MATERIALAB CONSULTANTS LIMITED
Fugro Development Centre,
5 Lok Yi Street,
17 M.S. Castle Peak Road,
Tai Lam, Tuen Mun, N.T., Hong Kong.
Tel : (852)-24508238
Fax : (852)-24508032
Email : mcl@fugro.com.hk

Report No.: 0394/13/ED/0192B

Monthly EM&A Report

October 2014

Client :	China International Water & Electric Corporation
Project:	Providing Sufficient Water Depth for Kwai Tsing Container Basin and its Approach Channel
Contract No.:	CV/2013/04
Report No.:	0394/13/ED/0192B

Project Proponent:

Civil Engineering & Development Department
101 Princess Margaret Road,
Homantin,
Kowloon, Hong Kong.

Prepared by: Cyrus Lai

Reviewed by: Vincent Chan

Certified by: _____
Colin Yung
Environmental Team Leader for
MateriaLab Consultants Limited

The copyright of this document is owned by MateriaLab Consultants Ltd. It may not be reproduced except with prior written approval from the Company.

ENVIRON

Ref.: CEDDWKTBEM00_0_00133L.14 14 November 2014

Mott MacDonald Hong Kong Ltd.
20/F, AIA Kowloon Tower,
Landmark East,
100 How Ming Street,
Kwun Tong, Kowloon

By Post and Fax (2419 6218)

Attention: Ir Chau T C, Felix, Engineer's Representative

Dear Ir Chau,

Re: Agreement No. CE 63/2008 (CE)
Dredging Works in Kwai Tsing Container Basin and its Approach Channel – Investigation, Design and Construction

Contract No. CV/2013/04
Dredging Works in Kwai Tsing Container Basin and its Approach Channel
Verification of Monthly EM&A Report for October 2014

Reference is made to the Environmental Team's submission of the Monthly Environmental Monitoring & Audit Report for October 2014 (ET's Report. No. 0394/13/ED/0192B) received by e-mail on 14 November 2014.

We write to verify the captioned report in accordance with Condition 5.4 of EP-426/2011/A.

Thank you very much for your kind attention and please do not hesitate to contact our Ms Laraine Chau or the undersigned should you have any queries.

Yours sincerely,
For and on behalf of
ENVIRON Hong Kong Limited

Y. H. Hui
Independent Environmental Checker

c.c.	MMHK	Mr. C M Howley	2827 1823 (by fax)
	MateriaLab	Mr. Colin Yung	2450 6138 (by fax)
	CIW&E	Mr. Lam Wai-hung	2419 6028 (by fax)

Q:\Projects\CEDDWKTBEM00\02 Project Management\02 Corr\CEDDWKTBEM00_0_00133L.14.doc

ENVIRON Hong Kong Limited 英環香港有限公司
Room 2403, 24/F., Jubilee Centre, 18 Fenwick Street, Wanchai, Hong Kong Tel: 852.3465 2888 Fax: 852.3465 2899
www.environcorp.com

MATERIALAB CONSULTANTS LIMITED
Fugro Development Centre,
5 Lok Yi Street,
17 M.S. Castle Peak Road,
Tai Lam, Tuen Mun, N.T., Hong Kong.
Tel : (852)-24508238
Fax : (852)-24508032
Email : mcl@fugro.com.hk

TABLE OF CONTENTS

1.	**INTRODUCTION**	**5**
2.	**BASIC PROJECT INFORMATION**	**7**
3.	**ROUTINE IMPACT WATER QUALITY MONITORING**	**11**
4.	**24-HR WATER QUALITY MONITORING**	**19**
5.	**ENVIRONMENTAL SITE INSPECTION AND AUDIT**	**23**
6.	**EXCEEDANCE OF THE ENVIRONMENTAL PARAMETERS**	**25**
7.	**NON-COMPLIANCE, COMPLAINTS, NOTIFICATION OF SUMMONS AND PROSECUTION**	**26**
8.	**CONCLUSIONS**	**27**

The copyright of this document is owned by MateriaLab Consultants Ltd. It may not be reproduced except with prior written approval from the Company.

MATERIALAB CONSULTANTS LIMITED
Fugro Development Centre,
5 Lok Yi Street,
17 M.S. Castle Peak Road,
Tai Lam, Tuen Mun, N.T., Hong Kong.
Tel : (852)-24508238
Fax : (852)-24508032
Email : mcl@fugro.com.hk

Report No.: 0394/13/ED/0192B

TABLES:

Table I	Summary of Water Quality Exceedances – Routine Impact Monitoring (In-situ)	1
Table II	Summary of Water Quality Exceedances – Routine Impact Monitoring (Laboratory Analysis)	2
Table III	Summary of the Exceedances Recorded in Reporting Month – 24-hr Monitoring	3
Table 2.1	Key Personnel Contact of the Contract	7
Table 2.2	Detailed Dredging Quantity	8
Table 2.3	Status of Environmental Licences, Notification and Permits	9
Table 3.1	Laboratory Measurement/Analysis Methods and Reporting Limits	11
Table 3.2	Water Quality Monitoring and Sampling Equipment	12
Table 3.3	Monitoring Parameters and Frequency	13
Table 3.4	Water Quality Monitoring Parameters	14
Table 3.5	Locations of Water Quality Monitoring Stations	14
Table 3.6	Summary of Water Quality Exceedance (In-situ Measurement)	16
Table 3.7	Summary of Water Quality Exceedance (Laboratory Analysis)	17
Table 4.1	24 Hours Water Quality Monitoring Equipment	20
Table 4.2	24-hr Water Quality Monitoring Parameters	21
Table 4.3	Location of Water Quality Monitoring Station	21
Table 4.4	Summary of Water Quality Exceedance (24-hr Monitoring)	22
Table 5.1	Compliance with EP Conditions in the Reporting Month	23
Table 5.2	Waste Quantities of Dredging Works	24
Table 7.1	Environmental Complaints Log	26
Table 7.2	Cumulative Statistics on Complaints	26
Table 7.3	Cumulative Statistics on Successful Prosecutions	26

FIGURES:

Figure 1 Project General Layout
Figure 2 Dredging Work Location during the Reporting Period
Figure 3 Locations of Water Quality Monitoring Stations

APPENDICES:

Appendix A Project Organization Chart
Appendix B Construction Programme
Appendix C Action and Limit Levels
Appendix D Copies of Calibration Certificates
Appendix E Schedule of Water Quality Monitoring
Appendix F Water Quality Monitoring Results and Graphical Presentation – Routine Impact Monitoring
Appendix G Water Quality Monitoring Results and Graphical Presentation – 24-hr Monitoring
Appendix H Event and Action Plans
Appendix I Details of Notification of Exceedances
Appendix J Environmental Mitigation Implementation Schedule
Appendix K Waste Generation in Reporting Period
Appendix L Weather Conditions and Red Tide Occurrences for the Reporting Month

The copyright of this document is owned by MateriaLab Consultants Ltd. It may not be reproduced except with prior written approval from the Company.

MATERIALAB CONSULTANTS LIMITED
Fugro Development Centre,
5 Lok Yi Street,
17 M.S. Castle Peak Road,
Tai Lam, Tuen Mun, N.T., Hong Kong.
Tel : (852)-24508238
Fax : (852)-24508032
Email : mcl@fugro.com.hk

EXECUTIVE SUMMARY

i. This is the Sixth Monthly Environmental Monitoring Audit (EM&A) Monthly Report – October 2014 for Contract No. CV/2013/04 – Dredging Works in Kwai Tsing and its Approach Channel (Agreement No. CE63/2008 – Providing Sufficient Water Depth for Kwai Tsing Container Basin and its Approach Channel). The dredging works commenced on 23 April 2014. This report presents the environmental monitoring and audit works conducted from 23 September 2014 to 22 October 2014.

ii. Construction Activities for the Reporting Period
During this reporting period, the principal work activities included:
- Dredging at Portion A / Zone 1A, Zone 1B, Zone 3A, Zone 3B and Zone 4A in EP
- Dredging at Portion B / Zone 5A, Zone 5B, Zone 6A, Zone 6B, Zone 6C and Zone 6D in EP
- Dredging at Portion D / Zone 13A in EP
- Dredging at Portion E / Zone 13B in EP

iii. Water Quality Monitoring
Routine impact water quality monitoring at 22 designated monitoring stations namely C1, C2, C3, G1, G2, G3, G4, G5, G6, SR1, SR2, SR3, SR4, SR5, SR6, SR7, SR8, SR9, SR10, SR11, SR12, SR13 were conducted during the reporting period. Exceedances of DO, Turbidity, Total Suspended Solids and TIN (in-situ & lab) were recorded at various monitoring stations, detail of exceedance are summarized in **Table I and II**. However, investigation indicated these exceedances were not related to the Project works.

Table I Summary of Water Quality Exceedances – Routine Impact Monitoring (In-situ)

Station	Exceedance Level	DO (S&M)		DO (B)		Turbidity		NH3-N		UIA		TIN		Total	
		E	F	E	F	E	F	E	F	E	F	E	F	E	F
SR1	Action	0	0	0	0	0	0	0	0	0	0	-	-	0	0
	Limit	0	0	0	0	1	0	0	0	0	0	-	-	1	0
SR2	Action	0	1	2	0	0	0	0	0	0	0	-	-	2	1
	Limit	12	7	10	10	1	1	0	0	0	0	-	-	23	18
SR3	Action	1	1	2	1	0	3	0	0	0	0	-	-	3	5
	Limit	10	6	10	9	1	0	0	0	0	0	-	-	21	15
SR4	Action	0	0	0	0	0	0	0	0	0	0	-	-	0	0
	Limit	0	0	0	0	0	0	0	0	0	0	-	-	0	0
SR5	Action	0	0	0	0	2	1	-	-	-	-	1	0	3	1
	Limit	8	7	9	9	0	2	-	-	-	-	12	13	29	31
SR6	Action	0	0	0	0	4	3	0	0	0	0	-	-	4	3
	Limit	13	13	13	13	6	7	0	0	0	0	-	-	32	33
SR7	Action	0	0	0	0	4	3	0	0	0	0	-	-	4	3
	Limit	8	8	11	10	0	0	0	0	0	0	-	-	19	18
SR8	Action	1	1	0	0	6	6	0	0	0	0	-	-	7	7
	Limit	11	11	13	13	4	4	0	0	0	0	-	-	28	28
SR9	Action	1	0	1	2	2	4	-	-	-	-	0	1	4	7
	Limit	4	6	10	8	8	5	-	-	-	-	6	6	28	25
SR10	Action	3	1	0	0	6	4	-	-	-	-	4	4	13	9
	Limit	10	11	13	13	1	3	-	-	-	-	5	4	29	31
SR11	Action	0	0	0	0	5	5	-	-	-	-	5	2	10	7
	Limit	12	11	13	13	1	2	-	-	-	-	3	3	29	29
SR12	Action	0	0	0	0	0	0	0	0	0	0	-	-	0	0
	Limit	0	0	0	0	0	0	0	0	0	0	-	-	0	0
SR13	Action	0	0	0	1	0	0	-	-	-	-	-	-	0	1
	Limit	13	12	13	12	0	0	-	-	-	-	-	-	26	24
Total	Action	6	4	5	4	29	29	0	0	0	0	10	7	94	
	Limit	101	92	115	110	23	24	0	0	0	0	26	26	517	

The copyright of this document is owned by MateriaLab Consultants Ltd. It may not be reproduced except with prior written approval from the Company.

Table II Summary of Water Quality Exceedances – Routine Impact Monitoring (Laboratory Analysis)

Station	Exceedance Level	Suspended Solids		BOD_5		*E. coli*		NH_3-N		UIA		Synthetic Detergent		TIN		Total	
		E	F	E	F	E	F	E	F	E	F	E	F	E	F	E	F
SR1	Action	0	0	0	0	0	0	0	0	0	0	0	0	-	-	0	0
	Limit	5	5	0	0	0	0	0	0	0	0	0	0	-	-	5	5
SR2	Action	1	2	-	-	-	-	0	0	0	0	-	-	-	-	1	2
	Limit	0	0	-	-	-	-	0	0	0	0	-	-	-	-	0	0
SR3	Action	0	0	-	-	-	-	0	0	0	0	-	-	-	-	0	0
	Limit	0	0	-	-	-	-	0	0	0	0	-	-	-	-	0	0
SR4	Action	0	0	0	0	0	0	0	0	0	0	0	0	-	-	0	0
	Limit	1	2	0	0	0	0	0	0	0	0	0	0	-	-	1	2
SR5	Action	0	1	-	-	-	-	0	0	0	0	-	-	1	1	1	2
	Limit	0	0	-	-	-	-	0	0	0	0	-	-	3	3	3	3
SR6	Action	4	4	-	-	-	-	0	0	0	0	-	-	-	-	4	4
	Limit	0	0	-	-	-	-	0	0	0	0	-	-	-	-	0	0
SR7	Action	0	0	-	-	-	-	0	0	0	0	-	-	-	-	0	0
	Limit	0	0	-	-	-	-	0	0	0	0	-	-	-	-	0	0
SR8	Action	1	0	-	-	-	-	0	0	0	0	-	-	-	-	1	0
	Limit	0	0	-	-	-	-	0	0	0	0	-	-	-	-	0	0
SR9	Action	4	2	-	-	-	-	0	0	0	0	-	-	0	0	4	2
	Limit	0	0	-	-	-	-	0	0	0	0	-	-	0	0	0	0
SR10	Action	0	0	-	-	-	-	0	0	0	0	-	-	0	0	0	0
	Limit	0	0	-	-	-	-	0	0	0	0	-	-	0	0	0	0
SR11	Action	0	0	-	-	-	-	0	0	0	0	-	-	0	0	0	0
	Limit	0	0	-	-	-	-	0	0	0	0	-	-	0	0	0	0
SR12	Action	0	0	0	0	0	0	0	0	0	0	0	0	-	-	0	0
	Limit	3	4	0	0	0	0	0	0	0	0	0	0	-	-	3	4
SR13	Action	0	0	-	-	-	-	0	0	0	0	-	-	-	-	0	0
	Limit	0	0	-	-	-	-	0	0	0	0	-	-	-	-	0	0
Total	Action	10	9	0	0	0	0	0	0	0	0	0	0	1	1	21	
	Limit	9	11	0	0	0	0	0	0	0	0	0	0	3	3	26	

Among the 22 monitoring stations, supplementary 24-hr water quality monitoring was also conducted at 7 of the stations, which are SR4, SR5, SR9, SR10, SR11, SR12 and SR13. Exceedances of DO and Turbidity were recorded at various monitoring stations, detail of exceedance are summarized in **Table III**. However, investigation indicated these exceedances were not related to the Project works.

The copyright of this document is owned by MateriaLab Consultants Ltd. It may not be reproduced except with prior written approval from the Company.

Table III Summary of the Exceedances Recorded in Reporting Month – 24-hr Monitoring

Station	Exceedance Level	Turbidity	DO	NH_3-N	Total
SR4	Action	0	0	0	0
	Limit	4	0	0	4
SR5	Action	111	54	-	165
	Limit	27	841	-	868
SR9	Action	472	57	-	529
	Limit	332	292	-	624
SR10	Action	352	36	-	388
	Limit	34	1309	-	1343
SR11	Action	48	39	-	87
	Limit	4	1263	-	1267
SR12	Action	0	0	0	0
	Limit	54	0	0	54
SR13	Action	0	5	-	5
	Limit	6	1397	-	1403
Total	Action	983	191	0	1174
	Limit	461	5102	0	5563

iii. Waste Management

There was marine sediment (Type 1 – Open Sea Disposal and Type 2 – Confined Marine Disposal) disposed to East Sha Chau Pit IVc or Va and South of Brothers CMP1 or CMP2. No inert or non-inert C&D material related to dredging works and a small amount of general refuse were disposed off site in the reporting month.

iv. Non-Compliance, Complaints, Notifications of Summons and Successful Prosecutions

No complaint, notification of prosecutions or summons was received in the reporting period.

Leakage incident was reported at around 04:35 am on 14 October 2014 during the dredging operation at TMTA Grid No. F16 (Portion B, Z5A) in the Container Basin. The loading compartment of the barge was suddenly partially opened and the dredged Cat Hp sediment (Type II) seeped back within Zone 1B. Investigation was carried out immediately and identified that a very rare inconsistent power supply with the damage of electric breaker condition occurred and caused the lost of control on the magnetic pressure valve. The error was immediately rectified by replacing a new device and the loading compartment was back to normal operation. The dredging works was then resumed at around 05:15 a.m. on 14 October 2014, preventive measures was implemented afterwards. Analysis of water quality monitoring data as well as seawater metal levels indicated the impact of the incident is considered not significant. Adequate corrective measures shall be implemented by the Contractor to avoid recurrence of such incident. Incident report on the leakage is under review and will be provided in subsequent EM&A report.

v. Site Inspections and Audit

The Environmental Team conducted 4 site inspections in the reporting period. No particular observation related to the dredging work was found in the reporting month. The Contractor is

The copyright of this document is owned by MateriaLab Consultants Ltd. It may not be reproduced except with prior written approval from the Company.

reminded to use well maintained mechanical equipment to reduce black smoke emission from the chimney of vessels. Good housekeeping should be maintained in site area, including using drip tray for storage of mechanical fuel and paint solvent and keeping the drainage area clean. The Contractor is also reminded to maintain good dredging work practice, including steady transfer of grab bucket, extension of retention time above silt curtain cage, lowering of grab bucket into the hopper barge and close the grab bucket while back transferring to the silt curtain cage. Chemical waste producer license application was in progress during the reporting period, chemical waste will be stored properly if produced.

vi. Compliance with Specific EP conditions

Implementation of contractor's mitigation for dredging work and the associated dredging records were checked. It was concluded that the dredging is conducted orderly in compliance with the EP requirements on site mitigation measures in general.

vii. Construction Activities for the Coming Reporting Period

During the coming reporting period, the principal work activities include:

- Dredging at Portion A / Zone 1A, Zone 1B, Zone 2C, Zone 3A, Zone 3B and Zone 4A in EP
- Dredging at Portion B / Zone 5A, Zone 5B, Zone 6A, Zone 6B, Zone 6C and Zone 6D in EP
- Dredging at Portion E / Zone 13B in EP

Future Key Issues include:

- Regular inspection on silt curtain deployment
- Regular inspection on silt screen deployment
- Implementation of EM&A Programme
- Maintain dredging below allowable dredging rate in EP.
- Cleaning of excess material from the decks and exposed fittings of barges and dredgers before the vessel is moved.
- Barge loading shall be monitored to ensure material is not lost during transportation.
- Conditions in dumping permit shall be followed strictly.
- Field trial dredging and monitoring at Zone 2C subzones

The copyright of this document is owned by MateriaLab Consultants Ltd. It may not be reproduced except with prior written approval from the Company.

1. INTRODUCTION

1.1 Background

1.1.1 The Project objective is to dredge approximately 4.0 million cubic metres of sediment from the seabed of Kwai Tsing Container Basin, as well as portions of Northern Fairway and Western Fairway, to provide sufficient depth of container basin and approach channel to Kwai Tsing Container Terminal (KTCT) for the safe navigation of Ultra Large Container Ships (ULCS).

1.1.2 The environmental monitoring and audit works of this Project is governed by Environmental Permit (EP) No. EP-426/2011/A, EM&A Manual (AEIAR-156/2010) and EM&A TIN (EPD Letter Ref: (34) in Ax(1) to EP2/N3/C/57Pt.7)).

1.1.3 The project proponent was the Civil Engineering & Development Department, HKSAR (CEDD). The Project General Layout is shown in **Figure 1**.

1.1.4 Mott MacDonald Hong Kong Ltd. (MMHK) was commissioned by CEDD as the Engineer for the Project. ENVIRON Hong Kong Ltd. was employed as the Independent Environmental Checker (IEC) in the Project.

1.1.5 China International Water & Electric Corporation Limited (CIW&E) was appointed as the main contractor for the dredging works.

1.1.6 MateriaLab Consultants Limited (MCL) was appointed as the Environmental Team (ET) to implement the Environmental Monitoring and Audit (EM&A) programme for the Project.

1.1.7 The construction phase of the Project under the EP was commenced on 23 April 2014.The impact EM&A programme of the Project commenced on 23 April 2014.

1.2 Purpose of the Report

1.2.1 This Fifth Monthly EM&A Report is prepared by MCL. This report presents a summary of the environmental monitoring and audit works, list of activities and mitigation measures proposed by the ET for the Project in 23 September to 22 October 2014.

1.3 Structure of the Report

1.3.1 The structure of this report is as follows:

Section 1: Introduction, including background, purpose and structure of the report
Section 2: Basic Project Information – summaries background and scope of the Contract, site description, project organization and contract details, construction programme, the construction works undertaken and the status of Environmental Permits/Licenses during the reporting period.
Section 3: Routine Impact Water Quality Monitoring – summaries the monitoring parameters, monitoring programmes, monitoring methodologies, monitoring frequency,

The copyright of this document is owned by MateriaLab Consultants Ltd. It may not be reproduced except with prior written approval from the Company.

monitoring locations, Action and Limit Levels, monitoring results and Event / Action Plans.

Section 4: 24-hr Water Quality Monitoring – summaries the monitoring parameters, monitoring programmes, monitoring methodologies, monitoring frequency, monitoring locations, Action and Limit Levels, monitoring results and Event / Action Plans.

Section 5: Environmental Site Inspection – summaries the audit findings of the weekly site inspections undertaken within the reporting period.

Section 6: Exceedance of the environmental parameters – summaries any monitoring exceedance within the reporting period.

Section 7: Non-Compliance, Complaints, notifications of summons and Prosecution – summaries any environmental complaints, environmental summons and successful prosecutions within the reporting period.

Section 8: Conclusions and Recommendation

The copyright of this document is owned by MateriaLab Consultants Ltd. It may not be reproduced except with prior written approval from the Company.

2. BASIC PROJECT INFORMATION

2.1 Project Organizations

2.1.1 The Project Organization structure is shown in **Appendix A**. The key personnel contact names and numbers are summarized in **Table 2.1**.

Table 2.1 Key Personnel Contact of the Contract

Party	Position	Name	Telephone	Fax
Engineer's Representative (MMHK)	Senior Resident Engineer	Ir. Felix Chau	2419 6008	2419 6218
Independent Environmental Checker (ENVIRON)	Independent Environmental Checker	Mr. YH Hui	3465 2888	3465 2899
Contractor (CIW&E)	Site Agent	Mr. KO Leung	2419 6008	2419 6218
	Environmental Officer	Mr. WH Lam	2419 6008	2419 6218
Environmental Team (MCL)	Environmental Team Leader	Mr. Colin Yung	3565 4114	3565 4160

2.2 Construction Programme

2.2.1 The construction phase of the Project under the EP commenced on 23 April 2014.

2.2.2 The construction programme of the Project is shown in **Appendix B**.

2.2.3 The environmental mitigation measures implementation schedule is presented in **Appendix J**.

2.3 Works undertaken during the month

During the reporting period, according to the Contractor, the principal work activities include:

- Dredging at Portion A / Zone 1A, Zone 1B, Zone 3A, Zone 3B and Zone 4A in EP
- Dredging at Portion B / Zone 5A, Zone 5B, Zone 6A, Zone 6B, Zone 6C and Zone 6D in EP
- Dredging at Portion D / Zone 13A in EP
- Dredging at Portion E / Zone 13B in EP

Daily dredging quantity in the reporting month is provided in **Table 2.2**.

The copyright of this document is owned by MateriaLab Consultants Ltd. It may not be reproduced except with prior written approval from the Company.

MATERIALAB CONSULTANTS LIMITED
Fugro Development Centre,
5 Lok Yi Street,
17 M.S. Castle Peak Road,
Tai Lam, Tuen Mun, N.T., Hong Kong.
Tel : (852)-24508238
Fax : (852)-24508032
Email : mcl@fugro.com.hk

Table 2.2 Detailed Dredging Quantity

Date	Maximum Allowable Daily Dredging Rate at Portion A (in-situ, m^3)	Dredged Quantity (in-situ, m^3)				Date	Maximum Allowable Daily Dredging Rate at Portion A (in-situ, m^3)	Dredged Quantity (in-situ, m^3)			
		Portion A	Portion B	Portion D	Portion E			Portion A	Portion B	Portion D	Portion E
23/9/2014	3440	2154	538	4000	0	8/10/2014	NA	0	1615	0	0
24/9/2014	3440	538	538	3000	0	9/10/2014	3440	2154	1077	0	0
25/9/2014	3440	1615	538	3000	0	10/10/2014	3440	2154	538	0	0
26/9/2014	3440	1077	0	500	2500	11/10/2014	2050	538	1077	0	0
27/9/2014	3440	2154	1077	0	3000	12/10/2014	2050	1077	1077	0	0
28/9/2014	3440	2154	538	0	2500	13/10/2014	3440	2692	0	0	0
29/9/2014	NA	0	0	0	0	14/10/2014	2050	1615	1077	0	0
30/9/2014	3440	1077	0	0	0	15/10/2014	3440	2692	0	0	0
1/10/2014	3440	1077	538	0	0	16/10/2014	3440	1615	538	0	0
2/10/2014	3440	1077	538	0	0	17/10/2014	3440	1077	1077	0	0
3/10/2014	3440	2692	538	0	0	18/10/2014	3440	1615	538	0	0
4/10/2014	3440	2154	1077	0	0	19/10/2014	3440	538	1077	0	0
5/10/2014	3440	1615	0	0	0	20/10/2014	3440	1615	1077	0	0
6/10/2014	900	538	2154	0	0	21/10/2014	3440	2154	1077	0	0
7/10/2014	3440	1615	1077	0	0	22/10/2014	3440	538	1615	0	0

Maximum allowable daily dredging rate for Portion A / Zone 1A: 900m^3, Zone 1B: 2,050m^3, Zone 3A, Zone 3B and Zone 4A: 3,440m^3 for wet season.

Maximum allowable daily dredging rate for Portion B / Zone 5A, Zone 5B, Zone 6A, Zone 6B, Zone 6C and Zone 6D, Portion D / Zone 13A and Portion E / Zone 13B: 4,000m^3 for both wet season and dry season.

The copyright of this document is owned by MateriaLab Consultants Ltd. It may not be reproduced except with prior written approval from the Company.

2.4 Status of Environmental Licences, Notification and Permits

2.4.1 A summary of the relevant permits, licences and/or notifications on environmental protection for this Contract is presented in **Table 2.3**.

Table 2.3 Status of Environmental Licences, Notification and Permits

Permit / Direction / License	Ref No	Valid From	Valid Till
Notification pursuant to Air Pollution (Control Dust) Regulation	Not Required		
Billing Account for Waste Disposal	7018156	5/9/2013	Upon Completion
Marine Dumping Permit Portion D & E Type 1 Open Sea Disposal	EP/MD/15-096	16/9/2014	15/3/2015
Marine Dumping Permit Portion D & E Type 1 Open Sea Disposal	EP/MD/15-001	25/8/2014	24/2/2015
Marine Dumping Permit Portion A ,B & C Type 1 Open Sea Disposal	EP/MD/14-163	14/4/2014	13/10/2014
Marine Dumping Permit Portion A ,B & C Type 1 Open Sea Disposal (Dedicated Site) and Type 2 Confined Marine Disposal	EP/MD/15-088	25/8/2014	24/9/2014
Marine Dumping Permit Portion A ,B & C Type 1 Open Sea Disposal (Dedicated Site) and Type 2 Confined Marine Disposal	EP/MD/15-117	25/9/2014	24/10/2014
Construction Noise Permit Portion D & E	GW-RS0244-14	1/4/2014	30/9/2014
Construction Noise Permit Portion D & E	GW-RS0951-14	30/9/2014	31/3/ 2015
Construction Noise Permit Portion A,B & C	GW-RW0213-14	1/4/2014	30/9/2014
Construction Noise Permit Portion A,B & C	GW-RW0673-14	30/9/2014	31/ 3/ 2015

Note: No Type 3 material generated in the reporting period

2.5 Summary of EM&A Programme Requirements

2.5.1 The EM&A programme requires environmental monitoring for water quality and environmental site inspections for air quality, noise, water quality, waste management, landscape and visual impact. The EM&A requirements for each parameter described in the following sections include:

- All monitoring parameters;
- Monitoring schedules for the reporting month and forthcoming month;
- Action and Limit levels for all environmental parameters;
- Event / Action Plan;
- Environmental mitigation measures, as recommended in the Project EIA reports; and
- Environmental requirement in contract documents.

2.6 Construction Activities for the Coming Reporting Period

During the coming reporting period, the principal work activities include:

- Dredging at Portion A / Zone 1A, Zone 1B, Zone 2C, Zone 3A, Zone 3B and Zone 4A in EP

The copyright of this document is owned by MateriaLab Consultants Ltd. It may not be reproduced except with prior written approval from the Company.

- Dredging at Portion B / Zone 5A, Zone 5B, Zone 6A, Zone 6B, Zone 6C and Zone 6D in EP
- Dredging at Portion E / Zone 13B in EP

Future Key Issues include:

- Regular inspection on silt curtain deployment
- Regular inspection on silt screen deployment
- Implementation of EM&A Programme
- Maintain dredging below allowable dredging rate in EP.
- Cleaning of excess material from the decks and exposed fittings of barges and dredgers before the vessel is moved.
- Barge loading shall be monitored to ensure material is not lost during transportation.
- Conditions in dumping permit shall be followed strictly.
- Field trial dredging and monitoring at Zone 2C subzones

The copyright of this document is owned by MateriaLab Consultants Ltd. It may not be reproduced except with prior written approval from the Company.

3. ROUTINE IMPACT WATER QUALITY MONITORING

3.1 Monitoring Methodology

3.1.1 In-situ measurements and water samples were taken at 3 depths of the water column for each monitoring location, i.e. 1m below the surface, mid-depth, and 1m above the seabed, except where the water depth was less than 6m in which case the mid-depth was omitted and for locations where the water depth was less than 3m only the mid-depth level was monitored.

In-Situ Measurement

3.1.2 Prior to each monitoring day, wet bulb calibration was performed for the DO probes. Zero check in distilled water and calibration with a solution of known NTU were carried out for the turbidity probes. Three-point calibration of pH probes was completed each monitoring day.

3.1.3 At each sampling depth, two consecutive measurements were taken for turbidity, pH, DO, temperature, salinity, and ammonia. Separate deployment of the monitoring instruments was conducted for the consecutive measurements. When the difference between the two measurements for DO or turbidity was higher than 25% of the value of the first reading, the reading would be discarded and further readings would be taken. Three replicates of TIN measurement were performed for each depth at each monitoring location.

Laboratory Analysis

3.1.4 Duplicate water samples were collected at each sampling depth for laboratory measurement of SS, BOD_5 & synthetic detergent, ammonia, and *E.coli* at the required monitoring stations shown in **Table 3.4**. Three replicates were taken for TIN measurements at the specified locations. Samples were stored in high density polythene bottles, packed in ice (cooled to 4°C without being frozen), and delivered to the laboratory on the same day of collection for analysis.

3.1.5 ALS Technichem (HK) Pty Ltd (HOKLAS Reg. No. 066), was appointed to be the laboratory for analysis of water samples in the impact monitoring project. The methods adopted by the laboratories and the reporting limits are detailed in **Table 3.1**.

Table 3.1 Laboratory Measurement/Analysis Methods and Reporting Limits

Analysis Description	Method	Reporting limits
Suspended Solid	APHA 2540D	1 mg/L
Ammonia	APHA 4500NH3:B&C	0.01 mg/L
Nitrite	APHA 4500NO2:B&H	0.01 mg/L
Nitrate	APHA 4500NO3:I	0.01 mg/L
Total Inorganic Nitrogen	By Calculation	0.02 mg/L
5-day Biochemical Oxygen Demand	APHA 5210B	1 mg/L
Synthetic Detergent	As Methylene Blue Active Substance	0.5 mg/L

The copyright of this document is owned by MateriaLab Consultants Ltd. It may not be reproduced except with prior written approval from the Company.

Analysis Description	Method	Reporting limits
E. coli	DoE Section 7.8 & 7.9 plus in situ urease test	1 cfu/100mL

3.2 Monitoring Equipment

3.2.1 Equipment used for in-situ measurement and water sampling during impact water quality monitoring is summarised in **Table 3.2**. The equipment is in compliance with the requirements set out in the EM&A Manual. All in-situ monitoring instruments were calibrated by a HOKLAS-accredited laboratory or by standard solutions. Calibration of temperature, DO, salinity, pH and turbidity is conducted in three month interval, while QA/QC for in-situ ammonia measurement is carried out at 1-month interval. Calibration certificates for the water quality monitoring equipment are attached in **Appendix D**.

Table 3.2 Water Quality Monitoring and Sampling Equipment

Parameter	Equipment	Model	Range	Equipment Accuracy
Nitrate	Photometer	• HACH DR900, and • Nitrate Reagent Set (Cadmium Reduction Method)	NO_3: 0.01 to 0.50 mg/L	±0.5%
Ammonia, Nitrite	Photometer	• Lovibond MD600 Maxi Direct, and • Ammonia Reagent Set (Indophenol blue / Salicylate); • Nitrite Reagent Set (N-(1-Naphthyl)-ethylendiamine)	NH_3-N: 0.02 to 1mg/L; 1 to 50mg/L NO_2: 0.01 to 0.5mg/L	±2%
Temperature, Dissolved Oxygen, salinity, pH, Turbidity	Water Quality Monitoring Device	YSI 6920V2-2-M Sonde	Temp: -5 to 50°C DO: 0-50mg/L DO%: 0-500% Sal: 0 to 70 ppt pH: 0 to 14 pH units Turb: 0-1000NTU	Temp: ±0.15°C DO: ±0.1mg/L or 1% (whichever greater) for 0-20mg/L; ±15% for 20-50mg/L Sal: ±1% or 0.1ppt (whichever greater) pH: ±0.2 units Turb: ±2% or 0.3NTU (whichever greater)
Water Sampling	Water Sampler	Aquatic Research Transparent PC Horizontal Water Sampler 2.2L / 3L / 5L	NA	NA
Positioning	Global Positioning System (GPS)	Garmin eTrex	NA	±3m
		Garmin GPS72	NA	±3m
Water Depth	Echo Sounder	Garmin ECHO 100	0.6 to 91 m	0.1 m

The copyright of this document is owned by MateriaLab Consultants Ltd. It may not be reproduced except with prior written approval from the Company.

3.3 Monitoring Parameters

3.3.1 The monitoring parameters and frequency for both in-situ measurement and laboratory analysis are summarised in **Table 3.3**. Parameters for each monitoring station are specified in **Table 3.4**.

Table 3.3 Monitoring Parameters and Frequency

Parameters	Monitoring Frequency
In-situ Measurement Turbidity (in NTU), pH, Dissolved Oxygen (in mg/L and %), Temperature (in °C), Salinity (in ppt), [1]Ammonia-N (in mg/L-N and UIA); [2]TIN: Ammonia-N (in mg/L), Nitrite (in mg/L), Nitrate (in mg/L) Laboratory Analysis [1]Ammonia-N (in mg/L-N and UIA), Suspended Solids (SS), [2]BOD_5, [2]*E.coli*, [2]Synthetic Detergent; [2]TIN: Ammonia-N (in mg/L), Nitrite (in mg/L), Nitrate (in mg/L)	3 days per week, at mid-flood and mid-ebb tides (except detergent which shall be taken one day per month, at mid-flood and mid-ebb) 36 hours interval was allowed between subsequent sets of measurement.

Notes:

1. Ammonia measurements and samples were taken at SR1, SR2, SR3, SR4, SR12, C1, C2, C3 only;
   UIA: In-situ unionized ammonia was calculated from in-situ measurement of NH_3-N, temperature, pH and salinity; Laboratory determined unionized ammonia was calculated from analysed NH_3-N from water samples and in-situ measurement of temperature, pH and salinity;
2. Total Inorganic Nitrogen (TIN) measurements and samples were taken at SR5, SR9, SR10, SR11, G1, G2, G3, G4, G5, G6 only;
3. BOD_5, *E.coli* and Synthetic Detergent samples were taken at SR1, SR4, SR12, C1, C2, C3 only.

The copyright of this document is owned by MateriaLab Consultants Ltd. It may not be reproduced except with prior written approval from the Company.

Table 3.4 Water Quality Monitoring Parameters

ID	In-situ Measurement							Laboratory Analysis					
	pH	Temperature	Salinity	Turbidity	Dissolved Oxygen / Dissolved Oxygen%	NH_3-N / UIA	TIN (NH_3-N, NO_2 & NO_3)	Suspended Solids	BOD_5	*E. coli*	NH_3-N / UIA	Synthetic Detergent	TIN (NH_3-N, NO_2 & NO_3)
SR1	O	O	O	O	O	O		O	O	O	O	O	
SR2	O	O	O	O	O	O		O			O		
SR3	O	O	O	O	O	O		O			O		
SR4	O	O	O	O	O	O		O	O	O	O	O	
SR5	O	O	O	O	O		O	O					O
SR6	O	O	O	O	O			O					
SR7	O	O	O	O	O			O					
SR8	O	O	O	O	O			O					
SR9	O	O	O	O	O		O	O					O
SR10	O	O	O	O	O		O	O					O
SR11	O	O	O	O	O		O	O					O
SR12	O	O	O	O	O	O		O	O	O	O	O	
SR13	O	O	O	O	O			O					
G1	O	O	O	O	O		O	O					O
G2	O	O	O	O	O		O	O					O
G3	O	O	O	O	O		O	O					O
G4	O	O	O	O	O		O	O					O
G5	O	O	O	O	O		O	O					O
G6	O	O	O	O	O		O	O					O
C1	O	O	O	O	O	O		O	O	O	O	O	
C2	O	O	O	O	O	O		O	O	O	O	O	
C3	O	O	O	O	O	O		O	O	O	O	O	

Note:

1. UIA: In-situ unionized ammonia was calculated from in-situ measurement of NH_3-N, temperature, pH and salinity; laboratory determined unionized ammonia was calculated from analysed NH_3-N from water samples taken and in-situ measurement of temperature, pH and salinity.

3.4 Monitoring Locations

3.4.1 Impact water quality monitoring was conducted at 22 locations, including 13 sensitive receivers (SR1-13), 6 gradient stations (G1-6) and 3 control stations (C1-3), whose detailed information is summarised in **Table 3.5**. The locations of the stations are also shown in **Figure 3**.

Table 3.5 Locations of Water Quality Monitoring Stations

Water Monitoring Station		Easting	Northing
SR1	Near Hong Kong Garden, WSD Flushing Water Intake	822690.971	824644.361
SR2	Casam, Gazetted Beach	825723.225	825334.784

The copyright of this document is owned by MateriaLab Consultants Ltd. It may not be reproduced except with prior written approval from the Company.

Water Monitoring Station		Easting	Northing
SR3	Approach, Gazetted Beach	826960.152	825260.726
SR4	Tsuen Wan, WSD Flushing Water Intake	829270.482	825382.994
SR5	Ma Wan, Fish Culture Zone	823758.839	823575.934
SR6	Kau Yi Chau, Corals	825655.637	816444.509
SR7	Green Island, Corals	829830.065	815996.449
SR8	Shek Kok Tsui, Corals	828562.803	811100.522
SR9	Cheung Sha Wan, Fish Culture Zone	818700.675	810910.924
SR10	Lo Tik Wan, Fish Culture Zone	831528.007	809237.067
SR11	Sok Kwu Wan, Fish Culture Zone	831721.774	807839.924
SR12	Tsing Yi, WSD Flushing Water Intake	829599.152	823262.269
SR13	EMSD Cooling Water Intake for Kwai Chung Hospital	831397.450	822002.433
G1	Gradient Station	820626.195	822834.323
G2	Gradient Station	825979.792	824683.158
G3	Gradient Station	826431.159	820617.725
G4	Gradient Station	830423.070	819431.722
G5	Gradient Station	821388.238	815001.087
G6	Gradient Station	831293.103	811408.482
C1	Control Station	817511.733	822492.021
C2	Control Station	825062.857	808648.094
C3	Control Station	835061.918	807452.449

3.5 Monitoring date, time frequency and duration

In the reporting period, impact water quality monitoring was carried out 3 days per week, at mid-flood and mid-ebb tides, from 23 September to 21 October 2014. Detailed impact monitoring schedule for the reporting month and the coming month is included in **Appendix E**.

3.6 Weather conditions

3.6.1 The weather condition during the impact monitoring is provided in **Appendix L**.

3.7 Results and Observations

3.7.1 Impact water quality monitoring was conducted at all designated monitoring stations in the reporting month. Impact water quality monitoring results and graphical presentations are provided in **Appendix F**.

3.7.2 During the reporting period, some adverse weather conditions, including Rainstorm Warning and Thunderstorm Warning, were reported. Heavy marine traffic (not associated with the Project) was also commonly observed nearby the Project site and its vicinity, that the propeller wash from vessels could lead to potential disturbance of seabed sediment and affect the water quality. The above conditions may affect monitoring results. Summary of weather warning signals are provided in Appendix L.

The copyright of this document is owned by MateriaLab Consultants Ltd. It may not be reproduced except with prior written approval from the Company.

3.7.3 Exceedances were recorded for Turbidity, DO (S&M), DO(B), Total Suspended Solids and TIN (in-situ & lab). Number of exceedances recorded in the reporting month at each impact station is summarized in **Table 3.6 and 3.7**.

Table 3.6 Summary of Water Quality Exceedance (In-situ Measurement)

Station	Exceedance Level	DO (S&M)		DO (B)		Turbidity		NH3-N		UIA		TIN		Total	
		E	F	E	F	E	F	E	F	E	F	E	F	E	F
SR1	Action	0	0	0	0	0	0	0	0	0	0	-	-	0	0
	Limit	0	0	0	0	1	0	0	0	0	0	-	-	1	0
SR2	Action	0	1	2	0	0	0	0	0	0	0	-	-	2	1
	Limit	12	7	10	10	1	1	0	0	0	0	-	-	23	18
SR3	Action	1	1	2	1	0	3	0	0	0	0	-	-	3	5
	Limit	10	6	10	9	1	0	0	0	0	0	-	-	21	15
SR4	Action	0	0	0	0	0	0	0	0	0	0	-	-	0	0
	Limit	0	0	0	0	0	0	0	0	0	0	-	-	0	0
SR5	Action	0	0	0	0	2	1	-	-	-	-	1	0	3	1
	Limit	8	7	9	9	0	2	-	-	-	-	12	13	29	31
SR6	Action	0	0	0	0	4	3	0	0	0	0	-	-	4	3
	Limit	13	13	13	13	6	7	0	0	0	0	-	-	32	33
SR7	Action	0	0	0	0	4	3	0	0	0	0	-	-	4	3
	Limit	8	8	11	10	0	0	0	0	0	0	-	-	19	18
SR8	Action	1	1	0	0	6	6	0	0	0	0	-	-	7	7
	Limit	11	11	13	13	4	4	0	0	0	0	-	-	28	28
SR9	Action	1	0	1	2	2	4	-	-	-	-	0	1	4	7
	Limit	4	6	10	8	8	5	-	-	-	-	6	6	28	25
SR10	Action	3	1	0	0	6	4	-	-	-	-	4	4	13	9
	Limit	10	11	13	13	1	3	-	-	-	-	5	4	29	31
SR11	Action	0	0	0	0	5	5	-	-	-	-	5	2	10	7
	Limit	12	11	13	13	1	2	-	-	-	-	3	3	29	29
SR12	Action	0	0	0	0	0	0	0	0	0	0	-	-	0	0
	Limit	0	0	0	0	0	0	0	0	0	0	-	-	0	0
SR13	Action	0	0	0	1	0	0	-	-	-	-	-	-	0	1
	Limit	13	12	13	12	0	0	-	-	-	-	-	-	26	24
Total	Action	6	4	5	4	29	29	0	0	0	0	10	7	94	
	Limit	101	92	115	110	23	24	0	0	0	0	26	26	517	

The copyright of this document is owned by MateriaLab Consultants Ltd. It may not be reproduced except with prior written approval from the Company.

Table 3.7 Summary of Water Quality Exceedance (Laboratory Analysis)

Station	Exceedance Level	Suspended Solids		BOD_5		*E. coli*		NH_3-N		UIA		Synthetic Detergent		TIN		Total	
		E	F	E	F	E	F	E	F	E	F	E	F	E	F	E	F
SR1	Action	0	0	0	0	0	0	0	0	0	0	0	0	-	-	0	0
	Limit	5	5	0	0	0	0	0	0	0	0	0	0	-	-	5	5
SR2	Action	1	2	-	-	-	-	0	0	0	0	-	-	-	-	1	2
	Limit	0	0	-	-	-	-	0	0	0	0	-	-	-	-	0	0
SR3	Action	0	0	-	-	-	-	0	0	0	0	-	-	-	-	0	0
	Limit	0	0	-	-	-	-	0	0	0	0	-	-	-	-	0	0
SR4	Action	0	0	0	0	0	0	0	0	0	0	0	0	-	-	0	0
	Limit	1	2	0	0	0	0	0	0	0	0	0	0	-	-	1	2
SR5	Action	0	1	-	-	-	-	0	0	0	0	-	-	1	1	1	2
	Limit	0	0	-	-	-	-	0	0	0	0	-	-	3	3	3	3
SR6	Action	4	4	-	-	-	-	0	0	0	0	-	-	-	-	4	4
	Limit	0	0	-	-	-	-	0	0	0	0	-	-	-	-	0	0
SR7	Action	0	0	-	-	-	-	0	0	0	0	-	-	-	-	0	0
	Limit	0	0	-	-	-	-	0	0	0	0	-	-	-	-	0	0
SR8	Action	1	0	-	-	-	-	0	0	0	0	-	-	-	-	1	0
	Limit	0	0	-	-	-	-	0	0	0	0	-	-	-	-	0	0
SR9	Action	4	2	-	-	-	-	0	0	0	0	-	-	0	0	4	2
	Limit	0	0	-	-	-	-	0	0	0	0	-	-	0	0	0	0
SR10	Action	0	0	-	-	-	-	0	0	0	0	-	-	0	0	0	0
	Limit	0	0	-	-	-	-	0	0	0	0	-	-	0	0	0	0
SR11	Action	0	0	-	-	-	-	0	0	0	0	-	-	0	0	0	0
	Limit	0	0	-	-	-	-	0	0	0	0	-	-	0	0	0	0
SR12	Action	0	0	0	0	0	0	0	0	0	0	0	0	-	-	0	0
	Limit	3	4	0	0	0	0	0	0	0	0	0	0	-	-	3	4
SR13	Action	0	0	-	-	-	-	0	0	0	0	-	-	-	-	0	0
	Limit	0	0	-	-	-	-	0	0	0	0	-	-	-	-	0	0
Total	Action	10	9	0	0	0	0	0	0	0	0	0	0	1	1	21	
	Limit	9	11	0	0	0	0	0	0	0	0	0	0	3	3	26	

The copyright of this document is owned by MateriaLab Consultants Ltd. It may not be reproduced except with prior written approval from the Company.

3.7.4 During the reporting period, 101 AL and 92 LL exceedances were recorded for dissolved oxygen (S&M), 115 AL and 110 LL were recorded for dissolved oxygen (B). 23 AL and 24 LL exceedances for turbidity, 26 AL and 26 LL exceedances for TIN (in-situ), 9 AL and 11 LL exceedances for total suspended solids and 3 AL and 3 LL for TIN (lab) were recorded.

3.7.5 According to the investigations, curtain was in proper condition and the maximum daily dredging rate (in-situ) among the working days were 3231m^3, 2154m^3, 4000m^3 and 3000m^3 in Portion A, Portion B, Portion D and Portion E respectively.

3.7.6 A number of exceedances were recorded in the reporting month, however, based on the finding from the investigation on the recorded cases of exceedances, the cause was found not related to the project. In particular, during 29 September 2014 when no dredging works were conducted. This implies that the exceedances are not related to the Project but due to changes of the ambient conditions.

3.7.7 The details of Notification of Exceedance can be referred to **Appendix I**.

3.8 Event and Action Plan

3.8.1 The Event and Action Plan is given in **Appendix H**.

The copyright of this document is owned by MateriaLab Consultants Ltd. It may not be reproduced except with prior written approval from the Company.

4. 24-HR WATER QUALITY MONITORING

4.1 Monitoring Methodology

4.1.1 The monitoring probes are set up around the fish rack at the four Fish Culture Zones and seawater intake point. Small buoys are placed on the sea surface to indicate the locations of the monitoring probes. Data loggers and wireless modems are placed on a framework or covered places, such as storage house on the fish rack.

4.1.2 The 24 hours water quality monitoring is performed at a depth of 1 to 2m below the water surface. The dissolved oxygen, temperature and turbidity data are logged at 5 minutes interval by the multi-probe, while ammonia data are logged at 20 minutes interval and data are transmitted via the wireless transmission system to the designated computers with the installation of automatic checking programme to detect exceedances at the offices of ET. In case where an action/limit level exceedance is evidenced (a continuous exceedance for any 30 minutes i.e. 6 consecutive monitoring data exceedances for DO, temperature and turbidity; and 3 consecutive exceedances of ammonia data), an email notification will be sent automatically to ET, Contractor, ER, EPD, AFCD and WSD to alert the event for further investigation.

4.2 Monitoring Equipment

4.2.1 The following equipment and facilities will be used for the monitoring of water quality impacts:

Dissolved Oxygen, Turbidity and Temperature Measuring Equipment

A multi probe meter measuring dissolved oxygen, temperature and turbidity is set up at the 24 hours monitoring stations

- A DO level in the range of 0-20 mg/L and 0-200% saturation;
- A temperature of between 0 and 45 degree Celsius;
- A turbidity of between 0-1000NTU

The DO equipment is equipped with built-in salinity compensation.

Ammonia Measuring Equipment

The ammonia measuring equipment is used to monitor seawater ammonia level at WSD flushing water intake on a 24 hours a days 7 days a week during works basis.

Data Acquisition System

The data acquisition system is used to log water quality data at 5 minutes interval by the multi-probe and at 20 min interval by the ammonia sensor. Data will be transmitted via the wireless transmission system to the designated computers at ET office.

Table 4.1 lists out the detail of monitoring equipment.

The copyright of this document is owned by MateriaLab Consultants Ltd. It may not be reproduced except with prior written approval from the Company.

Table 4.1 24 Hours Water Quality Monitoring Equipment

Parameter	Equipment	Model	Range	Equipment Accuracy
Temperature, Dissolved Oxygen, Turbidity	Water Quality Monitoring Device	• YSI 6920V2-2-M Sonde	Temp: -5 to 50°C DO: 0-50mg/L DO%: 0-500% Turb: 0-1000NTU	▪ Temp: ±0.15°C ▪ DO: ±0.1mg/L or 1% (whichever greater) for 0-20mg/L; ±15% for 20-50mg/L ▪ Turb: ±2% or 0.3NTU (whichever greater)
Data Acquisition System	Data Logger	Campbell CR200	NA	NA
	Data Logger	Campbell CR800	NA	NA
	Data Transmitter	NXN GT-511	NA	NA
Ammonia	Photometric Analyzer	Systea S.p.A. Micromac 1000 Ammonia Reagent Set: OPA	N-NH_3: 0-2mg/L	N-NH_3: <0.01mg/L

4.2.2 Equipment Calibration

In-situ monitoring instruments are checked, calibrated and certified by a laboratory accredited under HOKLAS or any other international accreditation scheme before use, and subsequently re-calibrated at 3 months intervals throughout the water quality monitoring programme.

The monitoring equipment, monitoring probes are cleaned and checked twice a week.

Equipment calibration records are in **Appendix D**.

4.3 Monitoring Parameters

4.3.1 Dissolved oxygen, temperature and turbidity are recorded every 5 minutes, 24 hours a day 7 days a week during dredging works.

4.3.2 In-situ NH_3-N at WSD Flushing Water Intake are measured every 20 minutes, 24 hours a day 7 days a week during works.

4.3.3 The water quality parameters measured at particular locations are shown in **Table 4.2**.

The copyright of this document is owned by MateriaLab Consultants Ltd. It may not be reproduced except with prior written approval from the Company.

Table 4.2 24-hr Water Quality Monitoring Parameters

ID	Description	Parameters				
		Temperature	Turbidity	DO (mg/L)	DO%	NH_3-N
SR4	Tsuen Wan, WSD Flushing Water Intake	O	O	O	O	O
SR5	Ma Wan, Fish Culture Zone	O	O	O	O	
SR9	Cheung Sha Wan, Fish Culture Zone	O	O	O	O	
SR10	Lo Tik Wan, Fish Culture Zone	O	O	O	O	
SR11	Sok Kwu Wan, Fish Culture Zone	O	O	O	O	
SR12	Tsing Yi, WSD Flushing Water Intake	O	O	O	O	O
SR13	EMSD Cooling Water Intake for Kwai Chung Hospital	O	O	O	O	

4.4 Monitoring Locations

The 24 hours water quality monitoring works are performed at the following locations (**Table 4.3**).

Table 4.3 Location of Water Quality Monitoring Station

Water Monitoring Station		Easting	Northing
SR4	Tsuen Wan, WSD Flushing Water Intake	829270.482	825382.994
SR5	Ma Wan, Fish Culture Zone	823758.839	823575.934
SR9	Cheung Sha Wan, Fish Culture Zone	818700.675	810910.924
SR10	Lo Tik Wan, Fish Culture Zone	831528.007	809237.067
SR11	Sok Kwu Wan, Fish Culture Zone	831721.774	807839.924
SR12	Tsing Yi, WSD Flushing Water Intake	829599.152	823262.269
SR13	EMSD Cooling Water Intake for Kwai Chung Hospital	831397.450	822002.433

Revisions on monitoring locations were proposed in previous submission (MateriaLab Report No. Ref: 0394/13/ED/0103 – WATER QUALITY MONITORING LOCATION) and were agreed among AFCD, EMSD, WSD and EPD.

4.5 Results and Observations

4.5.1 24-hr water quality monitoring was conducted at all designated monitoring stations in the reporting month. Results are provided in **Appendix G**.

4.5.2 During the reporting period, some adverse weather conditions, including Rainstorm Warning and Thunderstorm Warning, were reported. Heavy marine traffic (not associated with the Project) was also commonly observed nearby the Project site and its vicinity, that the propeller wash from vessels could lead to potential disturbance of seabed sediment and affect the water

The copyright of this document is owned by MateriaLab Consultants Ltd. It may not be reproduced except with prior written approval from the Company.

quality. The above conditions may affect monitoring results. Furthermore, the fish culturing or other activities occurring on the fish rack may cause adverse impact on the receiving water,. Summary of weather warning signals are provided in Appendix L.

4.5.3 Exceedances were recorded for turbidity and dissolved oxygen. Number of exceedances recorded in the reporting month at each impact station is summarized in **Table 4.4**.

Table 4.4 Summary of Water Quality Exceedance (24-hr Monitoring)

Station	Exceedance Level	Turbidity	DO	NH_3-N	Total
SR4	Action	0	0	0	0
	Limit	4	0	0	4
SR5	Action	111	54	-	165
	Limit	27	841	-	868
SR9	Action	472	57	-	529
	Limit	332	292	-	624
SR10	Action	352	36	-	388
	Limit	34	1309	-	1343
SR11	Action	48	39	-	87
	Limit	4	1263	-	1267
SR12	Action	0	0	0	0
	Limit	54	0	0	54
SR13	Action	0	5	-	5
	Limit	6	1397	-	1403
Total	Action	983	191	0	1174
	Limit	461	5102	0	5563

4.5.4 461 AL and 5102 LL exceedances were recorded in the reporting month.

4.5.5 A number of exceedances were recorded in the reporting month, however, based on the finding from the investigation on the recorded cases of exceedances, the cause was found not related to the project. In particular, during 29 September 2014 when no dredging works were conducted. This implies that the exceedances are not related to the Project but due to changes of the ambient conditions.

4.5.6 The details of Notification of Exceedance can be referred to **Appendix I**.

4.6 Event and Action Plan

4.6.1 The Event and Action Plan is given in **Appendix H**.

The copyright of this document is owned by MateriaLab Consultants Ltd. It may not be reproduced except with prior written approval from the Company.

5. ENVIRONMENTAL SITE INSPECTION AND AUDIT

5.1 Site Inspections

5.1.1 Site inspections were carried out weekly by ET to monitor the implementation of proper environmental pollution control and mitigation measures for the Project. In the reporting month, 4 site inspections were carried out on 25 September, 3, 9, 16 October 2014.

5.1.2 The Environmental Team conducted 4 site inspections in the reporting period. No particular observation related to the dredging work was found in the reporting month. The Contractor is reminded to use well maintained mechanical equipment to reduce black smoke emission from the chimney of vessels. Good housekeeping should be maintained in site area, including using drip tray for storage of mechanical fuel and paint solvent and keeping the drainage area clean. The Contractor is also reminded to maintain good dredging work practice, including steady transfer of grab bucket, extension of retention time above silt curtain cage, lowering of grab bucket into the hopper barge and close the grab bucket while back transferring to the silt curtain cage. Chemical waste producer license application was in progress during the reporting period, chemical waste will be stored properly if produced.

5.2 Advice on the Solid and Liquid Waste Management Status

5.2.1 According to the Contractor, 10m^3 general refuse were generated and disposed of in the reporting period. Monthly summary of waste flow table is detailed in **Appendix K**.

5.3 Dredging and Disposal

5.3.1 Implementation of mitigation measures for dredging works and the associated dredging records were checked and the findings are summarized in **Table 5.1**.

Table 5.1 Compliance with EP Conditions in the Reporting Month

EP Condition	Compliance Status and/or Recommendations
3.1 (a), (d) Measures to Mitigate Water Quality Impact	Complied with EP requirement to maintain daily dredging rate below 4000m^3 for each dredger. No more than two grab dredgers operating within the Project Area. No more than one grab dredger operating within each of the five main zones. Maximum dredging rate maintained within 900m^3 per day during both dry and wet season in Zone 1A, 2050m^3 per day during wet season in Zone 1B, 3440 m^3 per day during wet season in Zone 3A, Zone 3B and Zone 4A and 4000 m^3 during both dry and wet seasons in Zone 5A, Zone 5B, Zone 6A, Zone 6B, Zone 6C, Zone 6D, Zone 13A and Zone 13B.
3.1 (e) Silt Curtain Deployment	Silt curtain deployment complied with Silt Curtain Deployment Plan.

The copyright of this document is owned by MateriaLab Consultants Ltd. It may not be reproduced except with prior written approval from the Company.

EP Condition	Compliance Status and/or Recommendations
3.1 (f) Silt Screen Deployment Plan	Silt screens deployment at WSD1, WSD8 and EMSD1 complied with Silt Screen Deployment Plan.
3.1 (g) 24-hr environmental monitoring and audit	24-hr enhanced environmental monitoring and audit of water quality parameters implemented.
EP Condition 2.5 Submission	1 closed grab dredger operated in the Zone 13A and Zone 13B and 1 closed grab dredger operated in Zone 1A , Zone 1B, Zone 3A, Zone 3B, Zone 4A, Zone 5A, Zone 5B, Zone 6A, Zone 6B, Zone 6C and Zone 6D

5.3.2 The daily dredging rates, silt curtain deployment and silt screen deployment within the Project area were checked and confirmed to be complied with EP conditions.

5.3.3 There was marine sediment (Type 1 – Open Sea Disposal and Type 2 – Confined Marine Disposal) disposed to East Sha Chau Contaminated Mud Disposal Site – CMP1 or CMP2. The details can be referred to the **Table 5.2.**

Table 5.2 Waste Quantities of Dredging Works

Month	Marine Sediment Type	Quantity Generated from 23 September 2014 to 22 October 2014 (m^3)	Cumulative-to-22 October 2014 (m^3)	Disposal / Dumping Ground
October 2014	Type 1 – Open Sea Disposal	60450	392000	East Sha Chau Pit IVc or Va and South of Brothers CMP1 or CMP2
	Type 2 – Confined Marine Disposal	50400	50400	East Sha Chau Pit IVc or Va and South of Brothers CMP1 or CMP2
	Type 3 – Special Treatment / Disposal	0	0	NA

5.4 Implementation Status of Environmental Mitigation Measures

A summary of the Implementation Schedule of Environmental Mitigation Measures (EMIS) is presented in **Appendix J**. Most of the necessary mitigation measures were implemented properly.

The copyright of this document is owned by MateriaLab Consultants Ltd. It may not be reproduced except with prior written approval from the Company.

6. EXCEEDANCE OF THE ENVIRONMENTAL PARAMETERS

6.1.1 One hundred and fifteen (115) Action Level and Five hundred and forty three (543) Limit Level exceedances were recorded in the routine impact monitoring in the reporting month

6.1.2 One hundred and fifteen (115) Action Level and Five hundred and forty three (543) Limit Level exceedances were recorded in the routine impact monitoring in the reporting month.

6.1.3 Notification of exceedance is provided in **Appendix I**.

The copyright of this document is owned by MateriaLab Consultants Ltd. It may not be reproduced except with prior written approval from the Company.

7. NON-COMPLIANCE, COMPLAINTS, NOTIFICATION OF SUMMONS AND PROSECUTION

7.1.1 In this reporting period, no complaint, inspection notice, notification of summons or prosecution was received. Cumulative complaint log, summaries of complaints, notification of summons and successful prosecutions are presented in Tables 7.1, 7.2 and 7.3.

Table 7.1 Environmental Complaints Log

Complaint Log No.	Date of Receipt	Received From and Received By	Nature of Complaint	Date Investigated	Outcome	Date of Reply
Nil	-	-	-	-	-	-

Table 7.2 Cumulative Statistics on Complaints

Environmental Parameters	Cumulative No. Brought Forward	No. of Complaints This Month	Cumulative Project-to-Date
Air	0	0	0
Noise	0	0	0
Water	0	0	0
Waste	0	0	0
Total	0	0	0

Table 7.3 Cumulative Statistics on Successful Prosecutions

Environmental Parameters	Cumulative No. Brought Forward	No. of Prosecutions This Month	Cumulative Project-to-Date
Air	0	0	0
Noise	0	0	0
Water	0	0	0
Waste	0	0	0
Total	0	0	0

7.1.2 Leakage incident was reported at around 04:35 am on 14 October 2014 during the dredging operation at TMTA Grid No. F16 (Portion B, Z5A) in the Container Basin. The loading compartment of the barge was suddenly partially opened and the dredged Cat Hp sediment (Type II) seeped back to the seabed within Zone 1B. Investigation was carried out immediately and identified that a very rare inconsistent power supply with the damage of electric breaker condition occurred and caused the lost of control on the magnetic pressure valve. The error was immediately rectified by replacing a new device and the loading compartment was back to normal operation. The dredging works was then resumed at around 05:15 a.m. on 14 October 2014, preventive measures was implemented afterwards. Analysis of water quality monitoring data as well as seawater metal levels indicated the impact of the incident is considered not significant. Adequate corrective measures shall be implemented by the Contractor to avoid recurrence of such incident. Incident report on the leakage is under review and will be provided in subsequent EM&A report.

The copyright of this document is owned by MateriaLab Consultants Ltd. It may not be reproduced except with prior written approval from the Company.

8. CONCLUSIONS

8.1.1 The dredging works was commenced on 23 April 2014. The EM&A programme was carried out in accordance with the EM&A Manual requirements. As per the EM&A Manual, water quality impact monitoring was conducted during the dredging works.

8.1.2 One hundred and fifteen (115) Action Level and Five hundred and forty three (543) Limit Level exceedances were recorded in the routine impact monitoring in the reporting month.

8.1.3 One thousand one hundred and seventy four (1174) AL and Five thousand five hundred and sixty three (5563) LL exceedances were recorded in the 24-hr monitoring in the reporting month.

8.1.4 Environmental site inspections were carried out for 4 times in the reporting month.

8.1.5 No environmental complaint was received and followed up by Environmental Team in the reporting period.

8.1.6 No notification of summons and prosecution was received in the reporting month.

The copyright of this document is owned by MateriaLab Consultants Ltd. It may not be reproduced except with prior written approval from the Company.

MATERIALAB CONSULTANTS LIMITED
Fugro Development Centre,
5 Lok Yi Street,
17 M.S. Castle Peak Road,
Tai Lam, Tuen Mun, N.T., Hong Kong.
Tel : (852)-24508238
Fax : (852)-24508032
Email : mcl@fugro.com.hk

Figure 1

Project General Layout

The copyright of this document is owned by MateriaLab Consultants Ltd. It may not be reproduced except with prior written approval from the Company.

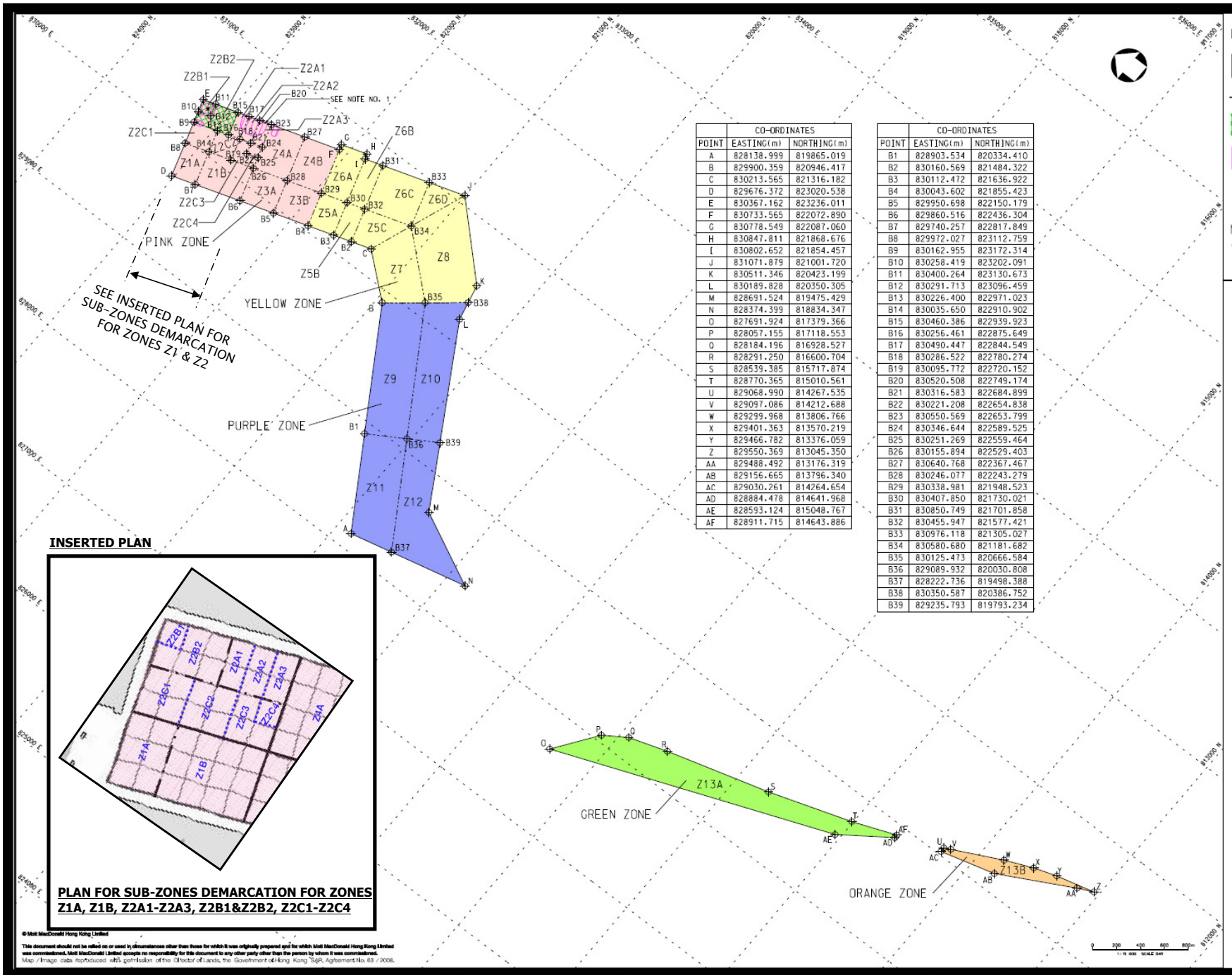

POINT	CO-ORDINATES EASTING(m)	NORTHING(m)
A	828138.999	819865.019
B	829900.359	820946.417
C	830213.565	821316.182
D	829676.372	823020.538
E	830367.162	823236.011
F	830733.565	822072.890
G	830778.549	822087.060
H	830847.811	821868.676
I	830802.652	821854.457
J	831071.879	821001.720
K	830511.346	820423.199
L	830189.828	820350.305
M	828691.524	819475.429
N	828374.399	818834.347
O	827691.924	817379.366
P	828057.155	817118.553
Q	828184.196	816928.527
R	828291.250	816600.704
S	828539.385	815717.874
T	828770.365	815010.561
U	829068.990	814267.535
V	829097.086	814212.688
W	829299.968	813806.766
X	829401.363	813570.219
Y	829466.782	813376.059
Z	829550.369	813045.350
AA	829488.492	813176.319
AB	829156.665	813796.340
AC	829030.261	814264.654
AD	828884.478	814641.968
AE	828593.124	815048.767
AF	828911.715	814643.886

POINT	CO-ORDINATES EASTING(m)	NORTHING(m)
B1	828903.534	820334.410
B2	830160.569	821484.322
B3	830112.472	821636.922
B4	830043.602	821855.423
B5	829950.698	822150.179
B6	829860.516	822436.304
B7	829740.257	822817.849
B8	829972.027	823112.759
B9	830162.955	823172.314
B10	830258.419	823202.091
B11	830400.264	823130.673
B12	830291.713	823096.459
B13	830226.400	822971.023
B14	830035.650	822910.902
B15	830460.386	822939.923
B16	830256.461	822875.649
B17	830490.447	822844.549
B18	830286.522	822780.274
B19	830095.772	822720.152
B20	830520.508	822749.174
B21	830316.583	822684.899
B22	830221.208	822654.838
B23	830550.569	822653.799
B24	830346.644	822589.525
B25	830251.269	822559.464
B26	830155.894	822529.403
B27	830640.768	822367.467
B28	830246.077	822243.279
B29	830338.981	821948.523
B30	830407.850	821730.021
B31	830850.749	821701.858
B32	830455.947	821577.421
B33	830976.118	821305.027
B34	830580.680	821181.682
B35	830125.473	820666.584
B36	829089.932	820030.808
B37	828222.736	819498.388
B38	830350.587	820386.752
B39	829235.793	819793.234

© Mott MacDonald Hong Kong Limited
This document should not be relied on or used in circumstances other than those for which it was originally prepared and for which Mott MacDonald Hong Kong Limited was commissioned. Mott MacDonald Limited accepts no responsibility for this document to any other party other than the person by whom it was commissioned.
Map / Image data reproduced with permission of the Director of Lands, the Government of Hong Kong SAR, Agreement No. 63 / 2008.

Project Title: Providing Sufficient Water Depth for Kwai Tsing Container Basin and its Approach Channel

Figure 2: Zones and Sub-zone of Dredging Plan Layout (Extracted from Figure 2 of Justification for the Proposed Demarcation of the Dredging Zones)

Environmental Permit No.:

EP-426/2011/A

MATERIALAB CONSULTANTS LIMITED
Fugro Development Centre,
5 Lok Yi Street,
17 M.S. Castle Peak Road,
Tai Lam, Tuen Mun, N.T., Hong Kong.
Tel : (852)-24508238
Fax : (852)-24508032
Email : mcl@fugro.com.hk

Figure 2

Dredging Work Location during the Reporting Period

The copyright of this document is owned by MateriaLab Consultants Ltd. It may not be reproduced except with prior written approval from the Company.

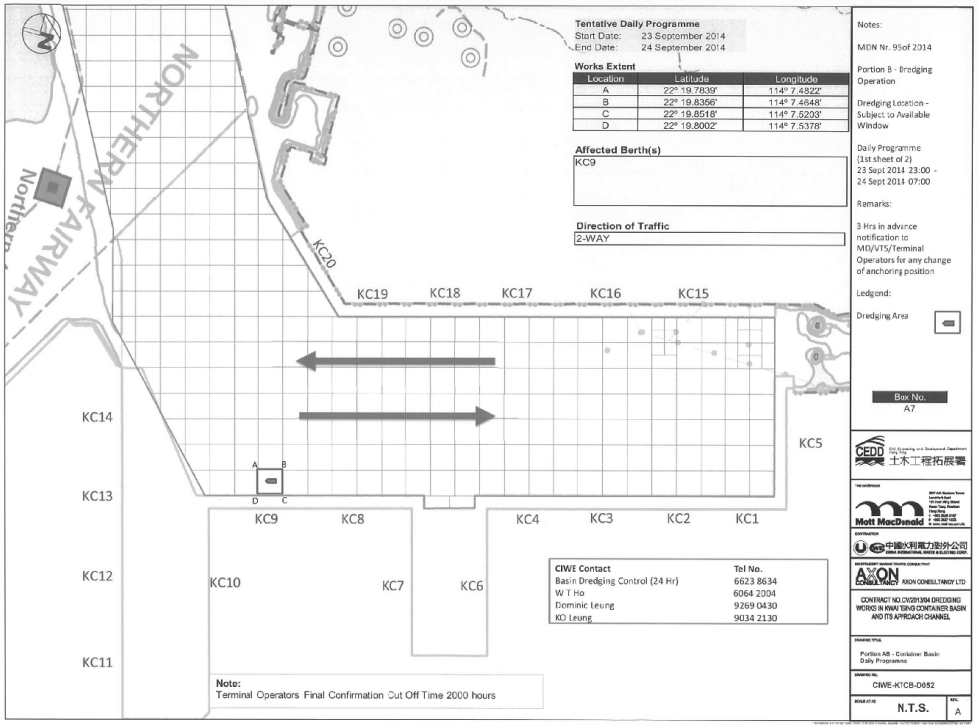

C:\Users\CIWEC\Desktop\WF & AB Working Programe\Zone AB Working Programme\Daily\September 2014\[ZoneAB 14-09-29 D046.xlsx]Main

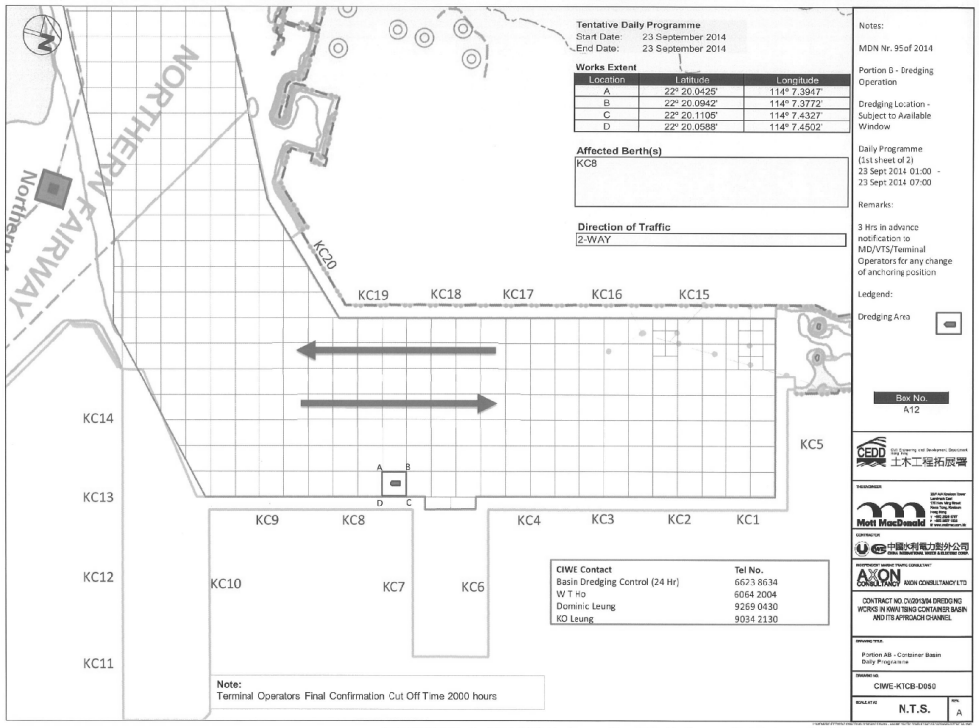

C:\Users\CIWEC\Desktop\WF & AB Working Programe\Zone AB Working Programme\Daily\September 2014\[ZoneAB 14-09-22 D050.xlsx]Main



C:\Users\CIWEC\Desktop\WF & AB Working Programe\Zone AB Working Programme\Daily\September 2014\[ZoneAB 14-09-13 D035.xlsx]Main



C:\Users\CIWEC\Desktop\WF & AB Working Programe\Zone AB Working Programme\Daily\September 2014\[ZoneAB 14-09-10 025.xlsx]Main

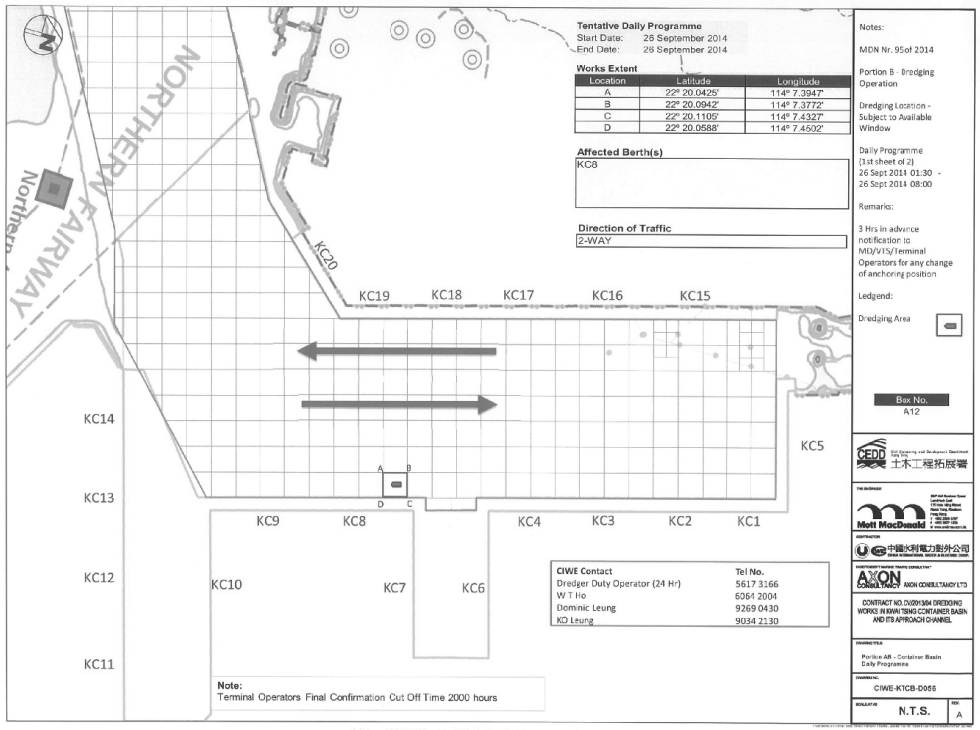

C:\Users\CIWEC\Desktop\WF & AB Working Programe\Zone AB Working Programme\Daily\September 2014\[ZoneAB 14-09-25 D056 for A12.xlsx]Main

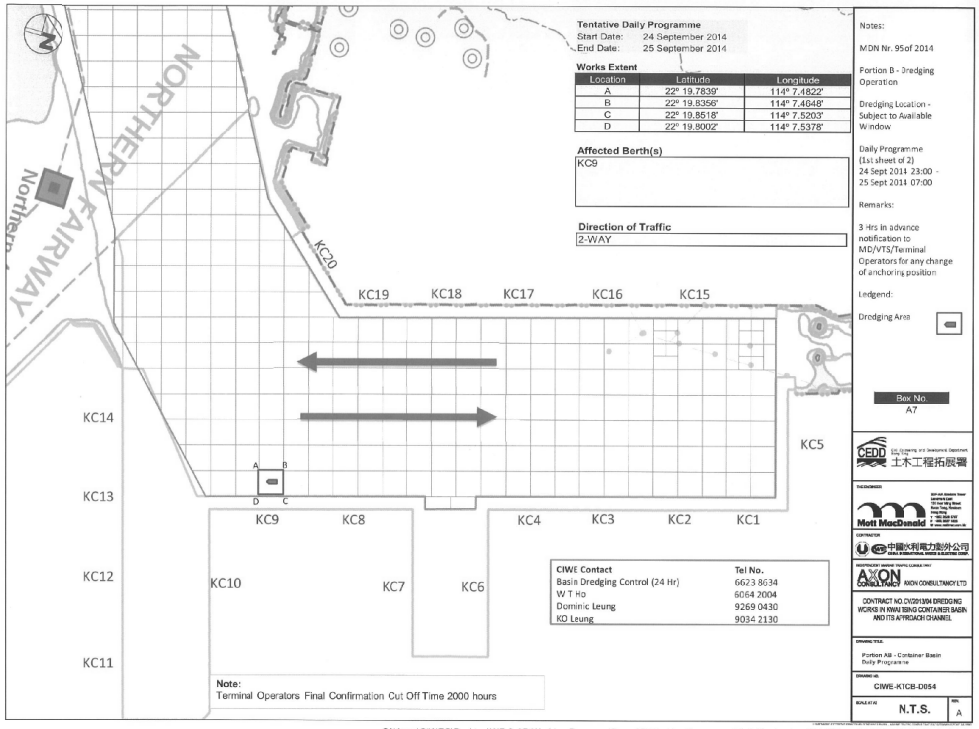

C:\Users\CIWEC\Desktop\WF & AB Working Programe\Zone AB Working Programme\Daily\September 2014\[ZoneAB 14-09-23 D052.xlsx]Main

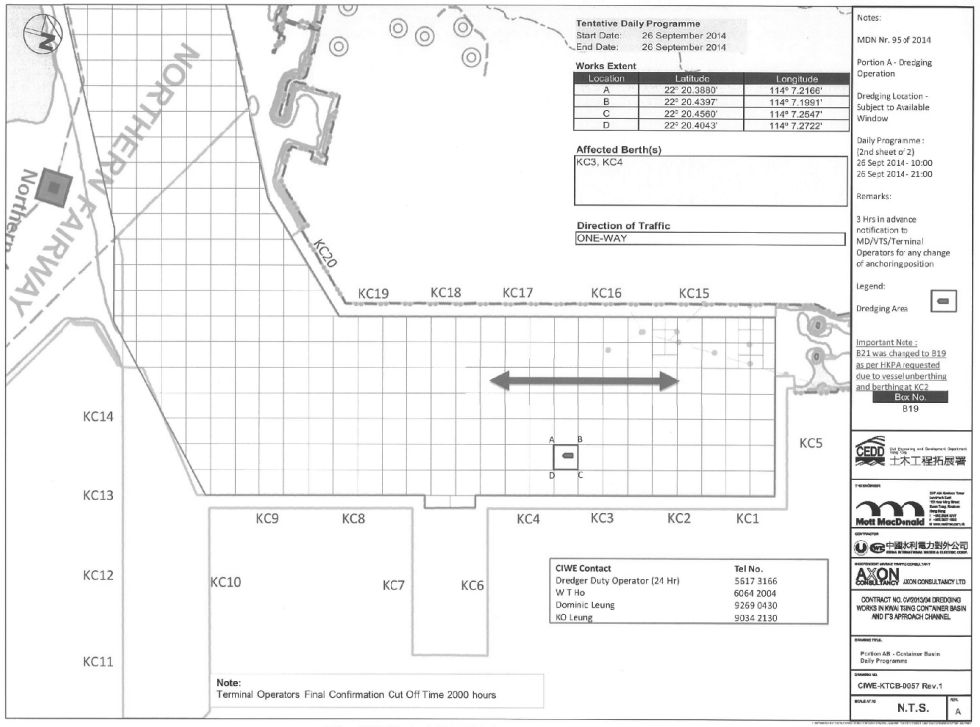

C:\Users\CIWEC\Desktop\WF & AB Working Programe\Zone AB Working Programme\Daily\September 2014\[ZoneAB 14-09-25 D057 for B21 Rev.1.xlsx]Main



C:\Users\CIWEC\Desktop\WF & AB Working Programe\Zone AB Working Programme\Daily\September 2014\[ZoneAB 14-09-23 D053.xlsx]Main

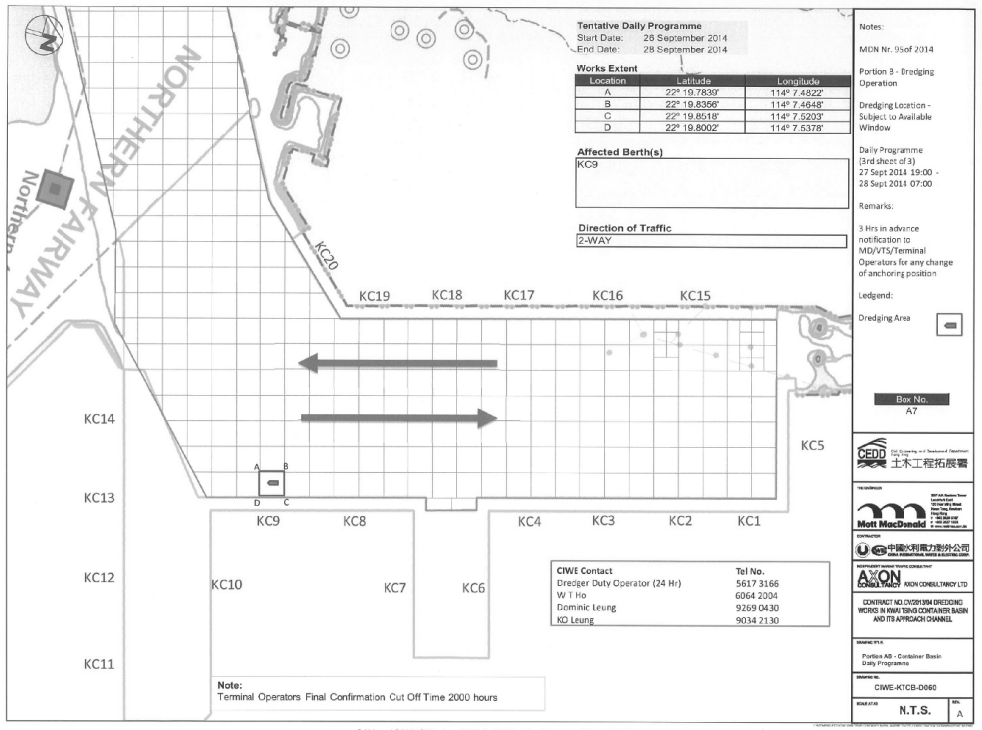

C:\Users\CIWEC\Desktop\WF & AB Working Programe\Zone AB Working Programme\Daily\September 2014\[ZoneAB 14-09-24 D054 for A7.xlsx]Main

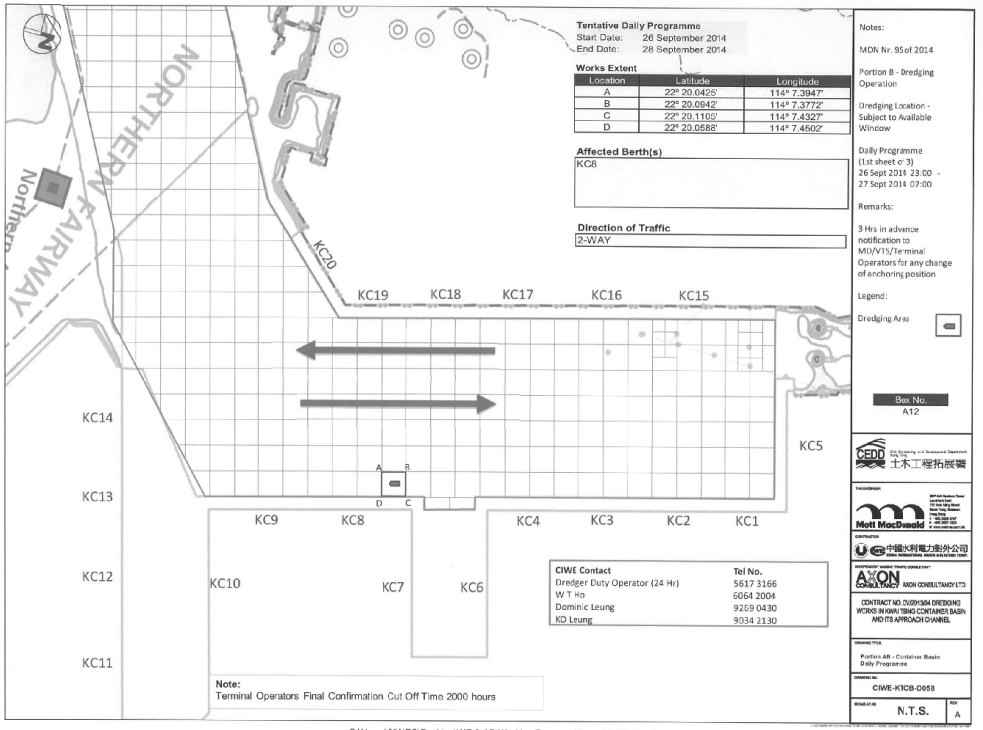

C:\Users\CIWEC\Desktop\WF & AB Working Programe\Zone AB Working Programme\Daily\September 2014\[ZoneAB 14-09-26 D058 for A12.xlsx]Main



C:\Users\CIWEC\Desktop\WF & AB Working Programe\Zone AB Working Programme\Daily\September 2014\[ZoneAB 14-09-27 D061 for G18.xlsx]Main



C:\Users\CIWEC\Desktop\WF & AB Working Programe\Zone AB Working Programme\Daily\September 2014\[ZoneAB 14-09-26 D059 for G18.xlsx]Main

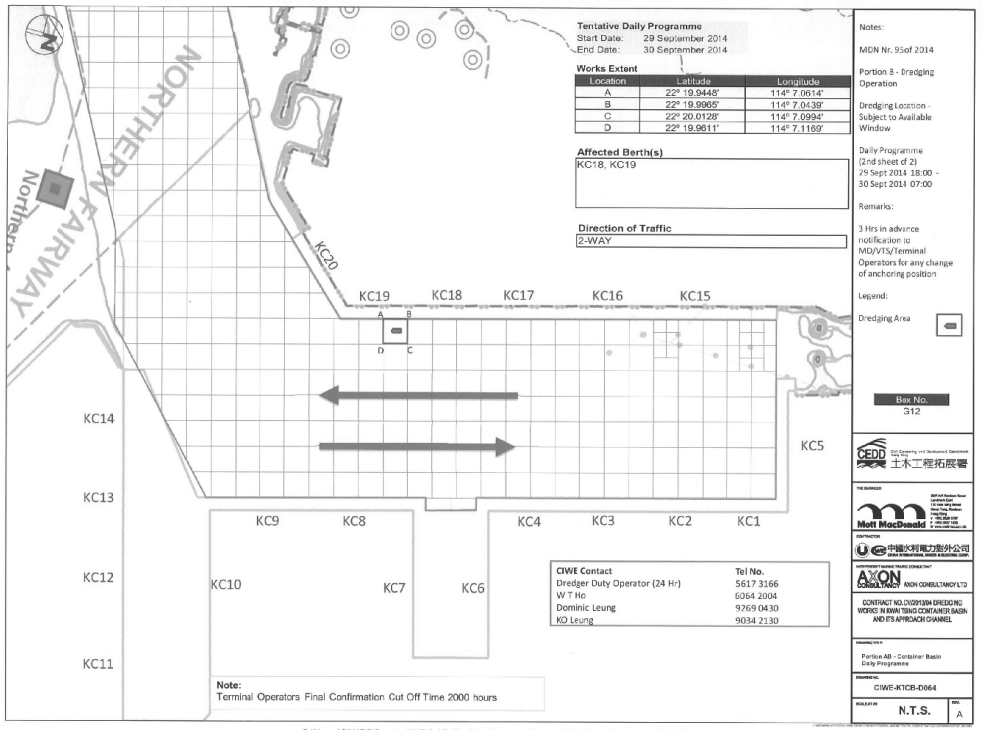

C:\Users\CIWEC\Desktop\WF & AB Working Programe\Zone AB Working Programme\Daily\September 2014\[ZoneAB 14-09-27 D064 for G12 for Sunday.xlsx]Main

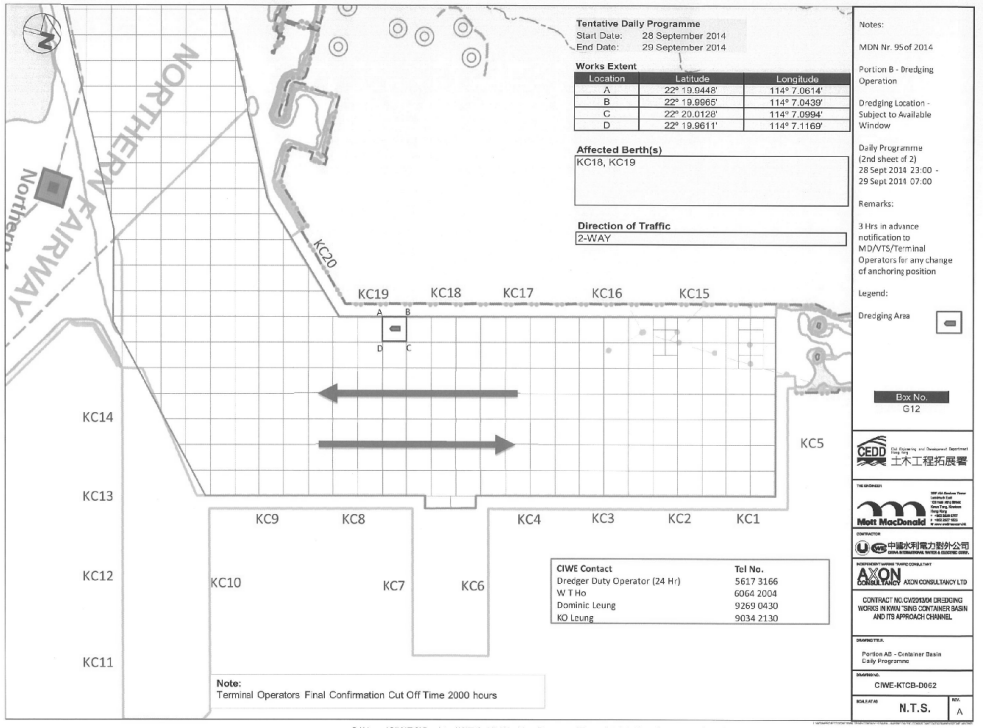

C:\Users\CIWEC\Desktop\WF & AB Working Programe\Zone AB Working Programme\Daily\September 2014\[ZoneAB 14-09-27 D062 for F16.xlsx]Main



C:\Users\CIWEC\Desktop\WF & AB Working Programe\Zone AB Working Programme\Daily\September 2014\[ZoneAB 14-09-27 D063 for F17 for Sunday.xlsx]Main



C:\Users\CIWEC\Desktop\WF & AB Working Programe\Zone AB Working Programme\Daily\September 2014\[ZoneAB 14-09-27 D063 for F17 for Sunday.xlsx]Main

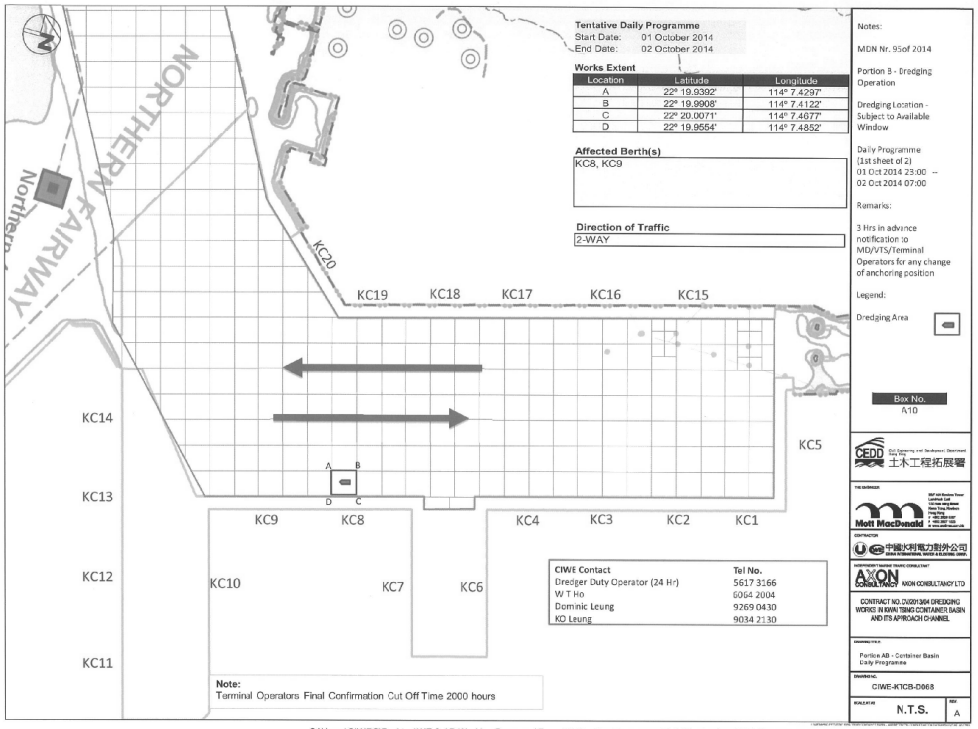

C:\Users\CIWEC\Desktop\WF & AB Working Programe\Zone AB Working Programme\Daily\September 2014\[ZoneAB 14-09-30 D068 for A9 for 1st Oct.xlsx]Main

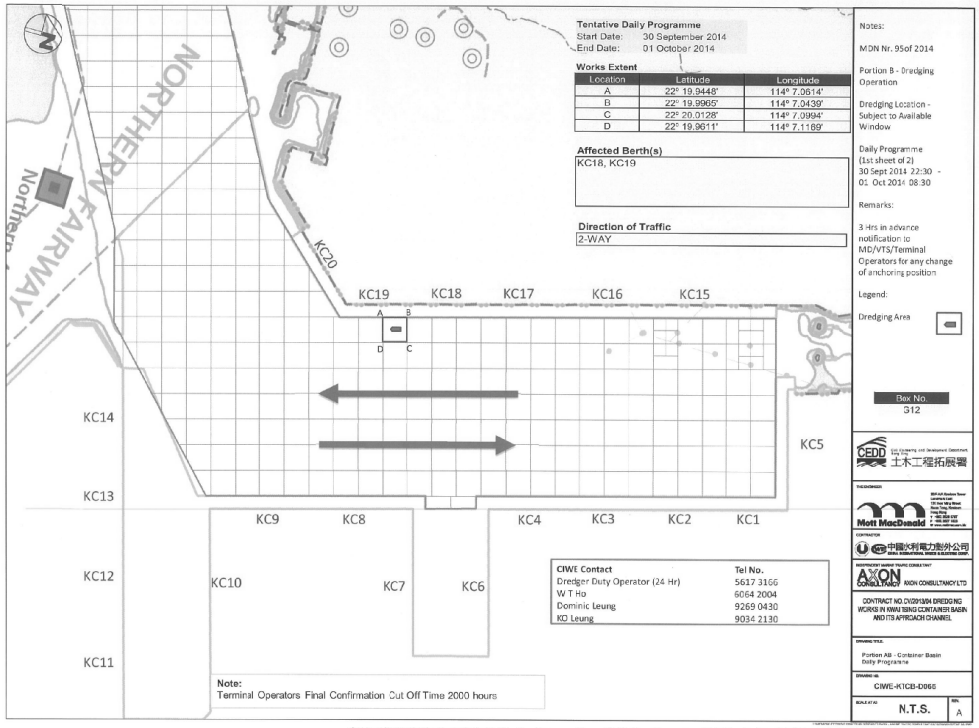

C:\Users\CIWEC\Desktop\WF & AB Working Programe\Zone AB Working Programme\Daily\September 2014\[ZoneAB 14-09-30 D066 for G12.xlsx]Main



C:\Users\CIWEC\Desktop\WF & AB Working Programe\Zone AB Working Programme\Daily\September 2014\[ZoneAB 14-09-30 D069 for F17 for 1st Oct.xlsx]Main



C:\Users\CIWEC\Desktop\WF & AB Working Programe\Zone AB Working Programme\Daily\September 2014\[ZoneAB 14-09-30 D067 for F17.xlsx]Main

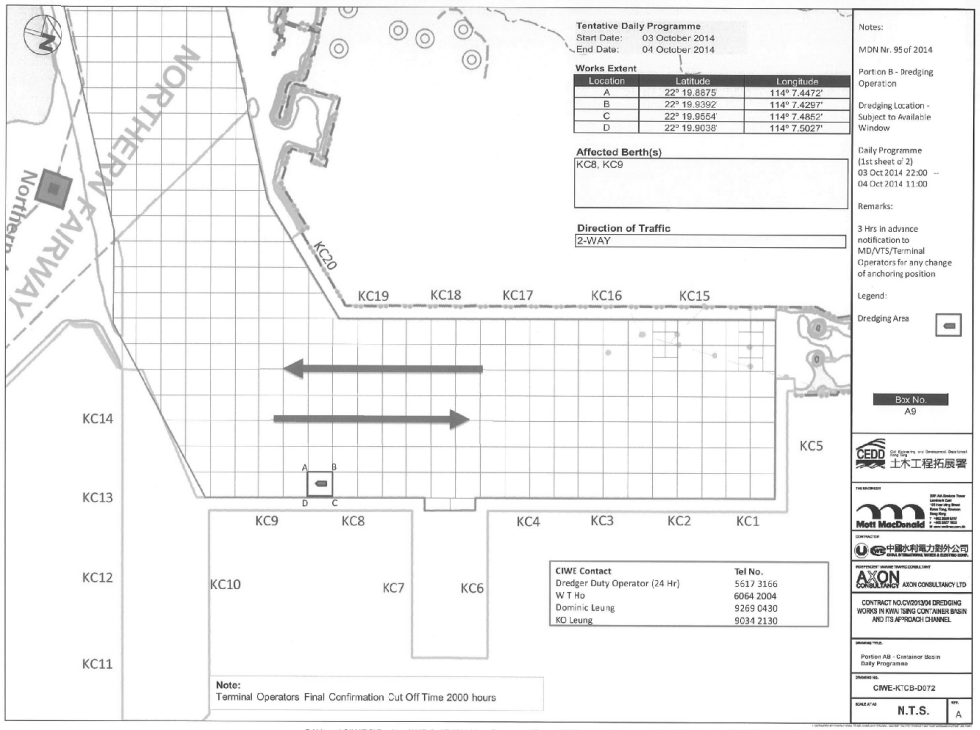

C:\Users\CIWEC\Desktop\WF & AB Working Programe\Zone AB Working Programme\Daily\September 2014\[ZoneAB 14-09-30 D068 for A10 for 1st Oct.xlsx]Main

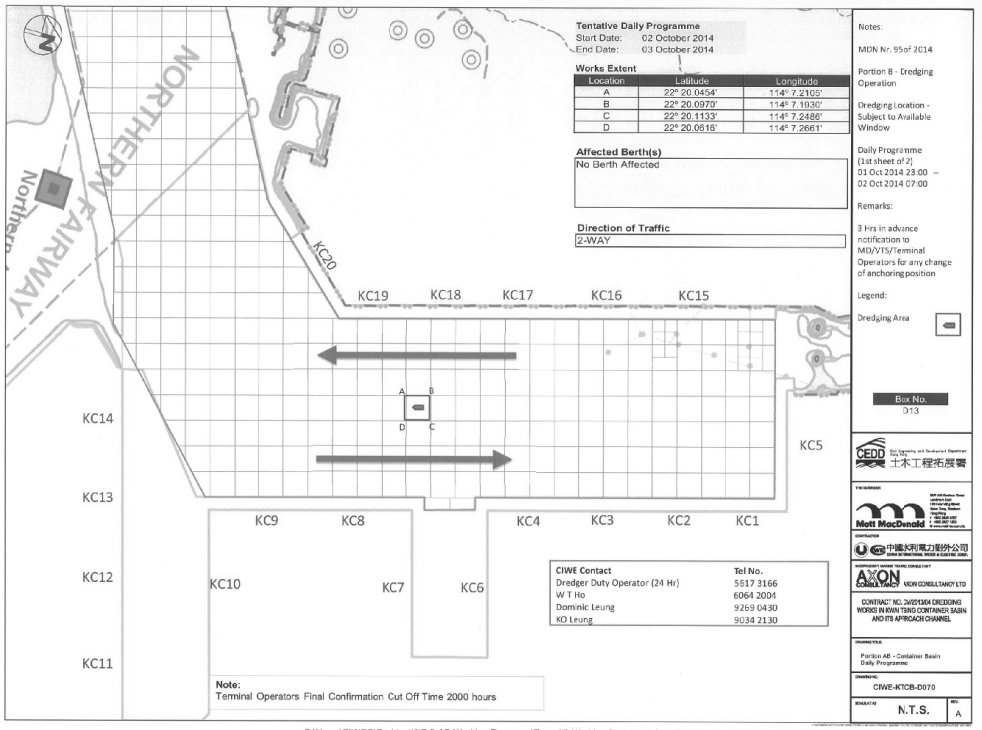

C:\Users\CIWEC\Desktop\WF & AB Working Programe\Zone AB Working Programme\Daily\September 2014\[ZoneAB 14-09-30 D068 for A10 for 1st Oct.xlsx]Main



C:\Users\CIWEC\Desktop\WF & AB Working Programe\Zone AB Working Programme\Daily\September 2014\[ZoneAB 14-09-30 D071 for F17 for 2nd Oct.xlsx]Main

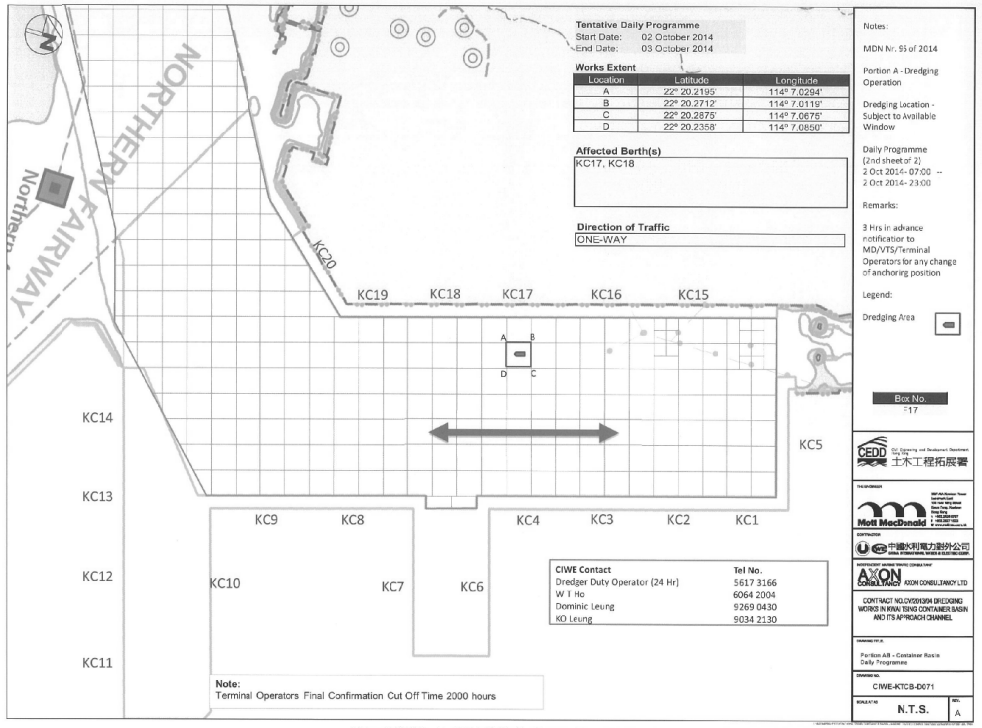

C:\Users\CIWEC\Desktop\WF & AB Working Programe\Zone AB Working Programme\Daily\September 2014\[ZoneAB 14-09-29 D065 for F17.xlsx]Main



C:\Users\CIWEC\Desktop\WF & AB Working Programe\Zone AB Working Programme\Daily\September 2014\ZoneAB 2014-10-4 D076 for F16 for 5th Oct.xlsx]Main

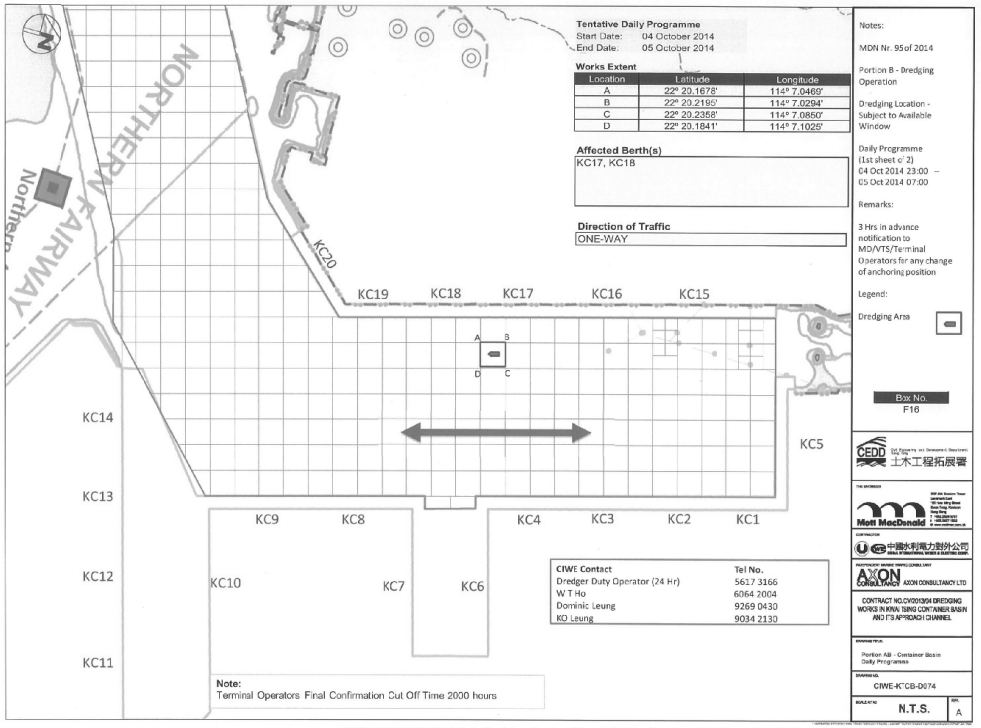

C:\Users\CIWEC\Desktop\WF & AB Working Programe\Zone AB Working Programme\Daily\September 2014\ZoneAB 2014-10-4 D074 for F16.xlsx]Main



C:\Users\CIWEC\Desktop\WF & AB Working Programe\Zone AB Working Programme\Daily\September 2014\[ZoneAB 2014-10-4 D077 for E26 for 5th Oct.xlsx]Main

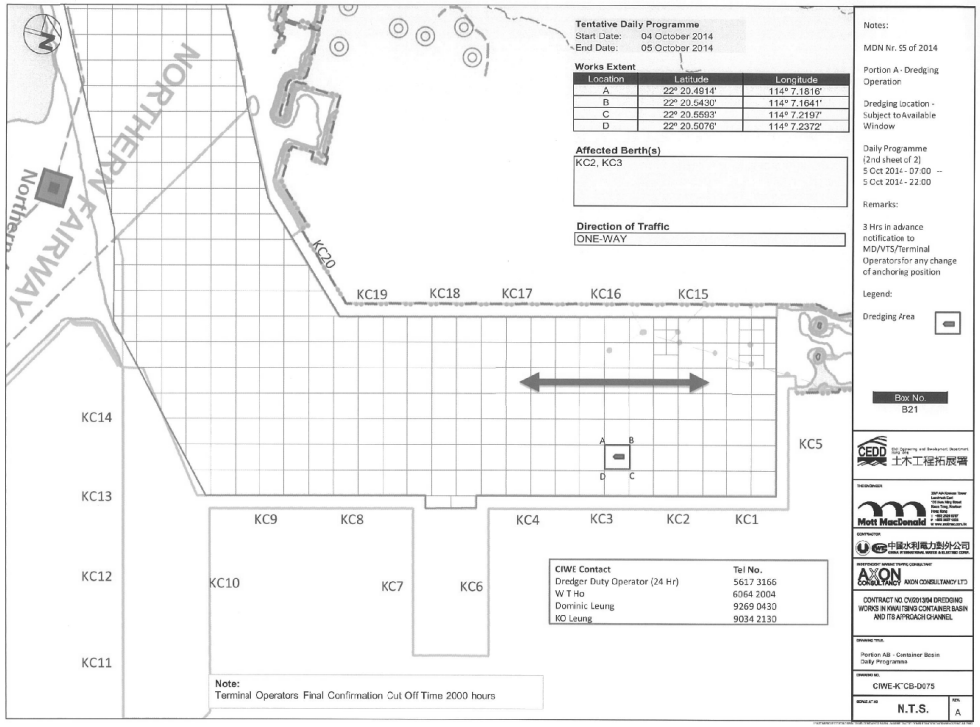

C:\Users\CIWEC\Desktop\WF & AB Working Programe\Zone AB Working Programme\Daily\September 2014\[ZoneAB 2014-10-4 D075 for B21.xlsx]Main

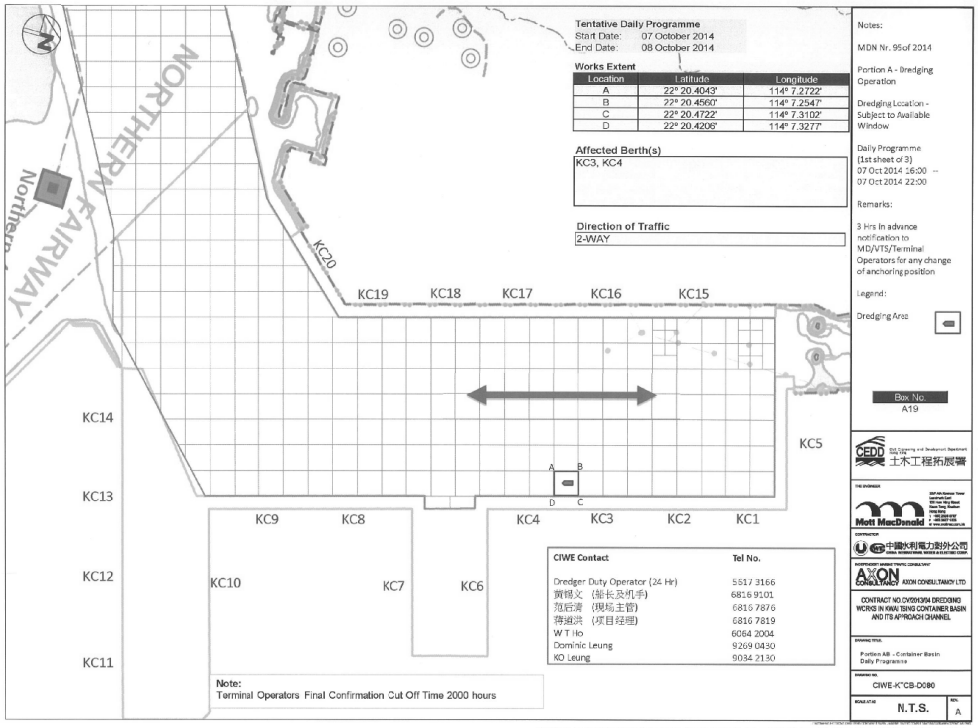

\\CIWE\Users\Public\AB Zone Daily Programme October 2014\[ZoneAB 2014-10-6 D075 for F17.xlsx]Main

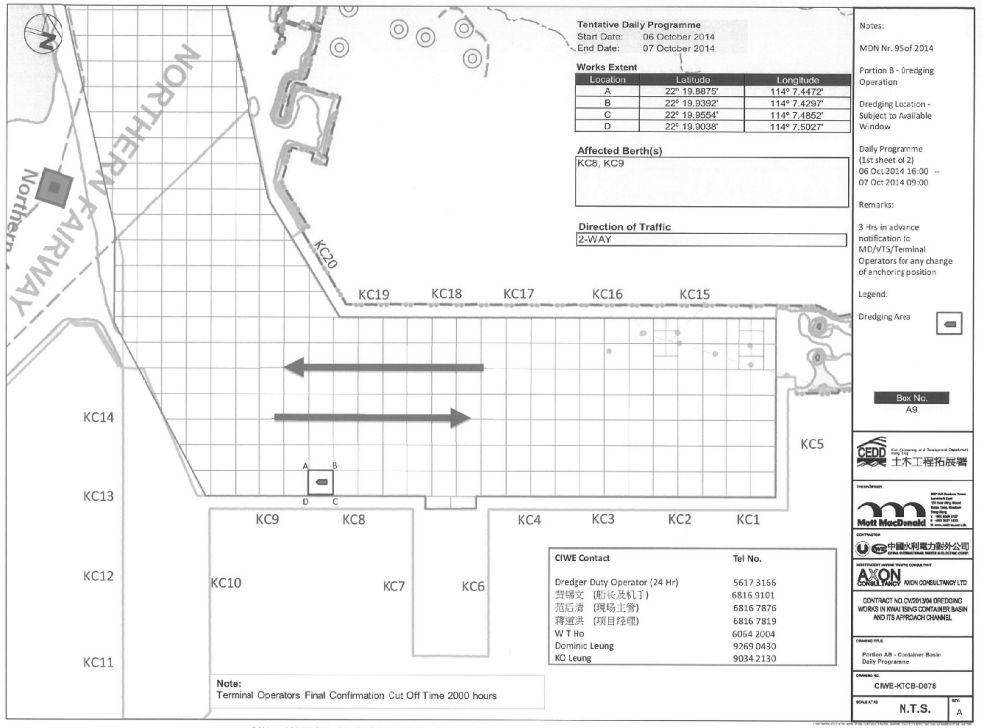

C:\Users\CIWEC\Desktop\WF & AB Working Programe\Zone AB Working Programme\Daily\AB Zone Daily Programme October 2014\[ZoneAB 2014-10-6 D075 for A9.xlsx]Main

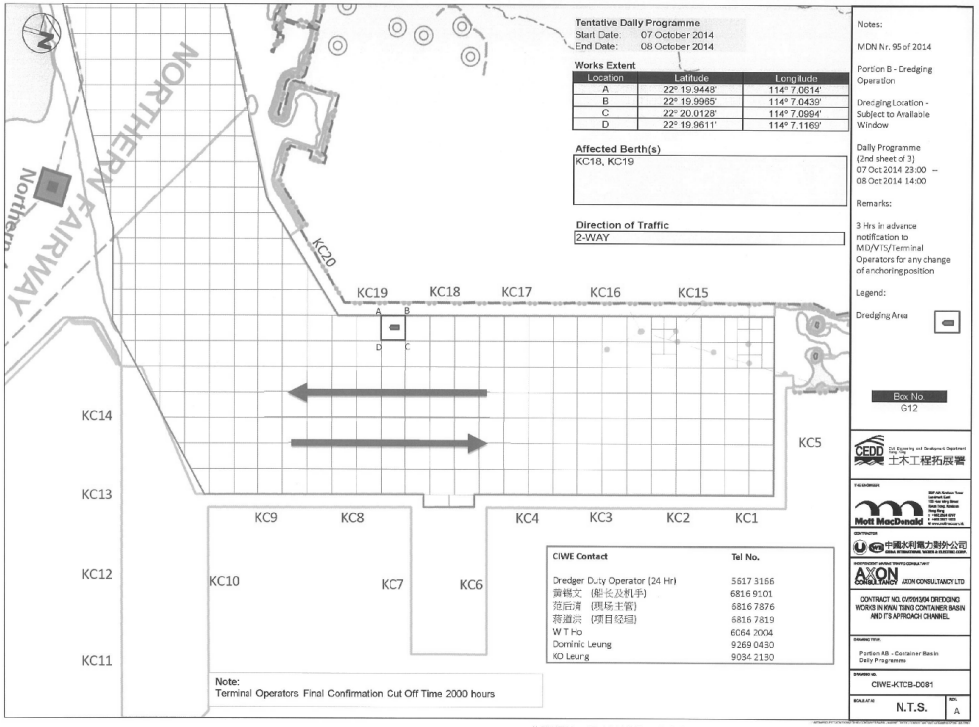

\\CIWE\Users\Public\AB Zone Daily Programme October 2014\[ZoneAB 2014-10-7 D081 for G12.xlsx]Main

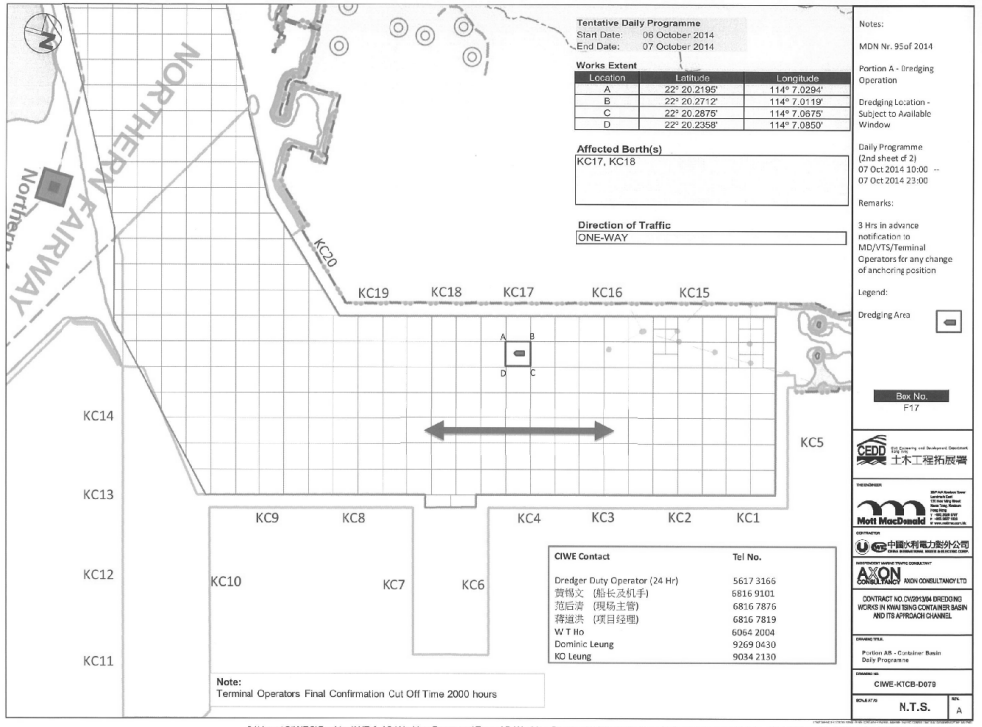

C:\Users\CIWEC\Desktop\WF & AB Working Programe\Zone AB Working Programme\Daily\AB Zone Daily Programme October 2014\[ZoneAB 2014-10-6 D079 for F17.xlsx]Main

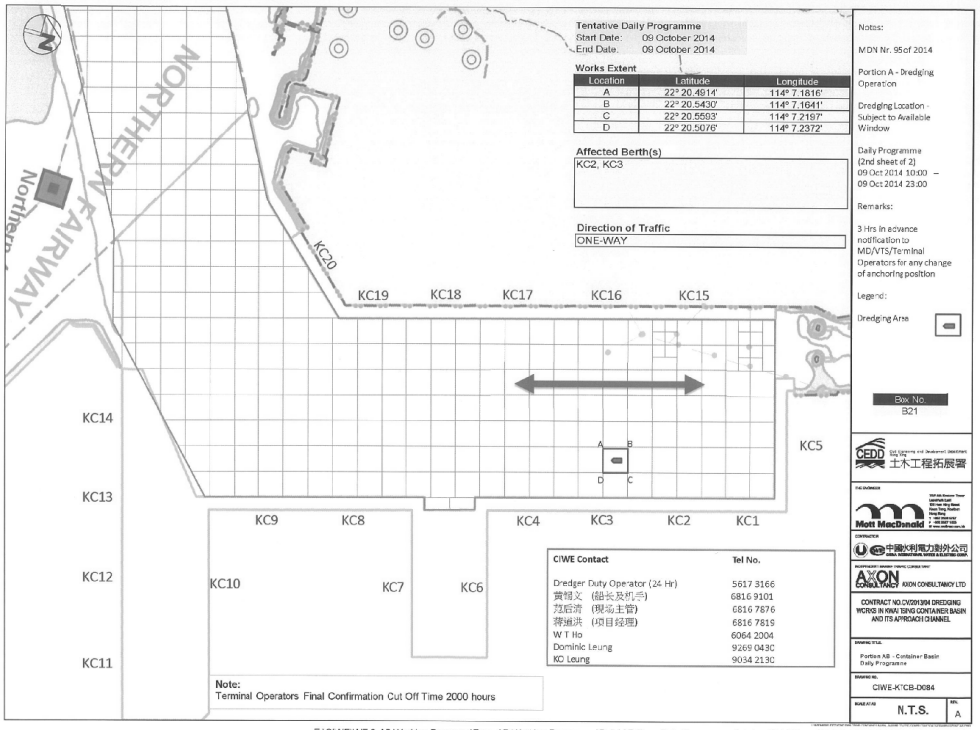

E:\CIWE\WF & AB Working Programe\Zone AB Working Programme\Daily\AB Zone Daily Programme October 2014\[ZoneAB 2014-10-8 D084 for B21.xlsx]Main

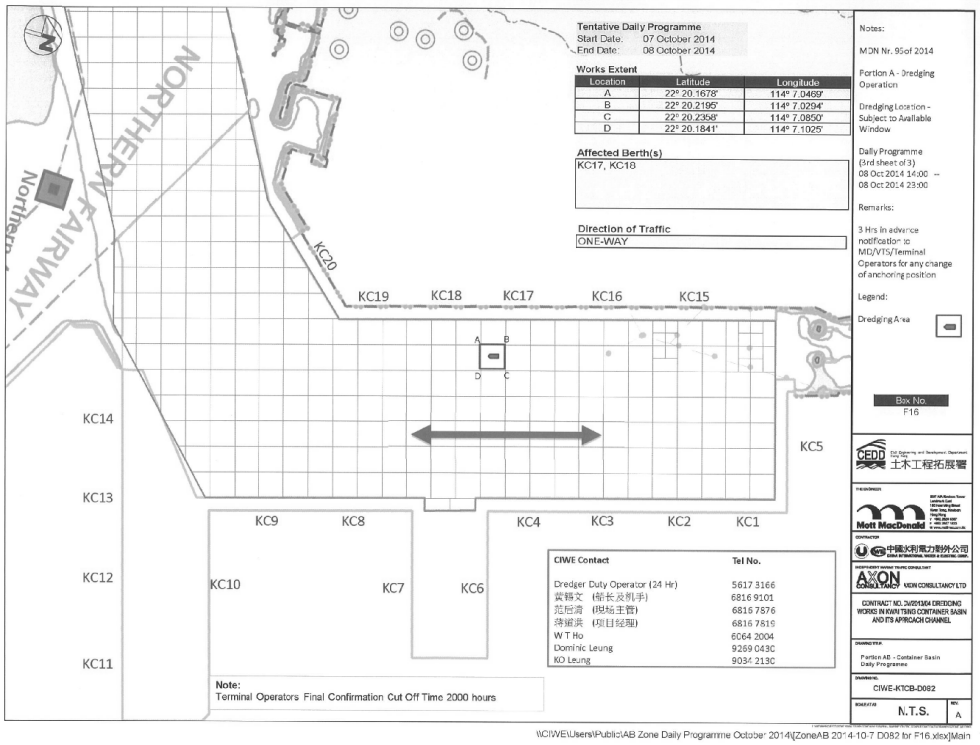

\\CIWE\Users\Public\AB Zone Daily Programme October 2014\[ZoneAB 2014-10-7 D082 for F16.xlsx]Main

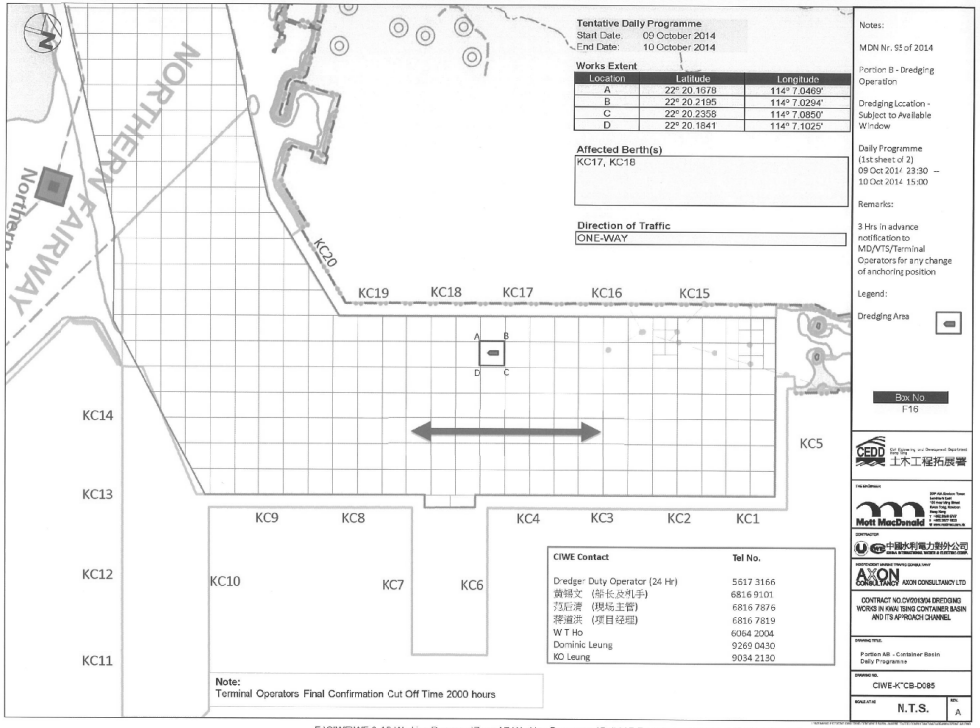

E:\CIWE\WF & AB Working Programe\Zone AB Working Programme\Daily\AB Zone Daily Programme October 2014\[ZoneAB 2014-10-8 D085 for F16.xlsx]Main

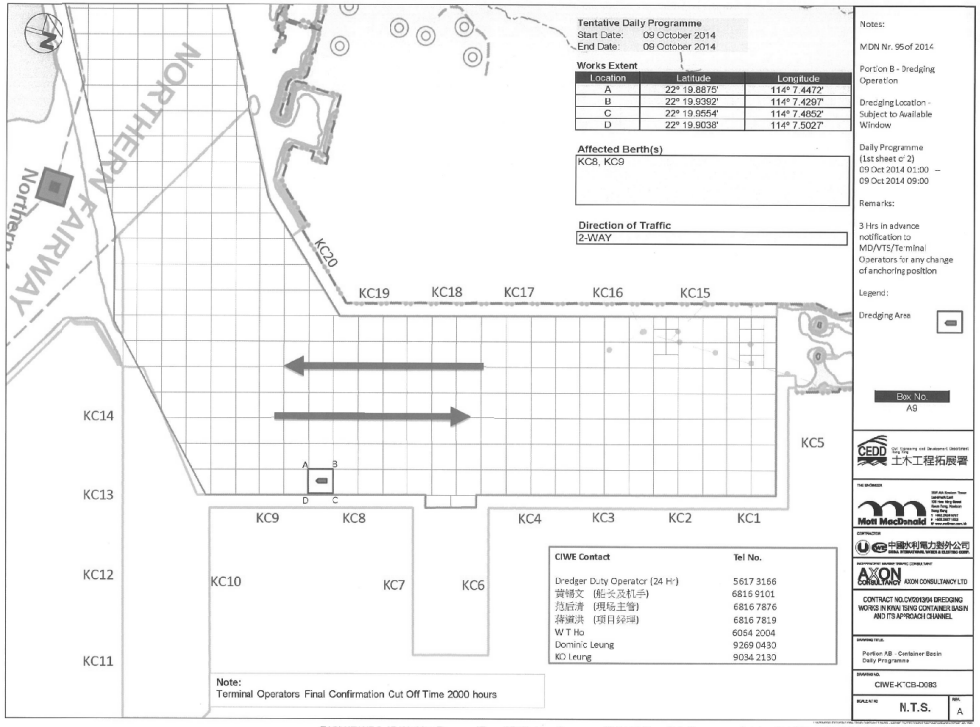

E:\CIWE\WF & AB Working Programe\Zone AB Working Programme\Daily\AB Zone Daily Programme October 2014\[ZoneAB 2014-10-8 D083 for A9.xlsx]Main

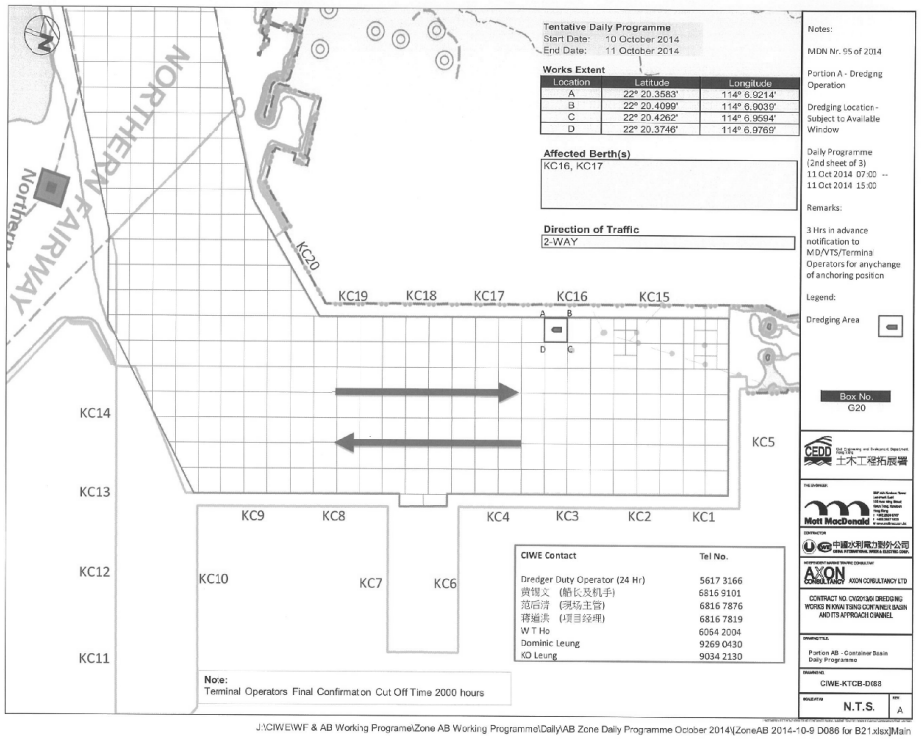

J:\CIWE\WF & AB Working Programe\Zone AB Working Programme\Daily\AB Zone Daily Programme October 2014\[ZoneAB 2014-10-9 D086 for B21.xlsx]Main

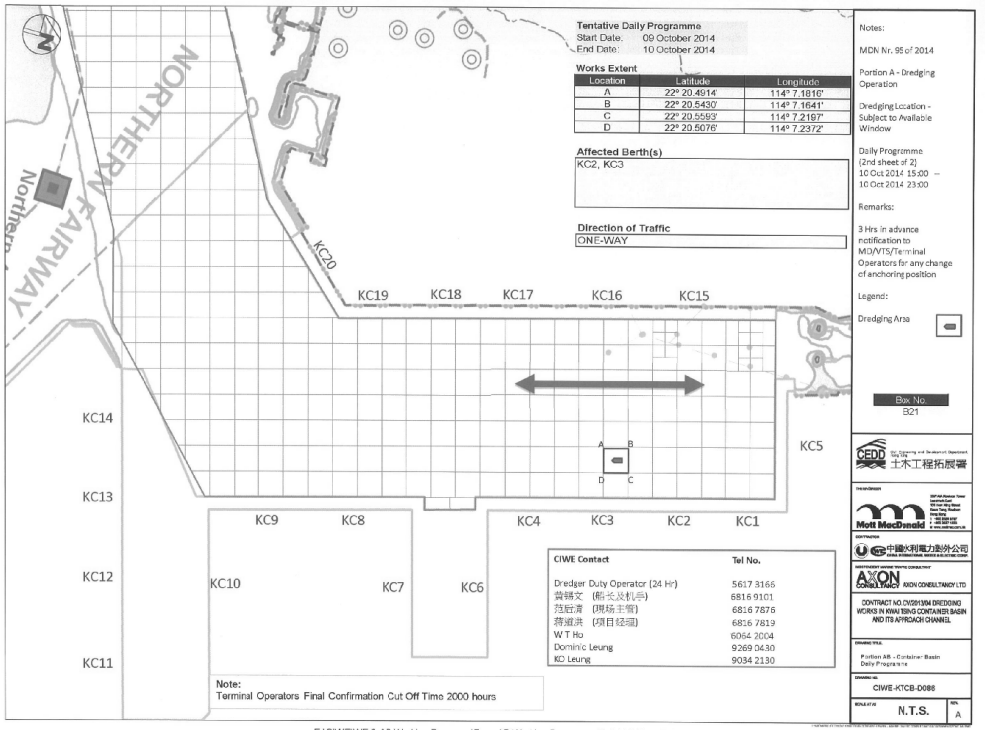

E:\CIWE\WF & AB Working Programe\Zone AB Working Programme\Daily\AB Zone Daily Programme October 2014\[ZoneAB 2014-10-9 D086 for B21.xlsx]Main

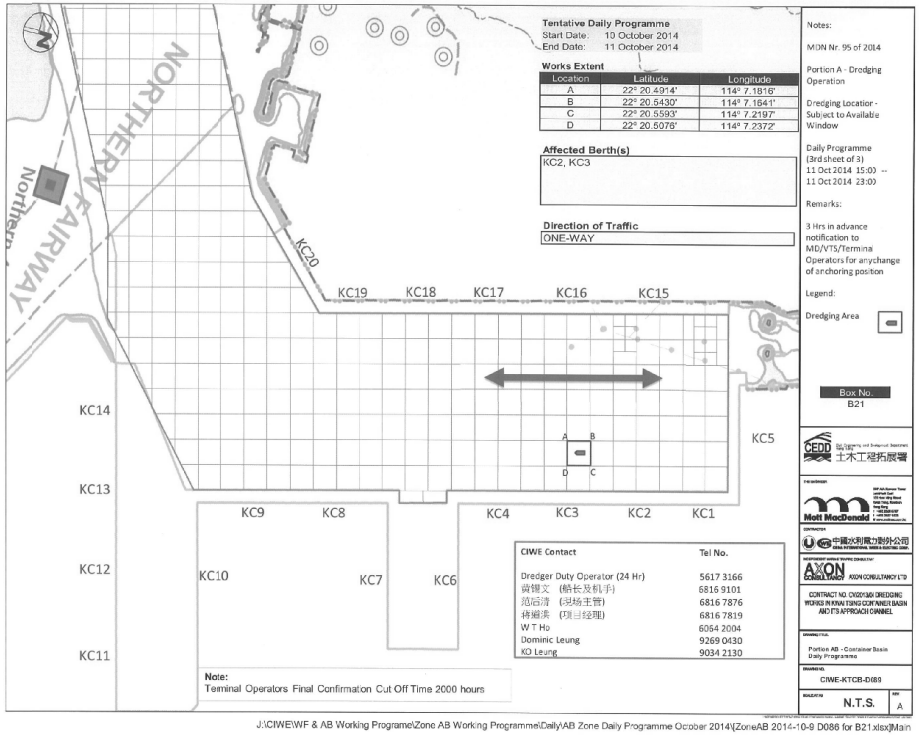

J:\CIWE\WF & AB Working Programe\Zone AB Working Programme\Daily\AB Zone Daily Programme October 2014\[ZoneAB 2014-10-9 D088 for B21.xlsx]Main

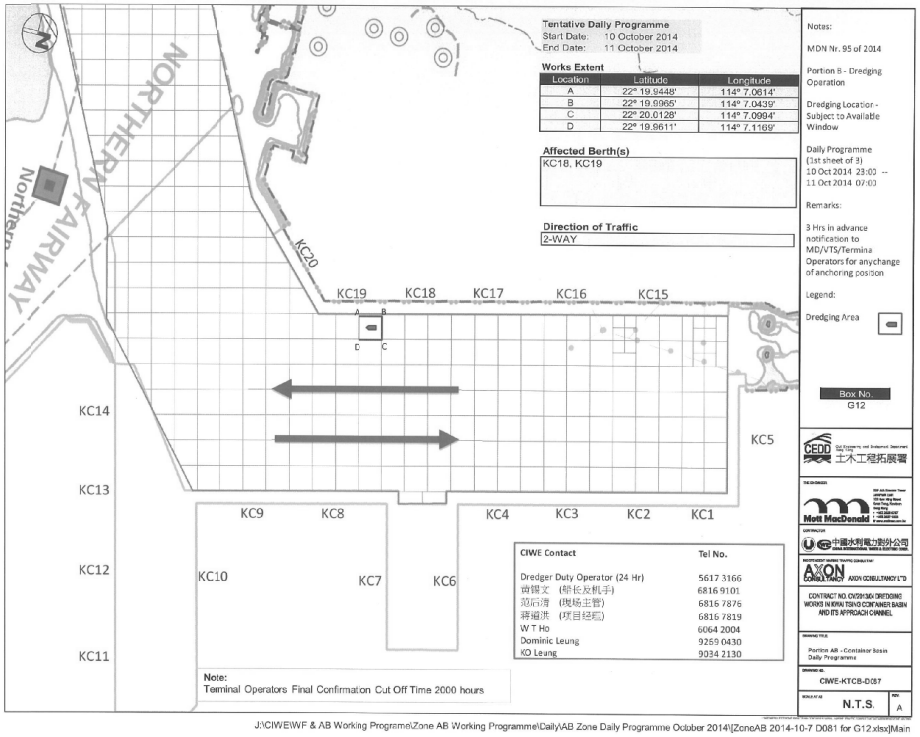

J:\CIWE\WF & AB Working Programe\Zone AB Working Programme\Daily\AB Zone Daily Programme October 2014\[ZoneAB 2014-10-7 D081 for G12.xlsx]Main

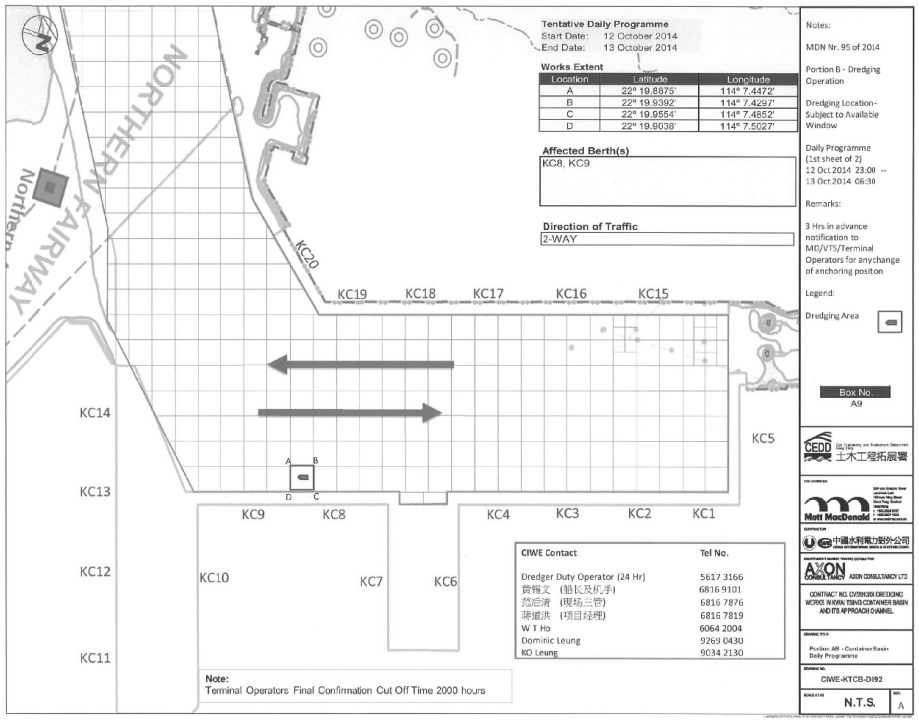

C:\Users\CV201304\Desktop\WF & AB Working Programe\Zone AB Working Programme\Daily\AB Zone Daily Programme October 2014\[ZoneAB 2014-10-8 D083 for A9.xlsx]Main

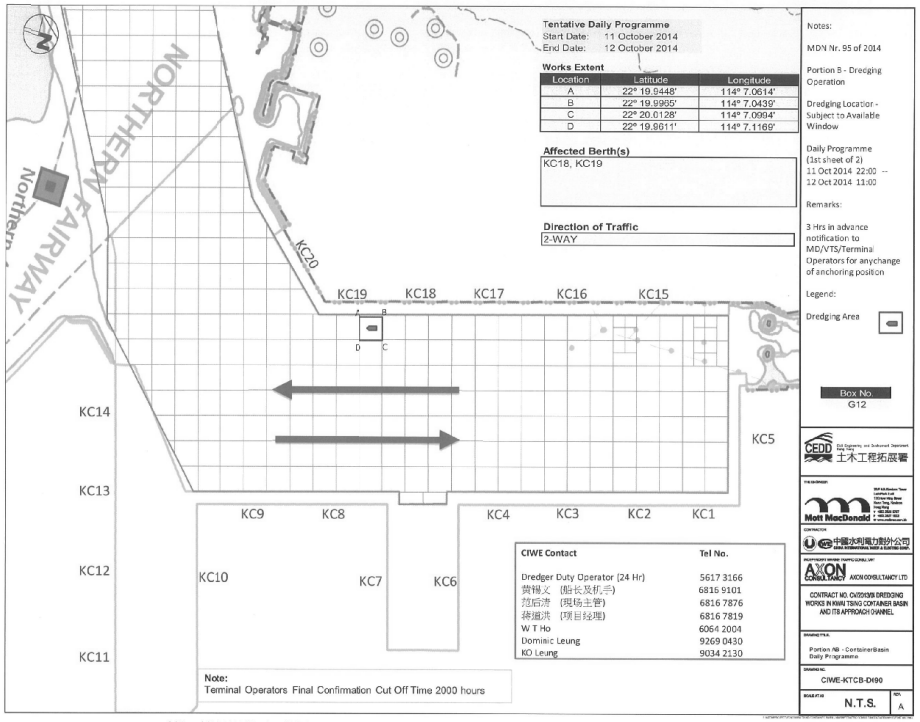

C:\Users\CV201304\Desktop\WF & AB Working Programe\Zone AB Working Programme\Daily\AB Zone Daily Programme October 2014\[ZoneAB 2014-10-11 D090 for G12.xlsx]Main

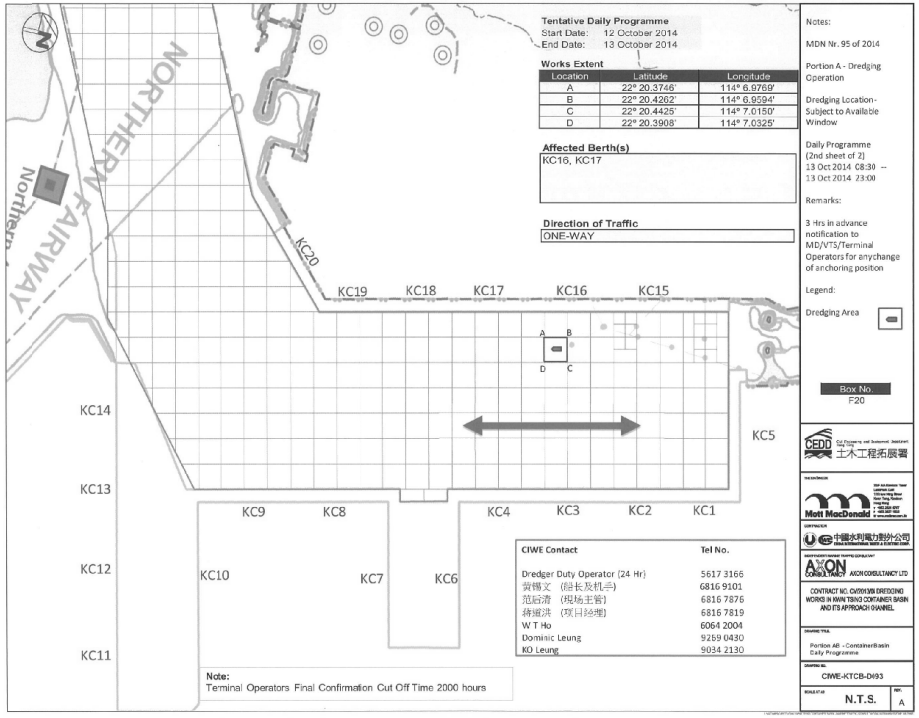

C:\Users\CV201304\Desktop\WF & AB Working Programe\Zone AB Working Programme\Daily\AB Zone Daily Programme October 2014\[ZoneAB 2014-10-10 D088 for G20.xlsx]Main

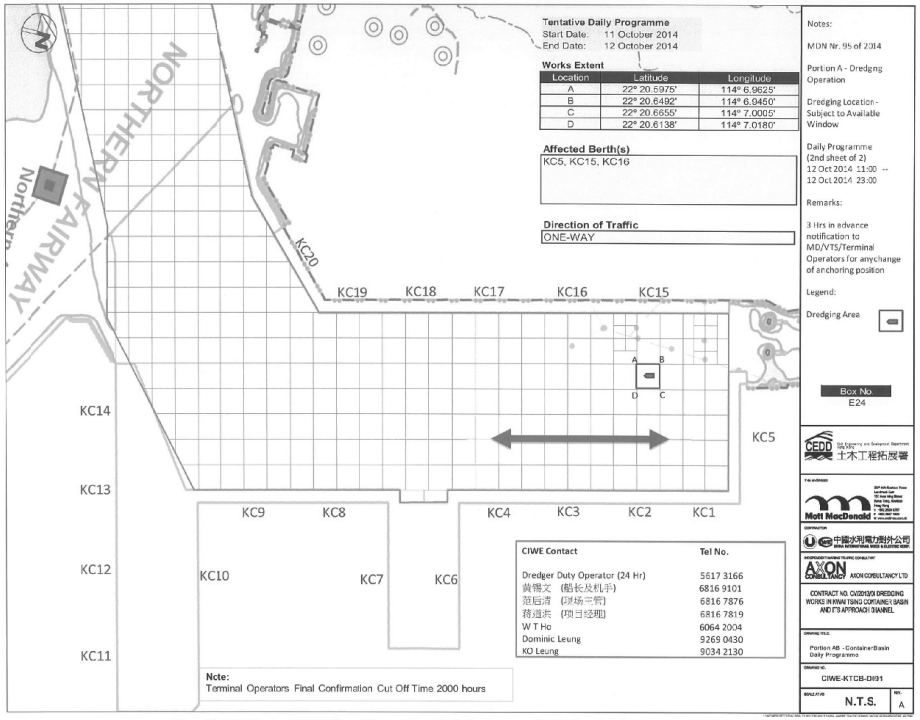

C:\Users\CV201304\Desktop\WF & AB Working Programe\Zone AB Working Programme\Daily\AB Zone Daily Programme October 2014\[ZoneAB 2014-10-10 D089 for B21.xlsx]Main

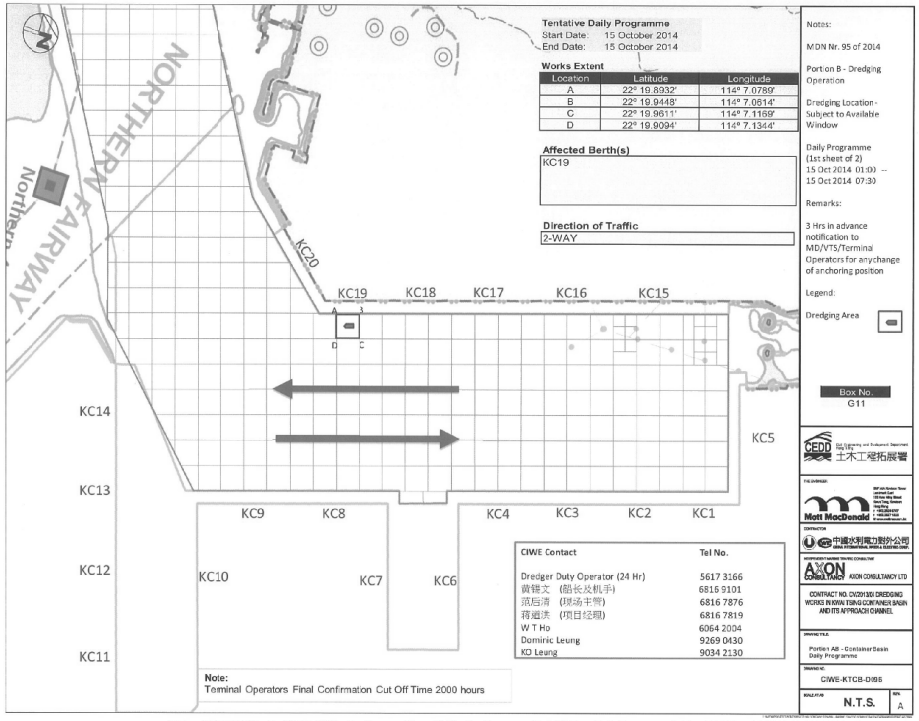

C:\Users\CV201304\Desktop\WF & AB Working Programe\Zone AB Working Programme\Daily\AB Zone Daily Programme October 2014\[ZoneAB 2014-10-14 D096 for G11.xlsx]Main

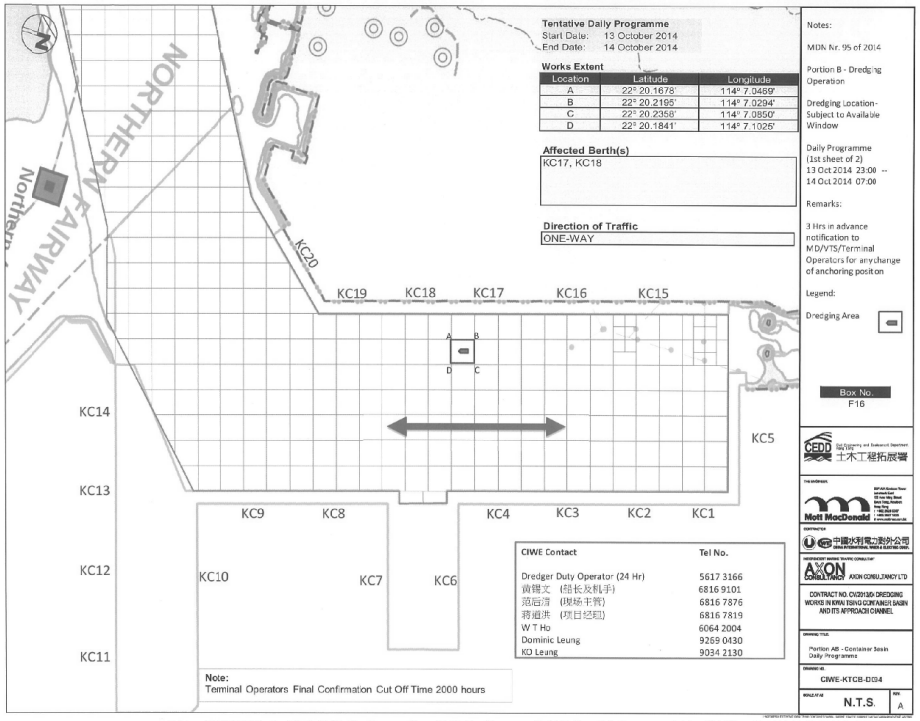

C:\Users\CV201304\Desktop\WF & AB Working Programe\Zone AB Working Programme\Daily\AB Zone Daily Programme October 2014\[ZoneAB 2014-10-13 D094 for F16.xlsx]Main

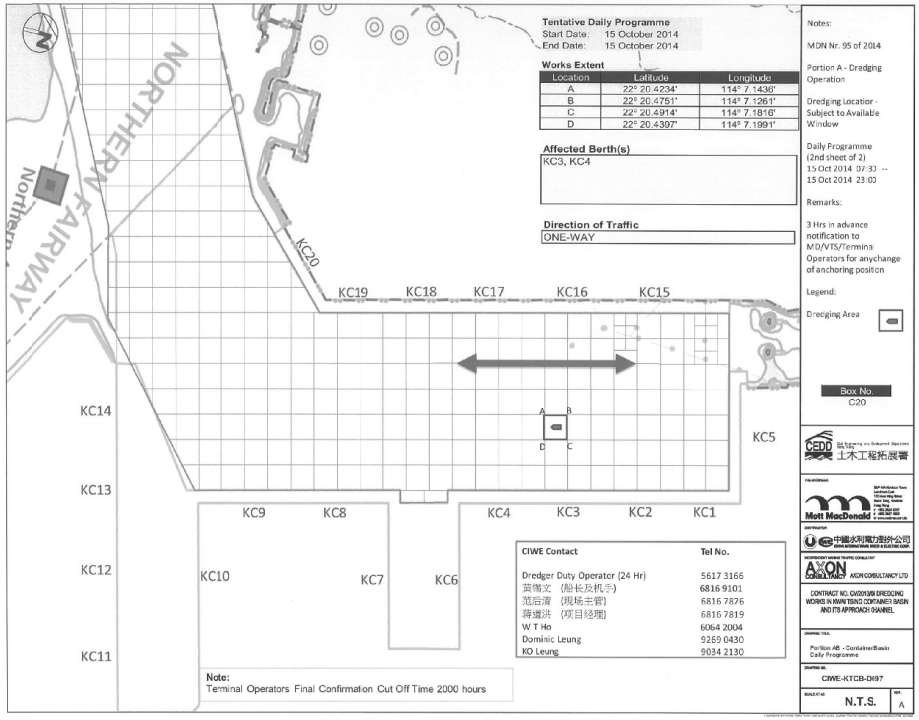

C:\Users\CV201304\Desktop\WF & AB Working Programe\Zone AB Working Programme\Daily\AB Zone Daily Programme October 2014\[ZoneAB 2014-10-14 D097 for B21.xlsx]Main

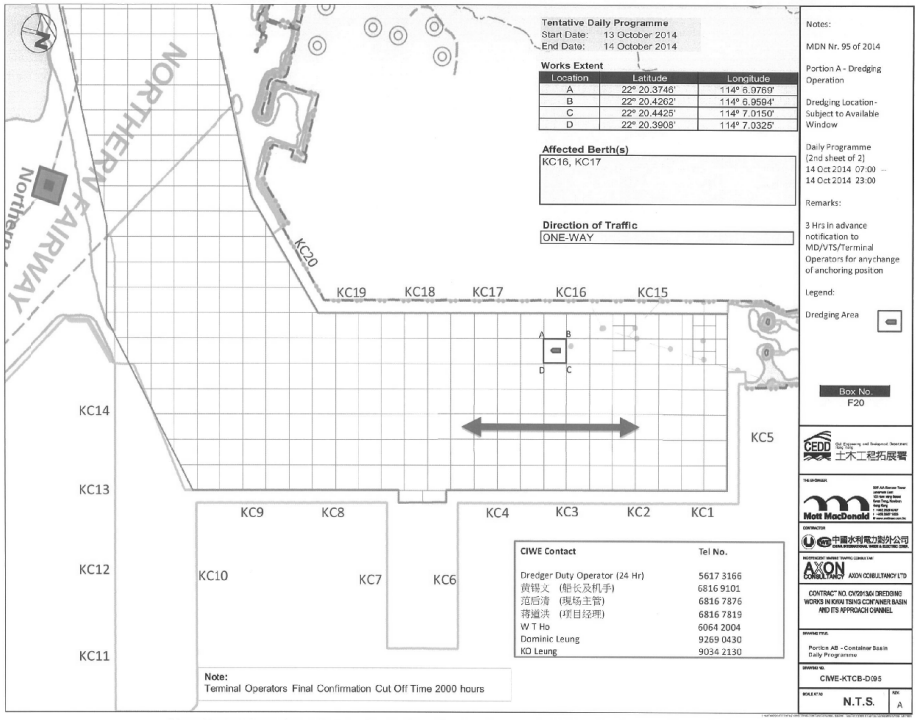

C:\Users\CV201304\Desktop\WF & AB Working Programe\Zone AB Working Programme\Daily\AB Zone Daily Programme October 2014\[ZoneAB 2014-10-13 D095 for F20.xlsx]Main

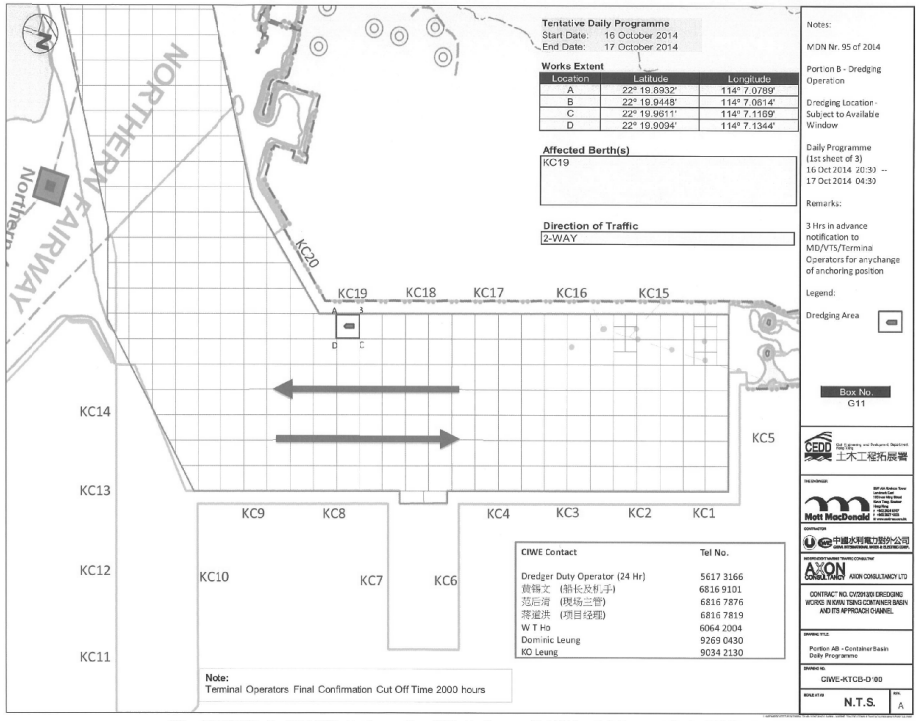

C:\Users\CV201304\Desktop\WF & AB Working Programe\Zone AB Working Programme\Daily\AB Zone Daily Programme October 2014\[ZoneAB 2014-10-14 D096 for G11.xlsx]Main

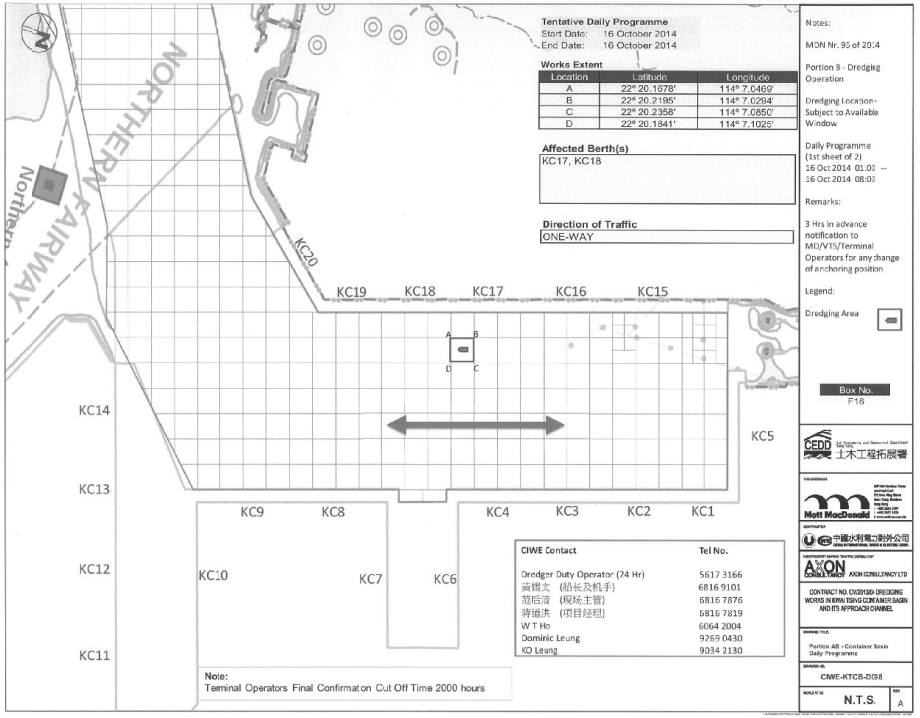

C:\Users\CV201304\Desktop\WF & AB Working Programe\Zone AB Working Programme\Daily\AB Zone Daily Programme October 2014\[ZoneAB 2014-10-13 D094 for F16.xlsx]Main

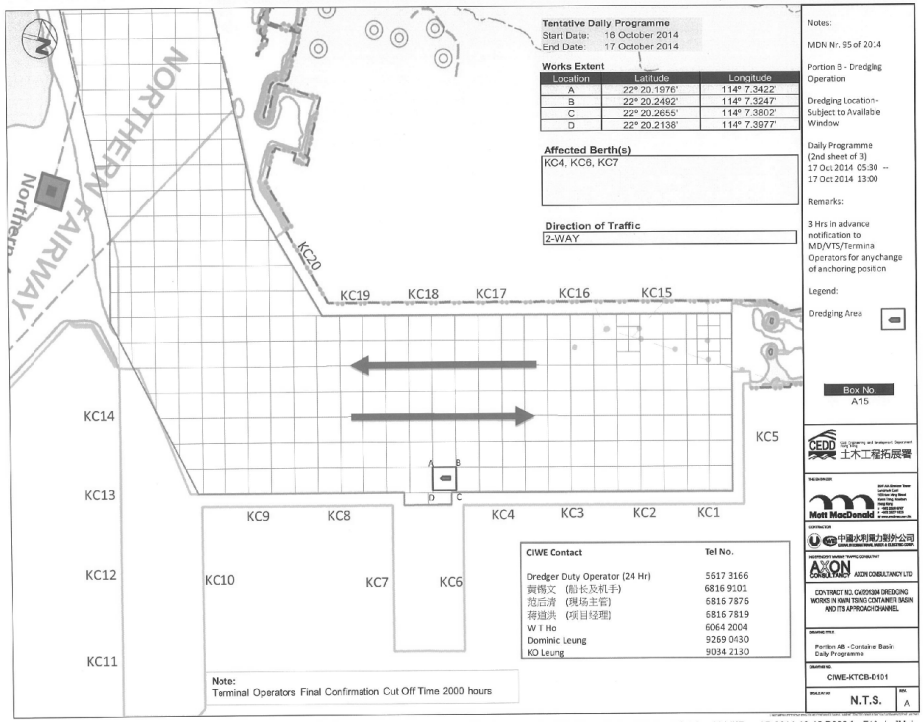

C:\Users\CV201304\Desktop\WF & AB Working Programe\Zone AB Working Programme\Daily\AB Zone Daily Programme October 2014\[ZoneAB 2014-10-15 D098 for F16.xlsx]Main

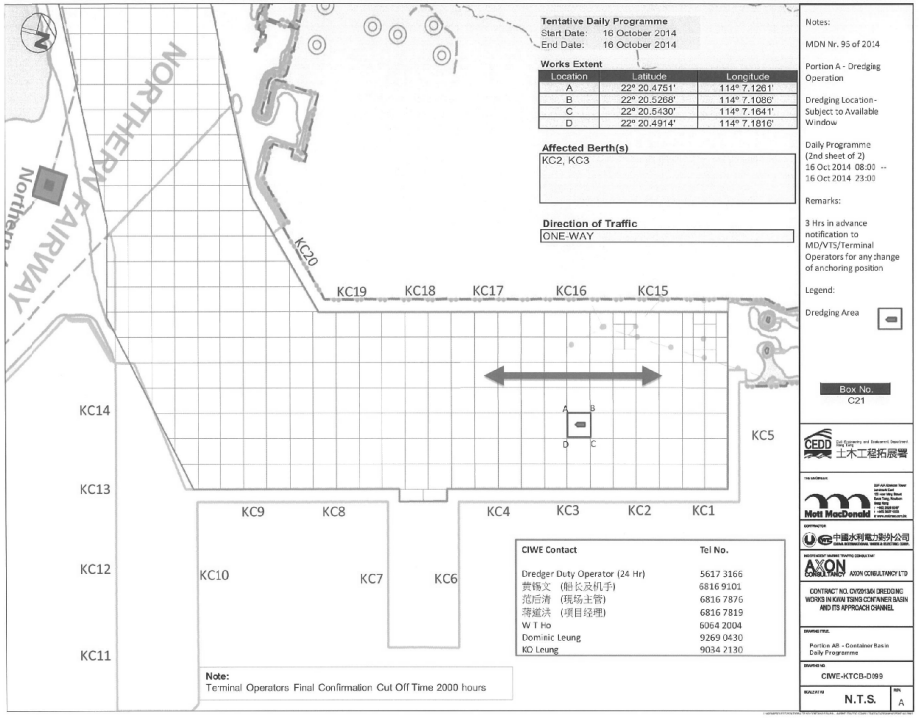

C:\Users\CV201304\Desktop\WF & AB Working Programe\Zone AB Working Programme\Daily\AB Zone Daily Programme October 2014\[ZoneAB 2014-10-15 D099 for C21.xlsx]Main

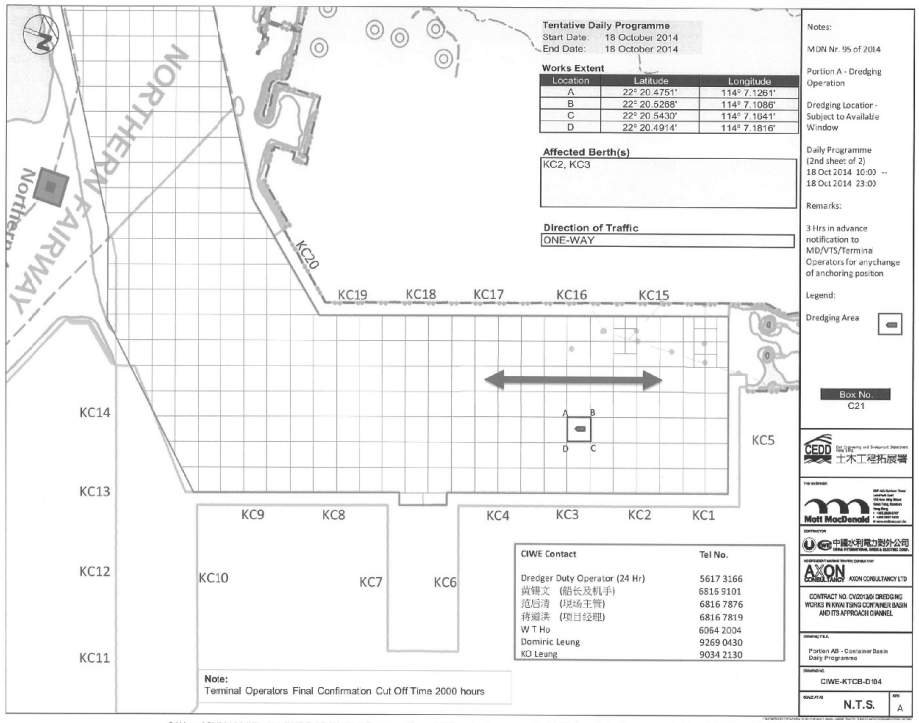

C:\Users\CV201304\Desktop\WF & AB Working Programe\Zone AB Working Programme\Daily\AB Zone Daily Programme October 2014\[ZoneAB 2014-10-15 D099 for C21.xlsx]Main

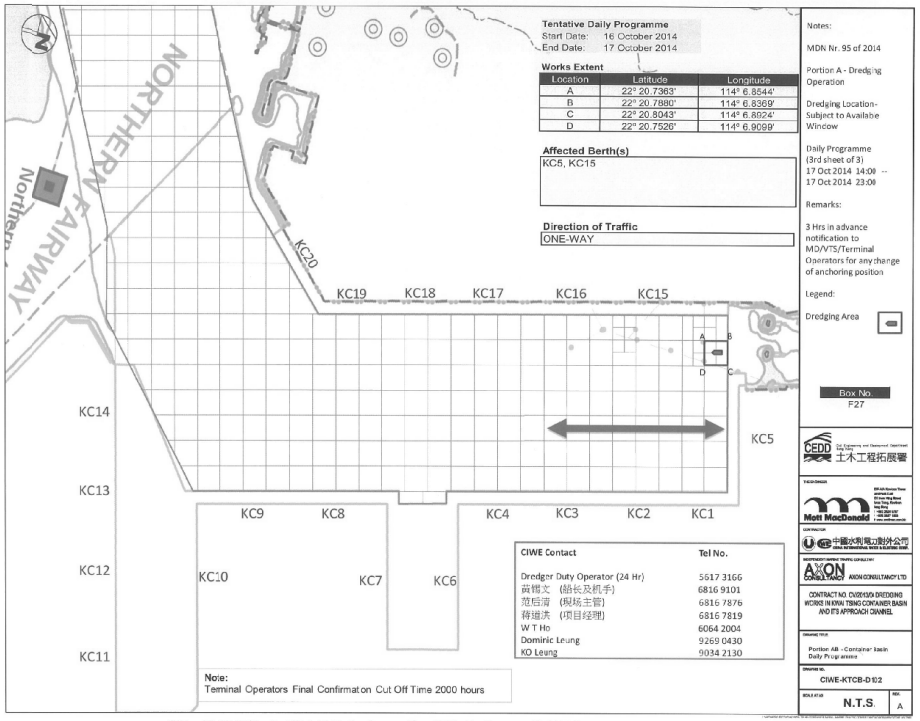

C:\Users\CV201304\Desktop\WF & AB Working Programe\Zone AB Working Programme\Daily\AB Zone Daily Programme October 2014\[ZoneAB 2014-10-16 D102 for F27.xlsx]Main

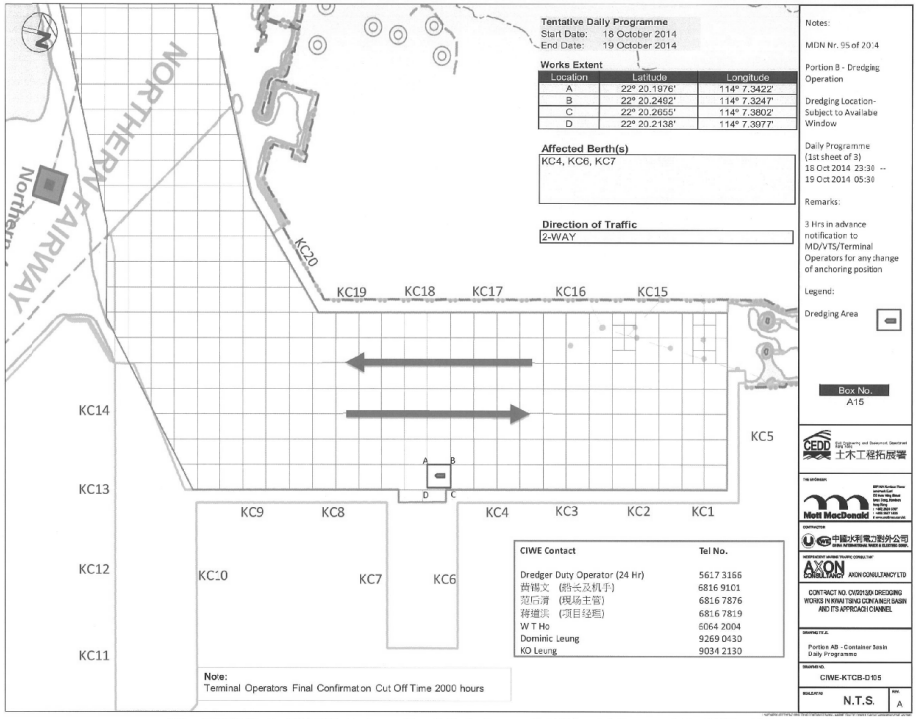

C:\Users\CV201304\Desktop\WF & AB Working Programe\Zone AB Working Programme\Daily\AB Zone Daily Programme October 2014\[ZoneAB 2014-10-16 D101 for A15.xlsx]Main

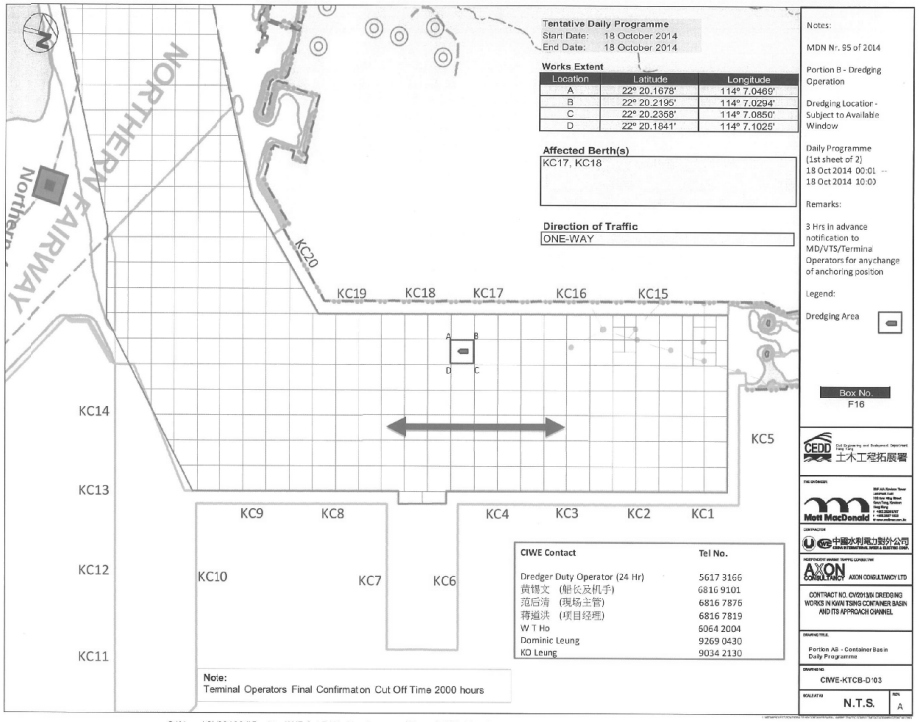

C:\Users\CV201304\Desktop\WF & AB Working Programe\Zone AB Working Programme\Daily\AB Zone Daily Programme October 2014\[ZoneAB 2014-10-15 D098 for F16.xsx]Main

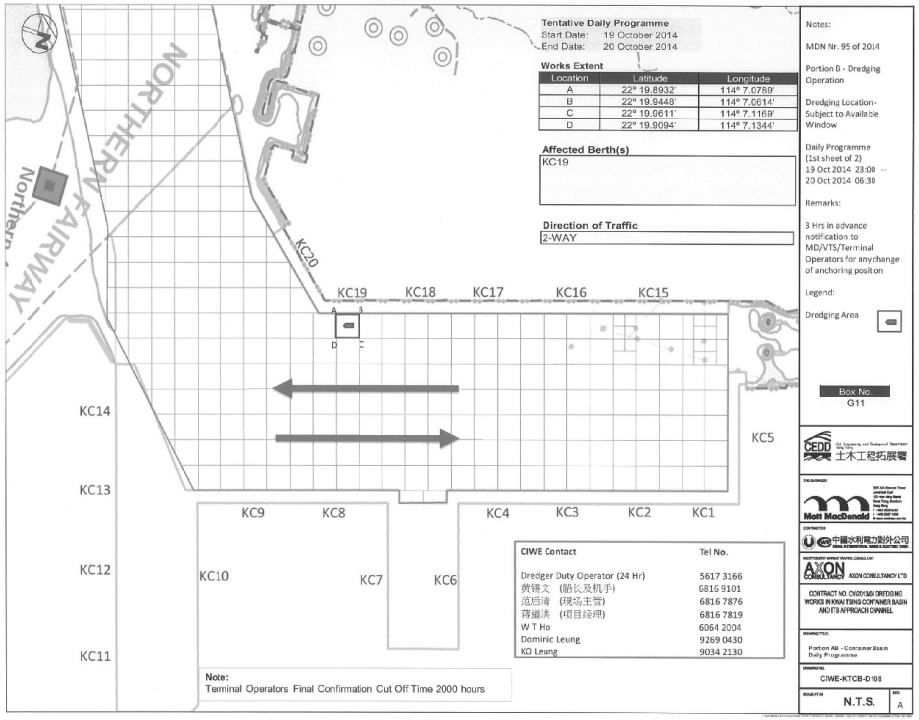

C:\Users\CV201304\Desktop\WF & AB Working Programe\Zone AB Working Programme\Daily\AB Zone Daily Programme October 2014\[ZoneAB 2014-10-16 D100 for G11.xlsx]Main

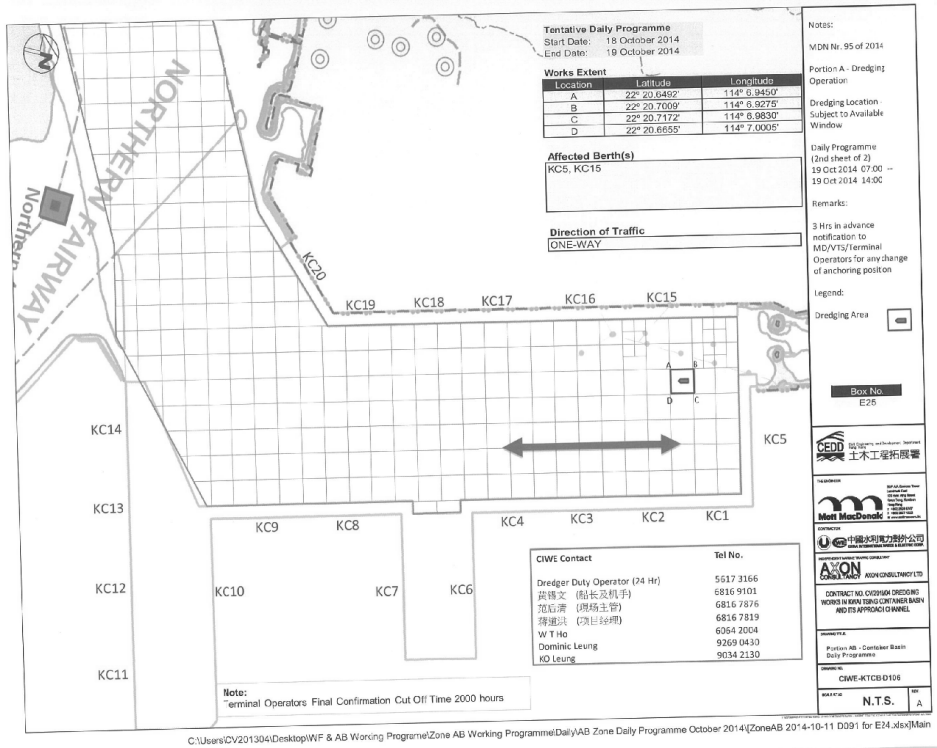

C:\Users\CV201304\Desktop\WF & AB Working Programe\Zone AB Working Programme\Daily\AB Zone Daily Programme October 2014\[ZoneAB 2014-10-11 D091 for E24.xlsx]Main

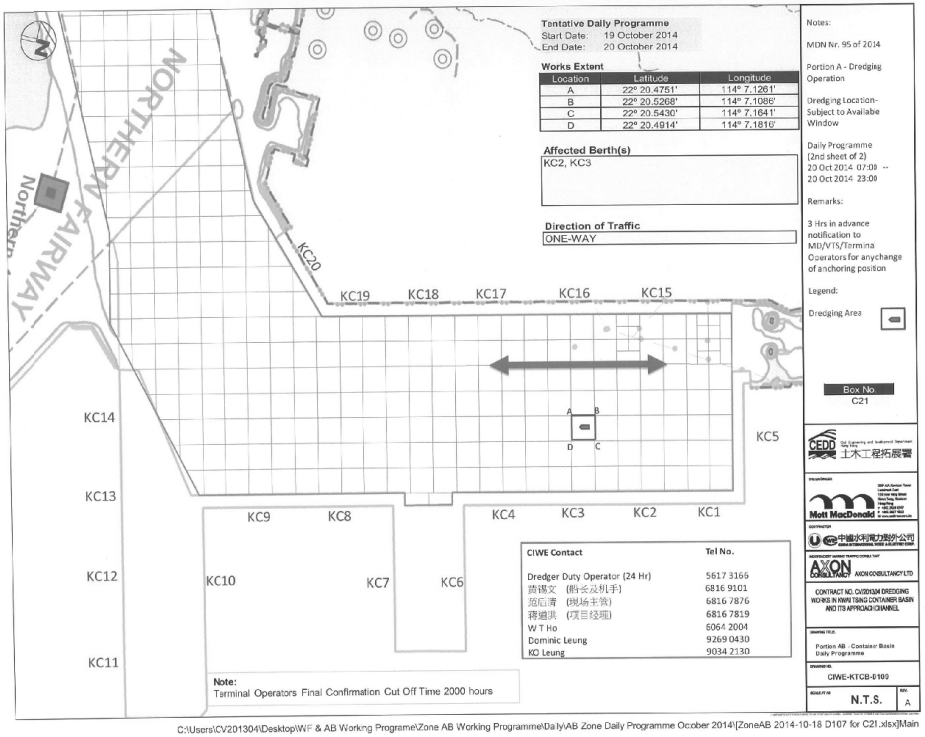

C:\Users\CV201304\Desktop\WF & AB Working Programe\Zone AB Working Programme\Daily\AB Zone Daily Programme October 2014\[ZoneAB 2014-10-18 D107 for C21.xlsx]Main

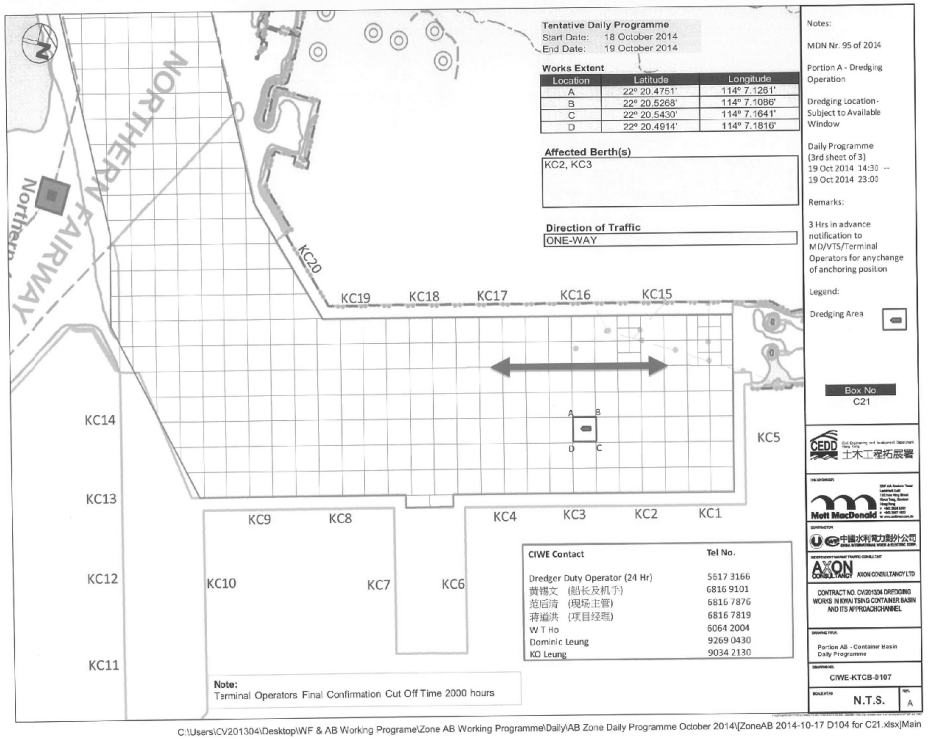

C:\Users\CV201304\Desktop\WF & AB Working Programe\Zone AB Working Programme\Daily\AB Zone Daily Programme October 2014\[ZoneAB 2014-10-17 D104 for C21.xlsx]Main

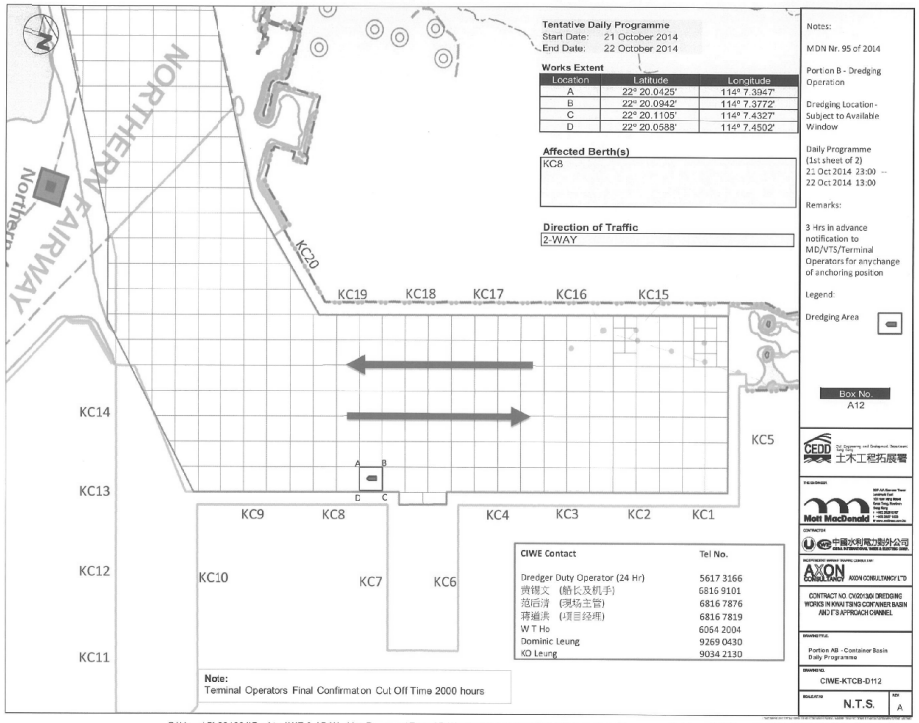

C:\Users\CV201304\Desktop\WF & AB Working Programe\Zone AB Working Programme\Daily\AB Zone Daily Programme October 2014\[ZoneAB 2014-10-21 D112 for A12.xlsx]Main

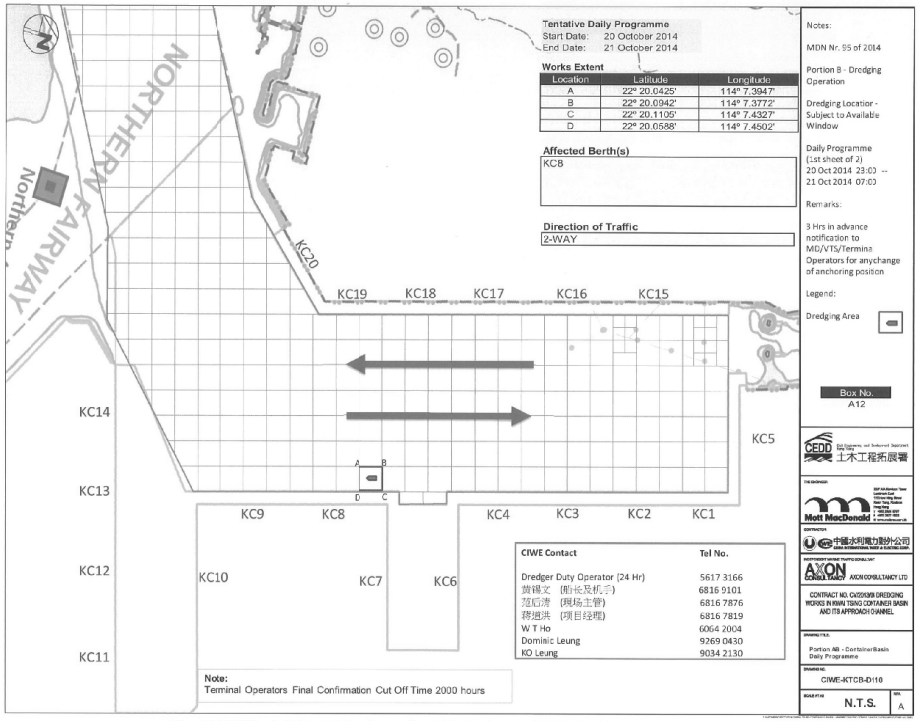

C:\Users\CV201304\Desktop\WF & AB Working Programe\Zone AB Working Programme\Daily\AB Zone Daily Programme October 2014\[ZoneAB 2014-10-20 D110 for A12.xlsx]Main

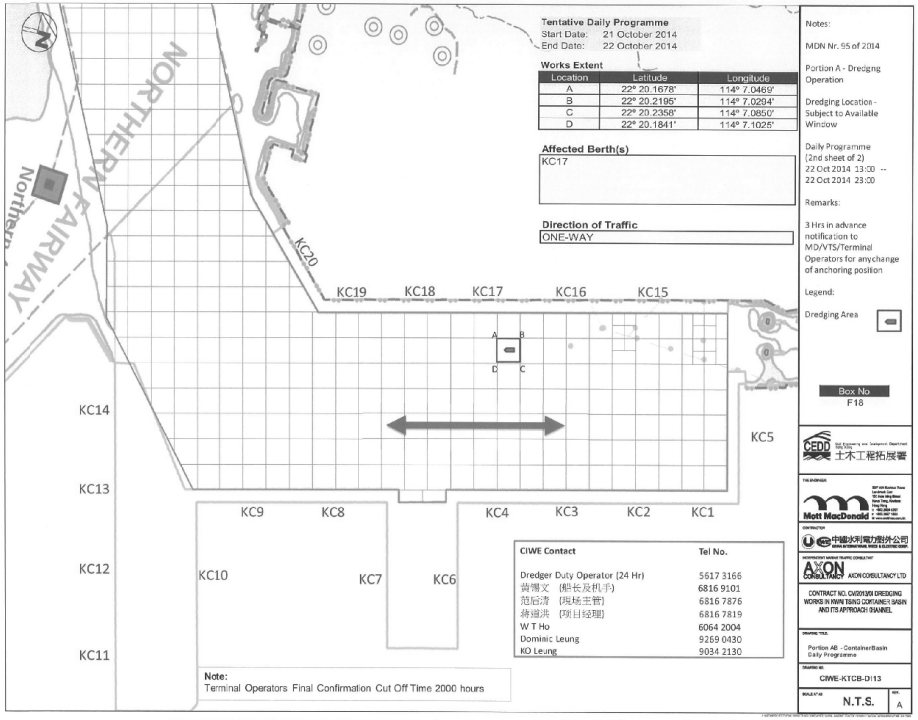

C:\Users\CV201304\Desktop\WF & AB Working Programe\Zone AB Working Programme\Daily\AB Zone Daily Programme October 2014\[ZoneAB 2014-10-21 D113 for F18.xlsx]Main

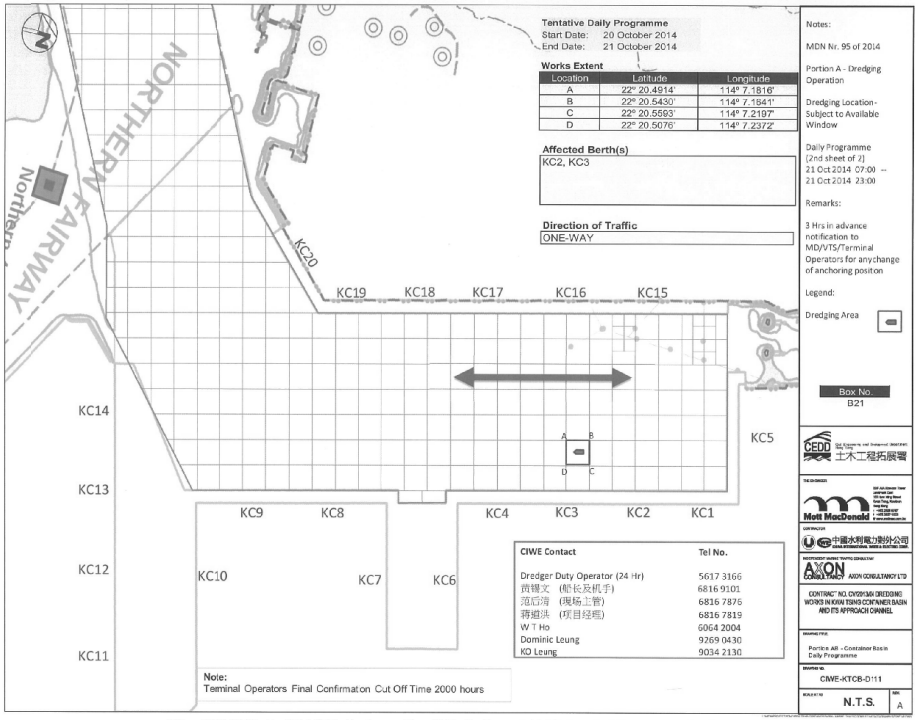

C:\Users\CV201304\Desktop\WF & AB Working Programe\Zone AB Working Programme\Daily\AB Zone Daily Programme October 2014\[ZoneAB 2014-10-20 D111 for C21.xlsx]Main

828000 E

829000 E

817000 N

S37
D330
D332
D331
D333
S38
D336
D335
D334
D339
D338
D337
D341
D340
S39
D344
D343
D342
D347
D346
D345
D353
D348
S40
D350
D349
D352
D351
D354
S41
D356
D355
D358
D357
D359
S42
D361
D360
D363
D362
D364
S43
D366
D365
D368
D367
D369
S44
D371
D370
D373
D372
S45
D374
D375
S46
D376
D377
S47
D378
D379
S48
D380
D381
S49
D382
D383
S50
D384
D385
S51
D386

repared and for which Mott MacDonald Hong Kong Limited
her than the person by whom it was commissioned.
t of Hong Kong SAR, Agreement No. CE 63 / 2008 (CE).

DATE: 09/04/2013 TIME: 20:19:16 USER: ho57494

MATERIALAB CONSULTANTS LIMITED
Fugro Development Centre,
5 Lok Yi Street,
17 M.S. Castle Peak Road,
Tai Lam, Tuen Mun, N.T., Hong Kong.
Tel : (852)-24508238
Fax : (852)-24508032
Email : mcl@fugro.com.hk

Figure 3

Locations of Water Quality Monitoring Stations

The copyright of this document is owned by MateriaLab Consultants Ltd. It may not be reproduced except with prior written approval from the Company.

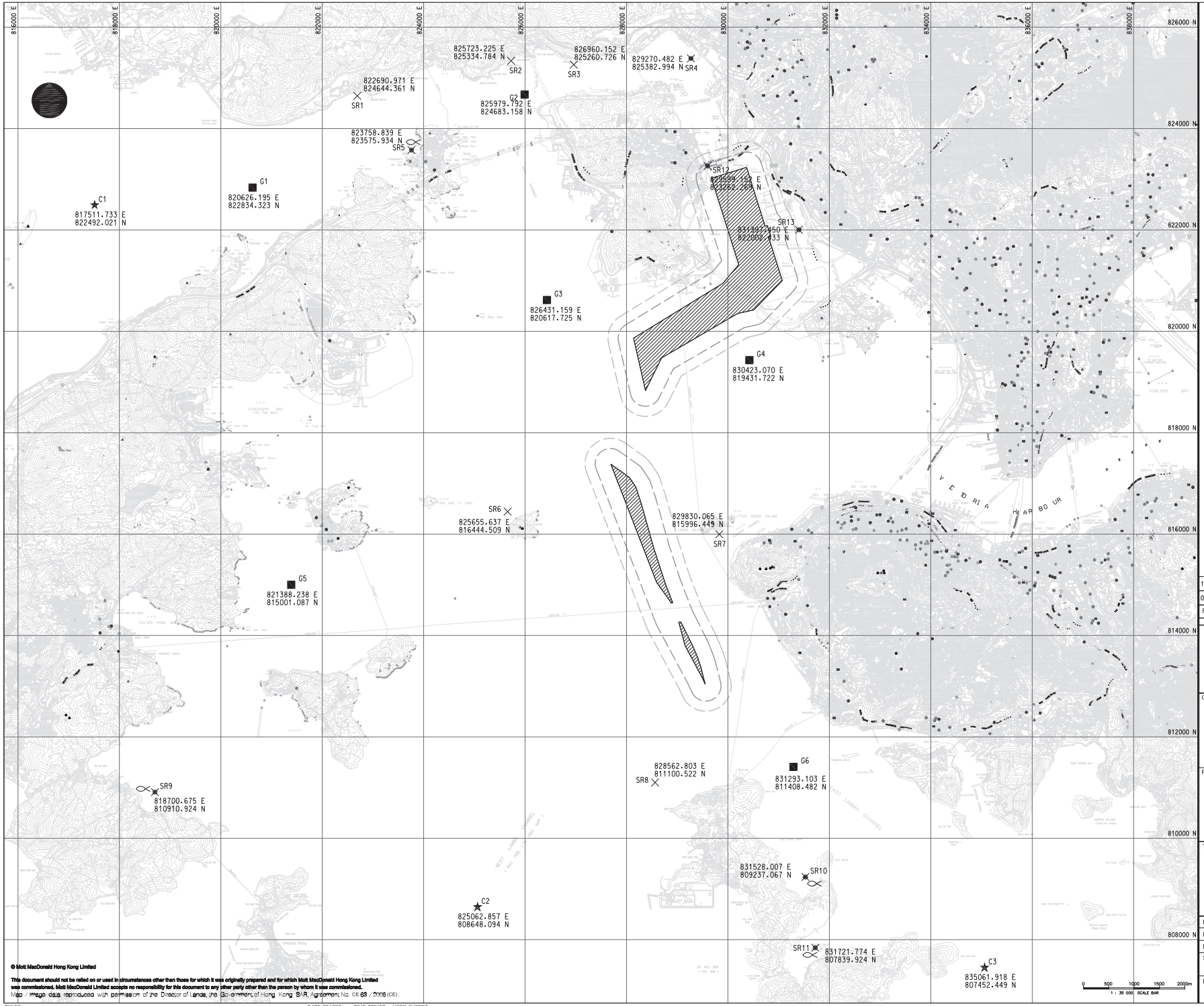

NOTES:

1. ALL COORDINATES ARE IN HONG KONG METRIC GRID (1980).
2. THE CONTRACTOR SHALL REFER TO RELEVANT SECTION(S) AND APPENDICES OF THE PARTICULAR SPECIFICATION REGARDING THE WATER QUALITY MONITORING.

LEGEND:

- SITE BOUNDARY
- MONITORING STATION
- CONTROL STATION
- GRADIENT STATION
- 24-HRS MONITORING STATION
- FISH CULTURE ZONE

Rev	Date	Drawn	Description	Ch'k'd	App'd
1	APR 13	WH	TENDER ADDENDUM NO. 1	SL	CMH
0	APR 13	WH	TENDER DRAWING	SL	CMH

Mott MacDonald

20/F AIA Kowloon Tower
Landmark East
100 How Ming Street
Kwun Tong, Kowloon
Hong Kong
T +852 2828 5757
F +852 2827 1823
W www.mottmac.com.hk

Client

THE GOVERNMENT OF THE HONG KONG SPECIAL ADMINISTRATIVE REGION
CIVIL ENGINEERING AND DEVELOPMENT DEPARTMENT

Project

CONTRACT NO. : CV/2013/04
DREDGING WORKS IN KWAI TSING CONTAINER BASIN AND ITS APPROACH CHANNEL

Title

PROVISIONAL LOCATION OF WATER QUALITY MONITORING STATIONS

Designed	FC		Eng check	SL	
Drawn	WH		Coordination	TF	
Dwg check	FC		Approved	CMH	

Scale at A1	Status	Rev
1:35000	TEN	2

Drawing Number

MMH/259053/EM/403

© Mott MacDonald Hong Kong Limited

This document should not be relied on or used in circumstances other than those for which it was originally prepared and for which Mott MacDonald Hong Kong Limited was commissioned. Mott MacDonald Limited accepts no responsibility for this document to any other party other than the person by whom it was commissioned.

Map / image data reproduced with permission of the Director of Lands, the Government of Hong Kong SAR, Agreement No. CE 83 / 2006 (CE).

$FILES DATE:$DATES TIME:$TIME$ USER:$USER$

MATERIALAB CONSULTANTS LIMITED
Fugro Development Centre,
5 Lok Yi Street,
17 M.S. Castle Peak Road,
Tai Lam, Tuen Mun, N.T., Hong Kong.
Tel : (852)-24508238
Fax : (852)-24508032
Email : mcl@fugro.com.hk

Appendix A

Project Organization Chart

The copyright of this document is owned by MateriaLab Consultants Ltd. It may not be reproduced except with prior written approval from the Company.

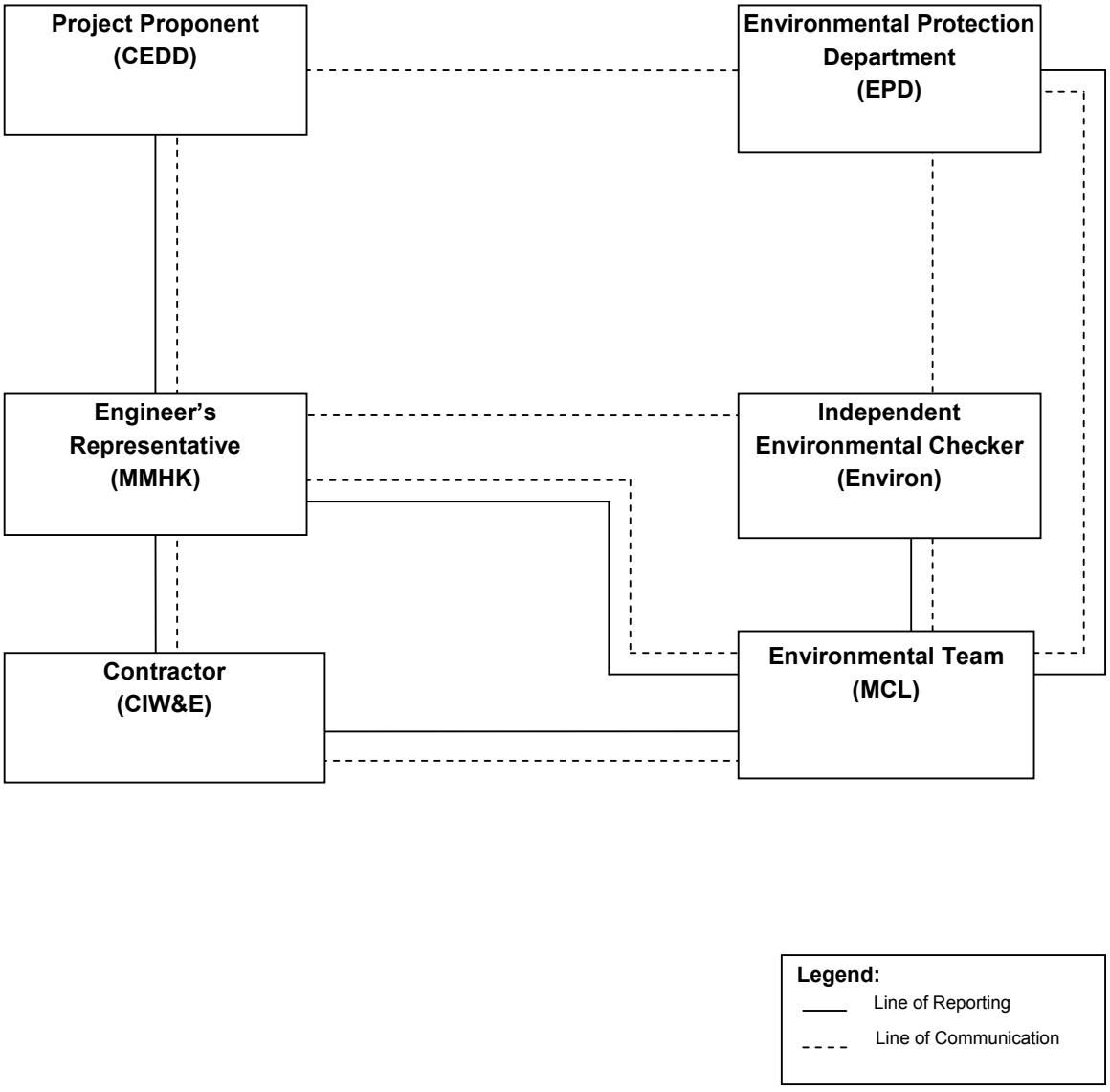
Project Proponent
(CEDD)
Environmental Protection
Department
(EPD)
Engineer's
Representative
(MMHK)
Independent
Environmental Checker
(Environ)
Contractor
(CIW&E)
Environmental Team
(MCL)
Legend:
Line of Reporting
Line of Communication

MATERIALAB CONSULTANTS LIMITED
Fugro Development Centre,
5 Lok Yi Street,
17 M.S. Castle Peak Road,
Tai Lam, Tuen Mun, N.T., Hong Kong.
Tel : (852)-24508238
Fax : (852)-24508032
Email : mcl@fugro.com.hk

Appendix B

Construction Programme

The copyright of this document is owned by MateriaLab Consultants Ltd. It may not be reproduced except with prior written approval from the Company.

中國水利電力對外公司
CHINA INTERNATIONAL WATER & ELECTRIC CORP.
中國長江三峽集團成員

Our ref: CV201304/C1a/0964/KO/pl
Your ref:

Date: 19 August 2014

Mott MacDonald Hong Kong Ltd.
Engineer's Representative's Office
Kwai Yue Lane, Kwai Tsing,
New Territories, Hong Kong.

By Hand Only

Attn: Mr. Felix T C CHAU

Contract No. CV/2013/04
Dredging Works in Kwai Tsing Container Basin and Its Approach Channel
Revised GCC Clause 16 Programme (Version 7)

Please find attached the captioned for your information.

Yours faithfully
For and on behalf of
China International Water & Electric Corp.

K O Leung
Site Agent

Encl.

c.c. CE/FM, CEDD - Messrs. Johnny Wong & Bill Ho (w/o) (fax only: 2714 0113)
Head Office/Site

Rm.1508, 15/F., Fortress Tower,
250 King's Road, North Point,
Hong Kong.
Tel : (852) 2508 0983
Fax : (852) 2508 0987

Contract No. CV/2013/04
Dredging Works in Kwai Tsing Container Basin and its Approach Channel
Clause 16 Programme (Version 7)

Date: 18 August 2014

ID	Task Name	Duration	Start	Finish
1	**Contract Period**	**836 days**	**Fri 30/8/13**	**Sun 13/12/15**
2	**Contract Commencement Date**	**0 days**	**Fri 30/8/13**	**Fri 30/8/13**
3	**Section 1**	**836 days**	**Fri 30/8/13**	**Sun 13/12/15**
4	**Submission**	**484 days**	**Fri 30/8/13**	**Fri 26/12/14**
5	**Routine Monitoring / Temporary Marine Traffic Management**	**484 days**	**Fri 30/8/13**	**Fri 26/12/14**
6	**Environmental Management**	**484 days**	**Fri 30/8/13**	**Fri 26/12/14**
7	**Baseline monitoring**	**231 days**	**Fri 30/8/13**	**Thu 17/4/14**
8	**ETL and relevant site personal**	**30 days**	**Fri 30/8/13**	**Sat 28/9/13**
9	Preparation and submission	15 days	Fri 30/8/13	Fri 13/9/13
10	Comment and approval	15 days	Sat 14/9/13	Sat 28/9/13
11	**Test Lab**	**30 days**	**Fri 30/8/13**	**Sat 28/9/13**
12	Preparation and submission	15 days	Fri 30/8/13	Fri 13/9/13
13	Comment and approval	15 days	Sat 14/9/13	Sat 28/9/13
14	**Monitoring (Location see Drg No. EM/401)**	**201 days**	**Sun 29/9/13**	**Thu 17/4/14**
15	**Plan**	**93 days**	**Sun 29/9/13**	**Mon 30/12/13**
16	Preparation and submission to Mott and IEC	21 days	Sun 29/9/13	Sat 19/10/13
17	Comment and resubmission	30 days	Sun 20/10/13	Mon 18/11/13
18	Approval by Mott and ICE	35 days	Tue 19/11/13	Mon 23/12/13
19	Approval by EPD	7 days	Tue 24/12/13	Mon 30/12/13
20	**Report**	**50 days**	**Thu 27/2/14**	**Thu 17/4/14**
21	Preparation of report	5 days	Thu 27/2/14	Mon 3/3/14
22	Approval by Mott and IEC	35 days	Tue 4/3/14	Mon 7/4/14
23	Approval by EPD	10 days	Tue 8/4/14	Thu 17/4/14
24	**Grab sample (Portions A, B & C)**	**321 days**	**Fri 30/8/13**	**Wed 16/7/14**
25	**Grab sample specialist**	**30 days**	**Fri 30/8/13**	**Sat 28/9/13**
26	Preparation and submission	15 days	Fri 30/8/13	Fri 13/9/13
27	Comment and approval by Mott	15 days	Sat 14/9/13	Sat 28/9/13
28	**Sediment testing and sampling plan**	**162 days**	**Sun 29/9/13**	**Sun 9/3/14**
29	Prepararion and submission	7 days	Sun 29/9/13	Sat 5/10/13
30	Approval by Mott	15 days	Sun 6/10/13	Sun 20/10/13
31	Approval by EPD	140 days	Mon 21/10/13	Sun 9/3/14
32	**Sediment report**	**37 days**	**Tue 10/6/14**	**Wed 16/7/14**
33	Preparation of report	7 days	Tue 10/6/14	Mon 16/6/14
34	Approval by Mott	15 days	Tue 17/6/14	Tue 1/7/14
35	Approval by EPD	15 days	Wed 2/7/14	Wed 16/7/14
36	**Vibro-coring (Portions A, B & C)**	**159 days**	**Mon 21/7/14**	**Fri 26/12/14**
37	**Sediment testing and sampling plan**	**28 days**	**Mon 21/7/14**	**Sun 17/8/14**
38	Prepararion and submission	14 days	Mon 21/7/14	Sun 3/8/14
39	Approval by Mott	14 days	Mon 4/8/14	Sun 17/8/14
40	**Sediment report**	**37 days**	**Thu 20/11/14**	**Fri 26/12/14**
41	Preparation of report	7 days	Thu 20/11/14	Wed 26/11/14
42	Approval by Mott	15 days	Thu 27/11/14	Thu 11/12/14
43	Approval by EPD	15 days	Fri 12/12/14	Fri 26/12/14
44	**24 Hours monitoring station and TIN Measuring Device (Location see Drg No. EM/401)**	**79 days**	**Mon 25/11/13**	**Tue 11/2/14**
45	**Instrumentation**	**79 days**	**Mon 25/11/13**	**Tue 11/2/14**
46	Preparation and submission	60 days	Mon 25/11/13	Thu 23/1/14
47	Approval by Mott and IEC	5 days	Fri 24/1/14	Tue 28/1/14
48	Approval by EPD	14 days	Wed 29/1/14	Tue 11/2/14
49	**Survey**	**171 days**	**Sat 7/9/13**	**Mon 24/2/14**
50	**Surveyor**	**35 days**	**Sat 7/9/13**	**Fri 11/10/13**
51	Preparation and submission	15 days	Sat 7/9/13	Sat 21/9/13
52	Approval by Mott	20 days	Sun 22/9/13	Fri 11/10/13
53	**Geophysicist**	**35 days**	**Sun 3/11/13**	**Sat 7/12/13**
54	Prepararion and submission	7 days	Sun 3/11/13	Sat 9/11/13
55	Approval by Mott	7 days	Sun 10/11/13	Sat 16/11/13
56	Approval by Marine Department	21 days	Sun 17/11/13	Sat 7/12/13
57	**Land Survey (Container Basin & DSD Tsing Yi Plant)**	**67 days**	**Tue 26/11/13**	**Fri 31/1/14**
58	**Settlement markers**	**67 days**	**Tue 26/11/13**	**Fri 31/1/14**
59	**Method Statement for Installation and Monitoring**	**24 days**	**Tue 26/11/13**	**Thu 19/12/13**
60	Preparation and submission	10 days	Tue 26/11/13	Thu 5/12/13
61	Approval by Mott	14 days	Fri 6/12/13	Thu 19/12/13



China International Water & Electric Corp.

Task | Critical Task | Milestone | Summary

* Subject to availabity of working windows (ID 199 & 200)

Contract No. CV/2013/04
Dredging Works in Kwai Tsing Container Basin and its Approach Channel
Clause 16 Programme (Version 7)

Date: 18 August 2014

ID	Task Name	Duration	Start	Finish
62	**Initial report**	**12 days**	**Mon 20/1/14**	**Fri 31/1/14**
63	Preparation and submission	5 days	Mon 20/1/14	Fri 24/1/14
64	Approval by Mott	7 days	Sat 25/1/14	Fri 31/1/14
65	**Hydrographic Survey (Portions A to E)**	**124 days**	**Thu 24/10/13**	**Mon 24/2/14**
66	**Method Statement**	**36 days**	**Thu 24/10/13**	**Thu 28/11/13**
67	Preparation and submission	15 days	Thu 24/10/13	Thu 7/11/13
68	Approval by Mott	21 days	Fri 8/11/13	Thu 28/11/13
69	**Initial survey**	**29 days**	**Mon 27/1/14**	**Mon 24/2/14**
70	**Report**	**29 days**	**Mon 27/1/14**	**Mon 24/2/14**
71	Preparation and submission	7 days	Mon 27/1/14	Sun 2/2/14
72	Approval by Mott	7 days	Mon 3/2/14	Sun 9/2/14
73	Approval by Marine Department	15 days	Mon 10/2/14	Mon 24/2/14
74	**Temporary Marine Traffic Management (Portions A to E)**	**78 days**	**Fri 30/8/13**	**Fri 15/11/13**
75	**Consultant, Risk Manager and Marine Traffic Engineer**	**28 days**	**Fri 30/8/13**	**Thu 26/9/13**
76	Preparation and submission	14 days	Fri 30/8/13	Thu 12/9/13
77	Approval by Mott	14 days	Fri 13/9/13	Thu 26/9/13
78	**Webbase software and Trial Run**	**50 days**	**Fri 27/9/13**	**Fri 15/11/13**
79	Preparation and submission of methodology	7 days	Fri 27/9/13	Thu 3/10/13
80	Comment recevied by Mott	0 days	Thu 3/10/13	Thu 3/10/13
81	Rectification	5 days	Fri 4/10/13	Tue 8/10/13
82	Final submission	0 days	Sat 9/11/13	Sat 9/11/13
83	Approval by Mott	7 days	Sat 9/11/13	Fri 15/11/13
84	**Dredging Works (Portions A to E)**	**360 days**	**Thu 28/11/13**	**Sat 22/11/14**
85	**Silt screen (Location see Drg No. EM/401)**	**108 days**	**Fri 6/12/13**	**Sun 23/3/14**
86	**Method statement**	**108 days**	**Fri 6/12/13**	**Sun 23/3/14**
87	Preparation and submission	80 days	Fri 6/12/13	Sun 23/2/14
88	Approval by Mott	14 days	Mon 24/2/14	Sun 9/3/14
89	Approval by IEC	14 days	Mon 24/2/14	Sun 9/3/14
90	Approval by WSD	14 days	Mon 10/3/14	Sun 23/3/14
91	Approval by EMSD	14 days	Mon 10/3/14	Sun 23/3/14
92	Approval by EPD	14 days	Mon 10/3/14	Sun 23/3/14
93	**Dredging method statement and silt curtain deployment plan**	**118 days**	**Thu 28/11/13**	**Tue 25/3/14**
94	Preparation and submission	50 days	Thu 28/11/13	Thu 16/1/14
95	Approval by Mott	40 days	Fri 17/1/14	Tue 25/2/14
96	Approval by IEC	14 days	Wed 26/2/14	Tue 11/3/14
97	Approval by EPD	14 days	Wed 12/3/14	Tue 25/3/14
98	**Dredging Works at Portions A and B**	**335 days**	**Mon 23/12/13**	**Sat 22/11/14**
99	**General seabed**	**265 days**	**Mon 23/12/13**	**Sat 13/9/14**
100	**Marine Notice approval by Marine Departemnt**	**179 days**	**Sat 1/2/14**	**Tue 29/7/14**
101	Preparation and submission	90 days	Sat 1/2/14	Thu 1/5/14
102	Approval by MD	89 days	Fri 2/5/14	Tue 29/7/14
103	**Noise Permit**	**265 days**	**Mon 23/12/13**	**Sat 13/9/14**
104	**General**	**95 days**	**Mon 23/12/13**	**Thu 27/3/14**
105	Preparation and submission	75 days	Mon 23/12/13	Fri 7/3/14
106	Approval by EPD	20 days	Sat 8/3/14	Thu 27/3/14
107	**Portion A from 11pm to 7am next day**	**44 days**	**Fri 1/8/14**	**Sat 13/9/14**
108	Preparation and submission	14 days	Fri 1/8/14	Thu 14/8/14
109	Approval by EPD	30 days	Fri 15/8/14	Sat 13/9/14
110	**Dumping Permit**	**184 days**	**Mon 17/2/14**	**Tue 19/8/14**
111	**Type 1 and Tpye 2 Sediment**	**100 days**	**Mon 17/2/14**	**Tue 27/5/14**
112	Preparation and submission	70 days	Mon 17/2/14	Sun 27/4/14
113	Approval by EPD	30 days	Mon 28/4/14	Tue 27/5/14
114	**Type 3 Sediment**	**44 days**	**Mon 7/7/14**	**Tue 19/8/14**
115	Preparation and submission	14 days	Mon 7/7/14	Sun 20/7/14
116	Approval by EPD	30 days	Mon 21/7/14	Tue 19/8/14
117	**Type 3 Cat Hf Sediment (Portion A)**	**135 days**	**Fri 31/1/14**	**Sat 14/6/14**
118	**Method statement for disposal**	**135 days**	**Fri 31/1/14**	**Sat 14/6/14**
119	Preparation and submission	60 days	Fri 31/1/14	Mon 31/3/14
120	Approval by Mott and IEC	30 days	Tue 1/4/14	Wed 30/4/14
121	Approval by EPD	45 days	Thu 1/5/14	Sat 14/6/14
122	**Hot Spot (Portion A)**	**327 days**	**Tue 31/12/13**	**Sat 22/11/14**
123	**Proposal for field trial at Zone Z2C**	**180 days**	**Tue 31/12/13**	**Sat 28/6/14**

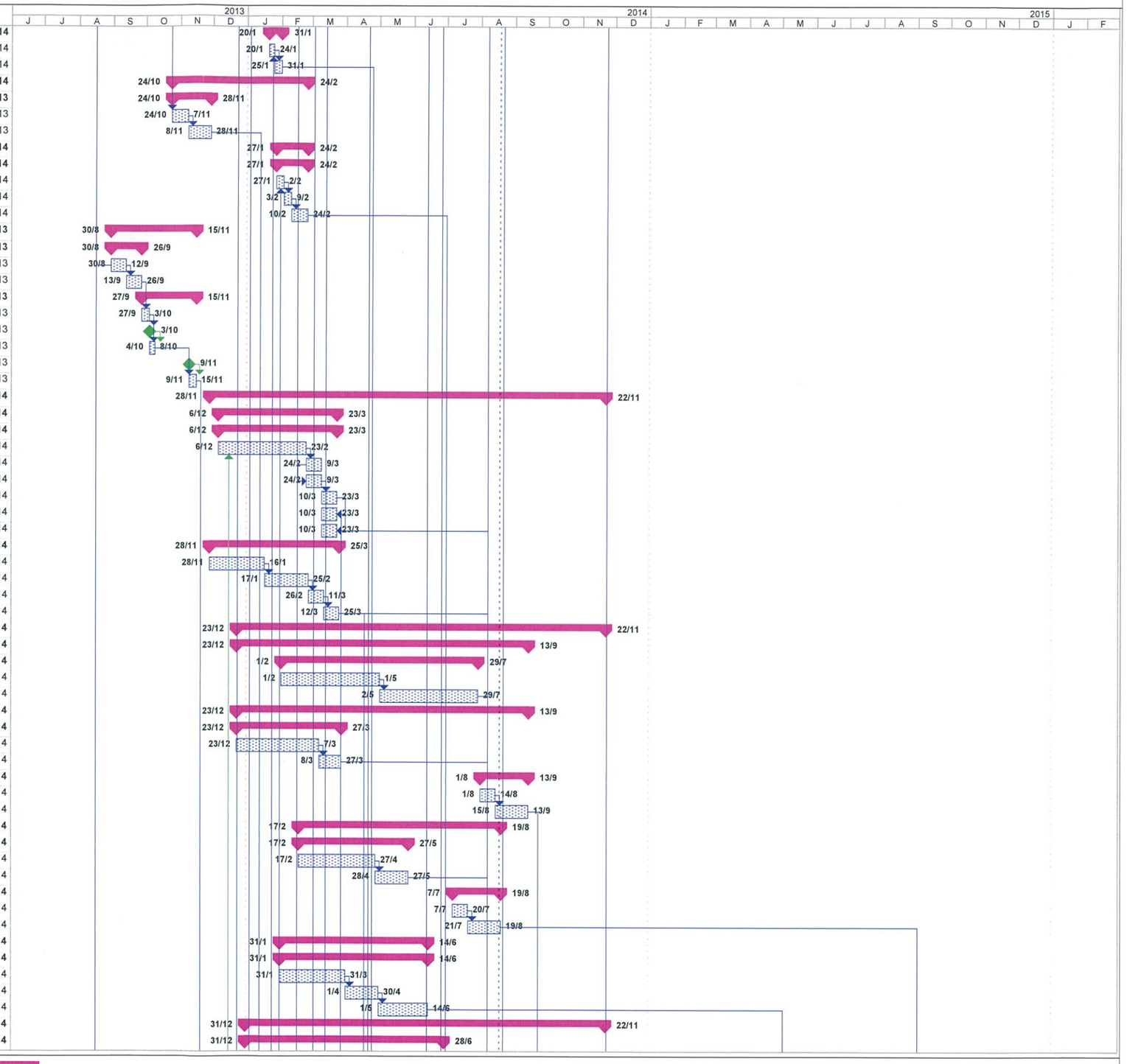

China International Water & Electric Corp.

Task | Critical Task | Milestone | Summary

* Subject to availability of working windows (ID 199 & 200)

Contract No. CV/2013/04
Dredging Works in Kwai Tsing Container Basin and its Approach Channel
Clause 16 Programme (Version 7)

Date: 18 August 2014

ID	Task Name	Duration	Start	Finish
124	Preparation and submission	150 days	Tue 31/12/13	Thu 29/5/14
125	Approval by Mott	30 days	Fri 30/5/14	Sat 28/6/14
126	**Method statement for dredging works at Zone Z2B**	**61 days**	**Tue 23/9/14**	**Sat 22/11/14**
127	Preparation and submission	14 days	Tue 23/9/14	Mon 6/10/14
128	Approval by Mott	7 days	Tue 7/10/14	Mon 13/10/14
129	Endorsed by ETL	5 days	Tue 14/10/14	Sat 18/10/14
130	Verified by IEC	5 days	Sun 19/10/14	Thu 23/10/14
131	Approval by EPD	30 days	Fri 24/10/14	Sat 22/11/14
132	**Method staement for dredging hard material**	**70 days**	**Mon 23/6/14**	**Sun 31/8/14**
133	Preparation and submission	60 days	Mon 23/6/14	Thu 21/8/14
134	Approval by Mott	10 days	Fri 22/8/14	Sun 31/8/14
135	**Dredging Works at Portions C, D and E**	**116 days**	**Mon 2/12/13**	**Thu 27/3/14**
136	**Marine Notice approval by Marine Departemnt**	**95 days**	**Mon 2/12/13**	**Thu 6/3/14**
137	Preparation and submission	45 days	Mon 2/12/13	Wed 15/1/14
138	Approval by MD	50 days	Thu 16/1/14	Thu 6/3/14
139	**Noise Permit**	**95 days**	**Wed 18/12/13**	**Sat 22/3/14**
140	Preparation and submission	45 days	Wed 18/12/13	Fri 31/1/14
141	Approval by EPD	50 days	Sat 1/2/14	Sat 22/3/14
142	**Dumping Permit**	**85 days**	**Thu 2/1/14**	**Thu 27/3/14**
143	Preparation and submission	45 days	Thu 2/1/14	Sat 15/2/14
144	Approval by EPD	40 days	Sun 16/2/14	Thu 27/3/14
145	**Works**	**805 days**	**Mon 30/9/13**	**Sun 13/12/15**
146	**Routine Monitoring / Temporary Marine Traffic Management**	**805 days**	**Mon 30/9/13**	**Sun 13/12/15**
147	**Environmental Management**	**713 days**	**Tue 31/12/13**	**Sun 13/12/15**
148	**Baseline monitoring**	**58 days**	**Tue 31/12/13**	**Wed 26/2/14**
149	**Monitoring (Location see Drg No. EM/401)**	**58 days**	**Tue 31/12/13**	**Wed 26/2/14**
150	Mobilization	3 days	Tue 31/12/13	Thu 2/1/14
151	Field works and Lab Test	55 days	Fri 3/1/14	Wed 26/2/14
152	**Grab sample (Portions A, B & C)**	**92 days**	**Mon 10/3/14**	**Mon 9/6/14**
153	Grab sample specialist mobilization	7 days	Mon 10/3/14	Sun 16/3/14
154	Grab sample (field works) and Lab Test	85 days	Mon 17/3/14	Mon 9/6/14
155	**Vibro-coring (Portions A, B & C)**	**94 days**	**Mon 18/8/14**	**Wed 19/11/14**
156	Vibro-coring specialist mobilization	9 days	Mon 18/8/14	Tue 26/8/14
157	Vibro-coring (field works) and Lab Test	85 days	Wed 27/8/14	Wed 19/11/14
158	**24 Hours monitoring station and TIN Measuring Device (Location see Drg No. EM/401)**	**670 days**	**Wed 12/2/14**	**Sun 13/12/15**
159	Procurement and delivery	45 days	Wed 12/2/14	Fri 28/3/14
160	Installation	14 days	Sat 29/3/14	Fri 11/4/14
161	Monitoring	598 days	Fri 25/4/14	Sun 13/12/15
162	**Impact monitoring (Location see Drg No. EM/401)**	**598 days**	**Fri 25/4/14**	**Sun 13/12/15**
163	Impact monitoring and report submission	598 days	Fri 25/4/14	Sun 13/12/15
164	**Survey**	**724 days**	**Fri 20/12/13**	**Sun 13/12/15**
165	**Land Survey (Container Basin & DSD Tsing Yi Plant)**	**710 days**	**Fri 20/12/13**	**Sun 29/11/15**
166	**Settlement markers**	**710 days**	**Fri 20/12/13**	**Sun 29/11/15**
167	Installation	14 days	Fri 20/12/13	Thu 2/1/14
168	Initial survey	7 days	Mon 13/1/14	Sun 19/1/14
169	Interim monitoring	584 days	Fri 25/4/14	Sun 29/11/15
170	**Hydrographic Survey (Portions A to E)**	**700 days**	**Mon 13/1/14**	**Sun 13/12/15**
171	**Initial survey**	**14 days**	**Mon 13/1/14**	**Sun 26/1/14**
172	Field works	14 days	Mon 13/1/14	Sun 26/1/14
173	Interim survey	517 days	Tue 1/7/14	Sun 29/11/15
174	Final survey	7 days	Mon 30/11/15	Sun 6/12/15
175	Final survey report	7 days	Mon 7/12/15	Sun 13/12/15
176	**Temporary Marine Traffic Management (Portions A to E)**	**791 days**	**Mon 30/9/13**	**Sun 29/11/15**
177	Organizing meeting for information collection	762 days	Mon 30/9/13	Sat 31/10/15
178	Temporary marine traffic management and TMTM meeting	740 days	Wed 20/11/13	Sun 29/11/15
179	**Dredging Works (Portions A to E)**	**738 days**	**Fri 6/12/13**	**Sun 13/12/15**
180	**Silt screen (Location see Drg No. EM/401)**	**738 days**	**Fri 6/12/13**	**Sun 13/12/15**
181	Receiving of as-built record of water intake from WSD/EMSD	0 days	Fri 6/12/13	Fri 6/12/13
182	Installation of silt screen	7 days	Mon 24/3/14	Sun 30/3/14
183	Maintenance of silt screen	592 days	Thu 24/4/14	Sun 6/12/15
184	Removal of silt screen	7 days	Mon 7/12/15	Sun 13/12/15

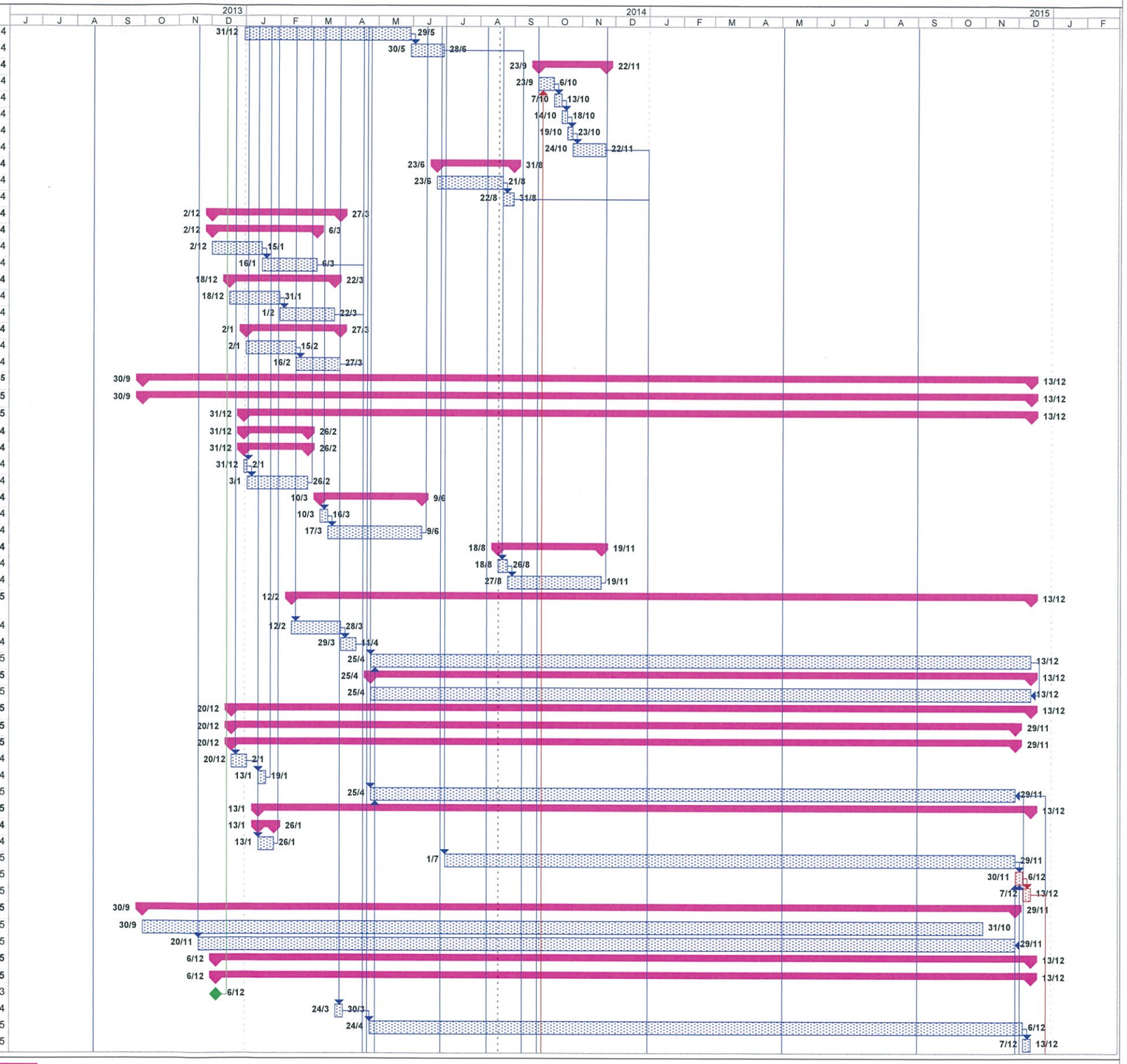

China International Water & Electric Corp.

Task | Critical Task | Milestone | Summary

* Subject to availabity of working windows (ID 199 & 200)

Contract No. CV/2013/04
Dredging Works in Kwai Tsing Container Basin and its Approach Channel
Clause 16 Programme (Version 7)

Date: 18 August 2014

ID	Task Name	Duration	Start	Finish
185	**Dredging Works at Portions A and B**	**465 days**	**Mon 9/6/14**	**Wed 16/9/15**
186	**General seabed**	**450 days**	**Mon 9/6/14**	**Tue 1/9/15**
187	Mobililzation	42 days	Fri 27/6/14	Thu 7/8/14
188	Fabrication of silt curtain	7 days	Mon 9/6/14	Sun 15/6/14
189	Pilot test for silt curtain	2 days	Fri 8/8/14	Sat 9/8/14
190	Monitoring brief for unidentified sonar contacts & masked areas	3 days	Wed 2/7/14	Fri 4/7/14
191	Dredging works 1 (subject to availability of working windows)	30 days	Sun 10/8/14	Mon 8/9/14
192	Dredging works 2 (subject to availability of working windows)	344 days	Tue 23/9/14	Tue 1/9/15
193	**Type 3 Cat Hf Sediment (Portion A)**	**137 days**	**Sun 3/5/15**	**Wed 16/9/15**
194	Procurement and delivery of Geo-container	90 days	Sun 3/5/15	Fri 31/7/15
195	Dredging works	15 days	Wed 2/9/15	Wed 16/9/15
196	**Hot Spot (Portion A)**	**373 days**	**Tue 9/9/14**	**Wed 16/9/15**
197	**Proposal for field trial at Zone Z2C**	**14 days**	**Tue 9/9/14**	**Mon 22/9/14**
198	Field trial at Zone Z2C	14 days	Tue 9/9/14	Mon 22/9/14
199	Dredging works at Z2B *	259 days	Thu 1/1/15	Wed 16/9/15
200	Dredging of hard material *	259 days	Thu 1/1/15	Wed 16/9/15
201	**Dredging Works for Portions C, D and E**	**591 days**	**Fri 18/4/14**	**Sun 29/11/15**
202	**Dredging Works for Portion D**	**258 days**	**Fri 18/4/14**	**Wed 31/12/14**
203	Mobililzation	7 days	Fri 18/4/14	Thu 24/4/14
204	Pilot test of silt curtain	2 days	Fri 25/4/14	Sat 26/4/14
205	Trial dredging	2 days	Fri 25/4/14	Sat 26/4/14
206	Dredging works	249 days	Sun 27/4/14	Wed 31/12/14
207	Dredging Works for Portion E	59 days	Thu 1/1/15	Sat 28/2/15
208	Dredging Works for Portion C	274 days	Sun 1/3/15	Sun 29/11/15
209	**Section 2**	**836 days**	**Fri 30/8/13**	**Sun 13/12/15**
210	**Submission**	**521 days**	**Wed 11/9/13**	**Fri 13/2/15**
211	**Preliminaries (Portion F)**	**521 days**	**Wed 11/9/13**	**Fri 13/2/15**
212	**Engineer Principal Accommodation**	**83 days**	**Wed 11/9/13**	**Mon 2/12/13**
213	Preparation and submisssion of location and layout	0 days	Wed 11/9/13	Wed 11/9/13
214	Approval of location and layout	30 days	Thu 12/9/13	Fri 11/10/13
215	Preparation of calculation	10 days	Sat 12/10/13	Mon 21/10/13
216	Comment and resubmission of calculation	35 days	Tue 22/10/13	Mon 25/11/13
217	Approval of calculation	7 days	Tue 26/11/13	Mon 2/12/13
218	**Outfall Modification Works (Location see Drg No. S202)**	**75 days**	**Mon 1/12/14**	**Fri 13/2/15**
219	**Method statement**	**75 days**	**Mon 1/12/14**	**Fri 13/2/15**
220	Preparation and submission	45 days	Mon 1/12/14	Wed 14/1/15
221	Approval by Mott	30 days	Thu 15/1/15	Fri 13/2/15
222	Approval by DSD	30 days	Thu 15/1/15	Fri 13/2/15
223	**Works**	**836 days**	**Fri 30/8/13**	**Sun 13/12/15**
224	**Preliminaries (Portion F)**	**836 days**	**Fri 30/8/13**	**Sun 13/12/15**
225	Contractor's mobilization	36 days	Fri 30/8/13	Fri 4/10/13
226	Security Guard	0 days	Fri 30/8/13	Fri 30/8/13
227	Temporary electricity power supply	30 days	Fri 30/8/13	Sat 28/9/13
228	Engineer's Initial Temporary Accommodation	14 days	Fri 30/8/13	Thu 12/9/13
229	**Engineer Principal Accommodation**	**177 days**	**Tue 3/12/13**	**Wed 28/5/14**
230	Material ordering and delivery	10 days	Tue 3/12/13	Thu 12/12/13
231	Construction	30 days	Fri 13/12/13	Sat 11/1/14
232	Computer installation	9 days	Fri 3/1/14	Sat 11/1/14
233	Furniture and office equipment	9 days	Fri 3/1/14	Sat 11/1/14
234	Car Park	14 days	Thu 15/5/14	Wed 28/5/14
235	**Outfall Modification Works (Location see Drg No. S202)**	**88 days**	**Thu 17/9/15**	**Sun 13/12/15**
236	Dye test	7 days	Thu 17/9/15	Wed 23/9/15
237	Video filming	7 days	Thu 24/9/15	Wed 30/9/15
238	Dredging works	7 days	Thu 1/10/15	Wed 7/10/15
239	Modification works	60 days	Thu 8/10/15	Sun 6/12/15
240	As-built video submission	7 days	Mon 7/12/15	Sun 13/12/15
241	**Contract Completion Date**	**0 days**	**Sun 13/12/15**	**Sun 13/12/15**

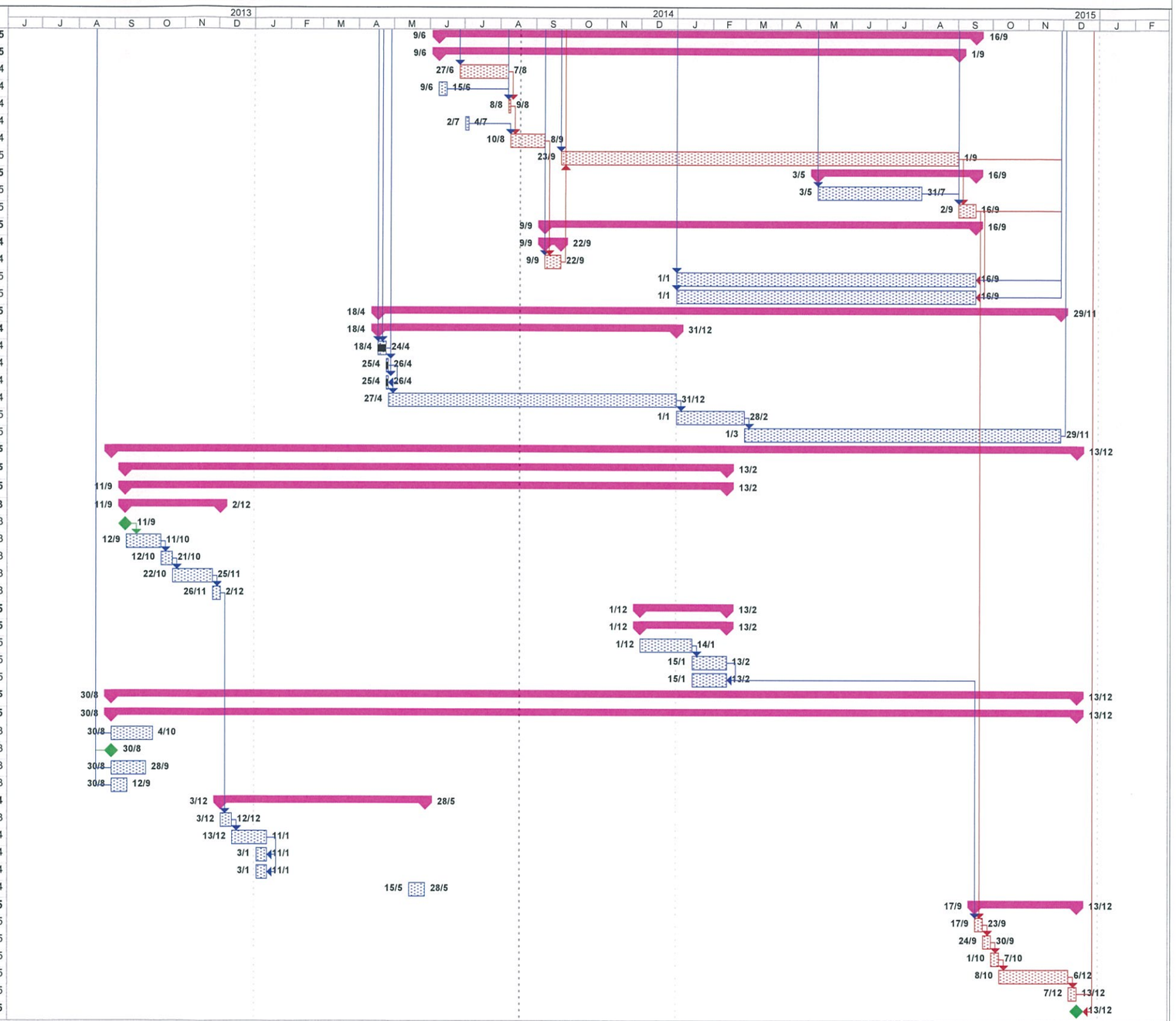

China International Water & Electric Corp.

Task | Critical Task | Milestone | Summary

* Subject to availabity of working windows (ID 199 & 200)

MATERIALAB CONSULTANTS LIMITED
Fugro Development Centre,
5 Lok Yi Street,
17 M.S. Castle Peak Road,
Tai Lam, Tuen Mun, N.T., Hong Kong.
Tel : (852)-24508238
Fax : (852)-24508032
Email : mcl@fugro.com.hk

Appendix C

Action and Limit Levels

The copyright of this document is owned by MateriaLab Consultants Ltd. It may not be reproduced except with prior written approval from the Company.

Action and Limit Levels for Routine Water Quality Montioring

Monitoring Station	DO (mg/L) Surface & Middle		DO (mg/L) Bottom		Turbidity (NTU) Depth Averaged		Suspended Solids (mg/L) Depth-averaged		BOD_5(mg/L) Depth-averaged		*E.coli* (CFU /100mL) Depth-averaged		NH_3-N (mg/L) Depth-averaged		UIA (mg/L) Depth-averaged		Synthetic Detergent as MBAS (mg/L) Depth-averaged		Wet Season TIN (mg/L) Depth Averaged		Dry Season TIN (mg/L) Depth Averaged	
	AL	LL	AL	LL	AL	LL	AL	LL	AL	LL	AL	LL	AL	LL	AL	LL	AL	LL	AL	LL	AL	LL
Seawater Intake																						
SR1 SR4 SR12	2	2	2	2	<10	<10	<10	<10	<10	<10	<20,000	<20,000	<1	<1	0.021	0.021	<5	<5	NA	NA	NA	NA
Fish Culture Zone																						
SR5	5.45	5.39#	5.43	5.27+	6.7 or 120%C*	10.1 or 130%C^	12 or 120%C*	19 or 130%C^	NA	NA	NA	NA	NA	NA	NA	NA	NA	NA	0.45	0.50	0.36	0.39
SR9 SR10 SR11	6.11	6.02#	6.11	6.04+	2.9 or 120%C*	4.8 or 130%C^	9 or 120%C*	18 or 130%C^											0.37	0.49	0.22	0.29
Gazetted Beach																						
SR2 SR3	5.45	5.39#	5.43	5.27+	6.7 or 120%C*	10.1 or 130%C^	12 or 120%C*	19 or 130%C^	NA	NA	NA	NA	0.21 or 120%C*	0.24 or 130%C^	0.021	0.021	NA	NA	NA	NA	NA	NA
Corals																						
SR6 SR7 SR8	6.11	6.02#	6.11	6.04+	2.9 or 120%C*	4.8 or 130%C^	9 or 120%C*	18 or 130%C^	NA	NA	NA	NA	NA	NA	NA	NA	NA	NA	NA	NA	NA	NA
EMSD Cooling Water Intake																						
SR13	5.31	5.22#	5.29	5.12+	13.1 or 120%C*	15.7 or 130%C^	23 or 120%C*	38 or 130%C^	NA	NA	NA	NA	NA	NA	NA	NA	NA	NA	NA	NA	NA	NA

Action and Limit Levels for 24-hr Water Quality Monitoring

Monitoring Station	DO (mg/L) Surface		Turbidity (NTU) Surface		Ammonia-N (mg/L) Surface	
	AL	LL	AL	LL	AL	LL
WSD Seawater Intake						
SR4	2	2	<10	<10	<1	<1
SR12						
Fish Culture Zone						
SR5	5.46	5.39	6.0	7.9	NA	NA
SR9	6.12	5.97	2.8	4.7		
SR10						
SR11						
EMSD Cooling Water Intake						
SR13	5.28	5.22	11.9	13.3	NA	NA

MATERIALAB CONSULTANTS LIMITED
Fugro Development Centre,
5 Lok Yi Street,
17 M.S. Castle Peak Road,
Tai Lam, Tuen Mun, N.T., Hong Kong.
Tel : (852)-24508238
Fax : (852)-24508032
Email : mcl@fugro.com.hk

Appendix D

Copies of Calibration Certificates

The copyright of this document is owned by MateriaLab Consultants Ltd. It may not be reproduced except with prior written approval from the Company.

MATERIALAB CONSULTANTS LIMITED
Fugro Development Centre,
5 Lok Yi Street,
17 M.S. Castle Peak Road,
Tai Lam, Tuen Mun, N.T., Hong Kong.
Tel : (852)-24508238
Fax : (852)-24508032
Email : mcl@fugro.com.hk

Report No.: 0394/13/ED/0192B

Calibration Certificates

Impact Monitoring

The copyright of this document is owned by MateriaLab Consultants Ltd. It may not be reproduced except with prior written approval from the Company.

ALS Technichem (HK) Pty Ltd
11/F, Chung Shun Knitting Centre
1-3 Wing Yip Street
Kwai Chung, N.T., Hong Kong
T: +852 2610 1044
F: +852 2610 2021
www.alsglobal.com

REPORT OF EQUIPMENT PERFORMANCE CHECK/CALIBRATION

CONTACT:	MR VINCENT CHAN	**WORK ORDER:**	HK1421339
CLIENT:	MATERIALAB CONSULTANTS LIMITED	**AMENDMENT NO.:**	1
ADDRESS:	FUGRO DEVELOPMENT CENTRE, 5 LOK YI STREET, 17 M.S. CASTLE PEAK ROAD, TAI LAM, TUEN MUN,	**LABORATORY:**	HONG KONG
		DATE RECEIVED:	07/07/2014
		DATE OF ISSUE:	06/08/2014
PROJECT:	HONG KONG		

COMMENTS

The performance of the equipment stated in this report is checked with independent reference material and results compared against a calibrated secondary source.
The "Tolerance Limit" quoted is the acceptance criteria applicable for similar equipment used by the ALS Hong Kong laboratory or quoted from relevant international standards.
The "Next Calibration Date" is recommended according to best practice principals as practised by the ALS Hong Kong laboratory or quoted from relevant international standards.

Scope of Test:	pH, Turbidity, Salinity and Temperature
Description:	Sonde Environmental Monitoring System
Brand Name:	YSI
Model No.:	6920V2-M
Serial No.:	14A 102901
Equipment No.:	--
Date of Calibration:	10 July, 2014

NOTES

This is the Final Report and supersedes any preliminary report with this batch number.
Results apply to sample(s) as submitted. All pages of this report have been checked and approved for release.

Mr Fung Lim Chee, Richard
General Manager -
Greater China & Hong Kong

This report may not be reproduced except with prior written approval from ALS Technichem (HK) Pty Ltd.

RIGHT SOLUTIONS | RIGHT PARTNER

REPORT OF EQUIPMENT PERFORMANCE CHECK/CALIBRATION

Work Order: HK1421339
Amendment No.: 1
Date of Issue: 06/08/2014
Client: MATERIALAB CONSULTANTS LIMITED

Description: Sonde Environmental Monitoring System
Brand Name: YSI
Model No.: 6920V2-M
Serial No.: 14A 102901
Equipment No.: --
Date of Calibration: 10 July, 2014 Date of next Calibration: 10 October, 2014

Parameters:

pH Value

Method Ref: APHA (21st edition), 4500H:B

Expected Reading (pH Unit)	Displayed Reading (pH Unit)	Tolerance (pH unit)
4.0	3.98	-0.02
7.0	7.08	+0.08
10.0	9.95	-0.05
	Tolerance Limit (pH Unit)	±0.20

Salinity

Method Ref: APHA (21st edition), 2520B

Expected Reading (g/L)	Displayed Reading (g/L)	Tolerance (%)
0	0.09	--
10	9.57	-4.3
20	19.18	-4.1
30	28.08	-6.4
	Tolerance Limit (%)	±10.0

Temperature

Method Ref: Section 6 of International Accreditation New Zealand Technical Guide No. 3 Second edition March 2008: Working Thermometer Calibration Procedure.

Reading of Ref. thermometer (°C)	Displayed Reading (°C)	Tolerance (°C)
10.5	10.21	-0.3
22.0	22.28	+0.3
34.5	34.62	+0.1
	Tolerance Limit (°C)	±2.0

Turbidity

Method Ref: APHA (21st edition), 2130B

Expected Reading (NTU)	Displayed Reading (NTU)	Tolerance (%)
0	0.00	--
4	4.2	+5.0
40	38.3	-4.3
80	78.5	-1.9
400	389.0	-2.8
800	776.2	-3.0
	Tolerance Limit (%)	±10.0

Remark: "Displayed Reading" presents the figures shown on item under calibration / checking regardless of equipment precision or significant figures.

Mr Fung Lim Chee, Richard
General Manager -
Greater China & Hong Kong

ALS Technichem (HK) Pty Ltd
11/F, Chung Shun Knitting Centre
1-3 Wing Yip Street
Kwai Chung, N.T., Hong Kong
T: +852 2610 1044
F: +852 2610 2021
www.alsglobal.com

REPORT OF EQUIPMENT PERFORMANCE CHECK/CALIBRATION

CONTACT:	MR VINCENT CHAN	**WORK ORDER:**	HK1422265
CLIENT:	MATERIALAB CONSULTANTS LIMITED	**LABORATORY:**	HONG KONG
ADDRESS:	FUGRO DEVELOPMENT CENTRE, 5 LOK YI STREET, 17 M.S. CASTLE PEAK ROAD, TAI LAM, TUEN MUN,	**DATE RECEIVED:**	07/07/2014
		DATE OF ISSUE:	21/07/2014
PROJECT:	HONG KONG		

COMMENTS

The performance of the equipment stated in this report is checked with independent reference material and results compared against a calibrated secondary source.
The "Tolerance Limit" quoted is the acceptance criteria applicable for similar equipment used by the ALS Hong Kong laboratory or quoted from relevant international standards.
The "Next Calibration Date" is recommended according to best practice principals as practised by the ALS Hong Kong laboratory or quoted from relevant international standards.

Scope of Test:	Dissolved Oxygen and Temperature
Description:	Sonde Environmental Monitoring System
Brand Name:	YSI
Model No.:	6920V2-M
Serial No.:	14A 102901
Equipment No.:	--
Date of Calibration:	10 July, 2014

NOTES

This is the Final Report and supersedes any preliminary report with this batch number.
Results apply to sample(s) as submitted. All pages of this report have been checked and approved for release.

Mr Fung Lim Chee, Richard
General Manager -
Greater China & Hong Kong

This report may not be reproduced except with prior written approval from ALS Technichem (HK) Pty Ltd.

RIGHT SOLUTIONS | RIGHT PARTNER

REPORT OF EQUIPMENT PERFORMANCE CHECK/CALIBRATION

Work Order: HK1422265
Date of Issue: 21/07/2014
Client: MATERIALAB CONSULTANTS LIMITED

Description: Sonde Environmental Monitoring System
Brand Name: YSI
Model No.: 6920V2-M
Serial No.: 14A 102901
Equipment No.: --
Date of Calibration: 10 July, 2014 Date of next Calibration: 10 October, 2014

Parameters:

Dissolved Oxygen **Method Ref: APHA (21st edition), 4500O: G**

Expected Reading (mg/L)	Displayed Reading (mg/L)	Tolerance (mg/L)
4.21	4.07	-0.14
5.53	5.7	+0.17
7.86	7.73	-0.13
	Tolerance Limit (mg/L)	±0.20

Temperature **Method Ref: Section 6 of International Accreditation New Zealand Technical Guide No. 3 Second edition March 2008: Working Thermometer Calibration Procedure.**

Reading of Ref. thermometer (°C)	Displayed Reading (°C)	Tolerance (°C)
14.5	15.03	+0.5
22.5	22.60	+0.1
32.5	32.62	+0.1
	Tolerance Limit (°C)	±2.0

Remark: "Displayed Reading" presents the figures shown on item under calibration / checking regardless of equipment precision or significant figures.

Mr Fung Lim Chee, Richard
General Manager -
Greater China & Hong Kong

ALS Technichem (HK) Pty Ltd
11/F, Chung Shun Knitting Centre
1-3 Wing Yip Street
Kwai Chung, N.T., Hong Kong
T: +852 2610 1044
F: +852 2610 2021
www.alsglobal.com

REPORT OF EQUIPMENT PERFORMANCE CHECK/CALIBRATION

CONTACT:	MR VINCENT CHAN	**WORK ORDER:**	HK1422255
CLIENT:	MATERIALAB CONSULTANTS LIMITED	**LABORATORY:**	HONG KONG
ADDRESS:	FUGRO DEVELOPMENT CENTRE, 5 LOK YI STREET, 17 M.S. CASTLE PEAK ROAD, TAI LAM, TUEN MUN,	**DATE RECEIVED:**	07/07/2014
		DATE OF ISSUE:	21/07/2014
PROJECT:	HONG KONG		

COMMENTS

The performance of the equipment stated in this report is checked with independent reference material and results compared against a calibrated secondary source.
The "Tolerance Limit" quoted is the acceptance criteria applicable for similar equipment used by the ALS Hong Kong laboratory or quoted from relevant international standards.
The "Next Calibration Date" is recommended according to best practice principals as practised by the ALS Hong Kong laboratory or quoted from relevant international standards.

Scope of Test:	Dissolved Oxygen and Temperature
Description:	Sonde Environmental Monitoring System
Brand Name:	YSI
Model No.:	6920V2-M
Serial No.:	14E 102239
Equipment No.:	--
Date of Calibration:	10 July, 2014

NOTES

This is the Final Report and supersedes any preliminary report with this batch number.
Results apply to sample(s) as submitted. All pages of this report have been checked and approved for release.

Mr Fung Lim Chee, Richard
General Manager -
Greater China & Hong Kong

This report may not be reproduced except with prior written approval from ALS Technichem (HK) Pty Ltd.

RIGHT SOLUTIONS | RIGHT PARTNER

REPORT OF EQUIPMENT PERFORMANCE CHECK/CALIBRATION

Work Order: HK1422255
Date of Issue: 21/07/2014
Client: MATERIALAB CONSULTANTS LIMITED

Description: Sonde Environmental Monitoring System
Brand Name: YSI
Model No.: 6920V2-M
Serial No.: 14E 102239
Equipment No.: --
Date of Calibration: 10 July, 2014 Date of next Calibration: 10 October, 2014

Parameters:

Dissolved Oxygen **Method Ref: APHA (21st edition), 4500O: G**

Expected Reading (mg/L)	Displayed Reading (mg/L)	Tolerance (mg/L)
4.42	4.51	+0.09
5.27	5.34	+0.07
7.84	7.68	-0.16
	Tolerance Limit (mg/L)	±0.20

Temperature **Method Ref: Section 6 of International Accreditation New Zealand Technical Guide No. 3 Second edition March 2008: Working Thermometer Calibration Procedure.**

Reading of Ref. thermometer (°C)	Displayed Reading (°C)	Tolerance (°C)
13.5	13.62	+0.1
27.5	27.80	+0.3
32.5	32.04	-0.5
	Tolerance Limit (°C)	±2.0

Remark: "Displayed Reading" presents the figures shown on item under calibration / checking regardless of equipment precision or significant figures.

Mr Fung Lim Chee, Richard
General Manager -
Greater China & Hong Kong

ALS Technichem (HK) Pty Ltd
11/F, Chung Shun Knitting Centre
1-3 Wing Yip Street
Kwai Chung, N.T., Hong Kong
T: +852 2610 1044
F: +852 2610 2021
www.alsglobal.com

REPORT OF EQUIPMENT PERFORMANCE CHECK/CALIBRATION

CONTACT:	MR VINCENT CHAN	**WORK ORDER:**	HK1421345
CLIENT:	MATERIALAB CONSULTANTS LIMITED	**AMENDMENT NO.:**	2
ADDRESS:	FUGRO DEVELOPMENT CENTRE,	**LABORATORY:**	HONG KONG
	5 LOK YI STREET, 17 M.S. CASTLE PEAK ROAD,	**DATE RECEIVED:**	07/07/2014
	TAI LAM, TUEN MUN,	**DATE OF ISSUE:**	09/08/2014
PROJECT:	HONG KONG		

COMMENTS

The performance of the equipment stated in this report is checked with independent reference material and results compared against a calibrated secondary source.
The "Tolerance Limit" quoted is the acceptance criteria applicable for similar equipment used by the ALS Hong Kong laboratory or quoted from relevant international standards.
The "Next Calibration Date" is recommended according to best practice principals as practised by the ALS Hong Kong laboratory or quoted from relevant international standards.

Scope of Test:	pH, Turbidity and Salinity
Description:	Sonde Environmental Monitoring System
Brand Name:	YSI
Model No.:	6920V2-M
Serial No.:	14E 102239
Equipment No.:	--
Date of Calibration:	10 July, 2014

NOTES

This is the Final Report and supersedes any preliminary report with this batch number.
Results apply to sample(s) as submitted. All pages of this report have been checked and approved for release.

Mr Fung Lim Chee, Richard
General Manager
Greater China & Hong Kong

This report may not be reproduced except with prior written approval from ALS Technichem (HK) Pty Ltd.

REPORT OF EQUIPMENT PERFORMANCE CHECK/CALIBRATION

Work Order: HK1421345
Amendment No.: 2
Date of Issue: 09/08/2014
Client: MATERIALAB CONSULTANTS LIMITED

Description: Sonde Environmental Monitoring System
Brand Name: YSI
Model No.: 6920V2-M
Serial No.: 14E 102239
Equipment No.: --
Date of Calibration: 10 July, 2014 Date of next Calibration: 10 October, 2014

Parameters:

pH Value

Method Ref: APHA (21st edition), 4500H:B

Expected Reading (pH Unit)	Displayed Reading (pH Unit)	Tolerance (pH unit)
4.0	3.98	-0.02
7.0	7.08	+0.08
10.0	9.95	-0.05
	Tolerance Limit (pH Unit)	±0.20

Salinity

Method Ref: APHA (21st edition), 2520B

Expected Reading (g/L)	Displayed Reading (g/L)	Tolerance (%)
0	0.04	--
10	9.97	-0.3
20	20.07	+0.4
30	28.89	-3.7
	Tolerance Limit (%)	±10.0

Turbidity

Method Ref: APHA (21st edition), 2130B

Expected Reading (NTU)	Displayed Reading (NTU)	Tolerance (%)
0	0.00	--
4	4.00	0.0
40	40.9	+2.3
80	80.3	+0.4
400	415.3	+3.8
800	814.7	+1.8
	Tolerance Limit (%)	±10.0

Remark: "Displayed Reading" presents the figures shown on item under calibration / checking regardless of equipment precision or significant figures.

Mr Fung Lim Chee, Richard
General Manager -
Greater China & Hong Kong

FUGRO TECHNICAL SERVICES LIMITED
Fugro Development Centre,
5 Lok Yi Street, Tai Lam,
Tuen Mun, N.T.,
Hong Kong.

Tel : +852 2450 8233
Fax : +852 2450 6138
E-mail : matlab@fugro.com.hk
Website : www.materialab.com.hk

MateriaLab

Report No. : 142626WA141787(2)

Report on Calibration of YSI 6920V2-M Multi-parameter Water Quality Meter

Information Supplied by Client

Client	:	MateriaLab Consultants Limited
Client's address	:	Rm. 23, 25, 7/F, Profit Industrial Building, No. 1-15, Kwai Fung Crescent, Kwai Chung, N.T.
Project	:	CV/2013/04 – Providing Sufficient Water Depth for Kwai Tsing Container Basin and its Approach Channel
Sample description	:	One YSI 6920V2-M Multi-parameter Water Quality Meter
Client sample ID	:	Serial No. 14A102901
Test required Meter	:	Calibration of the YSI 6920V2-M Multi-parameter Water Quality

Laboratory Information

Lab. sample ID	:	WA141787/3
Date sample received	:	03/10/2014
Date of calibration	:	07/10/2014
Next calibration date	:	07/01/2015
Test method used	:	In-house comparison method

Note : This report refers only to the sample(s) tested.

The copyright of this document is owned by Fugro Technical Services Limited. It may not be reproduced except with prior written approval from the Company.

FUGRO TECHNICAL SERVICES LIMITED
Fugro Development Centre,
5 Lok Yi Street, Tai Lam,
Tuen Mun, N.T.,
Hong Kong.
Tel : +852 2450 8233
Fax : +852 2450 6138
E-mail : matlab@fugro.com.hk
Website : www.materialab.com.hk

MaterialLab

Report No. : 142626WA141787(2)

Results :

A. pH calibration

pH reading at 24°C for Q.C. solution(6.86) and at 24°C for Q.C. solution(9.18)		
Theoretical	Measured	Deviation
9.18	9.08	-0.10
6.86	6.88	+0.02

B. Salinity calibration

Salinity, ppt			
Theoretical	Measured	Deviation	Maximum acceptable Deviation
10	10.03	+0.03	± 0.5
20	20.01	+0.01	± 1.0
30	29.99	-0.01	± 1.5
40	40.17	+0.17	± 2.0

C. Dissolved Oxygen calibration

Trial No.	Dissolved oxygen content, mg/L	
	By Titration	By D.O. meter
1	7.97	8.02
2	8.05	8.04
3	7.88	8.03
Average	7.97	8.03

Supervised by : Y. M. Chung

Certified by : _____
Approved Signatory : HO Kin Man, John
Manager – Chemistry Department

Date : 9/10/2014

Note : This report refers only to the sample(s) tested.

The copyright of this document is owned by Fugro Technical Services Limited. It may not be reproduced except with prior written approval from the Company.

FUGRO TECHNICAL SERVICES LIMITED
Fugro Development Centre,
5 Lok Yi Street, Tai Lam,
Tuen Mun, N.T.,
Hong Kong.
Tel : +852 2450 8233
Fax : +852 2450 6138
E-mail : matlab@fugro.com.hk
Website : www.materialab.com.hk

MaterialLab

Report No. : 142626WA141787(2)

D. Temperature calibration

Thermometer reading, °C	Meter reading, °C
23.7	23.56

E. Turbidity calibration

Turbidity, N.T.U.			
Theoretical	Measured	Deviation	Maximum acceptable Deviation
0	0.40	+0.40	± 0.5
4	4.20	+0.20	± 0.6
8	8.10	+0.10	± 0.8
40	39.20	-0.80	± 3.0
80	76.70	-3.30	± 4.0

Supervised by : Y. M. Chung

Certified by :
Approved Signatory : HO Kin Man, John
Manager – Chemistry Department

Date : 9/10/2014

** End of Report **

Note : This report refers only to the sample(s) tested.

The copyright of this document is owned by Fugro Technical Services Limited. It may not be reproduced except with prior written approval from the Company.

FUGRO TECHNICAL SERVICES LIMITED
Fugro Development Centre,
5 Lok Yi Street, Tai Lam,
Tuen Mun, N.T.,
Hong Kong.

Tel : +852 2450 8233
Fax : +852 2450 6138
E-mail : matlab@fugro.com.hk
Website : www.materialab.com.hk

MateriaLab

Report No. : 142626WA141787

Report on Calibration of YSI 6920V2-M Multi-parameter Water Quality Meter

Information Supplied by Client

Client	:	MateriaLab Consultants Limited
Client's address	:	Rm. 23, 25, 7/F, Profit Industrial Building, No. 1-15, Kwai Fung Crescent, Kwai Chung, N.T.
Project	:	CV/2013/04 – Providing Sufficient Water Depth for Kwai Tsing Container Basin and its Approach Channel
Sample description	:	One YSI 6920V2-M Multi-parameter Water Quality Meter
Client sample ID	:	Serial No. 14A102902
Test required	:	Calibration of the YSI 6920V2-M Multi-parameter Water Quality Meter

Laboratory Information

Lab. sample ID	:	WA141787/3
Date sample received	:	03/10/2014
Date of calibration	:	07/10/2014
Next calibration date	:	07/01/2015
Test method used	:	In-house comparison method

Note : This report refers only to the sample(s) tested.

The copyright of this document is owned by Fugro Technical Services Limited. It may not be reproduced except with prior written approval from the Company.

FUGRO TECHNICAL SERVICES LIMITED
Fugro Development Centre,
5 Lok Yi Street, Tai Lam,
Tuen Mun, N.T.,
Hong Kong.
Tel : +852 2450 8233
Fax : +852 2450 6138
E-mail : matlab@fugro.com.hk
Website : www.materialab.com.hk

MaterialLab

Report No. : 142626WA141787

Results :

A. pH calibration

pH reading at 24°C for Q.C. solution(6.86) and at 24°C for Q.C. solution(9.18)		
Theoretical	Measured	Deviation
9.18	9.08	-0.10
6.86	6.88	+0.02

B. Salinity calibration

Salinity, ppt			
Theoretical	Measured	Deviation	Maximum acceptable Deviation
10	10.03	+0.03	± 0.5
20	20.01	+0.01	± 1.0
30	29.99	-0.01	± 1.5
40	40.17	+0.17	± 2.0

C. Dissolved Oxygen calibration

Trial No.	Dissolved oxygen content, mg/L	
	By Titration	By D.O. meter
1	8.25	8.06
2	7.92	8.05
3	8.05	8.05
Average	8.07	8.05

Supervised by : Y. M. Chung

Certified by :
Approved Signatory : HO Kin Man, John
Manager – Chemistry Department

Date : 9/10/2014

Note : This report refers only to the sample(s) tested.

The copyright of this document is owned by Fugro Technical Services Limited. It may not be reproduced except with prior written approval from the Company.

FUGRO TECHNICAL SERVICES LIMITED
Fugro Development Centre,
5 Lok Yi Street, Tai Lam,
Tuen Mun, N.T.,
Hong Kong.
Tel : +852 2450 8233
Fax : +852 2450 6138
E-mail : matlab@fugro.com.hk
Website : www.materialab.com.hk

MaterialLab

Report No. : 142626WA141787

D. Temperature calibration

Thermometer reading, °C	Meter reading, °C
24.3	24.31

E. Turbidity calibration

Turbidity, N.T.U.			
Theoretical	Measured	Deviation	Maximum acceptable Deviation
0	-0.80	-0.80	± 0.8
4	4.4	+0.40	± 0.9
8	7.1	-0.90	± 1.0
40	43.7	+3.70	± 4.0
80	85.5	+5.50	± 6.0

Supervised by : Y. M. Chung

Certified by :
Approved Signatory : HO Kin Man, John
Manager – Chemistry Department

Date : 9/10/2014

** End of Report **

Note : This report refers only to the sample(s) tested.

The copyright of this document is owned by Fugro Technical Services Limited. It may not be reproduced except with prior written approval from the Company.

MATERIALAB CONSULTANTS LIMITED
Fugro Development Centre,
5 Lok Yi Street,
17 M.S. Castle Peak Road,
Tai Lam, Tuen Mun, N.T., Hong Kong.
Tel : (852)-24508238
Fax : (852)-24508032
Email : mcl@fugro.com.hk

MaterialLab

Photometer Check Log

Calibration Date:	15 - 9 - 2014		
Parameter:	NO_3 - N		
Check Solution ID:	0.4 mg/L NO_3 - N		
Check Solution Prepared by:	Fugro Technical Services		
Check Solution Concentration (mg/L):	0.4 mg N/L		
Equipment (Brand & Model, Equipment No.):	HACH DR900 W-9	HACH DR900 W-10	HACH DR900 W-11
Concentration Reading on Photometer:	0.424	0.421	0.428
Next Calibration Date:	15 - 10 - 2014		

Prepared by: _____

Date: 15 - 9 - 2014

Checked by: _____

Date: 16/9/2014

The copyright of this document is owned by MaterialLab Consultants Ltd. It may not be reproduced except with prior written approval from the Company.

MATERIALAB CONSULTANTS LIMITED
Fugro Development Centre,
5 Lok Yi Street,
17 M.S. Castle Peak Road,
Tai Lam, Tuen Mun, N.T., Hong Kong.
Tel : (852)-24508238
Fax : (852)-24508032
Email : mcl@fugro.com.hk

MaterialLab

Photometer Check Log

Calibration Date:	15 - 9 - 2014		
Parameter:	NO_2-N		
Check Solution ID:	0.2 mg/L NO_2-N		
Check Solution Prepared by:	Fugro Technical Services		
Check Solution Concentration (mg/L):	0.2 mg N/L		
Equipment (Brand & Model, Equipment No.):	Lovibond MD600 W-20	Lovibond MD600 W-21	
Concentration Reading on Photometer:	0.19	0.19	
Next Calibration Date:	15 - 10 - 2014		

Prepared by: _____

Date: 15/9/2014

Checked by: _____

Date: 16/9/2014

The copyright of this document is owned by MaterialLab Consultants Ltd. It may not be reproduced except with prior written approval from the Company.

MATERIALAB CONSULTANTS LIMITED
Fugro Development Centre,
5 Lok Yi Street,
17 M.S. Castle Peak Road,
Tai Lam, Tuen Mun, N.T., Hong Kong.
Tel : (852)-24508238
Fax : (852)-24508032
Email : mcl@fugro.com.hk

MaterialLab

Photometer Check Log

Calibration Date:	15 - 9 - 2014		
Parameter:	NH_3-N		
Check Solution ID:	0.2 mg/L NH_3-N		
Check Solution Prepared by:	Fugro Technical Services		
Check Solution Concentration (mg/L):	0.2 mg N/L		
Equipment (Brand & Model, Equipment No.):	Lovibond MD 600 W-20	Lovibond MD 600 W-21	
Concentration Reading on Photometer:	0.19	0.20	
Next Calibration Date:	15 - 10 - 2014		

Prepared by: _____

Date: 15 - 9 - 2014

Checked by: _____

Date: 16/9/2014

The copyright of this document is owned by MaterialLab Consultants Ltd. It may not be reproduced except with prior written approval from the Company.

MATERIALAB CONSULTANTS LIMITED
Fugro Development Centre,
5 Lok Yi Street,
17 M.S. Castle Peak Road,
Tai Lam, Tuen Mun, N.T., Hong Kong.
Tel : (852)-24508238
Fax : (852)-24508032
Email : mcl@fugro.com.hk

MaterialLab

Photometer Check Log

Calibration Date:	15-10-2014		
Parameter:	NO_3-N		
Check Solution ID:	0.4 mg/L NO_3-N		
Check Solution Prepared by:	Fugro Technical Services		
Check Solution Concentration (mg/L):	0.4 mg N/L		
Equipment (Brand & Model, Equipment No.):	HACH DR900 W-9	HACH DR900 W-10	HACH DR900 W-11
Concentration Reading on Photometer:	0.378	0.380	0.369
Next Calibration Date:	15-11-2014		

Prepared by: _____

Date: 15-10-2014

Checked by: _____

Date: 15-10-2014

The copyright of this document is owned by MaterialLab Consultants Ltd. It may not be reproduced except with prior written approval from the Company.

MATERIALAB CONSULTANTS LIMITED
Fugro Development Centre,
5 Lok Yi Street,
17 M.S. Castle Peak Road,
Tai Lam, Tuen Mun, N.T., Hong Kong.
Tel : (852)-24508238
Fax : (852)-24508032
Email : mcl@fugro.com.hk

MaterialLab

Photometer Check Log

Calibration Date:	15-10-2014		
Parameter:	NO_2-N		
Check Solution ID:	0.2 mg/L NO_2-N		
Check Solution Prepared by:	Fugro Technical Services		
Check Solution Concentration (mg/L):	0.2 mg N/L		
Equipment (Brand & Model, Equipment No.):	Lovibond MD 600 W-20	Lovibond MD 600 W-21	
Concentration Reading on Photometer:	0.18	0.18	
Next Calibration Date:	15-11-2014		

Prepared by: _____
Date: 15-10-2014

Checked by: _____
Date: 15-10-2014

The copyright of this document is owned by MaterialLab Consultants Ltd. It may not be reproduced except with prior written approval from the Company.

MATERIALAB CONSULTANTS LIMITED
Fugro Development Centre,
5 Lok Yi Street,
17 M.S. Castle Peak Road,
Tai Lam, Tuen Mun, N.T., Hong Kong.
Tel : (852)-24508238
Fax : (852)-24508032
Email : mcl@fugro.com.hk

MaterialLab

Photometer Check Log

Calibration Date:	15-10-2014		
Parameter:	NH_3-N		
Check Solution ID:	0.2 mg/L NH_3-N		
Check Solution Prepared by:	Fugro Technical Services		
Check Solution Concentration (mg/L):	0.2 mg N/L		
Equipment (Brand & Model, Equipment No.):	Lovibond MD 600 N-20	Lovibond MD 600 N-21	
Concentration Reading on Photometer:	0.19	0.21	
Next Calibration Date:	15-11-2014		

Prepared by: _____

Date: 15-10-2014

Checked by: _____

Date: 15-10-2014

The copyright of this document is owned by MaterialLab Consultants Ltd. It may not be reproduced except with prior written approval from the Company.

MATERIALAB CONSULTANTS LIMITED
Fugro Development Centre,
5 Lok Yi Street,
17 M.S. Castle Peak Road,
Tai Lam, Tuen Mun, N.T., Hong Kong.
Tel : (852)-24508238
Fax : (852)-24508032
Email : mcl@fugro.com.hk

Report No.: 0394/13/ED/0192B

Calibration Certificate

24-hr Monitoring

The copyright of this document is owned by MateriaLab Consultants Ltd. It may not be reproduced except with prior written approval from the Company.

FUGRO TECHNICAL SERVICES LIMITED
Fugro Development Centre,
5 Lok Yi Street, Tai Lam,
Tuen Mun, N.T.,
Hong Kong.

Tel : +852 2450 8233
Fax : +852 2450 6138
E-mail : matlab@fugro.com.hk
Website : www.materialab.com.hk

MateriaLab

Report No. : 142626WA141650

Report on Calibration of YSI 6920V2-M Multi-parameter Water Quality Meter

Information Supplied by Client

Client	:	MateriaLab Consultants Limited
Client's address	:	Rm. 23, 25, 7/F, Profit Industrial Building, No. 1-15, Kwai Fung Crescent, Kwai Chung, N.T.
Project	:	CV/2013/04 – Providing Sufficient Water Depth for Kwai Tsing Container Basin and its Approach Channel
Sample description	:	One YSI 6920V2-M Multi-parameter Water Quality Meter
Client sample ID	:	Serial No. 14A102898
Test required	:	Calibration of the YSI 6920V2-M Multi-parameter Water Quality Meter

Laboratory Information

Lab. sample ID	:	WA141650/1
Date sample received	:	12/09/2014
Date of calibration	:	23/09/2014
Next calibration date	:	23/12/2014
Test method used	:	In-house comparison method

Note : This report refers only to the sample(s) tested.

The copyright of this document is owned by Fugro Technical Services Limited. It may not be reproduced except with prior written approval from the Company.

FUGRO TECHNICAL SERVICES LIMITED
Fugro Development Centre,
5 Lok Yi Street, Tai Lam,
Tuen Mun, N.T.,
Hong Kong.
Tel : +852 2450 8233
Fax : +852 2450 6138
E-mail : matlab@fugro.com.hk
Website : www.materialab.com.hk

MateriaLab

Report No. : 142626WA141650

Results :

A. Dissolved Oxygen calibration

Trial No.	Dissolved oxygen content, mg/L	
	By Titration	By D.O. meter
1	8.16	8.18
2	8.01	8.21
3	7.80	7.93
Average	7.99	8.11

B. Temperature calibration

Thermometer reading, °C	Meter reading, °C
23.7	23.4

C. Turbidity calibration

Turbidity, N.T.U.			
Theoretical	Measured	Deviation	Maximum acceptable Deviation
0	0.80	+0.80	± 0.8
4	4.50	+0.50	± 0.5
8	8.10	+0.10	± 0.8
40	40.80	+0.80	± 2.5
80	82.60	+2.60	± 4.0

Supervised by : Y. M. Chung

Certified by : _____
Approved Signatory : HO Kin Man, John
Manager – Chemistry Department

Date : 25/9/2014

** End of Report **

Note : This report refers only to the sample(s) tested.

The copyright of this document is owned by Fugro Technical Services Limited. It may not be reproduced except with prior written approval from the Company.

FUGRO TECHNICAL SERVICES LIMITED
Fugro Development Centre,
5 Lok Yi Street, Tai Lam,
Tuen Mun, N.T.,
Hong Kong.

Tel : +852 2450 8233
Fax : +852 2450 6138
E-mail : matlab@fugro.com.hk
Website : www.materialab.com.hk

MateriaLab

Report No. : 142626WA141563

Report on Calibration of YSI 6920V2-M Multi-parameter Water Quality Meter

Information Supplied by Client

Client	:	MateriaLab Consultants Limited
Client's address	:	Rm. 23, 25, 7/F, Profit Industrial Building, No. 1-15, Kwai Fung Crescent, Kwai Chung, N.T.
Project	:	CV/2013/04 – Providing Sufficient Water Depth for Kwai Tsing Container Basin and its Approach Channel
Sample description	:	One YSI 6920V2-M Multi-parameter Water Quality Meter
Client sample ID	:	Serial No. 14A102899
Test required	:	Calibration of the YSI 6920V2-M Multi-parameter Water Quality Meter

Laboratory Information

Lab. sample ID	:	WA141563/1
Date sample received	:	26/08/2014
Date of calibration	:	28/08/2014
Next calibration date	:	28/11/2014
Test method used	:	In-house comparison method

Note : This report refers only to the sample(s) tested.

The copyright of this document is owned by Fugro Technical Services Limited. It may not be reproduced except with prior written approval from the Company.

FUGRO TECHNICAL SERVICES LIMITED
Fugro Development Centre,
5 Lok Yi Street, Tai Lam,
Tuen Mun, N.T.,
Hong Kong.

Tel : +852 2450 8233
Fax : +852 2450 6138
E-mail : matlab@fugro.com.hk
Website : www.materialab.com.hk

MateriaLab

Report No. : 142626WA141563

Results :

A. Dissolved Oxygen calibration

Trial No.	Dissolved oxygen content, mg/L	
	By Titration	By D.O. meter
1	7.61	7.72
2	7.55	7.73
3	7.55	7.80
Average	7.57	7.75

B. Temperature calibration

Thermometer reading, °C	Meter reading, °C
24.0	24.0

C. Turbidity calibration

Turbidity, N.T.U.			
Theoretical	Measured	Deviation	Maximum acceptable Deviation
0	-0.3	-0.3	± 0.3
4	3.50	-0.50	± 0.5
8	8.00	0.00	± 0.8
40	42.20	+2.20	± 2.5
80	82.80	+2.80	± 4.0

Supervised by : Y. M. Chung

Certified by : _____
Approved Signatory : CHUNG Yam Ming, Henry
Assistant Manager – Water Quality Laboratory

Date : 16/9/14

** End of Report **

Note : This report refers only to the sample(s) tested.

The copyright of this document is owned by Fugro Technical Services Limited. It may not be reproduced except with prior written approval from the Company.

FUGRO TECHNICAL SERVICES LIMITED
Fugro Development Centre,
5 Lok Yi Street, Tai Lam,
Tuen Mun, N.T.,
Hong Kong.

Tel : +852 2450 8233
Fax : +852 2450 6138
E-mail : matlab@fugro.com.hk
Website : www.materialab.com.hk

MateriaLab

Report No. : 142626WA141563(1)

Report on Calibration of YSI 6920V2-M Multi-parameter Water Quality Meter

Information Supplied by Client

Client	:	MateriaLab Consultants Limited
Client's address	:	Rm. 23, 25, 7/F, Profit Industrial Building, No. 1-15, Kwai Fung Crescent, Kwai Chung, N.T.
Project	:	CV/2013/04 – Providing Sufficient Water Depth for Kwai Tsing Container Basin and its Approach Channel
Sample description	:	One YSI 6920V2-M Multi-parameter Water Quality Meter
Client sample ID	:	Serial No. 14A102900
Test required	:	Calibration of the YSI 6920V2-M Multi-parameter Water Quality Meter

Laboratory Information

Lab. sample ID	:	WA141563/2
Date sample received	:	26/08/2014
Date of calibration	:	28/08/2014
Next calibration date	:	28/11/2014
Test method used	:	In-house comparison method

Note : This report refers only to the sample(s) tested.

The copyright of this document is owned by Fugro Technical Services Limited. It may not be reproduced except with prior written approval from the Company.

FUGRO TECHNICAL SERVICES LIMITED
Fugro Development Centre,
5 Lok Yi Street, Tai Lam,
Tuen Mun, N.T.,
Hong Kong.

Tel : +852 2450 8233
Fax : +852 2450 6138
E-mail : matlab@fugro.com.hk
Website : www.materialab.com.hk

MateriaLab

Report No. : 142626WA141563(1)

Results :

A. Dissolved Oxygen calibration

Trial No.	Dissolved oxygen content, mg/L	
	By Titration	By D.O. meter
1	7.88	7.81
2	7.79	7.83
3	7.83	7.82
Average	7.83	7.82

B. Temperature calibration

Thermometer reading, °C	Meter reading, °C
24.0	24.1

C. Turbidity calibration

Turbidity, N.T.U.			
Theoretical	Measured	Deviation	Maximum acceptable Deviation
0	-0.8	-0.8	± 0.8
4	3.40	-0.60	± 1.0
8	7.20	-0.80	± 1.2
40	39.80	-0.20	± 2.0
80	80.20	+0.20	± 4.0

Supervised by : Y. M. Chung

Certified by : _____
Approved Signatory : CHUNG Yam Ming, Henry
Assistant Manager – Water Quality Laboratory

Date : 16/9/14

** End of Report **

Note : This report refers only to the sample(s) tested.

The copyright of this document is owned by Fugro Technical Services Limited. It may not be reproduced except with prior written approval from the Company.

FUGRO TECHNICAL SERVICES LIMITED
Fugro Development Centre,
5 Lok Yi Street, Tai Lam,
Tuen Mun, N.T.,
Hong Kong.

Tel : +852 2450 8233
Fax : +852 2450 6138
E-mail : matlab@fugro.com.hk
Website : www.materialab.com.hk

MateriaLab

Report No. : 142626WA141650(1)

Report on Calibration of YSI 6920V2-M Multi-parameter Water Quality Meter

Information Supplied by Client

Client	:	MateriaLab Consultants Limited
Client's address	:	Rm. 23, 25, 7/F, Profit Industrial Building, No. 1-15, Kwai Fung Crescent, Kwai Chung, N.T.
Project	:	CV/2013/04 – Providing Sufficient Water Depth for Kwai Tsing Container Basin and its Approach Channel
Sample description	:	One YSI 6920V2-M Multi-parameter Water Quality Meter
Client sample ID	:	Serial No. 14A102903
Test required	:	Calibration of the YSI 6920V2-M Multi-parameter Water Quality Meter

Laboratory Information

Lab. sample ID	:	WA141650/2
Date sample received	:	12/09/2014
Date of calibration	:	23/09/2014
Next calibration date	:	23/12/2014
Test method used	:	In-house comparison method

Note : This report refers only to the sample(s) tested.

The copyright of this document is owned by Fugro Technical Services Limited. It may not be reproduced except with prior written approval from the Company.

FUGRO TECHNICAL SERVICES LIMITED
Fugro Development Centre,
5 Lok Yi Street, Tai Lam,
Tuen Mun, N.T.,
Hong Kong.

Tel : +852 2450 8233
Fax : +852 2450 6138
E-mail : matlab@fugro.com.hk
Website : www.materialab.com.hk

MaterialLab

Report No. : 142626WA141650(1)

Results :

A. Dissolved Oxygen calibration

Trial No.	Dissolved oxygen content, mg/L	
	By Titration	By D.O. meter
1	7.84	8.02
2	7.97	7.88
3	7.97	7.99
Average	7.93	7.96

B. Temperature calibration

Thermometer reading, °C	Meter reading, °C
23.4	23.6

C. Turbidity calibration

Turbidity, N.T.U.			
Theoretical	Measured	Deviation	Maximum acceptable Deviation
0	0.50	+0.50	± 0.5
4	4.10	+0.10	± 0.6
8	7.10	+0.10	± 0.8
40	37.20	-2.80	± 3.0
80	78.00	-2.00	± 4.0

Supervised by : Y. M. Chung

Certified by : _____
Approved Signatory : HO Kin Man, John
Manager – Chemistry Department

Date : 25/9/2014

** End of Report **

Note : This report refers only to the sample(s) tested.

The copyright of this document is owned by Fugro Technical Services Limited. It may not be reproduced except with prior written approval from the Company.

FUGRO TECHNICAL SERVICES LIMITED
Fugro Development Centre,
5 Lok Yi Street, Tai Lam,
Tuen Mun, N.T.,
Hong Kong.

Tel : +852 2450 8233
Fax : +852 2450 6138
E-mail : matlab@fugro.com.hk
Website : www.materialab.com.hk

Report No. : 142626WA141377

Report on Calibration of YSI 6920V2-M Multi-parameter Water Quality Meter

Information Supplied by Client

Client	:	Materialab Consultant Limited
Client's address	:	Rm. 23-25, 7/F, Profit Industrial Building, No. 1-15, Kwai Fung Crescent, Kwai Chung, N.T.
Project	:	CV/2013/04 – Providing Sufficient Water Depth for Kwai Tsing Container Basin and its Approach Channel
Sample description	:	One YSI 6920V2-M Multi-parameter Water Quality Meter
Client sample ID	:	Serial No. 14A102906
Test required	:	Calibration of the YSI 6920V2-M Multi-parameter Water Quality Meter

Laboratory Information

Lab. sample ID	:	WA141377/1
Date sample received	:	29/07/2014
Date of calibration	:	30/07/2014
Next calibration date	:	30/10/2014
Test method used	:	In-house comparison method

Note : This report refers only to the sample(s) tested.

The copyright of this document is owned by Fugro Technical Services Limited. It may not be reproduced except with prior written approval from the Company.

FUGRO TECHNICAL SERVICES LIMITED
Fugro Development Centre,
5 Lok Yi Street, Tai Lam,
Tuen Mun, N.T.,
Hong Kong.

Tel : +852 2450 8233
Fax : +852 2450 6138
E-mail : matlab@fugro.com.hk
Website : www.materialab.com.hk

MaterialLab

Report No. : 142626WA141377

Results :

A. Dissolved Oxygen calibration

Trial No.	Dissolved oxygen content, mg/L	
	By Titration	By D.O. meter
1	7.64	7.89
2	7.80	7.81
3	7.68	7.86
Average	7.71	7.85

B. Temperature calibration

Thermometer reading, °C	Meter reading, °C
25.0	25.0

C. Turbidity calibration

Turbidity, N.T.U.			
Theoretical	Measured	Deviation	Maximum acceptable Deviation
0	0.00	0.00	± 0.0
4	3.70	-0.30	± 0.4
8	8.50	+0.50	± 0.8
40	38.10	-1.90	± 2.0
80	80.00	0.00	± 4.0

Supervised by : Y. M. Chung

Certified by : _____
Approved Signatory : HO Kin Man, John
Manager – Chemistry Department

Date : 5/8/2014

** End of Report **

Note : This report refers only to the sample(s) tested.

The copyright of this document is owned by Fugro Technical Services Limited. It may not be reproduced except with prior written approval from the Company.

FUGRO TECHNICAL SERVICES LIMITED
Fugro Development Centre,
5 Lok Yi Street, Tai Lam,
Tuen Mun, N.T.,
Hong Kong.

Tel : +852 2450 8233
Fax : +852 2450 6138
E-mail : matlab@fugro.com.hk
Website : www.materialab.com.hk

MateriaLab

Report No. : 142626WA141457

Report on Calibration of YSI 6920V2-M Multi-parameter Water Quality Meter

Information Supplied by Client

Client	:	Materialab Consultant Limited
Client's address	:	Rm. 23, 25, 7/F, Profit Industrial Building, No. 1-15, Kwai Fung Crescent, Kwai Chung, N.T.
Project	:	CV/2013/04 – Providing Sufficient Water Depth for Kwai Tsing Container Basin and its Approach Channel
Sample description	:	One YSI 6920V2-M Multi-parameter Water Quality Meter
Client sample ID	:	Serial No. 14A102907
Test required Meter	:	Calibration of the YSI 6920V2-M Multi-parameter Water Quality

Laboratory Information

Lab. sample ID	:	WA141457/1
Date sample received	:	13/08/2014
Date of calibration	:	15/08/2014
Next calibration date	:	15/11/2014
Test method used	:	In-house comparison method

Note : This report refers only to the sample(s) tested.

The copyright of this document is owned by Fugro Technical Services Limited. It may not be reproduced except with prior written approval from the Company.

FUGRO TECHNICAL SERVICES LIMITED
Fugro Development Centre,
5 Lok Yi Street, Tai Lam,
Tuen Mun, N.T.,
Hong Kong.

Tel : +852 2450 8233
Fax : +852 2450 6138
E-mail : matlab@fugro.com.hk
Website : www.materialab.com.hk

MateriaLab

Report No. : 142626WA141457

Results :

A. Dissolved Oxygen calibration

Trial No.	Dissolved oxygen content, mg/L	
	By Titration	By D.O. meter
1	7.68	7.80
2	7.68	7.80
3	7.41	7.75
Average	7.59	7.78

B. Temperature calibration

Thermometer reading, °C	Meter reading, °C
24.6	24.5

C. Turbidity calibration

Turbidity, N.T.U.			
Theoretical	Measured	Deviation	Maximum acceptable Deviation
1	1.00	0.00	± 0.0
4	4.30	+0.30	± 0.4
8	8.00	0.00	± 0.8
40	40.60	+0.60	± 2.0
80	82.20	+2.20	± 4.0

Supervised by : Y. M. Chung

Certified by :
Approved Signatory : CHUNG Yam Ming, Henry
Assistant Manager – Water Quality Laboratory

Date : 29/8/14

** End of Report **

Note : This report refers only to the sample(s) tested.

The copyright of this document is owned by Fugro Technical Services Limited. It may not be reproduced except with prior written approval from the Company.

FUGRO TECHNICAL SERVICES LIMITED
Fugro Development Centre,
5 Lok Yi Street, Tai Lam,
Tuen Mun, N.T.,
Hong Kong.

Tel : +852 2450 8233
Fax : +852 2450 6138
E-mail : matlab@fugro.com.hk
Website : www.materialab.com.hk

MateriaLab

Report No. : 142626WA141457(1)

Report on Calibration of YSI 6920V2-M Multi-parameter Water Quality Meter

Information Supplied by Client

Client	:	Materialab Consultant Limited
Client's address	:	Rm. 23, 25, 7/F, Profit Industrial Building, No. 1-15, Kwai Fung Crescent, Kwai Chung, N.T.
Project	:	CV/2013/04 – Providing Sufficient Water Depth for Kwai Tsing Container Basin and its Approach Channel
Sample description	:	One YSI 6920V2-M Multi-parameter Water Quality Meter
Client sample ID	:	Serial No. 14A102908
Test required Meter	:	Calibration of the YSI 6920V2-M Multi-parameter Water Quality

Laboratory Information

Lab. sample ID	:	WA141457/2
Date sample received	:	15/08/2014
Date of calibration	:	15/08/2014
Next calibration date	:	15/11/2014
Test method used	:	In-house comparison method

Note : This report refers only to the sample(s) tested.

The copyright of this document is owned by Fugro Technical Services Limited. It may not be reproduced except with prior written approval from the Company.

FUGRO TECHNICAL SERVICES LIMITED
Fugro Development Centre,
5 Lok Yi Street, Tai Lam,
Tuen Mun, N.T.,
Hong Kong.

Tel : +852 2450 8233
Fax : +852 2450 6138
E-mail : matlab@fugro.com.hk
Website : www.materialab.com.hk

MateriaLab

Report No. : 142626WA141457(1)

Results :

A. Dissolved Oxygen calibration

Trial No.	Dissolved oxygen content, mg/L	
	By Titration	By D.O. meter
1	7.88	7.90
2	7.61	7.84
3	7.58	7.81
Average	7.69	7.85

B. Temperature calibration

Thermometer reading, °C	Meter reading, °C
24.6	24.1

C. Turbidity calibration

Turbidity, N.T.U.			
Theoretical	Measured	Deviation	Maximum acceptable Deviation
0	0.20	+0.20	± 0.2
4	3.50	-0.50	± 0.5
8	8.23	+0.23	± 0.8
40	40.80	+0.80	± 2.0
80	81.20	+1.20	± 4.0

Supervised by : Y. M. Chung

Certified by :
Approved Signatory : CHUNG Yam Ming, Henry
Assistant Manager – Water Quality Laboratory

Date : 29/8/14

** End of Report **

Note : This report refers only to the sample(s) tested.

The copyright of this document is owned by Fugro Technical Services Limited. It may not be reproduced except with prior written approval from the Company.

MATERIALAB CONSULTANTS LIMITED
Fugro Development Centre,
5 Lok Yi Street,
17 M.S. Castle Peak Road,
Tai Lam, Tuen Mun, N.T., Hong Kong.
Tel : (852)-24508238
Fax : (852)-24508032
Email : mcl@fugro.com.hk

Instrument Number: M1/140702/1365 (SR12)

Onsite Calibration Checking of Micromac 1000

Date	Time	ODS	ODE	Reading of 1ppm NH3-N checking standard (ppm)	Next Checking Date	Calibrated by
4/8/2014	11:54	0.007	0.298	0.97	18/8/2014	Cyrus
8/8/2014	12:02	0.013	0.295	1.03	22/8/2014	Cyrus
13/8/2014	12:03	0.016	0.277	1.01	27/8/2014	Cyrus
18/8/2014	11:47	0.017	0.205	1.01	1/9/2014	Cyrus
22/8/2014	11:42	0.004	0.151	0.99	5/9/2014	Cyrus
27/8/2014	11:27	0.000	0.121	1.02	10/9/2014	Andy
1/9/2014	10:52	0.000	0.110	1.00	15/9/2014	Cyrus
5/9/2014	11:25	0.002	0.095	0.98	19/9/2014	Cyrus
10/9/2014	11:33	0.002	0.089	1.05	24/9/2014	Cyrus
15/9/2014	11:36	0.000	0.089	0.98	29/9/2014	Cyrus
19/9/2014	13:48	0.000	0.068	1.02	3/10/2014	Cyrus
24/9/2014	12:39	0.000	0.075	1.01	8/10/2014	Cyrus
29/9/2014	11:56	0.000	0.070	0.97	13/10/2014	Cyrus
3/10/2014	11:57	0.000	0.059	0.98	17/10/2014	Andy
8/10/2014	11:32	0.004	0.042	0.98	22/10/2014	Cyrus
13/10/2014	11:57	0.000	0.067	0.95	27/10/2014	Cyrus
17/10/2014	13:42	0.001	0.062	1.04	31/10/2014	Cyrus
22/10/2014	14:13	0.000	0.059	1.06	5/11/2014	Man
27/10/2014	13:11	0.000	0.055	1.00	10/11/2014	Man
31/10/2014	13:52	0.000	0.054	0.91	14/11/2014	Man

Checked by: _____
Date: 5/11/2014.

The copyright of this document is owned by MateriaLab Consultants Ltd. It may not be reproduced except with prior written approval from the Company.

MATERIALAB CONSULTANTS LIMITED
Fugro Development Centre,
5 Lok Yi Street,
17 M.S. Castle Peak Road,
Tai Lam, Tuen Mun, N.T., Hong Kong.
Tel : (852)-24508238
Fax : (852)-24508032
Email : mcl@fugro.com.hk

MaterialLab

Instrument Number: M1/140701/1365 (SR4)

Onsite Calibration Checking of Micromac 1000

Date	Time	ODS	ODE	Reading of 1ppm NH3-N checking standard (ppm)	Next Checking Date	Calibrated by
13/8/2014	10:37	0.000	0.082	1.02	27/8/2014	Cyrus
18/8/2014	10:09	0.000	0.073	1.03	1/9/2014	Cyrus
22/8/2014	10:30	0.000	0.071	1.05	5/9/2014	Cyrus
27/8/2014	10:12	0.000	0.074	1.03	10/9/2014	Andy
1/9/2014	13:27	0.000	0.067	1.08	15/9/2014	Cyrus
5/9/2014	10:21	0.000	0.050	1.07	19/9/2014	Cyrus
10/9/2014	10:47	0.000	0.060	1.05	24/9/2014	Cyrus
15/9/2014	10:23	0.000	0.059	0.99	29/9/2014	Cyrus
19/9/2014	10:47	0.000	0.057	1.03	3/10/2014	Yin
24/9/2014	10:41	0.000	0.052	1.02	8/10/2014	Cyrus
29/9/2014	10:43	0.000	0.043	1.07	13/10/2014	Cyrus
3/10/2014	14:23	0.000	0.049	1.01	17/10/2014	Cyrus
8/10/2014	14:30	0.000	0.048	1.03	22/10/2014	Cyrus
13/10/2014	10:37	0.000	0.056	1.01	27/10/2014	Man
17/10/2014	11:47	0.000	0.049	0.98	31/10/2014	Man
22/10/2014	09:59	0.000	0.049	1.05	5/11/2014	Man
27/10/2014	09:55	0.000	0.050	1.05	10/11/2014	Man
31/10/2014	10:42	0.000	0.050	0.95	14/11/2014	Man
5/11/2014	11:30	0.000	0.051	0.98	19/11/2014	Yin

Checked by: _____
Date: 5/11/2014

The copyright of this document is owned by MateriaLab Consultants Ltd. It may not be reproduced except with prior written approval from the Company.

MATERIALAB CONSULTANTS LIMITED
Fugro Development Centre,
5 Lok Yi Street,
17 M.S. Castle Peak Road,
Tai Lam, Tuen Mun, N.T., Hong Kong.
Tel : (852)-24508238
Fax : (852)-24508032
Email : mcl@fugro.com.hk

Appendix E

Schedules for Routine Impact Water Quality Monitoring

The copyright of this document is owned by MateriaLab Consultants Ltd. It may not be reproduced except with prior written approval from the Company.

Water Quality Monitoring Schedule (Present Reporting Period)

Sun	Mon	Tue	Wed	Thur	Fri	Sat
21 SEP	22	23 WQM Mid-Ebb (11:56) Mid-Flood (18:07)	24	25 WQM Mid-Flood (06:48) Mid-Ebb (13:00)	26	27 WQM Mid-Flood (08:07) Mid-Ebb (14:09)
28	29	30 WQM Mid-Flood (10:44) Mid-Ebb (16:28)	1 OCT	2 WQM Mid- Ebb (5:47) Mid- Flood (13:42)	3	4 WQM Mid- Ebb (8:27) Mid- Flood (15:47)
5	6	7 WQM Mid- Ebb (11:11) Mid- Flood (17:35)	8	9 WQM Mid- Ebb (12:41) Mid- Flood (18:43)	10	11 WQM Mid-Flood (8:04) Mid-Ebb (14:07)
12	13	14 WQM Mid-Flood (11:15) Mid-Ebb (16:31)	15	16 WQM Mid- Ebb (6:00) Mid- Flood (18:38)	17	18 WQM Mid- Ebb (8:19) Mid- Flood (15:42)
19	20	21 WQM Mid- Ebb (10:53) Mid- Flood (16:59)	22			

Water Quality Monitoring Schedule (Next Reporting Period)

Sun	Mon	Tue	Wed	Thur	Fri	Sat
				23 OCT WQM Mid- Ebb (12:01) Mid- Flood (17:45)	24	25 WQM Mid- Flood (07:17) Mid- Ebb (13:12)
2	3	4 WQM Mid- Ebb (10:03) Mid- Flood (16:25)	5	6 WQM Mid- Ebb (11:41) Mid- Flood (17:36)	7	8 WQM Mid- Flood (7:25) Mid- Ebb (13:12)
9	10	11 WQM Mid- Flood (9:56) Mid- Ebb (15:21)	12	13 WQM Mid- Flood (11:51) Mid- Ebb (16:27)	14	15 WQM Mid- Ebb (5:16) Mid- Flood (13:51)
16	17	18 WQM Mid- Ebb (9:24) Mid- Flood (15:40)	19	20 WQM Mid- Ebb (10:54) Mid- Flood (16:30)	21	22 WQM Mid- Ebb (12:13) Mid- Flood (17:41)

Remarks

1. Actual monitoring will be subjected to change due to any safety concern or adverse weather condition

MATERIALAB CONSULTANTS LIMITED
Fugro Development Centre,
5 Lok Yi Street,
17 M.S. Castle Peak Road,
Tai Lam, Tuen Mun, N.T., Hong Kong.
Tel : (852)-24508238
Fax : (852)-24508032
Email : mcl@fugro.com.hk

Appendix F

Water Quality Monitoring Results and Graphical Presentation – Routine Impact Monitoring

The copyright of this document is owned by MateriaLab Consultants Ltd. It may not be reproduced except with prior written approval from the Company.

Dissolved Oxygen (Surface and Middle) at Mid-Ebb Tide

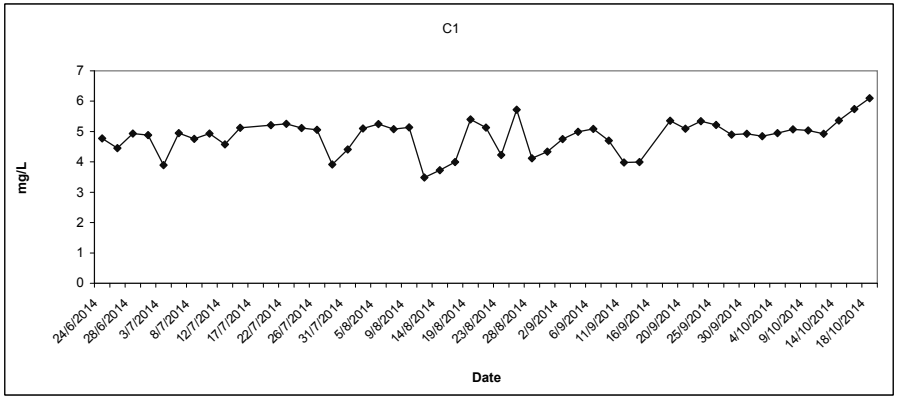

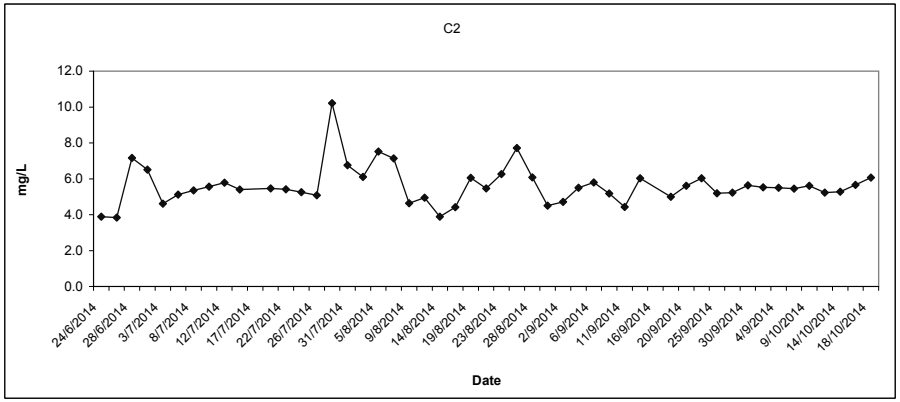

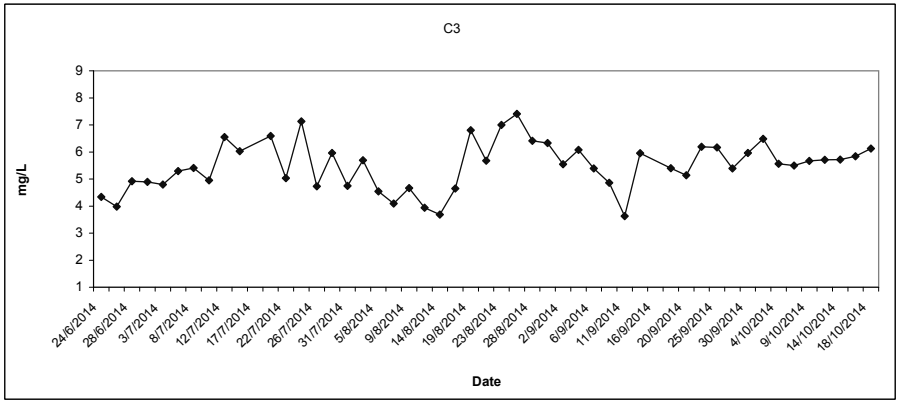

Dissolved Oxygen (Surface and Middle) at Mid-Ebb Tide

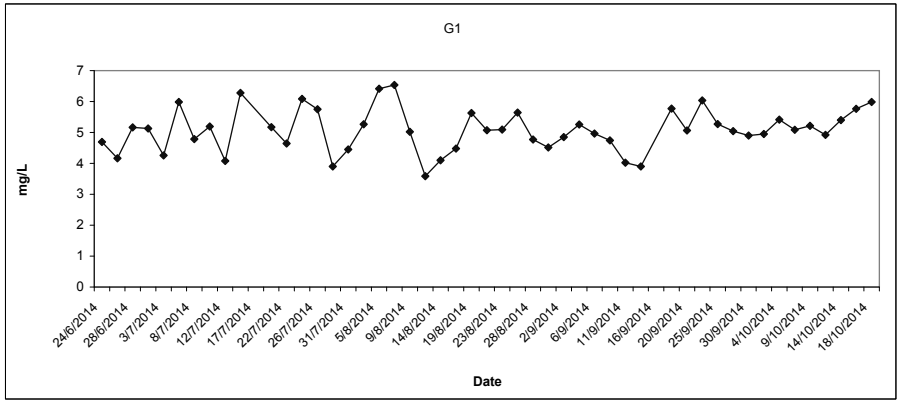

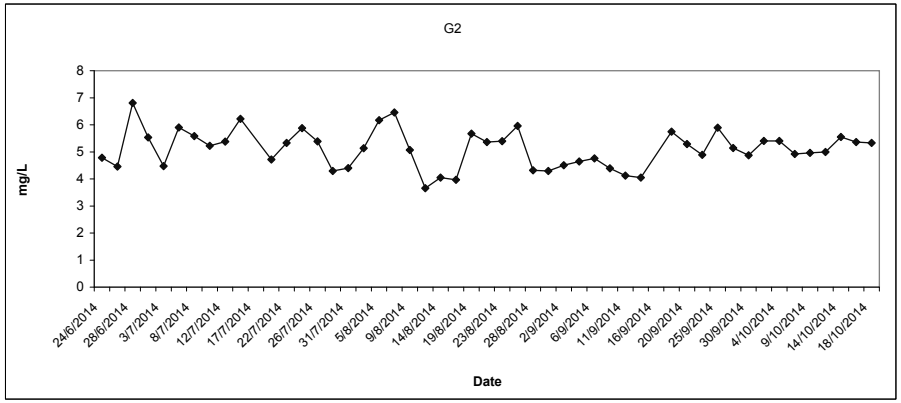

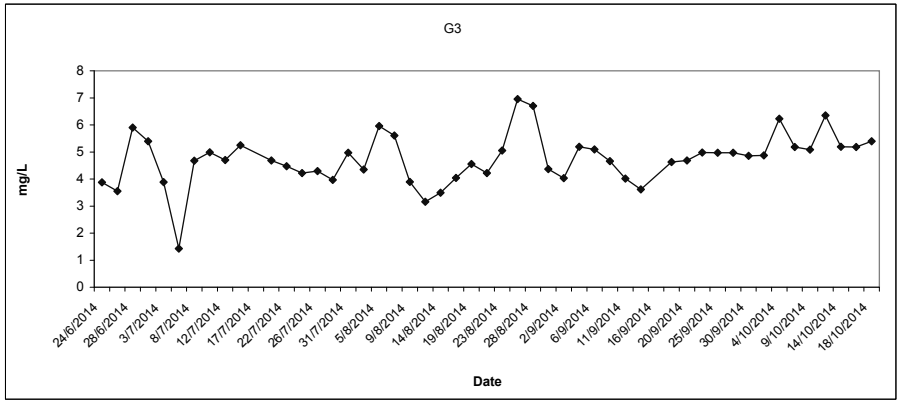

Providing Sufficient Water Depth for Kwai Tsing Container Basin and its Approach Channel

Dissolved Oxygen (Surface and Middle) at Mid-Ebb Tide

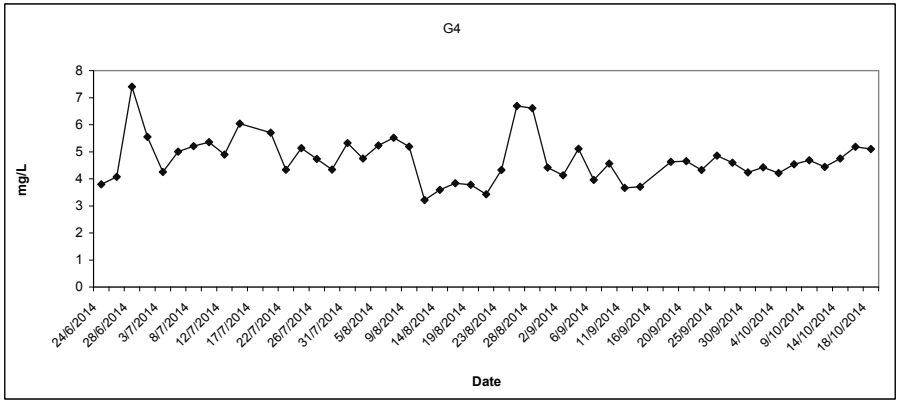

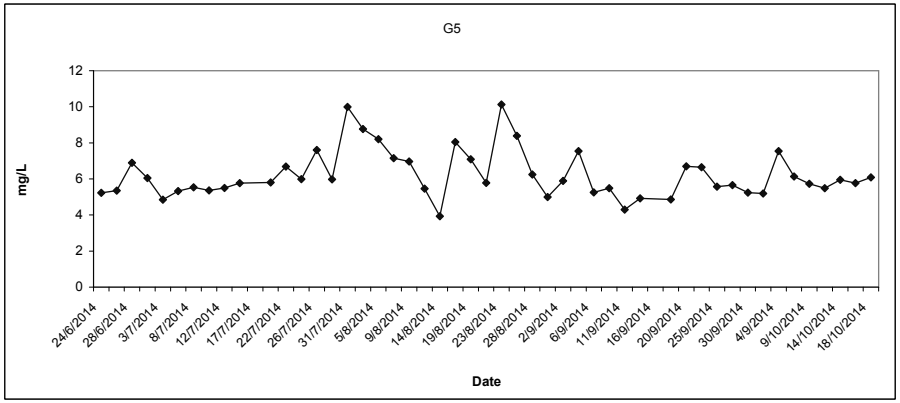

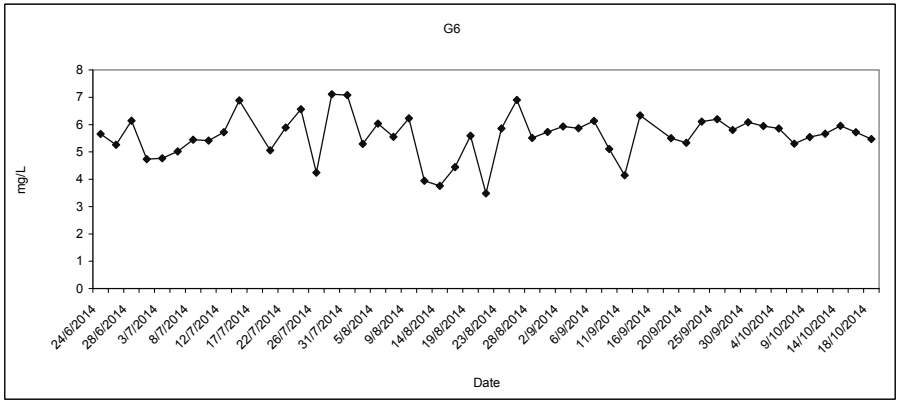

Dissolved Oxygen (Surface and Middle) at Mid-Ebb Tide

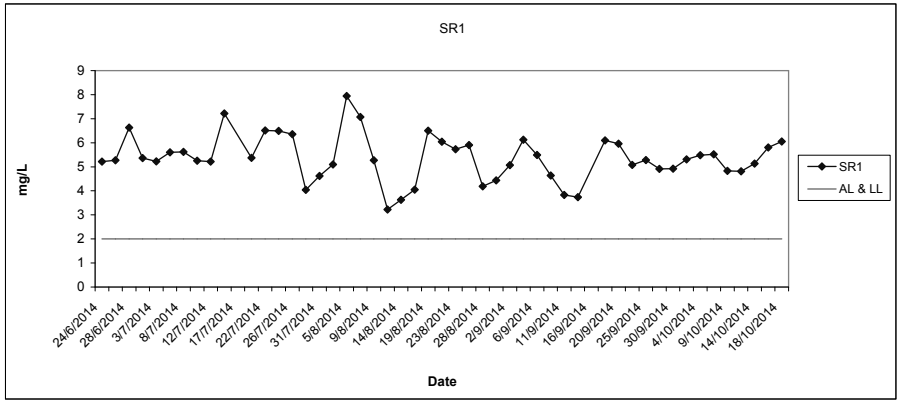

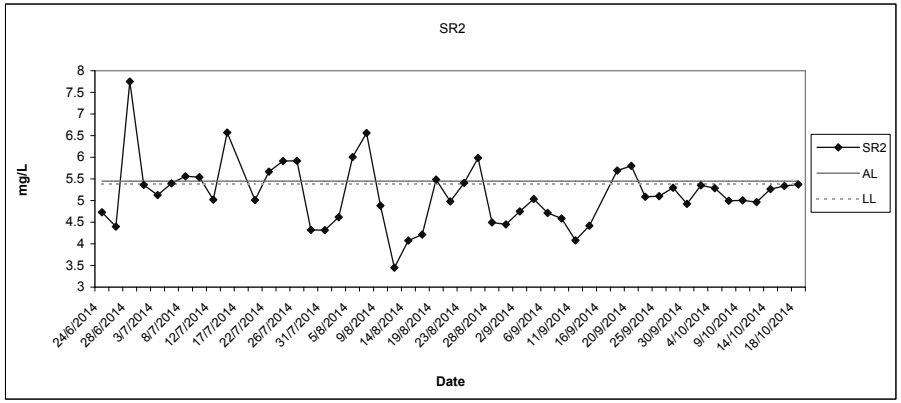

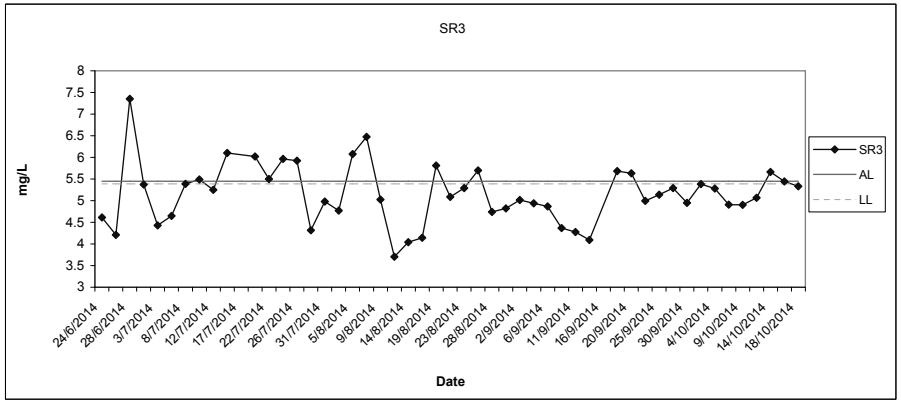

Providing Sufficient Water Depth for Kwai Tsing Container Basin and its Approach Channel

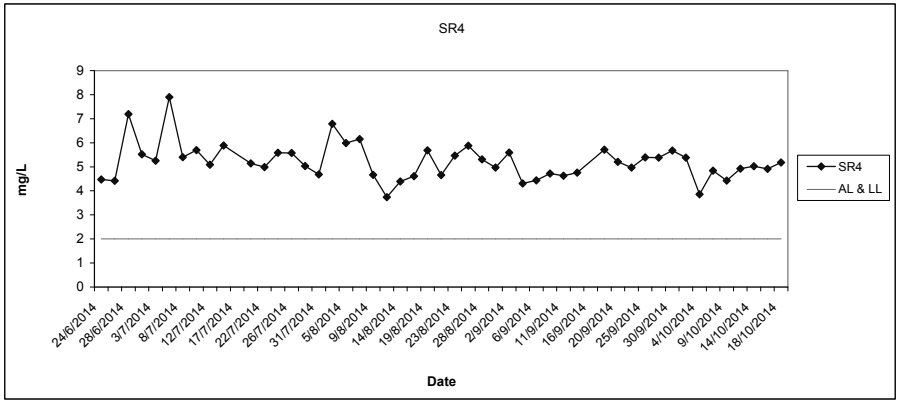

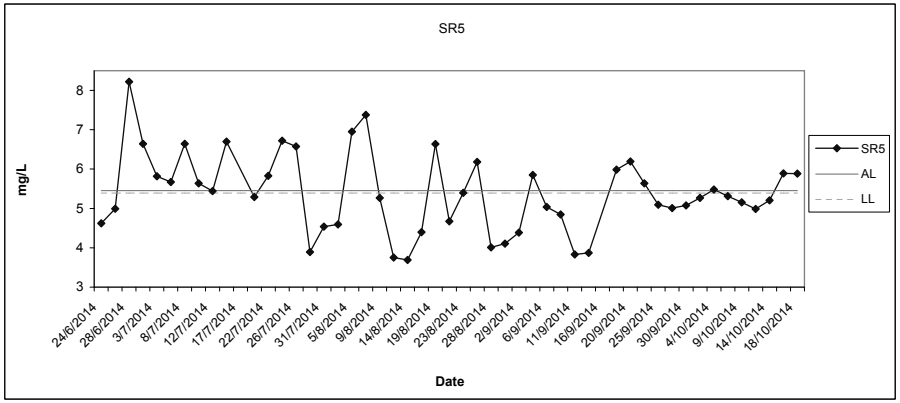

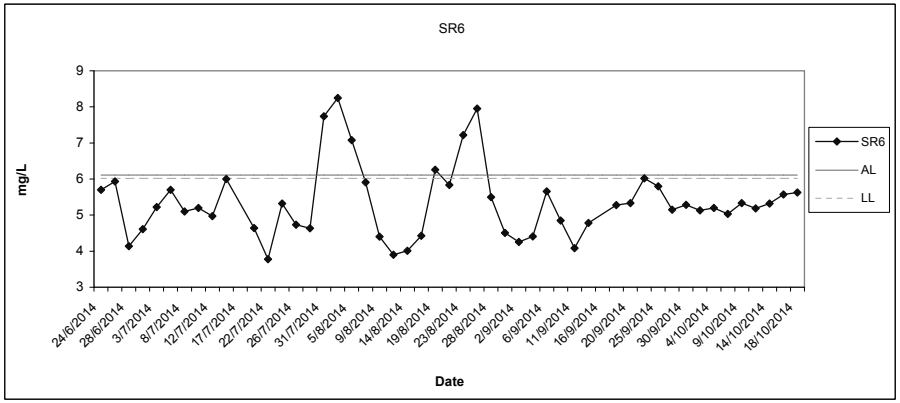

Dissolved Oxygen (Surface and Middle) at Mid-Ebb Tide

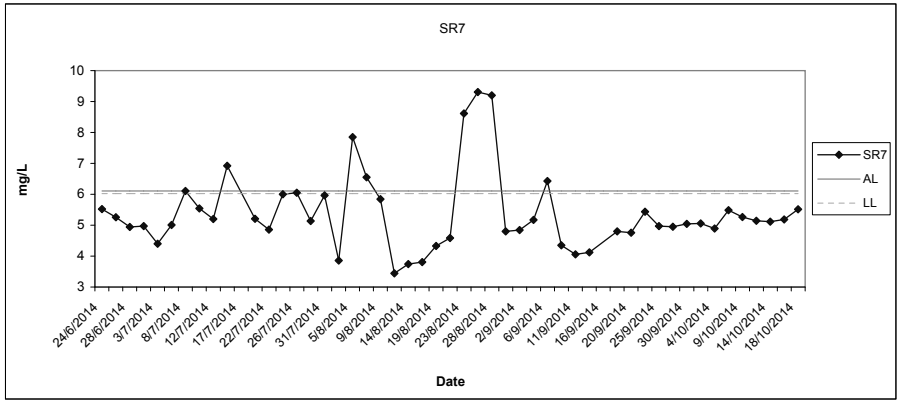

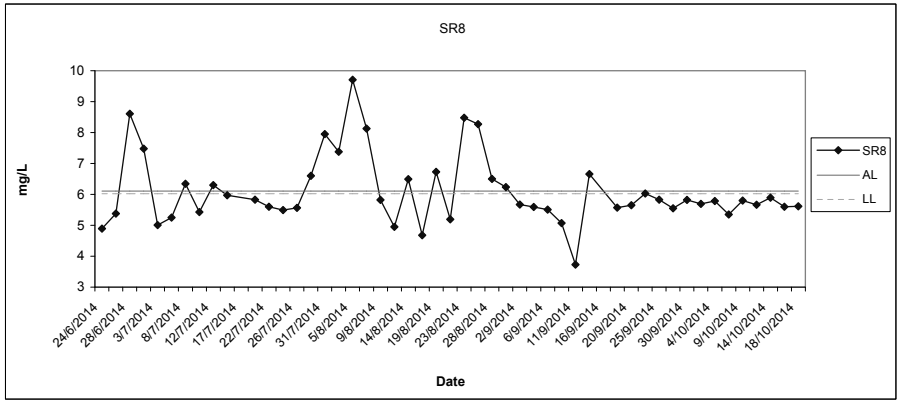

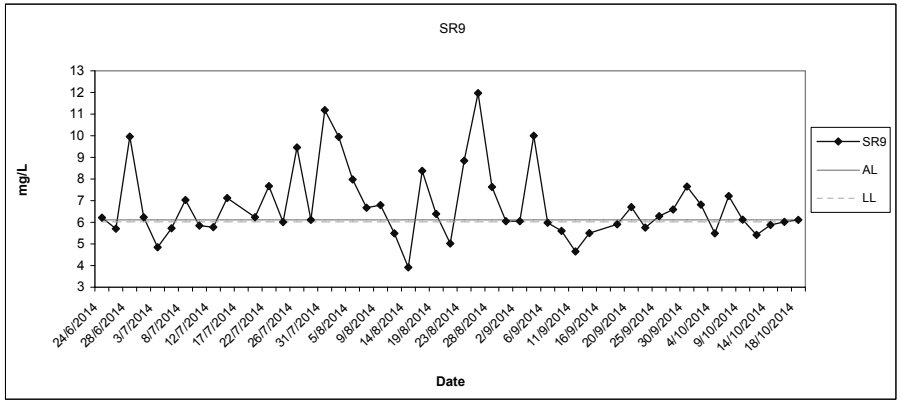

Providing Sufficient Water Depth for Kwai Tsing Container Basin and its Approach Channel

Dissolved Oxygen (Surface and Middle) at Mid-Ebb Tide

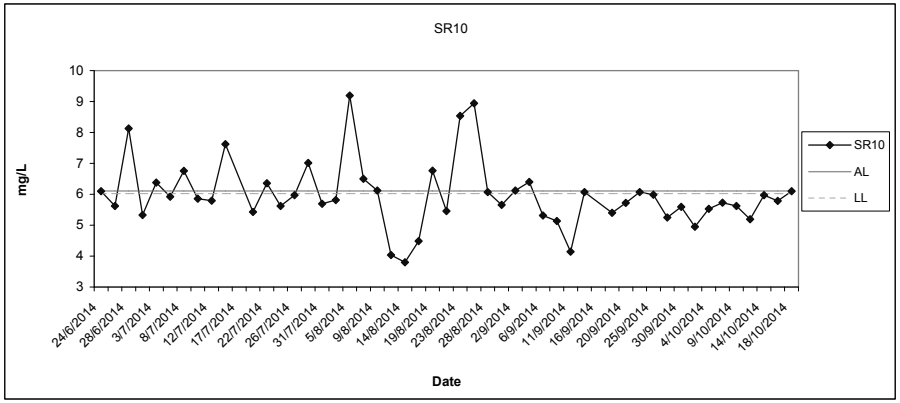

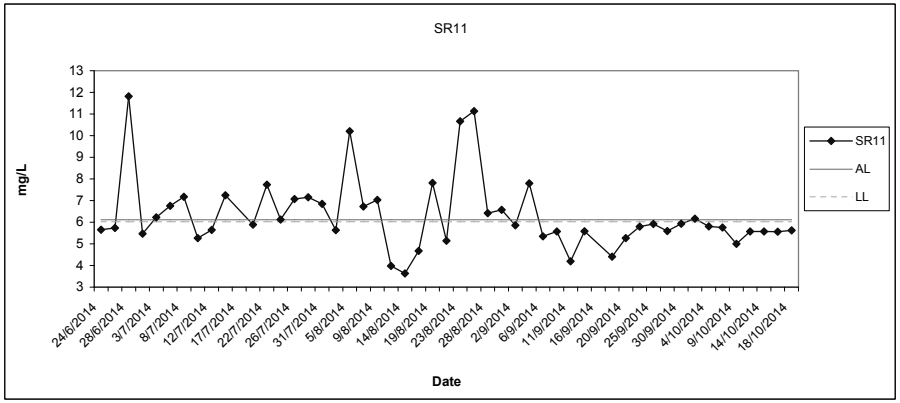

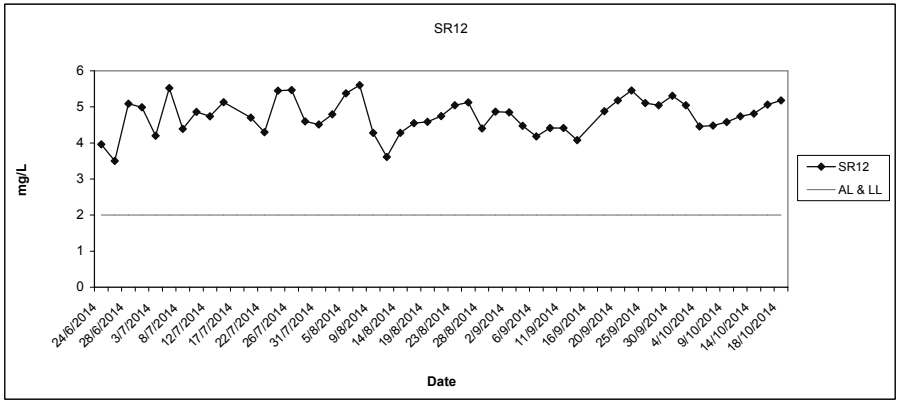

Dissolved Oxygen (Surface and Middle) at Mid-Ebb Tide

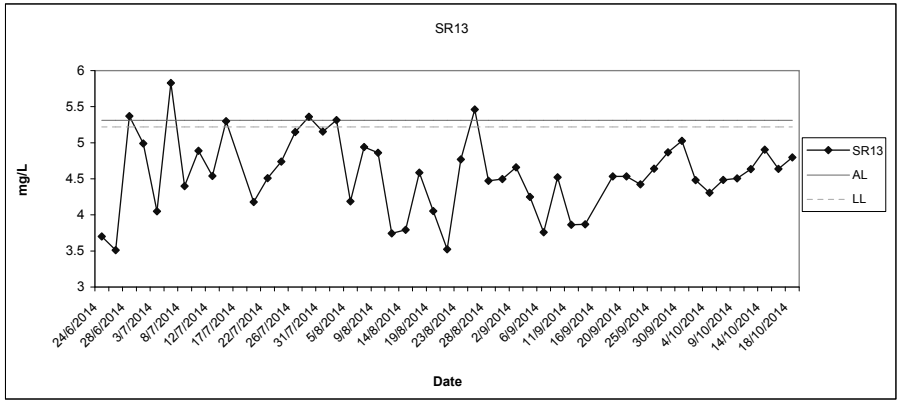

Providing Sufficient Water Depth for Kwai Tsing Container Basin and its Approach Channel

Dissolved Oxygen (Bottom) at Mid-Ebb Tide

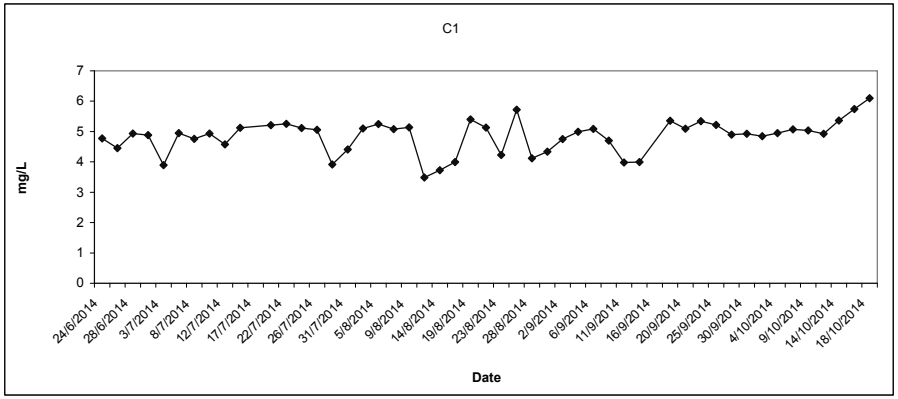

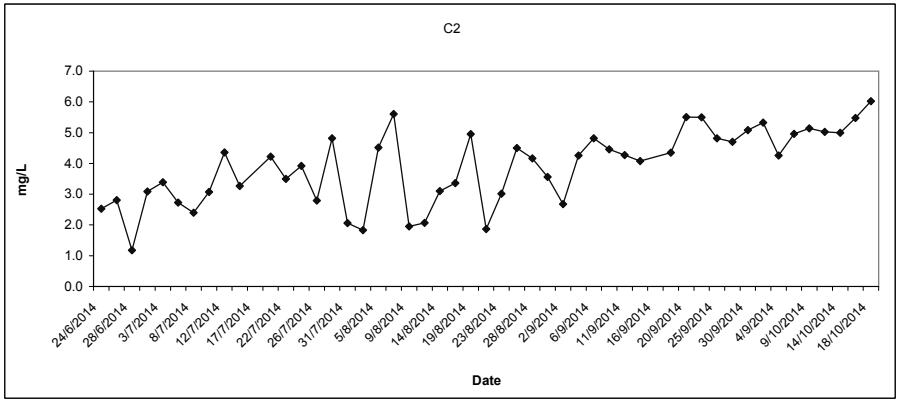

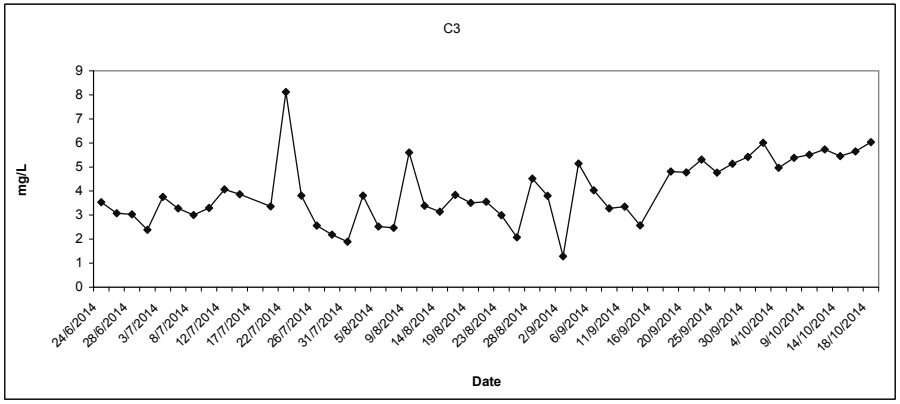

Dissolved Oxygen (Bottom) at Mid-Ebb Tide

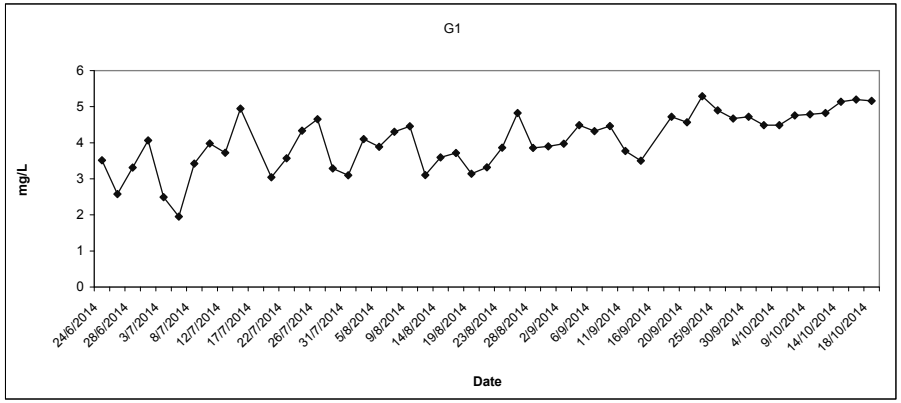

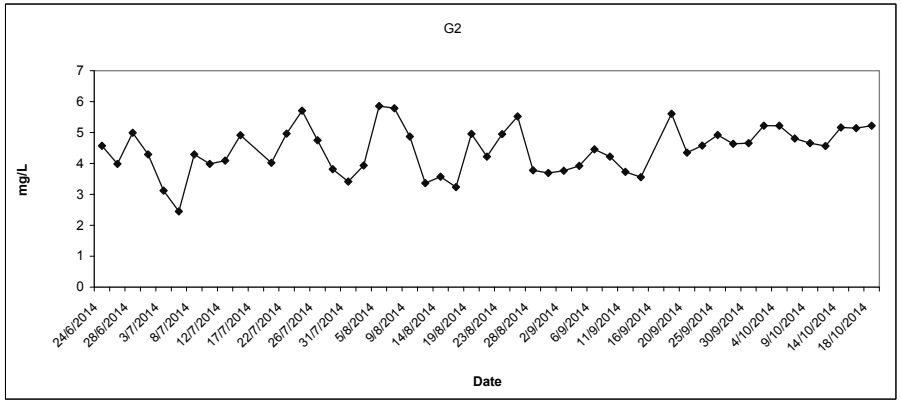

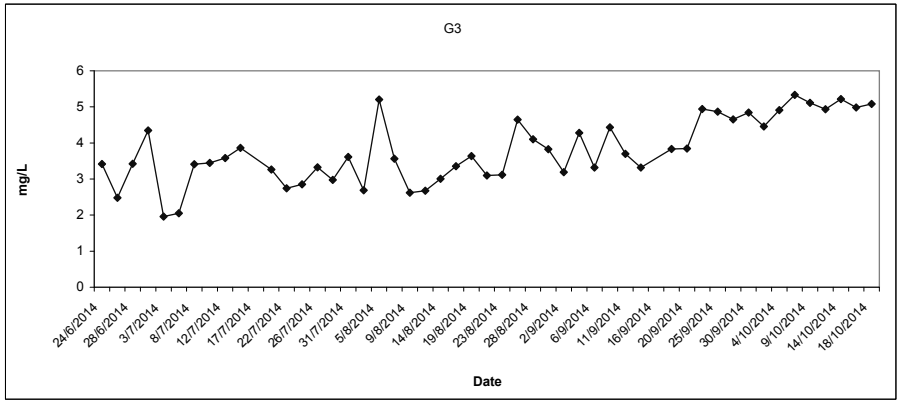

Providing Sufficient Water Depth for Kwai Tsing Container Basin and its Approach Channel

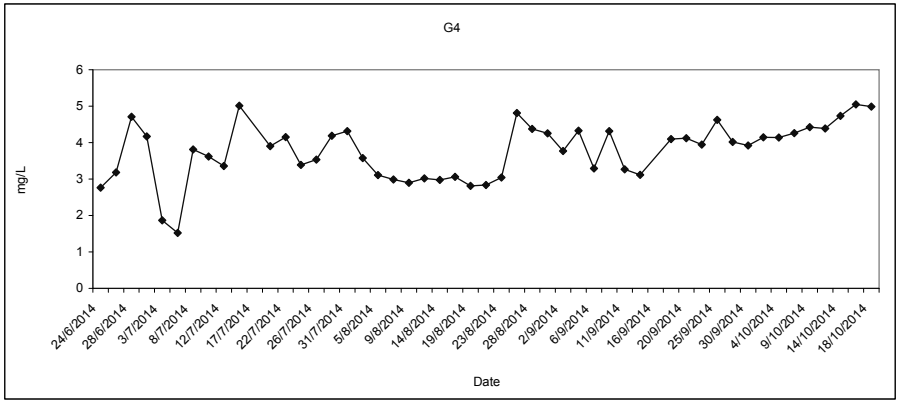

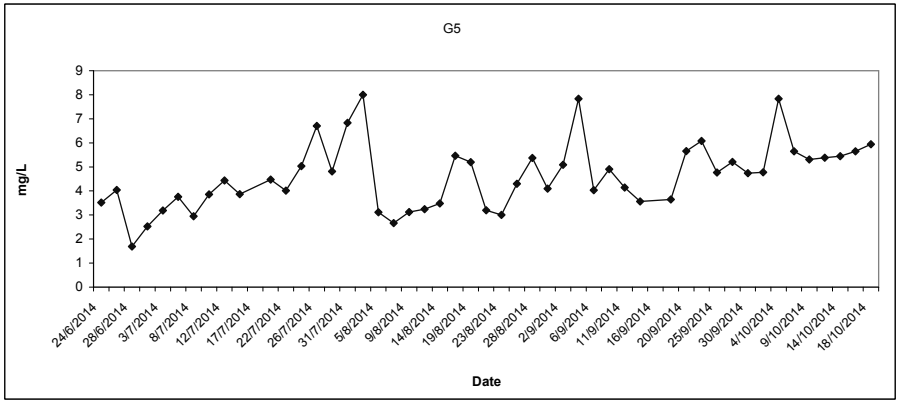

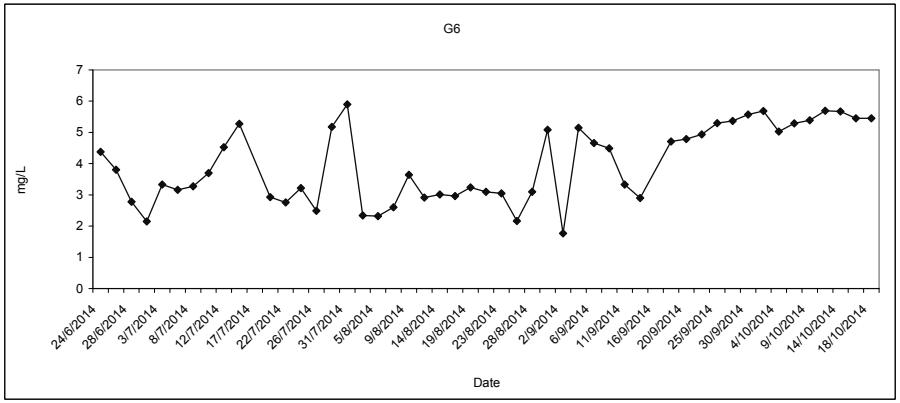

Dissolved Oxygen (Bottom) at Mid-Ebb Tide

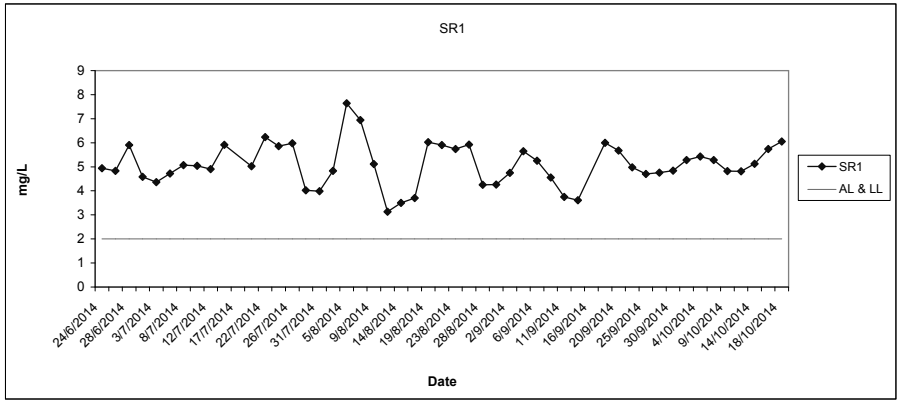

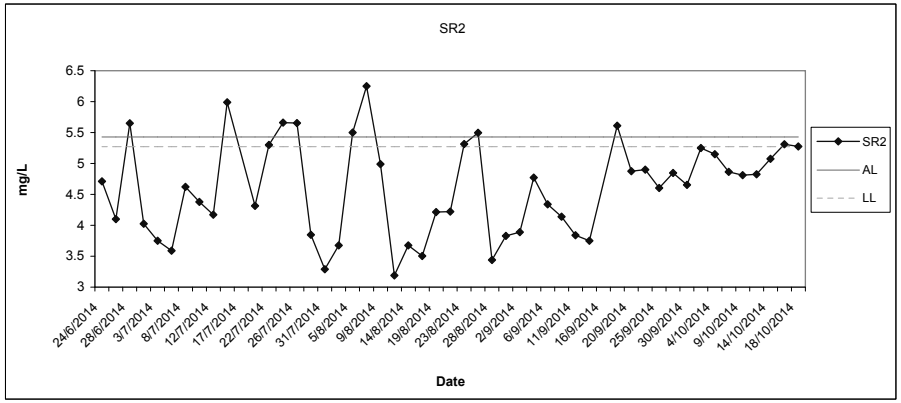

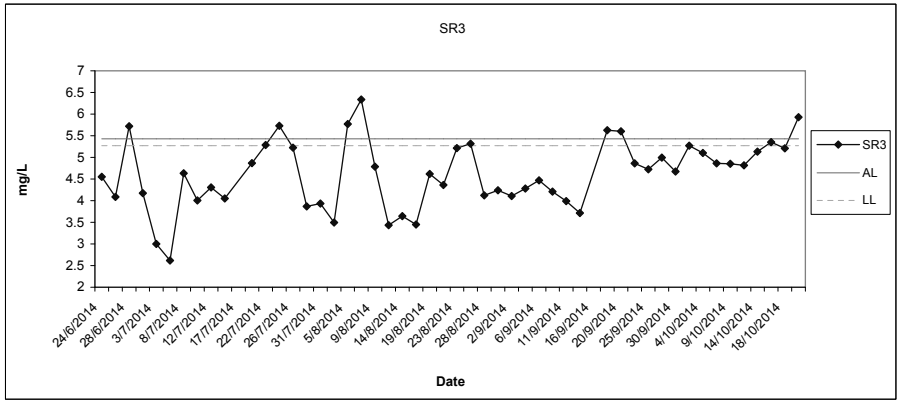

Providing Sufficient Water Depth for Kwai Tsing Container Basin and its Approach Channel

Dissolved Oxygen (Bottom) at Mid-Ebb Tide

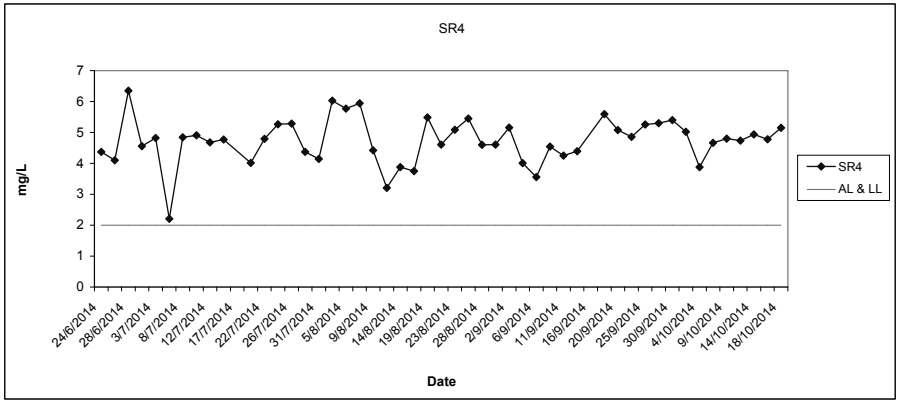

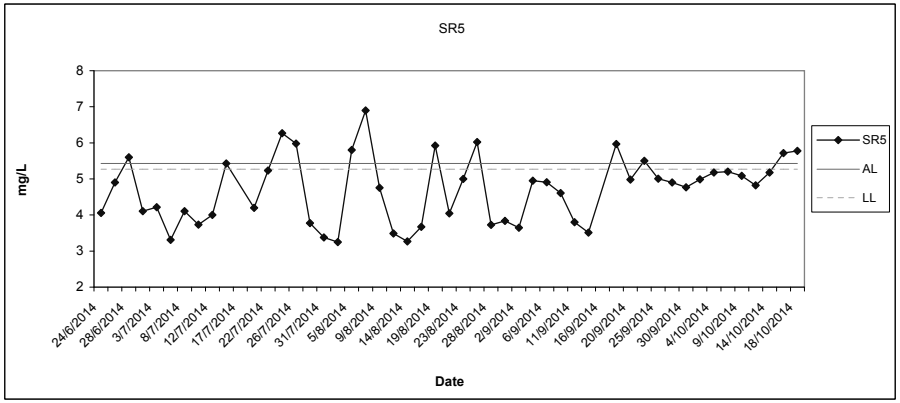

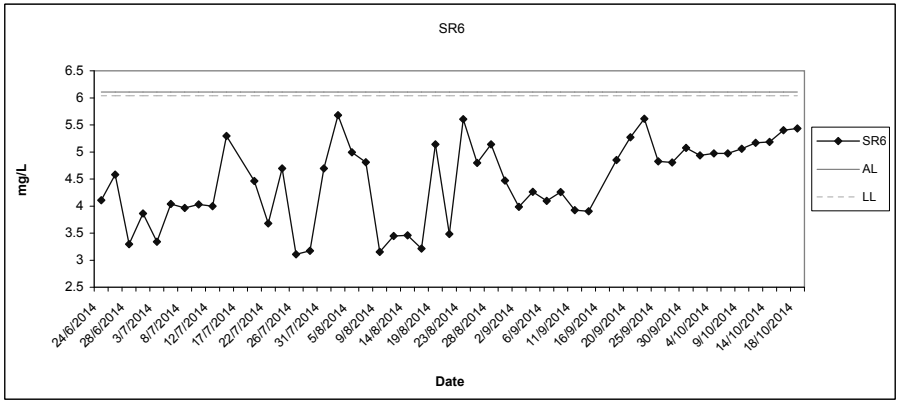

Dissolved Oxygen (Bottom) at Mid-Ebb Tide

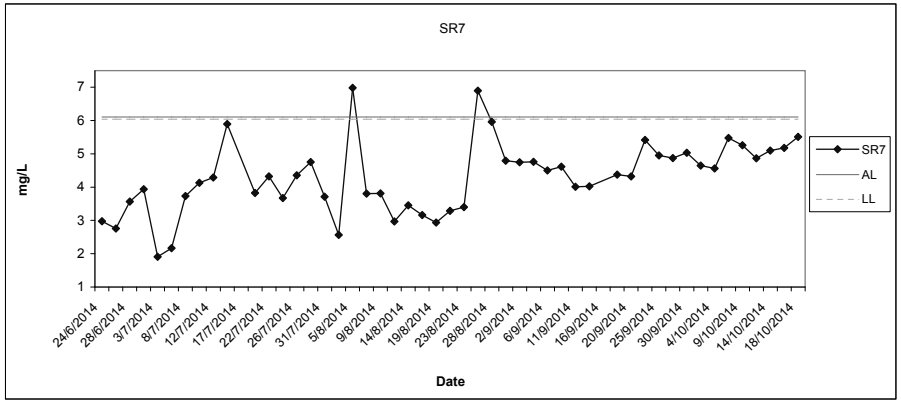

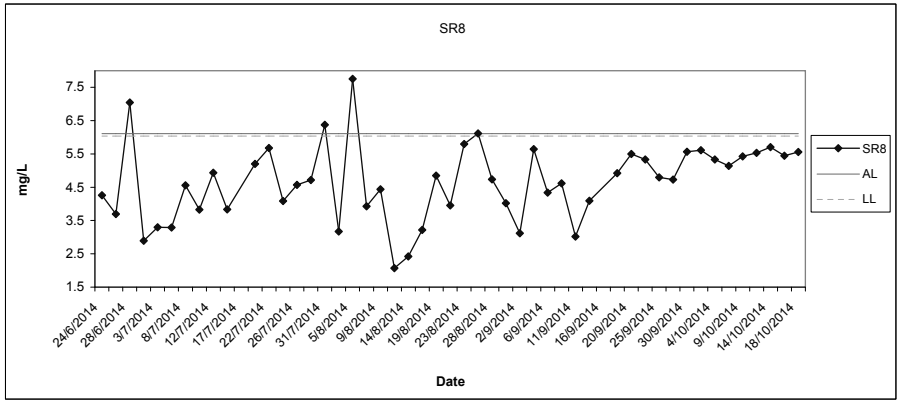

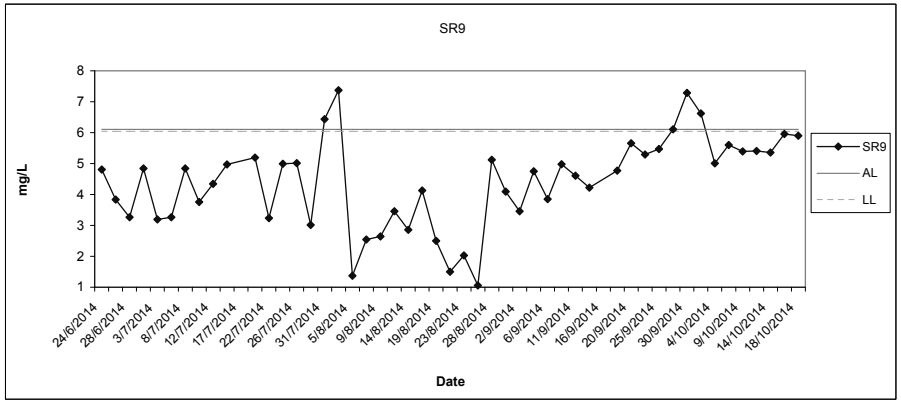

Providing Sufficient Water Depth for Kwai Tsing Container Basin and its Approach Channel

Dissolved Oxygen (Bottom) at Mid-Ebb Tide

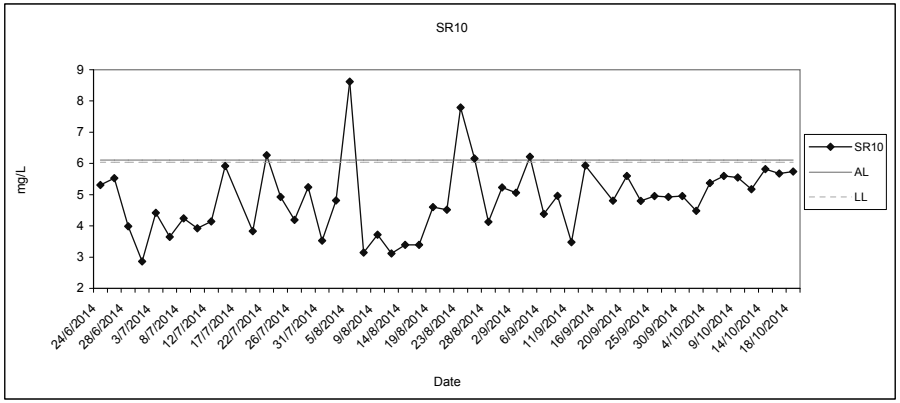

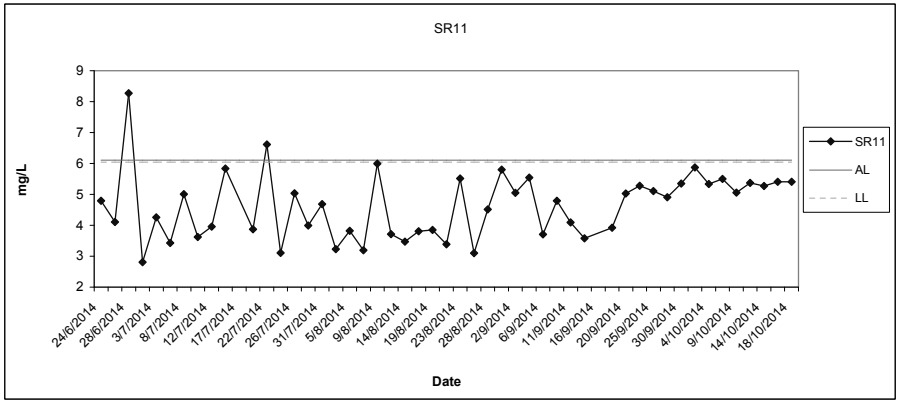

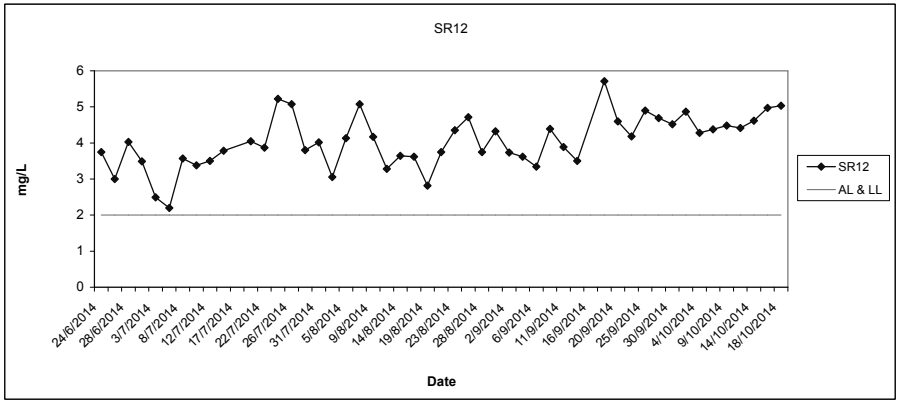

Dissolved Oxygen (Bottom) at Mid-Ebb Tide

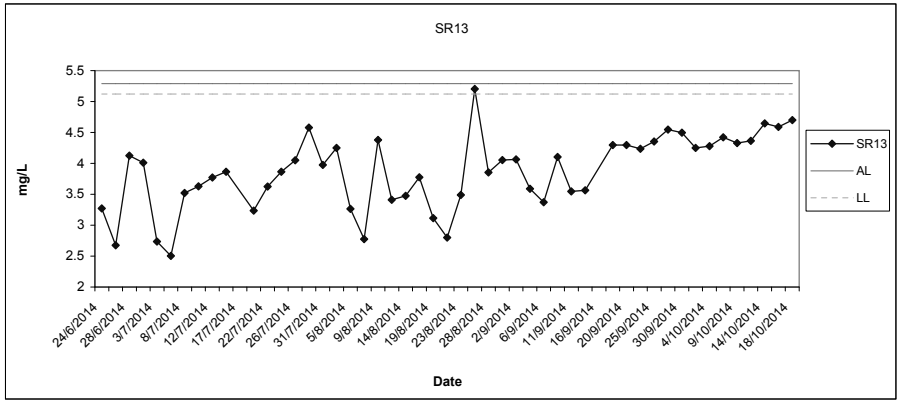

Providing Sufficient Water Depth for Kwai Tsing Container Basin and its Approach Channel

Turbidity (Depth average) at Mid-Ebb Tide

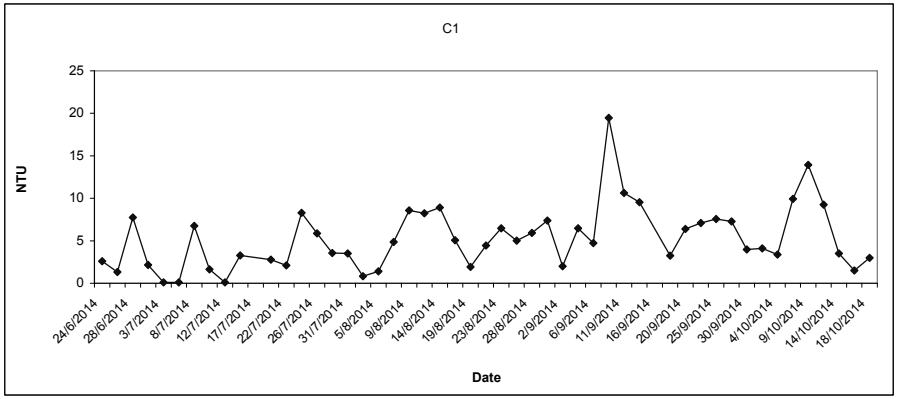

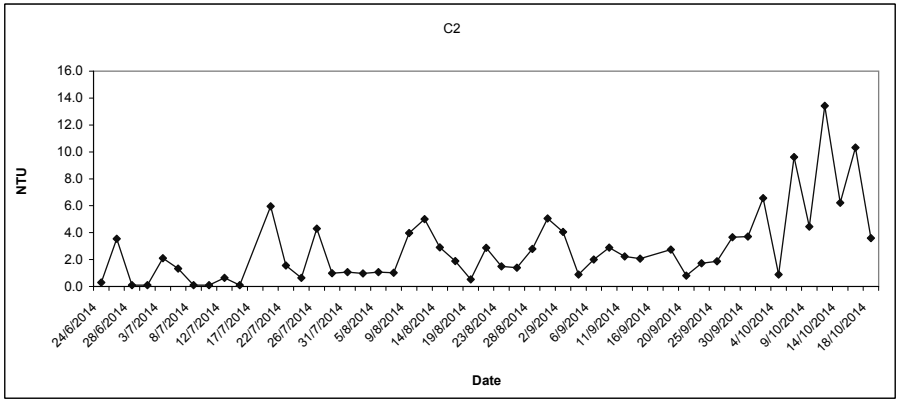

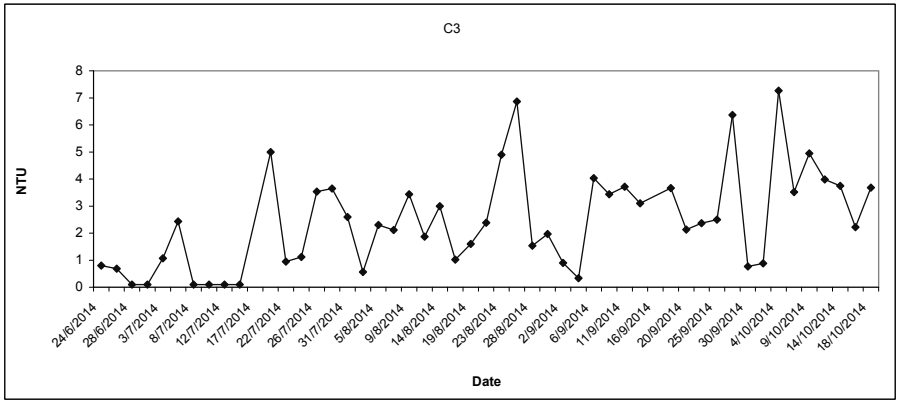

Turbidity (Depth average) at Mid-Ebb Tide

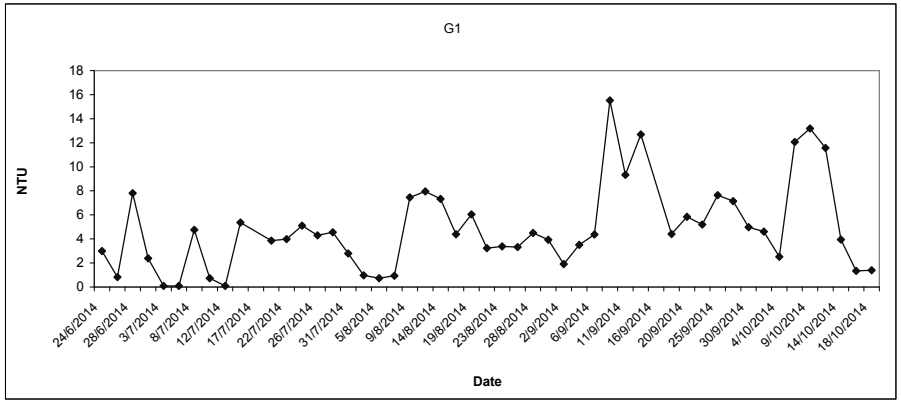

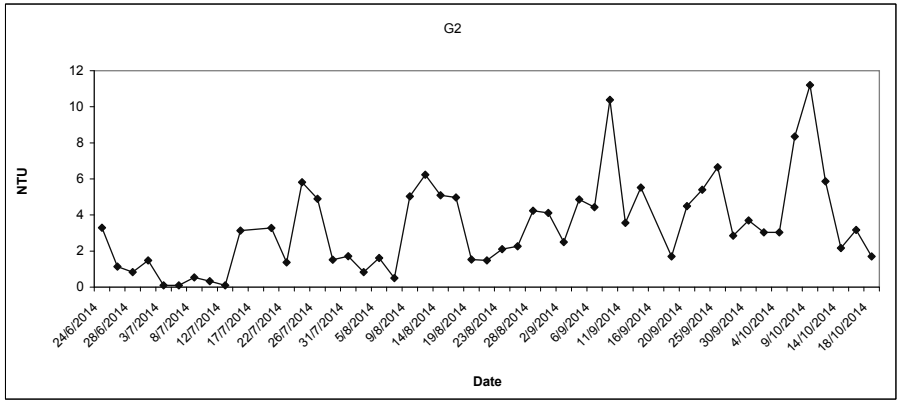

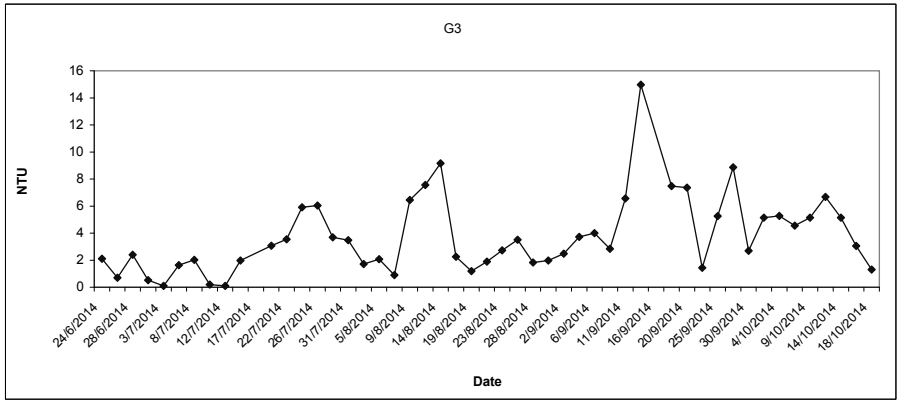

Providing Sufficient Water Depth for Kwai Tsing Container Basin and its Approach Channel

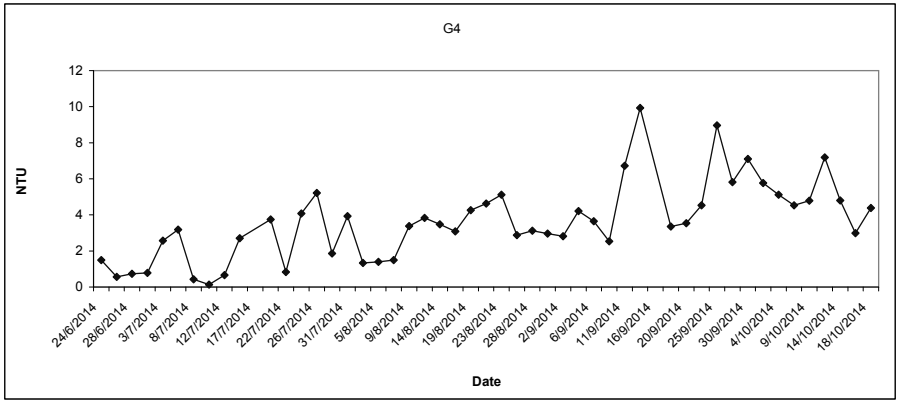

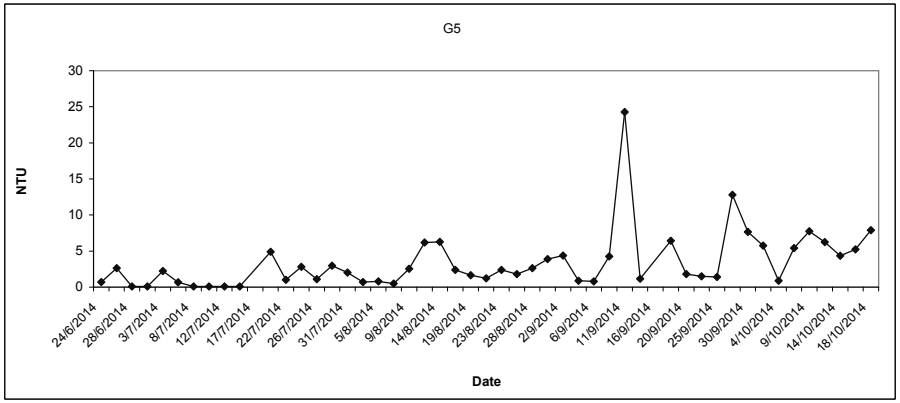

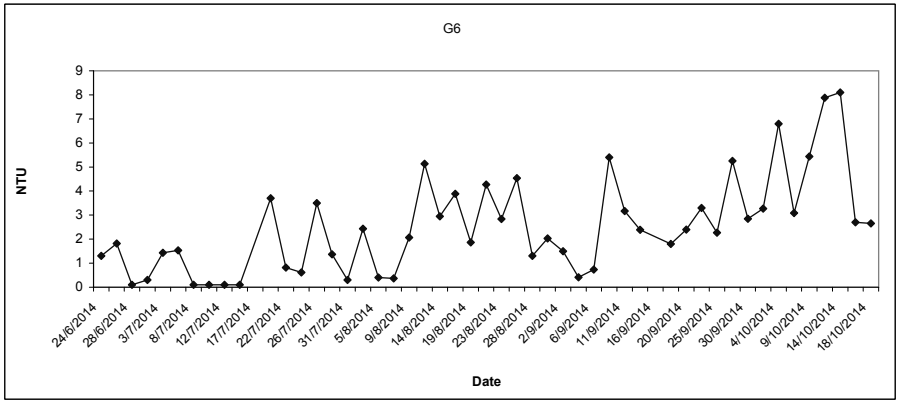

Turbidity (Depth average) at Mid-Ebb Tide

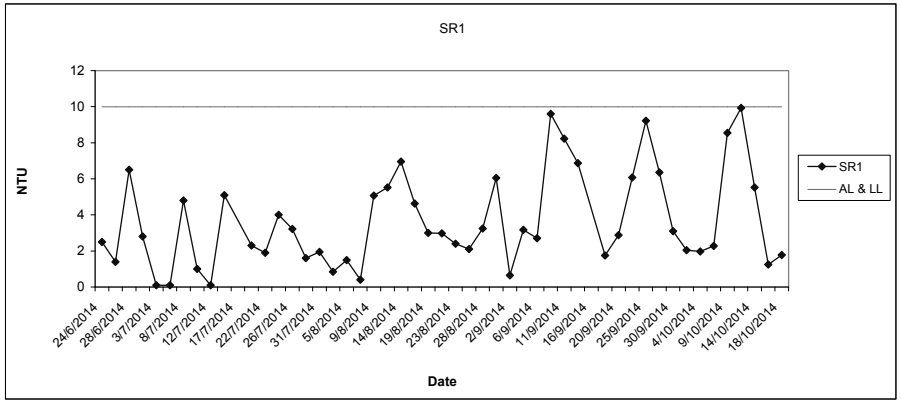

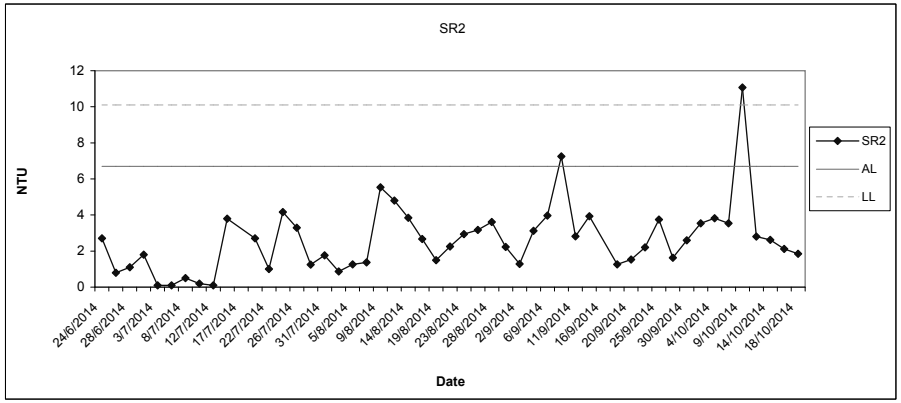

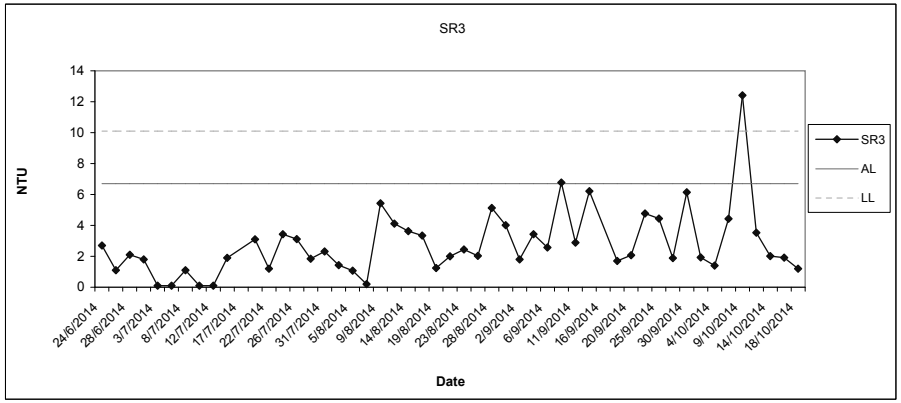

Providing Sufficient Water Depth for Kwai Tsing Container Basin and its Approach Channel

Turbidity (Depth average) at Mid-Ebb Tide

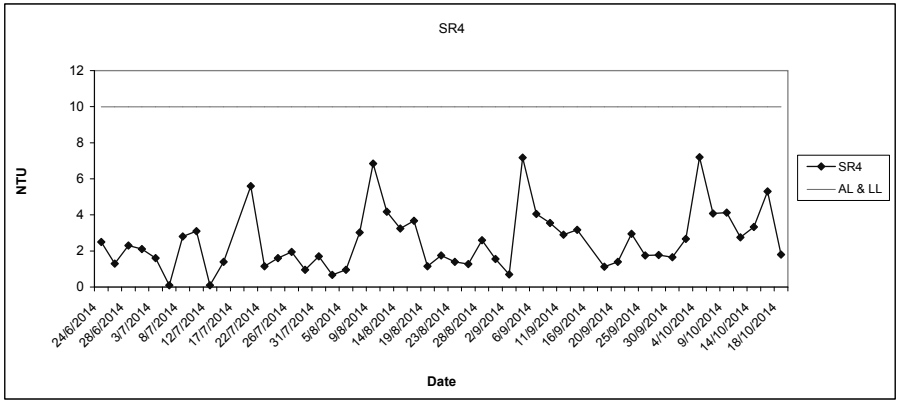

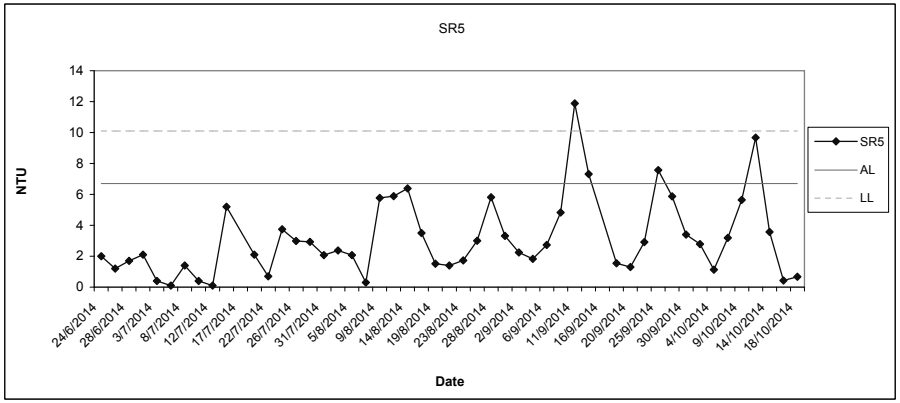

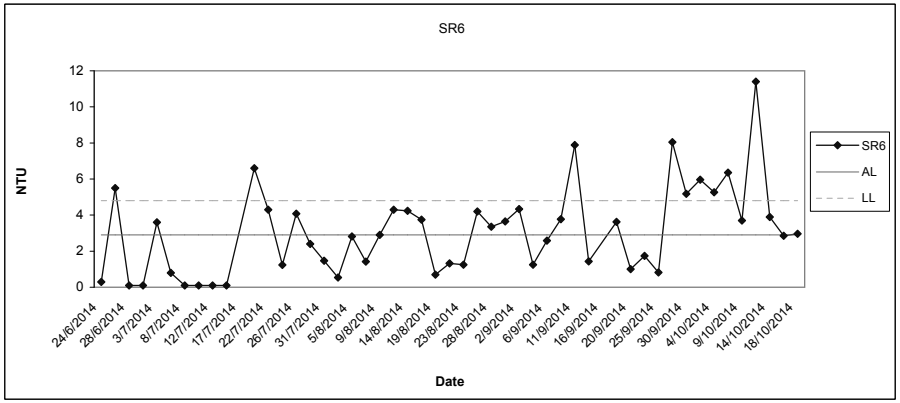

Turbidity (Depth average) at Mid-Ebb Tide

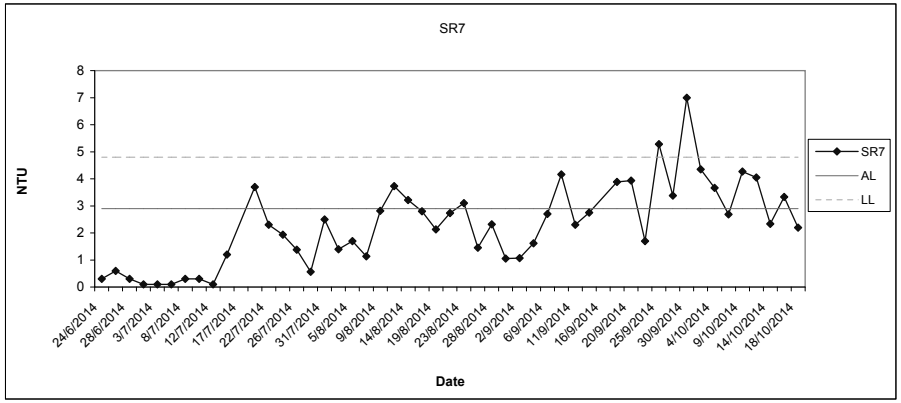

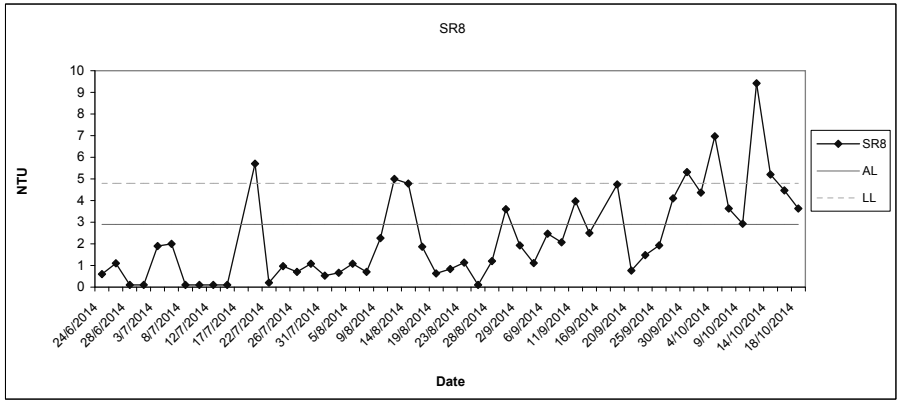

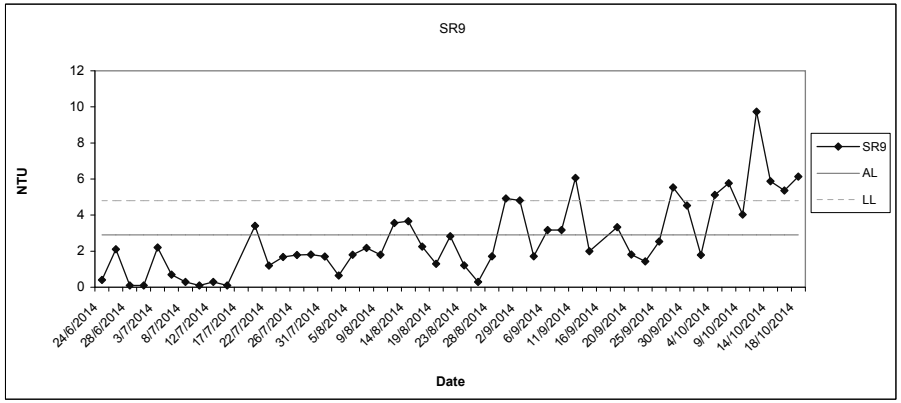

Providing Sufficient Water Depth for Kwai Tsing Container Basin and its Approach Channel

Turbidity (Depth average) at Mid-Ebb Tide

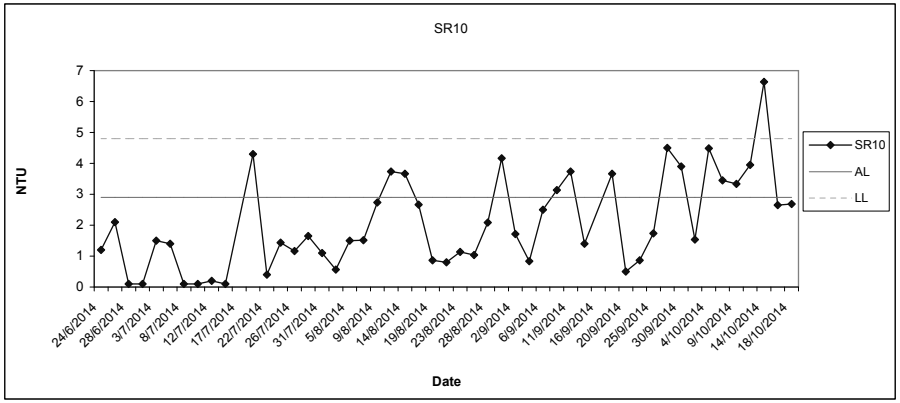

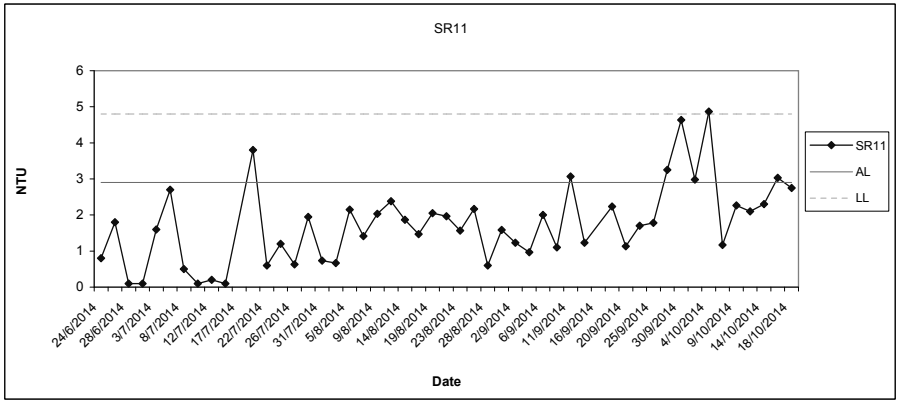

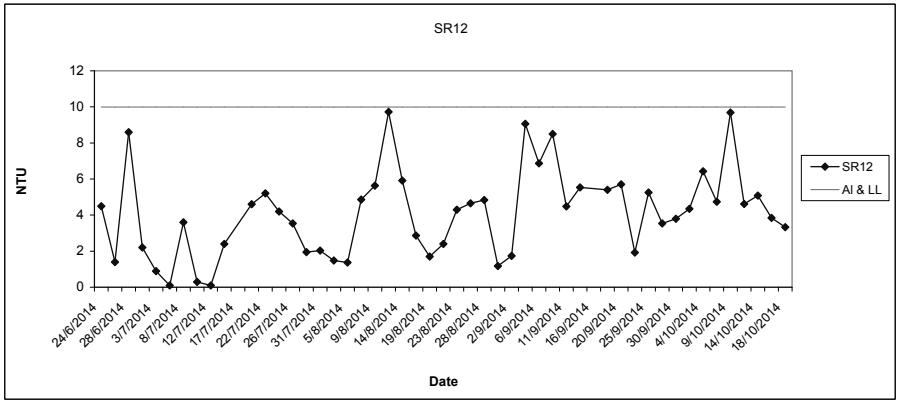

Turbidity (Depth average) at Mid-Ebb Tide

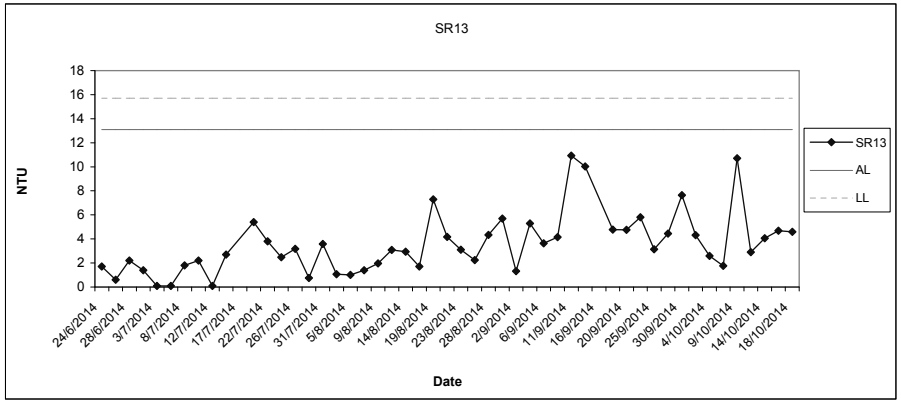

Providing Sufficient Water Depth for Kwai Tsing Container Basin and its Approach Channel

In-situ Ammonia (Depth average) at Mid-Ebb Tide

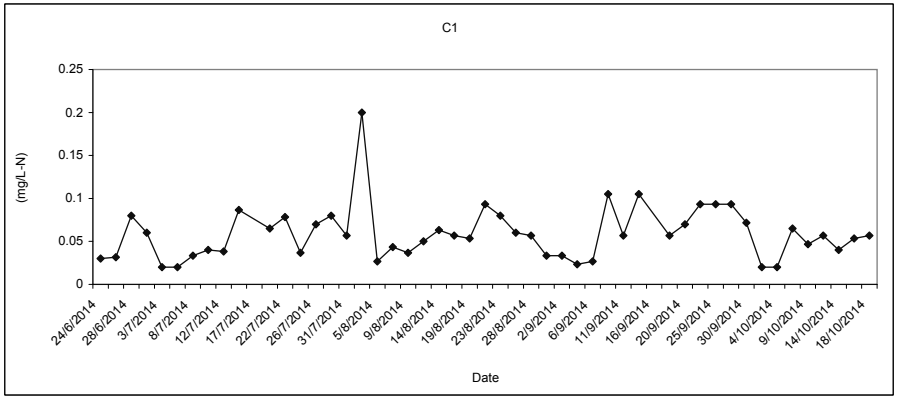

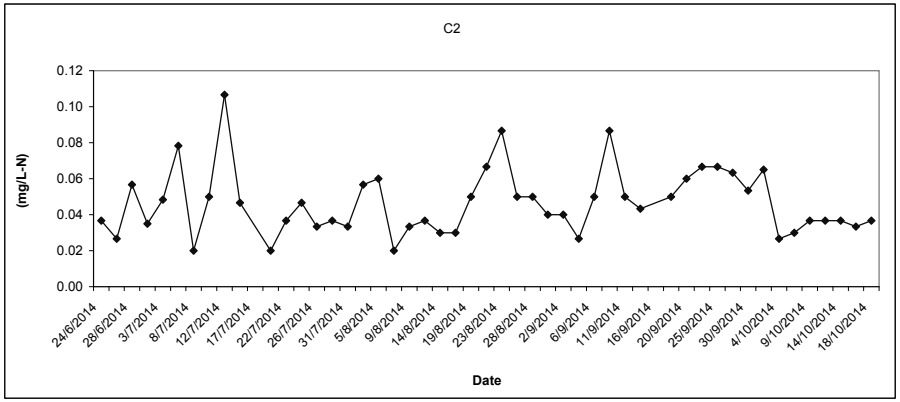

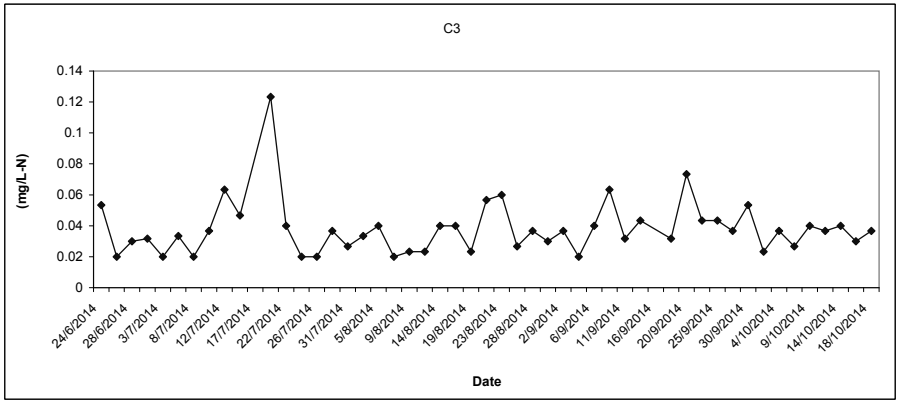

In-situ Ammonia (Depth average) at Mid-Ebb Tide

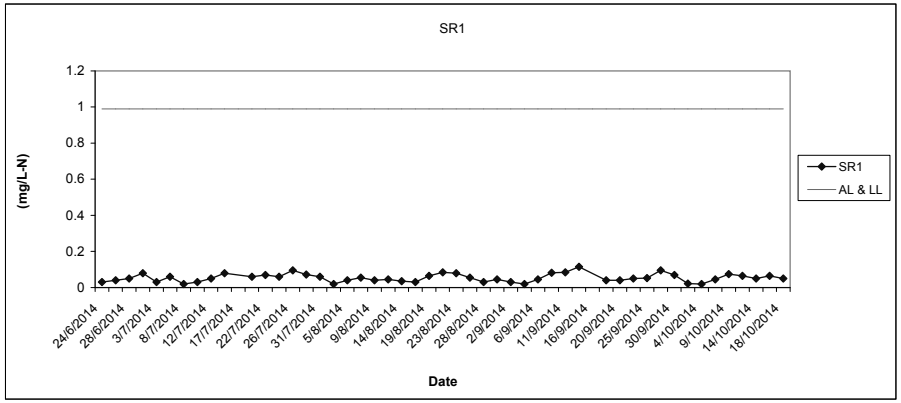

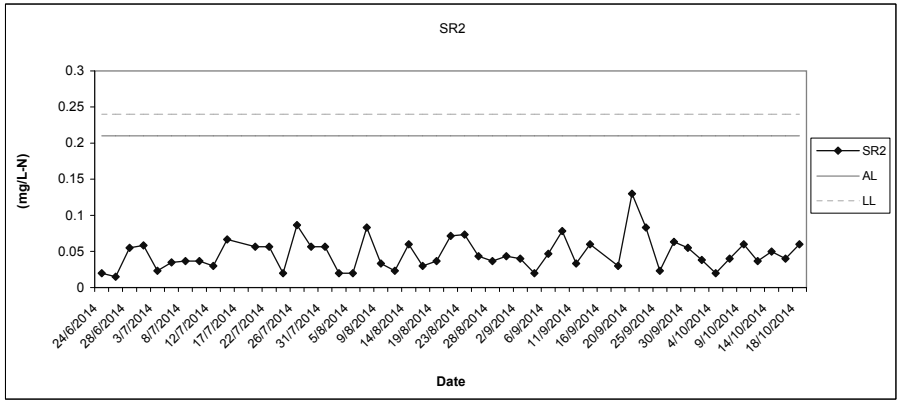

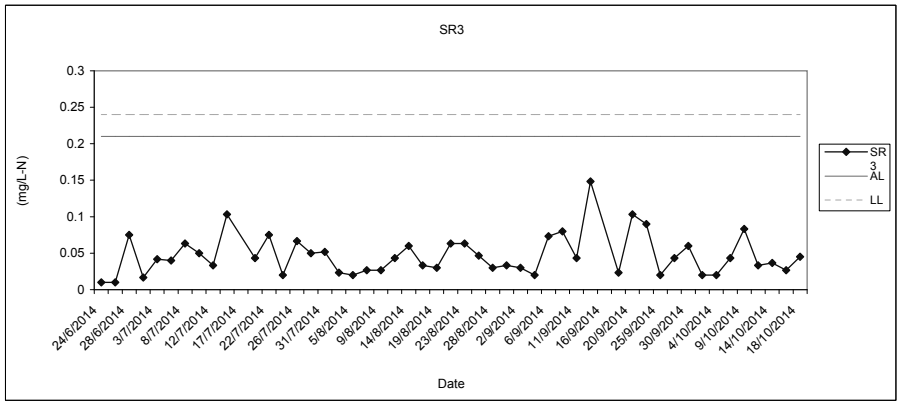

Providing Sufficient Water Depth for Kwai Tsing Container Basin and its Approach Channel

In-situ Ammonia (Depth average) at Mid-Ebb Tide

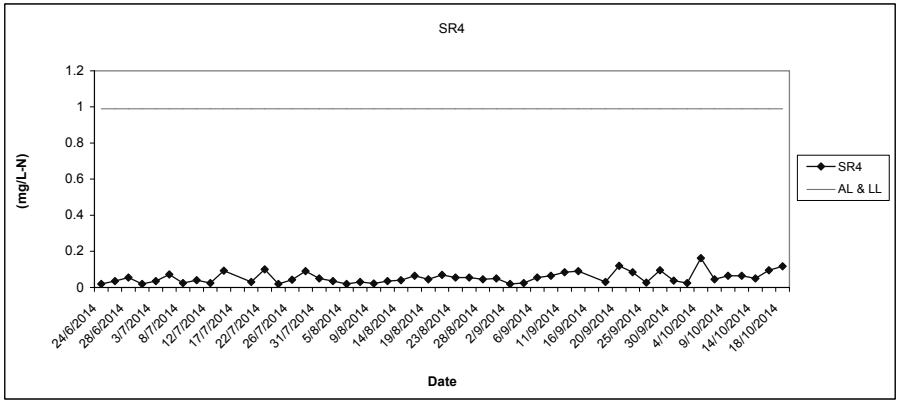

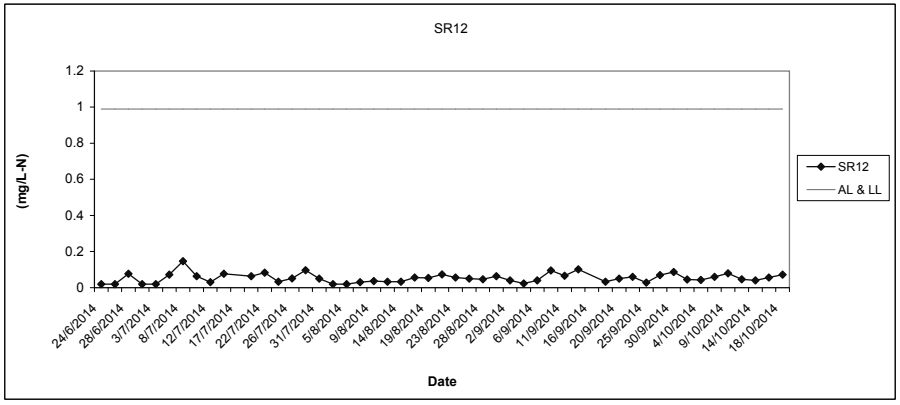

In-situ UIA (Depth average) at Mid-Ebb Tide

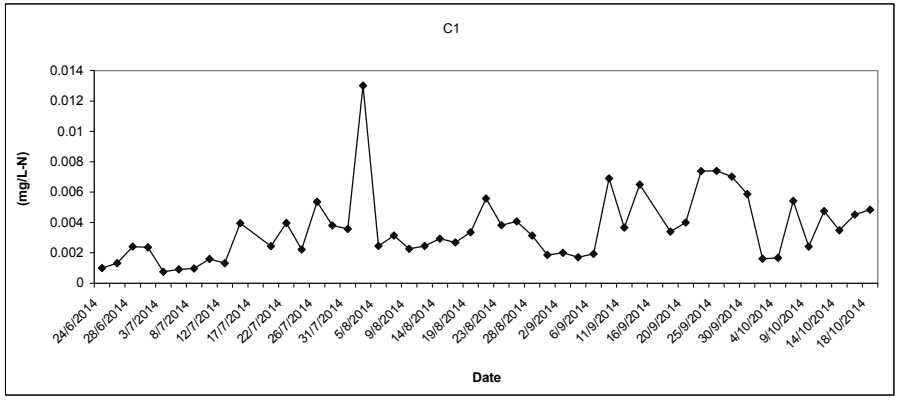

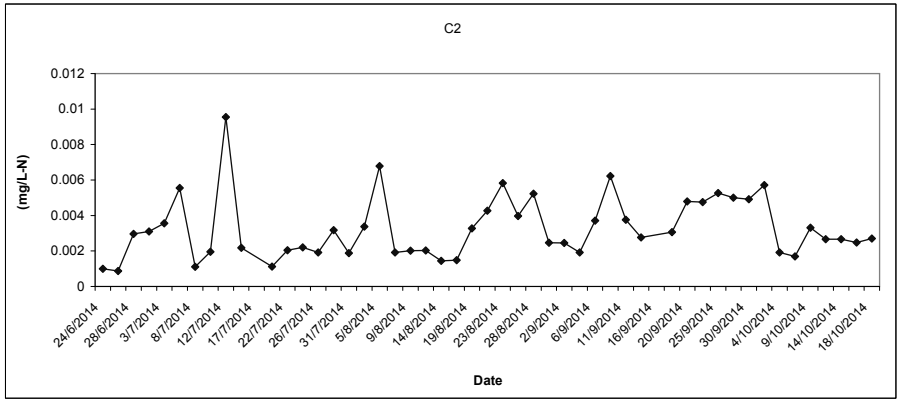

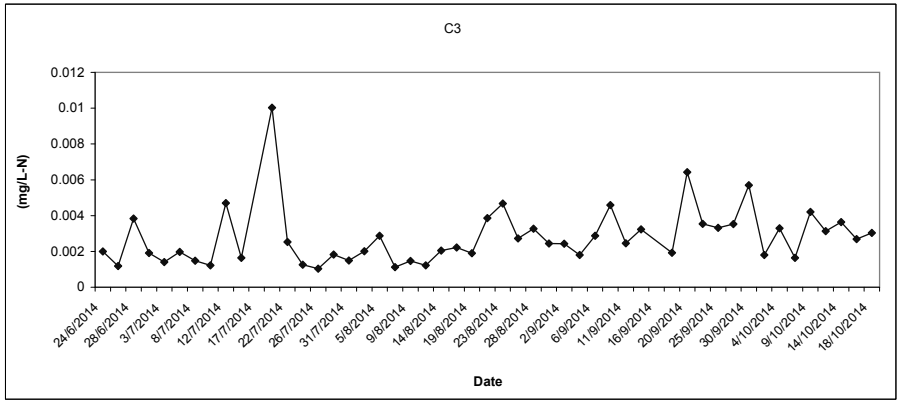

Providing Sufficient Water Depth for Kwai Tsing Container Basin and its Approach Channel

In-situ UIA (Depth average) at Mid-Ebb Tide

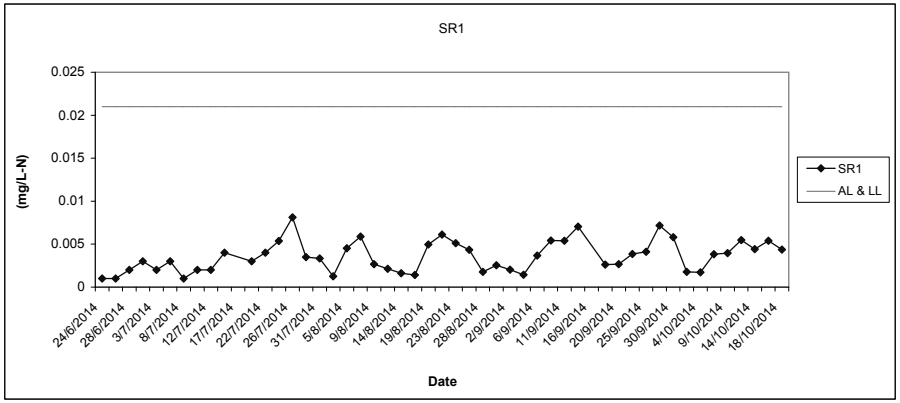

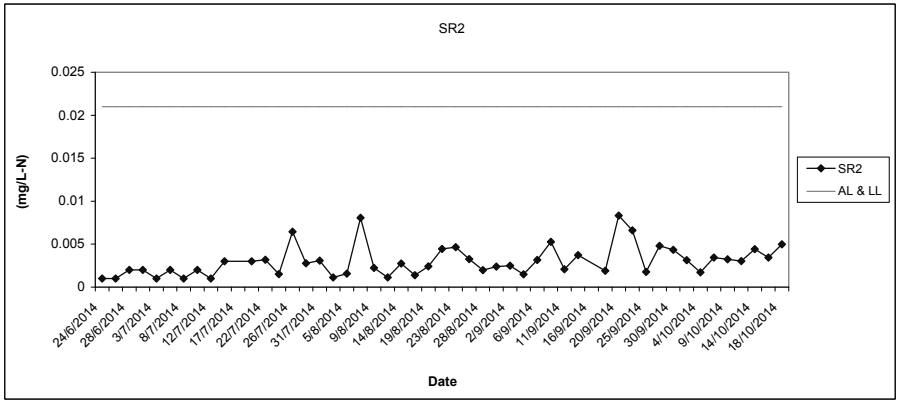

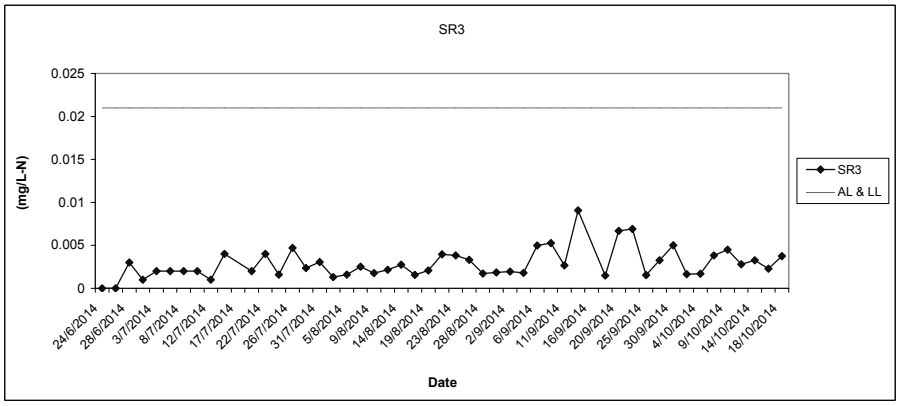

In-situ UIA (Depth average) at Mid-Ebb Tide

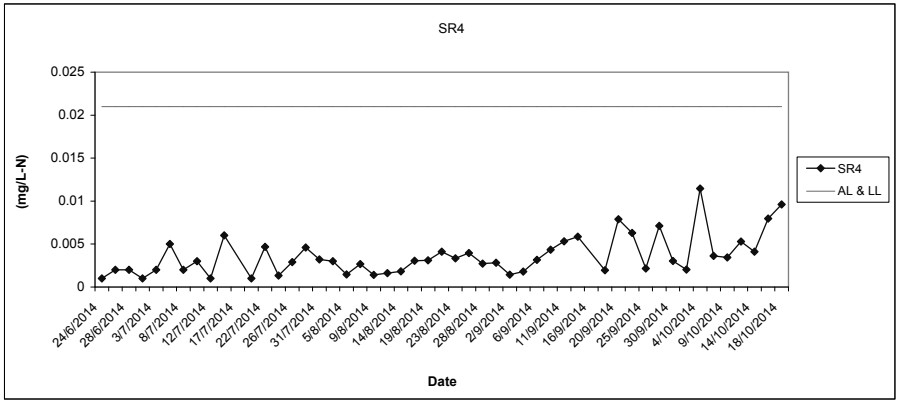

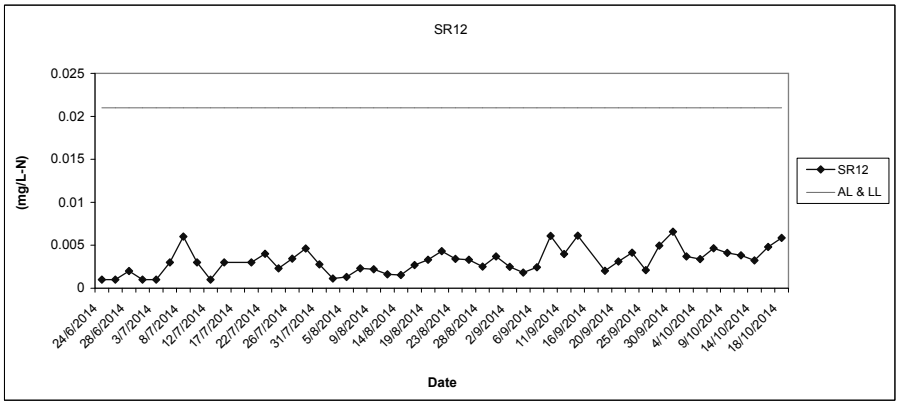

Providing Sufficient Water Depth for Kwai Tsing Container Basin and its Approach Channel

In-situ TIN (Depth average) at Mid-Ebb Tide

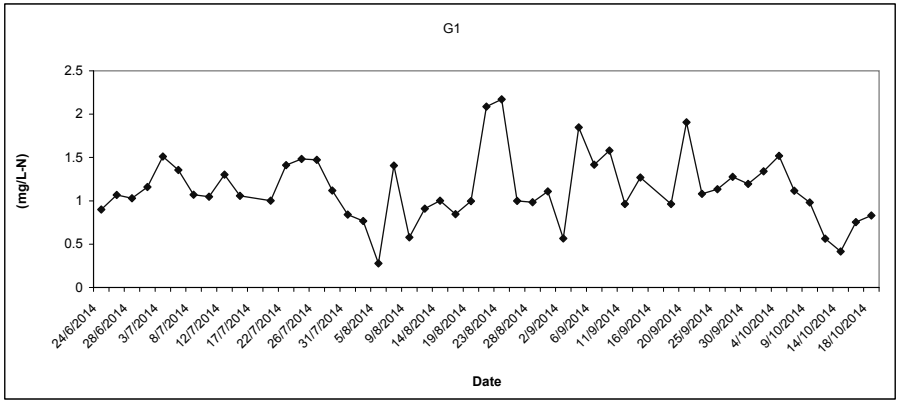

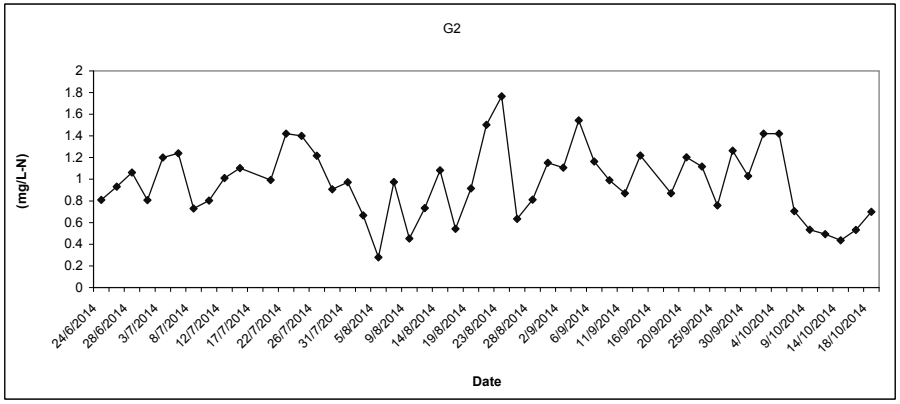

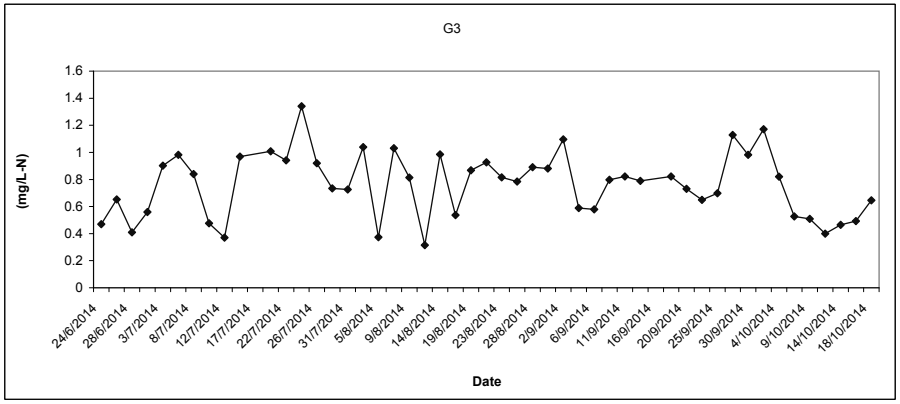

In-situ TIN (Depth average) at Mid-Ebb Tide

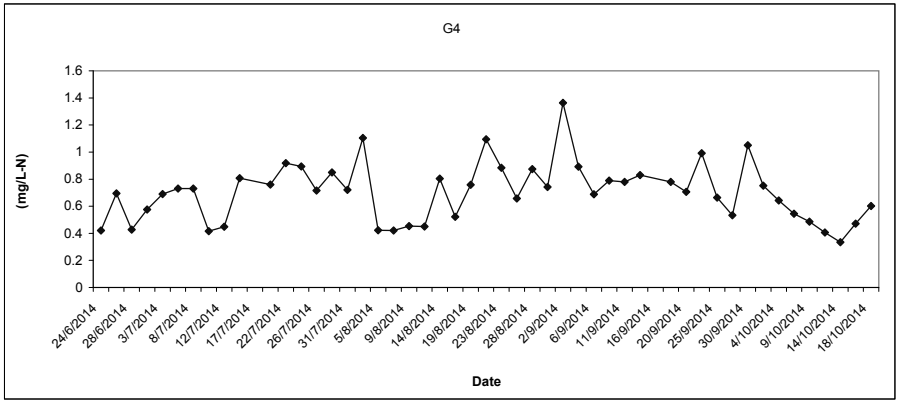

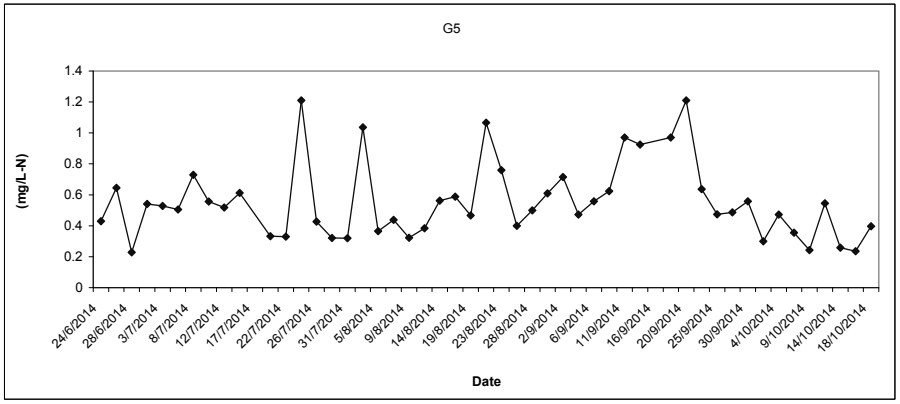

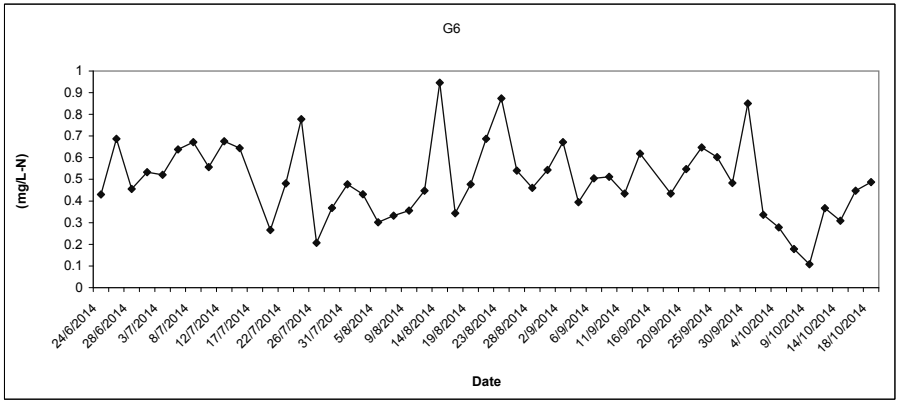

Providing Sufficient Water Depth for Kwai Tsing Container Basin and its Approach Channel

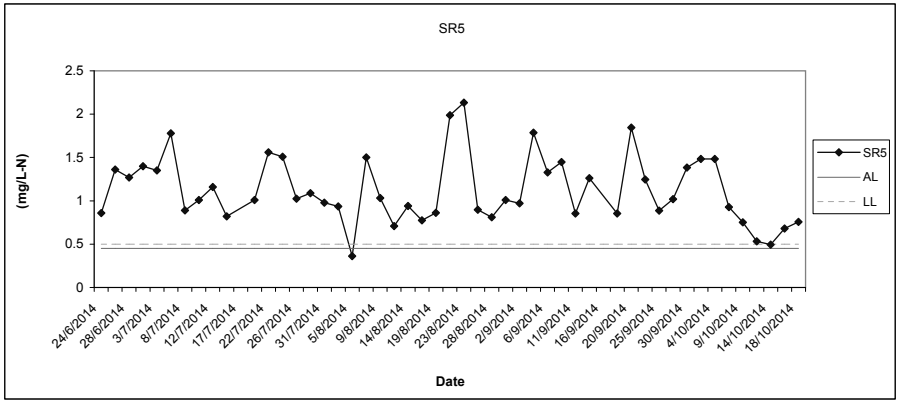

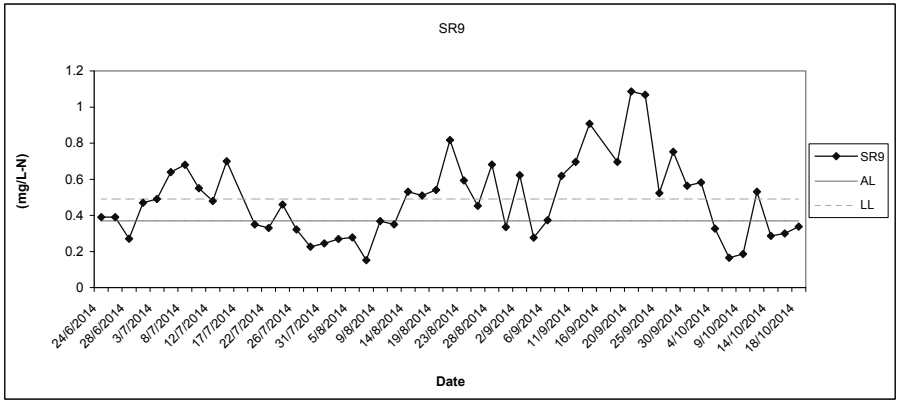

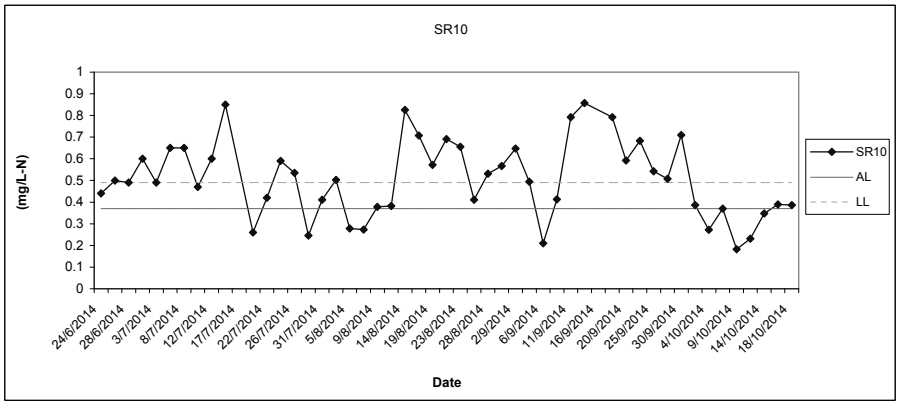

In-situ TIN (Depth average) at Mid-Ebb Tide

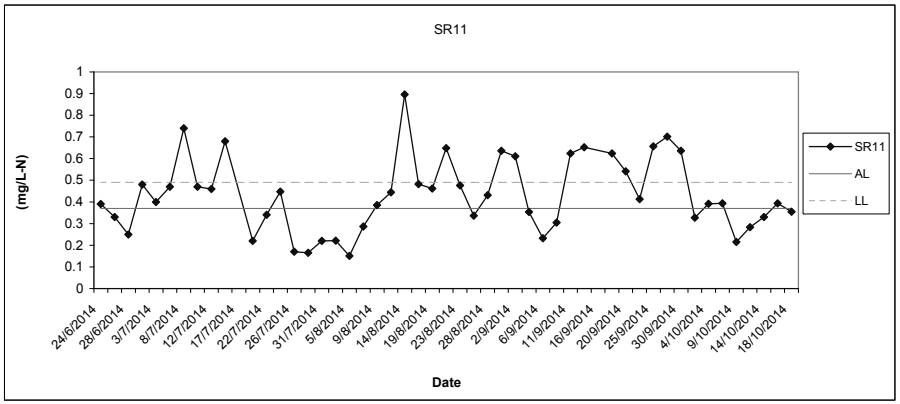

Providing Sufficient Water Depth for Kwai Tsing Container Basin and its Approach Channel

Total Suspended Solids (Depth average) at Mid-Ebb Tide

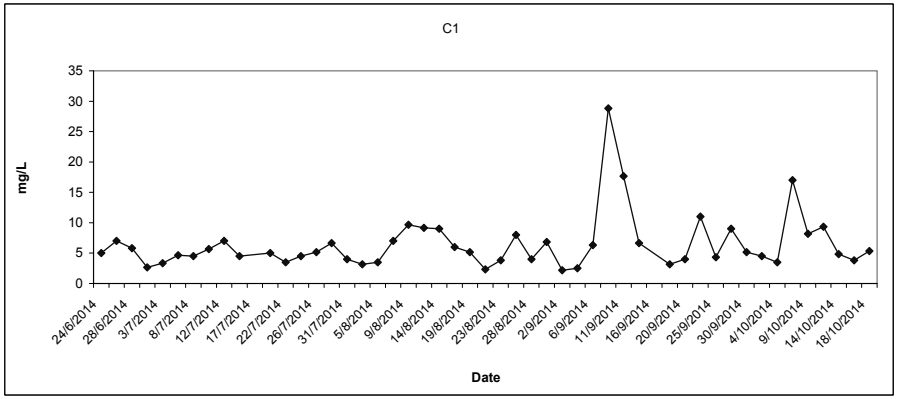

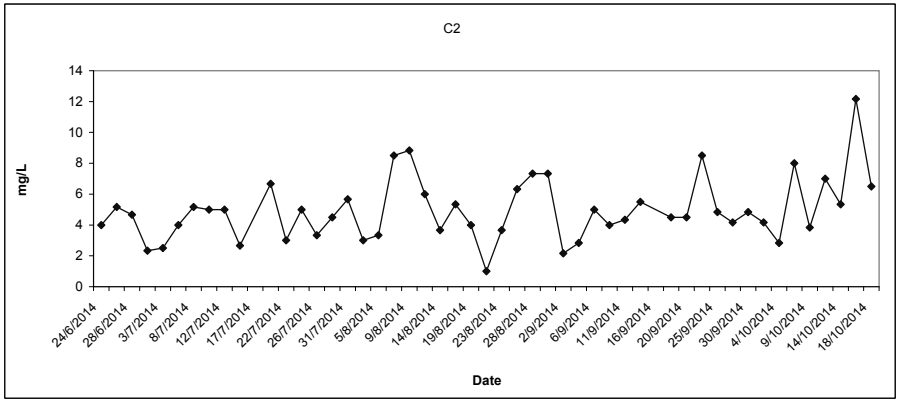

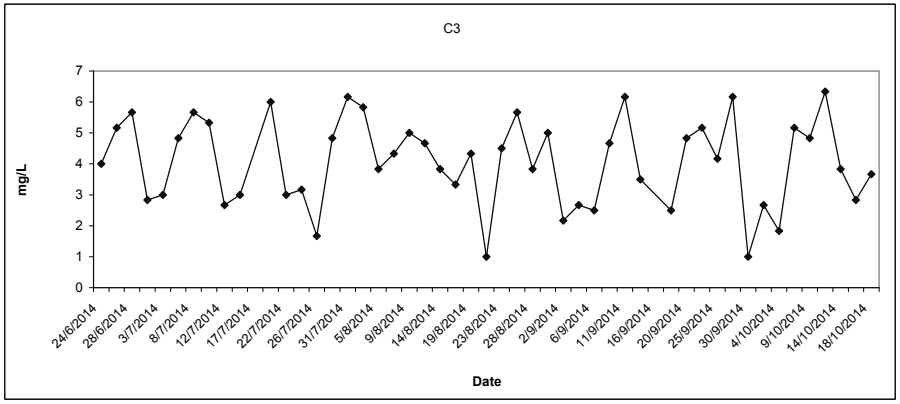

Total Suspended Solids (Depth average) at Mid-Ebb Tide

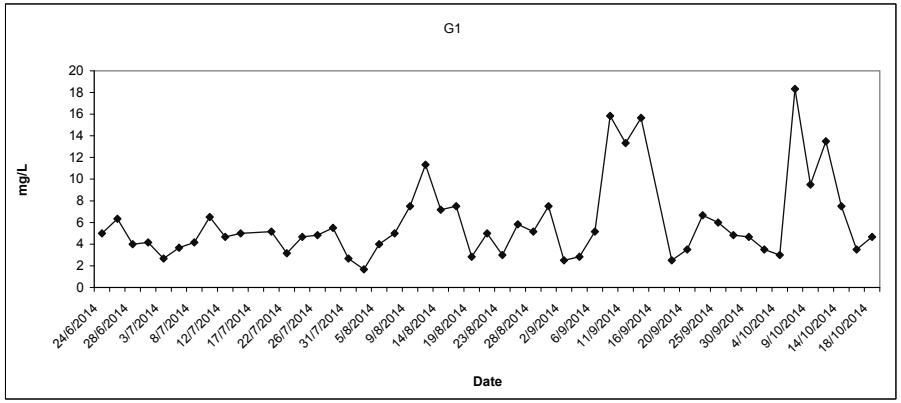

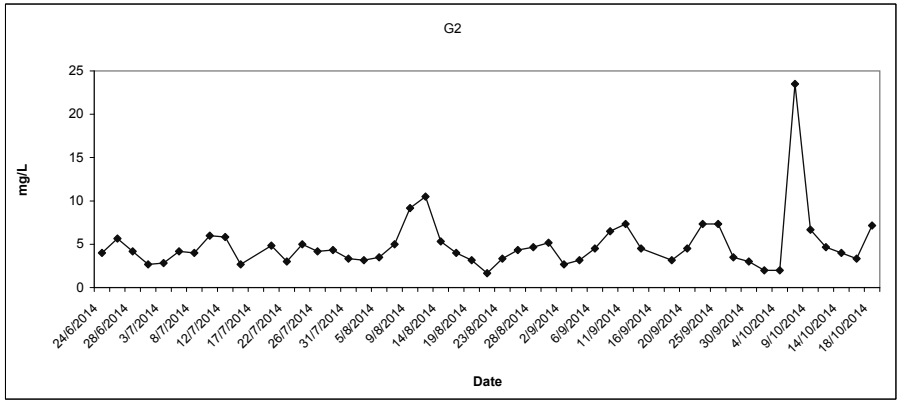

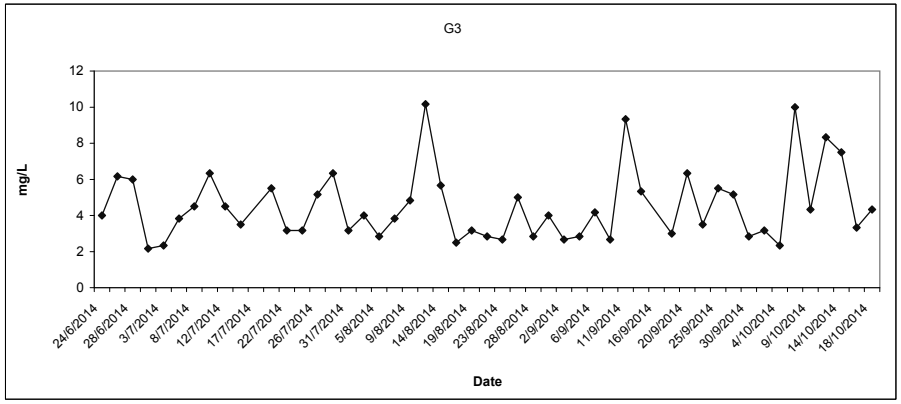

Providing Sufficient Water Depth for Kwai Tsing Container Basin and its Approach Channel

Total Suspended Solids (Depth average) at Mid-Ebb Tide

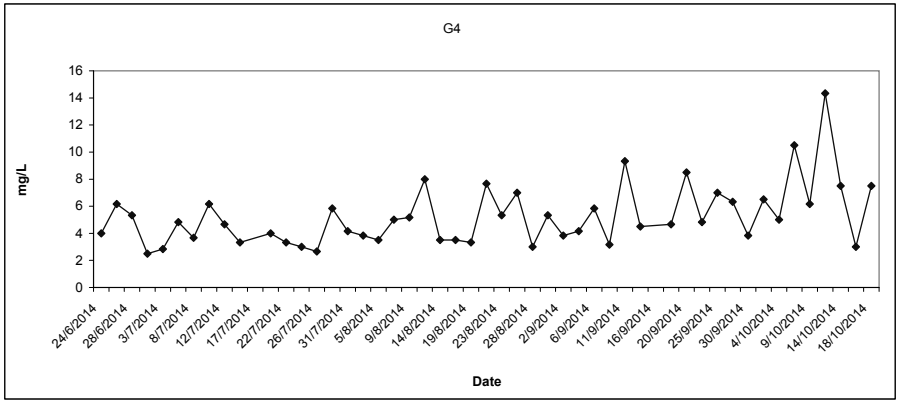

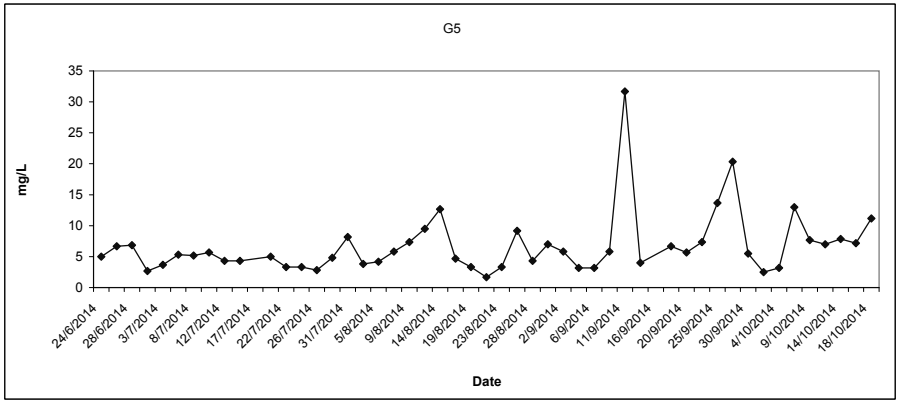

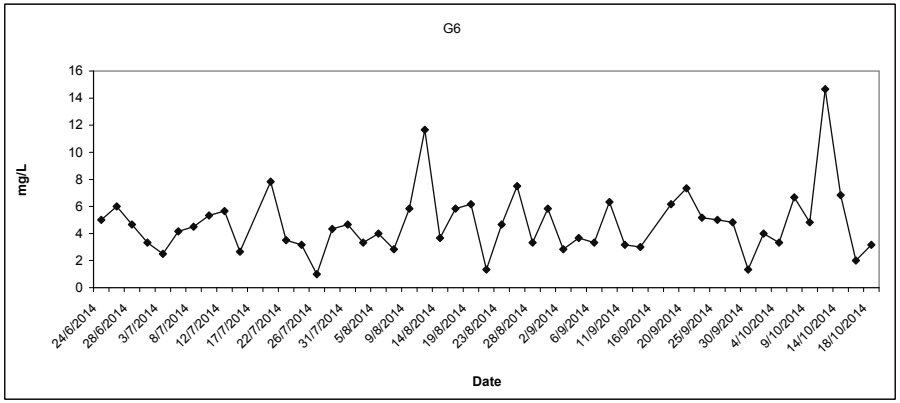

Total Suspended Solids (Depth average) at Mid-Ebb Tide

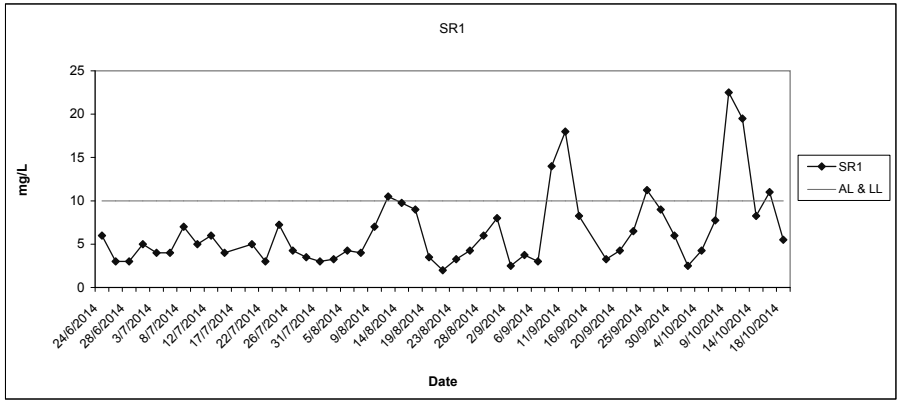

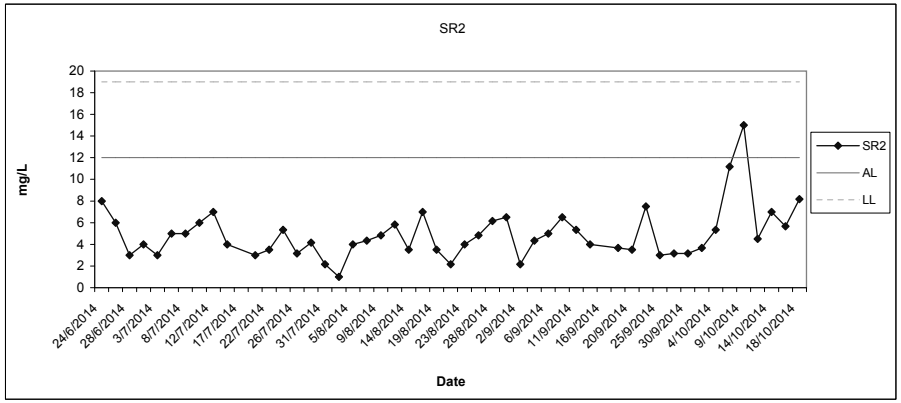

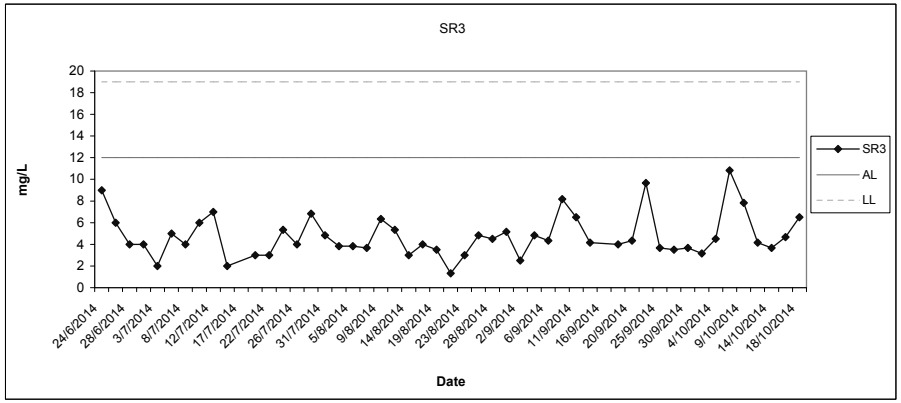

Providing Sufficient Water Depth for Kwai Tsing Container Basin and its Approach Channel

Total Suspended Solids (Depth average) at Mid-Ebb Tide

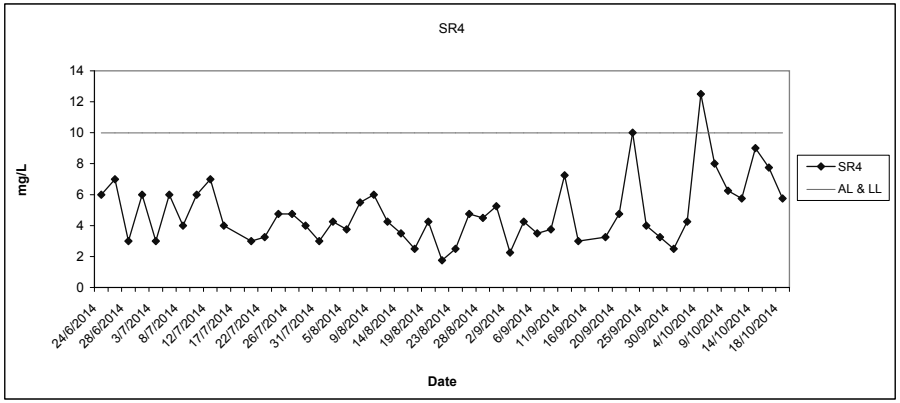

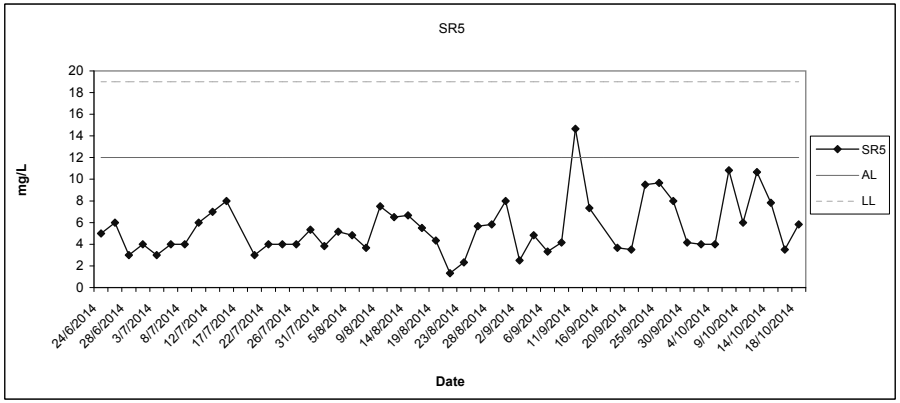

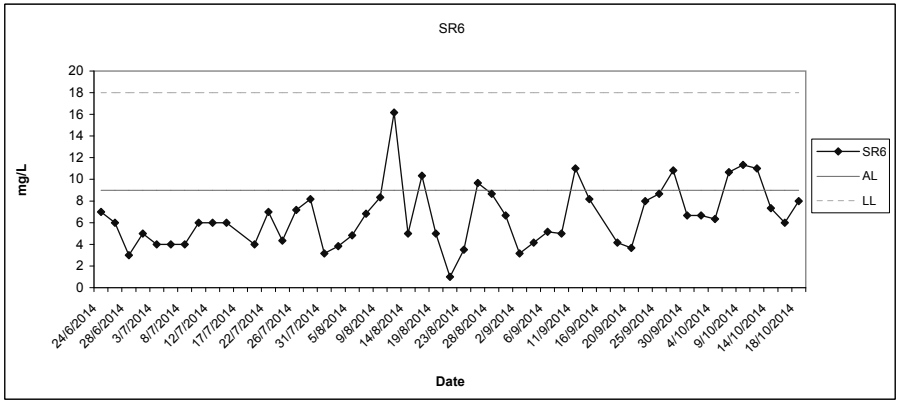

Total Suspended Solids (Depth average) at Mid-Ebb Tide

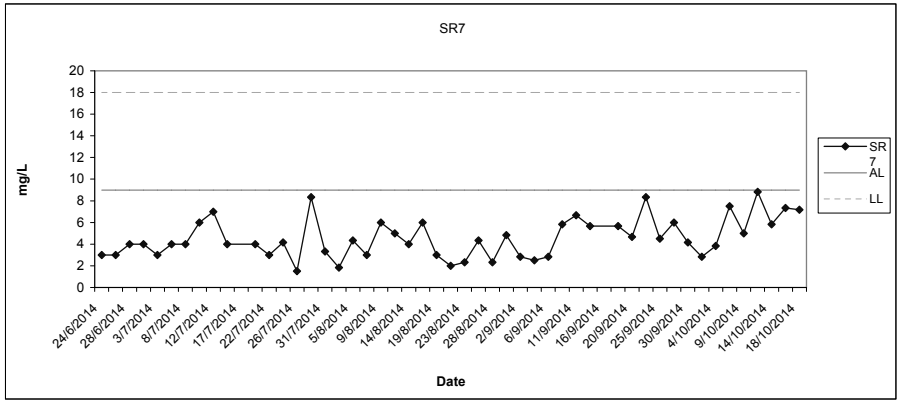

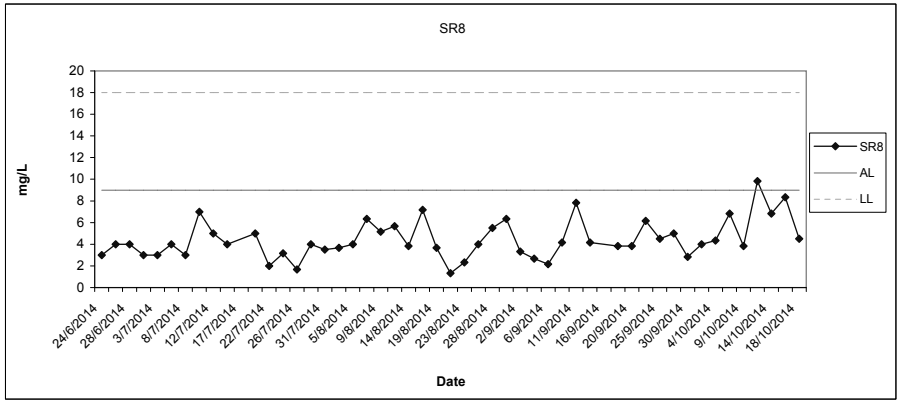

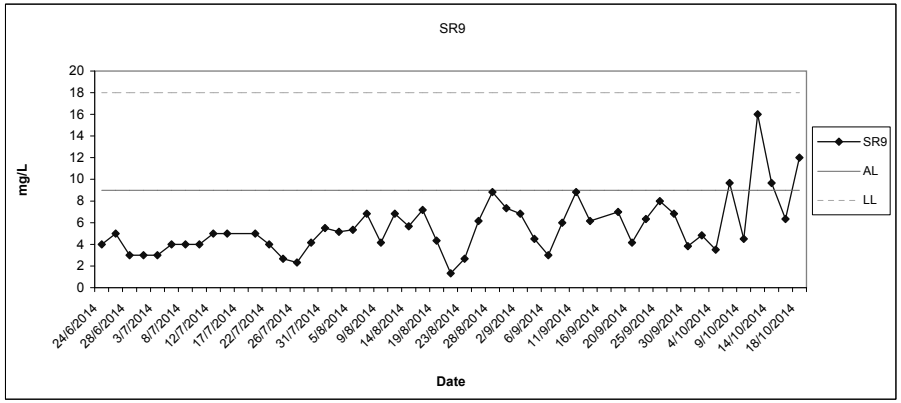

Providing Sufficient Water Depth for Kwai Tsing Container Basin and its Approach Channel

Total Suspended Solids (Depth average) at Mid-Ebb Tide

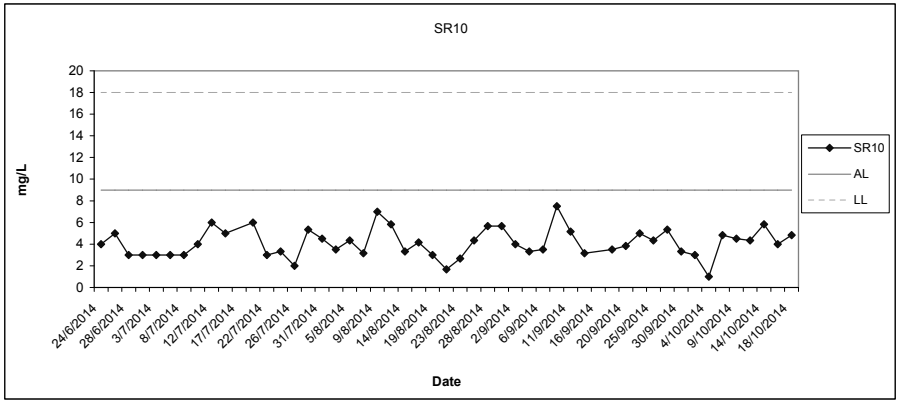

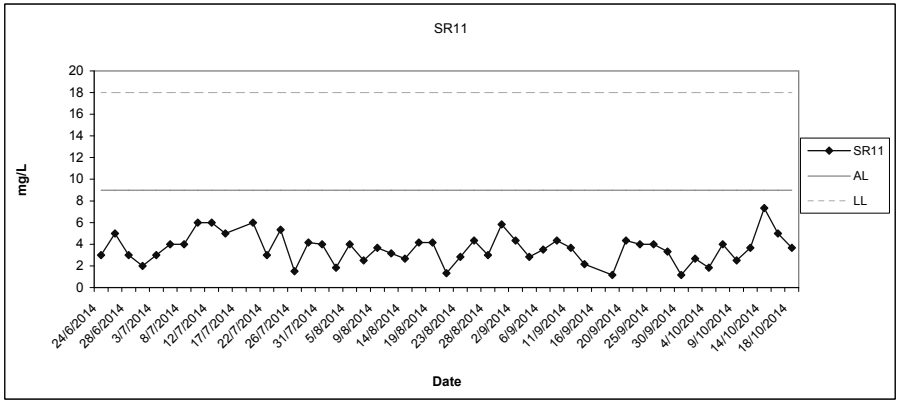

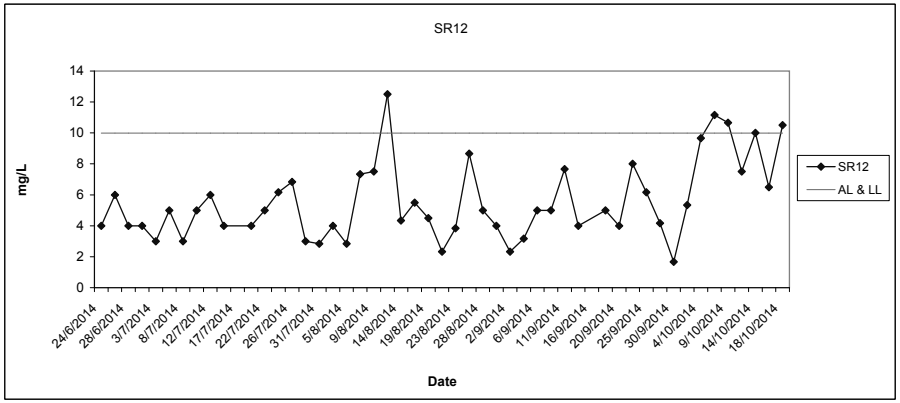

Total Suspended Solids (Depth average) at Mid-Ebb Tide

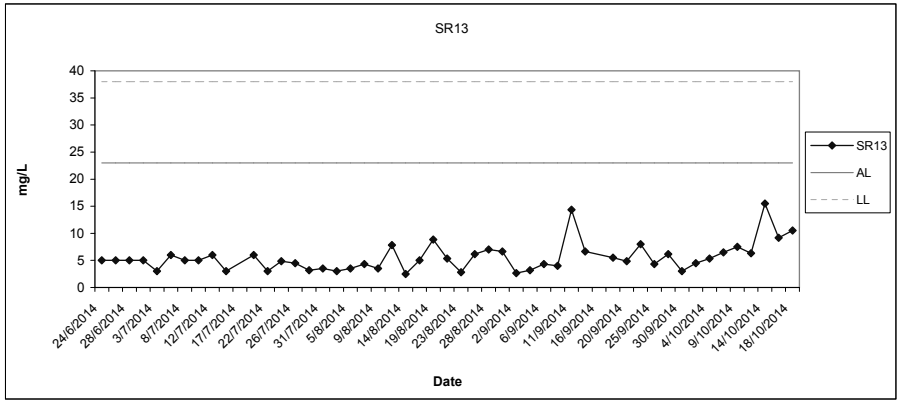

Providing Sufficient Water Depth for Kwai Tsing Container Basin and its Approach Channel

Ammonia Nitrogen (Depth average) at Mid-Ebb Tide

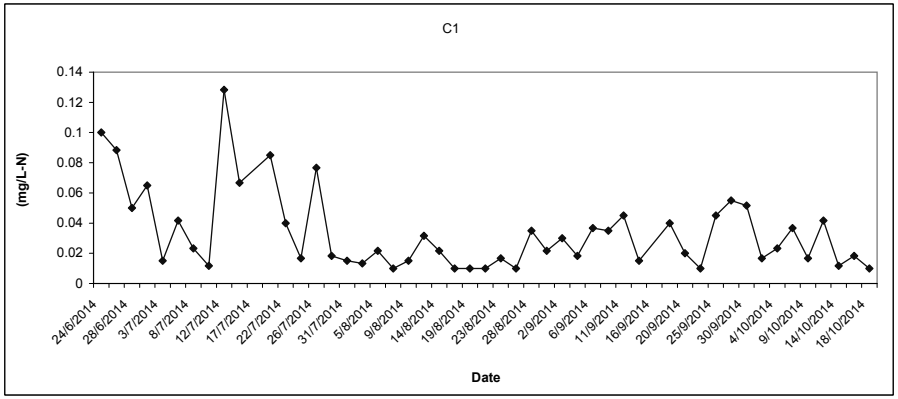

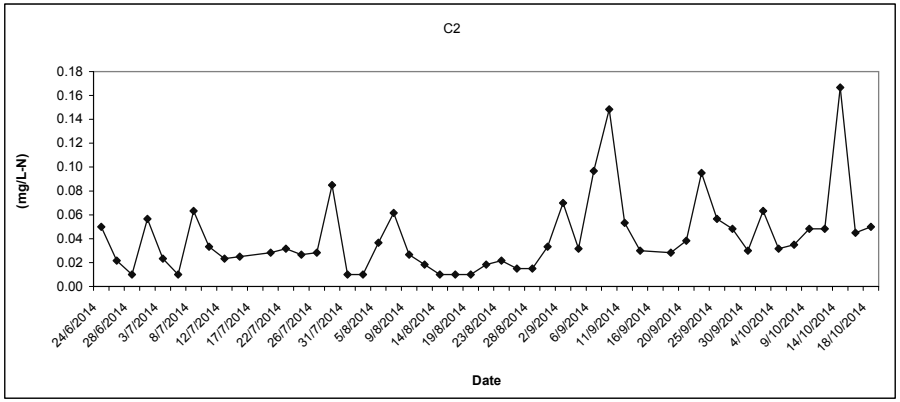

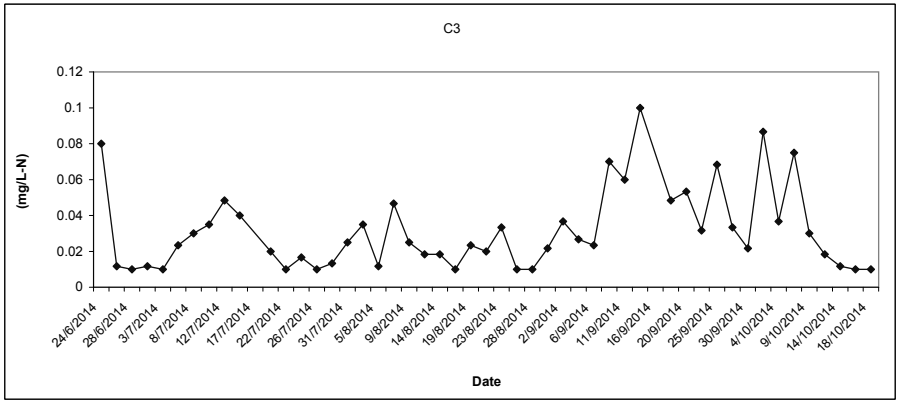

Ammonia Nitrogen (Depth average) at Mid-Ebb Tide

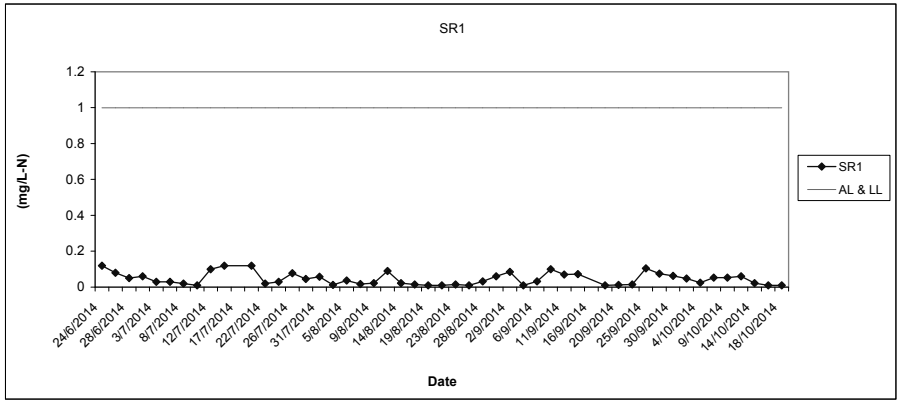

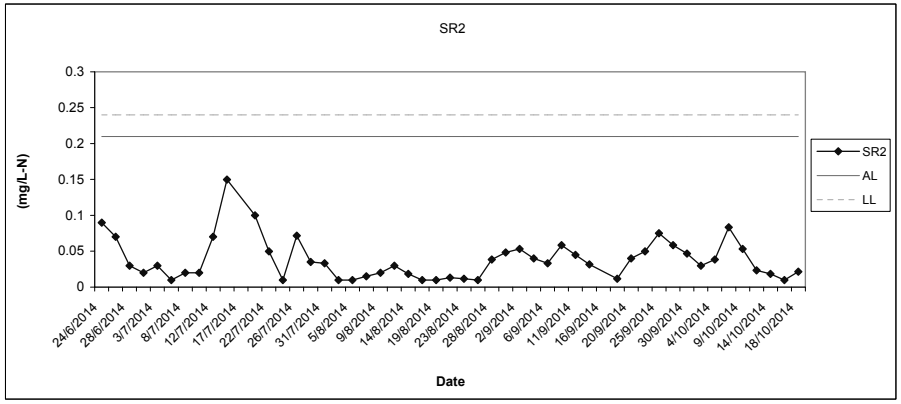

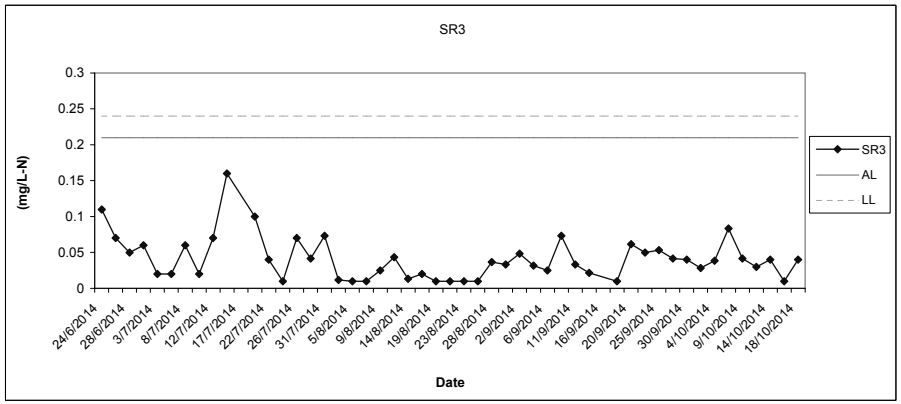

Providing Sufficient Water Depth for Kwai Tsing Container Basin and its Approach Channel

Ammonia Nitrogen (Depth average) at Mid-Ebb Tide

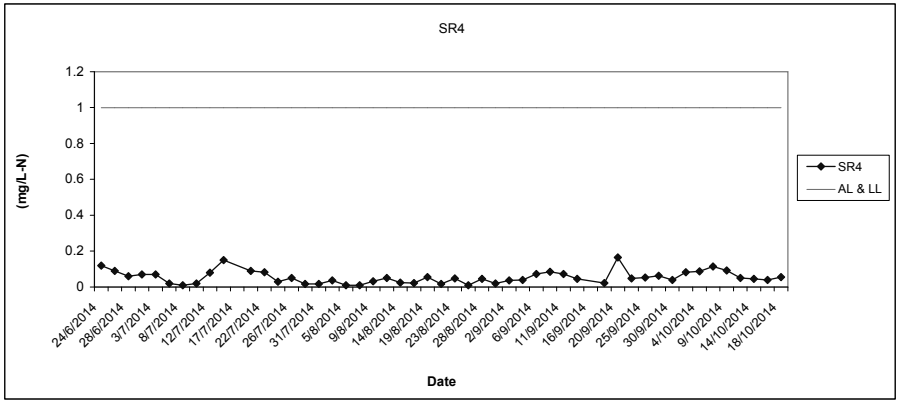

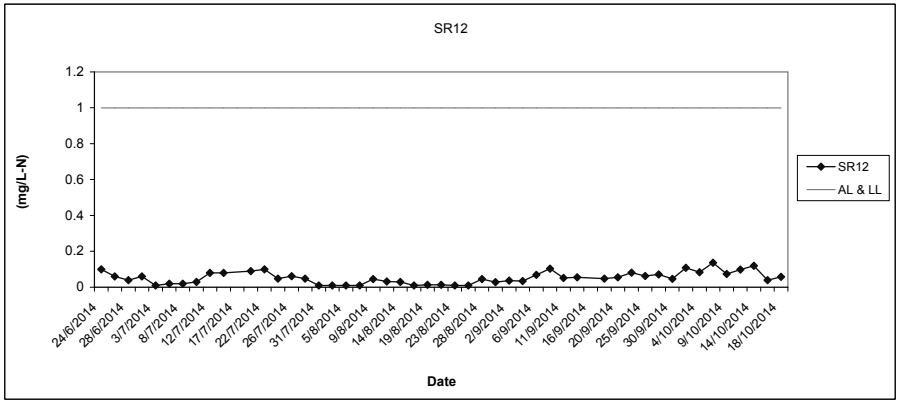

Laboratory Analysis UIA (Depth average) at Mid-Ebb Tide

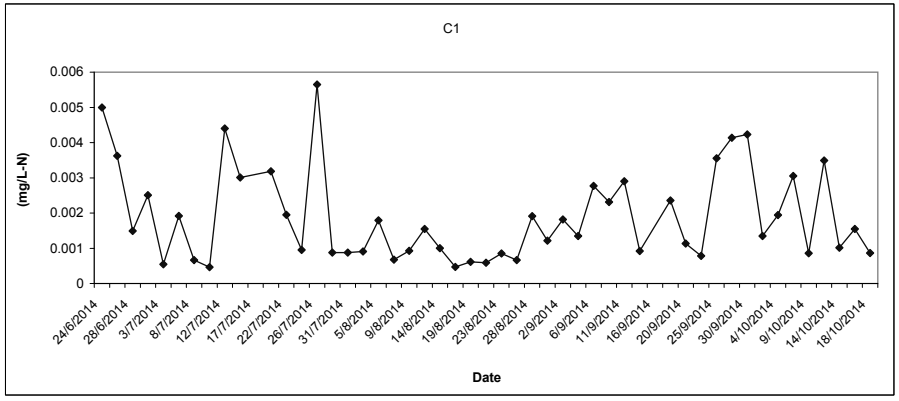

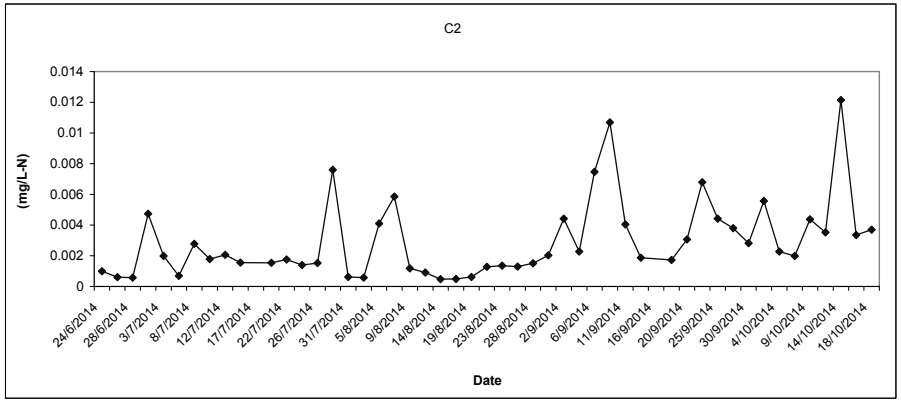

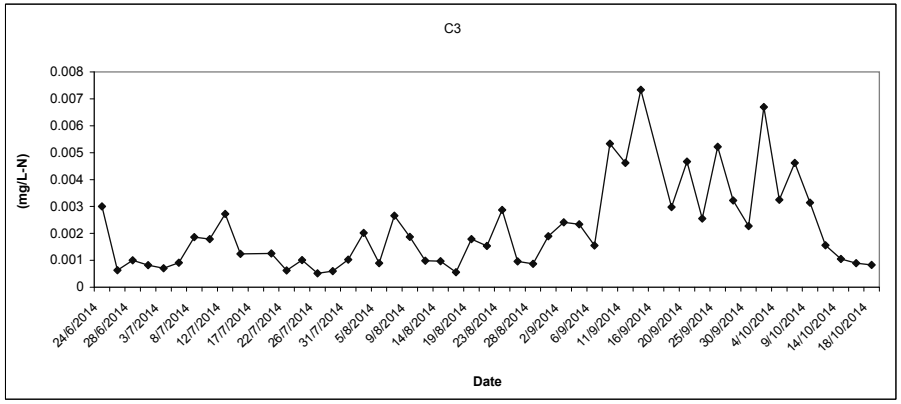

Providing Sufficient Water Depth for Kwai Tsing Container Basin and its Approach Channel

Laboratory Analysis UIA (Depth average) at Mid-Ebb Tide

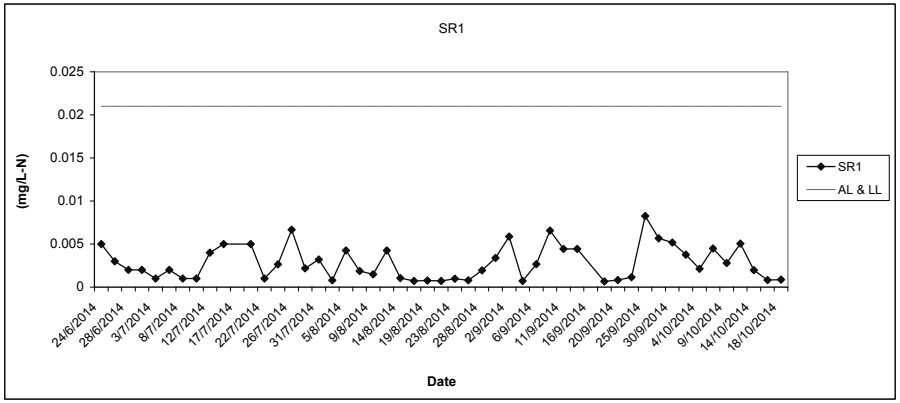

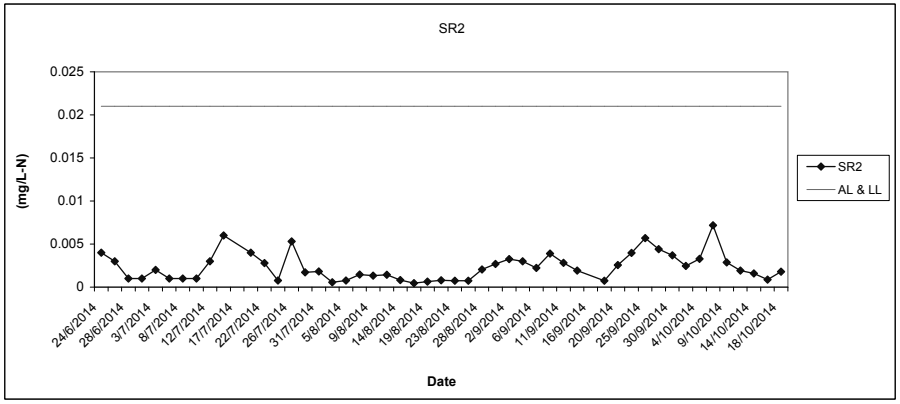

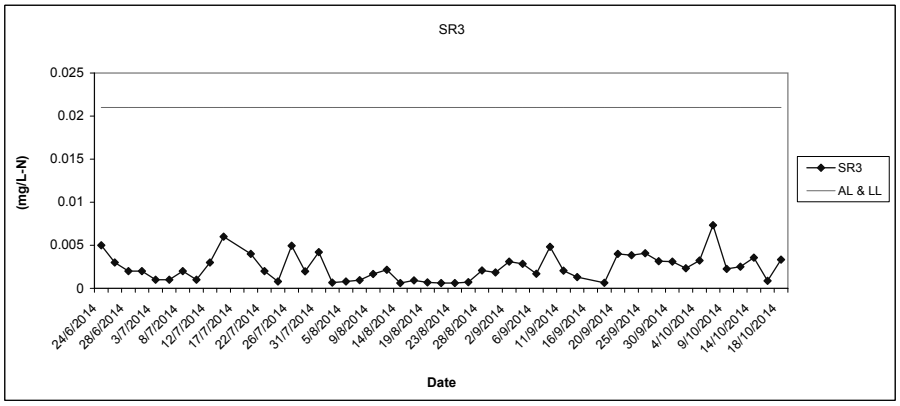

Laboratory Analysis UIA (Depth average) at Mid-Ebb Tide

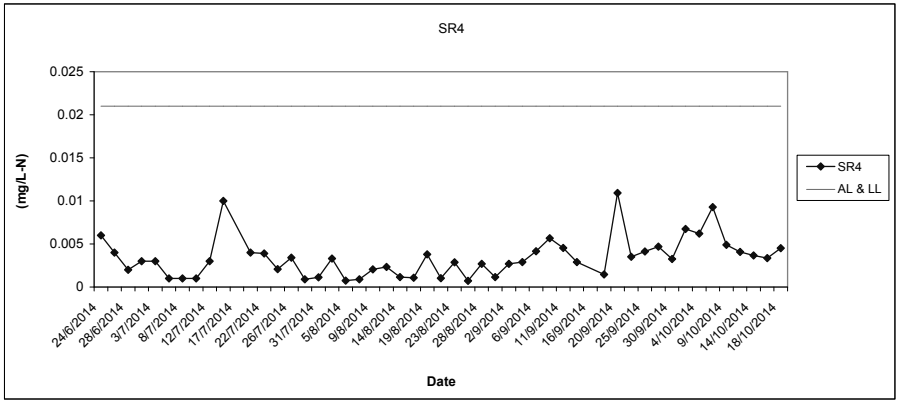

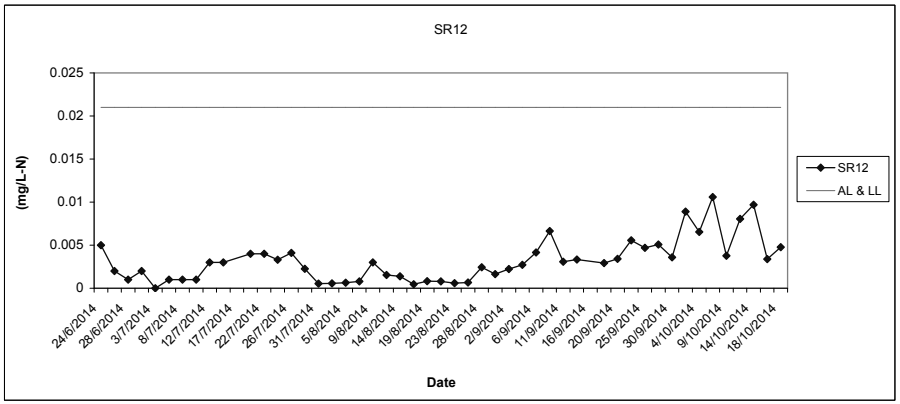

Providing Sufficient Water Depth for Kwai Tsing Container Basin and its Approach Channel

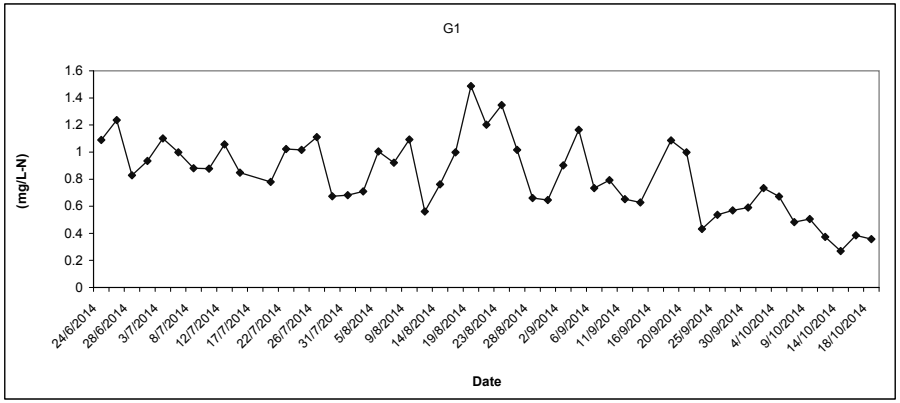

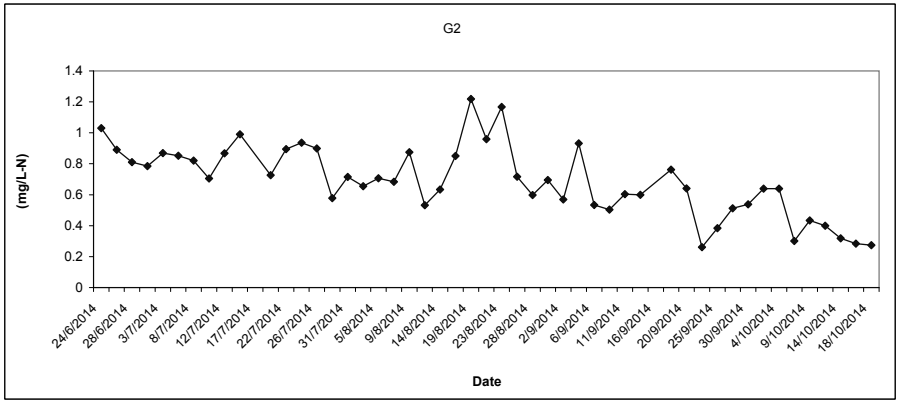

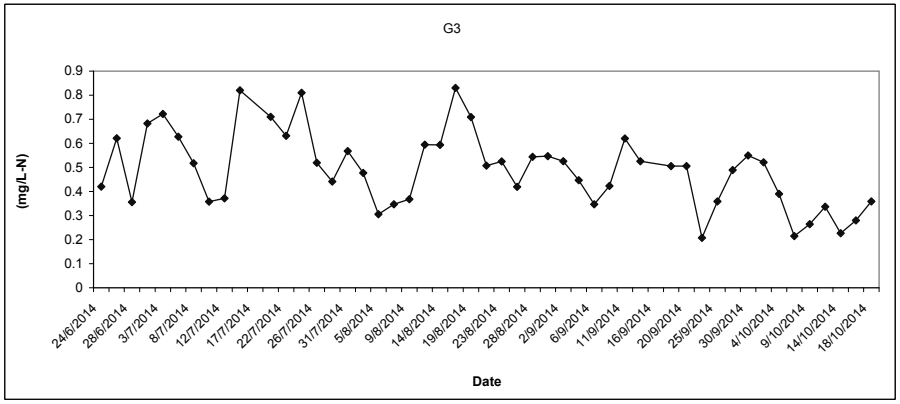

Laboratory Analysis TIN (Depth average) at Mid-Ebb Tide

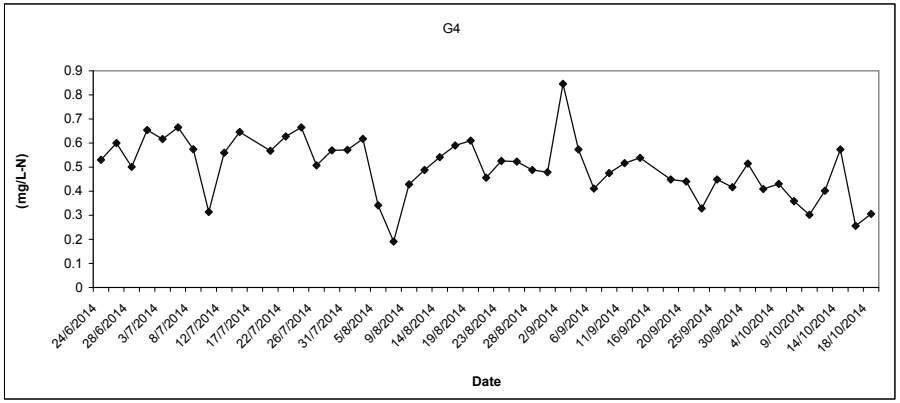

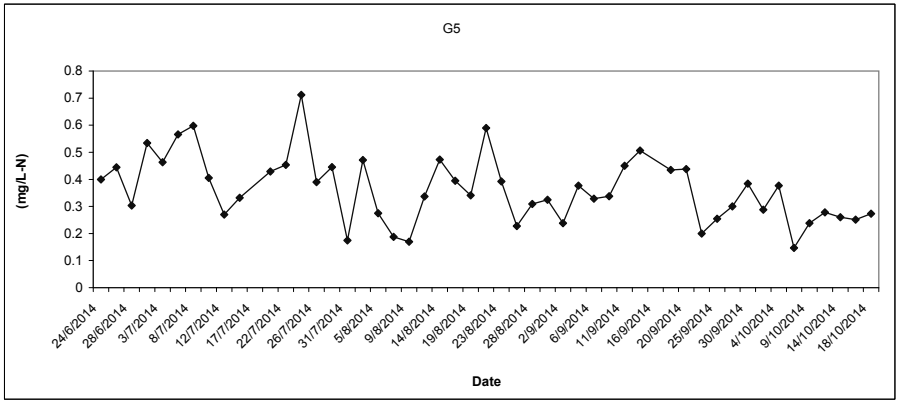

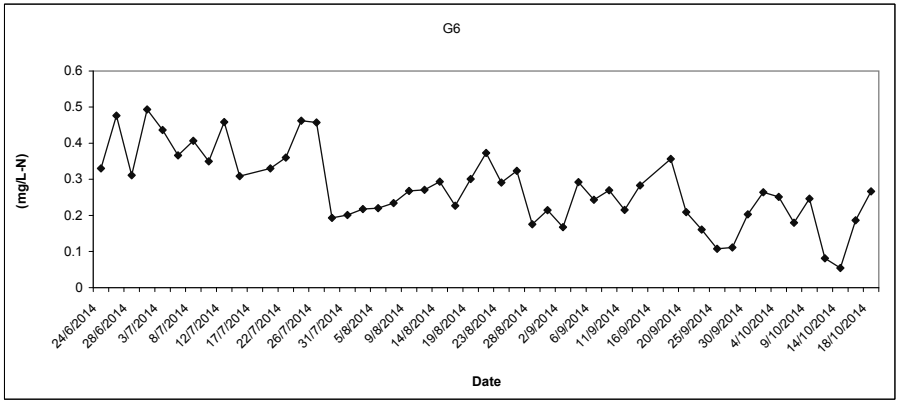

Providing Sufficient Water Depth for Kwai Tsing Container Basin and its Approach Channel

Laboratory Analysis TIN (Depth average) at Mid-Ebb Tide

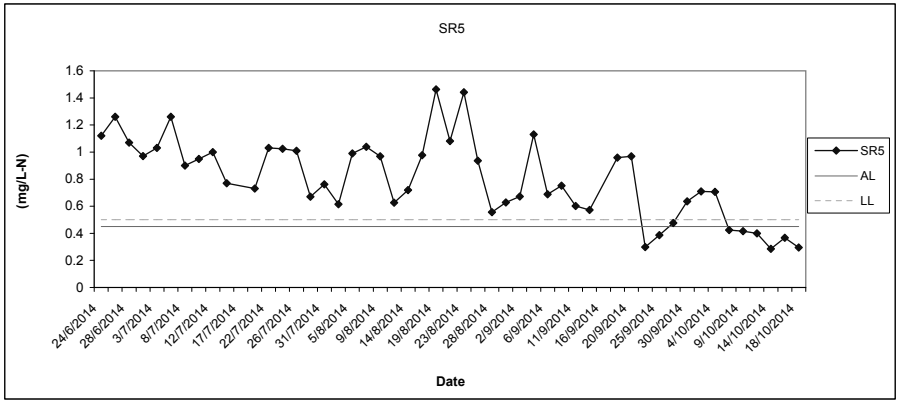

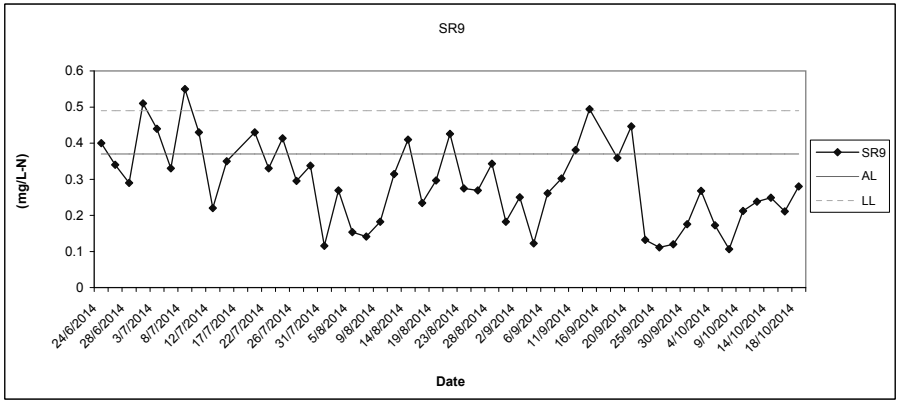

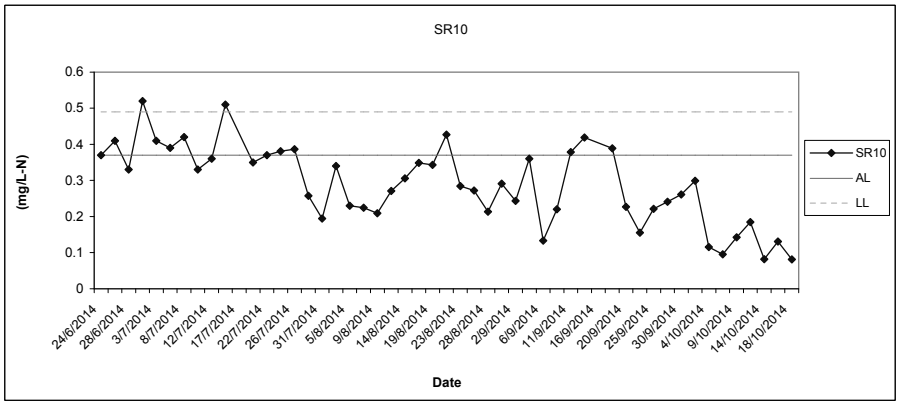

Laboratory Analysis TIN (Depth average) at Mid-Ebb Tide

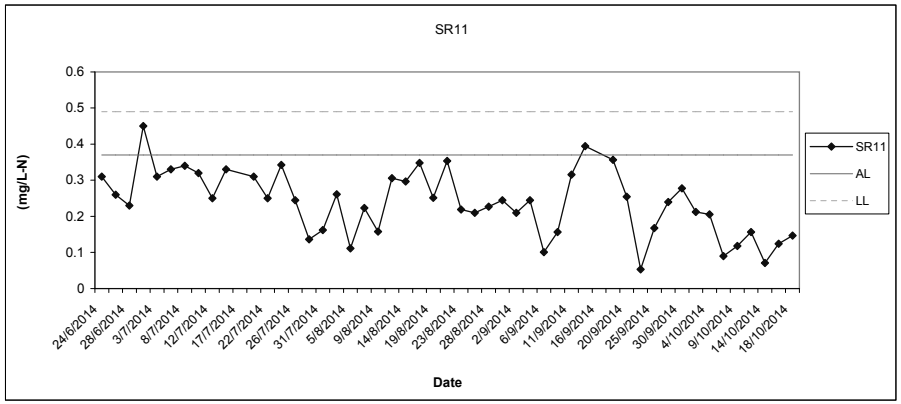

Providing Sufficient Water Depth for Kwai Tsing Container Basin and its Approach Channel

E.coli (Depth average) at Mid-Ebb Tide

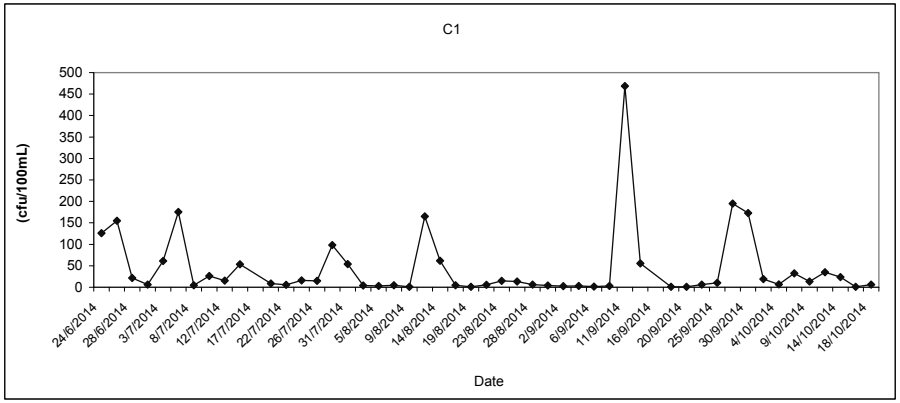

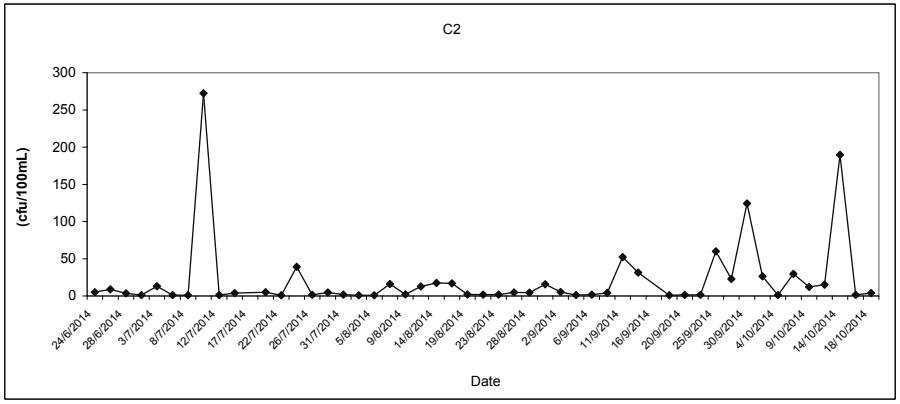

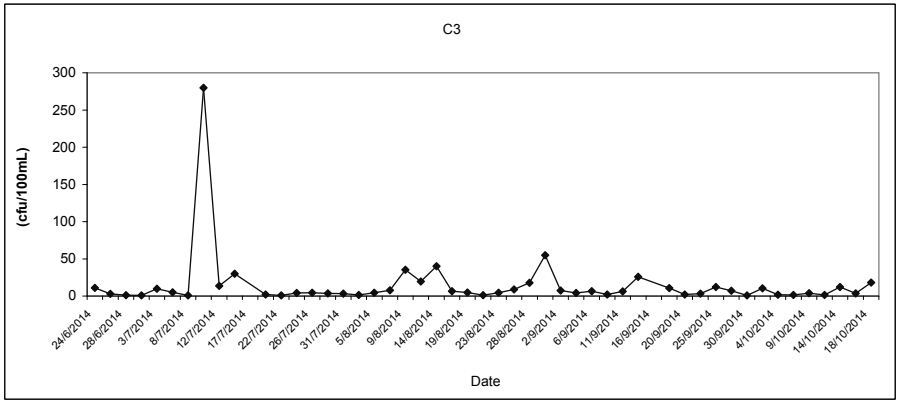

E.coli (Depth average) at Mid-Ebb Tide

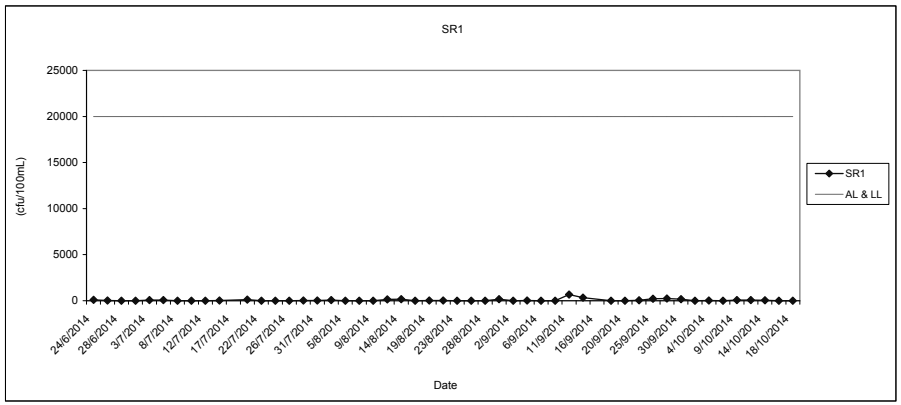

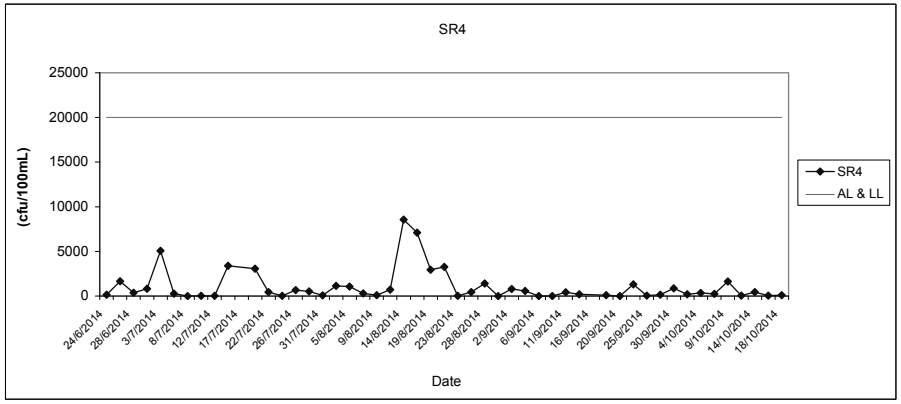

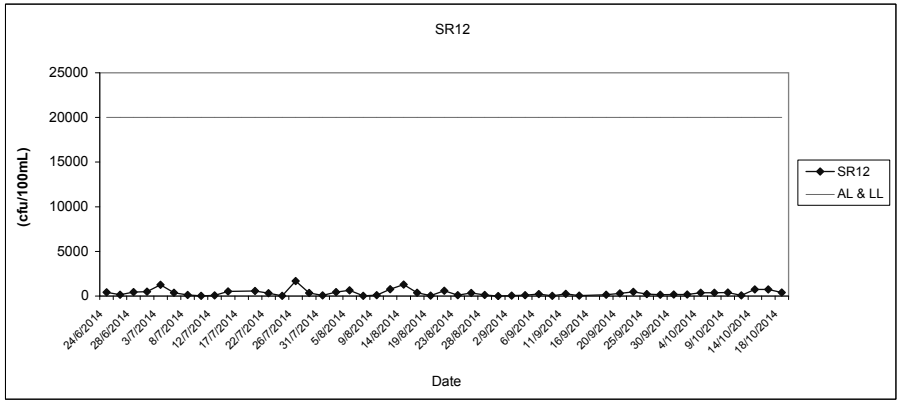

Providing Sufficient Water Depth for Kwai Tsing Container Basin and its Approach Channel

BOD_5 (Depth average) at Mid-Ebb Tide

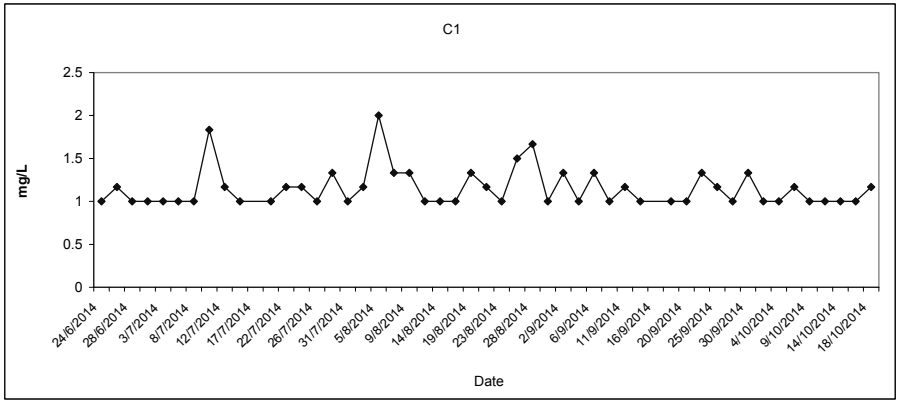

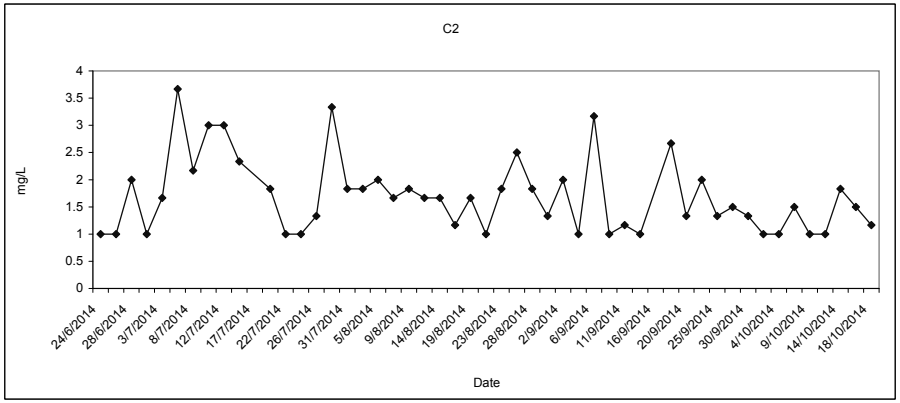

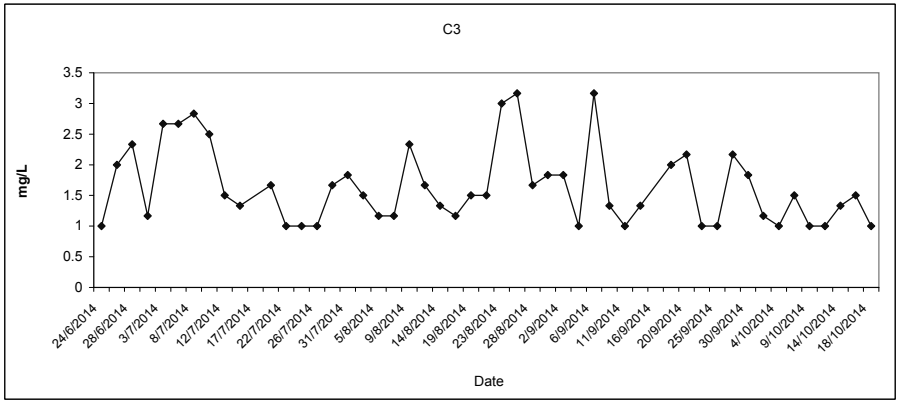

BOD_5 (Depth average) at Mid-Ebb Tide

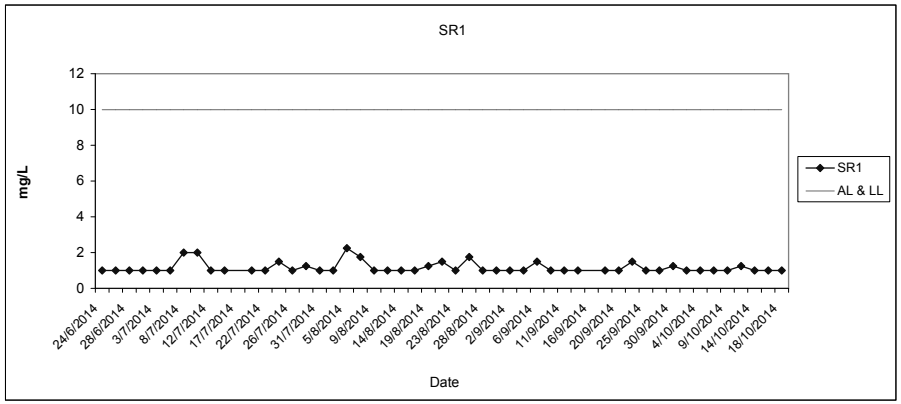

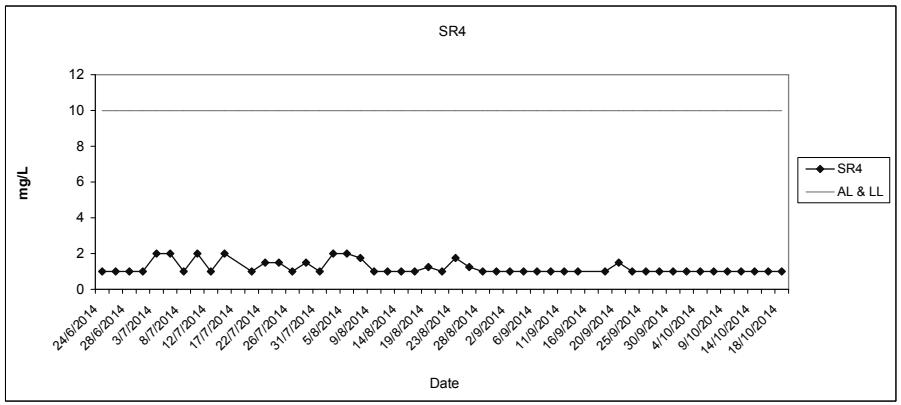

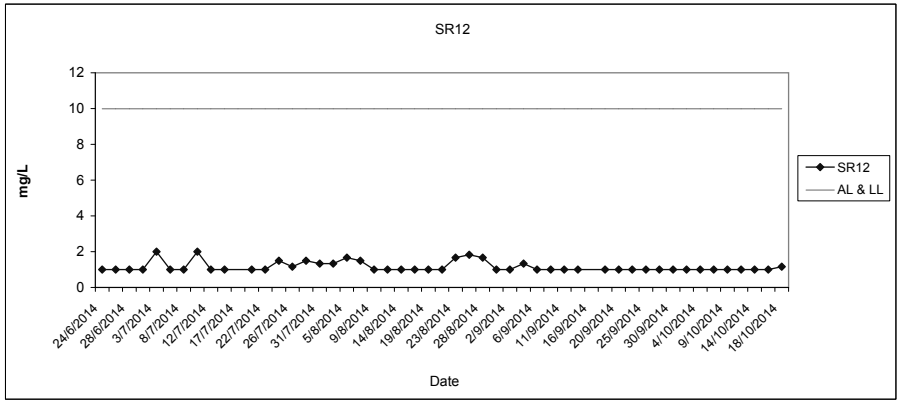

Providing Sufficient Water Depth for Kwai Tsing Container Basin and its Approach Channel

Synthetic Detergent (Depth average) at Mid-Ebb Tide

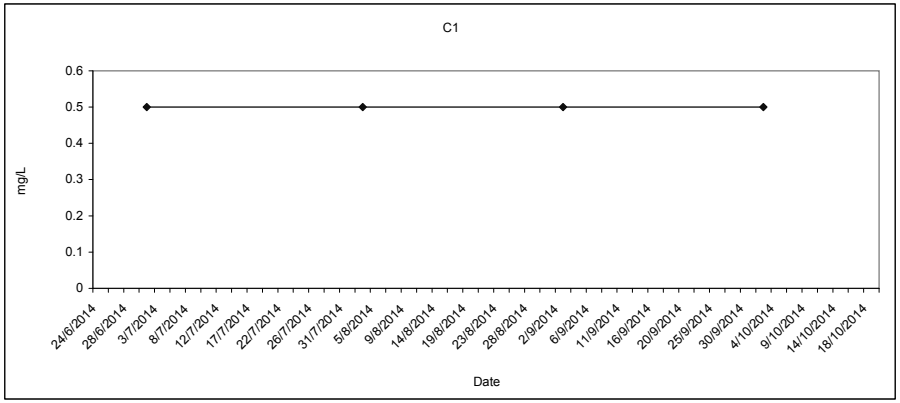

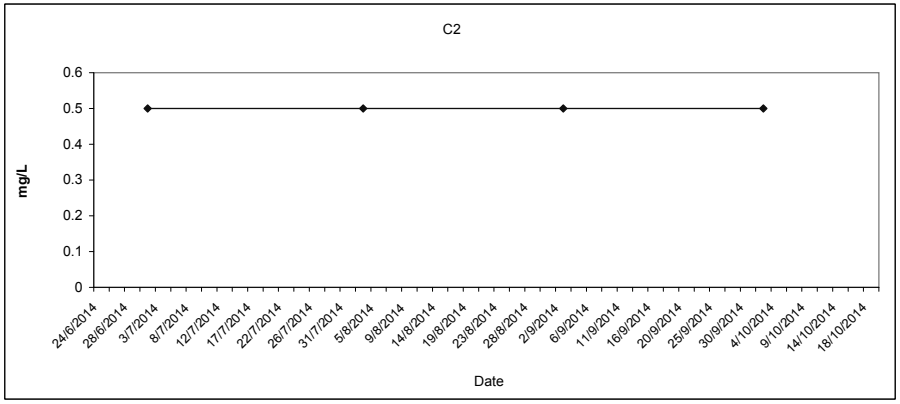

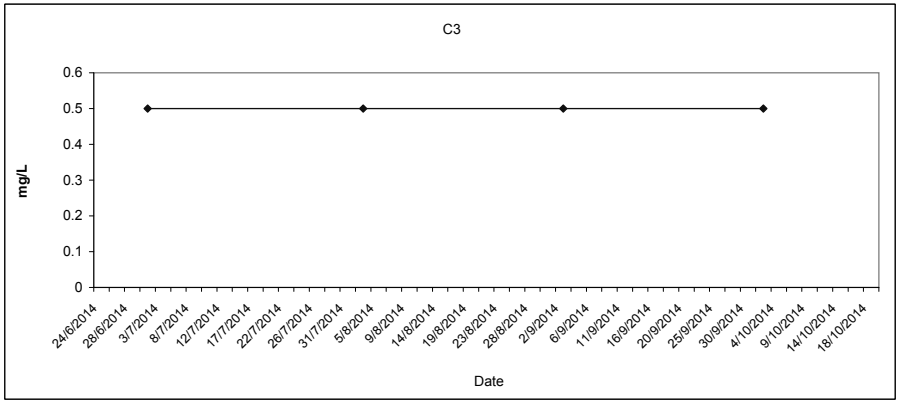

Synthetic Detergent (Depth average) at Mid-Ebb Tide

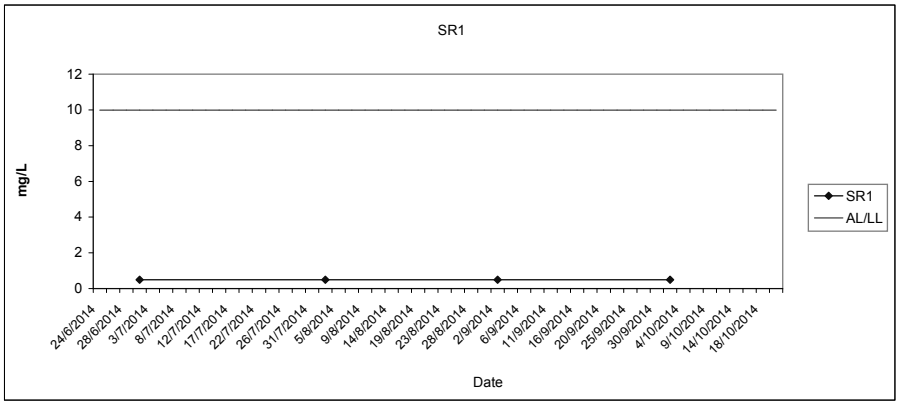

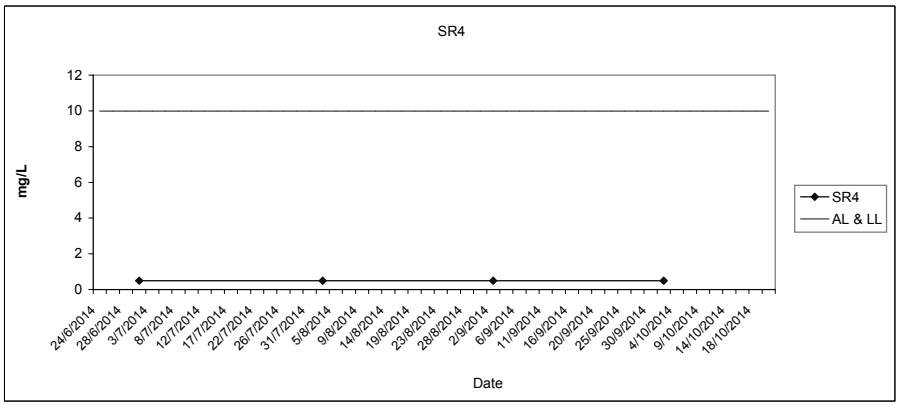

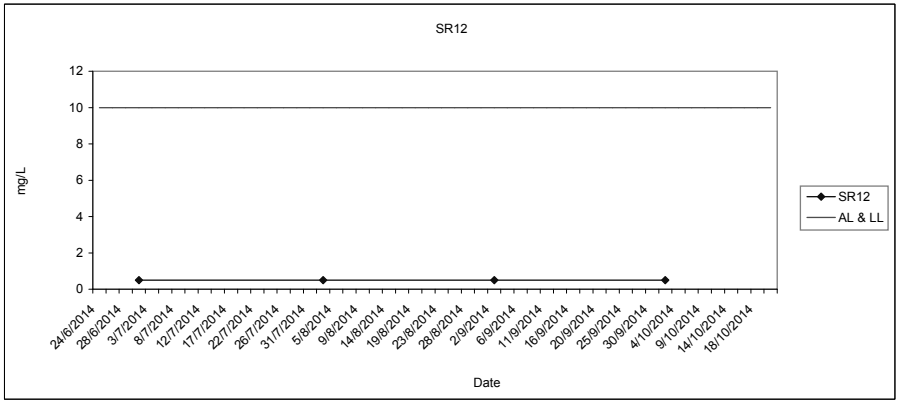

Providing Sufficient Water Depth for Kwai Tsing Container Basin and its Approach Channel

Dissolved Oxygen (Surface and Middle) at Mid-Flood Tide

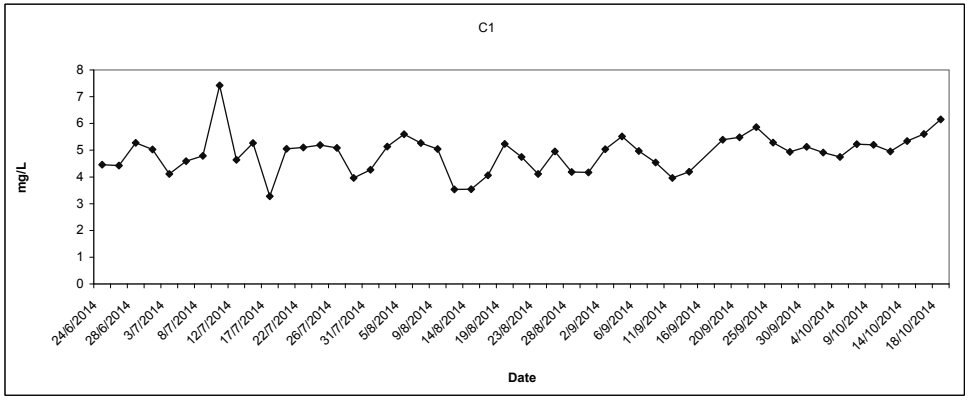

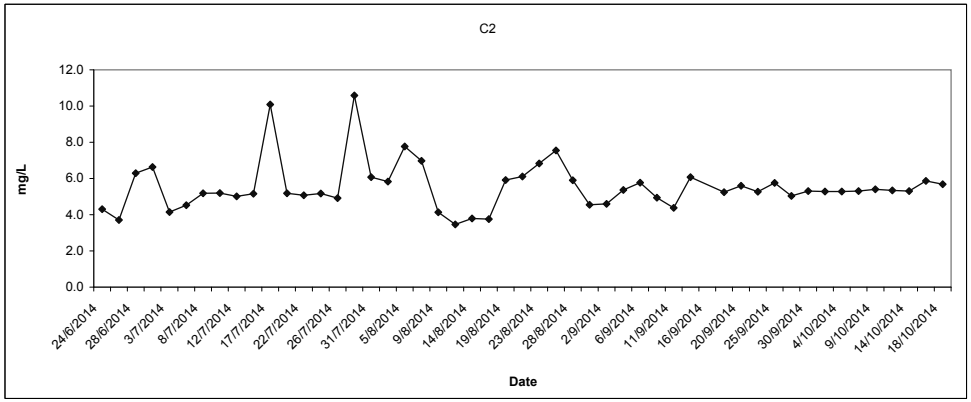

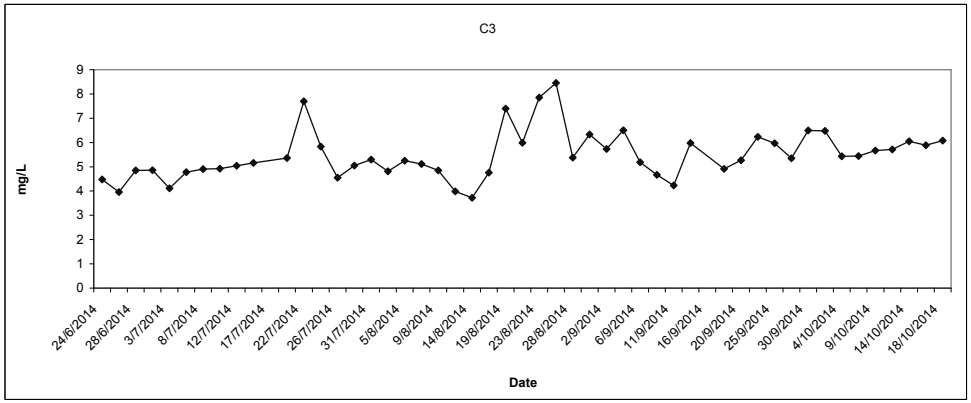

Dissolved Oxygen (Surface and Middle) at Mid-Flood Tide

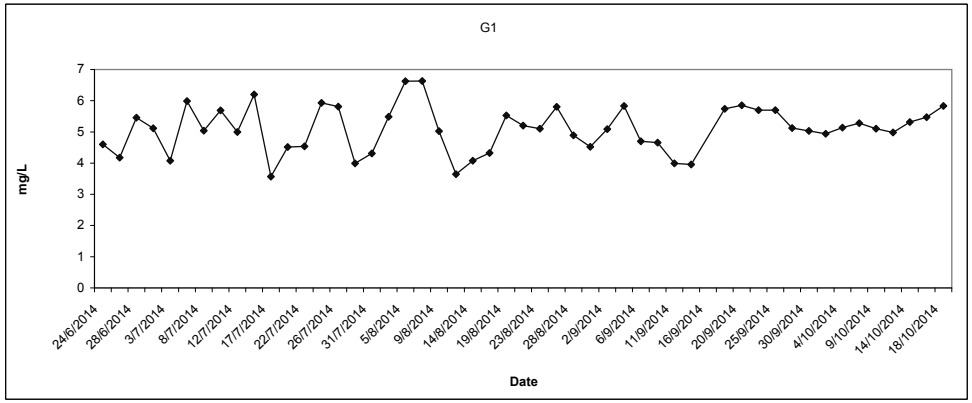

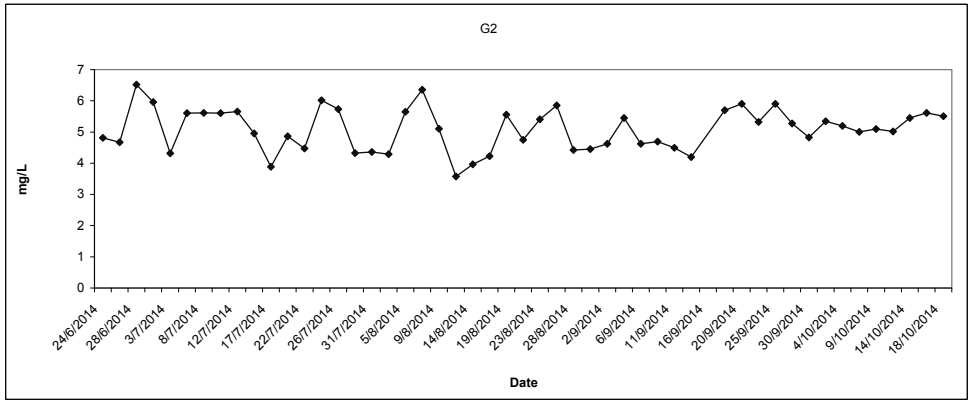

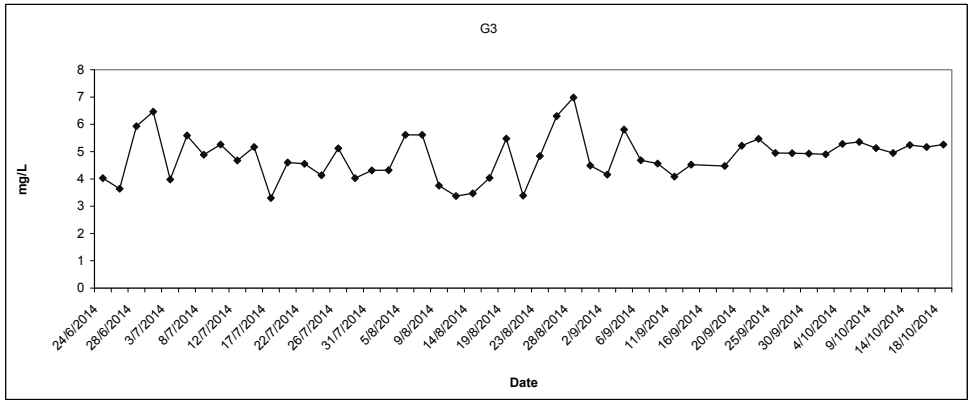

Providing Sufficient Water Depth for Kwai Tsing Container Basin and its Approach Channel

Dissolved Oxygen (Surface and Middle) at Mid-Flood Tide

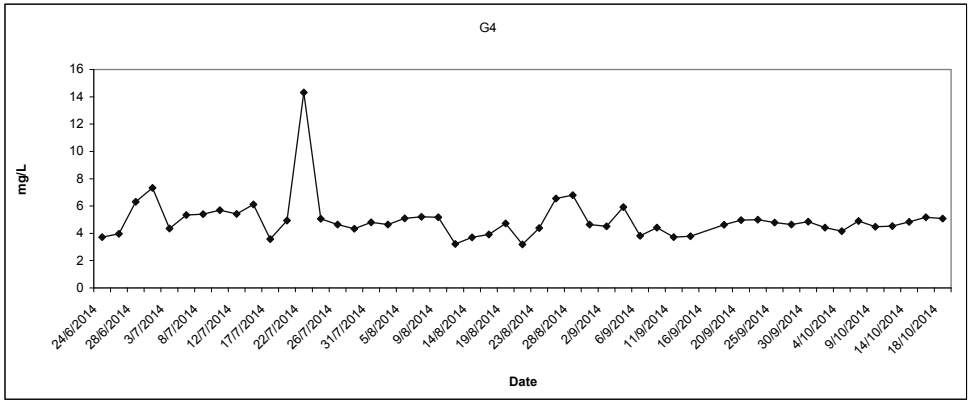

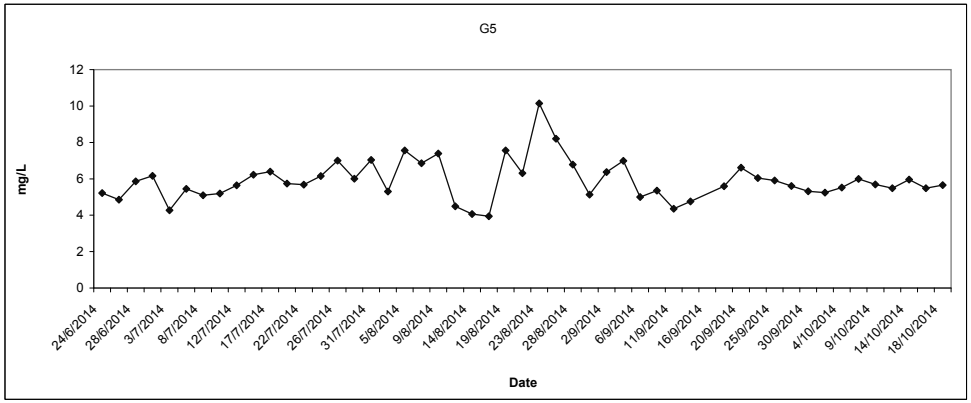

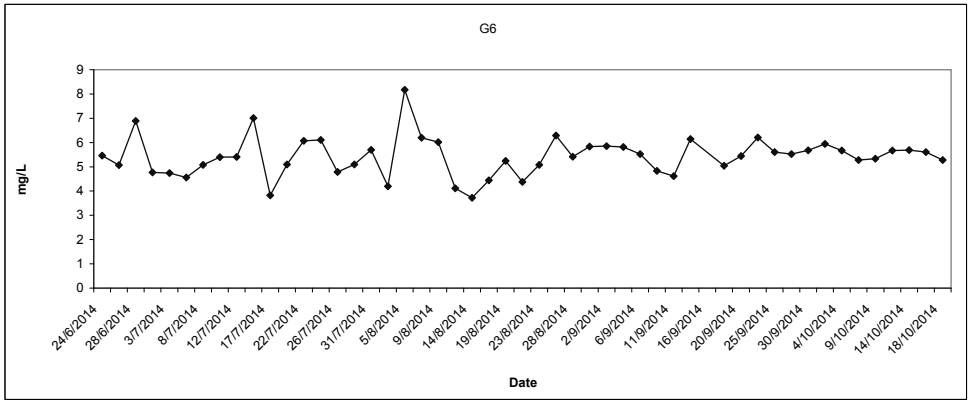

Dissolved Oxygen (Surface and Middle) at Mid-Flood Tide

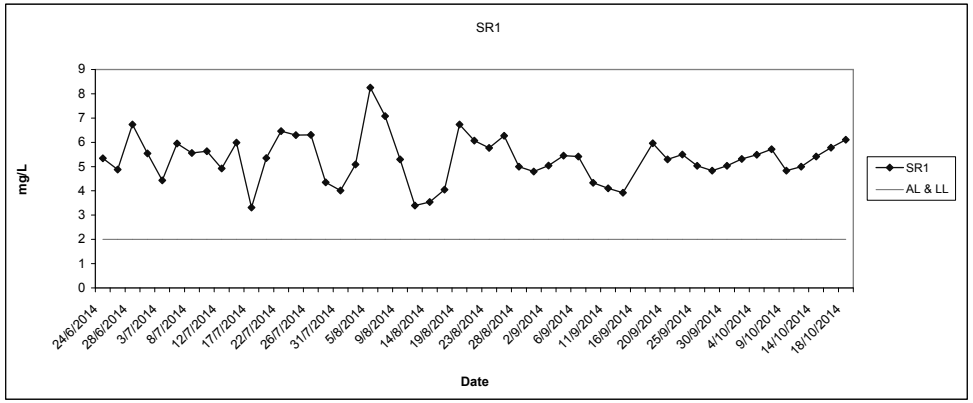

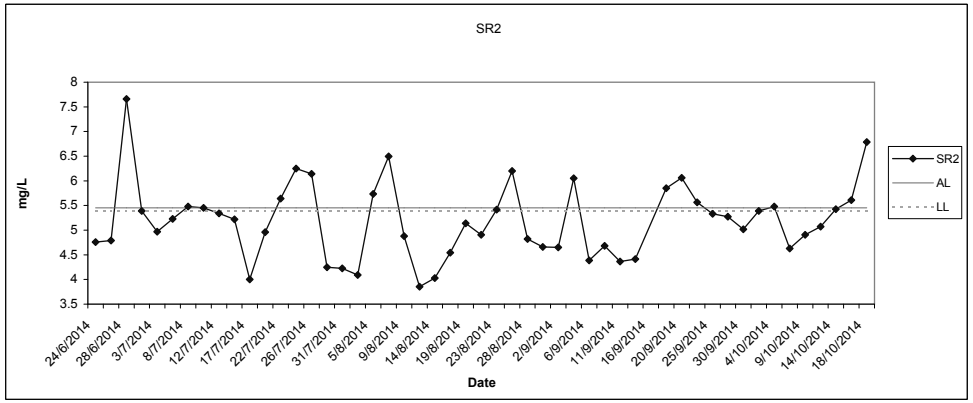

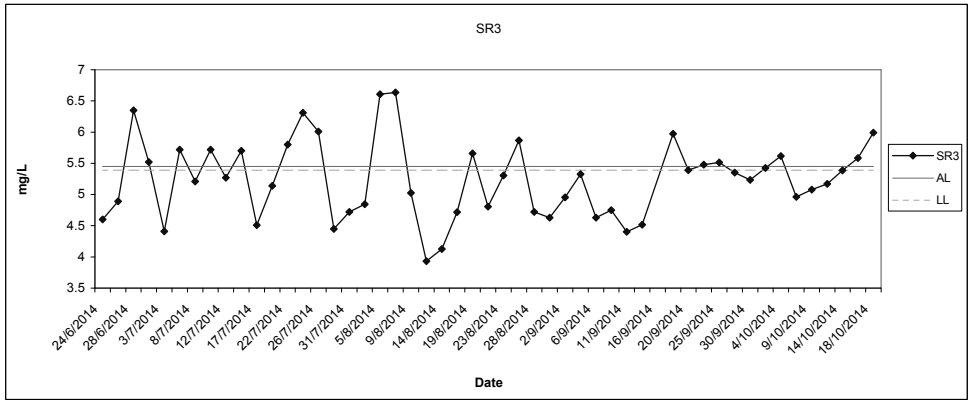

Providing Sufficient Water Depth for Kwai Tsing Container Basin and its Approach Channel

Dissolved Oxygen (Surface and Middle) at Mid-Flood Tide

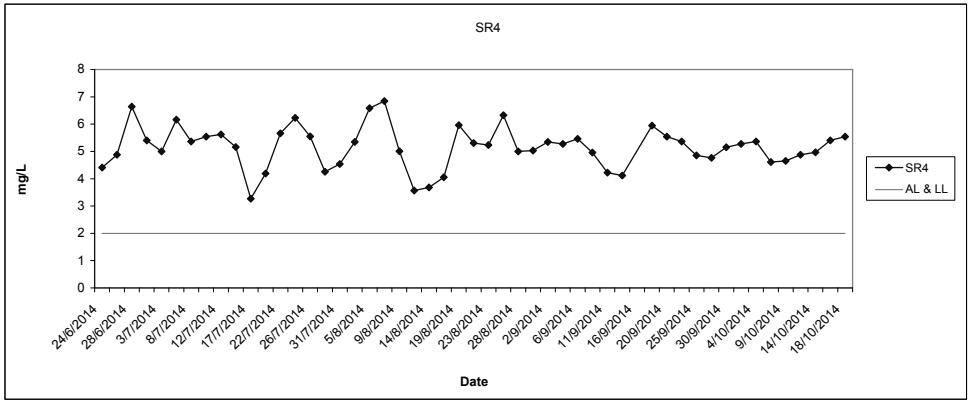

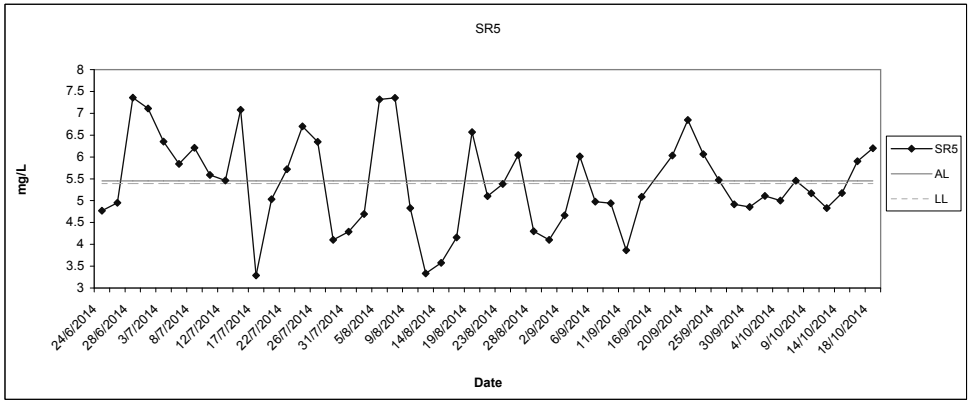

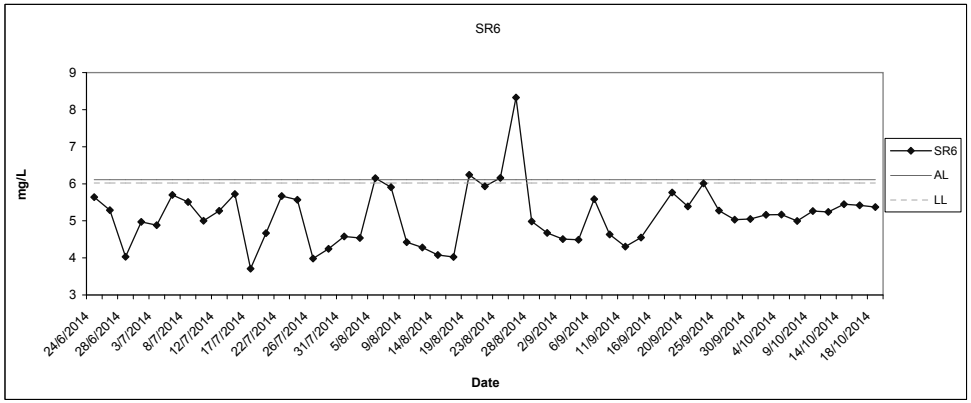

Dissolved Oxygen (Surface and Middle) at Mid-Flood Tide

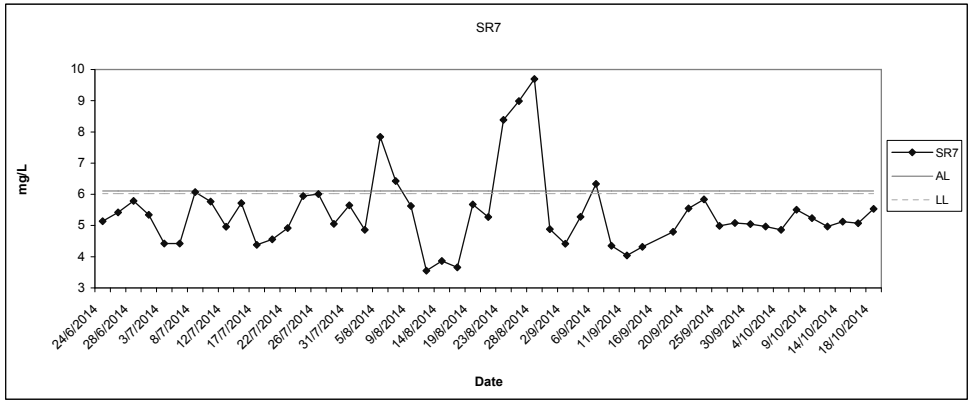

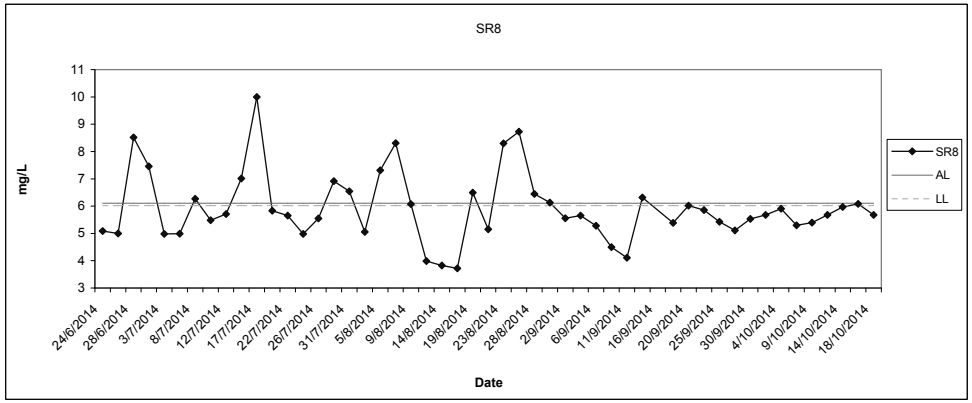

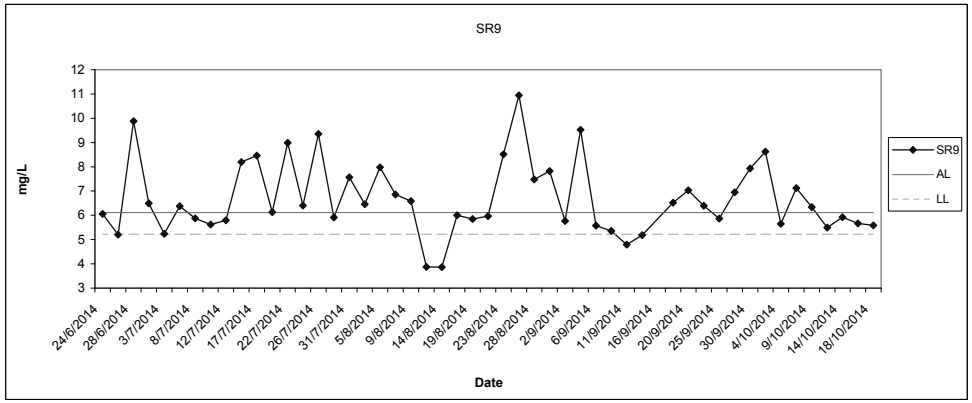

Providing Sufficient Water Depth for Kwai Tsing Container Basin and its Approach Channel

Dissolved Oxygen (Surface and Middle) at Mid-Flood Tide

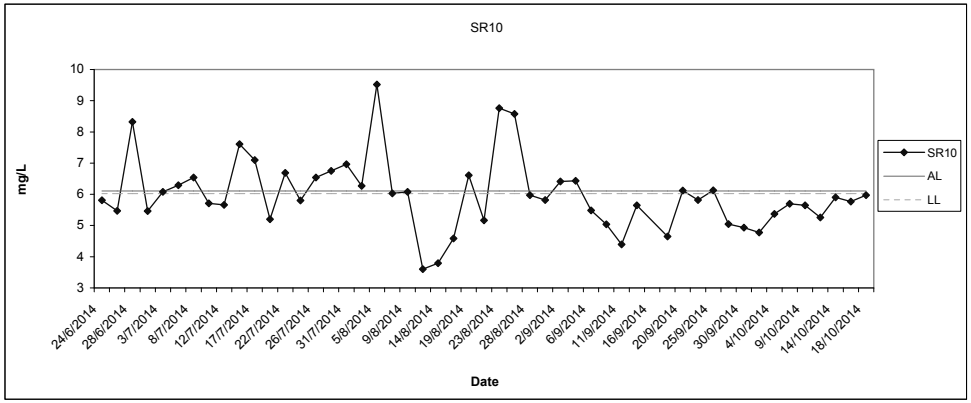

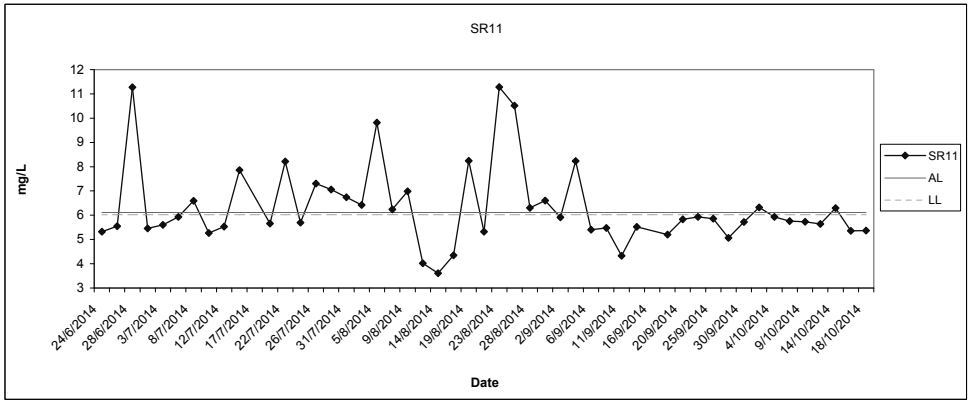

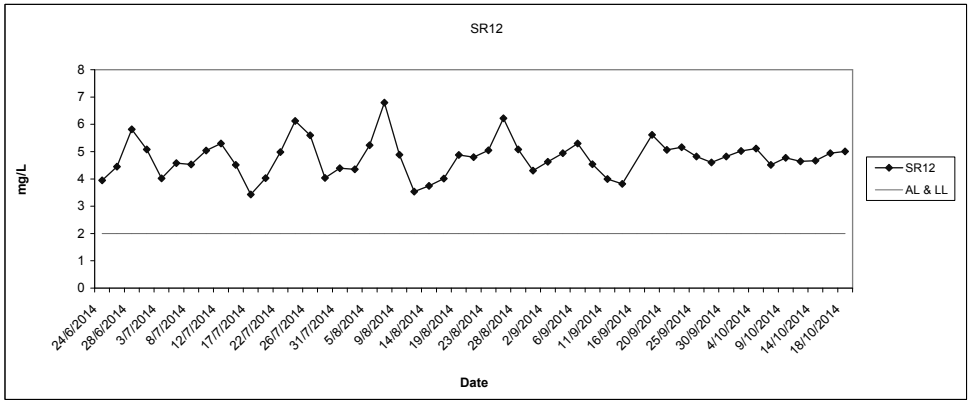

Dissolved Oxygen (Surface and Middle) at Mid-Flood Tide

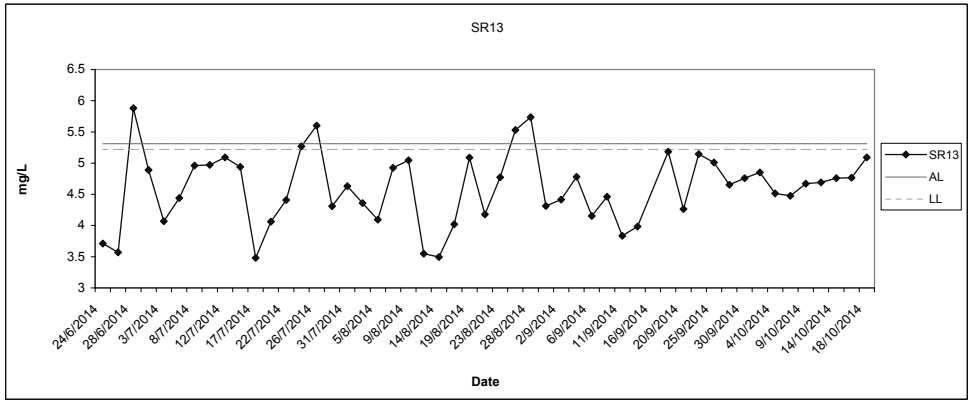

Providing Sufficient Water Depth for Kwai Tsing Container Basin and its Approach Channel

Dissolved Oxygen (Bottom) at Mid-Flood Tide

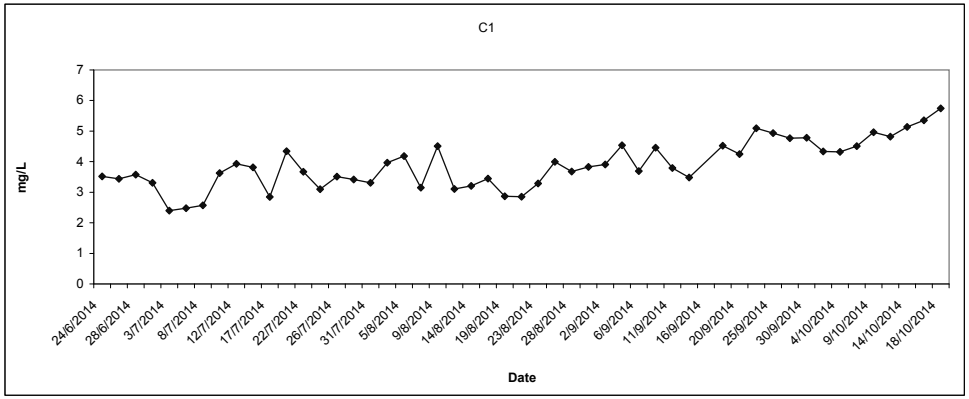

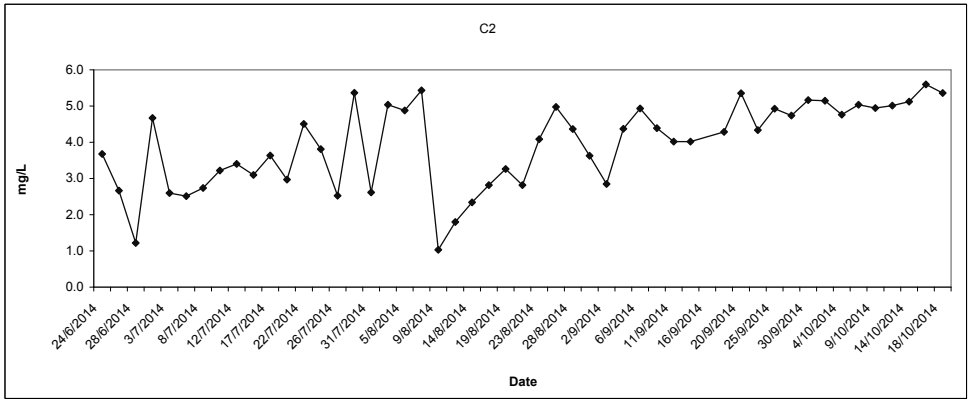

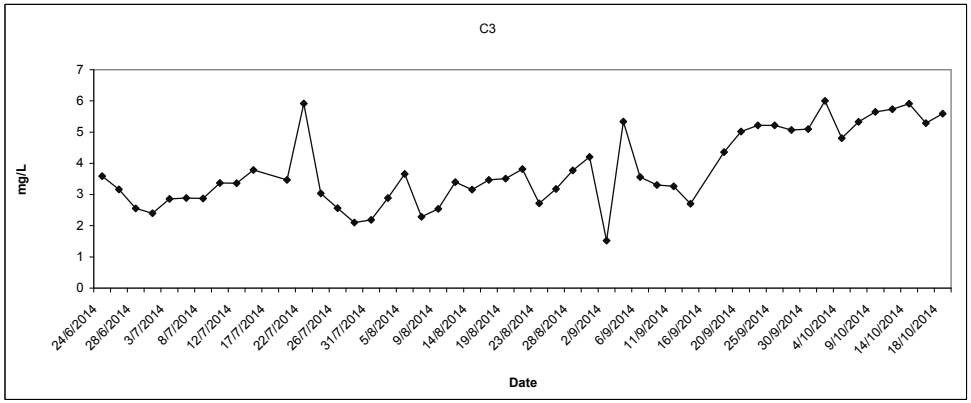

Dissolved Oxygen (Bottom) at Mid-Flood Tide

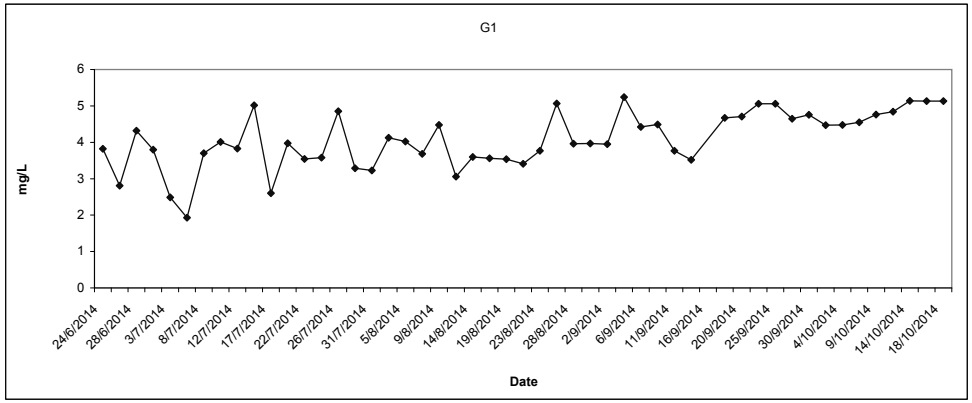

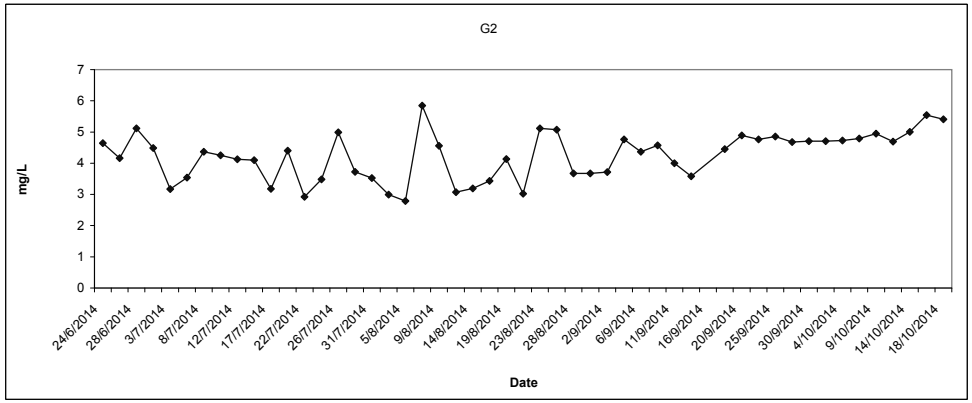

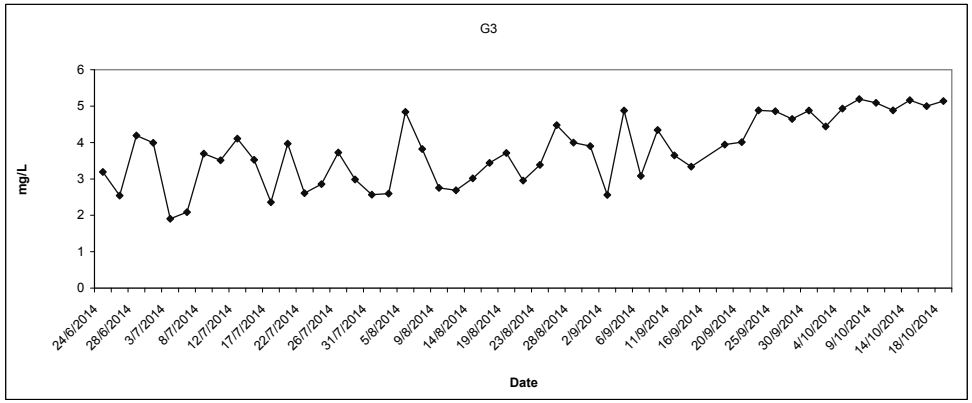

Providing Sufficient Water Depth for Kwai Tsing Container Basin and its Approach Channel

Dissolved Oxygen (Bottom) at Mid-Flood Tide

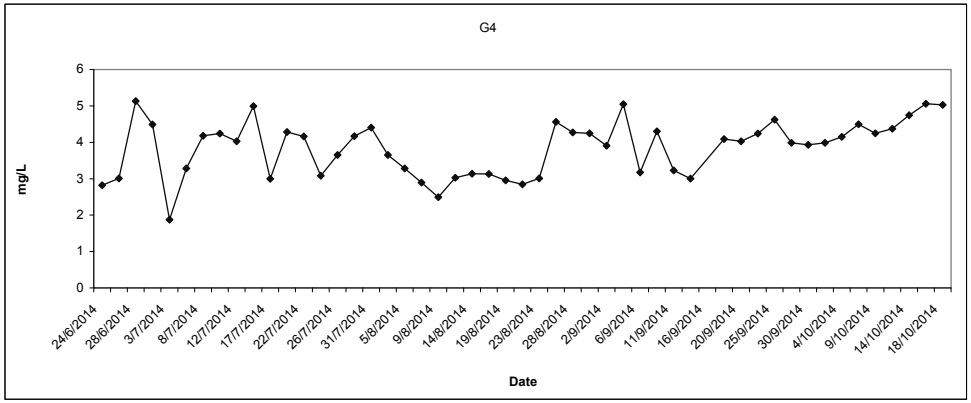

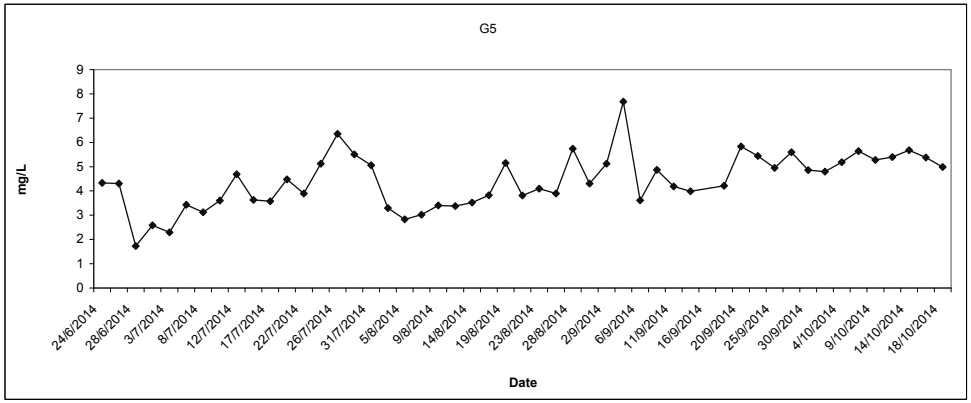

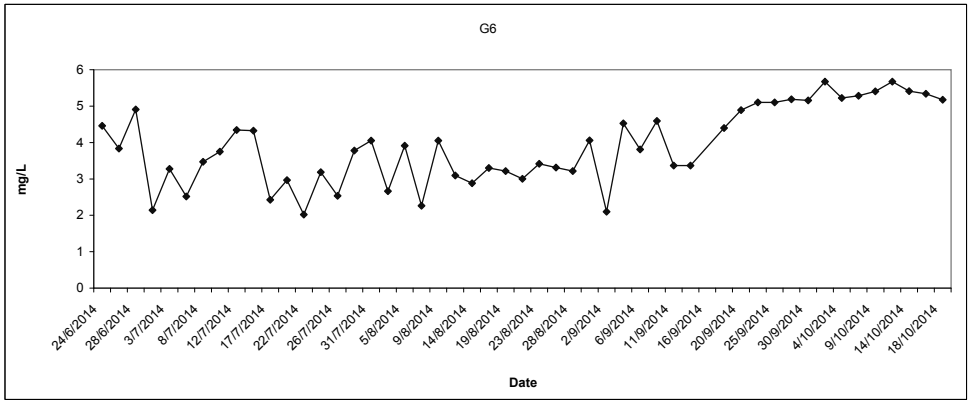

Dissolved Oxygen (Bottom) at Mid-Flood Tide

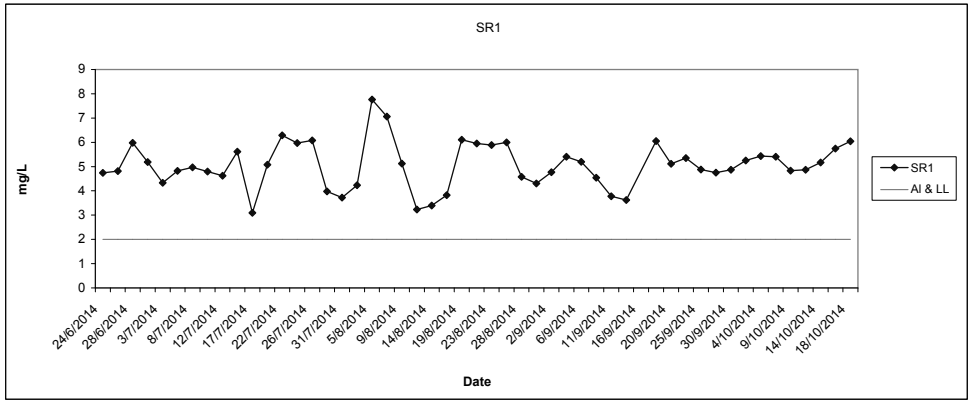

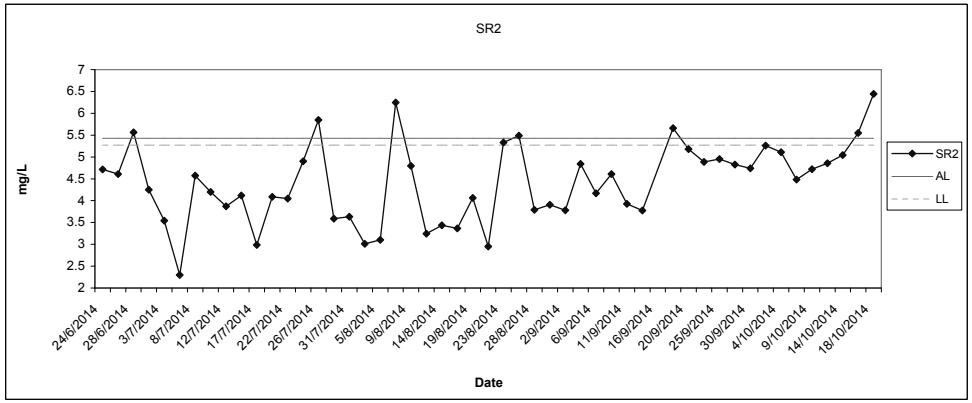

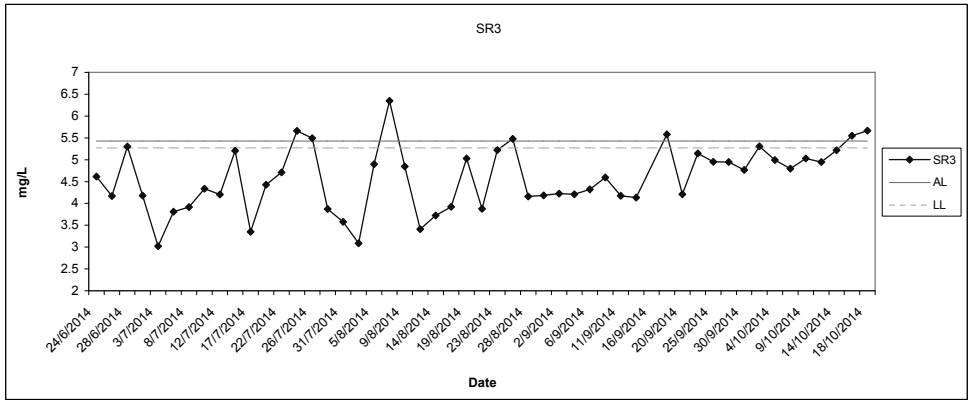

Providing Sufficient Water Depth for Kwai Tsing Container Basin and its Approach Channel

Dissolved Oxygen (Bottom) at Mid-Flood Tide

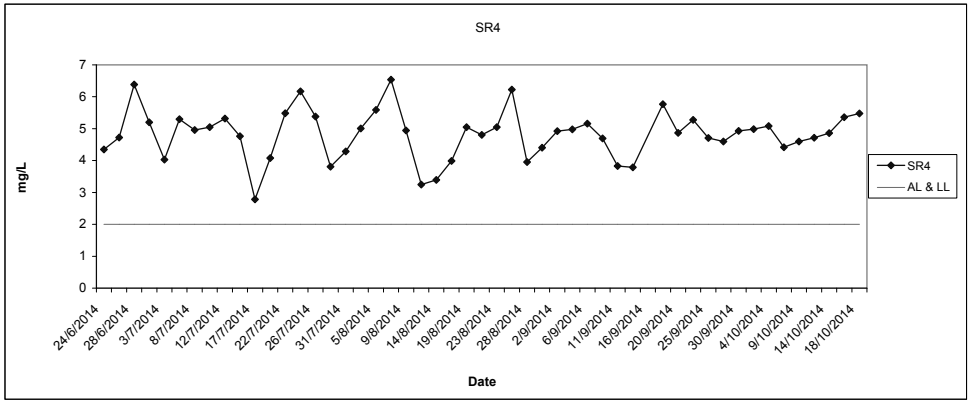

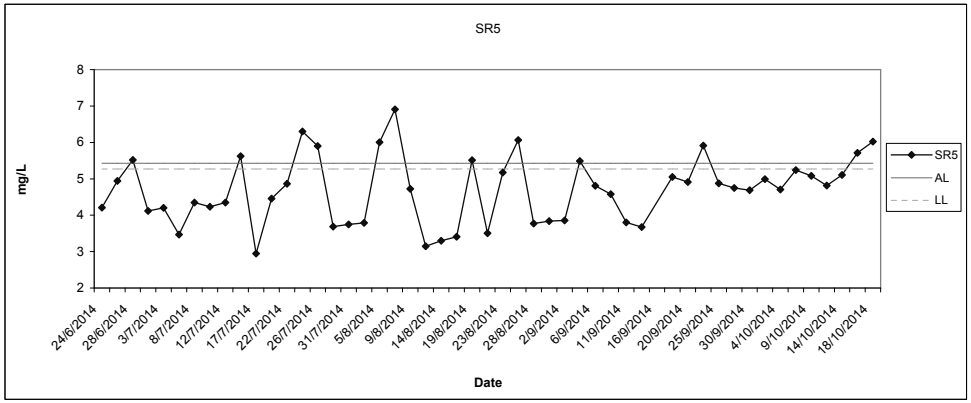

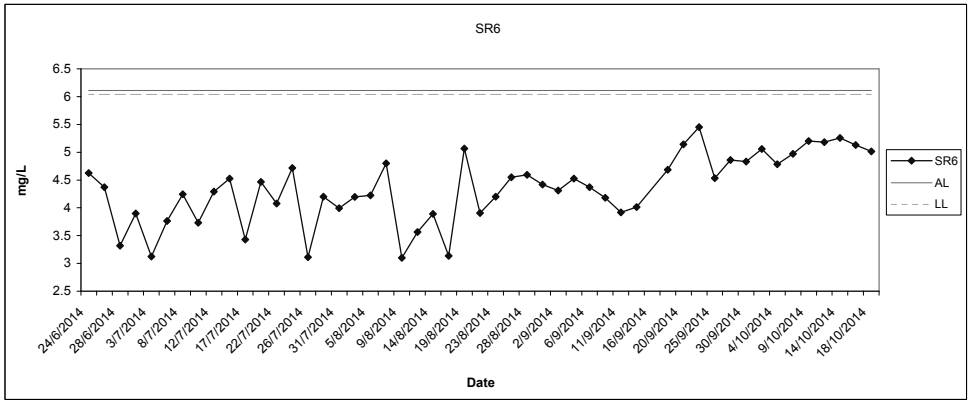

Dissolved Oxygen (Bottom) at Mid-Flood Tide

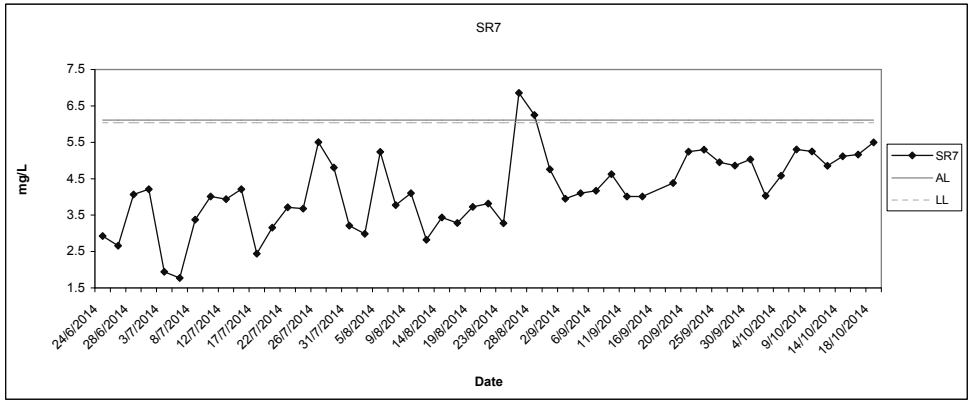

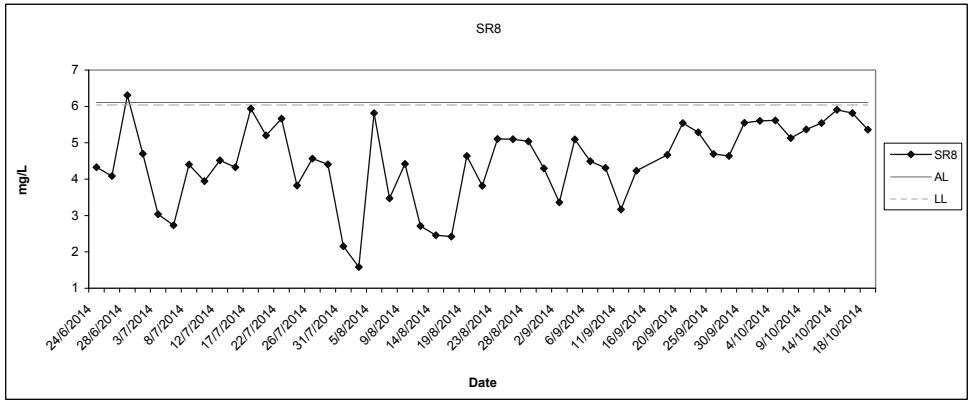

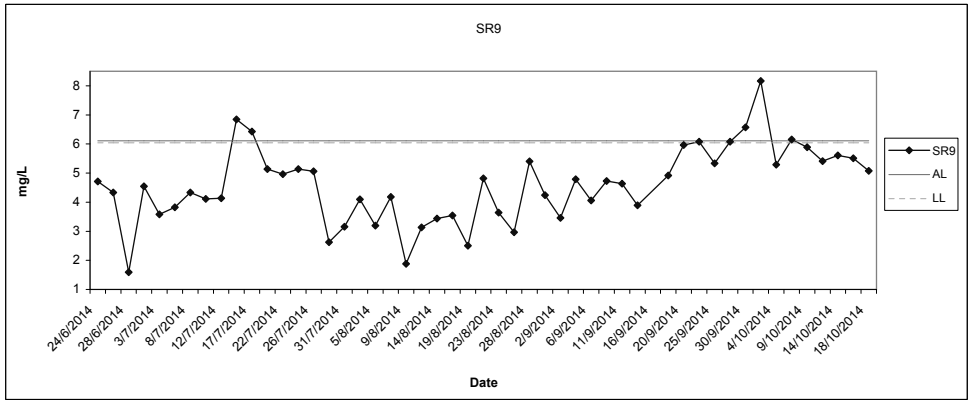

Providing Sufficient Water Depth for Kwai Tsing Container Basin and its Approach Channel

Dissolved Oxygen (Bottom) at Mid-Flood Tide

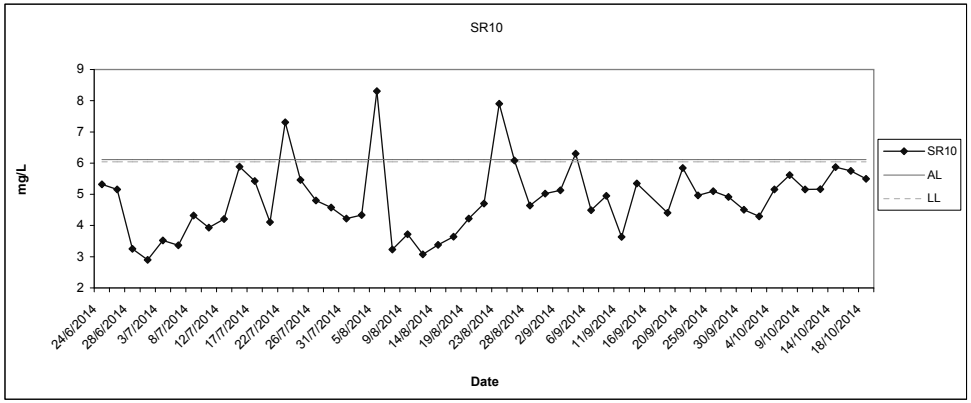

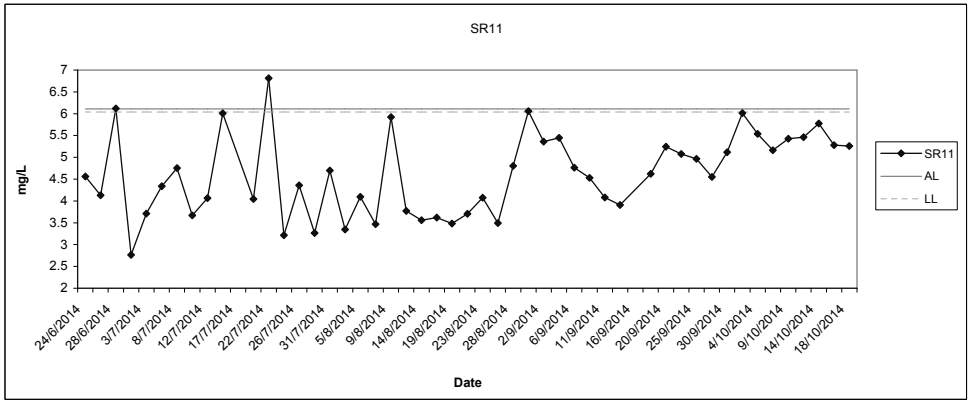

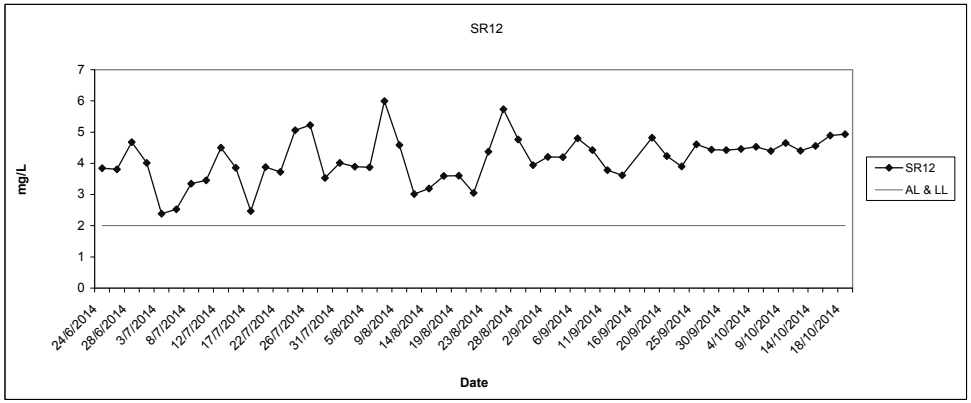

Dissolved Oxygen (Bottom) at Mid-Flood Tide

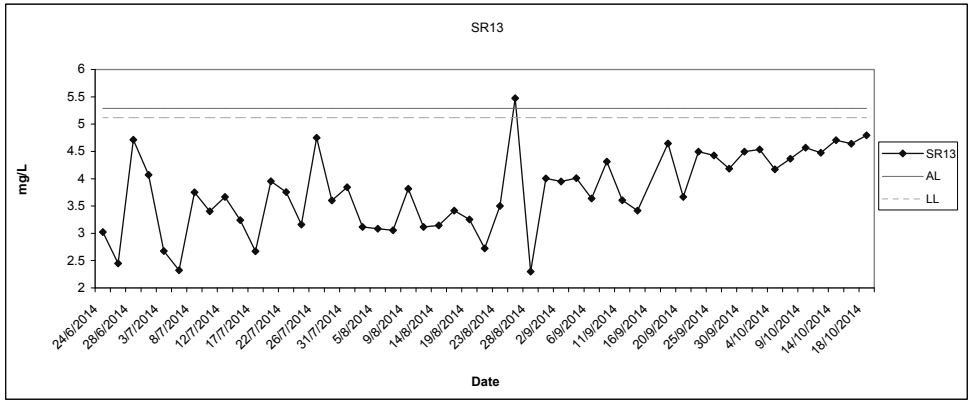

Providing Sufficient Water Depth for Kwai Tsing Container Basin and its Approach Channel

Turbidity (Depth average) at Mid-Flood Tide

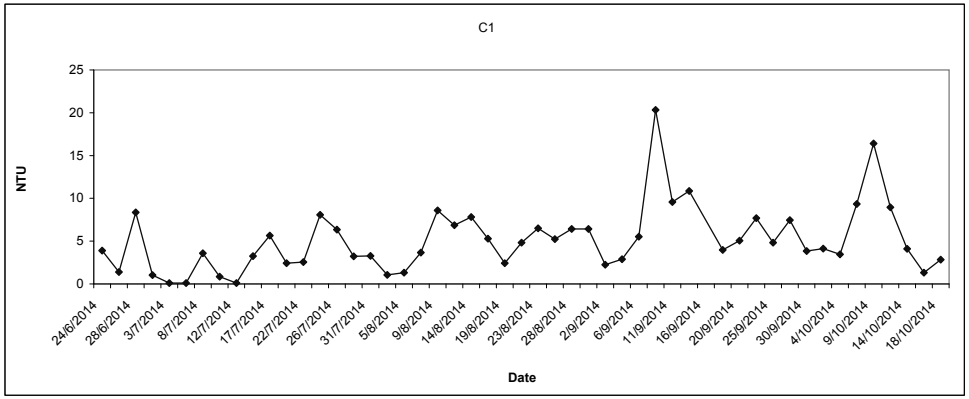

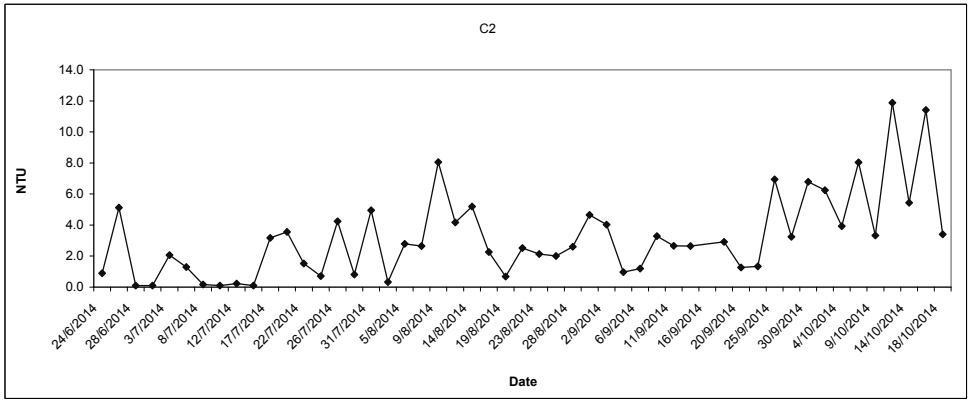

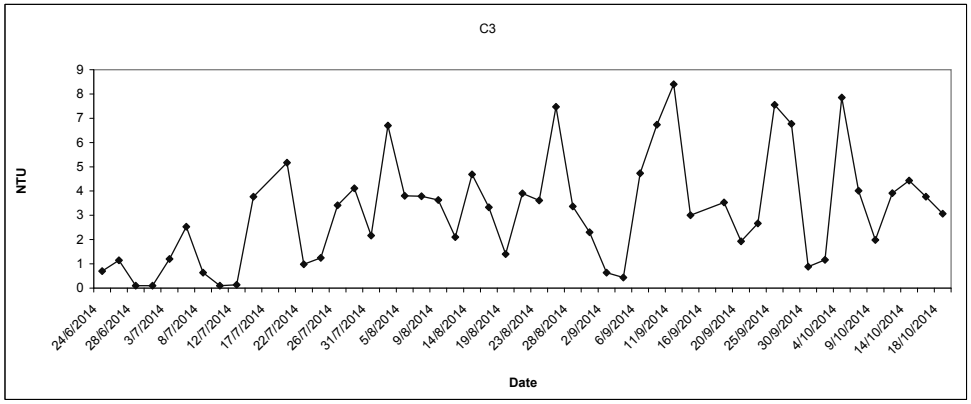

Turbidity (Depth average) at Mid-Flood Tide

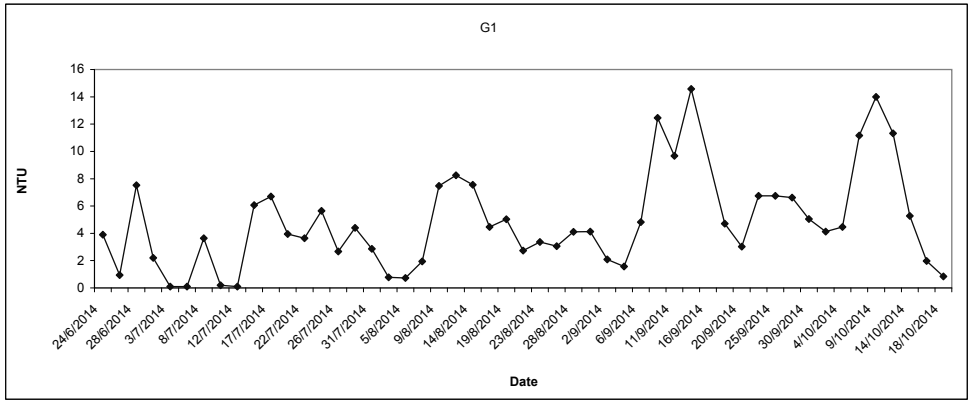

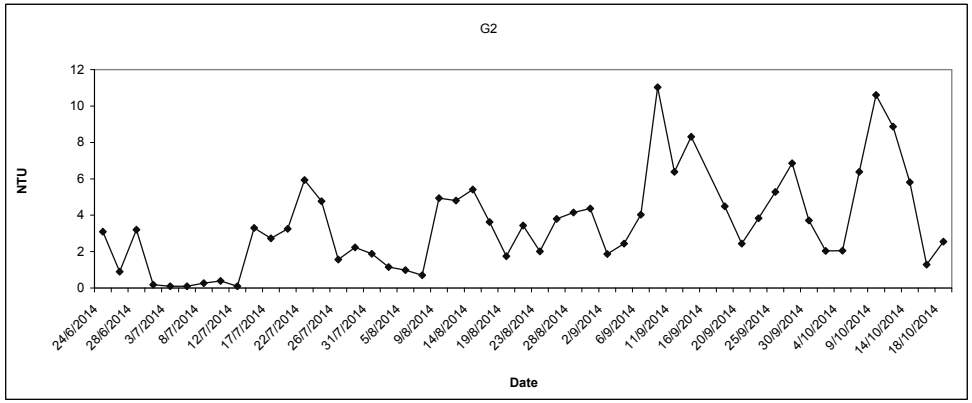

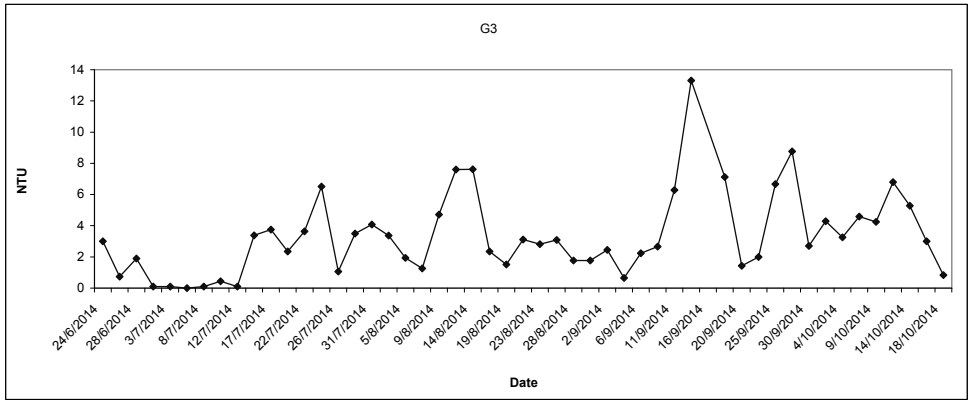

Providing Sufficient Water Depth for Kwai Tsing Container Basin and its Approach Channel

Turbidity (Depth average) at Mid-Flood Tide

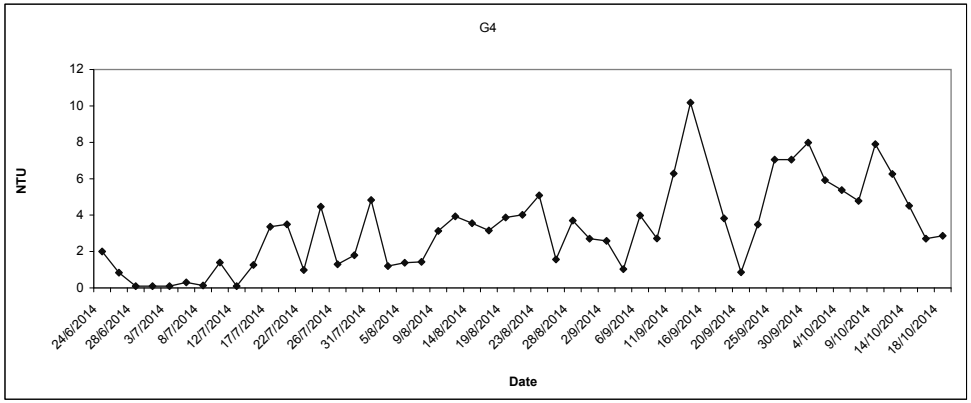

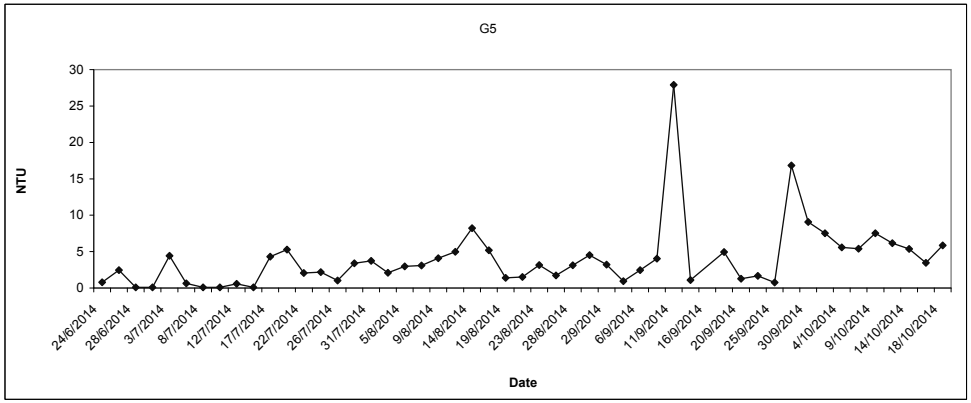

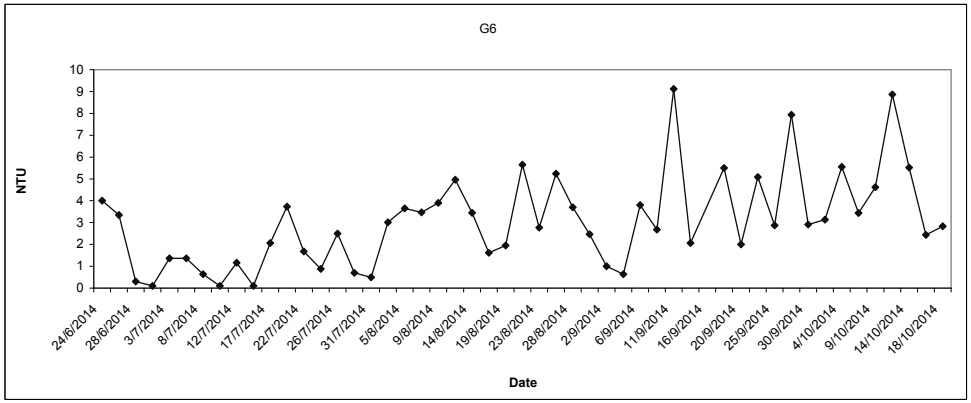

Turbidity (Depth average) at Mid-Flood Tide

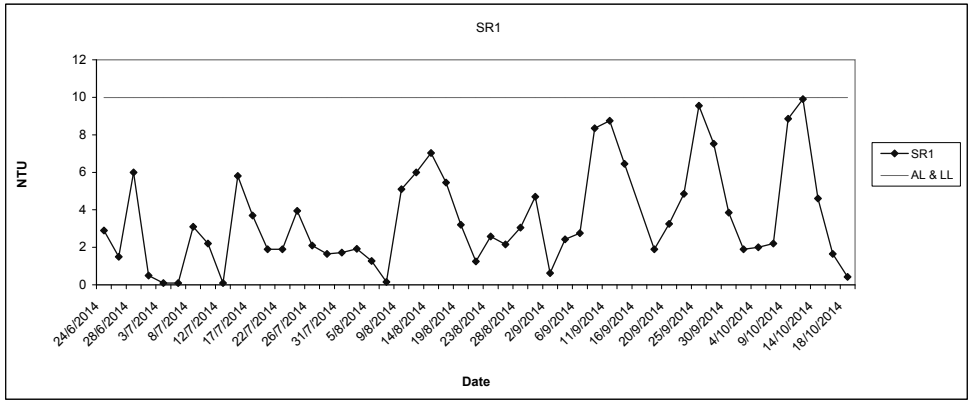

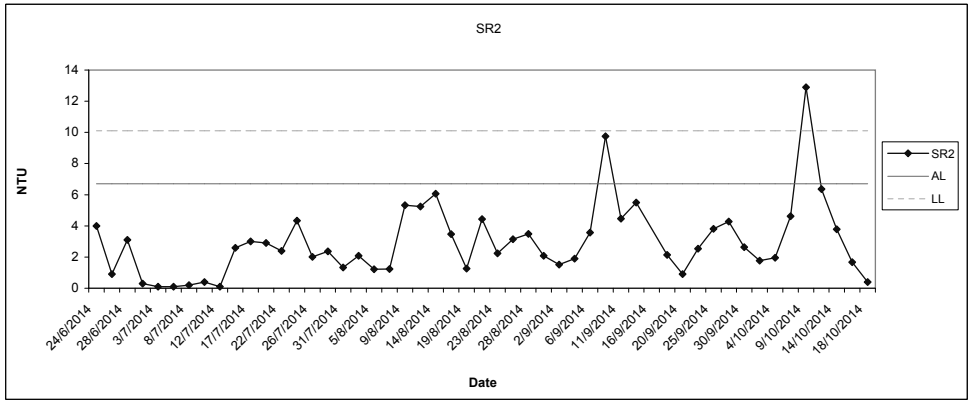

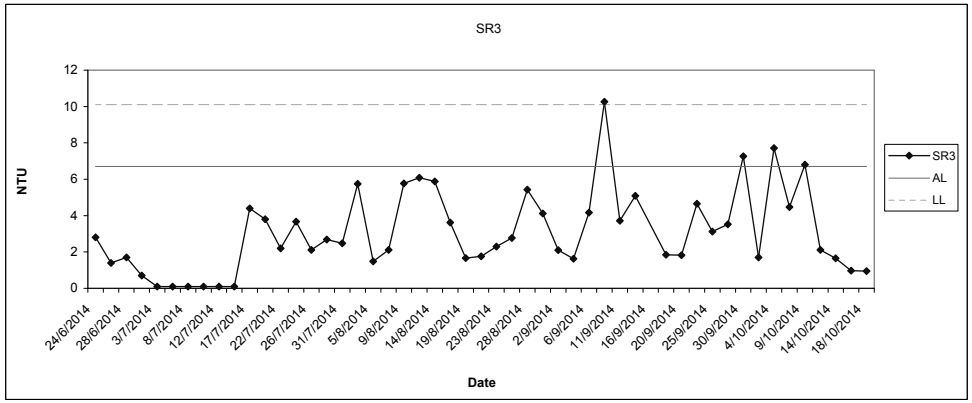

Providing Sufficient Water Depth for Kwai Tsing Container Basin and its Approach Channel

Turbidity (Depth average) at Mid-Flood Tide

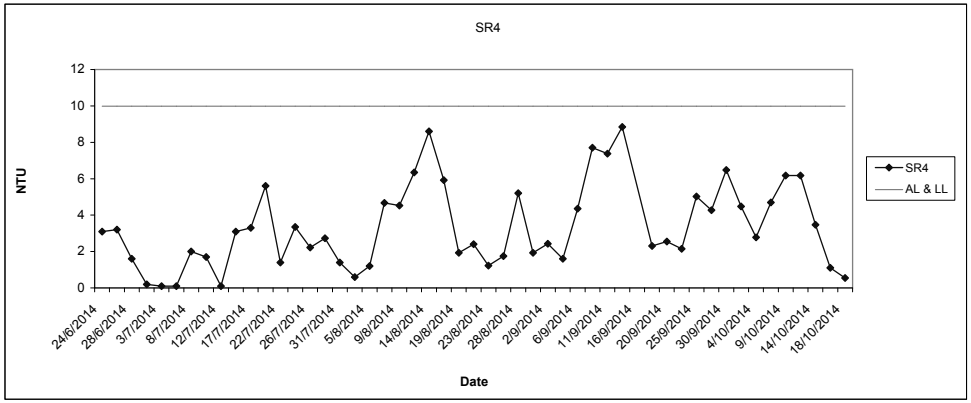

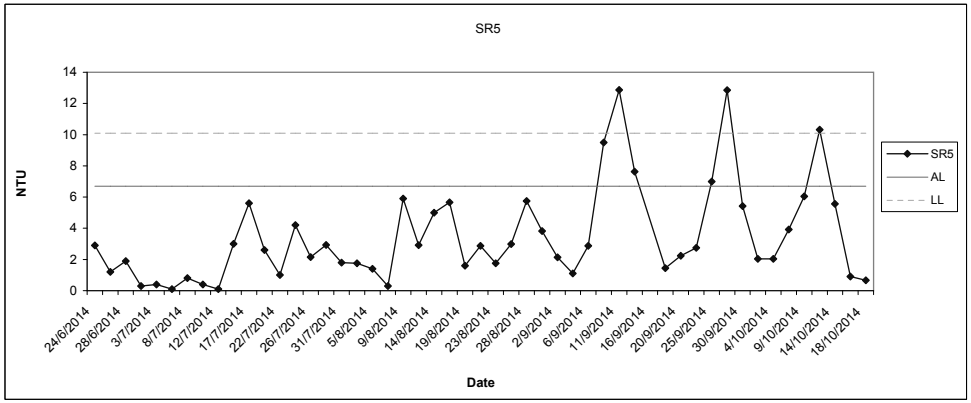

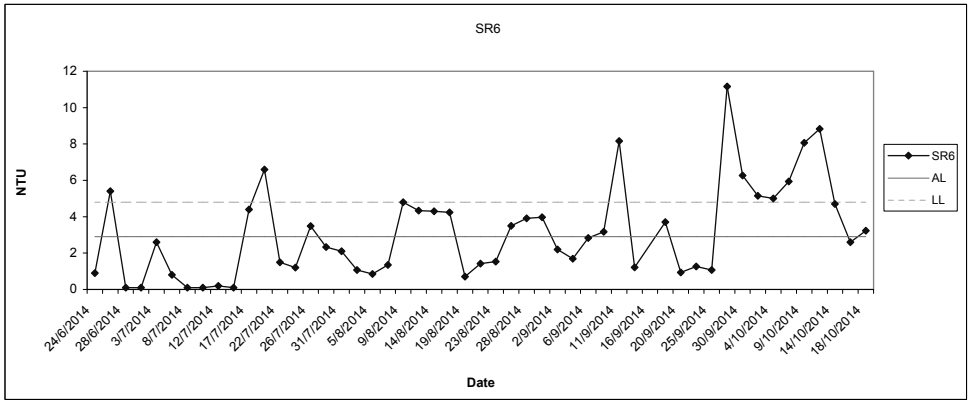

Turbidity (Depth average) at Mid-Flood Tide

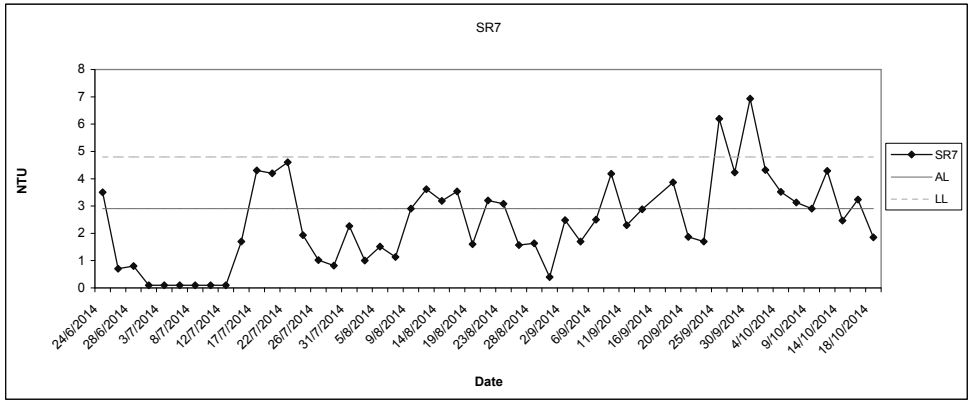

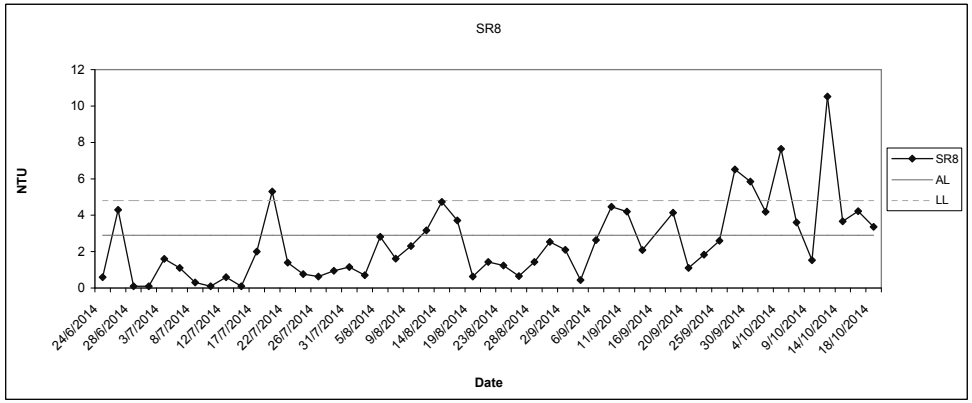

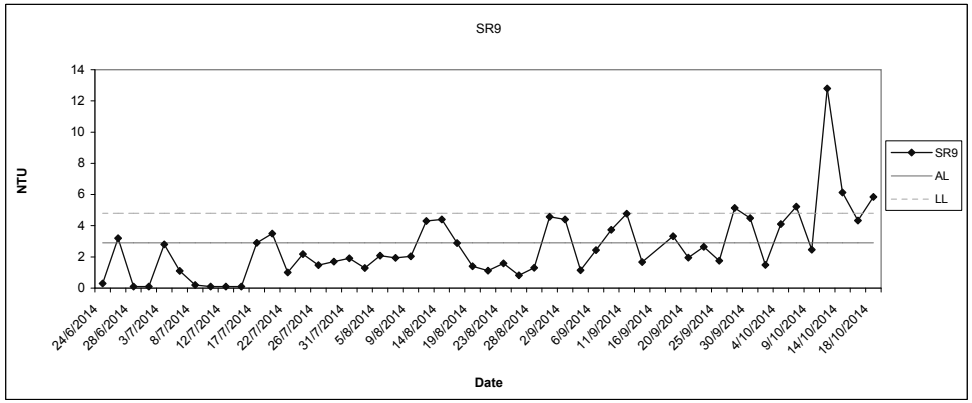

Providing Sufficient Water Depth for Kwai Tsing Container Basin and its Approach Channel

Turbidity (Depth average) at Mid-Flood Tide

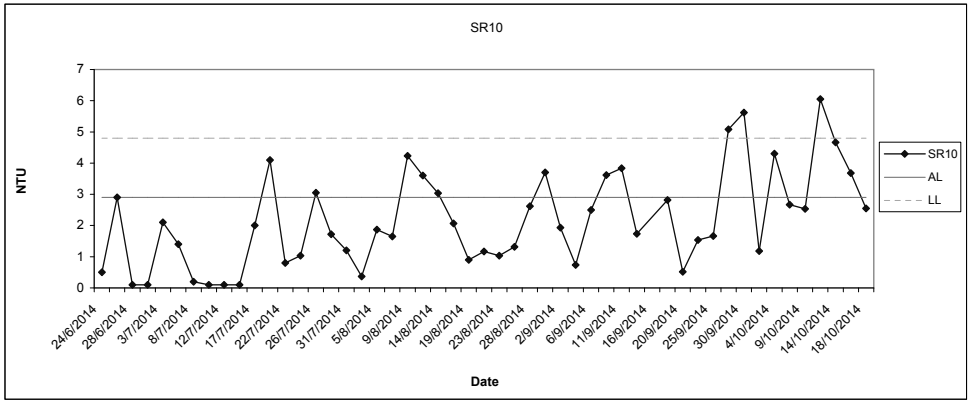

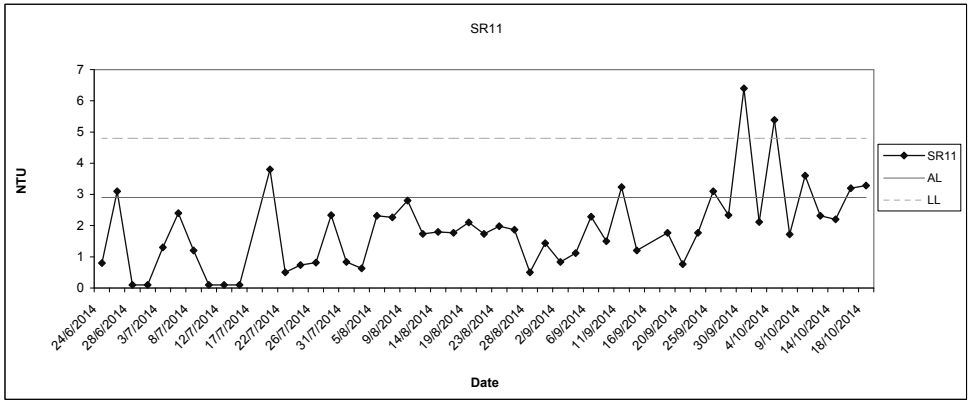

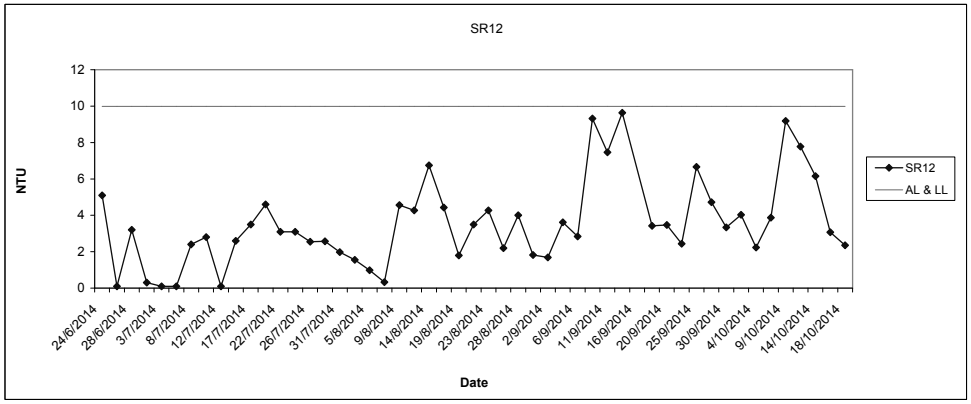

Turbidity (Depth average) at Mid-Flood Tide

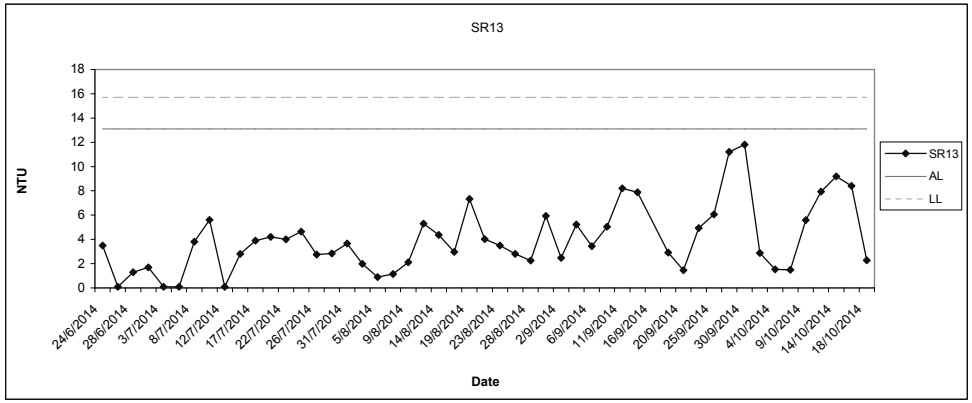

Providing Sufficient Water Depth for Kwai Tsing Container Basin and its Approach Channel

In-situ Ammonia (Depth average) at Mid-Flood Tide

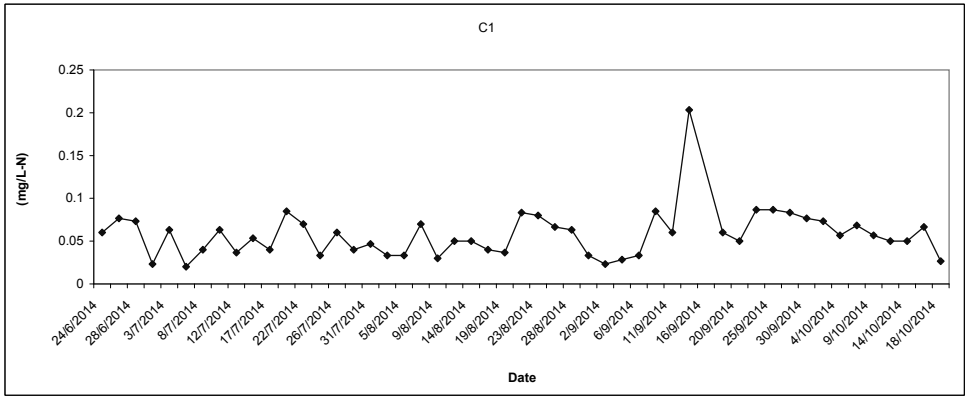

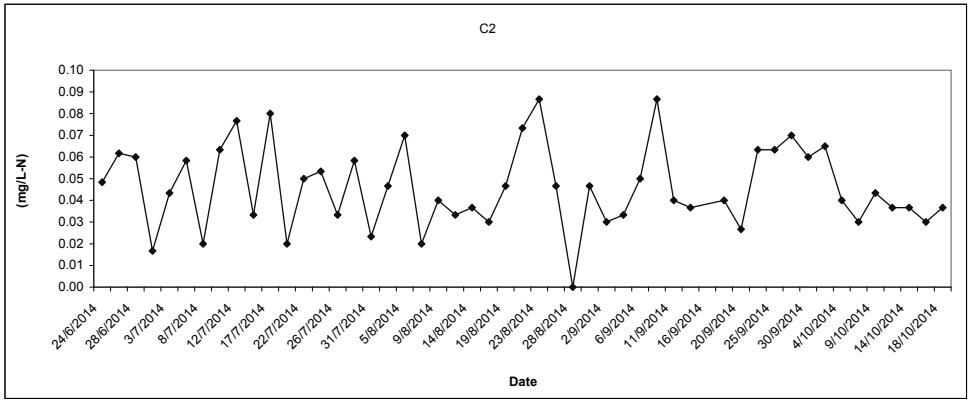

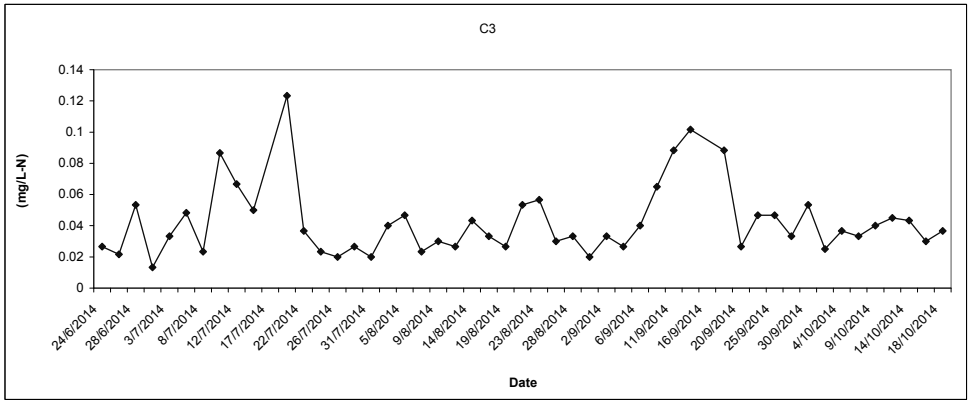

In-situ Ammonia (Depth average) at Mid-Flood Tide

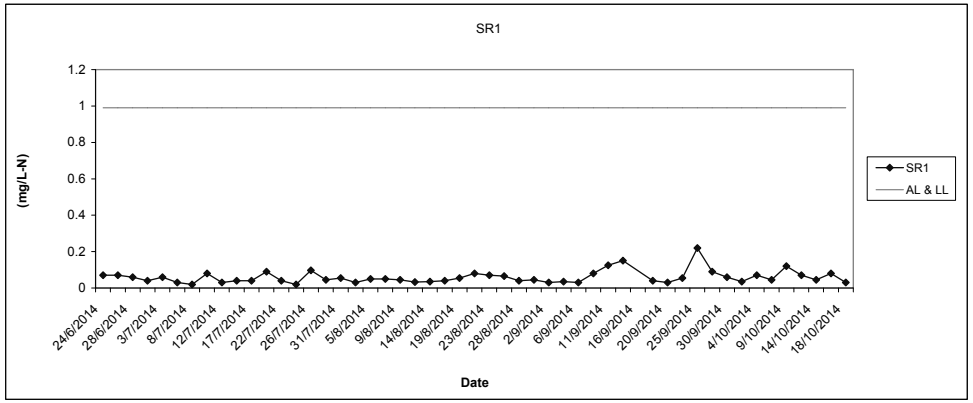

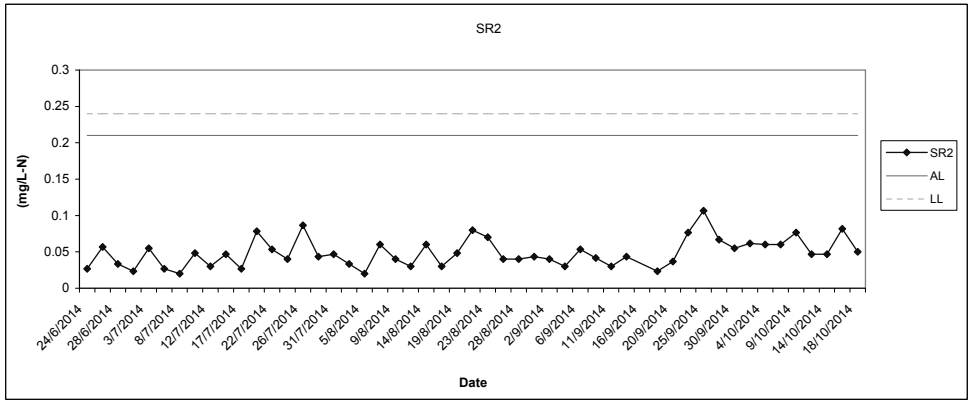

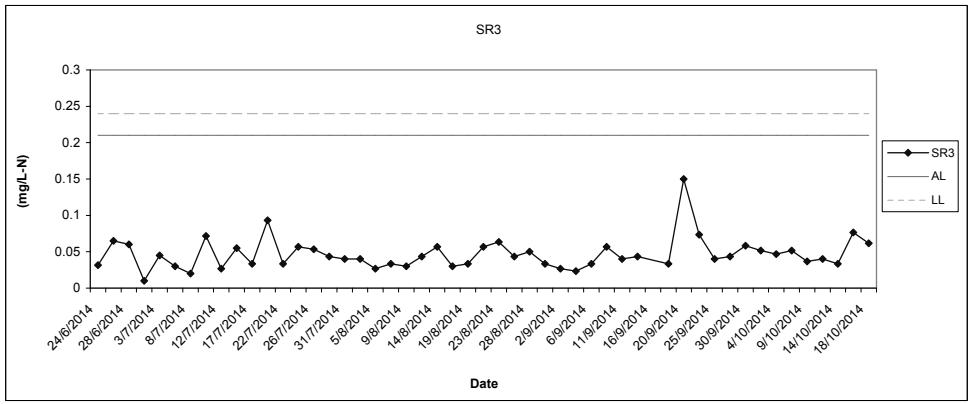

Providing Sufficient Water Depth for Kwai Tsing Container Basin and its Approach Channel

In-situ Ammonia (Depth average) at Mid-Flood Tide

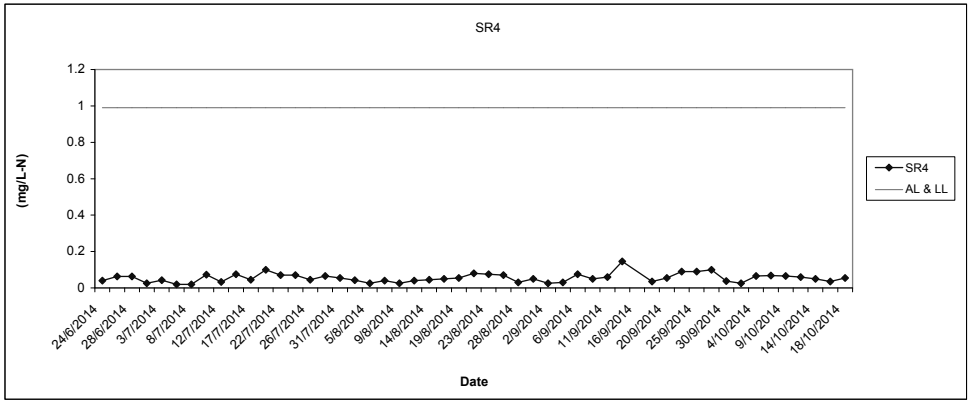

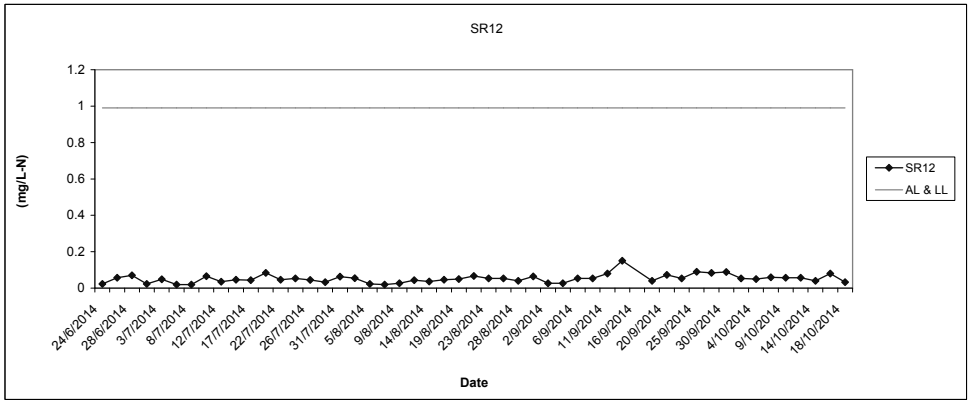

In-situ UIA (Depth average) at Mid-Flood Tide

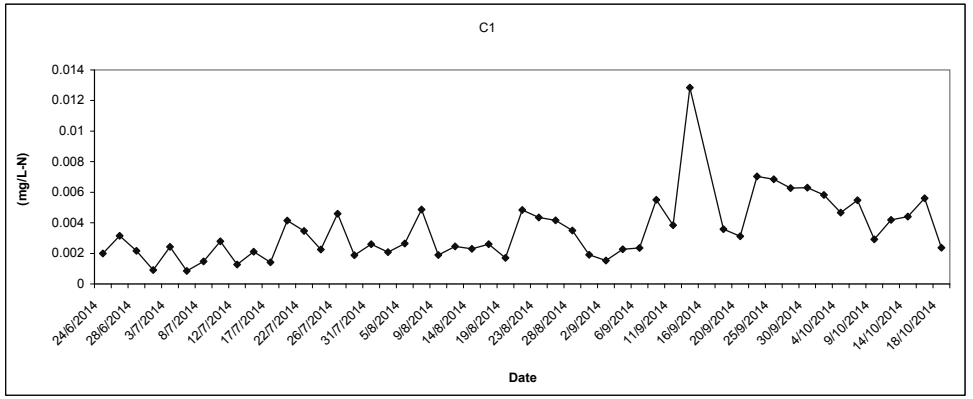

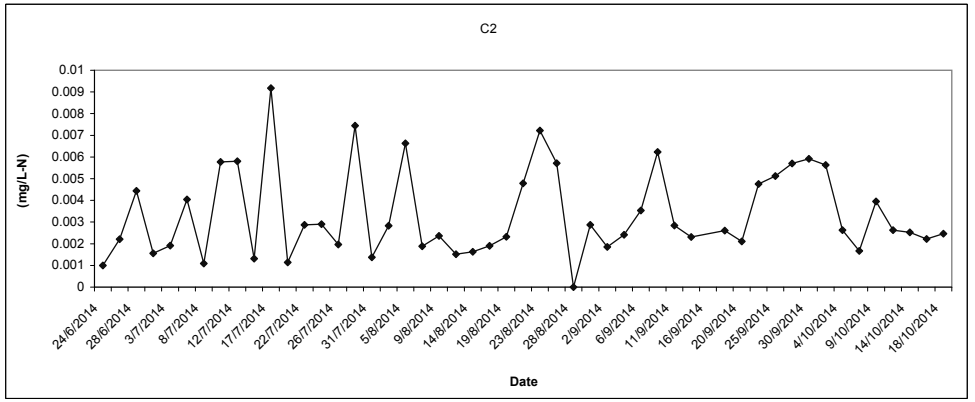

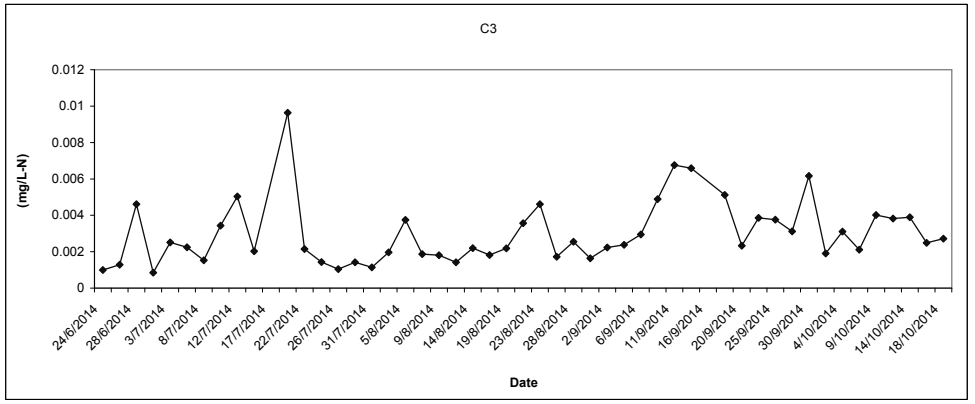

Providing Sufficient Water Depth for Kwai Tsing Container Basin and its Approach Channel

In-situ UIA (Depth average) at Mid-Flood Tide

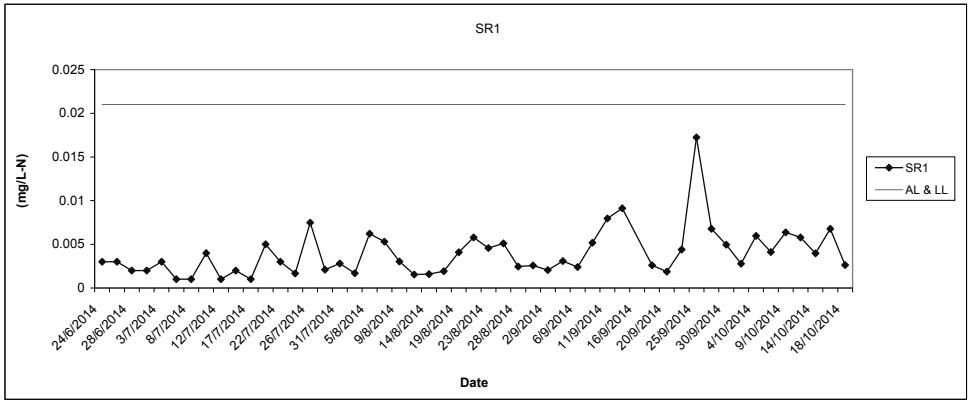

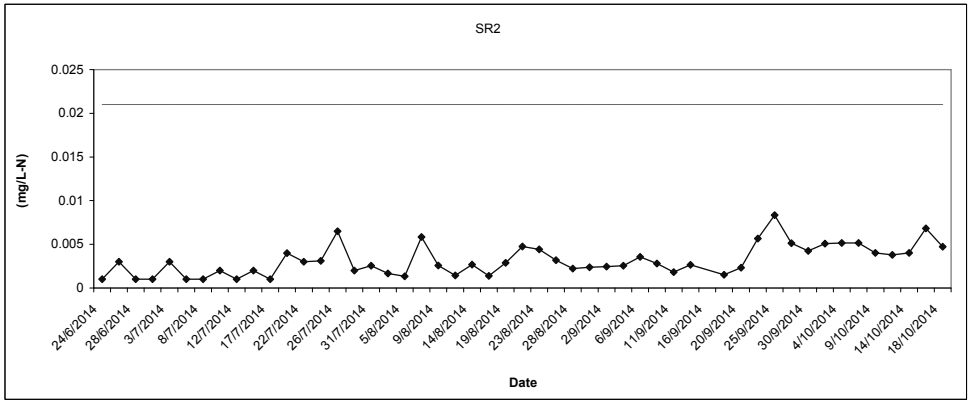

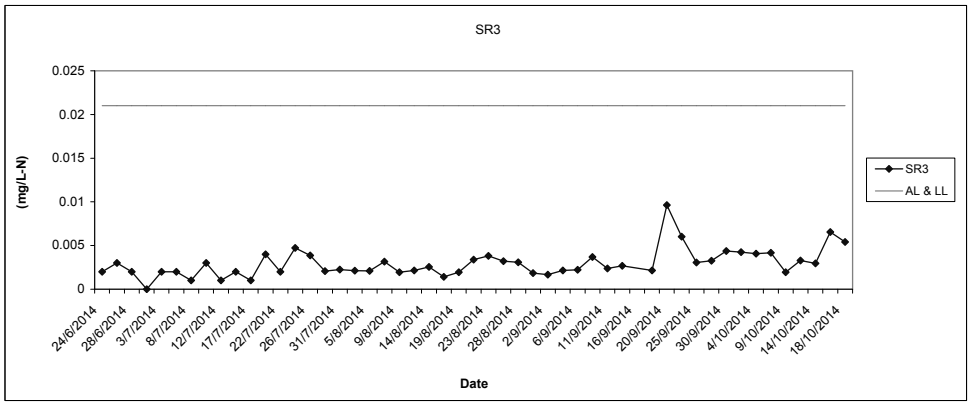

In-situ UIA (Depth average) at Mid-Flood Tide

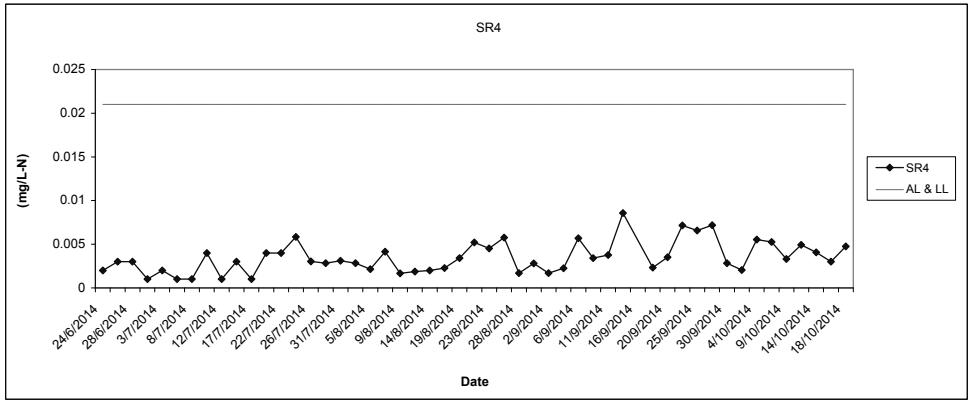

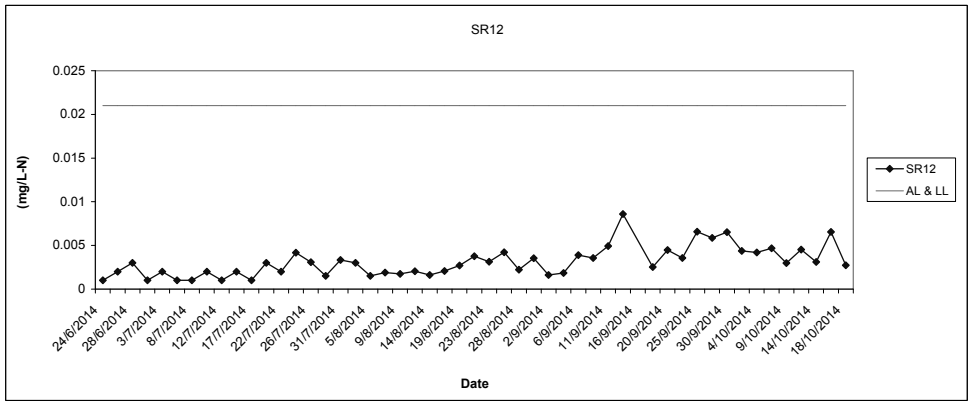

Providing Sufficient Water Depth for Kwai Tsing Container Basin and its Approach Channel

In-situ TIN (Depth average) at Mid-Flood Tide

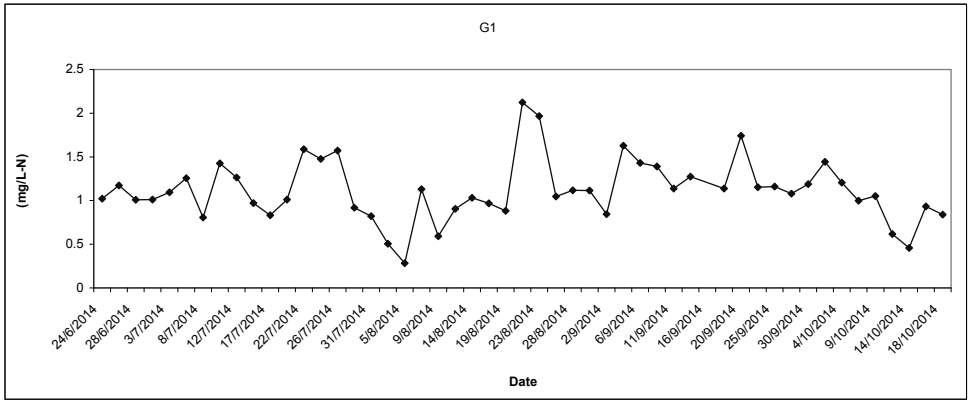

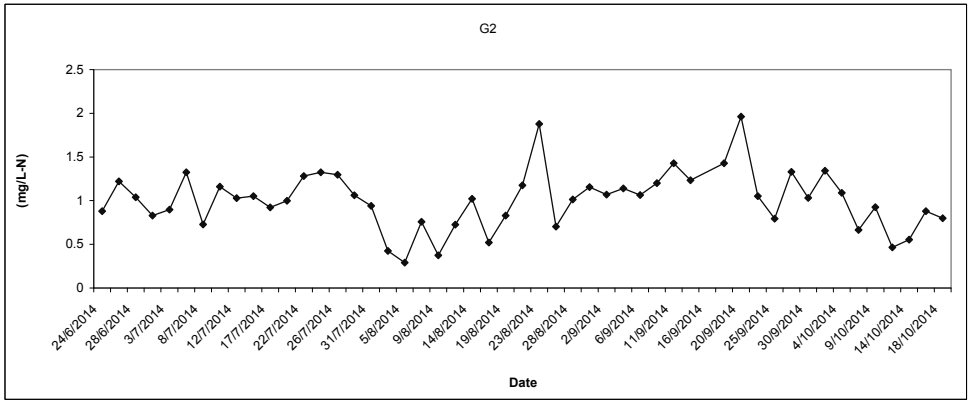

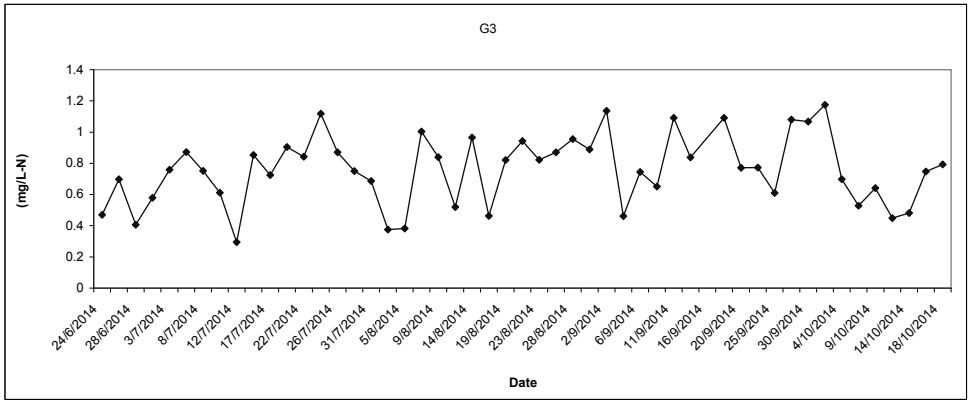

In-situ TIN (Depth average) at Mid-Flood Tide

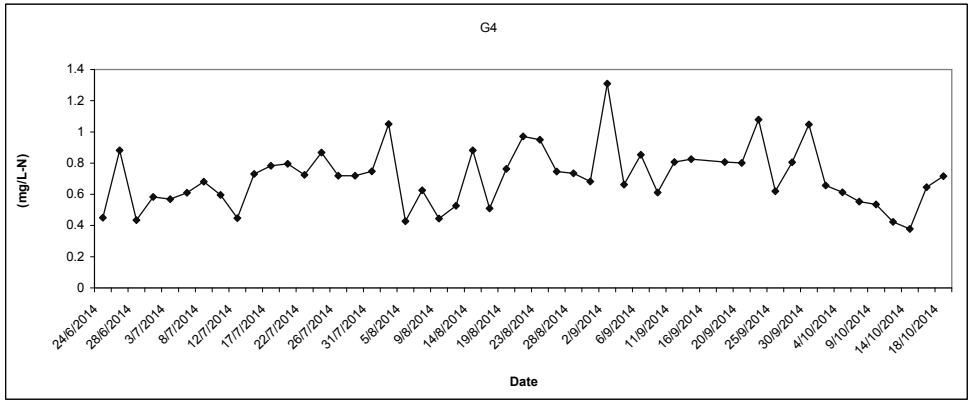

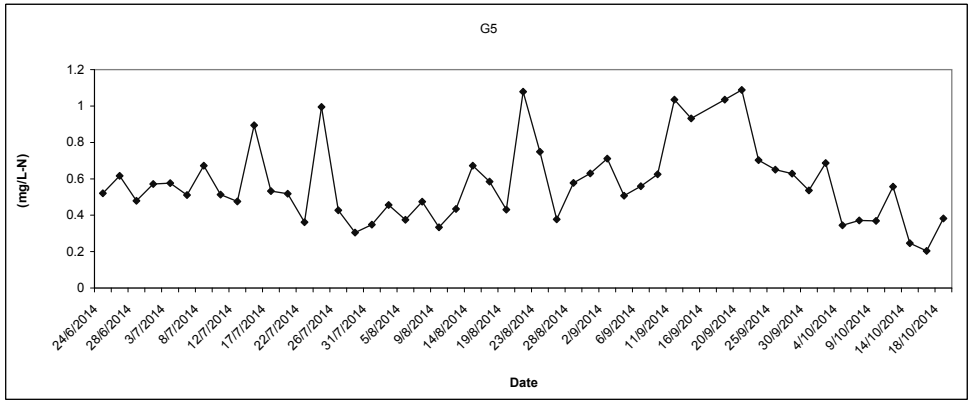

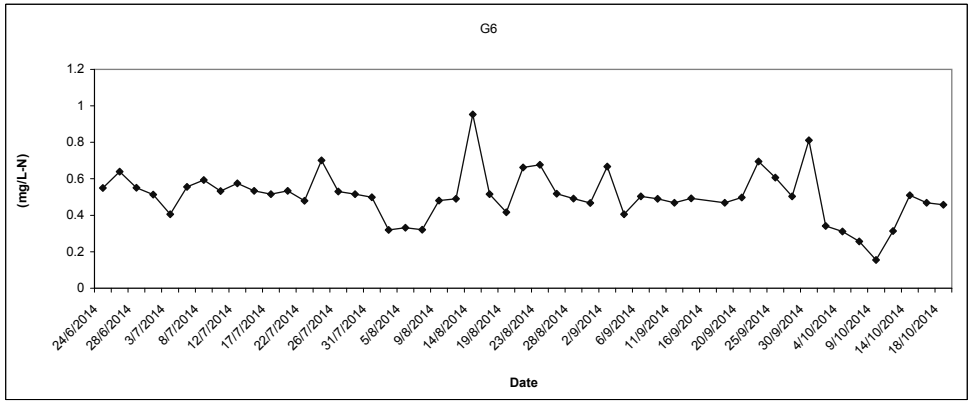

Providing Sufficient Water Depth for Kwai Tsing Container Basin and its Approach Channel

In-situ TIN (Depth average) at Mid-Flood Tide

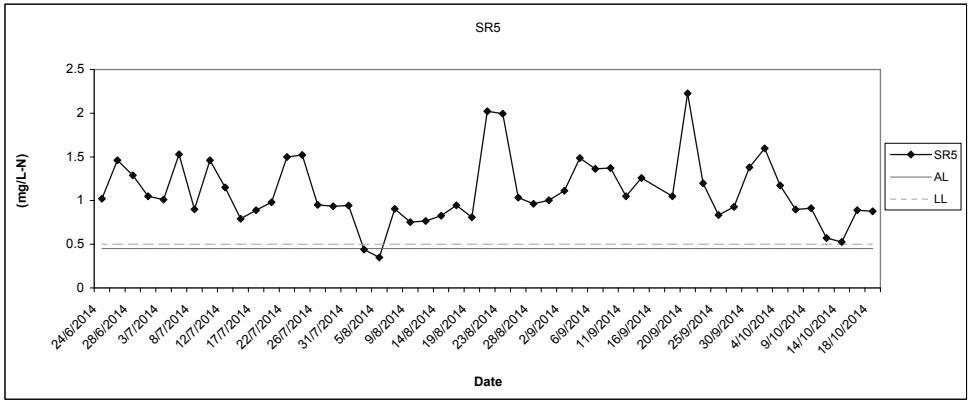

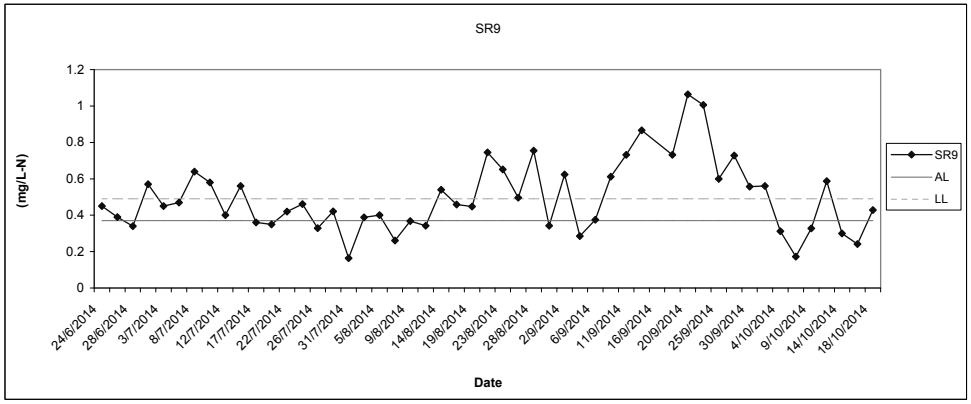

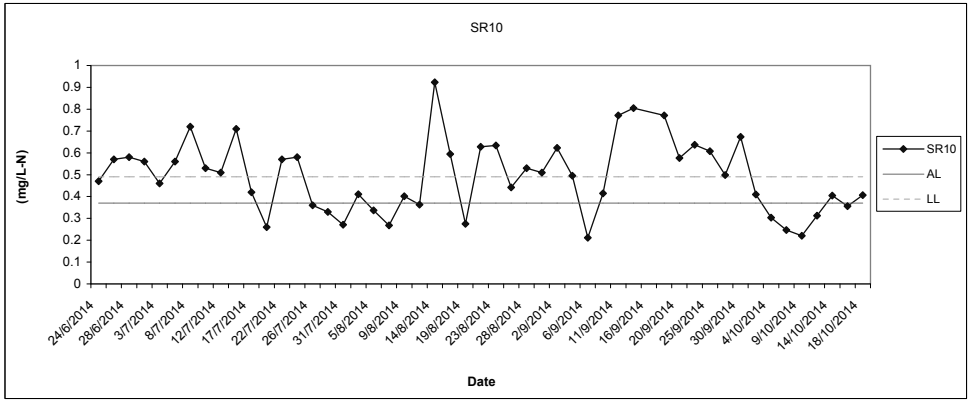

In-situ TIN (Depth average) at Mid-Flood Tide

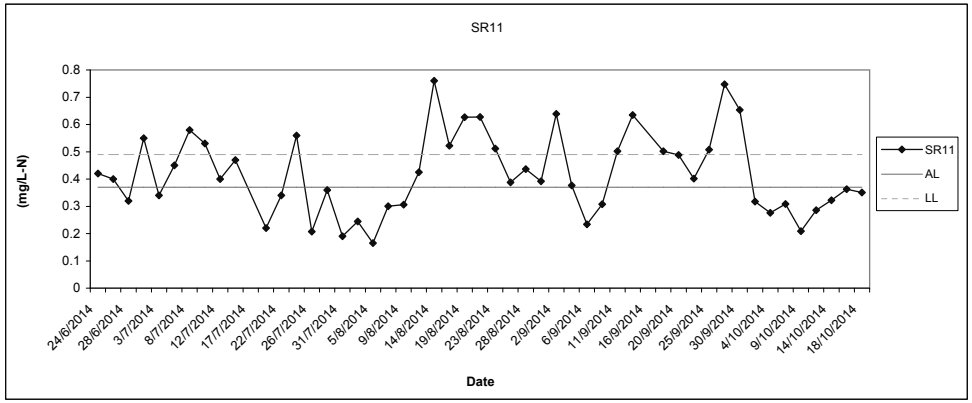

Providing Sufficient Water Depth for Kwai Tsing Container Basin and its Approach Channel

Total Suspended Solids (Depth average) at Mid-Flood Tide

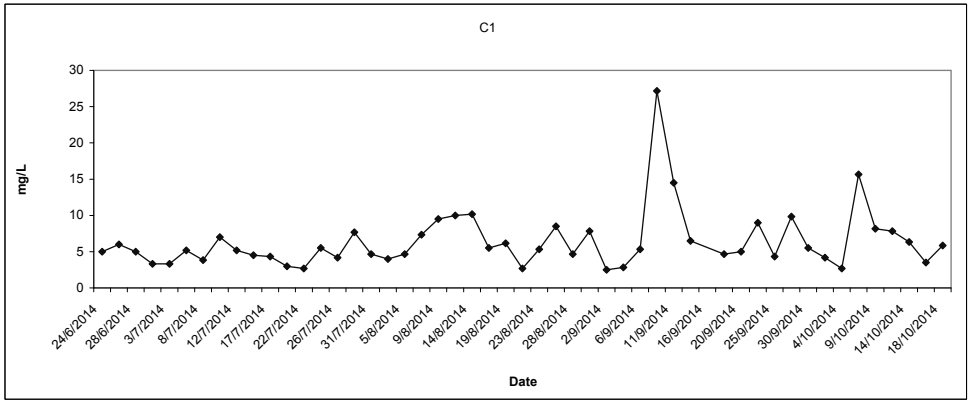

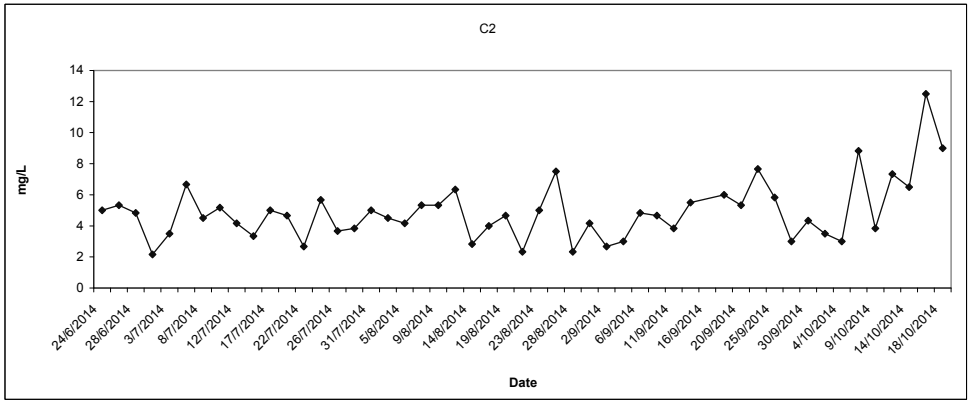

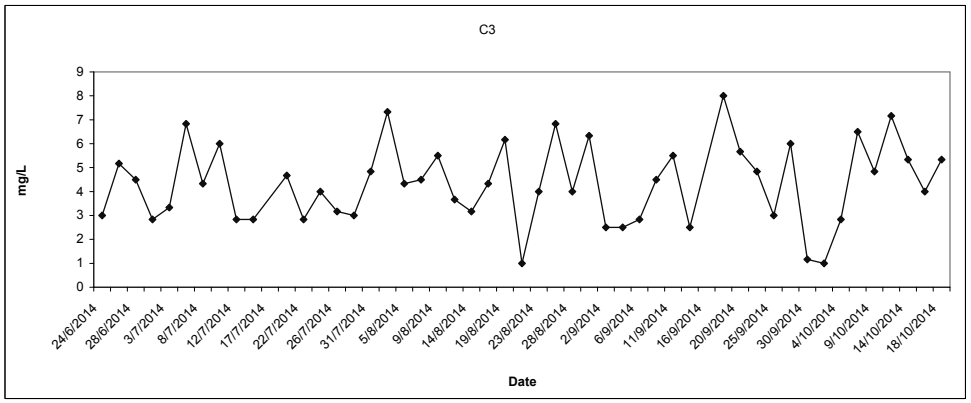

Total Suspended Solids (Depth average) at Mid-Flood Tide

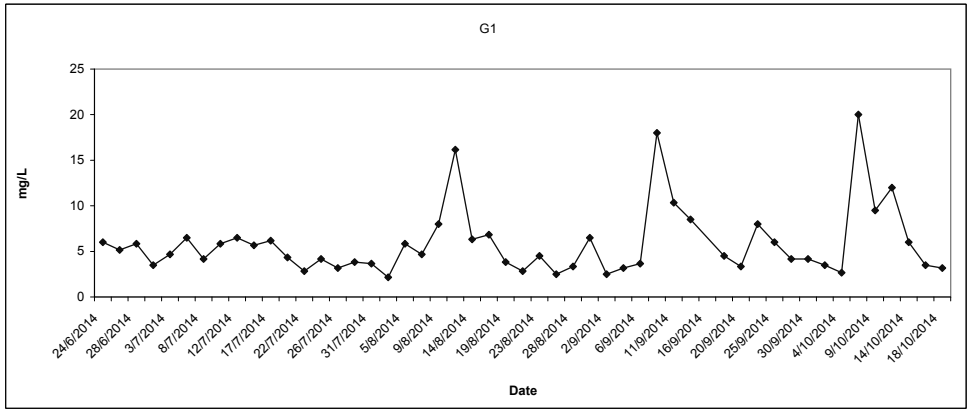

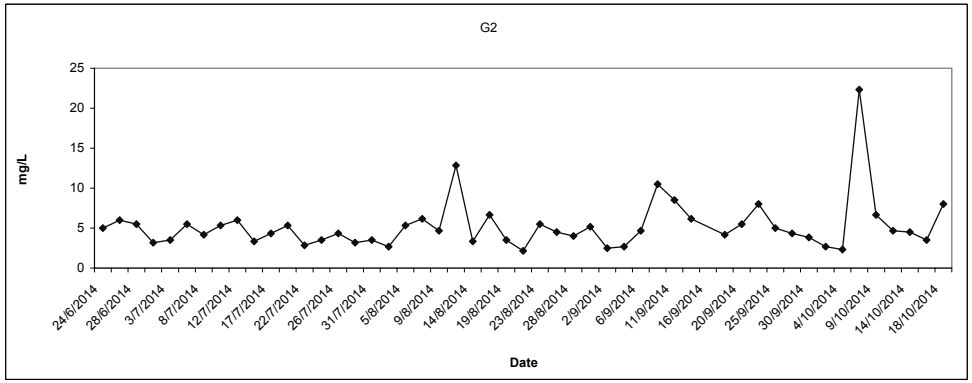

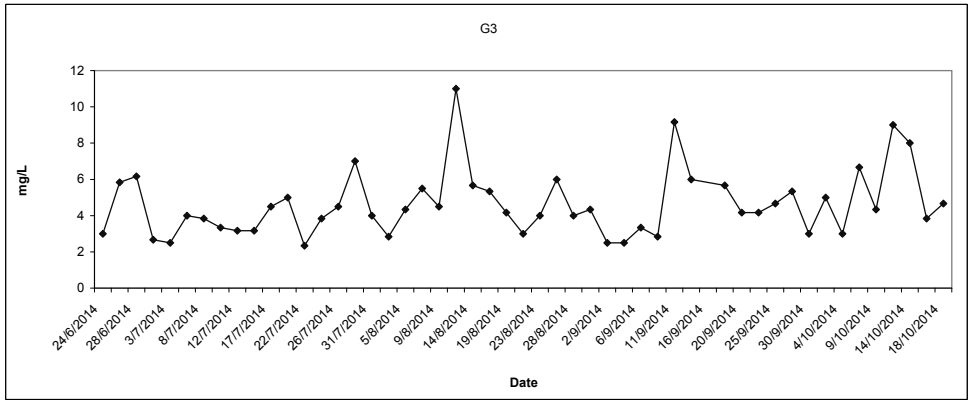

Providing Sufficient Water Depth for Kwai Tsing Container Basin and its Approach Channel

Total Suspended Solids (Depth average) at Mid-Flood Tide

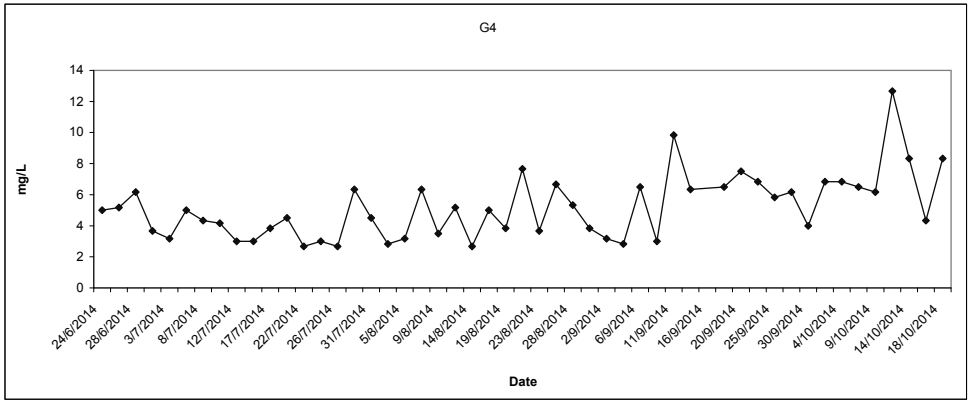

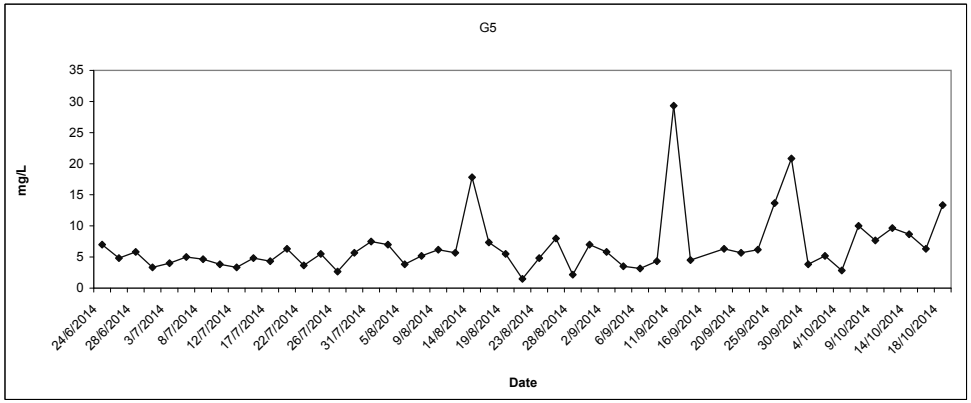

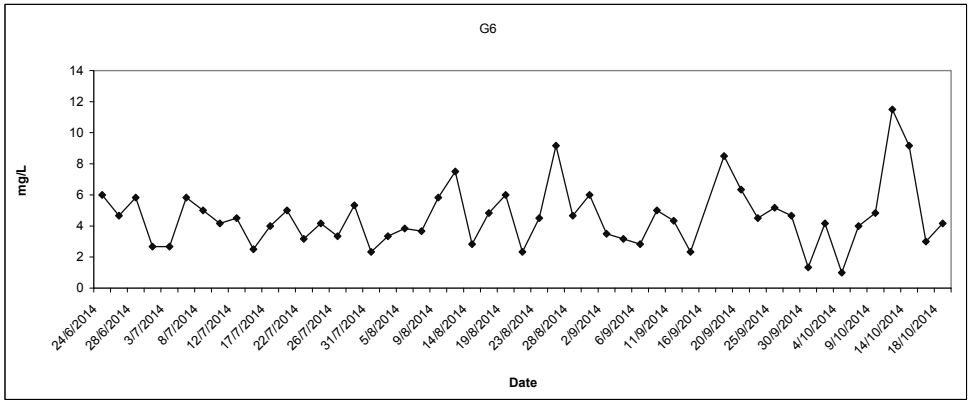

Total Suspended Solids (Depth average) at Mid-Flood Tide

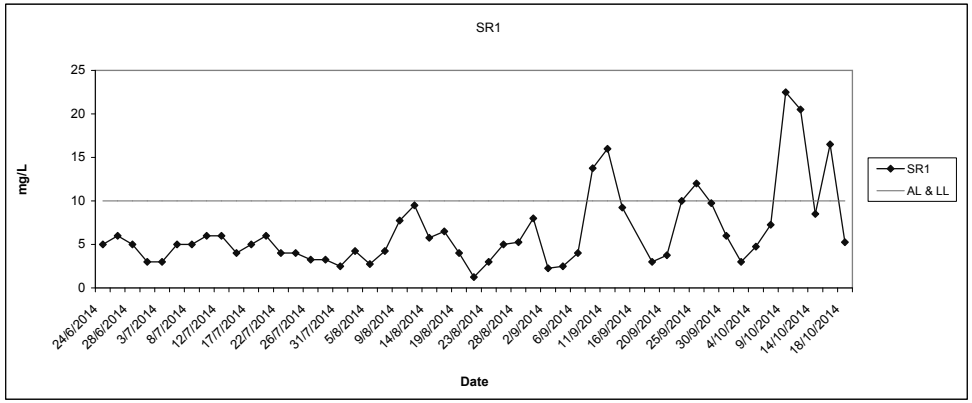

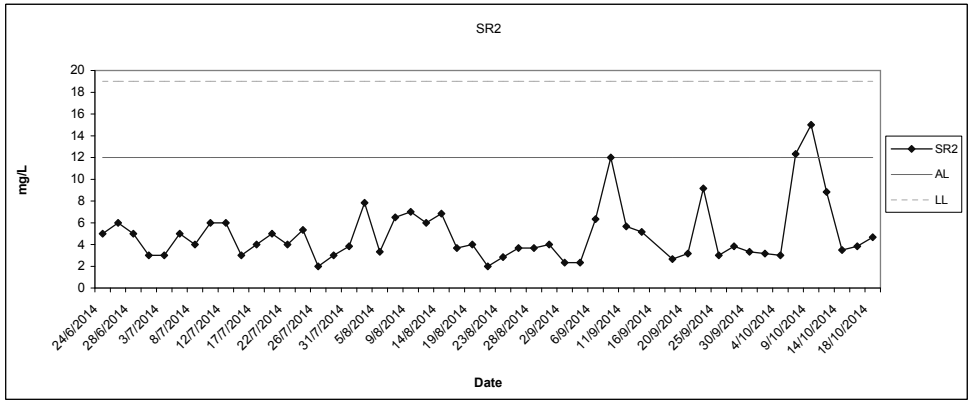

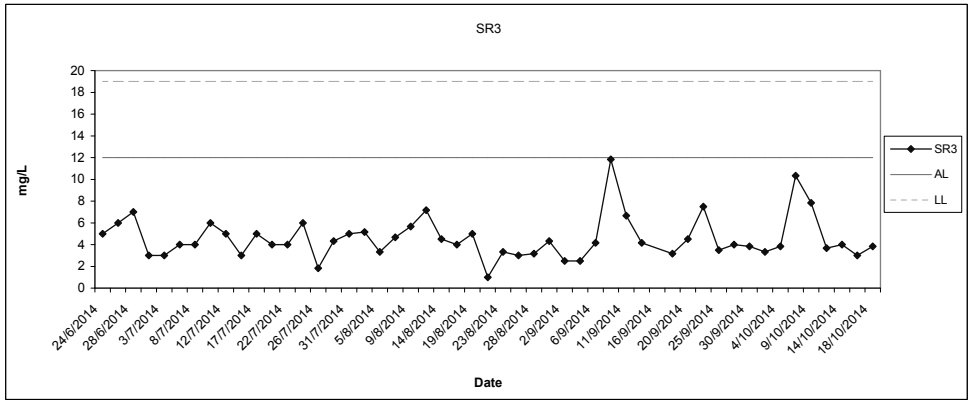

Providing Sufficient Water Depth for Kwai Tsing Container Basin and its Approach Channel

Total Suspended Solids (Depth average) at Mid-Flood Tide

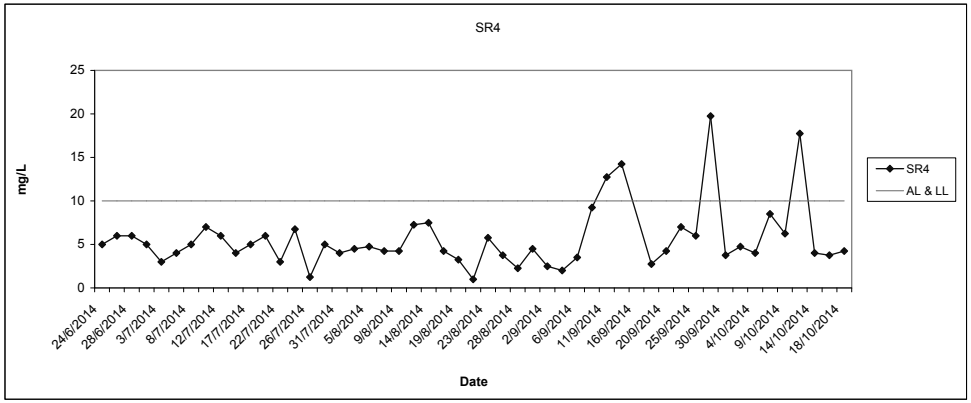

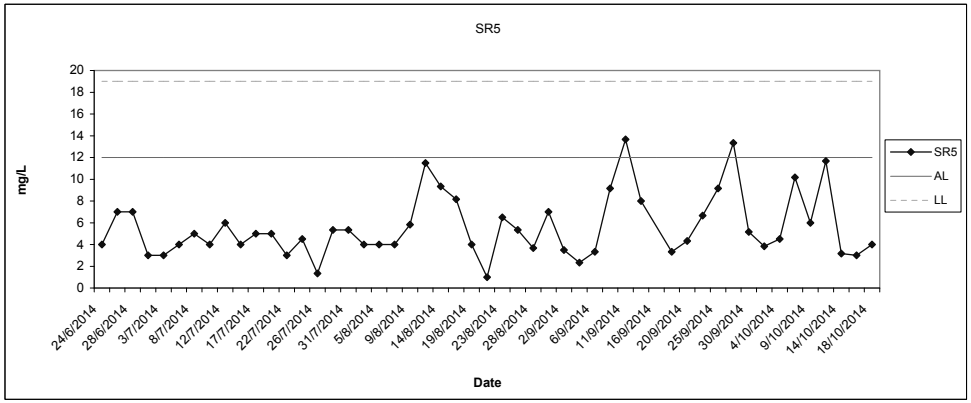

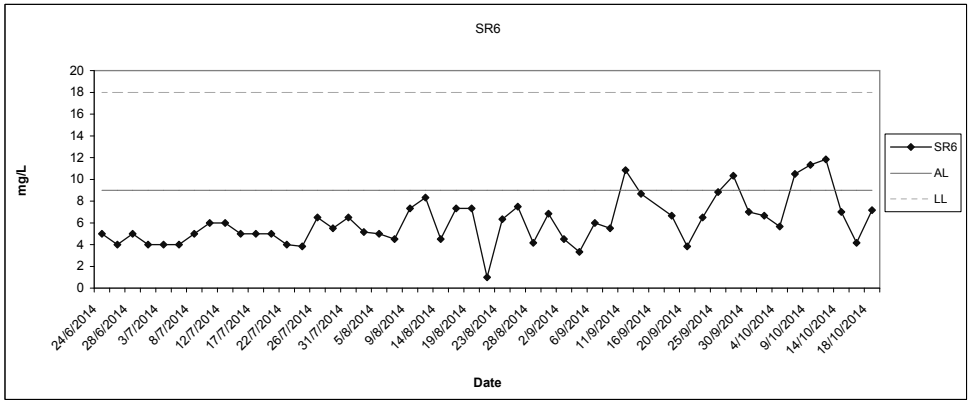

Total Suspended Solids (Depth average) at Mid-Flood Tide

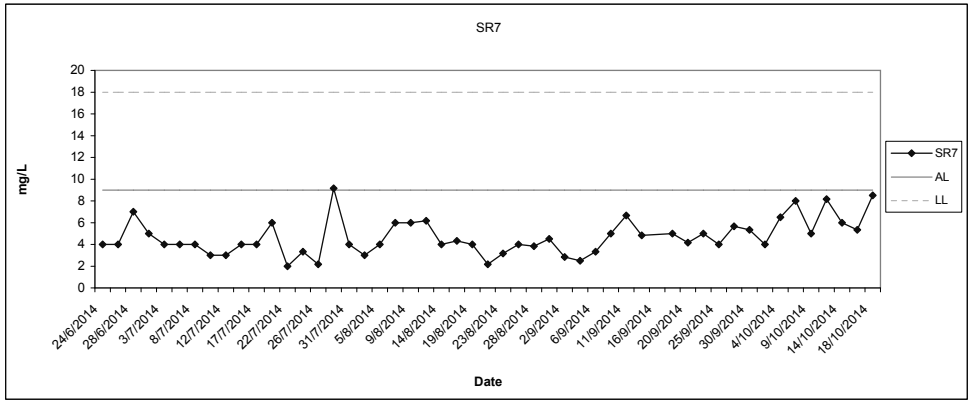

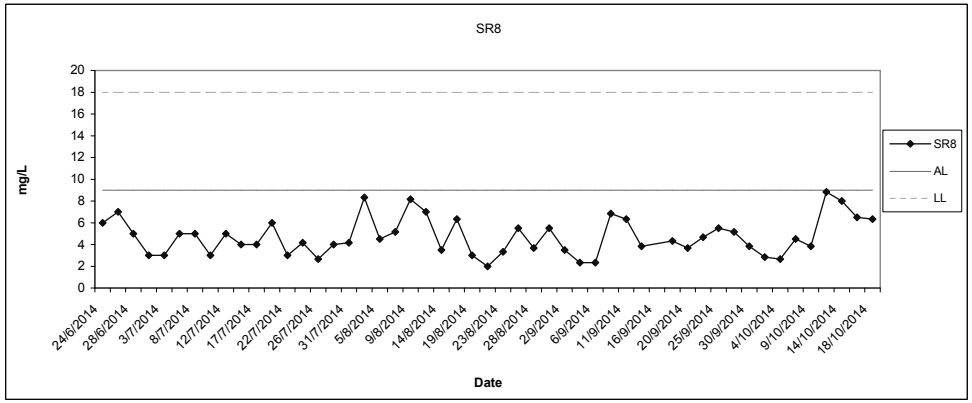

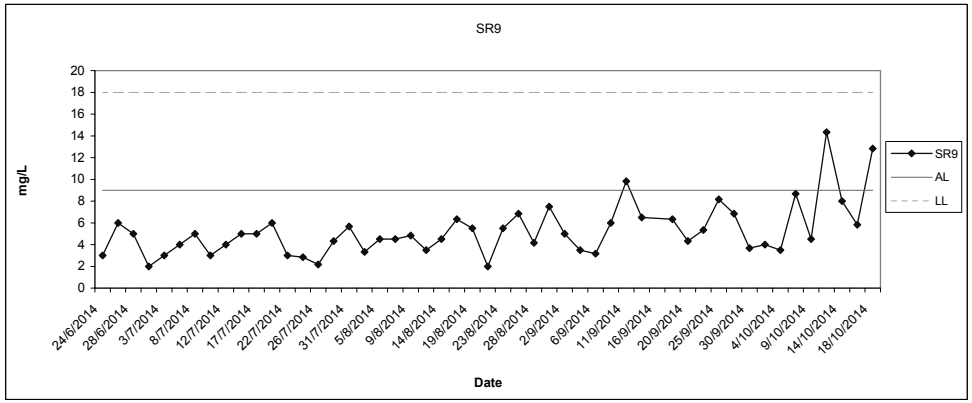

Providing Sufficient Water Depth for Kwai Tsing Container Basin and its Approach Channel

Total Suspended Solids (Depth average) at Mid-Flood Tide

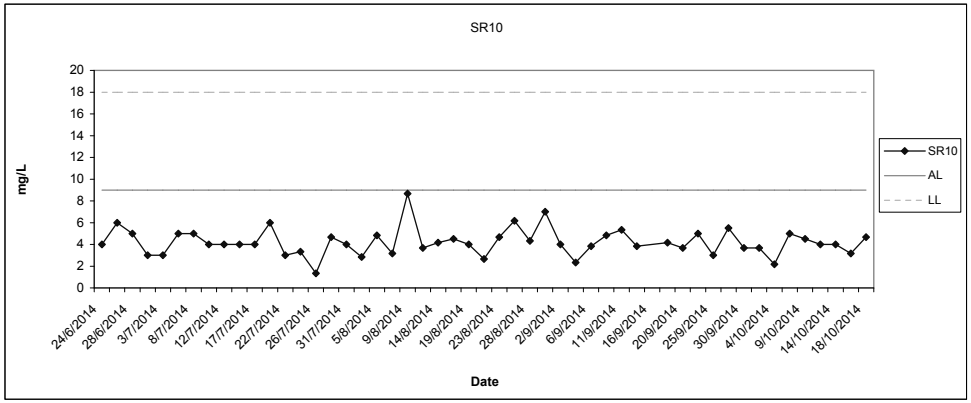

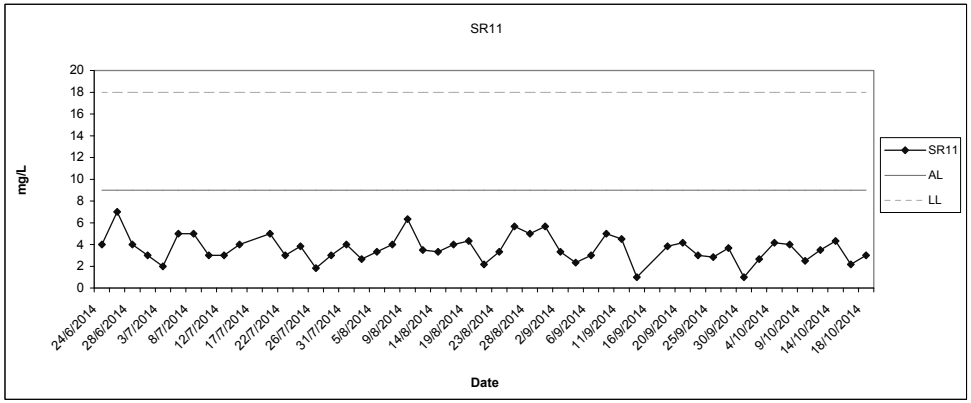

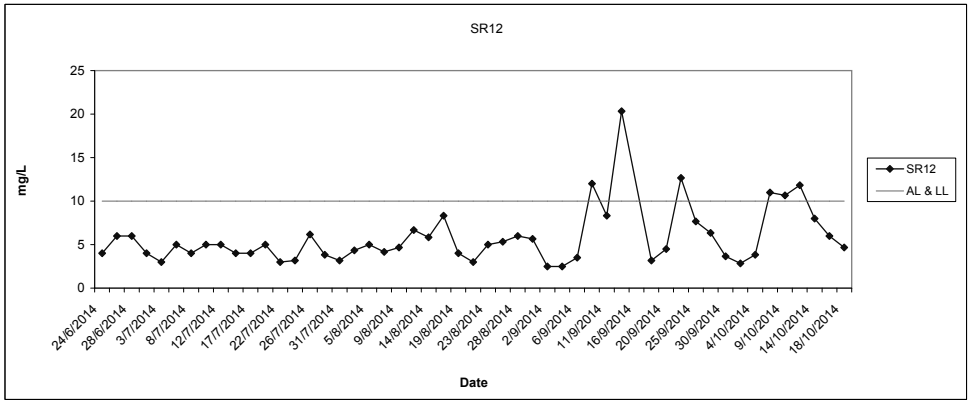

Total Suspended Solids (Depth average) at Mid-Flood Tide

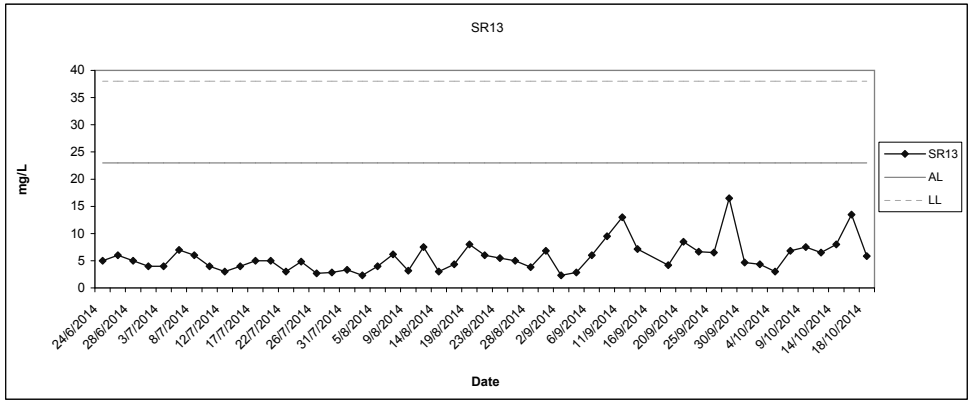

Providing Sufficient Water Depth for Kwai Tsing Container Basin and its Approach Channel

Ammonia Nitrogen (Depth average) at Mid-Flood Tide

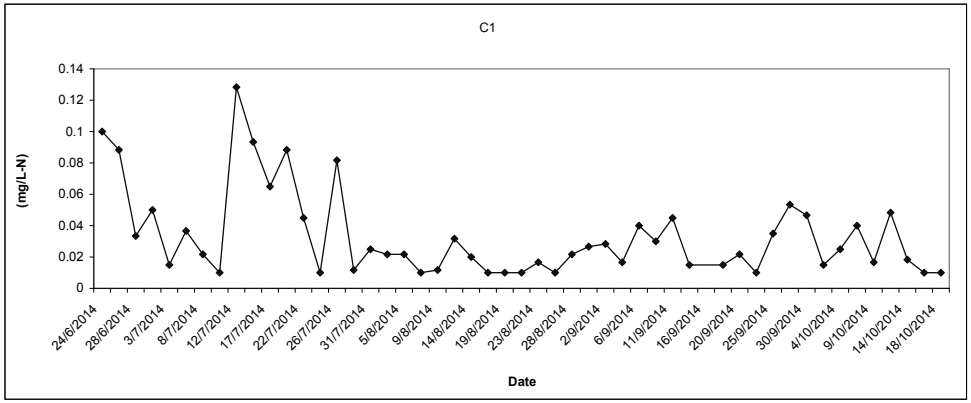

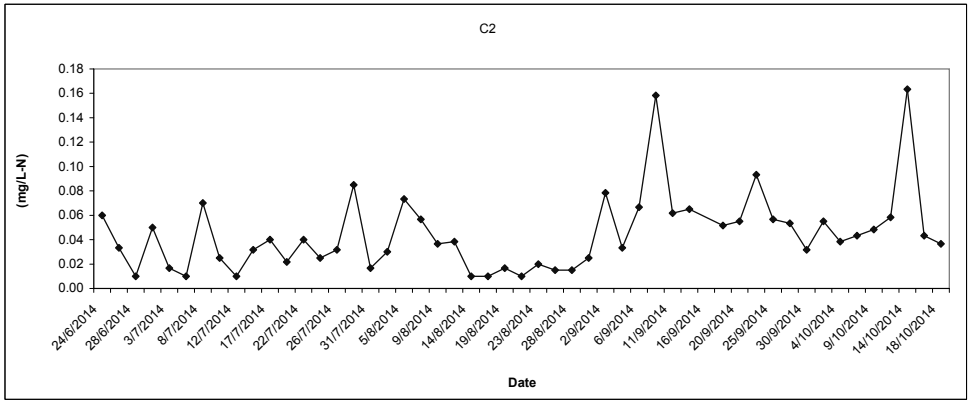

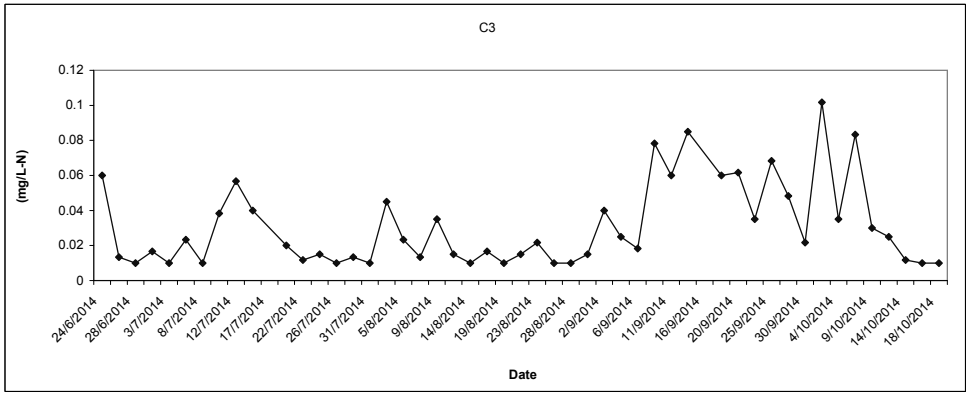

Ammonia Nitrogen (Depth average) at Mid-Flood Tide

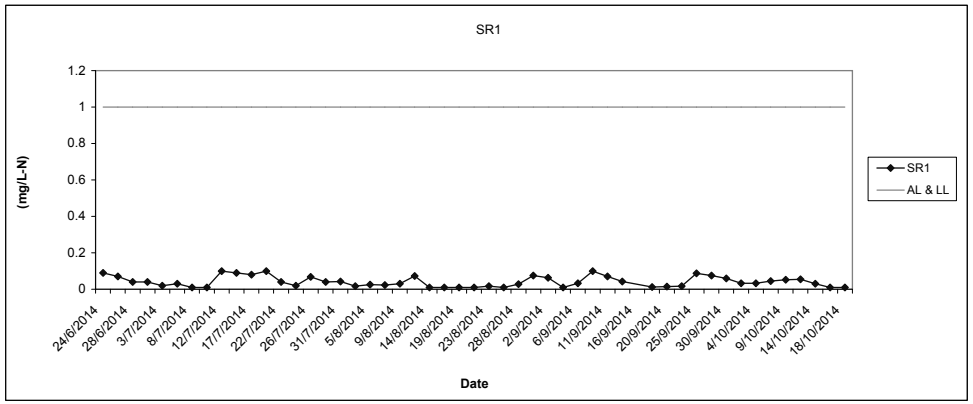

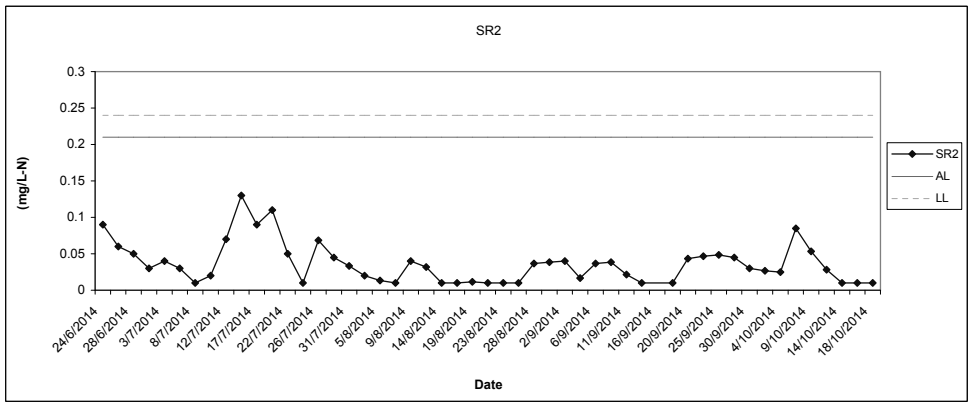

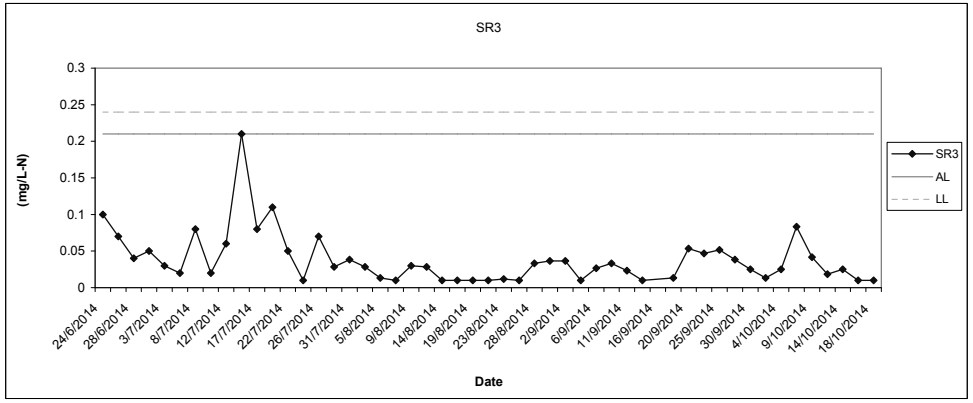

Providing Sufficient Water Depth for Kwai Tsing Container Basin and its Approach Channel

Ammonia Nitrogen (Depth average) at Mid-Flood Tide

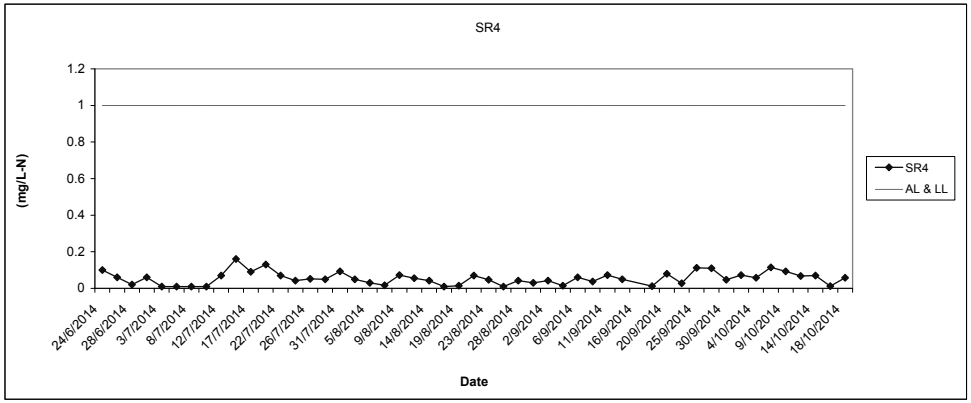

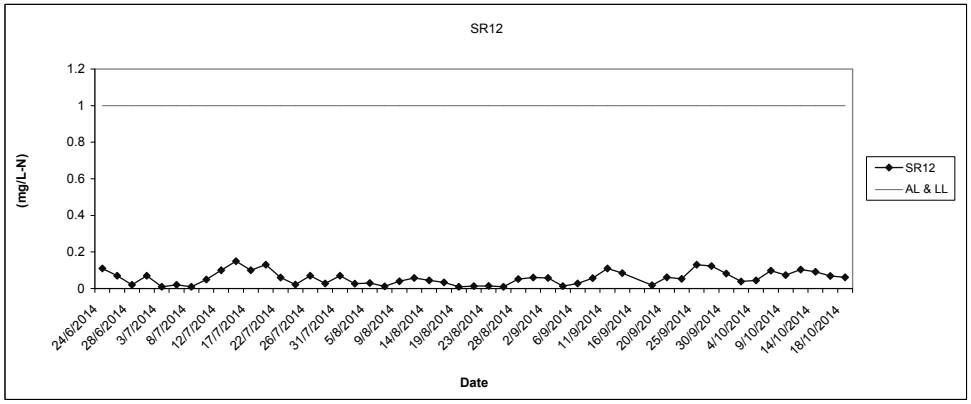

Laboratory Analysis UIA (Depth average) at Mid-Flood Tide

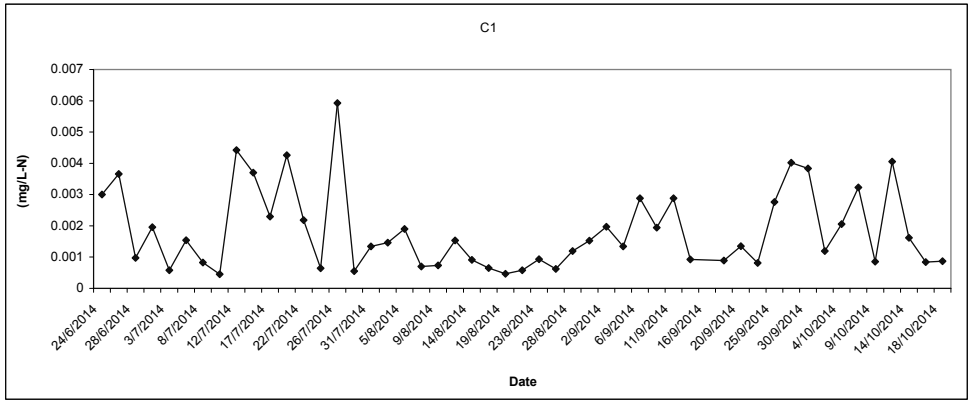

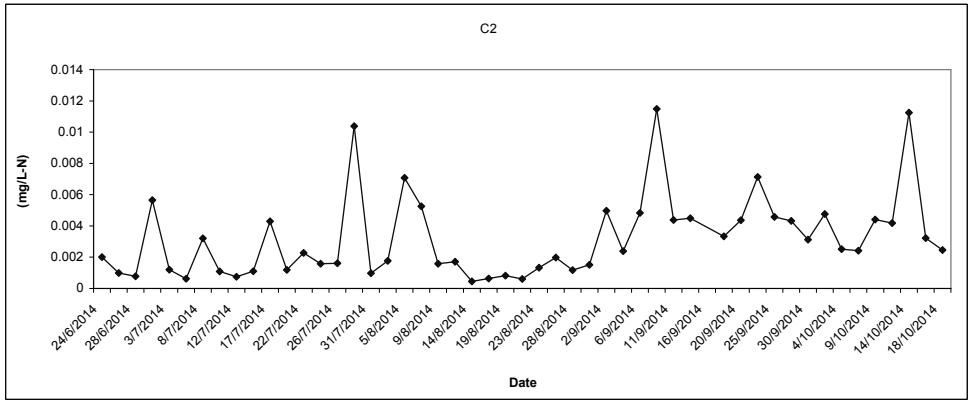

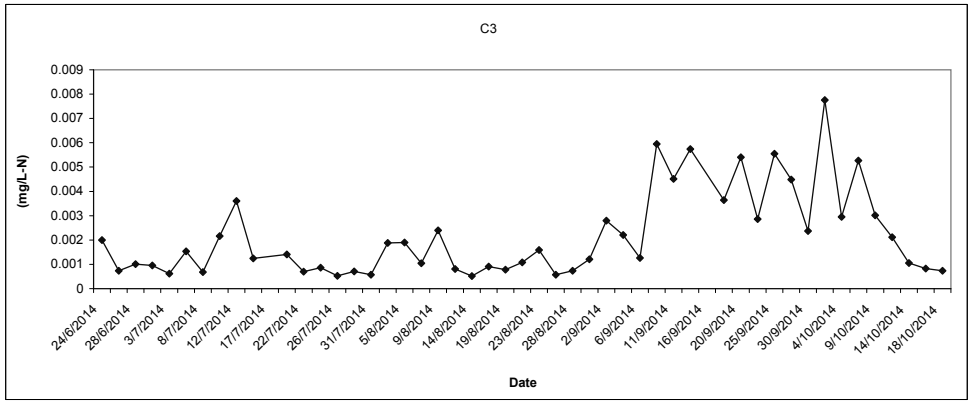

Laboratory Analysis UIA (Depth average) at Mid-Flood Tide

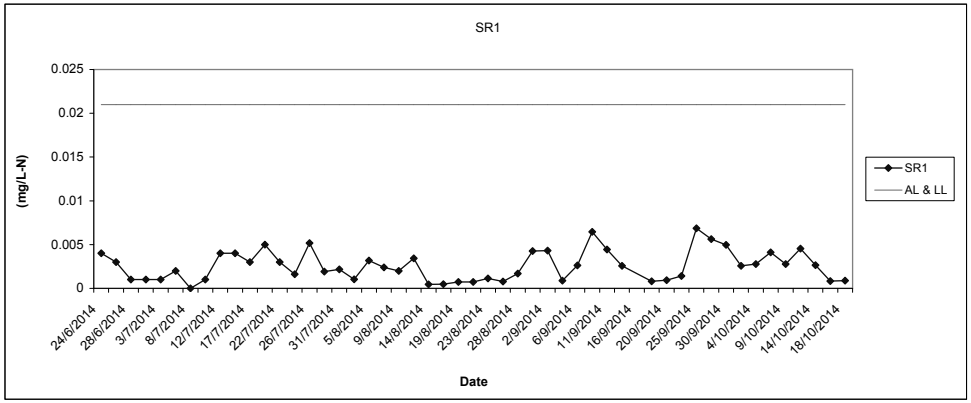

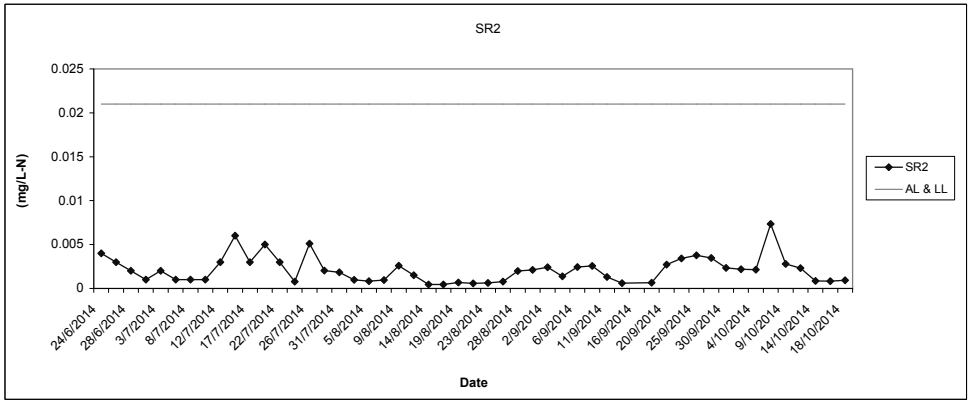

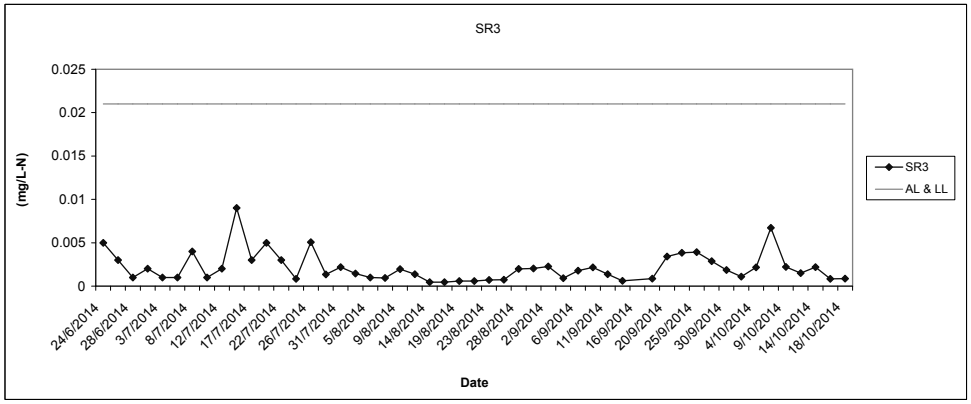

Laboratory Analysis UIA (Depth average) at Mid-Flood Tide

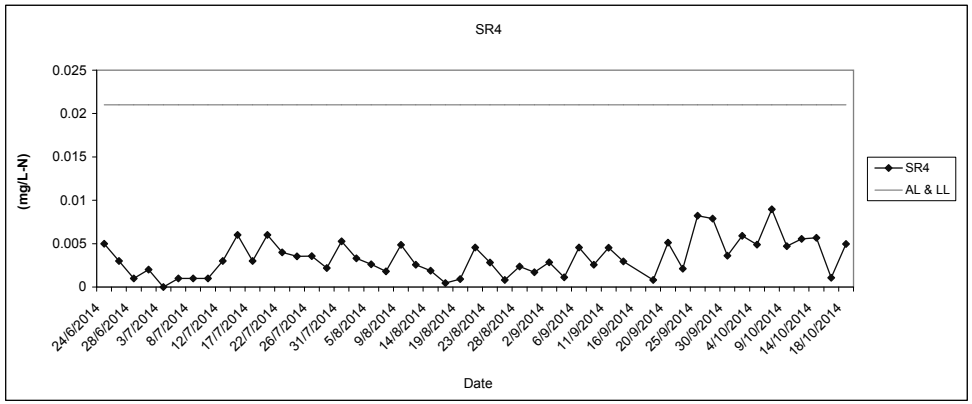

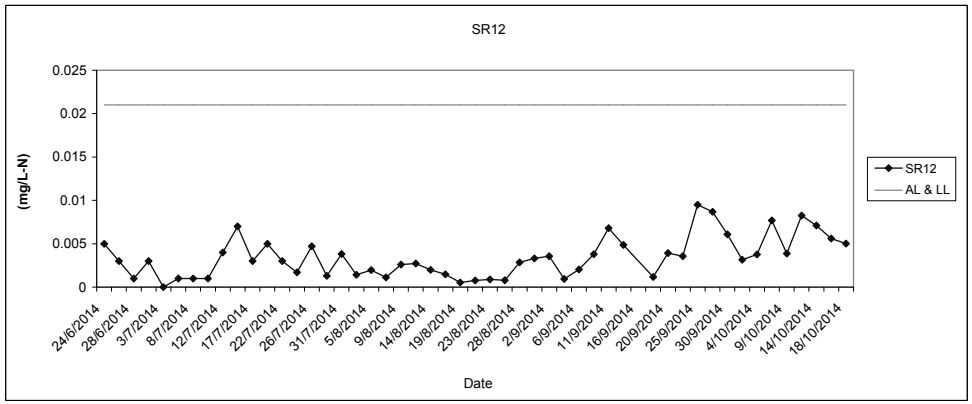

Providing Sufficient Water Depth for Kwai Tsing Container Basin and its Approach Channel

Laboratory Analysis TIN (Depth average) at Mid-Flood Tide

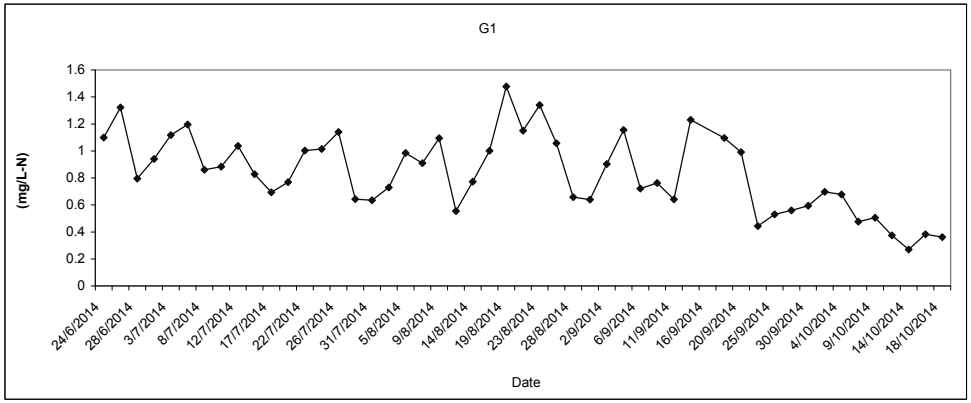

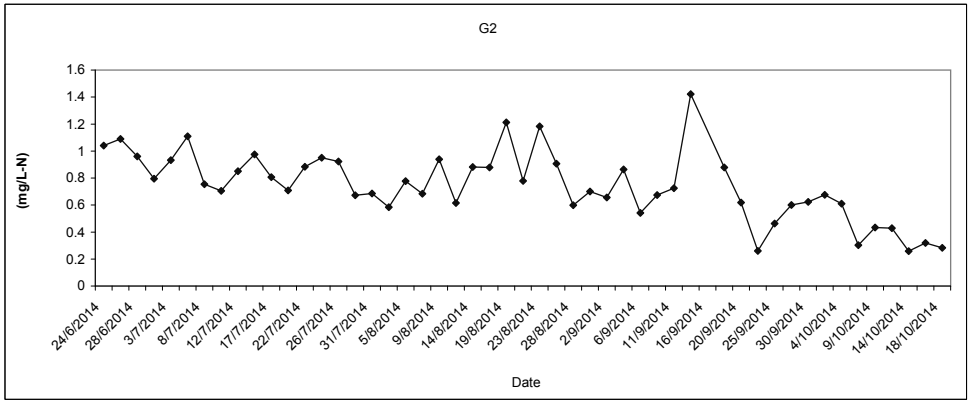

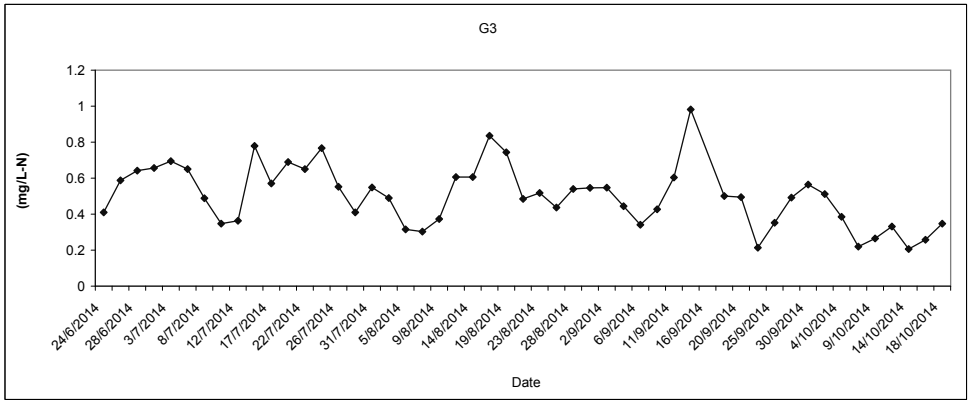

Laboratory Analysis TIN (Depth average) at Mid-Flood Tide

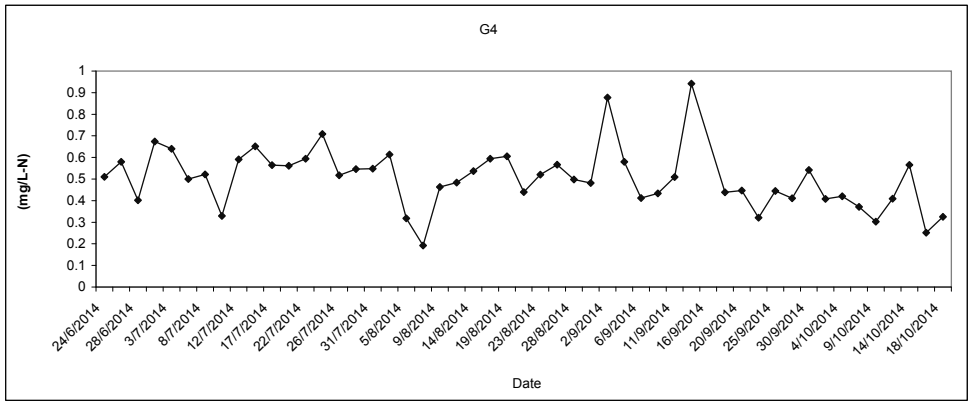

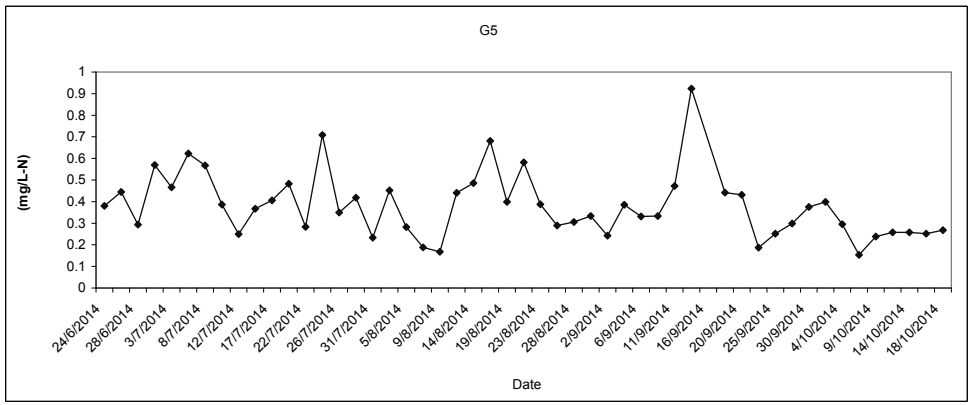

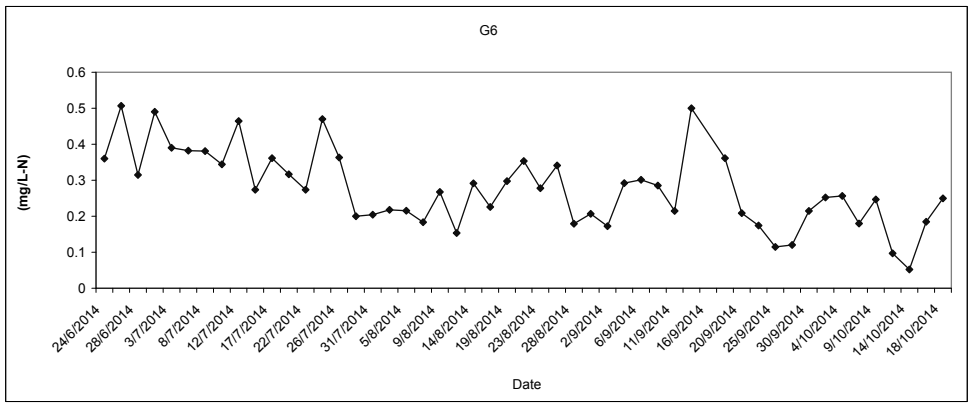

Providing Sufficient Water Depth for Kwai Tsing Container Basin and its Approach Channel

Laboratory Analysis TIN (Depth average) at Mid-Flood Tide

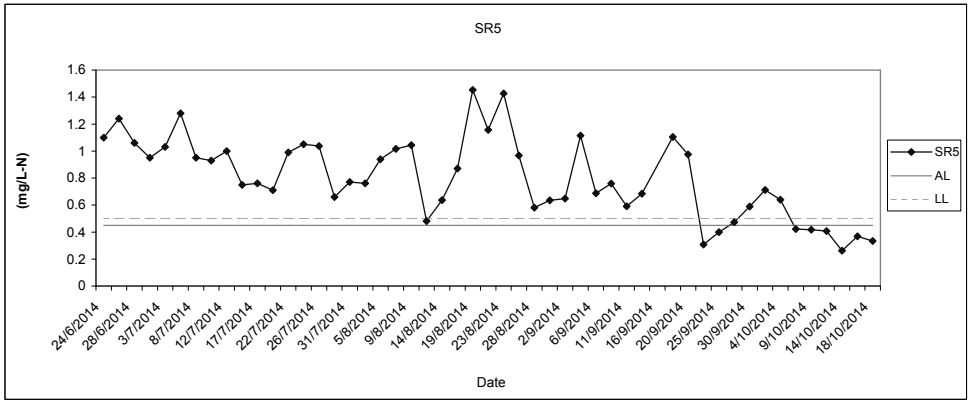

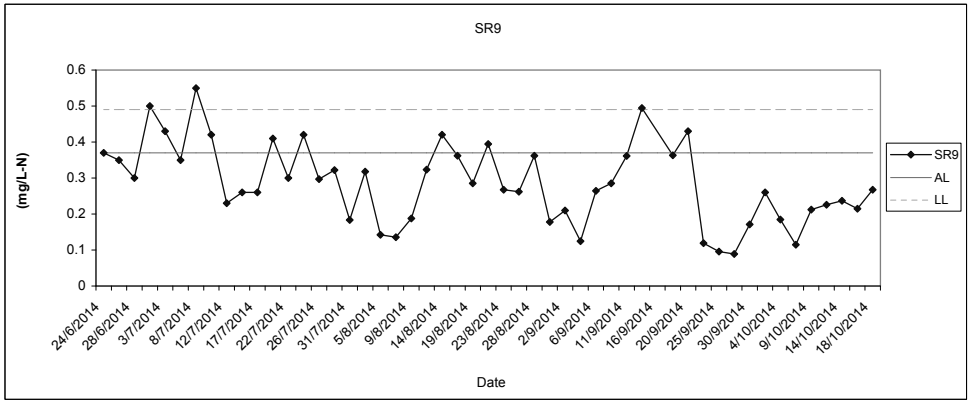

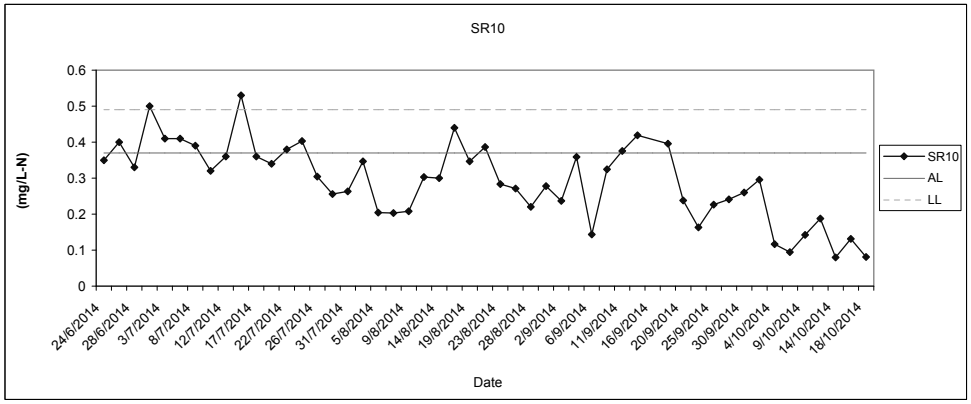

Laboratory Analysis TIN (Depth average) at Mid-Flood Tide

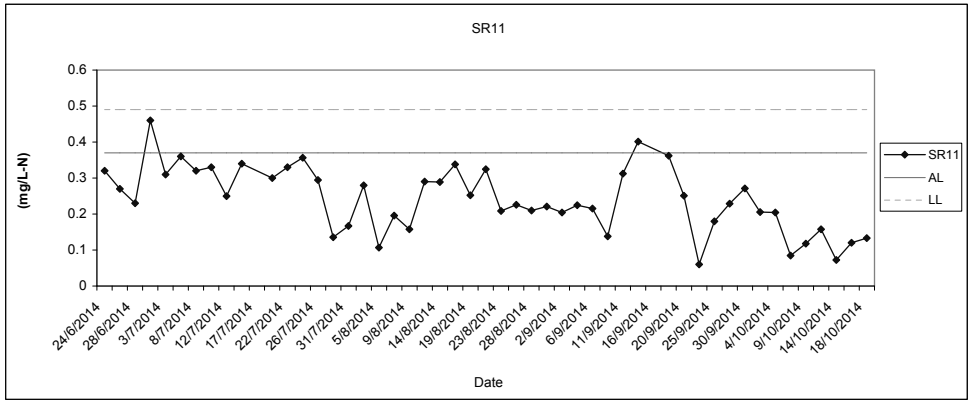

Providing Sufficient Water Depth for Kwai Tsing Container Basin and its Approach Channel

E.coli (Depth average) at Mid-Flood Tide

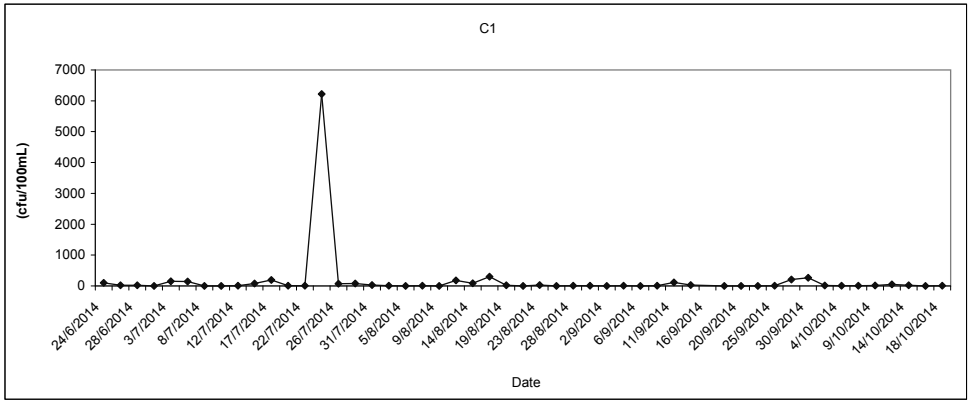

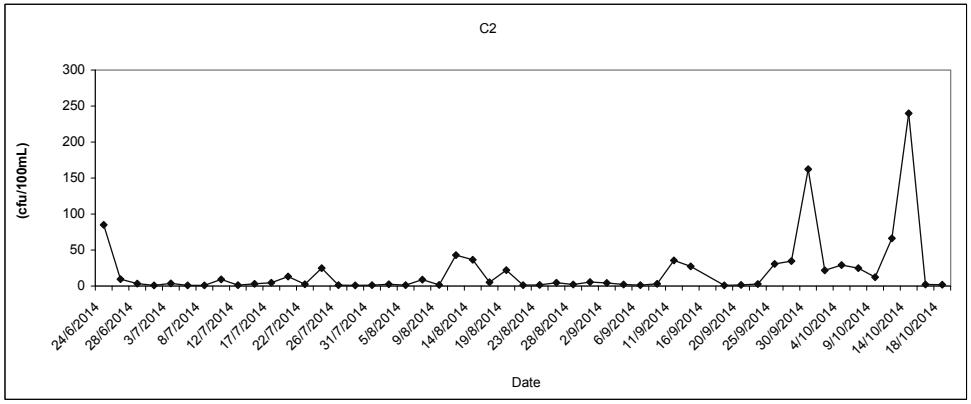

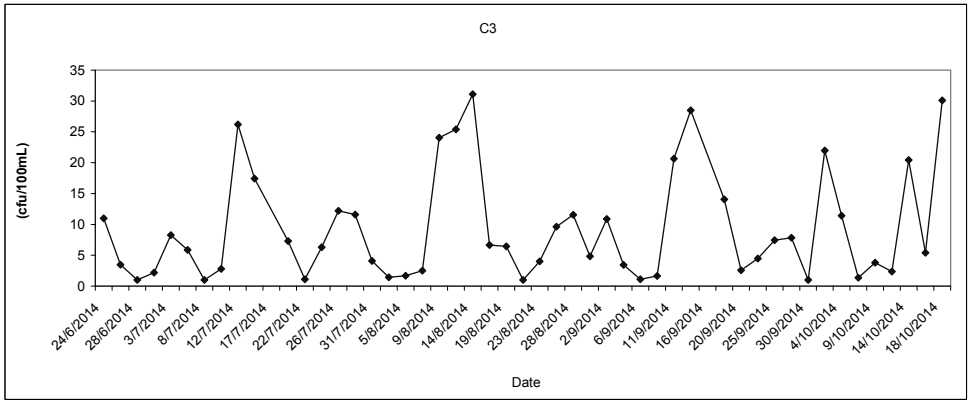

E.coli (Depth average) at Mid-Flood Tide

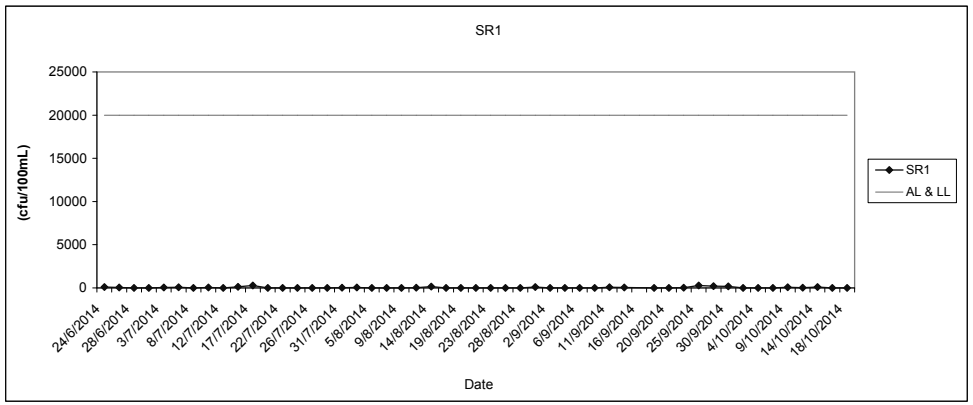

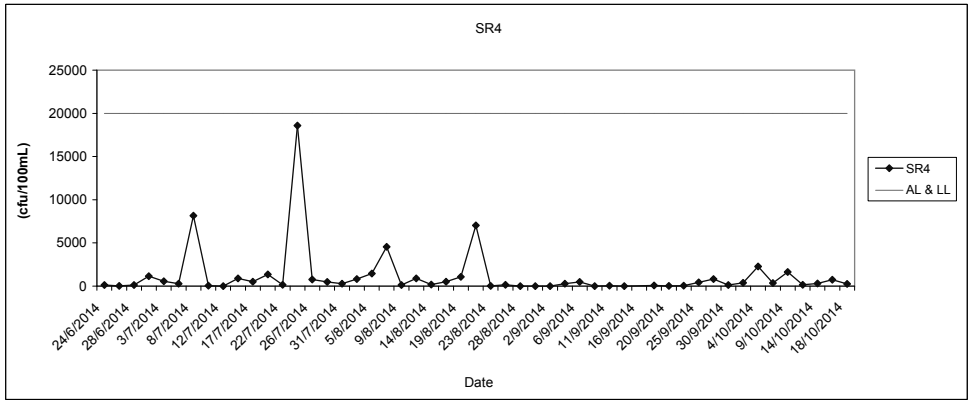

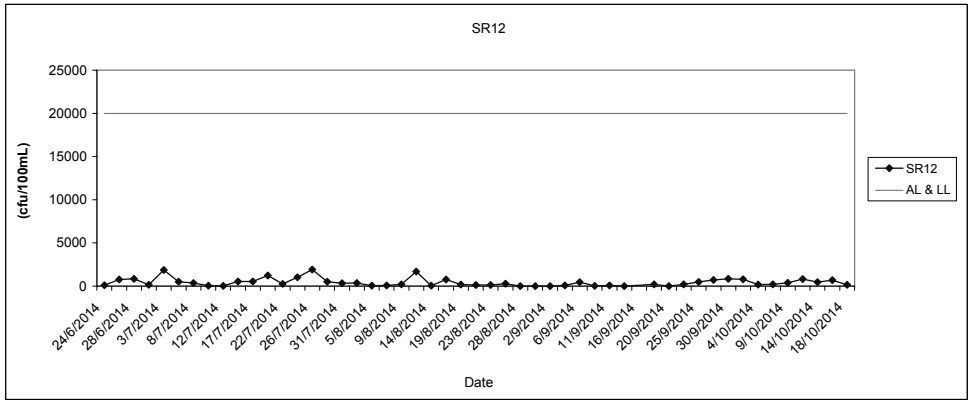

Providing Sufficient Water Depth for Kwai Tsing Container Basin and its Approach Channel

BOD_5 (Depth average) at Mid-Flood Tide

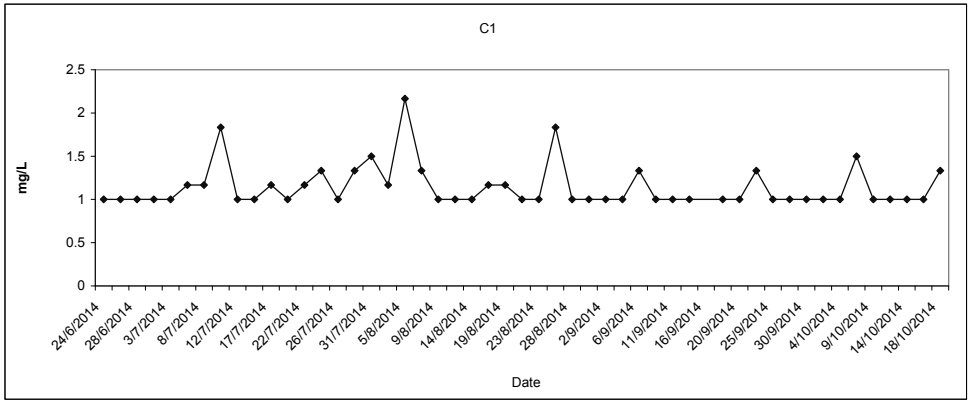

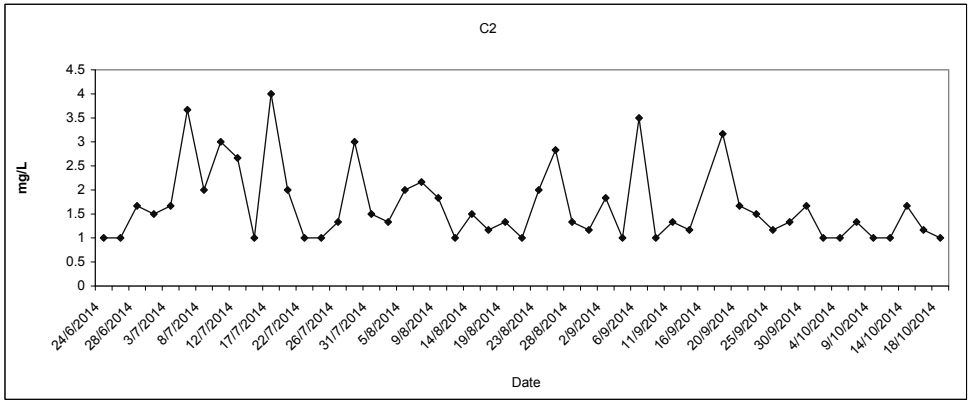

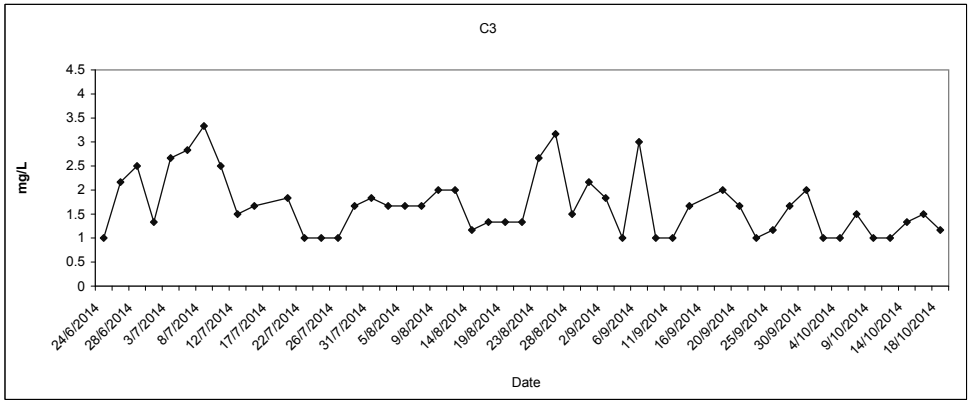

BOD_5 (Depth average) at Mid-Flood Tide

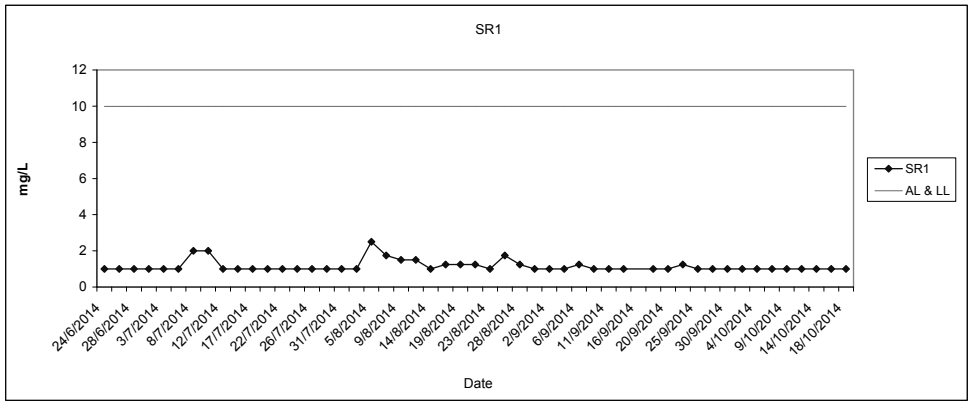

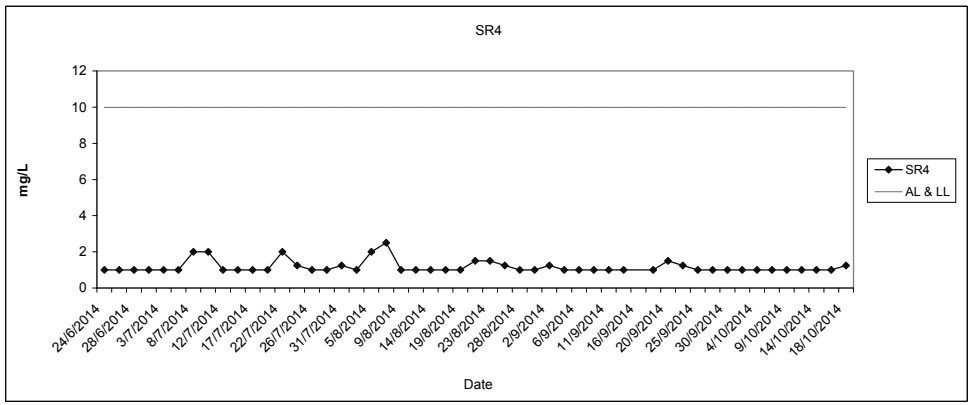

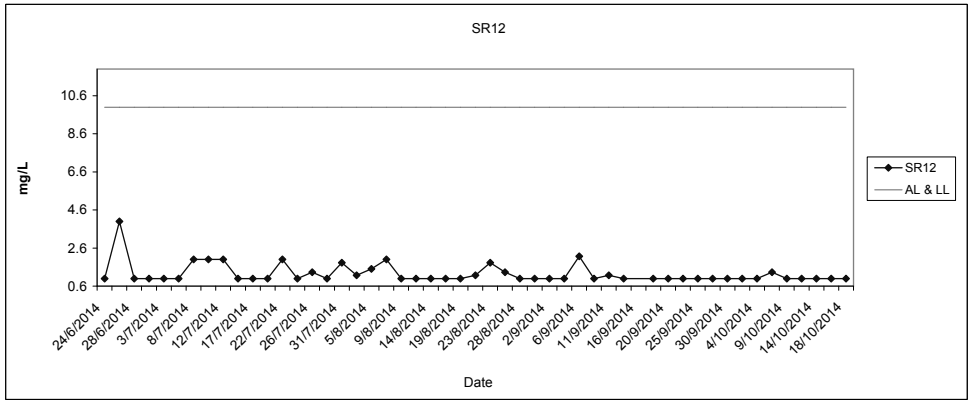

Providing Sufficient Water Depth for Kwai Tsing Container Basin and its Approach Channel

Synthetic Detergent (Depth average) at Mid-Flood Tide

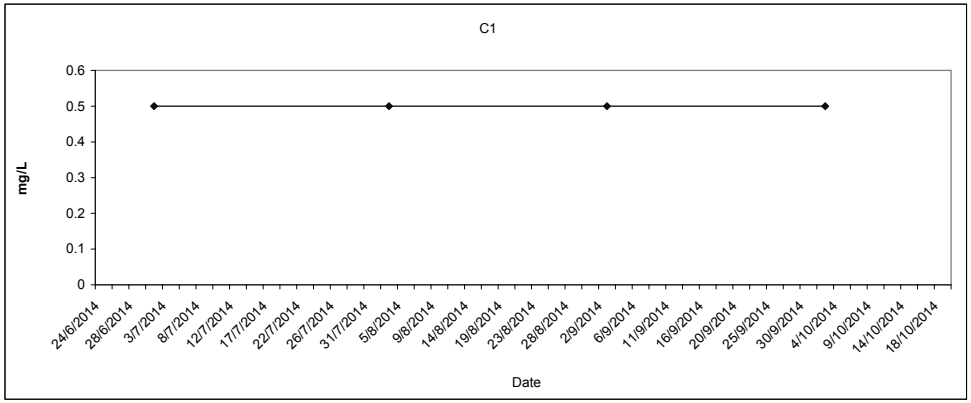

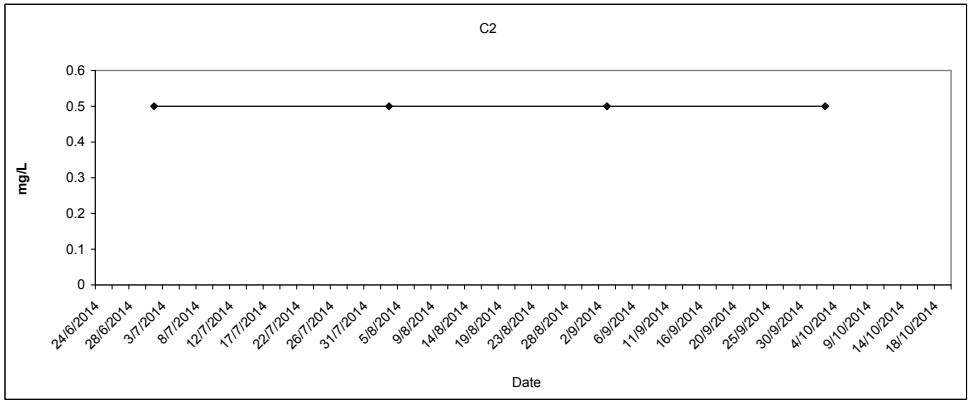

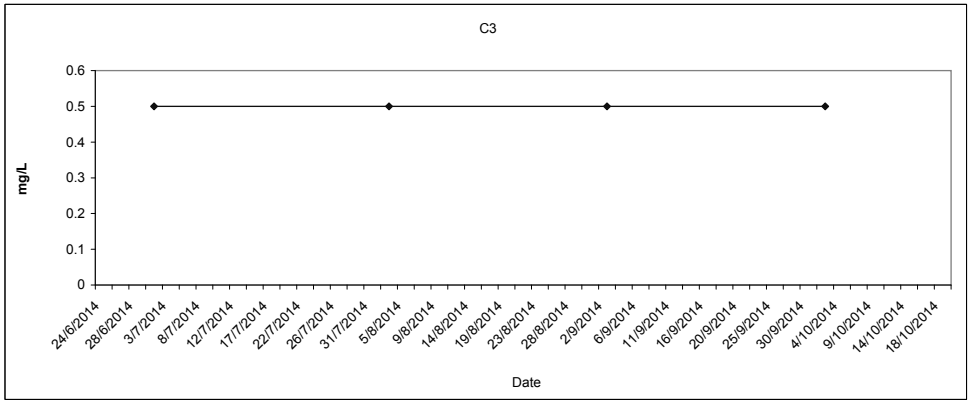

Synthetic Detergent (Depth average) at Mid-Flood Tide

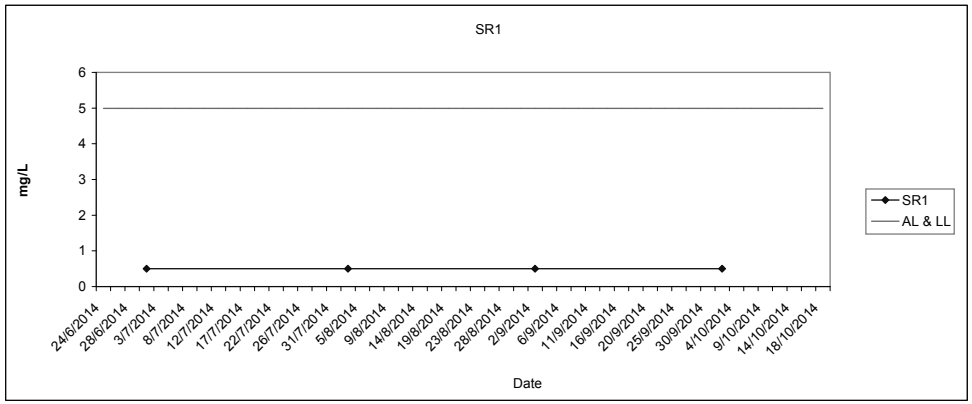

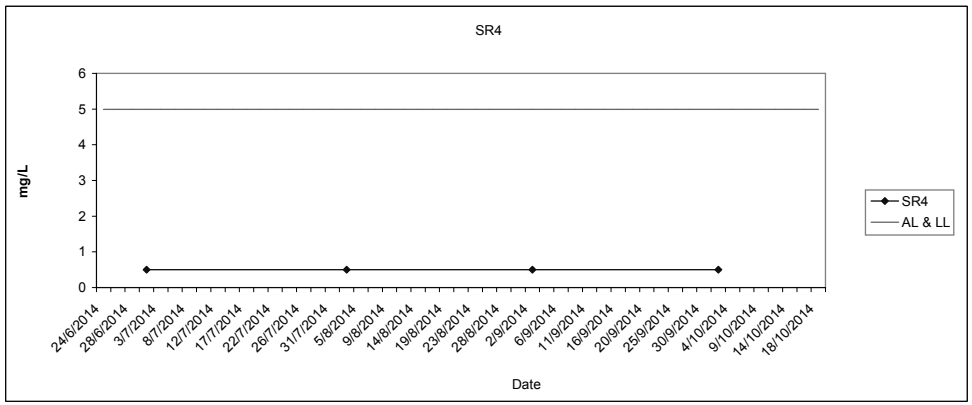

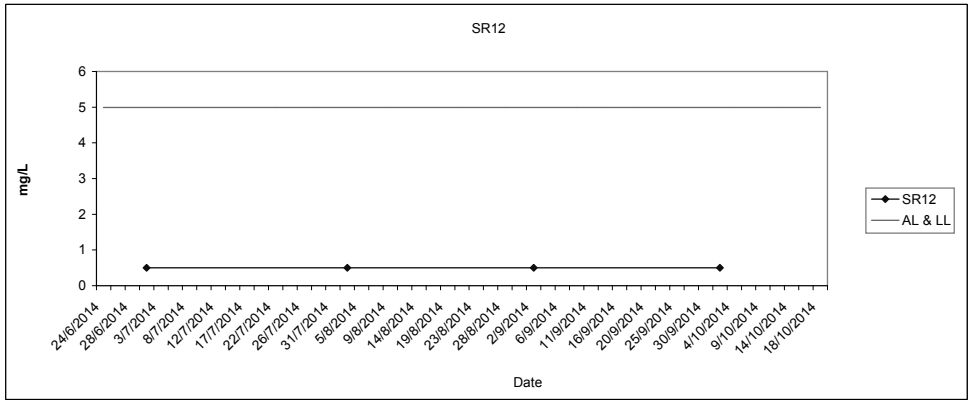

Providing Sufficient Water Depth for Kwai Tsing Container Basin and its Approach Channel

MATERIALAB CONSULTANTS LIMITED
Fugro Development Centre,
5 Lok Yi Street,
17 M.S. Castle Peak Road,
Tai Lam, Tuen Mun, N.T., Hong Kong.
Tel : (852)-24508238
Fax : (852)-24508032
Email : mcl@fugro.com.hk

Appendix G

Water Quality Monitoring Results and Graphical Presentation – 24-hr Monitoring

The copyright of this document is owned by MateriaLab Consultants Ltd. It may not be reproduced except with prior written approval from the Company.

Station	Timestamp	Temp (° C)	DO (%)	DO (mg/L)	Tur (NTU)	Station	Timestamp	Temp (° C)	DO (%)	DO (mg/L)	Tur (NTU)	Station	Timestamp	Temp (° C)	DO (%)	DO (mg/L)	Tur (NTU)	Station	Timestamp	Temp (°C)	DO (%)	DO (mg/L)	Tur (NTU)
SR4	23/9/2014 0:01	28.42	76.2	5.06	4.8	SR4	23/9/2014 6:01	28.34	76.9	5.12	4.1	SR4	23/9/2014 12:01	28.58	77.8	5.17	3.4	SR4	23/9/2014 18:01	28.63	80.4	5.35	8.4
SR4	23/9/2014 0:06	28.42	75.4	5.02	3.8	SR4	23/9/2014 6:06	28.34	76.5	5.10	4.3	SR4	23/9/2014 12:06	28.59	78.0	5.16	3.6	SR4	23/9/2014 18:06	28.63	80.2	5.34	7.6
SR4	23/9/2014 0:11	28.42	75.7	5.04	3.5	SR4	23/9/2014 6:11	28.33	76.3	5.09	3.3	SR4	23/9/2014 12:11	28.58	77.7	5.16	4.4	SR4	23/9/2014 18:11	28.63	80.0	5.32	6.8
SR4	23/9/2014 0:16	28.36	73.9	4.91	3.1	SR4	23/9/2014 6:16	28.34	75.0	5.00	3.4	SR4	23/9/2014 12:16	28.58	78.0	5.17	5.2	SR4	23/9/2014 18:16	28.63	79.6	5.28	7.7
SR4	23/9/2014 0:21	28.41	74.9	4.98	3.5	SR4	23/9/2014 6:21	28.33	75.6	5.04	3.5	SR4	23/9/2014 12:21	28.57	77.9	5.17	4.7	SR4	23/9/2014 18:21	28.63	80.0	5.32	7.2
SR4	23/9/2014 0:26	28.41	74.9	4.99	3.3	SR4	23/9/2014 6:26	28.33	75.8	5.06	4.7	SR4	23/9/2014 12:26	28.58	78.0	5.18	4.4	SR4	23/9/2014 18:26	28.63	79.4	5.26	8.3
SR4	23/9/2014 0:31	28.39	74.1	4.93	9.1	SR4	23/9/2014 6:31	28.33	75.7	5.05	3.8	SR4	23/9/2014 12:31	28.58	77.4	5.14	4.3	SR4	23/9/2014 18:31	28.63	79.5	5.28	6.7
SR4	23/9/2014 0:36	28.41	73.9	4.92	2.9	SR4	23/9/2014 6:36	28.32	75.8	5.06	3.9	SR4	23/9/2014 12:36	28.57	77.7	5.16	4.2	SR4	23/9/2014 18:36	28.63	79.3	5.28	6.0
SR4	23/9/2014 0:41	28.40	74.0	4.92	2.4	SR4	23/9/2014 6:41	28.32	74.5	4.97	4.2	SR4	23/9/2014 12:41	28.58	77.3	5.13	4.4	SR4	23/9/2014 18:41	28.63	79.6	5.29	6.9
SR4	23/9/2014 0:46	28.40	73.9	4.91	2.9	SR4	23/9/2014 6:46	28.32	75.0	5.01	3.9	SR4	23/9/2014 12:46	28.63	76.3	5.07	3.5	SR4	23/9/2014 18:46	28.63	79.6	5.30	5.7
SR4	23/9/2014 0:51	28.40	74.7	4.95	3.4	SR4	23/9/2014 6:51	28.32	75.8	5.06	4.6	SR4	23/9/2014 12:51	28.64	75.6	5.02	3.1	SR4	23/9/2014 18:51	28.63	79.2	5.27	4.9
SR4	23/9/2014 0:56	28.40	74.7	4.96	3.2	SR4	23/9/2014 6:56	28.32	76.2	5.08	7.2	SR4	23/9/2014 12:56	28.64	77.3	5.13	4.1	SR4	23/9/2014 18:56	28.63	79.3	5.27	5.1
SR4	23/9/2014 1:01	28.39	74.9	4.97	3.0	SR4	23/9/2014 7:01	28.32	76.0	5.07	5.0	SR4	23/9/2014 13:01	28.65	76.1	5.05	4.2	SR4	23/9/2014 19:01	28.63	79.4	5.29	5.8
SR4	23/9/2014 1:06	28.39	74.8	4.96	2.9	SR4	23/9/2014 7:06	28.32	76.5	5.10	4.8	SR4	23/9/2014 13:06	28.65	76.2	5.06	3.2	SR4	23/9/2014 19:06	28.62	79.1	5.27	5.2
SR4	23/9/2014 1:11	28.39	74.1	4.91	2.8	SR4	23/9/2014 7:11	28.31	76.4	5.10	4.6	SR4	23/9/2014 13:11	28.64	76.6	5.08	3.6	SR4	23/9/2014 19:11	28.62	78.9	5.25	5.6
SR4	23/9/2014 1:16	28.39	74.3	4.93	2.7	SR4	23/9/2014 7:16	28.30	76.2	5.09	5.0	SR4	23/9/2014 13:16	28.64	76.0	5.04	3.3	SR4	23/9/2014 19:16	28.62	79.0	5.26	7.6
SR4	23/9/2014 1:21	28.39	73.9	4.92	3.1	SR4	23/9/2014 7:21	28.29	76.1	5.08	4.6	SR4	23/9/2014 13:21	28.61	77.3	5.13	4.5	SR4	23/9/2014 19:21	28.62	78.6	5.23	7.5
SR4	23/9/2014 1:26	28.39	74.0	4.93	2.5	SR4	23/9/2014 7:26	28.31	76.3	5.09	5.7	SR4	23/9/2014 13:26	28.63	76.6	5.08	3.9	SR4	23/9/2014 19:26	28.62	78.7	5.23	7.6
SR4	23/9/2014 1:31	28.39	73.8	4.91	2.9	SR4	23/9/2014 7:31	28.31	76.5	5.11	5.2	SR4	23/9/2014 13:31	28.67	77.7	5.14	5.0	SR4	23/9/2014 19:31	28.62	78.5	5.22	5.9
SR4	23/9/2014 1:36	28.38	74.3	4.95	2.4	SR4	23/9/2014 7:36	28.32	76.5	5.11	5.4	SR4	23/9/2014 13:36	28.67	77.0	5.11	3.3	SR4	23/9/2014 19:36	28.60	78.2	5.21	6.6
SR4	23/9/2014 1:41	28.39	74.7	4.98	2.7	SR4	23/9/2014 7:41	28.32	76.3	5.09	5.1	SR4	23/9/2014 13:41	28.68	77.1	5.12	3.0	SR4	23/9/2014 19:41	28.60	78.2	5.21	8.2
SR4	23/9/2014 1:46	28.38	74.1	4.93	2.4	SR4	23/9/2014 7:46	28.32	76.6	5.11	5.0	SR4	23/9/2014 13:46	28.65	78.6	5.22	4.1	SR4	23/9/2014 19:46	28.59	78.0	5.19	6.1
SR4	23/9/2014 1:51	28.38	73.6	4.91	2.3	SR4	23/9/2014 7:51	28.33	76.6	5.11	4.8	SR4	23/9/2014 13:51	28.66	76.8	5.10	3.2	SR4	23/9/2014 19:51	28.59	77.9	5.19	6.4
SR4	23/9/2014 1:56	28.39	73.1	4.87	3.0	SR4	23/9/2014 7:56	28.33	76.5	5.10	6.3	SR4	23/9/2014 13:56	28.67	76.3	5.07	3.4	SR4	23/9/2014 19:56	28.59	78.1	5.20	8.0
SR4	23/9/2014 2:01	28.39	74.0	4.93	2.6	SR4	23/9/2014 8:01	28.33	76.5	5.11	4.7	SR4	23/9/2014 14:01	28.66	76.5	5.07	5.4	SR4	23/9/2014 20:01	28.59	77.7	5.17	7.1
SR4	23/9/2014 2:06	28.40	73.3	4.88	2.8	SR4	23/9/2014 8:06	28.33	76.6	5.11	5.2	SR4	23/9/2014 14:06	28.66	74.1	4.92	4.1	SR4	23/9/2014 20:06	28.59	77.6	5.16	7.1
SR4	23/9/2014 2:11	28.41	74.6	4.97	3.5	SR4	23/9/2014 8:11	28.33	76.3	5.09	5.2	SR4	23/9/2014 14:11	28.69	77.6	5.15	6.3	SR4	23/9/2014 20:11	28.59	77.7	5.17	7.1
SR4	23/9/2014 2:16	28.41	74.5	4.96	2.6	SR4	23/9/2014 8:16	28.34	76.8	5.12	5.4	SR4	23/9/2014 14:16	28.61	76.0	5.05	7.9	SR4	23/9/2014 20:16	28.59	77.6	5.16	8.0
SR4	23/9/2014 2:21	28.41	74.7	4.98	2.9	SR4	23/9/2014 8:21	28.35	76.9	5.13	5.2	SR4	23/9/2014 14:21	28.64	77.4	5.15	6.0	SR4	23/9/2014 20:21	28.58	78.1	5.20	8.5
SR4	23/9/2014 2:26	28.41	73.4	4.88	3.1	SR4	23/9/2014 8:26	28.35	76.5	5.10	5.3	SR4	23/9/2014 14:26	28.77	77.5	5.14	4.5	SR4	23/9/2014 20:26	28.58	78.0	5.19	6.0
SR4	23/9/2014 2:31	28.42	74.4	4.95	2.8	SR4	23/9/2014 8:31	28.34	76.2	5.08	4.7	SR4	23/9/2014 14:31	28.78	76.4	5.07	4.0	SR4	23/9/2014 20:31	28.58	77.9	5.18	6.9
SR4	23/9/2014 2:36	28.42	74.7	4.97	3.6	SR4	23/9/2014 8:36	28.34	76.1	5.08	5.6	SR4	23/9/2014 14:36	28.67	76.3	5.07	4.5	SR4	23/9/2014 20:36	28.58	77.6	5.16	6.0
SR4	23/9/2014 2:41	28.42	74.4	4.95	4.0	SR4	23/9/2014 8:41	28.35	76.1	5.08	5.1	SR4	23/9/2014 14:41	28.68	77.7	5.16	5.4	SR4	23/9/2014 20:41	28.58	77.4	5.15	6.4
SR4	23/9/2014 2:46	28.42	74.1	4.93	4.2	SR4	23/9/2014 8:46	28.34	76.0	5.07	5.2	SR4	23/9/2014 14:46	28.77	77.3	5.13	3.6	SR4	23/9/2014 20:46	28.56	77.6	5.17	6.5
SR4	23/9/2014 2:51	28.42	74.9	4.98	3.6	SR4	23/9/2014 8:51	28.36	76.1	5.08	5.7	SR4	23/9/2014 14:51	28.66	76.3	5.07	4.3	SR4	23/9/2014 20:51	28.56	77.2	5.14	6.3
SR4	23/9/2014 2:56	28.42	74.3	4.94	3.1	SR4	23/9/2014 8:56	28.41	76.3	5.09	5.1	SR4	23/9/2014 14:56	28.64	76.8	5.10	5.1	SR4	23/9/2014 20:56	28.56	77.2	5.14	5.3
SR4	23/9/2014 3:01	28.42	75.6	5.03	4.6	SR4	23/9/2014 9:01	28.41	76.6	5.10	4.1	SR4	23/9/2014 15:01	28.68	77.6	5.16	4.5	SR4	23/9/2014 21:01	28.56	76.5	5.09	4.8
SR4	23/9/2014 3:06	28.41	76.4	5.08	4.3	SR4	23/9/2014 9:06	28.41	76.2	5.08	4.9	SR4	23/9/2014 15:06	28.72	77.7	5.16	5.4	SR4	23/9/2014 21:06	28.56	76.7	5.11	5.5
SR4	23/9/2014 3:11	28.42	75.0	4.99	4.4	SR4	23/9/2014 9:11	28.40	76.5	5.10	4.5	SR4	23/9/2014 15:11	28.73	78.3	5.20	6.1	SR4	23/9/2014 21:11	28.56	76.7	5.11	4.6
SR4	23/9/2014 3:16	28.41	76.5	5.09	4.0	SR4	23/9/2014 9:16	28.38	75.7	5.04	5.0	SR4	23/9/2014 15:16	28.72	77.5	5.14	4.1	SR4	23/9/2014 21:16	28.56	78.8	5.24	4.4
SR4	23/9/2014 3:21	28.41	76.2	5.07	4.3	SR4	23/9/2014 9:21	28.37	75.4	5.03	5.0	SR4	23/9/2014 15:21	28.74	76.9	5.10	4.0	SR4	23/9/2014 21:21	28.56	79.1	5.27	5.0
SR4	23/9/2014 3:26	28.41	76.0	5.05	4.2	SR4	23/9/2014 9:26	28.37	75.0	5.00	6.9	SR4	23/9/2014 15:26	28.74	78.2	5.19	4.2	SR4	23/9/2014 21:26	28.56	79.3	5.28	3.7
SR4	23/9/2014 3:31	28.41	76.7	5.10	5.6	SR4	23/9/2014 9:31	28.40	75.6	5.04	6.2	SR4	23/9/2014 15:31	28.72	78.3	5.20	4.9	SR4	23/9/2014 21:31	28.56	79.9	5.32	4.0
SR4	23/9/2014 3:36	28.41	75.7	5.04	4.4	SR4	23/9/2014 9:36	28.41	76.2	5.08	5.3	SR4	23/9/2014 15:36	28.73	77.4	5.13	4.8	SR4	23/9/2014 21:36	28.55	79.1	5.27	3.5
SR4	23/9/2014 3:41	28.41	77.0	5.12	4.8	SR4	23/9/2014 9:41	28.42	76.4	5.09	5.1	SR4	23/9/2014 15:41	28.74	78.9	5.24	4.6	SR4	23/9/2014 21:41	28.54	78.5	5.23	3.6
SR4	23/9/2014 3:46	28.41	77.0	5.12	4.0	SR4	23/9/2014 9:46	28.42	76.2	5.08	4.6	SR4	23/9/2014 15:46	28.71	78.4	5.21	4.6	SR4	23/9/2014 21:46	28.54	78.9	5.26	3.5
SR4	23/9/2014 3:51	28.40	76.7	5.10	4.0	SR4	23/9/2014 9:51	28.44	77.0	5.13	4.5	SR4	23/9/2014 15:51	28.71	77.9	5.17	4.8	SR4	23/9/2014 21:51	28.54	79.4	5.29	4.4
SR4	23/9/2014 3:56	28.40	76.3	5.08	4.2	SR4	23/9/2014 9:56	28.46	77.6	5.17	3.9	SR4	23/9/2014 15:56	28.72	78.2	5.19	5.8	SR4	23/9/2014 21:56	28.55	78.9	5.26	4.2
SR4	23/9/2014 4:01	28.39	77.4	5.15	3.7	SR4	23/9/2014 10:01	28.46	77.4	5.15	4.0	SR4	23/9/2014 16:01	28.75	77.6	5.15	3.6	SR4	23/9/2014 22:01	28.55	78.7	5.24	3.5
SR4	23/9/2014 4:06	28.38	77.0	5.12	3.8	SR4	23/9/2014 10:06	28.45	77.4	5.15	4.6	SR4	23/9/2014 16:06	28.75	78.0	5.18	3.6	SR4	23/9/2014 22:06	28.55	78.4	5.23	3.3
SR4	23/9/2014 4:11	28.37	77.0	5.13	4.2	SR4	23/9/2014 10:11	28.45	77.4	5.15	4.2	SR4	23/9/2014 16:11	28.76	77.9	5.16	4.4	SR4	23/9/2014 22:11	28.53	78.0	5.20	3.1
SR4	23/9/2014 4:16	28.37	77.1	5.14	4.0	SR4	23/9/2014 10:16	28.44	77.3	5.15	4.0	SR4	23/9/2014 16:16	28.80	79.3	5.26	3.5	SR4	23/9/2014 22:16	28.54	79.3	5.29	3.4
SR4	23/9/2014 4:21	28.37	76.0	5.06	3.5	SR4	23/9/2014 10:21	28.43	76.5	5.09	4.7	SR4	23/9/2014 16:21	28.72	77.4	5.14	3.8	SR4	23/9/2014 22:21	28.55	80.0	5.33	3.7
SR4	23/9/2014 4:26	28.38	76.8	5.12	3.6	SR4	23/9/2014 10:26	28.42	76.6	5.10	5.6	SR4	23/9/2014 16:26	28.73	74.9	4.98	3.6	SR4	23/9/2014 22:26	28.55	79.3	5.29	3.6
SR4	23/9/2014 4:31	28.38	76.3	5.09	3.8	SR4	23/9/2014 10:31	28.50	77.7	5.16	4.2	SR4	23/9/2014 16:31	28.80	78.1	5.19	3.3	SR4	23/9/2014 22:31	28.56	78.7	5.25	4.9
SR4	23/9/2014 4:36	28.38	76.5	5.10	3.6	SR4	23/9/2014 10:36	28.51	77.9	5.18	3.5	SR4	23/9/2014 16:36	28.81	78.9	5.24	3.8	SR4	23/9/2014 22:36	28.56	79.1	5.27	4.9
SR4	23/9/2014 4:41	28.37	75.9	5.06	3.5	SR4	23/9/2014 10:41	28.47	77.6	5.16	4.1	SR4	23/9/2014 16:41	28.77	79.6	5.29	3.9	SR4	23/9/2014 22:41	28.56	78.6	5.23	4.3
SR4	23/9/2014 4:46	28.37	76.0	5.07	3.7	SR4	23/9/2014 10:46	28.47	77.6	5.14	5.2	SR4	23/9/2014 16:46	28.76	79.9	5.31	3.5	SR4	23/9/2014 22:46	28.56	78.2	5.21	4.0
SR4	23/9/2014 4:51	28.37	75.5	5.03	4.1	SR4	23/9/2014 10:51	28.46	77.4	5.15	4.7	SR4	23/9/2014 16:51	28.77	78.3	5.20	3.3	SR4	23/9/2014 22:51	28.56	78.7	5.25	4.1
SR4	23/9/2014 4:56	28.37	75.5	5.03	3.3	SR4	23/9/2014 10:56	28.48	78.0	5.19	4.2	SR4	23/9/2014 16:56	28.76	78.8	5.22	3.4	SR4	23/9/2014 22:56	28.57	80.0	5.33	3.9
SR4	23/9/2014 5:01	28.36	76.3	5.08	3.7	SR4	23/9/2014 11:01	28.54	78.8	5.24	3.7	SR4	23/9/2014 17:01	28.77	78.9	5.24	3.3	SR4	23/9/2014 23:01	28.57	79.7	5.31	4.5
SR4	23/9/2014 5:06	28.37	75.3	5.02	4.0	SR4	23/9/2014 11:06	28.56	79.1	5.25	3.6	SR4	23/9/2014 17:06	28.77	79.8	5.30	4.0	SR4	23/9/2014 23:06	28.57	79.0	5.27	4.6
SR4	23/9/2014 5:11	28.37	75.9	5.06	4.8	SR4	23/9/2014 11:11	28.53	78.6	5.23	3.7	SR4	23/9/2014 17:11	28.77	81.7	5.44	3.2	SR4	23/9/2014 23:11	28.56	79.9	5.32	4.1
SR4	23/9/2014 5:16	28.36	76.5	5.10	4.5	SR4	23/9/2014 11:16	28.61	79.1	5.25	3.3	SR4	23/9/2014 17:16	28.78	84.5	5.62	4.2	SR4	23/9/2014 23:16	28.55	79.6	5.31	3.6
SR4	23/9/2014 5:21	28.36	76.7	5.11	3.8	SR4	23/9/2014 11:21	28.62	78.9	5.24	3.6	SR4	23/9/2014 17:21	28.77	83.1	5.53	3.8	SR4	23/9/2014 23:21	28.56	78.8	5.25	3.0
SR4	23/9/2014 5:26	28.36	76.6	5.10	3.8	SR4	23/9/2014 11:26	28.60	78.6	5.22	3.9	SR4	23/9/2014 17:26	28.75	81.7	5.44	5.3	SR4	23/9/2014 23:26	28.55	78.8	5.26	2.9
SR4	23/9/2014 5:31	28.36	77.5	5.16	3.9	SR4	23/9/2014 11:31	28.61	78.2	5.19	3.6	SR4	23/9/2014 17:31	28.77	83.6	5.57	5.8	SR4	23/9/2014 23:31	28.54	78.7	5.25	3.5
SR4	23/9/2014 5:36	28.36	77.7	5.18	4.1	SR4	23/9/2014 11:36	28.57	77.9	5.18	4.4	SR4	23/9/2014 17:36	28.77	83.4	5.55	4.6	SR4	23/9/2014 23:36	28.52	78.5	5.24	3.0
SR4	23/9/2014 5:41	28.35	77.5	5.17	4.0	SR4	23/9/2014 11:41	28.51	77.8	5.17	5.5	SR4	23/9/2014 17:41	28.75	83.1	5.53	5.7	SR4	23/9/2014 23:41	28.52	78.6	5.25	2.8
SR4	23/9/2014 5:46	28.35	77.3	5.15	4.4	SR4	23/9/2014 11:46	28.47	77.8	5.17	4.8	SR4	23/9/2014 17:46	28.72	82.7	5.51	7.0	SR4	23/9/2014 23:46	28.54	79.4	5.28	3.1
SR4	23/9/2014 5:51	28.34	77.0	5.13	3.8	SR4	23/9/2014 11:51	28.48	77.7	5.17	5.1	SR4	23/9/2014 17:51	28.69	81.8	5.45	6.7	SR4	23/9/2014 23:51	28.55	80.1	5.35	3.3
SR4	23/9/2014 5:56	28.34	77.3	5.16	4.4	SR4	23/9/2014 11:56	28.50	77.7	5.17	5.0	SR4	23/9/2014 17:56	28.63	80.7	5.36	8.7	SR4	23/9/2014 23:56	28.52	79.4	5.31	2.7

Station	Timestamp	Temp (° C)	DO (%)	DO (mg/L)	Tur (NTU)	Station	Timestamp	Temp (° C)	DO (%)	DO (mg/L)	Tur (NTU)	Station	Timestamp	Temp (° C)	DO (%)	DO (mg/L)	Tur (NTU)	Station	Timestamp	Temp (°C)	DO (%)	DO (mg/L)	Tur (NTU)
SR5	23/9/2014 0:00	28.45	80.0	**5.26**	3.3	SR5	23/9/2014 6:00	28.26	84.2	5.61	2.9	SR5	23/9/2014 12:00	28.74	92.4	6.08	2.3	SR5	23/9/2014 18:00	28.78	93.6	6.18	3.5
SR5	23/9/2014 0:05	28.46	80.3	**5.28**	3.4	SR5	23/9/2014 6:05	28.27	85.7	5.71	2.8	SR5	23/9/2014 12:05	28.71	91.3	6.01	2.0	SR5	23/9/2014 18:05	28.79	92.8	6.12	4.2
SR5	23/9/2014 0:10	28.46	80.6	**5.30**	3.4	SR5	23/9/2014 6:10	28.22	85.4	5.69	2.1	SR5	23/9/2014 12:10	28.66	89.8	5.91	3.1	SR5	23/9/2014 18:10	28.79	92.1	6.07	3.6
SR5	23/9/2014 0:15	28.46	80.8	**5.32**	3.2	SR5	23/9/2014 6:15	28.30	84.6	5.63	3.0	SR5	23/9/2014 12:15	28.64	90.2	5.93	2.9	SR5	23/9/2014 18:15	28.73	91.2	6.02	4.2
SR5	23/9/2014 0:20	28.42	82.2	5.42	2.8	SR5	23/9/2014 6:20	28.30	84.1	5.59	2.4	SR5	23/9/2014 12:20	28.67	90.1	5.93	2.8	SR5	23/9/2014 18:20	28.75	90.8	5.99	4.1
SR5	23/9/2014 0:25	28.44	81.8	5.39	3.3	SR5	23/9/2014 6:25	28.37	82.4	5.46	4.1	SR5	23/9/2014 12:25	28.74	89.6	5.89	2.2	SR5	23/9/2014 18:25	28.72	89.4	5.89	5.0
SR5	23/9/2014 0:30	28.39	82.8	5.46	2.6	SR5	23/9/2014 6:30	28.36	83.3	5.53	3.2	SR5	23/9/2014 12:30	28.87	89.8	5.89	2.1	SR5	23/9/2014 18:30	28.74	89.9	5.93	4.2
SR5	23/9/2014 0:35	28.39	83.3	5.50	2.3	SR5	23/9/2014 6:35	28.37	82.2	5.45	3.5	SR5	23/9/2014 12:35	28.90	92.5	6.07	2.2	SR5	23/9/2014 18:35	28.74	89.6	5.91	4.1
SR5	23/9/2014 0:40	28.38	83.7	5.52	2.5	SR5	23/9/2014 6:40	28.38	80.7	**5.34**	3.8	SR5	23/9/2014 12:40	28.87	92.4	6.07	2.4	SR5	23/9/2014 18:40	28.74	89.7	5.92	3.9
SR5	23/9/2014 0:45	28.35	83.8	5.53	2.5	SR5	23/9/2014 6:45	28.38	80.0	**5.29**	4.0	SR5	23/9/2014 12:45	28.88	92.5	6.08	2.6	SR5	23/9/2014 18:45	28.72	89.3	5.89	4.6
SR5	23/9/2014 0:50	28.38	83.2	5.49	2.7	SR5	23/9/2014 6:50	28.38	80.0	**5.29**	4.2	SR5	23/9/2014 12:50	28.90	94.3	6.19	2.4	SR5	23/9/2014 18:50	28.68	87.4	5.76	5.6
SR5	23/9/2014 0:55	28.38	84.1	5.56	2.4	SR5	23/9/2014 6:55	28.38	79.6	**5.26**	4.2	SR5	23/9/2014 12:55	28.86	96.4	6.34	2.7	SR5	23/9/2014 18:55	28.68	87.0	5.74	5.6
SR5	23/9/2014 1:00	28.38	83.4	5.50	2.6	SR5	23/9/2014 7:00	28.38	78.7	**5.20**	4.6	SR5	23/9/2014 13:00	28.78	95.2	6.27	3.0	SR5	23/9/2014 19:00	28.68	86.2	5.68	5.5
SR5	23/9/2014 1:05	28.39	83.8	5.53	2.7	SR5	23/9/2014 7:05	28.38	78.6	**5.19**	4.6	SR5	23/9/2014 13:05	28.78	94.6	6.22	2.5	SR5	23/9/2014 19:05	28.66	85.3	5.61	6.0
SR5	23/9/2014 1:10	28.35	84.4	5.58	2.8	SR5	23/9/2014 7:10	28.37	78.0	**5.16**	4.3	SR5	23/9/2014 13:10	28.73	93.0	6.12	2.9	SR5	23/9/2014 19:10	28.65	83.9	5.52	5.4
SR5	23/9/2014 1:15	28.35	84.6	5.59	2.8	SR5	23/9/2014 7:15	28.37	77.9	**5.15**	4.0	SR5	23/9/2014 13:15	28.80	91.6	6.03	2.9	SR5	23/9/2014 19:15	28.65	84.0	5.53	5.7
SR5	23/9/2014 1:20	28.35	84.3	5.57	2.6	SR5	23/9/2014 7:20	28.38	78.0	**5.15**	4.5	SR5	23/9/2014 13:20	28.88	94.8	6.23	2.6	SR5	23/9/2014 19:20	28.65	83.6	5.50	4.9
SR5	23/9/2014 1:25	28.35	84.5	5.58	2.6	SR5	23/9/2014 7:25	28.38	77.6	**5.13**	3.9	SR5						SR5	23/9/2014 19:25	28.65	83.2	5.47	4.7
SR5	23/9/2014 1:30	28.38	83.9	5.54	3.1	SR5	23/9/2014 7:30	28.38	77.2	**5.09**	5.3	SR5						SR5	23/9/2014 19:30	28.64	82.8	5.45	5.6
SR5	23/9/2014 1:35	28.37	84.5	5.58	2.7	SR5	23/9/2014 7:35	28.39	77.4	**5.11**	4.1	SR5						SR5	23/9/2014 19:35	28.62	82.7	5.44	6.6
SR5	23/9/2014 1:40	28.41	83.5	5.51	2.5	SR5	23/9/2014 7:40	28.38	77.3	**5.10**	4.6	SR5	23/9/2014 13:40	28.98	100.0	6.54	3.5	SR5	23/9/2014 19:40	28.64	82.3	5.42	5.0
SR5	23/9/2014 1:45	28.43	84.4	5.57	3.0	SR5	23/9/2014 7:45	28.38	77.5	**5.11**	4.2	SR5	23/9/2014 13:45	28.84	97.7	6.40	3.6	SR5	23/9/2014 19:45	28.62	82.6	5.43	5.9
SR5	23/9/2014 1:50	28.41	83.3	5.50	2.5	SR5	23/9/2014 7:50	28.38	75.7	**5.00**	4.8	SR5	23/9/2014 13:50	29.05	105.8	6.93	2.4	SR5	23/9/2014 19:50	28.62	82.2	5.41	5.0
SR5	23/9/2014 1:55	28.42	83.7	5.53	2.7	SR5	23/9/2014 7:55	28.38	75.8	**5.00**	5.3	SR5	23/9/2014 13:55	28.94	104.0	6.82	3.6	SR5	23/9/2014 19:55	28.61	81.8	**5.38**	6.1
SR5	23/9/2014 2:00	28.43	84.9	5.62	2.7	SR5	23/9/2014 8:00	28.38	75.6	**4.99**	4.9	SR5	23/9/2014 14:00	28.99	104.8	6.87	2.8	SR5	23/9/2014 20:00	28.61	81.4	**5.35**	5.9
SR5	23/9/2014 2:05	28.43	84.4	5.57	2.5	SR5	23/9/2014 8:05	28.38	75.7	**5.00**	4.4	SR5	23/9/2014 14:05	28.88	102.9	6.76	3.0	SR5	23/9/2014 20:05	28.58	80.8	**5.31**	7.8
SR5	23/9/2014 2:10	28.42	84.5	5.58	3.1	SR5	23/9/2014 8:10	28.38	76.4	**5.04**	5.1	SR5	23/9/2014 14:10	28.91	102.9	6.75	3.3	SR5	23/9/2014 20:10	28.59	80.3	**5.27**	6.2
SR5	23/9/2014 2:15	28.40	85.5	5.65	2.6	SR5	23/9/2014 8:15	28.38	75.5	**4.98**	4.7	SR5	23/9/2014 14:15	28.96	102.5	6.73	3.6	SR5	23/9/2014 20:15	28.59	80.3	**5.27**	7.3
SR5	23/9/2014 2:20	28.41	85.4	5.65	2.3	SR5	23/9/2014 8:20	28.39	74.9	**4.93**	6.1	SR5	23/9/2014 14:20	28.97	103.0	6.76	3.6	SR5	23/9/2014 20:20	28.59	79.8	**5.24**	7.1
SR5	23/9/2014 2:25	28.38	85.7	5.67	2.4	SR5	23/9/2014 8:25	28.40	76.0	**5.01**	4.4	SR5	23/9/2014 14:25	28.99	103.3	6.78	3.4	SR5	23/9/2014 20:25	28.59	79.1	**5.20**	6.2
SR5	23/9/2014 2:30	28.38	86.1	5.70	3.4	SR5	23/9/2014 8:30	28.40	75.1	**4.95**	6.0	SR5	23/9/2014 14:30	29.03	103.8	6.81	3.5	SR5	23/9/2014 20:30	28.58	79.9	**5.25**	6.7
SR5	23/9/2014 2:35	28.36	86.2	5.71	2.7	SR5	23/9/2014 8:35	28.40	74.8	**4.92**	5.3	SR5	23/9/2014 14:35	29.01	103.1	6.77	4.1	SR5	23/9/2014 20:35	28.57	79.4	**5.22**	6.2
SR5	23/9/2014 2:40	28.37	85.7	5.67	2.7	SR5	23/9/2014 8:40	28.40	74.3	**4.89**	6.5	SR5	23/9/2014 14:40	28.95	102.1	6.71	4.0	SR5	23/9/2014 20:40	28.56	78.8	**5.18**	7.1
SR5	23/9/2014 2:45	28.36	85.4	5.65	2.5	SR5	23/9/2014 8:45	28.41	74.4	**4.89**	5.5	SR5	23/9/2014 14:45	29.01	101.6	6.67	3.6	SR5	23/9/2014 20:45	28.57	78.6	**5.16**	6.4
SR5	23/9/2014 2:50	28.36	85.7	5.67	3.0	SR5	23/9/2014 8:50	28.41	74.3	**4.89**	5.4	SR5	23/9/2014 14:50	29.01	103.4	6.80	3.7	SR5	23/9/2014 20:50	28.57	78.5	**5.16**	7.1
SR5	23/9/2014 2:55	28.35	85.7	5.67	2.4	SR5	23/9/2014 8:55	28.41	74.4	**4.90**	5.6	SR5	23/9/2014 14:55	28.95	102.0	6.71	3.7	SR5	23/9/2014 20:55	28.57	78.3	**5.14**	5.9
SR5	23/9/2014 3:00	28.34	85.8	5.68	2.3	SR5	23/9/2014 9:00	28.41	74.9	**4.93**	5.2	SR5	23/9/2014 15:00	28.97	102.6	6.75	3.2	SR5	23/9/2014 21:00	28.56	78.2	**5.14**	6.3
SR5	23/9/2014 3:05	28.29	87.5	5.81	3.0	SR5	23/9/2014 9:05	28.41	74.9	**4.93**	4.8	SR5	23/9/2014 15:05	28.96	101.8	6.70	3.5	SR5	23/9/2014 21:05	28.56	78.2	**5.13**	6.3
SR5	23/9/2014 3:10	28.32	88.4	5.87	3.1	SR5	23/9/2014 9:10	28.41	74.7	**4.92**	5.0	SR5	23/9/2014 15:10	28.97	101.6	6.69	3.5	SR5	23/9/2014 21:10	28.56	78.7	**5.16**	6.4
SR5	23/9/2014 3:15	28.32	88.5	5.88	3.2	SR5	23/9/2014 9:15	28.41	74.0	**4.87**	5.8	SR5	23/9/2014 15:15	28.97	101.4	6.68	3.3	SR5	23/9/2014 21:15	28.56	78.2	**5.13**	6.2
SR5	23/9/2014 3:20	28.31	90.0	5.98	2.7	SR5	23/9/2014 9:20	28.41	72.9	**4.79**	5.4	SR5	23/9/2014 15:20	28.96	101.1	6.66	3.5	SR5	23/9/2014 21:20	28.56	78.4	**5.14**	6.2
SR5	23/9/2014 3:25	28.31	90.4	6.02	2.7	SR5	23/9/2014 9:25	28.42	73.1	**4.81**	5.3	SR5	23/9/2014 15:25	28.95	100.2	6.60	3.9	SR5	23/9/2014 21:25	28.56	78.4	**5.15**	6.4
SR5	23/9/2014 3:30	28.30	89.8	5.98	2.7	SR5	23/9/2014 9:30	28.44	75.0	**4.93**	5.2	SR5	23/9/2014 15:30	28.90	99.8	6.58	3.8	SR5	23/9/2014 21:30	28.56	78.1	**5.12**	6.5
SR5	23/9/2014 3:35	28.30	90.6	6.03	2.8	SR5	23/9/2014 9:35	28.46	75.1	**4.94**	6.4	SR5	23/9/2014 15:35	28.88	98.8	6.51	4.6	SR5	23/9/2014 21:35	28.56	78.2	**5.14**	7.2
SR5	23/9/2014 3:40	28.32	89.8	5.97	2.9	SR5	23/9/2014 9:40	28.43	75.2	**4.94**	5.8	SR5	23/9/2014 15:40	28.88	98.6	6.51	4.4	SR5	23/9/2014 21:40	28.56	77.7	**5.10**	6.8
SR5	23/9/2014 3:45	28.31	89.6	5.96	2.9	SR5	23/9/2014 9:45	28.42	74.5	**4.90**	6.1	SR5	23/9/2014 15:45	28.91	99.0	6.53	4.5	SR5	23/9/2014 21:45	28.56	78.1	**5.13**	**8.1**
SR5	23/9/2014 3:50	28.31	88.9	5.91	2.6	SR5	23/9/2014 9:50	28.41	74.3	**4.89**	5.9	SR5	23/9/2014 15:50	28.95	98.4	6.48	3.4	SR5	23/9/2014 21:50	28.55	79.3	**5.20**	7.0
SR5	23/9/2014 3:55	28.31	89.0	5.92	3.0	SR5	23/9/2014 9:55	28.41	74.8	**4.91**	5.6	SR5	23/9/2014 15:55	28.90	98.1	6.47	4.1	SR5	23/9/2014 21:55	28.55	78.8	**5.17**	7.0
SR5	23/9/2014 4:00	28.31	88.8	5.90	2.5	SR5	23/9/2014 10:00	28.49	76.4	**5.02**	4.2	SR5	23/9/2014 16:00	28.91	98.1	6.47	3.7	SR5	23/9/2014 22:00	28.55	78.5	**5.15**	7.7
SR5	23/9/2014 4:05	28.32	88.1	5.85	2.5	SR5	23/9/2014 10:05	28.46	78.8	**5.18**	4.8	SR5	23/9/2014 16:05	28.90	98.1	6.46	4.4	SR5	23/9/2014 22:05	28.55	78.4	**5.14**	6.7
SR5	23/9/2014 4:10	28.32	88.2	5.86	3.5	SR5	23/9/2014 10:10	28.48	79.6	**5.24**	4.7	SR5	23/9/2014 16:10	28.93	99.3	6.55	4.4	SR5	23/9/2014 22:10	28.55	77.8	**5.10**	6.6
SR5	23/9/2014 4:15	28.31	88.2	5.86	2.7	SR5	23/9/2014 10:15	28.49	80.9	**5.32**	4.3	SR5	23/9/2014 16:15	28.97	100.9	6.65	4.4	SR5	23/9/2014 22:15	28.55	78.0	**5.11**	5.9
SR5	23/9/2014 4:20	28.28	89.3	5.95	2.4	SR5	23/9/2014 10:20	28.47	79.9	**5.25**	4.6	SR5	23/9/2014 16:20	28.93	97.8	6.44	3.8	SR5	23/9/2014 22:20	28.55	76.9	**5.04**	5.4
SR5	23/9/2014 4:25	28.32	88.3	5.87	2.6	SR5	23/9/2014 10:25	28.54	81.4	**5.35**	4.1	SR5	23/9/2014 16:25	28.94	98.2	6.47	3.8	SR5	23/9/2014 22:25	28.55	77.4	**5.07**	6.3
SR5	23/9/2014 4:30	28.30	86.1	5.72	2.2	SR5	23/9/2014 10:30	28.48	80.4	**5.29**	4.8	SR5	23/9/2014 16:30	28.92	96.8	6.38	4.4	SR5	23/9/2014 22:30	28.52	75.9	**4.99**	4.0
SR5	23/9/2014 4:35	28.27	88.1	5.86	2.4	SR5	23/9/2014 10:35	28.45	79.1	**5.21**	4.6	SR5	23/9/2014 16:35	28.92	97.3	6.42	3.9	SR5	23/9/2014 22:35	28.56	81.2	**5.33**	6.0
SR5	23/9/2014 4:40	28.31	89.6	5.96	2.7	SR5	23/9/2014 10:40	28.47	78.7	**5.18**	5.1	SR5	23/9/2014 16:40	28.90	96.5	6.36	3.7	SR5	23/9/2014 22:40	28.56	81.4	**5.35**	6.2
SR5	23/9/2014 4:45	28.30	88.4	5.88	2.4	SR5	23/9/2014 10:45	28.49	79.4	**5.23**	4.8	SR5	23/9/2014 16:45	28.87	96.9	6.39	4.1	SR5	23/9/2014 22:45	28.56	80.8	**5.30**	6.7
SR5	23/9/2014 4:50	28.29	90.3	6.01	2.1	SR5	23/9/2014 10:50	28.49	78.8	**5.18**	4.8	SR5	23/9/2014 16:50	28.90	96.7	6.37	3.9	SR5	23/9/2014 22:50	28.55	81.0	**5.32**	6.5
SR5	23/9/2014 4:55	28.31	90.0	5.99	2.2	SR5	23/9/2014 10:55	28.50	79.3	**5.22**	5.1	SR5	23/9/2014 16:55	28.90	96.6	6.37	4.0	SR5	23/9/2014 22:55	28.56	81.2	**5.33**	7.2
SR5	23/9/2014 5:00	28.28	89.7	5.97	2.5	SR5	23/9/2014 11:00	28.50	79.9	**5.26**	5.1	SR5	23/9/2014 17:00	28.91	96.9	6.38	4.3	SR5	23/9/2014 23:00	28.55	81.3	**5.34**	7.4
SR5	23/9/2014 5:05	28.26	90.8	6.04	2.4	SR5	23/9/2014 11:05	28.54	80.3	**5.28**	4.8	SR5	23/9/2014 17:05	28.94	97.0	6.39	3.9	SR5	23/9/2014 23:05	28.55	81.4	**5.35**	7.0
SR5	23/9/2014 5:10	28.27	90.6	6.03	2.4	SR5	23/9/2014 11:10	28.48	79.6	**5.24**	5.3	SR5	23/9/2014 17:10	28.95	96.9	6.39	3.2	SR5	23/9/2014 23:10	28.55	81.6	**5.36**	6.8
SR5	23/9/2014 5:15	28.28	90.4	6.02	2.7	SR5	23/9/2014 11:15	28.52	80.3	**5.28**	4.8	SR5	23/9/2014 17:15	28.90	98.4	6.49	3.5	SR5	23/9/2014 23:15	28.56	82.3	5.40	6.2
SR5	23/9/2014 5:20	28.28	90.3	6.01	2.6	SR5	23/9/2014 11:20	28.59	82.0	5.39	3.3	SR5	23/9/2014 17:20	28.94	98.4	6.49	3.2	SR5	23/9/2014 23:20	28.56	82.2	5.40	5.8
SR5	23/9/2014 5:25	28.29	89.6	5.96	2.5	SR5	23/9/2014 11:25	28.52	81.6	**5.37**	3.7	SR5	23/9/2014 17:25	28.89	98.5	6.49	3.2	SR5	23/9/2014 23:25	28.58	83.0	5.46	4.6
SR5	23/9/2014 5:30	28.25	89.7	5.97	2.0	SR5	23/9/2014 11:30	28.56	81.7	**5.38**	3.2	SR5	23/9/2014 17:30	28.93	96.9	6.39	3.1	SR5	23/9/2014 23:30	28.59	83.2	5.47	4.6
SR5	23/9/2014 5:35	28.28	88.8	5.90	2.3	SR5	23/9/2014 11:35	28.55	82.7	5.45	3.4	SR5	23/9/2014 17:35	28.89	96.2	6.34	4.0	SR5	23/9/2014 23:35	28.59	83.1	5.46	5.4
SR5	23/9/2014 5:40	28.27	85.7	5.71	2.2	SR5	23/9/2014 11:40	28.57	82.3	5.42	3.2	SR5	23/9/2014 17:40	28.89	96.4	6.36	3.8	SR5	23/9/2014 23:40	28.59	83.0	5.45	5.2
SR5	23/9/2014 5:45	28.27	84.6	5.63	2.8	SR5	23/9/2014 11:45	28.55	82.9	5.45	3.8	SR5	23/9/2014 17:45	28.83	94.9	6.26	4.1	SR5	23/9/2014 23:45	28.59	83.3	5.48	4.7
SR5	23/9/2014 5:50	28.30	85.5	5.68	3.3	SR5	23/9/2014 11:50	28.70	88.7	5.84	2.5	SR5	23/9/2014 17:50	28.75	93.2	6.15	4.5	SR5	23/9/2014 23:50	28.59	83.1	5.47	4.9
SR5	23/9/2014 5:55	28.28	84.2	5.59	2.8	SR5	23/9/2014 11:55	28.63	86.6	5.70	3.0	SR5	23/9/2014 17:55	28.78	93.9	6.20	4.3	SR5	23/9/2014 23:55	28.59	82.7	5.44	4.4

Station	Timestamp	Temp (° C)	DO (%)	DO (mg/L)	Tur (NTU)	Station	Timestamp	Temp (° C)	DO (%)	DO (mg/L)	Tur (NTU)	Station	Timestamp	Temp (° C)	DO (%)	DO (mg/L)	Tur (NTU)	Station	Timestamp	Temp (°C)	DO (%)	DO (mg/L)	Tur (NTU)
SR9	23/9/2014 0:00	28.64	100.4	7.13	2.5	SR9	23/9/2014 6:00	28.29	88.9	6.39	2.4	SR9						SR9	23/9/2014 18:00	29.03	120.3	8.52	3.5
SR9	23/9/2014 0:05	28.64	101.1	7.19	2.3	SR9	23/9/2014 6:05	28.23	88.9	6.40	2.1	SR9						SR9	23/9/2014 18:05	29.04	123.0	8.71	3.4
SR9	23/9/2014 0:10	28.63	100.5	7.14	2.3	SR9	23/9/2014 6:10	28.19	89.3	6.43	2.1	SR9						SR9	23/9/2014 18:10	29.02	120.9	8.56	3.8
SR9	23/9/2014 0:15	28.62	99.9	7.09	2.1	SR9	23/9/2014 6:15	28.23	88.0	6.34	2.2	SR9						SR9	23/9/2014 18:15	29.03	121.8	8.61	3.8
SR9	23/9/2014 0:20	28.66	100.8	7.16	2.3	SR9	23/9/2014 6:20	28.24	86.6	6.24	1.9	SR9	23/9/2014 12:20	28.72	116.4	8.33	1.8	SR9	23/9/2014 18:20	28.98	120.5	8.51	3.6
SR9	23/9/2014 0:25	28.66	101.4	7.20	2.3	SR9	23/9/2014 6:25	28.25	86.6	6.23	1.9	SR9	23/9/2014 12:25	28.61	117.7	8.44	1.9	SR9	23/9/2014 18:25	28.92	119.2	8.42	3.5
SR9	23/9/2014 0:30	28.64	100.5	7.14	2.1	SR9	23/9/2014 6:30	28.29	85.6	6.17	2.1	SR9	23/9/2014 12:30	28.61	118.3	8.49	1.7	SR9	23/9/2014 18:30	28.92	120.3	8.49	4.4
SR9	23/9/2014 0:35	28.61	103.3	7.32	2.3	SR9	23/9/2014 6:35	28.30	85.4	6.15	2.2	SR9	23/9/2014 12:35	28.66	119.3	8.54	1.8	SR9	23/9/2014 18:35	28.90	119.6	8.44	3.7
SR9	23/9/2014 0:40	28.57	101.8	7.21	2.7	SR9	23/9/2014 6:40	28.28	85.7	6.18	2.3	SR9	23/9/2014 12:40	28.62	119.9	8.59	1.8	SR9	23/9/2014 18:40	28.90	117.6	8.29	3.4
SR9	23/9/2014 0:45	28.52	102.1	7.25	2.2	SR9	23/9/2014 6:45	28.26	85.0	6.13	2.0	SR9	23/9/2014 12:45	28.73	121.5	8.70	1.8	SR9	23/9/2014 18:45	28.92	117.3	8.27	3.6
SR9	23/9/2014 0:50	28.51	100.8	7.16	2.1	SR9	23/9/2014 6:50	28.20	86.0	6.21	1.8	SR9	23/9/2014 12:50	28.80	122.5	8.77	2.0	SR9	23/9/2014 18:50	28.93	116.9	8.23	3.6
SR9	23/9/2014 0:55	28.53	99.3	7.06	2.1	SR9	23/9/2014 6:55	28.18	86.2	6.23	2.2	SR9	23/9/2014 12:55	28.68	122.8	8.81	1.9	SR9	23/9/2014 18:55	28.93	115.3	8.12	3.7
SR9	23/9/2014 1:00	28.52	97.6	6.93	2.3	SR9	23/9/2014 7:00	28.19	84.7	6.12	3.0	SR9	23/9/2014 13:00	28.90	122.6	8.76	1.7	SR9	23/9/2014 19:00	28.94	116.2	8.18	3.8
SR9	23/9/2014 1:05	28.53	96.9	6.90	2.0	SR9	23/9/2014 7:05	28.18	85.9	6.21	2.8	SR9	23/9/2014 13:05	28.73	125.2	8.97	1.8	SR9	23/9/2014 19:05	28.93	115.9	8.15	3.9
SR9	23/9/2014 1:10	28.54	96.3	6.86	2.4	SR9	23/9/2014 7:10	28.13	87.8	6.34	1.6	SR9	23/9/2014 13:10	28.79	126.0	9.02	1.7	SR9	23/9/2014 19:10	28.92	115.4	8.11	3.5
SR9	23/9/2014 1:15	28.57	95.4	6.78	2.2	SR9	23/9/2014 7:15	28.15	87.2	6.29	1.8	SR9	23/9/2014 13:15	28.92	126.2	9.01	2.1	SR9	23/9/2014 19:15	28.88	108.3	7.61	3.8
SR9	23/9/2014 1:20	28.54	95.7	6.82	2.2	SR9	23/9/2014 7:20	28.14	87.4	6.31	1.9	SR9	23/9/2014 13:20	28.85	128.1	9.17	1.9	SR9	23/9/2014 19:20	28.92	112.3	7.85	3.5
SR9	23/9/2014 1:25	28.54	95.3	6.81	2.5	SR9	23/9/2014 7:25	28.11	87.4	6.34	1.8	SR9	23/9/2014 13:25	28.83	128.6	9.20	1.7	SR9	23/9/2014 19:25	28.92	112.9	7.90	3.7
SR9	23/9/2014 1:30	28.55	92.9	6.64	2.4	SR9	23/9/2014 7:30	28.14	87.3	6.31	3.0	SR9	23/9/2014 13:30	28.78	129.2	9.25	1.8	SR9	23/9/2014 19:30	28.94	118.1	8.24	3.4
SR9	23/9/2014 1:35	28.56	91.9	6.55	2.4	SR9	23/9/2014 7:35	28.13	87.0	6.30	1.6	SR9	23/9/2014 13:35	28.76	129.4	9.27	2.0	SR9	23/9/2014 19:35	28.93	121.0	8.40	3.1
SR9	23/9/2014 1:40	28.55	90.7	6.47	2.1	SR9	23/9/2014 7:40	28.13	87.5	6.33	4.7	SR9	23/9/2014 13:40	28.69	128.9	9.22	1.9	SR9	23/9/2014 19:40	28.89	120.9	8.38	3.6
SR9	23/9/2014 1:45	28.56	90.3	6.43	2.3	SR9	23/9/2014 7:45	28.12	88.2	6.39	1.9	SR9	23/9/2014 13:45	28.66	129.2	9.25	2.0	SR9	23/9/2014 19:45	28.92	120.3	8.32	3.1
SR9	23/9/2014 1:50	28.55	89.6	6.38	2.3	SR9	23/9/2014 7:50	28.15	88.0	6.36	2.2	SR9	23/9/2014 13:50	28.71	130.7	9.35	1.9	SR9	23/9/2014 19:50	28.90	121.1	8.36	3.3
SR9	23/9/2014 1:55	28.55	90.8	6.46	2.5	SR9	23/9/2014 7:55	28.11	88.6	6.41	1.8	SR9	23/9/2014 13:55	28.72	130.9	9.38	1.9	SR9	23/9/2014 19:55	28.92	118.0	8.16	3.6
SR9	23/9/2014 2:00	28.55	90.5	6.45	2.5	SR9	23/9/2014 8:00	28.14	88.6	6.41	1.7	SR9	23/9/2014 14:00	28.76	132.8	9.52	1.9	SR9	23/9/2014 20:00	28.91	116.4	7.99	3.9
SR9	23/9/2014 2:05	28.53	89.9	6.41	2.3	SR9	23/9/2014 8:05	28.14	89.3	6.47	1.8	SR9	23/9/2014 14:05	28.77	132.7	9.51	2.1	SR9	23/9/2014 20:05	28.90	117.9	8.05	3.3
SR9	23/9/2014 2:10	28.54	90.6	6.45	2.3	SR9	23/9/2014 8:10	28.14	88.9	6.43	1.9	SR9	23/9/2014 14:10	28.76	131.7	9.43	2.0	SR9	23/9/2014 20:10	28.89	113.6	7.78	3.7
SR9	23/9/2014 2:15	28.54	88.8	6.33	2.1	SR9	23/9/2014 8:15	28.17	88.8	6.44	2.6	SR9	23/9/2014 14:15	28.78	131.1	9.38	2.6	SR9	23/9/2014 20:15	28.90	113.6	7.83	3.6
SR9	23/9/2014 2:20	28.55	85.6	6.10	2.8	SR9	23/9/2014 8:20	28.18	88.9	6.44	2.2	SR9	23/9/2014 14:20	28.76	133.0	9.51	1.8	SR9	23/9/2014 20:20	28.91	111.9	7.69	3.8
SR9	23/9/2014 2:25	28.54	89.7	6.38	2.4	SR9	23/9/2014 8:25	28.16	89.8	6.50	1.8	SR9	23/9/2014 14:25	28.71	132.2	9.47	1.8	SR9	23/9/2014 20:25	28.90	109.7	7.53	3.8
SR9	23/9/2014 2:30	28.54	90.2	6.44	2.0	SR9	23/9/2014 8:30	28.17	90.8	6.57	1.9	SR9	23/9/2014 14:30	28.66	130.0	9.31	2.2	SR9	23/9/2014 20:30	28.89	108.7	7.46	3.8
SR9	23/9/2014 2:35	28.52	91.5	6.52	2.3	SR9	23/9/2014 8:35	28.17	91.6	6.63	1.9	SR9	23/9/2014 14:35	28.71	133.7	9.57	2.2	SR9	23/9/2014 20:35	28.85	103.7	7.13	4.5
SR9	23/9/2014 2:40	28.50	92.6	6.60	2.3	SR9	23/9/2014 8:40	28.17	91.5	6.61	2.1	SR9	23/9/2014 14:40	28.72	137.2	9.82	2.0	SR9	23/9/2014 20:40	28.80	102.1	7.00	**4.8**
SR9	23/9/2014 2:45	28.44	93.7	6.67	2.5	SR9	23/9/2014 8:45	28.19	91.5	6.61	1.9	SR9	23/9/2014 14:45	28.74	137.0	9.80	2.1	SR9	23/9/2014 20:45	28.84	102.4	7.09	4.4
SR9	23/9/2014 2:50	28.40	94.5	6.75	2.0	SR9	23/9/2014 8:50	28.19	91.8	6.62	1.9	SR9	23/9/2014 14:50	28.77	139.3	9.96	2.3	SR9	23/9/2014 20:50	28.84	101.0	6.93	4.2
SR9	23/9/2014 2:55	28.40	95.3	6.82	2.0	SR9	23/9/2014 8:55	28.24	91.1	6.57	2.4	SR9	23/9/2014 14:55	28.72	138.9	9.95	2.1	SR9	23/9/2014 20:55	28.85	103.5	7.15	4.1
SR9	23/9/2014 3:00	28.48	91.9	6.56	2.1	SR9	23/9/2014 9:00	28.24	91.4	6.60	2.2	SR9	23/9/2014 15:00	28.63	133.7	9.58	2.1	SR9	23/9/2014 21:00	28.81	101.1	6.79	4.0
SR9	23/9/2014 3:05	28.45	93.6	6.69	2.0	SR9	23/9/2014 9:05	28.20	92.8	6.69	1.9	SR9	23/9/2014 15:05	28.65	133.0	9.52	1.9	SR9	23/9/2014 21:05	28.72	101.3	6.80	3.7
SR9	23/9/2014 3:10	28.43	93.2	6.66	2.3	SR9	23/9/2014 9:10	28.20	93.6	6.74	1.9	SR9	23/9/2014 15:10	28.80	134.1	9.56	2.0	SR9	23/9/2014 21:10	28.72	104.7	6.99	3.7
SR9	23/9/2014 3:15	28.40	95.4	6.81	2.3	SR9	23/9/2014 9:15	28.19	94.0	6.78	1.9	SR9	23/9/2014 15:15	28.80	142.9	10.20	2.2	SR9	23/9/2014 21:15	28.72	104.5	6.98	3.4
SR9	23/9/2014 3:20	28.45	98.0	6.99	2.1	SR9	23/9/2014 9:20	28.20	94.9	6.85	1.9	SR9	23/9/2014 15:20	28.84	133.5	9.51	2.3	SR9	23/9/2014 21:20	28.63	107.0	7.25	2.9
SR9	23/9/2014 3:25	28.33	97.3	6.95	1.9	SR9	23/9/2014 9:25	28.20	95.3	6.87	1.9	SR9	23/9/2014 15:25	28.87	134.3	9.57	2.6	SR9	23/9/2014 21:25	28.80	102.9	6.93	3.9
SR9	23/9/2014 3:30	28.30	97.4	6.97	1.9	SR9	23/9/2014 9:30	28.21	95.7	6.90	1.9	SR9	23/9/2014 15:30	28.88	136.1	9.69	2.5	SR9	23/9/2014 21:30	28.57	105.3	7.12	3.0
SR9	23/9/2014 3:35	28.37	98.1	7.02	1.8	SR9	23/9/2014 9:35	28.23	96.3	6.94	1.8	SR9	23/9/2014 15:35	28.93	138.0	9.82	2.8	SR9	23/9/2014 21:35	28.58	103.9	7.01	2.9
SR9	23/9/2014 3:40	28.38	99.8	7.14	2.0	SR9	23/9/2014 9:40	28.23	96.4	6.96	1.9	SR9	23/9/2014 15:40	28.94	140.1	9.97	2.9	SR9	23/9/2014 21:40	28.60	104.2	6.99	3.2
SR9	23/9/2014 3:45	28.37	99.8	7.13	1.8	SR9	23/9/2014 9:45	28.27	97.3	7.01	2.0	SR9	23/9/2014 15:45	28.86	138.1	9.84	2.7	SR9	23/9/2014 21:45	28.55	105.4	7.06	3.1
SR9	23/9/2014 3:50	28.37	99.2	7.09	2.0	SR9	23/9/2014 9:50	28.31	97.8	7.05	2.6	SR9	23/9/2014 15:50	28.80	140.5	10.02	2.7	SR9	23/9/2014 21:50	28.61	109.2	7.38	2.7
SR9	23/9/2014 3:55	28.45	95.6	6.83	2.4	SR9	23/9/2014 9:55	28.28	98.2	7.08	1.9	SR9	23/9/2014 15:55	28.80	144.7	10.32	2.3	SR9	23/9/2014 21:55	28.68	116.1	7.80	2.8
SR9	23/9/2014 4:00	28.47	92.6	6.60	2.3	SR9	23/9/2014 10:00	28.30	98.6	7.10	1.9	SR9	23/9/2014 16:00	28.83	146.8	10.47	2.6	SR9	23/9/2014 22:00	28.75	119.4	8.01	3.4
SR9	23/9/2014 4:05	28.47	93.3	6.66	2.3	SR9	23/9/2014 10:05	28.30	99.1	7.15	1.9	SR9	23/9/2014 16:05	28.85	150.0	10.69	2.2	SR9	23/9/2014 22:05	28.74	118.4	7.94	2.7
SR9	23/9/2014 4:10	28.48	92.5	6.61	2.4	SR9	23/9/2014 10:10	28.31	99.0	7.14	2.1	SR9	23/9/2014 16:10	28.79	145.0	10.34	2.3	SR9	23/9/2014 22:10	28.85	123.8	8.24	2.5
SR9	23/9/2014 4:15	28.49	87.2	6.23	2.2	SR9	23/9/2014 10:15	28.38	99.0	7.12	2.0	SR9	23/9/2014 16:15	28.80	143.0	10.19	2.4	SR9	23/9/2014 22:15	28.91	128.4	8.57	2.2
SR9	23/9/2014 4:20	28.45	90.4	6.45	2.1	SR9	23/9/2014 10:20	28.42	100.6	7.24	2.0	SR9	23/9/2014 16:20	28.88	148.4	10.56	2.3	SR9	23/9/2014 22:20	28.90	125.8	8.36	2.5
SR9	23/9/2014 4:25	28.43	92.2	6.59	2.1	SR9	23/9/2014 10:25	28.38	101.1	7.28	1.8	SR9	23/9/2014 16:25	28.97	148.8	10.58	2.2	SR9	23/9/2014 22:25	28.91	129.2	8.67	2.1
SR9	23/9/2014 4:30	28.42	92.0	6.60	2.0	SR9	23/9/2014 10:30	28.36	101.9	7.34	2.2	SR9	23/9/2014 16:30	28.89	148.5	10.57	2.3	SR9	23/9/2014 22:30	28.92	131.1	8.75	2.0
SR9	23/9/2014 4:35	28.42	91.8	6.55	2.2	SR9	23/9/2014 10:35	28.53	102.5	7.35	2.0	SR9	23/9/2014 16:35	28.80	141.5	10.08	2.3	SR9	23/9/2014 22:35	28.91	131.3	8.63	2.0
SR9	23/9/2014 4:40	28.43	91.5	6.53	2.5	SR9	23/9/2014 10:40	28.35	102.8	7.39	1.9	SR9	23/9/2014 16:40	28.84	143.7	10.23	2.6	SR9	23/9/2014 22:40	28.91	132.0	8.77	2.0
SR9	23/9/2014 4:45	28.38	91.8	6.57	2.0	SR9	23/9/2014 10:45	28.46	103.6	7.44	1.9	SR9	23/9/2014 16:45	28.81	139.8	9.96	2.6	SR9	23/9/2014 22:45	28.92	132.7	8.80	3.2
SR9	23/9/2014 4:50	28.31	92.1	6.61	2.1	SR9	23/9/2014 10:50	28.46	104.7	7.52	1.9	SR9	23/9/2014 16:50	28.97	146.9	10.44	2.4	SR9	23/9/2014 22:50	28.92	132.7	8.82	2.1
SR9	23/9/2014 4:55	28.30	91.4	6.55	1.8	SR9	23/9/2014 10:55	28.36	102.3	7.37	2.3	SR9	23/9/2014 16:55	28.82	143.7	10.23	2.9	SR9	23/9/2014 22:55	28.93	132.4	8.78	2.0
SR9	23/9/2014 5:00	28.30	91.7	6.57	2.1	SR9	23/9/2014 11:00	28.52	104.4	7.49	1.9	SR9	23/9/2014 17:00	29.05	141.2	10.02	2.7	SR9	23/9/2014 23:00	28.93	131.9	8.75	2.0
SR9	23/9/2014 5:05	28.26	91.2	6.54	2.1	SR9	23/9/2014 11:05	28.47	104.9	7.53	2.5	SR9	23/9/2014 17:05	29.10	144.9	10.27	2.9	SR9	23/9/2014 23:05	28.93	131.7	8.72	2.1
SR9	23/9/2014 5:10	28.25	90.3	6.47	2.3	SR9	23/9/2014 11:10	28.46	105.1	7.54	1.9	SR9	23/9/2014 17:10	29.13	143.3	10.14	2.5	SR9	23/9/2014 23:10	28.93	131.3	8.72	1.9
SR9	23/9/2014 5:15	28.22	89.1	6.38	2.4	SR9	23/9/2014 11:15	28.44	105.9	7.61	3.1	SR9	23/9/2014 17:15	29.13	142.3	10.07	2.8	SR9	23/9/2014 23:15	28.93	130.4	8.66	2.3
SR9	23/9/2014 5:20	28.22	88.8	6.36	2.2	SR9	23/9/2014 11:20	28.47	106.9	7.68	2.1	SR9	23/9/2014 17:20	29.15	137.4	9.72	3.1	SR9	23/9/2014 23:20	28.92	129.7	8.61	2.2
SR9	23/9/2014 5:25	28.23	87.3	6.25	2.4	SR9	23/9/2014 11:25	28.43	106.6	7.65	2.1	SR9	23/9/2014 17:25	29.15	142.6	10.10	2.9	SR9	23/9/2014 23:25	28.92	128.9	8.56	2.3
SR9	23/9/2014 5:30	28.23	86.4	6.19	2.3	SR9	23/9/2014 11:30	28.53	106.8	7.66	2.0	SR9	23/9/2014 17:30	29.13	133.1	9.46	3.5	SR9	23/9/2014 23:30	28.91	128.2	8.52	2.2
SR9	23/9/2014 5:35	28.21	85.2	6.12	2.4	SR9	23/9/2014 11:35	28.40	96.6	6.94	2.1	SR9	23/9/2014 17:35	29.16	138.5	9.82	3.1	SR9	23/9/2014 23:35	28.92	127.7	8.48	2.3
SR9	23/9/2014 5:40	28.26	84.9	6.10	2.5	SR9	23/9/2014 11:40	28.53	106.0	7.59	2.3	SR9	23/9/2014 17:40	29.15	138.5	9.82	3.2	SR9	23/9/2014 23:40	28.92	127.0	8.44	2.3
SR9	23/9/2014 5:45	28.26	85.2	6.11	2.2	SR9						SR9	23/9/2014 17:45	29.13	132.6	9.40	3.8	SR9	23/9/2014 23:45	28.91	126.2	8.41	2.4
SR9	23/9/2014 5:50	28.26	86.5	6.23	2.3	SR9						SR9	23/9/2014 17:50	29.08	125.1	8.87	3.3	SR9	23/9/2014 23:50	28.92	125.5	8.36	2.3
SR9	23/9/2014 5:55	28.26	87.9	6.32	2.2	SR9						SR9	23/9/2014 17:55	29.03	119.9	8.50	3.9	SR9	23/9/2014 23:55	28.89	125.6	8.36	2.6

Station	Timestamp	Temp (° C)	DO (%)	DO (mg/L)	Tur (NTU)	Station	Timestamp	Temp (° C)	DO (%)	DO (mg/L)	Tur (NTU)	Station	Timestamp	Temp (° C)	DO (%)	DO (mg/L)	Tur (NTU)	Station	Timestamp	Temp (°C)	DO (%)	DO (mg/L)	Tur (NTU)
SR10	23/9/2014 0:00	28.42	84.7	**5.61**	3.0	SR10	23/9/2014 6:00	28.29	79.1	**5.26**	3.1	SR10	23/9/2014 12:00	28.87	84.5	**5.57**	1.8	SR10	23/9/2014 18:00	28.82	81.5	**5.38**	1.6
SR10	23/9/2014 0:05	28.42	85.0	**5.63**	3.5	SR10	23/9/2014 6:05	28.27	78.1	**5.20**	2.2	SR10	23/9/2014 12:05	28.84	81.5	**5.37**	2.0	SR10	23/9/2014 18:05	28.83	80.7	**5.32**	2.1
SR10	23/9/2014 0:10	28.42	84.9	**5.63**	2.8	SR10	23/9/2014 6:10	28.29	77.9	**5.19**	2.3	SR10	23/9/2014 12:10	28.84	80.8	**5.33**	1.8	SR10	23/9/2014 18:10	28.82	80.1	**5.28**	1.9
SR10	23/9/2014 0:15	28.41	85.1	**5.64**	2.7	SR10	23/9/2014 6:15	28.32	78.9	**5.25**	3.1	SR10	23/9/2014 12:15	28.69	71.1	**4.70**	2.3	SR10	23/9/2014 18:15	28.78	80.7	**5.33**	1.6
SR10	23/9/2014 0:20	28.41	84.7	**5.61**	2.9	SR10	23/9/2014 6:20	28.32	79.0	**5.26**	2.9	SR10	23/9/2014 12:20	28.74	67.2	**4.44**	2.2	SR10	23/9/2014 18:20	28.78	80.0	**5.28**	1.6
SR10	23/9/2014 0:25	28.42	84.4	**5.59**	2.7	SR10	23/9/2014 6:25	28.32	77.7	**5.17**	2.8	SR10	23/9/2014 12:25	28.66	66.9	**4.42**	2.8	SR10	23/9/2014 18:25	28.78	82.1	**5.43**	1.5
SR10	23/9/2014 0:30	28.41	84.6	**5.60**	2.7	SR10	23/9/2014 6:30	28.33	77.5	**5.16**	3.1	SR10	23/9/2014 12:30	28.74	65.5	**4.32**	2.5	SR10	23/9/2014 18:30	28.78	80.9	**5.34**	1.9
SR10	23/9/2014 0:35	28.41	84.5	**5.59**	3.7	SR10	23/9/2014 6:35	28.34	77.6	**5.16**	3.5	SR10	23/9/2014 12:35	28.98	77.8	**5.11**	1.7	SR10	23/9/2014 18:35	28.82	81.2	**5.37**	2.4
SR10	23/9/2014 0:40	28.41	84.0	**5.57**	2.3	SR10	23/9/2014 6:40	28.34	77.8	**5.16**	3.6	SR10	23/9/2014 12:40	28.81	64.2	**4.23**	2.1	SR10	23/9/2014 18:40	28.85	81.0	**5.34**	1.6
SR10	23/9/2014 0:45	28.41	83.4	**5.52**	2.6	SR10	23/9/2014 6:45	28.33	78.7	**5.22**	2.7	SR10	23/9/2014 12:45	28.77	69.6	**4.59**	2.5	SR10	23/9/2014 18:45	28.89	82.6	**5.44**	1.6
SR10	23/9/2014 0:50	28.41	83.5	**5.53**	2.7	SR10	23/9/2014 6:50	28.33	76.9	**5.10**	2.9	SR10	23/9/2014 12:50	28.82	65.9	**4.34**	2.4	SR10	23/9/2014 18:50	28.92	83.6	**5.51**	2.1
SR10	23/9/2014 0:55	28.41	83.0	**5.50**	3.2	SR10	23/9/2014 6:55	28.32	77.0	**5.11**	2.6	SR10	23/9/2014 12:55	28.97	75.3	**4.95**	1.8	SR10	23/9/2014 18:55	28.92	83.8	**5.52**	1.9
SR10	23/9/2014 1:00	28.40	82.2	**5.44**	2.4	SR10	23/9/2014 7:00	28.32	78.1	**5.18**	2.6	SR10	23/9/2014 13:00	28.83	71.3	**4.70**	2.6	SR10	23/9/2014 19:00	28.92	84.7	**5.58**	2.0
SR10	23/9/2014 1:05	28.40	81.1	**5.37**	2.4	SR10	23/9/2014 7:05	28.32	76.6	**5.08**	3.1	SR10	23/9/2014 13:05	29.03	85.4	**5.62**	2.6	SR10	23/9/2014 19:05	28.93	85.4	**5.62**	2.0
SR10	23/9/2014 1:10	28.39	81.9	**5.43**	2.6	SR10	23/9/2014 7:10	28.32	77.3	**5.13**	2.6	SR10	23/9/2014 13:10	29.06	84.2	**5.53**	1.9	SR10	23/9/2014 19:10	28.96	87.1	**5.74**	2.2
SR10	23/9/2014 1:15	28.39	80.5	**5.34**	2.6	SR10	23/9/2014 7:15	28.32	77.4	**5.14**	3.3	SR10	23/9/2014 13:15	29.02	80.2	**5.28**	1.7	SR10	23/9/2014 19:15	28.94	86.0	**5.66**	1.7
SR10	23/9/2014 1:20	28.39	80.7	**5.35**	2.4	SR10	23/9/2014 7:20	28.32	77.7	**5.15**	2.7	SR10	23/9/2014 13:20	28.85	74.2	**4.89**	2.3	SR10	23/9/2014 19:20	28.93	85.9	**5.65**	1.7
SR10	23/9/2014 1:25	28.38	80.6	**5.34**	2.2	SR10	23/9/2014 7:25	28.32	76.7	**5.09**	2.8	SR10	23/9/2014 13:25	28.83	70.4	**4.64**	2.7	SR10	23/9/2014 19:25	28.92	84.8	**5.58**	1.7
SR10	23/9/2014 1:30	28.38	81.2	**5.39**	2.7	SR10	23/9/2014 7:30	28.32	77.5	**5.14**	3.2	SR10	23/9/2014 13:30	28.84	74.8	**4.93**	2.1	SR10	23/9/2014 19:30	28.92	86.0	**5.66**	1.8
SR10	23/9/2014 1:35	28.38	82.3	**5.45**	2.1	SR10	23/9/2014 7:35	28.32	78.4	**5.21**	3.2	SR10	23/9/2014 13:35	28.78	72.8	**4.80**	2.4	SR10	23/9/2014 19:35	28.92	82.9	**5.46**	1.7
SR10	23/9/2014 1:40	28.39	82.6	**5.48**	2.2	SR10	23/9/2014 7:40	28.32	76.3	**5.07**	3.0	SR10	23/9/2014 13:40	28.86	67.0	**4.41**	2.7	SR10	23/9/2014 19:40	28.92	84.5	**5.56**	1.7
SR10	23/9/2014 1:45	28.39	82.4	**5.46**	2.3	SR10	23/9/2014 7:45	28.32	74.2	**4.93**	3.5	SR10	23/9/2014 13:45	28.83	74.3	**4.90**	2.3	SR10	23/9/2014 19:45	28.91	83.5	**5.50**	1.7
SR10	23/9/2014 1:50	28.39	83.6	**5.54**	2.3	SR10	23/9/2014 7:50	28.33	73.8	**4.90**	3.3	SR10	23/9/2014 13:50	28.80	69.0	**4.55**	2.2	SR10	23/9/2014 19:50	28.92	85.5	**5.62**	1.8
SR10	23/9/2014 1:55	28.39	84.0	**5.57**	2.5	SR10	23/9/2014 7:55	28.33	72.9	**4.84**	3.3	SR10	23/9/2014 13:55	28.79	62.8	**4.14**	2.2	SR10	23/9/2014 19:55	28.92	85.4	**5.62**	2.0
SR10	23/9/2014 2:00	28.38	83.1	**5.51**	2.5	SR10	23/9/2014 8:00	28.33	73.8	**4.90**	3.9	SR10	23/9/2014 14:00	28.94	64.7	**4.26**	2.0	SR10	23/9/2014 20:00	28.92	84.3	**5.55**	1.6
SR10	23/9/2014 2:05	28.39	79.5	**5.27**	2.6	SR10	23/9/2014 8:05	28.33	73.4	**4.88**	3.6	SR10	23/9/2014 14:05	28.89	86.6	**5.70**	2.1	SR10	23/9/2014 20:05	28.88	84.8	**5.59**	2.0
SR10	23/9/2014 2:10	28.39	81.4	**5.40**	2.4	SR10	23/9/2014 8:10	28.34	72.8	**4.83**	3.0	SR10	23/9/2014 14:10	28.98	87.6	**5.77**	1.8	SR10	23/9/2014 20:10	28.86	84.1	**5.54**	1.8
SR10	23/9/2014 2:15	28.39	80.6	**5.35**	3.1	SR10	23/9/2014 8:15	28.34	72.2	**4.80**	3.2	SR10	23/9/2014 14:15	28.93	88.3	**5.82**	1.8	SR10	23/9/2014 20:15	28.86	83.9	**5.53**	1.7
SR10	23/9/2014 2:20	28.40	81.7	**5.42**	4.3	SR10	23/9/2014 8:20	28.34	73.2	**4.86**	3.0	SR10	23/9/2014 14:20	29.05	88.9	**5.84**	2.3	SR10	23/9/2014 20:20	28.85	81.0	**5.34**	1.5
SR10	23/9/2014 2:25	28.39	81.2	**5.39**	3.8	SR10	23/9/2014 8:25	28.34	73.3	**4.87**	2.9	SR10	23/9/2014 14:25	28.94	87.7	**5.77**	2.1	SR10	23/9/2014 20:25	28.85	80.7	**5.31**	1.9
SR10	23/9/2014 2:30	28.39	80.6	**5.35**	3.1	SR10	23/9/2014 8:30	28.33	75.9	**5.04**	2.4	SR10	23/9/2014 14:30	28.88	86.3	**5.68**	2.3	SR10	23/9/2014 20:30	28.84	79.2	**5.22**	1.7
SR10	23/9/2014 2:35	28.38	80.4	**5.33**	3.2	SR10	23/9/2014 8:35	28.34	78.4	**5.21**	3.5	SR10	23/9/2014 14:35	28.94	86.8	**5.71**	2.3	SR10	23/9/2014 20:35	28.84	77.8	**5.13**	1.7
SR10	23/9/2014 2:40	28.39	80.8	**5.35**	2.6	SR10	23/9/2014 8:40	28.35	80.6	**5.36**	2.9	SR10	23/9/2014 14:40	28.96	86.1	**5.66**	2.8	SR10	23/9/2014 20:40	28.85	78.0	**5.14**	1.8
SR10	23/9/2014 2:45	28.38	81.8	**5.43**	2.3	SR10	23/9/2014 8:45	28.35	80.7	**5.36**	2.3	SR10	23/9/2014 14:45	28.95	85.5	**5.62**	3.1	SR10	23/9/2014 20:45	28.84	75.2	**4.95**	2.1
SR10	23/9/2014 2:50	28.37	81.6	**5.41**	2.6	SR10	23/9/2014 8:50	28.36	80.1	**5.32**	2.4	SR10	23/9/2014 14:50	28.86	84.2	**5.55**	3.6	SR10	23/9/2014 20:50	28.84	73.8	**4.86**	1.9
SR10	23/9/2014 2:55	28.35	81.6	**5.41**	2.3	SR10	23/9/2014 8:55	28.36	79.3	**5.27**	2.4	SR10	23/9/2014 14:55	28.81	83.8	**5.53**	3.7	SR10	23/9/2014 20:55	28.84	73.7	**4.86**	2.0
SR10	23/9/2014 3:00	28.36	81.9	**5.43**	2.1	SR10	23/9/2014 9:00	28.36	79.7	**5.29**	2.3	SR10	23/9/2014 15:00	28.77	82.9	**5.48**	3.1	SR10	23/9/2014 21:00	28.81	76.6	**5.06**	1.8
SR10	23/9/2014 3:05	28.38	82.6	**5.47**	2.2	SR10	23/9/2014 9:05	28.37	80.7	**5.35**	2.2	SR10	23/9/2014 15:05	28.79	83.3	**5.50**	3.4	SR10	23/9/2014 21:05	28.80	78.3	**5.17**	2.3
SR10	23/9/2014 3:10	28.37	82.4	**5.46**	2.9	SR10	23/9/2014 9:10	28.37	79.7	**5.29**	2.5	SR10	23/9/2014 15:10	28.79	83.4	**5.51**	3.5	SR10	23/9/2014 21:10	28.78	78.5	**5.18**	2.2
SR10	23/9/2014 3:15	28.37	82.3	**5.45**	2.3	SR10	23/9/2014 9:15	28.37	79.0	**5.24**	2.1	SR10	23/9/2014 15:15	28.75	82.7	**5.46**	4.1	SR10	23/9/2014 21:15	28.78	74.1	**4.90**	2.1
SR10	23/9/2014 3:20	28.36	82.5	**5.47**	2.2	SR10	23/9/2014 9:20	28.39	80.5	**5.34**	2.3	SR10	23/9/2014 15:20	28.82	83.7	**5.53**	3.7	SR10	23/9/2014 21:20	28.76	82.5	**5.44**	2.1
SR10	23/9/2014 3:25	28.38	82.2	**5.45**	3.0	SR10	23/9/2014 9:25	28.38	80.0	**5.31**	2.7	SR10	23/9/2014 15:25	28.76	83.3	**5.50**	3.5	SR10	23/9/2014 21:25	28.76	78.2	**5.16**	1.9
SR10	23/9/2014 3:30	28.38	82.8	**5.49**	3.6	SR10	23/9/2014 9:30	28.44	80.0	**5.31**	2.0	SR10	23/9/2014 15:30	28.83	83.9	**5.54**	3.0	SR10	23/9/2014 21:30	28.75	81.8	**5.40**	2.5
SR10	23/9/2014 3:35	28.40	82.7	**5.47**	2.9	SR10	23/9/2014 9:35	28.45	81.5	**5.41**	1.8	SR10	23/9/2014 15:35	28.82	83.9	**5.54**	3.2	SR10	23/9/2014 21:35	28.75	83.3	**5.50**	2.7
SR10	23/9/2014 3:40	28.38	82.9	**5.50**	3.4	SR10	23/9/2014 9:40	28.49	82.3	**5.45**	1.9	SR10	23/9/2014 15:40	28.82	84.2	**5.56**	3.3	SR10	23/9/2014 21:40	28.75	81.8	**5.40**	2.0
SR10	23/9/2014 3:45	28.36	83.3	**5.52**	2.5	SR10	23/9/2014 9:45	28.54	83.6	**5.53**	2.1	SR10	23/9/2014 15:45	28.83	84.3	**5.57**	2.8	SR10	23/9/2014 21:45	28.75	81.4	**5.38**	2.4
SR10	23/9/2014 3:50	28.36	83.4	**5.53**	3.1	SR10	23/9/2014 9:50	28.55	83.0	**5.49**	1.9	SR10	23/9/2014 15:50	28.81	84.0	**5.55**	2.9	SR10	23/9/2014 21:50	28.75	83.6	**5.53**	2.5
SR10	23/9/2014 3:55	28.37	83.5	**5.53**	2.9	SR10	23/9/2014 9:55	28.55	83.0	**5.49**	2.1	SR10	23/9/2014 15:55	28.81	84.1	**5.56**	3.2	SR10	23/9/2014 21:55	28.75	82.1	**5.42**	1.9
SR10	23/9/2014 4:00	28.38	83.3	**5.52**	2.9	SR10	23/9/2014 10:00	28.56	83.3	**5.51**	2.0	SR10	23/9/2014 16:00	28.78	83.5	**5.51**	3.3	SR10	23/9/2014 22:00	28.74	82.8	**5.47**	2.0
SR10	23/9/2014 4:05	28.36	82.7	**5.48**	3.1	SR10	23/9/2014 10:05	28.57	82.3	**5.45**	1.9	SR10	23/9/2014 16:05	28.76	83.4	**5.51**	3.0	SR10	23/9/2014 22:05	28.73	83.3	**5.50**	2.0
SR10	23/9/2014 4:10	28.35	82.6	**5.47**	3.0	SR10	23/9/2014 10:10	28.54	83.1	**5.50**	1.8	SR10	23/9/2014 16:10	28.78	83.9	**5.54**	3.1	SR10	23/9/2014 22:10	28.72	82.7	**5.47**	2.0
SR10	23/9/2014 4:15	28.36	82.3	**5.46**	3.1	SR10	23/9/2014 10:15	28.59	83.1	**5.50**	1.7	SR10	23/9/2014 16:15	28.78	83.7	**5.52**	2.9	SR10	23/9/2014 22:15	28.69	82.8	**5.47**	2.9
SR10	23/9/2014 4:20	28.36	82.2	**5.45**	2.7	SR10	23/9/2014 10:20	28.56	82.9	**5.49**	1.8	SR10	23/9/2014 16:20	28.79	83.7	**5.52**	2.4	SR10	23/9/2014 22:20	28.68	82.8	**5.48**	2.5
SR10	23/9/2014 4:25	28.36	82.7	**5.48**	3.4	SR10	23/9/2014 10:25	28.61	82.8	**5.48**	1.6	SR10	23/9/2014 16:25	28.80	83.7	**5.52**	3.6	SR10	23/9/2014 22:25	28.63	81.8	**5.42**	2.7
SR10	23/9/2014 4:30	28.36	82.5	**5.47**	3.1	SR10	23/9/2014 10:30	28.60	82.8	**5.48**	2.2	SR10	23/9/2014 16:30	28.78	83.5	**5.51**	3.1	SR10	23/9/2014 22:30	28.62	80.6	**5.33**	3.1
SR10	23/9/2014 4:35	28.36	82.8	**5.49**	3.1	SR10	23/9/2014 10:35	28.54	78.8	**5.21**	1.8	SR10	23/9/2014 16:35	28.80	84.8	**5.59**	2.7	SR10	23/9/2014 22:35	28.66	78.9	**5.22**	2.3
SR10	23/9/2014 4:40	28.36	82.3	**5.45**	2.6	SR10	23/9/2014 10:40	28.56	80.5	**5.32**	2.2	SR10	23/9/2014 16:40	28.79	85.0	**5.61**	2.5	SR10	23/9/2014 22:40	28.61	80.1	**5.31**	3.0
SR10	23/9/2014 4:45	28.36	82.1	**5.44**	3.2	SR10	23/9/2014 10:45	28.53	79.2	**5.25**	2.3	SR10	23/9/2014 16:45	28.78	85.3	**5.63**	3.4	SR10	23/9/2014 22:45	28.63	77.5	**5.13**	2.5
SR10	23/9/2014 4:50	28.35	82.2	**5.45**	2.8	SR10	23/9/2014 10:50	28.59	83.4	**5.52**	2.1	SR10	23/9/2014 16:50	28.77	83.9	**5.54**	3.3	SR10	23/9/2014 22:50	28.57	80.9	**5.36**	3.0
SR10	23/9/2014 4:55	28.35	82.3	**5.46**	2.9	SR10	23/9/2014 10:55	28.57	81.2	**5.37**	2.5	SR10	23/9/2014 16:55	28.82	86.2	**5.69**	2.3	SR10	23/9/2014 22:55	28.61	77.3	**5.12**	**6.4**
SR10	23/9/2014 5:00	28.35	82.0	**5.44**	2.8	SR10	23/9/2014 11:00	28.46	82.2	**5.45**	2.4	SR10	23/9/2014 17:00	28.82	83.1	**5.48**	2.4	SR10	23/9/2014 23:00	28.57	80.5	**5.34**	**4.8**
SR10	23/9/2014 5:05	28.35	81.8	**5.43**	3.0	SR10	23/9/2014 11:05	28.50	82.1	**5.44**	2.2	SR10	23/9/2014 17:05	28.79	82.6	**5.45**	3.3	SR10	23/9/2014 23:05	28.59	78.3	**5.19**	3.2
SR10	23/9/2014 5:10	28.34	81.7	**5.41**	3.2	SR10	23/9/2014 11:10	28.47	83.3	**5.52**	2.6	SR10	23/9/2014 17:10	28.77	80.3	**5.30**	2.8	SR10	23/9/2014 23:10	28.55	80.2	**5.32**	3.9
SR10	23/9/2014 5:15	28.35	81.4	**5.40**	3.1	SR10	23/9/2014 11:15	28.47	83.0	**5.50**	2.3	SR10	23/9/2014 17:15	28.76	79.7	**5.26**	3.1	SR10	23/9/2014 23:15	28.55	80.3	**5.32**	3.7
SR10	23/9/2014 5:20	28.34	80.6	**5.34**	2.8	SR10	23/9/2014 11:20	28.50	83.1	**5.50**	2.4	SR10	23/9/2014 17:20	28.77	80.8	**5.34**	2.1	SR10	23/9/2014 23:20	28.55	80.7	**5.35**	3.2
SR10	23/9/2014 5:25	28.34	80.0	**5.30**	2.9	SR10	23/9/2014 11:25	28.54	83.3	**5.52**	2.2	SR10	23/9/2014 17:25	28.79	82.8	**5.47**	1.9	SR10	23/9/2014 23:25	28.54	80.8	**5.36**	3.8
SR10	23/9/2014 5:30	28.35	80.0	**5.31**	3.1	SR10	23/9/2014 11:30	28.60	83.4	**5.52**	2.2	SR10	23/9/2014 17:30	28.83	82.6	**5.45**	2.3	SR10	23/9/2014 23:30	28.54	80.7	**5.35**	3.1
SR10	23/9/2014 5:35	28.34	79.9	**5.30**	3.1	SR10	23/9/2014 11:35	28.55	82.3	**5.45**	2.4	SR10	23/9/2014 17:35	28.83	82.9	**5.48**	1.9	SR10	23/9/2014 23:35	28.54	80.7	**5.35**	3.3
SR10	23/9/2014 5:40	28.34	79.3	**5.26**	2.5	SR10	23/9/2014 11:40	28.79	84.6	**5.58**	2.1	SR10	23/9/2014 17:40	28.82	80.9	**5.33**	2.8	SR10	23/9/2014 23:40	28.53	80.6	**5.35**	3.4
SR10	23/9/2014 5:45	28.34	79.9	**5.30**	2.6	SR10	23/9/2014 11:45	29.01	86.1	**5.66**	1.6	SR10	23/9/2014 17:45	28.85	80.5	**5.31**	3.4	SR10	23/9/2014 23:45	28.54	80.8	**5.36**	3.4
SR10	23/9/2014 5:50	28.33	79.5	**5.28**	3.0	SR10	23/9/2014 11:50	29.00	86.8	**5.71**	1.6	SR10	23/9/2014 17:50	28.85	79.9	**5.27**	1.9	SR10	23/9/2014 23:50	28.53	80.2	**5.32**	3.3
SR10						SR10						SR10						SR10					

Station	Timestamp	Temp (° C)	DO (%)	DO (mg/L)	Tur (NTU)	Station	Timestamp	Temp (° C)	DO (%)	DO (mg/L)	Tur (NTU)	Station	Timestamp	Temp (° C)	DO (%)	DO (mg/L)	Tur (NTU)	Station	Timestamp	Temp (°C)	DO (%)	DO (mg/L)	Tur (NTU)
SR11	23/9/2014 0:00	28.42	70.0	**4.50**	4.0	SR11	23/9/2014 6:00	28.35	68.7	**4.44**	2.0	SR11	23/9/2014 12:00	28.91	76.1	**4.88**	1.0	SR11	23/9/2014 18:00	28.86	92.2	**5.88**	2.5
SR11	23/9/2014 0:05	28.42	69.1	**4.45**	3.2	SR11	23/9/2014 6:05	28.33	65.1	**4.20**	2.0	SR11	23/9/2014 12:05	28.78	70.2	**4.51**	1.4	SR11	23/9/2014 18:05	29.18	107.4	6.82	1.0
SR11	23/9/2014 0:10	28.42	68.5	**4.41**	2.7	SR11	23/9/2014 6:10	28.32	63.6	**4.11**	**5.7**	SR11	23/9/2014 12:10	29.07	80.7	**5.15**	1.2	SR11	23/9/2014 18:10	29.16	109.5	6.96	0.9
SR11	23/9/2014 0:15	28.41	68.9	**4.43**	2.8	SR11	23/9/2014 6:15	28.32	62.7	**4.05**	1.7	SR11	23/9/2014 12:15	28.82	71.3	**4.57**	2.0	SR11	23/9/2014 18:15	29.10	104.3	6.63	0.9
SR11	23/9/2014 0:20	28.42	68.1	**4.38**	3.4	SR11	23/9/2014 6:20	28.31	61.0	**3.94**	1.6	SR11	23/9/2014 12:20	28.89	73.0	**4.68**	0.8	SR11	23/9/2014 18:20	29.10	103.6	6.59	1.2
SR11	23/9/2014 0:25	28.41	66.4	**4.28**	3.7	SR11	23/9/2014 6:25	28.32	62.1	**4.01**	2.0	SR11	23/9/2014 12:25	28.87	72.2	**4.63**	1.2	SR11	23/9/2014 18:25	29.18	107.3	6.81	1.3
SR11	23/9/2014 0:30	28.42	65.6	**4.21**	2.8	SR11	23/9/2014 6:30	28.33	62.6	**4.04**	2.8	SR11	23/9/2014 12:30	28.76	70.2	**4.51**	1.7	SR11	23/9/2014 18:30	29.20	106.4	6.75	0.9
SR11	23/9/2014 0:35	28.41	66.1	**4.26**	3.1	SR11	23/9/2014 6:35	28.33	62.5	**4.04**	2.1	SR11	23/9/2014 12:35	28.56	73.3	**4.72**	2.5	SR11	23/9/2014 18:35	29.13	98.3	6.25	0.9
SR11	23/9/2014 0:40	28.41	63.7	**4.11**	4.1	SR11	23/9/2014 6:40	28.31	59.7	**3.86**	**5.5**	SR11	23/9/2014 12:40	28.66	71.8	**4.61**	2.0	SR11	23/9/2014 18:40	28.97	94.1	5.99	1.7
SR11	23/9/2014 0:45	28.41	65.4	**4.21**	2.6	SR11	23/9/2014 6:45	28.32	60.1	**3.88**	2.6	SR11	23/9/2014 12:45	28.90	74.5	**4.77**	1.2	SR11	23/9/2014 18:45	29.02	94.8	6.03	1.9
SR11	23/9/2014 0:50	28.41	62.6	**4.03**	3.3	SR11	23/9/2014 6:50	28.30	59.1	**3.82**	2.8	SR11	23/9/2014 12:50	29.01	78.8	**5.04**	1.1	SR11	23/9/2014 18:50	29.00	92.5	**5.89**	1.4
SR11	23/9/2014 0:55	28.41	65.7	**4.22**	3.1	SR11	23/9/2014 6:55	28.30	59.4	**3.85**	1.9	SR11	23/9/2014 12:55	28.97	74.7	**4.78**	1.2	SR11	23/9/2014 18:55	29.00	91.8	**5.85**	1.1
SR11	23/9/2014 1:00	28.41	64.7	**4.16**	4.0	SR11	23/9/2014 7:00	28.31	60.7	**3.93**	2.9	SR11	23/9/2014 13:00	29.00	80.4	**5.14**	1.1	SR11	23/9/2014 19:00	28.96	91.6	**5.84**	2.7
SR11	23/9/2014 1:05	28.41	66.2	**4.26**	4.2	SR11	23/9/2014 7:05	28.29	59.5	**3.85**	1.5	SR11	23/9/2014 13:05	28.71	70.2	**4.51**	2.2	SR11	23/9/2014 19:05	28.96	92.7	**5.91**	2.4
SR11	23/9/2014 1:10	28.40	64.3	**4.14**	2.7	SR11	23/9/2014 7:10	28.29	59.0	**3.81**	2.4	SR11	23/9/2014 13:10	28.78	70.4	**4.51**	2.0	SR11	23/9/2014 19:10	28.94	88.6	**5.64**	2.1
SR11	23/9/2014 1:15	28.40	65.6	**4.23**	4.3	SR11	23/9/2014 7:15	28.30	63.4	**4.10**	1.6	SR11	23/9/2014 13:15	28.67	66.6	**4.27**	1.6	SR11	23/9/2014 19:15	28.92	91.3	**5.82**	1.8
SR11	23/9/2014 1:20	28.40	65.0	**4.19**	4.1	SR11	23/9/2014 7:20	28.31	62.3	**4.03**	2.3	SR11	23/9/2014 13:20	28.78	66.8	**4.28**	1.5	SR11	23/9/2014 19:20	28.91	90.3	**5.76**	2.1
SR11	23/9/2014 1:25	28.40	66.1	**4.26**	2.6	SR11	23/9/2014 7:25	28.31	59.7	**3.85**	1.9	SR11	23/9/2014 13:25	28.83	76.5	**4.90**	1.4	SR11	23/9/2014 19:25	28.90	87.5	**5.58**	3.5
SR11	23/9/2014 1:30	28.40	66.3	**4.27**	2.6	SR11	23/9/2014 7:30	28.30	66.9	**4.32**	2.1	SR11	23/9/2014 13:30	28.86	68.9	**4.41**	2.2	SR11	23/9/2014 19:30	28.90	85.9	**5.48**	1.4
SR11	23/9/2014 1:35	28.38	64.7	**4.17**	1.8	SR11	23/9/2014 7:35	28.30	64.0	**4.14**	1.9	SR11	23/9/2014 13:35	28.90	69.7	**4.47**	1.1	SR11	23/9/2014 19:35	28.90	86.8	**5.54**	1.8
SR11	23/9/2014 1:40	28.40	65.5	**4.22**	2.6	SR11	23/9/2014 7:40	28.33	70.2	**4.54**	1.7	SR11	23/9/2014 13:40	28.79	66.9	**4.29**	3.2	SR11	23/9/2014 19:40	28.94	90.5	**5.77**	1.5
SR11	23/9/2014 1:45	28.40	67.4	**4.34**	3.0	SR11	23/9/2014 7:45	28.33	70.8	**4.58**	2.1	SR11	23/9/2014 13:45	28.71	68.3	**4.37**	**8.4**	SR11	23/9/2014 19:45	28.92	91.2	**5.82**	1.3
SR11	23/9/2014 1:50	28.40	67.4	**4.34**	2.8	SR11	23/9/2014 7:50	28.32	61.3	**3.96**	2.3	SR11	23/9/2014 13:50	28.88	68.9	**4.41**	1.7	SR11	23/9/2014 19:50	28.93	91.5	**5.83**	1.8
SR11	23/9/2014 1:55	28.39	67.2	**4.33**	3.3	SR11	23/9/2014 7:55	28.33	59.3	**3.83**	**6.3**	SR11	23/9/2014 13:55	28.92	66.5	**4.26**	2.6	SR11	23/9/2014 19:55	28.90	88.8	**5.66**	1.2
SR11	23/9/2014 2:00	28.39	66.6	**4.29**	2.1	SR11	23/9/2014 8:00	28.36	65.9	**4.26**	2.9	SR11	23/9/2014 14:00	28.88	67.3	**4.31**	4.3	SR11	23/9/2014 20:00	28.89	87.8	**5.60**	1.7
SR11	23/9/2014 2:05	28.39	66.2	**4.26**	2.7	SR11	23/9/2014 8:05	28.34	65.0	**4.20**	3.7	SR11	23/9/2014 14:05	28.90	67.2	**4.30**	1.5	SR11	23/9/2014 20:05	28.90	87.3	**5.56**	1.3
SR11	23/9/2014 2:10	28.39	66.7	**4.30**	2.2	SR11	23/9/2014 8:10	28.33	65.8	**4.25**	2.2	SR11	23/9/2014 14:10	28.92	69.0	**4.41**	1.2	SR11	23/9/2014 20:10	28.89	87.0	**5.55**	1.7
SR11	23/9/2014 2:15	28.39	68.0	**4.39**	2.6	SR11	23/9/2014 8:15	28.36	70.9	**4.58**	2.8	SR11	23/9/2014 14:15	28.97	68.8	**4.40**	1.7	SR11	23/9/2014 20:15	28.91	88.1	**5.61**	1.6
SR11	23/9/2014 2:20	28.40	69.3	**4.47**	**8.2**	SR11	23/9/2014 8:20	28.36	71.0	**4.59**	3.0	SR11	23/9/2014 14:20	28.95	67.7	**4.33**	1.4	SR11	23/9/2014 20:20	28.95	90.2	**5.75**	1.1
SR11	23/9/2014 2:25	28.40	70.3	**4.53**	3.1	SR11	23/9/2014 8:25	28.38	73.2	**4.73**	4.4	SR11	23/9/2014 14:25	28.90	69.6	**4.45**	2.2	SR11	23/9/2014 20:25	28.93	90.3	**5.76**	1.5
SR11	23/9/2014 2:30	28.38	66.6	**4.29**	2.2	SR11	23/9/2014 8:30	28.33	66.3	**4.29**	2.3	SR11	23/9/2014 14:30	28.86	72.9	**4.67**	2.7	SR11	23/9/2014 20:30	28.96	90.9	**5.79**	2.1
SR11	23/9/2014 2:35	28.39	66.4	**4.27**	2.7	SR11	23/9/2014 8:35	28.32	63.9	**4.13**	1.8	SR11	23/9/2014 14:35	29.28	80.5	**5.12**	1.4	SR11	23/9/2014 20:35	28.91	89.6	**5.71**	1.8
SR11	23/9/2014 2:40	28.40	69.6	**4.49**	4.1	SR11	23/9/2014 8:40	28.32	65.4	**4.23**	1.5	SR11	23/9/2014 14:40	29.29	78.8	**5.01**	2.7	SR11	23/9/2014 20:40	28.88	88.1	**5.62**	1.5
SR11	23/9/2014 2:45	28.38	66.2	**4.26**	2.0	SR11	23/9/2014 8:45	28.31	63.6	**4.11**	1.2	SR11	23/9/2014 14:45	29.01	73.0	**4.66**	3.2	SR11	23/9/2014 20:45	28.89	89.2	**5.69**	1.6
SR11	23/9/2014 2:50	28.40	69.7	**4.49**	3.0	SR11	23/9/2014 8:50	28.37	73.0	**4.72**	1.6	SR11	23/9/2014 14:50	29.07	73.7	**4.71**	2.8	SR11	23/9/2014 20:50	28.88	89.7	**5.72**	1.3
SR11	23/9/2014 2:55	28.39	66.0	**4.24**	3.2	SR11	23/9/2014 8:55	28.37	67.6	**4.37**	3.2	SR11	23/9/2014 14:55	29.10	74.3	**4.74**	2.3	SR11	23/9/2014 20:55	28.88	89.7	**5.73**	1.8
SR11	23/9/2014 3:00	28.39	66.9	**4.32**	2.5	SR11	23/9/2014 9:00	28.37	70.8	**4.57**	2.8	SR11	23/9/2014 15:00	29.04	72.3	**4.62**	2.4	SR11	23/9/2014 21:00	28.86	88.0	**5.62**	1.5
SR11	23/9/2014 3:05	28.37	67.1	**4.32**	2.2	SR11	23/9/2014 9:05	28.38	73.2	**4.73**	2.1	SR11	23/9/2014 15:05	29.05	72.2	**4.61**	2.3	SR11	23/9/2014 21:05	28.84	87.5	**5.59**	2.3
SR11	23/9/2014 3:10	28.37	64.8	**4.17**	1.7	SR11	23/9/2014 9:10	28.40	75.9	**4.90**	2.6	SR11	23/9/2014 15:10	29.32	94.7	7.23	0.1	SR11	23/9/2014 21:10	28.85	87.4	**5.58**	1.4
SR11	23/9/2014 3:15	28.37	64.0	**4.12**	2.0	SR11	23/9/2014 9:15	28.40	76.8	**4.96**	1.8	SR11	23/9/2014 15:15	29.14	95.1	7.29	0.5	SR11	23/9/2014 21:15	28.89	83.4	**5.32**	1.7
SR11	23/9/2014 3:20	28.35	65.7	**4.24**	2.6	SR11	23/9/2014 9:20	28.39	73.4	**4.74**	3.1	SR11						SR11	23/9/2014 21:20	28.84	84.6	**5.40**	0.9
SR11	23/9/2014 3:25	28.36	63.4	**4.08**	2.2	SR11	23/9/2014 9:25	28.41	78.0	**5.03**	3.4	SR11						SR11	23/9/2014 21:25	28.88	82.4	**5.25**	0.8
SR11	23/9/2014 3:30	28.35	62.7	**4.03**	1.7	SR11	23/9/2014 9:30	28.43	78.5	**5.07**	2.4	SR11						SR11	23/9/2014 21:30	28.85	82.2	**5.24**	1.0
SR11	23/9/2014 3:35	28.35	62.5	**4.03**	1.8	SR11	23/9/2014 9:35	28.42	78.7	**5.08**	3.2	SR11						SR11	23/9/2014 21:35	28.85	82.3	**5.25**	1.4
SR11	23/9/2014 3:40	28.35	63.6	**4.10**	2.0	SR11	23/9/2014 9:40	28.43	80.0	**5.17**	2.4	SR11						SR11	23/9/2014 21:40	28.87	78.5	**5.01**	1.2
SR11	23/9/2014 3:45	28.36	67.0	**4.32**	2.9	SR11	23/9/2014 9:45	28.44	75.9	**4.90**	2.0	SR11	23/9/2014 15:45	29.34	79.6	**5.04**	0.7	SR11	23/9/2014 21:45	28.90	77.5	**4.94**	0.5
SR11	23/9/2014 3:50	28.36	66.5	**4.29**	2.2	SR11	23/9/2014 9:50	28.46	79.7	**5.14**	2.2	SR11	23/9/2014 15:50	29.32	77.0	**4.88**	0.7	SR11	23/9/2014 21:50	28.86	82.1	**5.24**	1.0
SR11	23/9/2014 3:55	28.37	67.2	**4.33**	2.4	SR11	23/9/2014 9:55	28.43	71.9	**4.64**	4.5	SR11	23/9/2014 15:55	29.35	82.9	**5.25**	1.1	SR11	23/9/2014 21:55	28.88	79.8	**5.09**	0.8
SR11	23/9/2014 4:00	28.35	64.3	**4.14**	2.2	SR11	23/9/2014 10:00	28.47	73.4	**4.74**	3.2	SR11	23/9/2014 16:00	29.29	83.2	**5.27**	2.0	SR11	23/9/2014 22:00	28.87	79.8	**5.09**	0.7
SR11	23/9/2014 4:05	28.33	62.1	**4.00**	1.8	SR11	23/9/2014 10:05	28.44	73.6	**4.75**	4.1	SR11	23/9/2014 16:05	29.26	83.0	**5.26**	0.9	SR11	23/9/2014 22:05	28.85	81.3	**5.19**	1.3
SR11	23/9/2014 4:10	28.34	64.2	**4.14**	2.2	SR11	23/9/2014 10:10	28.45	74.5	**4.81**	3.5	SR11	23/9/2014 16:10	29.28	87.7	**5.56**	1.2	SR11	23/9/2014 22:10	28.83	82.1	**5.24**	1.2
SR11	23/9/2014 4:15	28.37	68.1	**4.39**	3.5	SR11	23/9/2014 10:15	28.47	73.8	**4.76**	2.4	SR11	23/9/2014 16:15	29.27	95.7	6.06	2.1	SR11	23/9/2014 22:15	28.82	84.1	**5.37**	1.0
SR11	23/9/2014 4:20	28.36	67.4	**4.35**	3.3	SR11	23/9/2014 10:20	28.54	75.2	**4.85**	2.2	SR11	23/9/2014 16:20	29.29	87.7	**5.56**	0.7	SR11	23/9/2014 22:20	28.83	81.4	**5.20**	2.7
SR11	23/9/2014 4:25	28.38	71.6	**4.61**	3.4	SR11	23/9/2014 10:25	28.53	78.0	**5.02**	1.9	SR11	23/9/2014 16:25	29.27	89.6	**5.68**	4.2	SR11	23/9/2014 22:25	28.81	85.7	**5.48**	3.8
SR11	23/9/2014 4:30	28.35	65.8	**4.24**	3.1	SR11	23/9/2014 10:30	28.46	71.7	**4.63**	1.5	SR11	23/9/2014 16:30	29.26	87.7	**5.56**	0.6	SR11	23/9/2014 22:30	28.83	81.0	**5.18**	1.5
SR11	23/9/2014 4:35	28.35	64.1	**4.14**	4.0	SR11	23/9/2014 10:35	28.55	80.1	**5.16**	1.4	SR11	23/9/2014 16:35	29.29	94.0	**5.96**	0.6	SR11	23/9/2014 22:35	28.84	80.2	**5.12**	0.7
SR11	23/9/2014 4:40	28.38	71.0	**4.58**	3.9	SR11	23/9/2014 10:40	28.46	70.1	**4.52**	1.0	SR11	23/9/2014 16:40	29.28	95.7	6.07	1.8	SR11	23/9/2014 22:40	28.83	80.0	**5.11**	0.9
SR11	23/9/2014 4:45	28.31	64.0	**4.14**	2.3	SR11	23/9/2014 10:45	28.53	73.6	**4.75**	1.8	SR11	23/9/2014 16:45	29.27	93.5	**5.93**	1.4	SR11	23/9/2014 22:45	28.83	80.9	**5.17**	1.0
SR11	23/9/2014 4:50	28.34	64.7	**4.17**	2.9	SR11	23/9/2014 10:50	28.54	66.7	**4.29**	2.4	SR11	23/9/2014 16:50	29.26	96.1	6.10	0.9	SR11	23/9/2014 22:50	28.84	83.8	**5.35**	1.4
SR11	23/9/2014 4:55	28.35	65.0	**4.19**	2.2	SR11	23/9/2014 10:55	28.49	67.8	**4.37**	3.9	SR11	23/9/2014 16:55	29.29	94.4	5.98	0.6	SR11	23/9/2014 22:55	28.81	76.8	**4.90**	2.1
SR11	23/9/2014 5:00	28.29	62.9	**4.07**	4.6	SR11	23/9/2014 11:00	28.54	69.2	**4.46**	2.6	SR11	23/9/2014 17:00	29.27	99.7	6.32	0.8	SR11	23/9/2014 23:00	28.84	77.6	**4.95**	2.1
SR11	23/9/2014 5:05	28.31	64.4	**4.15**	1.9	SR11	23/9/2014 11:05	28.50	69.7	**4.49**	1.9	SR11	23/9/2014 17:05	29.28	96.3	6.11	0.9	SR11	23/9/2014 23:05	28.90	81.4	**5.19**	1.5
SR11	23/9/2014 5:10	28.32	65.4	**4.22**	2.9	SR11	23/9/2014 11:10	28.51	73.2	**4.72**	1.3	SR11	23/9/2014 17:10	29.21	101.7	6.46	0.9	SR11	23/9/2014 23:10	28.87	80.3	**5.12**	1.8
SR11	23/9/2014 5:15	28.33	66.4	**4.28**	1.9	SR11	23/9/2014 11:15	28.46	66.9	**4.32**	3.3	SR11	23/9/2014 17:15	29.22	97.7	6.20	0.8	SR11	23/9/2014 23:15	28.88	79.2	**5.05**	1.4
SR11	23/9/2014 5:20	28.32	65.8	**4.24**	2.1	SR11	23/9/2014 11:20	28.49	69.6	**4.49**	2.3	SR11	23/9/2014 17:20	29.22	97.3	6.17	0.6	SR11	23/9/2014 23:20	28.88	79.3	**5.06**	1.1
SR11	23/9/2014 5:25	28.36	68.0	**4.38**	3.4	SR11	23/9/2014 11:25	28.55	63.5	**4.08**	1.7	SR11	23/9/2014 17:25	29.12	104.6	6.65	1.1	SR11	23/9/2014 23:25	28.87	79.4	**5.06**	1.2
SR11	23/9/2014 5:30	28.35	69.6	**4.48**	2.7	SR11	23/9/2014 11:30	28.60	66.4	**4.27**	0.9	SR11	23/9/2014 17:30	29.13	91.2	**5.80**	1.0	SR11	23/9/2014 23:30	28.88	80.3	**5.13**	1.7
SR11	23/9/2014 5:35	28.34	64.5	**4.17**	2.0	SR11	23/9/2014 11:35	28.72	67.5	**4.34**	1.6	SR11	23/9/2014 17:35	29.13	105.5	6.70	0.8	SR11	23/9/2014 23:35	28.89	79.1	**5.04**	0.9
SR11	23/9/2014 5:40	28.37	72.0	**4.63**	2.6	SR11	23/9/2014 11:40	28.66	65.8	**4.23**	1.8	SR11	23/9/2014 17:40	29.11	93.8	5.97	0.8	SR11	23/9/2014 23:40	28.88	81.1	**5.18**	1.3
SR11	23/9/2014 5:45	28.35	69.3	**4.47**	2.3	SR11	23/9/2014 11:45	28.84	71.2	**4.56**	0.9	SR11	23/9/2014 17:45	29.12	94.3	5.99	1.0	SR11	23/9/2014 23:45	28.88	81.9	**5.23**	1.4
SR11	23/9/2014 5:50	28.35	65.3	**4.22**	2.0	SR11	23/9/2014 11:50	28.77	66.9	**4.30**	2.0	SR11	23/9/2014 17:50	29.11	104.3	6.63	0.7	SR11	23/9/2014 23:50	28.88	83.4	**5.32**	1.0
SR11	23/9/2014 5:55	28.35	69.2	**4.47**	2.2	SR11	23/9/2014 11:55	28.88	73.5	**4.71**	1.1	SR11	23/9/2014 17:55	29.16	96.1	6.10	0.7	SR11	23/9/2014 23:55	28.90	81.7	**5.21**	1.4

Station	Timestamp	Temp (° C)	DO (%)	DO (mg/L)	Tur (NTU)	Station	Timestamp	Temp (° C)	DO (%)	DO (mg/L)	Tur (NTU)	Station	Timestamp	Temp (° C)	DO (%)	DO (mg/L)	Tur (NTU)	Station	Timestamp	Temp (°C)	DO (%)	DO (mg/L)	Tur (NTU)
SR12	23/9/2014 0:01	28.48	60.2	3.91	5.8	SR12	23/9/2014 6:01	28.40	61.6	4.00	5.3	SR12	23/9/2014 12:01	28.55	65.8	4.26	6.0	SR12	23/9/2014 18:01	28.59	66.4	4.30	**13.9**
SR12	23/9/2014 0:06	28.49	60.0	3.90	6.2	SR12	23/9/2014 6:06	28.40	62.4	4.05	5.3	SR12	23/9/2014 12:06	28.54	64.6	4.19	6.9	SR12	23/9/2014 18:06	28.59	66.7	4.32	**15.8**
SR12	23/9/2014 0:11	28.49	60.3	3.91	7.6	SR12	23/9/2014 6:11	28.41	62.1	4.03	5.6	SR12	23/9/2014 12:11	28.55	65.0	4.21	6.3	SR12	23/9/2014 18:11	28.59	67.0	4.34	9.7
SR12	23/9/2014 0:16	28.48	61.3	3.97	9.2	SR12	23/9/2014 6:16	28.40	62.2	4.04	5.6	SR12	23/9/2014 12:16	28.54	66.0	4.28	6.8	SR12	23/9/2014 18:16	28.59	65.8	4.26	**13.4**
SR12	23/9/2014 0:21	28.48	62.3	4.04	**10.0**	SR12	23/9/2014 6:21	28.41	62.0	4.03	5.2	SR12	23/9/2014 12:21	28.53	65.7	4.26	7.5	SR12	23/9/2014 18:21	28.59	66.2	4.29	**12.6**
SR12	23/9/2014 0:26	28.48	62.8	4.07	9.4	SR12	23/9/2014 6:26	28.40	61.8	4.02	5.7	SR12	23/9/2014 12:26	28.52	65.5	4.25	8.3	SR12	23/9/2014 18:26	28.59	65.3	4.23	**12.6**
SR12	23/9/2014 0:31	28.47	64.7	4.20	7.8	SR12	23/9/2014 6:31	28.41	61.7	4.01	5.1	SR12	23/9/2014 12:31	28.53	66.3	4.30	6.9	SR12	23/9/2014 18:31	28.59	66.1	4.28	**13.0**
SR12	23/9/2014 0:36	28.47	64.1	4.16	9.3	SR12	23/9/2014 6:36	28.41	60.3	3.91	5.2	SR12	23/9/2014 12:36	28.55	66.2	4.29	6.8	SR12	23/9/2014 18:36	28.59	64.8	4.19	**11.7**
SR12	23/9/2014 0:41	28.46	66.5	4.32	6.7	SR12	23/9/2014 6:41	28.41	62.4	4.06	8.6	SR12	23/9/2014 12:41	28.55	65.7	4.26	7.4	SR12	23/9/2014 18:41	28.59	65.7	4.26	**11.8**
SR12	23/9/2014 0:46	28.46	66.2	4.30	6.7	SR12	23/9/2014 6:46	28.41	61.3	3.98	5.0	SR12	23/9/2014 12:46	28.56	66.1	4.28	7.9	SR12	23/9/2014 18:46	28.58	65.5	4.25	9.4
SR12	23/9/2014 0:51	28.46	64.8	4.21	6.9	SR12	23/9/2014 6:51	28.40	61.9	4.02	4.9	SR12	23/9/2014 12:51	28.56	66.1	4.28	8.3	SR12	23/9/2014 18:51	28.58	65.4	4.24	**11.6**
SR12	23/9/2014 0:56	28.46	65.4	4.25	7.2	SR12	23/9/2014 6:56	28.40	61.9	4.02	5.4	SR12	23/9/2014 12:56	28.55	66.6	4.32	7.6	SR12	23/9/2014 18:56	28.58	64.5	4.18	**10.1**
SR12	23/9/2014 1:01	28.46	65.1	4.23	7.8	SR12	23/9/2014 7:01	28.41	61.0	3.96	5.0	SR12	23/9/2014 13:01	28.54	68.3	4.43	7.0	SR12	23/9/2014 19:01	28.58	63.7	4.13	**10.0**
SR12	23/9/2014 1:06	28.46	65.1	4.23	7.0	SR12	23/9/2014 7:06	28.41	60.9	3.96	5.9	SR12	23/9/2014 13:06	28.55	67.0	4.35	6.9	SR12	23/9/2014 19:06	28.58	64.2	4.16	**10.1**
SR12	23/9/2014 1:11	28.46	65.1	4.23	7.0	SR12	23/9/2014 7:11	28.41	59.6	3.87	5.2	SR12	23/9/2014 13:11	28.56	66.6	4.32	7.2	SR12	23/9/2014 19:11	28.58	64.6	4.18	**11.1**
SR12	23/9/2014 1:16	28.45	65.8	4.27	6.5	SR12	23/9/2014 7:16	28.40	59.6	3.87	7.0	SR12	23/9/2014 13:16	28.55	68.0	4.41	7.2	SR12	23/9/2014 19:16	28.59	64.7	4.19	**12.5**
SR12	23/9/2014 1:21	28.46	65.1	4.23	6.5	SR12	23/9/2014 7:21	28.39	60.2	3.92	5.3	SR12	23/9/2014 13:21	28.53	67.8	4.40	6.9	SR12	23/9/2014 19:21	28.58	64.6	4.19	**10.0**
SR12	23/9/2014 1:26	28.46	65.0	4.22	6.4	SR12	23/9/2014 7:26	28.41	61.3	3.98	7.8	SR12	23/9/2014 13:26	28.55	67.6	4.38	9.7	SR12	23/9/2014 19:26	28.58	63.9	4.14	**10.2**
SR12	23/9/2014 1:31	28.46	64.8	4.21	6.1	SR12	23/9/2014 7:31	28.42	61.2	3.97	6.9	SR12	23/9/2014 13:31	28.57	66.5	4.31	9.2	SR12	23/9/2014 19:31	28.58	64.5	4.18	**10.6**
SR12	23/9/2014 1:36	28.45	65.3	4.24	6.0	SR12	23/9/2014 7:36	28.41	61.4	3.99	8.2	SR12	23/9/2014 13:36	28.56	66.6	4.32	**10.6**	SR12	23/9/2014 19:36	28.57	64.4	4.17	**11.2**
SR12	23/9/2014 1:41	28.46	65.6	4.26	6.2	SR12	23/9/2014 7:41	28.42	59.8	3.88	7.0	SR12	23/9/2014 13:41	28.57	66.8	4.33	9.6	SR12	23/9/2014 19:41	28.57	63.3	4.10	**11.5**
SR12	23/9/2014 1:46	28.45	66.4	4.31	6.8	SR12	23/9/2014 7:46	28.42	59.7	3.88	8.2	SR12	23/9/2014 13:46	28.60	66.2	4.29	8.1	SR12	23/9/2014 19:46	28.58	63.5	4.11	**10.7**
SR12	23/9/2014 1:51	28.46	66.2	4.30	7.1	SR12	23/9/2014 7:51	28.41	60.0	3.90	7.9	SR12	23/9/2014 13:51	28.57	65.9	4.27	8.3	SR12	23/9/2014 19:51	28.56	63.7	4.13	9.2
SR12	23/9/2014 1:56	28.45	66.3	4.31	7.0	SR12	23/9/2014 7:56	28.42	61.4	3.98	8.5	SR12	23/9/2014 13:56	28.56	66.1	4.28	8.3	SR12	23/9/2014 19:56	28.57	63.7	4.13	**10.9**
SR12	23/9/2014 2:01	28.44	67.1	4.36	7.1	SR12	23/9/2014 8:01	28.43	61.3	3.98	8.9	SR12	23/9/2014 14:01	28.54	66.4	4.31	**11.0**	SR12	23/9/2014 20:01	28.56	63.6	4.12	**11.7**
SR12	23/9/2014 2:06	28.44	66.6	4.33	6.5	SR12	23/9/2014 8:06	28.43	60.7	3.94	9.1	SR12	23/9/2014 14:06	28.53	66.8	4.33	**16.1**	SR12	23/9/2014 20:06	28.57	61.9	4.01	**10.7**
SR12	23/9/2014 2:11	28.44	66.5	4.32	6.7	SR12	23/9/2014 8:11	28.43	60.9	3.95	8.7	SR12	23/9/2014 14:11	28.53	67.5	4.37	**14.3**	SR12	23/9/2014 20:11	28.57	62.0	4.02	**10.5**
SR12	23/9/2014 2:16	28.43	67.4	4.38	6.9	SR12	23/9/2014 8:16	28.43	60.3	3.91	7.0	SR12	23/9/2014 14:16	28.52	67.8	4.40	**13.7**	SR12	23/9/2014 20:16	28.57	61.7	4.00	**10.5**
SR12	23/9/2014 2:21	28.43	67.2	4.37	7.5	SR12	23/9/2014 8:21	28.43	61.6	4.00	7.5	SR12	23/9/2014 14:21	28.52	68.2	4.42	**13.0**	SR12	23/9/2014 20:21	28.57	62.2	4.03	**10.3**
SR12	23/9/2014 2:26	28.43	67.4	4.38	6.1	SR12	23/9/2014 8:26	28.42	61.6	4.00	6.4	SR12	23/9/2014 14:26	28.52	67.9	4.40	**10.6**	SR12	23/9/2014 20:26	28.57	63.0	4.08	**12.0**
SR12	23/9/2014 2:31	28.42	67.3	4.38	6.4	SR12	23/9/2014 8:31	28.42	60.3	3.92	7.2	SR12	23/9/2014 14:31	28.53	67.1	4.35	**10.9**	SR12	23/9/2014 20:31	28.56	63.7	4.13	**12.4**
SR12	23/9/2014 2:36	28.42	67.9	4.41	7.4	SR12	23/9/2014 8:36	28.42	60.5	3.93	7.2	SR12	23/9/2014 14:36	28.52	66.8	4.33	**15.0**	SR12	23/9/2014 20:36	28.56	62.6	4.05	**10.1**
SR12	23/9/2014 2:41	28.42	68.0	4.42	7.3	SR12	23/9/2014 8:41	28.43	60.1	3.90	**10.4**	SR12	23/9/2014 14:41	28.55	69.3	4.49	**15.4**	SR12	23/9/2014 20:41	28.57	62.5	4.05	8.7
SR12	23/9/2014 2:46	28.41	68.3	4.44	7.3	SR12	23/9/2014 8:46	28.43	60.0	3.90	8.8	SR12	23/9/2014 14:46	28.58	70.8	4.58	**12.0**	SR12	23/9/2014 20:46	28.57	62.3	4.03	9.2
SR12	23/9/2014 2:51	28.41	67.6	4.39	6.0	SR12	23/9/2014 8:51	28.43	60.7	3.94	8.5	SR12	23/9/2014 14:51	28.59	71.0	4.60	**11.5**	SR12	23/9/2014 20:51	28.57	61.8	4.00	8.2
SR12	23/9/2014 2:56	28.41	67.4	4.38	7.1	SR12	23/9/2014 8:56	28.43	59.9	3.89	8.5	SR12	23/9/2014 14:56	28.61	72.6	4.70	8.6	SR12	23/9/2014 20:56	28.57	63.5	4.12	7.0
SR12	23/9/2014 3:01	28.41	67.6	4.39	6.9	SR12	23/9/2014 9:01	28.44	61.5	3.99	5.9	SR12	23/9/2014 15:01	28.62	72.7	4.71	8.8	SR12	23/9/2014 21:01	28.58	63.0	4.08	6.9
SR12	23/9/2014 3:06	28.41	66.8	4.34	6.5	SR12	23/9/2014 9:06	28.43	60.9	3.95	7.1	SR12	23/9/2014 15:06	28.60	71.9	4.66	8.8	SR12	23/9/2014 21:06	28.58	62.8	4.07	7.4
SR12	23/9/2014 3:11	28.41	66.3	4.31	7.0	SR12	23/9/2014 9:11	28.43	61.1	3.97	8.0	SR12	23/9/2014 15:11	28.57	71.1	4.60	9.6	SR12	23/9/2014 21:11	28.58	63.2	4.09	7.1
SR12	23/9/2014 3:16	28.41	66.8	4.34	6.7	SR12	23/9/2014 9:16	28.44	61.8	4.01	5.8	SR12	23/9/2014 15:16	28.57	70.7	4.58	**10.1**	SR12	23/9/2014 21:16	28.58	64.4	4.17	7.8
SR12	23/9/2014 3:21	28.41	66.7	4.33	6.6	SR12	23/9/2014 9:21	28.46	62.2	4.03	4.9	SR12	23/9/2014 15:21	28.57	71.8	4.65	9.2	SR12	23/9/2014 21:21	28.58	62.7	4.06	8.0
SR12	23/9/2014 3:26	28.41	66.8	4.34	7.4	SR12	23/9/2014 9:26	28.45	61.2	3.97	5.4	SR12	23/9/2014 15:26	28.57	70.2	4.55	9.5	SR12	23/9/2014 21:26	28.58	63.6	4.12	8.0
SR12	23/9/2014 3:31	28.41	67.0	4.35	7.0	SR12	23/9/2014 9:31	28.49	63.9	4.14	6.8	SR12	23/9/2014 15:31	28.57	71.0	4.60	9.5	SR12	23/9/2014 21:31	28.57	63.7	4.13	5.7
SR12	23/9/2014 3:36	28.41	65.7	4.27	9.2	SR12	23/9/2014 9:36	28.49	63.9	4.14	6.0	SR12	23/9/2014 15:36	28.56	71.6	4.64	**10.1**	SR12	23/9/2014 21:36	28.58	62.5	4.05	5.9
SR12	23/9/2014 3:41	28.40	65.0	4.23	6.4	SR12	23/9/2014 9:41	28.50	64.6	4.19	6.1	SR12	23/9/2014 15:41	28.57	70.8	4.58	9.7	SR12	23/9/2014 21:41	28.57	63.2	4.09	**10.1**
SR12	23/9/2014 3:46	28.40	64.6	4.20	6.3	SR12	23/9/2014 9:46	28.48	64.7	4.20	6.4	SR12	23/9/2014 15:46	28.56	71.0	4.60	**10.3**	SR12	23/9/2014 21:46	28.56	64.1	4.15	**10.1**
SR12	23/9/2014 3:51	28.40	63.8	4.14	6.3	SR12	23/9/2014 9:51	28.50	64.8	4.20	6.0	SR12	23/9/2014 15:51	28.56	70.4	4.56	9.7	SR12	23/9/2014 21:51	28.55	66.5	4.31	6.7
SR12	23/9/2014 3:56	28.40	64.5	4.19	5.8	SR12	23/9/2014 9:56	28.50	64.0	4.15	8.1	SR12	23/9/2014 15:56	28.56	70.7	4.58	8.8	SR12	23/9/2014 21:56	28.56	64.8	4.20	9.2
SR12	23/9/2014 4:01	28.39	67.0	4.36	5.8	SR12	23/9/2014 10:01	28.53	64.8	4.20	5.2	SR12	23/9/2014 16:01	28.57	71.0	4.60	8.5	SR12	23/9/2014 22:01	28.56	65.4	4.23	9.2
SR12	23/9/2014 4:06	28.39	66.1	4.29	6.1	SR12	23/9/2014 10:06	28.53	64.4	4.17	6.2	SR12	23/9/2014 16:06	28.58	71.3	4.62	8.8	SR12	23/9/2014 22:06	28.56	64.4	4.17	9.7
SR12	23/9/2014 4:11	28.40	64.8	4.21	5.4	SR12	23/9/2014 10:11	28.64	64.8	4.19	5.2	SR12	23/9/2014 16:11	28.58	70.9	4.60	8.8	SR12	23/9/2014 22:11	28.56	64.2	4.16	8.0
SR12	23/9/2014 4:16	28.39	65.2	4.24	5.9	SR12	23/9/2014 10:16	28.56	63.9	4.14	6.4	SR12	23/9/2014 16:16	28.58	70.6	4.58	7.8	SR12	23/9/2014 22:16	28.56	63.8	4.13	8.5
SR12	23/9/2014 4:21	28.39	65.6	4.26	6.1	SR12	23/9/2014 10:21	28.51	63.2	4.09	6.2	SR12	23/9/2014 16:21	28.58	70.3	4.55	8.4	SR12	23/9/2014 22:21	28.56	64.2	4.16	9.0
SR12	23/9/2014 4:26	28.39	65.3	4.24	5.0	SR12	23/9/2014 10:26	28.52	63.2	4.10	6.4	SR12	23/9/2014 16:26	28.59	72.6	4.71	6.8	SR12	23/9/2014 22:26	28.56	65.6	4.25	6.0
SR12	23/9/2014 4:31	28.39	64.5	4.19	5.2	SR12	23/9/2014 10:31	28.51	62.9	4.08	6.5	SR12	23/9/2014 16:31	28.58	71.8	4.65	7.1	SR12	23/9/2014 22:31	28.57	65.8	4.26	5.8
SR12	23/9/2014 4:36	28.39	65.7	4.27	6.0	SR12	23/9/2014 10:36	28.56	64.0	4.15	5.7	SR12	23/9/2014 16:36	28.58	72.0	4.66	6.9	SR12	23/9/2014 22:36	28.58	66.6	4.31	5.5
SR12	23/9/2014 4:41	28.40	66.3	4.31	6.4	SR12	23/9/2014 10:41	28.54	63.3	4.10	6.1	SR12	23/9/2014 16:41	28.61	72.5	4.70	7.2	SR12	23/9/2014 22:41	28.58	65.9	4.27	6.0
SR12	23/9/2014 4:46	28.39	65.1	4.23	5.1	SR12	23/9/2014 10:46	28.57	63.4	4.11	6.4	SR12	23/9/2014 16:46	28.60	71.5	4.63	6.6	SR12	23/9/2014 22:46	28.58	66.1	4.28	6.6
SR12	23/9/2014 4:51	28.40	65.1	4.23	5.9	SR12	23/9/2014 10:51	28.57	63.5	4.11	5.3	SR12	23/9/2014 16:51	28.59	71.3	4.62	6.7	SR12	23/9/2014 22:51	28.58	65.3	4.24	6.5
SR12	23/9/2014 4:56	28.40	65.1	4.23	8.5	SR12	23/9/2014 10:56	28.51	63.7	4.13	6.1	SR12	23/9/2014 16:56	28.59	70.9	4.59	6.7	SR12	23/9/2014 22:56	28.58	65.2	4.23	6.2
SR12	23/9/2014 5:01	28.40	65.1	4.23	7.7	SR12	23/9/2014 11:01	28.51	63.3	4.11	8.9	SR12	23/9/2014 17:01	28.59	71.2	4.61	7.3	SR12	23/9/2014 23:01	28.59	66.2	4.29	7.1
SR12	23/9/2014 5:06	28.40	64.6	4.20	6.1	SR12	23/9/2014 11:06	28.49	63.5	4.12	6.6	SR12	23/9/2014 17:06	28.59	70.0	4.53	7.6	SR12	23/9/2014 23:06	28.58	64.9	4.21	7.4
SR12	23/9/2014 5:11	28.40	63.5	4.12	5.3	SR12	23/9/2014 11:11	28.46	64.1	4.16	6.3	SR12	23/9/2014 17:11	28.58	70.1	4.54	7.2	SR12	23/9/2014 23:11	28.59	67.0	4.35	7.0
SR12	23/9/2014 5:16	28.41	63.3	4.11	5.7	SR12	23/9/2014 11:16	28.45	64.0	4.16	6.9	SR12	23/9/2014 17:16	28.59	70.7	4.58	7.8	SR12	23/9/2014 23:16	28.59	67.9	4.40	7.0
SR12	23/9/2014 5:21	28.41	63.4	4.12	6.0	SR12	23/9/2014 11:21	28.46	63.2	4.10	6.3	SR12	23/9/2014 17:21	28.58	70.4	4.56	7.2	SR12	23/9/2014 23:21	28.59	68.4	4.43	6.8
SR12	23/9/2014 5:26	28.41	62.6	4.06	6.5	SR12	23/9/2014 11:26	28.61	64.6	4.18	4.7	SR12	23/9/2014 17:26	28.59	69.6	4.51	8.1	SR12	23/9/2014 23:26	28.59	68.3	4.43	6.9
SR12	23/9/2014 5:31	28.41	62.7	4.07	6.6	SR12	23/9/2014 11:31	28.51	63.3	4.11	7.7	SR12	23/9/2014 17:31	28.59	69.1	4.47	7.9	SR12	23/9/2014 23:31	28.59	68.0	4.41	6.9
SR12	23/9/2014 5:36	28.41	62.2	4.04	7.5	SR12	23/9/2014 11:36	28.49	62.9	4.08	7.5	SR12	23/9/2014 17:36	28.59	68.8	4.46	9.9	SR12	23/9/2014 23:36	28.58	68.0	4.41	6.5
SR12	23/9/2014 5:41	28.41	63.1	4.10	6.1	SR12	23/9/2014 11:41	28.50	62.8	4.08	8.0	SR12	23/9/2014 17:41	28.58	68.4	4.43	**10.4**	SR12	23/9/2014 23:41	28.59	69.0	4.47	6.4
SR12	23/9/2014 5:46	28.42	62.8	4.08	6.0	SR12	23/9/2014 11:46	28.51	63.6	4.12	6.6	SR12	23/9/2014 17:46	28.59	67.8	4.39	**10.5**	SR12	23/9/2014 23:46	28.59	70.1	4.55	6.2
SR12	23/9/2014 5:51	28.41	61.8	4.01	5.6	SR12	23/9/2014 11:51	28.49	62.8	4.07	8.0	SR12	23/9/2014 17:51	28.59	67.5	4.37	**12.7**	SR12	23/9/2014 23:51	28.59	69.8	4.53	6.0
SR12	23/9/2014 5:56	28.41	61.4	3.99	5.2	SR12	23/9/2014 11:56	28.54	64.2	4.16	6.7	SR12	23/9/2014 17:56	28.59	67.3	4.36	**13.4**	SR12	23/9/2014 23:56	28.59	70.9	4.60	6.0

Station	Timestamp	Temp (° C)	DO (%)	DO (mg/L)	Tur (NTU)	Station	Timestamp	Temp (° C)	DO (%)	DO (mg/L)	Tur (NTU)	Station	Timestamp	Temp (° C)	DO (%)	DO (mg/L)	Tur (NTU)	Station	Timestamp	Temp (°C)	DO (%)	DO (mg/L)	Tur (NTU)
SR13	23/9/2014 0:00	28.51	61.7	**4.03**	2.8	SR13	23/9/2014 6:00	28.44	60.6	**3.96**	4.6	SR13	23/9/2014 12:00	28.53	64.8	**4.22**	7.0	SR13	23/9/2014 18:00	28.68	65.9	**4.29**	3.5
SR13	23/9/2014 0:05	28.51	61.1	**3.99**	2.8	SR13	23/9/2014 6:05	28.43	61.8	**4.04**	5.6	SR13	23/9/2014 12:05	28.54	64.2	**4.19**	6.4	SR13	23/9/2014 18:05	28.66	65.4	**4.26**	3.3
SR13	23/9/2014 0:10	28.50	61.5	**4.02**	3.0	SR13	23/9/2014 6:10	28.43	61.8	**4.04**	5.6	SR13	23/9/2014 12:10	28.54	64.0	**4.18**	6.2	SR13	23/9/2014 18:10	28.68	65.7	**4.28**	3.6
SR13	23/9/2014 0:15	28.50	60.7	**3.97**	2.3	SR13	23/9/2014 6:15	28.43	61.6	**4.03**	5.3	SR13	23/9/2014 12:15	28.54	63.7	**4.16**	6.6	SR13	23/9/2014 18:15	28.68	65.3	**4.25**	3.2
SR13	23/9/2014 0:20	28.50	59.3	**3.87**	2.1	SR13	23/9/2014 6:20	28.41	61.2	**4.00**	4.5	SR13	23/9/2014 12:20	28.53	63.4	**4.14**	5.6	SR13	23/9/2014 18:20	28.67	65.5	**4.26**	3.0
SR13	23/9/2014 0:25	28.49	60.7	**3.97**	2.7	SR13	23/9/2014 6:25	28.43	62.9	**4.12**	8.1	SR13	23/9/2014 12:25	28.52	63.2	**4.12**	6.4	SR13	23/9/2014 18:25	28.67	65.1	**4.24**	2.9
SR13	23/9/2014 0:30	28.48	61.0	**3.99**	2.6	SR13	23/9/2014 6:30	28.43	64.6	**4.23**	8.5	SR13	23/9/2014 12:30	28.53	63.2	**4.13**	5.3	SR13	23/9/2014 18:30	28.67	65.1	**4.24**	3.0
SR13	23/9/2014 0:35	28.48	61.1	**3.99**	2.5	SR13	23/9/2014 6:35	28.43	63.3	**4.14**	7.2	SR13	23/9/2014 12:35	28.53	62.9	**4.10**	4.8	SR13	23/9/2014 18:35	28.66	64.5	**4.20**	2.3
SR13	23/9/2014 0:40	28.49	62.3	**4.07**	2.5	SR13	23/9/2014 6:40	28.43	62.9	**4.11**	6.6	SR13	23/9/2014 12:40	28.52	63.0	**4.11**	5.8	SR13	23/9/2014 18:40	28.67	63.8	**4.16**	2.1
SR13	23/9/2014 0:45	28.49	61.7	**4.03**	2.4	SR13	23/9/2014 6:45	28.43	63.3	**4.14**	8.9	SR13	23/9/2014 12:45	28.52	63.1	**4.12**	5.8	SR13	23/9/2014 18:45	28.64	66.4	**4.32**	2.9
SR13	23/9/2014 0:50	28.50	62.9	**4.11**	2.9	SR13	23/9/2014 6:50	28.42	63.4	**4.14**	6.6	SR13	23/9/2014 12:50	28.51	62.0	**4.05**	4.8	SR13	23/9/2014 18:50	28.65	66.5	**4.33**	3.1
SR13	23/9/2014 0:55	28.49	62.6	**4.09**	2.4	SR13	23/9/2014 6:55	28.42	63.5	**4.15**	6.4	SR13	23/9/2014 12:55	28.51	63.4	**4.14**	5.7	SR13	23/9/2014 18:55	28.64	65.1	**4.25**	2.5
SR13	23/9/2014 1:00	28.49	61.7	**4.03**	2.6	SR13	23/9/2014 7:00	28.40	63.5	**4.15**	5.6	SR13	23/9/2014 13:00	28.52	62.2	**4.06**	4.1	SR13	23/9/2014 19:00	28.65	65.2	**4.25**	2.4
SR13	23/9/2014 1:05	28.49	62.6	**4.09**	2.3	SR13	23/9/2014 7:05	28.41	63.6	**4.16**	5.4	SR13	23/9/2014 13:05	28.65	64.4	**4.20**	3.6	SR13	23/9/2014 19:05	28.66	65.0	**4.24**	2.7
SR13	23/9/2014 1:10	28.49	62.6	**4.09**	2.7	SR13	23/9/2014 7:10	28.42	63.6	**4.16**	5.6	SR13	23/9/2014 13:10	28.78	66.7	**4.33**	2.8	SR13	23/9/2014 19:10	28.65	65.4	**4.26**	2.2
SR13	23/9/2014 1:15	28.49	62.5	**4.08**	2.5	SR13	23/9/2014 7:15	28.42	63.2	**4.14**	6.2	SR13	23/9/2014 13:15	28.62	63.3	**4.12**	3.6	SR13	23/9/2014 19:15	28.65	66.3	**4.32**	2.5
SR13	23/9/2014 1:20	28.49	62.6	**4.09**	3.6	SR13	23/9/2014 7:20	28.42	62.9	**4.11**	5.3	SR13	23/9/2014 13:20	28.56	61.7	**4.02**	4.3	SR13	23/9/2014 19:20	28.64	66.5	**4.34**	3.6
SR13	23/9/2014 1:25	28.49	62.2	**4.06**	2.1	SR13	23/9/2014 7:25	28.41	63.4	**4.15**	5.4	SR13	23/9/2014 13:25	28.77	63.6	**4.14**	2.7	SR13	23/9/2014 19:25	28.64	66.8	**4.35**	3.3
SR13	23/9/2014 1:30	28.49	62.7	**4.09**	3.0	SR13	23/9/2014 7:30	28.41	63.3	**4.14**	4.9	SR13	23/9/2014 13:30	28.74	65.4	**4.25**	2.6	SR13	23/9/2014 19:30	28.64	66.3	**4.32**	2.8
SR13	23/9/2014 1:35	28.49	62.2	**4.06**	2.3	SR13	23/9/2014 7:35	28.41	63.4	**4.15**	5.3	SR13	23/9/2014 13:35	28.86	66.5	**4.32**	2.4	SR13	23/9/2014 19:35	28.63	66.6	**4.34**	4.0
SR13	23/9/2014 1:40	28.49	62.1	**4.06**	2.6	SR13	23/9/2014 7:40	28.41	62.7	**4.10**	4.7	SR13	23/9/2014 13:40	28.90	67.4	**4.37**	2.2	SR13	23/9/2014 19:40	28.63	66.8	**4.35**	3.4
SR13	23/9/2014 1:45	28.48	61.4	**4.01**	2.5	SR13	23/9/2014 7:45	28.41	62.5	**4.09**	3.9	SR13	23/9/2014 13:45	28.86	66.5	**4.32**	2.1	SR13	23/9/2014 19:45	28.63	66.3	**4.32**	2.8
SR13	23/9/2014 1:50	28.49	63.8	**4.17**	5.2	SR13	23/9/2014 7:50	28.42	64.0	**4.19**	6.2	SR13	23/9/2014 13:50	28.86	66.5	**4.32**	2.3	SR13	23/9/2014 19:50	28.63	66.5	**4.33**	2.7
SR13	23/9/2014 1:55	28.49	63.3	**4.14**	4.9	SR13	23/9/2014 7:55	28.42	63.4	**4.15**	5.8	SR13	23/9/2014 13:55	28.92	67.5	**4.38**	2.0	SR13	23/9/2014 19:55	28.63	66.4	**4.33**	2.9
SR13	23/9/2014 2:00	28.49	63.1	**4.12**	4.8	SR13	23/9/2014 8:00	28.43	63.5	**4.15**	8.4	SR13	23/9/2014 14:00	28.89	66.6	**4.32**	2.1	SR13	23/9/2014 20:00	28.63	65.6	**4.28**	2.4
SR13	23/9/2014 2:05	28.49	62.7	**4.09**	4.5	SR13	23/9/2014 8:05	28.43	63.2	**4.13**	8.6	SR13	23/9/2014 14:05	28.84	66.5	**4.32**	2.1	SR13	23/9/2014 20:05	28.63	66.5	**4.34**	3.3
SR13	23/9/2014 2:10	28.49	62.6	**4.09**	4.7	SR13	23/9/2014 8:10	28.43	63.0	**4.12**	6.7	SR13	23/9/2014 14:10	28.88	67.2	**4.36**	2.3	SR13	23/9/2014 20:10	28.63	66.1	**4.31**	2.5
SR13	23/9/2014 2:15	28.49	62.6	**4.09**	3.6	SR13	23/9/2014 8:15	28.43	62.5	**4.08**	5.9	SR13	23/9/2014 14:15	28.99	67.9	**4.40**	1.4	SR13	23/9/2014 20:15	28.63	66.4	**4.33**	3.4
SR13	23/9/2014 2:20	28.49	62.8	**4.10**	3.8	SR13	23/9/2014 8:20	28.42	62.7	**4.10**	5.9	SR13	23/9/2014 14:20	28.93	67.7	**4.39**	1.4	SR13	23/9/2014 20:20	28.63	67.7	**4.41**	3.5
SR13	23/9/2014 2:25	28.49	62.4	**4.08**	3.5	SR13	23/9/2014 8:25	28.43	63.0	**4.12**	6.2	SR13	23/9/2014 14:25	28.95	68.1	**4.42**	1.7	SR13	23/9/2014 20:25	28.63	67.1	**4.38**	4.6
SR13	23/9/2014 2:30	28.49	62.4	**4.07**	3.7	SR13	23/9/2014 8:30	28.42	63.2	**4.13**	6.2	SR13	23/9/2014 14:30	28.91	68.0	**4.41**	1.9	SR13	23/9/2014 20:30	28.63	66.9	**4.36**	4.2
SR13	23/9/2014 2:35	28.45	61.8	**4.04**	3.4	SR13	23/9/2014 8:35	28.43	62.9	**4.11**	7.1	SR13	23/9/2014 14:35	28.87	67.1	**4.36**	1.5	SR13	23/9/2014 20:35	28.62	66.7	**4.35**	3.3
SR13	23/9/2014 2:40	28.48	62.5	**4.08**	4.0	SR13	23/9/2014 8:40	28.43	62.8	**4.11**	6.0	SR13	23/9/2014 14:40	28.88	67.2	**4.36**	1.8	SR13	23/9/2014 20:40	28.62	66.7	**4.35**	3.2
SR13	23/9/2014 2:45	28.47	64.0	**4.18**	4.3	SR13	23/9/2014 8:45	28.43	62.4	**4.08**	9.3	SR13	23/9/2014 14:45	28.88	66.6	**4.32**	2.1	SR13	23/9/2014 20:45	28.62	66.4	**4.33**	2.5
SR13	23/9/2014 2:50	28.48	63.2	**4.13**	4.9	SR13	23/9/2014 8:50	28.44	63.7	**4.17**	9.7	SR13	23/9/2014 14:50	28.78	64.2	**4.18**	2.9	SR13	23/9/2014 20:50	28.62	66.1	**4.31**	2.7
SR13	23/9/2014 2:55	28.48	63.4	**4.14**	3.7	SR13	23/9/2014 8:55	28.44	63.6	**4.16**	7.7	SR13	23/9/2014 14:55	28.79	65.3	**4.25**	2.7	SR13	23/9/2014 20:55	28.62	66.5	**4.33**	3.2
SR13	23/9/2014 3:00	28.48	62.9	**4.11**	3.4	SR13	23/9/2014 9:00	28.43	63.4	**4.14**	11.1	SR13	23/9/2014 15:00	28.79	66.3	**4.31**	2.5	SR13	23/9/2014 21:00	28.62	65.9	**4.30**	2.3
SR13	23/9/2014 3:05	28.47	63.3	**4.13**	3.3	SR13	23/9/2014 9:05	28.44	63.4	**4.14**	**14.0**	SR13	23/9/2014 15:05	28.77	65.3	**4.25**	2.8	SR13	23/9/2014 21:05	28.62	65.7	**4.28**	2.5
SR13	23/9/2014 3:10	28.48	62.8	**4.10**	3.2	SR13	23/9/2014 9:10	28.43	63.1	**4.12**	**15.4**	SR13	23/9/2014 15:10	28.79	65.5	**4.26**	2.2	SR13	23/9/2014 21:10	28.62	65.8	**4.29**	2.9
SR13	23/9/2014 3:15	28.47	63.0	**4.12**	3.3	SR13	23/9/2014 9:15	28.43	62.9	**4.11**	10.4	SR13	23/9/2014 15:15	28.79	65.6	**4.26**	2.8	SR13	23/9/2014 21:15	28.61	66.3	**4.32**	2.3
SR13	23/9/2014 3:20	28.45	62.4	**4.08**	4.1	SR13	23/9/2014 9:20	28.43	62.5	**4.09**	8.6	SR13	23/9/2014 15:20	28.70	63.1	**4.11**	4.2	SR13	23/9/2014 21:20	28.62	65.7	**4.28**	3.0
SR13	23/9/2014 3:25	28.47	62.5	**4.09**	4.7	SR13	23/9/2014 9:25	28.44	63.1	**4.12**	10.6	SR13	23/9/2014 15:25	28.70	63.1	**4.11**	5.0	SR13	23/9/2014 21:25	28.62	65.9	**4.30**	3.5
SR13	23/9/2014 3:30	28.45	61.4	**4.02**	3.3	SR13	23/9/2014 9:30	28.45	63.5	**4.15**	9.7	SR13	23/9/2014 15:30	28.72	64.2	**4.18**	3.5	SR13	23/9/2014 21:30	28.62	65.0	**4.24**	2.4
SR13	23/9/2014 3:35	28.46	62.9	**4.11**	5.1	SR13	23/9/2014 9:35	28.45	63.8	**4.17**	8.8	SR13	23/9/2014 15:35	28.70	63.1	**4.11**	4.4	SR13	23/9/2014 21:35	28.62	65.8	**4.29**	3.4
SR13	23/9/2014 3:40	28.48	63.1	**4.12**	**14.6**	SR13	23/9/2014 9:40	28.44	64.8	**4.23**	12.2	SR13	23/9/2014 15:40	28.71	63.4	**4.13**	4.5	SR13	23/9/2014 21:40	28.62	65.3	**4.25**	4.7
SR13	23/9/2014 3:45	28.48	62.3	**4.07**	12.0	SR13	23/9/2014 9:45	28.44	64.4	**4.21**	10.7	SR13	23/9/2014 15:45	28.72	64.7	**4.21**	3.0	SR13	23/9/2014 21:45	28.62	64.5	**4.21**	3.0
SR13	23/9/2014 3:50	28.47	62.1	**4.06**	10.6	SR13	23/9/2014 9:50	28.44	64.4	**4.21**	9.3	SR13	23/9/2014 15:50	28.73	64.3	**4.18**	3.2	SR13	23/9/2014 21:50	28.62	64.9	**4.23**	4.9
SR13	23/9/2014 3:55	28.47	61.7	**4.03**	8.1	SR13	23/9/2014 9:55	28.44	64.3	**4.20**	10.6	SR13	23/9/2014 15:55	28.70	63.1	**4.11**	3.9	SR13	23/9/2014 21:55	28.61	64.2	**4.19**	4.4
SR13	23/9/2014 4:00	28.47	61.9	**4.05**	7.3	SR13	23/9/2014 10:00	28.44	64.1	**4.19**	10.2	SR13	23/9/2014 16:00	28.71	63.7	**4.15**	3.5	SR13	23/9/2014 22:00	28.61	64.1	**4.18**	3.9
SR13	23/9/2014 4:05	28.47	62.6	**4.09**	8.1	SR13	23/9/2014 10:05	28.51	65.1	**4.25**	5.8	SR13	23/9/2014 16:05	28.73	64.0	**4.17**	3.5	SR13	23/9/2014 22:05	28.61	65.2	**4.25**	3.9
SR13	23/9/2014 4:10	28.47	61.9	**4.05**	6.6	SR13	23/9/2014 10:10	28.51	65.2	**4.26**	6.3	SR13	23/9/2014 16:10	28.77	65.0	**4.23**	3.7	SR13	23/9/2014 22:10	28.61	64.7	**4.22**	3.8
SR13	23/9/2014 4:15	28.47	61.6	**4.02**	6.3	SR13	23/9/2014 10:15	28.55	65.2	**4.25**	4.9	SR13	23/9/2014 16:15	28.72	63.8	**4.15**	4.0	SR13	23/9/2014 22:15	28.61	64.0	**4.17**	3.1
SR13	23/9/2014 4:20	28.47	61.6	**4.03**	7.7	SR13	23/9/2014 10:20	28.53	65.3	**4.26**	4.7	SR13	23/9/2014 16:20	28.69	62.2	**4.06**	3.8	SR13	23/9/2014 22:20	28.61	64.7	**4.21**	3.4
SR13	23/9/2014 4:25	28.47	61.6	**4.02**	7.5	SR13	23/9/2014 10:25	28.51	65.3	**4.26**	5.9	SR13	23/9/2014 16:25	28.76	63.8	**4.15**	3.4	SR13	23/9/2014 22:25	28.61	63.8	**4.16**	3.1
SR13	23/9/2014 4:30	28.47	61.2	**4.00**	6.3	SR13	23/9/2014 10:30	28.53	65.0	**4.24**	4.5	SR13	23/9/2014 16:30	28.74	63.7	**4.14**	3.4	SR13	23/9/2014 22:30	28.61	63.6	**4.15**	2.8
SR13	23/9/2014 4:35	28.45	64.4	**4.21**	7.4	SR13	23/9/2014 10:35	28.51	64.9	**4.24**	4.8	SR13	23/9/2014 16:35	28.70	62.4	**4.07**	3.3	SR13	23/9/2014 22:35	28.61	63.7	**4.15**	3.6
SR13	23/9/2014 4:40	28.46	63.7	**4.16**	7.8	SR13	23/9/2014 10:40	28.54	65.1	**4.25**	4.4	SR13	23/9/2014 16:40	28.74	65.2	**4.24**	3.4	SR13	23/9/2014 22:40	28.61	63.8	**4.16**	2.7
SR13	23/9/2014 4:45	28.46	62.9	**4.11**	7.7	SR13	23/9/2014 10:45	28.54	64.9	**4.24**	4.4	SR13	23/9/2014 16:45	28.69	65.3	**4.25**	4.0	SR13	23/9/2014 22:45	28.61	64.7	**4.21**	4.2
SR13	23/9/2014 4:50	28.45	62.2	**4.07**	7.4	SR13	23/9/2014 10:50	28.55	64.9	**4.24**	4.2	SR13	23/9/2014 16:50	28.70	65.4	**4.26**	6.5	SR13	23/9/2014 22:50	28.61	66.5	**4.33**	5.9
SR13	23/9/2014 4:55	28.46	62.8	**4.11**	7.0	SR13	23/9/2014 10:55	28.52	64.6	**4.22**	4.0	SR13	23/9/2014 16:55	28.69	64.4	**4.19**	7.0	SR13	23/9/2014 22:55	28.61	66.1	**4.31**	5.5
SR13	23/9/2014 5:00	28.44	62.8	**4.10**	7.3	SR13	23/9/2014 11:00	28.52	64.3	**4.20**	4.2	SR13	23/9/2014 17:00	28.70	64.8	**4.22**	10.7	SR13	23/9/2014 23:00	28.61	65.4	**4.26**	5.8
SR13	23/9/2014 5:05	28.45	62.5	**4.08**	6.6	SR13	23/9/2014 11:05	28.51	64.5	**4.21**	4.2	SR13	23/9/2014 17:05	28.73	66.1	**4.30**	3.8	SR13	23/9/2014 23:05	28.61	65.2	**4.25**	4.6
SR13	23/9/2014 5:10	28.45	62.6	**4.09**	7.1	SR13	23/9/2014 11:10	28.51	63.8	**4.17**	3.4	SR13	23/9/2014 17:10	28.74	66.7	**4.34**	3.3	SR13	23/9/2014 23:10	28.61	65.0	**4.23**	4.6
SR13	23/9/2014 5:15	28.45	62.9	**4.11**	6.9	SR13	23/9/2014 11:15	28.54	64.2	**4.19**	3.6	SR13	23/9/2014 17:15	28.74	67.3	**4.38**	3.0	SR13	23/9/2014 23:15	28.61	64.2	**4.19**	3.4
SR13	23/9/2014 5:20	28.44	62.1	**4.06**	6.4	SR13	23/9/2014 11:20	28.56	64.1	**4.18**	3.1	SR13	23/9/2014 17:20	28.73	67.2	**4.37**	2.8	SR13	23/9/2014 23:20	28.61	64.9	**4.23**	4.8
SR13	23/9/2014 5:25	28.45	62.2	**4.07**	6.2	SR13	23/9/2014 11:25	28.62	65.0	**4.23**	2.8	SR13	23/9/2014 17:25	28.72	67.5	**4.39**	2.3	SR13	23/9/2014 23:25	28.61	64.4	**4.19**	3.7
SR13	23/9/2014 5:30	28.45	61.3	**4.01**	4.8	SR13	23/9/2014 11:30	28.60	65.0	**4.24**	3.6	SR13	23/9/2014 17:30	28.71	67.1	**4.37**	2.6	SR13	23/9/2014 23:30	28.61	64.4	**4.20**	4.7
SR13	23/9/2014 5:35	28.44	61.7	**4.03**	5.3	SR13	23/9/2014 11:35	28.65	65.3	**4.26**	3.2	SR13	23/9/2014 17:35	28.68	67.2	**4.38**	2.8	SR13	23/9/2014 23:35	28.60	64.0	**4.17**	3.6
SR13	23/9/2014 5:40	28.42	60.6	**3.96**	3.6	SR13	23/9/2014 11:40	28.63	65.4	**4.26**	3.3	SR13	23/9/2014 17:40	28.68	66.4	**4.32**	3.7	SR13	23/9/2014 23:40	28.61	65.5	**4.27**	5.9
SR13	23/9/2014 5:45	28.43	60.8	**3.98**	4.5	SR13	23/9/2014 11:45	28.61	66.0	**4.30**	3.9	SR13	23/9/2014 17:45	28.68	65.8	**4.29**	3.3	SR13	23/9/2014 23:45	28.61	64.7	**4.21**	4.6
SR13	23/9/2014 5:50	28.43	61.0	**3.99**	5.4	SR13	23/9/2014 11:50	28.50	64.0	**4.18**	6.1	SR13	23/9/2014 17:50	28.68	65.8	**4.29**	3.3	SR13	23/9/2014 23:50	28.60	63.7	**4.15**	3.7
SR13	23/9/2014 5:55	28.45	61.5	**4.02**	5.2	SR13	23/9/2014 11:55	28.54	65.2	**4.26**	5.6	SR13	23/9/2014 17:55	28.68	66.4	**4.32**	3.5	SR13	23/9/2014 23:55	28.60	63.5	**4.14**	4.0

Station	Timestamp	NH_3 (mg/L)				Station	Timestamp	NH_3 (mg/L)			
SR4	23/9/2014 0:17	0.04				SR12	23/9/2014 0:17	0.04			
SR4	23/9/2014 0:37	0.05				SR12	23/9/2014 0:37	0.04			
SR4	23/9/2014 0:57	0.05				SR12	23/9/2014 0:57	0.05			
SR4	23/9/2014 1:17	0.05				SR12	23/9/2014 1:17	0.04			
SR4	23/9/2014 1:37	0.05				SR12	23/9/2014 1:37	0.05			
SR4	23/9/2014 1:57	0.04				SR12	23/9/2014 1:57	0.04			
SR4	23/9/2014 2:17	0.04				SR12	23/9/2014 2:17	0.05			
SR4	23/9/2014 2:37	0.05				SR12	23/9/2014 2:37	0.04			
SR4	23/9/2014 2:57	0.05				SR12	23/9/2014 2:57	0.05			
SR4	23/9/2014 3:17	0.04				SR12	23/9/2014 3:17	0.05			
SR4	23/9/2014 3:37	0.05				SR12	23/9/2014 3:37	0.04			
SR4	23/9/2014 3:57	0.05				SR12	23/9/2014 3:57	0.04			
SR4	23/9/2014 4:17	0.04				SR12	23/9/2014 4:17	0.05			
SR4	23/9/2014 4:37	0.06				SR12	23/9/2014 4:37	0.06			
SR4	23/9/2014 4:57	0.05				SR12	23/9/2014 4:57	0.06			
SR4	23/9/2014 5:17	0.05				SR12	23/9/2014 5:17	0.05			
SR4	23/9/2014 5:37	0.05				SR12	23/9/2014 5:37	0.05			
SR4	23/9/2014 5:57	0.05				SR12	23/9/2014 5:57	0.05			
SR4						SR12					
SR4	23/9/2014 6:37	0.04				SR12	23/9/2014 6:37	0.05			
SR4	23/9/2014 6:57	0.04				SR12	23/9/2014 6:57	0.06			
SR4	23/9/2014 7:17	0.04				SR12	23/9/2014 7:17	0.05			
SR4	23/9/2014 7:37	0.04				SR12	23/9/2014 7:37	0.05			
SR4	23/9/2014 7:57	0.05				SR12	23/9/2014 7:57	0.05			
SR4	23/9/2014 8:17	0.05				SR12	23/9/2014 8:17	0.05			
SR4	23/9/2014 8:37	0.05				SR12	23/9/2014 8:37	0.04			
SR4	23/9/2014 8:57	0.04				SR12	23/9/2014 8:57	0.04			
SR4	23/9/2014 9:17	0.04				SR12	23/9/2014 9:17	0.05			
SR4	23/9/2014 9:37	0.05				SR12	23/9/2014 9:37	0.05			
SR4	23/9/2014 9:57	0.05				SR12	23/9/2014 9:57	0.04			
SR4	23/9/2014 10:17	0.04				SR12	23/9/2014 10:17	0.05			
SR4	23/9/2014 10:37	0.05				SR12	23/9/2014 10:37	0.05			
SR4	23/9/2014 10:57	0.06				SR12	23/9/2014 10:57	0.05			
SR4	23/9/2014 11:17	0.06				SR12	23/9/2014 11:17	0.05			
SR4	23/9/2014 11:37	0.06				SR12	23/9/2014 11:37	0.05			
SR4	23/9/2014 11:57	0.05				SR12	23/9/2014 11:57	0.05			
SR4	23/9/2014 12:17	0.05				SR12	23/9/2014 12:17	0.04			
SR4	23/9/2014 12:37	0.05				SR12	23/9/2014 12:37	0.04			
SR4	23/9/2014 12:57	0.05				SR12	23/9/2014 12:57	0.04			
SR4	23/9/2014 13:17	0.05				SR12	23/9/2014 13:17	0.04			
SR4	23/9/2014 13:37	0.04				SR12	23/9/2014 13:37	0.03			
SR4	23/9/2014 13:57	0.05				SR12	23/9/2014 13:57	0.05			
SR4	23/9/2014 14:17	0.04				SR12	23/9/2014 14:17	0.05			
SR4	23/9/2014 14:37	0.04				SR12	23/9/2014 14:37	0.05			
SR4	23/9/2014 14:57	0.04				SR12	23/9/2014 14:57	0.05			
SR4	23/9/2014 15:17	0.04				SR12	23/9/2014 15:17	0.05			
SR4	23/9/2014 15:37	0.04				SR12	23/9/2014 15:37	0.05			
SR4	23/9/2014 15:57	0.04				SR12	23/9/2014 15:57	0.06			
SR4	23/9/2014 16:17	0.04				SR12	23/9/2014 16:17	0.05			
SR4	23/9/2014 16:37	0.05				SR12	23/9/2014 16:37	0.05			
SR4	23/9/2014 16:57	0.05				SR12	23/9/2014 16:57	0.05			
SR4	23/9/2014 17:17	0.05				SR12	23/9/2014 17:17	0.05			
SR4	23/9/2014 17:37	0.04				SR12	23/9/2014 17:37	0.05			
SR4	23/9/2014 17:57	0.04				SR12	23/9/2014 17:57	0.04			
SR4	23/9/2014 18:17	0.05				SR12	23/9/2014 18:17	0.04			
SR4	23/9/2014 18:37	0.05				SR12	23/9/2014 18:37	0.04			
SR4	23/9/2014 18:57	0.04				SR12	23/9/2014 18:57	0.05			
SR4	23/9/2014 19:17	0.05				SR12	23/9/2014 19:17	0.05			
SR4	23/9/2014 19:37	0.05				SR12	23/9/2014 19:37	0.06			
SR4	23/9/2014 19:57	0.04				SR12	23/9/2014 19:57	0.05			
SR4	23/9/2014 20:17	0.03				SR12	23/9/2014 20:17	0.04			
SR4	23/9/2014 20:37	0.03				SR12	23/9/2014 20:37	0.05			
SR4	23/9/2014 20:57	0.05				SR12	23/9/2014 20:57	0.05			
SR4	23/9/2014 21:17	0.05				SR12	23/9/2014 21:17	0.06			
SR4	23/9/2014 21:37	0.05				SR12	23/9/2014 21:37	0.05			
SR4	23/9/2014 21:57	0.05				SR12	23/9/2014 21:57	0.06			
SR4	23/9/2014 22:17	0.05				SR12	23/9/2014 22:17	0.06			
SR4	23/9/2014 22:37	0.05				SR12	23/9/2014 22:37	0.05			
SR4	23/9/2014 22:57	0.05				SR12	23/9/2014 22:57	0.05			
SR4	23/9/2014 23:17	0.04				SR12	23/9/2014 23:17	0.04			
SR4	23/9/2014 23:37	0.04				SR12	23/9/2014 23:37	0.05			
SR4	23/9/2014 23:57	0.04				SR12	23/9/2014 23:57	0.04			

Remark: Fonts with underline: Action Level Exceedance
Fonts with bold and underline: Limit Level Exceedance
Automatic Instrument calibration of NH3-N monitor was carried out during 5:57-6:37 at SR4 and SR12.
SR5 monitoring station was under maintenance during 13:20-13:40.
SR9 monitoring station was under maintenance during 11:40-12:20.
SR10 monitoring station was under maintenance during 15:15-15:45.

Station	Timestamp	Temp (° C)	DO (%)	DO (mg/L)	Tur (NTU)	Station	Timestamp	Temp (° C)	DO (%)	DO (mg/L)	Tur (NTU)	Station	Timestamp	Temp (° C)	DO (%)	DO (mg/L)	Tur (NTU)	Station	Timestamp	Temp (°C)	DO (%)	DO (mg/L)	Tur (NTU)
SR4	24/9/2014 0:01	28.53	79.8	5.33	3.0	SR4	24/9/2014 6:01	28.46	80.2	5.37	4.6	SR4	24/9/2014 12:01	28.69	82.8	5.53	3.8	SR4	24/9/2014 18:01	28.82	82.8	5.53	9.0
SR4	24/9/2014 0:06	28.53	77.8	5.20	2.3	SR4	24/9/2014 6:06	28.47	79.0	5.29	5.4	SR4	24/9/2014 12:06	28.70	83.2	5.56	3.3	SR4	24/9/2014 18:06	28.82	82.7	5.52	6.3
SR4	24/9/2014 0:11	28.53	79.0	5.28	2.7	SR4	24/9/2014 6:11	28.48	80.3	5.36	7.6	SR4	24/9/2014 12:11	28.69	83.1	5.55	3.7	SR4	24/9/2014 18:11	28.80	82.9	5.54	5.1
SR4	24/9/2014 0:16	28.52	77.4	5.16	2.1	SR4	24/9/2014 6:16	28.48	80.3	5.36	6.7	SR4	24/9/2014 12:16	28.67	82.9	5.53	3.4	SR4	24/9/2014 18:16	28.79	82.8	5.54	6.9
SR4	24/9/2014 0:21	28.56	78.4	5.21	2.1	SR4	24/9/2014 6:21	28.47	80.0	5.34	6.7	SR4	24/9/2014 12:21	28.66	81.9	5.47	4.9	SR4	24/9/2014 18:21	28.79	82.7	5.52	6.3
SR4	24/9/2014 0:26	28.59	77.5	5.14	2.7	SR4	24/9/2014 6:26	28.47	79.8	5.33	5.9	SR4	24/9/2014 12:26	28.64	81.9	5.47	4.2	SR4	24/9/2014 18:26	28.78	82.7	5.53	6.0
SR4	24/9/2014 0:31	28.60	78.6	5.21	2.5	SR4	24/9/2014 6:31	28.47	79.7	5.33	5.8	SR4	24/9/2014 12:31	28.64	81.5	5.45	3.5	SR4	24/9/2014 18:31	28.78	82.4	5.50	5.1
SR4	24/9/2014 0:36	28.59	80.6	5.34	5.6	SR4	24/9/2014 6:36	28.46	79.6	5.33	5.9	SR4	24/9/2014 12:36	28.65	82.1	5.49	2.8	SR4	24/9/2014 18:36	28.75	82.0	5.48	8.5
SR4	24/9/2014 0:41	28.59	80.0	5.31	2.9	SR4	24/9/2014 6:41	28.45	79.5	5.32	5.6	SR4	24/9/2014 12:41	28.66	81.2	5.43	2.7	SR4	24/9/2014 18:41	28.75	81.4	5.43	6.2
SR4	24/9/2014 0:46	28.59	79.5	5.28	2.7	SR4	24/9/2014 6:46	28.48	79.0	5.28	5.4	SR4	24/9/2014 12:46	28.67	81.3	5.43	2.7	SR4	24/9/2014 18:46	28.74	81.6	5.45	6.4
SR4	24/9/2014 0:51	28.59	79.5	5.29	3.6	SR4	24/9/2014 6:51	28.47	78.9	5.27	5.9	SR4	24/9/2014 12:51	28.66	80.4	5.37	2.7	SR4	24/9/2014 18:51	28.74	81.9	5.46	8.7
SR4	24/9/2014 0:56	28.59	78.8	5.25	2.5	SR4	24/9/2014 6:56	28.46	79.2	5.28	5.6	SR4	24/9/2014 12:56	28.72	82.1	5.49	2.8	SR4	24/9/2014 18:56	28.75	82.6	5.52	6.8
SR4	24/9/2014 1:01	28.58	78.7	5.25	2.4	SR4	24/9/2014 7:01	28.46	79.5	5.31	5.6	SR4	24/9/2014 13:01	28.71	81.6	5.45	2.8	SR4	24/9/2014 19:01	28.75	82.5	5.51	7.6
SR4	24/9/2014 1:06	28.58	78.3	5.22	2.4	SR4	24/9/2014 7:06	28.46	78.9	5.27	5.0	SR4	24/9/2014 13:06	28.73	81.9	5.47	2.7	SR4	24/9/2014 19:06	28.74	82.4	5.51	6.7
SR4	24/9/2014 1:11	28.58	78.2	5.22	2.5	SR4	24/9/2014 7:11	28.48	79.1	5.29	7.2	SR4	24/9/2014 13:11	28.72	82.0	5.48	3.1	SR4	24/9/2014 19:11	28.74	82.3	5.50	6.7
SR4	24/9/2014 1:16	28.58	77.3	5.15	2.5	SR4	24/9/2014 7:16	28.48	79.1	5.29	6.5	SR4	24/9/2014 13:16	28.71	81.7	5.46	2.8	SR4	24/9/2014 19:16	28.71	81.4	5.44	8.4
SR4	24/9/2014 1:21	28.58	77.4	5.17	2.5	SR4	24/9/2014 7:21	28.46	79.1	5.28	5.2	SR4	24/9/2014 13:21	28.69	80.9	5.40	4.7	SR4	24/9/2014 19:21	28.70	81.3	5.44	9.4
SR4	24/9/2014 1:26	28.56	77.3	5.16	2.7	SR4	24/9/2014 7:26	28.46	78.8	5.27	5.7	SR4	24/9/2014 13:26	28.63	79.5	5.32	5.2	SR4	24/9/2014 19:26	28.68	81.0	5.42	9.2
SR4	24/9/2014 1:31	28.55	76.9	5.13	2.5	SR4	24/9/2014 7:31	28.47	78.6	5.25	7.1	SR4	24/9/2014 13:31	28.65	79.1	5.29	5.4	SR4	24/9/2014 19:31	28.67	80.9	5.41	8.5
SR4	24/9/2014 1:36	28.55	77.6	5.17	2.3	SR4	24/9/2014 7:36	28.47	78.4	5.24	5.8	SR4	24/9/2014 13:36	28.61	78.7	5.27	**10.3**	SR4	24/9/2014 19:36	28.68	80.7	5.39	7.6
SR4	24/9/2014 1:41	28.57	77.5	5.17	2.9	SR4	24/9/2014 7:41	28.48	78.1	5.22	6.8	SR4	24/9/2014 13:41	28.61	78.2	5.23	9.9	SR4	24/9/2014 19:41	28.66	80.6	5.39	9.5
SR4	24/9/2014 1:46	28.58	77.9	5.19	4.1	SR4	24/9/2014 7:46	28.49	78.6	5.25	6.7	SR4	24/9/2014 13:46	28.66	77.2	5.15	3.2	SR4	24/9/2014 19:46	28.66	80.5	5.38	**10.2**
SR4	24/9/2014 1:51	28.58	79.5	5.30	3.0	SR4	24/9/2014 7:51	28.49	78.8	5.27	5.4	SR4	24/9/2014 13:51	28.65	77.4	5.18	3.4	SR4	24/9/2014 19:51	28.66	80.2	5.36	8.8
SR4	24/9/2014 1:56	28.58	79.2	5.28	3.6	SR4	24/9/2014 7:56	28.49	78.7	5.26	5.6	SR4	24/9/2014 13:56	28.64	78.8	5.27	5.5	SR4	24/9/2014 19:56	28.66	80.4	5.35	9.7
SR4	24/9/2014 2:01	28.58	78.1	5.21	4.5	SR4	24/9/2014 8:01	28.49	78.4	5.24	5.5	SR4	24/9/2014 14:01	28.60	77.1	5.16	8.0	SR4	24/9/2014 20:01	28.66	79.9	5.33	7.8
SR4	24/9/2014 2:06	28.58	79.2	5.28	4.3	SR4	24/9/2014 8:06	28.49	78.3	5.23	5.7	SR4	24/9/2014 14:06	28.60	78.8	5.27	9.7	SR4	24/9/2014 20:06	28.65	80.0	5.34	8.3
SR4	24/9/2014 2:11	28.58	77.4	5.16	3.7	SR4	24/9/2014 8:11	28.50	78.4	5.24	6.8	SR4	24/9/2014 14:11	28.62	77.6	5.19	5.5	SR4	24/9/2014 20:11	28.64	80.1	5.34	9.9
SR4	24/9/2014 2:16	28.58	79.3	5.28	3.6	SR4	24/9/2014 8:16	28.50	78.5	5.24	5.9	SR4	24/9/2014 14:16	28.61	79.4	5.31	6.1	SR4	24/9/2014 20:16	28.64	80.1	5.35	9.0
SR4	24/9/2014 2:21	28.58	79.0	5.26	4.4	SR4	24/9/2014 8:21	28.50	78.6	5.25	6.2	SR4	24/9/2014 14:21	28.63	79.1	5.29	4.3	SR4	24/9/2014 20:21	28.64	79.9	5.34	7.8
SR4	24/9/2014 2:26	28.58	78.8	5.25	3.8	SR4	24/9/2014 8:26	28.50	78.5	5.24	6.4	SR4	24/9/2014 14:26	28.64	78.8	5.27	5.3	SR4	24/9/2014 20:26	28.64	79.9	5.34	7.1
SR4	24/9/2014 2:31	28.58	78.7	5.24	3.9	SR4	24/9/2014 8:31	28.51	78.3	5.23	6.6	SR4	24/9/2014 14:31	28.63	79.3	5.30	5.0	SR4	24/9/2014 20:31	28.63	80.0	5.35	8.8
SR4	24/9/2014 2:36	28.58	77.3	5.15	4.0	SR4	24/9/2014 8:36	28.51	78.3	5.23	6.0	SR4	24/9/2014 14:36	28.63	78.7	5.26	4.8	SR4	24/9/2014 20:36	28.63	79.7	5.33	8.8
SR4	24/9/2014 2:41	28.58	79.6	5.30	8.0	SR4	24/9/2014 8:41	28.51	78.2	5.22	5.6	SR4	24/9/2014 14:41	28.62	77.5	5.19	7.2	SR4	24/9/2014 20:41	28.63	79.7	5.33	6.9
SR4	24/9/2014 2:46	28.58	78.5	5.23	4.1	SR4	24/9/2014 8:46	28.51	78.6	5.24	7.6	SR4	24/9/2014 14:46	28.61	79.0	5.29	7.8	SR4	24/9/2014 20:46	28.63	79.8	5.33	6.9
SR4	24/9/2014 2:51	28.57	79.2	5.28	5.3	SR4	24/9/2014 8:51	28.52	78.5	5.24	5.4	SR4	24/9/2014 14:51	28.61	78.9	5.27	8.5	SR4	24/9/2014 20:51	28.62	79.8	5.33	7.5
SR4	24/9/2014 2:56	28.57	78.8	5.25	4.5	SR4	24/9/2014 8:56	28.53	78.6	5.25	5.6	SR4	24/9/2014 14:56	28.61	79.4	5.30	7.0	SR4	24/9/2014 20:56	28.63	79.6	5.32	6.9
SR4	24/9/2014 3:01	28.57	77.7	5.18	3.1	SR4	24/9/2014 9:01	28.52	78.6	5.24	5.8	SR4	24/9/2014 15:01	28.62	78.9	5.27	6.3	SR4	24/9/2014 21:01	28.63	79.6	5.32	6.3
SR4	24/9/2014 3:06	28.57	77.7	5.18	4.7	SR4	24/9/2014 9:06	28.53	78.5	5.23	6.3	SR4	24/9/2014 15:06	28.63	79.0	5.28	5.1	SR4	24/9/2014 21:06	28.63	79.5	5.31	6.5
SR4	24/9/2014 3:11	28.57	78.0	5.20	4.8	SR4	24/9/2014 9:11	28.52	80.0	5.34	3.9	SR4	24/9/2014 15:11	28.63	78.7	5.26	5.1	SR4	24/9/2014 21:11	28.63	79.5	5.31	6.0
SR4	24/9/2014 3:16	28.56	78.8	5.25	3.8	SR4	24/9/2014 9:16	28.52	80.1	5.35	4.7	SR4	24/9/2014 15:16	28.65	78.4	5.24	5.4	SR4	24/9/2014 21:16	28.62	79.4	5.31	5.9
SR4	24/9/2014 3:21	28.56	77.5	5.16	3.4	SR4	24/9/2014 9:21	28.52	80.0	5.34	3.8	SR4	24/9/2014 15:21	28.69	79.1	5.28	4.7	SR4	24/9/2014 21:21	28.64	79.8	5.34	4.0
SR4	24/9/2014 3:26	28.56	77.8	5.19	3.9	SR4	24/9/2014 9:26	28.52	79.8	5.33	3.9	SR4	24/9/2014 15:26	28.68	79.7	5.32	4.7	SR4	24/9/2014 21:26	28.65	80.4	5.38	4.0
SR4	24/9/2014 3:31	28.55	77.9	5.20	2.7	SR4	24/9/2014 9:31	28.52	79.7	5.32	3.5	SR4	24/9/2014 15:31	28.70	80.8	5.39	6.2	SR4	24/9/2014 21:31	28.66	80.5	5.39	3.3
SR4	24/9/2014 3:36	28.55	77.6	5.18	3.9	SR4	24/9/2014 9:36	28.52	79.5	5.31	3.5	SR4	24/9/2014 15:36	28.73	81.2	5.42	4.6	SR4	24/9/2014 21:36	28.67	80.2	5.37	3.8
SR4	24/9/2014 3:41	28.55	78.1	5.21	3.3	SR4	24/9/2014 9:41	28.53	79.9	5.34	4.0	SR4	24/9/2014 15:41	28.74	81.4	5.44	4.7	SR4	24/9/2014 21:41	28.68	81.1	5.43	3.6
SR4	24/9/2014 3:46	28.54	77.2	5.15	3.6	SR4	24/9/2014 9:46	28.53	80.5	5.38	3.8	SR4	24/9/2014 15:46	28.74	82.0	5.46	7.9	SR4	24/9/2014 21:46	28.68	81.0	5.42	3.9
SR4	24/9/2014 3:51	28.54	77.4	5.15	4.1	SR4						SR4	24/9/2014 15:51	28.76	82.0	5.48	5.8	SR4	24/9/2014 21:51	28.68	81.0	5.42	3.3
SR4	24/9/2014 3:56	28.53	77.4	5.15	2.9	SR4						SR4	24/9/2014 15:56	28.75	81.4	5.43	4.8	SR4	24/9/2014 21:56	28.68	81.4	5.44	3.9
SR4	24/9/2014 4:01	28.53	77.2	5.15	3.1	SR4						SR4	24/9/2014 16:01	28.77	81.9	5.46	4.7	SR4	24/9/2014 22:01	28.68	79.6	5.33	3.0
SR4	24/9/2014 4:06	28.52	76.9	5.13	2.7	SR4						SR4	24/9/2014 16:06	28.79	82.0	5.47	4.9	SR4	24/9/2014 22:06	28.68	80.8	5.41	3.0
SR4	24/9/2014 4:11	28.47	77.1	5.14	3.0	SR4						SR4	24/9/2014 16:11	28.80	82.2	5.46	5.5	SR4	24/9/2014 22:11	28.69	81.7	5.47	3.8
SR4	24/9/2014 4:16	28.51	77.5	5.17	3.7	SR4						SR4	24/9/2014 16:16	28.80	82.8	5.51	5.5	SR4	24/9/2014 22:16	28.68	81.2	5.42	2.8
SR4	24/9/2014 4:21	28.51	76.3	5.10	2.6	SR4						SR4	24/9/2014 16:21	28.81	82.0	5.46	4.0	SR4	24/9/2014 22:21	28.66	81.0	5.42	3.2
SR4	24/9/2014 4:26	28.51	75.8	5.07	2.9	SR4						SR4	24/9/2014 16:26	28.81	82.7	5.51	5.2	SR4	24/9/2014 22:26	28.69	81.5	5.45	3.7
SR4	24/9/2014 4:31	28.51	75.9	5.07	2.6	SR4						SR4	24/9/2014 16:31	28.81	82.9	5.52	5.4	SR4	24/9/2014 22:31	28.67	81.5	5.46	2.9
SR4	24/9/2014 4:36	28.51	74.3	4.97	3.2	SR4						SR4	24/9/2014 16:36	28.82	81.9	5.45	4.2	SR4	24/9/2014 22:36	28.62	81.4	5.46	2.4
SR4	24/9/2014 4:41	28.48	76.4	5.10	2.5	SR4						SR4	24/9/2014 16:41	28.83	82.8	5.52	3.7	SR4	24/9/2014 22:41	28.69	81.2	5.44	3.5
SR4	24/9/2014 4:46	28.47	75.9	5.07	2.1	SR4						SR4	24/9/2014 16:46	28.85	83.4	5.56	3.6	SR4	24/9/2014 22:46	28.70	81.8	5.48	2.6
SR4	24/9/2014 4:51	28.42	76.2	5.09	2.6	SR4						SR4	24/9/2014 16:51	28.89	84.3	5.63	3.9	SR4	24/9/2014 22:51	28.73	81.6	5.46	2.5
SR4	24/9/2014 4:56	28.41	76.2	5.09	2.4	SR4	24/9/2014 10:56	28.51	79.3	5.30	4.9	SR4	24/9/2014 16:56	28.91	84.0	5.60	3.2	SR4	24/9/2014 22:56	28.70	82.1	5.50	2.7
SR4	24/9/2014 5:01	28.41	77.2	5.16	6.0	SR4	24/9/2014 11:01	28.51	79.5	5.32	4.4	SR4	24/9/2014 17:01	28.92	84.9	5.67	4.0	SR4	24/9/2014 23:01	28.68	81.6	5.47	2.6
SR4	24/9/2014 5:06	28.44	78.9	5.27	3.2	SR4	24/9/2014 11:06	28.52	79.8	5.34	4.1	SR4	24/9/2014 17:06	28.92	85.2	5.69	3.3	SR4	24/9/2014 23:06	28.69	82.0	5.50	2.8
SR4	24/9/2014 5:11	28.43	78.9	5.27	3.3	SR4	24/9/2014 11:11	28.53	80.1	5.36	3.7	SR4	24/9/2014 17:11	28.93	84.9	5.68	3.0	SR4	24/9/2014 23:11	28.68	81.8	5.49	2.7
SR4	24/9/2014 5:16	28.35	79.2	5.30	3.1	SR4	24/9/2014 11:16	28.53	79.0	5.28	2.9	SR4	24/9/2014 17:16	28.95	84.8	5.67	3.0	SR4	24/9/2014 23:16	28.68	82.6	5.52	3.0
SR4	24/9/2014 5:21	28.41	79.7	5.34	3.1	SR4	24/9/2014 11:21	28.54	79.8	5.34	3.0	SR4	24/9/2014 17:21	28.94	84.7	5.66	3.1	SR4	24/9/2014 23:21	28.67	82.8	5.56	2.7
SR4	24/9/2014 5:26	28.40	80.6	5.39	3.3	SR4	24/9/2014 11:26	28.56	81.5	5.45	4.1	SR4	24/9/2014 17:26	28.95	85.0	5.68	3.3	SR4	24/9/2014 23:26	28.66	82.7	5.55	2.8
SR4	24/9/2014 5:31	28.40	80.7	5.40	3.2	SR4	24/9/2014 11:31	28.57	81.8	5.47	5.5	SR4	24/9/2014 17:31	28.95	84.1	5.63	2.9	SR4	24/9/2014 23:31	28.66	83.0	5.58	2.5
SR4	24/9/2014 5:36	28.39	81.0	5.42	3.4	SR4	24/9/2014 11:36	28.58	82.0	5.49	3.5	SR4	24/9/2014 17:36	28.97	85.6	5.73	3.8	SR4	24/9/2014 23:36	28.68	82.8	5.56	2.5
SR4	24/9/2014 5:41	28.40	81.5	5.46	3.3	SR4	24/9/2014 11:41	28.59	82.1	5.49	3.1	SR4	24/9/2014 17:41	28.96	86.0	5.76	3.4	SR4	24/9/2014 23:41	28.67	82.8	5.57	2.5
SR4	24/9/2014 5:46	28.38	81.2	5.44	3.2	SR4	24/9/2014 11:46	28.64	82.6	5.52	3.7	SR4	24/9/2014 17:46	28.96	86.0	5.75	3.5	SR4	24/9/2014 23:46	28.72	83.1	5.56	2.6
SR4	24/9/2014 5:51	28.40	78.9	5.28	3.6	SR4	24/9/2014 11:51	28.66	82.3	5.50	3.5	SR4	24/9/2014 17:51	28.96	85.6	5.73	3.9	SR4	24/9/2014 23:51	28.76	83.0	5.56	2.7
SR4	24/9/2014 5:56	28.40	78.6	5.26	2.9	SR4	24/9/2014 11:56	28.68	82.6	5.52	3.1	SR4	24/9/2014 17:56	28.92	84.7	5.67	8.7	SR4	24/9/2014 23:56	28.83	82.6	5.53	2.6

Station	Timestamp	Temp (° C)	DO (%)	DO (mg/L)	Tur (NTU)	Station	Timestamp	Temp (° C)	DO (%)	DO (mg/L)	Tur (NTU)	Station	Timestamp	Temp (° C)	DO (%)	DO (mg/L)	Tur (NTU)	Station	Timestamp	Temp (°C)	DO (%)	DO (mg/L)	Tur (NTU)
SR5	24/9/2014 0:00	28.60	83.0	5.46	5.6	SR5	24/9/2014 6:00	28.68	85.6	5.69	3.0	SR5	24/9/2014 12:00	28.72	83.4	5.49	4.3	SR5	24/9/2014 18:00	29.00	90.7	6.03	3.9
SR5	24/9/2014 0:05	28.60	83.4	5.48	5.4	SR5	24/9/2014 6:05	28.69	85.8	5.71	3.6	SR5	24/9/2014 12:05	28.75	83.6	5.50	4.5	SR5	24/9/2014 18:05	28.96	89.2	5.93	4.1
SR5	24/9/2014 0:10	28.60	83.0	5.46	4.5	SR5	24/9/2014 6:10	28.69	87.1	5.78	3.6	SR5	24/9/2014 12:10	28.75	83.4	5.49	4.2	SR5	24/9/2014 18:10	28.94	89.1	5.92	3.6
SR5	24/9/2014 0:15	28.59	82.9	5.46	4.4	SR5	24/9/2014 6:15	28.69	87.0	5.77	3.9	SR5	24/9/2014 12:15	28.88	86.3	5.66	3.3	SR5	24/9/2014 18:15	28.93	88.6	5.89	3.4
SR5	24/9/2014 0:20	28.59	83.4	5.49	4.3	SR5	24/9/2014 6:20	28.68	86.6	5.75	3.8	SR5	24/9/2014 12:20	28.83	85.2	5.60	3.4	SR5	24/9/2014 18:20	28.96	88.3	5.87	3.2
SR5	24/9/2014 0:25	28.56	83.9	5.52	3.6	SR5	24/9/2014 6:25	28.66	85.1	5.65	4.1	SR5	24/9/2014 12:25	28.83	85.3	5.60	3.3	SR5	24/9/2014 18:25	28.93	88.4	5.87	3.5
SR5	24/9/2014 0:30	28.54	86.1	5.67	3.4	SR5	24/9/2014 6:30	28.66	85.6	5.68	4.2	SR5	24/9/2014 12:30	29.12	92.9	6.08	2.6	SR5	24/9/2014 18:30	28.90	88.7	5.89	4.1
SR5	24/9/2014 0:35	28.54	85.8	5.65	3.4	SR5	24/9/2014 6:35	28.67	85.9	5.69	4.3	SR5	24/9/2014 12:35	29.12	93.3	6.12	2.5	SR5	24/9/2014 18:35	28.91	87.5	5.81	3.5
SR5	24/9/2014 0:40	28.53	86.0	5.67	4.0	SR5	24/9/2014 6:40	28.66	85.0	5.63	5.6	SR5	24/9/2014 12:40	29.11	94.6	6.20	2.5	SR5	24/9/2014 18:40	28.90	86.7	5.76	3.6
SR5	24/9/2014 0:45	28.55	86.2	5.69	3.6	SR5	24/9/2014 6:45	28.65	85.4	5.66	6.1	SR5	24/9/2014 12:45	29.17	94.7	6.21	2.2	SR5	24/9/2014 18:45	28.87	86.8	5.76	5.5
SR5	24/9/2014 0:50	28.51	86.2	5.69	4.2	SR5	24/9/2014 6:50	28.65	84.9	5.62	5.3	SR5	24/9/2014 12:50	29.09	94.1	6.18	2.5	SR5	24/9/2014 18:50	28.85	86.2	5.72	5.9
SR5	24/9/2014 0:55	28.50	86.4	5.71	5.0	SR5	24/9/2014 6:55	28.63	83.7	5.53	5.5	SR5	24/9/2014 12:55	29.11	94.0	6.17	2.6	SR5	24/9/2014 18:55	28.82	85.6	5.67	6.8
SR5	24/9/2014 1:00	28.50	86.8	5.74	5.0	SR5	24/9/2014 7:00	28.61	83.7	5.53	6.3	SR5	24/9/2014 13:00	29.09	93.8	6.16	2.8	SR5	24/9/2014 19:00	28.83	85.4	5.66	6.7
SR5	24/9/2014 1:05	28.50	86.8	5.74	4.5	SR5	24/9/2014 7:05	28.61	82.8	5.47	6.2	SR5	24/9/2014 13:05	29.05	92.9	6.11	2.7	SR5	24/9/2014 19:05	28.88	84.3	5.59	4.9
SR5	24/9/2014 1:10	28.56	86.2	5.68	3.7	SR5	24/9/2014 7:10	28.60	82.2	5.42	6.4	SR5	24/9/2014 13:10	29.19	93.6	6.14	2.5	SR5	24/9/2014 19:10	28.82	84.5	5.59	5.7
SR5	24/9/2014 1:15	28.55	85.8	5.66	4.2	SR5	24/9/2014 7:15	28.60	81.9	5.40	6.0	SR5	24/9/2014 13:15	29.16	93.0	6.10	2.6	SR5	24/9/2014 19:15	28.81	84.4	5.59	6.3
SR5	24/9/2014 1:20	28.56	86.0	5.67	3.8	SR5	24/9/2014 7:20	28.58	81.7	**5.38**	6.1	SR5	24/9/2014 13:20	29.22	92.0	6.03	3.0	SR5	24/9/2014 19:20	28.80	83.8	5.54	5.7
SR5	24/9/2014 1:25	28.58	86.1	5.68	4.1	SR5	24/9/2014 7:25	28.58	81.5	**5.37**	6.5	SR5	24/9/2014 13:25	29.17	91.8	6.03	2.9	SR5	24/9/2014 19:25	28.80	83.5	5.52	6.0
SR5	24/9/2014 1:30	28.58	86.1	5.68	3.9	SR5	24/9/2014 7:30	28.57	81.1	**5.35**	5.4	SR5	24/9/2014 13:30	29.10	90.8	5.97	3.6	SR5	24/9/2014 19:30	28.79	83.0	5.49	6.4
SR5	24/9/2014 1:35	28.57	86.0	5.67	3.5	SR5	24/9/2014 7:35	28.57	81.0	**5.33**	6.1	SR5	24/9/2014 13:35	29.05	90.8	5.97	3.4	SR5	24/9/2014 19:35	28.78	82.5	5.45	6.1
SR5	24/9/2014 1:40	28.57	86.9	5.74	3.8	SR5	24/9/2014 7:40	28.56	80.7	**5.31**	6.6	SR5	24/9/2014 13:40	29.19	91.9	6.04	3.1	SR5	24/9/2014 19:40	28.78	81.7	5.40	6.0
SR5	24/9/2014 1:45	28.58	87.4	5.77	4.0	SR5	24/9/2014 7:45	28.56	80.6	**5.31**	7.6	SR5	24/9/2014 13:45	29.15	91.9	6.04	3.4	SR5	24/9/2014 19:45	28.77	82.2	5.43	5.8
SR5	24/9/2014 1:50	28.57	87.4	5.77	4.0	SR5	24/9/2014 7:50	28.55	80.5	**5.30**	**8.9**	SR5	24/9/2014 13:50	29.29	94.4	6.20	2.6	SR5	24/9/2014 19:50	28.75	81.6	5.39	6.5
SR5	24/9/2014 1:55	28.57	88.4	5.85	2.9	SR5	24/9/2014 7:55	28.55	80.5	**5.30**	**9.1**	SR5	24/9/2014 13:55	29.24	93.3	6.13	3.1	SR5	24/9/2014 19:55	28.75	81.3	**5.36**	6.2
SR5	24/9/2014 2:00	28.56	88.8	5.87	3.3	SR5	24/9/2014 8:00	28.56	80.4	**5.29**	7.6	SR5	24/9/2014 14:00	29.24	95.3	6.26	3.0	SR5	24/9/2014 20:00	28.72	81.3	**5.36**	7.4
SR5	24/9/2014 2:05	28.52	89.6	5.93	3.3	SR5	24/9/2014 8:05	28.56	79.9	**5.26**	7.0	SR5	24/9/2014 14:05	29.25	95.4	6.27	3.1	SR5	24/9/2014 20:05	28.72	81.1	**5.35**	7.5
SR5	24/9/2014 2:10	28.53	89.7	5.94	3.5	SR5	24/9/2014 8:10	28.56	79.9	**5.26**	7.0	SR5	24/9/2014 14:10	29.27	95.7	6.28	2.8	SR5	24/9/2014 20:10	28.72	81.0	**5.34**	6.8
SR5	24/9/2014 2:15	28.56	90.1	5.98	3.6	SR5	24/9/2014 8:15	28.54	79.2	**5.21**	7.9	SR5	24/9/2014 14:15	29.17	94.6	6.23	3.2	SR5	24/9/2014 20:15	28.72	80.8	**5.32**	7.1
SR5	24/9/2014 2:20	28.58	90.4	6.00	3.8	SR5	24/9/2014 8:20	28.54	79.3	**5.21**	**9.3**	SR5	24/9/2014 14:20	29.25	98.4	6.48	3.2	SR5	24/9/2014 20:20	28.72	80.7	**5.32**	7.9
SR5	24/9/2014 2:25	28.60	90.6	6.02	3.8	SR5	24/9/2014 8:25	28.56	79.0	**5.20**	7.5	SR5	24/9/2014 14:25	29.22	98.5	6.50	3.3	SR5	24/9/2014 20:25	28.72	80.6	**5.31**	7.4
SR5	24/9/2014 2:30	28.60	90.7	6.02	3.4	SR5	24/9/2014 8:30	28.55	78.8	**5.18**	**8.2**	SR5	24/9/2014 14:30	29.19	98.3	6.50	2.9	SR5	24/9/2014 20:30	28.71	80.4	**5.29**	7.7
SR5	24/9/2014 2:35	28.60	90.6	6.01	3.7	SR5	24/9/2014 8:35	28.55	78.5	**5.17**	**8.5**	SR5	24/9/2014 14:35	29.21	98.4	6.51	3.1	SR5	24/9/2014 20:35	28.71	80.4	**5.29**	7.5
SR5	24/9/2014 2:40	28.61	91.1	6.06	3.8	SR5	24/9/2014 8:40	28.55	78.5	**5.16**	7.1	SR5	24/9/2014 14:40	29.21	98.0	6.49	2.7	SR5	24/9/2014 20:40	28.71	79.8	**5.25**	7.9
SR5	24/9/2014 2:45	28.62	90.9	6.04	3.8	SR5	24/9/2014 8:45	28.56	78.1	**5.14**	6.9	SR5	24/9/2014 14:45	29.20	97.6	6.47	3.1	SR5	24/9/2014 20:45	28.70	80.0	**5.27**	**8.0**
SR5	24/9/2014 2:50	28.63	90.9	6.05	3.6	SR5	24/9/2014 8:50	28.55	78.1	**5.13**	7.4	SR5	24/9/2014 14:50	29.21	97.3	6.45	3.2	SR5	24/9/2014 20:50	28.70	79.4	**5.23**	7.5
SR5	24/9/2014 2:55	28.63	90.7	6.04	3.6	SR5	24/9/2014 8:55	28.55	77.9	**5.12**	6.5	SR5	24/9/2014 14:55	29.18	96.7	6.42	3.4	SR5	24/9/2014 20:55	28.70	79.5	**5.23**	7.6
SR5	24/9/2014 3:00	28.62	90.8	6.04	3.7	SR5	24/9/2014 9:00	28.54	78.0	**5.12**	7.7	SR5	24/9/2014 15:00	29.17	96.2	6.38	3.5	SR5	24/9/2014 21:00	28.69	79.3	**5.21**	**8.7**
SR5	24/9/2014 3:05	28.65	90.9	6.05	3.6	SR5	24/9/2014 9:05	28.55	77.6	**5.10**	7.3	SR5	24/9/2014 15:05	29.17	95.9	6.36	3.5	SR5	24/9/2014 21:05	28.69	79.5	**5.23**	**8.7**
SR5	24/9/2014 3:10	28.64	90.6	6.04	3.9	SR5	24/9/2014 9:10	28.56	77.3	**5.08**	6.7	SR5	24/9/2014 15:10	29.15	95.4	6.33	3.8	SR5	24/9/2014 21:10	28.69	78.7	**5.17**	**8.3**
SR5	24/9/2014 3:15	28.67	90.7	6.04	3.9	SR5	24/9/2014 9:15	28.55	77.7	**5.10**	7.0	SR5	24/9/2014 15:15	29.13	95.2	6.32	3.4	SR5	24/9/2014 21:15	28.69	78.2	**5.14**	**8.2**
SR5	24/9/2014 3:20	28.67	90.6	6.03	4.0	SR5	24/9/2014 9:20	28.54	77.7	**5.10**	6.9	SR5	24/9/2014 15:20	29.13	94.8	6.29	3.4	SR5	24/9/2014 21:20	28.69	77.3	**5.08**	7.8
SR5	24/9/2014 3:25	28.70	90.6	6.03	4.1	SR5	24/9/2014 9:25	28.54	77.8	**5.10**	6.9	SR5	24/9/2014 15:25	29.10	94.6	6.28	3.3	SR5	24/9/2014 21:25	28.68	77.4	**5.09**	**8.6**
SR5	24/9/2014 3:30	28.70	90.4	6.01	3.9	SR5	24/9/2014 9:30	28.54	77.5	**5.09**	7.4	SR5	24/9/2014 15:30	29.10	94.4	6.27	3.4	SR5	24/9/2014 21:30	28.69	77.1	**5.07**	7.5
SR5	24/9/2014 3:35	28.69	90.0	5.99	3.9	SR5	24/9/2014 9:35	28.54	77.4	**5.08**	6.5	SR5	24/9/2014 15:35	29.08	94.3	6.27	3.5	SR5	24/9/2014 21:35	28.68	79.3	**5.22**	6.9
SR5	24/9/2014 3:40	28.70	89.9	5.98	3.8	SR5	24/9/2014 9:40	28.54	77.7	**5.10**	6.6	SR5	24/9/2014 15:40	29.09	93.9	6.23	3.4	SR5	24/9/2014 21:40	28.68	79.0	**5.20**	7.5
SR5	24/9/2014 3:45	28.71	90.0	5.99	4.3	SR5	24/9/2014 9:45	28.55	77.9	**5.11**	6.0	SR5	24/9/2014 15:45	29.09	93.7	6.22	3.3	SR5	24/9/2014 21:45	28.68	78.8	**5.18**	6.9
SR5	24/9/2014 3:50	28.71	90.3	6.01	4.4	SR5	24/9/2014 9:50	28.54	78.0	**5.12**	6.9	SR5	24/9/2014 15:50	29.07	93.4	6.20	3.8	SR5	24/9/2014 21:50	28.68	76.9	**5.06**	**8.1**
SR5	24/9/2014 3:55	28.72	89.3	5.94	4.3	SR5	24/9/2014 9:55	28.54	77.9	**5.11**	5.8	SR5	24/9/2014 15:55	29.07	93.0	6.18	3.5	SR5	24/9/2014 21:55	28.68	76.8	**5.05**	7.8
SR5	24/9/2014 4:00	28.72	88.9	5.91	3.9	SR5	24/9/2014 10:00	28.54	77.7	**5.10**	6.6	SR5	24/9/2014 16:00	29.10	92.2	6.12	4.1	SR5	24/9/2014 22:00	28.67	77.9	**5.12**	7.2
SR5	24/9/2014 4:05	28.71	89.9	5.98	4.2	SR5	24/9/2014 10:05	28.55	76.6	**5.03**	6.3	SR5	24/9/2014 16:05	29.09	93.0	6.17	4.4	SR5	24/9/2014 22:05	28.67	78.2	**5.14**	7.8
SR5	24/9/2014 4:10	28.69	90.3	6.02	3.8	SR5	24/9/2014 10:10	28.55	75.3	**4.94**	7.0	SR5	24/9/2014 16:10	29.07	93.3	6.20	3.8	SR5	24/9/2014 22:10	28.67	78.0	**5.13**	7.6
SR5	24/9/2014 4:15	28.69	89.9	5.98	3.9	SR5	24/9/2014 10:15	28.56	77.4	**5.07**	5.6	SR5	24/9/2014 16:15	29.11	93.4	6.20	3.4	SR5	24/9/2014 22:15	28.67	77.9	**5.12**	7.1
SR5	24/9/2014 4:20	28.69	89.8	5.98	3.7	SR5	24/9/2014 10:20	28.67	81.1	**5.32**	5.4	SR5	24/9/2014 16:20	29.11	93.4	6.20	4.0	SR5	24/9/2014 22:20	28.67	76.3	**5.01**	7.2
SR5	24/9/2014 4:25	28.66	89.0	5.93	3.6	SR5	24/9/2014 10:25	28.68	81.9	**5.37**	5.3	SR5	24/9/2014 16:25	29.11	89.3	5.93	3.2	SR5	24/9/2014 22:25	28.66	79.1	**5.20**	7.2
SR5	24/9/2014 4:30	28.69	88.8	5.91	3.7	SR5	24/9/2014 10:30	28.61	81.4	**5.35**	6.2	SR5	24/9/2014 16:30	29.09	92.4	6.14	4.0	SR5	24/9/2014 22:30	28.66	80.9	**5.33**	6.4
SR5	24/9/2014 4:35	28.67	89.2	5.94	3.4	SR5	24/9/2014 10:35	28.64	81.3	**5.34**	5.7	SR5	24/9/2014 16:35	29.07	92.9	6.17	4.4	SR5	24/9/2014 22:35	28.69	82.1	5.41	7.2
SR5	24/9/2014 4:40	28.70	87.6	5.83	3.7	SR5	24/9/2014 10:40	28.63	81.2	**5.34**	5.6	SR5	24/9/2014 16:40	29.08	92.6	6.14	3.3	SR5	24/9/2014 22:40	28.68	82.0	5.40	7.5
SR5	24/9/2014 4:45	28.69	86.9	5.78	3.6	SR5	24/9/2014 10:45	28.64	80.8	**5.31**	5.3	SR5	24/9/2014 16:45	29.08	92.4	6.13	4.0	SR5	24/9/2014 22:45	28.68	81.3	**5.36**	7.5
SR5	24/9/2014 4:50	28.70	86.2	5.74	4.1	SR5	24/9/2014 10:50	28.65	80.8	**5.31**	5.4	SR5	24/9/2014 16:50	29.08	92.3	6.13	3.7	SR5	24/9/2014 22:50	28.68	80.6	**5.31**	6.7
SR5	24/9/2014 4:55	28.70	88.6	5.90	3.6	SR5	24/9/2014 10:55	28.71	82.8	5.44	5.6	SR5	24/9/2014 16:55	29.06	92.8	6.16	4.1	SR5	24/9/2014 22:55	28.67	81.4	**5.36**	7.3
SR5	24/9/2014 5:00	28.70	88.1	5.86	3.8	SR5	24/9/2014 11:00	28.68	82.4	5.41	5.9	SR5	24/9/2014 17:00	29.06	91.9	6.10	4.9	SR5	24/9/2014 23:00	28.67	81.2	**5.35**	7.3
SR5	24/9/2014 5:05	28.70	86.9	5.78	3.3	SR5	24/9/2014 11:05	28.68	82.1	5.40	5.9	SR5	24/9/2014 17:05	29.07	92.0	6.10	4.7	SR5	24/9/2014 23:05	28.66	80.5	**5.31**	5.9
SR5	24/9/2014 5:10	28.72	87.9	5.85	3.5	SR5	24/9/2014 11:10	28.71	82.7	5.43	5.6	SR5	24/9/2014 17:10	29.07	91.7	6.09	5.0	SR5	24/9/2014 23:10	28.67	79.9	**5.27**	6.7
SR5	24/9/2014 5:15	28.71	86.9	5.78	3.3	SR5	24/9/2014 11:15	28.68	82.3	5.41	7.0	SR5	24/9/2014 17:15	29.07	91.8	6.09	4.5	SR5	24/9/2014 23:15	28.67	81.2	**5.35**	**9.6**
SR5	24/9/2014 5:20	28.72	88.2	5.86	3.2	SR5	24/9/2014 11:20	28.70	82.6	5.43	6.1	SR5	24/9/2014 17:20	29.07	91.3	6.06	4.5	SR5	24/9/2014 23:20	28.67	81.4	**5.37**	7.8
SR5	24/9/2014 5:25	28.69	86.7	5.77	3.4	SR5	24/9/2014 11:25	28.69	82.5	5.42	6.1	SR5	24/9/2014 17:25	29.08	90.6	6.01	3.8	SR5	24/9/2014 23:25	28.68	82.6	5.45	6.9
SR5	24/9/2014 5:30	28.68	85.8	5.71	3.8	SR5	24/9/2014 11:30	28.74	83.0	5.46	4.8	SR5	24/9/2014 17:30	29.09	91.2	6.05	3.6	SR5	24/9/2014 23:30	28.68	82.2	5.43	6.8
SR5	24/9/2014 5:35	28.68	86.1	5.73	3.3	SR5	24/9/2014 11:35	28.71	83.1	5.46	5.4	SR5	24/9/2014 17:35	29.09	90.1	5.98	3.7	SR5	24/9/2014 23:35	28.68	82.2	5.42	7.4
SR5	24/9/2014 5:40	28.68	86.0	5.73	3.6	SR5	24/9/2014 11:40	28.72	82.9	5.45	5.5	SR5	24/9/2014 17:40	29.08	89.6	5.95	3.4	SR5	24/9/2014 23:40	28.68	82.3	5.44	5.4
SR5	24/9/2014 5:45	28.67	86.8	5.78	3.8	SR5	24/9/2014 11:45	28.73	83.5	5.49	5.1	SR5	24/9/2014 17:45	29.08	89.5	5.94	3.4	SR5	24/9/2014 23:45	28.69	82.2	5.43	5.1
SR5	24/9/2014 5:50	28.67	87.0	5.80	3.8	SR5	24/9/2014 11:50	28.78	84.5	5.55	3.9	SR5	24/9/2014 17:50	29.04	89.7	5.96	3.1	SR5	24/9/2014 23:50	28.70	82.2	5.43	4.9
SR5	24/9/2014 5:55	28.69	87.7	5.83	4.1	SR5	24/9/2014 11:55	28.74	83.7	5.50	4.2	SR5	24/9/2014 17:55	29.00	90.4	6.00	3.7	SR5	24/9/2014 23:55	28.70	82.2	5.43	5.6

Station	Timestamp	Temp (° C)	DO (%)	DO (mg/L)	Tur (NTU)	Station	Timestamp	Temp (° C)	DO (%)	DO (mg/L)	Tur (NTU)	Station	Timestamp	Temp (° C)	DO (%)	DO (mg/L)	Tur (NTU)	Station	Timestamp	Temp (°C)	DO (%)	DO (mg/L)	Tur (NTU)
SR9	24/9/2014 0:00	28.88	125.5	8.36	2.6	SR9	24/9/2014 6:00	28.54	101.3	6.87	2.6	SR9	24/9/2014 12:00	29.12	137.9	9.16	2.9	SR9	24/9/2014 18:00	29.38	160.9	10.69	4.0
SR9	24/9/2014 0:05	28.88	125.4	8.34	2.5	SR9	24/9/2014 6:05	28.53	101.7	6.87	3.0	SR9	24/9/2014 12:05	29.17	138.0	9.16	2.5	SR9	24/9/2014 18:05	29.37	159.3	10.59	3.7
SR9	24/9/2014 0:10	28.85	124.3	8.29	2.3	SR9	24/9/2014 6:10	28.52	101.6	6.86	2.3	SR9	24/9/2014 12:10	29.22	139.2	9.23	3.5	SR9	24/9/2014 18:10	29.36	159.2	10.59	3.6
SR9	24/9/2014 0:15	28.89	125.3	8.37	2.6	SR9	24/9/2014 6:15	28.50	101.5	6.82	2.7	SR9	24/9/2014 12:15	29.08	142.4	9.47	2.5	SR9	24/9/2014 18:15	29.34	157.3	10.47	3.5
SR9	24/9/2014 0:20	28.85	125.5	8.35	2.5	SR9	24/9/2014 6:20	28.49	101.3	6.81	2.2	SR9	24/9/2014 12:20	29.10	146.3	9.73	2.4	SR9	24/9/2014 18:20	29.33	156.7	10.43	3.9
SR9	24/9/2014 0:25	28.85	124.6	8.33	2.7	SR9	24/9/2014 6:25	28.48	101.2	6.80	2.3	SR9	24/9/2014 12:25	29.10	145.4	9.67	2.3	SR9	24/9/2014 18:25	29.32	154.4	10.30	3.9
SR9	24/9/2014 0:30	28.84	125.5	8.40	2.7	SR9	24/9/2014 6:30	28.49	100.6	6.76	2.4	SR9	24/9/2014 12:30	29.13	151.5	10.07	4.2	SR9	24/9/2014 18:30	29.30	153.9	10.22	3.0
SR9	24/9/2014 0:35	28.84	125.2	8.39	**5.4**	SR9	24/9/2014 6:35	28.49	99.7	6.70	2.3	SR9	24/9/2014 12:35	29.19	152.5	10.14	2.7	SR9	24/9/2014 18:35	29.29	154.1	10.25	3.0
SR9	24/9/2014 0:40	28.83	124.7	8.30	**7.0**	SR9	24/9/2014 6:40	28.48	99.7	6.71	2.5	SR9	24/9/2014 12:40	29.34	152.6	10.11	2.6	SR9	24/9/2014 18:40	29.30	146.7	9.74	3.6
SR9	24/9/2014 0:45	28.81	124.0	8.30	3.2	SR9	24/9/2014 6:45	28.48	99.7	6.71	2.4	SR9	24/9/2014 12:45	29.12	148.9	9.92	3.6	SR9	24/9/2014 18:45	29.23	139.5	9.28	3.7
SR9	24/9/2014 0:50	28.82	123.6	8.23	2.8	SR9	24/9/2014 6:50	28.47	100.0	6.73	2.2	SR9	24/9/2014 12:50	29.22	152.5	10.14	**9.7**	SR9	24/9/2014 18:50	29.25	140.9	9.36	3.7
SR9	24/9/2014 0:55	28.83	122.6	8.20	4.2	SR9	24/9/2014 6:55	28.47	98.7	6.64	2.4	SR9	24/9/2014 12:55	29.42	150.9	9.98	3.0	SR9	24/9/2014 18:55	29.26	143.0	9.49	3.7
SR9	24/9/2014 1:00	28.83	122.2	8.11	4.5	SR9	24/9/2014 7:00	28.47	99.1	6.68	2.2	SR9	24/9/2014 13:00	29.26	151.2	10.02	2.7	SR9	24/9/2014 19:00	29.25	135.6	9.00	3.5
SR9	24/9/2014 1:05	28.82	121.6	8.10	**9.7**	SR9	24/9/2014 7:05	28.47	100.1	6.73	2.3	SR9	24/9/2014 13:05	29.15	149.9	9.96	3.1	SR9	24/9/2014 19:05	29.24	138.9	9.22	3.4
SR9	24/9/2014 1:10	28.82	121.0	8.09	2.9	SR9	24/9/2014 7:10	28.47	99.6	6.69	2.3	SR9	24/9/2014 13:10	29.21	151.2	10.04	3.6	SR9	24/9/2014 19:10	29.24	144.5	9.58	3.0
SR9	24/9/2014 1:15	28.82	120.7	8.01	2.6	SR9	24/9/2014 7:15	28.48	99.7	6.69	2.4	SR9	24/9/2014 13:15	29.23	153.9	10.21	2.8	SR9	24/9/2014 19:15	29.18	140.1	9.30	3.2
SR9	24/9/2014 1:20	28.82	120.5	8.04	3.5	SR9	24/9/2014 7:20	28.48	97.8	6.55	2.4	SR9	24/9/2014 13:20	29.07	148.2	9.87	4.5	SR9	24/9/2014 19:20	29.19	139.0	9.31	3.3
SR9	24/9/2014 1:25	28.82	119.5	8.01	2.7	SR9	24/9/2014 7:25	28.49	98.3	6.60	2.6	SR9	24/9/2014 13:25	29.06	144.2	9.60	2.4	SR9	24/9/2014 19:25	29.09	136.8	9.15	3.1
SR9	24/9/2014 1:30	28.76	119.0	7.95	2.6	SR9	24/9/2014 7:30	28.49	98.3	6.59	2.5	SR9	24/9/2014 13:30	29.07	144.2	9.59	2.6	SR9	24/9/2014 19:30	29.05	133.4	8.92	3.0
SR9	24/9/2014 1:35	28.78	117.9	7.82	2.8	SR9	24/9/2014 7:35	28.51	96.8	6.50	2.6	SR9	24/9/2014 13:35	29.14	148.0	9.84	3.2	SR9	24/9/2014 19:35	29.03	128.3	8.59	2.8
SR9	24/9/2014 1:40	28.72	117.6	7.80	2.6	SR9	24/9/2014 7:40	28.51	96.4	6.47	2.6	SR9	24/9/2014 13:40	29.15	148.6	9.87	3.6	SR9	24/9/2014 19:40	28.96	119.4	8.03	3.7
SR9	24/9/2014 1:45	28.73	117.3	7.79	2.6	SR9	24/9/2014 7:45	28.50	96.0	6.44	2.4	SR9	24/9/2014 13:45	29.15	148.9	9.91	3.5	SR9	24/9/2014 19:45	28.97	118.7	7.97	4.1
SR9	24/9/2014 1:50	28.78	116.8	7.76	2.6	SR9	24/9/2014 7:50	28.52	96.6	6.48	2.8	SR9	24/9/2014 13:50	29.25	153.1	10.17	3.1	SR9	24/9/2014 19:50	28.91	114.5	7.72	**5.3**
SR9	24/9/2014 1:55	28.79	116.1	7.70	2.7	SR9	24/9/2014 7:55	28.52	97.2	6.52	3.1	SR9	24/9/2014 13:55	29.27	151.6	10.07	**12.4**	SR9	24/9/2014 19:55	28.91	112.4	7.55	**4.8**
SR9	24/9/2014 2:00	28.75	116.4	7.73	2.6	SR9	24/9/2014 8:00	28.53	96.0	6.44	3.0	SR9	24/9/2014 14:00	29.03	138.6	9.24	**8.5**	SR9	24/9/2014 20:00	28.91	113.5	7.62	4.7
SR9	24/9/2014 2:05	28.63	116.3	7.75	3.0	SR9	24/9/2014 8:05	28.52	94.5	6.34	3.5	SR9	24/9/2014 14:05	29.13	146.6	9.77	2.8	SR9	24/9/2014 20:05	28.96	113.0	7.55	4.6
SR9	24/9/2014 2:10	28.64	115.0	7.66	2.8	SR9	24/9/2014 8:10	28.51	96.1	6.46	2.6	SR9	24/9/2014 14:10	29.13	146.1	9.72	3.3	SR9	24/9/2014 20:10	29.00	120.9	8.07	3.5
SR9	24/9/2014 2:15	28.75	115.6	7.67	2.8	SR9	24/9/2014 8:15	28.51	96.7	6.50	2.7	SR9	24/9/2014 14:15	29.09	148.0	9.85	3.1	SR9	24/9/2014 20:15	28.94	118.3	7.93	4.2
SR9	24/9/2014 2:20	28.68	113.8	7.56	2.7	SR9	24/9/2014 8:20	28.51	98.7	6.63	2.9	SR9	24/9/2014 14:20	29.10	151.7	10.10	3.3	SR9	24/9/2014 20:20	28.97	121.2	8.12	3.9
SR9	24/9/2014 2:25	28.58	111.3	7.42	2.7	SR9	24/9/2014 8:25	28.52	97.9	6.59	2.6	SR9	24/9/2014 14:25	29.11	149.3	9.95	2.8	SR9	24/9/2014 20:25	28.97	122.5	8.20	3.6
SR9	24/9/2014 2:30	28.67	108.8	7.23	2.6	SR9	24/9/2014 8:30	28.53	95.6	6.43	3.1	SR9	24/9/2014 14:30	29.07	144.4	9.63	3.0	SR9	24/9/2014 20:30	28.97	122.3	8.19	3.5
SR9	24/9/2014 2:35	28.69	107.0	7.13	2.8	SR9	24/9/2014 8:35	28.53	96.6	6.49	3.2	SR9	24/9/2014 14:35	29.17	153.0	10.20	2.9	SR9	24/9/2014 20:35	28.98	122.5	8.21	3.3
SR9	24/9/2014 2:40	28.67	105.8	7.06	2.7	SR9	24/9/2014 8:40	28.53	95.7	6.46	4.7	SR9	24/9/2014 14:40	29.18	151.2	10.08	4.2	SR9	24/9/2014 20:40	29.00	123.7	8.30	3.6
SR9	24/9/2014 2:45	28.67	105.2	7.02	2.6	SR9	24/9/2014 8:45	28.53	99.1	6.69	3.0	SR9	24/9/2014 14:45	29.10	146.7	9.79	2.9	SR9	24/9/2014 20:45	28.98	123.5	8.27	3.4
SR9	24/9/2014 2:50	28.66	106.3	7.10	2.7	SR9	24/9/2014 8:50	28.53	99.4	6.68	2.7	SR9	24/9/2014 14:50	29.23	152.9	10.19	2.6	SR9	24/9/2014 20:50	28.94	120.2	8.06	4.1
SR9	24/9/2014 2:55	28.67	106.4	7.10	2.7	SR9	24/9/2014 8:55	28.54	100.2	6.74	2.5	SR9	24/9/2014 14:55	29.17	150.6	10.03	2.7	SR9	24/9/2014 20:55	28.98	122.7	8.20	3.2
SR9	24/9/2014 3:00	28.65	107.3	7.13	2.6	SR9	24/9/2014 9:00	28.54	104.1	6.98	2.4	SR9	24/9/2014 15:00	29.08	142.9	9.55	3.0	SR9	24/9/2014 21:00	28.99	124.1	8.28	3.1
SR9	24/9/2014 3:05	28.64	107.1	7.14	2.7	SR9	24/9/2014 9:05	28.56	106.0	7.13	2.4	SR9	24/9/2014 15:05	29.15	150.1	10.00	3.1	SR9	24/9/2014 21:05	28.99	127.0	8.49	3.3
SR9	24/9/2014 3:10	28.65	106.8	7.25	3.5	SR9	24/9/2014 9:10	28.58	106.3	7.16	2.4	SR9	24/9/2014 15:10	29.11	144.5	9.61	2.9	SR9	24/9/2014 21:10	29.01	126.6	8.48	3.1
SR9	24/9/2014 3:15	28.67	105.8	7.14	2.6	SR9	24/9/2014 9:15	28.57	105.1	7.09	2.8	SR9	24/9/2014 15:15	28.94	130.0	8.69	3.2	SR9	24/9/2014 21:15	28.97	120.0	8.03	4.0
SR9	24/9/2014 3:20	28.77	105.8	7.05	**11.1**	SR9	24/9/2014 9:20	28.60	108.2	7.28	2.4	SR9	24/9/2014 15:20	29.12	146.4	9.73	2.9	SR9	24/9/2014 21:20	28.94	115.3	7.74	4.1
SR9	24/9/2014 3:25	28.77	107.3	7.19	4.5	SR9	24/9/2014 9:25	28.61	108.9	7.33	2.3	SR9	24/9/2014 15:25	29.11	153.8	10.24	3.0	SR9	24/9/2014 21:25	28.96	116.0	7.78	4.2
SR9	24/9/2014 3:30	28.78	105.9	7.13	2.9	SR9	24/9/2014 9:30	28.65	111.2	7.49	2.1	SR9	24/9/2014 15:30	29.39	170.3	11.28	2.6	SR9	24/9/2014 21:30	28.96	115.9	7.81	4.1
SR9	24/9/2014 3:35	28.66	110.0	7.46	2.5	SR9	24/9/2014 9:35	28.66	112.5	7.56	2.0	SR9	24/9/2014 15:35	29.26	163.3	10.86	2.5	SR9	24/9/2014 21:35	28.97	117.6	7.92	4.4
SR9	24/9/2014 3:40	28.63	110.7	7.51	2.3	SR9	24/9/2014 9:40	28.65	111.7	7.52	2.1	SR9	24/9/2014 15:40	29.23	162.4	10.79	2.4	SR9	24/9/2014 21:40	28.96	119.7	8.12	4.1
SR9	24/9/2014 3:45	28.72	105.2	7.10	2.7	SR9	24/9/2014 9:45	28.65	108.6	7.31	2.4	SR9	24/9/2014 15:45	29.14	158.5	10.56	3.4	SR9	24/9/2014 21:45	28.92	118.8	8.04	3.8
SR9	24/9/2014 3:50	28.71	108.4	7.30	2.8	SR9	24/9/2014 9:50	28.65	111.1	7.47	2.2	SR9	24/9/2014 15:50	29.16	159.6	10.62	2.7	SR9	24/9/2014 21:50	28.92	115.1	7.85	4.5
SR9	24/9/2014 3:55	28.69	108.4	7.33	2.6	SR9	24/9/2014 9:55	28.70	112.4	7.54	2.2	SR9	24/9/2014 15:55	29.07	151.5	10.10	2.8	SR9	24/9/2014 21:55	28.90	114.3	7.79	4.5
SR9	24/9/2014 4:00	28.61	111.4	7.50	2.8	SR9	24/9/2014 10:00	28.66	114.1	7.66	2.3	SR9	24/9/2014 16:00	29.21	157.3	10.47	2.9	SR9	24/9/2014 22:00	28.88	115.0	7.88	4.0
SR9	24/9/2014 4:05	28.63	109.6	7.40	3.3	SR9	24/9/2014 10:05	28.68	116.1	7.79	2.2	SR9	24/9/2014 16:05	29.29	151.6	10.10	**5.3**	SR9	24/9/2014 22:05	28.79	108.3	7.35	3.4
SR9	24/9/2014 4:10	28.64	106.7	7.23	2.6	SR9	24/9/2014 10:10	28.70	116.3	7.82	2.3	SR9	24/9/2014 16:10	29.15	161.2	10.76	4.3	SR9	24/9/2014 22:10	28.74	104.5	7.11	3.6
SR9	24/9/2014 4:15	28.63	106.2	7.12	2.2	SR9	24/9/2014 10:15	28.81	117.3	7.88	2.2	SR9	24/9/2014 16:15	29.09	170.6	11.42	3.2	SR9	24/9/2014 22:15	28.75	103.6	7.08	3.5
SR9	24/9/2014 4:20	28.66	106.5	7.20	2.5	SR9	24/9/2014 10:20	28.72	118.9	7.99	2.3	SR9	24/9/2014 16:20	29.27	179.0	11.95	2.9	SR9	24/9/2014 22:20	28.75	102.5	6.99	3.5
SR9	24/9/2014 4:25	28.66	105.7	7.13	2.4	SR9	24/9/2014 10:25	28.74	119.0	8.00	2.3	SR9	24/9/2014 16:25	29.07	165.7	11.10	3.0	SR9	24/9/2014 22:25	28.70	101.2	6.89	3.5
SR9	24/9/2014 4:30	28.71	101.2	6.83	2.8	SR9	24/9/2014 10:30	28.82	120.8	8.15	2.1	SR9	24/9/2014 16:30	29.03	155.5	10.43	3.4	SR9	24/9/2014 22:30	28.69	101.7	6.92	3.8
SR9	24/9/2014 4:35	28.67	102.5	6.87	2.6	SR9	24/9/2014 10:35	28.84	123.3	8.30	2.3	SR9	24/9/2014 16:35	29.02	161.7	10.83	2.7	SR9	24/9/2014 22:35	28.70	101.3	6.92	4.1
SR9	24/9/2014 4:40	28.65	104.3	6.99	3.2	SR9	24/9/2014 10:40	28.89	125.3	8.42	2.1	SR9	24/9/2014 16:40	29.27	169.6	11.29	2.9	SR9	24/9/2014 22:40	28.70	100.9	6.84	4.4
SR9	24/9/2014 4:45	28.64	103.3	6.96	3.0	SR9	24/9/2014 10:45	28.90	126.1	8.48	2.1	SR9	24/9/2014 16:45	29.26	165.0	11.01	3.3	SR9	24/9/2014 22:45	28.71	104.5	7.15	3.9
SR9	24/9/2014 4:50	28.63	102.8	6.93	2.5	SR9	24/9/2014 10:50	28.95	128.2	8.65	2.4	SR9	24/9/2014 16:50	29.29	158.4	10.51	3.7	SR9	24/9/2014 22:50	28.70	102.4	7.02	4.4
SR9	24/9/2014 4:55	28.66	102.2	6.85	3.0	SR9	24/9/2014 10:55	28.92	129.6	8.71	2.3	SR9	24/9/2014 16:55	29.34	167.3	11.10	3.4	SR9	24/9/2014 22:55	28.69	102.7	7.05	4.5
SR9	24/9/2014 5:00	28.64	102.8	6.93	2.6	SR9	24/9/2014 11:00	28.82	128.5	8.64	2.4	SR9	24/9/2014 17:00	29.45	176.6	11.72	3.1	SR9	24/9/2014 23:00	28.69	102.3	7.04	4.2
SR9	24/9/2014 5:05	28.64	99.5	6.71	3.5	SR9	24/9/2014 11:05	28.83	127.6	8.56	3.9	SR9	24/9/2014 17:05	29.39	171.1	11.35	2.9	SR9	24/9/2014 23:05	28.69	101.3	6.96	4.2
SR9	24/9/2014 5:10	28.64	98.7	6.65	3.0	SR9	24/9/2014 11:10	28.89	123.0	8.22	2.6	SR9	24/9/2014 17:10	29.31	162.3	10.78	**6.2**	SR9	24/9/2014 23:10	28.70	101.4	6.97	4.1
SR9	24/9/2014 5:15	28.64	102.5	6.92	2.7	SR9	24/9/2014 11:15	28.82	127.5	8.57	3.1	SR9	24/9/2014 17:15	29.25	153.5	10.25	4.1	SR9	24/9/2014 23:15	28.69	100.4	6.76	4.2
SR9	24/9/2014 5:20	28.64	102.4	6.92	2.8	SR9	24/9/2014 11:20	28.96	130.2	8.74	2.4	SR9	24/9/2014 17:20	29.37	164.9	10.92	3.5	SR9	24/9/2014 23:20	28.66	99.3	6.69	4.3
SR9	24/9/2014 5:25	28.63	101.8	6.87	2.8	SR9	24/9/2014 11:25	28.92	131.8	8.87	3.8	SR9	24/9/2014 17:25	29.36	157.5	10.45	3.6	SR9	24/9/2014 23:25	28.70	102.3	6.86	3.8
SR9	24/9/2014 5:30	28.62	99.7	6.73	3.1	SR9	24/9/2014 11:30	29.10	130.3	8.69	2.2	SR9	24/9/2014 17:30	29.36	160.0	10.61	4.0	SR9	24/9/2014 23:30	28.71	104.3	7.18	3.6
SR9	24/9/2014 5:35	28.59	99.0	6.73	3.0	SR9	24/9/2014 11:35	28.83	126.0	8.44	2.5	SR9	24/9/2014 17:35	29.40	164.3	10.86	3.7	SR9	24/9/2014 23:35	28.72	119.9	8.27	2.6
SR9	24/9/2014 5:40	28.59	100.3	6.74	2.6	SR9	24/9/2014 11:40	28.92	128.1	8.54	2.5	SR9	24/9/2014 17:40	29.34	152.1	10.11	4.1	SR9	24/9/2014 23:40	28.77	122.5	8.37	2.3
SR9	24/9/2014 5:45	28.59	100.7	6.79	2.4	SR9	24/9/2014 11:45	29.17	133.3	8.86	2.4	SR9	24/9/2014 17:45	29.38	157.9	10.51	3.6	SR9	24/9/2014 23:45	28.81	125.7	8.53	2.8
SR9	24/9/2014 5:50	28.58	100.8	6.81	3.1	SR9	24/9/2014 11:50	29.04	135.0	9.01	2.4	SR9	24/9/2014 17:50	29.42	164.7	10.96	3.3	SR9	24/9/2014 23:50	28.86	136.7	9.29	2.1
SR9	24/9/2014 5:55	28.56	101.4	6.88	3.0	SR9	24/9/2014 11:55	29.19	135.0	8.96	2.8	SR9	24/9/2014 17:55	29.36	158.6	10.53	3.5	SR9	24/9/2014 23:55	28.88	139.7	9.50	1.5

Station	Timestamp	Temp (° C)	DO (%)	DO (mg/L)	Tur (NTU)	Station	Timestamp	Temp (° C)	DO (%)	DO (mg/L)	Tur (NTU)	Station	Timestamp	Temp (° C)	DO (%)	DO (mg/L)	Tur (NTU)	Station	Timestamp	Temp (°C)	DO (%)	DO (mg/L)	Tur (NTU)
SR10	24/9/2014 0:00	28.53	80.1	**5.31**	2.8	SR10	24/9/2014 6:00	28.44	76.9	**5.15**	3.2	SR10	24/9/2014 12:00	28.65	72.7	**4.83**	2.0	SR10	24/9/2014 18:00	28.88	76.6	**5.10**	3.1
SR10	24/9/2014 0:05	28.57	79.8	**5.29**	2.8	SR10	24/9/2014 6:05	28.45	76.9	**5.14**	3.4	SR10	24/9/2014 12:05	28.68	70.5	**4.68**	1.9	SR10	24/9/2014 18:05	28.87	76.6	**5.09**	3.6
SR10	24/9/2014 0:10	28.54	80.8	**5.36**	2.7	SR10	24/9/2014 6:10	28.44	76.8	**5.13**	3.0	SR10	24/9/2014 12:10	29.19	79.2	**5.22**	1.9	SR10	24/9/2014 18:10	28.86	73.4	**4.89**	3.3
SR10	24/9/2014 0:15	28.54	80.4	**5.33**	3.0	SR10	24/9/2014 6:15	28.41	76.9	**5.14**	2.9	SR10	24/9/2014 12:15	29.16	80.1	**5.28**	1.8	SR10	24/9/2014 18:15	28.84	79.6	**5.30**	2.7
SR10	24/9/2014 0:20	28.55	80.3	**5.32**	2.8	SR10	24/9/2014 6:20	28.45	77.1	**5.15**	**9.5**	SR10	24/9/2014 12:20	29.18	81.1	**5.34**	1.9	SR10	24/9/2014 18:20	28.83	77.8	**5.18**	2.5
SR10	24/9/2014 0:25	28.59	77.1	**5.11**	2.8	SR10	24/9/2014 6:25	28.46	76.5	**5.11**	3.8	SR10	24/9/2014 12:25	29.06	80.7	**5.33**	2.2	SR10	24/9/2014 18:25	28.84	79.6	**5.29**	2.8
SR10	24/9/2014 0:30	28.56	79.5	**5.28**	3.0	SR10	24/9/2014 6:30	28.44	75.5	**5.04**	2.5	SR10	24/9/2014 12:30	29.19	81.4	**5.37**	2.0	SR10	24/9/2014 18:30	28.82	80.6	**5.36**	2.6
SR10	24/9/2014 0:35	28.55	80.2	**5.32**	2.8	SR10	24/9/2014 6:35	28.44	75.0	**5.01**	2.5	SR10	24/9/2014 12:35	29.17	81.5	**5.37**	2.0	SR10	24/9/2014 18:35	28.81	78.1	**5.20**	2.4
SR10	24/9/2014 0:40	28.55	79.9	**5.30**	2.8	SR10	24/9/2014 6:40	28.42	75.1	**5.02**	3.4	SR10	24/9/2014 12:40	29.10	79.1	**5.22**	2.1	SR10	24/9/2014 18:40	28.83	78.8	**5.24**	2.3
SR10	24/9/2014 0:45	28.55	80.0	**5.31**	2.8	SR10	24/9/2014 6:45	28.41	75.1	**5.02**	2.1	SR10	24/9/2014 12:45	29.27	82.3	**5.42**	1.7	SR10	24/9/2014 18:45	28.86	80.0	**5.31**	2.6
SR10	24/9/2014 0:50	28.57	79.5	**5.27**	2.4	SR10	24/9/2014 6:50	28.40	73.1	**4.89**	2.3	SR10	24/9/2014 12:50	29.27	80.9	**5.33**	1.7	SR10	24/9/2014 18:50	28.87	79.1	**5.25**	2.1
SR10	24/9/2014 0:55	28.54	80.5	**5.34**	3.0	SR10	24/9/2014 6:55	28.38	71.9	**4.81**	2.0	SR10	24/9/2014 12:55	29.15	79.0	**5.21**	1.8	SR10	24/9/2014 18:55	28.87	78.8	**5.23**	2.2
SR10	24/9/2014 1:00	28.53	80.3	**5.33**	4.3	SR10	24/9/2014 7:00	28.36	71.6	**4.79**	2.0	SR10	24/9/2014 13:00	29.02	75.1	**4.97**	1.9	SR10	24/9/2014 19:00	28.89	79.9	**5.30**	2.2
SR10	24/9/2014 1:05	28.53	80.2	**5.32**	2.6	SR10	24/9/2014 7:05	28.36	69.9	**4.67**	**5.1**	SR10	24/9/2014 13:05	28.87	70.6	**4.68**	1.9	SR10	24/9/2014 19:05	28.91	80.4	**5.33**	2.1
SR10	24/9/2014 1:10	28.53	80.1	**5.31**	2.5	SR10	24/9/2014 7:10	28.37	71.2	**4.76**	2.0	SR10	24/9/2014 13:10	28.79	72.0	**4.78**	2.6	SR10	24/9/2014 19:10	28.92	81.1	**5.38**	2.5
SR10	24/9/2014 1:15	28.53	80.1	**5.31**	2.8	SR10	24/9/2014 7:15	28.37	70.5	**4.71**	2.1	SR10	24/9/2014 13:15	28.78	70.9	**4.71**	2.0	SR10	24/9/2014 19:15	28.92	81.5	**5.40**	2.2
SR10	24/9/2014 1:20	28.52	80.1	**5.32**	2.6	SR10	24/9/2014 7:20	28.37	69.8	**4.66**	2.6	SR10	24/9/2014 13:20	28.77	70.6	**4.69**	1.8	SR10	24/9/2014 19:20	28.93	81.8	**5.43**	1.8
SR10	24/9/2014 1:25	28.53	79.9	**5.30**	3.2	SR10	24/9/2014 7:25	28.37	70.4	**4.70**	2.1	SR10	24/9/2014 13:25	28.75	69.8	**4.64**	2.2	SR10	24/9/2014 19:25	28.94	81.5	**5.41**	1.9
SR10	24/9/2014 1:30	28.53	78.7	**5.22**	2.8	SR10	24/9/2014 7:30	28.37	70.7	**4.73**	2.3	SR10	24/9/2014 13:30	28.74	70.7	**4.70**	2.4	SR10	24/9/2014 19:30	28.95	82.1	**5.44**	1.9
SR10	24/9/2014 1:35	28.54	78.0	**5.17**	2.5	SR10	24/9/2014 7:35	28.38	70.8	**4.74**	2.1	SR10	24/9/2014 13:35	28.75	71.3	**4.74**	2.5	SR10	24/9/2014 19:35	28.96	82.3	**5.46**	1.7
SR10	24/9/2014 1:40	28.54	79.0	**5.24**	2.4	SR10	24/9/2014 7:40	28.38	70.5	**4.71**	2.1	SR10	24/9/2014 13:40	28.82	69.5	**4.61**	2.1	SR10	24/9/2014 19:40	28.98	82.2	**5.45**	1.8
SR10	24/9/2014 1:45	28.55	71.5	**4.74**	2.2	SR10	24/9/2014 7:45	28.39	70.6	**4.71**	2.4	SR10	24/9/2014 13:45	28.94	74.4	**4.93**	2.0	SR10	24/9/2014 19:45	28.99	82.7	**5.48**	1.8
SR10	24/9/2014 1:50	28.54	77.5	**5.15**	2.2	SR10	24/9/2014 7:50	28.40	68.0	**4.54**	2.0	SR10	24/9/2014 13:50	28.92	71.0	**4.70**	2.3	SR10	24/9/2014 19:50	29.00	83.1	**5.51**	1.8
SR10	24/9/2014 1:55	28.54	76.6	**5.09**	2.9	SR10	24/9/2014 7:55	28.41	66.6	**4.45**	2.3	SR10	24/9/2014 13:55	28.86	69.5	**4.61**	2.3	SR10	24/9/2014 19:55	28.98	82.7	**5.48**	1.9
SR10	24/9/2014 2:00	28.54	71.9	**4.77**	1.7	SR10	24/9/2014 8:00	28.41	64.3	**4.29**	2.6	SR10	24/9/2014 14:00	28.78	67.7	**4.49**	2.3	SR10	24/9/2014 20:00	28.99	81.8	**5.42**	2.0
SR10	24/9/2014 2:05	28.53	77.2	**5.13**	2.9	SR10	24/9/2014 8:05	28.41	66.6	**4.44**	2.3	SR10	24/9/2014 14:05	28.79	65.8	**4.37**	2.6	SR10	24/9/2014 20:05	28.99	81.7	**5.41**	2.1
SR10	24/9/2014 2:10	28.52	78.9	**5.24**	2.9	SR10	24/9/2014 8:10	28.41	65.4	**4.37**	3.3	SR10	24/9/2014 14:10	28.74	67.6	**4.49**	3.0	SR10	24/9/2014 20:10	29.00	81.5	**5.40**	2.5
SR10	24/9/2014 2:15	28.51	79.3	**5.27**	2.8	SR10	24/9/2014 8:15	28.42	71.0	**4.74**	3.6	SR10	24/9/2014 14:15	28.78	64.9	**4.31**	3.0	SR10	24/9/2014 20:15	29.00	80.7	**5.35**	2.1
SR10	24/9/2014 2:20	28.51	78.5	**5.22**	2.8	SR10	24/9/2014 8:20	28.42	71.7	**4.79**	2.4	SR10	24/9/2014 14:20	28.81	65.9	**4.38**	2.3	SR10	24/9/2014 20:20	29.00	79.2	**5.26**	2.1
SR10	24/9/2014 2:25	28.51	79.4	**5.27**	2.9	SR10	24/9/2014 8:25	28.42	74.5	**4.98**	2.5	SR10	24/9/2014 14:25	28.75	69.1	**4.59**	2.8	SR10	24/9/2014 20:25	29.00	79.0	**5.24**	2.1
SR10	24/9/2014 2:30	28.51	79.3	**5.27**	2.8	SR10	24/9/2014 8:30	28.43	74.4	**4.97**	2.2	SR10	24/9/2014 14:30	28.75	74.6	**4.96**	2.6	SR10	24/9/2014 20:30	29.00	80.4	**5.33**	2.1
SR10	24/9/2014 2:35	28.52	79.9	**5.31**	2.8	SR10	24/9/2014 8:35	28.43	74.4	**4.97**	2.4	SR10	24/9/2014 14:35	28.63	76.9	**5.12**	3.0	SR10	24/9/2014 20:35	29.00	80.4	**5.33**	2.2
SR10	24/9/2014 2:40	28.52	79.3	**5.27**	2.8	SR10	24/9/2014 8:40	28.43	74.6	**4.98**	2.6	SR10	24/9/2014 14:40	28.70	73.9	**4.91**	2.5	SR10	24/9/2014 20:40	28.97	74.1	**4.92**	2.2
SR10	24/9/2014 2:45	28.53	79.5	**5.28**	2.1	SR10	24/9/2014 8:45	28.44	73.4	**4.90**	2.8	SR10	24/9/2014 14:45	29.05	75.7	**5.01**	2.3	SR10	24/9/2014 20:45	28.94	73.6	**4.89**	2.3
SR10	24/9/2014 2:50	28.53	79.6	**5.29**	2.4	SR10	24/9/2014 8:50	28.44	74.8	**4.99**	2.7	SR10	24/9/2014 14:50	29.07	84.6	**5.60**	1.7	SR10	24/9/2014 20:50	28.89	73.8	**4.91**	3.2
SR10	24/9/2014 2:55	28.54	79.6	**5.28**	2.3	SR10	24/9/2014 8:55	28.45	76.6	**5.11**	2.3	SR10	24/9/2014 14:55	29.09	84.8	**5.61**	1.8	SR10	24/9/2014 20:55	28.89	73.2	**4.87**	2.3
SR10	24/9/2014 3:00	28.53	79.8	**5.30**	2.1	SR10	24/9/2014 9:00	28.45	76.6	**5.11**	2.9	SR10	24/9/2014 15:00	29.05	84.0	**5.56**	3.4	SR10	24/9/2014 21:00	28.89	73.6	**4.89**	2.3
SR10	24/9/2014 3:05	28.54	79.5	**5.28**	2.1	SR10	24/9/2014 9:05	28.46	76.5	**5.10**	2.4	SR10	24/9/2014 15:05	29.05	83.4	**5.52**	**5.1**	SR10	24/9/2014 21:05	28.90	70.9	**4.71**	2.5
SR10	24/9/2014 3:10	28.54	79.7	**5.29**	2.0	SR10	24/9/2014 9:10	28.48	77.0	**5.13**	2.6	SR10	24/9/2014 15:10	28.95	82.8	**5.49**	3.4	SR10	24/9/2014 21:10	28.88	69.1	**4.59**	2.0
SR10	24/9/2014 3:15	28.55	78.1	**5.18**	3.6	SR10	24/9/2014 9:15	28.47	77.6	**5.18**	2.6	SR10	24/9/2014 15:15	29.07	84.0	**5.56**	2.6	SR10	24/9/2014 21:15	28.88	68.3	**4.54**	1.9
SR10	24/9/2014 3:20	28.54	78.6	**5.22**	2.8	SR10	24/9/2014 9:20	28.50	78.2	**5.22**	2.6	SR10	24/9/2014 15:20	29.13	85.0	**5.62**	2.4	SR10	24/9/2014 21:20	28.88	69.1	**4.59**	2.3
SR10	24/9/2014 3:25	28.52	77.6	**5.16**	3.2	SR10	24/9/2014 9:25	28.51	77.8	**5.19**	2.9	SR10	24/9/2014 15:25	29.19	85.0	**5.62**	2.3	SR10	24/9/2014 21:25	28.88	68.7	**4.57**	2.0
SR10	24/9/2014 3:30	28.49	77.4	**5.15**	4.1	SR10	24/9/2014 9:30	28.52	77.8	**5.19**	2.5	SR10	24/9/2014 15:30	29.13	84.5	**5.59**	2.9	SR10	24/9/2014 21:30	28.86	70.0	**4.66**	2.3
SR10	24/9/2014 3:35	28.49	77.1	**5.12**	4.4	SR10	24/9/2014 9:35	28.53	78.2	**5.21**	3.9	SR10	24/9/2014 15:35	29.08	84.0	**5.56**	4.1	SR10	24/9/2014 21:35	28.85	70.8	**4.71**	2.1
SR10	24/9/2014 3:40	28.47	77.0	**5.12**	3.7	SR10	24/9/2014 9:40	28.54	77.4	**5.15**	2.3	SR10	24/9/2014 15:40	29.06	83.6	**5.54**	3.0	SR10	24/9/2014 21:40	28.85	66.5	**4.42**	2.0
SR10	24/9/2014 3:45	28.46	76.8	**5.11**	3.3	SR10	24/9/2014 9:45	28.51	77.1	**5.14**	3.0	SR10	24/9/2014 15:45	29.09	83.5	**5.53**	3.3	SR10	24/9/2014 21:45	28.85	72.0	**4.79**	2.2
SR10	24/9/2014 3:50	28.45	76.6	**5.10**	3.0	SR10	24/9/2014 9:50	28.54	77.4	**5.15**	3.3	SR10	24/9/2014 15:50	29.11	83.7	**5.54**	3.1	SR10	24/9/2014 21:50	28.84	73.0	**4.85**	2.5
SR10	24/9/2014 3:55	28.46	76.4	**5.09**	3.0	SR10	24/9/2014 9:55	28.52	76.6	**5.11**	2.8	SR10	24/9/2014 15:55	29.13	84.2	**5.57**	3.2	SR10	24/9/2014 21:55	28.83	74.5	**4.95**	2.7
SR10	24/9/2014 4:00	28.45	76.6	**5.10**	3.4	SR10	24/9/2014 10:00	28.52	77.5	**5.16**	4.2	SR10	24/9/2014 16:00	29.15	84.5	**5.59**	2.5	SR10	24/9/2014 22:00	28.84	79.7	**5.30**	2.6
SR10	24/9/2014 4:05	28.43	76.1	**5.06**	3.2	SR10	24/9/2014 10:05	28.50	77.1	**5.14**	3.4	SR10	24/9/2014 16:05	29.10	84.0	**5.56**	3.0	SR10	24/9/2014 22:05	28.84	78.0	**5.19**	2.6
SR10	24/9/2014 4:10	28.43	75.8	**5.04**	3.1	SR10	24/9/2014 10:10	28.51	76.0	**5.07**	3.7	SR10	24/9/2014 16:10	29.10	83.8	**5.55**	3.0	SR10	24/9/2014 22:10	28.84	79.8	**5.31**	2.8
SR10	24/9/2014 4:15	28.45	75.7	**5.04**	3.6	SR10	24/9/2014 10:15	28.50	76.0	**5.07**	3.4	SR10	24/9/2014 16:15	29.04	83.4	**5.53**	3.0	SR10	24/9/2014 22:15	28.84	80.1	**5.33**	3.9
SR10	24/9/2014 4:20	28.43	75.4	**5.03**	3.3	SR10	24/9/2014 10:20	28.46	74.9	**5.00**	**5.3**	SR10	24/9/2014 16:20	29.03	83.2	**5.51**	3.1	SR10	24/9/2014 22:20	28.82	79.9	**5.31**	4.2
SR10	24/9/2014 4:25	28.43	75.2	**5.01**	3.3	SR10	24/9/2014 10:25	28.46	74.7	**4.97**	**5.4**	SR10	24/9/2014 16:25	29.00	83.1	**5.51**	3.3	SR10	24/9/2014 22:25	28.78	79.5	**5.29**	4.1
SR10	24/9/2014 4:30	28.43	75.3	**5.02**	3.3	SR10	24/9/2014 10:30	28.47	74.0	**4.94**	**4.8**	SR10	24/9/2014 16:30	28.97	82.6	**5.49**	3.2	SR10	24/9/2014 22:30	28.77	78.5	**5.23**	**5.0**
SR10	24/9/2014 4:35	28.43	75.0	**5.00**	3.3	SR10	24/9/2014 10:35	28.72	78.2	**5.19**	3.4	SR10	24/9/2014 16:35	28.94	82.3	**5.47**	3.4	SR10	24/9/2014 22:35	28.78	78.7	**5.24**	**5.5**
SR10	24/9/2014 4:40	28.42	74.8	**4.98**	3.2	SR10	24/9/2014 10:40	28.68	76.8	**5.11**	3.0	SR10	24/9/2014 16:40	28.95	82.6	**5.49**	2.9	SR10	24/9/2014 22:40	28.73	79.0	**5.27**	4.5
SR10	24/9/2014 4:45	28.42	74.5	**4.97**	3.5	SR10	24/9/2014 10:45	28.70	78.6	**5.23**	4.3	SR10	24/9/2014 16:45	28.94	82.2	**5.45**	3.0	SR10	24/9/2014 22:45	28.72	78.9	**5.26**	4.6
SR10	24/9/2014 4:50	28.42	74.6	**4.97**	3.4	SR10	24/9/2014 10:50	28.74	78.6	**5.22**	3.1	SR10	24/9/2014 16:50	28.95	83.1	**5.52**	3.5	SR10	24/9/2014 22:50	28.72	78.9	**5.26**	4.3
SR10	24/9/2014 4:55	28.43	74.4	**4.96**	3.3	SR10	24/9/2014 10:55	28.72	72.8	**4.83**	3.3	SR10	24/9/2014 16:55	28.92	82.0	**5.44**	3.0	SR10	24/9/2014 22:55	28.72	78.9	**5.26**	4.4
SR10	24/9/2014 5:00	28.41	74.6	**4.97**	3.0	SR10	24/9/2014 11:00	28.67	69.1	**4.59**	3.2	SR10	24/9/2014 17:00	28.91	81.8	**5.43**	3.3	SR10	24/9/2014 23:00	28.72	78.7	**5.25**	3.8
SR10	24/9/2014 5:05	28.44	75.3	**5.02**	3.2	SR10	24/9/2014 11:05	28.60	69.1	**4.60**	3.5	SR10	24/9/2014 17:05	28.86	81.4	**5.41**	3.2	SR10	24/9/2014 23:05	28.72	78.1	**5.20**	3.8
SR10	24/9/2014 5:10	28.43	75.3	**5.02**	3.1	SR10	24/9/2014 11:10	28.54	75.3	**5.01**	3.7	SR10	24/9/2014 17:10	28.88	81.7	**5.43**	3.0	SR10	24/9/2014 23:10	28.72	78.0	**5.19**	3.7
SR10	24/9/2014 5:15	28.45	78.0	**5.20**	3.2	SR10	24/9/2014 11:15	28.53	75.5	**5.03**	3.8	SR10	24/9/2014 17:15	28.87	81.7	**5.43**	3.4	SR10	24/9/2014 23:15	28.74	77.9	**5.19**	3.1
SR10	24/9/2014 5:20	28.46	78.4	**5.22**	2.7	SR10	24/9/2014 11:20	28.51	77.0	**5.14**	3.6	SR10	24/9/2014 17:20	28.86	81.3	**5.41**	3.4	SR10	24/9/2014 23:20	28.71	78.1	**5.21**	3.8
SR10	24/9/2014 5:25	28.47	79.4	**5.29**	2.8	SR10	24/9/2014 11:25	28.50	77.6	**5.17**	3.5	SR10	24/9/2014 17:25	28.83	81.0	**5.39**	3.5	SR10	24/9/2014 23:25	28.73	77.3	**5.15**	3.4
SR10	24/9/2014 5:30	28.43	76.9	**5.12**	3.3	SR10	24/9/2014 11:30	28.50	77.8	**5.19**	3.3	SR10	24/9/2014 17:30	28.85	82.5	**5.49**	3.2	SR10	24/9/2014 23:30	28.70	77.8	**5.19**	3.7
SR10	24/9/2014 5:35	28.42	76.9	**5.13**	2.6	SR10	24/9/2014 11:35	28.51	77.7	**5.18**	3.2	SR10	24/9/2014 17:35	28.84	82.5	**5.49**	2.9	SR10	24/9/2014 23:35	28.71	77.7	**5.19**	3.6
SR10	24/9/2014 5:40	28.48	79.2	**5.28**	3.5	SR10	24/9/2014 11:40	28.53	71.0	**4.73**	2.3	SR10	24/9/2014 17:40	28.87	83.6	**5.56**	3.0	SR10	24/9/2014 23:40	28.70	77.6	**5.18**	3.8
SR10	24/9/2014 5:45	28.45	77.7	**5.18**	2.9	SR10	24/9/2014 11:45	28.53	73.1	**4.87**	2.7	SR10	24/9/2014 17:45	28.88	84.1	**5.59**	2.5	SR10	24/9/2014 23:45	28.72	77.5	**5.18**	3.2
SR10	24/9/2014 5:50	28.45	77.3	**5.15**	3.5	SR10	24/9/2014 11:50	28.51	78.3	**5.21**	2.7	SR10	24/9/2014 17:50	28.88	83.5	**5.55**	**5.9**	SR10	24/9/2014 23:50	28.73	77.6	**5.18**	3.1
SR10	24/9/2014 5:55	28.43	77.0	**5.14**	2.8	SR10	24/9/2014 11:55	28.57	73.6	**4.90**	2.6	SR10	24/9/2014 17:55	28.88	81.7	**5.44**	3.3	SR10	24/9/2014 23:55	28.73	75.8	**5.06**	3.0

Station	Timestamp	Temp (° C)	DO (%)	DO (mg/L)	Tur (NTU)	Station	Timestamp	Temp (° C)	DO (%)	DO (mg/L)	Tur (NTU)	Station	Timestamp	Temp (° C)	DO (%)	DO (mg/L)	Tur (NTU)	Station	Timestamp	Temp (°C)	DO (%)	DO (mg/L)	Tur (NTU)
SR11	24/9/2014 0:00	28.88	80.4	**5.13**	1.0	SR11	24/9/2014 6:00	28.66	70.5	**4.51**	0.9	SR11	24/9/2014 12:00	28.73	77.7	**4.97**	0.8	SR11	24/9/2014 18:00	29.28	100.7	6.38	1.3
SR11	24/9/2014 0:05	28.89	83.1	**5.30**	0.6	SR11	24/9/2014 6:05	28.67	71.1	**4.55**	1.0	SR11	24/9/2014 12:05	28.72	78.2	**5.01**	1.1	SR11	24/9/2014 18:05	29.31	97.0	6.15	1.2
SR11	24/9/2014 0:10	28.87	81.1	**5.18**	1.6	SR11	24/9/2014 6:10	28.69	73.3	**4.69**	1.2	SR11	24/9/2014 12:10	28.80	79.5	**5.08**	0.7	SR11	24/9/2014 18:10	29.29	97.5	6.18	1.7
SR11	24/9/2014 0:15	28.87	82.9	**5.29**	1.3	SR11	24/9/2014 6:15	28.68	70.8	**4.53**	0.7	SR11	24/9/2014 12:15	28.78	77.9	**4.98**	1.1	SR11	24/9/2014 18:15	29.25	94.7	6.00	1.5
SR11	24/9/2014 0:20	28.88	80.8	**5.16**	0.9	SR11	24/9/2014 6:20	28.68	72.7	**4.65**	0.5	SR11	24/9/2014 12:20	28.74	71.8	**4.59**	1.5	SR11	24/9/2014 18:20	29.25	103.8	6.58	1.0
SR11	24/9/2014 0:25	28.89	82.4	**5.26**	1.1	SR11	24/9/2014 6:25	28.65	73.3	**4.69**	1.2	SR11	24/9/2014 12:25	28.79	73.8	**4.71**	1.1	SR11	24/9/2014 18:25	29.26	112.6	7.14	1.1
SR11	24/9/2014 0:30	28.86	80.8	**5.16**	1.3	SR11	24/9/2014 6:30	28.65	78.7	**5.04**	1.0	SR11	24/9/2014 12:30	28.78	71.7	**4.58**	1.4	SR11	24/9/2014 18:30	29.23	112.6	7.14	1.1
SR11	24/9/2014 0:35	28.89	80.2	**5.12**	0.4	SR11	24/9/2014 6:35	28.67	70.3	**4.50**	0.5	SR11	24/9/2014 12:35	28.83	72.7	**4.65**	1.4	SR11	24/9/2014 18:35	29.24	114.6	7.27	0.9
SR11	24/9/2014 0:40	28.86	79.9	**5.10**	0.9	SR11	24/9/2014 6:40	28.67	73.4	**4.70**	0.5	SR11	24/9/2014 12:40	28.83	75.4	**4.81**	1.3	SR11	24/9/2014 18:40	29.24	113.8	7.21	1.4
SR11	24/9/2014 0:45	28.92	84.6	**5.39**	0.9	SR11	24/9/2014 6:45	28.66	75.0	**4.80**	1.1	SR11	24/9/2014 12:45	28.84	76.2	**4.87**	1.1	SR11	24/9/2014 18:45	29.10	105.8	6.74	1.5
SR11	24/9/2014 0:50	28.92	85.9	**5.47**	0.6	SR11	24/9/2014 6:50	28.67	75.1	**4.80**	0.7	SR11	24/9/2014 12:50	28.77	70.8	**4.53**	2.0	SR11	24/9/2014 18:50	29.09	106.1	6.76	3.0
SR11	24/9/2014 0:55	28.91	85.6	**5.46**	0.7	SR11	24/9/2014 6:55	28.66	77.2	**4.94**	0.6	SR11	24/9/2014 12:55	28.80	70.4	**4.50**	1.5	SR11	24/9/2014 18:55	28.97	90.4	**5.77**	2.2
SR11	24/9/2014 1:00	28.91	87.0	**5.55**	0.6	SR11	24/9/2014 7:00	28.67	77.1	**4.93**	0.6	SR11	24/9/2014 13:00	28.83	73.4	**4.69**	1.4	SR11	24/9/2014 19:00	28.98	92.3	**5.89**	2.1
SR11	24/9/2014 1:05	28.90	86.4	**5.51**	0.9	SR11	24/9/2014 7:05	28.66	78.5	**5.02**	0.9	SR11	24/9/2014 13:05	28.81	71.7	**4.58**	1.5	SR11	24/9/2014 19:05	28.95	87.2	**5.56**	2.8
SR11	24/9/2014 1:10	28.89	84.1	**5.37**	0.8	SR11	24/9/2014 7:10	28.66	78.5	**5.02**	0.9	SR11	24/9/2014 13:10	28.82	71.6	**4.57**	1.7	SR11	24/9/2014 19:10	28.94	86.6	**5.53**	2.7
SR11	24/9/2014 1:15	28.89	86.5	**5.52**	0.6	SR11	24/9/2014 7:15	28.67	78.3	**5.01**	0.7	SR11	24/9/2014 13:15	28.79	72.3	**4.62**	1.7	SR11	24/9/2014 19:15	28.93	86.9	**5.55**	2.8
SR11	24/9/2014 1:20	28.88	85.6	**5.46**	0.9	SR11	24/9/2014 7:20	28.66	76.0	**4.86**	0.5	SR11	24/9/2014 13:20	28.85	73.8	**4.71**	1.0	SR11	24/9/2014 19:20	28.87	82.0	**5.25**	4.0
SR11	24/9/2014 1:25	28.90	88.4	**5.64**	0.7	SR11	24/9/2014 7:25	28.67	76.6	**4.90**	0.4	SR11	24/9/2014 13:25	28.81	72.6	**4.64**	1.4	SR11	24/9/2014 19:25	28.91	84.5	**5.40**	2.4
SR11	24/9/2014 1:30	28.87	84.8	**5.41**	0.9	SR11	24/9/2014 7:30	28.67	77.9	**4.98**	0.8	SR11	24/9/2014 13:30	28.78	71.3	**4.55**	1.4	SR11	24/9/2014 19:30	28.83	82.0	**5.25**	2.0
SR11	24/9/2014 1:35	28.87	84.8	**5.41**	0.7	SR11	24/9/2014 7:35	28.68	76.3	**4.88**	0.9	SR11	24/9/2014 13:35	28.80	68.9	**4.40**	1.3	SR11	24/9/2014 19:35	28.87	82.3	**5.26**	3.1
SR11	24/9/2014 1:40	28.89	87.4	**5.57**	2.6	SR11	24/9/2014 7:40	28.67	75.4	**4.82**	0.6	SR11	24/9/2014 13:40	28.81	69.4	**4.43**	1.2	SR11	24/9/2014 19:40	28.92	83.5	**5.33**	2.0
SR11	24/9/2014 1:45	28.88	83.8	**5.34**	0.7	SR11	24/9/2014 7:45	28.68	75.9	**4.85**	1.1	SR11	24/9/2014 13:45	28.81	68.1	**4.35**	1.1	SR11	24/9/2014 19:45	28.86	82.9	**5.30**	2.1
SR11	24/9/2014 1:50	28.89	86.1	**5.49**	0.5	SR11	24/9/2014 7:50	28.69	76.5	**4.89**	0.8	SR11	24/9/2014 13:50	28.81	68.6	**4.38**	1.2	SR11	24/9/2014 19:50	28.94	85.1	**5.44**	2.2
SR11	24/9/2014 1:55	28.82	81.5	**5.20**	1.3	SR11	24/9/2014 7:55	28.69	77.3	**4.94**	1.1	SR11	24/9/2014 13:55	28.80	66.8	**4.26**	1.3	SR11	24/9/2014 19:55	28.86	83.6	**5.34**	2.0
SR11	24/9/2014 2:00	28.80	80.3	**5.13**	0.8	SR11	24/9/2014 8:00	28.68	77.5	**4.96**	0.6	SR11	24/9/2014 14:00	28.84	68.6	**4.38**	0.8	SR11	24/9/2014 20:00	28.84	83.2	**5.32**	2.6
SR11	24/9/2014 2:05	28.81	78.9	**5.04**	1.3	SR11	24/9/2014 8:05	28.69	74.7	**4.78**	0.6	SR11	24/9/2014 14:05	28.87	68.2	**4.35**	0.6	SR11	24/9/2014 20:05	28.84	82.9	**5.30**	2.4
SR11	24/9/2014 2:10	28.84	79.5	**5.07**	3.6	SR11	24/9/2014 8:10	28.70	77.6	**4.96**	0.5	SR11	24/9/2014 14:10	28.87	68.2	**4.35**	0.6	SR11	24/9/2014 20:10	28.80	81.9	**5.25**	2.1
SR11	24/9/2014 2:15	28.85	79.8	**5.09**	0.8	SR11	24/9/2014 8:15	28.69	79.3	**5.07**	0.8	SR11	24/9/2014 14:15	28.85	69.0	**4.41**	0.9	SR11	24/9/2014 20:15	28.84	82.1	**5.25**	2.0
SR11	24/9/2014 2:20	28.87	79.9	**5.10**	0.9	SR11	24/9/2014 8:20	28.65	79.5	**5.09**	0.9	SR11	24/9/2014 14:20	28.87	69.6	**4.44**	0.4	SR11	24/9/2014 20:20	28.89	86.7	**5.54**	2.2
SR11	24/9/2014 2:25	28.86	77.9	**4.97**	0.7	SR11	24/9/2014 8:25	28.65	75.3	**4.82**	1.1	SR11	24/9/2014 14:25	28.94	78.9	**5.02**	1.1	SR11	24/9/2014 20:25	28.80	81.7	**5.23**	2.3
SR11	24/9/2014 2:30	28.87	79.7	**5.08**	0.6	SR11	24/9/2014 8:30	28.67	81.2	**5.19**	0.9	SR11	24/9/2014 14:30	28.73	70.7	**4.52**	**4.8**	SR11	24/9/2014 20:30	28.87	86.9	**5.56**	1.9
SR11	24/9/2014 2:35	28.84	77.7	**4.96**	0.9	SR11	24/9/2014 8:35	28.70	82.9	**5.30**	0.6	SR11	24/9/2014 14:35	28.77	72.1	**4.60**	2.3	SR11	24/9/2014 20:35	28.83	83.3	**5.33**	1.9
SR11	24/9/2014 2:40	28.82	76.0	**4.86**	0.8	SR11	24/9/2014 8:40	28.69	82.3	**5.26**	0.7	SR11	24/9/2014 14:40	28.67	72.4	**4.63**	3.0	SR11	24/9/2014 20:40	28.82	84.5	**5.41**	2.3
SR11	24/9/2014 2:45	28.79	73.7	**4.71**	1.0	SR11	24/9/2014 8:45	28.70	83.6	**5.35**	0.7	SR11	24/9/2014 14:45	28.69	73.5	**4.70**	2.6	SR11	24/9/2014 20:45	28.86	85.1	**5.44**	1.6
SR11	24/9/2014 2:50	28.80	76.0	**4.85**	1.1	SR11	24/9/2014 8:50	28.69	83.5	**5.34**	0.7	SR11	24/9/2014 14:50	28.75	73.3	**4.69**	2.0	SR11	24/9/2014 20:50	28.83	82.2	**5.26**	1.5
SR11	24/9/2014 2:55	28.81	75.5	**4.82**	0.7	SR11	24/9/2014 8:55	28.69	83.1	**5.31**	0.7	SR11	24/9/2014 14:55	28.86	75.5	**4.82**	1.3	SR11	24/9/2014 20:55	28.92	90.3	**5.76**	2.1
SR11	24/9/2014 3:00	28.77	76.1	**4.86**	1.2	SR11	24/9/2014 9:00	28.70	82.8	**5.30**	0.7	SR11	24/9/2014 15:00	28.91	80.0	**5.10**	1.4	SR11	24/9/2014 21:00	28.89	89.0	**5.68**	1.8
SR11	24/9/2014 3:05	28.73	74.7	**4.78**	1.7	SR11	24/9/2014 9:05	28.70	83.0	**5.31**	0.9	SR11	24/9/2014 15:05	28.87	75.7	**4.83**	1.4	SR11	24/9/2014 21:05	28.84	86.8	**5.55**	2.2
SR11	24/9/2014 3:10	28.72	74.3	**4.75**	1.6	SR11	24/9/2014 9:10	28.68	82.6	**5.28**	0.7	SR11	24/9/2014 15:10	28.91	83.0	**5.29**	0.9	SR11	24/9/2014 21:10	28.88	82.6	**5.28**	2.3
SR11	24/9/2014 3:15	28.76	75.3	**4.81**	1.7	SR11	24/9/2014 9:15	28.70	83.3	**5.33**	0.6	SR11	24/9/2014 15:15	28.90	83.4	**5.32**	1.2	SR11	24/9/2014 21:15	28.85	82.7	**5.29**	1.6
SR11	24/9/2014 3:20	28.80	74.9	**4.78**	0.8	SR11	24/9/2014 9:20	28.73	83.9	**5.36**	0.7	SR11	24/9/2014 15:20	28.90	75.9	**4.84**	0.8	SR11	24/9/2014 21:20	28.83	85.4	**5.47**	1.7
SR11	24/9/2014 3:25	28.73	73.4	**4.69**	1.1	SR11	24/9/2014 9:25	28.71	84.4	**5.39**	1.7	SR11	24/9/2014 15:25	28.92	80.4	**5.12**	0.5	SR11	24/9/2014 21:25	28.86	81.7	**5.22**	1.8
SR11	24/9/2014 3:30	28.78	73.8	**4.72**	0.8	SR11	24/9/2014 9:30	28.70	83.6	**5.35**	0.7	SR11	24/9/2014 15:30	28.93	86.5	**5.51**	0.9	SR11	24/9/2014 21:30	28.85	81.3	**5.20**	1.8
SR11	24/9/2014 3:35	28.73	72.8	**4.65**	3.7	SR11	24/9/2014 9:35	28.74	87.2	**5.58**	0.5	SR11	24/9/2014 15:35	28.95	96.9	6.17	1.0	SR11	24/9/2014 21:35	28.84	84.2	**5.39**	1.9
SR11	24/9/2014 3:40	28.79	72.7	**4.64**	0.8	SR11	24/9/2014 9:40	28.76	88.8	**5.67**	0.4	SR11	24/9/2014 15:40	28.98	94.0	5.99	0.8	SR11	24/9/2014 21:40	28.84	84.1	**5.38**	1.9
SR11	24/9/2014 3:45	28.79	73.1	**4.66**	0.6	SR11	24/9/2014 9:45	28.81	89.3	**5.70**	0.3	SR11	24/9/2014 15:45	28.99	104.0	6.62	0.9	SR11	24/9/2014 21:45	28.84	82.7	**5.29**	1.6
SR11	24/9/2014 3:50	28.77	71.8	**4.59**	1.1	SR11	24/9/2014 9:50	28.86	93.1	**5.94**	0.6	SR11	24/9/2014 15:50	29.01	102.6	6.53	1.1	SR11	24/9/2014 21:50	28.85	82.5	**5.27**	1.7
SR11	24/9/2014 3:55	28.72	72.4	**4.63**	1.4	SR11	24/9/2014 9:55	28.92	93.2	**5.94**	0.6	SR11	24/9/2014 15:55	29.03	104.6	6.66	0.9	SR11	24/9/2014 21:55	28.97	88.3	**5.64**	2.0
SR11	24/9/2014 4:00	28.75	72.7	**4.65**	0.9	SR11	24/9/2014 10:00	28.78	87.8	**5.61**	0.7	SR11	24/9/2014 16:00	29.07	109.1	6.94	1.3	SR11	24/9/2014 22:00	28.88	82.6	**5.28**	1.5
SR11	24/9/2014 4:05	28.73	72.2	**4.62**	1.0	SR11	24/9/2014 10:05	28.78	85.2	**5.45**	0.8	SR11	24/9/2014 16:05	29.10	114.1	7.25	0.9	SR11	24/9/2014 22:05	29.00	89.2	**5.69**	2.2
SR11	24/9/2014 4:10	28.74	72.0	**4.61**	2.8	SR11	24/9/2014 10:10	28.70	83.8	**5.36**	0.9	SR11	24/9/2014 16:10	29.05	109.4	6.96	3.5	SR11	24/9/2014 22:10	28.92	84.9	**5.42**	1.4
SR11	24/9/2014 4:15	28.70	73.3	**4.69**	1.2	SR11	24/9/2014 10:15	28.71	83.1	**5.32**	0.8	SR11	24/9/2014 16:15	29.19	114.9	7.29	3.3	SR11	24/9/2014 22:15	28.90	83.2	**5.32**	1.3
SR11	24/9/2014 4:20	28.71	73.3	**4.69**	0.9	SR11	24/9/2014 10:20	28.67	82.6	**5.29**	0.9	SR11	24/9/2014 16:20	29.11	107.4	6.82	1.0	SR11	24/9/2014 22:20	28.91	84.7	**5.41**	1.8
SR11	24/9/2014 4:25	28.70	73.9	**4.72**	1.6	SR11	24/9/2014 10:25	28.92	84.7	**5.40**	0.4	SR11	24/9/2014 16:25	29.22	116.7	7.40	0.7	SR11	24/9/2014 22:25	28.96	86.7	**5.53**	1.8
SR11	24/9/2014 4:30	28.71	73.5	**4.70**	0.9	SR11	24/9/2014 10:30	28.64	82.4	**5.28**	0.9	SR11	24/9/2014 16:30	29.21	114.0	7.23	1.9	SR11	24/9/2014 22:30	28.94	80.1	**5.11**	3.9
SR11	24/9/2014 4:35	28.70	72.2	**4.62**	1.0	SR11	24/9/2014 10:35	28.79	82.7	**5.29**	0.9	SR11	24/9/2014 16:35	29.10	112.2	7.14	1.2	SR11	24/9/2014 22:35	28.95	73.1	**4.67**	2.1
SR11	24/9/2014 4:40	28.68	72.4	**4.63**	1.2	SR11	24/9/2014 10:40	28.64	81.6	**5.23**	0.9	SR11	24/9/2014 16:40	29.25	117.2	7.44	0.6	SR11	24/9/2014 22:40	28.95	71.3	**4.55**	1.6
SR11	24/9/2014 4:45	28.67	71.8	**4.59**	1.1	SR11	24/9/2014 10:45	28.66	81.7	**5.23**	0.9	SR11	24/9/2014 16:45	29.15	114.7	7.29	1.4	SR11	24/9/2014 22:45	28.96	74.4	**4.75**	1.8
SR11	24/9/2014 4:50	28.65	73.5	**4.70**	1.4	SR11	24/9/2014 10:50	28.66	80.9	**5.18**	0.9	SR11	24/9/2014 16:50	29.14	113.2	7.19	0.7	SR11	24/9/2014 22:50	28.95	72.1	**4.60**	1.9
SR11	24/9/2014 4:55	28.68	72.4	**4.63**	1.6	SR11	24/9/2014 10:55	28.70	81.5	**5.21**	1.2	SR11	24/9/2014 16:55	29.11	109.2	6.95	0.7	SR11	24/9/2014 22:55	28.95	75.5	**4.82**	1.5
SR11	24/9/2014 5:00	28.71	73.3	**4.69**	0.6	SR11	24/9/2014 11:00	28.65	79.8	**5.12**	0.8	SR11	24/9/2014 17:00	29.16	116.3	7.40	0.8	SR11	24/9/2014 23:00	28.97	74.7	**4.77**	1.8
SR11	24/9/2014 5:05	28.71	72.9	**4.66**	1.0	SR11	24/9/2014 11:05	28.63	77.8	**4.98**	0.8	SR11	24/9/2014 17:05	29.18	114.7	7.29	0.9	SR11	24/9/2014 23:05	28.95	76.8	**4.90**	1.5
SR11	24/9/2014 5:10	28.67	74.4	**4.76**	1.0	SR11	24/9/2014 11:10	28.62	78.4	**5.02**	0.9	SR11	24/9/2014 17:10	29.09	102.1	6.49	1.5	SR11	24/9/2014 23:10	28.97	76.7	**4.90**	1.1
SR11	24/9/2014 5:15	28.69	73.5	**4.70**	1.0	SR11	24/9/2014 11:15	28.62	76.3	**4.89**	1.0	SR11	24/9/2014 17:15	29.08	97.2	6.18	1.4	SR11	24/9/2014 23:15	28.95	77.5	**4.95**	1.0
SR11	24/9/2014 5:20	28.70	73.5	**4.70**	0.6	SR11	24/9/2014 11:20	28.62	77.2	**4.95**	1.1	SR11	24/9/2014 17:20	29.19	98.9	6.27	1.3	SR11	24/9/2014 23:20	28.97	75.8	**4.84**	1.2
SR11	24/9/2014 5:25	28.67	73.7	**4.72**	1.3	SR11	24/9/2014 11:25	28.63	73.7	**4.72**	1.0	SR11	24/9/2014 17:25	29.21	96.8	6.13	1.8	SR11	24/9/2014 23:25	28.97	74.8	**4.77**	1.7
SR11	24/9/2014 5:30	28.68	72.7	**4.65**	0.9	SR11	24/9/2014 11:30	28.63	73.2	**4.69**	1.0	SR11	24/9/2014 17:30	29.29	98.2	6.22	1.6	SR11	24/9/2014 23:30	28.97	77.2	**4.93**	1.4
SR11	24/9/2014 5:35	28.71	71.9	**4.60**	0.7	SR11	24/9/2014 11:35	28.64	70.0	**4.48**	1.4	SR11	24/9/2014 17:35	29.32	99.9	6.32	1.5	SR11	24/9/2014 23:35	28.95	73.0	**4.66**	1.5
SR11	24/9/2014 5:40	28.72	71.9	**4.60**	0.5	SR11	24/9/2014 11:40	28.77	77.3	**4.95**	0.7	SR11	24/9/2014 17:40	29.32	97.8	6.19	1.5	SR11	24/9/2014 23:40	28.96	75.3	**4.81**	1.5
SR11	24/9/2014 5:45	28.66	75.0	**4.80**	1.0	SR11	24/9/2014 11:45	28.68	75.8	**4.85**	**4.8**	SR11	24/9/2014 17:45	29.34	99.0	6.27	1.3	SR11	24/9/2014 23:45	28.97	73.7	**4.70**	1.2
SR11	24/9/2014 5:50	28.66	74.1	**4.74**	1.2	SR11	24/9/2014 11:50	28.69	74.7	**4.78**	1.1	SR11	24/9/2014 17:50	29.37	105.7	6.69	1.2	SR11	24/9/2014 23:50	28.96	75.1	**4.80**	1.2
SR11	24/9/2014 5:55	28.67	73.9	**4.73**	2.9	SR11	24/9/2014 11:55	28.67	71.3	**4.56**	1.6	SR11	24/9/2014 17:55	29.37	100.7	6.37	1.2	SR11	24/9/2014 23:55	28.95	72.9	**4.66**	1.9

Station	Timestamp	Temp (° C)	DO (%)	DO (mg/L)	Tur (NTU)	Station	Timestamp	Temp (° C)	DO (%)	DO (mg/L)	Tur (NTU)	Station	Timestamp	Temp (° C)	DO (%)	DO (mg/L)	Tur (NTU)	Station	Timestamp	Temp (°C)	DO (%)	DO (mg/L)	Tur (NTU)
SR12	24/9/2014 0:01	28.59	69.7	4.52	6.3	SR12	24/9/2014 6:01	28.55	65.9	4.28	6.4	SR12	24/9/2014 12:01	28.66	71.6	4.64	5.5	SR12	24/9/2014 18:01	28.67	68.7	4.46	6.7
SR12	24/9/2014 0:06	28.59	69.4	4.50	6.1	SR12	24/9/2014 6:06	28.55	66.3	4.30	6.6	SR12	24/9/2014 12:06	28.67	73.6	4.78	5.3	SR12	24/9/2014 18:06	28.67	68.5	4.45	7.2
SR12	24/9/2014 0:11	28.60	71.2	4.62	6.2	SR12	24/9/2014 6:11	28.55	65.2	4.23	6.1	SR12	24/9/2014 12:11	28.66	72.8	4.73	5.3	SR12	24/9/2014 18:11	28.66	69.1	4.48	6.6
SR12	24/9/2014 0:16	28.60	70.7	4.59	6.1	SR12	24/9/2014 6:16	28.54	65.0	4.22	6.1	SR12	24/9/2014 12:16	28.66	72.6	4.72	5.7	SR12	24/9/2014 18:16	28.66	69.2	4.49	6.4
SR12	24/9/2014 0:21	28.60	71.0	4.61	6.1	SR12	24/9/2014 6:21	28.54	66.1	4.29	6.0	SR12	24/9/2014 12:21	28.65	72.8	4.73	5.4	SR12	24/9/2014 18:21	28.66	68.7	4.46	7.0
SR12	24/9/2014 0:26	28.61	70.7	4.58	6.3	SR12	24/9/2014 6:26	28.55	65.8	4.27	7.9	SR12	24/9/2014 12:26	28.66	73.3	4.76	5.2	SR12	24/9/2014 18:26	28.66	68.7	4.46	6.8
SR12	24/9/2014 0:31	28.60	70.2	4.55	6.1	SR12	24/9/2014 6:31	28.54	66.0	4.29	6.0	SR12	24/9/2014 12:31	28.65	72.2	4.69	5.7	SR12	24/9/2014 18:31	28.65	68.1	4.42	6.4
SR12	24/9/2014 0:36	28.60	70.7	4.59	6.3	SR12	24/9/2014 6:36	28.54	65.2	4.23	5.3	SR12	24/9/2014 12:36	28.65	72.3	4.70	5.3	SR12	24/9/2014 18:36	28.65	68.5	4.44	6.2
SR12	24/9/2014 0:41	28.60	70.8	4.59	6.1	SR12	24/9/2014 6:41	28.55	64.0	4.16	5.8	SR12	24/9/2014 12:41	28.65	73.0	4.74	5.1	SR12	24/9/2014 18:41	28.65	67.9	4.41	6.3
SR12	24/9/2014 0:46	28.60	70.2	4.55	6.1	SR12	24/9/2014 6:46	28.55	63.8	4.14	5.9	SR12	24/9/2014 12:46	28.66	73.9	4.80	4.4	SR12	24/9/2014 18:46	28.64	67.6	4.39	6.9
SR12	24/9/2014 0:51	28.60	71.2	4.62	6.2	SR12	24/9/2014 6:51	28.53	65.4	4.25	5.2	SR12	24/9/2014 12:51	28.63	72.6	4.72	5.6	SR12	24/9/2014 18:51	28.64	67.5	4.38	7.1
SR12	24/9/2014 0:56	28.60	70.9	4.60	6.2	SR12	24/9/2014 6:56	28.54	65.6	4.26	5.5	SR12	24/9/2014 12:56	28.63	72.0	4.68	6.0	SR12	24/9/2014 18:56	28.64	67.2	4.36	7.2
SR12	24/9/2014 1:01	28.61	73.1	4.74	5.3	SR12	24/9/2014 7:01	28.54	64.3	4.18	5.6	SR12	24/9/2014 13:01	28.65	73.1	4.75	5.6	SR12	24/9/2014 19:01	28.64	67.4	4.38	7.3
SR12	24/9/2014 1:06	28.60	72.6	4.71	5.4	SR12	24/9/2014 7:06	28.54	64.3	4.17	5.3	SR12	24/9/2014 13:06	28.64	72.7	4.72	5.8	SR12	24/9/2014 19:06	28.64	68.1	4.42	7.3
SR12	24/9/2014 1:11	28.61	72.1	4.68	5.9	SR12	24/9/2014 7:11	28.55	64.8	4.21	7.5	SR12						SR12	24/9/2014 19:11	28.64	67.4	4.38	7.6
SR12	24/9/2014 1:16	28.61	72.0	4.67	6.0	SR12	24/9/2014 7:16	28.54	64.8	4.21	5.7	SR12						SR12	24/9/2014 19:16	28.64	67.6	4.39	7.7
SR12	24/9/2014 1:21	28.61	70.7	4.59	6.4	SR12	24/9/2014 7:21	28.53	65.2	4.23	5.8	SR12						SR12	24/9/2014 19:21	28.64	67.2	4.37	7.5
SR12	24/9/2014 1:26	28.61	70.3	4.56	6.0	SR12	24/9/2014 7:26	28.54	65.0	4.22	5.2	SR12						SR12	24/9/2014 19:26	28.64	66.8	4.33	7.6
SR12	24/9/2014 1:31	28.61	71.8	4.66	5.9	SR12	24/9/2014 7:31	28.54	64.4	4.18	6.4	SR12						SR12	24/9/2014 19:31	28.64	67.3	4.37	7.3
SR12	24/9/2014 1:36	28.61	70.3	4.56	6.6	SR12	24/9/2014 7:36	28.54	63.7	4.13	5.4	SR12						SR12	24/9/2014 19:36	28.63	66.7	4.33	6.8
SR12	24/9/2014 1:41	28.61	71.3	4.63	5.7	SR12	24/9/2014 7:41	28.55	63.7	4.14	6.5	SR12						SR12	24/9/2014 19:41	28.63	67.2	4.36	6.6
SR12	24/9/2014 1:46	28.61	70.7	4.59	6.4	SR12	24/9/2014 7:46	28.55	65.6	4.26	6.8	SR12						SR12	24/9/2014 19:46	28.63	66.2	4.30	6.9
SR12	24/9/2014 1:51	28.61	70.4	4.57	6.4	SR12	24/9/2014 7:51	28.54	65.7	4.27	5.7	SR12						SR12	24/9/2014 19:51	28.64	68.5	4.45	7.8
SR12	24/9/2014 1:56	28.60	70.9	4.60	6.1	SR12	24/9/2014 7:56	28.54	65.1	4.23	5.5	SR12						SR12	24/9/2014 19:56	28.64	68.4	4.44	7.1
SR12	24/9/2014 2:01	28.60	71.8	4.66	6.1	SR12	24/9/2014 8:01	28.55	65.0	4.22	5.9	SR12						SR12	24/9/2014 20:01	28.63	69.1	4.49	6.8
SR12	24/9/2014 2:06	28.60	71.4	4.63	6.4	SR12	24/9/2014 8:06	28.56	64.8	4.21	6.1	SR12						SR12	24/9/2014 20:06	28.63	67.8	4.40	6.7
SR12	24/9/2014 2:11	28.60	70.2	4.56	6.6	SR12	24/9/2014 8:11	28.56	64.8	4.21	6.5	SR12						SR12	24/9/2014 20:11	28.63	67.7	4.39	6.9
SR12	24/9/2014 2:16	28.59	70.1	4.55	6.3	SR12	24/9/2014 8:16	28.56	64.4	4.18	5.7	SR12						SR12	24/9/2014 20:16	28.63	67.3	4.37	6.7
SR12	24/9/2014 2:21	28.59	70.0	4.54	6.2	SR12	24/9/2014 8:21	28.56	64.9	4.21	5.2	SR12						SR12	24/9/2014 20:21	28.63	68.1	4.42	6.9
SR12	24/9/2014 2:26	28.59	70.5	4.58	7.1	SR12	24/9/2014 8:26	28.57	65.7	4.26	4.6	SR12						SR12	24/9/2014 20:26	28.63	67.9	4.41	6.3
SR12	24/9/2014 2:31	28.58	70.7	4.59	7.5	SR12	24/9/2014 8:31	28.57	65.4	4.24	4.8	SR12						SR12	24/9/2014 20:31	28.63	68.2	4.43	7.2
SR12	24/9/2014 2:36	28.58	70.2	4.56	6.9	SR12	24/9/2014 8:36	28.58	66.6	4.32	4.6	SR12						SR12	24/9/2014 20:36	28.63	67.3	4.37	6.4
SR12	24/9/2014 2:41	28.58	69.7	4.52	7.5	SR12	24/9/2014 8:41	28.58	65.1	4.22	5.5	SR12						SR12	24/9/2014 20:41	28.63	66.4	4.31	**10.2**
SR12	24/9/2014 2:46	28.57	70.1	4.55	7.2	SR12	24/9/2014 8:46	28.58	64.6	4.19	4.9	SR12						SR12	24/9/2014 20:46	28.63	65.4	4.25	7.8
SR12	24/9/2014 2:51	28.57	69.8	4.53	7.8	SR12	24/9/2014 8:51	28.58	65.2	4.23	4.7	SR12						SR12	24/9/2014 20:51	28.63	66.3	4.30	8.7
SR12	24/9/2014 2:56	28.57	70.0	4.54	8.6	SR12	24/9/2014 8:56	28.59	66.1	4.29	4.7	SR12						SR12	24/9/2014 20:56	28.63	65.6	4.26	7.0
SR12	24/9/2014 3:01	28.56	70.2	4.56	9.9	SR12	24/9/2014 9:01	28.60	66.7	4.33	4.3	SR12						SR12	24/9/2014 21:01	28.63	66.5	4.32	7.0
SR12	24/9/2014 3:06	28.56	70.3	4.57	8.9	SR12	24/9/2014 9:06	28.59	66.8	4.33	4.8	SR12						SR12	24/9/2014 21:06	28.63	66.1	4.29	7.0
SR12	24/9/2014 3:11	28.54	70.9	4.61	8.5	SR12	24/9/2014 9:11	28.58	65.1	4.22	**10.2**	SR12						SR12	24/9/2014 21:11	28.63	66.0	4.29	7.4
SR12	24/9/2014 3:16	28.54	70.0	4.55	7.5	SR12	24/9/2014 9:16	28.58	64.3	4.17	5.0	SR12						SR12	24/9/2014 21:16	28.63	65.9	4.28	6.4
SR12	24/9/2014 3:21	28.53	69.9	4.54	7.3	SR12	24/9/2014 9:21	28.57	64.0	4.15	6.0	SR12						SR12	24/9/2014 21:21	28.63	66.2	4.30	7.8
SR12	24/9/2014 3:26	28.53	71.2	4.62	7.2	SR12	24/9/2014 9:26	28.57	64.1	4.16	6.7	SR12						SR12	24/9/2014 21:26	28.63	65.6	4.26	6.4
SR12	24/9/2014 3:31	28.53	70.2	4.56	6.2	SR12	24/9/2014 9:31	28.57	64.9	4.21	7.6	SR12						SR12	24/9/2014 21:31	28.63	66.4	4.31	5.8
SR12	24/9/2014 3:36	28.52	70.7	4.59	6.8	SR12	24/9/2014 9:36	28.57	65.1	4.22	9.0	SR12						SR12	24/9/2014 21:36	28.63	65.4	4.25	7.6
SR12	24/9/2014 3:41	28.52	71.9	4.67	6.0	SR12	24/9/2014 9:41	28.59	65.7	4.26	6.3	SR12						SR12	24/9/2014 21:41	28.63	65.6	4.26	6.4
SR12	24/9/2014 3:46	28.52	71.2	4.62	6.8	SR12	24/9/2014 9:46	28.60	65.9	4.27	5.3	SR12						SR12	24/9/2014 21:46	28.63	65.8	4.27	6.0
SR12	24/9/2014 3:51	28.52	70.7	4.59	6.5	SR12	24/9/2014 9:51	28.63	68.0	4.41	5.9	SR12						SR12	24/9/2014 21:51	28.63	65.8	4.27	6.2
SR12	24/9/2014 3:56	28.52	69.8	4.53	5.8	SR12	24/9/2014 9:56	28.62	68.4	4.44	5.6	SR12						SR12	24/9/2014 21:56	28.63	65.7	4.27	6.3
SR12	24/9/2014 4:01	28.52	70.8	4.60	6.3	SR12	24/9/2014 10:01	28.59	67.7	4.39	6.7	SR12						SR12	24/9/2014 22:01	28.63	66.2	4.30	5.7
SR12	24/9/2014 4:06	28.50	69.5	4.52	5.7	SR12	24/9/2014 10:06	28.60	67.6	4.39	5.7	SR12						SR12	24/9/2014 22:06	28.63	65.7	4.27	5.5
SR12	24/9/2014 4:11	28.52	70.7	4.60	7.3	SR12	24/9/2014 10:11	28.60	68.0	4.41	5.9	SR12						SR12	24/9/2014 22:11	28.63	65.7	4.27	5.1
SR12	24/9/2014 4:16	28.51	70.1	4.56	6.6	SR12	24/9/2014 10:16	28.61	67.3	4.36	5.3	SR12	24/9/2014 16:16	28.70	74.3	4.83	8.1	SR12	24/9/2014 22:16	28.63	64.7	4.20	5.1
SR12	24/9/2014 4:21	28.50	70.6	4.59	5.6	SR12	24/9/2014 10:21	28.61	66.8	4.33	5.4	SR12	24/9/2014 16:21	28.71	74.7	4.85	8.0	SR12	24/9/2014 22:21	28.63	64.8	4.20	6.1
SR12	24/9/2014 4:26	28.51	70.3	4.57	6.2	SR12	24/9/2014 10:26	28.61	65.8	4.27	5.6	SR12	24/9/2014 16:26	28.70	74.1	4.81	8.4	SR12	24/9/2014 22:26	28.63	64.8	4.21	6.3
SR12	24/9/2014 4:31	28.51	70.9	4.61	5.4	SR12	24/9/2014 10:31	28.61	66.4	4.31	4.9	SR12	24/9/2014 16:31	28.73	75.5	4.91	6.9	SR12	24/9/2014 22:31	28.63	64.8	4.20	6.0
SR12	24/9/2014 4:36	28.51	68.8	4.47	5.1	SR12	24/9/2014 10:36	28.60	67.6	4.39	4.9	SR12	24/9/2014 16:36	28.72	75.3	4.89	6.6	SR12	24/9/2014 22:36	28.63	64.2	4.17	5.8
SR12	24/9/2014 4:41	28.51	68.4	4.44	5.0	SR12	24/9/2014 10:41	28.60	67.4	4.38	5.4	SR12	24/9/2014 16:41	28.71	74.2	4.82	7.0	SR12	24/9/2014 22:41	28.62	66.7	4.33	5.9
SR12	24/9/2014 4:46	28.49	69.6	4.52	5.8	SR12	24/9/2014 10:46	28.60	68.1	4.42	4.8	SR12	24/9/2014 16:46	28.71	73.6	4.78	6.9	SR12	24/9/2014 22:46	28.62	71.8	4.68	4.0
SR12	24/9/2014 4:51	28.51	69.3	4.50	5.7	SR12	24/9/2014 10:51	28.60	67.3	4.37	5.1	SR12	24/9/2014 16:51	28.71	73.4	4.77	8.0	SR12	24/9/2014 22:51	28.66	70.9	4.61	4.8
SR12	24/9/2014 4:56	28.50	70.4	4.58	7.2	SR12	24/9/2014 10:56	28.60	67.0	4.35	5.5	SR12	24/9/2014 16:56	28.71	72.9	4.73	7.7	SR12	24/9/2014 22:56	28.66	70.3	4.57	5.0
SR12	24/9/2014 5:01	28.51	69.6	4.52	9.7	SR12	24/9/2014 11:01	28.59	67.0	4.35	5.5	SR12	24/9/2014 17:01	28.71	73.1	4.75	7.3	SR12	24/9/2014 23:01	28.67	70.3	4.57	5.3
SR12	24/9/2014 5:06	28.51	69.0	4.48	7.7	SR12	24/9/2014 11:06	28.60	68.1	4.42	5.0	SR12	24/9/2014 17:06	28.71	73.1	4.75	7.5	SR12	24/9/2014 23:06	28.67	70.3	4.57	5.4
SR12	24/9/2014 5:11	28.52	69.9	4.54	6.5	SR12	24/9/2014 11:11	28.59	68.7	4.46	5.1	SR12	24/9/2014 17:11	28.71	72.9	4.73	6.6	SR12	24/9/2014 23:11	28.67	70.0	4.55	6.8
SR12	24/9/2014 5:16	28.51	69.7	4.53	6.1	SR12	24/9/2014 11:16	28.59	68.9	4.47	5.2	SR12	24/9/2014 17:16	28.71	72.5	4.71	7.7	SR12	24/9/2014 23:16	28.67	70.0	4.55	5.6
SR12	24/9/2014 5:21	28.52	68.4	4.44	6.0	SR12	24/9/2014 11:21	28.61	68.9	4.47	5.1	SR12	24/9/2014 17:21	28.71	72.8	4.73	6.8	SR12	24/9/2014 23:21	28.68	70.1	4.56	5.8
SR12	24/9/2014 5:26	28.53	67.2	4.37	8.2	SR12	24/9/2014 11:26	28.61	69.9	4.54	5.9	SR12	24/9/2014 17:26	28.71	72.1	4.68	6.9	SR12	24/9/2014 23:26	28.68	70.6	4.59	5.4
SR12	24/9/2014 5:31	28.53	66.7	4.33	6.2	SR12	24/9/2014 11:31	28.63	69.0	4.48	5.0	SR12	24/9/2014 17:31	28.70	72.6	4.71	6.6	SR12	24/9/2014 23:31	28.68	70.8	4.61	5.8
SR12	24/9/2014 5:36	28.54	66.6	4.32	6.9	SR12	24/9/2014 11:36	28.63	68.5	4.45	4.8	SR12	24/9/2014 17:36	28.70	71.8	4.66	8.8	SR12	24/9/2014 23:36	28.69	70.9	4.61	5.7
SR12	24/9/2014 5:41	28.54	67.1	4.36	7.0	SR12	24/9/2014 11:41	28.62	71.1	4.61	5.9	SR12	24/9/2014 17:41	28.69	71.5	4.64	8.1	SR12	24/9/2014 23:41	28.70	71.4	4.65	5.9
SR12	24/9/2014 5:46	28.54	66.5	4.31	5.8	SR12	24/9/2014 11:46	28.63	71.0	4.61	5.7	SR12	24/9/2014 17:46	28.69	71.5	4.64	8.3	SR12	24/9/2014 23:46	28.70	71.8	4.68	5.8
SR12	24/9/2014 5:51	28.55	66.8	4.34	6.3	SR12	24/9/2014 11:51	28.63	70.4	4.57	5.4	SR12	24/9/2014 17:51	28.68	70.7	4.59	7.5	SR12	24/9/2014 23:51	28.71	72.4	4.72	5.4
SR12	24/9/2014 5:56	28.55	65.9	4.27	6.9	SR12	24/9/2014 11:56	28.63	72.0	4.68	5.5	SR12	24/9/2014 17:56	28.68	70.1	4.55	7.2	SR12	24/9/2014 23:56	28.71	72.4	4.71	5.3

Station	Timestamp	Temp (° C)	DO (%)	DO (mg/L)	Tur (NTU)	Station	Timestamp	Temp (° C)	DO (%)	DO (mg/L)	Tur (NTU)	Station	Timestamp	Temp (° C)	DO (%)	DO (mg/L)	Tur (NTU)	Station	Timestamp	Temp (°C)	DO (%)	DO (mg/L)	Tur (NTU)
SR13	24/9/2014 0:00	28.61	62.9	**4.10**	3.3	SR13	24/9/2014 6:00	28.55	65.5	**4.27**	6.0	SR13	24/9/2014 12:00	28.69	66.2	**4.31**	2.6	SR13	24/9/2014 18:00	28.67	69.8	**4.56**	3.4
SR13	24/9/2014 0:05	28.61	63.4	**4.13**	4.1	SR13	24/9/2014 6:05	28.54	67.4	**4.40**	5.6	SR13	24/9/2014 12:05	28.68	67.4	**4.39**	3.8	SR13	24/9/2014 18:05	28.67	70.3	**4.59**	3.4
SR13	24/9/2014 0:10	28.61	64.2	**4.19**	4.7	SR13	24/9/2014 6:10	28.55	67.6	**4.42**	5.8	SR13	24/9/2014 12:10	28.66	65.9	**4.30**	4.1	SR13	24/9/2014 18:10	28.68	69.9	**4.56**	3.1
SR13	24/9/2014 0:15	28.61	63.8	**4.15**	3.9	SR13	24/9/2014 6:15	28.54	67.5	**4.41**	4.5	SR13	24/9/2014 12:15	28.67	66.7	**4.35**	5.3	SR13	24/9/2014 18:15	28.67	69.9	**4.57**	3.6
SR13	24/9/2014 0:20	28.60	66.1	**4.31**	5.5	SR13	24/9/2014 6:20	28.54	67.4	**4.41**	4.8	SR13	24/9/2014 12:20	28.67	66.7	**4.35**	4.1	SR13	24/9/2014 18:20	28.67	69.2	**4.52**	2.9
SR13	24/9/2014 0:25	28.59	64.9	**4.23**	5.3	SR13	24/9/2014 6:25	28.53	67.2	**4.39**	4.3	SR13	24/9/2014 12:25	28.67	66.1	**4.31**	3.8	SR13	24/9/2014 18:25	28.67	69.6	**4.54**	3.1
SR13	24/9/2014 0:30	28.60	66.3	**4.32**	5.7	SR13	24/9/2014 6:30	28.52	68.8	**4.50**	4.1	SR13	24/9/2014 12:30	28.67	65.7	**4.28**	4.5	SR13	24/9/2014 18:30	28.67	69.0	**4.50**	2.5
SR13	24/9/2014 0:35	28.60	66.1	**4.30**	4.4	SR13	24/9/2014 6:35	28.53	69.1	**4.52**	3.6	SR13	24/9/2014 12:35	28.67	65.6	**4.28**	4.2	SR13	24/9/2014 18:35	28.67	70.3	**4.59**	4.0
SR13	24/9/2014 0:40	28.60	64.6	**4.21**	4.2	SR13	24/9/2014 6:40	28.53	68.8	**4.50**	3.4	SR13	24/9/2014 12:40	28.68	65.8	**4.29**	4.1	SR13	24/9/2014 18:40	28.67	69.7	**4.55**	3.8
SR13	24/9/2014 0:45	28.60	64.9	**4.23**	5.5	SR13	24/9/2014 6:45	28.53	67.3	**4.40**	3.0	SR13	24/9/2014 12:45	28.68	66.0	**4.30**	3.4	SR13	24/9/2014 18:45	28.67	69.3	**4.52**	3.7
SR13	24/9/2014 0:50	28.60	64.3	**4.19**	5.0	SR13	24/9/2014 6:50	28.52	68.1	**4.46**	2.7	SR13	24/9/2014 12:50	28.68	65.1	**4.24**	2.9	SR13	24/9/2014 18:50	28.67	68.9	**4.50**	3.4
SR13	24/9/2014 0:55	28.60	64.3	**4.19**	4.4	SR13	24/9/2014 6:55	28.52	68.7	**4.49**	2.6	SR13	24/9/2014 12:55	28.68	65.5	**4.27**	4.0	SR13	24/9/2014 18:55	28.67	68.9	**4.50**	3.3
SR13	24/9/2014 1:00	28.60	63.9	**4.16**	4.0	SR13	24/9/2014 7:00	28.53	68.5	**4.48**	2.9	SR13	24/9/2014 13:00	28.68	65.0	**4.23**	3.3	SR13	24/9/2014 19:00	28.67	69.3	**4.52**	3.6
SR13	24/9/2014 1:05	28.60	66.1	**4.31**	7.0	SR13	24/9/2014 7:05	28.52	68.5	**4.48**	2.4	SR13	24/9/2014 13:05	28.70	66.7	**4.35**	3.1	SR13	24/9/2014 19:05	28.67	68.7	**4.48**	3.3
SR13	24/9/2014 1:10	28.60	67.3	**4.38**	5.0	SR13	24/9/2014 7:10	28.53	68.7	**4.49**	3.1	SR13	24/9/2014 13:10	28.66	67.2	**4.38**	5.1	SR13	24/9/2014 19:10	28.67	68.4	**4.46**	3.1
SR13	24/9/2014 1:15	28.60	66.6	**4.34**	5.6	SR13	24/9/2014 7:15	28.53	68.1	**4.46**	3.0	SR13	24/9/2014 13:15	28.66	65.9	**4.29**	8.4	SR13	24/9/2014 19:15	28.67	68.3	**4.46**	3.8
SR13	24/9/2014 1:20	28.60	65.7	**4.28**	5.0	SR13	24/9/2014 7:20	28.53	67.9	**4.44**	3.0	SR13	24/9/2014 13:20	28.67	66.5	**4.33**	8.2	SR13	24/9/2014 19:20	28.67	67.8	**4.43**	3.1
SR13	24/9/2014 1:25	28.60	65.5	**4.27**	4.6	SR13	24/9/2014 7:25	28.54	67.7	**4.43**	3.0	SR13	24/9/2014 13:25	28.68	66.8	**4.35**	4.0	SR13	24/9/2014 19:25	28.66	67.6	**4.41**	3.1
SR13	24/9/2014 1:30	28.60	65.5	**4.27**	4.8	SR13	24/9/2014 7:30	28.54	68.2	**4.46**	3.9	SR13	24/9/2014 13:30	28.68	67.1	**4.37**	4.1	SR13	24/9/2014 19:30	28.66	67.1	**4.38**	2.6
SR13	24/9/2014 1:35	28.60	65.4	**4.26**	4.2	SR13	24/9/2014 7:35	28.54	68.2	**4.46**	3.8	SR13	24/9/2014 13:35	28.68	66.7	**4.35**	4.0	SR13	24/9/2014 19:35	28.66	67.0	**4.38**	2.5
SR13	24/9/2014 1:40	28.60	65.2	**4.25**	3.8	SR13	24/9/2014 7:40	28.55	68.1	**4.45**	4.7	SR13	24/9/2014 13:40	28.66	66.3	**4.32**	2.8	SR13	24/9/2014 19:40	28.67	67.2	**4.39**	2.9
SR13	24/9/2014 1:45	28.59	65.8	**4.29**	4.2	SR13	24/9/2014 7:45	28.55	67.9	**4.44**	4.8	SR13	24/9/2014 13:45	28.68	66.5	**4.33**	2.7	SR13	24/9/2014 19:45	28.65	67.8	**4.43**	2.4
SR13	24/9/2014 1:50	28.59	65.4	**4.26**	4.3	SR13	24/9/2014 7:50	28.55	67.4	**4.41**	4.0	SR13	24/9/2014 13:50	28.68	66.3	**4.32**	2.8	SR13	24/9/2014 19:50	28.66	67.7	**4.42**	2.6
SR13	24/9/2014 1:55	28.60	64.8	**4.22**	3.4	SR13	24/9/2014 7:55	28.55	67.3	**4.40**	5.0	SR13	24/9/2014 13:55	28.67	65.8	**4.29**	2.7	SR13	24/9/2014 19:55	28.66	68.0	**4.44**	2.8
SR13	24/9/2014 2:00	28.60	64.2	**4.19**	4.8	SR13	24/9/2014 8:00	28.55	67.4	**4.40**	5.7	SR13	24/9/2014 14:00	28.67	65.9	**4.29**	3.0	SR13	24/9/2014 20:00	28.66	68.2	**4.45**	3.1
SR13	24/9/2014 2:05	28.60	64.1	**4.18**	4.2	SR13	24/9/2014 8:05	28.55	67.2	**4.39**	8.0	SR13	24/9/2014 14:05	28.66	65.5	**4.27**	2.7	SR13	24/9/2014 20:05	28.66	67.7	**4.42**	2.6
SR13	24/9/2014 2:10	28.60	63.6	**4.14**	4.3	SR13	24/9/2014 8:10	28.55	66.8	**4.36**	10.6	SR13	24/9/2014 14:10	28.65	65.6	**4.28**	3.6	SR13	24/9/2014 20:10	28.66	66.0	**4.31**	1.4
SR13	24/9/2014 2:15	28.57	64.6	**4.21**	3.5	SR13	24/9/2014 8:15	28.55	66.8	**4.36**	5.9	SR13	24/9/2014 14:15	28.66	65.3	**4.26**	3.4	SR13	24/9/2014 20:15	28.66	66.5	**4.34**	1.9
SR13	24/9/2014 2:20	28.57	64.7	**4.22**	3.4	SR13	24/9/2014 8:20	28.55	66.5	**4.35**	5.5	SR13	24/9/2014 14:20	28.67	65.5	**4.27**	2.8	SR13	24/9/2014 20:20	28.66	66.9	**4.37**	2.1
SR13	24/9/2014 2:25	28.56	64.3	**4.19**	3.0	SR13	24/9/2014 8:25	28.55	67.1	**4.39**	5.9	SR13	24/9/2014 14:25	28.65	64.6	**4.21**	2.5	SR13	24/9/2014 20:25	28.66	67.0	**4.38**	2.2
SR13	24/9/2014 2:30	28.57	64.1	**4.18**	2.9	SR13	24/9/2014 8:30	28.55	66.7	**4.36**	5.0	SR13	24/9/2014 14:30	28.65	64.9	**4.24**	2.3	SR13	24/9/2014 20:30	28.66	67.5	**4.40**	2.4
SR13	24/9/2014 2:35	28.57	64.5	**4.21**	2.9	SR13	24/9/2014 8:35	28.55	67.1	**4.39**	6.1	SR13	24/9/2014 14:35	28.64	64.4	**4.20**	2.7	SR13	24/9/2014 20:35	28.66	66.9	**4.37**	2.4
SR13	24/9/2014 2:40	28.57	63.6	**4.15**	2.2	SR13	24/9/2014 8:40	28.55	66.5	**4.35**	5.1	SR13	24/9/2014 14:40	28.65	64.2	**4.19**	2.4	SR13	24/9/2014 20:40	28.66	66.4	**4.33**	2.6
SR13	24/9/2014 2:45	28.55	64.1	**4.18**	2.4	SR13	24/9/2014 8:45	28.55	66.7	**4.35**	7.2	SR13	24/9/2014 14:45	28.65	63.7	**4.16**	2.3	SR13	24/9/2014 20:45	28.66	66.2	**4.32**	1.6
SR13	24/9/2014 2:50	28.55	63.2	**4.13**	2.0	SR13	24/9/2014 8:50	28.55	66.6	**4.35**	4.9	SR13	24/9/2014 14:50	28.66	63.9	**4.17**	2.6	SR13	24/9/2014 20:50	28.65	66.5	**4.34**	2.1
SR13	24/9/2014 2:55	28.53	63.3	**4.14**	2.1	SR13	24/9/2014 8:55	28.56	66.7	**4.35**	8.6	SR13	24/9/2014 14:55	28.66	63.8	**4.16**	2.6	SR13	24/9/2014 20:55	28.65	66.6	**4.35**	2.1
SR13	24/9/2014 3:00	28.53	62.9	**4.11**	3.8	SR13	24/9/2014 9:00	28.56	66.5	**4.34**	6.9	SR13	24/9/2014 15:00	28.64	63.0	**4.11**	2.2	SR13	24/9/2014 21:00	28.66	67.8	**4.43**	2.2
SR13	24/9/2014 3:05	28.55	63.5	**4.15**	3.2	SR13	24/9/2014 9:05	28.56	66.4	**4.34**	8.3	SR13	24/9/2014 15:05	28.68	64.9	**4.23**	2.9	SR13	24/9/2014 21:05	28.66	67.8	**4.42**	3.3
SR13	24/9/2014 3:10	28.56	63.9	**4.17**	3.2	SR13	24/9/2014 9:10	28.56	66.1	**4.31**	6.5	SR13	24/9/2014 15:10	28.66	66.4	**4.33**	2.1	SR13	24/9/2014 21:10	28.66	67.1	**4.38**	3.9
SR13	24/9/2014 3:15	28.57	64.3	**4.20**	3.6	SR13	24/9/2014 9:15	28.56	66.1	**4.32**	7.2	SR13	24/9/2014 15:15	28.67	68.1	**4.44**	2.4	SR13	24/9/2014 21:15	28.66	66.9	**4.37**	3.6
SR13	24/9/2014 3:20	28.56	65.0	**4.24**	2.9	SR13	24/9/2014 9:20	28.56	65.9	**4.30**	6.9	SR13	24/9/2014 15:20	28.67	67.7	**4.42**	2.0	SR13	24/9/2014 21:20	28.65	66.3	**4.33**	4.7
SR13	24/9/2014 3:25	28.55	65.0	**4.24**	2.6	SR13	24/9/2014 9:25	28.56	65.2	**4.25**	6.4	SR13	24/9/2014 15:25	28.67	67.5	**4.41**	2.4	SR13	24/9/2014 21:25	28.66	66.0	**4.31**	3.4
SR13	24/9/2014 3:30	28.55	64.2	**4.19**	2.9	SR13	24/9/2014 9:30	28.56	65.4	**4.27**	6.8	SR13	24/9/2014 15:30	28.65	66.5	**4.34**	2.7	SR13	24/9/2014 21:30	28.65	65.7	**4.29**	3.6
SR13	24/9/2014 3:35	28.56	64.5	**4.21**	2.8	SR13	24/9/2014 9:35	28.56	65.6	**4.28**	7.1	SR13	24/9/2014 15:35	28.66	66.7	**4.35**	3.0	SR13	24/9/2014 21:35	28.65	65.8	**4.30**	2.5
SR13	24/9/2014 3:40	28.56	64.0	**4.17**	2.2	SR13	24/9/2014 9:40	28.56	65.3	**4.26**	5.3	SR13	24/9/2014 15:40	28.69	68.8	**4.49**	2.5	SR13	24/9/2014 21:40	28.64	66.2	**4.32**	3.8
SR13	24/9/2014 3:45	28.55	64.2	**4.19**	2.2	SR13	24/9/2014 9:45	28.56	65.3	**4.26**	5.6	SR13	24/9/2014 15:45	28.70	69.1	**4.51**	2.3	SR13	24/9/2014 21:45	28.64	65.9	**4.30**	2.8
SR13	24/9/2014 3:50	28.55	64.3	**4.20**	2.7	SR13	24/9/2014 9:50	28.56	64.8	**4.23**	5.4	SR13	24/9/2014 15:50	28.68	69.1	**4.51**	2.4	SR13	24/9/2014 21:50	28.63	66.2	**4.32**	2.7
SR13	24/9/2014 3:55	28.53	64.6	**4.22**	2.0	SR13	24/9/2014 9:55	28.56	64.6	**4.22**	4.3	SR13	24/9/2014 15:55	28.67	68.4	**4.46**	3.0	SR13	24/9/2014 21:55	28.63	66.2	**4.32**	2.8
SR13	24/9/2014 4:00	28.53	63.8	**4.17**	1.6	SR13	24/9/2014 10:00	28.57	66.2	**4.32**	4.4	SR13	24/9/2014 16:00	28.69	68.6	**4.47**	2.5	SR13	24/9/2014 22:00	28.63	66.1	**4.31**	3.2
SR13	24/9/2014 4:05	28.50	63.8	**4.17**	1.9	SR13	24/9/2014 10:05	28.59	65.8	**4.30**	5.4	SR13	24/9/2014 16:05	28.69	68.6	**4.47**	2.7	SR13	24/9/2014 22:05	28.63	66.7	**4.35**	3.8
SR13	24/9/2014 4:10	28.53	63.4	**4.15**	2.6	SR13	24/9/2014 10:10	28.59	65.4	**4.27**	5.9	SR13	24/9/2014 16:10	28.68	68.8	**4.49**	2.6	SR13	24/9/2014 22:10	28.64	69.9	**4.56**	13.1
SR13	24/9/2014 4:15	28.51	63.0	**4.12**	3.1	SR13	24/9/2014 10:15	28.57	64.8	**4.23**	6.0	SR13	24/9/2014 16:15	28.68	68.7	**4.48**	4.0	SR13	24/9/2014 22:15	28.63	66.1	**4.31**	7.5
SR13	24/9/2014 4:20	28.51	60.8	**3.98**	1.9	SR13	24/9/2014 10:20	28.56	64.1	**4.18**	7.0	SR13	24/9/2014 16:20	28.67	68.0	**4.44**	3.5	SR13	24/9/2014 22:20	28.63	66.0	**4.31**	5.7
SR13	24/9/2014 4:25	28.54	63.0	**4.12**	2.8	SR13	24/9/2014 10:25	28.57	64.6	**4.21**	6.1	SR13	24/9/2014 16:25	28.68	68.0	**4.43**	3.9	SR13	24/9/2014 22:25	28.63	65.7	**4.29**	4.9
SR13	24/9/2014 4:30	28.54	62.4	**4.08**	2.4	SR13	24/9/2014 10:30	28.57	64.0	**4.17**	5.3	SR13	24/9/2014 16:30	28.68	67.6	**4.41**	2.7	SR13	24/9/2014 22:30	28.63	65.2	**4.25**	4.5
SR13	24/9/2014 4:35	28.55	62.7	**4.10**	2.1	SR13	24/9/2014 10:35	28.59	64.8	**4.23**	5.3	SR13	24/9/2014 16:35	28.66	67.1	**4.38**	3.1	SR13	24/9/2014 22:35	28.64	65.2	**4.25**	4.3
SR13	24/9/2014 4:40	28.55	62.7	**4.10**	2.5	SR13	24/9/2014 10:40	28.59	64.4	**4.20**	4.5	SR13	24/9/2014 16:40	28.64	67.2	**4.39**	4.6	SR13	24/9/2014 22:40	28.63	63.9	**4.17**	3.4
SR13	24/9/2014 4:45	28.55	61.7	**4.03**	1.6	SR13	24/9/2014 10:45	28.60	64.4	**4.20**	4.0	SR13	24/9/2014 16:45	28.67	68.1	**4.45**	4.4	SR13	24/9/2014 22:45	28.63	64.4	**4.20**	3.2
SR13	24/9/2014 4:50	28.55	62.0	**4.05**	1.8	SR13	24/9/2014 10:50	28.71	66.5	**4.33**	3.5	SR13	24/9/2014 16:50	28.68	67.9	**4.43**	5.3	SR13	24/9/2014 22:50	28.64	64.3	**4.19**	3.5
SR13	24/9/2014 4:55	28.55	61.9	**4.04**	2.4	SR13	24/9/2014 10:55	28.76	68.1	**4.43**	3.6	SR13	24/9/2014 16:55	28.68	67.7	**4.42**	4.7	SR13	24/9/2014 22:55	28.64	65.4	**4.27**	4.8
SR13	24/9/2014 5:00	28.55	63.3	**4.13**	2.2	SR13	24/9/2014 11:00	28.66	66.3	**4.32**	3.5	SR13	24/9/2014 17:00	28.68	68.6	**4.48**	3.9	SR13	24/9/2014 23:00	28.64	65.1	**4.25**	5.1
SR13	24/9/2014 5:05	28.55	64.9	**4.24**	5.7	SR13	24/9/2014 11:05	28.61	65.0	**4.24**	3.6	SR13	24/9/2014 17:05	28.69	68.8	**4.49**	6.2	SR13	24/9/2014 23:05	28.65	65.4	**4.27**	5.7
SR13	24/9/2014 5:10	28.54	64.9	**4.24**	5.1	SR13	24/9/2014 11:10	28.67	66.2	**4.31**	3.2	SR13	24/9/2014 17:10	28.68	68.3	**4.45**	4.7	SR13	24/9/2014 23:10	28.64	64.6	**4.21**	6.0
SR13	24/9/2014 5:15	28.55	66.1	**4.31**	9.5	SR13	24/9/2014 11:15	28.64	65.5	**4.27**	3.4	SR13	24/9/2014 17:15	28.69	68.8	**4.49**	6.5	SR13	24/9/2014 23:15	28.63	64.7	**4.22**	3.7
SR13	24/9/2014 5:20	28.55	66.5	**4.34**	13.3	SR13	24/9/2014 11:20	28.63	65.0	**4.24**	2.8	SR13	24/9/2014 17:20	28.68	67.9	**4.43**	4.1	SR13	24/9/2014 23:20	28.63	64.7	**4.22**	3.0
SR13	24/9/2014 5:25	28.55	67.9	**4.43**	8.9	SR13	24/9/2014 11:25	28.61	64.4	**4.20**	2.8	SR13	24/9/2014 17:25	28.67	68.3	**4.46**	3.4	SR13	24/9/2014 23:25	28.63	64.7	**4.22**	3.6
SR13	24/9/2014 5:30	28.55	66.6	**4.35**	8.9	SR13	24/9/2014 11:30	28.66	65.2	**4.25**	2.9	SR13	24/9/2014 17:30	28.68	68.8	**4.49**	3.3	SR13	24/9/2014 23:30	28.64	64.7	**4.22**	3.5
SR13	24/9/2014 5:35	28.55	66.4	**4.34**	8.4	SR13	24/9/2014 11:35	28.66	65.2	**4.25**	2.7	SR13	24/9/2014 17:35	28.68	69.4	**4.53**	2.6	SR13	24/9/2014 23:35	28.64	64.7	**4.22**	3.4
SR13	24/9/2014 5:40	28.54	66.5	**4.34**	7.7	SR13	24/9/2014 11:40	28.71	67.1	**4.37**	2.7	SR13	24/9/2014 17:40	28.68	69.5	**4.54**	2.3	SR13	24/9/2014 23:40	28.64	64.4	**4.20**	3.6
SR13	24/9/2014 5:45	28.55	66.3	**4.33**	8.1	SR13	24/9/2014 11:45	28.70	67.5	**4.39**	3.2	SR13	24/9/2014 17:45	28.68	70.3	**4.59**	3.4	SR13	24/9/2014 23:45	28.64	64.9	**4.23**	3.6
SR13	24/9/2014 5:50	28.55	66.6	**4.35**	7.4	SR13	24/9/2014 11:50	28.69	66.8	**4.35**	2.6	SR13	24/9/2014 17:50	28.68	70.9	**4.63**	4.3	SR13	24/9/2014 23:50	28.64	65.0	**4.24**	3.1
SR13	24/9/2014 5:55	28.55	66.2	**4.32**	7.2	SR13	24/9/2014 11:55	28.68	66.1	**4.31**	2.2	SR13	24/9/2014 17:55	28.68	70.1	**4.57**	3.4	SR13	24/9/2014 23:55	28.64	64.6	**4.21**	3.2

Station	Timestamp	NH_3 (mg/L)				Station	Timestamp	NH_3 (mg/L)			
SR4	24/9/2014 0:17	0.06				SR12	24/9/2014 0:17	0.04			
SR4	24/9/2014 0:37	0.06				SR12	24/9/2014 0:37	0.04			
SR4	24/9/2014 0:57	0.05				SR12	24/9/2014 0:57	0.05			
SR4	24/9/2014 1:17	0.05				SR12	24/9/2014 1:17	0.04			
SR4	24/9/2014 1:37	0.05				SR12	24/9/2014 1:37	0.03			
SR4	24/9/2014 1:57	0.05				SR12	24/9/2014 1:57	0.04			
SR4	24/9/2014 2:17	0.05				SR12	24/9/2014 2:17	0.05			
SR4	24/9/2014 2:37	0.04				SR12	24/9/2014 2:37	0.04			
SR4	24/9/2014 2:57	0.05				SR12	24/9/2014 2:57	0.05			
SR4	24/9/2014 3:17	0.06				SR12	24/9/2014 3:17	0.04			
SR4	24/9/2014 3:37	0.05				SR12	24/9/2014 3:37	0.04			
SR4	24/9/2014 3:57	0.05				SR12	24/9/2014 3:57	0.04			
SR4	24/9/2014 4:17	0.05				SR12	24/9/2014 4:17	0.04			
SR4	24/9/2014 4:37	0.05				SR12	24/9/2014 4:37	0.04			
SR4	24/9/2014 4:57	0.04				SR12	24/9/2014 4:57	0.04			
SR4	24/9/2014 5:17	0.04				SR12	24/9/2014 5:17	0.04			
SR4	24/9/2014 5:37	0.04				SR12	24/9/2014 5:37	0.05			
SR4	24/9/2014 5:57	0.04				SR12	24/9/2014 5:57	0.05			
SR4						SR12					
SR4	24/9/2014 6:37	0.03				SR12	24/9/2014 6:37	0.05			
SR4	24/9/2014 6:57	0.05				SR12	24/9/2014 6:57	0.04			
SR4	24/9/2014 7:17	0.05				SR12	24/9/2014 7:17	0.05			
SR4	24/9/2014 7:37	0.05				SR12	24/9/2014 7:37	0.05			
SR4	24/9/2014 7:57	0.05				SR12	24/9/2014 7:57	0.05			
SR4	24/9/2014 8:17	0.05				SR12	24/9/2014 8:17	0.05			
SR4	24/9/2014 8:37	0.05				SR12	24/9/2014 8:37	0.04			
SR4	24/9/2014 8:57	0.06				SR12	24/9/2014 8:57	0.04			
SR4	24/9/2014 9:17	0.05				SR12	24/9/2014 9:17	0.06			
SR4	24/9/2014 9:37	0.05				SR12	24/9/2014 9:37	0.06			
SR4	24/9/2014 9:47	0.05				SR12	24/9/2014 9:57	0.06			
SR4						SR12	24/9/2014 10:17	0.06			
SR4						SR12	24/9/2014 10:37	0.05			
SR4						SR12	24/9/2014 10:57	0.05			
SR4	24/9/2014 11:17	0.05				SR12	24/9/2014 11:17	0.05			
SR4	24/9/2014 11:37	0.05				SR12	24/9/2014 11:37	0.05			
SR4	24/9/2014 11:57	0.04				SR12	24/9/2014 11:57	0.05			
SR4	24/9/2014 12:17	0.05				SR12	24/9/2014 12:17	0.06			
SR4	24/9/2014 12:37	0.05				SR12	24/9/2014 12:37	0.06			
SR4	24/9/2014 12:57	0.04				SR12	24/9/2014 12:57	0.06			
SR4	24/9/2014 13:17	0.04				SR12					
SR4	24/9/2014 13:37	0.04				SR12					
SR4	24/9/2014 13:57	0.05				SR12					
SR4	24/9/2014 14:17	0.05				SR12					
SR4	24/9/2014 14:37	0.04				SR12					
SR4	24/9/2014 14:57	0.05				SR12					
SR4	24/9/2014 15:17	0.05				SR12					
SR4	24/9/2014 15:37	0.05				SR12					
SR4	24/9/2014 15:57	0.08				SR12					
SR4	24/9/2014 16:17	0.06				SR12					
SR4	24/9/2014 16:37	0.08				SR12	24/9/2014 16:37	0.05			
SR4	24/9/2014 16:57	0.07				SR12	24/9/2014 16:57	0.05			
SR4	24/9/2014 17:17	0.07				SR12	24/9/2014 17:17	0.05			
SR4	24/9/2014 17:37	0.07				SR12	24/9/2014 17:37	0.05			
SR4	24/9/2014 17:57	0.05				SR12	24/9/2014 17:57	0.05			
SR4	24/9/2014 18:17	0.06				SR12	24/9/2014 18:17	0.05			
SR4	24/9/2014 18:37	0.06				SR12	24/9/2014 18:37	0.05			
SR4	24/9/2014 18:57	0.06				SR12	24/9/2014 18:57	0.04			
SR4	24/9/2014 19:17	0.06				SR12	24/9/2014 19:17	0.05			
SR4	24/9/2014 19:37	0.05				SR12	24/9/2014 19:37	0.05			
SR4	24/9/2014 19:57	0.05				SR12	24/9/2014 19:57	0.04			
SR4	24/9/2014 20:17	0.06				SR12	24/9/2014 20:17	0.05			
SR4	24/9/2014 20:37	0.06				SR12	24/9/2014 20:37	0.05			
SR4	24/9/2014 20:57	0.06				SR12	24/9/2014 20:57	0.05			
SR4	24/9/2014 21:17	0.07				SR12	24/9/2014 21:17	0.05			
SR4	24/9/2014 21:37	0.07				SR12	24/9/2014 21:37	0.06			
SR4	24/9/2014 21:57	0.06				SR12	24/9/2014 21:57	0.06			
SR4	24/9/2014 22:17	0.05				SR12	24/9/2014 22:17	0.06			
SR4	24/9/2014 22:37	0.04				SR12	24/9/2014 22:37	0.06			
SR4	24/9/2014 22:57	0.05				SR12	24/9/2014 22:57	0.08			
SR4	24/9/2014 23:17	0.04				SR12	24/9/2014 23:17	0.06			
SR4	24/9/2014 23:37	0.04				SR12	24/9/2014 23:37	0.05			
SR4	24/9/2014 23:57	0.04				SR12	24/9/2014 23:57	0.06			

Remark: Fonts with underline: Action Level Exceedance
Fonts with bold and underline: Limit Level Exceedance
Automatic Instrument calibration of NH3-N monitor was carried out during 5:57-6:37 at SR4 and SR12.
SR4 monitoring station was under maintenance during 9:46-10:56.
SR12 monitoring station was under maintenance during 13:06-16:16.

Station	Timestamp	Temp (° C)	DO (%)	DO (mg/L)	Tur (NTU)	Station	Timestamp	Temp (° C)	DO (%)	DO (mg/L)	Tur (NTU)	Station	Timestamp	Temp (° C)	DO (%)	DO (mg/L)	Tur (NTU)	Station	Timestamp	Temp (°C)	DO (%)	DO (mg/L)	Tur (NTU)
SR4	25/9/2014 0:01	28.82	83.0	5.56	2.3	SR4	25/9/2014 6:01	28.63	81.6	5.50	4.8	SR4	25/9/2014 12:01	28.79	84.3	5.66	2.1	SR4	25/9/2014 18:01	29.25	86.0	5.78	3.4
SR4	25/9/2014 0:06	28.76	83.4	5.60	2.4	SR4	25/9/2014 6:06	28.62	81.2	5.45	6.5	SR4	25/9/2014 12:06	28.80	84.3	5.66	2.9	SR4	25/9/2014 18:06	29.25	85.7	5.75	3.6
SR4	25/9/2014 0:11	28.75	82.7	5.54	3.0	SR4	25/9/2014 6:11	28.62	80.7	5.42	6.4	SR4	25/9/2014 12:11	28.84	84.6	5.67	2.0	SR4	25/9/2014 18:11	29.24	86.0	5.78	3.2
SR4	25/9/2014 0:16	28.72	80.7	5.41	6.3	SR4	25/9/2014 6:16	28.62	81.8	5.49	5.4	SR4	25/9/2014 12:16	28.87	85.2	5.71	2.3	SR4	25/9/2014 18:16	29.24	85.6	5.75	3.2
SR4	25/9/2014 0:21	28.72	80.8	5.41	3.3	SR4	25/9/2014 6:21	28.61	81.8	5.49	5.3	SR4	25/9/2014 12:21	28.82	84.1	5.64	2.4	SR4	25/9/2014 18:21	29.13	83.5	5.60	7.0
SR4	25/9/2014 0:26	28.74	81.5	5.45	3.1	SR4	25/9/2014 6:26	28.61	81.5	5.47	6.0	SR4	25/9/2014 12:26	28.83	84.2	5.65	2.5	SR4	25/9/2014 18:26	29.13	83.6	5.60	9.3
SR4	25/9/2014 0:31	28.72	79.6	5.33	3.5	SR4	25/9/2014 6:31	28.61	81.5	5.47	6.2	SR4	25/9/2014 12:31	28.83	83.8	5.62	2.6	SR4	25/9/2014 18:31	29.09	83.1	5.58	6.6
SR4	25/9/2014 0:36	28.73	80.7	5.41	2.6	SR4	25/9/2014 6:36	28.61	81.3	5.46	6.8	SR4	25/9/2014 12:36	28.84	83.5	5.60	2.7	SR4	25/9/2014 18:36	29.09	82.5	5.51	6.6
SR4	25/9/2014 0:41	28.73	80.2	5.35	2.0	SR4	25/9/2014 6:41	28.60	80.9	5.43	6.0	SR4	25/9/2014 12:41	28.85	83.9	5.62	2.9	SR4	25/9/2014 18:41	29.09	82.1	5.50	5.6
SR4	25/9/2014 0:46	28.72	79.1	5.28	2.9	SR4	25/9/2014 6:46	28.60	80.8	5.42	6.8	SR4	25/9/2014 12:46	28.86	83.8	5.62	3.1	SR4	25/9/2014 18:46	29.06	83.3	5.58	5.7
SR4	25/9/2014 0:51	28.73	78.0	5.20	1.7	SR4	25/9/2014 6:51	28.60	80.7	5.42	6.6	SR4	25/9/2014 12:51	28.86	83.9	5.63	2.4	SR4	25/9/2014 18:51	29.10	83.5	5.59	5.5
SR4	25/9/2014 0:56	28.73	78.1	5.21	1.6	SR4	25/9/2014 6:56	28.60	81.2	5.43	6.7	SR4	25/9/2014 12:56	28.93	83.6	5.60	2.5	SR4	25/9/2014 18:56	29.00	82.4	5.52	7.1
SR4	25/9/2014 1:01	28.76	79.5	5.31	1.8	SR4	25/9/2014 7:01	28.60	81.2	5.43	9.1	SR4	25/9/2014 13:01	28.93	83.4	5.59	2.4	SR4	25/9/2014 19:01	28.99	80.5	5.39	6.1
SR4	25/9/2014 1:06	28.73	77.4	5.18	2.3	SR4	25/9/2014 7:06	28.59	81.3	5.45	6.0	SR4	25/9/2014 13:06	28.97	83.2	5.57	2.6	SR4	25/9/2014 19:06	29.00	80.8	5.41	5.2
SR4	25/9/2014 1:11	28.69	75.7	5.07	2.9	SR4	25/9/2014 7:11	28.58	81.2	5.45	8.2	SR4	25/9/2014 13:11	28.98	82.6	5.53	1.8	SR4	25/9/2014 19:11	28.99	82.8	5.54	6.1
SR4	25/9/2014 1:16	28.68	74.4	4.98	3.1	SR4	25/9/2014 7:16	28.58	81.2	5.45	6.3	SR4	25/9/2014 13:16	28.97	80.8	5.41	2.2	SR4	25/9/2014 19:16	29.00	82.6	5.53	6.2
SR4	25/9/2014 1:21	28.68	74.4	4.98	2.8	SR4	25/9/2014 7:21	28.59	81.0	5.44	6.9	SR4	25/9/2014 13:21	28.97	82.5	5.52	2.0	SR4	25/9/2014 19:21	29.00	82.6	5.53	6.9
SR4	25/9/2014 1:26	28.69	76.5	5.12	3.1	SR4	25/9/2014 7:26	28.59	80.2	5.37	9.6	SR4	25/9/2014 13:26	28.96	82.4	5.52	2.1	SR4	25/9/2014 19:26	29.00	82.7	5.54	5.6
SR4	25/9/2014 1:31	28.69	76.8	5.14	2.9	SR4	25/9/2014 7:31	28.59	79.9	5.36	**14.8**	SR4	25/9/2014 13:31	29.00	82.8	5.54	1.9	SR4	25/9/2014 19:31	28.98	83.0	5.56	7.5
SR4	25/9/2014 1:36	28.69	76.7	5.14	2.7	SR4	25/9/2014 7:36	28.59	80.6	5.41	7.8	SR4	25/9/2014 13:36	29.03	82.2	5.50	2.0	SR4	25/9/2014 19:36	28.98	83.0	5.56	7.1
SR4	25/9/2014 1:41	28.69	78.0	5.23	2.5	SR4	25/9/2014 7:41	28.60	80.4	5.39	7.7	SR4	25/9/2014 13:41	29.04	80.5	5.38	1.6	SR4	25/9/2014 19:41	28.97	83.0	5.56	8.3
SR4	25/9/2014 1:46	28.70	78.9	5.27	2.7	SR4	25/9/2014 7:46	28.60	80.2	5.38	7.5	SR4	25/9/2014 13:46	28.93	81.3	5.45	2.9	SR4	25/9/2014 19:46	28.97	82.7	5.54	7.3
SR4	25/9/2014 1:51	28.70	78.5	5.26	2.5	SR4	25/9/2014 7:51	28.60	80.0	5.36	6.9	SR4	25/9/2014 13:51	29.13	81.8	5.46	2.3	SR4	25/9/2014 19:51	28.88	81.8	5.48	9.3
SR4	25/9/2014 1:56	28.70	76.4	5.13	2.0	SR4	25/9/2014 7:56	28.60	80.0	5.36	6.3	SR4	25/9/2014 13:56	28.82	80.5	5.40	4.8	SR4	25/9/2014 19:56	28.89	81.9	5.49	9.2
SR4	25/9/2014 2:01	28.70	77.7	5.21	2.9	SR4	25/9/2014 8:01	28.60	79.9	5.36	6.7	SR4	25/9/2014 14:01	28.99	80.5	5.38	3.1	SR4	25/9/2014 20:01	28.88	81.8	5.48	**10.6**
SR4	25/9/2014 2:06	28.70	78.7	5.27	3.0	SR4	25/9/2014 8:06	28.60	80.0	5.36	7.7	SR4	25/9/2014 14:06	28.92	80.1	5.36	3.2	SR4	25/9/2014 20:06	28.88	81.6	5.47	9.0
SR4	25/9/2014 2:11	28.70	78.0	5.23	3.1	SR4	25/9/2014 8:11	28.60	80.1	5.37	7.3	SR4	25/9/2014 14:11	28.88	80.1	5.37	3.7	SR4	25/9/2014 20:11	28.87	81.5	5.46	**11.6**
SR4	25/9/2014 2:16	28.69	75.7	5.07	2.7	SR4	25/9/2014 8:16	28.61	80.0	5.36	7.9	SR4	25/9/2014 14:16	28.86	79.5	5.33	5.2	SR4	25/9/2014 20:16	28.86	81.5	5.46	8.9
SR4	25/9/2014 2:21	28.69	77.8	5.22	3.2	SR4	25/9/2014 8:21	28.61	80.4	5.38	6.3	SR4	25/9/2014 14:21	29.00	81.2	5.44	3.0	SR4	25/9/2014 20:21	28.85	81.3	5.44	**10.2**
SR4	25/9/2014 2:26	28.68	76.9	5.15	4.1	SR4	25/9/2014 8:26	28.61	80.1	5.36	6.3	SR4	25/9/2014 14:26	28.93	79.9	5.35	3.0	SR4	25/9/2014 20:26	28.85	81.3	5.45	8.9
SR4	25/9/2014 2:31	28.68	75.1	5.03	2.6	SR4	25/9/2014 8:31	28.61	80.2	5.37	6.3	SR4	25/9/2014 14:31	28.95	80.3	5.38	2.5	SR4	25/9/2014 20:31	28.84	80.8	5.40	8.5
SR4	25/9/2014 2:36	28.68	78.3	5.23	4.7	SR4	25/9/2014 8:36	28.61	79.9	5.35	6.8	SR4	25/9/2014 14:36	28.90	79.6	5.33	3.3	SR4	25/9/2014 20:36	28.81	81.1	5.43	9.6
SR4	25/9/2014 2:41	28.68	76.2	5.10	4.4	SR4	25/9/2014 8:41	28.61	79.9	5.35	6.4	SR4	25/9/2014 14:41	28.87	79.3	5.32	4.3	SR4	25/9/2014 20:41	28.82	80.9	5.41	8.6
SR4	25/9/2014 2:46	28.68	77.5	5.19	4.0	SR4	25/9/2014 8:46	28.61	79.8	5.35	6.7	SR4	25/9/2014 14:46	28.86	80.0	5.36	3.9	SR4	25/9/2014 20:46	28.82	81.0	5.42	7.6
SR4	25/9/2014 2:51	28.68	77.6	5.19	5.2	SR4	25/9/2014 8:51	28.61	79.8	5.34	6.5	SR4	25/9/2014 14:51	28.89	80.0	5.35	3.1	SR4	25/9/2014 20:51	28.82	80.6	5.40	6.6
SR4	25/9/2014 2:56	28.68	77.3	5.16	5.2	SR4	25/9/2014 8:56	28.61	79.9	5.35	8.0	SR4	25/9/2014 14:56	28.86	77.5	5.19	3.7	SR4	25/9/2014 20:56	28.82	80.9	5.41	7.2
SR4	25/9/2014 3:01	28.68	77.7	5.17	4.7	SR4	25/9/2014 9:01	28.61	79.8	5.35	7.3	SR4	25/9/2014 15:01	28.93	80.9	5.42	3.3	SR4	25/9/2014 21:01	28.81	80.5	5.39	6.0
SR4	25/9/2014 3:06	28.68	77.6	5.18	4.9	SR4	25/9/2014 9:06	28.61	79.8	5.34	6.9	SR4	25/9/2014 15:06	28.91	79.1	5.30	3.1	SR4	25/9/2014 21:06	28.80	80.7	5.41	9.0
SR4	25/9/2014 3:11	28.67	78.0	5.20	4.8	SR4	25/9/2014 9:11	28.62	79.8	5.34	6.4	SR4	25/9/2014 15:11	28.83	77.6	5.20	5.0	SR4	25/9/2014 21:11	28.79	80.3	5.38	7.1
SR4	25/9/2014 3:16	28.68	78.6	5.24	4.0	SR4	25/9/2014 9:16	28.62	79.8	5.34	6.3	SR4	25/9/2014 15:16	28.89	77.7	5.19	4.1	SR4	25/9/2014 21:16	28.83	80.6	5.40	6.0
SR4	25/9/2014 3:21	28.68	77.8	5.19	3.2	SR4	25/9/2014 9:21	28.62	79.8	5.35	6.0	SR4	25/9/2014 15:21	28.87	79.9	5.34	3.8	SR4	25/9/2014 21:21	28.84	81.0	5.43	6.7
SR4	25/9/2014 3:26	28.68	78.6	5.24	3.7	SR4	25/9/2014 9:26	28.62	80.0	5.36	5.9	SR4	25/9/2014 15:26	28.86	79.5	5.31	3.8	SR4	25/9/2014 21:26	28.90	82.1	5.51	4.1
SR4	25/9/2014 3:31	28.68	78.3	5.23	4.0	SR4	25/9/2014 9:31	28.64	80.6	5.40	4.9	SR4	25/9/2014 15:31	28.97	80.3	5.36	2.6	SR4	25/9/2014 21:31	28.87	81.4	5.46	4.3
SR4	25/9/2014 3:36	28.67	78.3	5.24	3.6	SR4	25/9/2014 9:36	28.65	81.5	5.47	4.2	SR4	25/9/2014 15:36	28.99	81.1	5.41	3.5	SR4	25/9/2014 21:36	28.91	81.9	5.50	3.5
SR4	25/9/2014 3:41	28.67	77.9	5.22	3.2	SR4	25/9/2014 9:41	28.64	81.1	5.44	4.6	SR4	25/9/2014 15:41	28.98	80.8	5.39	5.2	SR4	25/9/2014 21:41	28.92	82.5	5.54	3.8
SR4	25/9/2014 3:46	28.67	77.9	5.22	3.5	SR4	25/9/2014 9:46	28.67	82.3	5.52	3.6	SR4	25/9/2014 15:46	29.00	81.5	5.44	3.8	SR4	25/9/2014 21:46	28.93	82.3	5.53	3.5
SR4	25/9/2014 3:51	28.67	79.4	5.32	4.4	SR4	25/9/2014 9:51	28.70	82.9	5.55	3.4	SR4	25/9/2014 15:51	29.01	82.1	5.49	4.7	SR4	25/9/2014 21:51	28.93	82.6	5.55	3.3
SR4	25/9/2014 3:56	28.67	78.6	5.27	3.2	SR4	25/9/2014 9:56	28.69	82.8	5.56	3.2	SR4	25/9/2014 15:56	29.01	81.8	5.47	3.7	SR4	25/9/2014 21:56	28.94	82.6	5.55	3.5
SR4	25/9/2014 4:01	28.67	77.7	5.21	3.1	SR4	25/9/2014 10:01	28.68	82.6	5.55	3.2	SR4	25/9/2014 16:01	29.02	82.6	5.52	4.2	SR4	25/9/2014 22:01	28.95	83.1	5.58	4.3
SR4	25/9/2014 4:06	28.67	78.0	5.23	2.8	SR4	25/9/2014 10:06	28.69	82.8	5.56	2.7	SR4	25/9/2014 16:06	29.22	81.3	5.42	3.3	SR4	25/9/2014 22:06	28.95	83.0	5.57	3.2
SR4	25/9/2014 4:11	28.64	77.6	5.20	3.5	SR4	25/9/2014 10:11	28.67	82.2	5.52	4.1	SR4	25/9/2014 16:11	29.09	82.5	5.51	3.8	SR4	25/9/2014 22:11	28.96	82.8	5.56	3.2
SR4	25/9/2014 4:16	28.58	79.1	5.31	3.5	SR4	25/9/2014 10:16	28.67	81.6	5.48	3.8	SR4	25/9/2014 16:16	29.08	82.8	5.53	3.6	SR4	25/9/2014 22:16	28.96	82.7	5.55	3.3
SR4	25/9/2014 4:21	28.57	75.5	5.07	3.3	SR4	25/9/2014 10:21	28.67	82.1	5.51	3.3	SR4	25/9/2014 16:21	29.07	82.6	5.52	3.6	SR4	25/9/2014 22:21	28.96	82.9	5.56	3.2
SR4	25/9/2014 4:26	28.58	80.4	5.41	4.2	SR4	25/9/2014 10:26	28.66	80.1	5.38	5.4	SR4	25/9/2014 16:26	29.06	82.8	5.53	3.5	SR4	25/9/2014 22:26	28.97	82.8	5.56	3.3
SR4	25/9/2014 4:31	28.60	79.8	5.36	3.9	SR4	25/9/2014 10:31	28.65	80.3	5.39	4.5	SR4	25/9/2014 16:31	29.09	83.8	5.60	4.3	SR4	25/9/2014 22:31	28.97	82.7	5.55	3.3
SR4	25/9/2014 4:36	28.58	80.2	5.38	3.9	SR4	25/9/2014 10:36	28.65	80.4	5.39	4.2	SR4	25/9/2014 16:36	29.10	83.4	5.58	3.5	SR4	25/9/2014 22:36	28.93	82.7	5.56	2.9
SR4	25/9/2014 4:41	28.57	80.6	5.42	4.1	SR4	25/9/2014 10:41	28.65	80.5	5.39	4.5	SR4	25/9/2014 16:41	29.11	84.1	5.62	4.0	SR4	25/9/2014 22:41	28.96	82.4	5.53	3.6
SR4	25/9/2014 4:46	28.58	79.8	5.36	3.3	SR4	25/9/2014 10:46	28.68	81.9	5.49	2.8	SR4	25/9/2014 16:46	29.12	84.0	5.62	3.7	SR4	25/9/2014 22:46	28.96	82.4	5.53	3.5
SR4	25/9/2014 4:51	28.59	78.5	5.27	4.2	SR4	25/9/2014 10:51	28.68	82.3	5.52	2.6	SR4	25/9/2014 16:51	29.13	84.4	5.65	4.1	SR4	25/9/2014 22:51	28.97	82.7	5.55	3.6
SR4	25/9/2014 4:56	28.60	79.4	5.34	3.8	SR4	25/9/2014 10:56	28.69	82.7	5.54	2.8	SR4	25/9/2014 16:56	29.14	84.2	5.63	3.6	SR4	25/9/2014 22:56	28.96	81.4	5.47	4.2
SR4	25/9/2014 5:01	28.58	80.2	5.40	3.6	SR4	25/9/2014 11:01	28.70	82.9	5.57	2.2	SR4	25/9/2014 17:01	29.15	84.2	5.63	3.8	SR4	25/9/2014 23:01	28.95	81.3	5.46	2.6
SR4	25/9/2014 5:06	28.59	81.0	5.46	3.5	SR4	25/9/2014 11:06	28.70	82.2	5.52	2.3	SR4	25/9/2014 17:06	29.15	83.5	5.58	3.2	SR4	25/9/2014 23:06	28.95	82.8	5.56	2.7
SR4	25/9/2014 5:11	28.59	80.7	5.44	3.9	SR4	25/9/2014 11:11	28.68	82.2	5.52	2.8	SR4	25/9/2014 17:11	29.17	83.8	5.61	3.4	SR4	25/9/2014 23:11	28.95	81.7	5.49	2.7
SR4	25/9/2014 5:16	28.59	80.1	5.40	3.7	SR4	25/9/2014 11:16	28.68	82.2	5.52	2.6	SR4	25/9/2014 17:16	29.17	84.0	5.63	3.5	SR4	25/9/2014 23:16	28.95	81.0	5.44	2.6
SR4	25/9/2014 5:21	28.59	80.9	5.45	3.6	SR4	25/9/2014 11:21	28.69	82.5	5.54	2.8	SR4	25/9/2014 17:21	29.19	84.1	5.64	3.5	SR4	25/9/2014 23:21	28.94	81.9	5.50	2.9
SR4	25/9/2014 5:26	28.60	81.3	5.47	3.6	SR4	25/9/2014 11:26	28.71	83.6	5.61	2.8	SR4	25/9/2014 17:26	29.20	83.8	5.62	3.7	SR4	25/9/2014 23:26	28.88	82.8	5.57	2.6
SR4	25/9/2014 5:31	28.58	80.9	5.45	3.5	SR4	25/9/2014 11:31	28.72	83.7	5.62	3.0	SR4	25/9/2014 17:31	29.22	84.4	5.66	3.5	SR4	25/9/2014 23:31	28.86	82.3	5.54	2.8
SR4	25/9/2014 5:36	28.60	82.2	5.54	4.3	SR4	25/9/2014 11:36	28.72	83.7	5.62	3.1	SR4	25/9/2014 17:36	29.22	85.8	5.75	3.7	SR4	25/9/2014 23:36	28.89	81.5	5.49	2.5
SR4	25/9/2014 5:41	28.61	82.4	5.56	3.9	SR4	25/9/2014 11:41	28.72	83.7	5.62	2.2	SR4	25/9/2014 17:41	29.23	85.1	5.71	3.4	SR4	25/9/2014 23:41	28.89	81.8	5.51	2.5
SR4	25/9/2014 5:46	28.60	82.9	5.59	3.9	SR4	25/9/2014 11:46	28.73	83.6	5.61	2.5	SR4	25/9/2014 17:46	29.22	85.7	5.75	3.8	SR4	25/9/2014 23:46	28.87	81.1	5.47	2.5
SR4	25/9/2014 5:51	28.59	83.5	5.62	6.5	SR4	25/9/2014 11:51	28.73	83.5	5.61	2.7	SR4	25/9/2014 17:51	29.23	85.9	5.76	3.9	SR4	25/9/2014 23:51	28.86	80.6	5.43	2.1
SR4	25/9/2014 5:56	28.59	83.1	5.61	3.7	SR4	25/9/2014 11:56	28.75	84.0	5.63	2.5	SR4	25/9/2014 17:56	29.24	86.0	5.77	3.8	SR4	25/9/2014 23:56	28.87	81.2	5.47	2.6

Station	Timestamp	Temp (° C)	DO (%)	DO (mg/L)	Tur (NTU)	Station	Timestamp	Temp (° C)	DO (%)	DO (mg/L)	Tur (NTU)	Station	Timestamp	Temp (° C)	DO (%)	DO (mg/L)	Tur (NTU)	Station	Timestamp	Temp (°C)	DO (%)	DO (mg/L)	Tur (NTU)
SR5	25/9/2014 0:00	28.71	82.7	5.46	4.9	SR5	25/9/2014 6:00	28.87	84.0	5.62	5.8	SR5	25/9/2014 12:00	29.30	88.0	5.79	3.2	SR5	25/9/2014 18:00	29.22	87.3	5.82	3.8
SR5	25/9/2014 0:05	28.71	82.2	5.43	4.9	SR5	25/9/2014 6:05	28.86	85.1	5.69	7.0	SR5	25/9/2014 12:05	29.28	87.3	5.74	3.0	SR5	25/9/2014 18:05	29.20	86.8	5.78	3.7
SR5	25/9/2014 0:10	28.71	82.1	5.42	5.7	SR5	25/9/2014 6:10	28.86	85.4	5.71	6.8	SR5	25/9/2014 12:10	29.20	87.0	5.73	3.1	SR5	25/9/2014 18:10	29.20	86.5	5.76	3.8
SR5	25/9/2014 0:15	28.71	81.5	**5.38**	5.1	SR5	25/9/2014 6:15	28.85	85.5	5.72	7.2	SR5	25/9/2014 12:15	29.37	88.1	5.80	2.8	SR5	25/9/2014 18:15	29.20	86.4	5.76	3.6
SR5	25/9/2014 0:20	28.71	82.1	5.42	5.6	SR5	25/9/2014 6:20	28.84	84.7	5.66	6.3	SR5	25/9/2014 12:20	29.17	86.2	5.68	3.5	SR5	25/9/2014 18:20	29.13	86.7	5.78	4.4
SR5	25/9/2014 0:25	28.72	83.3	5.50	4.8	SR5	25/9/2014 6:25	28.84	85.6	5.71	4.7	SR5	25/9/2014 12:25	29.28	87.5	5.76	3.0	SR5	25/9/2014 18:25	29.15	87.1	5.81	4.2
SR5	25/9/2014 0:30	28.70	83.1	5.49	4.5	SR5	25/9/2014 6:30	28.85	85.2	5.69	5.1	SR5	25/9/2014 12:30	29.32	87.6	5.76	2.7	SR5	25/9/2014 18:30	29.13	85.4	5.70	4.6
SR5	25/9/2014 0:35	28.68	83.0	5.49	4.4	SR5	25/9/2014 6:35	28.83	85.4	5.70	4.7	SR5	25/9/2014 12:35	29.27	87.0	5.73	3.2	SR5	25/9/2014 18:35	29.09	86.3	5.75	4.8
SR5	25/9/2014 0:40	28.68	83.8	5.55	4.0	SR5	25/9/2014 6:40	28.82	84.8	5.65	4.8	SR5	25/9/2014 12:40	29.34	88.0	5.79	2.8	SR5	25/9/2014 18:40	29.10	86.3	5.76	4.0
SR5	25/9/2014 0:45	28.64	85.0	5.64	4.1	SR5	25/9/2014 6:45	28.81	84.3	5.61	4.8	SR5	25/9/2014 12:45	29.27	87.2	5.74	2.7	SR5	25/9/2014 18:45	29.13	84.4	5.63	3.6
SR5	25/9/2014 0:50	28.65	84.5	5.60	4.0	SR5	25/9/2014 6:50	28.79	83.1	5.52	5.0	SR5	25/9/2014 12:50	29.34	89.7	5.91	2.9	SR5	25/9/2014 18:50	29.12	85.4	5.69	4.1
SR5	25/9/2014 0:55	28.66	84.7	5.61	4.3	SR5	25/9/2014 6:55	28.79	82.5	5.48	5.8	SR5	25/9/2014 12:55	29.36	89.7	5.90	2.8	SR5	25/9/2014 18:55	29.10	86.3	5.75	4.0
SR5	25/9/2014 1:00	28.65	85.4	5.66	4.5	SR5	25/9/2014 7:00	28.79	82.5	5.49	5.1	SR5	25/9/2014 13:00	29.27	88.3	5.82	3.2	SR5	25/9/2014 19:00	29.10	85.8	5.72	3.8
SR5	25/9/2014 1:05	28.66	85.2	5.64	4.2	SR5	25/9/2014 7:05	28.78	81.2	5.39	6.3	SR5	25/9/2014 13:05	29.36	89.9	5.92	3.3	SR5	25/9/2014 19:05	29.11	84.5	5.63	3.8
SR5	25/9/2014 1:10	28.66	84.9	5.63	4.5	SR5	25/9/2014 7:10	28.78	81.7	5.42	5.5	SR5	25/9/2014 13:10	29.37	90.2	5.94	3.6	SR5	25/9/2014 19:10	29.07	84.6	5.64	5.0
SR5	25/9/2014 1:15	28.67	85.3	5.65	4.0	SR5	25/9/2014 7:15	28.78	81.7	5.41	5.9	SR5	25/9/2014 13:15	29.26	89.3	5.89	4.6	SR5	25/9/2014 19:15	29.08	84.3	5.62	4.5
SR5	25/9/2014 1:20	28.68	85.0	5.63	4.3	SR5	25/9/2014 7:20	28.78	80.9	**5.36**	6.0	SR5	25/9/2014 13:20	29.27	89.3	5.89	3.4	SR5	25/9/2014 19:20	29.08	83.8	5.58	5.5
SR5	25/9/2014 1:25	28.69	84.9	5.63	4.8	SR5	25/9/2014 7:25	28.77	79.7	**5.28**	**11.4**	SR5	25/9/2014 13:25	29.27	89.1	5.88	3.1	SR5	25/9/2014 19:25	29.05	84.0	5.59	5.7
SR5	25/9/2014 1:30	28.68	84.7	5.61	5.3	SR5	25/9/2014 7:30	28.78	81.1	**5.38**	5.6	SR5	25/9/2014 13:30	29.27	89.4	5.90	2.9	SR5	25/9/2014 19:30	29.01	82.8	5.50	6.5
SR5	25/9/2014 1:35	28.69	86.1	5.71	3.9	SR5	25/9/2014 7:35	28.77	80.7	**5.35**	6.8	SR5	25/9/2014 13:35	29.26	88.7	5.85	3.2	SR5	25/9/2014 19:35	28.99	81.8	5.43	5.4
SR5	25/9/2014 1:40	28.69	85.6	5.68	4.5	SR5	25/9/2014 7:40	28.74	79.5	**5.26**	6.4	SR5	25/9/2014 13:40	29.27	88.2	5.81	3.8	SR5	25/9/2014 19:40	28.95	81.6	5.42	6.5
SR5	25/9/2014 1:45	28.68	85.8	5.69	5.0	SR5	25/9/2014 7:45	28.74	79.2	**5.24**	6.5	SR5	25/9/2014 13:45	29.27	88.0	5.80	3.5	SR5	25/9/2014 19:45	28.94	80.5	**5.33**	7.3
SR5	25/9/2014 1:50	28.74	86.1	5.72	3.7	SR5	25/9/2014 7:50	28.73	78.8	**5.21**	7.4	SR5	25/9/2014 13:50	29.58	91.0	5.98	3.5	SR5	25/9/2014 19:50	28.93	80.2	**5.32**	7.2
SR5	25/9/2014 1:55	28.73	87.0	5.78	4.8	SR5	25/9/2014 7:55	28.73	78.8	**5.21**	6.9	SR5	25/9/2014 13:55	29.54	90.9	5.99	3.0	SR5	25/9/2014 19:55	28.94	78.8	**5.23**	6.8
SR5	25/9/2014 2:00	28.76	86.2	5.73	4.4	SR5	25/9/2014 8:00	28.72	78.1	**5.16**	7.0	SR5	25/9/2014 14:00	29.57	92.5	6.10	3.0	SR5	25/9/2014 20:00	28.93	79.7	**5.29**	7.0
SR5	25/9/2014 2:05	28.74	86.5	5.75	4.6	SR5	25/9/2014 8:05	28.72	78.6	**5.19**	6.8	SR5	25/9/2014 14:05	29.36	90.5	5.97	3.5	SR5	25/9/2014 20:05	28.91	78.8	**5.22**	**8.1**
SR5	25/9/2014 2:10	28.75	86.1	5.73	4.2	SR5	25/9/2014 8:10	28.71	78.3	**5.17**	6.7	SR5	25/9/2014 14:10	29.48	90.9	5.99	3.2	SR5	25/9/2014 20:10	28.90	79.7	**5.27**	7.7
SR5	25/9/2014 2:15	28.74	87.1	5.80	4.7	SR5	25/9/2014 8:15	28.70	78.1	**5.16**	6.9	SR5	25/9/2014 14:15	29.43	92.3	6.09	3.1	SR5	25/9/2014 20:15	28.91	78.5	**5.19**	7.2
SR5	25/9/2014 2:20	28.78	88.5	5.90	4.4	SR5	25/9/2014 8:20	28.71	78.2	**5.16**	7.0	SR5	25/9/2014 14:20	29.59	93.4	6.16	2.5	SR5	25/9/2014 20:20	28.90	79.1	**5.22**	7.3
SR5	25/9/2014 2:25	28.76	87.7	5.85	4.6	SR5	25/9/2014 8:25	28.71	78.2	**5.17**	7.7	SR5	25/9/2014 14:25	29.50	93.0	6.14	3.2	SR5	25/9/2014 20:25	28.90	79.5	**5.25**	6.8
SR5	25/9/2014 2:30	28.76	87.8	5.86	4.6	SR5	25/9/2014 8:30	28.70	77.9	**5.14**	7.2	SR5	25/9/2014 14:30	29.46	92.5	6.11	2.8	SR5	25/9/2014 20:30	28.90	79.0	**5.21**	6.4
SR5	25/9/2014 2:35	28.76	87.7	5.86	4.5	SR5	25/9/2014 8:35	28.70	77.9	**5.14**	7.1	SR5	25/9/2014 14:35	29.44	92.6	6.12	3.2	SR5	25/9/2014 20:35	28.90	78.8	**5.20**	7.0
SR5	25/9/2014 2:40	28.76	87.4	5.84	4.4	SR5	25/9/2014 8:40	28.70	77.4	**5.11**	7.4	SR5	25/9/2014 14:40	29.46	91.9	6.07	3.1	SR5	25/9/2014 20:40	28.89	78.4	**5.17**	7.9
SR5	25/9/2014 2:45	28.77	88.0	5.89	4.5	SR5	25/9/2014 8:45	28.70	76.9	**5.08**	6.6	SR5	25/9/2014 14:45	29.37	92.7	6.14	2.7	SR5	25/9/2014 20:45	28.88	78.6	**5.19**	7.1
SR5	25/9/2014 2:50	28.81	87.8	5.87	4.5	SR5						SR5	25/9/2014 14:50	29.34	91.4	6.05	3.1	SR5	25/9/2014 20:50	28.87	78.8	**5.20**	7.8
SR5	25/9/2014 2:55	28.84	87.8	5.86	4.6	SR5						SR5	25/9/2014 14:55	29.37	91.2	6.04	3.1	SR5	25/9/2014 20:55	28.87	78.7	**5.19**	7.5
SR5	25/9/2014 3:00	28.84	87.5	5.84	4.9	SR5						SR5	25/9/2014 15:00	29.37	91.5	6.06	3.1	SR5	25/9/2014 21:00	28.86	79.0	**5.21**	**8.4**
SR5	25/9/2014 3:05	28.85	87.4	5.83	5.7	SR5						SR5	25/9/2014 15:05	29.37	90.7	6.01	2.9	SR5	25/9/2014 21:05	28.85	78.6	**5.18**	7.7
SR5	25/9/2014 3:10	28.84	87.9	5.87	5.1	SR5	25/9/2014 9:10	28.68	77.0	**5.07**	**8.0**	SR5	25/9/2014 15:10	29.43	91.3	6.04	3.0	SR5	25/9/2014 21:10	28.85	77.8	**5.13**	7.7
SR5	25/9/2014 3:15	28.84	88.3	5.90	4.7	SR5	25/9/2014 9:15	28.68	77.2	**5.09**	**8.7**	SR5	25/9/2014 15:15	29.43	93.4	6.21	2.9	SR5	25/9/2014 21:15	28.85	77.7	**5.12**	7.9
SR5	25/9/2014 3:20	28.86	88.0	5.89	5.5	SR5	25/9/2014 9:20	28.68	77.5	**5.10**	7.5	SR5	25/9/2014 15:20	29.45	95.3	6.35	3.0	SR5	25/9/2014 21:20	28.85	78.1	**5.14**	7.7
SR5	25/9/2014 3:25	28.86	87.7	5.87	6.2	SR5	25/9/2014 9:25	28.68	76.9	**5.06**	**8.1**	SR5	25/9/2014 15:25	29.42	93.8	6.24	3.4	SR5	25/9/2014 21:25	28.84	77.9	**5.13**	7.8
SR5	25/9/2014 3:30	28.86	87.6	5.86	5.3	SR5	25/9/2014 9:30	28.67	77.1	**5.08**	**8.2**	SR5	25/9/2014 15:30	29.39	93.8	6.25	3.4	SR5	25/9/2014 21:30	28.84	77.5	**5.10**	7.5
SR5	25/9/2014 3:35	28.86	87.3	5.84	5.3	SR5	25/9/2014 9:35	28.67	77.1	**5.08**	**9.6**	SR5	25/9/2014 15:35	29.34	93.3	6.22	3.5	SR5	25/9/2014 21:35	28.83	77.8	**5.13**	**8.4**
SR5	25/9/2014 3:40	28.85	87.9	5.88	5.1	SR5	25/9/2014 9:40	28.67	77.4	**5.10**	**8.6**	SR5	25/9/2014 15:40	29.36	93.2	6.21	3.2	SR5	25/9/2014 21:40	28.83	77.6	**5.11**	7.6
SR5	25/9/2014 3:45	28.85	87.5	5.85	5.7	SR5	25/9/2014 9:45	28.67	77.4	**5.09**	7.9	SR5	25/9/2014 15:45	29.37	92.7	6.18	3.2	SR5	25/9/2014 21:45	28.82	77.5	**5.10**	6.8
SR5	25/9/2014 3:50	28.85	87.0	5.82	5.0	SR5	25/9/2014 9:50	28.66	77.3	**5.08**	**8.6**	SR5	25/9/2014 15:50	29.37	92.1	6.14	3.1	SR5	25/9/2014 21:50	28.82	77.6	**5.11**	7.1
SR5	25/9/2014 3:55	28.85	86.4	5.78	5.0	SR5	25/9/2014 9:55	28.66	77.3	**5.09**	7.8	SR5	25/9/2014 15:55	29.29	92.3	6.15	3.6	SR5	25/9/2014 21:55	28.82	77.1	**5.07**	7.9
SR5	25/9/2014 4:00	28.85	86.6	5.79	5.3	SR5	25/9/2014 10:00	28.66	77.5	**5.10**	**8.1**	SR5	25/9/2014 16:00	29.34	91.9	6.13	3.4	SR5	25/9/2014 22:00	28.82	77.6	**5.11**	**8.2**
SR5	25/9/2014 4:05	28.81	87.4	5.85	5.6	SR5	25/9/2014 10:05	28.66	77.5	**5.10**	7.7	SR5	25/9/2014 16:05	29.36	92.0	6.13	3.6	SR5	25/9/2014 22:05	28.81	76.7	**5.05**	**8.1**
SR5	25/9/2014 4:10	28.83	86.6	5.79	5.5	SR5	25/9/2014 10:10	28.67	77.1	**5.08**	7.7	SR5	25/9/2014 16:10	29.29	91.3	6.09	4.2	SR5	25/9/2014 22:10	28.81	78.2	**5.15**	7.0
SR5	25/9/2014 4:15	28.83	85.7	5.73	4.9	SR5	25/9/2014 10:15	28.67	75.3	**4.95**	7.1	SR5	25/9/2014 16:15	29.30	91.7	6.11	3.4	SR5	25/9/2014 22:15	28.80	77.8	**5.12**	7.0
SR5	25/9/2014 4:20	28.83	86.4	5.77	6.1	SR5	25/9/2014 10:20	28.67	75.4	**4.96**	**8.4**	SR5	25/9/2014 16:20	29.28	91.1	6.07	3.8	SR5	25/9/2014 22:20	28.80	77.6	**5.11**	7.4
SR5	25/9/2014 4:25	28.85	85.6	5.72	5.1	SR5	25/9/2014 10:25	28.67	76.3	**5.02**	7.4	SR5	25/9/2014 16:25	29.29	91.4	6.09	3.9	SR5	25/9/2014 22:25	28.80	77.3	**5.09**	7.0
SR5	25/9/2014 4:30	28.82	85.7	5.73	5.2	SR5	25/9/2014 10:30	28.66	76.9	**5.06**	6.8	SR5	25/9/2014 16:30	29.33	91.7	6.11	3.9	SR5	25/9/2014 22:30	28.81	77.9	**5.13**	6.1
SR5	25/9/2014 4:35	28.83	86.1	5.76	5.4	SR5	25/9/2014 10:35	28.92	80.3	**5.28**	5.2	SR5	25/9/2014 16:35	29.36	88.7	5.91	3.5	SR5	25/9/2014 22:35	28.80	77.6	**5.11**	6.9
SR5	25/9/2014 4:40	28.83	85.3	5.70	5.7	SR5	25/9/2014 10:40	28.81	81.3	**5.36**	6.1	SR5	25/9/2014 16:40	29.34	90.7	6.04	3.9	SR5	25/9/2014 22:40	28.80	77.2	**5.08**	6.2
SR5	25/9/2014 4:45	28.86	87.5	5.86	5.1	SR5	25/9/2014 10:45	28.81	81.1	**5.35**	6.3	SR5	25/9/2014 16:45	29.33	90.7	6.04	4.6	SR5	25/9/2014 22:45	28.80	76.8	**5.05**	6.2
SR5	25/9/2014 4:50	28.89	87.7	5.87	5.0	SR5	25/9/2014 10:50	28.77	80.6	**5.31**	5.9	SR5	25/9/2014 16:50	29.33	90.7	6.04	4.1	SR5	25/9/2014 22:50	28.80	76.3	**5.02**	5.4
SR5	25/9/2014 4:55	28.89	87.3	5.84	4.9	SR5	25/9/2014 10:55	28.82	80.9	**5.33**	6.1	SR5	25/9/2014 16:55	29.32	90.5	6.03	3.8	SR5	25/9/2014 22:55	28.81	75.2	**4.94**	5.4
SR5	25/9/2014 5:00	28.90	87.5	5.86	4.7	SR5	25/9/2014 11:00	28.78	80.5	**5.31**	6.3	SR5	25/9/2014 17:00	29.32	90.2	6.00	4.0	SR5	25/9/2014 23:00	28.79	74.5	**4.91**	4.8
SR5	25/9/2014 5:05	28.91	87.6	5.87	4.6	SR5	25/9/2014 11:05	28.78	80.2	**5.28**	7.0	SR5	25/9/2014 17:05	29.30	90.0	5.99	3.8	SR5	25/9/2014 23:05	28.84	80.9	**5.34**	5.3
SR5	25/9/2014 5:10	28.93	88.0	5.89	4.2	SR5	25/9/2014 11:10	28.81	79.8	**5.26**	6.2	SR5	25/9/2014 17:10	29.29	89.4	5.96	3.5	SR5	25/9/2014 23:10	28.84	80.4	**5.30**	5.8
SR5	25/9/2014 5:15	28.93	87.8	5.88	4.3	SR5	25/9/2014 11:15	28.83	80.4	**5.29**	6.4	SR5	25/9/2014 17:15	29.26	89.3	5.95	4.0	SR5	25/9/2014 23:15	28.84	79.2	**5.22**	5.4
SR5	25/9/2014 5:20	28.91	87.4	5.85	4.4	SR5	25/9/2014 11:20	28.89	81.0	**5.33**	5.2	SR5	25/9/2014 17:20	29.28	89.2	5.94	4.1	SR5	25/9/2014 23:20	28.84	79.5	**5.25**	6.2
SR5	25/9/2014 5:25	28.92	87.0	5.82	4.3	SR5	25/9/2014 11:25	28.94	83.1	5.47	5.6	SR5	25/9/2014 17:25	29.25	89.0	5.93	3.9	SR5	25/9/2014 23:25	28.84	80.1	**5.29**	6.2
SR5	25/9/2014 5:30	28.90	86.5	5.79	4.0	SR5	25/9/2014 11:30	28.95	82.9	5.46	5.0	SR5	25/9/2014 17:30	29.26	89.1	5.94	3.5	SR5	25/9/2014 23:30	28.84	79.9	**5.27**	6.4
SR5	25/9/2014 5:35	28.90	85.5	5.72	4.5	SR5	25/9/2014 11:35	28.92	82.2	5.42	5.6	SR5	25/9/2014 17:35	29.25	88.9	5.93	4.1	SR5	25/9/2014 23:35	28.84	81.2	**5.37**	5.3
SR5	25/9/2014 5:40	28.89	84.0	5.62	4.6	SR5	25/9/2014 11:40	28.93	82.3	5.43	7.3	SR5	25/9/2014 17:40	29.25	88.6	5.90	4.0	SR5	25/9/2014 23:40	28.84	82.2	5.44	5.3
SR5	25/9/2014 5:45	28.88	81.5	5.45	4.5	SR5	25/9/2014 11:45	28.93	83.0	5.47	5.8	SR5	25/9/2014 17:45	29.24	88.7	5.91	3.8	SR5	25/9/2014 23:45	28.85	82.8	5.48	4.9
SR5	25/9/2014 5:50	28.90	84.6	5.65	4.7	SR5	25/9/2014 11:50	28.99	82.8	5.46	5.1	SR5	25/9/2014 17:50	29.23	88.4	5.89	4.2	SR5	25/9/2014 23:50	28.85	82.5	5.46	6.3
SR5	25/9/2014 5:55	28.88	83.4	5.57	5.5	SR5	25/9/2014 11:55	29.21	87.2	5.74	2.9	SR5	25/9/2014 17:55	29.23	88.3	5.88	4.1	SR5	25/9/2014 23:55	28.84	82.3	5.45	5.9

Station	Timestamp	Temp (° C)	DO (%)	DO (mg/L)	Tur (NTU)	Station	Timestamp	Temp (° C)	DO (%)	DO (mg/L)	Tur (NTU)	Station	Timestamp	Temp (° C)	DO (%)	DO (mg/L)	Tur (NTU)	Station	Timestamp	Temp (°C)	DO (%)	DO (mg/L)	Tur (NTU)
SR9	25/9/2014 0:00	28.92	144.8	9.80	1.3	SR9	25/9/2014 6:00	28.75	110.6	7.61	2.2	SR9	25/9/2014 12:00	29.28	146.5	10.03	2.6	SR9	25/9/2014 18:00	29.33	152.4	10.37	**4.9**
SR9	25/9/2014 0:05	28.95	143.5	9.72	1.2	SR9	25/9/2014 6:05	28.74	108.5	7.45	2.1	SR9	25/9/2014 12:05	29.15	143.8	9.87	2.7	SR9	25/9/2014 18:05	29.34	154.7	10.53	**5.0**
SR9	25/9/2014 0:10	28.92	142.8	9.80	1.6	SR9	25/9/2014 6:10	28.74	111.2	7.63	2.7	SR9	25/9/2014 12:10	29.29	142.5	9.71	3.1	SR9	25/9/2014 18:10	29.35	154.5	10.51	**5.8**
SR9	25/9/2014 0:15	28.92	143.6	9.65	1.3	SR9	25/9/2014 6:15	28.73	109.0	7.48	2.3	SR9	25/9/2014 12:15	29.14	144.0	9.86	3.0	SR9	25/9/2014 18:15	29.37	155.3	10.54	3.4
SR9	25/9/2014 0:20	28.92	144.0	9.75	1.2	SR9	25/9/2014 6:20	28.74	109.0	7.54	2.1	SR9	25/9/2014 12:20	29.19	142.2	9.71	2.8	SR9	25/9/2014 18:20	29.38	154.6	10.51	3.4
SR9	25/9/2014 0:25	28.93	143.3	9.65	1.3	SR9	25/9/2014 6:25	28.73	108.1	7.43	2.4	SR9	25/9/2014 12:25	29.20	146.3	10.01	3.0	SR9	25/9/2014 18:25	29.38	153.1	10.33	3.9
SR9	25/9/2014 0:30	28.95	143.5	9.69	1.3	SR9	25/9/2014 6:30	28.72	107.1	7.35	2.3	SR9	25/9/2014 12:30	29.13	148.0	10.09	2.9	SR9	25/9/2014 18:30	29.36	149.1	10.11	4.1
SR9	25/9/2014 0:35	28.94	143.0	9.68	1.2	SR9	25/9/2014 6:35	28.72	106.9	7.34	2.6	SR9	25/9/2014 12:35	29.12	152.9	10.43	2.6	SR9	25/9/2014 18:35	29.36	148.1	10.03	3.4
SR9	25/9/2014 0:40	28.94	143.1	9.68	1.5	SR9	25/9/2014 6:40	28.73	106.1	7.26	2.4	SR9	25/9/2014 12:40	29.25	155.9	10.62	3.5	SR9	25/9/2014 18:40	29.31	149.0	10.10	3.9
SR9	25/9/2014 0:45	28.94	142.3	9.63	1.5	SR9	25/9/2014 6:45	28.72	106.3	7.25	2.7	SR9	25/9/2014 12:45	29.34	158.3	10.78	2.7	SR9	25/9/2014 18:45	29.29	144.6	9.81	2.8
SR9	25/9/2014 0:50	28.93	142.6	9.66	1.6	SR9	25/9/2014 6:50	28.72	105.0	7.21	2.8	SR9	25/9/2014 12:50	29.38	159.5	10.83	2.7	SR9	25/9/2014 18:50	29.29	142.8	9.68	3.3
SR9	25/9/2014 0:55	28.92	142.3	9.61	1.6	SR9	25/9/2014 6:55	28.71	105.1	7.23	2.9	SR9	25/9/2014 12:55	29.38	161.1	10.92	3.0	SR9	25/9/2014 18:55	29.31	143.9	9.73	2.9
SR9	25/9/2014 1:00	28.92	141.3	9.54	1.5	SR9	25/9/2014 7:00	28.72	103.3	7.09	2.9	SR9	25/9/2014 13:00	29.26	158.2	10.74	3.4	SR9	25/9/2014 19:00	29.28	139.8	9.47	3.1
SR9	25/9/2014 1:05	28.92	140.6	9.50	1.6	SR9	25/9/2014 7:05	28.71	102.6	7.04	3.2	SR9	25/9/2014 13:05	29.36	158.3	10.73	3.0	SR9	25/9/2014 19:05	29.30	143.2	9.72	2.7
SR9	25/9/2014 1:10	28.93	140.5	9.49	1.7	SR9	25/9/2014 7:10	28.71	101.3	6.95	4.0	SR9	25/9/2014 13:10	29.32	160.8	10.90	3.4	SR9	25/9/2014 19:10	29.31	142.2	9.65	3.2
SR9	25/9/2014 1:15	28.94	139.9	9.48	**6.8**	SR9	25/9/2014 7:15	28.71	101.1	6.94	3.5	SR9	25/9/2014 13:15	29.18	156.6	10.65	4.4	SR9	25/9/2014 19:15	29.29	141.6	9.57	3.2
SR9	25/9/2014 1:20	28.94	139.4	9.58	3.0	SR9	25/9/2014 7:20	28.71	100.4	6.87	3.4	SR9	25/9/2014 13:20	29.33	161.3	10.94	3.7	SR9	25/9/2014 19:20	29.28	140.8	9.48	3.2
SR9	25/9/2014 1:25	28.94	138.9	9.62	3.0	SR9	25/9/2014 7:25	28.71	99.1	6.78	4.4	SR9	25/9/2014 13:25	29.33	157.9	10.75	3.8	SR9	25/9/2014 19:25	29.30	141.5	9.52	2.9
SR9	25/9/2014 1:30	28.92	136.8	9.39	1.7	SR9	25/9/2014 7:30	28.71	97.5	6.67	3.8	SR9	25/9/2014 13:30	29.33	159.3	10.83	3.5	SR9	25/9/2014 19:30	29.29	140.9	9.48	2.7
SR9	25/9/2014 1:35	28.93	138.1	9.42	3.1	SR9	25/9/2014 7:35	28.70	97.6	6.69	4.5	SR9	25/9/2014 13:35	29.37	162.7	11.11	3.0	SR9	25/9/2014 19:35	29.30	144.5	9.71	2.6
SR9	25/9/2014 1:40	28.92	137.0	9.30	2.1	SR9	25/9/2014 7:40	28.69	98.2	6.75	3.8	SR9	25/9/2014 13:40	29.33	160.4	10.95	**4.8**	SR9	25/9/2014 19:40	29.29	140.6	9.48	2.5
SR9	25/9/2014 1:45	28.91	137.8	9.36	2.3	SR9	25/9/2014 7:45	28.69	98.3	6.78	3.7	SR9	25/9/2014 13:45	29.19	153.6	10.51	4.0	SR9	25/9/2014 19:45	29.29	142.3	9.58	2.8
SR9	25/9/2014 1:50	28.91	137.2	9.29	4.0	SR9	25/9/2014 7:50	28.70	99.5	6.88	4.4	SR9	25/9/2014 13:50	29.23	154.4	10.52	3.9	SR9	25/9/2014 19:50	29.29	141.7	9.55	2.7
SR9	25/9/2014 1:55	28.91	136.7	9.29	1.8	SR9	25/9/2014 7:55	28.70	101.3	6.98	3.4	SR9	25/9/2014 13:55	29.22	156.7	10.67	3.7	SR9	25/9/2014 19:55	29.31	144.2	9.72	2.6
SR9	25/9/2014 2:00	28.91	136.4	9.29	1.7	SR9	25/9/2014 8:00	28.72	102.2	7.04	4.2	SR9	25/9/2014 14:00	29.21	160.8	10.92	**13.0**	SR9	25/9/2014 20:00	29.30	145.5	9.79	**5.0**
SR9	25/9/2014 2:05	28.90	134.9	9.19	2.0	SR9	25/9/2014 8:05	28.72	101.3	6.98	4.6	SR9	25/9/2014 14:05	29.19	161.2	10.98	3.7	SR9	25/9/2014 20:05	29.29	144.5	9.69	2.8
SR9	25/9/2014 2:10	28.91	134.3	9.15	1.7	SR9	25/9/2014 8:10	28.73	101.0	6.95	4.1	SR9	25/9/2014 14:10	29.24	165.2	11.25	3.4	SR9	25/9/2014 20:10	29.30	148.2	10.00	2.2
SR9	25/9/2014 2:15	28.91	134.3	9.15	1.8	SR9	25/9/2014 8:15	28.74	101.6	7.00	4.2	SR9	25/9/2014 14:15	29.20	165.1	11.20	3.1	SR9	25/9/2014 20:15	29.23	139.7	9.41	3.5
SR9	25/9/2014 2:20	28.89	133.0	9.06	1.7	SR9	25/9/2014 8:20	28.74	102.7	7.04	**7.4**	SR9	25/9/2014 14:20	29.20	163.5	11.10	3.4	SR9	25/9/2014 20:20	29.25	144.4	9.75	2.4
SR9	25/9/2014 2:25	28.90	133.7	9.11	1.6	SR9	25/9/2014 8:25	28.74	100.9	6.94	4.3	SR9	25/9/2014 14:25	29.20	163.1	11.07	4.0	SR9	25/9/2014 20:25	29.18	135.8	9.14	4.5
SR9	25/9/2014 2:30	28.92	134.2	9.12	1.9	SR9	25/9/2014 8:30	28.76	103.6	7.09	3.8	SR9	25/9/2014 14:30	29.20	163.7	11.11	3.6	SR9	25/9/2014 20:30	29.19	137.8	9.30	3.3
SR9	25/9/2014 2:35	28.91	134.8	9.14	1.7	SR9	25/9/2014 8:35	28.76	104.0	7.11	3.6	SR9	25/9/2014 14:35	29.20	165.0	11.22	3.9	SR9	25/9/2014 20:35	29.21	138.1	9.33	2.6
SR9	25/9/2014 2:40	28.92	134.2	9.10	1.6	SR9	25/9/2014 8:40	28.76	103.8	7.10	4.0	SR9	25/9/2014 14:40	29.15	165.4	11.28	3.7	SR9	25/9/2014 20:40	29.14	131.2	8.88	4.5
SR9	25/9/2014 2:45	28.91	135.9	9.23	2.3	SR9	25/9/2014 8:45	28.76	106.1	7.26	3.5	SR9	25/9/2014 14:45	29.19	166.6	11.37	3.2	SR9	25/9/2014 20:45	29.12	127.2	8.61	**5.1**
SR9	25/9/2014 2:50	28.90	135.1	9.17	2.7	SR9	25/9/2014 8:50	28.76	108.8	7.45	3.4	SR9	25/9/2014 14:50	29.19	167.6	11.44	3.7	SR9	25/9/2014 20:50	29.16	128.6	8.73	4.4
SR9	25/9/2014 2:55	28.89	133.4	9.08	1.9	SR9	25/9/2014 8:55	28.75	107.8	7.39	4.2	SR9	25/9/2014 14:55	29.20	169.1	11.57	3.2	SR9	25/9/2014 20:55	29.13	125.9	8.52	4.1
SR9	25/9/2014 3:00	28.89	134.1	9.09	1.6	SR9	25/9/2014 9:00	28.76	108.7	7.45	4.0	SR9	25/9/2014 15:00	29.24	172.7	11.81	3.4	SR9	25/9/2014 21:00	29.13	126.6	8.52	4.4
SR9	25/9/2014 3:05	28.89	133.7	9.07	**8.9**	SR9	25/9/2014 9:05	28.80	110.6	7.58	3.6	SR9	25/9/2014 15:05	29.21	172.7	11.84	3.7	SR9	25/9/2014 21:05	29.14	124.5	8.45	4.5
SR9	25/9/2014 3:10	28.88	131.8	8.95	2.1	SR9	25/9/2014 9:10	28.84	107.4	7.37	3.4	SR9	25/9/2014 15:10	29.13	169.9	11.69	4.1	SR9	25/9/2014 21:10	29.13	128.1	8.70	4.6
SR9	25/9/2014 3:15	28.88	131.2	8.91	1.8	SR9	25/9/2014 9:15	28.83	107.7	7.38	4.0	SR9	25/9/2014 15:15	29.24	173.7	11.93	3.8	SR9	25/9/2014 21:15	29.14	127.0	8.65	4.3
SR9	25/9/2014 3:20	28.88	129.2	8.79	1.5	SR9	25/9/2014 9:20	28.81	105.6	7.23	4.2	SR9	25/9/2014 15:20	29.19	169.1	11.56	3.0	SR9	25/9/2014 21:20	29.16	130.8	8.86	3.5
SR9	25/9/2014 3:25	28.88	128.4	8.73	1.6	SR9	25/9/2014 9:25	28.88	108.8	7.44	3.4	SR9	25/9/2014 15:25	29.14	163.5	11.15	3.9	SR9	25/9/2014 21:25	29.13	125.2	8.53	3.4
SR9	25/9/2014 3:30	28.86	124.6	8.49	2.0	SR9	25/9/2014 9:30	28.82	107.8	7.38	3.7	SR9	25/9/2014 15:30	29.19	166.7	11.39	3.1	SR9	25/9/2014 21:30	29.16	132.7	9.11	2.6
SR9	25/9/2014 3:35	28.86	121.9	8.26	1.9	SR9	25/9/2014 9:35	28.87	112.4	7.69	3.2	SR9	25/9/2014 15:35	29.11	158.5	10.88	3.4	SR9	25/9/2014 21:35	29.14	134.3	9.24	2.3
SR9	25/9/2014 3:40	28.86	122.9	8.36	1.6	SR9	25/9/2014 9:40	28.85	112.1	7.68	3.3	SR9	25/9/2014 15:40	29.16	162.1	11.15	4.0	SR9	25/9/2014 21:40	29.13	136.7	9.40	2.0
SR9	25/9/2014 3:45	28.85	120.4	8.17	3.0	SR9	25/9/2014 9:45	28.87	114.3	7.82	4.3	SR9	25/9/2014 15:45	29.12	160.7	11.04	**13.5**	SR9	25/9/2014 21:45	29.14	138.1	9.41	2.1
SR9	25/9/2014 3:50	28.85	124.1	8.46	1.7	SR9	25/9/2014 9:50	28.85	114.9	7.88	3.8	SR9	25/9/2014 15:50	29.11	165.6	11.38	3.8	SR9	25/9/2014 21:50	29.13	137.2	9.38	2.0
SR9	25/9/2014 3:55	28.84	123.2	8.38	2.0	SR9	25/9/2014 9:55	28.83	121.1	8.29	3.9	SR9	25/9/2014 15:55	29.12	166.9	11.49	2.9	SR9	25/9/2014 21:55	29.13	135.3	9.22	1.9
SR9	25/9/2014 4:00	28.82	115.1	7.82	2.8	SR9	25/9/2014 10:00	28.85	123.2	8.43	2.9	SR9	25/9/2014 16:00	29.27	169.0	11.58	4.0	SR9	25/9/2014 22:00	29.13	134.1	9.25	2.4
SR9	25/9/2014 4:05	28.83	127.1	8.63	1.7	SR9	25/9/2014 10:05	28.88	121.7	8.31	3.0	SR9	25/9/2014 16:05	29.14	166.7	11.45	3.9	SR9	25/9/2014 22:05	29.14	134.6	9.18	2.4
SR9	25/9/2014 4:10	28.83	128.2	8.69	2.0	SR9	25/9/2014 10:10	28.87	122.9	8.41	4.3	SR9	25/9/2014 16:10	29.17	167.4	11.51	2.9	SR9	25/9/2014 22:10	29.14	134.1	9.17	2.2
SR9	25/9/2014 4:15	28.82	126.9	8.64	1.8	SR9	25/9/2014 10:15	28.89	124.0	8.49	4.6	SR9	25/9/2014 16:15	29.17	164.7	11.33	4.3	SR9	25/9/2014 22:15	29.14	134.1	9.15	2.3
SR9	25/9/2014 4:20	28.81	126.7	8.65	1.7	SR9	25/9/2014 10:20	28.92	125.4	8.54	**4.8**	SR9	25/9/2014 16:20	29.16	159.0	10.92	3.9	SR9	25/9/2014 22:20	29.14	133.9	9.16	2.5
SR9	25/9/2014 4:25	28.80	124.3	8.46	1.9	SR9	25/9/2014 10:25	28.90	126.3	8.64	4.7	SR9	25/9/2014 16:25	29.13	155.7	10.72	4.1	SR9	25/9/2014 22:25	29.14	133.4	9.11	2.5
SR9	25/9/2014 4:30	28.79	122.3	8.31	2.0	SR9	25/9/2014 10:30	28.91	128.3	8.75	3.1	SR9	25/9/2014 16:30	29.11	142.1	9.78	4.4	SR9	25/9/2014 22:30	29.13	134.6	9.20	2.4
SR9	25/9/2014 4:35	28.76	115.2	7.80	2.2	SR9	25/9/2014 10:35	28.98	129.4	8.85	3.6	SR9	25/9/2014 16:35	29.12	148.6	10.23	4.3	SR9	25/9/2014 22:35	29.13	135.5	9.26	2.5
SR9	25/9/2014 4:40	28.78	117.8	8.05	2.1	SR9	25/9/2014 10:40	29.10	130.0	8.87	2.4	SR9	25/9/2014 16:40	29.08	149.2	10.27	4.3	SR9	25/9/2014 22:40	29.13	135.9	9.33	2.3
SR9	25/9/2014 4:45	28.78	115.1	7.86	2.3	SR9	25/9/2014 10:45	29.09	131.7	9.01	2.3	SR9	25/9/2014 16:45	29.05	136.7	9.42	**5.5**	SR9	25/9/2014 22:45	29.12	135.6	9.36	2.4
SR9	25/9/2014 4:50	28.77	110.5	7.55	2.9	SR9	25/9/2014 10:50	29.10	134.2	9.14	2.5	SR9	25/9/2014 16:50	29.03	137.6	9.49	4.5	SR9	25/9/2014 22:50	29.11	135.6	9.35	2.1
SR9	25/9/2014 4:55	28.76	111.6	7.63	2.5	SR9	25/9/2014 10:55	29.07	137.4	9.35	2.4	SR9	25/9/2014 16:55	29.05	136.9	9.42	4.2	SR9	25/9/2014 22:55	29.12	133.2	9.12	2.4
SR9	25/9/2014 5:00	28.75	111.5	7.64	2.2	SR9	25/9/2014 11:00	29.10	139.3	9.50	2.4	SR9	25/9/2014 17:00	29.07	136.9	9.40	**4.8**	SR9	25/9/2014 23:00	29.12	131.9	9.03	2.2
SR9	25/9/2014 5:05	28.75	111.2	7.61	3.2	SR9	25/9/2014 11:05	29.09	140.0	9.60	2.6	SR9	25/9/2014 17:05	29.07	136.1	9.35	4.6	SR9	25/9/2014 23:05	29.13	132.7	9.09	1.9
SR9	25/9/2014 5:10	28.74	106.6	7.30	2.5	SR9	25/9/2014 11:10	29.15	140.6	9.60	2.6	SR9	25/9/2014 17:10	29.05	135.8	9.34	**5.2**	SR9	25/9/2014 23:10	29.13	134.5	9.26	2.0
SR9	25/9/2014 5:15	28.74	108.3	7.43	2.9	SR9	25/9/2014 11:15	29.19	142.2	9.73	2.4	SR9	25/9/2014 17:15	29.07	136.6	9.39	**5.1**	SR9	25/9/2014 23:15	29.14	134.2	9.20	1.9
SR9	25/9/2014 5:20	28.74	110.2	7.56	2.6	SR9	25/9/2014 11:20	29.19	143.7	9.83	2.4	SR9	25/9/2014 17:20	29.17	141.4	9.67	4.7	SR9	25/9/2014 23:20	29.14	135.0	9.25	1.7
SR9	25/9/2014 5:25	28.75	111.2	7.61	2.4	SR9	25/9/2014 11:25	29.19	145.7	9.97	2.4	SR9	25/9/2014 17:25	29.17	142.4	9.73	4.4	SR9	25/9/2014 23:25	29.14	134.2	9.22	2.3
SR9	25/9/2014 5:30	28.75	112.1	7.67	2.5	SR9	25/9/2014 11:30	29.19	146.0	9.99	2.4	SR9	25/9/2014 17:30	29.22	148.3	10.12	4.0	SR9	25/9/2014 23:30	29.13	133.8	9.16	2.0
SR9	25/9/2014 5:35	28.74	109.3	7.49	2.3	SR9	25/9/2014 11:35	29.18	146.5	10.03	3.5	SR9	25/9/2014 17:35	29.29	151.6	10.33	4.0	SR9	25/9/2014 23:35	29.11	140.3	9.57	2.0
SR9	25/9/2014 5:40	28.74	113.3	7.76	2.1	SR9	25/9/2014 11:40	29.18	146.2	10.02	3.2	SR9	25/9/2014 17:40	29.29	151.1	10.30	4.0	SR9	25/9/2014 23:40	29.11	139.8	9.56	1.6
SR9	25/9/2014 5:45	28.77	113.5	7.77	3.4	SR9	25/9/2014 11:45	29.17	146.6	10.05	2.7	SR9	25/9/2014 17:45	29.31	153.4	10.47	3.7	SR9	25/9/2014 23:45	29.11	134.9	9.20	1.9
SR9	25/9/2014 5:50	28.77	112.3	7.69	2.6	SR9	25/9/2014 11:50	29.09	142.2	9.77	3.1	SR9	25/9/2014 17:50	29.33	153.6	10.49	**9.0**	SR9	25/9/2014 23:50	29.13	137.8	9.41	1.8
SR9	25/9/2014 5:55	28.75	109.5	7.51	3.1	SR9	25/9/2014 11:55	29.19	146.5	10.03	2.5	SR9	25/9/2014 17:55	29.33	153.6	10.49	4.0	SR9	25/9/2014 23:55	29.12	135.7	9.25	1.6

Station	Timestamp	Temp (° C)	DO (%)	DO (mg/L)	Tur (NTU)	Station	Timestamp	Temp (° C)	DO (%)	DO (mg/L)	Tur (NTU)	Station	Timestamp	Temp (° C)	DO (%)	DO (mg/L)	Tur (NTU)	Station	Timestamp	Temp (°C)	DO (%)	DO (mg/L)	Tur (NTU)
SR10	25/9/2014 0:00	28.74	77.2	**5.15**	2.7	SR10	25/9/2014 6:00	28.47	69.3	**4.68**	3.3	SR10	25/9/2014 12:00	28.68	69.0	**4.61**	3.8	SR10	25/9/2014 18:00	29.04	80.4	**5.36**	3.6
SR10	25/9/2014 0:05	28.73	77.6	**5.18**	3.2	SR10	25/9/2014 6:05	28.49	69.7	**4.70**	3.3	SR10	25/9/2014 12:05	28.77	70.7	**4.72**	3.2	SR10	25/9/2014 18:05	29.04	81.0	**5.40**	3.3
SR10	25/9/2014 0:10	28.73	77.4	**5.15**	3.1	SR10	25/9/2014 6:10	28.47	67.1	**4.53**	3.2	SR10	25/9/2014 12:10	28.73	66.7	**4.45**	3.1	SR10	25/9/2014 18:10	29.04	75.9	**5.07**	2.6
SR10	25/9/2014 0:15	28.72	75.3	**5.03**	3.3	SR10	25/9/2014 6:15	28.48	63.6	**4.29**	2.7	SR10	25/9/2014 12:15	28.70	67.6	**4.52**	4.7	SR10	25/9/2014 18:15	29.03	69.2	**4.61**	2.6
SR10	25/9/2014 0:20	28.71	72.6	**4.84**	3.1	SR10	25/9/2014 6:20	28.49	65.0	**4.38**	**4.8**	SR10	25/9/2014 12:20	28.64	73.2	**4.90**	4.1	SR10	25/9/2014 18:20	29.04	66.8	**4.45**	3.5
SR10	25/9/2014 0:25	28.71	70.1	**4.68**	3.3	SR10	25/9/2014 6:25	28.50	67.1	**4.51**	**6.1**	SR10	25/9/2014 12:25	28.64	75.2	**5.02**	4.0	SR10	25/9/2014 18:25	29.05	66.2	**4.41**	3.4
SR10	25/9/2014 0:30	28.71	68.2	**4.55**	3.1	SR10	25/9/2014 6:30	28.51	64.7	**4.35**	3.4	SR10	25/9/2014 12:30	28.69	74.2	**4.96**	4.1	SR10	25/9/2014 18:30	29.06	65.1	**4.34**	2.7
SR10	25/9/2014 0:35	28.70	66.7	**4.44**	3.2	SR10	25/9/2014 6:35	28.49	59.4	**3.99**	3.2	SR10	25/9/2014 12:35	28.68	73.9	**4.94**	3.6	SR10	25/9/2014 18:35	29.06	67.2	**4.46**	4.3
SR10	25/9/2014 0:40	28.71	66.3	**4.42**	3.2	SR10	25/9/2014 6:40	28.47	60.3	**4.06**	**6.2**	SR10	25/9/2014 12:40	28.68	73.9	**4.94**	3.8	SR10	25/9/2014 18:40	29.07	66.2	**4.40**	2.9
SR10	25/9/2014 0:45	28.72	67.2	**4.48**	2.9	SR10	25/9/2014 6:45	28.44	61.8	**4.16**	3.0	SR10	25/9/2014 12:45	28.87	69.4	**4.63**	2.4	SR10	25/9/2014 18:45	29.09	68.3	**4.54**	3.6
SR10	25/9/2014 0:50	28.72	63.7	**4.25**	2.6	SR10	25/9/2014 6:50	28.42	57.2	**3.86**	2.8	SR10	25/9/2014 12:50	28.86	71.3	**4.76**	2.7	SR10	25/9/2014 18:50	29.10	66.4	**4.41**	3.0
SR10	25/9/2014 0:55	28.72	61.0	**4.07**	2.9	SR10	25/9/2014 6:55	28.42	54.4	**3.66**	3.1	SR10	25/9/2014 12:55	29.03	81.2	**5.41**	2.7	SR10	25/9/2014 18:55	29.12	66.3	**4.41**	**6.8**
SR10	25/9/2014 1:00	28.71	63.0	**4.20**	2.7	SR10	25/9/2014 7:00	28.42	52.9	**3.56**	2.9	SR10	25/9/2014 13:00	29.03	81.4	**5.42**	3.8	SR10	25/9/2014 19:00	29.12	67.0	**4.45**	2.9
SR10	25/9/2014 1:05	28.71	63.1	**4.21**	3.4	SR10	25/9/2014 7:05	28.42	56.1	**3.78**	2.4	SR10	25/9/2014 13:05	28.93	80.7	**5.38**	3.0	SR10	25/9/2014 19:05	29.11	71.3	**4.74**	3.0
SR10	25/9/2014 1:10	28.68	64.7	**4.32**	4.0	SR10	25/9/2014 7:10	28.41	60.9	**4.10**	**4.9**	SR10	25/9/2014 13:10	28.91	80.7	**5.38**	3.6	SR10	25/9/2014 19:10	29.10	65.2	**4.33**	2.5
SR10	25/9/2014 1:15	28.71	61.5	**4.10**	2.8	SR10	25/9/2014 7:15	28.42	60.9	**4.11**	3.4	SR10	25/9/2014 13:15	28.88	79.7	**5.31**	3.2	SR10	25/9/2014 19:15	29.10	67.3	**4.47**	2.7
SR10	25/9/2014 1:20	28.69	65.4	**4.37**	2.6	SR10	25/9/2014 7:20	28.42	61.0	**4.11**	2.2	SR10	25/9/2014 13:20	28.89	80.5	**5.37**	3.0	SR10	25/9/2014 19:20	29.09	63.9	**4.25**	2.9
SR10	25/9/2014 1:25	28.68	66.8	**4.46**	3.4	SR10	25/9/2014 7:25	28.41	61.3	**4.14**	3.7	SR10	25/9/2014 13:25	28.89	80.5	**5.37**	3.0	SR10	25/9/2014 19:25	29.08	63.2	**4.20**	2.7
SR10	25/9/2014 1:30	28.68	66.5	**4.44**	3.1	SR10	25/9/2014 7:30	28.42	62.7	**4.22**	3.3	SR10	25/9/2014 13:30	28.85	79.1	**5.27**	3.1	SR10	25/9/2014 19:30	29.05	65.7	**4.37**	2.6
SR10	25/9/2014 1:35	28.69	66.3	**4.43**	3.1	SR10	25/9/2014 7:35	28.41	62.6	**4.22**	**11.0**	SR10	25/9/2014 13:35	28.87	79.5	**5.30**	3.0	SR10	25/9/2014 19:35	29.02	65.4	**4.35**	2.6
SR10	25/9/2014 1:40	28.68	66.8	**4.46**	2.6	SR10	25/9/2014 7:40	28.42	61.0	**4.12**	2.7	SR10	25/9/2014 13:40	28.85	80.5	**5.36**	2.8	SR10	25/9/2014 19:40	29.01	65.7	**4.37**	2.4
SR10	25/9/2014 1:45	28.66	73.0	**4.88**	4.4	SR10	25/9/2014 7:45	28.42	62.0	**4.18**	2.7	SR10	25/9/2014 13:45	28.91	80.0	**5.33**	3.8	SR10	25/9/2014 19:45	29.00	67.7	**4.51**	2.8
SR10	25/9/2014 1:50	28.66	75.2	**5.02**	3.6	SR10	25/9/2014 7:50	28.42	60.9	**4.10**	2.6	SR10	25/9/2014 13:50	29.02	81.5	**5.43**	2.5	SR10	25/9/2014 19:50	29.00	66.7	**4.45**	2.4
SR10	25/9/2014 1:55	28.66	76.1	**5.08**	3.9	SR10	25/9/2014 7:55	28.43	61.4	**4.14**	2.8	SR10	25/9/2014 13:55	29.05	81.4	**5.42**	3.0	SR10	25/9/2014 19:55	28.99	66.2	**4.42**	2.4
SR10	25/9/2014 2:00	28.66	76.6	**5.12**	4.4	SR10	25/9/2014 8:00	28.43	60.6	**4.08**	4.7	SR10	25/9/2014 14:00	29.09	82.2	**5.46**	2.6	SR10	25/9/2014 20:00	29.02	69.3	**4.62**	2.5
SR10	25/9/2014 2:05	28.67	75.6	**5.05**	4.0	SR10	25/9/2014 8:05	28.43	59.6	**4.02**	2.3	SR10	25/9/2014 14:05	28.87	80.4	**5.36**	3.1	SR10	25/9/2014 20:05	29.03	71.6	**4.77**	2.5
SR10	25/9/2014 2:10	28.68	73.0	**4.88**	3.1	SR10	25/9/2014 8:10	28.43	61.9	**4.17**	2.0	SR10	25/9/2014 14:10	29.27	83.5	**5.54**	2.6	SR10	25/9/2014 20:10	29.03	69.6	**4.64**	2.8
SR10	25/9/2014 2:15	28.69	73.8	**4.93**	2.8	SR10	25/9/2014 8:15	28.43	62.2	**4.18**	2.3	SR10	25/9/2014 14:15	29.29	84.1	**5.57**	2.3	SR10	25/9/2014 20:15	29.04	69.8	**4.65**	2.4
SR10	25/9/2014 2:20	28.68	74.1	**4.95**	3.3	SR10	25/9/2014 8:20	28.44	62.9	**4.24**	2.1	SR10	25/9/2014 14:20	29.34	84.4	**5.59**	2.3	SR10	25/9/2014 20:20	29.06	72.1	**4.80**	2.7
SR10	25/9/2014 2:25	28.69	73.9	**4.94**	2.9	SR10	25/9/2014 8:25	28.46	62.6	**4.21**	2.3	SR10	25/9/2014 14:25	29.20	83.9	**5.57**	2.8	SR10	25/9/2014 20:25	29.06	68.9	**4.58**	2.3
SR10	25/9/2014 2:30	28.69	75.5	**5.04**	3.0	SR10	25/9/2014 8:30	28.46	63.1	**4.25**	3.1	SR10	25/9/2014 14:30	29.40	84.9	**5.61**	2.2	SR10	25/9/2014 20:30	29.07	76.1	**5.07**	2.7
SR10	25/9/2014 2:35	28.69	75.9	**5.07**	2.7	SR10	25/9/2014 8:35	28.48	65.9	**4.43**	2.5	SR10	25/9/2014 14:35	29.34	84.1	**5.57**	2.2	SR10	25/9/2014 20:35	29.09	77.5	**5.16**	2.6
SR10	25/9/2014 2:40	28.68	76.5	**5.11**	2.5	SR10	25/9/2014 8:40	28.49	66.7	**4.49**	2.9	SR10	25/9/2014 14:40	29.21	82.6	**5.48**	2.7	SR10	25/9/2014 20:40	29.12	78.1	**5.20**	2.9
SR10	25/9/2014 2:45	28.68	76.1	**5.08**	2.9	SR10	25/9/2014 8:45	28.50	66.7	**4.48**	**5.1**	SR10	25/9/2014 14:45	29.21	82.6	**5.47**	2.7	SR10	25/9/2014 20:45	29.11	78.1	**5.20**	3.6
SR10	25/9/2014 2:50	28.68	77.7	**5.19**	4.1	SR10	25/9/2014 8:50	28.51	65.7	**4.41**	**5.4**	SR10	25/9/2014 14:50	29.32	83.0	**5.49**	2.8	SR10	25/9/2014 20:50	29.06	78.2	**5.21**	3.0
SR10	25/9/2014 2:55	28.69	77.6	**5.18**	**5.0**	SR10						SR10	25/9/2014 14:55	29.10	81.5	**5.41**	2.6	SR10	25/9/2014 20:55	29.12	79.3	**5.27**	3.7
SR10	25/9/2014 3:00	28.62	77.4	**5.18**	4.5	SR10						SR10	25/9/2014 15:00	29.14	81.2	**5.39**	3.4	SR10	25/9/2014 21:00	29.14	79.7	**5.31**	3.4
SR10	25/9/2014 3:05	28.61	77.2	**5.16**	**4.8**	SR10						SR10	25/9/2014 15:05	29.18	81.0	**5.38**	2.9	SR10	25/9/2014 21:05	29.16	78.8	**5.24**	4.1
SR10	25/9/2014 3:10	28.61	77.2	**5.16**	**5.6**	SR10						SR10	25/9/2014 15:10	29.19	81.3	**5.40**	2.9	SR10	25/9/2014 21:10	29.13	76.0	**5.05**	3.9
SR10	25/9/2014 3:15	28.58	77.5	**5.18**	4.4	SR10						SR10	25/9/2014 15:15	29.08	81.1	**5.40**	2.9	SR10	25/9/2014 21:15	29.08	76.5	**5.09**	3.6
SR10	25/9/2014 3:20	28.58	77.5	**5.19**	4.2	SR10	25/9/2014 9:20	28.54	63.0	**4.23**	**5.2**	SR10	25/9/2014 15:20	29.08	81.6	**5.43**	3.2	SR10	25/9/2014 21:20	29.00	72.7	**4.84**	4.3
SR10	25/9/2014 3:25	28.57	77.5	**5.19**	4.2	SR10	25/9/2014 9:25	28.54	62.7	**4.21**	**5.5**	SR10	25/9/2014 15:25	29.12	81.9	**5.45**	3.1	SR10	25/9/2014 21:25	28.97	72.7	**4.84**	4.2
SR10	25/9/2014 3:30	28.56	77.4	**5.19**	4.0	SR10	25/9/2014 9:30	28.55	64.2	**4.30**	**5.4**	SR10	25/9/2014 15:30	29.14	81.8	**5.43**	3.6	SR10	25/9/2014 21:30	29.07	70.1	**4.67**	3.3
SR10	25/9/2014 3:35	28.57	77.3	**5.17**	**5.5**	SR10	25/9/2014 9:35	28.55	66.2	**4.44**	**4.9**	SR10	25/9/2014 15:35	29.09	81.3	**5.40**	3.5	SR10	25/9/2014 21:35	28.98	71.3	**4.75**	**5.4**
SR10	25/9/2014 3:40	28.59	77.3	**5.18**	4.6	SR10	25/9/2014 9:40	28.55	62.3	**4.18**	3.7	SR10	25/9/2014 15:40	29.13	81.9	**5.44**	4.1	SR10	25/9/2014 21:40	28.99	68.8	**4.59**	4.1
SR10	25/9/2014 3:45	28.58	77.5	**5.19**	4.4	SR10	25/9/2014 9:45	28.56	64.6	**4.33**	4.2	SR10	25/9/2014 15:45	29.09	81.5	**5.43**	3.5	SR10	25/9/2014 21:45	28.96	71.5	**4.77**	4.4
SR10	25/9/2014 3:50	28.57	76.7	**5.13**	**5.0**	SR10	25/9/2014 9:50	28.57	63.6	**4.26**	3.8	SR10	25/9/2014 15:50	29.07	81.4	**5.41**	3.7	SR10	25/9/2014 21:50	29.06	70.9	**4.73**	3.8
SR10	25/9/2014 3:55	28.56	76.9	**5.15**	4.1	SR10	25/9/2014 9:55	28.57	63.3	**4.24**	3.8	SR10	25/9/2014 15:55	28.99	80.9	**5.40**	**5.2**	SR10	25/9/2014 21:55	29.05	72.4	**4.82**	3.6
SR10	25/9/2014 4:00	28.55	77.1	**5.17**	3.8	SR10	25/9/2014 10:00	28.58	62.1	**4.17**	3.3	SR10	25/9/2014 16:00	28.97	80.8	**5.39**	4.3	SR10	25/9/2014 22:00	28.99	68.7	**4.58**	3.4
SR10	25/9/2014 4:05	28.55	76.9	**5.15**	4.3	SR10	25/9/2014 10:05	28.59	60.2	**4.04**	3.4	SR10	25/9/2014 16:05	28.97	80.8	**5.40**	4.1	SR10	25/9/2014 22:05	28.98	63.3	**4.23**	3.2
SR10	25/9/2014 4:10	28.56	76.7	**5.14**	**4.8**	SR10	25/9/2014 10:10	28.61	63.2	**4.24**	3.1	SR10	25/9/2014 16:10	28.96	80.6	**5.38**	4.2	SR10	25/9/2014 22:10	28.93	68.6	**4.57**	**4.8**
SR10	25/9/2014 4:15	28.54	76.8	**5.15**	4.4	SR10	25/9/2014 10:15	28.62	64.4	**4.32**	3.7	SR10	25/9/2014 16:15	28.95	80.1	**5.35**	4.0	SR10	25/9/2014 22:15	28.90	76.1	**5.08**	**5.1**
SR10	25/9/2014 4:20	28.54	76.8	**5.15**	3.7	SR10	25/9/2014 10:20	28.60	66.6	**4.47**	3.9	SR10	25/9/2014 16:20	28.96	79.7	**5.32**	4.4	SR10	25/9/2014 22:20	28.89	76.4	**5.10**	**5.3**
SR10	25/9/2014 4:25	28.55	76.3	**5.12**	3.7	SR10	25/9/2014 10:25	28.59	70.5	**4.72**	4.2	SR10	25/9/2014 16:25	28.98	80.0	**5.34**	**5.3**	SR10	25/9/2014 22:25	28.90	77.6	**5.18**	**5.1**
SR10	25/9/2014 4:30	28.55	76.9	**5.15**	4.0	SR10	25/9/2014 10:30	28.59	72.5	**4.86**	3.9	SR10	25/9/2014 16:30	28.97	80.0	**5.34**	3.9	SR10	25/9/2014 22:30	28.89	77.4	**5.14**	**5.7**
SR10	25/9/2014 4:35	28.37	76.2	**5.13**	3.4	SR10	25/9/2014 10:35	28.59	75.7	**5.07**	3.8	SR10	25/9/2014 16:35	28.97	79.6	**5.31**	4.5	SR10	25/9/2014 22:35	28.90	77.5	**5.17**	4.7
SR10	25/9/2014 4:40	28.41	75.6	**5.09**	3.4	SR10	25/9/2014 10:40	28.61	72.2	**4.84**	4.0	SR10	25/9/2014 16:40	29.00	80.8	**5.39**	4.5	SR10	25/9/2014 22:40	28.90	78.0	**5.20**	**5.0**
SR10	25/9/2014 4:45	28.39	75.0	**5.06**	3.4	SR10	25/9/2014 10:45	28.62	71.3	**4.77**	3.5	SR10	25/9/2014 16:45	28.99	79.7	**5.31**	4.5	SR10	25/9/2014 22:45	28.86	78.2	**5.22**	**6.1**
SR10	25/9/2014 4:50	28.45	75.6	**5.09**	3.3	SR10	25/9/2014 10:50	28.61	73.1	**4.89**	4.3	SR10	25/9/2014 16:50	29.02	79.4	**5.28**	4.2	SR10	25/9/2014 22:50	28.89	78.2	**5.22**	**5.4**
SR10	25/9/2014 4:55	28.42	75.1	**5.07**	3.2	SR10	25/9/2014 10:55	28.64	72.6	**4.85**	3.2	SR10	25/9/2014 16:55	29.02	80.7	**5.38**	3.9	SR10	25/9/2014 22:55	28.86	78.0	**5.21**	4.5
SR10	25/9/2014 5:00	28.44	75.2	**5.06**	3.5	SR10	25/9/2014 11:00	28.64	73.5	**4.91**	2.9	SR10	25/9/2014 17:00	28.97	80.6	**5.38**	3.9	SR10	25/9/2014 23:00	28.86	78.1	**5.22**	**4.8**
SR10	25/9/2014 5:05	28.43	75.0	**5.05**	3.5	SR10	25/9/2014 11:05	28.61	77.0	**5.15**	4.3	SR10	25/9/2014 17:05	28.98	80.9	**5.40**	3.8	SR10	25/9/2014 23:05	28.84	78.1	**5.23**	**6.4**
SR10	25/9/2014 5:10	28.45	75.2	**5.05**	**10.6**	SR10	25/9/2014 11:10	28.61	76.8	**5.14**	3.4	SR10	25/9/2014 17:10	28.97	80.6	**5.38**	3.9	SR10	25/9/2014 23:10	28.84	78.2	**5.23**	**6.3**
SR10	25/9/2014 5:15	28.46	75.0	**5.04**	3.5	SR10	25/9/2014 11:15	28.67	76.9	**5.14**	3.3	SR10	25/9/2014 17:15	28.98	80.6	**5.38**	3.7	SR10	25/9/2014 23:15	28.83	78.3	**5.25**	4.5
SR10	25/9/2014 5:20	28.43	74.9	**5.04**	4.1	SR10	25/9/2014 11:20	28.67	78.1	**5.22**	3.4	SR10	25/9/2014 17:20	29.02	81.3	**5.42**	3.6	SR10	25/9/2014 23:20	28.84	78.4	**5.25**	4.2
SR10	25/9/2014 5:25	28.43	74.9	**5.04**	3.9	SR10	25/9/2014 11:25	28.70	77.3	**5.17**	3.3	SR10	25/9/2014 17:25	29.04	80.8	**5.39**	3.8	SR10	25/9/2014 23:25	28.84	78.0	**5.23**	4.0
SR10	25/9/2014 5:30	28.45	74.8	**5.02**	4.3	SR10	25/9/2014 11:30	28.71	76.9	**5.14**	3.5	SR10	25/9/2014 17:30	29.05	81.9	**5.46**	**7.1**	SR10	25/9/2014 23:30	28.83	78.1	**5.23**	3.9
SR10	25/9/2014 5:35	28.43	75.2	**5.05**	4.0	SR10	25/9/2014 11:35	28.69	71.5	**4.78**	3.3	SR10	25/9/2014 17:35	29.05	81.0	**5.40**	3.3	SR10	25/9/2014 23:35	28.82	78.1	**5.23**	4.0
SR10	25/9/2014 5:40	28.43	75.0	**5.05**	3.5	SR10	25/9/2014 11:40	28.74	78.1	**5.22**	3.2	SR10	25/9/2014 17:40	29.05	81.8	**5.46**	3.4	SR10	25/9/2014 23:40	28.82	77.0	**5.15**	4.3
SR10	25/9/2014 5:45	28.45	74.2	**4.99**	3.5	SR10	25/9/2014 11:45	28.73	75.9	**5.07**	3.0	SR10	25/9/2014 17:45	29.04	81.6	**5.44**	3.5	SR10	25/9/2014 23:45	28.82	76.9	**5.15**	**5.3**
SR10	25/9/2014 5:50	28.46	74.8	**5.04**	3.9	SR10	25/9/2014 11:50	28.81	77.9	**5.20**	3.1	SR10	25/9/2014 17:50	29.05	82.0	**5.47**	3.2	SR10	25/9/2014 23:50	28.83	71.7	**4.80**	4.2
SR10	25/9/2014 5:55	28.47	70.8	**4.77**	4.0	SR10	25/9/2014 11:55	28.78	70.7	**4.72**	3.1	SR10	25/9/2014 17:55	29.04	81.5	**5.44**	3.0	SR10	25/9/2014 23:55	28.84	69.8	**4.69**	3.7

Station	Timestamp	Temp (° C)	DO (%)	DO (mg/L)	Tur (NTU)	Station	Timestamp	Temp (° C)	DO (%)	DO (mg/L)	Tur (NTU)	Station	Timestamp	Temp (° C)	DO (%)	DO (mg/L)	Tur (NTU)	Station	Timestamp	Temp (°C)	DO (%)	DO (mg/L)	Tur (NTU)
SR11	25/9/2014 0:00	28.95	75.1	**4.80**	1.3	SR11	25/9/2014 6:00	28.61	80.2	**5.15**	2.5	SR11	25/9/2014 12:00	28.74	64.4	**4.13**	1.7	SR11	25/9/2014 18:00	29.28	90.3	**5.74**	1.9
SR11	25/9/2014 0:05	28.96	76.0	**4.85**	1.3	SR11	25/9/2014 6:05	28.61	78.3	**5.03**	2.3	SR11	25/9/2014 12:05	28.76	70.8	**4.53**	1.9	SR11	25/9/2014 18:05	29.29	93.6	**5.94**	1.4
SR11	25/9/2014 0:10	28.96	74.9	**4.78**	1.1	SR11	25/9/2014 6:10	28.60	78.0	**5.01**	2.4	SR11	25/9/2014 12:10	28.75	64.8	**4.15**	1.6	SR11	25/9/2014 18:10	29.24	88.0	**5.59**	1.9
SR11	25/9/2014 0:15	28.96	76.2	**4.86**	0.9	SR11	25/9/2014 6:15	28.59	76.7	**4.92**	2.9	SR11	25/9/2014 12:15	28.78	67.3	**4.31**	1.3	SR11	25/9/2014 18:15	29.26	86.8	**5.53**	2.2
SR11	25/9/2014 0:20	28.97	78.9	**5.04**	1.1	SR11	25/9/2014 6:20	28.59	76.6	**4.92**	2.7	SR11	25/9/2014 12:20	28.77	66.2	**4.24**	1.9	SR11	25/9/2014 18:20	29.15	84.3	**5.38**	2.3
SR11	25/9/2014 0:25	28.98	83.5	**5.33**	1.0	SR11	25/9/2014 6:25	28.60	76.7	**4.93**	2.9	SR11	25/9/2014 12:25	28.76	68.3	**4.37**	1.6	SR11	25/9/2014 18:25	29.24	85.4	**5.43**	2.1
SR11	25/9/2014 0:30	28.93	77.8	**4.96**	1.4	SR11	25/9/2014 6:30	28.57	76.3	**4.90**	3.0	SR11	25/9/2014 12:30	28.76	67.5	**4.32**	1.8	SR11	25/9/2014 18:30	29.18	84.8	**5.41**	2.5
SR11	25/9/2014 0:35	28.99	87.9	**5.60**	1.5	SR11	25/9/2014 6:35	28.56	76.2	**4.90**	2.4	SR11	25/9/2014 12:35	28.77	65.0	**4.16**	1.8	SR11	25/9/2014 18:35	29.11	83.2	**5.31**	2.3
SR11	25/9/2014 0:40	28.99	88.0	**5.61**	0.7	SR11	25/9/2014 6:40	28.57	76.3	**4.90**	2.7	SR11	25/9/2014 12:40	28.79	65.4	**4.19**	1.5	SR11	25/9/2014 18:40	29.11	83.2	**5.32**	2.2
SR11	25/9/2014 0:45	28.98	86.6	**5.52**	1.1	SR11	25/9/2014 6:45	28.57	76.1	**4.89**	2.4	SR11	25/9/2014 12:45	28.80	64.5	**4.13**	1.6	SR11	25/9/2014 18:45	29.06	83.1	**5.31**	2.1
SR11	25/9/2014 0:50	28.97	86.6	**5.52**	0.7	SR11	25/9/2014 6:50	28.57	75.9	**4.88**	2.5	SR11	25/9/2014 12:50	28.82	65.3	**4.18**	1.3	SR11	25/9/2014 18:50	29.08	82.8	**5.29**	3.6
SR11	25/9/2014 0:55	28.96	83.3	**5.31**	1.0	SR11	25/9/2014 6:55	28.56	75.9	**4.88**	2.4	SR11	25/9/2014 12:55	28.80	68.1	**4.36**	1.6	SR11	25/9/2014 18:55	29.10	82.7	**5.29**	2.7
SR11	25/9/2014 1:00	28.93	80.2	**5.12**	1.2	SR11	25/9/2014 7:00	28.57	76.1	**4.89**	2.4	SR11	25/9/2014 13:00	28.83	65.3	**4.18**	1.3	SR11	25/9/2014 19:00	29.08	82.1	**5.25**	2.7
SR11	25/9/2014 1:05	28.92	81.6	**5.21**	1.4	SR11	25/9/2014 7:05	28.56	76.4	**4.91**	2.3	SR11	25/9/2014 13:05	28.83	65.2	**4.17**	1.4	SR11	25/9/2014 19:05	29.08	82.6	**5.28**	4.7
SR11	25/9/2014 1:10	28.87	75.7	**4.84**	1.4	SR11	25/9/2014 7:10	28.55	75.9	**4.88**	2.2	SR11	25/9/2014 13:10	28.82	66.4	**4.25**	1.5	SR11	25/9/2014 19:10	29.09	82.3	**5.26**	2.7
SR11	25/9/2014 1:15	28.95	84.3	**5.37**	0.9	SR11	25/9/2014 7:15	28.56	76.2	**4.90**	2.4	SR11	25/9/2014 13:15	28.81	70.1	**4.49**	1.2	SR11	25/9/2014 19:15	29.09	82.1	**5.24**	2.8
SR11	25/9/2014 1:20	28.93	79.7	**5.08**	1.0	SR11	25/9/2014 7:20	28.52	75.8	**4.88**	3.1	SR11	25/9/2014 13:20	28.83	69.6	**4.45**	1.8	SR11	25/9/2014 19:20	29.12	82.5	**5.26**	2.9
SR11	25/9/2014 1:25	28.96	84.3	**5.38**	0.9	SR11	25/9/2014 7:25	28.55	75.7	**4.87**	2.4	SR11	25/9/2014 13:25	28.80	68.2	**4.36**	1.6	SR11	25/9/2014 19:25	29.11	82.8	**5.29**	2.4
SR11	25/9/2014 1:30	28.92	78.1	**4.99**	0.9	SR11	25/9/2014 7:30	28.53	75.2	**4.84**	2.2	SR11	25/9/2014 13:30	28.89	69.1	**4.42**	1.3	SR11	25/9/2014 19:30	29.13	83.1	**5.30**	2.4
SR11	25/9/2014 1:35	28.92	77.9	**4.98**	0.7	SR11	25/9/2014 7:35	28.53	75.8	**4.88**	2.5	SR11	25/9/2014 13:35	28.89	69.3	**4.43**	0.8	SR11	25/9/2014 19:35	29.11	82.8	**5.29**	2.3
SR11	25/9/2014 1:40	28.91	77.7	**4.96**	1.1	SR11	25/9/2014 7:40	28.54	76.3	**4.91**	2.4	SR11	25/9/2014 13:40	28.85	68.6	**4.39**	1.7	SR11	25/9/2014 19:40	29.06	82.3	**5.27**	2.4
SR11	25/9/2014 1:45	28.92	77.6	**4.95**	1.1	SR11	25/9/2014 7:45	28.56	75.6	**4.86**	2.6	SR11	25/9/2014 13:45	28.88	70.6	**4.52**	2.0	SR11	25/9/2014 19:45	29.04	82.0	**5.24**	**6.0**
SR11	25/9/2014 1:50	28.91	80.3	**5.12**	1.1	SR11	25/9/2014 7:50	28.56	75.6	**4.86**	2.2	SR11	25/9/2014 13:50	28.87	72.9	**4.67**	1.0	SR11	25/9/2014 19:50	29.06	81.9	**5.25**	2.5
SR11	25/9/2014 1:55	28.91	75.6	**4.83**	0.9	SR11	25/9/2014 7:55	28.53	75.0	**4.83**	2.4	SR11	25/9/2014 13:55	28.88	68.4	**4.37**	1.6	SR11	25/9/2014 19:55	28.99	81.4	**5.22**	1.9
SR11	25/9/2014 2:00	28.92	83.8	**5.35**	1.1	SR11	25/9/2014 8:00	28.54	75.7	**4.87**	2.2	SR11	25/9/2014 14:00	28.91	71.4	**4.57**	1.0	SR11	25/9/2014 20:00	29.07	80.3	**5.13**	2.2
SR11	25/9/2014 2:05	28.86	74.7	**4.77**	1.5	SR11	25/9/2014 8:05	28.54	75.0	**4.83**	2.2	SR11	25/9/2014 14:05	28.85	69.5	**4.45**	3.5	SR11	25/9/2014 20:05	29.08	80.8	**5.16**	2.3
SR11	25/9/2014 2:10	28.89	78.4	**5.01**	1.3	SR11	25/9/2014 8:10	28.54	75.6	**4.87**	2.1	SR11	25/9/2014 14:10	28.86	71.2	**4.56**	**7.4**	SR11	25/9/2014 20:10	29.08	81.0	**5.17**	3.1
SR11	25/9/2014 2:15	28.88	78.4	**5.01**	1.3	SR11	25/9/2014 8:15	28.56	75.5	**4.86**	3.1	SR11	25/9/2014 14:15	28.88	70.8	**4.53**	1.7	SR11	25/9/2014 20:15	29.07	81.6	**5.22**	2.9
SR11	25/9/2014 2:20	28.90	80.5	**5.14**	1.0	SR11	25/9/2014 8:20	28.57	75.7	**4.87**	2.0	SR11	25/9/2014 14:20	28.86	73.4	**4.69**	2.2	SR11	25/9/2014 20:20	29.08	79.7	**5.09**	2.0
SR11	25/9/2014 2:25	28.85	77.9	**4.97**	1.3	SR11	25/9/2014 8:25	28.59	76.6	**4.92**	2.2	SR11	25/9/2014 14:25	28.92	71.9	**4.60**	1.9	SR11	25/9/2014 20:25	29.09	80.3	**5.12**	2.5
SR11	25/9/2014 2:30	28.86	73.2	**4.68**	1.8	SR11	25/9/2014 8:30	28.62	71.8	**4.61**	2.3	SR11	25/9/2014 14:30	28.84	71.0	**4.55**	2.3	SR11	25/9/2014 20:30	29.08	77.1	**4.93**	2.1
SR11	25/9/2014 2:35	28.85	76.1	**4.86**	1.2	SR11	25/9/2014 8:35	28.63	71.1	**4.57**	2.3	SR11	25/9/2014 14:35	28.92	74.8	**4.78**	1.5	SR11	25/9/2014 20:35	29.09	76.7	**4.90**	**4.9**
SR11	25/9/2014 2:40	28.87	74.7	**4.77**	1.1	SR11	25/9/2014 8:40	28.61	74.8	**4.81**	2.3	SR11	25/9/2014 14:40	28.95	71.2	**4.55**	1.1	SR11	25/9/2014 20:40	29.09	77.8	**4.97**	3.1
SR11	25/9/2014 2:45	28.83	72.1	**4.60**	1.4	SR11	25/9/2014 8:45	28.62	76.4	**4.91**	2.9	SR11	25/9/2014 14:45	28.99	74.9	**4.78**	1.0	SR11	25/9/2014 20:45	29.10	75.5	**4.81**	3.7
SR11	25/9/2014 2:50	28.85	74.2	**4.74**	1.1	SR11	25/9/2014 8:50	28.63	76.5	**4.92**	2.2	SR11	25/9/2014 14:50	28.98	71.1	**4.54**	1.2	SR11	25/9/2014 20:50	29.09	75.1	**4.79**	2.4
SR11	25/9/2014 2:55	28.83	71.8	**4.59**	1.3	SR11	25/9/2014 8:55	28.63	76.6	**4.92**	2.4	SR11	25/9/2014 14:55	28.95	72.3	**4.62**	2.3	SR11	25/9/2014 20:55	29.09	74.6	**4.76**	2.4
SR11	25/9/2014 3:00	28.85	73.6	**4.70**	1.0	SR11	25/9/2014 9:00	28.62	76.7	**4.93**	2.3	SR11	25/9/2014 15:00	28.93	71.0	**4.53**	1.7	SR11	25/9/2014 21:00	29.09	78.8	**5.03**	2.3
SR11	25/9/2014 3:05	28.84	72.1	**4.61**	1.5	SR11	25/9/2014 9:05	28.63	77.2	**4.96**	2.2	SR11	25/9/2014 15:05	28.91	70.2	**4.49**	1.7	SR11	25/9/2014 21:05	29.09	73.6	**4.70**	2.1
SR11	25/9/2014 3:10	28.79	72.4	**4.63**	1.5	SR11	25/9/2014 9:10	28.63	77.0	**4.95**	2.4	SR11	25/9/2014 15:10	28.92	71.0	**4.54**	1.5	SR11	25/9/2014 21:10	29.09	72.4	**4.62**	2.0
SR11	25/9/2014 3:15	28.83	71.0	**4.54**	3.1	SR11	25/9/2014 9:15	28.64	77.4	**4.97**	2.3	SR11	25/9/2014 15:15	28.97	71.8	**4.59**	1.1	SR11	25/9/2014 21:15	29.09	72.9	**4.66**	2.1
SR11	25/9/2014 3:20	28.81	70.7	**4.52**	1.5	SR11	25/9/2014 9:20	28.64	77.3	**4.97**	2.0	SR11	25/9/2014 15:20	28.93	72.3	**4.62**	1.5	SR11	25/9/2014 21:20	29.09	68.2	**4.35**	3.5
SR11	25/9/2014 3:25	28.82	73.1	**4.67**	1.0	SR11	25/9/2014 9:25	28.66	77.5	**4.98**	2.1	SR11	25/9/2014 15:25	28.96	70.5	**4.50**	1.1	SR11	25/9/2014 21:25	29.10	74.6	**4.76**	2.0
SR11	25/9/2014 3:30	28.81	68.7	**4.39**	1.5	SR11	25/9/2014 9:30	28.67	78.1	**5.01**	2.2	SR11	25/9/2014 15:30	28.98	73.5	**4.69**	0.8	SR11	25/9/2014 21:30	29.10	69.8	**4.45**	1.7
SR11	25/9/2014 3:35	28.79	70.1	**4.48**	1.7	SR11	25/9/2014 9:35	28.67	78.0	**5.01**	2.2	SR11	25/9/2014 15:35	28.94	71.6	**4.57**	1.2	SR11	25/9/2014 21:35	29.04	78.5	**5.01**	2.2
SR11	25/9/2014 3:40	28.82	69.1	**4.41**	1.2	SR11	25/9/2014 9:40	28.68	78.4	**5.03**	2.3	SR11	25/9/2014 15:40	28.93	75.7	**4.83**	1.8	SR11	25/9/2014 21:40	29.06	74.1	**4.73**	2.1
SR11	25/9/2014 3:45	28.81	67.4	**4.31**	1.9	SR11	25/9/2014 9:45	28.67	78.0	**5.01**	2.5	SR11	25/9/2014 15:45	28.94	75.5	**4.82**	3.3	SR11	25/9/2014 21:45	29.00	79.0	**5.05**	2.0
SR11	25/9/2014 3:50	28.81	71.5	**4.57**	1.2	SR11	25/9/2014 9:50	28.68	78.5	**5.04**	2.4	SR11	25/9/2014 15:50	28.94	76.8	**4.91**	1.4	SR11	25/9/2014 21:50	29.02	75.3	**4.81**	1.8
SR11	25/9/2014 3:55	28.81	70.9	**4.53**	1.5	SR11						SR11	25/9/2014 15:55	28.97	77.5	**4.95**	1.2	SR11	25/9/2014 21:55	28.99	79.6	**5.09**	2.2
SR11	25/9/2014 4:00	28.81	72.5	**4.64**	1.0	SR11						SR11	25/9/2014 16:00	28.92	80.3	**5.14**	1.6	SR11	25/9/2014 22:00	29.00	73.6	**4.70**	1.7
SR11	25/9/2014 4:05	28.79	65.2	**4.17**	1.7	SR11						SR11	25/9/2014 16:05	28.95	82.9	**5.30**	1.4	SR11	25/9/2014 22:05	29.01	70.8	**4.53**	1.6
SR11	25/9/2014 4:10	28.80	71.9	**4.59**	3.1	SR11						SR11	25/9/2014 16:10	28.95	86.5	**5.52**	3.1	SR11	25/9/2014 22:10	28.99	75.9	**4.85**	1.7
SR11	25/9/2014 4:15	28.81	75.3	**4.81**	0.8	SR11	25/9/2014 10:15	28.68	77.1	**4.94**	2.0	SR11	25/9/2014 16:15	28.97	87.2	**5.57**	1.4	SR11	25/9/2014 22:15	29.01	71.9	**4.59**	1.6
SR11	25/9/2014 4:20	28.80	70.1	**4.48**	0.8	SR11	25/9/2014 10:20	28.68	77.4	**4.96**	1.8	SR11	25/9/2014 16:20	28.97	84.9	**5.42**	1.3	SR11	25/9/2014 22:20	29.01	78.3	**5.00**	2.2
SR11	25/9/2014 4:25	28.82	73.8	**4.72**	0.7	SR11	25/9/2014 10:25	28.68	78.5	**5.04**	2.1	SR11	25/9/2014 16:25	28.97	87.6	**5.59**	1.3	SR11	25/9/2014 22:25	29.00	73.5	**4.70**	1.8
SR11	25/9/2014 4:30	28.81	72.9	**4.66**	1.0	SR11	25/9/2014 10:30	28.68	77.9	**5.00**	2.0	SR11	25/9/2014 16:30	29.00	91.3	**5.83**	2.2	SR11	25/9/2014 22:30	29.02	68.1	**4.36**	1.9
SR11	25/9/2014 4:35	28.79	68.3	**4.37**	1.2	SR11	25/9/2014 10:35	28.65	76.1	**4.89**	2.1	SR11	25/9/2014 16:35	28.92	86.3	**5.51**	2.0	SR11	25/9/2014 22:35	29.04	59.5	**3.81**	1.4
SR11	25/9/2014 4:40	28.81	73.1	**4.67**	1.5	SR11	25/9/2014 10:40	28.68	77.0	**4.94**	2.0	SR11	25/9/2014 16:40	28.97	88.7	**5.66**	1.2	SR11	25/9/2014 22:40	29.05	59.7	**3.81**	1.6
SR11	25/9/2014 4:45	28.81	69.8	**4.46**	0.9	SR11	25/9/2014 10:45	28.71	78.5	**5.04**	2.3	SR11	25/9/2014 16:45	28.98	89.2	**5.70**	1.3	SR11	25/9/2014 22:45	29.05	59.6	**3.80**	1.2
SR11	25/9/2014 4:50	28.81	71.8	**4.59**	0.8	SR11	25/9/2014 10:50	28.67	77.1	**4.95**	1.9	SR11	25/9/2014 16:50	28.98	90.1	**5.75**	1.7	SR11	25/9/2014 22:50	29.04	59.8	**3.82**	1.5
SR11	25/9/2014 4:55	28.79	69.1	**4.42**	0.9	SR11	25/9/2014 10:55	28.68	76.6	**4.92**	2.0	SR11	25/9/2014 16:55	29.04	91.4	**5.83**	1.3	SR11	25/9/2014 22:55	29.05	58.9	**3.76**	1.5
SR11	25/9/2014 5:00	28.81	68.4	**4.37**	1.0	SR11	25/9/2014 11:00	28.69	77.5	**4.97**	2.0	SR11	25/9/2014 17:00	29.04	90.8	**5.80**	1.1	SR11	25/9/2014 23:00	29.06	62.4	**3.98**	1.7
SR11	25/9/2014 5:05	28.79	68.4	**4.38**	1.2	SR11	25/9/2014 11:05	28.67	75.6	**4.85**	2.2	SR11	25/9/2014 17:05	29.16	91.4	**5.83**	0.7	SR11	25/9/2014 23:05	29.07	65.6	**4.19**	1.4
SR11	25/9/2014 5:10	28.80	69.4	**4.44**	0.8	SR11	25/9/2014 11:10	28.69	73.9	**4.74**	2.1	SR11	25/9/2014 17:10	29.11	92.8	**5.92**	1.0	SR11	25/9/2014 23:10	29.06	61.3	**3.92**	1.2
SR11	25/9/2014 5:15	28.82	73.7	**4.71**	1.2	SR11	25/9/2014 11:15	28.69	71.4	**4.58**	1.8	SR11	25/9/2014 17:15	29.08	94.0	5.99	1.7	SR11	25/9/2014 23:15	29.07	64.4	**4.11**	0.8
SR11	25/9/2014 5:20	28.82	77.8	**4.97**	0.6	SR11	25/9/2014 11:20	28.68	74.0	**4.75**	2.1	SR11	25/9/2014 17:20	29.14	93.1	**5.93**	1.7	SR11	25/9/2014 23:20	29.04	58.3	**3.72**	1.1
SR11	25/9/2014 5:25	28.82	77.9	**4.98**	0.6	SR11	25/9/2014 11:25	28.69	72.7	**4.66**	1.8	SR11	25/9/2014 17:25	29.14	95.0	6.05	3.4	SR11	25/9/2014 23:25	29.03	58.4	**3.73**	1.1
SR11	25/9/2014 5:30	28.81	79.6	**5.09**	0.5	SR11	25/9/2014 11:30	28.69	70.2	**4.50**	2.3	SR11	25/9/2014 17:30	29.17	95.7	6.09	1.1	SR11	25/9/2014 23:30	29.03	60.5	**3.86**	1.1
SR11	25/9/2014 5:35	28.79	82.6	**5.28**	1.0	SR11	25/9/2014 11:35	28.73	65.2	**4.18**	2.3	SR11	25/9/2014 17:35	29.20	96.1	6.12	1.0	SR11	25/9/2014 23:35	29.05	61.7	**3.94**	1.1
SR11	25/9/2014 5:40	28.80	79.8	**5.11**	0.5	SR11	25/9/2014 11:40	28.75	69.9	**4.48**	1.6	SR11	25/9/2014 17:40	29.22	97.0	6.17	0.9	SR11	25/9/2014 23:40	29.04	62.4	**3.98**	0.9
SR11	25/9/2014 5:45	28.78	82.3	**5.27**	0.4	SR11	25/9/2014 11:45	28.74	72.4	**4.65**	1.6	SR11	25/9/2014 17:45	29.19	96.5	6.14	1.3	SR11	25/9/2014 23:45	29.04	61.9	**3.95**	1.3
SR11	25/9/2014 5:50	28.79	81.2	**5.20**	0.3	SR11	25/9/2014 11:50	28.74	66.6	**4.27**	1.8	SR11	25/9/2014 17:50	29.21	96.5	6.14	1.2	SR11	25/9/2014 23:50	29.06	66.4	**4.23**	0.8
SR11	25/9/2014 5:55	28.80	82.9	**5.31**	0.6	SR11	25/9/2014 11:55	28.74	65.6	**4.21**	1.5	SR11	25/9/2014 17:55	29.18	93.2	**5.93**	0.9	SR11	25/9/2014 23:55	29.07	71.0	**4.53**	1.1

Station	Timestamp	Temp (° C)	DO (%)	DO (mg/L)	Tur (NTU)	Station	Timestamp	Temp (° C)	DO (%)	DO (mg/L)	Tur (NTU)	Station	Timestamp	Temp (° C)	DO (%)	DO (mg/L)	Tur (NTU)	Station	Timestamp	Temp (°C)	DO (%)	DO (mg/L)	Tur (NTU)
SR12	25/9/2014 0:01	28.71	72.3	4.71	5.4	SR12	25/9/2014 6:01	28.64	68.4	4.46	7.9	SR12	25/9/2014 12:01	28.76	71.4	4.65	4.7	SR12	25/9/2014 18:01	28.95	71.8	4.68	7.5
SR12	25/9/2014 0:06	28.72	72.4	4.72	5.7	SR12	25/9/2014 6:06	28.64	68.5	4.47	6.5	SR12	25/9/2014 12:06	28.77	72.2	4.71	4.7	SR12	25/9/2014 18:06	28.94	71.8	4.68	6.4
SR12	25/9/2014 0:11	28.72	72.5	4.72	5.3	SR12	25/9/2014 6:11	28.64	68.5	4.47	6.9	SR12	25/9/2014 12:11	28.78	73.0	4.76	5.0	SR12	25/9/2014 18:11	28.91	71.3	4.65	8.3
SR12	25/9/2014 0:16	28.72	72.6	4.73	5.7	SR12	25/9/2014 6:16	28.64	67.3	4.38	5.4	SR12	25/9/2014 12:16	28.78	73.2	4.77	4.7	SR12	25/9/2014 18:16	28.89	70.9	4.62	8.2
SR12	25/9/2014 0:21	28.72	73.0	4.76	6.3	SR12	25/9/2014 6:21	28.65	67.9	4.43	6.7	SR12	25/9/2014 12:21	28.79	73.5	4.80	5.2	SR12	25/9/2014 18:21	28.88	69.5	4.53	7.0
SR12	25/9/2014 0:26	28.72	72.6	4.73	5.9	SR12	25/9/2014 6:26	28.65	67.9	4.42	6.3	SR12	25/9/2014 12:26	28.79	73.4	4.79	5.1	SR12	25/9/2014 18:26	28.87	69.7	4.54	6.8
SR12	25/9/2014 0:31	28.73	73.2	4.77	5.1	SR12	25/9/2014 6:31	28.65	67.8	4.41	6.4	SR12	25/9/2014 12:31	28.80	73.9	4.82	5.2	SR12	25/9/2014 18:31	28.87	69.7	4.54	7.4
SR12	25/9/2014 0:36	28.73	73.3	4.78	5.8	SR12	25/9/2014 6:36	28.65	67.7	4.41	6.1	SR12	25/9/2014 12:36	28.80	73.1	4.77	5.2	SR12	25/9/2014 18:36	28.86	68.8	4.48	7.2
SR12	25/9/2014 0:41	28.73	74.7	4.87	4.7	SR12	25/9/2014 6:41	28.65	67.3	4.38	6.1	SR12	25/9/2014 12:41	28.81	74.1	4.84	5.8	SR12	25/9/2014 18:41	28.85	69.4	4.52	**10.0**
SR12	25/9/2014 0:46	28.72	73.7	4.80	5.6	SR12	25/9/2014 6:46	28.65	66.9	4.36	6.3	SR12	25/9/2014 12:46	28.82	74.0	4.83	5.4	SR12	25/9/2014 18:46	28.83	69.0	4.49	7.0
SR12	25/9/2014 0:51	28.72	73.6	4.80	5.4	SR12	25/9/2014 6:51	28.65	66.0	4.30	6.3	SR12	25/9/2014 12:51	28.81	73.7	4.81	5.3	SR12	25/9/2014 18:51	28.83	69.1	4.50	7.5
SR12	25/9/2014 0:56	28.73	74.2	4.84	5.3	SR12	25/9/2014 6:56	28.65	66.9	4.35	7.5	SR12	25/9/2014 12:56	28.82	73.4	4.79	5.7	SR12	25/9/2014 18:56	28.83	68.7	4.48	7.5
SR12	25/9/2014 1:01	28.73	74.4	4.85	5.2	SR12	25/9/2014 7:01	28.65	65.9	4.29	5.8	SR12	25/9/2014 13:01	28.82	73.7	4.81	5.8	SR12	25/9/2014 19:01	28.82	68.3	4.44	7.0
SR12	25/9/2014 1:06	28.73	74.0	4.82	5.6	SR12	25/9/2014 7:06	28.65	65.7	4.28	6.1	SR12	25/9/2014 13:06	28.82	73.9	4.82	5.5	SR12	25/9/2014 19:06	28.82	68.8	4.48	8.1
SR12	25/9/2014 1:11	28.73	74.1	4.83	5.5	SR12	25/9/2014 7:11	28.65	66.7	4.34	5.9	SR12	25/9/2014 13:11	28.84	74.0	4.83	5.1	SR12	25/9/2014 19:11	28.82	67.6	4.40	7.8
SR12	25/9/2014 1:16	28.73	73.7	4.80	5.3	SR12	25/9/2014 7:16	28.65	66.5	4.33	7.7	SR12	25/9/2014 13:16	28.84	74.0	4.83	5.8	SR12	25/9/2014 19:16	28.81	68.0	4.43	7.1
SR12	25/9/2014 1:21	28.73	74.7	4.87	5.0	SR12	25/9/2014 7:21	28.65	66.4	4.32	5.6	SR12	25/9/2014 13:21	28.84	73.9	4.82	5.7	SR12	25/9/2014 19:21	28.81	67.8	4.41	7.8
SR12	25/9/2014 1:26	28.73	75.1	4.89	5.2	SR12	25/9/2014 7:26	28.66	66.2	4.31	6.4	SR12	25/9/2014 13:26	28.85	74.5	4.86	6.2	SR12	25/9/2014 19:26	28.80	67.9	4.42	8.1
SR12	25/9/2014 1:31	28.72	73.3	4.78	5.6	SR12	25/9/2014 7:31	28.65	65.7	4.27	6.8	SR12	25/9/2014 13:31	28.85	74.2	4.84	6.8	SR12	25/9/2014 19:31	28.81	68.4	4.45	7.8
SR12	25/9/2014 1:36	28.72	72.9	4.75	6.7	SR12	25/9/2014 7:36	28.65	67.1	4.37	5.8	SR12	25/9/2014 13:36	28.84	73.6	4.80	6.7	SR12	25/9/2014 19:36	28.81	66.7	4.35	8.0
SR12	25/9/2014 1:41	28.71	72.7	4.74	6.6	SR12	25/9/2014 7:41	28.65	66.9	4.35	5.9	SR12	25/9/2014 13:41	28.82	73.2	4.77	7.2	SR12	25/9/2014 19:41	28.80	67.0	4.36	7.4
SR12	25/9/2014 1:46	28.71	72.6	4.73	7.7	SR12	25/9/2014 7:46	28.66	66.3	4.31	5.8	SR12	25/9/2014 13:46	28.81	72.5	4.73	6.9	SR12	25/9/2014 19:46	28.80	67.5	4.40	7.4
SR12	25/9/2014 1:51	28.71	72.0	4.69	7.0	SR12	25/9/2014 7:51	28.65	66.2	4.31	4.9	SR12	25/9/2014 13:51	28.81	73.1	4.77	6.5	SR12	25/9/2014 19:51	28.80	67.1	4.37	7.5
SR12	25/9/2014 1:56	28.71	72.1	4.70	7.6	SR12	25/9/2014 7:56	28.66	64.9	4.23	6.2	SR12	25/9/2014 13:56	28.80	72.4	4.72	6.6	SR12	25/9/2014 19:56	28.80	67.0	4.36	7.2
SR12	25/9/2014 2:01	28.71	71.8	4.68	7.2	SR12	25/9/2014 8:01	28.66	65.4	4.25	5.0	SR12	25/9/2014 14:01	28.79	71.9	4.69	7.0	SR12	25/9/2014 20:01	28.81	66.1	4.30	6.9
SR12	25/9/2014 2:06	28.70	71.7	4.67	6.8	SR12	25/9/2014 8:06	28.66	66.0	4.29	5.5	SR12	25/9/2014 14:06	28.82	73.9	4.82	5.9	SR12	25/9/2014 20:06	28.80	66.8	4.36	6.7
SR12	25/9/2014 2:11	28.70	72.4	4.72	7.5	SR12	25/9/2014 8:11	28.66	66.4	4.32	5.7	SR12	25/9/2014 14:11	28.84	74.6	4.87	6.6	SR12	25/9/2014 20:11	28.79	67.2	4.38	7.6
SR12	25/9/2014 2:16	28.70	72.3	4.71	7.4	SR12	25/9/2014 8:16	28.66	65.6	4.27	6.0	SR12	25/9/2014 14:16	28.82	73.6	4.80	6.9	SR12	25/9/2014 20:16	28.80	67.1	4.37	7.6
SR12	25/9/2014 2:21	28.70	72.2	4.70	8.6	SR12	25/9/2014 8:21	28.67	66.5	4.33	5.5	SR12	25/9/2014 14:21	28.83	73.1	4.76	6.7	SR12	25/9/2014 20:21	28.81	66.7	4.34	7.5
SR12	25/9/2014 2:26	28.69	71.9	4.69	7.9	SR12	25/9/2014 8:26	28.67	65.8	4.28	5.3	SR12	25/9/2014 14:26	28.82	73.2	4.77	7.0	SR12	25/9/2014 20:26	28.81	67.1	4.37	7.1
SR12	25/9/2014 2:31	28.69	71.7	4.67	8.1	SR12	25/9/2014 8:31	28.67	64.3	4.19	5.2	SR12	25/9/2014 14:31	28.84	73.3	4.78	7.2	SR12	25/9/2014 20:31	28.80	66.3	4.31	8.6
SR12	25/9/2014 2:36	28.69	72.1	4.70	8.3	SR12	25/9/2014 8:36	28.67	64.2	4.18	6.3	SR12	25/9/2014 14:36	28.85	73.2	4.77	7.9	SR12	25/9/2014 20:36	28.80	65.7	4.28	6.4
SR12	25/9/2014 2:41	28.68	71.8	4.68	9.7	SR12	25/9/2014 8:41	28.67	66.3	4.32	7.6	SR12	25/9/2014 14:41	28.84	72.8	4.74	9.2	SR12	25/9/2014 20:41	28.80	64.3	4.18	7.9
SR12	25/9/2014 2:46	28.68	72.0	4.69	9.0	SR12	25/9/2014 8:46	28.67	64.9	4.23	8.0	SR12	25/9/2014 14:46	28.84	72.5	4.73	9.8	SR12	25/9/2014 20:46	28.79	65.7	4.28	7.0
SR12	25/9/2014 2:51	28.68	70.9	4.62	8.4	SR12	25/9/2014 8:51	28.69	66.3	4.31	6.9	SR12	25/9/2014 14:51	28.85	73.0	4.75	9.7	SR12	25/9/2014 20:51	28.78	66.3	4.32	7.0
SR12	25/9/2014 2:56	28.67	71.3	4.65	9.0	SR12	25/9/2014 8:56	28.69	67.6	4.40	6.8	SR12	25/9/2014 14:56	28.85	73.2	4.77	9.5	SR12	25/9/2014 20:56	28.77	65.7	4.28	6.1
SR12	25/9/2014 3:01	28.67	71.0	4.62	8.5	SR12	25/9/2014 9:01	28.69	67.6	4.40	6.0	SR12	25/9/2014 15:01	28.85	72.9	4.75	9.4	SR12	25/9/2014 21:01	28.78	66.0	4.30	7.1
SR12	25/9/2014 3:06	28.66	72.0	4.69	9.1	SR12	25/9/2014 9:06	28.69	69.8	4.54	5.2	SR12	25/9/2014 15:06	28.89	74.6	4.86	7.6	SR12	25/9/2014 21:06	28.78	65.0	4.23	7.3
SR12	25/9/2014 3:11	28.65	71.9	4.68	9.0	SR12	25/9/2014 9:11	28.71	70.0	4.56	4.8	SR12	25/9/2014 15:11	28.85	72.9	4.75	8.9	SR12	25/9/2014 21:11	28.78	65.0	4.24	7.1
SR12	25/9/2014 3:16	28.65	71.5	4.66	8.5	SR12	25/9/2014 9:16	28.68	65.5	4.26	6.3	SR12	25/9/2014 15:16	28.82	72.0	4.69	**12.3**	SR12	25/9/2014 21:16	28.78	65.1	4.24	8.2
SR12	25/9/2014 3:21	28.65	71.9	4.68	9.3	SR12	25/9/2014 9:21	28.69	65.3	4.25	5.1	SR12	25/9/2014 15:21	28.85	72.5	4.72	9.0	SR12	25/9/2014 21:21	28.79	64.9	4.22	6.9
SR12	25/9/2014 3:26	28.64	71.4	4.65	8.4	SR12	25/9/2014 9:26	28.71	66.0	4.30	4.1	SR12	25/9/2014 15:26	28.85	72.9	4.75	9.4	SR12	25/9/2014 21:26	28.79	63.3	4.12	6.0
SR12	25/9/2014 3:31	28.64	72.2	4.71	8.5	SR12	25/9/2014 9:31	28.68	65.3	4.25	5.1	SR12	25/9/2014 15:31	28.85	72.7	4.74	9.6	SR12	25/9/2014 21:31	28.79	61.8	4.02	5.2
SR12	25/9/2014 3:36	28.64	72.1	4.70	8.4	SR12	25/9/2014 9:36	28.74	67.2	4.37	4.7	SR12	25/9/2014 15:36	28.87	73.9	4.81	8.9	SR12	25/9/2014 21:36	28.78	62.8	4.09	5.1
SR12	25/9/2014 3:41	28.64	71.9	4.69	8.3	SR12	25/9/2014 9:41	28.69	68.0	4.42	5.4	SR12	25/9/2014 15:41	28.86	73.5	4.79	9.3	SR12	25/9/2014 21:41	28.79	62.3	4.06	5.5
SR12	25/9/2014 3:46	28.64	71.7	4.67	**10.0**	SR12	25/9/2014 9:46	28.70	67.2	4.37	5.1	SR12	25/9/2014 15:46	28.87	73.9	4.81	8.8	SR12	25/9/2014 21:46	28.79	61.9	4.03	6.0
SR12	25/9/2014 3:51	28.64	72.3	4.71	8.7	SR12	25/9/2014 9:51	28.68	64.5	4.20	6.1	SR12	25/9/2014 15:51	28.87	73.9	4.81	9.6	SR12	25/9/2014 21:51	28.79	63.3	4.12	5.6
SR12	25/9/2014 3:56	28.63	72.5	4.72	8.2	SR12	25/9/2014 9:56	28.68	65.0	4.23	6.2	SR12	25/9/2014 15:56	28.87	73.6	4.79	**10.5**	SR12	25/9/2014 21:56	28.79	63.5	4.13	6.5
SR12	25/9/2014 4:01	28.63	72.3	4.71	8.2	SR12	25/9/2014 10:01	28.67	63.8	4.15	9.1	SR12	25/9/2014 16:01	28.90	74.9	4.88	9.4	SR12	25/9/2014 22:01	28.79	64.3	4.19	5.9
SR12	25/9/2014 4:06	28.63	72.4	4.72	8.2	SR12	25/9/2014 10:06	28.66	65.8	4.28	9.6	SR12	25/9/2014 16:06	28.91	75.0	4.89	9.6	SR12	25/9/2014 22:06	28.79	64.4	4.19	6.7
SR12	25/9/2014 4:11	28.63	72.5	4.73	8.2	SR12	25/9/2014 10:11	28.66	65.3	4.25	9.0	SR12	25/9/2014 16:11	28.94	75.9	4.94	8.1	SR12	25/9/2014 22:11	28.78	64.8	4.22	7.8
SR12	25/9/2014 4:16	28.63	73.1	4.76	7.8	SR12	25/9/2014 10:16	28.70	67.2	4.37	5.6	SR12	25/9/2014 16:16	28.94	75.5	4.92	8.5	SR12	25/9/2014 22:16	28.78	63.2	4.12	5.9
SR12	25/9/2014 4:21	28.63	71.6	4.67	7.3	SR12	25/9/2014 10:21	28.71	67.9	4.42	5.4	SR12	25/9/2014 16:21	28.95	75.7	4.93	7.8	SR12	25/9/2014 22:21	28.78	63.6	4.14	6.8
SR12	25/9/2014 4:26	28.63	72.4	4.72	7.1	SR12	25/9/2014 10:26	28.71	68.6	4.46	5.9	SR12	25/9/2014 16:26	28.95	75.9	4.94	8.0	SR12	25/9/2014 22:26	28.78	64.1	4.17	5.5
SR12	25/9/2014 4:31	28.63	72.2	4.71	7.1	SR12	25/9/2014 10:31	28.70	68.9	4.48	6.4	SR12	25/9/2014 16:31	28.98	76.4	4.98	6.7	SR12	25/9/2014 22:31	28.78	64.2	4.18	6.1
SR12	25/9/2014 4:36	28.63	71.8	4.68	6.7	SR12	25/9/2014 10:36	28.72	68.8	4.47	5.4	SR12	25/9/2014 16:36	28.99	76.5	4.98	6.5	SR12	25/9/2014 22:36	28.77	65.9	4.29	5.9
SR12	25/9/2014 4:41	28.63	71.8	4.68	7.2	SR12	25/9/2014 10:41	28.72	68.1	4.43	5.1	SR12	25/9/2014 16:41	28.97	76.2	4.96	6.9	SR12	25/9/2014 22:41	28.77	68.3	4.45	6.7
SR12	25/9/2014 4:46	28.63	72.3	4.72	7.8	SR12	25/9/2014 10:46	28.70	66.9	4.35	5.4	SR12	25/9/2014 16:46	28.99	76.6	4.99	6.6	SR12	25/9/2014 22:46	28.77	68.2	4.44	6.8
SR12	25/9/2014 4:51	28.62	71.7	4.68	6.3	SR12	25/9/2014 10:51	28.71	66.3	4.31	5.5	SR12	25/9/2014 16:51	28.98	75.6	4.93	6.7	SR12	25/9/2014 22:51	28.76	67.9	4.42	5.5
SR12	25/9/2014 4:56	28.62	72.0	4.70	7.6	SR12	25/9/2014 10:56	28.73	66.7	4.34	4.9	SR12	25/9/2014 16:56	28.99	75.6	4.93	6.8	SR12	25/9/2014 22:56	28.76	67.4	4.39	5.4
SR12	25/9/2014 5:01	28.62	72.2	4.71	6.4	SR12	25/9/2014 11:01	28.77	72.1	4.69	3.8	SR12	25/9/2014 17:01	29.00	76.5	4.99	6.4	SR12	25/9/2014 23:01	28.75	67.2	4.38	4.9
SR12	25/9/2014 5:06	28.62	71.6	4.67	6.1	SR12	25/9/2014 11:06	28.77	72.1	4.70	4.0	SR12	25/9/2014 17:06	29.02	76.3	4.97	6.1	SR12	25/9/2014 23:06	28.79	67.5	4.40	5.5
SR12	25/9/2014 5:11	28.62	71.5	4.66	9.5	SR12	25/9/2014 11:11	28.75	71.6	4.66	3.9	SR12	25/9/2014 17:11	29.02	75.7	4.93	7.0	SR12	25/9/2014 23:11	28.85	70.2	4.58	4.8
SR12	25/9/2014 5:16	28.62	72.1	4.70	6.3	SR12	25/9/2014 11:16	28.75	71.2	4.64	4.3	SR12	25/9/2014 17:16	29.02	74.8	4.88	5.8	SR12	25/9/2014 23:16	28.85	70.7	4.61	4.5
SR12	25/9/2014 5:21	28.62	70.9	4.63	6.2	SR12	25/9/2014 11:21	28.75	69.9	4.55	4.8	SR12	25/9/2014 17:21	29.01	73.5	4.79	5.5	SR12	25/9/2014 23:21	28.85	69.8	4.55	4.5
SR12	25/9/2014 5:26	28.62	71.1	4.64	9.3	SR12	25/9/2014 11:26	28.74	68.9	4.49	6.6	SR12	25/9/2014 17:26	29.01	72.4	4.72	6.3	SR12	25/9/2014 23:26	28.86	71.6	4.68	4.5
SR12	25/9/2014 5:31	28.61	72.5	4.73	5.9	SR12	25/9/2014 11:31	28.75	71.3	4.64	5.2	SR12	25/9/2014 17:31	29.01	72.7	4.74	5.9	SR12	25/9/2014 23:31	28.88	71.8	4.69	4.6
SR12	25/9/2014 5:36	28.62	70.4	4.59	5.8	SR12	25/9/2014 11:36	28.75	71.0	4.63	4.9	SR12	25/9/2014 17:36	28.99	73.2	4.77	6.7	SR12	25/9/2014 23:36	28.89	71.8	4.69	4.4
SR12	25/9/2014 5:41	28.62	69.5	4.53	6.5	SR12	25/9/2014 11:41	28.76	71.3	4.65	4.6	SR12	25/9/2014 17:41	28.99	72.9	4.75	8.1	SR12	25/9/2014 23:41	28.90	72.2	4.71	4.5
SR12	25/9/2014 5:46	28.63	69.4	4.52	6.7	SR12	25/9/2014 11:46	28.76	71.9	4.69	4.7	SR12	25/9/2014 17:46	28.98	73.2	4.77	6.5	SR12	25/9/2014 23:46	28.90	71.2	4.65	4.7
SR12	25/9/2014 5:51	28.64	69.2	4.51	7.5	SR12	25/9/2014 11:51	28.76	71.5	4.66	4.9	SR12	25/9/2014 17:51	28.97	71.8	4.68	7.1	SR12	25/9/2014 23:51	28.90	71.4	4.66	4.4
SR12	25/9/2014 5:56	28.64	68.7	4.48	6.5	SR12	25/9/2014 11:56	28.76	71.2	4.64	4.6	SR12	25/9/2014 17:56	28.96	71.8	4.67	7.2	SR12	25/9/2014 23:56	28.91	71.0	4.64	4.7

Station	Timestamp	Temp (° C)	DO (%)	DO (mg/L)	Tur (NTU)	Station	Timestamp	Temp (° C)	DO (%)	DO (mg/L)	Tur (NTU)	Station	Timestamp	Temp (° C)	DO (%)	DO (mg/L)	Tur (NTU)	Station	Timestamp	Temp (°C)	DO (%)	DO (mg/L)	Tur (NTU)
SR13	25/9/2014 0:00	28.64	64.3	**4.19**	3.5	SR13	25/9/2014 6:00	28.70	66.4	**4.34**	2.1	SR13	25/9/2014 12:00	28.76	66.6	**4.34**	4.1	SR13	25/9/2014 18:00	28.83	70.9	**4.64**	3.1
SR13	25/9/2014 0:05	28.64	65.1	**4.25**	3.7	SR13	25/9/2014 6:05	28.72	65.5	**4.28**	2.0	SR13	25/9/2014 12:05	28.94	69.0	**4.49**	2.8	SR13	25/9/2014 18:05	28.84	71.1	**4.65**	3.1
SR13	25/9/2014 0:10	28.64	64.3	**4.19**	3.5	SR13	25/9/2014 6:10	28.73	66.1	**4.32**	1.8	SR13	25/9/2014 12:10	28.98	70.6	**4.59**	2.2	SR13	25/9/2014 18:10	28.84	72.1	**4.71**	8.0
SR13	25/9/2014 0:15	28.64	64.5	**4.21**	4.0	SR13	25/9/2014 6:15	28.73	65.3	**4.27**	1.6	SR13	25/9/2014 12:15	28.95	70.3	**4.57**	2.8	SR13	25/9/2014 18:15	28.84	71.5	**4.67**	5.1
SR13	25/9/2014 0:20	28.65	64.8	**4.22**	4.1	SR13	25/9/2014 6:20	28.70	66.0	**4.32**	1.8	SR13	25/9/2014 12:20	28.93	70.7	**4.60**	2.7	SR13	25/9/2014 18:20	28.84	71.4	**4.67**	5.4
SR13	25/9/2014 0:25	28.63	63.5	**4.14**	2.5	SR13	25/9/2014 6:25	28.69	65.9	**4.31**	1.6	SR13	25/9/2014 12:25	28.92	70.8	**4.61**	2.0	SR13	25/9/2014 18:25	28.84	71.1	**4.65**	4.0
SR13	25/9/2014 0:30	28.62	64.0	**4.17**	2.2	SR13	25/9/2014 6:30	28.72	64.8	**4.24**	1.2	SR13	25/9/2014 12:30	28.90	69.9	**4.55**	2.2	SR13	25/9/2014 18:30	28.84	70.7	**4.62**	3.5
SR13	25/9/2014 0:35	28.61	63.4	**4.14**	2.0	SR13	25/9/2014 6:35	28.68	66.2	**4.33**	1.5	SR13	25/9/2014 12:35	28.98	70.8	**4.60**	2.0	SR13	25/9/2014 18:35	28.84	70.9	**4.63**	3.3
SR13	25/9/2014 0:40	28.60	62.4	**4.07**	1.6	SR13	25/9/2014 6:40	28.68	66.6	**4.36**	1.6	SR13	25/9/2014 12:40	28.99	70.4	**4.58**	2.3	SR13	25/9/2014 18:40	28.84	70.5	**4.61**	3.2
SR13	25/9/2014 0:45	28.59	61.7	**4.03**	1.5	SR13	25/9/2014 6:45	28.67	66.9	**4.37**	1.8	SR13	25/9/2014 12:45	29.00	71.9	**4.67**	1.9	SR13	25/9/2014 18:45	28.84	70.5	**4.61**	3.0
SR13	25/9/2014 0:50	28.61	61.7	**4.03**	1.7	SR13	25/9/2014 6:50	28.65	67.7	**4.43**	2.4	SR13	25/9/2014 12:50	29.07	71.9	**4.67**	1.6	SR13	25/9/2014 18:50	28.84	70.3	**4.60**	2.7
SR13	25/9/2014 0:55	28.62	62.4	**4.07**	1.6	SR13	25/9/2014 6:55	28.65	67.0	**4.38**	2.0	SR13	25/9/2014 12:55	29.08	72.5	**4.70**	2.0	SR13	25/9/2014 18:55	28.84	70.7	**4.62**	3.8
SR13	25/9/2014 1:00	28.62	62.2	**4.06**	1.6	SR13	25/9/2014 7:00	28.65	67.5	**4.42**	2.5	SR13	25/9/2014 13:00	29.13	71.9	**4.66**	2.0	SR13	25/9/2014 19:00	28.83	70.5	**4.61**	2.9
SR13	25/9/2014 1:05	28.62	62.8	**4.10**	1.9	SR13	25/9/2014 7:05	28.65	67.7	**4.43**	2.8	SR13	25/9/2014 13:05	29.09	71.4	**4.63**	1.6	SR13	25/9/2014 19:05	28.83	71.0	**4.64**	2.8
SR13	25/9/2014 1:10	28.63	62.7	**4.09**	1.7	SR13	25/9/2014 7:10	28.65	67.2	**4.40**	2.5	SR13	25/9/2014 13:10	29.07	71.2	**4.62**	1.9	SR13	25/9/2014 19:10	28.82	71.3	**4.66**	2.5
SR13	25/9/2014 1:15	28.63	62.9	**4.11**	1.7	SR13	25/9/2014 7:15	28.66	66.6	**4.36**	1.9	SR13	25/9/2014 13:15	29.06	70.3	**4.56**	1.5	SR13	25/9/2014 19:15	28.83	70.8	**4.62**	3.6
SR13	25/9/2014 1:20	28.63	63.1	**4.12**	2.3	SR13	25/9/2014 7:20	28.67	66.5	**4.35**	1.7	SR13	25/9/2014 13:20	29.07	70.3	**4.57**	1.3	SR13	25/9/2014 19:20	28.83	70.4	**4.60**	2.6
SR13	25/9/2014 1:25	28.64	64.7	**4.22**	6.4	SR13	25/9/2014 7:25	28.68	64.9	**4.25**	1.3	SR13	25/9/2014 13:25	29.09	70.7	**4.59**	1.3	SR13	25/9/2014 19:25	28.83	70.4	**4.60**	3.1
SR13	25/9/2014 1:30	28.63	63.3	**4.13**	8.7	SR13	25/9/2014 7:30	28.67	65.5	**4.28**	1.5	SR13	25/9/2014 13:30	29.13	71.2	**4.62**	2.2	SR13	25/9/2014 19:30	28.83	70.3	**4.59**	4.2
SR13	25/9/2014 1:35	28.65	65.3	**4.25**	7.3	SR13	25/9/2014 7:35	28.65	65.0	**4.25**	1.5	SR13	25/9/2014 13:35	29.10	71.3	**4.63**	1.6	SR13	25/9/2014 19:35	28.83	69.5	**4.54**	4.3
SR13	25/9/2014 1:40	28.64	65.7	**4.29**	9.7	SR13	25/9/2014 7:40	28.65	68.7	**4.49**	4.8	SR13	25/9/2014 13:40	29.07	70.6	**4.58**	1.7	SR13	25/9/2014 19:40	28.83	69.9	**4.57**	3.0
SR13	25/9/2014 1:45	28.63	64.6	**4.22**	10.1	SR13	25/9/2014 7:45	28.65	68.6	**4.49**	4.6	SR13	25/9/2014 13:45	29.14	70.0	**4.54**	1.6	SR13	25/9/2014 19:45	28.84	69.3	**4.53**	2.4
SR13	25/9/2014 1:50	28.63	64.1	**4.18**	9.1	SR13	25/9/2014 7:50	28.65	68.2	**4.46**	3.5	SR13	25/9/2014 13:50	29.16	71.9	**4.66**	2.1	SR13	25/9/2014 19:50	28.85	68.6	**4.48**	2.1
SR13	25/9/2014 1:55	28.63	64.1	**4.18**	9.9	SR13	25/9/2014 7:55	28.66	68.0	**4.45**	3.2	SR13	25/9/2014 13:55	29.19	71.5	**4.63**	1.3	SR13	25/9/2014 19:55	28.84	69.0	**4.51**	2.4
SR13	25/9/2014 2:00	28.63	64.2	**4.19**	7.9	SR13	25/9/2014 8:00	28.66	67.9	**4.44**	3.6	SR13	25/9/2014 14:00	29.16	71.0	**4.61**	1.2	SR13	25/9/2014 20:00	28.85	69.4	**4.53**	2.4
SR13	25/9/2014 2:05	28.63	64.6	**4.21**	7.4	SR13	25/9/2014 8:05	28.68	67.4	**4.41**	2.6	SR13	25/9/2014 14:05	29.12	71.1	**4.61**	1.5	SR13	25/9/2014 20:05	28.84	69.7	**4.55**	2.8
SR13	25/9/2014 2:10	28.64	64.4	**4.20**	7.5	SR13	25/9/2014 8:10	28.66	67.1	**4.39**	4.0	SR13	25/9/2014 14:10	29.06	70.2	**4.56**	1.6	SR13	25/9/2014 20:10	28.85	69.0	**4.51**	3.1
SR13	25/9/2014 2:15	28.63	63.0	**4.11**	5.4	SR13	25/9/2014 8:15	28.65	67.4	**4.41**	4.4	SR13	25/9/2014 14:15	29.03	69.7	**4.53**	2.9	SR13	25/9/2014 20:15	28.84	68.9	**4.50**	2.6
SR13	25/9/2014 2:20	28.63	64.4	**4.20**	7.1	SR13	25/9/2014 8:20	28.65	66.5	**4.35**	2.9	SR13	25/9/2014 14:20	29.00	69.3	**4.50**	2.0	SR13	25/9/2014 20:20	28.86	68.7	**4.49**	2.1
SR13	25/9/2014 2:25	28.53	60.8	**3.98**	3.7	SR13	25/9/2014 8:25	28.66	66.6	**4.36**	2.6	SR13	25/9/2014 14:25	29.00	69.1	**4.49**	2.2	SR13	25/9/2014 20:25	28.84	68.6	**4.48**	2.7
SR13	25/9/2014 2:30	28.62	65.5	**4.28**	7.2	SR13	25/9/2014 8:30	28.65	67.7	**4.43**	3.1	SR13	25/9/2014 14:30	29.03	69.6	**4.52**	2.1	SR13	25/9/2014 20:30	28.85	67.8	**4.43**	1.9
SR13	25/9/2014 2:35	28.64	67.6	**4.41**	4.4	SR13	25/9/2014 8:35	28.66	67.0	**4.38**	2.8	SR13	25/9/2014 14:35	29.03	70.2	**4.56**	1.8	SR13	25/9/2014 20:35	28.84	68.2	**4.45**	2.9
SR13	25/9/2014 2:40	28.64	67.8	**4.43**	4.1	SR13	25/9/2014 8:40	28.66	66.3	**4.34**	2.6	SR13	25/9/2014 14:40	28.98	70.0	**4.56**	2.1	SR13	25/9/2014 20:40	28.84	68.3	**4.46**	2.5
SR13	25/9/2014 2:45	28.63	68.2	**4.45**	4.0	SR13	25/9/2014 8:45	28.67	66.0	**4.31**	2.6	SR13	25/9/2014 14:45	28.99	70.4	**4.58**	1.9	SR13	25/9/2014 20:45	28.84	68.0	**4.44**	2.4
SR13	25/9/2014 2:50	28.62	67.2	**4.39**	4.1	SR13	25/9/2014 8:50	28.68	65.6	**4.29**	2.2	SR13	25/9/2014 14:50	28.95	69.7	**4.53**	1.7	SR13	25/9/2014 20:50	28.84	68.5	**4.48**	2.3
SR13	25/9/2014 2:55	28.65	69.0	**4.51**	5.7	SR13	25/9/2014 8:55	28.68	65.8	**4.31**	2.8	SR13	25/9/2014 14:55	28.96	69.6	**4.53**	2.2	SR13	25/9/2014 20:55	28.85	68.2	**4.46**	2.3
SR13	25/9/2014 3:00	28.64	68.9	**4.50**	4.1	SR13	25/9/2014 9:00	28.68	65.8	**4.30**	3.1	SR13	25/9/2014 15:00	28.96	69.5	**4.52**	1.8	SR13	25/9/2014 21:00	28.84	67.8	**4.43**	2.3
SR13	25/9/2014 3:05	28.64	68.3	**4.46**	3.1	SR13	25/9/2014 9:05	28.69	65.4	**4.28**	2.8	SR13	25/9/2014 15:05	28.96	69.4	**4.51**	2.0	SR13	25/9/2014 21:05	28.84	68.0	**4.44**	1.9
SR13	25/9/2014 3:10	28.64	68.4	**4.47**	3.7	SR13	25/9/2014 9:10	28.68	65.7	**4.30**	3.9	SR13	25/9/2014 15:10	28.93	69.2	**4.51**	3.5	SR13	25/9/2014 21:10	28.84	67.7	**4.42**	2.4
SR13	25/9/2014 3:15	28.64	68.1	**4.45**	3.7	SR13	25/9/2014 9:15	28.67	66.5	**4.35**	6.2	SR13	25/9/2014 15:15	28.90	69.2	**4.51**	2.3	SR13	25/9/2014 21:15	28.83	68.1	**4.45**	3.0
SR13	25/9/2014 3:20	28.64	68.4	**4.47**	3.5	SR13	25/9/2014 9:20	28.66	67.3	**4.40**	6.2	SR13	25/9/2014 15:20	28.89	69.5	**4.53**	2.3	SR13	25/9/2014 21:20	28.83	65.6	**4.28**	6.8
SR13	25/9/2014 3:25	28.64	68.1	**4.46**	3.5	SR13	25/9/2014 9:25	28.66	66.9	**4.38**	7.1	SR13	25/9/2014 15:25	28.89	69.6	**4.54**	2.3	SR13	25/9/2014 21:25	28.82	65.4	**4.27**	4.6
SR13	25/9/2014 3:30	28.64	68.2	**4.46**	3.4	SR13	25/9/2014 9:30	28.66	67.2	**4.39**	8.1	SR13	25/9/2014 15:30	28.89	69.5	**4.53**	2.3	SR13	25/9/2014 21:30	28.83	66.1	**4.32**	2.9
SR13	25/9/2014 3:35	28.65	68.3	**4.46**	3.9	SR13	25/9/2014 9:35	28.66	67.0	**4.38**	7.2	SR13	25/9/2014 15:35	28.88	69.6	**4.54**	2.4	SR13	25/9/2014 21:35	28.83	65.9	**4.30**	4.5
SR13	25/9/2014 3:40	28.64	67.7	**4.43**	3.0	SR13	25/9/2014 9:40	28.66	66.8	**4.36**	6.3	SR13	25/9/2014 15:40	28.89	69.8	**4.55**	2.2	SR13	25/9/2014 21:40	28.82	64.3	**4.20**	3.4
SR13	25/9/2014 3:45	28.65	67.8	**4.43**	3.6	SR13	25/9/2014 9:45	28.66	67.2	**4.39**	7.6	SR13	25/9/2014 15:45	28.88	69.4	**4.53**	2.4	SR13	25/9/2014 21:45	28.82	64.5	**4.21**	4.4
SR13	25/9/2014 3:50	28.64	67.4	**4.41**	3.0	SR13	25/9/2014 9:50	28.66	66.1	**4.32**	5.5	SR13	25/9/2014 15:50	28.88	69.5	**4.53**	5.5	SR13	25/9/2014 21:50	28.82	65.5	**4.27**	4.7
SR13	25/9/2014 3:55	28.66	68.3	**4.46**	3.3	SR13	25/9/2014 9:55	28.66	65.4	**4.27**	4.1	SR13	25/9/2014 15:55	28.87	69.1	**4.51**	2.8	SR13	25/9/2014 21:55	28.82	64.8	**4.23**	3.8
SR13	25/9/2014 4:00	28.65	68.5	**4.48**	4.4	SR13	25/9/2014 10:00	28.66	65.5	**4.28**	4.9	SR13	25/9/2014 16:00	28.85	69.0	**4.50**	3.3	SR13	25/9/2014 22:00	28.83	64.2	**4.19**	2.4
SR13	25/9/2014 4:05	28.64	68.1	**4.45**	3.5	SR13	25/9/2014 10:05	28.66	66.2	**4.33**	5.7	SR13	25/9/2014 16:05	28.86	68.7	**4.48**	3.1	SR13	25/9/2014 22:05	28.83	64.9	**4.24**	2.6
SR13	25/9/2014 4:10	28.65	68.5	**4.48**	3.0	SR13	25/9/2014 10:10	28.67	66.0	**4.32**	4.1	SR13	25/9/2014 16:10	28.87	69.8	**4.55**	3.0	SR13	25/9/2014 22:10	28.82	64.4	**4.21**	2.6
SR13	25/9/2014 4:15	28.65	68.8	**4.50**	3.0	SR13	25/9/2014 10:15	28.66	66.0	**4.31**	5.5	SR13	25/9/2014 16:15	28.86	70.1	**4.58**	2.1	SR13	25/9/2014 22:15	28.82	64.6	**4.22**	2.9
SR13	25/9/2014 4:20	28.65	68.4	**4.48**	3.1	SR13	25/9/2014 10:20	28.66	65.9	**4.31**	5.5	SR13	25/9/2014 16:20	28.87	70.3	**4.59**	3.0	SR13	25/9/2014 22:20	28.80	66.8	**4.36**	3.1
SR13	25/9/2014 4:25	28.66	68.7	**4.50**	2.8	SR13	25/9/2014 10:25	28.66	65.3	**4.27**	3.7	SR13	25/9/2014 16:25	28.86	70.1	**4.58**	2.4	SR13	25/9/2014 22:25	28.83	66.3	**4.33**	2.3
SR13	25/9/2014 4:30	28.65	68.2	**4.46**	2.5	SR13	25/9/2014 10:30	28.66	65.9	**4.30**	6.4	SR13	25/9/2014 16:30	28.87	70.6	**4.60**	2.7	SR13	25/9/2014 22:30	28.79	65.7	**4.29**	4.5
SR13	25/9/2014 4:35	28.66	68.0	**4.45**	2.7	SR13	25/9/2014 10:35	28.67	66.3	**4.33**	6.1	SR13	25/9/2014 16:35	28.86	70.6	**4.61**	2.7	SR13	25/9/2014 22:35	28.79	65.2	**4.25**	5.1
SR13	25/9/2014 4:40	28.66	67.7	**4.43**	2.6	SR13	25/9/2014 10:40	28.66	65.7	**4.29**	6.1	SR13	25/9/2014 16:40	28.86	70.5	**4.60**	2.4	SR13	25/9/2014 22:40	28.80	66.3	**4.33**	7.4
SR13	25/9/2014 4:45	28.66	67.5	**4.41**	2.2	SR13	25/9/2014 10:45	28.66	65.8	**4.30**	5.8	SR13	25/9/2014 16:45	28.86	70.7	**4.61**	2.7	SR13	25/9/2014 22:45	28.80	66.5	**4.34**	9.5
SR13	25/9/2014 4:50	28.65	67.2	**4.39**	2.6	SR13	25/9/2014 10:50	28.66	64.8	**4.23**	5.6	SR13	25/9/2014 16:50	28.86	70.9	**4.63**	2.5	SR13	25/9/2014 22:50	28.80	66.2	**4.32**	7.6
SR13	25/9/2014 4:55	28.65	67.0	**4.38**	2.0	SR13	25/9/2014 10:55	28.66	65.1	**4.25**	5.3	SR13	25/9/2014 16:55	28.86	70.8	**4.62**	2.6	SR13	25/9/2014 22:55	28.80	66.8	**4.36**	6.3
SR13	25/9/2014 5:00	28.65	66.9	**4.38**	1.6	SR13	25/9/2014 11:00	28.66	63.4	**4.15**	3.2	SR13	25/9/2014 17:00	28.86	70.6	**4.61**	2.5	SR13	25/9/2014 23:00	28.79	66.7	**4.35**	4.4
SR13	25/9/2014 5:05	28.63	65.7	**4.30**	1.6	SR13	25/9/2014 11:05	28.67	64.6	**4.22**	3.7	SR13	25/9/2014 17:05	28.84	70.6	**4.61**	2.3	SR13	25/9/2014 23:05	28.79	66.7	**4.35**	5.7
SR13	25/9/2014 5:10	28.65	68.7	**4.49**	7.9	SR13	25/9/2014 11:10	28.72	67.3	**4.40**	3.8	SR13	25/9/2014 17:10	28.84	70.8	**4.62**	2.7	SR13	25/9/2014 23:10	28.79	66.1	**4.31**	4.3
SR13	25/9/2014 5:15	28.63	66.8	**4.37**	2.2	SR13	25/9/2014 11:15	28.70	65.8	**4.30**	3.1	SR13	25/9/2014 17:15	28.85	71.0	**4.64**	2.8	SR13	25/9/2014 23:15	28.79	66.5	**4.34**	5.4
SR13	25/9/2014 5:20	28.64	68.9	**4.51**	2.7	SR13	25/9/2014 11:20	28.68	65.9	**4.30**	3.5	SR13	25/9/2014 17:20	28.84	70.8	**4.62**	2.3	SR13	25/9/2014 23:20	28.79	66.5	**4.34**	4.3
SR13	25/9/2014 5:25	28.64	69.4	**4.54**	3.3	SR13	25/9/2014 11:25	28.72	67.1	**4.38**	3.5	SR13	25/9/2014 17:25	28.84	71.2	**4.65**	2.8	SR13	25/9/2014 23:25	28.79	66.2	**4.32**	3.6
SR13	25/9/2014 5:30	28.65	68.9	**4.51**	2.1	SR13	25/9/2014 11:30	28.71	66.8	**4.36**	3.2	SR13	25/9/2014 17:30	28.84	71.0	**4.64**	4.4	SR13	25/9/2014 23:30	28.79	66.5	**4.34**	3.8
SR13	25/9/2014 5:35	28.64	68.5	**4.48**	2.1	SR13	25/9/2014 11:35	28.72	66.8	**4.36**	3.6	SR13	25/9/2014 17:35	28.83	70.7	**4.62**	2.8	SR13	25/9/2014 23:35	28.77	67.2	**4.39**	3.2
SR13	25/9/2014 5:40	28.60	65.6	**4.30**	1.4	SR13	25/9/2014 11:40	28.73	66.9	**4.37**	3.7	SR13	25/9/2014 17:40	28.83	70.7	**4.62**	2.2	SR13	25/9/2014 23:40	28.78	66.9	**4.37**	2.7
SR13	25/9/2014 5:45	28.64	66.4	**4.35**	1.6	SR13	25/9/2014 11:45	28.73	67.0	**4.37**	3.6	SR13	25/9/2014 17:45	28.84	70.4	**4.60**	2.4	SR13	25/9/2014 23:45	28.78	66.7	**4.35**	2.8
SR13	25/9/2014 5:50	28.63	66.1	**4.33**	1.9	SR13	25/9/2014 11:50	28.69	65.8	**4.30**	6.7	SR13	25/9/2014 17:50	28.83	70.7	**4.62**	2.8	SR13	25/9/2014 23:50	28.78	66.5	**4.34**	3.3
SR13	25/9/2014 5:55	28.70	66.5	**4.35**	2.1	SR13	25/9/2014 11:55	28.69	66.7	**4.35**	5.3	SR13	25/9/2014 17:55	28.83	70.9	**4.63**	2.6	SR13	25/9/2014 23:55	28.78	66.4	**4.33**	3.5

Station	Timestamp	NH_3 (mg/L)				Station	Timestamp	NH_3 (mg/L)			
SR4	25/9/2014 0:17	0.04				SR12	25/9/2014 0:17	0.06			
SR4	25/9/2014 0:37	0.04				SR12	25/9/2014 0:37	0.06			
SR4	25/9/2014 0:57	0.04				SR12	25/9/2014 0:57	0.06			
SR4	25/9/2014 1:17	0.04				SR12	25/9/2014 1:17	0.07			
SR4	25/9/2014 1:37	0.05				SR12	25/9/2014 1:37	0.07			
SR4	25/9/2014 1:57	0.05				SR12	25/9/2014 1:57	0.06			
SR4	25/9/2014 2:17	0.05				SR12	25/9/2014 2:17	0.07			
SR4	25/9/2014 2:37	0.04				SR12	25/9/2014 2:37	0.07			
SR4	25/9/2014 2:57	0.05				SR12	25/9/2014 2:57	0.07			
SR4	25/9/2014 3:17	0.05				SR12	25/9/2014 3:17	0.07			
SR4	25/9/2014 3:37	0.05				SR12	25/9/2014 3:37	0.06			
SR4	25/9/2014 3:57	0.05				SR12	25/9/2014 3:57	0.06			
SR4	25/9/2014 4:17	0.04				SR12	25/9/2014 4:17	0.07			
SR4	25/9/2014 4:37	0.04				SR12	25/9/2014 4:37	0.06			
SR4	25/9/2014 4:57	0.05				SR12	25/9/2014 4:57	0.07			
SR4	25/9/2014 5:17	0.05				SR12	25/9/2014 5:17	0.06			
SR4	25/9/2014 5:37	0.04				SR12	25/9/2014 5:37	0.05			
SR4	25/9/2014 5:57	0.05				SR12	25/9/2014 5:57	0.06			
SR4						SR12					
SR4	25/9/2014 6:37	0.05				SR12	25/9/2014 6:37	0.06			
SR4	25/9/2014 6:57	0.04				SR12	25/9/2014 6:57	0.06			
SR4	25/9/2014 7:17	0.06				SR12	25/9/2014 7:17	0.06			
SR4	25/9/2014 7:37	0.05				SR12	25/9/2014 7:37	0.06			
SR4	25/9/2014 7:57	0.05				SR12	25/9/2014 7:57	0.06			
SR4	25/9/2014 8:17	0.05				SR12	25/9/2014 8:17	0.06			
SR4	25/9/2014 8:37	0.06				SR12	25/9/2014 8:37	0.06			
SR4	25/9/2014 8:57	0.05				SR12	25/9/2014 8:57	0.05			
SR4	25/9/2014 9:17	0.06				SR12	25/9/2014 9:17	0.08			
SR4	25/9/2014 9:37	0.06				SR12	25/9/2014 9:37	0.08			
SR4	25/9/2014 9:57	0.06				SR12	25/9/2014 9:57	0.07			
SR4	25/9/2014 10:17	0.06				SR12	25/9/2014 10:17	0.08			
SR4	25/9/2014 10:37	0.06				SR12	25/9/2014 10:37	0.06			
SR4	25/9/2014 10:57	0.06				SR12	25/9/2014 10:57	0.05			
SR4	25/9/2014 11:17	0.05				SR12	25/9/2014 11:17	0.06			
SR4	25/9/2014 11:37	0.05				SR12	25/9/2014 11:37	0.05			
SR4	25/9/2014 11:57	0.06				SR12	25/9/2014 11:57	0.06			
SR4	25/9/2014 12:17	0.06				SR12	25/9/2014 12:17	0.06			
SR4	25/9/2014 12:37	0.05				SR12	25/9/2014 12:37	0.06			
SR4	25/9/2014 12:57	0.05				SR12	25/9/2014 12:57	0.05			
SR4	25/9/2014 13:17	0.05				SR12	25/9/2014 13:17	0.06			
SR4	25/9/2014 13:37	0.05				SR12	25/9/2014 13:37	0.05			
SR4	25/9/2014 13:57	0.05				SR12	25/9/2014 13:57	0.05			
SR4	25/9/2014 14:17	0.05				SR12	25/9/2014 14:17	0.06			
SR4	25/9/2014 14:37	0.04				SR12	25/9/2014 14:37	0.06			
SR4	25/9/2014 14:57	0.04				SR12	25/9/2014 14:57	0.07			
SR4	25/9/2014 15:17	0.05				SR12	25/9/2014 15:17	0.07			
SR4	25/9/2014 15:37	0.04				SR12	25/9/2014 15:37	0.07			
SR4	25/9/2014 15:57	0.05				SR12	25/9/2014 15:57	0.08			
SR4	25/9/2014 16:17	0.04				SR12	25/9/2014 16:17	0.07			
SR4	25/9/2014 16:37	0.05				SR12	25/9/2014 16:37	0.06			
SR4	25/9/2014 16:57	0.04				SR12	25/9/2014 16:57	0.06			
SR4	25/9/2014 17:17	0.05				SR12	25/9/2014 17:17	0.06			
SR4	25/9/2014 17:37	0.05				SR12	25/9/2014 17:37	0.06			
SR4	25/9/2014 17:57	0.04				SR12	25/9/2014 17:57	0.05			
SR4	25/9/2014 18:17	0.04				SR12	25/9/2014 18:17	0.06			
SR4	25/9/2014 18:37	0.05				SR12	25/9/2014 18:37	0.06			
SR4	25/9/2014 18:57	0.06				SR12	25/9/2014 18:57	0.05			
SR4	25/9/2014 19:17	0.06				SR12	25/9/2014 19:17	0.07			
SR4	25/9/2014 19:37	0.05				SR12	25/9/2014 19:37	0.06			
SR4	25/9/2014 19:57	0.05				SR12	25/9/2014 19:57	0.06			
SR4	25/9/2014 20:17	0.05				SR12	25/9/2014 20:17	0.07			
SR4	25/9/2014 20:37	0.05				SR12	25/9/2014 20:37	0.07			
SR4	25/9/2014 20:57	0.06				SR12	25/9/2014 20:57	0.07			
SR4	25/9/2014 21:17	0.05				SR12	25/9/2014 21:17	0.08			
SR4	25/9/2014 21:37	0.05				SR12	25/9/2014 21:37	0.07			
SR4	25/9/2014 21:57	0.05				SR12	25/9/2014 21:57	0.07			
SR4	25/9/2014 22:17	0.05				SR12	25/9/2014 22:17	0.06			
SR4	25/9/2014 22:37	0.05				SR12	25/9/2014 22:37	0.05			
SR4	25/9/2014 22:57	0.05				SR12	25/9/2014 22:57	0.06			
SR4	25/9/2014 23:17	0.05				SR12	25/9/2014 23:17	0.06			
SR4	25/9/2014 23:37	0.06				SR12	25/9/2014 23:37	0.06			
SR4	25/9/2014 23:57	0.05				SR12	25/9/2014 23:57	0.07			

Remark: Fonts with underline: Action Level Exceedance
Fonts with bold and underline: Limit Level Exceedance
Automatic Instrument calibration of NH3-N monitor was carried out during 5:57-6:37 at SR4 and SR12.
SR5 monitoring station was under maintenance during 8:45-9:10.
SR10 monitoring station was under maintenance during 8:50-9:20.
SR11 monitoring station was under maintenance during 9:50-10:15.

Station	Timestamp	Temp (° C)	DO (%)	DO (mg/L)	Tur (NTU)	Station	Timestamp	Temp (° C)	DO (%)	DO (mg/L)	Tur (NTU)	Station	Timestamp	Temp (° C)	DO (%)	DO (mg/L)	Tur (NTU)	Station	Timestamp	Temp (°C)	DO (%)	DO (mg/L)	Tur (NTU)
SR4	26/9/2014 0:01	28.87	81.5	5.49	2.2	SR4	26/9/2014 6:01	28.78	83.2	5.65	4.3	SR4	26/9/2014 12:01	29.23	85.8	5.75	2.3	SR4	26/9/2014 18:01	29.37	83.8	5.62	2.9
SR4	26/9/2014 0:06	28.88	81.9	5.51	2.3	SR4	26/9/2014 6:06	28.78	82.1	5.57	4.1	SR4	26/9/2014 12:06	29.17	84.8	5.69	2.5	SR4	26/9/2014 18:06	29.37	84.3	5.66	2.9
SR4	26/9/2014 0:11	28.88	81.6	5.49	2.9	SR4	26/9/2014 6:11	28.78	83.6	5.67	4.0	SR4	26/9/2014 12:11	29.28	84.8	5.68	1.9	SR4	26/9/2014 18:11	29.39	84.7	5.68	3.0
SR4	26/9/2014 0:16	28.88	81.4	5.48	2.2	SR4	26/9/2014 6:16	28.77	84.1	5.71	3.9	SR4	26/9/2014 12:16	29.28	84.9	5.68	2.1	SR4	26/9/2014 18:16	29.40	84.4	5.66	2.6
SR4	26/9/2014 0:21	28.91	81.0	5.46	2.1	SR4	26/9/2014 6:21	28.76	83.9	5.69	3.8	SR4	26/9/2014 12:21	29.29	84.9	5.68	2.3	SR4	26/9/2014 18:21	29.41	85.0	5.71	2.9
SR4	26/9/2014 0:26	28.93	81.5	5.47	2.4	SR4	26/9/2014 6:26	28.77	84.0	5.70	3.7	SR4	26/9/2014 12:26	29.32	85.1	5.70	2.4	SR4	26/9/2014 18:26	29.41	84.6	5.67	4.3
SR4	26/9/2014 0:31	28.92	80.2	5.39	2.0	SR4	26/9/2014 6:31	28.79	81.2	5.48	7.5	SR4	26/9/2014 12:31	29.36	85.1	5.70	1.9	SR4	26/9/2014 18:31	29.41	85.8	5.73	4.0
SR4	26/9/2014 0:36	28.92	80.8	5.43	2.2	SR4	26/9/2014 6:36	28.78	81.8	5.53	7.5	SR4	26/9/2014 12:36	29.34	85.2	5.70	2.1	SR4	26/9/2014 18:36	29.42	84.9	5.68	3.6
SR4	26/9/2014 0:41	28.92	81.3	5.46	2.1	SR4	26/9/2014 6:41	28.79	82.1	5.55	9.4	SR4	26/9/2014 12:41	29.29	85.0	5.69	2.1	SR4	26/9/2014 18:41	29.42	85.3	5.69	5.7
SR4	26/9/2014 0:46	29.01	80.6	5.39	3.2	SR4	26/9/2014 6:46	28.79	81.3	5.49	6.0	SR4	26/9/2014 12:46	29.34	84.7	5.67	2.0	SR4	26/9/2014 18:46	29.45	84.9	5.68	3.5
SR4	26/9/2014 0:51	29.00	80.4	5.39	2.7	SR4	26/9/2014 6:51	28.79	81.2	5.48	5.7	SR4	26/9/2014 12:51	29.31	85.4	5.72	2.2	SR4	26/9/2014 18:51	29.28	84.1	5.63	5.8
SR4	26/9/2014 0:56	29.03	80.1	5.37	2.1	SR4	26/9/2014 6:56	28.78	80.9	5.45	5.4	SR4	26/9/2014 12:56	29.24	84.5	5.67	2.4	SR4	26/9/2014 18:56	29.26	83.8	5.62	7.4
SR4	26/9/2014 1:01	29.01	80.4	5.40	2.6	SR4	26/9/2014 7:01	28.78	81.5	5.49	5.1	SR4	26/9/2014 13:01	29.20	84.4	5.64	2.3	SR4	26/9/2014 19:01	29.25	83.6	5.61	7.9
SR4	26/9/2014 1:06	28.99	78.3	5.26	2.0	SR4	26/9/2014 7:06	28.78	81.7	5.49	6.6	SR4	26/9/2014 13:06	29.20	84.3	5.64	2.7	SR4	26/9/2014 19:06	29.23	83.3	5.59	5.9
SR4	26/9/2014 1:11	28.96	78.4	5.27	2.0	SR4	26/9/2014 7:11	28.78	81.7	5.50	6.7	SR4	26/9/2014 13:11	29.29	85.1	5.66	2.9	SR4	26/9/2014 19:11	29.22	83.3	5.58	6.4
SR4	26/9/2014 1:16	29.02	77.2	5.17	2.0	SR4	26/9/2014 7:16	28.78	80.8	5.44	9.2	SR4	26/9/2014 13:16	29.41	85.6	5.71	2.2	SR4	26/9/2014 19:16	29.18	83.0	5.55	7.9
SR4	26/9/2014 1:21	29.01	77.8	5.22	2.2	SR4	26/9/2014 7:21	28.77	81.2	5.46	8.1	SR4	26/9/2014 13:21	29.53	85.6	5.70	2.2	SR4	26/9/2014 19:21	29.17	83.2	5.58	6.7
SR4	26/9/2014 1:26	29.00	78.0	5.22	1.9	SR4	26/9/2014 7:26	28.77	81.1	5.45	6.4	SR4	26/9/2014 13:26	29.53	84.7	5.64	1.9	SR4	26/9/2014 19:26	29.16	82.9	5.53	7.1
SR4	26/9/2014 1:31	29.00	77.6	5.19	2.0	SR4	26/9/2014 7:31	28.77	81.2	5.45	5.1	SR4	26/9/2014 13:31	29.47	84.7	5.64	1.7	SR4	26/9/2014 19:31	29.16	82.9	5.55	6.6
SR4	26/9/2014 1:36	28.99	76.9	5.14	1.9	SR4	26/9/2014 7:36	28.77	81.8	5.48	6.5	SR4	26/9/2014 13:36	29.52	84.4	5.62	2.0	SR4	26/9/2014 19:36	29.16	82.9	5.56	5.6
SR4	26/9/2014 1:41	28.98	75.8	5.07	1.7	SR4	26/9/2014 7:41	28.76	81.9	5.48	7.9	SR4	26/9/2014 13:41	29.52	84.2	5.61	2.0	SR4	26/9/2014 19:41	29.17	82.9	5.56	5.1
SR4	26/9/2014 1:46	28.98	75.6	5.06	1.6	SR4	26/9/2014 7:46	28.76	81.8	5.48	8.0	SR4	26/9/2014 13:46	29.49	83.7	5.57	2.0	SR4	26/9/2014 19:46	29.17	83.0	5.57	5.2
SR4	26/9/2014 1:51	28.91	76.9	5.13	3.2	SR4	26/9/2014 7:51	28.76	81.7	5.48	7.8	SR4	26/9/2014 13:51	29.40	84.0	5.57	2.4	SR4	26/9/2014 19:51	29.17	82.9	5.56	5.3
SR4	26/9/2014 1:56	28.91	77.7	5.18	3.5	SR4	26/9/2014 7:56	28.76	81.3	5.45	8.3	SR4	26/9/2014 13:56	29.43	84.7	5.64	3.1	SR4	26/9/2014 19:56	29.16	83.2	5.58	5.5
SR4	26/9/2014 2:01	28.91	77.0	5.14	4.3	SR4	26/9/2014 8:01	28.76	81.0	5.43	9.2	SR4	26/9/2014 14:01	29.35	82.0	5.47	3.7	SR4	26/9/2014 20:01	29.16	83.0	5.56	6.5
SR4	26/9/2014 2:06	28.90	77.6	5.19	4.0	SR4	26/9/2014 8:06	28.77	80.9	5.43	9.0	SR4	26/9/2014 14:06	29.41	83.5	5.57	2.2	SR4	26/9/2014 20:06	29.15	83.0	5.56	7.0
SR4	26/9/2014 2:11	28.90	78.0	5.22	4.7	SR4	26/9/2014 8:11	28.77	80.8	5.42	8.5	SR4	26/9/2014 14:11	29.21	80.7	5.38	3.8	SR4	26/9/2014 20:11	29.11	82.5	5.54	8.6
SR4	26/9/2014 2:16	28.90	79.9	5.33	6.5	SR4	26/9/2014 8:16	28.77	80.5	5.40	7.5	SR4	26/9/2014 14:16	29.09	81.5	5.44	3.7	SR4	26/9/2014 20:16	29.07	82.3	5.52	8.4
SR4	26/9/2014 2:21	28.90	79.0	5.29	4.1	SR4	26/9/2014 8:21	28.77	80.8	5.42	7.5	SR4	26/9/2014 14:21	29.07	81.2	5.42	3.9	SR4	26/9/2014 20:21	29.06	81.7	5.48	8.6
SR4	26/9/2014 2:26	28.92	78.2	5.24	3.0	SR4	26/9/2014 8:26	28.77	80.7	5.42	7.6	SR4	26/9/2014 14:26	29.06	81.6	5.45	5.1	SR4	26/9/2014 20:26	29.05	81.9	5.49	8.1
SR4	26/9/2014 2:31	28.90	78.0	5.22	3.0	SR4	26/9/2014 8:31	28.77	80.9	5.43	6.7	SR4	26/9/2014 14:31	29.06	80.7	5.40	5.8	SR4	26/9/2014 20:31	29.05	81.4	5.46	6.8
SR4	26/9/2014 2:36	28.90	79.3	5.31	4.0	SR4	26/9/2014 8:36	28.77	80.4	5.40	6.9	SR4	26/9/2014 14:36	29.35	81.8	5.44	2.1	SR4	26/9/2014 20:36	29.05	82.2	5.52	8.5
SR4	26/9/2014 2:41	28.89	79.3	5.31	4.5	SR4	26/9/2014 8:41	28.77	80.5	5.40	8.1	SR4	26/9/2014 14:41	29.03	79.2	5.30	4.2	SR4	26/9/2014 20:41	29.02	81.7	5.48	8.0
SR4	26/9/2014 2:46	28.90	77.8	5.21	3.2	SR4	26/9/2014 8:46	28.77	80.7	5.41	8.2	SR4	26/9/2014 14:46	29.36	82.5	5.51	2.0	SR4	26/9/2014 20:46	29.01	81.6	5.47	7.3
SR4	26/9/2014 2:51	28.91	76.0	5.09	3.0	SR4	26/9/2014 8:51	28.77	80.4	5.39	7.9	SR4	26/9/2014 14:51	29.29	81.5	5.44	2.3	SR4	26/9/2014 20:51	29.00	81.6	5.47	8.6
SR4	26/9/2014 2:56	28.91	75.3	5.05	2.5	SR4	26/9/2014 8:56	28.77	80.5	5.40	8.1	SR4	26/9/2014 14:56	29.31	81.5	5.45	2.0	SR4	26/9/2014 20:56	29.00	81.2	5.44	7.1
SR4	26/9/2014 3:01	28.88	77.1	5.17	4.3	SR4	26/9/2014 9:01	28.77	80.2	5.38	7.7	SR4	26/9/2014 15:01	29.34	82.8	5.53	2.1	SR4	26/9/2014 21:01	29.01	81.2	5.45	6.7
SR4	26/9/2014 3:06	28.86	78.2	5.24	4.1	SR4	26/9/2014 9:06	28.77	80.2	5.38	7.1	SR4	26/9/2014 15:06	29.24	81.6	5.46	2.8	SR4	26/9/2014 21:06	28.99	81.1	5.44	8.8
SR4	26/9/2014 3:11	28.85	78.2	5.24	3.6	SR4	26/9/2014 9:11	28.77	80.3	5.38	8.0	SR4	26/9/2014 15:11	29.28	81.9	5.48	2.3	SR4	26/9/2014 21:11	28.98	80.9	5.43	6.8
SR4	26/9/2014 3:16	28.86	79.5	5.32	5.1	SR4	26/9/2014 9:16	28.79	80.0	5.36	7.3	SR4	26/9/2014 15:16	29.19	80.1	5.36	2.7	SR4	26/9/2014 21:16	28.98	81.1	5.44	7.8
SR4	26/9/2014 3:21	28.90	76.6	5.13	2.8	SR4	26/9/2014 9:21	28.78	80.2	5.38	7.5	SR4	26/9/2014 15:21	29.09	76.9	5.15	3.7	SR4	26/9/2014 21:21	28.97	81.0	5.43	8.2
SR4	26/9/2014 3:26	28.88	76.7	5.13	3.1	SR4	26/9/2014 9:26	28.77	80.1	5.37	9.6	SR4	26/9/2014 15:26	29.01	79.0	5.29	4.3	SR4	26/9/2014 21:26	28.96	81.0	5.43	6.5
SR4	26/9/2014 3:31	28.88	76.8	5.14	3.2	SR4	26/9/2014 9:31	28.77	80.0	5.36	**10.6**	SR4	26/9/2014 15:31	29.15	79.9	5.34	3.9	SR4	26/9/2014 21:31	28.94	80.9	5.41	9.1
SR4	26/9/2014 3:36	28.88	76.6	5.12	4.0	SR4	26/9/2014 9:36	28.79	79.9	5.36	5.4	SR4	26/9/2014 15:36	29.14	81.7	5.46	4.7	SR4	26/9/2014 21:36	28.93	80.9	5.42	6.6
SR4	26/9/2014 3:41	28.89	77.2	5.17	2.9	SR4	26/9/2014 9:41	28.77	80.3	5.38	8.5	SR4	26/9/2014 15:41	29.25	83.0	5.54	3.7	SR4	26/9/2014 21:41	28.94	80.5	5.40	5.8
SR4	26/9/2014 3:46	28.89	75.0	5.02	3.1	SR4	26/9/2014 9:46	28.78	80.1	5.37	8.7	SR4	26/9/2014 15:46	29.29	83.6	5.58	3.2	SR4	26/9/2014 21:46	29.01	81.3	5.45	4.7
SR4	26/9/2014 3:51	28.88	76.5	5.13	2.9	SR4	26/9/2014 9:51	28.79	80.8	5.42	5.8	SR4	26/9/2014 15:51	29.29	83.1	5.56	3.1	SR4	26/9/2014 21:51	29.12	83.2	5.58	3.7
SR4	26/9/2014 3:56	28.88	76.5	5.13	3.2	SR4	26/9/2014 9:56	28.80	81.0	5.44	5.0	SR4	26/9/2014 15:56	29.25	83.0	5.56	2.9	SR4	26/9/2014 21:56	29.09	82.4	5.54	3.6
SR4	26/9/2014 4:01	28.84	77.8	5.22	3.1	SR4	26/9/2014 10:01	28.81	81.8	5.49	4.1	SR4	26/9/2014 16:01	29.19	82.5	5.53	4.3	SR4	26/9/2014 22:01	29.13	83.1	5.58	3.5
SR4	26/9/2014 4:06	28.82	77.5	5.20	2.9	SR4	26/9/2014 10:06	28.83	82.4	5.51	4.8	SR4	26/9/2014 16:06	29.20	82.0	5.49	3.1	SR4	26/9/2014 22:06	29.13	83.1	5.58	3.8
SR4	26/9/2014 4:11	28.82	77.6	5.21	3.3	SR4	26/9/2014 10:11	28.83	82.5	5.55	3.5	SR4	26/9/2014 16:11	29.25	82.7	5.54	2.5	SR4	26/9/2014 22:11	29.13	82.9	5.57	3.4
SR4	26/9/2014 4:16	28.81	77.4	5.20	2.9	SR4	26/9/2014 10:16	28.83	82.3	5.52	3.7	SR4	26/9/2014 16:16	29.31	82.7	5.53	3.3	SR4	26/9/2014 22:16	29.15	82.9	5.57	3.9
SR4	26/9/2014 4:21	28.79	76.6	5.15	2.9	SR4	26/9/2014 10:21	28.86	83.1	5.59	3.1	SR4	26/9/2014 16:21	29.33	82.6	5.52	2.8	SR4	26/9/2014 22:21	29.14	82.9	5.57	3.9
SR4	26/9/2014 4:26	28.79	77.7	5.22	3.3	SR4	26/9/2014 10:26	28.88	83.8	5.64	3.6	SR4	26/9/2014 16:26	29.34	82.8	5.53	2.8	SR4	26/9/2014 22:26	29.15	83.2	5.59	3.1
SR4	26/9/2014 4:31	28.77	79.2	5.32	3.6	SR4	26/9/2014 10:31	28.87	83.3	5.60	3.5	SR4	26/9/2014 16:31	29.43	83.4	5.57	3.2	SR4	26/9/2014 22:31	29.13	82.6	5.56	2.9
SR4	26/9/2014 4:36	28.77	79.8	5.36	6.2	SR4	26/9/2014 10:36	28.89	83.5	5.62	3.1	SR4	26/9/2014 16:36	29.46	83.0	5.54	3.3	SR4	26/9/2014 22:36	29.10	83.6	5.63	2.8
SR4	26/9/2014 4:41	28.77	80.8	5.42	4.1	SR4	26/9/2014 10:41	28.91	83.5	5.62	3.2	SR4	26/9/2014 16:41	29.45	82.7	5.52	2.8	SR4	26/9/2014 22:41	29.12	83.5	5.62	3.3
SR4	26/9/2014 4:46	28.76	78.5	5.28	3.7	SR4	26/9/2014 10:46	28.85	83.0	5.58	3.1	SR4	26/9/2014 16:46	29.43	83.0	5.55	2.7	SR4	26/9/2014 22:46	29.11	84.0	5.66	2.6
SR4	26/9/2014 4:51	28.76	79.9	5.37	3.8	SR4	26/9/2014 10:51	28.94	84.0	5.64	3.0	SR4	26/9/2014 16:51	29.44	82.9	5.54	2.5	SR4	26/9/2014 22:51	29.12	83.8	5.64	2.6
SR4	26/9/2014 4:56	28.76	79.5	5.35	3.7	SR4	26/9/2014 10:56	29.02	84.6	5.68	2.2	SR4	26/9/2014 16:56	29.44	82.8	5.53	3.2	SR4	26/9/2014 22:56	29.12	83.8	5.64	2.8
SR4	26/9/2014 5:01	28.76	80.6	5.43	3.7	SR4	26/9/2014 11:01	29.01	84.4	5.67	2.5	SR4	26/9/2014 17:01	29.42	83.1	5.55	3.0	SR4	26/9/2014 23:01	29.13	82.0	5.49	3.0
SR4	26/9/2014 5:06	28.76	80.4	5.43	3.7	SR4	26/9/2014 11:06	28.98	84.3	5.66	2.8	SR4	26/9/2014 17:06	29.39	82.9	5.55	2.7	SR4	26/9/2014 23:06	29.12	82.2	5.51	4.8
SR4	26/9/2014 5:11	28.76	79.3	5.35	3.6	SR4	26/9/2014 11:11	28.91	82.7	5.56	4.2	SR4	26/9/2014 17:11	29.38	82.3	5.51	3.1	SR4	26/9/2014 23:11	29.13	82.8	5.57	3.4
SR4	26/9/2014 5:16	28.75	80.3	5.41	3.8	SR4	26/9/2014 11:16	28.96	83.8	5.64	2.8	SR4	26/9/2014 17:16	29.38	81.5	5.46	3.0	SR4	26/9/2014 23:16	29.14	82.9	5.57	3.3
SR4	26/9/2014 5:21	28.75	79.6	5.38	3.4	SR4	26/9/2014 11:21	28.99	84.0	5.65	2.6	SR4	26/9/2014 17:21	29.35	81.8	5.48	2.7	SR4	26/9/2014 23:21	29.14	82.4	5.54	3.0
SR4	26/9/2014 5:26	28.76	80.7	5.46	3.7	SR4	26/9/2014 11:26	28.95	83.4	5.61	2.9	SR4	26/9/2014 17:26	29.34	81.6	5.47	3.0	SR4	26/9/2014 23:26	29.10	83.8	5.65	2.8
SR4	26/9/2014 5:31	28.76	81.7	5.53	3.1	SR4	26/9/2014 11:31	28.99	83.9	5.64	2.4	SR4	26/9/2014 17:31	29.40	81.0	5.43	3.1	SR4	26/9/2014 23:31	29.10	83.3	5.61	2.5
SR4	26/9/2014 5:36	28.77	81.5	5.52	4.0	SR4	26/9/2014 11:36	28.98	84.1	5.65	3.1	SR4	26/9/2014 17:36	29.36	82.6	5.53	3.6	SR4	26/9/2014 23:36	29.12	82.1	5.52	2.6
SR4	26/9/2014 5:41	28.77	81.1	5.49	4.4	SR4	26/9/2014 11:41	28.96	83.5	5.61	3.0	SR4	26/9/2014 17:41	29.37	82.4	5.52	3.5	SR4	26/9/2014 23:41	29.12	81.6	5.48	3.5
SR4	26/9/2014 5:46	28.77	82.4	5.58	4.0	SR4	26/9/2014 11:46	28.96	83.2	5.59	2.9	SR4	26/9/2014 17:46	29.37	83.6	5.60	3.1	SR4	26/9/2014 23:46	29.08	82.9	5.58	2.4
SR4	26/9/2014 5:51	28.77	82.6	5.60	4.0	SR4	26/9/2014 11:51	29.00	84.0	5.64	2.7	SR4	26/9/2014 17:51	29.37	83.5	5.60	3.3	SR4	26/9/2014 23:51	29.09	83.1	5.60	2.4
SR4	26/9/2014 5:56	28.77	80.7	5.47	4.0	SR4	26/9/2014 11:56	29.10	85.3	5.73	2.6	SR4	26/9/2014 17:56	29.37	82.6	5.54	2.9	SR4	26/9/2014 23:56	29.12	83.3	5.61	2.9

Station	Timestamp	Temp (° C)	DO (%)	DO (mg/L)	Tur (NTU)	Station	Timestamp	Temp (° C)	DO (%)	DO (mg/L)	Tur (NTU)	Station	Timestamp	Temp (° C)	DO (%)	DO (mg/L)	Tur (NTU)	Station	Timestamp	Temp (°C)	DO (%)	DO (mg/L)	Tur (NTU)
SR5	26/9/2014 0:00	28.82	81.9	5.43	5.3	SR5	26/9/2014 6:00	28.98	82.0	5.52	3.5	SR5	26/9/2014 12:00	28.94	79.0	**5.22**	5.8	SR5	26/9/2014 18:00	29.60	87.6	5.84	3.1
SR5	26/9/2014 0:05	28.83	81.7	5.41	6.3	SR5	26/9/2014 6:05	28.94	82.2	5.54	3.5	SR5	26/9/2014 12:05	29.06	81.8	5.40	5.3	SR5	26/9/2014 18:05	29.56	87.4	5.84	3.4
SR5	26/9/2014 0:10	28.83	81.7	5.41	5.1	SR5	26/9/2014 6:10	28.95	81.6	5.49	3.4	SR5	26/9/2014 12:10	29.08	81.8	5.40	5.2	SR5	26/9/2014 18:10	29.58	86.3	5.76	3.2
SR5	26/9/2014 0:15	28.85	81.2	**5.38**	5.5	SR5	26/9/2014 6:15	28.98	81.5	5.48	3.8	SR5	26/9/2014 12:15	29.11	81.4	**5.38**	4.9	SR5	26/9/2014 18:15	29.61	86.3	5.76	2.9
SR5	26/9/2014 0:20	28.87	81.0	**5.36**	5.5	SR5	26/9/2014 6:20	28.97	81.4	5.48	3.6	SR5	26/9/2014 12:20	29.09	81.7	5.40	6.3	SR5	26/9/2014 18:20	29.61	87.2	5.81	3.0
SR5	26/9/2014 0:25	28.87	81.1	**5.37**	5.6	SR5	26/9/2014 6:25	28.98	81.3	5.47	3.7	SR5	26/9/2014 12:25	29.12	81.8	5.40	6.5	SR5	26/9/2014 18:25	29.61	88.2	5.88	3.3
SR5	26/9/2014 0:30	28.87	81.4	5.39	5.0	SR5	26/9/2014 6:30	29.03	83.2	5.59	4.6	SR5	26/9/2014 12:30	29.16	82.0	5.42	5.7	SR5	26/9/2014 18:30	29.62	87.9	5.86	5.3
SR5	26/9/2014 0:35	28.89	82.1	5.44	4.4	SR5	26/9/2014 6:35	29.04	84.0	5.64	4.7	SR5	26/9/2014 12:35	29.21	82.5	5.45	4.6	SR5	26/9/2014 18:35	29.57	87.6	5.85	3.8
SR5	26/9/2014 0:40	28.90	82.6	5.47	3.6	SR5	26/9/2014 6:40	29.03	83.6	5.61	4.5	SR5	26/9/2014 12:40	29.20	82.8	5.47	4.7	SR5	26/9/2014 18:40	29.58	87.1	5.81	3.9
SR5	26/9/2014 0:45	28.92	82.2	5.45	4.0	SR5	26/9/2014 6:45	29.03	82.5	5.54	4.8	SR5	26/9/2014 12:45	29.19	82.0	5.42	5.1	SR5	26/9/2014 18:45	29.58	86.3	5.76	4.3
SR5	26/9/2014 0:50	28.92	83.0	5.50	3.7	SR5	26/9/2014 6:50	29.02	83.0	5.56	5.6	SR5	26/9/2014 12:50	29.28	84.0	5.55	4.0	SR5	26/9/2014 18:50	29.53	86.6	5.78	4.1
SR5	26/9/2014 0:55	28.94	82.5	5.47	3.9	SR5	26/9/2014 6:55	29.02	81.9	5.49	4.4	SR5	26/9/2014 12:55	29.36	84.7	5.59	3.4	SR5	26/9/2014 18:55	29.48	86.2	5.76	4.8
SR5	26/9/2014 1:00	28.92	82.3	5.46	4.3	SR5	26/9/2014 7:00	29.03	82.5	5.52	5.1	SR5	26/9/2014 13:00	29.37	84.7	5.59	3.4	SR5	26/9/2014 19:00	29.39	85.8	5.74	4.1
SR5	26/9/2014 1:05	28.78	83.9	5.59	3.6	SR5	26/9/2014 7:05	29.00	83.1	5.56	4.7	SR5	26/9/2014 13:05	29.38	84.7	5.59	2.9	SR5	26/9/2014 19:05	29.43	86.0	5.74	4.1
SR5	26/9/2014 1:10	28.85	83.3	5.53	3.9	SR5	26/9/2014 7:10	29.00	82.9	5.55	4.8	SR5	26/9/2014 13:10	29.37	84.5	5.58	3.0	SR5	26/9/2014 19:10	29.38	86.2	5.76	3.9
SR5	26/9/2014 1:15	28.78	84.7	5.65	3.8	SR5	26/9/2014 7:15	29.01	82.4	5.52	4.5	SR5	26/9/2014 13:15	29.36	84.5	5.58	3.2	SR5	26/9/2014 19:15	29.40	85.4	5.70	3.5
SR5	26/9/2014 1:20	28.80	85.2	5.68	3.7	SR5	26/9/2014 7:20	28.99	81.6	5.46	5.4	SR5	26/9/2014 13:20	29.34	83.7	5.53	2.9	SR5	26/9/2014 19:20	29.44	84.5	5.65	3.6
SR5	26/9/2014 1:25	28.85	84.9	5.66	3.7	SR5	26/9/2014 7:25	28.99	81.5	5.45	5.4	SR5	26/9/2014 13:25	29.52	86.0	5.67	2.8	SR5	26/9/2014 19:25	29.37	84.5	5.64	3.8
SR5	26/9/2014 1:30	28.86	83.9	5.59	3.6	SR5	26/9/2014 7:30	28.95	80.5	**5.37**	6.5	SR5	26/9/2014 13:30	29.47	86.2	5.69	3.2	SR5	26/9/2014 19:30	29.36	84.5	5.64	3.6
SR5	26/9/2014 1:35	28.86	83.7	5.57	4.4	SR5	26/9/2014 7:35	28.94	80.0	**5.32**	7.3	SR5	26/9/2014 13:35	29.74	88.4	5.82	2.8	SR5	26/9/2014 19:35	29.37	84.3	5.63	3.6
SR5	26/9/2014 1:40	28.85	84.0	5.60	4.5	SR5	26/9/2014 7:40	28.95	80.3	**5.34**	5.8	SR5	26/9/2014 13:40	29.75	90.1	5.93	2.8	SR5	26/9/2014 19:40	29.33	83.4	5.57	3.7
SR5	26/9/2014 1:45	28.86	83.6	5.57	7.2	SR5	26/9/2014 7:45	28.93	80.1	**5.33**	7.8	SR5	26/9/2014 13:45	29.84	90.7	5.97	3.1	SR5	26/9/2014 19:45	29.23	82.4	5.49	3.8
SR5	26/9/2014 1:50	28.84	83.6	5.58	5.4	SR5	26/9/2014 7:50	28.92	79.4	**5.27**	**8.1**	SR5	26/9/2014 13:50	29.81	90.7	5.98	2.9	SR5	26/9/2014 19:50	29.32	82.9	5.53	4.0
SR5	26/9/2014 1:55	28.83	83.7	5.58	4.8	SR5	26/9/2014 7:55	28.92	79.4	**5.27**	7.0	SR5	26/9/2014 13:55	29.71	90.0	5.94	3.3	SR5	26/9/2014 19:55	29.18	80.9	**5.38**	3.7
SR5	26/9/2014 2:00	28.84	83.5	5.57	4.5	SR5	26/9/2014 8:00	28.95	78.7	**5.24**	6.1	SR5	26/9/2014 14:00	29.68	89.7	5.93	3.1	SR5	26/9/2014 20:00	29.15	79.7	**5.30**	4.4
SR5	26/9/2014 2:05	28.90	83.7	5.58	3.7	SR5	26/9/2014 8:05	28.94	79.5	**5.29**	5.9	SR5	26/9/2014 14:05	29.72	90.0	5.95	3.1	SR5	26/9/2014 20:05	29.14	80.2	**5.33**	4.4
SR5	26/9/2014 2:10	28.95	84.6	5.64	4.0	SR5	26/9/2014 8:10	28.93	77.8	**5.17**	6.6	SR5	26/9/2014 14:10	29.59	89.3	5.91	3.4	SR5	26/9/2014 20:10	29.14	80.2	**5.33**	4.7
SR5	26/9/2014 2:15	28.95	84.6	5.65	6.1	SR5	26/9/2014 8:15	28.92	78.0	**5.18**	6.4	SR5	26/9/2014 14:15	29.48	89.1	5.90	3.9	SR5	26/9/2014 20:15	29.15	81.0	**5.38**	4.7
SR5	26/9/2014 2:20	28.91	85.6	5.72	4.3	SR5	26/9/2014 8:20	28.93	76.3	**5.07**	6.1	SR5	26/9/2014 14:20	29.57	90.5	5.99	3.0	SR5	26/9/2014 20:20	29.15	80.8	**5.37**	4.7
SR5	26/9/2014 2:25	28.90	85.5	5.71	4.6	SR5	26/9/2014 8:25	28.90	77.7	**5.15**	7.3	SR5	26/9/2014 14:25	29.64	91.5	6.06	3.1	SR5	26/9/2014 20:25	29.13	79.7	**5.29**	4.7
SR5	26/9/2014 2:30	28.85	85.9	5.75	4.5	SR5	26/9/2014 8:30	28.89	77.5	**5.14**	**8.0**	SR5	26/9/2014 14:30	29.52	89.2	5.91	3.3	SR5	26/9/2014 20:30	29.13	80.3	**5.33**	4.8
SR5	26/9/2014 2:35	28.86	85.9	5.76	4.5	SR5	26/9/2014 8:35	28.89	77.5	**5.14**	7.7	SR5	26/9/2014 14:35	29.72	90.4	5.96	2.6	SR5	26/9/2014 20:35	29.10	79.2	**5.26**	5.3
SR5	26/9/2014 2:40	28.90	86.1	5.76	4.9	SR5	26/9/2014 8:40	28.90	77.2	**5.12**	7.0	SR5	26/9/2014 14:40	29.70	89.3	5.89	3.2	SR5	26/9/2014 20:40	29.07	78.5	**5.22**	5.2
SR5	26/9/2014 2:45	28.92	85.8	5.75	5.4	SR5	26/9/2014 8:45	28.89	77.3	**5.12**	7.1	SR5	26/9/2014 14:45	29.78	90.0	5.93	2.9	SR5	26/9/2014 20:45	29.05	77.6	**5.15**	6.7
SR5	26/9/2014 2:50	28.92	85.8	5.74	5.4	SR5	26/9/2014 8:50	28.87	77.4	**5.12**	6.7	SR5	26/9/2014 14:50	29.92	90.7	5.97	3.1	SR5	26/9/2014 20:50	29.03	76.7	**5.09**	7.4
SR5	26/9/2014 2:55	28.92	85.3	5.71	5.4	SR5	26/9/2014 8:55	28.88	77.2	**5.12**	7.7	SR5	26/9/2014 14:55	29.95	90.8	5.98	3.0	SR5	26/9/2014 20:55	28.99	76.9	**5.09**	6.3
SR5	26/9/2014 3:00	28.92	85.2	5.71	5.1	SR5	26/9/2014 9:00	28.87	77.3	**5.12**	7.4	SR5	26/9/2014 15:00	29.93	90.4	5.96	2.9	SR5	26/9/2014 21:00	28.99	77.4	**5.12**	6.0
SR5	26/9/2014 3:05	28.92	87.1	5.85	4.5	SR5	26/9/2014 9:05	28.87	76.9	**5.09**	**8.0**	SR5	26/9/2014 15:05	30.01	91.8	6.05	3.2	SR5	26/9/2014 21:05	28.96	76.3	**5.05**	6.4
SR5	26/9/2014 3:10	28.92	86.6	5.82	4.3	SR5	26/9/2014 9:10	28.85	77.2	**5.10**	7.8	SR5	26/9/2014 15:10	29.91	91.3	6.03	3.5	SR5	26/9/2014 21:10	28.97	76.5	**5.06**	6.7
SR5	26/9/2014 3:15	28.93	87.0	5.84	4.6	SR5	26/9/2014 9:15	28.85	76.7	**5.08**	**8.0**	SR5	26/9/2014 15:15	29.87	92.6	6.13	3.1	SR5	26/9/2014 21:15	28.96	77.2	**5.10**	7.3
SR5	26/9/2014 3:20	28.94	86.5	5.82	4.5	SR5	26/9/2014 9:20	28.84	76.9	**5.08**	**8.6**	SR5	26/9/2014 15:20	29.77	91.7	6.07	3.5	SR5	26/9/2014 21:20	28.97	76.4	**5.06**	6.5
SR5	26/9/2014 3:25	28.95	86.9	5.84	4.5	SR5	26/9/2014 9:25	28.84	76.9	**5.08**	**10.0**	SR5	26/9/2014 15:25	29.72	91.3	6.05	3.4	SR5	26/9/2014 21:25	28.96	76.6	**5.07**	7.2
SR5	26/9/2014 3:30	28.99	86.8	5.83	4.7	SR5	26/9/2014 9:30	28.84	76.0	**5.03**	**12.2**	SR5	26/9/2014 15:30	29.68	90.5	6.00	3.8	SR5	26/9/2014 21:30	28.96	76.6	**5.07**	6.8
SR5	26/9/2014 3:35	28.98	86.8	5.83	4.6	SR5	26/9/2014 9:35	28.83	76.9	**5.08**	**9.3**	SR5	26/9/2014 15:35	29.67	90.2	5.98	3.6	SR5	26/9/2014 21:35	28.96	76.5	**5.06**	6.2
SR5	26/9/2014 3:40	29.00	86.5	5.81	4.7	SR5	26/9/2014 9:40	28.83	76.9	**5.08**	7.9	SR5	26/9/2014 15:40	29.74	91.1	6.04	2.8	SR5	26/9/2014 21:40	28.95	76.1	**5.03**	7.2
SR5	26/9/2014 3:45	29.02	86.3	5.80	4.7	SR5	26/9/2014 9:45	28.83	76.7	**5.07**	**8.6**	SR5	26/9/2014 15:45	29.75	91.8	6.09	3.2	SR5	26/9/2014 21:45	28.93	77.0	**5.08**	**8.2**
SR5	26/9/2014 3:50	29.03	85.8	5.77	4.6	SR5	26/9/2014 9:50	28.82	76.4	**5.05**	**8.5**	SR5	26/9/2014 15:50	29.85	92.3	6.13	3.2	SR5	26/9/2014 21:50	28.93	75.8	**5.00**	7.9
SR5	26/9/2014 3:55	29.04	85.6	5.75	4.8	SR5	26/9/2014 9:55	28.81	76.2	**5.03**	**8.3**	SR5	26/9/2014 15:55	29.80	91.1	6.05	3.1	SR5	26/9/2014 21:55	28.93	75.2	**4.96**	7.9
SR5	26/9/2014 4:00	29.05	85.5	5.75	4.8	SR5	26/9/2014 10:00	28.82	76.6	**5.05**	**8.1**	SR5	26/9/2014 16:00	29.78	90.8	6.02	3.7	SR5	26/9/2014 22:00	28.93	75.2	**4.96**	7.2
SR5	26/9/2014 4:05	29.05	85.3	5.74	4.7	SR5	26/9/2014 10:05	28.81	76.6	**5.05**	**8.3**	SR5	26/9/2014 16:05	29.78	90.8	6.02	3.3	SR5	26/9/2014 22:05	28.93	75.2	**4.96**	7.1
SR5	26/9/2014 4:10	29.03	85.6	5.76	4.3	SR5	26/9/2014 10:10	28.82	76.7	**5.06**	7.8	SR5	26/9/2014 16:10	29.80	91.4	6.07	3.0	SR5	26/9/2014 22:10	28.92	76.6	**5.05**	7.0
SR5	26/9/2014 4:15	29.01	85.6	5.76	5.2	SR5	26/9/2014 10:15	28.81	76.7	**5.06**	7.8	SR5	26/9/2014 16:15	29.75	91.2	6.06	3.5	SR5	26/9/2014 22:15	28.92	76.3	**5.03**	7.7
SR5	26/9/2014 4:20	29.01	85.5	5.75	5.2	SR5	26/9/2014 10:20	28.80	76.5	**5.05**	**8.4**	SR5	26/9/2014 16:20	29.70	90.7	6.03	3.1	SR5	26/9/2014 22:20	28.91	76.7	**5.06**	**8.0**
SR5	26/9/2014 4:25	29.04	85.5	5.75	5.0	SR5	26/9/2014 10:25	28.82	76.6	**5.05**	7.9	SR5	26/9/2014 16:25	29.63	90.5	6.03	3.5	SR5	26/9/2014 22:25	28.93	74.8	**4.94**	6.7
SR5	26/9/2014 4:30	29.03	84.1	5.65	4.8	SR5	26/9/2014 10:30	28.82	76.4	**5.04**	7.7	SR5	26/9/2014 16:30	29.62	90.3	6.02	3.7	SR5	26/9/2014 22:30	28.92	76.1	**5.02**	6.7
SR5	26/9/2014 4:35	29.03	83.5	5.61	4.7	SR5	26/9/2014 10:35	28.81	76.5	**5.04**	**8.0**	SR5	26/9/2014 16:35	29.63	90.1	6.01	3.6	SR5	26/9/2014 22:35	28.93	74.6	**4.93**	4.2
SR5	26/9/2014 4:40	29.02	84.3	5.66	4.9	SR5	26/9/2014 10:40	28.82	76.1	**5.02**	**8.4**	SR5	26/9/2014 16:40	29.56	89.6	5.98	3.8	SR5	26/9/2014 22:40	28.92	76.2	**5.03**	6.3
SR5	26/9/2014 4:45	29.01	84.1	5.65	4.5	SR5	26/9/2014 10:45	28.81	76.0	**5.01**	**8.5**	SR5	26/9/2014 16:45	29.60	89.8	5.99	3.6	SR5	26/9/2014 22:45	28.93	73.9	**4.88**	4.8
SR5	26/9/2014 4:50	29.03	84.2	5.65	4.7	SR5	26/9/2014 10:50	28.81	75.8	**5.00**	**8.6**	SR5	26/9/2014 16:50	29.57	89.2	5.96	3.6	SR5	26/9/2014 22:50	28.92	75.4	**4.97**	6.0
SR5	26/9/2014 4:55	29.02	84.0	5.64	4.9	SR5	26/9/2014 10:55	28.86	75.2	**4.96**	6.9	SR5	26/9/2014 16:55	29.57	89.4	5.97	3.3	SR5	26/9/2014 22:55	28.92	74.8	**4.93**	6.5
SR5	26/9/2014 5:00	29.03	84.1	5.64	4.7	SR5	26/9/2014 11:00	28.85	74.6	**4.92**	**8.1**	SR5	26/9/2014 17:00	29.57	89.0	5.94	3.7	SR5	26/9/2014 23:00	28.93	73.9	**4.89**	5.3
SR5	26/9/2014 5:05	29.01	84.2	5.66	4.4	SR5	26/9/2014 11:05	28.80	75.2	**4.96**	7.9	SR5	26/9/2014 17:05	29.65	90.2	6.01	3.5	SR5	26/9/2014 23:05	28.89	76.6	**5.07**	4.2
SR5	26/9/2014 5:10	29.00	85.4	5.75	4.6	SR5	26/9/2014 11:10	29.00	76.6	**5.05**	5.4	SR5	26/9/2014 17:10	29.60	89.4	5.96	3.4	SR5	26/9/2014 23:10	28.92	74.7	**4.94**	6.2
SR5	26/9/2014 5:15	29.01	85.3	5.74	4.8	SR5	26/9/2014 11:15	28.92	77.4	**5.10**	5.2	SR5	26/9/2014 17:15	29.62	89.9	5.99	3.5	SR5	26/9/2014 23:15	28.92	75.8	**5.00**	6.0
SR5	26/9/2014 5:20	28.99	85.6	5.77	4.3	SR5	26/9/2014 11:20	28.89	78.2	**5.15**	5.2	SR5	26/9/2014 17:20	29.63	90.0	6.00	3.3	SR5	26/9/2014 23:20	28.95	80.2	**5.31**	6.0
SR5	26/9/2014 5:25	29.00	85.1	5.73	4.2	SR5	26/9/2014 11:25	28.85	77.0	**5.08**	5.0	SR5	26/9/2014 17:25	29.63	89.2	5.95	3.8	SR5	26/9/2014 23:25	28.95	79.6	**5.27**	6.4
SR5	26/9/2014 5:30	29.03	85.2	5.73	4.1	SR5	26/9/2014 11:30	29.04	78.4	**5.17**	5.4	SR5	26/9/2014 17:30	29.54	90.7	6.07	3.3	SR5	26/9/2014 23:30	28.96	79.2	**5.24**	6.3
SR5	26/9/2014 5:35	29.03	84.9	5.71	4.1	SR5	26/9/2014 11:35	28.97	80.3	**5.30**	5.7	SR5	26/9/2014 17:35	29.62	90.8	6.06	3.4	SR5	26/9/2014 23:35	28.96	78.9	**5.22**	6.4
SR5	26/9/2014 5:40	29.01	82.4	5.54	4.1	SR5	26/9/2014 11:40	29.01	79.8	**5.26**	5.9	SR5	26/9/2014 17:40	29.51	90.4	6.05	3.0	SR5	26/9/2014 23:40	28.95	78.4	**5.18**	6.5
SR5	26/9/2014 5:45	28.99	82.1	5.52	4.0	SR5	26/9/2014 11:45	29.02	80.3	**5.29**	5.9	SR5	26/9/2014 17:45	29.52	89.7	5.99	3.6	SR5	26/9/2014 23:45	28.95	77.9	**5.15**	6.6
SR5	26/9/2014 5:50	28.97	82.3	5.54	3.7	SR5	26/9/2014 11:50	28.99	80.1	**5.29**	5.8	SR5	26/9/2014 17:50	29.56	88.9	5.94	3.7	SR5	26/9/2014 23:50	28.94	77.5	**5.12**	5.9
SR5	26/9/2014 5:55	28.99	82.3	5.54	3.7	SR5	26/9/2014 11:55	28.97	79.8	**5.27**	6.6	SR5	26/9/2014 17:55	29.50	89.1	5.96	3.4	SR5	26/9/2014 23:55	28.94	77.8	**5.14**	6.5

Station	Timestamp	Temp (° C)	DO (%)	DO (mg/L)	Tur (NTU)	Station	Timestamp	Temp (° C)	DO (%)	DO (mg/L)	Tur (NTU)	Station	Timestamp	Temp (° C)	DO (%)	DO (mg/L)	Tur (NTU)	Station	Timestamp	Temp (°C)	DO (%)	DO (mg/L)	Tur (NTU)
SR9	26/9/2014 0:00	29.10	132.8	9.06	1.8	SR9	26/9/2014 6:00	28.98	109.9	7.65	2.0	SR9	26/9/2014 12:00	29.31	115.0	7.83	3.4	SR9	26/9/2014 18:00	29.55	135.4	9.16	3.1
SR9	26/9/2014 0:05	29.12	132.9	9.07	1.6	SR9	26/9/2014 6:05	29.00	110.6	7.70	2.2	SR9	26/9/2014 12:05	29.32	120.1	8.18	3.3	SR9	26/9/2014 18:05	29.42	131.0	8.90	2.9
SR9	26/9/2014 0:10	29.11	132.7	9.05	2.1	SR9	26/9/2014 6:10	28.96	108.1	7.54	2.2	SR9	26/9/2014 12:10	29.50	113.2	7.70	3.0	SR9	26/9/2014 18:10	29.43	132.3	8.99	2.9
SR9	26/9/2014 0:15	29.10	130.5	8.89	2.0	SR9	26/9/2014 6:15	28.93	109.3	7.62	2.1	SR9	26/9/2014 12:15	29.57	112.6	7.64	3.6	SR9	26/9/2014 18:15	29.40	130.4	8.86	2.8
SR9	26/9/2014 0:20	29.09	129.3	8.80	1.9	SR9	26/9/2014 6:20	28.96	110.1	7.67	2.4	SR9	26/9/2014 12:20	29.48	117.5	8.00	3.1	SR9	26/9/2014 18:20	29.37	128.5	8.74	2.9
SR9	26/9/2014 0:25	29.09	129.0	8.84	2.0	SR9	26/9/2014 6:25	28.94	107.2	7.46	2.7	SR9	26/9/2014 12:25	29.38	127.3	8.65	2.8	SR9	26/9/2014 18:25	29.41	130.4	8.85	3.0
SR9	26/9/2014 0:30	29.09	129.0	8.85	2.1	SR9	26/9/2014 6:30	28.93	105.5	7.36	2.7	SR9	26/9/2014 12:30	29.48	124.4	8.43	2.8	SR9	26/9/2014 18:30	29.45	132.9	9.01	2.8
SR9	26/9/2014 0:35	29.10	130.2	8.89	1.9	SR9	26/9/2014 6:35	28.93	104.6	7.29	2.5	SR9	26/9/2014 12:35	29.35	131.5	8.91	2.9	SR9	26/9/2014 18:35	29.55	137.3	9.27	3.0
SR9	26/9/2014 0:40	29.09	129.5	8.84	**10.7**	SR9	26/9/2014 6:40	28.96	105.7	7.28	3.9	SR9	26/9/2014 12:40	29.36	131.8	8.93	3.2	SR9	26/9/2014 18:40	29.59	140.1	9.45	2.9
SR9	26/9/2014 0:45	29.09	129.0	8.79	2.1	SR9	26/9/2014 6:45	28.95	105.2	7.27	2.9	SR9	26/9/2014 12:45	29.38	135.4	9.18	3.0	SR9	26/9/2014 18:45	29.60	140.7	9.49	2.3
SR9	26/9/2014 0:50	29.09	126.9	8.62	2.2	SR9	26/9/2014 6:50	28.96	106.7	7.34	2.7	SR9	26/9/2014 12:50	29.44	135.0	9.14	3.0	SR9	26/9/2014 18:50	29.64	143.6	9.68	2.5
SR9	26/9/2014 0:55	29.10	128.2	8.71	2.5	SR9	26/9/2014 6:55	28.97	109.8	7.55	2.3	SR9	26/9/2014 12:55	29.49	132.5	8.97	3.5	SR9	26/9/2014 18:55	29.66	146.1	9.84	2.6
SR9	26/9/2014 1:00	29.08	126.6	8.64	2.5	SR9	26/9/2014 7:00	28.99	110.9	7.61	2.5	SR9	26/9/2014 13:00	29.51	133.9	9.07	2.9	SR9	26/9/2014 19:00	29.67	147.4	9.93	2.2
SR9	26/9/2014 1:05	29.10	129.7	8.84	2.4	SR9	26/9/2014 7:05	29.00	113.6	7.81	2.5	SR9	26/9/2014 13:05	29.48	134.8	9.14	2.9	SR9	26/9/2014 19:05	29.67	147.8	9.94	2.2
SR9	26/9/2014 1:10	29.14	135.9	9.25	1.9	SR9	26/9/2014 7:10	29.00	112.5	7.72	2.4	SR9	26/9/2014 13:10	29.50	136.9	9.26	2.9	SR9	26/9/2014 19:10	29.63	146.0	9.83	2.3
SR9	26/9/2014 1:15	29.13	133.9	9.14	1.8	SR9	26/9/2014 7:15	28.96	109.4	7.53	2.5	SR9	26/9/2014 13:15	29.52	137.4	9.30	2.8	SR9	26/9/2014 19:15	29.36	132.8	9.01	2.3
SR9	26/9/2014 1:20	29.10	131.4	8.98	1.6	SR9	26/9/2014 7:20	28.95	109.0	7.50	2.7	SR9	26/9/2014 13:20	29.52	137.8	9.33	3.8	SR9	26/9/2014 19:20	29.41	132.2	8.98	2.6
SR9	26/9/2014 1:25	29.11	131.8	9.02	1.7	SR9	26/9/2014 7:25	28.94	108.5	7.47	2.5	SR9	26/9/2014 13:25	29.52	140.1	9.48	2.9	SR9	26/9/2014 19:25	29.40	131.6	8.90	2.8
SR9	26/9/2014 1:30	29.13	131.9	9.02	1.9	SR9	26/9/2014 7:30	28.93	107.3	7.38	2.4	SR9	26/9/2014 13:30	29.53	140.6	9.50	2.6	SR9	26/9/2014 19:30	29.39	130.8	8.87	2.6
SR9	26/9/2014 1:35	29.10	130.6	8.93	1.9	SR9	26/9/2014 7:35	28.95	107.3	7.37	3.0	SR9	26/9/2014 13:35	29.52	142.0	9.61	2.7	SR9	26/9/2014 19:35	29.44	131.4	8.91	2.3
SR9	26/9/2014 1:40	29.10	130.8	8.95	1.6	SR9	26/9/2014 7:40	28.95	106.9	7.34	2.9	SR9	26/9/2014 13:40	29.50	143.9	9.77	2.8	SR9	26/9/2014 19:40	29.46	132.3	8.97	2.4
SR9	26/9/2014 1:45	29.10	130.1	8.87	3.0	SR9	26/9/2014 7:45	28.95	106.8	7.34	3.1	SR9	26/9/2014 13:45	29.55	145.1	9.85	2.7	SR9	26/9/2014 19:45	29.46	130.7	8.88	2.3
SR9	26/9/2014 1:50	29.09	129.6	8.88	1.8	SR9	26/9/2014 7:50	28.96	106.6	7.33	3.2	SR9	26/9/2014 13:50	29.53	146.4	9.91	2.7	SR9	26/9/2014 19:50	29.49	131.4	8.99	2.4
SR9	26/9/2014 1:55	29.08	129.2	8.90	1.9	SR9	26/9/2014 7:55	28.94	106.4	7.32	2.7	SR9	26/9/2014 13:55	29.50	146.6	9.93	2.6	SR9	26/9/2014 19:55	29.48	132.3	9.02	2.5
SR9	26/9/2014 2:00	29.10	129.8	8.87	3.6	SR9	26/9/2014 8:00	28.94	106.6	7.33	2.7	SR9	26/9/2014 14:00	29.60	149.2	10.10	2.6	SR9	26/9/2014 20:00	29.49	131.7	8.95	2.4
SR9	26/9/2014 2:05	29.08	129.6	8.84	2.1	SR9	26/9/2014 8:05	28.95	106.2	7.31	2.8	SR9	26/9/2014 14:05	29.59	149.9	10.15	2.7	SR9	26/9/2014 20:05	29.49	131.1	8.88	2.5
SR9	26/9/2014 2:10	29.11	131.7	8.99	1.5	SR9	26/9/2014 8:10	28.94	106.2	7.29	2.7	SR9	26/9/2014 14:10	29.65	150.8	10.19	2.7	SR9	26/9/2014 20:10	29.47	128.6	8.73	2.0
SR9	26/9/2014 2:15	29.10	130.5	8.92	1.7	SR9	26/9/2014 8:15	28.94	106.1	7.30	3.1	SR9	26/9/2014 14:15	29.66	150.5	10.15	3.5	SR9	26/9/2014 20:15	29.48	127.1	8.61	2.2
SR9	26/9/2014 2:20	29.08	128.7	8.82	1.2	SR9	26/9/2014 8:20	28.93	106.6	7.34	2.7	SR9	26/9/2014 14:20	29.66	150.0	10.12	2.6	SR9	26/9/2014 20:20	29.48	125.0	8.55	1.9
SR9	26/9/2014 2:25	29.10	133.3	9.12	1.8	SR9	26/9/2014 8:25	28.93	106.4	7.32	2.9	SR9	26/9/2014 14:25	29.71	150.0	10.14	3.2	SR9	26/9/2014 20:25	29.51	132.2	9.00	2.0
SR9	26/9/2014 2:30	29.11	134.6	9.19	1.6	SR9	26/9/2014 8:30	28.92	106.5	7.34	2.6	SR9	26/9/2014 14:30	29.74	150.3	10.14	3.2	SR9	26/9/2014 20:30	29.52	134.7	9.14	1.9
SR9	26/9/2014 2:35	29.09	133.9	9.14	1.5	SR9	26/9/2014 8:35	28.93	106.6	7.34	2.9	SR9	26/9/2014 14:35	29.73	150.2	10.12	2.5	SR9	26/9/2014 20:35	29.53	135.2	9.17	2.3
SR9	26/9/2014 2:40	29.08	131.8	9.03	1.7	SR9	26/9/2014 8:40	28.93	106.3	7.31	2.9	SR9	26/9/2014 14:40	29.73	151.8	10.25	2.7	SR9	26/9/2014 20:40	29.52	134.4	9.22	2.3
SR9	26/9/2014 2:45	29.07	130.5	8.91	1.4	SR9	26/9/2014 8:45	28.94	106.5	7.31	2.9	SR9	26/9/2014 14:45	29.75	151.0	10.17	2.7	SR9	26/9/2014 20:45	29.51	133.2	9.10	1.8
SR9	26/9/2014 2:50	29.07	130.5	8.91	1.4	SR9	26/9/2014 8:50	28.94	107.1	7.36	2.9	SR9	26/9/2014 14:50	29.78	152.7	10.29	2.5	SR9	26/9/2014 20:50	29.57	134.9	9.14	1.8
SR9	26/9/2014 2:55	29.06	131.1	8.95	1.4	SR9	26/9/2014 8:55	28.96	105.8	7.25	3.4	SR9	26/9/2014 14:55	29.85	151.3	10.19	2.5	SR9	26/9/2014 20:55	29.58	134.2	9.10	2.0
SR9	26/9/2014 3:00	29.06	130.7	8.92	**5.3**	SR9	26/9/2014 9:00	28.95	106.4	7.30	3.4	SR9	26/9/2014 15:00	29.87	153.2	10.32	2.6	SR9	26/9/2014 21:00	29.66	134.7	9.12	1.8
SR9	26/9/2014 3:05	29.05	131.3	8.96	**9.8**	SR9	26/9/2014 9:05	28.96	105.6	7.24	3.6	SR9	26/9/2014 15:05	29.83	151.2	10.19	3.9	SR9	26/9/2014 21:05	29.70	135.5	9.17	1.9
SR9	26/9/2014 3:10	29.05	131.2	8.96	**10.8**	SR9	26/9/2014 9:10	28.97	104.4	7.18	3.5	SR9	26/9/2014 15:10	29.89	152.7	10.27	2.7	SR9	26/9/2014 21:10	29.69	135.0	9.13	2.1
SR9	26/9/2014 3:15	29.05	129.3	8.82	4.2	SR9	26/9/2014 9:15	28.98	103.0	7.07	4.0	SR9	26/9/2014 15:15	29.82	152.9	10.32	2.6	SR9	26/9/2014 21:15	29.65	136.0	9.20	1.8
SR9	26/9/2014 3:20	29.06	131.8	9.00	2.8	SR9	26/9/2014 9:20	28.98	102.5	7.04	4.3	SR9	26/9/2014 15:20	29.70	148.9	10.07	2.5	SR9	26/9/2014 21:20	29.61	135.7	9.22	2.0
SR9	26/9/2014 3:25	29.05	130.9	8.93	2.9	SR9	26/9/2014 9:25	28.98	103.2	7.08	4.0	SR9	26/9/2014 15:25	29.71	151.1	10.21	2.7	SR9	26/9/2014 21:25	29.60	134.0	9.17	2.5
SR9	26/9/2014 3:30	29.05	130.0	8.87	1.8	SR9	26/9/2014 9:30	28.98	103.8	7.12	3.8	SR9	26/9/2014 15:30	29.75	151.9	10.26	2.8	SR9	26/9/2014 21:30	29.65	134.8	9.16	2.0
SR9	26/9/2014 3:35	29.04	129.7	8.86	1.3	SR9	26/9/2014 9:35	28.98	104.9	7.20	4.3	SR9	26/9/2014 15:35	29.71	149.4	10.11	2.7	SR9	26/9/2014 21:35	29.67	134.5	9.11	2.0
SR9	26/9/2014 3:40	29.03	129.6	8.82	1.2	SR9	26/9/2014 9:40	29.00	103.7	7.12	**8.7**	SR9	26/9/2014 15:40	29.71	149.9	10.14	2.7	SR9	26/9/2014 21:40	29.67	132.9	8.98	1.8
SR9	26/9/2014 3:45	29.02	127.2	8.68	1.6	SR9	26/9/2014 9:45	29.01	104.0	7.14	3.4	SR9	26/9/2014 15:45	29.74	149.6	10.07	2.7	SR9	26/9/2014 21:45	29.74	133.9	9.07	**8.3**
SR9	26/9/2014 3:50	29.03	129.9	8.85	1.3	SR9	26/9/2014 9:50	29.02	103.9	7.11	4.0	SR9	26/9/2014 15:50	29.62	146.5	9.89	2.7	SR9	26/9/2014 21:50	29.75	134.8	9.24	2.0
SR9	26/9/2014 3:55	29.02	127.7	8.72	1.3	SR9	26/9/2014 9:55	29.03	104.2	7.12	3.5	SR9	26/9/2014 15:55	29.71	147.9	9.95	2.9	SR9	26/9/2014 21:55	29.74	134.5	9.23	2.3
SR9	26/9/2014 4:00	29.02	127.0	8.67	1.3	SR9	26/9/2014 10:00	29.03	105.4	7.21	3.9	SR9	26/9/2014 16:00	29.64	147.3	9.93	3.0	SR9	26/9/2014 22:00	29.72	133.8	9.21	2.2
SR9	26/9/2014 4:05	29.01	125.6	8.60	1.2	SR9	26/9/2014 10:05	29.04	106.1	7.24	4.1	SR9	26/9/2014 16:05	29.70	149.7	10.11	2.7	SR9	26/9/2014 22:05	29.71	135.0	9.26	2.3
SR9	26/9/2014 4:10	29.01	123.4	8.42	1.2	SR9	26/9/2014 10:10	29.05	106.0	7.24	3.9	SR9	26/9/2014 16:10	29.72	149.8	10.11	2.7	SR9	26/9/2014 22:10	29.64	132.2	9.08	2.5
SR9	26/9/2014 4:15	29.01	125.2	8.53	1.5	SR9	26/9/2014 10:15	29.04	107.4	7.35	4.2	SR9	26/9/2014 16:15	29.61	146.8	9.94	2.9	SR9	26/9/2014 22:15	29.63	131.0	8.99	2.5
SR9	26/9/2014 4:20	29.01	126.9	8.65	1.5	SR9	26/9/2014 10:20	29.14	106.1	7.25	4.0	SR9	26/9/2014 16:20	29.59	144.7	9.79	2.9	SR9	26/9/2014 22:20	29.59	128.4	8.80	2.2
SR9	26/9/2014 4:25	29.01	125.8	8.63	1.5	SR9	26/9/2014 10:25	29.13	108.7	7.41	4.0	SR9	26/9/2014 16:25	29.69	148.4	10.03	3.1	SR9	26/9/2014 22:25	29.56	126.8	8.71	3.5
SR9	26/9/2014 4:30	29.00	124.6	8.52	1.4	SR9	26/9/2014 10:30	29.12	108.8	7.43	**5.2**	SR9	26/9/2014 16:30	29.76	148.6	10.04	2.6	SR9	26/9/2014 22:30	29.53	126.0	8.65	2.4
SR9	26/9/2014 4:35	28.99	123.4	8.48	1.4	SR9	26/9/2014 10:35	29.11	108.8	7.42	4.3	SR9	26/9/2014 16:35	29.61	144.6	9.80	2.8	SR9	26/9/2014 22:35	29.57	126.9	8.70	4.2
SR9	26/9/2014 4:40	29.01	126.0	8.69	1.4	SR9	26/9/2014 10:40	29.12	108.4	7.40	3.9	SR9	26/9/2014 16:40	29.67	146.3	9.91	3.6	SR9	26/9/2014 22:40	29.54	124.2	8.53	**4.9**
SR9	26/9/2014 4:45	29.02	127.2	8.75	1.6	SR9	26/9/2014 10:45	29.13	108.9	7.44	4.2	SR9	26/9/2014 16:45	29.65	145.3	9.85	3.5	SR9	26/9/2014 22:45	29.54	124.3	8.50	2.9
SR9	26/9/2014 4:50	28.99	125.5	8.69	1.5	SR9	26/9/2014 10:50	29.19	109.6	7.48	4.1	SR9	26/9/2014 16:50	29.64	143.9	9.78	2.8	SR9	26/9/2014 22:50	29.53	125.3	8.57	2.6
SR9	26/9/2014 4:55	28.99	125.6	8.67	1.6	SR9	26/9/2014 10:55	29.33	108.3	7.39	3.8	SR9	26/9/2014 16:55	29.68	144.3	9.80	3.1	SR9	26/9/2014 22:55	29.52	124.3	8.49	1.9
SR9	26/9/2014 5:00	28.97	117.3	8.07	2.0	SR9	26/9/2014 11:00	29.33	107.7	7.33	3.9	SR9	26/9/2014 17:00	29.71	145.3	9.84	2.3	SR9	26/9/2014 23:00	29.53	124.6	8.46	2.0
SR9	26/9/2014 5:05	28.97	111.8	7.70	2.6	SR9	26/9/2014 11:05	29.32	108.1	7.37	4.2	SR9	26/9/2014 17:05	29.69	144.4	9.81	2.6	SR9	26/9/2014 23:05	29.49	121.7	8.38	2.0
SR9	26/9/2014 5:10	28.99	110.7	7.68	1.9	SR9	26/9/2014 11:10	29.18	109.7	7.50	3.6	SR9	26/9/2014 17:10	29.72	144.2	9.74	2.4	SR9	26/9/2014 23:10	29.47	119.7	8.22	2.0
SR9	26/9/2014 5:15	28.98	109.7	7.61	2.5	SR9	26/9/2014 11:15	29.24	110.1	7.52	3.6	SR9	26/9/2014 17:15	29.65	142.4	9.64	2.6	SR9	26/9/2014 23:15	29.49	120.9	8.29	4.3
SR9	26/9/2014 5:20	28.98	109.4	7.59	4.1	SR9	26/9/2014 11:20	29.22	111.2	7.60	3.5	SR9	26/9/2014 17:20	29.70	143.6	9.72	2.5	SR9	26/9/2014 23:20	29.44	118.8	8.17	2.1
SR9	26/9/2014 5:25	28.99	107.8	7.48	2.3	SR9	26/9/2014 11:25	29.24	112.0	7.64	3.4	SR9	26/9/2014 17:25	29.63	141.6	9.59	2.6	SR9	26/9/2014 23:25	29.44	118.2	8.10	2.1
SR9	26/9/2014 5:30	28.99	108.4	7.53	2.6	SR9	26/9/2014 11:30	29.27	111.7	7.62	3.5	SR9	26/9/2014 17:30	29.55	139.6	9.48	3.4	SR9	26/9/2014 23:30	29.42	117.2	8.07	**8.2**
SR9	26/9/2014 5:35	28.98	105.3	7.32	3.2	SR9	26/9/2014 11:35	29.30	111.5	7.61	3.2	SR9	26/9/2014 17:35	29.57	138.4	9.38	2.8	SR9	26/9/2014 23:35	29.42	116.4	8.03	**6.0**
SR9	26/9/2014 5:40	28.99	106.2	7.39	2.3	SR9	26/9/2014 11:40	29.31	111.7	7.61	4.1	SR9	26/9/2014 17:40	29.51	136.8	9.28	2.9	SR9	26/9/2014 23:40	29.43	117.3	8.04	2.9
SR9	26/9/2014 5:45	28.99	106.3	7.40	2.2	SR9	26/9/2014 11:45	29.47	108.0	7.35	3.3	SR9	26/9/2014 17:45	29.43	131.9	8.97	2.9	SR9	26/9/2014 23:45	29.47	119.2	8.16	3.6
SR9	26/9/2014 5:50	28.98	105.7	7.35	2.3	SR9	26/9/2014 11:50	29.39	111.1	7.56	3.5	SR9	26/9/2014 17:50	29.54	135.4	9.17	2.6	SR9	26/9/2014 23:50	29.51	120.1	8.18	2.8
SR9	26/9/2014 5:55	29.00	110.4	7.68	2.0	SR9	26/9/2014 11:55	29.40	110.5	7.51	3.3	SR9	26/9/2014 17:55	29.48	132.2	8.92	3.7	SR9	26/9/2014 23:55	29.55	121.5	8.24	**8.8**

Station	Timestamp	Temp (° C)	DO (%)	DO (mg/L)	Tur (NTU)	Station	Timestamp	Temp (° C)	DO (%)	DO (mg/L)	Tur (NTU)	Station	Timestamp	Temp (° C)	DO (%)	DO (mg/L)	Tur (NTU)	Station	Timestamp	Temp (°C)	DO (%)	DO (mg/L)	Tur (NTU)
SR10	26/9/2014 0:00	28.85	67.1	**4.51**	3.3	SR10	26/9/2014 6:00	28.64	74.9	**5.06**	4.2	SR10	26/9/2014 12:00	28.80	77.2	**5.17**	3.7	SR10	26/9/2014 18:00	29.13	81.4	**5.44**	3.2
SR10	26/9/2014 0:05	28.86	64.7	**4.35**	3.1	SR10	26/9/2014 6:05	28.65	75.4	**5.07**	3.5	SR10	26/9/2014 12:05	28.82	77.5	**5.19**	3.5	SR10	26/9/2014 18:05	29.11	82.3	**5.51**	3.4
SR10	26/9/2014 0:10	28.83	67.8	**4.54**	3.9	SR10	26/9/2014 6:10	28.66	74.9	**5.05**	3.2	SR10	26/9/2014 12:10	28.83	77.1	**5.16**	3.9	SR10	26/9/2014 18:10	29.09	81.5	**5.46**	3.1
SR10	26/9/2014 0:15	28.84	65.4	**4.38**	4.1	SR10	26/9/2014 6:15	28.68	74.0	**4.97**	3.7	SR10	26/9/2014 12:15	28.82	76.7	**5.14**	4.3	SR10	26/9/2014 18:15	29.08	79.4	**5.32**	3.0
SR10	26/9/2014 0:20	28.83	66.6	**4.47**	**5.7**	SR10	26/9/2014 6:20	28.70	67.5	**4.53**	3.4	SR10	26/9/2014 12:20	28.82	76.4	**5.11**	4.0	SR10	26/9/2014 18:20	29.10	77.7	**5.20**	3.0
SR10	26/9/2014 0:25	28.82	65.4	**4.38**	**5.4**	SR10	26/9/2014 6:25	28.71	67.3	**4.52**	3.9	SR10	26/9/2014 12:25	28.82	75.7	**5.07**	4.7	SR10	26/9/2014 18:25	29.09	78.5	**5.26**	3.7
SR10	26/9/2014 0:30	28.78	75.7	**5.08**	**5.6**	SR10	26/9/2014 6:30	28.71	67.2	**4.51**	3.1	SR10	26/9/2014 12:30	28.83	75.7	**5.07**	4.4	SR10	26/9/2014 18:30	29.06	78.9	**5.29**	4.4
SR10	26/9/2014 0:35	28.77	74.1	**4.97**	**4.8**	SR10	26/9/2014 6:35	28.72	70.6	**4.74**	3.4	SR10	26/9/2014 12:35	28.84	75.9	**5.07**	4.2	SR10	26/9/2014 18:35	29.06	81.6	**5.46**	2.8
SR10	26/9/2014 0:40	28.78	65.2	**4.37**	3.8	SR10	26/9/2014 6:40	28.71	69.0	**4.64**	4.0	SR10	26/9/2014 12:40	28.89	72.6	**4.85**	4.4	SR10	26/9/2014 18:40	29.06	72.4	**4.84**	2.2
SR10	26/9/2014 0:45	28.81	68.1	**4.58**	4.3	SR10	26/9/2014 6:45	28.69	61.4	**4.13**	3.2	SR10	26/9/2014 12:45	28.83	75.6	**5.06**	4.6	SR10	26/9/2014 18:45	29.07	71.2	**4.75**	2.4
SR10	26/9/2014 0:50	28.81	64.0	**4.30**	3.7	SR10	26/9/2014 6:50	28.71	61.6	**4.14**	3.4	SR10	26/9/2014 12:50	28.92	69.7	**4.66**	4.1	SR10	26/9/2014 18:50	29.08	62.8	**4.19**	2.3
SR10	26/9/2014 0:55	28.80	67.8	**4.55**	4.1	SR10	26/9/2014 6:55	28.69	60.5	**4.06**	3.6	SR10	26/9/2014 12:55	28.96	74.7	**4.99**	4.1	SR10	26/9/2014 18:55	29.07	64.2	**4.28**	2.5
SR10	26/9/2014 1:00	28.80	71.1	**4.77**	**7.4**	SR10	26/9/2014 7:00	28.69	59.0	**3.96**	3.3	SR10	26/9/2014 13:00	29.04	76.5	**5.11**	3.8	SR10	26/9/2014 19:00	29.15	60.5	**4.03**	2.5
SR10	26/9/2014 1:05	28.78	75.4	**5.06**	**5.9**	SR10	26/9/2014 7:05	28.69	59.4	**4.00**	**5.9**	SR10	26/9/2014 13:05	29.06	76.1	**5.08**	3.7	SR10	26/9/2014 19:05	29.16	62.2	**4.14**	2.8
SR10	26/9/2014 1:10	28.78	76.1	**5.10**	4.7	SR10	26/9/2014 7:10	28.69	58.6	**3.94**	3.1	SR10	26/9/2014 13:10	29.07	76.7	**5.12**	3.5	SR10	26/9/2014 19:10	29.16	60.6	**4.04**	2.6
SR10	26/9/2014 1:15	28.78	75.7	**5.07**	4.6	SR10	26/9/2014 7:15	28.70	59.8	**4.02**	2.7	SR10	26/9/2014 13:15	29.04	77.4	**5.16**	3.2	SR10	26/9/2014 19:15	29.18	62.5	**4.17**	3.2
SR10	26/9/2014 1:20	28.78	75.2	**5.03**	4.2	SR10	26/9/2014 7:20	28.69	59.3	**3.98**	2.7	SR10	26/9/2014 13:20	29.11	77.5	**5.17**	3.9	SR10	26/9/2014 19:20	29.19	61.0	**4.06**	2.6
SR10	26/9/2014 1:25	28.78	75.0	**5.02**	4.2	SR10	26/9/2014 7:25	28.68	61.2	**4.11**	2.5	SR10	26/9/2014 13:25	29.15	77.9	**5.19**	4.1	SR10	26/9/2014 19:25	29.19	62.1	**4.13**	2.6
SR10	26/9/2014 1:30	28.76	76.2	**5.09**	**4.8**	SR10	26/9/2014 7:30	28.68	60.6	**4.08**	2.5	SR10	26/9/2014 13:30	29.18	78.6	**5.23**	4.2	SR10	26/9/2014 19:30	29.19	63.8	**4.25**	4.0
SR10	26/9/2014 1:35	28.76	75.4	**5.04**	3.7	SR10	26/9/2014 7:35	28.66	62.7	**4.22**	2.5	SR10	26/9/2014 13:35	29.23	77.1	**5.13**	3.0	SR10	26/9/2014 19:35	29.19	61.1	**4.07**	2.3
SR10	26/9/2014 1:40	28.75	76.3	**5.10**	3.5	SR10	26/9/2014 7:40	28.65	61.8	**4.16**	2.4	SR10	26/9/2014 13:40	29.17	76.6	**5.10**	3.6	SR10	26/9/2014 19:40	29.18	63.8	**4.25**	2.5
SR10	26/9/2014 1:45	28.76	75.7	**5.06**	**6.2**	SR10	26/9/2014 7:45	28.62	65.6	**4.42**	2.3	SR10	26/9/2014 13:45	29.24	75.1	**5.00**	2.8	SR10	26/9/2014 19:45	29.17	65.6	**4.38**	2.4
SR10	26/9/2014 1:50	28.76	74.3	**4.97**	4.5	SR10	26/9/2014 7:50	28.62	64.7	**4.36**	2.7	SR10	26/9/2014 13:50	29.21	72.1	**4.80**	3.2	SR10	26/9/2014 19:50	29.13	65.6	**4.38**	2.4
SR10	26/9/2014 1:55	28.77	74.8	**5.00**	4.0	SR10	26/9/2014 7:55	28.63	65.7	**4.43**	2.3	SR10	26/9/2014 13:55	29.34	72.4	**4.81**	2.4	SR10	26/9/2014 19:55	29.10	70.2	**4.69**	2.6
SR10	26/9/2014 2:00	28.77	76.0	**5.09**	3.4	SR10	26/9/2014 8:00	28.65	66.8	**4.50**	2.9	SR10	26/9/2014 14:00	29.35	72.2	**4.79**	2.7	SR10	26/9/2014 20:00	29.11	72.6	**4.86**	3.9
SR10	26/9/2014 2:05	28.77	76.6	**5.11**	4.2	SR10	26/9/2014 8:05	28.66	66.4	**4.47**	3.1	SR10	26/9/2014 14:05	29.38	75.9	**5.05**	2.8	SR10	26/9/2014 20:05	29.08	73.1	**4.89**	3.3
SR10	26/9/2014 2:10	28.78	76.6	**5.11**	4.2	SR10	26/9/2014 8:10	28.67	66.5	**4.48**	2.5	SR10	26/9/2014 14:10	29.26	73.1	**4.85**	3.3	SR10	26/9/2014 20:10	29.08	75.0	**5.01**	3.1
SR10	26/9/2014 2:15	28.87	77.1	**5.15**	3.9	SR10	26/9/2014 8:15	28.67	66.7	**4.49**	2.4	SR10	26/9/2014 14:15	29.30	74.1	**4.92**	2.9	SR10	26/9/2014 20:15	29.09	75.4	**5.03**	3.1
SR10	26/9/2014 2:20	28.94	76.8	**5.11**	4.7	SR10	26/9/2014 8:20	28.67	63.3	**4.26**	2.4	SR10	26/9/2014 14:20	29.32	76.0	**5.04**	3.0	SR10	26/9/2014 20:20	29.08	76.6	**5.11**	3.1
SR10	26/9/2014 2:25	29.14	77.6	**5.14**	**5.9**	SR10	26/9/2014 8:25	28.68	65.2	**4.39**	3.4	SR10	26/9/2014 14:25	29.45	80.5	**5.33**	2.8	SR10	26/9/2014 20:25	29.15	75.7	**5.05**	3.2
SR10	26/9/2014 2:30	29.24	77.7	**5.15**	**5.4**	SR10	26/9/2014 8:30	28.68	65.2	**4.39**	2.7	SR10	26/9/2014 14:30	29.26	80.0	**5.32**	3.1	SR10	26/9/2014 20:30	29.17	76.0	**5.07**	3.5
SR10	26/9/2014 2:35	29.21	78.6	**5.21**	**5.4**	SR10	26/9/2014 8:35	28.67	64.6	**4.35**	3.6	SR10	26/9/2014 14:35	29.21	78.8	**5.25**	3.7	SR10	26/9/2014 20:35	29.16	74.4	**4.96**	3.0
SR10	26/9/2014 2:40	29.05	77.3	**5.13**	**9.6**	SR10	26/9/2014 8:40	28.66	64.2	**4.32**	2.6	SR10	26/9/2014 14:40	29.19	78.9	**5.26**	3.1	SR10	26/9/2014 20:40	29.14	71.0	**4.75**	3.1
SR10	26/9/2014 2:45	29.08	78.0	**5.18**	**5.0**	SR10	26/9/2014 8:45	28.66	65.8	**4.43**	2.3	SR10	26/9/2014 14:45	29.05	78.4	**5.24**	3.7	SR10	26/9/2014 20:45	29.16	73.6	**4.92**	3.2
SR10	26/9/2014 2:50	29.02	77.8	**5.17**	**5.0**	SR10	26/9/2014 8:50	28.63	70.1	**4.73**	2.3	SR10	26/9/2014 14:50	29.26	79.4	**5.29**	2.9	SR10	26/9/2014 20:50	29.15	73.4	**4.91**	3.5
SR10	26/9/2014 2:55	28.95	77.0	**5.13**	**7.4**	SR10	26/9/2014 8:55	28.64	72.2	**4.87**	2.5	SR10	26/9/2014 14:55	29.18	80.1	**5.34**	3.0	SR10	26/9/2014 20:55	29.18	75.6	**5.05**	3.6
SR10	26/9/2014 3:00	28.91	76.8	**5.11**	**6.8**	SR10	26/9/2014 9:00	28.66	71.1	**4.79**	2.5	SR10	26/9/2014 15:00	29.07	78.8	**5.26**	4.5	SR10	26/9/2014 21:00	29.17	71.6	**4.78**	3.2
SR10	26/9/2014 3:05	28.85	76.8	**5.12**	**5.4**	SR10	26/9/2014 9:05	28.65	71.0	**4.79**	2.4	SR10	26/9/2014 15:05	29.08	76.8	**5.13**	**6.3**	SR10	26/9/2014 21:05	29.15	65.8	**4.39**	3.2
SR10	26/9/2014 3:10	28.83	76.7	**5.12**	**5.6**	SR10	26/9/2014 9:10	28.64	71.2	**4.80**	2.7	SR10	26/9/2014 15:10	29.22	80.0	**5.33**	2.8	SR10	26/9/2014 21:10	29.13	66.1	**4.42**	3.7
SR10	26/9/2014 3:15	28.81	76.6	**5.12**	4.6	SR10	26/9/2014 9:15	28.65	67.5	**4.54**	2.9	SR10	26/9/2014 15:15	29.31	79.6	**5.30**	2.7	SR10	26/9/2014 21:15	29.13	66.7	**4.45**	3.9
SR10	26/9/2014 3:20	28.79	76.8	**5.14**	**5.9**	SR10	26/9/2014 9:20	28.65	66.9	**4.51**	2.7	SR10	26/9/2014 15:20	29.21	78.8	**5.26**	2.7	SR10	26/9/2014 21:20	29.12	67.5	**4.51**	3.6
SR10	26/9/2014 3:25	28.78	76.6	**5.12**	**5.0**	SR10	26/9/2014 9:25	28.67	64.5	**4.34**	4.1	SR10	26/9/2014 15:25	29.37	81.1	**5.40**	2.5	SR10	26/9/2014 21:25	29.11	65.0	**4.34**	3.5
SR10	26/9/2014 3:30	28.77	76.4	**5.10**	**5.3**	SR10	26/9/2014 9:30	28.66	62.9	**4.22**	3.2	SR10	26/9/2014 15:30	29.45	82.2	**5.47**	2.5	SR10	26/9/2014 21:30	29.09	61.8	**4.13**	3.8
SR10	26/9/2014 3:35	28.77	75.7	**5.06**	**5.1**	SR10	26/9/2014 9:35	28.67	61.3	**4.11**	3.3	SR10	26/9/2014 15:35	29.29	79.6	**5.30**	2.9	SR10	26/9/2014 21:35	29.09	58.5	**3.92**	3.2
SR10	26/9/2014 3:40	28.72	76.2	**5.11**	**4.8**	SR10	26/9/2014 9:40	28.67	61.2	**4.11**	3.1	SR10	26/9/2014 15:40	29.24	79.8	**5.32**	3.3	SR10	26/9/2014 21:40	29.10	62.3	**4.18**	4.2
SR10	26/9/2014 3:45	28.74	76.2	**5.10**	4.7	SR10	26/9/2014 9:45	28.68	67.7	**4.55**	4.5	SR10	26/9/2014 15:45	29.29	79.8	**5.32**	2.8	SR10	26/9/2014 21:45	29.08	64.2	**4.30**	3.8
SR10	26/9/2014 3:50	28.73	75.9	**5.09**	**5.3**	SR10	26/9/2014 9:50	28.68	64.1	**4.30**	3.7	SR10	26/9/2014 15:50	29.24	78.9	**5.26**	4.2	SR10	26/9/2014 21:50	29.07	58.8	**3.94**	**5.4**
SR10	26/9/2014 3:55	28.70	76.6	**5.14**	4.1	SR10	26/9/2014 9:55	28.69	63.7	**4.28**	4.0	SR10	26/9/2014 15:55	29.23	80.1	**5.34**	3.2	SR10	26/9/2014 21:55	29.05	59.9	**4.00**	3.7
SR10	26/9/2014 4:00	28.73	76.1	**5.10**	**5.0**	SR10	26/9/2014 10:00	28.69	60.9	**4.09**	3.5	SR10	26/9/2014 16:00	29.22	79.4	**5.30**	3.2	SR10	26/9/2014 22:00	29.04	59.1	**3.95**	4.1
SR10	26/9/2014 4:05	28.74	76.5	**5.13**	**5.7**	SR10	26/9/2014 10:05	28.69	62.5	**4.19**	4.0	SR10	26/9/2014 16:05	29.22	79.4	**5.30**	3.3	SR10	26/9/2014 22:05	29.05	56.7	**3.79**	3.6
SR10	26/9/2014 4:10	28.73	76.6	**5.14**	4.2	SR10	26/9/2014 10:10	28.70	62.8	**4.22**	3.9	SR10	26/9/2014 16:10	29.22	79.2	**5.29**	3.4	SR10	26/9/2014 22:10	29.02	50.4	**3.38**	3.2
SR10	26/9/2014 4:15	28.71	76.1	**5.11**	4.5	SR10	26/9/2014 10:15	28.71	61.6	**4.14**	3.9	SR10	26/9/2014 16:15	29.17	79.2	**5.29**	3.5	SR10	26/9/2014 22:15	29.02	58.1	**3.89**	4.1
SR10	26/9/2014 4:20	28.72	76.1	**5.11**	4.2	SR10	26/9/2014 10:20	28.72	61.1	**4.09**	4.1	SR10	26/9/2014 16:20	29.16	78.9	**5.27**	3.6	SR10	26/9/2014 22:20	29.00	56.2	**3.76**	4.4
SR10	26/9/2014 4:25	28.72	76.0	**5.10**	4.5	SR10	26/9/2014 10:25	28.73	63.4	**4.25**	4.2	SR10	26/9/2014 16:25	29.20	79.2	**5.30**	3.7	SR10	26/9/2014 22:25	29.00	57.8	**3.86**	4.4
SR10	26/9/2014 4:30	28.71	76.6	**5.14**	**5.9**	SR10	26/9/2014 10:30	28.76	65.7	**4.39**	3.7	SR10	26/9/2014 16:30	29.12	78.7	**5.26**	4.2	SR10	26/9/2014 22:30	28.98	65.1	**4.35**	4.5
SR10	26/9/2014 4:35	28.69	76.4	**5.13**	4.6	SR10	26/9/2014 10:35	28.74	62.4	**4.18**	4.4	SR10	26/9/2014 16:35	29.11	77.8	**5.21**	3.6	SR10	26/9/2014 22:35	29.00	60.1	**4.02**	4.2
SR10	26/9/2014 4:40	28.72	76.2	**5.14**	**6.0**	SR10	26/9/2014 10:40	28.82	65.0	**4.35**	3.2	SR10	26/9/2014 16:40	29.10	77.9	**5.20**	**5.0**	SR10	26/9/2014 22:40	28.97	67.5	**4.51**	**4.9**
SR10	26/9/2014 4:45	28.69	76.2	**5.11**	**8.3**	SR10	26/9/2014 10:45	28.85	64.7	**4.33**	3.2	SR10	26/9/2014 16:45	29.14	78.8	**5.26**	**6.4**	SR10	26/9/2014 22:45	28.94	74.5	**4.98**	**5.8**
SR10	26/9/2014 4:50	28.70	75.8	**5.09**	**10.4**	SR10	26/9/2014 10:50	28.82	65.1	**4.36**	3.7	SR10	26/9/2014 16:50	29.11	78.8	**5.26**	3.8	SR10	26/9/2014 22:50	28.96	69.9	**4.67**	**5.3**
SR10	26/9/2014 4:55	28.68	75.9	**5.11**	3.9	SR10	26/9/2014 10:55	28.81	64.7	**4.33**	3.5	SR10	26/9/2014 16:55	29.10	78.4	**5.24**	4.2	SR10	26/9/2014 22:55	28.92	75.3	**5.04**	**5.6**
SR10	26/9/2014 5:00	28.70	76.0	**5.11**	3.8	SR10	26/9/2014 11:00	28.72	72.5	**4.86**	4.1	SR10	26/9/2014 17:00	29.12	79.0	**5.27**	3.6	SR10	26/9/2014 23:00	28.88	75.4	**5.04**	**6.4**
SR10	26/9/2014 5:05	28.70	75.8	**5.10**	3.8	SR10	26/9/2014 11:05	28.79	68.1	**4.56**	3.9	SR10	26/9/2014 17:05	29.11	79.2	**5.29**	3.7	SR10	26/9/2014 23:05	28.87	74.1	**4.97**	**6.0**
SR10	26/9/2014 5:10	28.70	75.5	**5.09**	4.1	SR10	26/9/2014 11:10	28.76	71.8	**4.81**	3.9	SR10	26/9/2014 17:10	29.11	80.0	**5.34**	3.3	SR10	26/9/2014 23:10	28.86	75.1	**5.02**	**5.5**
SR10	26/9/2014 5:15	28.67	76.2	**5.14**	**4.9**	SR10	26/9/2014 11:15	28.75	73.9	**4.95**	4.7	SR10	26/9/2014 17:15	29.10	81.1	**5.41**	3.5	SR10	26/9/2014 23:15	28.84	75.4	**5.04**	**5.9**
SR10	26/9/2014 5:20	28.67	76.1	**5.13**	**5.1**	SR10	26/9/2014 11:20	28.73	73.8	**4.95**	4.5	SR10	26/9/2014 17:20	29.08	79.8	**5.33**	3.8	SR10	26/9/2014 23:20	28.86	75.1	**5.03**	**5.3**
SR10	26/9/2014 5:25	28.68	75.6	**5.09**	4.4	SR10	26/9/2014 11:25	28.75	73.4	**4.92**	4.1	SR10	26/9/2014 17:25	29.09	79.8	**5.33**	4.1	SR10	26/9/2014 23:25	28.87	74.6	**4.99**	**5.3**
SR10	26/9/2014 5:30	28.67	75.3	**5.08**	4.3	SR10	26/9/2014 11:30	28.75	75.4	**5.06**	3.9	SR10	26/9/2014 17:30	29.09	79.7	**5.32**	3.3	SR10	26/9/2014 23:30	28.87	74.7	**5.00**	**5.4**
SR10	26/9/2014 5:35	28.65	75.5	**5.10**	**5.4**	SR10	26/9/2014 11:35	28.76	75.3	**5.04**	3.7	SR10	26/9/2014 17:35	29.09	79.5	**5.32**	3.4	SR10	26/9/2014 23:35	28.88	74.8	**5.00**	**5.3**
SR10	26/9/2014 5:40	28.64	76.0	**5.13**	3.8	SR10	26/9/2014 11:40	28.82	74.8	**5.01**	3.8	SR10	26/9/2014 17:40	29.11	79.8	**5.34**	3.2	SR10	26/9/2014 23:40	28.88	74.3	**4.97**	**5.2**
SR10	26/9/2014 5:45	28.63	75.3	**5.08**	3.7	SR10	26/9/2014 11:45	28.81	74.9	**5.03**	3.5	SR10	26/9/2014 17:45	29.13	81.0	**5.42**	3.8	SR10	26/9/2014 23:45	28.89	75.0	**5.02**	**4.9**
SR10	26/9/2014 5:50	28.62	75.4	**5.09**	3.7	SR10	26/9/2014 11:50	28.80	74.5	**4.99**	4.4	SR10	26/9/2014 17:50	29.12	82.3	**5.50**	2.8	SR10	26/9/2014 23:50	28.89	74.7	**4.99**	**4.8**
SR10	26/9/2014 5:55	28.63	75.0	**5.07**	3.8	SR10	26/9/2014 11:55	28.79	76.8	**5.15**	3.6	SR10	26/9/2014 17:55	29.12	82.5	**5.52**	2.8	SR10	26/9/2014 23:55	28.88	74.2	**4.96**	**5.5**

Station	Timestamp	Temp (° C)	DO (%)	DO (mg/L)	Tur (NTU)	Station	Timestamp	Temp (° C)	DO (%)	DO (mg/L)	Tur (NTU)	Station	Timestamp	Temp (° C)	DO (%)	DO (mg/L)	Tur (NTU)	Station	Timestamp	Temp (°C)	DO (%)	DO (mg/L)	Tur (NTU)
SR11	26/9/2014 0:00	29.06	62.4	**3.99**	1.2	SR11	26/9/2014 6:00	28.81	74.7	**4.79**	2.7	SR11	26/9/2014 12:00	29.11	65.0	**4.15**	0.8	SR11	26/9/2014 18:00	29.26	81.2	**5.17**	1.8
SR11	26/9/2014 0:05	29.09	74.2	**4.73**	1.2	SR11	26/9/2014 6:05	28.79	75.4	**4.85**	2.7	SR11	26/9/2014 12:05	29.15	65.6	**4.19**	1.3	SR11	26/9/2014 18:05	29.29	82.0	**5.23**	1.8
SR11	26/9/2014 0:10	29.07	69.1	**4.41**	1.1	SR11	26/9/2014 6:10	28.81	74.5	**4.79**	**4.9**	SR11	26/9/2014 12:10	29.23	68.1	**4.34**	1.0	SR11	26/9/2014 18:10	29.31	81.5	**5.19**	1.8
SR11	26/9/2014 0:15	29.11	75.9	**4.84**	**11.3**	SR11	26/9/2014 6:15	28.79	75.6	**4.86**	2.9	SR11	26/9/2014 12:15	29.21	66.4	**4.24**	1.0	SR11	26/9/2014 18:15	29.31	82.1	**5.23**	1.7
SR11	26/9/2014 0:20	29.06	72.9	**4.65**	1.1	SR11	26/9/2014 6:20	28.76	75.5	**4.85**	2.6	SR11	26/9/2014 12:20	29.18	65.0	**4.15**	1.1	SR11	26/9/2014 18:20	29.28	81.8	**5.21**	1.8
SR11	26/9/2014 0:25	29.06	70.6	**4.51**	**6.7**	SR11	26/9/2014 6:25	28.79	74.8	**4.81**	3.2	SR11	26/9/2014 12:25	29.20	65.7	**4.19**	0.9	SR11	26/9/2014 18:25	29.27	81.4	**5.19**	2.4
SR11	26/9/2014 0:30	29.06	69.7	**4.45**	**6.8**	SR11	26/9/2014 6:30	28.77	75.0	**4.82**	2.7	SR11	26/9/2014 12:30	29.19	65.4	**4.17**	0.9	SR11	26/9/2014 18:30	29.24	81.3	**5.19**	2.6
SR11	26/9/2014 0:35	29.04	72.4	**4.62**	1.5	SR11	26/9/2014 6:35	28.78	75.1	**4.82**	2.8	SR11	26/9/2014 12:35	29.22	66.0	**4.21**	0.8	SR11	26/9/2014 18:35	29.23	80.8	**5.17**	2.2
SR11	26/9/2014 0:40	29.04	69.9	**4.46**	1.7	SR11	26/9/2014 6:40	28.76	74.8	**4.81**	2.6	SR11	26/9/2014 12:40	29.21	67.1	**4.28**	0.7	SR11	26/9/2014 18:40	29.17	75.3	**4.81**	2.5
SR11	26/9/2014 0:45	29.04	71.0	**4.53**	1.6	SR11	26/9/2014 6:45	28.76	75.0	**4.82**	2.7	SR11	26/9/2014 12:45	29.24	67.2	**4.29**	0.7	SR11	26/9/2014 18:45	29.18	78.7	**5.03**	2.3
SR11	26/9/2014 0:50	29.05	74.1	**4.73**	0.6	SR11	26/9/2014 6:50	28.77	75.1	**4.83**	2.8	SR11	26/9/2014 12:50	29.21	65.2	**4.16**	0.8	SR11	26/9/2014 18:50	29.19	76.3	**4.88**	2.2
SR11	26/9/2014 0:55	29.01	67.5	**4.31**	1.2	SR11	26/9/2014 6:55	28.77	74.9	**4.81**	2.5	SR11	26/9/2014 12:55	29.16	67.0	**4.28**	0.8	SR11	26/9/2014 18:55	29.16	79.5	**5.08**	2.7
SR11	26/9/2014 1:00	29.04	73.6	**4.70**	0.7	SR11	26/9/2014 7:00	28.77	74.9	**4.82**	2.5	SR11	26/9/2014 13:00	29.28	68.2	**4.35**	0.4	SR11	26/9/2014 19:00	29.13	80.3	**5.13**	2.5
SR11	26/9/2014 1:05	29.02	69.7	**4.45**	1.0	SR11	26/9/2014 7:05	28.77	74.6	**4.80**	2.2	SR11	26/9/2014 13:05	29.41	68.8	**4.38**	0.7	SR11	26/9/2014 19:05	29.13	80.2	**5.14**	2.7
SR11	26/9/2014 1:10	29.02	69.4	**4.43**	0.7	SR11	26/9/2014 7:10	28.76	75.2	**4.83**	2.5	SR11	26/9/2014 13:10	29.30	69.4	**4.42**	0.6	SR11	26/9/2014 19:10	29.15	80.0	**5.12**	2.6
SR11	26/9/2014 1:15	29.02	71.3	**4.55**	0.7	SR11	26/9/2014 7:15	28.75	75.4	**4.85**	2.5	SR11	26/9/2014 13:15	29.22	68.6	**4.37**	1.1	SR11	26/9/2014 19:15	29.15	80.2	**5.13**	3.1
SR11	26/9/2014 1:20	29.02	72.5	**4.63**	0.8	SR11	26/9/2014 7:20	28.77	74.9	**4.81**	2.3	SR11	26/9/2014 13:20	29.32	69.8	**4.45**	0.5	SR11	26/9/2014 19:20	29.12	80.4	**5.14**	2.4
SR11	26/9/2014 1:25	29.01	69.1	**4.42**	0.8	SR11	26/9/2014 7:25	28.71	75.0	**4.83**	2.0	SR11	26/9/2014 13:25	29.29	68.3	**4.35**	0.8	SR11	26/9/2014 19:25	29.15	79.8	**5.11**	2.3
SR11	26/9/2014 1:30	29.00	69.2	**4.42**	0.8	SR11	26/9/2014 7:30	28.69	75.8	**4.89**	2.3	SR11	26/9/2014 13:30	29.40	69.8	**4.44**	0.7	SR11	26/9/2014 19:30	29.15	79.1	**5.06**	2.6
SR11	26/9/2014 1:35	28.99	68.5	**4.38**	1.2	SR11	26/9/2014 7:35	28.72	75.8	**4.88**	2.5	SR11	26/9/2014 13:35	29.44	69.1	**4.40**	1.0	SR11	26/9/2014 19:35	29.20	80.2	**5.13**	2.7
SR11	26/9/2014 1:40	29.00	69.3	**4.43**	0.5	SR11	26/9/2014 7:40	28.71	75.6	**4.87**	2.5	SR11	26/9/2014 13:40	29.42	72.8	**4.63**	0.9	SR11	26/9/2014 19:40	29.19	80.0	**5.12**	2.1
SR11	26/9/2014 1:45	28.99	68.2	**4.36**	0.7	SR11	26/9/2014 7:45	28.73	74.9	**4.82**	2.2	SR11	26/9/2014 13:45	29.36	68.8	**4.38**	0.9	SR11	26/9/2014 19:45	29.13	79.7	**5.10**	4.2
SR11	26/9/2014 1:50	28.97	67.4	**4.31**	1.0	SR11	26/9/2014 7:50	28.73	74.4	**4.80**	2.4	SR11	26/9/2014 13:50	29.41	69.4	**4.41**	0.8	SR11	26/9/2014 19:50	29.20	81.1	**5.18**	2.2
SR11	26/9/2014 1:55	28.99	70.5	**4.50**	0.7	SR11	26/9/2014 7:55	28.74	74.6	**4.80**	2.4	SR11	26/9/2014 13:55	29.49	72.5	**4.61**	1.1	SR11	26/9/2014 19:55	29.24	81.8	**5.23**	2.1
SR11	26/9/2014 2:00	28.95	66.9	**4.28**	1.3	SR11	26/9/2014 8:00	28.77	74.5	**4.79**	2.4	SR11	26/9/2014 14:00	29.56	73.0	**4.63**	1.0	SR11	26/9/2014 20:00	29.25	80.7	**5.15**	2.1
SR11	26/9/2014 2:05	28.97	68.1	**4.35**	0.8	SR11	26/9/2014 8:05	28.76	74.4	**4.79**	2.9	SR11	26/9/2014 14:05	29.56	72.7	**4.61**	1.3	SR11	26/9/2014 20:05	29.31	83.3	**5.31**	2.5
SR11	26/9/2014 2:10	28.96	67.3	**4.30**	1.2	SR11	26/9/2014 8:10	28.78	74.6	**4.79**	2.6	SR11	26/9/2014 14:10	29.47	72.2	**4.59**	0.9	SR11	26/9/2014 20:10	29.29	80.4	**5.13**	3.4
SR11	26/9/2014 2:15	28.96	65.7	**4.20**	1.2	SR11	26/9/2014 8:15	28.78	74.7	**4.80**	2.3	SR11	26/9/2014 14:15	29.50	70.2	**4.45**	0.8	SR11	26/9/2014 20:15	29.27	79.7	**5.08**	1.9
SR11	26/9/2014 2:20	28.96	68.1	**4.35**	1.7	SR11	26/9/2014 8:20	28.78	75.1	**4.83**	2.5	SR11	26/9/2014 14:20	29.56	71.6	**4.54**	0.9	SR11	26/9/2014 20:20	29.24	76.3	**4.87**	1.7
SR11	26/9/2014 2:25	28.95	66.1	**4.22**	0.8	SR11	26/9/2014 8:25	28.78	75.2	**4.83**	2.8	SR11	26/9/2014 14:25	29.58	76.2	**4.83**	1.8	SR11	26/9/2014 20:25	29.24	76.5	**4.88**	1.5
SR11	26/9/2014 2:30	28.96	68.5	**4.38**	0.8	SR11	26/9/2014 8:30	28.78	75.6	**4.86**	2.4	SR11	26/9/2014 14:30	29.60	72.6	**4.60**	0.9	SR11	26/9/2014 20:30	29.23	78.0	**4.98**	1.9
SR11	26/9/2014 2:35	28.94	65.6	**4.19**	0.9	SR11	26/9/2014 8:35	28.76	74.9	**4.82**	2.4	SR11	26/9/2014 14:35	29.51	70.7	**4.48**	0.8	SR11	26/9/2014 20:35	29.23	70.8	**4.52**	1.8
SR11	26/9/2014 2:40	28.95	66.3	**4.24**	0.6	SR11	26/9/2014 8:40	28.75	75.7	**4.87**	2.7	SR11	26/9/2014 14:40	29.58	70.8	**4.49**	0.7	SR11	26/9/2014 20:40	29.20	70.7	**4.51**	1.7
SR11	26/9/2014 2:45	28.96	68.9	**4.41**	0.4	SR11	26/9/2014 8:45	28.77	73.5	**4.72**	2.2	SR11	26/9/2014 14:45	29.54	69.9	**4.44**	0.9	SR11	26/9/2014 20:45	29.18	70.1	**4.48**	2.0
SR11	26/9/2014 2:50	28.93	64.5	**4.12**	0.6	SR11	26/9/2014 8:50	28.80	74.1	**4.76**	3.4	SR11	26/9/2014 14:50	29.54	69.8	**4.42**	0.8	SR11	26/9/2014 20:50	29.18	68.6	**4.38**	2.1
SR11	26/9/2014 2:55	28.95	65.5	**4.19**	0.6	SR11	26/9/2014 8:55	28.81	74.2	**4.77**	2.3	SR11	26/9/2014 14:55	29.51	69.3	**4.40**	0.6	SR11	26/9/2014 20:55	29.17	76.3	**4.88**	2.2
SR11	26/9/2014 3:00	28.92	63.2	**4.04**	0.6	SR11	26/9/2014 9:00	28.80	72.4	**4.65**	2.5	SR11	26/9/2014 15:00	29.58	70.2	**4.45**	0.4	SR11	26/9/2014 21:00	29.17	71.4	**4.56**	1.5
SR11	26/9/2014 3:05	28.97	68.3	**4.37**	0.7	SR11	26/9/2014 9:05	28.81	75.0	**4.81**	2.2	SR11	26/9/2014 15:05	29.56	71.0	**4.50**	2.4	SR11	26/9/2014 21:05	29.14	71.8	**4.59**	1.5
SR11	26/9/2014 3:10	28.92	63.7	**4.07**	0.6	SR11	26/9/2014 9:10	28.80	73.7	**4.73**	2.3	SR11	26/9/2014 15:10	29.43	69.4	**4.41**	0.5	SR11	26/9/2014 21:10	29.11	72.0	**4.61**	2.1
SR11	26/9/2014 3:15	28.94	64.4	**4.12**	0.6	SR11	26/9/2014 9:15	28.81	72.6	**4.66**	2.1	SR11	26/9/2014 15:15	29.67	72.9	**4.62**	0.4	SR11	26/9/2014 21:15	29.11	77.7	**4.97**	1.7
SR11	26/9/2014 3:20	28.92	64.3	**4.11**	0.4	SR11	26/9/2014 9:20	28.81	72.4	**4.65**	2.1	SR11	26/9/2014 15:20	29.65	72.6	**4.60**	0.7	SR11	26/9/2014 21:20	29.09	78.8	**5.04**	2.0
SR11	26/9/2014 3:25	28.97	69.1	**4.42**	3.2	SR11	26/9/2014 9:25	28.82	72.6	**4.66**	2.1	SR11	26/9/2014 15:25	29.70	75.3	**4.76**	0.8	SR11	26/9/2014 21:25	29.06	79.7	**5.10**	1.6
SR11	26/9/2014 3:30	28.95	67.7	**4.33**	0.6	SR11	26/9/2014 9:30	28.83	74.0	**4.75**	2.0	SR11	26/9/2014 15:30	29.83	78.7	**4.97**	1.0	SR11	26/9/2014 21:30	29.07	79.8	**5.11**	1.7
SR11	26/9/2014 3:35	28.92	63.7	**4.07**	0.5	SR11	26/9/2014 9:35	28.82	70.7	**4.54**	2.0	SR11	26/9/2014 15:35	29.62	74.1	**4.70**	0.8	SR11	26/9/2014 21:35	29.02	79.3	**5.08**	1.8
SR11	26/9/2014 3:40	28.93	63.4	**4.06**	0.7	SR11	26/9/2014 9:40	28.82	72.4	**4.65**	2.1	SR11	26/9/2014 15:40	29.78	79.8	**5.05**	0.8	SR11	26/9/2014 21:40	29.05	78.7	**5.05**	1.6
SR11	26/9/2014 3:45	28.91	65.1	**4.16**	1.1	SR11	26/9/2014 9:45	28.81	76.3	**4.90**	2.2	SR11	26/9/2014 15:45	29.55	76.0	**4.82**	1.3	SR11	26/9/2014 21:45	29.01	79.0	**5.06**	1.5
SR11	26/9/2014 3:50	28.91	61.8	**3.95**	2.4	SR11	26/9/2014 9:50	28.79	77.3	**4.97**	2.0	SR11	26/9/2014 15:50	29.29	74.5	**4.74**	2.0	SR11	26/9/2014 21:50	29.04	76.3	**4.89**	1.7
SR11	26/9/2014 3:55	28.91	64.8	**4.15**	2.8	SR11	26/9/2014 9:55	28.80	76.7	**4.93**	2.2	SR11	26/9/2014 15:55	29.41	72.9	**4.63**	1.0	SR11	26/9/2014 21:55	29.04	73.6	**4.71**	1.2
SR11	26/9/2014 4:00	28.92	67.8	**4.33**	1.4	SR11	26/9/2014 10:00	28.81	76.8	**4.94**	1.9	SR11	26/9/2014 16:00	29.64	79.5	**5.03**	0.8	SR11	26/9/2014 22:00	29.07	68.8	**4.41**	1.1
SR11	26/9/2014 4:05	28.91	65.7	**4.20**	1.2	SR11	26/9/2014 10:05	28.82	77.2	**4.96**	1.8	SR11	26/9/2014 16:05	29.64	80.6	**5.11**	0.9	SR11	26/9/2014 22:05	29.08	61.7	**3.95**	1.1
SR11	26/9/2014 4:10	28.88	60.2	**3.85**	1.7	SR11	26/9/2014 10:10	28.85	77.8	**4.99**	2.4	SR11	26/9/2014 16:10	29.46	76.4	**4.85**	1.1	SR11	26/9/2014 22:10	29.12	58.4	**3.74**	1.3
SR11	26/9/2014 4:15	28.87	64.8	**4.15**	2.1	SR11	26/9/2014 10:15	28.87	76.7	**4.92**	1.7	SR11	26/9/2014 16:15	29.22	66.9	**4.27**	3.3	SR11	26/9/2014 22:15	29.12	60.2	**3.85**	0.6
SR11	26/9/2014 4:20	28.86	62.9	**4.03**	**5.9**	SR11	26/9/2014 10:20	28.88	72.9	**4.68**	1.6	SR11	26/9/2014 16:20	29.22	65.0	**4.15**	4.7	SR11	26/9/2014 22:20	29.15	61.2	**3.91**	0.9
SR11	26/9/2014 4:25	28.86	55.5	**3.55**	1.3	SR11	26/9/2014 10:25	28.86	66.7	**4.28**	2.4	SR11	26/9/2014 16:25	29.14	64.5	**4.12**	**5.0**	SR11	26/9/2014 22:25	29.16	67.6	**4.32**	1.4
SR11	26/9/2014 4:30	28.88	62.3	**3.99**	1.6	SR11	26/9/2014 10:30	28.91	76.5	**4.91**	1.9	SR11	26/9/2014 16:30	29.11	63.1	**4.03**	4.7	SR11	26/9/2014 22:30	29.14	63.2	**4.04**	1.0
SR11	26/9/2014 4:35	28.86	59.7	**3.83**	0.7	SR11	26/9/2014 10:35	28.89	63.5	**4.07**	2.1	SR11	26/9/2014 16:35	29.10	61.1	**3.90**	4.6	SR11	26/9/2014 22:35	29.14	61.7	**3.95**	0.5
SR11	26/9/2014 4:40	28.87	65.9	**4.22**	1.3	SR11	26/9/2014 10:40	28.92	71.6	**4.59**	1.6	SR11	26/9/2014 16:40	29.00	63.2	**4.04**	**4.9**	SR11	26/9/2014 22:40	29.14	65.2	**4.17**	0.7
SR11	26/9/2014 4:45	28.85	63.2	**4.04**	2.0	SR11	26/9/2014 10:45	28.94	68.2	**4.37**	1.9	SR11	26/9/2014 16:45	29.26	63.5	**4.05**	1.1	SR11	26/9/2014 22:45	29.17	72.7	**4.64**	1.3
SR11	26/9/2014 4:50	28.89	67.9	**4.34**	1.4	SR11	26/9/2014 10:50	28.96	67.9	**4.35**	1.7	SR11	26/9/2014 16:50	29.21	64.1	**4.08**	1.6	SR11	26/9/2014 22:50	29.16	70.1	**4.48**	2.8
SR11	26/9/2014 4:55	28.89	70.4	**4.50**	**6.7**	SR11	26/9/2014 10:55	28.97	68.8	**4.41**	1.4	SR11	26/9/2014 16:55	29.35	64.9	**4.13**	1.0	SR11	26/9/2014 22:55	29.16	68.2	**4.36**	1.2
SR11	26/9/2014 5:00	28.85	66.5	**4.26**	**10.8**	SR11	26/9/2014 11:00	28.99	66.2	**4.24**	1.4	SR11	26/9/2014 17:00	29.40	69.4	**4.41**	0.7	SR11	26/9/2014 23:00	29.16	68.1	**4.35**	1.3
SR11	26/9/2014 5:05	28.86	67.6	**4.33**	3.3	SR11	26/9/2014 11:05	28.98	67.9	**4.35**	1.4	SR11	26/9/2014 17:05	29.41	72.1	**4.58**	0.8	SR11	26/9/2014 23:05	29.16	67.3	**4.30**	1.2
SR11	26/9/2014 5:10	28.86	66.0	**4.22**	1.1	SR11	26/9/2014 11:10	29.00	70.1	**4.49**	2.3	SR11	26/9/2014 17:10	29.42	69.8	**4.44**	0.5	SR11	26/9/2014 23:10	29.16	66.6	**4.25**	1.1
SR11	26/9/2014 5:15	28.88	69.1	**4.42**	**9.8**	SR11	26/9/2014 11:15	28.91	65.2	**4.18**	3.5	SR11	26/9/2014 17:15	29.33	65.9	**4.20**	0.8	SR11	26/9/2014 23:15	29.14	70.6	**4.51**	0.8
SR11	26/9/2014 5:20	28.88	67.5	**4.32**	2.9	SR11	26/9/2014 11:20	29.00	66.9	**4.28**	1.5	SR11	26/9/2014 17:20	29.33	65.1	**4.14**	0.6	SR11	26/9/2014 23:20	29.14	70.2	**4.49**	0.7
SR11	26/9/2014 5:25	28.90	73.5	**4.70**	**10.6**	SR11	26/9/2014 11:25	28.96	65.2	**4.17**	0.9	SR11	26/9/2014 17:25	29.34	64.6	**4.12**	0.4	SR11	26/9/2014 23:25	29.14	69.5	**4.44**	0.7
SR11	26/9/2014 5:30	28.87	69.7	**4.46**	1.2	SR11	26/9/2014 11:30	28.94	64.8	**4.15**	1.0	SR11	26/9/2014 17:30	29.29	64.0	**4.08**	1.0	SR11	26/9/2014 23:30	29.13	71.0	**4.54**	0.8
SR11	26/9/2014 5:35	28.85	68.4	**4.39**	1.4	SR11	26/9/2014 11:35	28.93	65.5	**4.20**	1.0	SR11	26/9/2014 17:35	29.29	64.6	**4.11**	0.8	SR11	26/9/2014 23:35	29.14	70.6	**4.51**	0.9
SR11	26/9/2014 5:40	28.83	69.0	**4.43**	3.8	SR11	26/9/2014 11:40	28.95	64.3	**4.12**	0.9	SR11	26/9/2014 17:40	29.24	64.1	**4.08**	1.0	SR11	26/9/2014 23:40	29.16	70.1	**4.48**	1.3
SR11	26/9/2014 5:45	28.84	69.9	**4.48**	1.5	SR11	26/9/2014 11:45	28.95	64.9	**4.15**	1.0	SR11	26/9/2014 17:45	29.25	63.8	**4.07**	1.4	SR11	26/9/2014 23:45	29.16	70.8	**4.52**	1.4
SR11	26/9/2014 5:50	28.84	71.3	**4.57**	1.4	SR11	26/9/2014 11:50	28.99	64.0	**4.10**	0.8	SR11	26/9/2014 17:50	29.43	81.6	**5.18**	1.4	SR11	26/9/2014 23:50	29.13	67.6	**4.32**	0.8
SR11	26/9/2014 5:55	28.79	73.5	**4.72**	2.4	SR11	26/9/2014 11:55	29.04	64.1	**4.10**	0.9	SR11	26/9/2014 17:55	29.26	81.5	**5.19**	1.7	SR11	26/9/2014 23:55	29.14	69.5	**4.44**	0.8

Station	Timestamp	Temp (° C)	DO (%)	DO (mg/L)	Tur (NTU)	Station	Timestamp	Temp (° C)	DO (%)	DO (mg/L)	Tur (NTU)	Station	Timestamp	Temp (° C)	DO (%)	DO (mg/L)	Tur (NTU)	Station	Timestamp	Temp (°C)	DO (%)	DO (mg/L)	Tur (NTU)
SR12	26/9/2014 0:01	28.92	71.7	4.68	4.7	SR12	26/9/2014 6:01	28.78	69.9	4.58	5.3	SR12	26/9/2014 12:01	29.05	71.5	4.66	4.2	SR12	26/9/2014 18:01	29.15	73.9	4.83	5.9
SR12	26/9/2014 0:06	28.93	72.1	4.71	5.1	SR12	26/9/2014 6:06	28.79	69.9	4.58	7.4	SR12	26/9/2014 12:06	29.05	71.3	4.65	3.9	SR12	26/9/2014 18:06	29.15	72.1	4.71	5.9
SR12	26/9/2014 0:11	28.92	70.8	4.62	4.9	SR12	26/9/2014 6:11	28.79	69.0	4.52	6.8	SR12	26/9/2014 12:11	29.05	71.4	4.66	4.0	SR12	26/9/2014 18:11	29.14	71.5	4.67	8.6
SR12	26/9/2014 0:16	28.93	72.2	4.72	5.1	SR12	26/9/2014 6:16	28.81	68.8	4.50	7.9	SR12	26/9/2014 12:16	29.04	71.5	4.66	3.9	SR12	26/9/2014 18:16	29.13	72.4	4.72	7.1
SR12	26/9/2014 0:21	28.95	72.8	4.76	5.0	SR12	26/9/2014 6:21	28.81	67.2	4.40	7.9	SR12	26/9/2014 12:21	29.04	70.2	4.58	3.8	SR12	26/9/2014 18:21	29.13	72.8	4.75	5.8
SR12	26/9/2014 0:26	28.95	72.3	4.73	4.9	SR12	26/9/2014 6:26	28.81	68.2	4.46	7.5	SR12	26/9/2014 12:26	29.04	71.6	4.67	4.2	SR12	26/9/2014 18:26	29.10	70.8	4.62	7.2
SR12	26/9/2014 0:31	28.95	72.5	4.74	5.2	SR12	26/9/2014 6:31	28.81	67.8	4.43	6.2	SR12	26/9/2014 12:31	29.04	71.5	4.67	4.5	SR12	26/9/2014 18:31	29.11	72.0	4.70	5.5
SR12	26/9/2014 0:36	28.96	73.0	4.77	5.1	SR12	26/9/2014 6:36	28.81	67.1	4.39	6.3	SR12	26/9/2014 12:36	29.07	73.3	4.79	3.6	SR12	26/9/2014 18:36	29.10	70.5	4.60	6.4
SR12	26/9/2014 0:41	28.96	72.4	4.73	4.9	SR12	26/9/2014 6:41	28.82	67.4	4.41	7.1	SR12	26/9/2014 12:41	29.03	72.2	4.72	4.7	SR12	26/9/2014 18:41	29.08	69.6	4.54	6.9
SR12	26/9/2014 0:46	28.97	73.0	4.77	5.1	SR12	26/9/2014 6:46	28.82	66.9	4.37	6.1	SR12	26/9/2014 12:46	29.05	73.1	4.77	4.3	SR12	26/9/2014 18:46	29.07	68.2	4.45	6.5
SR12	26/9/2014 0:51	28.97	72.6	4.75	5.6	SR12	26/9/2014 6:51	28.82	67.1	4.39	6.3	SR12	26/9/2014 12:51	29.08	73.8	4.82	4.1	SR12	26/9/2014 18:51	29.05	68.8	4.49	5.9
SR12	26/9/2014 0:56	28.97	73.0	4.77	5.6	SR12	26/9/2014 6:56	28.82	66.7	4.36	7.4	SR12	26/9/2014 12:56	29.07	73.8	4.82	4.2	SR12	26/9/2014 18:56	29.05	67.3	4.39	6.0
SR12	26/9/2014 1:01	28.97	72.9	4.77	5.5	SR12	26/9/2014 7:01	28.82	67.0	4.38	6.7	SR12	26/9/2014 13:01	29.08	73.7	4.82	4.0	SR12	26/9/2014 19:01	29.03	67.4	4.40	5.7
SR12	26/9/2014 1:06	28.97	73.1	4.78	5.8	SR12	26/9/2014 7:06	28.82	66.6	4.35	6.8	SR12	26/9/2014 13:06	29.07	73.4	4.80	4.4	SR12	26/9/2014 19:06	29.02	67.4	4.40	6.4
SR12	26/9/2014 1:11	28.97	72.2	4.72	6.1	SR12	26/9/2014 7:11	28.82	66.3	4.33	**13.3**	SR12	26/9/2014 13:11	29.08	73.6	4.81	4.5	SR12	26/9/2014 19:11	29.01	67.4	4.40	5.3
SR12	26/9/2014 1:16	28.96	72.0	4.71	5.5	SR12	26/9/2014 7:16	28.82	66.4	4.34	9.6	SR12	26/9/2014 13:16	29.09	73.7	4.81	4.9	SR12	26/9/2014 19:16	29.00	67.7	4.42	5.2
SR12	26/9/2014 1:21	28.96	72.7	4.76	5.2	SR12	26/9/2014 7:21	28.82	66.5	4.35	8.4	SR12	26/9/2014 13:21	29.08	73.0	4.77	4.9	SR12	26/9/2014 19:21	28.99	67.4	4.40	5.3
SR12	26/9/2014 1:26	28.96	72.4	4.73	4.9	SR12	26/9/2014 7:26	28.82	65.3	4.26	8.0	SR12	26/9/2014 13:26	29.07	73.0	4.77	4.8	SR12	26/9/2014 19:26	28.99	68.0	4.44	5.9
SR12	26/9/2014 1:31	28.95	72.6	4.75	6.1	SR12	26/9/2014 7:31	28.81	66.9	4.37	7.3	SR12	26/9/2014 13:31	29.06	73.2	4.79	5.1	SR12	26/9/2014 19:31	28.99	67.4	4.40	5.2
SR12	26/9/2014 1:36	28.95	72.5	4.74	6.1	SR12	26/9/2014 7:36	28.82	66.9	4.36	7.9	SR12	26/9/2014 13:36	29.04	72.9	4.77	6.1	SR12	26/9/2014 19:36	29.00	68.6	4.48	5.5
SR12	26/9/2014 1:41	28.95	72.0	4.71	5.6	SR12	26/9/2014 7:41	28.82	66.7	4.35	7.3	SR12	26/9/2014 13:41	29.05	72.7	4.76	4.9	SR12	26/9/2014 19:41	28.99	67.2	4.38	5.7
SR12	26/9/2014 1:46	28.94	71.8	4.70	6.3	SR12	26/9/2014 7:46	28.82	66.9	4.37	6.5	SR12	26/9/2014 13:46	29.05	72.8	4.76	5.2	SR12	26/9/2014 19:46	28.98	67.1	4.38	6.0
SR12	26/9/2014 1:51	28.94	72.1	4.72	7.3	SR12	26/9/2014 7:51	28.82	66.3	4.33	6.4	SR12	26/9/2014 13:51	29.06	72.8	4.76	4.6	SR12	26/9/2014 19:51	28.97	66.6	4.35	5.6
SR12	26/9/2014 1:56	28.94	71.9	4.70	6.8	SR12	26/9/2014 7:56	28.82	66.4	4.34	6.7	SR12	26/9/2014 13:56	29.10	74.0	4.83	6.3	SR12	26/9/2014 19:56	28.99	67.8	4.42	6.1
SR12	26/9/2014 2:01	28.94	71.8	4.69	6.2	SR12	26/9/2014 8:01	28.82	66.8	4.36	5.8	SR12	26/9/2014 14:01	29.10	73.9	4.83	5.8	SR12	26/9/2014 20:01	28.98	67.4	4.40	5.1
SR12	26/9/2014 2:06	28.93	71.6	4.68	6.0	SR12	26/9/2014 8:06	28.82	67.4	4.40	5.9	SR12	26/9/2014 14:06	29.13	74.3	4.86	5.5	SR12	26/9/2014 20:06	29.00	66.7	4.36	4.7
SR12	26/9/2014 2:11	28.93	71.9	4.70	5.9	SR12	26/9/2014 8:11	28.82	67.1	4.38	5.4	SR12	26/9/2014 14:11	29.13	74.0	4.83	5.5	SR12	26/9/2014 20:11	29.00	66.6	4.35	4.9
SR12	26/9/2014 2:16	28.93	71.9	4.70	6.5	SR12	26/9/2014 8:16	28.82	66.5	4.34	5.5	SR12	26/9/2014 14:16	29.13	73.9	4.83	5.5	SR12	26/9/2014 20:16	28.98	66.6	4.35	4.4
SR12	26/9/2014 2:21	28.92	71.9	4.70	6.5	SR12	26/9/2014 8:21	28.82	67.0	4.37	5.6	SR12	26/9/2014 14:21	29.13	73.8	4.82	5.7	SR12	26/9/2014 20:21	28.98	66.9	4.37	4.8
SR12	26/9/2014 2:26	28.92	71.8	4.70	6.6	SR12	26/9/2014 8:26	28.82	65.2	4.26	5.6	SR12	26/9/2014 14:26	29.12	73.5	4.80	5.7	SR12	26/9/2014 20:26	28.97	67.2	4.39	4.2
SR12	26/9/2014 2:31	28.92	71.4	4.67	7.7	SR12	26/9/2014 8:31	28.82	65.1	4.25	5.8	SR12	26/9/2014 14:31	29.12	73.2	4.78	6.2	SR12	26/9/2014 20:31	28.97	67.6	4.41	4.7
SR12	26/9/2014 2:36	28.91	71.3	4.67	7.3	SR12	26/9/2014 8:36	28.82	65.1	4.25	5.0	SR12	26/9/2014 14:36	29.12	73.2	4.78	6.6	SR12	26/9/2014 20:36	28.97	67.1	4.38	4.7
SR12	26/9/2014 2:41	28.91	71.0	4.64	9.5	SR12	26/9/2014 8:41	28.82	65.3	4.26	5.8	SR12	26/9/2014 14:41	29.12	73.0	4.77	6.0	SR12	26/9/2014 20:41	28.97	66.4	4.33	4.4
SR12	26/9/2014 2:46	28.90	71.1	4.65	8.4	SR12	26/9/2014 8:46	28.82	65.2	4.25	5.4	SR12	26/9/2014 14:46	29.11	72.5	4.74	6.3	SR12	26/9/2014 20:46	28.97	66.7	4.35	4.8
SR12	26/9/2014 2:51	28.90	70.7	4.62	8.6	SR12	26/9/2014 8:51	28.82	64.5	4.21	7.2	SR12	26/9/2014 14:51	29.10	72.3	4.73	6.6	SR12	26/9/2014 20:51	28.97	65.0	4.24	4.0
SR12	26/9/2014 2:56	28.89	71.1	4.65	8.2	SR12	26/9/2014 8:56	28.82	65.9	4.30	6.2	SR12	26/9/2014 14:56	29.10	72.3	4.72	7.0	SR12	26/9/2014 20:56	28.96	65.8	4.29	4.2
SR12	26/9/2014 3:01	28.89	70.9	4.64	8.2	SR12	26/9/2014 9:01	28.82	63.3	4.13	8.5	SR12	26/9/2014 15:01	29.10	72.7	4.75	6.9	SR12	26/9/2014 21:01	28.95	65.9	4.30	3.9
SR12	26/9/2014 3:06	28.87	72.0	4.71	8.2	SR12	26/9/2014 9:06	28.82	63.5	4.14	7.1	SR12	26/9/2014 15:06	29.11	72.9	4.76	8.3	SR12	26/9/2014 21:06	28.97	65.7	4.28	4.5
SR12	26/9/2014 3:11	28.87	71.4	4.67	8.7	SR12	26/9/2014 9:11	28.83	65.8	4.30	5.0	SR12	26/9/2014 15:11	29.13	73.1	4.77	8.4	SR12	26/9/2014 21:11	28.96	66.1	4.31	4.5
SR12	26/9/2014 3:16	28.87	71.0	4.64	8.5	SR12	26/9/2014 9:16	28.82	64.9	4.23	6.4	SR12	26/9/2014 15:16	29.15	73.5	4.80	9.2	SR12	26/9/2014 21:16	28.96	64.2	4.19	4.1
SR12	26/9/2014 3:21	28.86	70.7	4.62	8.4	SR12	26/9/2014 9:21	28.82	64.7	4.23	7.7	SR12	26/9/2014 15:21	29.15	73.2	4.78	8.4	SR12	26/9/2014 21:21	28.96	66.0	4.31	4.1
SR12	26/9/2014 3:26	28.84	71.2	4.66	8.6	SR12	26/9/2014 9:26	28.82	64.0	4.17	7.5	SR12	26/9/2014 15:26	29.15	73.3	4.78	8.2	SR12	26/9/2014 21:26	28.97	62.1	4.05	6.9
SR12	26/9/2014 3:31	28.84	70.7	4.62	7.9	SR12	26/9/2014 9:31	28.82	63.8	4.17	6.0	SR12	26/9/2014 15:31	29.14	73.4	4.79	8.6	SR12	26/9/2014 21:31	28.96	64.4	4.20	4.4
SR12	26/9/2014 3:36	28.83	70.7	4.62	7.8	SR12	26/9/2014 9:36	28.82	63.6	4.15	6.0	SR12	26/9/2014 15:36	29.13	74.0	4.83	8.7	SR12	26/9/2014 21:36	28.97	64.7	4.22	5.8
SR12	26/9/2014 3:41	28.82	71.2	4.65	8.4	SR12	26/9/2014 9:41	28.83	64.4	4.21	4.7	SR12	26/9/2014 15:41	29.14	74.3	4.85	8.3	SR12	26/9/2014 21:41	28.97	64.0	4.18	4.5
SR12	26/9/2014 3:46	28.81	71.1	4.65	8.7	SR12	26/9/2014 9:46	28.83	65.4	4.27	5.2	SR12	26/9/2014 15:46	29.14	74.2	4.84	8.8	SR12	26/9/2014 21:46	28.97	65.4	4.27	5.0
SR12	26/9/2014 3:51	28.80	71.2	4.65	8.9	SR12	26/9/2014 9:51	28.83	65.7	4.29	5.5	SR12	26/9/2014 15:51	29.13	73.5	4.79	9.4	SR12	26/9/2014 21:51	28.98	65.4	4.26	4.4
SR12	26/9/2014 3:56	28.79	71.4	4.66	9.3	SR12	26/9/2014 9:56	28.83	65.0	4.24	5.2	SR12	26/9/2014 15:56	29.12	73.0	4.76	**10.1**	SR12	26/9/2014 21:56	28.97	66.5	4.34	4.2
SR12	26/9/2014 4:01	28.79	71.4	4.67	9.5	SR12	26/9/2014 10:01	28.83	66.0	4.31	5.5	SR12	26/9/2014 16:01	29.09	73.0	4.76	9.2	SR12	26/9/2014 22:01	28.97	63.3	4.13	6.2
SR12	26/9/2014 4:06	28.79	71.7	4.69	9.3	SR12	26/9/2014 10:06	28.83	66.7	4.35	4.7	SR12	26/9/2014 16:06	29.05	72.9	4.75	**12.0**	SR12	26/9/2014 22:06	28.96	63.2	4.12	5.9
SR12	26/9/2014 4:11	28.79	72.1	4.71	8.0	SR12	26/9/2014 10:11	28.83	66.1	4.31	4.4	SR12	26/9/2014 16:11	29.06	73.5	4.79	8.9	SR12	26/9/2014 22:11	28.95	64.3	4.19	6.7
SR12	26/9/2014 4:16	28.79	71.5	4.68	7.5	SR12	26/9/2014 10:16	28.83	63.1	4.12	5.3	SR12	26/9/2014 16:16	29.09	73.9	4.82	8.3	SR12	26/9/2014 22:16	28.95	63.0	4.11	5.2
SR12	26/9/2014 4:21	28.79	71.5	4.68	8.1	SR12	26/9/2014 10:21	28.83	62.4	4.07	5.8	SR12	26/9/2014 16:21	29.10	74.4	4.85	7.1	SR12	26/9/2014 22:21	28.94	63.0	4.11	6.6
SR12	26/9/2014 4:26	28.78	72.2	4.72	7.6	SR12	26/9/2014 10:26	28.82	62.2	4.06	6.1	SR12	26/9/2014 16:26	29.09	74.0	4.83	7.3	SR12	26/9/2014 22:26	28.95	64.9	4.23	4.7
SR12	26/9/2014 4:31	28.79	72.2	4.72	7.9	SR12	26/9/2014 10:31	28.82	63.6	4.15	6.3	SR12	26/9/2014 16:31	29.14	75.7	4.94	6.2	SR12	26/9/2014 22:31	28.95	64.2	4.19	4.8
SR12	26/9/2014 4:36	28.78	72.3	4.73	7.2	SR12	26/9/2014 10:36	28.84	63.2	4.12	4.9	SR12	26/9/2014 16:36	29.16	75.6	4.93	5.9	SR12	26/9/2014 22:36	28.95	64.6	4.21	4.8
SR12	26/9/2014 4:41	28.79	72.5	4.75	7.2	SR12	26/9/2014 10:41	28.82	63.2	4.12	7.2	SR12	26/9/2014 16:41	29.13	75.1	4.90	6.5	SR12	26/9/2014 22:41	28.94	62.6	4.08	5.0
SR12	26/9/2014 4:46	28.78	72.6	4.75	6.4	SR12	26/9/2014 10:46	28.81	63.7	4.15	5.8	SR12	26/9/2014 16:46	29.16	76.1	4.97	5.8	SR12	26/9/2014 22:46	28.94	63.2	4.12	4.8
SR12	26/9/2014 4:51	28.79	72.4	4.74	6.9	SR12	26/9/2014 10:51	28.94	67.2	4.38	4.0	SR12	26/9/2014 16:51	29.16	75.6	4.93	6.0	SR12	26/9/2014 22:51	28.92	64.2	4.19	4.7
SR12	26/9/2014 4:56	28.79	72.2	4.73	8.7	SR12	26/9/2014 10:56	28.89	65.6	4.27	4.9	SR12	26/9/2014 16:56	29.13	74.7	4.88	7.1	SR12	26/9/2014 22:56	28.91	68.9	4.50	4.3
SR12	26/9/2014 5:01	28.79	72.4	4.74	7.2	SR12	26/9/2014 11:01	28.89	67.2	4.38	5.1	SR12	26/9/2014 17:01	29.13	74.5	4.86	6.7	SR12	26/9/2014 23:01	28.90	69.0	4.51	4.7
SR12	26/9/2014 5:06	28.78	72.8	4.77	6.3	SR12	26/9/2014 11:06	28.90	67.8	4.42	5.6	SR12	26/9/2014 17:06	29.17	76.0	4.96	6.1	SR12	26/9/2014 23:06	28.91	68.9	4.50	4.7
SR12	26/9/2014 5:11	28.79	72.5	4.75	6.1	SR12	26/9/2014 11:11	28.90	66.9	4.36	5.7	SR12	26/9/2014 17:11	29.18	76.0	4.96	6.0	SR12	26/9/2014 23:11	28.91	68.9	4.50	4.9
SR12	26/9/2014 5:16	28.79	72.1	4.72	6.2	SR12	26/9/2014 11:16	28.90	66.4	4.33	4.9	SR12	26/9/2014 17:16	29.19	76.1	4.97	5.3	SR12	26/9/2014 23:16	28.92	67.6	4.41	5.2
SR12	26/9/2014 5:21	28.79	71.8	4.70	6.4	SR12	26/9/2014 11:21	28.96	68.6	4.46	4.7	SR12	26/9/2014 17:21	29.18	75.0	4.89	5.9	SR12	26/9/2014 23:21	28.92	67.0	4.37	5.9
SR12	26/9/2014 5:26	28.78	70.4	4.61	5.9	SR12	26/9/2014 11:26	28.96	68.0	4.43	4.5	SR12	26/9/2014 17:26	29.18	74.9	4.89	6.1	SR12	26/9/2014 23:26	28.92	67.3	4.39	5.3
SR12	26/9/2014 5:31	28.77	70.6	4.62	5.4	SR12	26/9/2014 11:31	28.97	68.2	4.43	4.5	SR12	26/9/2014 17:31	29.18	74.8	4.88	5.9	SR12	26/9/2014 23:31	29.00	70.8	4.63	4.2
SR12	26/9/2014 5:36	28.78	69.6	4.56	5.9	SR12	26/9/2014 11:36	28.98	68.0	4.42	4.1	SR12	26/9/2014 17:36	29.18	74.7	4.87	5.8	SR12	26/9/2014 23:36	29.01	69.9	4.57	5.0
SR12	26/9/2014 5:41	28.77	69.8	4.57	6.0	SR12	26/9/2014 11:41	29.05	71.6	4.66	3.8	SR12	26/9/2014 17:41	29.18	74.6	4.87	6.6	SR12	26/9/2014 23:41	29.00	68.5	4.48	4.9
SR12	26/9/2014 5:46	28.79	70.1	4.60	6.1	SR12	26/9/2014 11:46	29.04	71.2	4.64	3.9	SR12	26/9/2014 17:46	29.19	73.1	4.77	6.3	SR12	26/9/2014 23:46	29.02	70.2	4.59	4.7
SR12	26/9/2014 5:51	28.79	70.4	4.61	6.9	SR12	26/9/2014 11:51	29.06	73.4	4.79	4.1	SR12	26/9/2014 17:51	29.19	72.8	4.75	5.4	SR12	26/9/2014 23:51	29.03	69.4	4.53	4.6
SR12	26/9/2014 5:56	28.78	70.2	4.60	6.8	SR12	26/9/2014 11:56	29.04	71.8	4.68	4.0	SR12	26/9/2014 17:56	29.15	73.3	4.79	5.9	SR12	26/9/2014 23:56	29.03	68.5	4.47	4.5

Station	Timestamp	Temp (° C)	DO (%)	DO (mg/L)	Tur (NTU)	Station	Timestamp	Temp (° C)	DO (%)	DO (mg/L)	Tur (NTU)	Station	Timestamp	Temp (° C)	DO (%)	DO (mg/L)	Tur (NTU)	Station	Timestamp	Temp (°C)	DO (%)	DO (mg/L)	Tur (NTU)
SR13	26/9/2014 0:00	28.78	66.8	**4.36**	3.8	SR13	26/9/2014 6:00	28.82	68.6	**4.49**	4.3	SR13	26/9/2014 12:00	28.87	68.3	**4.46**	3.6	SR13	26/9/2014 18:00	29.06	68.0	**4.44**	8.3
SR13	26/9/2014 0:05	28.78	66.5	**4.34**	2.9	SR13	26/9/2014 6:05	28.82	68.0	**4.45**	3.5	SR13	26/9/2014 12:05	28.88	67.5	**4.41**	3.6	SR13	26/9/2014 18:05	29.06	67.9	**4.43**	7.9
SR13	26/9/2014 0:10	28.78	66.2	**4.32**	2.8	SR13	26/9/2014 6:10	28.82	67.3	**4.41**	3.2	SR13	26/9/2014 12:10	28.88	67.2	**4.38**	2.9	SR13	26/9/2014 18:10	29.06	67.1	**4.38**	4.5
SR13	26/9/2014 0:15	28.78	66.4	**4.34**	2.9	SR13	26/9/2014 6:15	28.82	67.2	**4.40**	3.2	SR13	26/9/2014 12:15	28.88	67.1	**4.38**	3.2	SR13	26/9/2014 18:15	29.06	67.4	**4.40**	5.0
SR13	26/9/2014 0:20	28.78	65.4	**4.27**	3.0	SR13	26/9/2014 6:20	28.81	67.5	**4.42**	3.7	SR13	26/9/2014 12:20	28.89	67.1	**4.38**	3.2	SR13	26/9/2014 18:20	29.06	66.6	**4.34**	3.7
SR13	26/9/2014 0:25	28.78	65.7	**4.29**	3.0	SR13	26/9/2014 6:25	28.82	67.9	**4.44**	3.9	SR13	26/9/2014 12:25	28.88	66.4	**4.34**	2.8	SR13	26/9/2014 18:25	29.06	67.6	**4.41**	11.1
SR13	26/9/2014 0:30	28.78	65.2	**4.26**	3.1	SR13	26/9/2014 6:30	28.81	67.9	**4.44**	4.4	SR13	26/9/2014 12:30	28.94	67.0	**4.37**	2.4	SR13	26/9/2014 18:30	29.02	68.5	**4.47**	7.2
SR13	26/9/2014 0:35	28.78	65.0	**4.24**	2.4	SR13	26/9/2014 6:35	28.82	67.7	**4.43**	3.4	SR13	26/9/2014 12:35	28.98	69.0	**4.50**	2.8	SR13	26/9/2014 18:35	29.03	68.7	**4.49**	8.3
SR13	26/9/2014 0:40	28.78	65.7	**4.29**	2.7	SR13	26/9/2014 6:40	28.81	67.5	**4.42**	3.2	SR13	26/9/2014 12:40	28.94	68.3	**4.46**	3.0	SR13	26/9/2014 18:40	29.02	69.1	**4.51**	6.6
SR13	26/9/2014 0:45	28.77	66.6	**4.35**	2.1	SR13	26/9/2014 6:45	28.81	67.3	**4.41**	2.9	SR13	26/9/2014 12:45	28.94	68.3	**4.45**	2.2	SR13	26/9/2014 18:45	29.02	69.7	**4.55**	7.5
SR13	26/9/2014 0:50	28.77	66.7	**4.36**	2.2	SR13	26/9/2014 6:50	28.82	68.7	**4.50**	4.2	SR13	26/9/2014 12:50	28.97	68.8	**4.49**	2.3	SR13	26/9/2014 18:50	29.02	69.8	**4.56**	8.3
SR13	26/9/2014 0:55	28.77	67.0	**4.37**	2.1	SR13	26/9/2014 6:55	28.82	68.4	**4.48**	5.1	SR13	26/9/2014 12:55	29.07	69.1	**4.50**	1.5	SR13	26/9/2014 18:55	29.02	69.6	**4.55**	7.8
SR13	26/9/2014 1:00	28.77	66.0	**4.31**	1.7	SR13	26/9/2014 7:00	28.82	68.6	**4.49**	7.0	SR13	26/9/2014 13:00	29.11	69.8	**4.54**	1.7	SR13	26/9/2014 19:00	29.00	69.7	**4.56**	7.5
SR13	26/9/2014 1:05	28.77	67.0	**4.38**	2.4	SR13	26/9/2014 7:05	28.82	67.9	**4.44**	6.1	SR13	26/9/2014 13:05	29.06	69.5	**4.53**	2.2	SR13	26/9/2014 19:05	29.02	69.8	**4.56**	7.4
SR13	26/9/2014 1:10	28.77	65.9	**4.30**	2.2	SR13	26/9/2014 7:10	28.82	67.9	**4.45**	4.8	SR13	26/9/2014 13:10	29.06	69.1	**4.50**	1.4	SR13	26/9/2014 19:10	28.99	69.9	**4.57**	6.5
SR13	26/9/2014 1:15	28.77	66.2	**4.33**	2.1	SR13	26/9/2014 7:15	28.81	68.1	**4.46**	4.0	SR13	26/9/2014 13:15	29.03	68.9	**4.49**	1.8	SR13	26/9/2014 19:15	29.00	70.0	**4.58**	6.7
SR13	26/9/2014 1:20	28.77	66.0	**4.31**	2.0	SR13	26/9/2014 7:20	28.81	67.6	**4.43**	3.0	SR13	26/9/2014 13:20	29.06	67.7	**4.41**	1.3	SR13	26/9/2014 19:20	28.99	70.2	**4.59**	6.4
SR13	26/9/2014 1:25	28.76	66.6	**4.35**	2.0	SR13	26/9/2014 7:25	28.80	67.9	**4.44**	3.5	SR13	26/9/2014 13:25	29.06	68.4	**4.46**	1.6	SR13	26/9/2014 19:25	28.99	70.0	**4.58**	6.1
SR13	26/9/2014 1:30	28.74	67.1	**4.39**	1.7	SR13	26/9/2014 7:30	28.80	67.8	**4.44**	2.8	SR13	26/9/2014 13:30	29.03	69.0	**4.50**	2.2	SR13	26/9/2014 19:30	29.00	69.6	**4.55**	5.5
SR13	26/9/2014 1:35	28.74	67.2	**4.39**	2.9	SR13	26/9/2014 7:35	28.81	68.1	**4.46**	3.9	SR13	26/9/2014 13:35	29.03	70.1	**4.57**	3.1	SR13	26/9/2014 19:35	28.99	69.4	**4.54**	4.9
SR13	26/9/2014 1:40	28.74	66.5	**4.34**	1.5	SR13	26/9/2014 7:40	28.80	68.3	**4.48**	4.0	SR13	26/9/2014 13:40	29.04	74.1	**4.83**	10.0	SR13	26/9/2014 19:40	29.00	68.8	**4.50**	5.6
SR13	26/9/2014 1:45	28.74	65.5	**4.28**	1.5	SR13	26/9/2014 7:45	28.81	68.3	**4.47**	4.3	SR13	26/9/2014 13:45	29.04	71.5	**4.66**	3.4	SR13	26/9/2014 19:45	29.00	69.0	**4.51**	5.2
SR13	26/9/2014 1:50	28.75	65.9	**4.31**	1.4	SR13	26/9/2014 7:50	28.81	67.8	**4.44**	4.1	SR13	26/9/2014 13:50	29.03	71.2	**4.64**	3.5	SR13	26/9/2014 19:50	29.00	69.1	**4.51**	5.4
SR13	26/9/2014 1:55	28.75	65.4	**4.27**	1.5	SR13	26/9/2014 7:55	28.81	67.3	**4.41**	4.3	SR13						SR13	26/9/2014 19:55	29.00	68.8	**4.50**	5.8
SR13	26/9/2014 2:00	28.76	65.8	**4.30**	2.9	SR13	26/9/2014 8:00	28.81	66.6	**4.36**	6.7	SR13						SR13	26/9/2014 20:00	29.01	69.2	**4.52**	6.0
SR13	26/9/2014 2:05	28.76	65.5	**4.28**	2.2	SR13	26/9/2014 8:05	28.81	66.9	**4.38**	3.6	SR13	26/9/2014 14:05	29.06	70.9	**4.62**	5.3	SR13	26/9/2014 20:05	29.01	68.8	**4.50**	5.6
SR13	26/9/2014 2:10	28.76	65.9	**4.31**	1.5	SR13	26/9/2014 8:10	28.81	66.4	**4.35**	3.2	SR13	26/9/2014 14:10	29.07	70.5	**4.59**	3.6	SR13	26/9/2014 20:10	29.01	68.5	**4.47**	5.2
SR13	26/9/2014 2:15	28.76	66.9	**4.37**	2.2	SR13	26/9/2014 8:15	28.81	66.3	**4.34**	3.0	SR13	26/9/2014 14:15	29.09	69.7	**4.54**	2.5	SR13	26/9/2014 20:15	29.01	68.4	**4.47**	4.8
SR13	26/9/2014 2:20	28.76	66.9	**4.37**	2.3	SR13	26/9/2014 8:20	28.81	66.8	**4.37**	3.4	SR13	26/9/2014 14:20	29.09	69.4	**4.52**	2.0	SR13	26/9/2014 20:20	29.01	68.1	**4.45**	4.8
SR13	26/9/2014 2:25	28.76	66.5	**4.34**	2.3	SR13	26/9/2014 8:25	28.81	65.9	**4.31**	5.7	SR13	26/9/2014 14:25	29.07	68.9	**4.49**	1.6	SR13	26/9/2014 20:25	29.02	68.2	**4.46**	5.2
SR13	26/9/2014 2:30	28.76	65.6	**4.29**	2.6	SR13	26/9/2014 8:30	28.81	66.1	**4.33**	5.6	SR13	26/9/2014 14:30	29.04	67.3	**4.38**	1.9	SR13	26/9/2014 20:30	29.01	67.2	**4.39**	4.1
SR13	26/9/2014 2:35	28.75	65.2	**4.26**	2.1	SR13	26/9/2014 8:35	28.81	66.5	**4.36**	7.2	SR13	26/9/2014 14:35	29.06	66.9	**4.36**	1.1	SR13	26/9/2014 20:35	29.01	67.3	**4.40**	4.2
SR13	26/9/2014 2:40	28.75	65.2	**4.26**	1.9	SR13	26/9/2014 8:40	28.81	66.1	**4.33**	5.5	SR13	26/9/2014 14:40	29.09	68.4	**4.45**	1.2	SR13	26/9/2014 20:40	29.00	67.4	**4.41**	3.3
SR13	26/9/2014 2:45	28.76	66.3	**4.33**	2.4	SR13	26/9/2014 8:45	28.81	66.1	**4.33**	4.2	SR13	26/9/2014 14:45	29.07	67.7	**4.41**	1.0	SR13	26/9/2014 20:45	29.01	68.2	**4.46**	5.6
SR13	26/9/2014 2:50	28.76	65.7	**4.29**	2.2	SR13	26/9/2014 8:50	28.81	65.9	**4.32**	3.7	SR13	26/9/2014 14:50	29.07	68.3	**4.45**	2.7	SR13	26/9/2014 20:50	29.00	67.4	**4.40**	7.6
SR13	26/9/2014 2:55	28.76	66.1	**4.32**	2.3	SR13	26/9/2014 8:55	28.81	66.4	**4.35**	4.7	SR13	26/9/2014 14:55	29.08	66.6	**4.34**	0.7	SR13	26/9/2014 20:55	29.00	66.6	**4.35**	6.1
SR13	26/9/2014 3:00	28.76	68.0	**4.44**	3.8	SR13	26/9/2014 9:00	28.81	66.7	**4.36**	6.4	SR13	26/9/2014 15:00	29.16	68.6	**4.46**	1.1	SR13	26/9/2014 21:00	29.00	67.0	**4.38**	5.6
SR13	26/9/2014 3:05	28.79	68.2	**4.46**	3.9	SR13	26/9/2014 9:05	28.81	66.4	**4.35**	4.3	SR13	26/9/2014 15:05	29.13	68.7	**4.47**	1.3	SR13	26/9/2014 21:05	29.01	66.9	**4.37**	5.2
SR13	26/9/2014 3:10	28.82	69.0	**4.51**	4.8	SR13	26/9/2014 9:10	28.80	66.2	**4.33**	3.5	SR13	26/9/2014 15:10	29.12	68.8	**4.48**	2.2	SR13	26/9/2014 21:10	29.01	67.3	**4.39**	4.9
SR13	26/9/2014 3:15	28.81	68.5	**4.48**	4.7	SR13	26/9/2014 9:15	28.80	65.6	**4.30**	3.8	SR13	26/9/2014 15:15	29.09	66.5	**4.33**	1.1	SR13	26/9/2014 21:15	29.00	66.5	**4.34**	4.9
SR13	26/9/2014 3:20	28.79	68.2	**4.46**	4.3	SR13	26/9/2014 9:20	28.80	65.7	**4.30**	3.7	SR13	26/9/2014 15:20	29.09	68.0	**4.43**	0.9	SR13	26/9/2014 21:20	28.99	66.5	**4.34**	5.6
SR13	26/9/2014 3:25	28.79	68.2	**4.46**	3.9	SR13	26/9/2014 9:25	28.81	65.8	**4.31**	3.1	SR13	26/9/2014 15:25	29.10	68.8	**4.49**	1.9	SR13	26/9/2014 21:25	28.97	65.4	**4.27**	6.3
SR13	26/9/2014 3:30	28.80	68.6	**4.49**	5.0	SR13	26/9/2014 9:30	28.80	66.2	**4.33**	2.7	SR13	26/9/2014 15:30	29.10	68.7	**4.48**	0.8	SR13	26/9/2014 21:30	29.00	66.1	**4.32**	4.8
SR13	26/9/2014 3:35	28.80	67.8	**4.43**	5.4	SR13	26/9/2014 9:35	28.80	66.2	**4.33**	3.1	SR13	26/9/2014 15:35	29.10	69.2	**4.51**	1.8	SR13	26/9/2014 21:35	29.00	66.6	**4.35**	5.5
SR13	26/9/2014 3:40	28.79	67.3	**4.40**	3.8	SR13	26/9/2014 9:40	28.81	66.8	**4.37**	4.1	SR13	26/9/2014 15:40	29.09	67.8	**4.42**	1.3	SR13	26/9/2014 21:40	29.00	66.3	**4.33**	3.8
SR13	26/9/2014 3:45	28.80	67.1	**4.39**	3.7	SR13	26/9/2014 9:45	28.81	65.5	**4.29**	6.2	SR13	26/9/2014 15:45	29.10	67.8	**4.42**	1.0	SR13	26/9/2014 21:45	29.00	66.5	**4.34**	5.3
SR13	26/9/2014 3:50	28.79	66.6	**4.36**	3.1	SR13	26/9/2014 9:50	28.80	66.6	**4.36**	5.4	SR13	26/9/2014 15:50	29.09	67.1	**4.38**	1.0	SR13	26/9/2014 21:50	29.00	66.8	**4.36**	5.0
SR13	26/9/2014 3:55	28.77	65.5	**4.29**	2.8	SR13	26/9/2014 9:55	28.79	66.3	**4.33**	6.5	SR13	26/9/2014 15:55	29.09	68.6	**4.47**	1.5	SR13	26/9/2014 21:55	29.00	66.2	**4.32**	4.6
SR13	26/9/2014 4:00	28.77	66.5	**4.35**	3.2	SR13	26/9/2014 10:00	28.80	66.4	**4.34**	5.6	SR13	26/9/2014 16:00	29.08	67.6	**4.41**	1.5	SR13	26/9/2014 22:00	28.99	66.4	**4.34**	3.9
SR13	26/9/2014 4:05	28.77	66.7	**4.37**	3.3	SR13	26/9/2014 10:05	28.82	67.2	**4.40**	5.3	SR13	26/9/2014 16:05	29.09	70.2	**4.58**	2.2	SR13	26/9/2014 22:05	28.99	67.0	**4.37**	3.4
SR13	26/9/2014 4:10	28.80	67.9	**4.44**	4.5	SR13	26/9/2014 10:10	28.82	67.3	**4.40**	4.9	SR13	26/9/2014 16:10	29.09	69.7	**4.54**	6.4	SR13	26/9/2014 22:10	29.00	65.7	**4.29**	3.8
SR13	26/9/2014 4:15	28.80	68.3	**4.47**	4.0	SR13	26/9/2014 10:15	28.82	67.2	**4.39**	5.5	SR13	26/9/2014 16:15	29.08	77.0	**5.03**	**28.9**	SR13	26/9/2014 22:15	29.00	65.9	**4.31**	4.2
SR13	26/9/2014 4:20	28.82	68.9	**4.51**	3.9	SR13	26/9/2014 10:20	28.82	67.0	**4.38**	4.7	SR13	26/9/2014 16:20	29.08	71.3	**4.65**	8.0	SR13	26/9/2014 22:20	29.00	65.9	**4.30**	3.5
SR13	26/9/2014 4:25	28.82	68.8	**4.50**	3.7	SR13	26/9/2014 10:25	28.82	66.8	**4.37**	4.6	SR13	26/9/2014 16:25	29.09	70.7	**4.61**	3.6	SR13	26/9/2014 22:25	29.00	65.7	**4.29**	4.1
SR13	26/9/2014 4:30	28.82	68.5	**4.49**	3.2	SR13	26/9/2014 10:30	28.81	66.7	**4.36**	5.2	SR13	26/9/2014 16:30	29.08	68.7	**4.48**	4.2	SR13	26/9/2014 22:30	28.99	65.8	**4.30**	3.7
SR13	26/9/2014 4:35	28.82	68.8	**4.50**	4.3	SR13	26/9/2014 10:35	28.81	66.3	**4.33**	4.7	SR13	26/9/2014 16:35	29.08	68.5	**4.47**	3.0	SR13	26/9/2014 22:35	28.96	66.7	**4.36**	6.2
SR13	26/9/2014 4:40	28.81	68.3	**4.47**	3.1	SR13	26/9/2014 10:40	28.81	66.2	**4.33**	3.6	SR13	26/9/2014 16:40	29.07	68.0	**4.44**	1.7	SR13	26/9/2014 22:40	28.99	66.8	**4.36**	5.8
SR13	26/9/2014 4:45	28.82	68.4	**4.48**	2.9	SR13	26/9/2014 10:45	28.82	66.3	**4.33**	3.7	SR13	26/9/2014 16:45	29.07	69.3	**4.52**	2.5	SR13	26/9/2014 22:45	28.95	65.9	**4.30**	8.7
SR13	26/9/2014 4:50	28.83	68.2	**4.46**	3.4	SR13	26/9/2014 10:50	28.81	65.7	**4.29**	3.2	SR13	26/9/2014 16:50	29.07	68.7	**4.48**	5.0	SR13	26/9/2014 22:50	28.94	65.8	**4.29**	13.1
SR13	26/9/2014 4:55	28.83	68.2	**4.46**	3.2	SR13	26/9/2014 10:55	28.91	68.6	**4.48**	3.4	SR13	26/9/2014 16:55	29.06	71.6	**4.67**	5.7	SR13	26/9/2014 22:55	28.95	66.1	**4.31**	8.6
SR13	26/9/2014 5:00	28.83	68.0	**4.45**	3.1	SR13	26/9/2014 11:00	28.87	67.9	**4.44**	3.4	SR13	26/9/2014 17:00	29.07	69.7	**4.55**	7.6	SR13	26/9/2014 23:00	28.94	65.3	**4.26**	10.3
SR13	26/9/2014 5:05	28.82	67.9	**4.45**	2.9	SR13	26/9/2014 11:05	28.89	67.8	**4.43**	3.3	SR13	26/9/2014 17:05	29.07	69.8	**4.55**	5.8	SR13	26/9/2014 23:05	28.94	66.1	**4.31**	6.0
SR13	26/9/2014 5:10	28.82	68.5	**4.49**	2.7	SR13	26/9/2014 11:10	28.88	68.1	**4.45**	3.3	SR13	26/9/2014 17:10	29.07	69.1	**4.51**	4.3	SR13	26/9/2014 23:10	28.94	66.8	**4.36**	4.5
SR13	26/9/2014 5:15	28.82	68.2	**4.47**	3.6	SR13	26/9/2014 11:15	28.87	67.7	**4.42**	3.2	SR13	26/9/2014 17:15	29.06	69.4	**4.53**	5.9	SR13	26/9/2014 23:15	28.94	66.5	**4.34**	4.2
SR13	26/9/2014 5:20	28.83	68.4	**4.48**	3.5	SR13	26/9/2014 11:20	28.87	67.2	**4.39**	3.1	SR13	26/9/2014 17:20	29.06	69.9	**4.56**	5.8	SR13	26/9/2014 23:20	28.94	66.8	**4.36**	4.4
SR13	26/9/2014 5:25	28.83	67.9	**4.45**	2.6	SR13	26/9/2014 11:25	28.87	66.8	**4.36**	2.5	SR13	26/9/2014 17:25	29.07	69.0	**4.50**	3.2	SR13	26/9/2014 23:25	28.94	66.4	**4.33**	4.7
SR13	26/9/2014 5:30	28.83	67.8	**4.44**	2.6	SR13	26/9/2014 11:30	28.86	66.3	**4.33**	2.0	SR13	26/9/2014 17:30	29.07	68.5	**4.47**	6.3	SR13	26/9/2014 23:30	28.94	65.4	**4.27**	3.9
SR13	26/9/2014 5:35	28.83	67.5	**4.42**	2.3	SR13	26/9/2014 11:35	28.86	66.4	**4.34**	2.7	SR13	26/9/2014 17:35	29.07	69.1	**4.51**	6.6	SR13	26/9/2014 23:35	28.94	66.4	**4.33**	4.6
SR13	26/9/2014 5:40	28.83	67.1	**4.39**	2.0	SR13	26/9/2014 11:40	28.86	66.4	**4.34**	3.3	SR13	26/9/2014 17:40	29.07	67.8	**4.42**	5.0	SR13	26/9/2014 23:40	28.94	66.0	**4.31**	3.9
SR13	26/9/2014 5:45	28.83	67.4	**4.41**	2.1	SR13	26/9/2014 11:45	28.85	65.6	**4.29**	3.3	SR13	26/9/2014 17:45	29.06	68.1	**4.44**	5.4	SR13	26/9/2014 23:45	28.94	65.5	**4.27**	4.4
SR13	26/9/2014 5:50	28.82	67.0	**4.39**	2.0	SR13	26/9/2014 11:50	28.83	64.8	**4.23**	3.6	SR13	26/9/2014 17:50	29.06	67.7	**4.42**	4.8	SR13	26/9/2014 23:50	28.92	65.8	**4.30**	3.0
SR13	26/9/2014 5:55	28.82	68.8	**4.51**	5.0	SR13	26/9/2014 11:55	28.84	66.1	**4.32**	4.2	SR13	26/9/2014 17:55	29.06	67.8	**4.43**	6.6	SR13	26/9/2014 23:55	28.93	66.6	**4.35**	4.4

Station	Timestamp	NH_3 (mg/L)				Station	Timestamp	NH_3 (mg/L)			
SR4	26/9/2014 0:17	0.05				SR12	26/9/2014 0:17	0.06			
SR4	26/9/2014 0:37	0.05				SR12	26/9/2014 0:37	0.06			
SR4	26/9/2014 0:57	0.04				SR12	26/9/2014 0:57	0.06			
SR4	26/9/2014 1:17	0.04				SR12	26/9/2014 1:17	0.06			
SR4	26/9/2014 1:37	0.03				SR12	26/9/2014 1:37	0.06			
SR4	26/9/2014 1:57	0.05				SR12	26/9/2014 1:57	0.04			
SR4	26/9/2014 2:17	0.04				SR12	26/9/2014 2:17	0.05			
SR4	26/9/2014 2:37	0.04				SR12	26/9/2014 2:37	0.05			
SR4	26/9/2014 2:57	0.04				SR12	26/9/2014 2:57	0.05			
SR4	26/9/2014 3:17	0.04				SR12	26/9/2014 3:17	0.04			
SR4	26/9/2014 3:37	0.05				SR12	26/9/2014 3:37	0.05			
SR4	26/9/2014 3:57	0.04				SR12	26/9/2014 3:57	0.05			
SR4	26/9/2014 4:17	0.05				SR12	26/9/2014 4:17	0.05			
SR4	26/9/2014 4:37	0.05				SR12	26/9/2014 4:37	0.05			
SR4	26/9/2014 4:57	0.05				SR12	26/9/2014 4:57	0.04			
SR4	26/9/2014 5:17	0.04				SR12	26/9/2014 5:17	0.04			
SR4	26/9/2014 5:37	0.04				SR12	26/9/2014 5:37	0.06			
SR4	26/9/2014 5:57	0.04				SR12	26/9/2014 5:57	0.06			
SR4						SR12					
SR4	26/9/2014 6:37	0.04				SR12	26/9/2014 6:37	0.06			
SR4	26/9/2014 6:57	0.03				SR12	26/9/2014 6:57	0.06			
SR4	26/9/2014 7:17	0.05				SR12	26/9/2014 7:17	0.05			
SR4	26/9/2014 7:37	0.05				SR12	26/9/2014 7:37	0.05			
SR4	26/9/2014 7:57	0.05				SR12	26/9/2014 7:57	0.06			
SR4	26/9/2014 8:17	0.05				SR12	26/9/2014 8:17	0.06			
SR4	26/9/2014 8:37	0.05				SR12	26/9/2014 8:37	0.05			
SR4	26/9/2014 8:57	0.05				SR12	26/9/2014 8:57	0.06			
SR4	26/9/2014 9:17	0.06				SR12	26/9/2014 9:17	0.05			
SR4	26/9/2014 9:37	0.06				SR12	26/9/2014 9:37	0.08			
SR4	26/9/2014 9:57	0.06				SR12	26/9/2014 9:57	0.08			
SR4	26/9/2014 10:17	0.07				SR12	26/9/2014 10:17	0.06			
SR4	26/9/2014 10:37	0.06				SR12	26/9/2014 10:37	0.06			
SR4	26/9/2014 10:57	0.06				SR12	26/9/2014 10:57	0.06			
SR4	26/9/2014 11:17	0.06				SR12	26/9/2014 11:17	0.06			
SR4	26/9/2014 11:37	0.07				SR12	26/9/2014 11:37	0.06			
SR4	26/9/2014 11:57	0.06				SR12	26/9/2014 11:57	0.06			
SR4	26/9/2014 12:17	0.06				SR12	26/9/2014 12:17	0.07			
SR4	26/9/2014 12:37	0.07				SR12	26/9/2014 12:37	0.05			
SR4	26/9/2014 12:57	0.06				SR12	26/9/2014 12:57	0.06			
SR4	26/9/2014 13:17	0.06				SR12	26/9/2014 13:17	0.06			
SR4	26/9/2014 13:37	0.06				SR12	26/9/2014 13:37	0.06			
SR4	26/9/2014 13:57	0.06				SR12	26/9/2014 13:57	0.08			
SR4	26/9/2014 14:17	0.07				SR12	26/9/2014 14:17	0.08			
SR4	26/9/2014 14:37	0.09				SR12	26/9/2014 14:37	0.08			
SR4	26/9/2014 14:57	0.09				SR12	26/9/2014 14:57	0.07			
SR4	26/9/2014 15:17	0.09				SR12	26/9/2014 15:17	0.07			
SR4	26/9/2014 15:37	0.09				SR12	26/9/2014 15:37	0.07			
SR4	26/9/2014 15:57	0.08				SR12	26/9/2014 15:57	0.07			
SR4	26/9/2014 16:17	0.08				SR12	26/9/2014 16:17	0.06			
SR4	26/9/2014 16:37	0.08				SR12	26/9/2014 16:37	0.06			
SR4	26/9/2014 16:57	0.08				SR12	26/9/2014 16:57	0.07			
SR4	26/9/2014 17:17	0.08				SR12	26/9/2014 17:17	0.06			
SR4	26/9/2014 17:37	0.07				SR12	26/9/2014 17:37	0.07			
SR4	26/9/2014 17:57	0.08				SR12	26/9/2014 17:57	0.06			
SR4	26/9/2014 18:17	0.06				SR12	26/9/2014 18:17	0.05			
SR4	26/9/2014 18:37	0.06				SR12	26/9/2014 18:37	0.06			
SR4	26/9/2014 18:57	0.06				SR12	26/9/2014 18:57	0.06			
SR4	26/9/2014 19:17	0.06				SR12	26/9/2014 19:17	0.06			
SR4	26/9/2014 19:37	0.06				SR12	26/9/2014 19:37	0.05			
SR4	26/9/2014 19:57	0.06				SR12	26/9/2014 19:57	0.05			
SR4	26/9/2014 20:17	0.06				SR12	26/9/2014 20:17	0.06			
SR4	26/9/2014 20:37	0.07				SR12	26/9/2014 20:37	0.06			
SR4	26/9/2014 20:57	0.05				SR12	26/9/2014 20:57	0.05			
SR4	26/9/2014 21:17	0.06				SR12	26/9/2014 21:17	0.05			
SR4	26/9/2014 21:37	0.06				SR12	26/9/2014 21:37	0.07			
SR4	26/9/2014 21:57	0.05				SR12	26/9/2014 21:57	0.06			
SR4	26/9/2014 22:17	0.05				SR12	26/9/2014 22:17	0.05			
SR4	26/9/2014 22:37	0.06				SR12	26/9/2014 22:37	0.06			
SR4	26/9/2014 22:57	0.06				SR12	26/9/2014 22:57	0.06			
SR4	26/9/2014 23:17	0.05				SR12	26/9/2014 23:17	0.07			
SR4	26/9/2014 23:37	0.06				SR12	26/9/2014 23:37	0.07			
SR4	26/9/2014 23:57	0.05				SR12	26/9/2014 23:57	0.07			

Remark: Fonts with underline: Action Level Exceedance
Fonts with bold and underline: Limit Level Exceedance
Automatic Instrument calibration of NH3-N monitor was carried out during 5:57-6:37 at SR4 and SR12.
SR13 monitoring station was under maintenance during 13:50-14:05.

Station	Timestamp	Temp (° C)	DO (%)	DO (mg/L)	Tur (NTU)	Station	Timestamp	Temp (° C)	DO (%)	DO (mg/L)	Tur (NTU)	Station	Timestamp	Temp (° C)	DO (%)	DO (mg/L)	Tur (NTU)	Station	Timestamp	Temp (°C)	DO (%)	DO (mg/L)	Tur (NTU)
SR4	27/9/2014 0:01	29.11	83.3	5.61	2.6	SR4	27/9/2014 6:01	28.92	83.7	5.69	4.3	SR4	27/9/2014 12:01	29.15	83.4	5.62	4.1	SR4	27/9/2014 18:01	29.48	83.9	5.63	3.4
SR4	27/9/2014 0:06	29.10	83.1	5.60	2.5	SR4	27/9/2014 6:06	28.93	82.9	5.62	4.2	SR4	27/9/2014 12:06	29.13	83.4	5.62	4.4	SR4	27/9/2014 18:06	29.49	83.7	5.62	3.2
SR4	27/9/2014 0:11	29.10	82.7	5.57	2.5	SR4	27/9/2014 6:11	28.92	83.6	5.69	4.2	SR4	27/9/2014 12:11	29.22	84.6	5.70	3.0	SR4	27/9/2014 18:11	29.50	84.9	5.71	3.3
SR4	27/9/2014 0:16	29.10	81.5	5.49	2.1	SR4	27/9/2014 6:16	28.92	82.9	5.64	3.9	SR4	27/9/2014 12:16	29.25	85.0	5.72	3.4	SR4	27/9/2014 18:16	29.52	84.8	5.70	3.2
SR4	27/9/2014 0:21	29.09	81.7	5.50	2.2	SR4	27/9/2014 6:21	28.92	83.0	5.65	4.0	SR4	27/9/2014 12:21	29.23	84.6	5.69	3.2	SR4	27/9/2014 18:21	29.52	85.4	5.74	3.7
SR4	27/9/2014 0:26	29.10	82.8	5.58	2.3	SR4	27/9/2014 6:26	28.92	84.2	5.72	4.1	SR4	27/9/2014 12:26	29.24	84.3	5.68	2.9	SR4	27/9/2014 18:26	29.52	84.2	5.67	2.9
SR4	27/9/2014 0:31	29.16	83.4	5.62	2.5	SR4	27/9/2014 6:31	28.92	83.9	5.71	4.0	SR4	27/9/2014 12:31	29.49	86.4	5.79	2.5	SR4	27/9/2014 18:31	29.53	84.5	5.68	2.8
SR4	27/9/2014 0:36	29.22	83.2	5.59	2.1	SR4	27/9/2014 6:36	28.92	82.5	5.61	3.9	SR4	27/9/2014 12:36	29.61	86.8	5.81	2.8	SR4	27/9/2014 18:36	29.53	85.4	5.75	3.2
SR4	27/9/2014 0:41	29.17	83.4	5.61	2.2	SR4	27/9/2014 6:41	28.92	82.2	5.59	3.7	SR4	27/9/2014 12:41	29.56	86.1	5.77	2.3	SR4	27/9/2014 18:41	29.53	85.8	5.78	3.1
SR4	27/9/2014 0:46	29.14	82.9	5.58	2.2	SR4	27/9/2014 6:46	28.96	83.4	5.68	3.8	SR4	27/9/2014 12:46	29.51	85.7	5.75	2.4	SR4	27/9/2014 18:46	29.54	85.8	5.76	3.5
SR4	27/9/2014 0:51	29.13	83.2	5.60	2.2	SR4	27/9/2014 6:51	28.95	82.2	5.59	3.9	SR4	27/9/2014 12:51	29.52	85.7	5.76	2.6	SR4	27/9/2014 18:51	29.56	85.9	5.78	3.2
SR4	27/9/2014 0:56	29.13	83.0	5.59	2.1	SR4	27/9/2014 6:56	28.95	83.1	5.64	3.8	SR4	27/9/2014 12:56	29.43	85.2	5.73	3.4	SR4	27/9/2014 18:56	29.56	85.9	5.78	3.3
SR4	27/9/2014 1:01	29.13	81.7	5.50	2.4	SR4	27/9/2014 7:01	28.93	81.3	5.53	3.6	SR4	27/9/2014 13:01	29.54	85.7	5.75	2.4	SR4	27/9/2014 19:01	29.54	85.5	5.76	4.7
SR4	27/9/2014 1:06	29.13	80.1	5.39	2.0	SR4	27/9/2014 7:06	28.95	83.0	5.64	6.5	SR4	27/9/2014 13:06	29.48	85.2	5.72	2.2	SR4	27/9/2014 19:06	29.56	86.0	5.79	4.0
SR4	27/9/2014 1:11	29.13	82.4	5.55	2.1	SR4	27/9/2014 7:11	28.95	83.0	5.63	6.8	SR4	27/9/2014 13:11	29.46	85.6	5.74	3.0	SR4	27/9/2014 19:11	29.55	85.9	5.76	4.7
SR4	27/9/2014 1:16	29.13	81.5	5.49	2.0	SR4	27/9/2014 7:16	28.95	82.2	5.57	5.8	SR4	27/9/2014 13:16	29.54	86.1	5.77	2.7	SR4	27/9/2014 19:16	29.40	84.9	5.71	7.0
SR4	27/9/2014 1:21	29.09	81.3	5.47	1.9	SR4	27/9/2014 7:21	28.96	82.9	5.63	3.6	SR4	27/9/2014 13:21	29.51	85.6	5.74	2.4	SR4	27/9/2014 19:21	29.44	83.5	5.61	7.8
SR4	27/9/2014 1:26	29.07	81.5	5.49	2.0	SR4	27/9/2014 7:26	28.94	82.2	5.56	8.0	SR4	27/9/2014 13:26	29.63	86.0	5.76	2.2	SR4	27/9/2014 19:26	29.39	84.4	5.67	6.8
SR4	27/9/2014 1:31	29.08	81.1	5.47	2.5	SR4	27/9/2014 7:31	28.94	83.0	5.62	8.6	SR4	27/9/2014 13:31	29.57	85.8	5.74	5.1	SR4	27/9/2014 19:31	29.38	83.7	5.63	7.2
SR4	27/9/2014 1:36	29.10	80.8	5.44	2.3	SR4	27/9/2014 7:36	28.94	82.8	5.59	8.3	SR4	27/9/2014 13:36	29.59	86.0	5.76	2.2	SR4	27/9/2014 19:36	29.35	83.5	5.61	6.4
SR4	27/9/2014 1:41	29.10	76.9	5.16	2.0	SR4	27/9/2014 7:41	28.93	81.7	5.52	7.2	SR4	27/9/2014 13:41	29.63	86.3	5.77	2.0	SR4	27/9/2014 19:41	29.34	83.9	5.64	6.0
SR4	27/9/2014 1:46	29.10	77.2	5.18	2.2	SR4	27/9/2014 7:46	28.92	81.9	5.51	9.6	SR4	27/9/2014 13:46	29.64	85.4	5.71	2.2	SR4	27/9/2014 19:46	29.32	83.7	5.62	5.6
SR4	27/9/2014 1:51	29.08	79.0	5.30	3.7	SR4	27/9/2014 7:51	28.92	81.4	5.48	8.7	SR4	27/9/2014 13:51	29.62	85.4	5.72	2.1	SR4	27/9/2014 19:51	29.30	83.5	5.61	6.0
SR4	27/9/2014 1:56	29.06	79.4	5.32	4.1	SR4	27/9/2014 7:56	28.93	81.2	5.47	7.3	SR4	27/9/2014 13:56	29.58	84.7	5.67	2.4	SR4	27/9/2014 19:56	29.29	83.1	5.59	6.4
SR4	27/9/2014 2:01	29.05	79.4	5.31	4.9	SR4	27/9/2014 8:01	28.97	82.2	5.54	5.7	SR4	27/9/2014 14:01	29.61	84.5	5.66	1.9	SR4	27/9/2014 20:01	29.28	83.1	5.59	6.8
SR4	27/9/2014 2:06	29.05	80.1	5.36	4.4	SR4	27/9/2014 8:06	28.92	81.5	5.48	7.1	SR4	27/9/2014 14:06	29.61	84.9	5.68	2.6	SR4	27/9/2014 20:06	29.27	83.3	5.60	7.2
SR4	27/9/2014 2:11	29.06	79.2	5.30	4.4	SR4	27/9/2014 8:11	28.92	81.4	5.48	6.2	SR4	27/9/2014 14:11	29.62	85.2	5.70	2.5	SR4	27/9/2014 20:11	29.27	82.8	5.56	7.2
SR4	27/9/2014 2:16	29.06	79.9	5.35	4.5	SR4	27/9/2014 8:16	28.92	82.0	5.53	6.0	SR4	27/9/2014 14:16	29.61	84.4	5.65	2.0	SR4	27/9/2014 20:16	29.27	82.4	5.54	6.2
SR4	27/9/2014 2:21	29.09	79.1	5.30	3.2	SR4	27/9/2014 8:21	28.94	82.9	5.56	7.5	SR4	27/9/2014 14:21	29.62	85.1	5.70	2.2	SR4	27/9/2014 20:21	29.27	83.1	5.58	5.8
SR4	27/9/2014 2:26	29.06	78.9	5.29	4.9	SR4	27/9/2014 8:26	28.92	82.1	5.53	7.3	SR4	27/9/2014 14:26	29.65	85.4	5.72	1.9	SR4	27/9/2014 20:26	29.27	83.3	5.60	6.3
SR4	27/9/2014 2:31	29.05	78.0	5.22	4.1	SR4	27/9/2014 8:31	28.92	81.1	5.47	8.5	SR4	27/9/2014 14:31	29.53	81.6	5.47	3.3	SR4	27/9/2014 20:31	29.20	82.4	5.54	9.3
SR4	27/9/2014 2:36	29.04	77.3	5.19	4.6	SR4	27/9/2014 8:36	28.92	81.6	5.47	**10.3**	SR4	27/9/2014 14:36	29.55	83.3	5.57	2.7	SR4	27/9/2014 20:36	29.17	82.2	5.53	9.9
SR4	27/9/2014 2:41	29.03	80.3	5.37	6.2	SR4	27/9/2014 8:41	28.92	81.4	5.48	**10.7**	SR4	27/9/2014 14:41	29.59	84.6	5.63	2.7	SR4	27/9/2014 20:41	29.18	82.4	5.54	**11.0**
SR4	27/9/2014 2:46	29.03	80.2	5.39	6.4	SR4	27/9/2014 8:46	28.91	81.0	5.45	**10.5**	SR4	27/9/2014 14:46	29.20	81.0	5.45	5.7	SR4	27/9/2014 20:46	29.17	82.1	5.52	**11.4**
SR4	27/9/2014 2:51	29.08	79.2	5.32	2.9	SR4	27/9/2014 8:51	28.91	81.0	5.45	**10.2**	SR4	27/9/2014 14:51	29.62	84.3	5.64	2.3	SR4	27/9/2014 20:51	29.14	81.7	5.50	**12.4**
SR4	27/9/2014 2:56	29.07	78.5	5.28	2.7	SR4	27/9/2014 8:56	28.91	80.9	5.44	**11.7**	SR4	27/9/2014 14:56	29.59	82.7	5.52	2.4	SR4	27/9/2014 20:56	29.14	81.2	5.46	**10.1**
SR4	27/9/2014 3:01	29.06	78.0	5.25	3.1	SR4	27/9/2014 9:01	28.91	80.9	5.44	9.9	SR4	27/9/2014 15:01	29.22	80.1	5.39	5.4	SR4	27/9/2014 21:01	29.14	81.6	5.49	**12.4**
SR4	27/9/2014 3:06	29.06	77.6	5.22	3.1	SR4	27/9/2014 9:06	28.92	80.8	5.44	8.9	SR4	27/9/2014 15:06	29.55	83.5	5.58	3.1	SR4	27/9/2014 21:06	29.14	81.6	5.49	**10.3**
SR4	27/9/2014 3:11	29.05	78.3	5.27	4.9	SR4	27/9/2014 9:11	28.91	80.9	5.44	**10.8**	SR4	27/9/2014 15:11	29.20	79.8	5.36	5.9	SR4	27/9/2014 21:11	29.13	81.4	5.47	9.8
SR4	27/9/2014 3:16	29.02	77.8	5.22	5.3	SR4	27/9/2014 9:16	28.91	80.5	5.42	**11.4**	SR4	27/9/2014 15:16	29.18	80.2	5.38	5.8	SR4	27/9/2014 21:16	29.12	81.0	5.45	8.2
SR4	27/9/2014 3:21	28.99	78.3	5.26	8.5	SR4	27/9/2014 9:21	28.91	80.9	5.44	**11.9**	SR4	27/9/2014 15:21	29.55	81.4	5.43	2.1	SR4	27/9/2014 21:21	29.12	81.3	5.47	**10.4**
SR4	27/9/2014 3:26	29.00	76.5	5.14	5.2	SR4	27/9/2014 9:26	28.91	80.6	5.41	**14.1**	SR4	27/9/2014 15:26	29.45	80.0	5.34	2.8	SR4	27/9/2014 21:26	29.12	81.0	5.45	8.9
SR4	27/9/2014 3:31	29.02	77.6	5.20	3.9	SR4	27/9/2014 9:31	28.91	80.8	5.42	**12.2**	SR4	27/9/2014 15:31	29.33	80.1	5.35	4.9	SR4	27/9/2014 21:31	29.10	81.2	5.46	8.7
SR4	27/9/2014 3:36	29.05	76.7	5.13	3.2	SR4	27/9/2014 9:36	28.90	80.5	5.41	**11.2**	SR4	27/9/2014 15:36	29.36	79.9	5.34	3.7	SR4	27/9/2014 21:36	29.10	81.1	5.46	8.0
SR4	27/9/2014 3:41	29.05	77.1	5.17	4.4	SR4	27/9/2014 9:41	28.91	80.6	5.42	**10.3**	SR4	27/9/2014 15:41	29.40	81.1	5.42	4.3	SR4	27/9/2014 21:41	29.08	80.9	5.43	**10.6**
SR4	27/9/2014 3:46	29.06	76.3	5.11	3.1	SR4	27/9/2014 9:46	28.91	80.5	5.41	9.6	SR4	27/9/2014 15:46	29.35	80.5	5.39	4.5	SR4	27/9/2014 21:46	29.07	80.8	5.43	9.9
SR4	27/9/2014 3:51	29.05	77.1	5.16	3.4	SR4	27/9/2014 9:51	28.90	80.0	5.38	**11.9**	SR4	27/9/2014 15:51	29.51	82.9	5.55	3.7	SR4	27/9/2014 21:51	29.07	80.7	5.42	8.5
SR4	27/9/2014 3:56	29.04	77.6	5.20	3.2	SR4	27/9/2014 9:56	28.90	80.2	5.39	**10.4**	SR4	27/9/2014 15:56	29.32	80.8	5.43	5.9	SR4	27/9/2014 21:56	29.07	80.7	5.41	8.8
SR4	27/9/2014 4:01	29.04	77.0	5.14	2.9	SR4	27/9/2014 10:01	28.90	79.9	5.37	**10.1**	SR4	27/9/2014 16:01	29.35	78.9	5.29	4.4	SR4	27/9/2014 22:01	29.08	81.1	5.45	8.2
SR4	27/9/2014 4:06	29.04	76.5	5.12	2.8	SR4	27/9/2014 10:06	28.91	79.9	5.37	8.1	SR4	27/9/2014 16:06	29.37	82.0	5.50	4.0	SR4	27/9/2014 22:06	29.08	81.0	5.44	9.8
SR4	27/9/2014 4:11	29.03	76.9	5.15	3.6	SR4	27/9/2014 10:11	28.92	80.7	5.43	6.0	SR4	27/9/2014 16:11	29.35	81.6	5.48	3.6	SR4	27/9/2014 22:11	29.10	80.6	5.41	5.2
SR4	27/9/2014 4:16	29.01	78.2	5.24	3.4	SR4	27/9/2014 10:16	28.98	80.9	5.44	4.9	SR4	27/9/2014 16:16	29.31	81.5	5.47	5.5	SR4	27/9/2014 22:16	29.16	81.8	5.49	4.6
SR4	27/9/2014 4:21	28.99	79.0	5.29	3.6	SR4	27/9/2014 10:21	28.95	80.3	5.41	5.1	SR4	27/9/2014 16:21	29.29	81.5	5.47	5.2	SR4	27/9/2014 22:21	29.17	82.2	5.53	4.5
SR4	27/9/2014 4:26	28.98	78.0	5.23	3.2	SR4	27/9/2014 10:26	28.95	80.7	5.43	6.2	SR4	27/9/2014 16:26	29.29	81.0	5.44	4.4	SR4	27/9/2014 22:26	29.19	82.3	5.53	3.9
SR4	27/9/2014 4:31	28.98	75.5	5.07	2.7	SR4	27/9/2014 10:31	28.98	80.8	5.44	4.9	SR4	27/9/2014 16:31	29.32	84.7	5.68	4.3	SR4	27/9/2014 22:31	29.19	82.2	5.53	3.6
SR4	27/9/2014 4:36	28.93	76.9	5.18	3.0	SR4	27/9/2014 10:36	29.00	81.1	5.45	4.3	SR4	27/9/2014 16:36	29.35	83.5	5.60	3.2	SR4	27/9/2014 22:36	29.19	82.7	5.55	4.0
SR4	27/9/2014 4:41	28.92	78.4	5.28	3.5	SR4	27/9/2014 10:41	29.04	82.4	5.55	3.7	SR4	27/9/2014 16:41	29.42	83.5	5.60	3.1	SR4	27/9/2014 22:41	29.17	83.2	5.59	3.9
SR4	27/9/2014 4:46	28.89	80.4	5.43	4.2	SR4	27/9/2014 10:46	29.01	82.6	5.56	5.2	SR4	27/9/2014 16:46	29.42	83.4	5.60	3.7	SR4	27/9/2014 22:46	29.20	82.8	5.56	3.9
SR4	27/9/2014 4:51	28.90	80.1	5.41	4.0	SR4	27/9/2014 10:51	29.04	82.9	5.58	3.9	SR4	27/9/2014 16:51	29.42	82.5	5.54	3.1	SR4	27/9/2014 22:51	29.21	83.2	5.59	3.6
SR4	27/9/2014 4:56	28.90	80.1	5.42	4.9	SR4	27/9/2014 10:56	29.08	83.3	5.61	3.9	SR4	27/9/2014 16:56	29.46	82.7	5.55	3.3	SR4	27/9/2014 22:56	29.21	83.2	5.59	3.3
SR4	27/9/2014 5:01	28.91	81.2	5.49	4.0	SR4	27/9/2014 11:01	29.13	83.8	5.64	3.8	SR4	27/9/2014 17:01	29.44	82.8	5.56	4.0	SR4	27/9/2014 23:01	29.23	82.9	5.56	4.1
SR4	27/9/2014 5:06	28.89	82.2	5.57	4.0	SR4	27/9/2014 11:06	29.13	84.6	5.70	3.4	SR4	27/9/2014 17:06	29.44	83.2	5.57	3.9	SR4	27/9/2014 23:06	29.22	82.3	5.53	4.0
SR4	27/9/2014 5:11	28.89	81.7	5.53	4.2	SR4	27/9/2014 11:11	29.08	83.2	5.61	3.7	SR4	27/9/2014 17:11	29.47	84.2	5.65	3.8	SR4	27/9/2014 23:11	29.23	82.5	5.55	3.5
SR4	27/9/2014 5:16	28.90	82.4	5.58	4.5	SR4	27/9/2014 11:16	29.07	83.5	5.64	3.9	SR4	27/9/2014 17:16	29.46	83.4	5.59	3.5	SR4	27/9/2014 23:16	29.20	83.1	5.60	3.2
SR4	27/9/2014 5:21	28.90	82.7	5.60	4.0	SR4	27/9/2014 11:21	29.08	83.9	5.66	3.6	SR4	27/9/2014 17:21	29.53	83.5	5.60	3.4	SR4	27/9/2014 23:21	29.20	83.2	5.61	2.9
SR4	27/9/2014 5:26	28.89	82.5	5.59	3.9	SR4	27/9/2014 11:26	29.06	83.6	5.64	3.7	SR4	27/9/2014 17:26	29.52	83.1	5.57	3.2	SR4	27/9/2014 23:26	29.20	82.9	5.60	2.9
SR4	27/9/2014 5:31	28.89	82.0	5.55	3.7	SR4	27/9/2014 11:31	29.07	83.8	5.65	4.6	SR4	27/9/2014 17:31	29.50	83.2	5.58	4.7	SR4	27/9/2014 23:31	29.18	82.1	5.54	3.2
SR4	27/9/2014 5:36	28.90	81.9	5.53	3.8	SR4	27/9/2014 11:36	29.05	83.0	5.60	6.9	SR4	27/9/2014 17:36	29.49	82.9	5.56	4.6	SR4	27/9/2014 23:36	29.13	83.6	5.65	2.7
SR4	27/9/2014 5:41	28.91	82.2	5.57	4.3	SR4	27/9/2014 11:41	29.04	82.4	5.56	7.3	SR4	27/9/2014 17:41	29.49	83.9	5.62	4.2	SR4	27/9/2014 23:41	29.15	83.7	5.66	3.2
SR4	27/9/2014 5:46	28.92	83.4	5.66	4.5	SR4	27/9/2014 11:46	29.25	85.2	5.74	2.9	SR4	27/9/2014 17:46	29.48	83.2	5.59	3.6	SR4	27/9/2014 23:46	29.15	83.1	5.61	2.8
SR4	27/9/2014 5:51	28.92	82.9	5.63	4.1	SR4	27/9/2014 11:51	29.22	84.8	5.71	3.3	SR4	27/9/2014 17:51	29.48	83.9	5.63	3.2	SR4	27/9/2014 23:51	29.18	83.4	5.63	3.1
SR4	27/9/2014 5:56	28.91	83.2	5.65	4.0	SR4	27/9/2014 11:56	29.22	85.2	5.74	3.2	SR4	27/9/2014 17:56	29.49	83.6	5.61	3.8	SR4	27/9/2014 23:56	29.20	83.2	5.61	3.1

Station	Timestamp	Temp (° C)	DO (%)	DO (mg/L)	Tur (NTU)	Station	Timestamp	Temp (° C)	DO (%)	DO (mg/L)	Tur (NTU)	Station	Timestamp	Temp (° C)	DO (%)	DO (mg/L)	Tur (NTU)	Station	Timestamp	Temp (°C)	DO (%)	DO (mg/L)	Tur (NTU)
SR5	27/9/2014 0:00	28.93	77.1	**5.09**	5.5	SR5	27/9/2014 6:00	29.11	82.9	5.59	4.7	SR5	27/9/2014 12:00	29.04	72.2	**4.69**	6.9	SR5	27/9/2014 18:00	29.88	85.0	5.58	3.8
SR5	27/9/2014 0:05	28.95	79.9	**5.29**	6.3	SR5	27/9/2014 6:05	29.13	83.1	5.60	4.9	SR5	27/9/2014 12:05	29.11	72.1	**4.67**	5.5	SR5	27/9/2014 18:05	29.84	86.0	5.66	4.1
SR5	27/9/2014 0:10	28.97	81.2	5.39	6.0	SR5	27/9/2014 6:10	29.18	82.7	5.57	5.0	SR5	27/9/2014 12:10	29.44	75.4	**4.87**	4.6	SR5	27/9/2014 18:10	29.83	85.5	5.63	3.8
SR5	27/9/2014 0:15	28.97	80.8	**5.36**	6.5	SR5	27/9/2014 6:15	29.17	83.1	5.60	4.9	SR5	27/9/2014 12:15	29.46	76.1	**4.91**	5.2	SR5	27/9/2014 18:15	29.83	84.4	5.56	3.9
SR5	27/9/2014 0:20	28.97	80.8	**5.36**	7.3	SR5	27/9/2014 6:20	29.15	83.0	5.60	4.6	SR5	27/9/2014 12:20	29.66	77.8	**5.02**	4.7	SR5	27/9/2014 18:20	29.79	82.9	5.46	3.8
SR5	27/9/2014 0:25	28.95	81.9	5.44	3.6	SR5	27/9/2014 6:25	29.14	82.1	5.54	4.3	SR5	27/9/2014 12:25	29.31	77.3	**5.02**	6.2	SR5	27/9/2014 18:25	29.79	83.3	5.48	3.8
SR5	27/9/2014 0:30	28.96	81.8	5.44	4.3	SR5	27/9/2014 6:30	29.16	82.2	5.53	4.6	SR5	27/9/2014 12:30	29.39	77.8	**5.05**	5.8	SR5	27/9/2014 18:30	29.79	83.8	5.52	4.0
SR5	27/9/2014 0:35	28.95	81.5	5.42	4.6	SR5	27/9/2014 6:35	29.16	82.1	5.52	4.5	SR5	27/9/2014 12:35	29.35	77.4	**5.03**	5.7	SR5	27/9/2014 18:35	29.79	83.6	5.50	4.3
SR5	27/9/2014 0:40	28.96	81.6	5.42	4.0	SR5	27/9/2014 6:40	29.15	81.2	5.46	4.6	SR5	27/9/2014 12:40	29.31	77.2	**5.01**	6.4	SR5	27/9/2014 18:40	29.83	84.4	5.55	3.8
SR5	27/9/2014 0:45	28.97	80.8	**5.37**	4.6	SR5	27/9/2014 6:45	29.16	81.8	5.50	4.9	SR5	27/9/2014 12:45	29.40	78.1	**5.07**	5.5	SR5	27/9/2014 18:45	29.83	84.3	5.55	4.2
SR5	27/9/2014 0:50	28.97	80.9	**5.38**	4.0	SR5	27/9/2014 6:50	29.17	81.1	5.45	5.1	SR5	27/9/2014 12:50	29.35	77.3	**5.02**	7.0	SR5	27/9/2014 18:50	29.79	83.5	5.49	4.1
SR5	27/9/2014 0:55	28.97	81.2	5.40	3.8	SR5	27/9/2014 6:55	29.16	80.7	5.43	4.6	SR5	27/9/2014 12:55	29.34	77.6	**5.04**	6.3	SR5	27/9/2014 18:55	29.78	82.5	5.43	4.1
SR5	27/9/2014 1:00	28.97	81.5	5.42	3.6	SR5	27/9/2014 7:00	29.16	80.6	5.42	4.4	SR5	27/9/2014 13:00	29.40	76.8	**4.98**	5.5	SR5	27/9/2014 19:00	29.77	82.4	5.42	4.5
SR5	27/9/2014 1:05	28.98	81.2	5.40	3.8	SR5	27/9/2014 7:05	29.17	80.8	5.43	4.5	SR5	27/9/2014 13:05	29.48	77.5	**5.02**	6.2	SR5	27/9/2014 19:05	29.75	81.5	**5.37**	4.1
SR5	27/9/2014 1:10	28.99	81.6	5.43	3.5	SR5	27/9/2014 7:10	29.15	80.5	5.42	4.6	SR5	27/9/2014 13:10	29.52	78.4	**5.08**	5.2	SR5	27/9/2014 19:10	29.72	80.9	**5.33**	4.1
SR5	27/9/2014 1:15	29.00	81.8	5.44	3.7	SR5	27/9/2014 7:15	29.18	81.2	5.46	5.0	SR5	27/9/2014 13:15	29.40	78.1	**5.07**	5.2	SR5	27/9/2014 19:15	29.71	81.1	**5.34**	3.8
SR5	27/9/2014 1:20	29.00	81.6	5.42	3.6	SR5	27/9/2014 7:20	29.19	81.2	5.46	4.7	SR5	27/9/2014 13:20	29.43	78.0	**5.06**	5.3	SR5	27/9/2014 19:20	29.68	81.2	**5.36**	4.1
SR5	27/9/2014 1:25	29.00	81.1	**5.38**	4.2	SR5	27/9/2014 7:25	29.20	81.1	5.45	4.9	SR5	27/9/2014 13:25	29.59	79.9	**5.18**	3.6	SR5	27/9/2014 19:25	29.65	80.2	**5.29**	4.1
SR5	27/9/2014 1:30	28.89	83.2	5.56	3.7	SR5	27/9/2014 7:30	29.22	81.4	5.46	5.3	SR5	27/9/2014 13:30	29.56	79.8	**5.18**	3.5	SR5	27/9/2014 19:30	29.63	80.5	**5.31**	4.3
SR5	27/9/2014 1:35	28.94	81.7	5.45	4.0	SR5	27/9/2014 7:35	29.21	80.5	5.40	5.0	SR5	27/9/2014 13:35	29.47	79.1	**5.13**	4.0	SR5	27/9/2014 19:35	29.59	81.2	**5.35**	4.6
SR5	27/9/2014 1:40	28.90	83.0	5.55	4.0	SR5	27/9/2014 7:40	29.20	80.9	5.42	5.0	SR5	27/9/2014 13:40	29.65	81.6	**5.29**	3.4	SR5	27/9/2014 19:40	29.59	81.7	**5.38**	4.1
SR5	27/9/2014 1:45	28.92	83.6	5.59	3.6	SR5	27/9/2014 7:45	29.19	80.7	5.41	5.6	SR5	27/9/2014 13:45	29.58	80.0	**5.19**	3.3	SR5	27/9/2014 19:45	29.61	80.0	**5.27**	4.7
SR5	27/9/2014 1:50	28.94	82.7	5.52	4.1	SR5	27/9/2014 7:50	29.17	80.0	**5.36**	5.0	SR5	27/9/2014 13:50	29.57	80.5	**5.23**	4.0	SR5	27/9/2014 19:50	29.59	80.6	**5.31**	4.6
SR5	27/9/2014 1:55	28.94	83.5	5.58	3.5	SR5	27/9/2014 7:55	29.14	79.4	**5.31**	5.6	SR5	27/9/2014 13:55	29.75	82.3	**5.34**	3.4	SR5	27/9/2014 19:55	29.65	76.2	**5.02**	3.8
SR5	27/9/2014 2:00	28.95	82.9	5.55	4.2	SR5	27/9/2014 8:00	29.14	79.5	**5.31**	5.5	SR5	27/9/2014 14:00	29.63	81.2	**5.28**	3.3	SR5	27/9/2014 20:00	29.59	80.1	**5.28**	4.1
SR5	27/9/2014 2:05	28.95	83.3	5.58	3.2	SR5	27/9/2014 8:05	29.14	78.4	**5.24**	6.3	SR5	27/9/2014 14:05	29.64	80.7	**5.24**	3.7	SR5	27/9/2014 20:05	29.58	80.0	**5.27**	4.1
SR5	27/9/2014 2:10	28.99	82.6	5.52	4.3	SR5	27/9/2014 8:10	29.10	78.1	**5.21**	5.5	SR5	27/9/2014 14:10	29.65	81.0	**5.26**	3.5	SR5	27/9/2014 20:10	29.59	78.9	**5.19**	4.4
SR5	27/9/2014 2:15	29.02	83.2	5.56	5.3	SR5	27/9/2014 8:15	29.09	78.1	**5.20**	7.5	SR5	27/9/2014 14:15	29.86	84.0	5.45	3.4	SR5	27/9/2014 20:15	29.56	80.2	**5.27**	4.7
SR5	27/9/2014 2:20	29.05	84.1	5.63	3.9	SR5	27/9/2014 8:20	29.10	77.7	**5.18**	6.4	SR5	27/9/2014 14:20	30.02	85.8	5.56	3.3	SR5	27/9/2014 20:20	29.43	78.5	**5.15**	4.6
SR5	27/9/2014 2:25	29.05	83.7	5.60	4.4	SR5	27/9/2014 8:25	29.10	77.5	**5.16**	6.6	SR5	27/9/2014 14:25	29.89	85.2	5.53	3.6	SR5	27/9/2014 20:25	29.36	76.9	**5.03**	5.4
SR5	27/9/2014 2:30	29.07	83.5	5.59	4.5	SR5	27/9/2014 8:30	29.10	76.9	**5.12**	6.9	SR5	27/9/2014 14:30	29.91	85.2	5.53	3.5	SR5	27/9/2014 20:30	29.41	77.0	**5.04**	4.5
SR5	27/9/2014 2:35	29.07	83.8	5.61	4.4	SR5	27/9/2014 8:35	29.10	76.9	**5.12**	7.0	SR5	27/9/2014 14:35	29.87	85.0	5.52	4.0	SR5	27/9/2014 20:35	29.47	75.7	**4.97**	4.2
SR5	27/9/2014 2:40	29.09	84.1	5.64	4.2	SR5	27/9/2014 8:40	29.10	77.0	**5.13**	6.9	SR5	27/9/2014 14:40	29.94	86.1	5.59	3.5	SR5	27/9/2014 20:40	29.38	75.9	**4.97**	4.8
SR5	27/9/2014 2:45	29.04	84.8	5.69	4.2	SR5	27/9/2014 8:45	29.09	77.4	**5.15**	7.3	SR5	27/9/2014 14:45	29.90	84.5	5.49	3.9	SR5	27/9/2014 20:45	29.36	77.2	**5.05**	4.8
SR5	27/9/2014 2:50	29.06	84.0	5.64	5.0	SR5	27/9/2014 8:50	29.13	77.6	**5.18**	7.5	SR5	27/9/2014 14:50	29.87	84.2	5.47	4.0	SR5	27/9/2014 20:50	29.34	76.4	**4.99**	4.8
SR5	27/9/2014 2:55	29.04	84.3	5.67	4.8	SR5	27/9/2014 8:55	29.06	75.1	**5.00**	7.4	SR5	27/9/2014 14:55	29.99	85.1	5.52	4.0	SR5	27/9/2014 20:55	29.36	76.0	**4.97**	4.5
SR5	27/9/2014 3:00	29.04	84.4	5.67	5.0	SR5	27/9/2014 9:00	29.03	73.9	**4.91**	7.5	SR5	27/9/2014 15:00	29.92	84.6	5.49	4.9	SR5	27/9/2014 21:00	29.32	77.0	**5.02**	5.4
SR5	27/9/2014 3:05	29.04	84.5	5.68	4.9	SR5	27/9/2014 9:05	29.03	75.2	**4.99**	**8.7**	SR5	27/9/2014 15:05	30.15	87.6	5.68	3.8	SR5	27/9/2014 21:05	29.33	76.2	**4.98**	5.1
SR5	27/9/2014 3:10	29.06	84.1	5.64	4.9	SR5	27/9/2014 9:10	29.04	75.2	**4.99**	7.6	SR5	27/9/2014 15:10	30.10	87.6	5.68	3.2	SR5	27/9/2014 21:10	29.31	76.9	**5.02**	5.5
SR5	27/9/2014 3:15	29.09	83.6	5.61	4.9	SR5	27/9/2014 9:15	29.03	75.2	**4.99**	7.7	SR5	27/9/2014 15:15	29.97	85.6	5.56	4.5	SR5	27/9/2014 21:15	29.28	75.8	**4.95**	6.3
SR5	27/9/2014 3:20	29.11	83.5	5.59	5.0	SR5	27/9/2014 9:20	29.01	75.6	**5.01**	**8.2**	SR5	27/9/2014 15:20	30.22	89.6	5.82	2.6	SR5	27/9/2014 21:20	29.30	75.0	**4.90**	5.0
SR5	27/9/2014 3:25	29.10	83.1	5.57	4.4	SR5	27/9/2014 9:25	29.01	75.2	**4.98**	**8.2**	SR5	27/9/2014 15:25	30.04	87.1	5.66	3.3	SR5	27/9/2014 21:25	29.26	74.4	**4.85**	6.2
SR5	27/9/2014 3:30	29.10	82.9	5.55	4.6	SR5	27/9/2014 9:30	29.01	75.2	**4.99**	**8.4**	SR5	27/9/2014 15:30	29.95	86.4	5.62	3.9	SR5	27/9/2014 21:30	29.24	73.0	**4.76**	6.6
SR5	27/9/2014 3:35	29.09	82.2	5.51	4.3	SR5	27/9/2014 9:35	28.99	75.2	**4.98**	**9.5**	SR5	27/9/2014 15:35	29.96	87.0	5.66	3.8	SR5	27/9/2014 21:35	29.17	72.1	**4.70**	**8.4**
SR5	27/9/2014 3:40	29.09	81.7	5.47	4.4	SR5	27/9/2014 9:40	28.98	75.3	**4.99**	**9.6**	SR5	27/9/2014 15:40	29.91	86.4	5.63	4.1	SR5	27/9/2014 21:40	29.13	71.8	**4.67**	**8.6**
SR5	27/9/2014 3:45	29.10	84.6	5.69	4.7	SR5	27/9/2014 9:45	28.98	75.4	**4.99**	**10.0**	SR5	27/9/2014 15:45	29.96	86.8	5.65	3.8	SR5	27/9/2014 21:45	29.09	71.8	**4.67**	**8.1**
SR5	27/9/2014 3:50	29.09	84.4	5.68	4.8	SR5	27/9/2014 9:50	28.97	75.9	**5.03**	**9.9**	SR5	27/9/2014 15:50	29.98	87.1	5.68	4.1	SR5	27/9/2014 21:50	29.09	71.5	**4.64**	7.2
SR5	27/9/2014 3:55	29.13	83.8	5.64	5.0	SR5	27/9/2014 9:55	28.96	75.8	**5.02**	**9.1**	SR5	27/9/2014 15:55	29.89	85.8	5.60	4.4	SR5	27/9/2014 21:55	29.08	71.2	**4.63**	7.6
SR5	27/9/2014 4:00	29.14	83.8	5.64	5.0	SR5	27/9/2014 10:00	28.96	75.8	**5.02**	**9.7**	SR5	27/9/2014 16:00	29.90	86.4	5.64	4.0	SR5	27/9/2014 22:00	29.08	71.0	**4.61**	7.9
SR5	27/9/2014 4:05	29.13	84.1	5.67	4.6	SR5	27/9/2014 10:05	28.95	75.5	**5.00**	**11.4**	SR5	27/9/2014 16:05	29.95	86.8	5.67	4.5	SR5	27/9/2014 22:05	29.08	71.6	**4.65**	6.3
SR5	27/9/2014 4:10	29.18	83.3	5.60	5.2	SR5	27/9/2014 10:10	28.95	75.5	**5.00**	**9.7**	SR5	27/9/2014 16:10	29.91	86.1	5.63	4.3	SR5	27/9/2014 22:10	29.08	71.8	**4.66**	6.9
SR5	27/9/2014 4:15	29.17	83.3	5.60	5.7	SR5	27/9/2014 10:15	28.95	75.5	**4.99**	**10.0**	SR5	27/9/2014 16:15	29.91	85.6	5.60	4.6	SR5	27/9/2014 22:15	29.08	71.5	**4.64**	6.8
SR5	27/9/2014 4:20	29.16	83.1	5.59	5.6	SR5						SR5	27/9/2014 16:20	29.86	85.3	5.58	4.8	SR5	27/9/2014 22:20	29.08	71.4	**4.63**	6.9
SR5	27/9/2014 4:25	29.18	83.3	5.61	5.8	SR5						SR5	27/9/2014 16:25	29.90	85.5	5.59	4.4	SR5	27/9/2014 22:25	29.08	71.0	**4.61**	6.3
SR5	27/9/2014 4:30	29.17	83.0	5.58	5.7	SR5						SR5	27/9/2014 16:30	29.88	85.5	5.59	4.5	SR5	27/9/2014 22:30	29.09	70.3	**4.57**	6.0
SR5	27/9/2014 4:35	29.16	83.1	5.59	5.7	SR5	27/9/2014 10:35	28.97	75.3	**4.89**	**10.5**	SR5	27/9/2014 16:35	29.87	85.6	5.60	3.6	SR5	27/9/2014 22:35	29.08	72.1	**4.68**	6.4
SR5	27/9/2014 4:40	29.17	82.9	5.57	6.3	SR5	27/9/2014 10:40	28.96	73.4	**4.77**	**12.3**	SR5	27/9/2014 16:40	29.89	85.8	5.62	3.6	SR5	27/9/2014 22:40	29.06	71.7	**4.65**	7.7
SR5	27/9/2014 4:45	29.17	81.3	5.46	5.3	SR5	27/9/2014 10:45	28.95	73.3	**4.76**	**12.4**	SR5	27/9/2014 16:45	29.90	86.7	5.68	4.1	SR5	27/9/2014 22:45	29.07	70.8	**4.59**	7.4
SR5	27/9/2014 4:50	29.16	81.3	5.47	5.2	SR5	27/9/2014 10:50	28.96	72.9	**4.74**	**11.4**	SR5	27/9/2014 16:50	29.86	86.2	5.65	4.2	SR5	27/9/2014 22:50	29.08	70.8	**4.60**	6.0
SR5	27/9/2014 4:55	29.16	82.2	5.53	4.9	SR5	27/9/2014 10:55	28.95	72.7	**4.73**	**11.9**	SR5	27/9/2014 16:55	29.92	87.3	5.72	3.9	SR5	27/9/2014 22:55	29.07	70.0	**4.55**	6.4
SR5	27/9/2014 5:00	29.16	82.3	5.54	5.3	SR5	27/9/2014 11:00	28.95	72.8	**4.73**	**10.6**	SR5	27/9/2014 17:00	29.91	87.0	5.71	4.2	SR5	27/9/2014 23:00	29.06	70.1	**4.55**	6.1
SR5	27/9/2014 5:05	29.16	81.6	5.49	5.3	SR5	27/9/2014 11:05	29.10	73.0	**4.74**	**8.2**	SR5	27/9/2014 17:05	29.87	86.2	5.65	4.0	SR5	27/9/2014 23:05	29.07	69.3	**4.50**	6.0
SR5	27/9/2014 5:10	29.16	80.8	5.43	5.2	SR5	27/9/2014 11:10	29.05	72.8	**4.73**	7.6	SR5	27/9/2014 17:10	29.91	86.5	5.67	4.0	SR5	27/9/2014 23:10	29.06	71.3	**4.62**	7.0
SR5	27/9/2014 5:15	29.15	80.8	5.43	5.5	SR5	27/9/2014 11:15	29.00	72.7	**4.72**	**9.3**	SR5	27/9/2014 17:15	29.87	85.8	5.63	3.8	SR5	27/9/2014 23:15	29.09	68.4	**4.44**	5.5
SR5	27/9/2014 5:20	29.14	81.6	5.49	6.8	SR5	27/9/2014 11:20	29.02	72.5	**4.71**	**8.7**	SR5	27/9/2014 17:20	29.87	85.8	5.63	3.9	SR5	27/9/2014 23:20	29.10	69.5	**4.52**	5.2
SR5	27/9/2014 5:25	29.15	81.5	5.48	7.3	SR5	27/9/2014 11:25	29.00	72.3	**4.70**	**8.8**	SR5	27/9/2014 17:25	29.85	86.4	5.68	4.3	SR5	27/9/2014 23:25	29.09	70.1	**4.55**	5.2
SR5	27/9/2014 5:30	29.15	81.6	5.49	6.0	SR5	27/9/2014 11:30	29.19	72.6	**4.71**	7.0	SR5	27/9/2014 17:30	29.85	86.2	5.67	4.0	SR5	27/9/2014 23:30	29.10	71.2	**4.63**	5.6
SR5	27/9/2014 5:35	29.16	81.8	5.50	6.1	SR5	27/9/2014 11:35	29.00	72.1	**4.69**	**9.3**	SR5	27/9/2014 17:35	29.85	86.3	5.67	3.9	SR5	27/9/2014 23:35	29.09	70.9	**4.61**	5.8
SR5	27/9/2014 5:40	29.14	81.7	5.49	5.0	SR5	27/9/2014 11:40	29.11	71.1	**4.61**	7.3	SR5	27/9/2014 17:40	29.85	86.1	5.66	4.7	SR5	27/9/2014 23:40	29.08	70.7	**4.59**	5.2
SR5	27/9/2014 5:45	29.11	82.3	5.54	4.9	SR5	27/9/2014 11:45	29.08	71.5	**4.64**	7.6	SR5	27/9/2014 17:45	29.87	86.5	5.69	3.9	SR5	27/9/2014 23:45	29.08	70.6	**4.58**	5.8
SR5	27/9/2014 5:50	29.11	83.2	5.60	5.2	SR5	27/9/2014 11:50	29.07	70.7	**4.59**	**8.0**	SR5	27/9/2014 17:50	29.84	86.6	5.70	3.6	SR5	27/9/2014 23:50	29.08	69.8	**4.53**	5.8
SR5	27/9/2014 5:55	29.10	83.4	5.63	5.2	SR5	27/9/2014 11:55	29.14	73.6	**4.77**	5.5	SR5	27/9/2014 17:55	29.86	86.4	5.68	4.0	SR5	27/9/2014 23:55	29.11	75.2	**4.89**	6.3

Station	Timestamp	Temp (° C)	DO (%)	DO (mg/L)	Tur (NTU)	Station	Timestamp	Temp (° C)	DO (%)	DO (mg/L)	Tur (NTU)	Station	Timestamp	Temp (° C)	DO (%)	DO (mg/L)	Tur (NTU)	Station	Timestamp	Temp (°C)	DO (%)	DO (mg/L)	Tur (NTU)
SR9	27/9/2014 0:00	29.52	123.3	8.30	**9.1**	SR9	27/9/2014 6:00	29.30	107.9	7.38	1.6	SR9	27/9/2014 12:00	29.42	130.5	8.31	3.7	SR9	27/9/2014 18:00	29.61	148.5	9.44	3.0
SR9	27/9/2014 0:05	29.63	126.4	8.56	4.4	SR9	27/9/2014 6:05	29.30	108.6	7.45	1.7	SR9	27/9/2014 12:05	29.38	131.5	8.39	3.6	SR9	27/9/2014 18:05	29.56	145.1	9.23	3.3
SR9	27/9/2014 0:10	29.44	117.8	8.03	1.8	SR9	27/9/2014 6:10	29.31	108.9	7.47	1.2	SR9	27/9/2014 12:10	29.42	131.9	8.41	3.4	SR9	27/9/2014 18:10	29.51	143.0	9.11	2.8
SR9	27/9/2014 0:15	29.43	115.7	7.88	1.8	SR9	27/9/2014 6:15	29.32	110.2	7.57	1.3	SR9	27/9/2014 12:15	29.47	132.5	8.44	3.1	SR9	27/9/2014 18:15	29.44	140.7	8.97	**4.9**
SR9	27/9/2014 0:20	29.44	117.1	7.96	2.4	SR9	27/9/2014 6:20	29.31	109.1	7.50	1.5	SR9	27/9/2014 12:20	29.43	132.8	8.46	3.2	SR9	27/9/2014 18:20	29.41	138.9	8.86	4.1
SR9	27/9/2014 0:25	29.43	116.5	7.93	2.0	SR9	27/9/2014 6:25	29.32	110.8	7.61	1.2	SR9	27/9/2014 12:25	29.41	133.9	8.54	3.4	SR9	27/9/2014 18:25	29.37	136.6	8.72	**5.1**
SR9	27/9/2014 0:30	29.41	115.2	7.87	2.3	SR9	27/9/2014 6:30	29.33	111.0	7.61	1.2	SR9	27/9/2014 12:30	29.40	133.5	8.51	2.8	SR9	27/9/2014 18:30	29.39	136.6	8.72	3.4
SR9	27/9/2014 0:35	29.43	114.8	7.85	2.4	SR9	27/9/2014 6:35	29.32	110.1	7.59	1.3	SR9	27/9/2014 12:35	29.49	132.3	8.43	3.1	SR9	27/9/2014 18:35	29.53	137.1	8.73	2.9
SR9	27/9/2014 0:40	29.45	115.2	7.85	1.9	SR9	27/9/2014 6:40	29.32	110.1	7.57	2.5	SR9	27/9/2014 12:40	29.44	132.9	8.47	2.9	SR9	27/9/2014 18:40	29.57	136.9	8.71	3.1
SR9	27/9/2014 0:45	29.42	115.6	7.90	1.8	SR9	27/9/2014 6:45	29.27	109.4	7.54	1.1	SR9	27/9/2014 12:45	29.44	133.3	8.49	3.1	SR9	27/9/2014 18:45	29.47	136.0	8.66	3.1
SR9	27/9/2014 0:50	29.58	124.0	8.44	2.2	SR9	27/9/2014 6:50	29.28	108.8	7.49	1.3	SR9	27/9/2014 12:50	29.43	133.6	8.51	3.9	SR9	27/9/2014 18:50	29.64	138.8	8.82	2.6
SR9	27/9/2014 0:55	29.55	121.4	8.27	2.5	SR9	27/9/2014 6:55	29.25	107.6	7.42	1.2	SR9	27/9/2014 12:55	29.53	134.3	8.55	3.1	SR9	27/9/2014 18:55	29.54	135.2	8.60	4.1
SR9	27/9/2014 1:00	29.50	118.6	8.08	2.0	SR9	27/9/2014 7:00	29.28	106.4	7.33	1.6	SR9	27/9/2014 13:00	29.41	134.6	8.58	2.9	SR9	27/9/2014 19:00	29.61	135.2	8.59	3.7
SR9	27/9/2014 1:05	29.46	117.4	8.00	2.0	SR9	27/9/2014 7:05	29.27	105.1	7.26	1.9	SR9	27/9/2014 13:05	29.53	135.9	8.65	3.1	SR9	27/9/2014 19:05	29.68	139.4	8.85	3.2
SR9	27/9/2014 1:10	29.43	115.7	7.89	1.7	SR9	27/9/2014 7:10	29.27	105.2	7.24	1.4	SR9	27/9/2014 13:10	29.54	136.9	8.71	3.0	SR9	27/9/2014 19:10	29.62	138.1	8.78	2.8
SR9	27/9/2014 1:15	29.42	116.3	7.95	1.5	SR9	27/9/2014 7:15	29.27	105.3	7.27	1.6	SR9	27/9/2014 13:15	29.55	137.8	8.76	3.1	SR9	27/9/2014 19:15	29.62	139.0	8.84	**7.6**
SR9	27/9/2014 1:20	29.52	118.5	8.05	2.0	SR9	27/9/2014 7:20	29.23	104.7	7.22	1.4	SR9	27/9/2014 13:20	29.49	137.5	8.75	3.3	SR9	27/9/2014 19:20	29.64	140.6	8.93	2.7
SR9	27/9/2014 1:25	29.55	120.8	8.20	2.2	SR9	27/9/2014 7:25	29.26	104.4	7.21	1.5	SR9	27/9/2014 13:25	29.49	135.4	8.62	2.9	SR9	27/9/2014 19:25	29.60	139.3	8.86	4.1
SR9	27/9/2014 1:30	29.55	119.7	8.11	1.7	SR9	27/9/2014 7:30	29.26	104.3	7.20	1.7	SR9	27/9/2014 13:30	29.51	137.8	8.77	3.1	SR9	27/9/2014 19:30	29.55	138.5	8.81	2.3
SR9	27/9/2014 1:35	29.55	119.7	8.13	1.7	SR9	27/9/2014 7:35	29.26	104.0	7.19	1.4	SR9	27/9/2014 13:35	29.59	141.2	8.97	2.3	SR9	27/9/2014 19:35	29.56	139.6	8.88	2.5
SR9	27/9/2014 1:40	29.58	120.6	8.20	2.0	SR9	27/9/2014 7:40	29.27	104.0	7.20	2.6	SR9	27/9/2014 13:40	29.62	143.0	9.08	2.3	SR9	27/9/2014 19:40	29.57	137.9	8.77	2.2
SR9	27/9/2014 1:45	29.58	120.7	8.21	2.0	SR9	27/9/2014 7:45	29.26	102.5	7.10	3.5	SR9	27/9/2014 13:45	29.63	144.4	9.18	2.1	SR9	27/9/2014 19:45	29.63	139.2	8.85	2.0
SR9	27/9/2014 1:50	29.56	119.5	8.12	1.8	SR9	27/9/2014 7:50	29.24	103.3	7.12	**5.1**	SR9	27/9/2014 13:50	29.67	144.9	9.20	2.2	SR9	27/9/2014 19:50	29.60	137.2	8.72	2.3
SR9	27/9/2014 1:55	29.51	117.8	8.03	1.9	SR9	27/9/2014 7:55	29.26	103.1	7.13	**7.2**	SR9	27/9/2014 13:55	29.69	145.6	9.24	2.5	SR9	27/9/2014 19:55	29.62	139.0	8.83	2.5
SR9	27/9/2014 2:00	29.54	118.3	8.07	2.6	SR9	27/9/2014 8:00	29.24	104.7	7.26	3.3	SR9	27/9/2014 14:00	29.67	145.2	9.22	2.4	SR9	27/9/2014 20:00	29.62	140.9	8.96	2.5
SR9	27/9/2014 2:05	29.52	118.9	8.11	1.7	SR9	27/9/2014 8:05	29.23	105.1	7.28	3.6	SR9	27/9/2014 14:05	29.64	145.6	9.25	2.3	SR9	27/9/2014 20:05	29.60	142.4	9.05	2.4
SR9	27/9/2014 2:10	29.55	117.8	8.03	2.0	SR9	27/9/2014 8:10	29.25	106.1	7.34	2.9	SR9	27/9/2014 14:10	29.66	146.0	9.28	2.3	SR9	27/9/2014 20:10	29.61	142.5	9.06	2.6
SR9	27/9/2014 2:15	29.46	115.0	7.86	1.9	SR9	27/9/2014 8:15	29.25	106.0	7.35	3.2	SR9	27/9/2014 14:15	29.64	146.7	9.32	2.4	SR9	27/9/2014 20:15	29.60	141.3	8.99	2.1
SR9	27/9/2014 2:20	29.47	114.5	7.82	3.1	SR9	27/9/2014 8:20	29.26	105.9	7.30	2.9	SR9	27/9/2014 14:20	29.59	146.5	9.32	2.6	SR9	27/9/2014 20:20	29.56	140.5	8.94	2.4
SR9	27/9/2014 2:25	29.46	114.2	7.79	**7.8**	SR9	27/9/2014 8:25	29.28	106.8	7.37	2.9	SR9	27/9/2014 14:25	29.60	147.5	9.37	2.3	SR9	27/9/2014 20:25	29.53	138.0	8.79	3.2
SR9	27/9/2014 2:30	29.46	113.8	7.76	1.6	SR9	27/9/2014 8:30	29.28	108.1	7.47	3.7	SR9	27/9/2014 14:30	29.59	147.4	9.37	2.5	SR9	27/9/2014 20:30	29.53	137.1	8.73	2.7
SR9	27/9/2014 2:35	29.45	113.2	7.72	3.4	SR9	27/9/2014 8:35	29.33	109.7	7.57	3.1	SR9	27/9/2014 14:35	29.64	147.7	9.38	2.6	SR9	27/9/2014 20:35	29.54	138.9	8.84	2.3
SR9	27/9/2014 2:40	29.46	114.4	7.81	2.3	SR9	27/9/2014 8:40	29.29	109.4	7.53	**5.9**	SR9	27/9/2014 14:40	29.61	147.9	9.40	2.4	SR9	27/9/2014 20:40	29.55	140.9	8.97	2.3
SR9	27/9/2014 2:45	29.44	113.3	7.74	1.7	SR9	27/9/2014 8:45	29.30	110.2	7.60	3.3	SR9	27/9/2014 14:45	29.59	148.1	9.42	2.4	SR9	27/9/2014 20:45	29.49	141.6	9.02	4.0
SR9	27/9/2014 2:50	29.41	112.0	7.65	2.0	SR9	27/9/2014 8:50	29.30	110.3	7.62	3.3	SR9	27/9/2014 14:50	29.57	146.8	9.34	2.8	SR9	27/9/2014 20:50	29.48	142.0	9.04	2.1
SR9	27/9/2014 2:55	29.42	112.5	7.70	2.0	SR9	27/9/2014 8:55	29.33	109.9	7.59	**10.2**	SR9	27/9/2014 14:55	29.59	146.9	9.34	2.6	SR9	27/9/2014 20:55	29.43	141.7	9.04	2.2
SR9	27/9/2014 3:00	29.40	111.1	7.60	3.1	SR9	27/9/2014 9:00	29.33	109.4	7.55	3.4	SR9	27/9/2014 15:00	29.61	147.5	9.38	2.7	SR9	27/9/2014 21:00	29.46	140.7	8.97	1.9
SR9	27/9/2014 3:05	29.39	111.0	7.60	2.6	SR9	27/9/2014 9:05	29.35	109.2	7.53	3.5	SR9	27/9/2014 15:05	29.62	149.0	9.47	2.9	SR9	27/9/2014 21:05	29.57	141.5	9.00	2.0
SR9	27/9/2014 3:10	29.38	110.2	7.55	4.0	SR9	27/9/2014 9:10	29.32	108.5	7.50	3.4	SR9	27/9/2014 15:10	29.65	150.5	9.56	2.5	SR9	27/9/2014 21:10	29.49	140.1	8.92	2.1
SR9	27/9/2014 3:15	29.38	110.6	7.57	**6.6**	SR9						SR9	27/9/2014 15:15	29.68	152.3	9.67	2.8	SR9	27/9/2014 21:15	29.50	138.9	8.85	2.0
SR9	27/9/2014 3:20	29.38	110.7	7.60	1.5	SR9						SR9	27/9/2014 15:20	29.65	153.3	9.74	2.4	SR9	27/9/2014 21:20	29.51	138.5	8.82	1.9
SR9	27/9/2014 3:25	29.36	110.2	7.56	2.7	SR9						SR9	27/9/2014 15:25	29.63	153.7	9.77	2.4	SR9	27/9/2014 21:25	29.51	138.2	8.80	2.2
SR9	27/9/2014 3:30	29.35	110.1	7.54	**4.8**	SR9	27/9/2014 9:30	29.02	111.2	7.14	3.7	SR9	27/9/2014 15:30	29.68	154.4	9.81	2.3	SR9	27/9/2014 21:30	29.52	137.6	8.76	1.9
SR9	27/9/2014 3:35	29.35	110.0	7.53	**11.5**	SR9	27/9/2014 9:35	28.99	109.2	7.01	4.2	SR9	27/9/2014 15:35	29.61	152.9	9.72	2.1	SR9	27/9/2014 21:35	29.65	138.9	8.83	2.0
SR9	27/9/2014 3:40	29.31	109.7	7.51	2.5	SR9	27/9/2014 9:40	29.04	110.4	7.09	4.1	SR9	27/9/2014 15:40	29.43	150.0	9.57	1.9	SR9	27/9/2014 21:40	29.71	142.3	9.04	2.6
SR9	27/9/2014 3:45	29.31	109.9	7.52	**12.6**	SR9	27/9/2014 9:45	29.04	108.7	6.98	4.1	SR9	27/9/2014 15:45	29.73	155.0	9.84	2.1	SR9	27/9/2014 21:45	29.71	143.2	9.09	2.9
SR9	27/9/2014 3:50	29.20	108.4	7.45	**12.9**	SR9	27/9/2014 9:50	29.14	112.2	7.19	4.3	SR9	27/9/2014 15:50	29.58	152.5	9.70	2.1	SR9	27/9/2014 21:50	29.72	143.6	9.12	2.4
SR9	27/9/2014 3:55	29.19	107.4	7.39	3.2	SR9	27/9/2014 9:55	29.15	113.2	7.25	4.1	SR9	27/9/2014 15:55	29.58	150.8	9.60	2.0	SR9	27/9/2014 21:55	29.73	143.0	9.08	2.8
SR9	27/9/2014 4:00	29.24	108.8	7.48	**12.9**	SR9	27/9/2014 10:00	29.22	114.2	7.30	3.8	SR9	27/9/2014 16:00	29.51	150.0	9.56	2.1	SR9	27/9/2014 22:00	29.59	139.2	8.86	2.4
SR9	27/9/2014 4:05	29.23	108.5	7.45	4.3	SR9	27/9/2014 10:05	29.25	115.2	7.36	3.8	SR9	27/9/2014 16:05	29.60	152.0	9.67	2.3	SR9	27/9/2014 22:05	29.70	142.7	9.07	1.9
SR9	27/9/2014 4:10	29.34	110.9	7.61	3.3	SR9	27/9/2014 10:10	29.25	115.3	7.37	3.9	SR9	27/9/2014 16:10	29.65	153.4	9.75	2.6	SR9	27/9/2014 22:10	29.72	142.6	9.05	2.1
SR9	27/9/2014 4:15	29.30	109.6	7.53	2.9	SR9	27/9/2014 10:15	29.29	115.1	7.35	4.2	SR9	27/9/2014 16:15	29.64	153.9	9.78	**13.0**	SR9	27/9/2014 22:15	29.72	142.6	9.05	2.1
SR9	27/9/2014 4:20	29.24	108.9	7.46	**12.0**	SR9	27/9/2014 10:20	29.24	114.9	7.35	4.3	SR9	27/9/2014 16:20	29.65	155.6	9.89	3.1	SR9	27/9/2014 22:20	29.72	142.3	9.03	1.9
SR9	27/9/2014 4:25	29.32	110.0	7.53	2.3	SR9	27/9/2014 10:25	29.22	114.5	7.32	4.2	SR9	27/9/2014 16:25	29.73	157.5	10.00	2.1	SR9	27/9/2014 22:25	29.72	141.7	8.99	2.1
SR9	27/9/2014 4:30	29.25	108.8	7.46	4.1	SR9	27/9/2014 10:30	29.18	113.9	7.29	4.1	SR9	27/9/2014 16:30	29.80	158.9	10.07	2.2	SR9	27/9/2014 22:30	29.72	141.4	8.98	1.8
SR9	27/9/2014 4:35	29.22	105.6	7.24	2.0	SR9	27/9/2014 10:35	29.18	113.1	7.23	4.2	SR9	27/9/2014 16:35	29.82	159.2	10.09	2.3	SR9	27/9/2014 22:35	29.73	141.4	8.98	2.1
SR9	27/9/2014 4:40	29.24	105.3	7.21	4.3	SR9	27/9/2014 10:40	29.19	114.9	7.35	4.6	SR9	27/9/2014 16:40	29.80	158.8	10.07	2.2	SR9	27/9/2014 22:40	29.73	141.0	8.96	2.0
SR9	27/9/2014 4:45	29.32	107.5	7.40	2.0	SR9	27/9/2014 10:45	29.16	114.7	7.34	4.3	SR9	27/9/2014 16:45	29.73	156.3	9.92	2.4	SR9	27/9/2014 22:45	29.71	140.2	8.90	2.1
SR9	27/9/2014 4:50	29.33	108.8	7.48	2.2	SR9	27/9/2014 10:50	29.19	116.1	7.43	4.6	SR9	27/9/2014 16:50	29.79	158.2	10.03	2.4	SR9	27/9/2014 22:50	29.70	139.9	8.89	2.2
SR9	27/9/2014 4:55	29.30	106.4	7.30	1.9	SR9	27/9/2014 10:55	29.18	115.3	7.38	4.7	SR9	27/9/2014 16:55	29.81	158.8	10.06	2.3	SR9	27/9/2014 22:55	29.67	138.5	8.80	2.1
SR9	27/9/2014 5:00	29.31	106.1	7.27	1.6	SR9	27/9/2014 11:00	29.20	113.3	7.25	4.6	SR9	27/9/2014 17:00	29.78	157.4	9.98	2.5	SR9	27/9/2014 23:00	29.64	137.5	8.74	2.0
SR9	27/9/2014 5:05	29.32	105.5	7.25	2.5	SR9	27/9/2014 11:05	29.19	114.7	7.34	4.6	SR9	27/9/2014 17:05	29.82	158.5	10.04	2.4	SR9	27/9/2014 23:05	29.65	137.2	8.73	2.4
SR9	27/9/2014 5:10	29.32	105.5	7.24	2.3	SR9	27/9/2014 11:10	29.12	114.6	7.34	3.8	SR9	27/9/2014 17:10	29.83	159.1	10.08	2.6	SR9	27/9/2014 23:10	29.61	135.4	8.61	2.2
SR9	27/9/2014 5:15	29.32	106.3	7.30	2.3	SR9	27/9/2014 11:15	29.14	115.7	7.41	3.6	SR9	27/9/2014 17:15	29.72	155.2	9.85	2.5	SR9	27/9/2014 23:15	29.60	135.4	8.61	2.4
SR9	27/9/2014 5:20	29.33	109.1	7.49	2.3	SR9	27/9/2014 11:20	29.20	114.7	7.34	4.1	SR9	27/9/2014 17:20	29.76	155.9	9.89	2.8	SR9	27/9/2014 23:20	29.62	136.4	8.67	3.4
SR9	27/9/2014 5:25	29.31	107.5	7.35	2.1	SR9	27/9/2014 11:25	29.13	119.9	7.68	2.6	SR9	27/9/2014 17:25	29.79	155.3	9.84	3.1	SR9	27/9/2014 23:25	29.61	136.5	8.68	**10.5**
SR9	27/9/2014 5:30	29.31	107.6	7.36	2.5	SR9	27/9/2014 11:30	29.14	119.1	7.63	2.4	SR9	27/9/2014 17:30	29.70	153.0	9.71	2.7	SR9	27/9/2014 23:30	29.61	136.7	8.69	4.1
SR9	27/9/2014 5:35	29.29	107.7	7.38	1.6	SR9	27/9/2014 11:35	29.18	119.7	7.66	2.7	SR9	27/9/2014 17:35	29.64	150.6	9.57	2.5	SR9	27/9/2014 23:35	29.60	136.7	8.69	3.5
SR9	27/9/2014 5:40	29.33	105.6	7.23	1.9	SR9	27/9/2014 11:40	29.21	121.5	7.77	2.9	SR9	27/9/2014 17:40	29.71	150.0	9.52	2.5	SR9	27/9/2014 23:40	29.59	136.3	8.67	2.2
SR9	27/9/2014 5:45	29.36	105.3	7.22	1.8	SR9	27/9/2014 11:45	29.33	120.5	7.69	3.3	SR9	27/9/2014 17:45	29.60	147.6	9.39	3.6	SR9	27/9/2014 23:45	29.57	135.6	8.63	2.3
SR9	27/9/2014 5:50	29.29	106.6	7.30	1.3	SR9	27/9/2014 11:50	29.33	129.1	8.24	3.4	SR9	27/9/2014 17:50	29.68	148.5	9.43	3.2	SR9	27/9/2014 23:50	29.57	135.3	8.61	2.3
SR9	27/9/2014 5:55	29.31	108.3	7.41	1.4	SR9	27/9/2014 11:55	29.38	129.7	8.27	3.9	SR9	27/9/2014 17:55	29.68	150.9	9.58	3.2	SR9	27/9/2014 23:55	29.55	134.6	8.57	2.1

Station	Timestamp	Temp (° C)	DO (%)	DO (mg/L)	Tur (NTU)	Station	Timestamp	Temp (° C)	DO (%)	DO (mg/L)	Tur (NTU)	Station	Timestamp	Temp (° C)	DO (%)	DO (mg/L)	Tur (NTU)	Station	Timestamp	Temp (°C)	DO (%)	DO (mg/L)	Tur (NTU)
SR10	27/9/2014 0:00	28.86	74.8	**5.00**	**5.0**	SR10	27/9/2014 6:00	28.75	74.6	**5.07**	3.9	SR10	27/9/2014 12:00	28.82	61.7	**4.16**	**5.0**	SR10	27/9/2014 18:00	29.36	66.1	**4.43**	2.5
SR10	27/9/2014 0:05	28.87	75.0	**5.02**	**5.1**	SR10	27/9/2014 6:05	28.74	74.7	**5.09**	3.4	SR10	27/9/2014 12:05	28.84	62.2	**4.20**	**4.8**	SR10	27/9/2014 18:05	29.37	63.0	**4.23**	2.5
SR10	27/9/2014 0:10	28.85	74.9	**5.01**	**9.0**	SR10	27/9/2014 6:10	28.74	74.4	**5.06**	3.6	SR10	27/9/2014 12:10	28.83	70.8	**4.78**	**5.5**	SR10	27/9/2014 18:10	29.37	61.5	**4.12**	2.5
SR10	27/9/2014 0:15	28.86	75.1	**5.03**	**7.3**	SR10	27/9/2014 6:15	28.74	74.4	**5.06**	3.4	SR10	27/9/2014 12:15	28.81	71.9	**4.86**	**5.3**	SR10	27/9/2014 18:15	29.38	60.6	**4.06**	2.8
SR10	27/9/2014 0:20	28.88	71.4	**4.78**	**4.8**	SR10	27/9/2014 6:20	28.73	73.8	**5.02**	3.2	SR10	27/9/2014 12:20	28.81	72.7	**4.90**	**5.7**	SR10	27/9/2014 18:20	29.41	59.3	**3.97**	2.4
SR10	27/9/2014 0:25	28.89	68.2	**4.57**	**4.9**	SR10	27/9/2014 6:25	28.75	74.1	**5.03**	3.4	SR10	27/9/2014 12:25	28.82	73.6	**4.96**	**5.6**	SR10	27/9/2014 18:25	29.44	56.6	**3.79**	3.1
SR10	27/9/2014 0:30	28.89	66.8	**4.48**	4.5	SR10	27/9/2014 6:30	28.74	68.7	**4.67**	3.1	SR10	27/9/2014 12:30	28.84	75.9	**5.11**	4.2	SR10	27/9/2014 18:30	29.45	61.5	**4.12**	2.3
SR10	27/9/2014 0:35	28.88	67.8	**4.55**	4.4	SR10	27/9/2014 6:35	28.74	65.6	**4.45**	3.6	SR10	27/9/2014 12:35	28.85	75.7	**5.10**	4.3	SR10	27/9/2014 18:35	29.44	62.2	**4.16**	2.4
SR10	27/9/2014 0:40	28.88	67.4	**4.53**	**5.4**	SR10	27/9/2014 6:40	28.74	65.4	**4.44**	**14.0**	SR10	27/9/2014 12:40	28.85	75.9	**5.12**	4.4	SR10	27/9/2014 18:40	29.45	69.7	**4.66**	2.6
SR10	27/9/2014 0:45	28.88	63.9	**4.29**	**4.8**	SR10	27/9/2014 6:45	28.74	63.5	**4.32**	3.8	SR10	27/9/2014 12:45	28.87	75.6	**5.09**	**4.9**	SR10	27/9/2014 18:45	29.42	76.0	**5.08**	2.7
SR10	27/9/2014 0:50	28.88	67.5	**4.53**	**4.9**	SR10	27/9/2014 6:50	28.74	61.2	**4.16**	2.9	SR10	27/9/2014 12:50	28.92	75.2	**5.06**	4.4	SR10	27/9/2014 18:50	29.43	78.9	**5.28**	3.1
SR10	27/9/2014 0:55	28.88	62.3	**4.18**	4.4	SR10	27/9/2014 6:55	28.74	60.7	**4.12**	2.9	SR10	27/9/2014 12:55	28.98	74.1	**4.98**	4.4	SR10	27/9/2014 18:55	29.38	79.1	**5.30**	3.7
SR10	27/9/2014 1:00	28.88	61.9	**4.16**	3.6	SR10	27/9/2014 7:00	28.74	61.9	**4.20**	4.0	SR10	27/9/2014 13:00	28.99	74.0	**4.98**	4.0	SR10	27/9/2014 19:00	29.29	81.8	**5.49**	2.9
SR10	27/9/2014 1:05	28.88	64.5	**4.33**	4.1	SR10	27/9/2014 7:05	28.74	60.9	**4.13**	2.8	SR10	27/9/2014 13:05	29.10	69.9	**4.69**	3.6	SR10	27/9/2014 19:05	29.27	81.6	**5.48**	3.4
SR10	27/9/2014 1:10	28.89	63.0	**4.23**	3.8	SR10	27/9/2014 7:10	28.74	60.5	**4.11**	3.2	SR10	27/9/2014 13:10	29.10	69.2	**4.65**	3.7	SR10	27/9/2014 19:10	29.28	81.5	**5.47**	3.3
SR10	27/9/2014 1:15	28.88	58.3	**3.92**	3.8	SR10	27/9/2014 7:15	28.74	60.5	**4.10**	3.3	SR10	27/9/2014 13:15	29.12	71.0	**4.77**	3.7	SR10	27/9/2014 19:15	29.24	82.7	**5.55**	3.1
SR10	27/9/2014 1:20	28.89	60.8	**4.08**	4.0	SR10	27/9/2014 7:20	28.75	59.9	**4.07**	3.7	SR10	27/9/2014 13:20	29.04	74.9	**5.03**	4.0	SR10	27/9/2014 19:20	29.34	65.8	**4.41**	2.6
SR10	27/9/2014 1:25	28.89	62.3	**4.18**	4.3	SR10	27/9/2014 7:25	28.75	59.5	**4.04**	2.8	SR10	27/9/2014 13:25	29.17	73.3	**4.92**	3.6	SR10	27/9/2014 19:25	29.35	64.4	**4.31**	2.8
SR10	27/9/2014 1:30	28.90	59.9	**4.02**	3.6	SR10	27/9/2014 7:30	28.75	59.1	**4.01**	2.6	SR10	27/9/2014 13:30	29.06	71.4	**4.80**	3.7	SR10	27/9/2014 19:30	29.35	57.6	**3.85**	2.7
SR10	27/9/2014 1:35	28.89	59.6	**4.01**	3.4	SR10	27/9/2014 7:35	28.75	60.4	**4.10**	3.7	SR10	27/9/2014 13:35	29.21	66.2	**4.44**	3.1	SR10	27/9/2014 19:35	29.35	60.0	**4.01**	3.0
SR10	27/9/2014 1:40	28.89	63.2	**4.24**	4.0	SR10	27/9/2014 7:40	28.75	60.3	**4.10**	2.5	SR10	27/9/2014 13:40	29.29	67.1	**4.49**	3.3	SR10	27/9/2014 19:40	29.38	58.5	**3.91**	2.6
SR10	27/9/2014 1:45	28.90	62.0	**4.16**	3.8	SR10	27/9/2014 7:45	28.75	59.5	**4.03**	2.9	SR10	27/9/2014 13:45	29.21	67.3	**4.51**	3.5	SR10	27/9/2014 19:45	29.40	55.6	**3.72**	2.4
SR10	27/9/2014 1:50	28.91	74.6	**5.01**	4.4	SR10	27/9/2014 7:50	28.75	62.6	**4.24**	4.1	SR10	27/9/2014 13:50	29.20	65.3	**4.38**	3.2	SR10	27/9/2014 19:50	29.38	59.7	**3.99**	2.5
SR10	27/9/2014 1:55	28.82	75.9	**5.10**	4.5	SR10	27/9/2014 7:55	28.76	59.5	**4.04**	3.7	SR10	27/9/2014 13:55	29.21	66.8	**4.49**	3.3	SR10	27/9/2014 19:55	29.36	58.2	**3.89**	2.4
SR10	27/9/2014 2:00	28.83	75.8	**5.10**	**6.1**	SR10	27/9/2014 8:00	28.75	57.9	**3.93**	2.5	SR10	27/9/2014 14:00	29.19	74.4	**5.00**	3.1	SR10	27/9/2014 20:00	29.35	56.6	**3.79**	2.4
SR10	27/9/2014 2:05	28.82	74.6	**5.02**	3.4	SR10	27/9/2014 8:05	28.75	58.8	**3.99**	2.6	SR10	27/9/2014 14:05	29.17	77.4	**5.20**	3.1	SR10	27/9/2014 20:05	29.33	57.9	**3.88**	2.1
SR10	27/9/2014 2:10	28.83	74.8	**5.03**	3.9	SR10	27/9/2014 8:10	28.74	61.1	**4.14**	3.4	SR10	27/9/2014 14:10	29.15	77.5	**5.20**	3.4	SR10	27/9/2014 20:10	29.32	57.7	**3.87**	2.4
SR10	27/9/2014 2:15	28.90	76.3	**5.13**	3.5	SR10	27/9/2014 8:15	28.75	59.8	**4.05**	2.5	SR10	27/9/2014 14:15	29.10	77.2	**5.19**	3.1	SR10	27/9/2014 20:15	29.31	57.2	**3.83**	3.5
SR10	27/9/2014 2:20	28.85	74.9	**5.04**	3.4	SR10	27/9/2014 8:20	28.76	64.7	**4.38**	2.6	SR10	27/9/2014 14:20	29.06	78.0	**5.25**	3.2	SR10	27/9/2014 20:20	29.29	62.8	**4.21**	4.0
SR10	27/9/2014 2:25	28.92	78.0	**5.24**	3.4	SR10	27/9/2014 8:25	28.76	62.5	**4.23**	2.7	SR10	27/9/2014 14:25	29.01	77.2	**5.19**	3.3	SR10	27/9/2014 20:25	29.29	62.6	**4.20**	3.8
SR10	27/9/2014 2:30	28.91	77.8	**5.22**	3.5	SR10	27/9/2014 8:30	28.76	63.0	**4.27**	2.6	SR10	27/9/2014 14:30	29.04	77.1	**5.19**	3.1	SR10	27/9/2014 20:30	29.30	64.6	**4.33**	**5.6**
SR10	27/9/2014 2:35	28.91	78.5	**5.27**	3.3	SR10	27/9/2014 8:35	28.76	62.7	**4.25**	3.0	SR10	27/9/2014 14:35	29.40	81.7	**5.46**	2.5	SR10	27/9/2014 20:35	29.35	66.0	**4.42**	3.8
SR10	27/9/2014 2:40	28.92	78.1	**5.24**	3.7	SR10	27/9/2014 8:40	28.77	62.1	**4.20**	2.4	SR10	27/9/2014 14:40	29.36	82.2	**5.50**	2.6	SR10	27/9/2014 20:40	29.36	64.5	**4.32**	4.5
SR10	27/9/2014 2:45	28.86	77.8	**5.23**	3.8	SR10	27/9/2014 8:45	28.77	61.3	**4.15**	2.5	SR10	27/9/2014 14:45	29.28	81.4	**5.46**	2.8	SR10	27/9/2014 20:45	29.42	67.8	**4.54**	**4.9**
SR10	27/9/2014 2:50	28.82	76.9	**5.18**	**5.6**	SR10	27/9/2014 8:50	28.78	64.0	**4.33**	2.9	SR10	27/9/2014 14:50	29.26	82.0	**5.50**	2.5	SR10	27/9/2014 20:50	29.47	70.3	**4.70**	**4.9**
SR10	27/9/2014 2:55	28.93	76.1	**5.11**	3.3	SR10	27/9/2014 8:55	28.78	62.8	**4.25**	2.6	SR10	27/9/2014 14:55	29.41	83.5	**5.58**	2.4	SR10	27/9/2014 20:55	29.46	74.3	**4.96**	4.5
SR10	27/9/2014 3:00	29.08	75.5	**5.05**	4.1	SR10	27/9/2014 9:00	28.78	66.2	**4.49**	2.7	SR10	27/9/2014 15:00	29.35	82.6	**5.54**	2.8	SR10	27/9/2014 21:00	29.42	70.6	**4.73**	2.8
SR10	27/9/2014 3:05	29.22	75.3	**5.03**	**7.1**	SR10	27/9/2014 9:05	28.78	68.9	**4.66**	2.9	SR10	27/9/2014 15:05	29.43	84.4	**5.65**	2.3	SR10	27/9/2014 21:05	29.44	70.9	**4.74**	3.1
SR10	27/9/2014 3:10	29.32	76.2	**5.08**	3.9	SR10	27/9/2014 9:10	28.78	71.9	**4.87**	**5.2**	SR10	27/9/2014 15:10	29.35	82.6	**5.53**	2.5	SR10	27/9/2014 21:10	29.40	72.5	**4.85**	**7.8**
SR10	27/9/2014 3:15	29.29	76.1	**5.07**	**6.1**	SR10	27/9/2014 9:15	28.77	72.8	**4.93**	2.9	SR10	27/9/2014 15:15	29.34	75.9	**5.08**	2.1	SR10	27/9/2014 21:15	29.36	70.3	**4.71**	4.1
SR10	27/9/2014 3:20	29.23	76.8	**5.13**	4.7	SR10	27/9/2014 9:20	28.77	69.5	**4.70**	3.0	SR10	27/9/2014 15:20	29.24	66.1	**4.43**	2.9	SR10	27/9/2014 21:20	29.26	77.9	**5.22**	4.4
SR10	27/9/2014 3:25	29.12	77.4	**5.18**	4.7	SR10	27/9/2014 9:25	28.78	67.9	**4.60**	3.5	SR10	27/9/2014 15:25	29.25	66.7	**4.48**	3.0	SR10	27/9/2014 21:25	29.36	77.3	**5.18**	4.6
SR10	27/9/2014 3:30	29.08	76.2	**5.10**	3.4	SR10	27/9/2014 9:30	28.79	70.0	**4.73**	4.6	SR10	27/9/2014 15:30	29.28	77.8	**5.21**	2.6	SR10	27/9/2014 21:30	29.31	75.6	**5.06**	4.6
SR10	27/9/2014 3:35	29.10	76.8	**5.13**	4.3	SR10	27/9/2014 9:35	28.80	69.2	**4.68**	3.4	SR10	27/9/2014 15:35	29.28	80.3	**5.38**	2.6	SR10	27/9/2014 21:35	29.33	76.2	**5.11**	4.3
SR10	27/9/2014 3:40	29.04	76.2	**5.10**	**6.6**	SR10	27/9/2014 9:40	28.80	66.7	**4.51**	3.4	SR10	27/9/2014 15:40	29.28	83.7	**5.60**	2.6	SR10	27/9/2014 21:40	29.27	72.4	**4.86**	4.2
SR10	27/9/2014 3:45	28.99	75.7	**5.07**	**4.8**	SR10	27/9/2014 9:45	28.80	67.0	**4.53**	4.1	SR10	27/9/2014 15:45	29.30	79.8	**5.35**	2.4	SR10	27/9/2014 21:45	29.29	73.2	**4.91**	4.5
SR10	27/9/2014 3:50	28.94	75.7	**5.08**	4.1	SR10	27/9/2014 9:50	28.80	65.2	**4.40**	**7.6**	SR10	27/9/2014 15:50	29.31	79.2	**5.30**	2.7	SR10	27/9/2014 21:50	29.27	71.8	**4.81**	4.5
SR10	27/9/2014 3:55	28.87	75.5	**5.08**	**7.9**	SR10	27/9/2014 9:55	28.82	65.8	**4.45**	4.5	SR10	27/9/2014 15:55	29.54	77.4	**5.16**	2.7	SR10	27/9/2014 21:55	29.25	71.7	**4.80**	4.4
SR10	27/9/2014 4:00	28.88	75.7	**5.09**	**25.3**	SR10	27/9/2014 10:00	28.84	65.6	**4.43**	3.7	SR10	27/9/2014 16:00	29.62	84.6	**5.65**	2.4	SR10	27/9/2014 22:00	29.24	72.7	**4.87**	4.6
SR10	27/9/2014 4:05	28.84	75.6	**5.09**	**9.3**	SR10	27/9/2014 10:05	28.86	65.3	**4.41**	3.7	SR10	27/9/2014 16:05	29.58	84.2	**5.63**	2.5	SR10	27/9/2014 22:05	29.22	71.8	**4.80**	3.8
SR10	27/9/2014 4:10	28.81	75.8	**5.11**	**5.4**	SR10	27/9/2014 10:10	28.92	66.2	**4.47**	3.4	SR10	27/9/2014 16:10	29.61	85.2	**5.70**	2.5	SR10	27/9/2014 22:10	29.21	68.6	**4.60**	**6.2**
SR10	27/9/2014 4:15	28.78	76.4	**5.16**	**5.7**	SR10	27/9/2014 10:15	28.84	66.8	**4.51**	3.9	SR10	27/9/2014 16:15	29.57	84.1	**5.62**	2.6	SR10	27/9/2014 22:15	29.18	68.1	**4.58**	**5.8**
SR10	27/9/2014 4:20	28.77	76.2	**5.15**	**5.7**	SR10	27/9/2014 10:20	28.84	61.6	**4.16**	4.2	SR10	27/9/2014 16:20	29.57	83.8	**5.62**	2.6	SR10	27/9/2014 22:20	29.21	69.9	**4.69**	**6.6**
SR10	27/9/2014 4:25	28.76	76.5	**5.17**	4.4	SR10	27/9/2014 10:25	28.87	62.2	**4.20**	4.6	SR10	27/9/2014 16:25	29.54	84.0	**5.63**	2.6	SR10	27/9/2014 22:25	29.20	70.6	**4.74**	**5.7**
SR10	27/9/2014 4:30	28.77	76.4	**5.16**	**4.8**	SR10	27/9/2014 10:30	28.85	60.0	**4.05**	**9.3**	SR10	27/9/2014 16:30	29.64	85.2	**5.71**	2.8	SR10	27/9/2014 22:30	29.22	70.8	**4.75**	**5.6**
SR10	27/9/2014 4:35	28.76	76.3	**5.15**	4.3	SR10	27/9/2014 10:35	28.83	67.3	**4.54**	4.7	SR10	27/9/2014 16:35	29.53	84.4	**5.66**	2.6	SR10	27/9/2014 22:35	29.22	71.2	**4.78**	**4.9**
SR10	27/9/2014 4:40	28.76	76.1	**5.14**	4.4	SR10	27/9/2014 10:40	28.85	65.8	**4.44**	4.3	SR10	27/9/2014 16:40	29.44	82.6	**5.54**	2.6	SR10	27/9/2014 22:40	29.22	66.9	**4.49**	3.8
SR10	27/9/2014 4:45	28.75	76.4	**5.16**	**9.9**	SR10	27/9/2014 10:45	28.85	64.6	**4.35**	4.2	SR10	27/9/2014 16:45	29.39	82.9	**5.56**	2.7	SR10	27/9/2014 22:45	29.20	69.4	**4.66**	**5.5**
SR10	27/9/2014 4:50	28.79	76.0	**5.13**	**4.9**	SR10	27/9/2014 10:50	28.84	67.7	**4.56**	4.4	SR10	27/9/2014 16:50	29.38	81.9	**5.49**	2.4	SR10	27/9/2014 22:50	29.22	69.3	**4.65**	4.6
SR10	27/9/2014 4:55	28.77	76.0	**5.13**	**9.5**	SR10	27/9/2014 10:55	28.87	63.9	**4.31**	3.8	SR10	27/9/2014 16:55	29.36	82.3	**5.53**	2.5	SR10	27/9/2014 22:55	29.20	73.5	**4.92**	**4.8**
SR10	27/9/2014 5:00	28.77	75.8	**5.11**	**6.4**	SR10	27/9/2014 11:00	28.89	60.5	**4.09**	3.9	SR10	27/9/2014 17:00	29.31	82.0	**5.51**	2.9	SR10	27/9/2014 23:00	29.20	73.8	**4.95**	4.6
SR10	27/9/2014 5:05	28.77	75.6	**5.10**	**6.6**	SR10	27/9/2014 11:05	28.89	61.7	**4.17**	**7.0**	SR10	27/9/2014 17:05	29.28	81.4	**5.47**	3.8	SR10	27/9/2014 23:05	29.21	75.3	**5.05**	**5.0**
SR10	27/9/2014 5:10	28.77	75.4	**5.09**	**7.5**	SR10	27/9/2014 11:10	28.89	62.8	**4.25**	4.0	SR10	27/9/2014 17:10	29.32	82.4	**5.53**	3.1	SR10	27/9/2014 23:10	29.10	72.5	**4.87**	4.7
SR10	27/9/2014 5:15	28.77	75.4	**5.09**	**5.5**	SR10	27/9/2014 11:15	28.88	61.4	**4.14**	4.3	SR10	27/9/2014 17:15	29.40	83.1	**5.57**	2.8	SR10	27/9/2014 23:15	29.06	75.6	**5.08**	**6.0**
SR10	27/9/2014 5:20	28.75	75.4	**5.09**	**7.4**	SR10	27/9/2014 11:20	28.86	59.2	**3.99**	**5.1**	SR10	27/9/2014 17:20	29.41	83.0	**5.58**	2.7	SR10	27/9/2014 23:20	29.05	76.1	**5.11**	**5.8**
SR10	27/9/2014 5:25	28.75	75.4	**5.09**	**7.8**	SR10	27/9/2014 11:25	28.92	61.1	**4.12**	**4.8**	SR10	27/9/2014 17:25	29.45	83.4	**5.59**	2.7	SR10	27/9/2014 23:25	29.04	74.9	**5.04**	**5.4**
SR10	27/9/2014 5:30	28.76	75.6	**5.10**	**6.8**	SR10	27/9/2014 11:30	28.93	60.5	**4.07**	4.3	SR10	27/9/2014 17:30	29.44	83.9	**5.61**	3.1	SR10	27/9/2014 23:30	29.03	71.6	**4.81**	**8.1**
SR10	27/9/2014 5:35	28.75	75.5	**5.10**	**7.4**	SR10	27/9/2014 11:35	28.87	60.0	**4.04**	4.7	SR10	27/9/2014 17:35	29.36	82.4	**5.52**	3.3	SR10	27/9/2014 23:35	29.06	74.8	**5.03**	**5.2**
SR10	27/9/2014 5:40	28.75	75.4	**5.10**	4.2	SR10	27/9/2014 11:40	28.84	66.1	**4.46**	**4.9**	SR10	27/9/2014 17:40	29.32	80.8	**5.43**	3.4	SR10	27/9/2014 23:40	29.03	72.3	**4.86**	**5.3**
SR10	27/9/2014 5:45	28.76	74.9	**5.07**	3.7	SR10	27/9/2014 11:45	28.83	61.6	**4.16**	**4.8**	SR10	27/9/2014 17:45	29.36	82.2	**5.52**	3.2	SR10	27/9/2014 23:45	29.00	75.1	**5.05**	**6.5**
SR10	27/9/2014 5:50	28.76	75.0	**5.08**	4.0	SR10	27/9/2014 11:50	28.82	65.1	**4.38**	**5.3**	SR10	27/9/2014 17:50	29.34	75.8	**5.08**	3.3	SR10	27/9/2014 23:50	29.02	74.0	**4.98**	**6.8**
SR10	27/9/2014 5:55	28.75	74.6	**5.05**	3.8	SR10	27/9/2014 11:55	28.82	57.9	**3.90**	**5.0**	SR10	27/9/2014 17:55	29.36	71.9	**4.82**	3.0	SR10	27/9/2014 23:55	29.02	72.6	**4.87**	**4.9**

Station	Timestamp	Temp (° C)	DO (%)	DO (mg/L)	Tur (NTU)	Station	Timestamp	Temp (° C)	DO (%)	DO (mg/L)	Tur (NTU)	Station	Timestamp	Temp (° C)	DO (%)	DO (mg/L)	Tur (NTU)	Station	Timestamp	Temp (°C)	DO (%)	DO (mg/L)	Tur (NTU)
SR11	27/9/2014 0:00	29.14	70.1	**4.48**	1.0	SR11	27/9/2014 6:00	28.87	51.0	**3.27**	0.6	SR11	27/9/2014 12:00	29.11	68.1	**4.37**	1.6	SR11	27/9/2014 18:00	29.50	68.0	**4.33**	1.6
SR11	27/9/2014 0:05	29.14	70.5	**4.50**	2.5	SR11	27/9/2014 6:05	28.88	51.7	**3.32**	0.7	SR11	27/9/2014 12:05	29.11	66.7	**4.28**	1.2	SR11	27/9/2014 18:05	29.51	67.7	**4.31**	1.0
SR11	27/9/2014 0:10	29.15	71.5	**4.56**	1.3	SR11	27/9/2014 6:10	28.99	61.4	**3.93**	0.5	SR11	27/9/2014 12:10	29.12	64.7	**4.15**	1.0	SR11	27/9/2014 18:10	29.49	65.7	**4.18**	1.0
SR11	27/9/2014 0:15	29.15	72.5	**4.63**	1.0	SR11	27/9/2014 6:15	28.91	62.5	**4.01**	0.1	SR11	27/9/2014 12:15	29.13	64.3	**4.12**	1.0	SR11	27/9/2014 18:15	29.50	69.6	**4.43**	0.9
SR11	27/9/2014 0:20	29.15	69.5	**4.44**	1.1	SR11	27/9/2014 6:20	28.91	66.2	**4.24**	4.5	SR11	27/9/2014 12:20	29.01	60.3	**3.87**	2.7	SR11	27/9/2014 18:20	29.40	71.0	**4.52**	1.6
SR11	27/9/2014 0:25	29.15	71.1	**4.54**	1.4	SR11	27/9/2014 6:25	28.73	63.8	**4.11**	0.4	SR11	27/9/2014 12:25	29.09	63.9	**4.10**	1.1	SR11	27/9/2014 18:25	29.17	72.1	**4.61**	2.6
SR11	27/9/2014 0:30	29.14	67.6	**4.32**	1.2	SR11	27/9/2014 6:30	28.83	71.9	**4.62**	2.3	SR11	27/9/2014 12:30	29.04	64.2	**4.12**	1.5	SR11	27/9/2014 18:30	29.35	71.3	**4.55**	1.7
SR11	27/9/2014 0:35	29.12	64.2	**4.11**	1.5	SR11	27/9/2014 6:35	28.84	72.9	**4.68**	2.6	SR11	27/9/2014 12:35	29.11	66.8	**4.28**	1.0	SR11	27/9/2014 18:35	29.56	78.0	**4.96**	0.6
SR11	27/9/2014 0:40	29.12	63.5	**4.06**	1.4	SR11	27/9/2014 6:40	28.83	72.8	**4.68**	2.3	SR11	27/9/2014 12:40	29.09	66.2	**4.24**	1.3	SR11	27/9/2014 18:40	29.53	79.1	**5.04**	0.7
SR11	27/9/2014 0:45	29.13	63.6	**4.06**	0.9	SR11	27/9/2014 6:45	28.85	72.4	**4.65**	2.4	SR11	27/9/2014 12:45	29.07	66.8	**4.29**	1.2	SR11	27/9/2014 18:45	29.53	77.4	**4.93**	1.6
SR11	27/9/2014 0:50	29.14	68.3	**4.36**	0.9	SR11	27/9/2014 6:50	28.84	72.4	**4.66**	2.3	SR11	27/9/2014 12:50	29.08	67.7	**4.34**	1.0	SR11	27/9/2014 18:50	29.54	79.8	**5.08**	1.0
SR11	27/9/2014 0:55	29.11	62.4	**3.99**	1.1	SR11	27/9/2014 6:55	28.83	73.2	**4.71**	2.8	SR11	27/9/2014 12:55	29.16	67.7	**4.34**	0.7	SR11	27/9/2014 18:55	29.55	82.3	**5.24**	1.0
SR11	27/9/2014 1:00	29.11	62.9	**4.02**	1.0	SR11	27/9/2014 7:00	28.82	72.7	**4.68**	2.6	SR11	27/9/2014 13:00	29.24	66.6	**4.26**	1.1	SR11	27/9/2014 19:00	29.59	85.3	**5.43**	1.7
SR11	27/9/2014 1:05	29.10	61.1	**3.91**	1.2	SR11	27/9/2014 7:05	28.78	73.1	**4.71**	2.6	SR11	27/9/2014 13:05	29.22	62.3	**3.99**	0.9	SR11	27/9/2014 19:05	29.61	87.2	**5.55**	1.3
SR11	27/9/2014 1:10	29.10	59.6	**3.81**	2.2	SR11	27/9/2014 7:10	28.79	73.2	**4.71**	4.3	SR11	27/9/2014 13:10	29.23	68.0	**4.35**	0.4	SR11	27/9/2014 19:10	29.57	85.2	**5.43**	2.0
SR11	27/9/2014 1:15	29.09	57.8	**3.70**	0.9	SR11	27/9/2014 7:15	28.81	73.3	**4.72**	2.4	SR11	27/9/2014 13:15	29.27	67.4	**4.31**	0.6	SR11	27/9/2014 19:15	29.49	79.5	**5.06**	1.7
SR11	27/9/2014 1:20	29.10	59.6	**3.81**	0.8	SR11	27/9/2014 7:20	28.78	73.9	**4.76**	3.0	SR11	27/9/2014 13:20	29.30	68.4	**4.37**	0.6	SR11	27/9/2014 19:20	29.47	82.0	**5.22**	1.5
SR11	27/9/2014 1:25	29.09	60.0	**3.84**	1.1	SR11	27/9/2014 7:25	28.81	73.5	**4.73**	2.9	SR11	27/9/2014 13:25	29.38	70.4	**4.50**	0.6	SR11	27/9/2014 19:25	29.45	82.7	**5.27**	1.7
SR11	27/9/2014 1:30	29.06	57.9	**3.70**	1.3	SR11	27/9/2014 7:30	28.80	73.9	**4.76**	3.1	SR11	27/9/2014 13:30	29.35	69.2	**4.42**	0.6	SR11	27/9/2014 19:30	29.42	82.3	**5.25**	1.7
SR11	27/9/2014 1:35	29.06	57.1	**3.65**	1.5	SR11	27/9/2014 7:35	28.80	74.2	**4.78**	3.3	SR11	27/9/2014 13:35	29.42	73.3	**4.68**	0.7	SR11	27/9/2014 19:35	29.42	81.8	**5.21**	1.4
SR11	27/9/2014 1:40	29.07	56.3	**3.60**	1.0	SR11	27/9/2014 7:40	28.82	73.2	**4.72**	3.2	SR11	27/9/2014 13:40	29.47	71.9	**4.58**	0.6	SR11	27/9/2014 19:40	29.42	83.1	**5.31**	3.0
SR11	27/9/2014 1:45	29.08	56.5	**3.61**	0.8	SR11	27/9/2014 7:45	28.81	73.7	**4.75**	3.2	SR11	27/9/2014 13:45	29.43	68.4	**4.36**	0.8	SR11	27/9/2014 19:45	29.42	84.3	**5.37**	1.3
SR11	27/9/2014 1:50	29.09	58.1	**3.72**	0.8	SR11	27/9/2014 7:50	28.83	73.4	**4.72**	3.5	SR11	27/9/2014 13:50	29.47	69.3	**4.42**	0.7	SR11	27/9/2014 19:50	29.42	84.9	**5.41**	1.4
SR11	27/9/2014 1:55	29.07	57.9	**3.70**	0.9	SR11	27/9/2014 7:55	28.83	73.1	**4.70**	2.9	SR11	27/9/2014 13:55	29.41	68.1	**4.35**	0.8	SR11	27/9/2014 19:55	29.35	84.7	**5.41**	1.2
SR11	27/9/2014 2:00	29.06	58.2	**3.72**	1.4	SR11	27/9/2014 8:00	28.84	72.7	**4.68**	2.7	SR11	27/9/2014 14:00	29.48	69.9	**4.46**	0.5	SR11	27/9/2014 20:00	29.30	83.7	**5.35**	1.7
SR11	27/9/2014 2:05	29.02	61.2	**3.91**	1.1	SR11	27/9/2014 8:05	28.83	73.8	**4.75**	2.9	SR11	27/9/2014 14:05	29.68	77.4	**4.92**	0.9	SR11	27/9/2014 20:05	29.32	83.6	**5.34**	2.0
SR11	27/9/2014 2:10	29.02	57.9	**3.71**	1.3	SR11	27/9/2014 8:10	28.83	73.7	**4.74**	2.5	SR11	27/9/2014 14:10	29.65	74.4	**4.73**	1.1	SR11	27/9/2014 20:10	29.33	84.1	**5.37**	1.7
SR11	27/9/2014 2:15	29.03	56.0	**3.58**	1.3	SR11	27/9/2014 8:15	28.84	73.8	**4.75**	2.6	SR11	27/9/2014 14:15	29.63	74.7	**4.75**	1.2	SR11	27/9/2014 20:15	29.32	83.8	**5.36**	1.9
SR11	27/9/2014 2:20	29.05	57.3	**3.67**	0.6	SR11	27/9/2014 8:20	28.87	73.8	**4.75**	2.4	SR11	27/9/2014 14:20	29.77	79.3	**5.03**	0.9	SR11	27/9/2014 20:20	29.30	84.2	**5.38**	1.5
SR11	27/9/2014 2:25	29.08	59.5	**3.81**	0.3	SR11	27/9/2014 8:25	28.84	74.0	**4.77**	2.6	SR11	27/9/2014 14:25	29.78	78.5	**4.98**	1.2	SR11	27/9/2014 20:25	29.31	85.2	**5.44**	1.5
SR11	27/9/2014 2:30	29.04	58.8	**3.76**	0.8	SR11	27/9/2014 8:30	28.86	75.4	**4.85**	2.4	SR11	27/9/2014 14:30	29.72	77.4	**4.92**	1.2	SR11	27/9/2014 20:30	29.33	85.5	**5.47**	1.4
SR11	27/9/2014 2:35	29.03	59.8	**3.83**	1.2	SR11	27/9/2014 8:35	28.88	75.4	**4.85**	2.7	SR11	27/9/2014 14:35	29.71	78.7	**4.99**	1.3	SR11	27/9/2014 20:35	29.34	86.0	**5.49**	2.6
SR11	27/9/2014 2:40	29.05	57.1	**3.66**	0.7	SR11	27/9/2014 8:40	28.87	75.8	**4.87**	2.4	SR11	27/9/2014 14:40	29.74	79.4	**5.04**	1.1	SR11	27/9/2014 20:40	29.27	83.3	**5.33**	1.3
SR11	27/9/2014 2:45	29.03	55.4	**3.55**	0.8	SR11	27/9/2014 8:45	28.93	75.1	**4.82**	2.1	SR11	27/9/2014 14:45	29.85	81.3	**5.15**	0.8	SR11	27/9/2014 20:45	29.23	82.5	**5.28**	1.3
SR11	27/9/2014 2:50	29.02	55.5	**3.55**	1.5	SR11	27/9/2014 8:50	28.93	75.1	**4.83**	2.8	SR11	27/9/2014 14:50	29.82	79.0	**5.01**	1.0	SR11	27/9/2014 20:50	29.26	82.3	**5.26**	1.2
SR11	27/9/2014 2:55	29.02	55.7	**3.57**	1.1	SR11	27/9/2014 8:55	28.90	75.9	**4.88**	2.1	SR11	27/9/2014 14:55	29.82	80.3	**5.09**	1.1	SR11	27/9/2014 20:55	29.29	80.3	**5.13**	1.3
SR11	27/9/2014 3:00	29.04	57.8	**3.70**	0.8	SR11	27/9/2014 9:00	28.90	74.6	**4.80**	2.3	SR11	27/9/2014 15:00	29.57	76.2	**4.84**	1.6	SR11	27/9/2014 21:00	29.30	80.9	**5.17**	1.4
SR11	27/9/2014 3:05	29.01	56.5	**3.61**	1.1	SR11	27/9/2014 9:05	28.92	70.6	**4.54**	2.3	SR11	27/9/2014 15:05	29.72	80.6	**5.11**	1.3	SR11	27/9/2014 21:05	29.31	82.9	**5.30**	1.1
SR11	27/9/2014 3:10	29.01	59.5	**3.80**	1.3	SR11	27/9/2014 9:10	29.00	77.6	**4.99**	1.7	SR11	27/9/2014 15:10	29.69	79.0	**5.02**	1.6	SR11	27/9/2014 21:10	29.26	80.3	**5.14**	1.1
SR11	27/9/2014 3:15	29.00	57.6	**3.68**	1.2	SR11	27/9/2014 9:15	28.94	77.9	**5.01**	1.9	SR11	27/9/2014 15:15	29.60	75.3	**4.78**	1.6	SR11	27/9/2014 21:15	29.26	79.8	**5.10**	1.1
SR11	27/9/2014 3:20	29.00	58.1	**3.71**	1.6	SR11	27/9/2014 9:20	28.94	77.6	**5.00**	2.0	SR11	27/9/2014 15:20	29.65	70.1	**4.45**	2.6	SR11	27/9/2014 21:20	29.27	77.7	**4.97**	1.1
SR11	27/9/2014 3:25	29.00	56.4	**3.61**	1.2	SR11	27/9/2014 9:25	28.93	72.5	**4.67**	2.2	SR11	27/9/2014 15:25	29.41	61.9	**3.94**	2.2	SR11	27/9/2014 21:25	29.25	77.4	**4.95**	1.8
SR11	27/9/2014 3:30	29.00	50.0	**3.20**	1.3	SR11	27/9/2014 9:30	28.91	75.9	**4.89**	2.5	SR11	27/9/2014 15:30	29.50	61.7	**3.93**	1.4	SR11	27/9/2014 21:30	29.26	74.5	**4.77**	1.6
SR11	27/9/2014 3:35	29.00	50.6	**3.24**	0.8	SR11	27/9/2014 9:35	28.94	77.1	**4.97**	2.3	SR11	27/9/2014 15:35	29.56	65.1	**4.14**	1.4	SR11	27/9/2014 21:35	29.22	69.8	**4.47**	1.1
SR11	27/9/2014 3:40	28.98	54.5	**3.49**	1.2	SR11						SR11	27/9/2014 15:40	29.59	64.6	**4.10**	1.1	SR11	27/9/2014 21:40	29.22	64.2	**4.11**	2.1
SR11	27/9/2014 3:45	28.97	56.3	**3.60**	1.6	SR11						SR11	27/9/2014 15:45	29.50	62.0	**3.95**	1.0	SR11	27/9/2014 21:45	29.24	62.4	**3.99**	1.5
SR11	27/9/2014 3:50	28.96	57.6	**3.69**	1.7	SR11						SR11	27/9/2014 15:50	29.53	62.8	**4.00**	0.8	SR11	27/9/2014 21:50	29.23	62.3	**3.98**	1.2
SR11	27/9/2014 3:55	28.95	57.3	**3.67**	1.6	SR11	27/9/2014 9:55	29.00	77.0	**4.95**	2.3	SR11	27/9/2014 15:55	29.51	61.7	**3.93**	1.1	SR11	27/9/2014 21:55	29.25	67.6	**4.32**	0.9
SR11	27/9/2014 4:00	28.95	59.4	**3.80**	1.7	SR11	27/9/2014 10:00	28.96	76.9	**4.95**	2.5	SR11	27/9/2014 16:00	29.42	57.9	**3.69**	1.0	SR11	27/9/2014 22:00	29.23	62.9	**4.02**	0.7
SR11	27/9/2014 4:05	28.95	61.1	**3.91**	1.8	SR11	27/9/2014 10:05	28.92	71.5	**4.60**	3.0	SR11	27/9/2014 16:05	29.38	59.6	**3.80**	1.3	SR11	27/9/2014 22:05	29.21	61.5	**3.93**	0.9
SR11	27/9/2014 4:10	28.95	58.1	**3.72**	2.0	SR11	27/9/2014 10:10	28.93	76.9	**4.95**	2.1	SR11	27/9/2014 16:10	29.44	62.0	**3.95**	0.7	SR11	27/9/2014 22:10	29.20	62.6	**4.01**	1.2
SR11	27/9/2014 4:15	28.93	57.8	**3.70**	1.3	SR11	27/9/2014 10:15	29.05	77.3	**4.97**	2.2	SR11	27/9/2014 16:15	29.23	59.5	**3.80**	3.0	SR11	27/9/2014 22:15	29.23	64.6	**4.13**	1.1
SR11	27/9/2014 4:20	28.94	58.0	**3.72**	1.7	SR11	27/9/2014 10:20	29.06	77.5	**4.98**	2.2	SR11	27/9/2014 16:20	29.23	58.8	**3.75**	2.6	SR11	27/9/2014 22:20	29.24	64.6	**4.13**	1.2
SR11	27/9/2014 4:25	28.93	59.7	**3.82**	1.6	SR11	27/9/2014 10:25	29.11	77.4	**4.97**	2.0	SR11	27/9/2014 16:25	29.32	64.5	**4.11**	1.0	SR11	27/9/2014 22:25	29.24	66.0	**4.22**	1.8
SR11	27/9/2014 4:30	28.91	56.2	**3.60**	1.9	SR11	27/9/2014 10:30	29.14	77.5	**4.98**	2.0	SR11	27/9/2014 16:30	29.23	60.8	**3.88**	1.9	SR11	27/9/2014 22:30	29.24	65.4	**4.18**	1.5
SR11	27/9/2014 4:35	28.91	56.9	**3.64**	1.7	SR11	27/9/2014 10:35	29.03	77.3	**4.97**	1.8	SR11	27/9/2014 16:35	29.31	64.5	**4.11**	1.1	SR11	27/9/2014 22:35	29.26	66.3	**4.24**	3.9
SR11	27/9/2014 4:40	28.89	59.1	**3.79**	2.1	SR11	27/9/2014 10:40	29.02	76.9	**4.95**	2.9	SR11	27/9/2014 16:40	29.32	61.8	**3.95**	1.2	SR11	27/9/2014 22:40	29.28	67.7	**4.32**	1.4
SR11	27/9/2014 4:45	28.89	59.9	**3.84**	2.1	SR11	27/9/2014 10:45	28.98	77.0	**4.95**	1.9	SR11	27/9/2014 16:45	29.25	59.0	**3.77**	2.4	SR11	27/9/2014 22:45	29.28	69.5	**4.44**	0.8
SR11	27/9/2014 4:50	28.87	59.9	**3.84**	2.9	SR11	27/9/2014 10:50	29.05	76.9	**4.94**	2.0	SR11	27/9/2014 16:50	29.38	64.5	**4.11**	1.1	SR11	27/9/2014 22:50	29.29	71.1	**4.55**	0.4
SR11	27/9/2014 4:55	28.87	58.2	**3.73**	2.3	SR11	27/9/2014 10:55	28.98	77.4	**4.97**	2.1	SR11	27/9/2014 16:55	29.53	71.5	**4.55**	0.5	SR11	27/9/2014 22:55	29.29	72.2	**4.61**	0.6
SR11	27/9/2014 5:00	28.87	57.6	**3.69**	2.3	SR11	27/9/2014 11:00	29.23	77.1	**4.94**	1.5	SR11	27/9/2014 17:00	29.58	74.9	**4.77**	0.4	SR11	27/9/2014 23:00	29.30	72.2	**4.61**	0.9
SR11	27/9/2014 5:05	28.88	53.9	**3.46**	1.9	SR11	27/9/2014 11:05	29.22	78.0	**5.00**	2.2	SR11	27/9/2014 17:05	29.50	72.7	**4.63**	0.9	SR11	27/9/2014 23:05	29.26	72.2	**4.62**	1.5
SR11	27/9/2014 5:10	28.87	54.3	**3.49**	2.5	SR11	27/9/2014 11:10	29.00	77.5	**4.98**	2.0	SR11	27/9/2014 17:10	29.49	73.3	**4.67**	0.6	SR11	27/9/2014 23:10	29.26	71.2	**4.55**	0.9
SR11	27/9/2014 5:15	28.87	55.7	**3.57**	1.7	SR11	27/9/2014 11:15	28.91	74.1	**4.76**	1.9	SR11	27/9/2014 17:15	29.46	72.4	**4.61**	0.8	SR11	27/9/2014 23:15	29.27	72.1	**4.61**	1.3
SR11	27/9/2014 5:20	28.89	50.7	**3.25**	0.9	SR11	27/9/2014 11:20	29.04	72.3	**4.64**	1.5	SR11	27/9/2014 17:20	29.46	66.2	**4.22**	1.2	SR11	27/9/2014 23:20	29.26	67.4	**4.31**	1.2
SR11	27/9/2014 5:25	28.90	50.3	**3.22**	**8.0**	SR11	27/9/2014 11:25	29.03	68.9	**4.42**	1.6	SR11	27/9/2014 17:25	29.44	65.3	**4.16**	1.7	SR11	27/9/2014 23:25	29.28	67.3	**4.30**	0.7
SR11	27/9/2014 5:30	28.92	50.2	**3.22**	0.5	SR11	27/9/2014 11:30	29.04	67.7	**4.34**	1.8	SR11	27/9/2014 17:30	29.47	63.3	**4.03**	1.2	SR11	27/9/2014 23:30	29.26	65.4	**4.18**	1.0
SR11	27/9/2014 5:35	28.92	55.5	**3.56**	**5.6**	SR11	27/9/2014 11:35	29.01	64.0	**4.11**	1.9	SR11	27/9/2014 17:35	29.47	63.7	**4.06**	1.1	SR11	27/9/2014 23:35	29.28	65.3	**4.17**	0.8
SR11	27/9/2014 5:40	28.90	52.1	**3.34**	1.6	SR11	27/9/2014 11:40	29.07	68.6	**4.40**	1.5	SR11	27/9/2014 17:40	29.40	62.3	**3.97**	2.1	SR11	27/9/2014 23:40	29.28	64.8	**4.14**	0.7
SR11	27/9/2014 5:45	28.90	53.3	**3.42**	**13.3**	SR11	27/9/2014 11:45	29.08	67.7	**4.34**	1.9	SR11	27/9/2014 17:45	29.31	64.7	**4.13**	2.1	SR11	27/9/2014 23:45	29.25	62.9	**4.02**	1.0
SR11	27/9/2014 5:50	28.89	53.2	**3.41**	**5.7**	SR11	27/9/2014 11:50	29.09	68.6	**4.40**	1.4	SR11	27/9/2014 17:50	29.38	60.9	**3.88**	1.9	SR11	27/9/2014 23:50	29.26	62.8	**4.01**	0.7
SR11	27/9/2014 5:55	28.88	52.8	**3.39**	0.7	SR11	27/9/2014 11:55	29.09	66.7	**4.28**	1.3	SR11	27/9/2014 17:55	29.51	67.5	**4.30**	0.7	SR11	27/9/2014 23:55	29.27	71.6	**4.58**	1.1

Station	Timestamp	Temp (° C)	DO (%)	DO (mg/L)	Tur (NTU)	Station	Timestamp	Temp (° C)	DO (%)	DO (mg/L)	Tur (NTU)	Station	Timestamp	Temp (° C)	DO (%)	DO (mg/L)	Tur (NTU)	Station	Timestamp	Temp (°C)	DO (%)	DO (mg/L)	Tur (NTU)
SR12	27/9/2014 0:01	29.06	71.3	4.66	4.4	SR12	27/9/2014 6:01	28.93	71.1	4.68	6.8	SR12	27/9/2014 12:01	29.22	69.2	4.50	4.4	SR12	27/9/2014 18:01	29.31	73.0	4.77	6.7
SR12	27/9/2014 0:06	29.07	70.6	4.62	4.4	SR12	27/9/2014 6:06	28.91	72.0	4.74	7.1	SR12	27/9/2014 12:06	29.33	70.8	4.60	4.0	SR12	27/9/2014 18:06	29.30	73.8	4.82	6.1
SR12	27/9/2014 0:11	29.07	70.4	4.61	4.4	SR12	27/9/2014 6:11	28.93	70.6	4.65	6.1	SR12	27/9/2014 12:11	29.35	71.1	4.61	4.0	SR12	27/9/2014 18:11	29.31	73.2	4.78	5.7
SR12	27/9/2014 0:16	29.07	70.4	4.61	4.3	SR12	27/9/2014 6:16	28.90	70.8	4.66	5.6	SR12	27/9/2014 12:16	29.27	69.2	4.49	4.4	SR12	27/9/2014 18:16	29.31	71.4	4.66	6.0
SR12	27/9/2014 0:21	29.09	71.8	4.69	5.2	SR12	27/9/2014 6:21	28.92	70.4	4.64	6.1	SR12	27/9/2014 12:21	29.37	72.7	4.73	4.0	SR12	27/9/2014 18:21	29.30	71.5	4.67	6.5
SR12	27/9/2014 0:26	29.09	71.0	4.64	4.6	SR12	27/9/2014 6:26	28.92	72.6	4.78	6.0	SR12	27/9/2014 12:26	29.40	72.8	4.74	3.6	SR12	27/9/2014 18:26	29.29	71.3	4.65	6.8
SR12	27/9/2014 0:31	29.10	71.5	4.68	4.7	SR12	27/9/2014 6:31	28.91	71.7	4.72	5.8	SR12	27/9/2014 12:31	29.38	72.5	4.72	4.1	SR12	27/9/2014 18:31	29.28	72.3	4.72	8.0
SR12	27/9/2014 0:36	29.10	71.2	4.66	5.0	SR12	27/9/2014 6:36	28.91	71.7	4.72	5.5	SR12	27/9/2014 12:36	29.41	74.0	4.82	3.6	SR12	27/9/2014 18:36	29.29	73.0	4.77	5.3
SR12	27/9/2014 0:41	29.11	72.2	4.72	4.9	SR12	27/9/2014 6:41	28.90	71.8	4.73	5.0	SR12	27/9/2014 12:41	29.37	73.8	4.81	4.0	SR12	27/9/2014 18:41	29.27	72.2	4.72	6.3
SR12	27/9/2014 0:46	29.12	71.4	4.67	4.7	SR12	27/9/2014 6:46	28.88	72.4	4.77	4.4	SR12	27/9/2014 12:46	29.40	75.1	4.90	4.9	SR12	27/9/2014 18:46	29.26	71.0	4.64	6.3
SR12	27/9/2014 0:51	29.13	71.7	4.69	4.9	SR12	27/9/2014 6:51	28.91	73.6	4.85	4.8	SR12	27/9/2014 12:51	29.36	72.8	4.74	4.1	SR12	27/9/2014 18:51	29.25	70.0	4.57	6.2
SR12	27/9/2014 0:56	29.13	71.0	4.65	5.3	SR12	27/9/2014 6:56	28.91	72.9	4.80	4.9	SR12	27/9/2014 12:56	29.38	74.8	4.88	3.9	SR12	27/9/2014 18:56	29.23	70.8	4.62	6.2
SR12	27/9/2014 1:01	29.13	71.1	4.65	4.8	SR12	27/9/2014 7:01	28.91	71.9	4.73	4.8	SR12	27/9/2014 13:01	29.37	74.1	4.83	4.0	SR12	27/9/2014 19:01	29.23	70.7	4.62	5.9
SR12	27/9/2014 1:06	29.13	70.9	4.64	4.5	SR12	27/9/2014 7:06	28.92	70.6	4.64	5.1	SR12	27/9/2014 13:06	29.39	74.3	4.85	3.6	SR12	27/9/2014 19:06	29.22	70.2	4.58	6.9
SR12	27/9/2014 1:11	29.14	71.3	4.67	5.2	SR12	27/9/2014 7:11	28.92	71.7	4.72	8.8	SR12	27/9/2014 13:11	29.39	75.2	4.91	3.6	SR12	27/9/2014 19:11	29.20	68.3	4.45	6.6
SR12	27/9/2014 1:16	29.14	71.2	4.66	5.1	SR12	27/9/2014 7:16	28.94	69.1	4.53	**11.1**	SR12	27/9/2014 13:16	29.32	72.3	4.72	4.6	SR12	27/9/2014 19:16	29.19	67.5	4.41	6.3
SR12	27/9/2014 1:21	29.14	70.9	4.64	5.1	SR12	27/9/2014 7:21	28.94	67.6	4.43	**10.0**	SR12	27/9/2014 13:21	29.36	75.1	4.91	3.8	SR12	27/9/2014 19:21	29.17	68.5	4.47	7.4
SR12	27/9/2014 1:26	29.14	71.5	4.68	5.5	SR12	27/9/2014 7:26	28.94	67.6	4.43	**10.0**	SR12	27/9/2014 13:26	29.34	74.6	4.87	4.0	SR12	27/9/2014 19:26	29.16	68.5	4.47	7.3
SR12	27/9/2014 1:31	29.14	71.5	4.68	5.2	SR12	27/9/2014 7:31	28.95	67.5	4.43	7.2	SR12	27/9/2014 13:31	29.31	73.8	4.82	4.5	SR12	27/9/2014 19:31	29.15	67.7	4.41	7.5
SR12	27/9/2014 1:36	29.14	71.3	4.67	5.0	SR12	27/9/2014 7:36	28.94	67.6	4.43	8.3	SR12	27/9/2014 13:36	29.31	74.2	4.85	4.4	SR12	27/9/2014 19:36	29.13	68.2	4.45	7.3
SR12	27/9/2014 1:41	29.13	70.8	4.63	5.1	SR12	27/9/2014 7:41	28.95	66.8	4.38	7.5	SR12	27/9/2014 13:41	29.30	74.9	4.89	4.2	SR12	27/9/2014 19:41	29.14	68.0	4.43	7.9
SR12	27/9/2014 1:46	29.13	71.4	4.67	5.0	SR12	27/9/2014 7:46	28.95	67.0	4.39	7.6	SR12	27/9/2014 13:46	29.31	75.0	4.90	4.6	SR12	27/9/2014 19:46	29.14	67.8	4.42	6.8
SR12	27/9/2014 1:51	29.13	70.8	4.63	5.3	SR12	27/9/2014 7:51	28.95	66.2	4.33	7.5	SR12	27/9/2014 13:51	29.29	74.3	4.86	5.2	SR12	27/9/2014 19:51	29.13	68.0	4.44	7.4
SR12	27/9/2014 1:56	29.13	70.8	4.63	5.5	SR12	27/9/2014 7:56	28.95	66.0	4.32	7.3	SR12	27/9/2014 13:56	29.29	74.3	4.86	5.8	SR12	27/9/2014 19:56	29.13	67.6	4.41	7.0
SR12	27/9/2014 2:01	29.12	70.9	4.64	5.1	SR12	27/9/2014 8:01	28.95	65.9	4.31	6.7	SR12	27/9/2014 14:01	29.29	74.1	4.85	5.7	SR12	27/9/2014 20:01	29.12	67.7	4.41	7.1
SR12	27/9/2014 2:06	29.12	70.7	4.63	5.1	SR12	27/9/2014 8:06	28.95	66.0	4.32	6.3	SR12	27/9/2014 14:06	29.29	74.4	4.87	5.3	SR12	27/9/2014 20:06	29.11	66.9	4.36	6.3
SR12	27/9/2014 2:11	29.11	70.6	4.62	5.1	SR12	27/9/2014 8:11	28.95	66.3	4.34	6.4	SR12	27/9/2014 14:11	29.28	73.8	4.82	5.9	SR12	27/9/2014 20:11	29.11	67.6	4.41	6.9
SR12	27/9/2014 2:16	29.11	70.6	4.62	5.6	SR12	27/9/2014 8:16	28.95	66.4	4.34	6.7	SR12	27/9/2014 14:16	29.24	72.9	4.77	6.1	SR12	27/9/2014 20:16	29.10	67.3	4.39	7.6
SR12	27/9/2014 2:21	29.11	70.1	4.59	5.6	SR12	27/9/2014 8:21	28.95	66.3	4.34	6.1	SR12	27/9/2014 14:21	29.24	72.8	4.76	6.7	SR12	27/9/2014 20:21	29.10	67.0	4.37	6.5
SR12	27/9/2014 2:26	29.11	70.9	4.64	7.4	SR12	27/9/2014 8:26	28.96	65.9	4.31	6.1	SR12	27/9/2014 14:26	29.25	72.9	4.77	5.7	SR12	27/9/2014 20:26	29.10	65.8	4.29	6.4
SR12	27/9/2014 2:31	29.10	70.4	4.61	6.4	SR12	27/9/2014 8:31	28.95	65.9	4.31	5.7	SR12	27/9/2014 14:31	29.24	72.1	4.72	5.9	SR12	27/9/2014 20:31	29.09	65.3	4.26	5.5
SR12	27/9/2014 2:36	29.10	70.6	4.62	7.1	SR12	27/9/2014 8:36	28.95	66.2	4.33	5.9	SR12	27/9/2014 14:36	29.25	72.7	4.76	5.6	SR12	27/9/2014 20:36	29.10	65.1	4.25	5.9
SR12	27/9/2014 2:41	29.10	70.2	4.59	7.5	SR12	27/9/2014 8:41	28.95	65.9	4.31	5.8	SR12	27/9/2014 14:41	29.26	73.8	4.83	5.5	SR12	27/9/2014 20:41	29.08	65.4	4.27	7.4
SR12	27/9/2014 2:46	29.09	70.0	4.58	7.2	SR12	27/9/2014 8:46	28.95	66.0	4.31	6.8	SR12	27/9/2014 14:46	29.28	74.0	4.84	5.1	SR12	27/9/2014 20:46	29.09	66.1	4.31	7.5
SR12	27/9/2014 2:51	29.09	69.8	4.57	7.2	SR12	27/9/2014 8:51	28.95	65.3	4.27	5.6	SR12	27/9/2014 14:51	29.28	73.3	4.80	6.3	SR12	27/9/2014 20:51	29.09	65.4	4.27	7.3
SR12	27/9/2014 2:56	29.08	69.9	4.58	9.0	SR12	27/9/2014 8:56	28.95	66.0	4.31	5.4	SR12	27/9/2014 14:56	29.29	73.8	4.82	6.3	SR12	27/9/2014 20:56	29.08	65.3	4.26	6.5
SR12	27/9/2014 3:01	29.07	70.3	4.60	**10.0**	SR12	27/9/2014 9:01	28.95	66.4	4.34	5.5	SR12	27/9/2014 15:01	29.30	74.1	4.84	**10.9**	SR12	27/9/2014 21:01	29.09	64.5	4.21	6.1
SR12	27/9/2014 3:06	29.06	70.4	4.61	**10.0**	SR12	27/9/2014 9:06	28.96	65.7	4.30	5.2	SR12	27/9/2014 15:06	29.31	74.0	4.83	7.9	SR12	27/9/2014 21:06	29.09	66.0	4.31	7.3
SR12	27/9/2014 3:11	29.06	70.1	4.59	9.0	SR12	27/9/2014 9:11	28.97	65.7	4.30	5.1	SR12	27/9/2014 15:11	29.31	73.6	4.81	6.5	SR12	27/9/2014 21:11	29.08	65.4	4.27	6.3
SR12	27/9/2014 3:16	29.06	69.9	4.57	9.6	SR12	27/9/2014 9:16	28.97	65.7	4.30	4.8	SR12	27/9/2014 15:16	29.30	73.1	4.78	6.5	SR12	27/9/2014 21:16	29.07	64.6	4.22	5.1
SR12	27/9/2014 3:21	29.06	69.6	4.56	9.1	SR12	27/9/2014 9:21	28.98	65.8	4.30	4.7	SR12	27/9/2014 15:21	29.30	73.0	4.77	6.3	SR12	27/9/2014 21:21	29.08	65.2	4.26	4.8
SR12	27/9/2014 3:26	29.06	69.3	4.53	9.5	SR12	27/9/2014 9:26	28.97	65.6	4.29	5.2	SR12	27/9/2014 15:26	29.30	72.5	4.74	6.1	SR12	27/9/2014 21:26	29.10	64.9	4.23	5.7
SR12	27/9/2014 3:31	29.02	71.1	4.65	8.8	SR12	27/9/2014 9:31	28.98	65.7	4.30	5.7	SR12	27/9/2014 15:31	29.29	72.1	4.71	6.5	SR12	27/9/2014 21:31	29.10	64.2	4.19	5.4
SR12	27/9/2014 3:36	29.03	71.0	4.64	8.6	SR12	27/9/2014 9:36	28.98	64.0	4.18	5.4	SR12	27/9/2014 15:36	29.29	71.8	4.69	7.7	SR12	27/9/2014 21:36	29.11	64.8	4.22	5.8
SR12	27/9/2014 3:41	29.02	70.6	4.62	9.2	SR12	27/9/2014 9:41	28.98	64.1	4.19	5.5	SR12	27/9/2014 15:41	29.30	72.5	4.74	6.5	SR12	27/9/2014 21:41	29.11	64.9	4.23	5.5
SR12	27/9/2014 3:46	29.00	70.7	4.62	9.9	SR12	27/9/2014 9:46	28.98	63.2	4.13	5.3	SR12	27/9/2014 15:46	29.30	72.2	4.72	6.5	SR12	27/9/2014 21:46	29.10	64.0	4.17	4.6
SR12	27/9/2014 3:51	28.98	70.2	4.59	**10.2**	SR12	27/9/2014 9:51	28.97	63.6	4.15	5.8	SR12	27/9/2014 15:51	29.30	72.2	4.72	6.7	SR12	27/9/2014 21:51	29.10	64.4	4.20	6.3
SR12	27/9/2014 3:56	28.94	70.5	4.61	**10.8**	SR12	27/9/2014 9:56	28.97	62.7	4.10	4.7	SR12	27/9/2014 15:56	29.30	72.2	4.72	7.2	SR12	27/9/2014 21:56	29.10	63.2	4.12	5.9
SR12	27/9/2014 4:01	28.92	70.6	4.62	8.6	SR12	27/9/2014 10:01	29.03	65.9	4.30	4.5	SR12	27/9/2014 16:01	29.30	72.0	4.70	6.8	SR12	27/9/2014 22:01	29.11	61.6	4.02	5.0
SR12	27/9/2014 4:06	28.92	70.7	4.63	8.7	SR12	27/9/2014 10:06	28.97	65.4	4.27	5.6	SR12	27/9/2014 16:06	29.29	71.5	4.67	7.4	SR12	27/9/2014 22:06	29.11	58.9	3.84	5.1
SR12	27/9/2014 4:11	28.92	70.3	4.60	8.2	SR12	27/9/2014 10:11	28.97	63.5	4.15	5.5	SR12	27/9/2014 16:11	29.26	72.3	4.72	9.1	SR12	27/9/2014 22:11	29.10	60.6	3.95	6.2
SR12	27/9/2014 4:16	28.92	70.8	4.63	9.1	SR12	27/9/2014 10:16	29.00	64.7	4.22	4.6	SR12	27/9/2014 16:16	29.26	72.2	4.72	8.7	SR12	27/9/2014 22:16	29.10	62.2	4.06	6.1
SR12	27/9/2014 4:21	28.91	70.9	4.64	8.6	SR12	27/9/2014 10:21	29.00	66.8	4.36	5.1	SR12	27/9/2014 16:21	29.26	71.9	4.70	8.0	SR12	27/9/2014 22:21	29.10	62.8	4.09	5.3
SR12	27/9/2014 4:26	28.91	71.4	4.67	8.0	SR12	27/9/2014 10:26	29.01	66.6	4.34	5.1	SR12	27/9/2014 16:26	29.27	72.4	4.73	8.7	SR12	27/9/2014 22:26	29.08	63.4	4.13	6.9
SR12	27/9/2014 4:31	28.91	71.7	4.70	8.6	SR12	27/9/2014 10:31	29.00	65.3	4.26	5.0	SR12	27/9/2014 16:31	29.29	73.4	4.79	8.6	SR12	27/9/2014 22:31	29.08	62.8	4.09	6.1
SR12	27/9/2014 4:36	28.91	71.4	4.68	9.1	SR12	27/9/2014 10:36	29.07	67.5	4.40	4.0	SR12	27/9/2014 16:36	29.28	73.3	4.78	9.9	SR12	27/9/2014 22:36	29.08	62.6	4.08	5.3
SR12	27/9/2014 4:41	28.91	71.8	4.70	8.4	SR12	27/9/2014 10:41	29.03	66.5	4.34	4.6	SR12	27/9/2014 16:41	29.29	73.2	4.78	**10.0**	SR12	27/9/2014 22:41	29.08	62.6	4.08	6.3
SR12	27/9/2014 4:46	28.91	72.2	4.74	7.9	SR12	27/9/2014 10:46	28.99	64.4	4.20	6.6	SR12	27/9/2014 16:46	29.27	73.3	4.79	9.6	SR12	27/9/2014 22:46	29.06	63.7	4.15	4.9
SR12	27/9/2014 4:51	28.90	72.2	4.74	8.0	SR12	27/9/2014 10:51	29.17	67.8	4.41	4.7	SR12	27/9/2014 16:51	29.28	73.3	4.78	8.8	SR12	27/9/2014 22:51	29.07	61.4	4.00	7.0
SR12	27/9/2014 4:56	28.90	72.4	4.75	7.3	SR12	27/9/2014 10:56	29.13	66.6	4.34	6.5	SR12	27/9/2014 16:56	29.27	73.0	4.76	8.6	SR12	27/9/2014 22:56	29.08	62.6	4.08	5.6
SR12	27/9/2014 5:01	28.91	72.0	4.72	8.0	SR12	27/9/2014 11:01	29.21	67.5	4.39	3.8	SR12	27/9/2014 17:01	29.26	72.8	4.75	8.6	SR12	27/9/2014 23:01	29.07	63.2	4.12	5.7
SR12	27/9/2014 5:06	28.90	72.9	4.79	7.2	SR12	27/9/2014 11:06	29.08	66.9	4.36	4.6	SR12	27/9/2014 17:06	29.26	72.8	4.75	7.9	SR12	27/9/2014 23:06	29.07	65.2	4.25	5.1
SR12	27/9/2014 5:11	28.90	72.7	4.78	7.2	SR12	27/9/2014 11:11	28.94	64.0	4.18	6.6	SR12	27/9/2014 17:11	29.26	73.3	4.78	8.0	SR12	27/9/2014 23:11	29.07	63.0	4.11	5.3
SR12	27/9/2014 5:16	28.91	72.8	4.78	6.3	SR12	27/9/2014 11:16	29.09	66.5	4.33	4.7	SR12	27/9/2014 17:16	29.28	74.0	4.83	7.3	SR12	27/9/2014 23:16	29.06	62.5	4.07	5.2
SR12	27/9/2014 5:21	28.91	72.4	4.75	7.3	SR12	27/9/2014 11:21	29.03	66.6	4.34	5.6	SR12	27/9/2014 17:21	29.28	74.0	4.83	6.9	SR12	27/9/2014 23:21	29.04	63.9	4.17	6.1
SR12	27/9/2014 5:26	28.91	72.4	4.76	7.9	SR12	27/9/2014 11:26	29.06	67.2	4.38	4.5	SR12	27/9/2014 17:26	29.27	73.9	4.82	7.1	SR12	27/9/2014 23:26	29.03	65.0	4.24	6.1
SR12	27/9/2014 5:31	28.91	72.1	4.73	7.2	SR12	27/9/2014 11:31	29.02	65.0	4.24	5.0	SR12	27/9/2014 17:31	29.27	73.4	4.79	7.1	SR12	27/9/2014 23:31	29.03	67.4	4.40	6.3
SR12	27/9/2014 5:36	28.92	71.8	4.72	7.3	SR12	27/9/2014 11:36	29.22	68.7	4.47	3.7	SR12	27/9/2014 17:36	29.29	74.2	4.84	6.4	SR12	27/9/2014 23:36	29.03	67.0	4.37	6.0
SR12	27/9/2014 5:41	28.92	72.5	4.76	6.5	SR12	27/9/2014 11:41	29.15	67.3	4.38	4.1	SR12	27/9/2014 17:41	29.29	73.9	4.82	6.7	SR12	27/9/2014 23:41	29.04	68.3	4.45	6.5
SR12	27/9/2014 5:46	28.92	71.7	4.71	6.8	SR12	27/9/2014 11:46	29.17	67.3	4.38	3.7	SR12	27/9/2014 17:46	29.31	74.4	4.86	6.7	SR12	27/9/2014 23:46	29.03	67.9	4.43	7.5
SR12	27/9/2014 5:51	28.92	71.9	4.73	8.8	SR12	27/9/2014 11:51	29.26	69.1	4.49	3.5	SR12	27/9/2014 17:51	29.31	74.7	4.88	6.3	SR12	27/9/2014 23:51	29.03	67.7	4.42	6.4
SR12	27/9/2014 5:56	28.93	72.3	4.76	7.0	SR12	27/9/2014 11:56	29.14	66.7	4.34	4.2	SR12	27/9/2014 17:56	29.31	73.9	4.83	7.3	SR12	27/9/2014 23:56	29.09	70.2	4.59	4.8

Station	Timestamp	Temp (° C)	DO (%)	DO (mg/L)	Tur (NTU)	Station	Timestamp	Temp (° C)	DO (%)	DO (mg/L)	Tur (NTU)	Station	Timestamp	Temp (° C)	DO (%)	DO (mg/L)	Tur (NTU)	Station	Timestamp	Temp (°C)	DO (%)	DO (mg/L)	Tur (NTU)
SR13	27/9/2014 0:00	28.93	66.5	**4.34**	3.6	SR13	27/9/2014 6:00	29.00	65.3	**4.27**	2.7	SR13	27/9/2014 12:00	28.98	65.0	**4.25**	6.3	SR13	27/9/2014 18:00	29.24	69.3	**4.52**	13.1
SR13	27/9/2014 0:05	28.93	66.7	**4.36**	3.7	SR13	27/9/2014 6:05	28.99	63.9	**4.19**	1.6	SR13	27/9/2014 12:05	29.04	65.9	**4.30**	6.2	SR13	27/9/2014 18:05	29.24	68.2	**4.45**	**13.6**
SR13	27/9/2014 0:10	28.94	66.4	**4.33**	3.3	SR13	27/9/2014 6:10	28.98	64.9	**4.25**	2.9	SR13	27/9/2014 12:10	29.02	65.0	**4.25**	4.4	SR13	27/9/2014 18:10	29.24	68.6	**4.48**	**16.3**
SR13	27/9/2014 0:15	28.94	66.1	**4.32**	2.9	SR13	27/9/2014 6:15	28.98	63.8	**4.18**	2.4	SR13	27/9/2014 12:15	29.09	65.8	**4.29**	4.0	SR13	27/9/2014 18:15	29.24	67.5	**4.40**	**14.2**
SR13	27/9/2014 0:20	28.93	66.2	**4.32**	3.1	SR13	27/9/2014 6:20	28.97	68.5	**4.48**	4.9	SR13	27/9/2014 12:20	28.98	65.7	**4.29**	5.9	SR13	27/9/2014 18:20	29.24	67.1	**4.38**	**15.8**
SR13	27/9/2014 0:25	28.93	66.0	**4.31**	2.7	SR13	27/9/2014 6:25	28.97	66.9	**4.38**	4.5	SR13	27/9/2014 12:25	29.02	65.7	**4.29**	4.9	SR13	27/9/2014 18:25	29.23	65.7	**4.29**	**19.2**
SR13	27/9/2014 0:30	28.93	66.8	**4.36**	5.2	SR13	27/9/2014 6:30	28.97	65.9	**4.31**	4.9	SR13	27/9/2014 12:30	29.01	66.0	**4.31**	5.3	SR13	27/9/2014 18:30	29.24	66.4	**4.33**	**20.2**
SR13	27/9/2014 0:35	28.92	66.5	**4.34**	3.3	SR13	27/9/2014 6:35	28.97	64.3	**4.21**	3.5	SR13	27/9/2014 12:35	29.02	66.6	**4.35**	6.3	SR13	27/9/2014 18:35	29.24	68.0	**4.43**	**21.0**
SR13	27/9/2014 0:40	28.93	66.0	**4.31**	3.5	SR13	27/9/2014 6:40	28.97	64.2	**4.20**	2.5	SR13	27/9/2014 12:40	29.10	67.0	**4.37**	4.9	SR13	27/9/2014 18:40	29.24	66.7	**4.35**	**15.4**
SR13	27/9/2014 0:45	28.91	64.9	**4.24**	2.3	SR13	27/9/2014 6:45	28.97	64.4	**4.21**	3.3	SR13	27/9/2014 12:45	29.09	67.0	**4.37**	4.6	SR13	27/9/2014 18:45	29.23	68.9	**4.49**	**14.9**
SR13	27/9/2014 0:50	28.93	65.6	**4.29**	3.0	SR13	27/9/2014 6:50	28.97	65.0	**4.25**	3.4	SR13	27/9/2014 12:50	29.09	66.7	**4.35**	4.4	SR13	27/9/2014 18:50	29.23	69.5	**4.53**	**19.4**
SR13	27/9/2014 0:55	28.92	63.9	**4.18**	2.0	SR13	27/9/2014 6:55	28.97	66.7	**4.37**	**21.5**	SR13	27/9/2014 12:55	29.08	66.9	**4.36**	4.3	SR13	27/9/2014 18:55	29.23	69.0	**4.50**	**17.9**
SR13	27/9/2014 1:00	28.92	65.3	**4.27**	2.6	SR13	27/9/2014 7:00	28.97	66.0	**4.32**	**17.4**	SR13	27/9/2014 13:00	29.08	66.9	**4.36**	4.5	SR13	27/9/2014 19:00	29.23	68.2	**4.45**	**16.5**
SR13	27/9/2014 1:05	28.92	65.0	**4.25**	2.6	SR13	27/9/2014 7:05	28.97	65.7	**4.30**	**20.1**	SR13	27/9/2014 13:05	29.06	66.5	**4.34**	6.2	SR13	27/9/2014 19:05	29.23	68.6	**4.48**	**15.6**
SR13	27/9/2014 1:10	28.92	64.0	**4.18**	1.9	SR13	27/9/2014 7:10	28.97	65.6	**4.29**	**24.8**	SR13	27/9/2014 13:10	29.11	66.4	**4.33**	3.7	SR13	27/9/2014 19:10	29.23	68.4	**4.46**	**14.3**
SR13	27/9/2014 1:15	28.92	65.2	**4.26**	2.6	SR13	27/9/2014 7:15	28.96	65.2	**4.27**	**15.2**	SR13	27/9/2014 13:15	29.13	66.5	**4.33**	4.2	SR13	27/9/2014 19:15	29.22	68.7	**4.48**	12.5
SR13	27/9/2014 1:20	28.89	66.9	**4.37**	3.0	SR13	27/9/2014 7:20	28.96	64.2	**4.20**	10.6	SR13	27/9/2014 13:20	29.14	66.3	**4.32**	3.5	SR13	27/9/2014 19:20	29.22	69.2	**4.51**	**14.4**
SR13	27/9/2014 1:25	28.90	66.5	**4.35**	2.5	SR13	27/9/2014 7:25	28.96	64.3	**4.21**	**14.6**	SR13	27/9/2014 13:25	29.32	68.2	**4.43**	4.1	SR13	27/9/2014 19:25	29.21	69.5	**4.53**	11.4
SR13	27/9/2014 1:30	28.90	66.1	**4.32**	2.1	SR13	27/9/2014 7:30	28.97	67.2	**4.40**	**14.3**	SR13	27/9/2014 13:30	29.56	70.8	**4.58**	3.1	SR13	27/9/2014 19:30	29.22	68.9	**4.49**	11.2
SR13	27/9/2014 1:35	28.91	66.1	**4.32**	2.0	SR13	27/9/2014 7:35	28.97	67.3	**4.41**	**16.5**	SR13	27/9/2014 13:35	29.46	70.3	**4.56**	3.1	SR13	27/9/2014 19:35	29.22	68.2	**4.45**	**13.6**
SR13	27/9/2014 1:40	28.91	63.6	**4.16**	1.5	SR13	27/9/2014 7:40	28.97	66.7	**4.37**	**15.0**	SR13	27/9/2014 13:40	29.47	70.2	**4.55**	2.8	SR13	27/9/2014 19:40	29.22	68.0	**4.44**	13.1
SR13	27/9/2014 1:45	28.90	65.6	**4.29**	1.6	SR13	27/9/2014 7:45	28.97	66.5	**4.35**	**14.4**	SR13	27/9/2014 13:45	29.39	69.4	**4.51**	2.8	SR13	27/9/2014 19:45	29.22	67.6	**4.41**	11.4
SR13	27/9/2014 1:50	28.89	66.2	**4.33**	2.2	SR13	27/9/2014 7:50	28.97	66.2	**4.34**	**14.0**	SR13	27/9/2014 13:50	29.38	68.9	**4.47**	2.3	SR13	27/9/2014 19:50	29.22	67.9	**4.43**	11.0
SR13	27/9/2014 1:55	28.90	66.3	**4.33**	2.4	SR13	27/9/2014 7:55	28.96	66.0	**4.32**	11.9	SR13	27/9/2014 13:55	29.39	69.2	**4.49**	2.6	SR13	27/9/2014 19:55	29.21	68.1	**4.44**	9.2
SR13	27/9/2014 2:00	28.91	65.9	**4.31**	2.3	SR13	27/9/2014 8:00	28.97	66.7	**4.36**	**14.6**	SR13	27/9/2014 14:00	29.37	68.6	**4.45**	2.7	SR13	27/9/2014 20:00	29.21	67.5	**4.40**	9.1
SR13	27/9/2014 2:05	28.90	65.5	**4.28**	2.4	SR13	27/9/2014 8:05	28.97	66.1	**4.32**	13.1	SR13	27/9/2014 14:05	29.43	69.0	**4.48**	1.9	SR13	27/9/2014 20:05	29.21	67.8	**4.42**	9.9
SR13	27/9/2014 2:10	28.91	64.7	**4.23**	3.4	SR13	27/9/2014 8:10	28.97	66.2	**4.33**	12.5	SR13	27/9/2014 14:10	29.38	68.6	**4.45**	1.8	SR13	27/9/2014 20:10	29.21	68.2	**4.45**	10.7
SR13	27/9/2014 2:15	28.90	63.1	**4.13**	4.5	SR13	27/9/2014 8:15	28.97	66.3	**4.34**	11.4	SR13	27/9/2014 14:15	29.36	68.2	**4.43**	2.5	SR13	27/9/2014 20:15	29.21	67.6	**4.41**	8.7
SR13	27/9/2014 2:20	28.90	61.5	**4.02**	1.5	SR13	27/9/2014 8:20	28.97	66.0	**4.32**	10.5	SR13	27/9/2014 14:20	29.26	66.9	**4.35**	4.7	SR13	27/9/2014 20:20	29.21	68.0	**4.44**	8.5
SR13	27/9/2014 2:25	28.90	61.0	**3.98**	0.9	SR13	27/9/2014 8:25	28.97	65.9	**4.32**	9.4	SR13	27/9/2014 14:25	29.45	68.6	**4.45**	2.5	SR13	27/9/2014 20:25	29.20	69.3	**4.52**	11.1
SR13	27/9/2014 2:30	28.90	62.8	**4.11**	1.2	SR13	27/9/2014 8:30	28.97	65.7	**4.30**	8.6	SR13	27/9/2014 14:30	29.39	67.8	**4.40**	1.6	SR13	27/9/2014 20:30	29.20	68.6	**4.47**	12.3
SR13	27/9/2014 2:35	28.90	62.0	**4.05**	0.7	SR13	27/9/2014 8:35	28.97	66.0	**4.32**	8.3	SR13	27/9/2014 14:35	29.45	67.5	**4.38**	1.7	SR13	27/9/2014 20:35	29.20	68.3	**4.46**	**15.3**
SR13	27/9/2014 2:40	28.91	61.5	**4.02**	0.9	SR13	27/9/2014 8:40	28.97	65.7	**4.30**	7.7	SR13	27/9/2014 14:40	29.53	68.6	**4.44**	3.6	SR13	27/9/2014 20:40	29.20	68.2	**4.45**	12.3
SR13	27/9/2014 2:45	28.91	60.5	**3.95**	0.4	SR13	27/9/2014 8:45	28.97	65.2	**4.27**	6.5	SR13	27/9/2014 14:45	29.65	69.3	**4.48**	3.3	SR13	27/9/2014 20:45	29.20	67.9	**4.43**	11.1
SR13	27/9/2014 2:50	28.91	58.9	**3.85**	0.1	SR13	27/9/2014 8:50	28.97	65.3	**4.27**	7.3	SR13	27/9/2014 14:50	29.64	69.3	**4.48**	1.5	SR13	27/9/2014 20:50	29.20	67.6	**4.41**	11.4
SR13	27/9/2014 2:55	28.90	58.3	**3.81**	0.7	SR13	27/9/2014 8:55	28.97	65.1	**4.26**	6.4	SR13	27/9/2014 14:55	29.62	69.5	**4.49**	1.6	SR13	27/9/2014 20:55	29.19	67.7	**4.41**	**15.2**
SR13	27/9/2014 3:00	28.89	60.4	**3.95**	0.8	SR13	27/9/2014 9:00	28.96	66.6	**4.36**	9.0	SR13	27/9/2014 15:00	29.66	70.0	**4.52**	1.8	SR13	27/9/2014 21:00	29.18	67.1	**4.38**	**13.7**
SR13	27/9/2014 3:05	28.90	62.9	**4.11**	1.5	SR13	27/9/2014 9:05	28.96	66.6	**4.36**	10.5	SR13	27/9/2014 15:05	29.73	69.0	**4.45**	0.9	SR13	27/9/2014 21:05	29.19	67.2	**4.38**	10.5
SR13	27/9/2014 3:10	28.90	63.9	**4.18**	2.1	SR13	27/9/2014 9:10	28.96	66.7	**4.36**	**15.1**	SR13	27/9/2014 15:10	29.74	70.4	**4.55**	1.4	SR13	27/9/2014 21:10	29.20	67.3	**4.39**	9.8
SR13	27/9/2014 3:15	28.92	65.1	**4.26**	2.2	SR13	27/9/2014 9:15	28.96	67.4	**4.41**	11.3	SR13	27/9/2014 15:15	29.74	70.2	**4.53**	1.4	SR13	27/9/2014 21:15	29.19	67.3	**4.39**	10.1
SR13	27/9/2014 3:20	28.92	64.5	**4.22**	1.9	SR13	27/9/2014 9:20	28.96	67.2	**4.40**	10.9	SR13	27/9/2014 15:20	29.70	69.5	**4.49**	0.8	SR13	27/9/2014 21:20	29.17	66.8	**4.36**	11.7
SR13	27/9/2014 3:25	28.93	66.9	**4.38**	2.9	SR13	27/9/2014 9:25	28.96	66.4	**4.34**	9.8	SR13	27/9/2014 15:25	29.67	69.3	**4.48**	1.5	SR13	27/9/2014 21:25	29.12	67.0	**4.37**	**15.7**
SR13	27/9/2014 3:30	28.95	66.7	**4.36**	2.8	SR13	27/9/2014 9:30	28.96	66.2	**4.33**	10.0	SR13	27/9/2014 15:30	29.50	68.0	**4.40**	1.6	SR13	27/9/2014 21:30	29.11	66.5	**4.34**	**13.5**
SR13	27/9/2014 3:35	28.96	65.8	**4.30**	2.6	SR13	27/9/2014 9:35	28.95	65.9	**4.31**	10.0	SR13	27/9/2014 15:35	29.50	68.7	**4.45**	1.6	SR13	27/9/2014 21:35	29.12	66.8	**4.36**	12.4
SR13	27/9/2014 3:40	28.96	64.9	**4.25**	2.4	SR13	27/9/2014 9:40	28.97	67.0	**4.39**	6.9	SR13	27/9/2014 15:40	29.63	67.9	**4.39**	0.7	SR13	27/9/2014 21:40	29.13	66.7	**4.35**	11.0
SR13	27/9/2014 3:45	28.96	64.5	**4.22**	2.5	SR13	27/9/2014 9:45	28.98	68.3	**4.47**	6.4	SR13	27/9/2014 15:45	29.83	72.4	**4.66**	1.6	SR13	27/9/2014 21:45	29.12	67.1	**4.38**	10.9
SR13	27/9/2014 3:50	28.96	64.7	**4.23**	2.2	SR13	27/9/2014 9:50	28.97	67.9	**4.45**	5.0	SR13	27/9/2014 15:50	29.56	71.4	**4.63**	1.7	SR13	27/9/2014 21:50	29.14	66.7	**4.35**	9.4
SR13	27/9/2014 3:55	28.96	63.7	**4.17**	2.8	SR13	27/9/2014 9:55	28.98	67.6	**4.42**	4.5	SR13	27/9/2014 15:55	29.49	72.0	**4.67**	2.5	SR13	27/9/2014 21:55	29.15	67.7	**4.42**	8.6
SR13	27/9/2014 4:00	28.96	65.1	**4.25**	3.2	SR13	27/9/2014 10:00	28.97	67.5	**4.42**	4.7	SR13	27/9/2014 16:00	29.43	70.9	**4.61**	1.6	SR13	27/9/2014 22:00	29.14	67.7	**4.42**	7.9
SR13	27/9/2014 4:05	28.96	63.7	**4.17**	2.2	SR13	27/9/2014 10:05	28.99	67.8	**4.43**	4.8	SR13	27/9/2014 16:05	29.37	70.9	**4.61**	2.7	SR13	27/9/2014 22:05	29.13	67.8	**4.43**	6.9
SR13	27/9/2014 4:10	28.95	61.6	**4.03**	2.5	SR13	27/9/2014 10:10	28.98	67.1	**4.39**	5.3	SR13	27/9/2014 16:10	29.33	70.7	**4.60**	2.3	SR13	27/9/2014 22:10	29.11	66.9	**4.37**	9.4
SR13	27/9/2014 4:15	28.95	63.6	**4.16**	2.3	SR13	27/9/2014 10:15	28.97	66.6	**4.36**	5.1	SR13	27/9/2014 16:15	29.31	70.4	**4.59**	3.2	SR13	27/9/2014 22:15	29.11	67.2	**4.39**	8.2
SR13	27/9/2014 4:20	28.96	62.5	**4.09**	1.6	SR13	27/9/2014 10:20	28.98	66.6	**4.36**	4.5	SR13	27/9/2014 16:20	29.28	71.7	**4.67**	2.9	SR13	27/9/2014 22:20	29.12	66.9	**4.37**	7.7
SR13	27/9/2014 4:25	28.95	64.2	**4.20**	2.6	SR13	27/9/2014 10:25	28.97	66.1	**4.33**	5.9	SR13	27/9/2014 16:25	29.27	71.6	**4.67**	2.8	SR13	27/9/2014 22:25	29.14	66.4	**4.33**	5.7
SR13	27/9/2014 4:30	28.92	63.2	**4.14**	2.0	SR13	27/9/2014 10:30	28.97	65.1	**4.26**	5.4	SR13	27/9/2014 16:30	29.26	69.7	**4.54**	1.6	SR13	27/9/2014 22:30	29.13	66.5	**4.34**	5.6
SR13	27/9/2014 4:35	28.96	64.9	**4.25**	2.7	SR13	27/9/2014 10:35	28.99	66.0	**4.32**	5.2	SR13	27/9/2014 16:35	29.26	70.6	**4.60**	3.6	SR13	27/9/2014 22:35	29.13	66.3	**4.33**	5.8
SR13	27/9/2014 4:40	28.96	63.3	**4.14**	1.9	SR13	27/9/2014 10:40	28.98	65.9	**4.31**	4.8	SR13	27/9/2014 16:40	29.25	70.4	**4.59**	1.8	SR13	27/9/2014 22:40	29.12	65.9	**4.30**	5.3
SR13	27/9/2014 4:45	28.96	62.7	**4.11**	2.0	SR13	27/9/2014 10:45	28.97	65.5	**4.28**	6.7	SR13	27/9/2014 16:45	29.25	69.7	**4.55**	1.8	SR13	27/9/2014 22:45	29.11	65.7	**4.29**	6.0
SR13	27/9/2014 4:50	28.95	61.0	**3.99**	1.5	SR13	27/9/2014 10:50	29.03	67.3	**4.40**	4.4	SR13	27/9/2014 16:50	29.25	69.9	**4.56**	1.8	SR13	27/9/2014 22:50	29.12	66.1	**4.32**	6.3
SR13	27/9/2014 4:55	28.96	61.6	**4.03**	2.4	SR13	27/9/2014 10:55	28.98	65.9	**4.31**	5.0	SR13	27/9/2014 16:55	29.25	69.7	**4.55**	1.7	SR13	27/9/2014 22:55	29.12	66.1	**4.32**	5.8
SR13	27/9/2014 5:00	28.96	63.7	**4.17**	7.4	SR13	27/9/2014 11:00	28.97	65.1	**4.26**	5.5	SR13	27/9/2014 17:00	29.25	70.4	**4.59**	2.6	SR13	27/9/2014 23:00	29.13	66.1	**4.32**	5.1
SR13	27/9/2014 5:05	28.96	62.3	**4.08**	4.6	SR13	27/9/2014 11:05	29.16	67.7	**4.42**	5.0	SR13	27/9/2014 17:05	29.25	69.9	**4.56**	2.7	SR13	27/9/2014 23:05	29.12	66.1	**4.32**	5.0
SR13	27/9/2014 5:10	28.95	63.8	**4.18**	6.5	SR13	27/9/2014 11:10	29.20	67.7	**4.41**	4.7	SR13	27/9/2014 17:10	29.25	71.2	**4.64**	3.9	SR13	27/9/2014 23:10	29.13	66.4	**4.33**	4.6
SR13	27/9/2014 5:15	28.95	65.3	**4.27**	8.6	SR13	27/9/2014 11:15	29.14	67.5	**4.40**	4.9	SR13	27/9/2014 17:15	29.25	70.1	**4.57**	2.2	SR13	27/9/2014 23:15	29.13	66.4	**4.33**	4.8
SR13	27/9/2014 5:20	28.95	64.5	**4.22**	9.0	SR13	27/9/2014 11:20	29.12	67.1	**4.38**	4.5	SR13	27/9/2014 17:20	29.25	69.1	**4.51**	1.7	SR13	27/9/2014 23:20	29.12	66.5	**4.34**	4.1
SR13	27/9/2014 5:25	28.96	63.1	**4.13**	6.0	SR13	27/9/2014 11:25	29.13	67.1	**4.38**	4.4	SR13	27/9/2014 17:25	29.24	69.1	**4.51**	1.8	SR13	27/9/2014 23:25	29.13	66.8	**4.36**	3.9
SR13	27/9/2014 5:30	28.96	63.3	**4.14**	7.9	SR13	27/9/2014 11:30	29.12	67.0	**4.37**	3.9	SR13	27/9/2014 17:30	29.23	69.0	**4.50**	3.0	SR13	27/9/2014 23:30	29.14	66.4	**4.33**	3.5
SR13	27/9/2014 5:35	28.96	62.7	**4.10**	5.6	SR13	27/9/2014 11:35	29.09	66.7	**4.36**	4.7	SR13	27/9/2014 17:35	29.24	70.1	**4.57**	5.2	SR13	27/9/2014 23:35	29.12	67.0	**4.38**	3.9
SR13	27/9/2014 5:40	28.98	66.2	**4.33**	4.1	SR13	27/9/2014 11:40	29.05	66.5	**4.34**	4.5	SR13	27/9/2014 17:40	29.24	70.5	**4.60**	5.1	SR13	27/9/2014 23:40	29.10	66.6	**4.35**	3.7
SR13	27/9/2014 5:45	28.98	66.5	**4.35**	3.3	SR13	27/9/2014 11:45	29.04	66.5	**4.35**	4.6	SR13	27/9/2014 17:45	29.25	69.1	**4.51**	4.1	SR13	27/9/2014 23:45	29.11	67.3	**4.40**	4.2
SR13	27/9/2014 5:50	28.97	66.1	**4.33**	3.1	SR13	27/9/2014 11:50	29.04	66.2	**4.32**	4.0	SR13	27/9/2014 17:50	29.24	69.5	**4.53**	4.9	SR13	27/9/2014 23:50	29.10	66.8	**4.36**	4.0
SR13	27/9/2014 5:55	28.99	65.6	**4.30**	2.7	SR13	27/9/2014 11:55	29.04	65.6	**4.28**	4.3	SR13	27/9/2014 17:55	29.24	70.0	**4.57**	**14.2**	SR13	27/9/2014 23:55	29.10	66.7	**4.36**	5.2

Station	Timestamp	NH_3 (mg/L)				Station	Timestamp	NH_3 (mg/L)			
SR4	27/9/2014 0:17	0.05				SR12	27/9/2014 0:17	0.07			
SR4	27/9/2014 0:37	0.06				SR12	27/9/2014 0:37	0.08			
SR4	27/9/2014 0:57	0.06				SR12	27/9/2014 0:57	0.08			
SR4	27/9/2014 1:17	0.06				SR12	27/9/2014 1:17	0.07			
SR4	27/9/2014 1:37	0.06				SR12	27/9/2014 1:37	0.05			
SR4	27/9/2014 1:57	0.06				SR12	27/9/2014 1:57	0.07			
SR4	27/9/2014 2:17	0.05				SR12	27/9/2014 2:17	0.07			
SR4	27/9/2014 2:37	0.06				SR12	27/9/2014 2:37	0.05			
SR4	27/9/2014 2:57	0.05				SR12	27/9/2014 2:57	0.08			
SR4	27/9/2014 3:17	0.06				SR12	27/9/2014 3:17	0.08			
SR4	27/9/2014 3:37	0.06				SR12	27/9/2014 3:37	0.08			
SR4	27/9/2014 3:57	0.06				SR12	27/9/2014 3:57	0.09			
SR4	27/9/2014 4:17	0.05				SR12	27/9/2014 4:17	0.08			
SR4	27/9/2014 4:37	0.06				SR12	27/9/2014 4:37	0.08			
SR4	27/9/2014 4:57	0.05				SR12	27/9/2014 4:57	0.07			
SR4	27/9/2014 5:17	0.06				SR12	27/9/2014 5:17	0.07			
SR4	27/9/2014 5:37	0.06				SR12	27/9/2014 5:37	0.05			
SR4	27/9/2014 5:57	0.05				SR12	27/9/2014 5:57	0.06			
SR4						SR12					
SR4	27/9/2014 6:37	0.05				SR12	27/9/2014 6:37	0.06			
SR4	27/9/2014 6:57	0.05				SR12	27/9/2014 6:57	0.06			
SR4	27/9/2014 7:17	0.05				SR12	27/9/2014 7:17	0.06			
SR4	27/9/2014 7:37	0.05				SR12	27/9/2014 7:37	0.05			
SR4	27/9/2014 7:57	0.05				SR12	27/9/2014 7:57	0.07			
SR4	27/9/2014 8:17	0.04				SR12	27/9/2014 8:17	0.06			
SR4	27/9/2014 8:37	0.04				SR12	27/9/2014 8:37	0.07			
SR4	27/9/2014 8:57	0.05				SR12	27/9/2014 8:57	0.05			
SR4	27/9/2014 9:17	0.04				SR12	27/9/2014 9:17	0.05			
SR4	27/9/2014 9:36	0.05				SR12	27/9/2014 9:37	0.06			
SR4	27/9/2014 9:57	0.04				SR12	27/9/2014 9:57	0.06			
SR4	27/9/2014 10:17	0.05				SR12	27/9/2014 10:17	0.05			
SR4	27/9/2014 10:37	0.06				SR12	27/9/2014 10:37	0.07			
SR4	27/9/2014 10:57	0.06				SR12	27/9/2014 10:57	0.06			
SR4	27/9/2014 11:17	0.07				SR12	27/9/2014 11:17	0.06			
SR4	27/9/2014 11:37	0.07				SR12	27/9/2014 11:37	0.08			
SR4	27/9/2014 11:57	0.07				SR12	27/9/2014 11:57	0.08			
SR4	27/9/2014 12:17	0.07				SR12	27/9/2014 12:17	0.06			
SR4	27/9/2014 12:37	0.08				SR12	27/9/2014 12:37	0.06			
SR4	27/9/2014 12:57	0.07				SR12	27/9/2014 12:57	0.07			
SR4	27/9/2014 13:17	0.07				SR12	27/9/2014 13:17	0.08			
SR4	27/9/2014 13:37	0.06				SR12	27/9/2014 13:37	0.08			
SR4	27/9/2014 13:57	0.06				SR12	27/9/2014 13:57	0.07			
SR4	27/9/2014 14:17	0.06				SR12	27/9/2014 14:17	0.05			
SR4	27/9/2014 14:37	0.07				SR12	27/9/2014 14:37	0.06			
SR4	27/9/2014 14:57	0.07				SR12	27/9/2014 14:57	0.05			
SR4	27/9/2014 15:17	0.05				SR12	27/9/2014 15:17	0.06			
SR4	27/9/2014 15:37	0.05				SR12	27/9/2014 15:37	0.05			
SR4	27/9/2014 15:57	0.05				SR12	27/9/2014 15:57	0.05			
SR4	27/9/2014 16:17	0.05				SR12	27/9/2014 16:17	0.06			
SR4	27/9/2014 16:37	0.04				SR12	27/9/2014 16:37	0.06			
SR4	27/9/2014 16:57	0.05				SR12	27/9/2014 16:57	0.07			
SR4	27/9/2014 17:17	0.05				SR12	27/9/2014 17:17	0.05			
SR4	27/9/2014 17:37	0.06				SR12	27/9/2014 17:37	0.06			
SR4	27/9/2014 17:57	0.06				SR12	27/9/2014 17:57	0.06			
SR4	27/9/2014 18:17	0.06				SR12	27/9/2014 18:17	0.07			
SR4	27/9/2014 18:37	0.05				SR12	27/9/2014 18:37	0.06			
SR4	27/9/2014 18:57	0.06				SR12	27/9/2014 18:57	0.06			
SR4	27/9/2014 19:17	0.07				SR12	27/9/2014 19:17	0.05			
SR4	27/9/2014 19:37	0.06				SR12	27/9/2014 19:37	0.05			
SR4	27/9/2014 19:57	0.06				SR12	27/9/2014 19:57	0.08			
SR4	27/9/2014 20:17	0.05				SR12	27/9/2014 20:17	0.07			
SR4	27/9/2014 20:37	0.06				SR12	27/9/2014 20:37	0.06			
SR4	27/9/2014 20:57	0.06				SR12	27/9/2014 20:57	0.06			
SR4	27/9/2014 21:17	0.06				SR12	27/9/2014 21:17	0.05			
SR4	27/9/2014 21:37	0.08				SR12	27/9/2014 21:37	0.05			
SR4	27/9/2014 21:57	0.07				SR12	27/9/2014 21:57	0.07			
SR4	27/9/2014 22:17	0.06				SR12	27/9/2014 22:17	0.07			
SR4	27/9/2014 22:37	0.05				SR12	27/9/2014 22:37	0.05			
SR4	27/9/2014 22:57	0.05				SR12	27/9/2014 22:57	0.07			
SR4	27/9/2014 23:17	0.06				SR12	27/9/2014 23:17	0.07			
SR4	27/9/2014 23:37	0.07				SR12	27/9/2014 23:37	0.05			
SR4	27/9/2014 23:57	0.07				SR12	27/9/2014 23:57	0.07			

Remark: Fonts with underline: Action Level Exceedance
Fonts with bold and underline: Limit Level Exceedance
Automatic Instrument calibration of NH3-N monitor was carried out during 5:57-6:37 at SR4 and SR12.
SR5 monitoring station was under maintenance during 10:15-10:35.
SR9 monitoring station was under maintenance during 9:10-9:30.
SR11 monitoring station was under maintenance during 9:35-9:55.

Station	Timestamp	Temp (° C)	DO (%)	DO (mg/L)	Tur (NTU)	Station	Timestamp	Temp (° C)	DO (%)	DO (mg/L)	Tur (NTU)	Station	Timestamp	Temp (° C)	DO (%)	DO (mg/L)	Tur (NTU)	Station	Timestamp	Temp (°C)	DO (%)	DO (mg/L)	Tur (NTU)
SR4	28/9/2014 0:01	29.20	82.3	5.55	3.0	SR4	28/9/2014 6:01	29.05	82.4	5.60	4.2	SR4	28/9/2014 12:01	29.59	84.8	5.70	3.7	SR4	28/9/2014 18:01	29.70	82.9	5.57	2.7
SR4	28/9/2014 0:06	29.18	82.3	5.55	2.5	SR4	28/9/2014 6:06	29.05	83.3	5.66	3.8	SR4	28/9/2014 12:06	29.54	84.2	5.66	3.9	SR4	28/9/2014 18:06	29.68	83.1	5.57	2.5
SR4	28/9/2014 0:11	29.17	82.9	5.60	2.9	SR4	28/9/2014 6:11	29.06	83.4	5.66	4.4	SR4	28/9/2014 12:11	29.60	85.2	5.72	4.0	SR4	28/9/2014 18:11	29.67	82.8	5.56	2.6
SR4	28/9/2014 0:16	29.18	82.9	5.60	2.7	SR4	28/9/2014 6:16	29.07	83.7	5.70	4.5	SR4	28/9/2014 12:16	29.65	85.2	5.72	3.6	SR4	28/9/2014 18:16	29.67	82.8	5.57	2.5
SR4	28/9/2014 0:21	29.18	82.8	5.60	2.8	SR4	28/9/2014 6:21	29.07	83.2	5.67	5.3	SR4	28/9/2014 12:21	29.53	84.3	5.67	3.6	SR4	28/9/2014 18:21	29.64	83.8	5.64	2.4
SR4	28/9/2014 0:26	29.17	83.5	5.64	2.7	SR4	28/9/2014 6:26	29.07	83.5	5.68	4.6	SR4	28/9/2014 12:26	29.55	85.3	5.74	3.5	SR4	28/9/2014 18:26	29.64	83.9	5.64	3.2
SR4	28/9/2014 0:31	29.15	83.7	5.66	2.5	SR4	28/9/2014 6:31	29.07	83.4	5.68	5.0	SR4	28/9/2014 12:31	29.62	85.8	5.76	3.2	SR4	28/9/2014 18:31	29.63	82.7	5.56	4.3
SR4	28/9/2014 0:36	29.16	83.8	5.66	2.5	SR4	28/9/2014 6:36	29.06	83.4	5.68	4.4	SR4	28/9/2014 12:36	29.70	86.0	5.77	3.2	SR4	28/9/2014 18:36	29.59	80.9	5.45	2.8
SR4	28/9/2014 0:41	29.17	83.2	5.62	2.5	SR4	28/9/2014 6:41	29.05	83.1	5.66	3.7	SR4	28/9/2014 12:41	29.66	85.6	5.75	3.1	SR4	28/9/2014 18:41	29.59	82.1	5.54	3.4
SR4	28/9/2014 0:46	29.16	83.6	5.65	2.6	SR4	28/9/2014 6:46	29.06	83.9	5.71	4.8	SR4	28/9/2014 12:46	29.68	86.0	5.77	3.4	SR4	28/9/2014 18:46	29.60	81.8	5.51	4.4
SR4	28/9/2014 0:51	29.18	83.4	5.64	2.3	SR4	28/9/2014 6:51	29.06	84.4	5.75	6.0	SR4	28/9/2014 12:51	29.71	85.8	5.76	3.1	SR4	28/9/2014 18:51	29.60	80.4	5.42	3.8
SR4	28/9/2014 0:56	29.19	83.6	5.65	2.2	SR4	28/9/2014 6:56	29.05	84.3	5.74	3.6	SR4	28/9/2014 12:56	29.68	86.2	5.79	3.2	SR4	28/9/2014 18:56	29.60	82.0	5.52	3.7
SR4	28/9/2014 1:01	29.25	83.5	5.64	2.4	SR4	28/9/2014 7:01	29.06	84.0	5.71	4.0	SR4	28/9/2014 13:01	29.66	86.2	5.79	3.0	SR4	28/9/2014 19:01	29.60	83.0	5.59	3.8
SR4	28/9/2014 1:06	29.26	83.7	5.65	2.5	SR4	28/9/2014 7:06	29.10	84.8	5.77	4.2	SR4	28/9/2014 13:06	29.71	85.9	5.77	2.6	SR4	28/9/2014 19:06	29.60	83.4	5.62	3.8
SR4	28/9/2014 1:11	29.25	83.3	5.63	2.5	SR4	28/9/2014 7:11	29.09	84.6	5.76	4.0	SR4	28/9/2014 13:11	29.79	87.2	5.85	2.5	SR4	28/9/2014 19:11	29.60	82.0	5.53	4.0
SR4	28/9/2014 1:16	29.24	83.0	5.61	2.6	SR4	28/9/2014 7:16	29.08	84.1	5.73	4.4	SR4	28/9/2014 13:16	29.75	87.2	5.85	2.9	SR4	28/9/2014 19:16	29.63	82.6	5.56	3.1
SR4	28/9/2014 1:21	29.29	83.8	5.66	2.2	SR4	28/9/2014 7:21	29.09	84.2	5.73	4.2	SR4	28/9/2014 13:21	29.75	87.0	5.84	2.5	SR4	28/9/2014 19:21	29.60	82.9	5.58	3.9
SR4	28/9/2014 1:26	29.25	83.3	5.63	2.2	SR4	28/9/2014 7:26	29.08	85.1	5.80	4.1	SR4	28/9/2014 13:26	29.74	87.4	5.87	3.1	SR4	28/9/2014 19:26	29.58	82.5	5.57	3.7
SR4	28/9/2014 1:31	29.25	82.8	5.59	2.3	SR4	28/9/2014 7:31	29.14	84.4	5.75	4.5	SR4	28/9/2014 13:31	29.75	87.1	5.85	4.1	SR4	28/9/2014 19:31	29.59	81.8	5.52	4.0
SR4	28/9/2014 1:36	29.23	80.4	5.42	2.4	SR4	28/9/2014 7:36	29.12	83.9	5.72	4.4	SR4	28/9/2014 13:36	29.73	87.0	5.85	2.6	SR4	28/9/2014 19:36	29.61	80.5	5.42	3.0
SR4	28/9/2014 1:41	29.20	78.9	5.32	3.3	SR4	28/9/2014 7:41	29.12	84.7	5.77	4.5	SR4	28/9/2014 13:41	29.73	87.1	5.85	2.9	SR4	28/9/2014 19:41	29.60	83.0	5.60	3.0
SR4	28/9/2014 1:46	29.24	79.3	5.34	2.0	SR4	28/9/2014 7:46	29.13	84.6	5.75	4.3	SR4	28/9/2014 13:46	29.82	87.5	5.87	2.2	SR4	28/9/2014 19:46	29.61	81.3	5.49	2.8
SR4	28/9/2014 1:51	29.26	80.4	5.42	1.9	SR4	28/9/2014 7:51	29.15	84.5	5.75	4.3	SR4	28/9/2014 13:51	29.85	87.3	5.85	2.3	SR4	28/9/2014 19:51	29.54	81.5	5.50	**11.4**
SR4	28/9/2014 1:56	29.22	79.4	5.36	2.2	SR4	28/9/2014 7:56	29.10	83.1	5.64	7.5	SR4	28/9/2014 13:56	29.81	87.0	5.83	2.7	SR4	28/9/2014 19:56	29.47	82.3	5.53	6.5
SR4	28/9/2014 2:01	29.19	78.9	5.30	3.1	SR4	28/9/2014 8:01	29.10	83.5	5.67	7.4	SR4	28/9/2014 14:01	29.82	87.7	5.88	2.8	SR4	28/9/2014 20:01	29.48	82.6	5.57	6.3
SR4	28/9/2014 2:06	29.19	77.3	5.20	3.5	SR4	28/9/2014 8:06	29.09	82.7	5.61	8.5	SR4	28/9/2014 14:06	29.83	86.7	5.81	2.4	SR4	28/9/2014 20:06	29.47	82.5	5.55	6.9
SR4	28/9/2014 2:11	29.18	78.0	5.23	3.4	SR4	28/9/2014 8:11	29.09	83.3	5.65	**12.0**	SR4	28/9/2014 14:11	29.86	86.2	5.78	1.8	SR4	28/9/2014 20:11	29.43	84.0	5.63	**10.1**
SR4	28/9/2014 2:16	29.18	78.6	5.26	4.0	SR4	28/9/2014 8:16	29.09	82.8	5.62	9.1	SR4	28/9/2014 14:16	29.89	85.2	5.71	2.4	SR4	28/9/2014 20:16	29.46	83.9	5.64	5.5
SR4	28/9/2014 2:21	29.15	79.5	5.33	7.3	SR4	28/9/2014 8:21	29.08	82.1	5.56	7.6	SR4	28/9/2014 14:21	29.93	84.8	5.68	2.1	SR4	28/9/2014 20:21	29.45	84.0	5.63	4.9
SR4	28/9/2014 2:26	29.15	79.0	5.29	7.0	SR4	28/9/2014 8:26	29.08	81.4	5.52	4.9	SR4	28/9/2014 14:26	29.75	83.9	5.63	2.9	SR4	28/9/2014 20:26	29.38	83.4	5.60	5.7
SR4	28/9/2014 2:31	29.16	79.3	5.32	4.0	SR4	28/9/2014 8:31	29.08	81.0	5.49	4.8	SR4	28/9/2014 14:31	29.66	85.7	5.73	3.5	SR4	28/9/2014 20:31	29.36	82.8	5.56	5.6
SR4	28/9/2014 2:36	29.14	78.7	5.28	6.7	SR4	28/9/2014 8:36	29.07	81.7	5.52	7.4	SR4	28/9/2014 14:36	29.78	85.5	5.74	3.1	SR4	28/9/2014 20:36	29.34	82.9	5.57	6.1
SR4	28/9/2014 2:41	29.15	78.7	5.29	4.8	SR4	28/9/2014 8:41	29.07	81.0	5.46	5.6	SR4	28/9/2014 14:41	29.79	86.9	5.83	2.9	SR4	28/9/2014 20:41	29.34	82.7	5.57	5.6
SR4	28/9/2014 2:46	29.14	78.5	5.27	5.7	SR4	28/9/2014 8:46	29.08	81.8	5.52	6.9	SR4	28/9/2014 14:46	29.76	86.9	5.83	2.7	SR4	28/9/2014 20:46	29.30	82.2	5.54	9.0
SR4	28/9/2014 2:51	29.13	77.3	5.19	4.2	SR4	28/9/2014 8:51	29.08	81.6	5.51	7.0	SR4	28/9/2014 14:51	29.76	86.6	5.81	3.4	SR4	28/9/2014 20:51	29.26	82.0	5.52	**10.5**
SR4	28/9/2014 2:56	29.13	78.1	5.25	3.2	SR4	28/9/2014 8:56	29.06	81.5	5.49	7.7	SR4	28/9/2014 14:56	29.61	82.7	5.56	8.3	SR4	28/9/2014 20:56	29.25	82.0	5.52	8.8
SR4	28/9/2014 3:01	29.13	78.1	5.24	3.8	SR4	28/9/2014 9:01	29.06	81.4	5.46	**11.0**	SR4	28/9/2014 15:01	29.63	84.2	5.65	4.1	SR4	28/9/2014 21:01	29.22	81.3	5.47	**10.6**
SR4	28/9/2014 3:06	29.12	79.6	5.34	5.8	SR4	28/9/2014 9:06	29.04	80.1	5.39	**14.6**	SR4	28/9/2014 15:06	29.66	84.9	5.71	3.1	SR4	28/9/2014 21:06	29.22	81.2	5.47	9.8
SR4	28/9/2014 3:11	29.16	78.5	5.27	3.3	SR4	28/9/2014 9:11	29.04	80.8	5.42	**15.9**	SR4	28/9/2014 15:11	29.65	84.5	5.68	**14.6**	SR4	28/9/2014 21:11	29.25	80.6	5.41	7.2
SR4	28/9/2014 3:16	29.19	76.6	5.15	3.1	SR4	28/9/2014 9:16	29.04	80.5	5.40	**18.0**	SR4	28/9/2014 15:16	29.76	82.3	5.52	2.5	SR4	28/9/2014 21:16	29.23	81.4	5.48	7.9
SR4	28/9/2014 3:21	29.17	74.8	5.03	3.2	SR4	28/9/2014 9:21	29.03	80.2	5.39	**17.6**	SR4	28/9/2014 15:21	29.88	85.5	5.72	3.1	SR4	28/9/2014 21:21	29.22	81.3	5.48	7.7
SR4	28/9/2014 3:26	29.17	78.6	5.28	3.3	SR4	28/9/2014 9:26	29.04	80.0	5.38	**11.7**	SR4	28/9/2014 15:26	29.79	84.4	5.65	3.1	SR4	28/9/2014 21:26	29.23	81.5	5.48	7.4
SR4	28/9/2014 3:31	29.16	77.5	5.21	4.0	SR4	28/9/2014 9:31	29.05	80.4	5.40	**10.6**	SR4	28/9/2014 15:31	29.45	83.1	5.57	4.8	SR4	28/9/2014 21:31	29.23	81.1	5.46	8.0
SR4	28/9/2014 3:36	29.15	76.8	5.15	3.9	SR4	28/9/2014 9:36	29.04	80.6	5.41	**15.4**	SR4	28/9/2014 15:36	29.49	83.0	5.57	3.4	SR4	28/9/2014 21:36	29.21	81.1	5.45	9.6
SR4	28/9/2014 3:41	29.15	76.4	5.12	2.8	SR4	28/9/2014 9:41	29.03	79.7	5.36	**11.5**	SR4	28/9/2014 15:41	29.45	81.2	5.46	4.5	SR4	28/9/2014 21:41	29.20	81.0	5.46	**10.3**
SR4	28/9/2014 3:46	29.16	78.6	5.24	3.6	SR4	28/9/2014 9:46	29.03	80.1	5.38	**12.1**	SR4	28/9/2014 15:46	29.30	81.2	5.47	7.2	SR4	28/9/2014 21:46	29.17	80.5	5.41	**15.3**
SR4	28/9/2014 3:51	29.16	78.9	5.27	3.4	SR4	28/9/2014 9:51	29.03	79.5	5.34	**14.9**	SR4	28/9/2014 15:51	29.34	81.5	5.48	6.0	SR4	28/9/2014 21:51	29.15	80.6	5.42	**11.6**
SR4	28/9/2014 3:56	29.16	78.0	5.20	3.5	SR4	28/9/2014 9:56	29.03	79.0	5.31	**14.1**	SR4	28/9/2014 15:56	29.23	81.1	5.46	7.5	SR4	28/9/2014 21:56	29.15	80.4	5.41	**10.1**
SR4	28/9/2014 4:01	29.16	77.2	5.18	2.7	SR4	28/9/2014 10:01	29.02	80.0	5.36	**12.7**	SR4	28/9/2014 16:01	29.21	80.4	5.41	7.8	SR4	28/9/2014 22:01	29.15	80.3	5.40	9.0
SR4	28/9/2014 4:06	29.16	77.1	5.19	2.5	SR4	28/9/2014 10:06	29.02	79.7	5.36	**11.0**	SR4	28/9/2014 16:06	29.23	80.4	5.41	6.4	SR4	28/9/2014 22:06	29.16	80.8	5.44	8.7
SR4	28/9/2014 4:11	29.14	76.5	5.15	2.0	SR4	28/9/2014 10:11	29.03	80.7	5.42	**10.7**	SR4	28/9/2014 16:11	29.30	81.1	5.45	6.8	SR4	28/9/2014 22:11	29.15	80.3	5.40	7.3
SR4	28/9/2014 4:16	29.13	78.2	5.27	2.7	SR4	28/9/2014 10:16	29.04	80.7	5.43	9.3	SR4	28/9/2014 16:16	29.28	79.9	5.36	6.4	SR4	28/9/2014 22:16	29.14	80.3	5.40	**10.5**
SR4	28/9/2014 4:21	29.15	78.8	5.31	3.2	SR4	28/9/2014 10:21	29.03	80.4	5.39	**11.5**	SR4	28/9/2014 16:21	29.52	80.9	5.43	5.8	SR4	28/9/2014 22:21	29.14	80.3	5.41	4.9
SR4	28/9/2014 4:26	29.15	78.4	5.28	3.0	SR4	28/9/2014 10:26	29.05	80.9	5.45	9.1	SR4	28/9/2014 16:26	29.53	78.8	5.28	7.7	SR4	28/9/2014 22:26	29.18	79.1	5.32	4.1
SR4	28/9/2014 4:31	29.12	79.1	5.33	3.3	SR4	28/9/2014 10:31	29.05	81.1	5.46	8.5	SR4	28/9/2014 16:31	29.39	79.1	5.31	9.0	SR4	28/9/2014 22:31	29.19	79.2	5.33	4.8
SR4	28/9/2014 4:36	29.12	78.4	5.28	2.5	SR4	28/9/2014 10:36	29.06	81.0	5.45	7.9	SR4	28/9/2014 16:36	29.50	80.5	5.39	5.4	SR4	28/9/2014 22:36	29.18	79.2	5.33	5.1
SR4	28/9/2014 4:41	29.12	77.3	5.20	2.2	SR4	28/9/2014 10:41	29.09	81.6	5.50	7.1	SR4	28/9/2014 16:41	29.43	82.1	5.51	5.8	SR4	28/9/2014 22:41	29.27	81.1	5.47	4.3
SR4	28/9/2014 4:46	29.11	78.4	5.29	2.8	SR4	28/9/2014 10:46	29.12	82.1	5.53	6.4	SR4	28/9/2014 16:46	29.41	81.4	5.47	5.8	SR4	28/9/2014 22:46	29.31	81.7	5.51	3.7
SR4	28/9/2014 4:51	29.10	79.6	5.37	2.7	SR4	28/9/2014 10:51	29.06	79.6	5.36	9.6	SR4	28/9/2014 16:51	29.36	80.9	5.44	7.0	SR4	28/9/2014 22:51	29.34	83.0	5.60	4.1
SR4	28/9/2014 4:56	29.08	78.3	5.28	2.7	SR4	28/9/2014 10:56	29.25	83.2	5.60	5.3	SR4	28/9/2014 16:56	29.40	81.2	5.46	4.0	SR4	28/9/2014 22:56	29.34	82.6	5.58	4.1
SR4	28/9/2014 5:01	29.07	78.2	5.28	3.3	SR4	28/9/2014 11:01	29.05	79.9	5.38	8.5	SR4	28/9/2014 17:01	29.51	81.6	5.48	3.9	SR4	28/9/2014 23:01	29.34	82.3	5.55	3.8
SR4	28/9/2014 5:06	29.04	80.4	5.43	3.6	SR4	28/9/2014 11:06	29.25	82.5	5.55	5.5	SR4	28/9/2014 17:06	29.48	82.6	5.55	4.4	SR4	28/9/2014 23:06	29.35	82.7	5.59	3.3
SR4	28/9/2014 5:11	29.04	81.3	5.50	3.7	SR4	28/9/2014 11:11	29.21	82.8	5.58	5.7	SR4	28/9/2014 17:11	29.47	82.4	5.54	3.8	SR4	28/9/2014 23:11	29.35	83.4	5.64	3.1
SR4	28/9/2014 5:16	29.04	81.3	5.50	3.5	SR4	28/9/2014 11:16	29.42	83.9	5.64	4.1	SR4	28/9/2014 17:16	29.47	83.5	5.61	4.1	SR4	28/9/2014 23:16	29.36	83.9	5.67	3.2
SR4	28/9/2014 5:21	29.03	81.8	5.54	3.8	SR4	28/9/2014 11:21	29.48	84.2	5.66	3.7	SR4	28/9/2014 17:21	29.51	84.0	5.64	4.2	SR4	28/9/2014 23:21	29.35	84.0	5.68	3.1
SR4	28/9/2014 5:26	29.03	82.0	5.55	3.6	SR4	28/9/2014 11:26	29.29	83.3	5.62	4.5	SR4	28/9/2014 17:26	29.53	83.6	5.61	3.6	SR4	28/9/2014 23:26	29.38	84.7	5.73	2.9
SR4	28/9/2014 5:31	29.03	82.3	5.57	4.2	SR4	28/9/2014 11:31	29.28	82.7	5.57	**14.0**	SR4	28/9/2014 17:31	29.55	82.6	5.55	2.8	SR4	28/9/2014 23:31	29.38	85.0	5.75	2.7
SR4	28/9/2014 5:36	29.03	82.0	5.56	3.5	SR4	28/9/2014 11:36	29.30	83.0	5.59	5.0	SR4	28/9/2014 17:36	29.58	83.4	5.60	3.4	SR4	28/9/2014 23:36	29.36	84.9	5.74	2.4
SR4	28/9/2014 5:41	29.02	81.5	5.53	3.8	SR4	28/9/2014 11:41	29.27	83.1	5.61	5.0	SR4	28/9/2014 17:41	29.60	83.8	5.63	3.0	SR4	28/9/2014 23:41	29.35	84.2	5.70	2.3
SR4	28/9/2014 5:46	29.03	82.1	5.57	3.7	SR4	28/9/2014 11:46	29.24	82.6	5.57	5.5	SR4	28/9/2014 17:46	29.69	84.3	5.66	2.9	SR4	28/9/2014 23:46	29.36	82.1	5.55	3.2
SR4	28/9/2014 5:51	29.04	81.9	5.56	4.4	SR4	28/9/2014 11:51	29.22	82.1	5.54	6.6	SR4	28/9/2014 17:51	29.72	84.2	5.65	2.7	SR4	28/9/2014 23:51	29.37	83.2	5.63	2.4
SR4	28/9/2014 5:56	29.05	83.0	5.64	4.8	SR4	28/9/2014 11:56	29.42	83.1	5.59	5.3	SR4	28/9/2014 17:56	29.78	83.8	5.62	2.3	SR4	28/9/2014 23:56	29.38	84.3	5.70	2.4

Station	Timestamp	Temp (° C)	DO (%)	DO (mg/L)	Tur (NTU)	Station	Timestamp	Temp (° C)	DO (%)	DO (mg/L)	Tur (NTU)	Station	Timestamp	Temp (° C)	DO (%)	DO (mg/L)	Tur (NTU)	Station	Timestamp	Temp (°C)	DO (%)	DO (mg/L)	Tur (NTU)
SR5	28/9/2014 0:00	29.09	75.2	**4.89**	5.8	SR5	28/9/2014 6:00	29.32	77.6	**5.16**	4.8	SR5	28/9/2014 12:00	29.39	72.3	**4.70**	5.4	SR5	28/9/2014 18:00	30.17	87.7	5.76	3.1
SR5	28/9/2014 0:05	29.10	75.1	**4.88**	6.1	SR5	28/9/2014 6:05	29.34	77.4	**5.14**	6.2	SR5	28/9/2014 12:05	29.33	72.3	**4.70**	5.2	SR5	28/9/2014 18:05	30.15	87.8	5.77	3.1
SR5	28/9/2014 0:10	29.10	74.8	**4.86**	6.1	SR5	28/9/2014 6:10	29.35	78.4	**5.20**	5.5	SR5	28/9/2014 12:10	29.39	72.5	**4.71**	4.7	SR5	28/9/2014 18:10	30.16	87.7	5.76	3.1
SR5	28/9/2014 0:15	29.10	74.5	**4.84**	5.3	SR5	28/9/2014 6:15	29.35	78.4	**5.20**	5.5	SR5	28/9/2014 12:15	29.33	72.3	**4.70**	5.7	SR5	28/9/2014 18:15	30.15	87.9	5.77	3.1
SR5	28/9/2014 0:20	29.10	74.0	**4.81**	5.5	SR5	28/9/2014 6:20	29.35	78.2	**5.19**	6.2	SR5	28/9/2014 12:20	29.27	73.7	**4.79**	5.5	SR5	28/9/2014 18:20	30.14	87.9	5.78	3.2
SR5	28/9/2014 0:25	29.10	74.1	**4.82**	6.0	SR5	28/9/2014 6:25	29.35	78.2	**5.19**	5.1	SR5	28/9/2014 12:25	29.33	73.5	**4.78**	4.9	SR5	28/9/2014 18:25	30.13	87.7	5.76	3.1
SR5	28/9/2014 0:30	29.10	73.0	**4.75**	5.5	SR5	28/9/2014 6:30	29.35	75.1	**4.99**	5.6	SR5	28/9/2014 12:30	29.30	71.1	**4.62**	5.0	SR5	28/9/2014 18:30	30.09	87.0	5.72	3.1
SR5	28/9/2014 0:35	29.12	76.3	**4.97**	**8.4**	SR5	28/9/2014 6:35	29.35	76.5	**5.08**	5.8	SR5	28/9/2014 12:35	29.32	71.1	**4.62**	4.6	SR5	28/9/2014 18:35	30.16	86.9	5.71	3.4
SR5	28/9/2014 0:40	29.13	76.3	**4.97**	7.9	SR5	28/9/2014 6:40	29.35	76.3	**5.06**	5.3	SR5	28/9/2014 12:40	29.68	75.5	**4.90**	4.6	SR5	28/9/2014 18:40	30.13	86.3	5.67	3.2
SR5	28/9/2014 0:45	29.14	76.7	**5.01**	6.4	SR5	28/9/2014 6:45	29.33	76.2	**5.06**	5.1	SR5	28/9/2014 12:45	29.53	77.1	**5.02**	4.8	SR5	28/9/2014 18:45	30.16	84.9	5.58	3.0
SR5	28/9/2014 0:50	29.15	76.6	**5.00**	5.5	SR5	28/9/2014 6:50	29.32	78.6	**5.22**	5.4	SR5	28/9/2014 12:50	29.67	78.5	**5.12**	4.4	SR5	28/9/2014 18:50	30.15	83.6	5.49	3.1
SR5	28/9/2014 0:55	29.14	76.7	**5.01**	5.9	SR5	28/9/2014 6:55	29.33	78.6	**5.22**	5.0	SR5	28/9/2014 12:55	29.83	80.7	**5.25**	3.9	SR5	28/9/2014 18:55	30.13	84.1	5.53	2.6
SR5	28/9/2014 1:00	29.15	76.8	**5.01**	4.6	SR5	28/9/2014 7:00	29.33	78.1	**5.19**	5.6	SR5	28/9/2014 13:00	29.65	78.6	**5.12**	4.4	SR5	28/9/2014 19:00	30.14	84.6	5.56	2.9
SR5	28/9/2014 1:05	29.16	78.2	**5.12**	3.9	SR5	28/9/2014 7:05	29.35	76.5	**5.08**	5.0	SR5	28/9/2014 13:05	29.65	78.5	**5.11**	4.5	SR5	28/9/2014 19:05	30.00	86.1	5.68	3.0
SR5	28/9/2014 1:10	29.16	77.7	**5.08**	4.1	SR5	28/9/2014 7:10	29.34	76.4	**5.07**	4.9	SR5	28/9/2014 13:10	29.56	76.0	**4.94**	4.5	SR5	28/9/2014 19:10	30.08	84.5	5.56	2.8
SR5	28/9/2014 1:15	29.17	77.6	**5.07**	4.1	SR5	28/9/2014 7:15	29.34	76.0	**5.05**	5.3	SR5	28/9/2014 13:15	29.73	75.6	**4.90**	4.9	SR5	28/9/2014 19:15	30.09	84.9	5.59	2.9
SR5	28/9/2014 1:20	29.18	77.4	**5.07**	3.7	SR5	28/9/2014 7:20	29.31	76.4	**5.08**	4.8	SR5	28/9/2014 13:20	29.77	78.7	**5.12**	4.0	SR5	28/9/2014 19:20	30.10	84.8	5.58	3.0
SR5	28/9/2014 1:25	29.18	77.1	**5.04**	3.7	SR5	28/9/2014 7:25	29.32	78.2	**5.20**	4.9	SR5	28/9/2014 13:25	29.81	76.3	**4.95**	4.1	SR5	28/9/2014 19:25	30.11	83.6	5.50	2.8
SR5	28/9/2014 1:30	29.17	77.4	**5.06**	3.4	SR5	28/9/2014 7:30	29.35	76.6	**5.09**	5.4	SR5	28/9/2014 13:30	29.74	76.6	**4.97**	4.1	SR5	28/9/2014 19:30	30.13	84.2	5.53	2.7
SR5	28/9/2014 1:35	29.19	76.9	**5.03**	3.8	SR5	28/9/2014 7:35	29.36	76.6	**5.09**	5.4	SR5	28/9/2014 13:35	29.89	78.0	**5.05**	4.4	SR5	28/9/2014 19:35	30.13	83.9	5.51	2.9
SR5	28/9/2014 1:40	29.16	77.8	**5.10**	3.9	SR5	28/9/2014 7:40	29.34	74.9	**4.98**	4.7	SR5	28/9/2014 13:40	29.85	78.4	**5.08**	4.4	SR5	28/9/2014 19:40	30.09	83.1	5.46	2.9
SR5	28/9/2014 1:45	29.14	77.8	**5.10**	3.8	SR5	28/9/2014 7:45	29.35	75.7	**5.03**	5.6	SR5	28/9/2014 13:45	29.69	77.8	**5.05**	4.6	SR5	28/9/2014 19:45	30.08	82.9	5.45	3.1
SR5	28/9/2014 1:50	29.19	77.9	**5.11**	4.2	SR5	28/9/2014 7:50	29.36	76.8	**5.09**	5.0	SR5	28/9/2014 13:50	29.70	77.1	**5.00**	4.9	SR5	28/9/2014 19:50	30.02	82.9	5.45	3.9
SR5	28/9/2014 1:55	29.15	79.2	**5.21**	3.6	SR5	28/9/2014 7:55	29.36	77.1	**5.11**	5.5	SR5	28/9/2014 13:55	29.68	77.4	**5.02**	4.4	SR5	28/9/2014 19:55	30.01	82.7	5.44	3.6
SR5	28/9/2014 2:00	29.18	78.5	**5.15**	3.9	SR5	28/9/2014 8:00	29.36	76.7	**5.08**	5.5	SR5	28/9/2014 14:00	29.64	77.9	**5.06**	4.6	SR5	28/9/2014 20:00	29.98	82.9	5.45	3.9
SR5	28/9/2014 2:05	29.20	78.3	**5.14**	4.0	SR5	28/9/2014 8:05	29.35	76.5	**5.06**	5.2	SR5	28/9/2014 14:05	29.87	77.7	**5.03**	3.9	SR5	28/9/2014 20:05	29.95	82.9	5.46	3.5
SR5	28/9/2014 2:10	29.20	78.6	**5.16**	3.6	SR5	28/9/2014 8:10	29.34	76.4	**5.05**	5.5	SR5	28/9/2014 14:10	29.82	77.3	**5.01**	3.7	SR5	28/9/2014 20:10	29.94	82.7	5.45	3.3
SR5	28/9/2014 2:15	29.20	78.5	**5.16**	3.8	SR5	28/9/2014 8:15	29.35	76.9	**5.08**	5.4	SR5	28/9/2014 14:15	29.94	77.6	**5.02**	3.4	SR5	28/9/2014 20:15	29.93	82.9	5.46	3.4
SR5	28/9/2014 2:20	29.20	78.2	**5.14**	4.0	SR5	28/9/2014 8:20	29.36	77.0	**5.09**	5.4	SR5	28/9/2014 14:20	29.88	77.1	**5.00**	4.7	SR5	28/9/2014 20:20	29.94	82.6	5.44	3.8
SR5	28/9/2014 2:25	29.20	79.1	**5.21**	3.5	SR5	28/9/2014 8:25	29.36	76.8	**5.08**	5.5	SR5	28/9/2014 14:25	29.82	78.8	**5.11**	3.8	SR5	28/9/2014 20:25	29.94	83.0	5.46	3.5
SR5	28/9/2014 2:30	29.11	79.4	**5.25**	3.4	SR5	28/9/2014 8:30	29.35	76.0	**5.02**	5.3	SR5	28/9/2014 14:30	29.99	81.9	**5.31**	3.4	SR5	28/9/2014 20:30	29.90	82.9	5.46	3.6
SR5	28/9/2014 2:35	29.16	79.9	**5.28**	3.8	SR5	28/9/2014 8:35	29.35	75.9	**5.02**	6.0	SR5	28/9/2014 14:35	29.89	80.2	**5.20**	3.8	SR5	28/9/2014 20:35	29.89	81.7	**5.37**	3.6
SR5	28/9/2014 2:40	29.22	79.8	**5.26**	3.6	SR5	28/9/2014 8:40	29.35	75.5	**4.99**	5.6	SR5	28/9/2014 14:40	29.93	81.4	**5.28**	3.0	SR5	28/9/2014 20:40	29.88	81.9	5.39	3.9
SR5	28/9/2014 2:45	29.19	80.1	**5.29**	3.8	SR5	28/9/2014 8:45	29.36	75.7	**5.00**	5.3	SR5	28/9/2014 14:45	29.82	79.8	**5.18**	4.0	SR5	28/9/2014 20:45	29.83	79.2	**5.20**	3.4
SR5	28/9/2014 2:50	29.24	79.6	**5.24**	4.2	SR5	28/9/2014 8:50	29.34	75.7	**5.00**	6.0	SR5	28/9/2014 14:50	29.87	80.0	**5.19**	3.7	SR5	28/9/2014 20:50	29.74	76.6	**5.02**	4.3
SR5	28/9/2014 2:55	29.25	79.8	**5.26**	4.6	SR5	28/9/2014 8:55	29.33	75.0	**4.94**	5.5	SR5	28/9/2014 14:55	30.12	83.6	5.42	3.5	SR5	28/9/2014 20:55	29.63	75.2	**4.92**	4.5
SR5	28/9/2014 3:00	29.20	80.9	**5.35**	4.2	SR5	28/9/2014 9:00	29.30	74.4	**4.89**	6.8	SR5	28/9/2014 15:00	29.87	80.6	**5.24**	3.7	SR5	28/9/2014 21:00	29.52	74.9	**4.89**	4.1
SR5	28/9/2014 3:05	29.23	80.7	**5.33**	4.3	SR5	28/9/2014 9:05	29.29	74.1	**4.87**	7.8	SR5	28/9/2014 15:05	29.90	80.2	**5.20**	3.7	SR5	28/9/2014 21:05	29.46	75.1	**4.90**	4.8
SR5	28/9/2014 3:10	29.24	80.7	**5.33**	4.4	SR5	28/9/2014 9:10	29.28	73.4	**4.82**	7.5	SR5	28/9/2014 15:10	29.87	80.1	**5.20**	4.0	SR5	28/9/2014 21:10	29.45	75.4	**4.91**	4.6
SR5	28/9/2014 3:15	29.24	80.2	**5.30**	4.5	SR5	28/9/2014 9:15	29.30	74.1	**4.87**	7.2	SR5	28/9/2014 15:15	30.07	81.9	**5.32**	3.5	SR5	28/9/2014 21:15	29.45	75.1	**4.90**	4.5
SR5	28/9/2014 3:20	29.23	79.9	**5.28**	4.4	SR5	28/9/2014 9:20	29.31	72.9	**4.80**	6.9	SR5	28/9/2014 15:20	29.94	82.3	**5.35**	3.8	SR5	28/9/2014 21:20	29.44	75.3	**4.91**	5.0
SR5	28/9/2014 3:25	29.26	80.2	**5.30**	4.9	SR5	28/9/2014 9:25	29.28	73.7	**4.84**	6.4	SR5	28/9/2014 15:25	29.96	82.4	**5.35**	4.0	SR5	28/9/2014 21:25	29.43	75.2	**4.90**	4.8
SR5	28/9/2014 3:30	29.24	80.0	**5.30**	4.9	SR5	28/9/2014 9:30	29.28	72.4	**4.75**	6.0	SR5	28/9/2014 15:30	29.92	83.6	5.45	3.9	SR5	28/9/2014 21:30	29.43	74.9	**4.88**	4.6
SR5	28/9/2014 3:35	29.23	80.0	**5.30**	5.0	SR5	28/9/2014 9:35	29.24	72.9	**4.78**	5.7	SR5	28/9/2014 15:35	29.84	82.8	5.40	3.9	SR5	28/9/2014 21:35	29.41	75.0	**4.88**	4.6
SR5	28/9/2014 3:40	29.24	80.2	**5.31**	4.7	SR5	28/9/2014 9:40	29.23	73.3	**4.81**	6.2	SR5	28/9/2014 15:40	29.95	83.7	5.46	3.5	SR5	28/9/2014 21:40	29.41	74.2	**4.83**	4.8
SR5	28/9/2014 3:45	29.27	79.9	**5.29**	5.0	SR5	28/9/2014 9:45	29.22	73.6	**4.82**	6.3	SR5	28/9/2014 15:45	29.94	83.3	5.43	3.9	SR5	28/9/2014 21:45	29.41	73.9	**4.81**	4.6
SR5	28/9/2014 3:50	29.27	79.6	**5.26**	5.1	SR5	28/9/2014 9:50	29.25	72.1	**4.73**	6.6	SR5	28/9/2014 15:50	29.84	82.2	**5.36**	4.4	SR5	28/9/2014 21:50	29.39	73.3	**4.77**	5.0
SR5	28/9/2014 3:55	29.27	79.4	**5.25**	5.0	SR5	28/9/2014 9:55	29.21	72.2	**4.73**	7.4	SR5	28/9/2014 15:55	30.00	83.3	5.42	3.9	SR5	28/9/2014 21:55	29.39	73.0	**4.76**	5.1
SR5	28/9/2014 4:00	29.28	79.0	**5.22**	5.6	SR5	28/9/2014 10:00	29.20	71.7	**4.69**	7.9	SR5	28/9/2014 16:00	30.19	85.6	5.56	4.0	SR5	28/9/2014 22:00	29.39	72.9	**4.75**	5.1
SR5	28/9/2014 4:05	29.23	80.2	**5.33**	4.6	SR5	28/9/2014 10:05	29.21	71.6	**4.68**	**9.1**	SR5	28/9/2014 16:05	30.13	84.7	5.51	4.1	SR5	28/9/2014 22:05	29.38	72.5	**4.72**	4.8
SR5	28/9/2014 4:10	29.27	79.5	**5.27**	4.9	SR5	28/9/2014 10:10	29.20	70.9	**4.64**	**9.2**	SR5	28/9/2014 16:10	30.18	86.4	5.62	4.0	SR5	28/9/2014 22:10	29.36	71.7	**4.67**	5.0
SR5	28/9/2014 4:15	29.31	79.7	**5.29**	4.7	SR5	28/9/2014 10:15	29.18	69.2	**4.52**	**8.7**	SR5	28/9/2014 16:15	30.16	85.9	5.59	4.0	SR5	28/9/2014 22:15	29.39	72.2	**4.70**	4.7
SR5	28/9/2014 4:20	29.31	79.3	**5.25**	5.1	SR5	28/9/2014 10:20	29.13	71.2	**4.64**	**10.2**	SR5	28/9/2014 16:20	30.12	85.8	5.59	4.3	SR5	28/9/2014 22:20	29.37	71.6	**4.66**	5.2
SR5	28/9/2014 4:25	29.33	79.2	**5.25**	5.2	SR5	28/9/2014 10:25	29.16	70.9	**4.62**	**9.3**	SR5	28/9/2014 16:25	30.23	86.8	5.65	3.8	SR5	28/9/2014 22:25	29.33	71.1	**4.62**	6.0
SR5	28/9/2014 4:30	29.33	79.0	**5.23**	6.7	SR5	28/9/2014 10:30	29.12	70.4	**4.59**	**9.2**	SR5	28/9/2014 16:30	30.16	85.6	5.58	3.7	SR5	28/9/2014 22:30	29.33	70.9	**4.61**	6.2
SR5	28/9/2014 4:35	29.34	79.0	**5.23**	5.4	SR5	28/9/2014 10:35	29.11	70.6	**4.60**	**8.5**	SR5	28/9/2014 16:35	30.45	89.7	5.86	3.7	SR5	28/9/2014 22:35	29.39	71.2	**4.64**	4.9
SR5	28/9/2014 4:40	29.35	78.8	**5.22**	5.8	SR5	28/9/2014 10:40	29.11	70.9	**4.61**	**8.9**	SR5	28/9/2014 16:40	30.25	87.7	5.73	3.8	SR5	28/9/2014 22:40	29.34	70.1	**4.56**	6.1
SR5	28/9/2014 4:45	29.34	78.4	**5.20**	6.3	SR5	28/9/2014 10:45	29.10	71.1	**4.63**	**8.7**	SR5	28/9/2014 16:45	30.15	85.8	5.60	4.2	SR5	28/9/2014 22:45	29.23	69.2	**4.50**	6.8
SR5	28/9/2014 4:50	29.35	78.5	**5.20**	6.5	SR5	28/9/2014 10:50	29.12	71.3	**4.64**	**8.1**	SR5	28/9/2014 16:50	30.23	88.4	5.79	4.2	SR5	28/9/2014 22:50	29.18	70.9	**4.60**	5.8
SR5	28/9/2014 4:55	29.33	77.6	**5.14**	5.3	SR5	28/9/2014 10:55	29.09	71.5	**4.65**	**8.9**	SR5	28/9/2014 16:55	30.22	88.6	5.81	3.6	SR5	28/9/2014 22:55	29.17	70.9	**4.60**	5.6
SR5	28/9/2014 5:00	29.35	78.4	**5.20**	6.6	SR5	28/9/2014 11:00	29.10	71.5	**4.65**	**9.4**	SR5	28/9/2014 17:00	30.21	87.6	5.74	3.9	SR5	28/9/2014 23:00	29.23	69.2	**4.49**	6.0
SR5	28/9/2014 5:05	29.33	78.7	**5.22**	6.1	SR5	28/9/2014 11:05	29.12	70.7	**4.60**	**9.6**	SR5	28/9/2014 17:05	30.22	87.3	5.72	3.6	SR5	28/9/2014 23:05	29.20	70.5	**4.57**	5.3
SR5	28/9/2014 5:10	29.33	78.7	**5.22**	6.0	SR5	28/9/2014 11:10	29.11	71.9	**4.68**	**8.9**	SR5	28/9/2014 17:10	30.17	86.2	5.65	4.2	SR5	28/9/2014 23:10	29.18	70.5	**4.57**	5.4
SR5	28/9/2014 5:15	29.35	78.7	**5.22**	6.0	SR5	28/9/2014 11:15	29.10	71.4	**4.64**	**8.7**	SR5	28/9/2014 17:15	30.17	86.2	5.64	5.3	SR5	28/9/2014 23:15	29.17	70.4	**4.56**	6.1
SR5	28/9/2014 5:20	29.35	78.1	**5.19**	5.7	SR5	28/9/2014 11:20	29.09	71.3	**4.63**	**8.9**	SR5	28/9/2014 17:20	30.19	87.6	5.74	3.5	SR5	28/9/2014 23:20	29.19	70.5	**4.57**	5.1
SR5	28/9/2014 5:25	29.33	78.3	**5.20**	6.1	SR5	28/9/2014 11:25	29.18	71.4	**4.64**	7.5	SR5	28/9/2014 17:25	30.21	87.8	5.76	3.4	SR5	28/9/2014 23:25	29.17	70.8	**4.59**	5.9
SR5	28/9/2014 5:30	29.33	78.3	**5.21**	4.9	SR5	28/9/2014 11:30	29.31	71.3	**4.64**	7.1	SR5	28/9/2014 17:30	30.20	88.5	5.81	3.4	SR5	28/9/2014 23:30	29.17	71.1	**4.60**	5.9
SR5	28/9/2014 5:35	29.34	78.0	**5.18**	6.2	SR5	28/9/2014 11:35	29.31	71.4	**4.64**	6.9	SR5	28/9/2014 17:35	30.17	87.2	5.72	3.3	SR5	28/9/2014 23:35	29.18	69.9	**4.53**	5.2
SR5	28/9/2014 5:40	29.34	78.5	**5.21**	5.7	SR5	28/9/2014 11:40	29.48	72.5	**4.71**	5.5	SR5	28/9/2014 17:40	30.16	86.6	5.68	4.1	SR5	28/9/2014 23:40	29.18	69.1	**4.48**	5.8
SR5	28/9/2014 5:45	29.36	78.5	**5.21**	5.1	SR5	28/9/2014 11:45	29.41	71.3	**4.63**	6.0	SR5	28/9/2014 17:45	30.17	86.5	5.68	3.7	SR5	28/9/2014 23:45	29.18	68.8	**4.46**	5.8
SR5	28/9/2014 5:50	29.35	78.5	**5.21**	4.9	SR5	28/9/2014 11:50	29.37	71.5	**4.65**	6.2	SR5	28/9/2014 17:50	30.18	88.0	5.78	3.0	SR5	28/9/2014 23:50	29.23	70.6	**4.59**	4.6
SR5	28/9/2014 5:55	29.34	78.3	**5.20**	4.9	SR5	28/9/2014 11:55	29.34	71.6	**4.65**	6.4	SR5	28/9/2014 17:55	30.19	88.3	5.80	3.2	SR5	28/9/2014 23:55	29.24	72.3	**4.70**	4.7

Station	Timestamp	Temp (° C)	DO (%)	DO (mg/L)	Tur (NTU)	Station	Timestamp	Temp (° C)	DO (%)	DO (mg/L)	Tur (NTU)	Station	Timestamp	Temp (° C)	DO (%)	DO (mg/L)	Tur (NTU)	Station	Timestamp	Temp (°C)	DO (%)	DO (mg/L)	Tur (NTU)
SR9	28/9/2014 0:00	29.58	136.1	8.66	2.1	SR9	28/9/2014 6:00	29.30	118.4	7.57	2.0	SR9	28/9/2014 12:00	29.72	120.9	7.69	2.9	SR9	28/9/2014 18:00	30.07	182.9	11.56	2.7
SR9	28/9/2014 0:05	29.56	135.2	8.61	2.3	SR9	28/9/2014 6:05	29.27	117.5	7.52	2.0	SR9	28/9/2014 12:05	29.55	117.3	7.47	3.8	SR9	28/9/2014 18:05	29.95	177.3	11.22	2.7
SR9	28/9/2014 0:10	29.54	135.3	8.61	2.4	SR9	28/9/2014 6:10	29.26	117.8	7.54	3.8	SR9	28/9/2014 12:10	29.55	119.0	7.58	3.8	SR9	28/9/2014 18:10	30.04	179.6	11.36	**5.9**
SR9	28/9/2014 0:15	29.55	135.2	8.61	2.3	SR9	28/9/2014 6:15	29.28	118.0	7.55	2.1	SR9	28/9/2014 12:15	29.49	118.6	7.57	3.7	SR9	28/9/2014 18:15	30.01	178.2	11.27	3.0
SR9	28/9/2014 0:20	29.56	135.8	8.64	2.1	SR9	28/9/2014 6:20	29.25	116.7	7.47	2.2	SR9	28/9/2014 12:20	29.33	120.7	7.72	4.7	SR9	28/9/2014 18:20	29.99	176.8	11.19	2.4
SR9	28/9/2014 0:25	29.56	136.1	8.67	2.6	SR9	28/9/2014 6:25	29.23	116.1	7.43	1.8	SR9	28/9/2014 12:25	29.47	118.8	7.58	4.2	SR9	28/9/2014 18:25	30.02	177.1	11.20	2.5
SR9	28/9/2014 0:30	29.55	136.1	8.67	2.0	SR9	28/9/2014 6:30	29.24	116.0	7.42	2.1	SR9	28/9/2014 12:30	29.48	120.0	7.66	**5.2**	SR9	28/9/2014 18:30	29.85	172.3	10.93	2.7
SR9	28/9/2014 0:35	29.52	135.5	8.63	2.5	SR9	28/9/2014 6:35	29.26	115.2	7.37	2.1	SR9	28/9/2014 12:35	29.73	120.0	7.63	3.3	SR9	28/9/2014 18:35	29.77	169.9	10.79	2.5
SR9	28/9/2014 0:40	29.56	137.0	8.72	2.6	SR9	28/9/2014 6:40	29.24	114.5	7.33	1.9	SR9	28/9/2014 12:40	29.56	121.4	7.74	4.0	SR9	28/9/2014 18:40	29.91	172.7	10.94	2.5
SR9	28/9/2014 0:45	29.55	137.0	8.72	1.9	SR9	28/9/2014 6:45	29.23	114.5	7.33	2.0	SR9	28/9/2014 12:45	29.53	123.5	7.88	3.9	SR9	28/9/2014 18:45	29.82	170.2	10.80	2.9
SR9	28/9/2014 0:50	29.55	136.6	8.70	2.4	SR9	28/9/2014 6:50	29.21	113.7	7.28	2.1	SR9	28/9/2014 12:50	29.48	123.0	7.85	4.4	SR9	28/9/2014 18:50	29.93	168.4	10.66	2.9
SR9	28/9/2014 0:55	29.54	136.7	8.70	2.1	SR9	28/9/2014 6:55	29.21	113.9	7.29	2.0	SR9	28/9/2014 12:55	29.45	122.4	7.81	4.0	SR9	28/9/2014 18:55	29.96	167.9	10.63	3.9
SR9	28/9/2014 1:00	29.51	135.9	8.66	1.7	SR9	28/9/2014 7:00	29.09	109.5	7.03	1.7	SR9	28/9/2014 13:00	29.43	122.3	7.81	4.1	SR9	28/9/2014 19:00	29.86	166.5	10.56	2.8
SR9	28/9/2014 1:05	29.51	135.8	8.65	1.7	SR9	28/9/2014 7:05	29.11	109.9	7.05	1.5	SR9	28/9/2014 13:05	29.52	122.3	7.80	3.7	SR9	28/9/2014 19:05	29.81	164.1	10.41	2.7
SR9	28/9/2014 1:10	29.50	135.3	8.62	1.8	SR9	28/9/2014 7:10	29.07	108.9	6.99	1.5	SR9	28/9/2014 13:10	29.41	122.9	7.85	4.2	SR9	28/9/2014 19:10	29.98	165.6	10.48	2.1
SR9	28/9/2014 1:15	29.47	133.8	8.53	1.6	SR9	28/9/2014 7:15	29.10	110.0	7.06	1.6	SR9	28/9/2014 13:15	29.45	123.8	7.90	4.5	SR9	28/9/2014 19:15	29.76	162.2	10.30	2.6
SR9	28/9/2014 1:20	29.47	133.3	8.50	1.6	SR9	28/9/2014 7:20	29.15	111.0	7.12	1.6	SR9	28/9/2014 13:20	29.43	127.7	8.15	4.1	SR9	28/9/2014 19:20	29.95	164.5	10.42	2.6
SR9	28/9/2014 1:25	29.45	131.8	8.41	1.6	SR9	28/9/2014 7:25	29.13	111.4	7.15	1.6	SR9	28/9/2014 13:25	29.44	129.5	8.27	4.0	SR9	28/9/2014 19:25	29.78	162.6	10.32	2.9
SR9	28/9/2014 1:30	29.43	130.8	8.34	1.7	SR9	28/9/2014 7:30	29.22	114.4	7.32	1.9	SR9	28/9/2014 13:30	29.61	129.6	8.25	4.1	SR9	28/9/2014 19:30	29.72	160.4	10.19	4.0
SR9	28/9/2014 1:35	29.43	130.1	8.30	1.9	SR9	28/9/2014 7:35	29.18	109.3	7.00	2.4	SR9	28/9/2014 13:35	29.46	135.4	8.64	4.2	SR9	28/9/2014 19:35	29.70	159.3	10.12	2.7
SR9	28/9/2014 1:40	29.41	128.8	8.22	1.8	SR9	28/9/2014 7:40	29.13	107.8	6.92	2.6	SR9	28/9/2014 13:40	29.50	134.8	8.60	3.8	SR9	28/9/2014 19:40	29.74	156.6	9.94	2.6
SR9	28/9/2014 1:45	29.40	128.3	8.19	2.8	SR9	28/9/2014 7:45	29.13	109.9	7.05	2.1	SR9	28/9/2014 13:45	29.57	140.4	8.95	3.7	SR9	28/9/2014 19:45	29.76	154.7	9.82	2.7
SR9	28/9/2014 1:50	29.38	126.6	8.08	2.5	SR9	28/9/2014 7:50	29.14	108.7	6.97	2.1	SR9	28/9/2014 13:50	29.54	145.1	9.25	3.8	SR9	28/9/2014 19:50	29.75	153.0	9.72	2.3
SR9	28/9/2014 1:55	29.35	124.5	7.96	1.9	SR9	28/9/2014 7:55	29.15	108.9	6.98	2.1	SR9	28/9/2014 13:55	29.55	147.8	9.42	3.9	SR9	28/9/2014 19:55	29.72	151.4	9.62	2.5
SR9	28/9/2014 2:00	29.34	123.4	7.89	2.1	SR9	28/9/2014 8:00	29.15	108.5	6.96	3.0	SR9	28/9/2014 14:00	29.53	147.2	9.39	4.1	SR9	28/9/2014 20:00	29.84	153.5	9.74	2.1
SR9	28/9/2014 2:05	29.31	121.7	7.78	1.9	SR9	28/9/2014 8:05	29.10	106.8	6.86	3.2	SR9	28/9/2014 14:05	29.58	145.5	9.27	3.7	SR9	28/9/2014 20:05	29.88	156.0	9.89	2.1
SR9	28/9/2014 2:10	29.25	117.6	7.53	2.2	SR9	28/9/2014 8:10	29.15	107.2	6.88	2.7	SR9	28/9/2014 14:10	29.51	144.4	9.21	3.9	SR9	28/9/2014 20:10	29.83	156.1	9.90	2.8
SR9	28/9/2014 2:15	29.29	119.4	7.64	3.1	SR9	28/9/2014 8:15	29.15	107.8	6.91	2.9	SR9	28/9/2014 14:15	29.45	148.4	9.47	3.6	SR9	28/9/2014 20:15	29.86	157.8	10.00	2.9
SR9	28/9/2014 2:20	29.42	127.8	8.16	2.3	SR9	28/9/2014 8:20	29.13	105.6	6.77	4.3	SR9	28/9/2014 14:20	29.46	155.6	9.93	3.5	SR9	28/9/2014 20:20	29.74	155.1	9.86	2.8
SR9	28/9/2014 2:25	29.40	126.7	8.09	1.7	SR9	28/9/2014 8:25	29.15	105.7	6.78	3.5	SR9	28/9/2014 14:25	29.52	160.0	10.20	3.4	SR9	28/9/2014 20:25	29.74	154.6	9.82	3.2
SR9	28/9/2014 2:30	29.40	126.3	8.06	2.1	SR9	28/9/2014 8:30	29.15	107.5	6.90	3.3	SR9	28/9/2014 14:30	29.56	163.4	10.41	3.2	SR9	28/9/2014 20:30	29.81	153.1	9.72	2.6
SR9	28/9/2014 2:35	29.34	123.3	7.88	2.1	SR9	28/9/2014 8:35	29.14	107.2	6.88	4.2	SR9	28/9/2014 14:35	29.59	164.3	10.46	3.3	SR9	28/9/2014 20:35	29.80	154.0	9.77	2.4
SR9	28/9/2014 2:40	29.29	120.1	7.68	1.9	SR9	28/9/2014 8:40	29.17	107.3	6.88	3.4	SR9	28/9/2014 14:40	29.63	164.5	10.47	3.2	SR9	28/9/2014 20:40	29.85	153.7	9.75	2.0
SR9	28/9/2014 2:45	29.32	121.0	7.73	2.2	SR9	28/9/2014 8:45	29.18	108.4	6.95	3.6	SR9	28/9/2014 14:45	29.57	162.9	10.37	3.1	SR9	28/9/2014 20:45	29.83	157.7	10.00	2.0
SR9	28/9/2014 2:50	29.27	118.1	7.56	1.8	SR9	28/9/2014 8:50	29.17	108.4	6.95	3.1	SR9	28/9/2014 14:50	29.65	164.3	10.45	3.2	SR9	28/9/2014 20:50	29.81	157.2	9.98	2.3
SR9	28/9/2014 2:55	29.24	117.6	7.53	2.0	SR9	28/9/2014 8:55	29.17	108.7	6.97	3.3	SR9	28/9/2014 14:55	29.66	164.3	10.45	3.1	SR9	28/9/2014 20:55	29.81	158.4	10.05	2.2
SR9	28/9/2014 3:00	29.26	117.6	7.53	2.2	SR9	28/9/2014 9:00	29.17	108.2	6.94	2.8	SR9	28/9/2014 15:00	29.67	164.9	10.49	2.9	SR9	28/9/2014 21:00	29.81	159.6	10.13	2.6
SR9	28/9/2014 3:05	29.26	117.8	7.54	2.8	SR9	28/9/2014 9:05	29.18	108.6	6.97	3.0	SR9	28/9/2014 15:05	29.64	166.9	10.62	3.2	SR9	28/9/2014 21:05	29.82	159.4	10.12	2.0
SR9	28/9/2014 3:10	29.24	116.0	7.43	2.9	SR9	28/9/2014 9:10	29.22	108.5	6.96	2.8	SR9	28/9/2014 15:10	29.61	168.2	10.70	3.2	SR9	28/9/2014 21:10	29.86	161.1	10.21	1.8
SR9	28/9/2014 3:15	29.24	116.6	7.46	2.1	SR9	28/9/2014 9:15	29.23	109.3	7.01	3.0	SR9	28/9/2014 15:15	29.61	169.2	10.77	3.3	SR9	28/9/2014 21:15	29.78	157.5	10.00	2.0
SR9	28/9/2014 3:20	29.23	116.1	7.44	2.7	SR9	28/9/2014 9:20	29.20	109.1	6.99	3.4	SR9	28/9/2014 15:20	29.61	170.7	10.87	3.1	SR9	28/9/2014 21:20	29.89	161.1	10.21	1.6
SR9	28/9/2014 3:25	29.24	116.2	7.44	2.3	SR9	28/9/2014 9:25	29.24	108.8	6.97	2.7	SR9	28/9/2014 15:25	29.62	172.6	10.99	3.2	SR9	28/9/2014 21:25	29.92	160.3	10.16	2.0
SR9	28/9/2014 3:30	29.33	121.6	7.78	2.2	SR9	28/9/2014 9:30	29.22	109.1	7.00	2.9	SR9	28/9/2014 15:30	29.65	174.1	11.07	3.1	SR9	28/9/2014 21:30	29.74	151.0	9.59	2.3
SR9	28/9/2014 3:35	29.35	122.0	7.80	2.1	SR9	28/9/2014 9:35	29.24	109.5	7.02	2.7	SR9	28/9/2014 15:35	29.68	175.8	11.18	2.9	SR9	28/9/2014 21:35	29.66	145.2	9.24	2.9
SR9	28/9/2014 3:40	29.33	122.0	7.80	2.0	SR9	28/9/2014 9:40	29.27	109.6	7.03	2.8	SR9	28/9/2014 15:40	29.69	175.4	11.15	3.0	SR9	28/9/2014 21:40	29.86	157.0	9.95	1.7
SR9	28/9/2014 3:45	29.32	121.0	7.73	2.2	SR9	28/9/2014 9:45	29.25	109.6	7.03	2.7	SR9	28/9/2014 15:45	29.79	176.8	11.22	3.0	SR9	28/9/2014 21:45	29.83	157.2	9.97	2.8
SR9	28/9/2014 3:50	29.34	122.8	7.85	2.1	SR9	28/9/2014 9:50	29.19	109.6	7.03	3.4	SR9	28/9/2014 15:50	29.85	178.1	11.30	2.9	SR9	28/9/2014 21:50	29.70	146.9	9.33	2.6
SR9	28/9/2014 3:55	29.35	123.4	7.89	2.7	SR9	28/9/2014 9:55	29.28	110.2	7.06	2.7	SR9	28/9/2014 15:55	29.84	179.9	11.41	3.0	SR9	28/9/2014 21:55	29.79	151.4	9.61	1.9
SR9	28/9/2014 4:00	29.37	124.5	7.95	2.6	SR9	28/9/2014 10:00	29.26	110.7	7.09	2.9	SR9	28/9/2014 16:00	29.88	181.8	11.52	2.9	SR9	28/9/2014 22:00	29.84	149.0	9.46	2.2
SR9	28/9/2014 4:05	29.37	124.7	7.96	2.6	SR9	28/9/2014 10:05	29.24	111.3	7.13	3.2	SR9	28/9/2014 16:05	29.87	182.6	11.57	3.0	SR9	28/9/2014 22:05	29.84	152.5	9.68	1.9
SR9	28/9/2014 4:10	29.36	124.5	7.95	2.0	SR9	28/9/2014 10:10	29.26	112.9	7.23	3.1	SR9	28/9/2014 16:10	29.94	183.2	11.60	3.0	SR9	28/9/2014 22:10	29.87	155.1	9.84	1.5
SR9	28/9/2014 4:15	29.35	123.8	7.91	1.9	SR9	28/9/2014 10:15	29.27	110.2	7.06	3.9	SR9	28/9/2014 16:15	29.93	182.4	11.55	3.0	SR9	28/9/2014 22:15	29.87	155.8	9.98	1.7
SR9	28/9/2014 4:20	29.34	122.9	7.85	1.8	SR9	28/9/2014 10:20	29.24	111.4	7.14	4.1	SR9	28/9/2014 16:20	30.04	184.4	11.66	3.0	SR9	28/9/2014 22:20	29.91	157.8	10.18	1.2
SR9	28/9/2014 4:25	29.31	120.8	7.73	3.1	SR9	28/9/2014 10:25	29.28	112.1	7.18	3.3	SR9	28/9/2014 16:25	30.00	184.2	11.66	2.5	SR9	28/9/2014 22:25	29.87	155.0	10.02	1.7
SR9	28/9/2014 4:30	29.31	122.2	7.83	2.0	SR9	28/9/2014 10:30	29.23	113.3	7.26	3.5	SR9	28/9/2014 16:30	30.02	184.3	11.65	2.6	SR9	28/9/2014 22:30	29.87	152.9	9.88	1.3
SR9	28/9/2014 4:35	29.32	122.6	7.90	2.1	SR9	28/9/2014 10:35	29.26	114.2	7.32	3.2	SR9	28/9/2014 16:35	30.00	183.5	11.61	2.6	SR9	28/9/2014 22:35	29.81	152.3	9.84	2.0
SR9	28/9/2014 4:40	29.30	122.8	7.85	1.9	SR9	28/9/2014 10:40	29.27	114.8	7.35	3.4	SR9	28/9/2014 16:40	29.99	183.2	11.59	2.5	SR9	28/9/2014 22:40	29.87	153.2	9.73	1.6
SR9	28/9/2014 4:45	29.29	119.3	7.63	1.7	SR9	28/9/2014 10:45	29.28	116.1	7.44	3.3	SR9	28/9/2014 16:45	29.96	182.2	11.54	2.7	SR9	28/9/2014 22:45	29.88	154.8	9.89	1.5
SR9	28/9/2014 4:50	29.32	122.0	7.80	2.0	SR9	28/9/2014 10:50	29.25	115.2	7.38	3.5	SR9	28/9/2014 16:50	30.00	185.9	11.76	2.6	SR9	28/9/2014 22:50	29.93	158.1	10.09	1.3
SR9	28/9/2014 4:55	29.32	121.6	7.77	2.2	SR9	28/9/2014 10:55	29.32	117.1	7.49	3.4	SR9	28/9/2014 16:55	30.05	185.5	11.73	2.7	SR9	28/9/2014 22:55	29.94	158.7	10.11	1.4
SR9	28/9/2014 5:00	29.30	121.7	7.78	1.8	SR9	28/9/2014 11:00	29.37	118.5	7.58	3.1	SR9	28/9/2014 17:00	30.02	186.0	11.76	2.5	SR9	28/9/2014 23:00	29.95	159.0	10.14	1.7
SR9	28/9/2014 5:05	29.30	121.6	7.77	2.1	SR9	28/9/2014 11:05	29.22	115.7	7.42	3.9	SR9	28/9/2014 17:05	30.01	186.1	11.78	3.0	SR9	28/9/2014 23:05	29.94	158.0	10.08	1.6
SR9	28/9/2014 5:10	29.30	119.8	7.66	2.6	SR9	28/9/2014 11:10	29.23	115.1	7.38	4.3	SR9	28/9/2014 17:10	30.07	188.0	11.88	2.7	SR9	28/9/2014 23:10	29.92	157.3	10.04	1.4
SR9	28/9/2014 5:15	29.30	119.6	7.65	3.6	SR9	28/9/2014 11:15	29.31	116.2	7.44	3.9	SR9	28/9/2014 17:15	30.12	188.1	11.88	2.9	SR9	28/9/2014 23:15	29.91	156.5	9.98	1.3
SR9	28/9/2014 5:20	29.30	117.6	7.52	1.7	SR9	28/9/2014 11:20	29.42	117.1	7.48	**6.7**	SR9	28/9/2014 17:20	30.14	188.1	11.88	2.9	SR9	28/9/2014 23:20	29.91	155.4	9.99	1.4
SR9	28/9/2014 5:25	29.30	118.0	7.54	2.4	SR9	28/9/2014 11:25	29.25	117.3	7.52	4.4	SR9	28/9/2014 17:25	30.06	185.8	11.74	2.9	SR9	28/9/2014 23:25	29.91	154.6	9.87	1.7
SR9	28/9/2014 5:30	29.30	117.9	7.54	1.8	SR9	28/9/2014 11:30	29.27	116.7	7.47	**5.0**	SR9	28/9/2014 17:30	30.09	185.8	11.74	2.6	SR9	28/9/2014 23:30	29.92	154.4	9.91	1.6
SR9	28/9/2014 5:35	29.29	119.3	7.63	2.1	SR9	28/9/2014 11:35	29.32	117.3	7.50	4.3	SR9	28/9/2014 17:35	30.02	184.1	11.64	2.5	SR9	28/9/2014 23:35	29.88	153.6	9.86	1.3
SR9	28/9/2014 5:40	29.29	120.2	7.69	2.1	SR9	28/9/2014 11:40	29.41	116.0	7.41	4.2	SR9	28/9/2014 17:40	29.96	181.5	11.49	2.6	SR9	28/9/2014 23:40	29.90	153.4	9.84	2.1
SR9	28/9/2014 5:45	29.29	120.8	7.73	1.8	SR9	28/9/2014 11:45	29.42	115.8	7.40	**5.1**	SR9	28/9/2014 17:45	30.02	183.3	11.59	2.6	SR9	28/9/2014 23:45	29.90	153.1	9.83	2.6
SR9	28/9/2014 5:50	29.28	120.3	7.69	2.0	SR9	28/9/2014 11:50	29.50	119.4	7.61	3.4	SR9	28/9/2014 17:50	29.95	180.4	11.42	2.8	SR9	28/9/2014 23:50	29.88	152.8	9.80	1.8
SR9	28/9/2014 5:55	29.27	119.7	7.66	2.1	SR9	28/9/2014 11:55	29.40	114.3	7.30	4.0	SR9	28/9/2014 17:55	30.07	181.8	11.49	2.9	SR9	28/9/2014 23:55	29.84	151.7	9.74	2.4

Station	Timestamp	Temp (° C)	DO (%)	DO (mg/L)	Tur (NTU)	Station	Timestamp	Temp (° C)	DO (%)	DO (mg/L)	Tur (NTU)	Station	Timestamp	Temp (° C)	DO (%)	DO (mg/L)	Tur (NTU)	Station	Timestamp	Temp (°C)	DO (%)	DO (mg/L)	Tur (NTU)
SR10	28/9/2014 0:00	29.05	71.0	**4.77**	4.2	SR10	28/9/2014 6:00	28.94	75.6	**5.15**	3.7	SR10	28/9/2014 12:00	29.08	63.4	**4.29**	4.6	SR10	28/9/2014 18:00	29.46	87.6	**5.91**	2.3
SR10	28/9/2014 0:05	29.09	69.4	**4.66**	4.4	SR10	28/9/2014 6:05	28.93	76.0	**5.18**	3.5	SR10	28/9/2014 12:05	29.07	65.1	**4.40**	4.2	SR10	28/9/2014 18:05	29.46	87.5	**5.90**	2.3
SR10	28/9/2014 0:10	29.02	73.8	**4.96**	**5.3**	SR10	28/9/2014 6:10	28.92	75.4	**5.13**	3.2	SR10	28/9/2014 12:10	28.93	71.1	**4.82**	**5.5**	SR10	28/9/2014 18:10	29.46	87.4	**5.90**	3.7
SR10	28/9/2014 0:15	29.03	70.6	**4.75**	4.5	SR10	28/9/2014 6:15	28.89	75.9	**5.17**	3.1	SR10	28/9/2014 12:15	28.92	73.1	**4.94**	**4.8**	SR10	28/9/2014 18:15	29.47	86.7	**5.85**	2.5
SR10	28/9/2014 0:20	29.02	66.8	**4.49**	4.6	SR10	28/9/2014 6:20	28.91	75.8	**5.16**	3.5	SR10	28/9/2014 12:20	28.94	74.1	**5.03**	**5.2**	SR10	28/9/2014 18:20	29.47	87.0	**5.86**	2.3
SR10	28/9/2014 0:25	29.04	63.7	**4.28**	**6.3**	SR10	28/9/2014 6:25	28.91	75.9	**5.17**	3.1	SR10	28/9/2014 12:25	28.95	74.3	**5.03**	**5.0**	SR10	28/9/2014 18:25	29.47	87.2	**5.88**	2.4
SR10	28/9/2014 0:30	29.05	61.0	**4.10**	4.1	SR10	28/9/2014 6:30	28.91	75.4	**5.14**	3.3	SR10	28/9/2014 12:30	28.96	74.6	**5.05**	4.7	SR10	28/9/2014 18:30	29.46	86.1	**5.81**	2.6
SR10	28/9/2014 0:35	29.03	65.1	**4.37**	4.1	SR10	28/9/2014 6:35	28.91	75.9	**5.16**	3.3	SR10	28/9/2014 12:35	28.97	74.2	**5.02**	**4.8**	SR10	28/9/2014 18:35	29.47	84.0	**5.66**	2.6
SR10	28/9/2014 0:40	29.03	62.8	**4.23**	**5.1**	SR10	28/9/2014 6:40	28.91	75.7	**5.16**	3.1	SR10	28/9/2014 12:40	28.97	74.5	**5.05**	**5.2**	SR10	28/9/2014 18:40	29.49	81.7	**5.50**	2.4
SR10	28/9/2014 0:45	29.02	74.0	**4.97**	**12.1**	SR10	28/9/2014 6:45	28.90	75.7	**5.16**	3.2	SR10	28/9/2014 12:45	28.96	74.0	**5.02**	**4.9**	SR10	28/9/2014 18:45	29.47	85.2	**5.73**	2.4
SR10	28/9/2014 0:50	29.01	72.9	**4.90**	**5.9**	SR10	28/9/2014 6:50	28.90	75.4	**5.13**	3.5	SR10	28/9/2014 12:50	28.97	74.6	**5.05**	**5.1**	SR10	28/9/2014 18:50	29.49	81.8	**5.50**	2.3
SR10	28/9/2014 0:55	29.01	72.7	**4.89**	**7.4**	SR10	28/9/2014 6:55	28.90	75.0	**5.11**	3.1	SR10	28/9/2014 12:55	28.97	74.6	**5.05**	4.7	SR10	28/9/2014 18:55	29.55	74.9	**5.02**	2.1
SR10	28/9/2014 1:00	29.01	70.4	**4.74**	**5.2**	SR10	28/9/2014 7:00	28.88	75.3	**5.13**	3.2	SR10	28/9/2014 13:00	28.99	72.8	**4.93**	4.4	SR10	28/9/2014 19:00	29.61	77.6	**5.20**	2.4
SR10	28/9/2014 1:05	29.01	66.4	**4.47**	4.1	SR10	28/9/2014 7:05	28.90	74.8	**5.08**	3.2	SR10	28/9/2014 13:05	28.98	71.6	**4.85**	4.7	SR10	28/9/2014 19:05	29.61	76.1	**5.11**	2.5
SR10	28/9/2014 1:10	29.00	67.3	**4.53**	4.1	SR10	28/9/2014 7:10	28.89	74.8	**5.10**	3.0	SR10	28/9/2014 13:10	28.97	72.6	**4.91**	**5.0**	SR10	28/9/2014 19:10	29.64	73.7	**4.94**	2.5
SR10	28/9/2014 1:15	29.00	64.0	**4.30**	**6.1**	SR10	28/9/2014 7:15	28.87	74.1	**5.06**	3.3	SR10	28/9/2014 13:15	29.05	71.5	**4.84**	4.4	SR10	28/9/2014 19:15	29.64	77.4	**5.19**	2.5
SR10	28/9/2014 1:20	28.99	65.4	**4.40**	4.2	SR10	28/9/2014 7:20	28.88	74.8	**5.11**	3.1	SR10	28/9/2014 13:20	28.98	73.8	**4.99**	**4.8**	SR10	28/9/2014 19:20	29.65	75.9	**5.09**	2.0
SR10	28/9/2014 1:25	28.98	61.2	**4.12**	4.0	SR10	28/9/2014 7:25	28.88	75.1	**5.12**	2.8	SR10	28/9/2014 13:25	29.04	76.3	**5.16**	4.4	SR10	28/9/2014 19:25	29.66	76.6	**5.13**	2.3
SR10	28/9/2014 1:30	28.99	62.5	**4.20**	4.4	SR10	28/9/2014 7:30	28.89	74.5	**5.09**	3.6	SR10	28/9/2014 13:30	29.23	79.8	**5.38**	3.5	SR10	28/9/2014 19:30	29.67	78.5	**5.26**	2.1
SR10	28/9/2014 1:35	29.00	53.2	**3.58**	4.7	SR10	28/9/2014 7:35	28.90	74.0	**5.05**	3.1	SR10	28/9/2014 13:35	29.33	79.9	**5.38**	3.4	SR10	28/9/2014 19:35	29.66	77.6	**5.20**	2.1
SR10	28/9/2014 1:40	29.03	77.4	**5.21**	2.6	SR10	28/9/2014 7:40	28.88	74.6	**5.08**	2.8	SR10	28/9/2014 13:40	29.50	80.4	**5.41**	3.0	SR10	28/9/2014 19:40	29.66	72.6	**4.86**	**5.9**
SR10	28/9/2014 1:45	29.00	78.4	**5.28**	3.9	SR10	28/9/2014 7:45	28.88	75.2	**5.13**	2.7	SR10	28/9/2014 13:45	29.37	80.3	**5.41**	3.0	SR10	28/9/2014 19:45	29.64	73.5	**4.93**	2.0
SR10	28/9/2014 1:50	29.00	79.2	**5.33**	**13.6**	SR10	28/9/2014 7:50	28.88	74.7	**5.09**	2.6	SR10	28/9/2014 13:50	29.28	80.3	**5.41**	2.9	SR10	28/9/2014 19:50	29.62	77.7	**5.22**	2.1
SR10	28/9/2014 1:55	29.01	79.1	**5.33**	**10.9**	SR10	28/9/2014 7:55	28.89	69.0	**4.70**	3.0	SR10	28/9/2014 13:55	29.31	80.3	**5.43**	2.9	SR10	28/9/2014 19:55	29.61	76.0	**5.10**	2.3
SR10	28/9/2014 2:00	29.02	79.2	**5.33**	**10.7**	SR10	28/9/2014 8:00	28.90	64.9	**4.42**	2.6	SR10	28/9/2014 14:00	29.32	81.6	**5.51**	2.6	SR10	28/9/2014 20:00	29.60	73.6	**4.95**	2.4
SR10	28/9/2014 2:05	29.01	78.8	**5.30**	3.6	SR10	28/9/2014 8:05	28.90	66.4	**4.53**	2.7	SR10	28/9/2014 14:05	29.38	82.6	**5.57**	2.3	SR10	28/9/2014 20:05	29.61	69.3	**4.65**	2.0
SR10	28/9/2014 2:10	28.96	78.3	**5.27**	**6.0**	SR10	28/9/2014 8:10	28.91	65.0	**4.43**	2.4	SR10	28/9/2014 14:10	29.26	82.1	**5.56**	2.6	SR10	28/9/2014 20:10	29.58	70.7	**4.75**	2.0
SR10	28/9/2014 2:15	28.92	79.8	**5.38**	4.7	SR10	28/9/2014 8:15	28.91	64.0	**4.36**	2.4	SR10	28/9/2014 14:15	29.35	82.2	**5.56**	2.2	SR10	28/9/2014 20:15	29.56	70.3	**4.72**	2.3
SR10	28/9/2014 2:20	28.97	79.8	**5.38**	**6.7**	SR10	28/9/2014 8:20	28.91	64.4	**4.38**	2.4	SR10	28/9/2014 14:20	29.34	82.6	**5.56**	2.2	SR10	28/9/2014 20:20	29.53	71.6	**4.82**	2.2
SR10	28/9/2014 2:25	29.08	78.6	**5.28**	**17.0**	SR10	28/9/2014 8:25	28.91	63.5	**4.33**	2.2	SR10	28/9/2014 14:25	29.30	82.8	**5.57**	2.2	SR10	28/9/2014 20:25	29.47	74.7	**5.03**	2.1
SR10	28/9/2014 2:30	28.97	79.3	**5.35**	**5.0**	SR10	28/9/2014 8:30	28.91	64.0	**4.36**	2.7	SR10	28/9/2014 14:30	29.24	82.8	**5.58**	2.2	SR10	28/9/2014 20:30	29.43	76.0	**5.13**	2.4
SR10	28/9/2014 2:35	28.99	78.5	**5.29**	**11.5**	SR10	28/9/2014 8:35	28.91	65.0	**4.42**	2.3	SR10	28/9/2014 14:35	29.30	82.9	**5.58**	2.3	SR10	28/9/2014 20:35	29.41	74.2	**5.01**	2.5
SR10	28/9/2014 2:40	29.06	78.7	**5.30**	**9.0**	SR10	28/9/2014 8:40	28.91	64.9	**4.41**	2.4	SR10	28/9/2014 14:40	29.30	83.3	**5.61**	2.2	SR10	28/9/2014 20:40	29.40	74.4	**5.02**	2.5
SR10	28/9/2014 2:45	29.08	77.8	**5.24**	**5.1**	SR10	28/9/2014 8:45	28.91	63.7	**4.33**	4.4	SR10	28/9/2014 14:45	29.41	83.2	**5.61**	2.4	SR10	28/9/2014 20:45	29.40	74.3	**5.02**	2.5
SR10	28/9/2014 2:50	29.07	78.0	**5.26**	**6.8**	SR10	28/9/2014 8:50	28.90	63.3	**4.31**	2.5	SR10	28/9/2014 14:50	29.33	82.1	**5.53**	2.4	SR10	28/9/2014 20:50	29.42	77.2	**5.20**	2.3
SR10	28/9/2014 2:55	28.97	79.6	**5.37**	4.0	SR10	28/9/2014 8:55	28.91	62.5	**4.25**	2.9	SR10	28/9/2014 14:55	29.38	81.5	**5.48**	2.4	SR10	28/9/2014 20:55	29.42	76.7	**5.16**	2.6
SR10	28/9/2014 3:00	29.12	81.4	**5.48**	**12.6**	SR10	28/9/2014 9:00	28.92	64.7	**4.40**	2.4	SR10	28/9/2014 15:00	29.47	80.3	**5.40**	2.1	SR10	28/9/2014 21:00	29.41	78.1	**5.27**	2.7
SR10	28/9/2014 3:05	29.42	83.7	**5.60**	**13.0**	SR10	28/9/2014 9:05	28.92	63.7	**4.33**	2.5	SR10	28/9/2014 15:05	29.45	79.2	**5.33**	2.3	SR10	28/9/2014 21:05	29.44	77.6	**5.23**	2.0
SR10	28/9/2014 3:10	29.77	88.6	**5.90**	3.1	SR10	28/9/2014 9:10	28.93	63.9	**4.35**	2.5	SR10	28/9/2014 15:10	29.43	78.8	**5.30**	2.3	SR10	28/9/2014 21:10	29.46	75.8	**5.10**	2.9
SR10	28/9/2014 3:15	29.89	87.2	**5.80**	**5.3**	SR10	28/9/2014 9:15	28.93	65.8	**4.47**	2.6	SR10	28/9/2014 15:15	29.45	78.9	**5.31**	2.4	SR10	28/9/2014 21:15	29.46	75.7	**5.09**	3.1
SR10	28/9/2014 3:20	29.73	86.3	**5.75**	**16.9**	SR10	28/9/2014 9:20	28.94	65.6	**4.46**	3.5	SR10	28/9/2014 15:20	29.53	77.7	**5.22**	2.3	SR10	28/9/2014 21:20	29.46	81.0	**5.44**	3.1
SR10	28/9/2014 3:25	29.46	83.7	**5.59**	**6.7**	SR10	28/9/2014 9:25	28.94	65.3	**4.44**	3.6	SR10	28/9/2014 15:25	29.48	77.1	**5.18**	2.5	SR10	28/9/2014 21:25	29.45	82.2	**5.53**	2.9
SR10	28/9/2014 3:30	29.22	82.2	**5.52**	**6.8**	SR10	28/9/2014 9:30	28.95	66.3	**4.51**	2.9	SR10	28/9/2014 15:30	29.58	76.6	**5.15**	2.3	SR10	28/9/2014 21:30	29.44	82.0	**5.51**	3.1
SR10	28/9/2014 3:35	29.09	80.3	**5.41**	**14.0**	SR10	28/9/2014 9:35	28.95	66.5	**4.52**	3.0	SR10	28/9/2014 15:35	29.56	78.1	**5.24**	2.6	SR10	28/9/2014 21:35	29.45	76.0	**5.11**	2.9
SR10	28/9/2014 3:40	29.07	79.4	**5.35**	**6.9**	SR10	28/9/2014 9:40	28.95	66.7	**4.53**	4.0	SR10	28/9/2014 15:40	29.50	77.0	**5.18**	2.8	SR10	28/9/2014 21:40	29.45	75.5	**5.07**	2.4
SR10	28/9/2014 3:45	29.02	79.2	**5.34**	**5.7**	SR10	28/9/2014 9:45	28.97	66.9	**4.54**	3.4	SR10	28/9/2014 15:45	29.54	74.3	**4.99**	2.4	SR10	28/9/2014 21:45	29.45	81.2	**5.46**	3.3
SR10	28/9/2014 3:50	28.99	79.4	**5.37**	**5.4**	SR10	28/9/2014 9:50	28.98	66.7	**4.53**	3.5	SR10	28/9/2014 15:50	29.60	70.8	**4.75**	2.0	SR10	28/9/2014 21:50	29.45	82.9	**5.58**	2.8
SR10	28/9/2014 3:55	28.99	79.4	**5.36**	**5.4**	SR10	28/9/2014 9:55	28.98	66.5	**4.52**	4.0	SR10	28/9/2014 15:55	29.50	79.9	**5.37**	3.0	SR10	28/9/2014 21:55	29.45	79.9	**5.37**	2.9
SR10	28/9/2014 4:00	28.98	79.1	**5.34**	**7.9**	SR10	28/9/2014 10:00	28.97	66.5	**4.51**	4.4	SR10	28/9/2014 16:00	29.62	82.0	**5.51**	2.1	SR10	28/9/2014 22:00	29.44	77.3	**5.20**	2.9
SR10	28/9/2014 4:05	28.97	79.1	**5.35**	**6.8**	SR10	28/9/2014 10:05	29.00	65.7	**4.46**	3.5	SR10	28/9/2014 16:05	29.89	87.3	**5.84**	2.1	SR10	28/9/2014 22:05	29.42	74.5	**5.01**	2.3
SR10	28/9/2014 4:10	28.94	79.3	**5.37**	**4.8**	SR10	28/9/2014 10:10	29.00	64.1	**4.35**	4.2	SR10	28/9/2014 16:10	29.82	90.2	6.04	2.2	SR10	28/9/2014 22:10	29.39	71.4	**4.81**	3.1
SR10	28/9/2014 4:15	28.96	79.0	**5.35**	3.9	SR10	28/9/2014 10:15	29.00	64.0	**4.34**	4.0	SR10	28/9/2014 16:15	29.94	91.1	6.10	2.1	SR10	28/9/2014 22:15	29.41	67.6	**4.55**	2.7
SR10	28/9/2014 4:20	28.96	78.6	**5.33**	**12.4**	SR10	28/9/2014 10:20	29.04	62.4	**4.23**	3.5	SR10	28/9/2014 16:20	29.90	90.8	6.08	2.9	SR10	28/9/2014 22:20	29.41	67.9	**4.57**	3.1
SR10	28/9/2014 4:25	28.96	78.1	**5.30**	**7.4**	SR10	28/9/2014 10:25	28.99	64.5	**4.37**	4.1	SR10	28/9/2014 16:25	29.81	87.9	**5.90**	2.5	SR10	28/9/2014 22:25	29.40	65.8	**4.43**	2.1
SR10	28/9/2014 4:30	28.94	78.1	**5.30**	**6.6**	SR10	28/9/2014 10:30	29.03	63.4	**4.30**	3.8	SR10	28/9/2014 16:30	29.86	87.6	**5.88**	2.7	SR10	28/9/2014 22:30	29.37	67.1	**4.52**	2.9
SR10	28/9/2014 4:35	28.96	78.4	**5.32**	**5.1**	SR10	28/9/2014 10:35	29.05	63.6	**4.31**	3.6	SR10	28/9/2014 16:35	29.77	87.9	**5.91**	2.5	SR10	28/9/2014 22:35	29.36	66.6	**4.48**	3.1
SR10	28/9/2014 4:40	28.94	78.1	**5.30**	**5.0**	SR10	28/9/2014 10:40	29.05	64.3	**4.35**	3.7	SR10	28/9/2014 16:40	29.87	87.5	**5.87**	2.4	SR10	28/9/2014 22:40	29.37	62.9	**4.24**	2.7
SR10	28/9/2014 4:45	28.94	77.6	**5.26**	**16.7**	SR10	28/9/2014 10:45	29.05	61.7	**4.17**	3.5	SR10	28/9/2014 16:45	29.89	87.7	**5.88**	2.7	SR10	28/9/2014 22:45	29.36	65.9	**4.44**	2.8
SR10	28/9/2014 4:50	28.94	77.5	**5.26**	**7.7**	SR10	28/9/2014 10:50	29.06	65.7	**4.45**	4.1	SR10	28/9/2014 16:50	29.87	87.9	**5.90**	2.5	SR10	28/9/2014 22:50	29.36	74.6	**5.02**	3.0
SR10	28/9/2014 4:55	28.94	77.8	**5.28**	**17.3**	SR10	28/9/2014 10:55	29.02	66.9	**4.52**	4.6	SR10	28/9/2014 16:55	29.86	88.6	**5.95**	2.3	SR10	28/9/2014 22:55	29.39	73.2	**4.92**	2.6
SR10	28/9/2014 5:00	28.95	77.9	**5.28**	**18.9**	SR10	28/9/2014 11:00	29.06	61.1	**4.13**	**5.3**	SR10	28/9/2014 17:00	29.82	88.9	5.97	2.1	SR10	28/9/2014 23:00	29.38	69.6	**4.69**	2.6
SR10	28/9/2014 5:05	28.95	77.3	**5.23**	**5.0**	SR10	28/9/2014 11:05	29.07	58.8	**3.98**	3.7	SR10	28/9/2014 17:05	29.77	90.5	6.08	2.4	SR10	28/9/2014 23:05	29.39	70.1	**4.71**	2.4
SR10	28/9/2014 5:10	28.95	77.4	**5.24**	**6.7**	SR10	28/9/2014 11:10	29.07	57.3	**3.88**	4.1	SR10	28/9/2014 17:10	29.61	89.9	6.03	2.1	SR10	28/9/2014 23:10	29.39	73.3	**4.93**	2.1
SR10	28/9/2014 5:15	28.93	77.6	**5.25**	**7.3**	SR10	28/9/2014 11:15	29.13	56.1	**3.80**	3.4	SR10	28/9/2014 17:15	29.60	89.8	6.03	1.9	SR10	28/9/2014 23:15	29.43	78.3	**5.27**	2.4
SR10	28/9/2014 5:20	28.94	76.9	**5.21**	**6.3**	SR10	28/9/2014 11:20	29.05	56.7	**3.85**	4.3	SR10	28/9/2014 17:20	29.53	88.6	**5.96**	2.2	SR10	28/9/2014 23:20	29.42	78.8	**5.30**	2.3
SR10	28/9/2014 5:25	28.95	76.5	**5.18**	**5.3**	SR10	28/9/2014 11:25	29.10	57.1	**3.86**	**5.7**	SR10	28/9/2014 17:25	29.50	88.0	**5.93**	2.2	SR10	28/9/2014 23:25	29.40	79.6	**5.36**	1.8
SR10	28/9/2014 5:30	28.93	77.0	**5.22**	4.7	SR10	28/9/2014 11:30	29.10	55.8	**3.78**	3.7	SR10	28/9/2014 17:30	29.48	88.1	**5.93**	2.6	SR10	28/9/2014 23:30	29.39	80.5	**5.42**	2.7
SR10	28/9/2014 5:35	28.93	77.1	**5.23**	**7.4**	SR10	28/9/2014 11:35	29.08	55.9	**3.79**	3.8	SR10	28/9/2014 17:35	29.48	88.7	5.98	2.1	SR10	28/9/2014 23:35	29.39	76.7	**5.17**	2.8
SR10	28/9/2014 5:40	28.94	76.6	**5.20**	**18.3**	SR10	28/9/2014 11:40	29.11	56.7	**3.84**	3.5	SR10	28/9/2014 17:40	29.47	89.9	6.06	2.0	SR10	28/9/2014 23:40	29.36	72.2	**4.86**	2.4
SR10	28/9/2014 5:45	28.93	76.4	**5.19**	**7.8**	SR10	28/9/2014 11:45	29.09	59.9	**4.05**	3.8	SR10	28/9/2014 17:45	29.51	89.8	6.05	1.8	SR10	28/9/2014 23:45	29.35	71.9	**4.84**	2.6
SR10	28/9/2014 5:50	28.93	75.5	**5.13**	**6.9**	SR10	28/9/2014 11:50	29.05	58.8	**3.98**	4.2	SR10	28/9/2014 17:50	29.48	89.1	6.01	2.5	SR10	28/9/2014 23:50	29.35	71.3	**4.80**	2.7
SR10	28/9/2014 5:55	28.93	75.6	**5.14**	3.8	SR10	28/9/2014 11:55	28.96	62.7	**4.25**	**4.9**	SR10	28/9/2014 17:55	29.45	87.9	**5.93**	3.3	SR10	28/9/2014 23:55	29.32	70.6	**4.76**	2.9

Station	Timestamp	Temp (° C)	DO (%)	DO (mg/L)	Tur (NTU)	Station	Timestamp	Temp (° C)	DO (%)	DO (mg/L)	Tur (NTU)	Station	Timestamp	Temp (° C)	DO (%)	DO (mg/L)	Tur (NTU)	Station	Timestamp	Temp (°C)	DO (%)	DO (mg/L)	Tur (NTU)
SR11	28/9/2014 0:00	29.23	64.0	**4.09**	1.1	SR11	28/9/2014 6:00	29.03	60.2	**3.87**	0.1	SR11	28/9/2014 12:00	29.12	63.2	**4.07**	2.1	SR11	28/9/2014 18:00	29.41	64.9	**4.15**	1.9
SR11	28/9/2014 0:05	29.22	65.4	**4.18**	1.3	SR11	28/9/2014 6:05	29.07	75.4	**4.85**	0.9	SR11	28/9/2014 12:05	29.17	65.5	**4.21**	1.0	SR11	28/9/2014 18:05	29.37	65.0	**4.16**	2.1
SR11	28/9/2014 0:10	29.20	67.2	**4.29**	1.2	SR11	28/9/2014 6:10	29.09	76.7	**4.92**	**4.8**	SR11	28/9/2014 12:10	29.17	64.8	**4.17**	1.3	SR11	28/9/2014 18:10	29.39	65.7	**4.20**	2.3
SR11	28/9/2014 0:15	29.18	63.4	**4.05**	1.3	SR11	28/9/2014 6:15	29.11	79.4	**5.10**	**17.6**	SR11	28/9/2014 12:15	29.21	64.7	**4.16**	1.4	SR11	28/9/2014 18:15	29.39	75.5	**4.82**	1.5
SR11	28/9/2014 0:20	29.19	65.6	**4.19**	1.3	SR11	28/9/2014 6:20	29.11	79.8	**5.12**	4.2	SR11	28/9/2014 12:20	29.23	60.4	**3.88**	1.3	SR11	28/9/2014 18:20	29.41	81.0	**5.18**	1.5
SR11	28/9/2014 0:25	29.20	64.3	**4.11**	1.3	SR11	28/9/2014 6:25	29.09	79.0	**5.08**	2.1	SR11	28/9/2014 12:25	29.25	64.4	**4.14**	1.8	SR11	28/9/2014 18:25	29.39	81.4	**5.21**	2.0
SR11	28/9/2014 0:30	29.20	66.0	**4.22**	1.2	SR11	28/9/2014 6:30	29.07	78.7	**5.05**	1.9	SR11	28/9/2014 12:30	29.30	67.3	**4.32**	1.1	SR11	28/9/2014 18:30	29.38	86.1	**5.51**	1.0
SR11	28/9/2014 0:35	29.17	65.8	**4.21**	1.7	SR11	28/9/2014 6:35	29.06	78.8	**5.07**	2.6	SR11	28/9/2014 12:35	29.29	66.9	**4.30**	1.0	SR11	28/9/2014 18:35	29.38	84.9	**5.44**	1.0
SR11	28/9/2014 0:40	29.21	65.0	**4.16**	0.7	SR11	28/9/2014 6:40	29.06	77.7	**5.00**	2.6	SR11	28/9/2014 12:40	29.30	67.6	**4.35**	1.2	SR11	28/9/2014 18:40	29.37	80.0	**5.12**	1.6
SR11	28/9/2014 0:45	29.21	63.9	**4.09**	0.7	SR11	28/9/2014 6:45	29.03	77.5	**4.99**	2.0	SR11	28/9/2014 12:45	29.39	65.8	**4.22**	0.9	SR11	28/9/2014 18:45	29.36	82.7	**5.29**	3.2
SR11	28/9/2014 0:50	29.20	64.6	**4.13**	1.0	SR11	28/9/2014 6:50	29.02	77.4	**4.98**	2.1	SR11	28/9/2014 12:50	29.38	65.8	**4.22**	1.0	SR11	28/9/2014 18:50	29.34	82.9	**5.29**	1.7
SR11	28/9/2014 0:55	29.19	64.7	**4.14**	0.8	SR11	28/9/2014 6:55	28.97	77.7	**5.00**	2.0	SR11	28/9/2014 12:55	29.39	67.9	**4.36**	1.2	SR11	28/9/2014 18:55	29.34	83.7	**5.35**	2.8
SR11	28/9/2014 1:00	29.17	65.3	**4.18**	1.3	SR11	28/9/2014 7:00	29.00	77.5	**4.99**	2.1	SR11	28/9/2014 13:00	29.35	69.2	**4.44**	0.8	SR11	28/9/2014 19:00	29.34	81.4	**5.20**	1.6
SR11	28/9/2014 1:05	29.19	63.9	**4.09**	0.8	SR11	28/9/2014 7:05	29.00	77.0	**4.96**	2.5	SR11	28/9/2014 13:05	29.35	71.5	**4.59**	1.2	SR11	28/9/2014 19:05	29.42	78.6	**5.02**	2.2
SR11	28/9/2014 1:10	29.14	64.0	**4.10**	1.1	SR11	28/9/2014 7:10	29.01	76.6	**4.92**	2.2	SR11	28/9/2014 13:10	29.39	72.2	**4.63**	0.7	SR11	28/9/2014 19:10	29.41	84.3	**5.39**	1.8
SR11	28/9/2014 1:15	29.17	63.4	**4.06**	1.0	SR11	28/9/2014 7:15	28.96	77.3	**4.98**	2.2	SR11	28/9/2014 13:15	29.38	72.6	**4.66**	1.0	SR11	28/9/2014 19:15	29.41	85.4	**5.46**	2.0
SR11	28/9/2014 1:20	29.17	62.2	**3.98**	0.9	SR11	28/9/2014 7:20	28.96	77.8	**5.02**	2.1	SR11	28/9/2014 13:20	29.50	70.7	**4.53**	0.9	SR11	28/9/2014 19:20	29.46	87.9	**5.61**	1.2
SR11	28/9/2014 1:25	29.18	62.2	**3.98**	1.4	SR11	28/9/2014 7:25	28.97	77.5	**5.00**	2.4	SR11	28/9/2014 13:25	29.37	75.1	**4.82**	0.8	SR11	28/9/2014 19:25	29.49	89.1	**5.68**	1.5
SR11	28/9/2014 1:30	29.17	64.2	**4.11**	0.8	SR11	28/9/2014 7:30	28.98	77.1	**4.97**	2.6	SR11	28/9/2014 13:30	29.33	74.5	**4.78**	1.0	SR11	28/9/2014 19:30	29.47	88.7	**5.66**	1.5
SR11	28/9/2014 1:35	29.12	68.3	**4.38**	0.9	SR11	28/9/2014 7:35	28.97	77.0	**4.97**	2.1	SR11	28/9/2014 13:35	29.36	75.3	**4.83**	1.0	SR11	28/9/2014 19:35	29.44	87.5	**5.59**	1.0
SR11	28/9/2014 1:40	29.10	69.9	**4.48**	1.7	SR11	28/9/2014 7:40	28.95	77.0	**4.97**	2.4	SR11	28/9/2014 13:40	29.29	76.2	**4.89**	1.3	SR11	28/9/2014 19:40	29.44	87.5	**5.60**	1.7
SR11	28/9/2014 1:45	29.09	70.8	**4.54**	1.3	SR11	28/9/2014 7:45	28.97	76.6	**4.94**	2.5	SR11	28/9/2014 13:45	29.37	74.8	**4.79**	1.1	SR11	28/9/2014 19:45	29.46	86.9	**5.56**	1.1
SR11	28/9/2014 1:50	29.10	70.5	**4.51**	1.2	SR11	28/9/2014 7:50	28.96	76.5	**4.93**	2.6	SR11	28/9/2014 13:50	29.40	73.4	**4.70**	1.0	SR11	28/9/2014 19:50	29.47	86.1	**5.50**	1.0
SR11	28/9/2014 1:55	29.08	70.9	**4.54**	1.2	SR11	28/9/2014 7:55	28.94	76.5	**4.94**	2.1	SR11	28/9/2014 13:55	29.41	74.9	**4.80**	0.7	SR11	28/9/2014 19:55	29.46	86.5	**5.53**	1.6
SR11	28/9/2014 2:00	29.10	68.5	**4.39**	2.6	SR11	28/9/2014 8:00	28.96	76.7	**4.95**	2.6	SR11	28/9/2014 14:00	29.47	74.3	**4.76**	0.7	SR11	28/9/2014 20:00	29.40	86.1	**5.51**	1.5
SR11	28/9/2014 2:05	29.10	65.8	**4.22**	1.4	SR11	28/9/2014 8:05	28.97	76.5	**4.94**	2.6	SR11	28/9/2014 14:05	29.40	73.2	**4.69**	1.8	SR11	28/9/2014 20:05	29.45	86.5	**5.54**	1.3
SR11	28/9/2014 2:10	29.09	66.6	**4.27**	1.3	SR11	28/9/2014 8:10	28.97	76.5	**4.93**	2.4	SR11	28/9/2014 14:10	29.44	72.5	**4.64**	0.7	SR11	28/9/2014 20:10	29.38	86.7	**5.55**	2.3
SR11	28/9/2014 2:15	29.08	68.1	**4.36**	0.9	SR11	28/9/2014 8:15	28.97	76.6	**4.94**	2.8	SR11	28/9/2014 14:15	29.47	74.5	**4.77**	0.7	SR11	28/9/2014 20:15	29.40	86.6	**5.54**	1.0
SR11	28/9/2014 2:20	29.11	61.7	**3.95**	0.6	SR11	28/9/2014 8:20	28.97	76.6	**4.94**	2.4	SR11	28/9/2014 14:20	29.56	73.3	**4.69**	0.5	SR11	28/9/2014 20:20	29.42	86.4	**5.53**	1.6
SR11	28/9/2014 2:25	29.10	62.7	**4.01**	1.0	SR11	28/9/2014 8:25	28.97	76.7	**4.94**	2.3	SR11	28/9/2014 14:25	29.49	73.9	**4.73**	0.7	SR11	28/9/2014 20:25	29.42	86.7	**5.55**	1.6
SR11	28/9/2014 2:30	29.08	71.3	**4.56**	3.5	SR11	28/9/2014 8:30	28.99	76.4	**4.92**	2.4	SR11	28/9/2014 14:30	29.56	74.2	**4.75**	0.5	SR11	28/9/2014 20:30	29.36	86.3	**5.53**	1.2
SR11	28/9/2014 2:35	29.10	59.2	**3.79**	0.6	SR11	28/9/2014 8:35	28.99	76.4	**4.93**	2.6	SR11	28/9/2014 14:35	29.39	75.0	**4.79**	1.3	SR11	28/9/2014 20:35	29.47	85.4	**5.45**	1.1
SR11	28/9/2014 2:40	29.09	57.3	**3.67**	0.9	SR11	28/9/2014 8:40	29.00	76.2	**4.91**	2.1	SR11	28/9/2014 14:40	29.60	72.9	**4.66**	1.0	SR11	28/9/2014 20:40	29.48	86.9	**5.55**	0.9
SR11	28/9/2014 2:45	29.10	59.9	**3.84**	1.0	SR11	28/9/2014 8:45	29.03	76.2	**4.92**	2.1	SR11	28/9/2014 14:45	29.58	71.8	**4.58**	1.3	SR11	28/9/2014 20:45	29.47	86.9	**5.54**	0.7
SR11	28/9/2014 2:50	29.09	59.3	**3.80**	0.8	SR11	28/9/2014 8:50	29.01	75.8	**4.90**	2.1	SR11	28/9/2014 14:50	29.50	70.4	**4.50**	0.9	SR11	28/9/2014 20:50	29.44	86.9	**5.55**	1.2
SR11	28/9/2014 2:55	29.10	59.7	**3.83**	1.4	SR11	28/9/2014 8:55	29.01	76.9	**4.96**	2.4	SR11	28/9/2014 14:55	29.51	71.0	**4.54**	1.0	SR11	28/9/2014 20:55	29.45	87.3	**5.57**	0.7
SR11	28/9/2014 3:00	29.11	58.8	**3.77**	0.3	SR11	28/9/2014 9:00	29.03	76.4	**4.93**	2.2	SR11	28/9/2014 15:00	29.54	70.3	**4.49**	0.9	SR11	28/9/2014 21:00	29.43	84.8	**5.42**	0.7
SR11	28/9/2014 3:05	29.11	60.0	**3.85**	0.4	SR11	28/9/2014 9:05	29.05	76.3	**4.92**	1.9	SR11	28/9/2014 15:05	29.67	73.4	**4.68**	0.6	SR11	28/9/2014 21:05	29.36	86.9	**5.56**	3.0
SR11	28/9/2014 3:10	29.11	61.3	**3.93**	0.6	SR11	28/9/2014 9:10	29.08	77.0	**4.97**	2.0	SR11	28/9/2014 15:10	29.57	70.3	**4.49**	1.1	SR11	28/9/2014 21:10	29.41	85.1	**5.44**	0.8
SR11	28/9/2014 3:15	29.08	61.3	**3.93**	1.6	SR11	28/9/2014 9:15	29.06	76.9	**4.96**	2.0	SR11	28/9/2014 15:15	29.71	76.4	**4.87**	0.5	SR11	28/9/2014 21:15	29.39	79.3	**5.07**	2.6
SR11	28/9/2014 3:20	29.08	60.5	**3.88**	0.6	SR11	28/9/2014 9:20	29.12	77.2	**4.98**	2.4	SR11	28/9/2014 15:20	29.31	69.1	**4.43**	**5.0**	SR11	28/9/2014 21:20	29.37	78.9	**5.05**	1.3
SR11	28/9/2014 3:25	29.08	64.0	**4.10**	1.0	SR11	28/9/2014 9:25	29.08	77.6	**5.01**	2.0	SR11	28/9/2014 15:25	29.61	71.2	**4.55**	0.6	SR11	28/9/2014 21:25	29.37	78.3	**5.00**	1.4
SR11	28/9/2014 3:30	29.08	65.9	**4.22**	0.7	SR11	28/9/2014 9:30	29.18	77.9	**5.02**	1.7	SR11	28/9/2014 15:30	29.38	68.7	**4.39**	1.2	SR11	28/9/2014 21:30	29.37	75.9	**4.85**	0.7
SR11	28/9/2014 3:35	29.08	60.2	**3.85**	1.7	SR11	28/9/2014 9:35	29.15	77.5	**5.00**	1.8	SR11	28/9/2014 15:35	29.53	67.9	**4.34**	0.8	SR11	28/9/2014 21:35	29.37	74.4	**4.76**	1.4
SR11	28/9/2014 3:40	29.07	62.3	**3.99**	0.4	SR11	28/9/2014 9:40	29.13	77.9	**5.03**	1.9	SR11	28/9/2014 15:40	29.58	70.2	**4.48**	0.7	SR11	28/9/2014 21:40	29.38	80.0	**5.12**	1.7
SR11	28/9/2014 3:45	29.07	60.5	**3.88**	0.5	SR11	28/9/2014 9:45	29.11	77.5	**5.01**	2.1	SR11	28/9/2014 15:45	29.48	65.8	**4.20**	1.0	SR11	28/9/2014 21:45	29.36	76.6	**4.90**	0.7
SR11	28/9/2014 3:50	29.07	62.0	**3.97**	0.4	SR11	28/9/2014 9:50	29.08	77.2	**4.98**	2.3	SR11	28/9/2014 15:50	29.52	71.4	**4.56**	1.0	SR11	28/9/2014 21:50	29.35	74.3	**4.75**	0.8
SR11	28/9/2014 3:55	29.07	66.6	**4.26**	1.3	SR11	28/9/2014 9:55	29.26	77.5	**5.00**	1.5	SR11	28/9/2014 15:55	29.34	71.4	**4.57**	1.2	SR11	28/9/2014 21:55	29.33	77.1	**4.93**	0.8
SR11	28/9/2014 4:00	29.06	66.0	**4.23**	0.7	SR11	28/9/2014 10:00	29.23	77.5	**5.00**	1.9	SR11	28/9/2014 16:00	29.45	68.1	**4.35**	1.2	SR11	28/9/2014 22:00	29.34	82.9	**5.31**	0.6
SR11	28/9/2014 4:05	29.06	65.9	**4.22**	0.6	SR11	28/9/2014 10:05	29.18	77.7	**5.02**	1.9	SR11	28/9/2014 16:05	29.48	72.8	**4.65**	2.4	SR11	28/9/2014 22:05	29.34	72.9	**4.66**	0.4
SR11	28/9/2014 4:10	29.05	64.4	**4.12**	0.5	SR11	28/9/2014 10:10	29.16	77.9	**5.02**	2.0	SR11	28/9/2014 16:10	29.36	69.7	**4.46**	1.3	SR11	28/9/2014 22:10	29.34	71.7	**4.59**	0.8
SR11	28/9/2014 4:15	29.05	61.6	**3.95**	0.4	SR11	28/9/2014 10:15	29.13	77.8	**5.01**	1.9	SR11	28/9/2014 16:15	29.41	67.0	**4.29**	1.4	SR11	28/9/2014 22:15	29.32	79.3	**5.08**	0.4
SR11	28/9/2014 4:20	29.03	53.2	**3.41**	1.0	SR11	28/9/2014 10:20	29.19	77.6	**5.00**	2.8	SR11	28/9/2014 16:20	29.54	75.1	**4.80**	1.7	SR11	28/9/2014 22:20	29.28	86.5	**5.55**	0.5
SR11	28/9/2014 4:25	29.03	55.6	**3.56**	0.6	SR11	28/9/2014 10:25	29.20	77.6	**5.00**	2.6	SR11	28/9/2014 16:25	29.35	72.3	**4.62**	1.4	SR11	28/9/2014 22:25	29.30	84.9	**5.45**	0.4
SR11	28/9/2014 4:30	29.02	53.6	**3.43**	1.3	SR11	28/9/2014 10:30	29.11	78.4	**5.06**	1.7	SR11	28/9/2014 16:30	29.39	72.7	**4.64**	1.9	SR11	28/9/2014 22:30	29.29	82.3	**5.27**	0.1
SR11	28/9/2014 4:35	29.02	57.2	**3.66**	1.7	SR11	28/9/2014 10:35	29.15	78.0	**5.03**	2.2	SR11	28/9/2014 16:35	29.51	68.4	**4.37**	1.3	SR11	28/9/2014 22:35	29.31	80.9	**5.20**	0.3
SR11	28/9/2014 4:40	29.01	52.8	**3.39**	1.1	SR11	28/9/2014 10:40	29.22	78.0	**5.02**	2.0	SR11	28/9/2014 16:40	29.50	70.1	**4.47**	1.5	SR11	28/9/2014 22:40	29.32	67.9	**4.34**	0.4
SR11	28/9/2014 4:45	29.01	54.6	**3.50**	0.8	SR11	28/9/2014 10:45	29.22	78.2	**5.03**	1.8	SR11	28/9/2014 16:45	29.55	71.0	**4.52**	1.5	SR11	28/9/2014 22:45	29.31	70.0	**4.49**	0.4
SR11	28/9/2014 4:50	29.01	54.9	**3.52**	0.5	SR11	28/9/2014 10:50	29.17	78.0	**5.03**	2.0	SR11	28/9/2014 16:50	29.59	71.2	**4.54**	1.4	SR11	28/9/2014 22:50	29.32	67.3	**4.31**	0.3
SR11	28/9/2014 4:55	29.00	55.7	**3.57**	0.6	SR11	28/9/2014 10:55	29.11	78.6	**5.07**	1.9	SR11	28/9/2014 16:55	29.45	69.8	**4.46**	2.4	SR11	28/9/2014 22:55	29.32	64.4	**4.12**	0.5
SR11	28/9/2014 5:00	29.00	60.2	**3.86**	1.3	SR11	28/9/2014 11:00	29.14	77.8	**5.02**	1.8	SR11	28/9/2014 17:00	29.50	67.4	**4.31**	2.3	SR11	28/9/2014 23:00	29.33	66.3	**4.24**	0.4
SR11	28/9/2014 5:05	29.03	64.4	**4.12**	0.6	SR11	28/9/2014 11:05	29.16	78.3	**5.04**	1.6	SR11	28/9/2014 17:05	29.50	66.1	**4.22**	1.9	SR11	28/9/2014 23:05	29.29	71.5	**4.59**	0.9
SR11	28/9/2014 5:10	29.02	60.7	**3.89**	0.6	SR11	28/9/2014 11:10	29.16	77.8	**5.01**	2.2	SR11	28/9/2014 17:10	29.55	68.6	**4.38**	1.5	SR11	28/9/2014 23:10	29.29	71.9	**4.61**	0.2
SR11	28/9/2014 5:15	29.03	59.3	**3.80**	0.5	SR11	28/9/2014 11:15	29.14	76.2	**4.91**	2.3	SR11	28/9/2014 17:15	29.56	69.3	**4.43**	1.7	SR11	28/9/2014 23:15	29.26	72.8	**4.67**	0.5
SR11	28/9/2014 5:20	29.00	58.8	**3.77**	3.6	SR11	28/9/2014 11:20	29.23	68.3	**4.39**	1.5	SR11	28/9/2014 17:20	29.38	69.4	**4.43**	4.2	SR11	28/9/2014 23:20	29.25	71.6	**4.58**	0.6
SR11	28/9/2014 5:25	29.04	67.1	**4.30**	0.4	SR11	28/9/2014 11:25	29.24	67.9	**4.37**	1.5	SR11	28/9/2014 17:25	29.34	60.1	**3.84**	2.5	SR11	28/9/2014 23:25	29.29	72.8	**4.66**	0.7
SR11	28/9/2014 5:30	28.99	54.1	**3.47**	0.5	SR11	28/9/2014 11:30	29.25	67.5	**4.34**	1.4	SR11	28/9/2014 17:30	29.34	61.5	**3.93**	2.6	SR11	28/9/2014 23:30	29.30	71.8	**4.60**	0.6
SR11	28/9/2014 5:35	29.01	57.9	**3.72**	0.6	SR11	28/9/2014 11:35	29.24	69.6	**4.48**	2.2	SR11	28/9/2014 17:35	29.26	63.6	**4.07**	**6.1**	SR11	28/9/2014 23:35	29.30	73.5	**4.71**	4.1
SR11	28/9/2014 5:40	28.97	52.2	**3.36**	0.9	SR11	28/9/2014 11:40	29.18	71.7	**4.62**	2.5	SR11	28/9/2014 17:40	29.34	65.9	**4.22**	2.2	SR11	28/9/2014 23:40	29.31	75.1	**4.81**	0.8
SR11	28/9/2014 5:45	28.96	55.3	**3.54**	1.9	SR11	28/9/2014 11:45	29.24	67.0	**4.31**	1.5	SR11	28/9/2014 17:45	29.36	62.7	**4.00**	2.2	SR11	28/9/2014 23:45	29.31	74.7	**4.79**	0.3
SR11	28/9/2014 5:50	28.97	54.4	**3.49**	2.0	SR11	28/9/2014 11:50	29.18	67.8	**4.36**	1.2	SR11	28/9/2014 17:50	29.44	66.4	**4.25**	1.8	SR11	28/9/2014 23:50	29.32	73.3	**4.70**	0.5
SR11	28/9/2014 5:55	28.98	54.8	**3.52**	0.3	SR11	28/9/2014 11:55	29.16	66.9	**4.31**	1.4	SR11	28/9/2014 17:55	29.42	64.1	**4.10**	2.6	SR11	28/9/2014 23:55	29.31	72.4	**4.64**	0.5

Station	Timestamp	Temp (° C)	DO (%)	DO (mg/L)	Tur (NTU)	Station	Timestamp	Temp (° C)	DO (%)	DO (mg/L)	Tur (NTU)	Station	Timestamp	Temp (° C)	DO (%)	DO (mg/L)	Tur (NTU)	Station	Timestamp	Temp (°C)	DO (%)	DO (mg/L)	Tur (NTU)
SR12	28/9/2014 0:01	29.15	70.2	4.59	4.8	SR12	28/9/2014 6:01	29.07	72.0	4.73	6.2	SR12	28/9/2014 12:01	29.22	65.2	4.25	4.9	SR12	28/9/2014 18:01	29.36	71.1	4.65	7.1
SR12	28/9/2014 0:06	29.15	68.9	4.50	6.1	SR12	28/9/2014 6:06	29.08	71.7	4.72	6.1	SR12	28/9/2014 12:06	29.23	65.3	4.26	4.5	SR12	28/9/2014 18:06	29.38	71.5	4.67	9.3
SR12	28/9/2014 0:11	29.16	68.7	4.49	5.3	SR12	28/9/2014 6:11	29.08	71.1	4.68	6.4	SR12	28/9/2014 12:11	29.21	65.9	4.29	6.1	SR12	28/9/2014 18:11	29.38	71.1	4.65	7.3
SR12	28/9/2014 0:16	29.17	68.8	4.50	5.2	SR12	28/9/2014 6:16	29.08	71.4	4.70	6.5	SR12	28/9/2014 12:16	29.58	69.4	4.50	3.9	SR12	28/9/2014 18:16	29.37	70.2	4.58	7.5
SR12	28/9/2014 0:21	29.17	69.2	4.52	5.1	SR12	28/9/2014 6:21	29.08	71.6	4.71	6.1	SR12	28/9/2014 12:21	29.55	69.4	4.50	3.9	SR12	28/9/2014 18:21	29.39	71.6	4.68	7.0
SR12	28/9/2014 0:26	29.19	70.2	4.59	4.6	SR12	28/9/2014 6:26	29.09	71.2	4.69	6.0	SR12	28/9/2014 12:26	29.42	68.0	4.42	4.3	SR12	28/9/2014 18:26	29.39	71.2	4.65	6.7
SR12	28/9/2014 0:31	29.21	71.2	4.65	4.7	SR12	28/9/2014 6:31	29.08	71.4	4.70	5.6	SR12	28/9/2014 12:31	29.30	66.8	4.35	5.3	SR12	28/9/2014 18:31	29.39	70.3	4.59	7.1
SR12	28/9/2014 0:36	29.22	71.5	4.68	4.4	SR12	28/9/2014 6:36	29.09	71.2	4.69	5.7	SR12	28/9/2014 12:36	29.28	65.7	4.27	5.6	SR12	28/9/2014 18:36	29.39	70.6	4.61	6.5
SR12	28/9/2014 0:41	29.23	71.1	4.65	4.3	SR12	28/9/2014 6:41	29.09	71.1	4.69	6.3	SR12	28/9/2014 12:41	29.21	65.0	4.23	6.1	SR12	28/9/2014 18:41	29.40	72.1	4.71	5.7
SR12	28/9/2014 0:46	29.22	70.8	4.63	5.0	SR12	28/9/2014 6:46	29.03	71.5	4.72	5.3	SR12	28/9/2014 12:46	29.25	67.0	4.36	5.4	SR12	28/9/2014 18:46	29.39	71.4	4.67	5.8
SR12	28/9/2014 0:51	29.22	69.4	4.54	6.2	SR12	28/9/2014 6:51	29.06	72.2	4.76	5.4	SR12	28/9/2014 12:51	29.24	66.1	4.31	5.8	SR12	28/9/2014 18:51	29.39	70.1	4.58	5.2
SR12	28/9/2014 0:56	29.25	71.6	4.68	4.8	SR12	28/9/2014 6:56	29.07	72.8	4.80	5.5	SR12	28/9/2014 12:56	29.46	68.9	4.47	4.4	SR12	28/9/2014 18:56	29.40	69.6	4.55	5.2
SR12	28/9/2014 1:01	29.25	70.7	4.63	5.4	SR12	28/9/2014 7:01	29.07	72.2	4.76	5.4	SR12	28/9/2014 13:01	29.58	72.3	4.69	4.6	SR12	28/9/2014 19:01	29.39	70.1	4.58	5.2
SR12	28/9/2014 1:06	29.25	71.0	4.64	4.9	SR12	28/9/2014 7:06	29.07	71.4	4.71	7.0	SR12	28/9/2014 13:06	29.55	70.3	4.57	4.6	SR12	28/9/2014 19:06	29.37	71.1	4.65	4.6
SR12	28/9/2014 1:11	29.26	71.0	4.65	5.5	SR12	28/9/2014 7:11	29.07	72.7	4.80	6.2	SR12	28/9/2014 13:11	29.52	70.3	4.56	4.7	SR12	28/9/2014 19:11	29.37	71.5	4.67	5.0
SR12	28/9/2014 1:16	29.25	70.0	4.58	5.8	SR12	28/9/2014 7:16	29.08	72.4	4.78	5.9	SR12	28/9/2014 13:16	29.73	75.9	4.93	3.7	SR12	28/9/2014 19:16	29.36	69.8	4.56	4.4
SR12	28/9/2014 1:21	29.26	70.8	4.63	5.1	SR12	28/9/2014 7:21	29.07	72.7	4.80	4.9	SR12	28/9/2014 13:21	29.64	74.8	4.87	4.3	SR12	28/9/2014 19:21	29.35	68.3	4.47	5.8
SR12	28/9/2014 1:26	29.26	70.0	4.58	5.3	SR12	28/9/2014 7:26	29.07	72.4	4.78	6.6	SR12	28/9/2014 13:26	29.61	73.1	4.76	4.4	SR12	28/9/2014 19:26	29.32	69.5	4.54	4.9
SR12	28/9/2014 1:31	29.26	70.0	4.58	5.0	SR12	28/9/2014 7:31	29.08	72.0	4.75	5.5	SR12	28/9/2014 13:31	29.61	74.9	4.88	4.4	SR12	28/9/2014 19:31	29.28	68.4	4.47	7.0
SR12	28/9/2014 1:36	29.26	70.0	4.58	6.2	SR12	28/9/2014 7:36	29.09	71.7	4.73	6.0	SR12	28/9/2014 13:36	29.59	73.9	4.82	4.2	SR12	28/9/2014 19:36	29.31	70.2	4.58	6.2
SR12	28/9/2014 1:41	29.26	70.1	4.59	4.9	SR12	28/9/2014 7:41	29.09	71.8	4.74	5.7	SR12	28/9/2014 13:41	29.61	76.7	5.01	3.4	SR12	28/9/2014 19:41	29.29	68.6	4.48	5.8
SR12	28/9/2014 1:46	29.26	69.5	4.54	5.0	SR12	28/9/2014 7:46	29.09	73.0	4.82	5.1	SR12	28/9/2014 13:46	29.59	75.5	4.93	3.9	SR12	28/9/2014 19:46	29.25	67.3	4.39	8.1
SR12	28/9/2014 1:51	29.26	69.3	4.54	5.7	SR12	28/9/2014 7:51	29.09	69.0	4.53	8.7	SR12	28/9/2014 13:51	29.58	75.1	4.90	3.7	SR12	28/9/2014 19:51	29.24	66.8	4.36	7.8
SR12	28/9/2014 1:56	29.26	70.3	4.60	5.4	SR12	28/9/2014 7:56	29.09	69.1	4.55	7.2	SR12	28/9/2014 13:56	29.57	75.2	4.91	3.6	SR12	28/9/2014 19:56	29.24	65.9	4.30	6.5
SR12	28/9/2014 2:01	29.25	69.8	4.56	7.3	SR12	28/9/2014 8:01	29.09	66.8	4.38	9.2	SR12	28/9/2014 14:01	29.56	77.0	5.03	3.6	SR12	28/9/2014 20:01	29.25	68.6	4.48	6.3
SR12	28/9/2014 2:06	29.26	70.8	4.64	5.9	SR12	28/9/2014 8:06	29.09	66.3	4.34	9.6	SR12	28/9/2014 14:06	29.55	75.9	4.96	3.6	SR12	28/9/2014 20:06	29.23	68.4	4.46	9.8
SR12	28/9/2014 2:11	29.25	70.3	4.60	6.1	SR12	28/9/2014 8:11	29.09	64.9	4.25	9.5	SR12	28/9/2014 14:11	29.53	75.1	4.91	4.1	SR12	28/9/2014 20:11	29.23	66.6	4.35	6.8
SR12	28/9/2014 2:16	29.25	70.0	4.58	6.4	SR12	28/9/2014 8:16	29.09	65.8	4.31	**10.7**	SR12	28/9/2014 14:16	29.55	75.5	4.94	4.1	SR12	28/9/2014 20:16	29.21	67.3	4.39	7.3
SR12	28/9/2014 2:21	29.25	70.1	4.58	6.7	SR12	28/9/2014 8:21	29.09	65.6	4.29	**11.3**	SR12	28/9/2014 14:21	29.53	74.9	4.90	4.0	SR12	28/9/2014 20:21	29.20	67.1	4.38	7.7
SR12	28/9/2014 2:26	29.24	69.2	4.52	6.6	SR12	28/9/2014 8:26	29.09	66.0	4.32	**10.0**	SR12	28/9/2014 14:26	29.52	74.9	4.89	3.9	SR12	28/9/2014 20:26	29.20	66.3	4.33	7.0
SR12	28/9/2014 2:31	29.24	69.5	4.55	5.8	SR12	28/9/2014 8:31	29.09	64.8	4.24	**11.1**	SR12	28/9/2014 14:31	29.50	75.6	4.95	4.0	SR12	28/9/2014 20:31	29.19	65.7	4.29	6.3
SR12	28/9/2014 2:36	29.24	69.5	4.55	6.4	SR12	28/9/2014 8:36	29.09	63.9	4.18	**11.0**	SR12	28/9/2014 14:36	29.59	77.1	5.04	4.0	SR12	28/9/2014 20:36	29.19	65.5	4.27	7.4
SR12	28/9/2014 2:41	29.23	68.8	4.50	5.8	SR12	28/9/2014 8:41	29.09	64.6	4.22	**11.0**	SR12	28/9/2014 14:41	29.56	76.4	5.00	4.3	SR12	28/9/2014 20:41	29.18	65.4	4.27	8.2
SR12	28/9/2014 2:46	29.23	69.6	4.55	6.0	SR12	28/9/2014 8:46	29.10	64.4	4.21	**10.3**	SR12	28/9/2014 14:46	29.62	77.3	5.05	4.4	SR12	28/9/2014 20:46	29.18	66.2	4.32	8.1
SR12	28/9/2014 2:51	29.22	68.8	4.50	8.7	SR12	28/9/2014 8:51	29.11	64.4	4.21	8.6	SR12	28/9/2014 14:51	29.59	76.9	5.02	4.0	SR12	28/9/2014 20:51	29.17	65.5	4.28	9.2
SR12	28/9/2014 2:56	29.22	68.6	4.48	**10.1**	SR12	28/9/2014 8:56	29.12	66.0	4.31	8.8	SR12	28/9/2014 14:56	29.56	75.3	4.92	4.7	SR12	28/9/2014 20:56	29.18	65.5	4.27	7.5
SR12	28/9/2014 3:01	29.22	68.8	4.50	8.3	SR12	28/9/2014 9:01	29.12	66.2	4.33	8.4	SR12	28/9/2014 15:01	29.55	75.2	4.91	4.8	SR12	28/9/2014 21:01	29.18	65.7	4.28	7.1
SR12	28/9/2014 3:06	29.22	69.0	4.52	7.0	SR12	28/9/2014 9:06	29.12	65.5	4.28	8.2	SR12	28/9/2014 15:06	29.58	75.2	4.92	4.2	SR12	28/9/2014 21:06	29.17	64.7	4.22	7.9
SR12	28/9/2014 3:11	29.21	68.9	4.50	**14.5**	SR12	28/9/2014 9:11	29.11	64.9	4.24	8.5	SR12	28/9/2014 15:11	29.56	74.7	4.88	5.3	SR12	28/9/2014 21:11	29.17	63.2	4.12	6.8
SR12	28/9/2014 3:16	29.21	68.6	4.49	**12.3**	SR12	28/9/2014 9:16	29.11	65.7	4.29	8.1	SR12	28/9/2014 15:16	29.58	75.4	4.93	5.2	SR12	28/9/2014 21:16	29.17	63.2	4.12	6.9
SR12	28/9/2014 3:21	29.21	68.6	4.49	**10.6**	SR12	28/9/2014 9:21	29.08	63.6	4.16	**14.3**	SR12	28/9/2014 15:21	29.56	74.7	4.88	6.0	SR12	28/9/2014 21:21	29.17	63.4	4.14	7.5
SR12	28/9/2014 3:26	29.19	69.1	4.52	**14.7**	SR12	28/9/2014 9:26	29.10	64.7	4.23	8.8	SR12	28/9/2014 15:26	29.51	73.8	4.82	6.7	SR12	28/9/2014 21:26	29.16	63.3	4.13	7.0
SR12	28/9/2014 3:31	29.18	69.0	4.51	**14.1**	SR12	28/9/2014 9:31	29.11	65.5	4.28	9.0	SR12	28/9/2014 15:31	29.52	73.9	4.83	6.3	SR12	28/9/2014 21:31	29.16	64.9	4.24	8.0
SR12	28/9/2014 3:36	29.19	68.7	4.50	**10.7**	SR12	28/9/2014 9:36	29.12	65.8	4.30	7.5	SR12	28/9/2014 15:36	29.51	73.9	4.83	5.8	SR12	28/9/2014 21:36	29.17	66.2	4.33	5.1
SR12	28/9/2014 3:41	29.18	69.1	4.52	9.9	SR12	28/9/2014 9:41	29.12	65.8	4.30	7.3	SR12	28/9/2014 15:41	29.50	73.7	4.82	6.5	SR12	28/9/2014 21:41	29.17	64.4	4.20	5.6
SR12	28/9/2014 3:46	29.18	69.4	4.54	9.7	SR12	28/9/2014 9:46	29.12	66.1	4.32	8.0	SR12	28/9/2014 15:46	29.49	73.1	4.78	6.8	SR12	28/9/2014 21:46	29.17	64.4	4.20	5.9
SR12	28/9/2014 3:51	29.17	69.2	4.53	9.5	SR12	28/9/2014 9:51	29.13	66.3	4.33	6.6	SR12	28/9/2014 15:51	29.43	72.4	4.73	7.6	SR12	28/9/2014 21:51	29.18	63.8	4.16	6.2
SR12	28/9/2014 3:56	29.14	69.4	4.54	**13.4**	SR12	28/9/2014 9:56	29.11	66.0	4.31	7.4	SR12	28/9/2014 15:56	29.48	73.4	4.80	6.5	SR12	28/9/2014 21:56	29.19	64.5	4.21	4.8
SR12	28/9/2014 4:01	29.11	69.2	4.52	**11.1**	SR12	28/9/2014 10:01	29.10	65.2	4.26	7.5	SR12	28/9/2014 16:01	29.48	73.1	4.78	6.3	SR12	28/9/2014 22:01	29.18	63.9	4.17	6.2
SR12	28/9/2014 4:06	29.09	68.9	4.50	9.1	SR12	28/9/2014 10:06	29.10	64.9	4.24	7.7	SR12	28/9/2014 16:06	29.47	71.9	4.70	7.0	SR12	28/9/2014 22:06	29.18	62.7	4.09	5.4
SR12	28/9/2014 4:11	29.07	69.8	4.57	8.9	SR12	28/9/2014 10:11	29.11	64.9	4.24	6.3	SR12	28/9/2014 16:11	29.48	72.5	4.74	6.2	SR12	28/9/2014 22:11	29.20	64.1	4.19	5.0
SR12	28/9/2014 4:16	29.07	69.7	4.56	8.5	SR12	28/9/2014 10:16	29.10	64.2	4.19	6.9	SR12	28/9/2014 16:16	29.48	72.2	4.72	7.4	SR12	28/9/2014 22:16	29.19	64.5	4.20	5.6
SR12	28/9/2014 4:21	29.07	69.6	4.55	9.1	SR12	28/9/2014 10:21	29.12	65.1	4.25	6.6	SR12	28/9/2014 16:21	29.36	70.2	4.59	9.5	SR12	28/9/2014 22:21	29.18	63.9	4.17	4.7
SR12	28/9/2014 4:26	29.06	69.8	4.56	8.3	SR12	28/9/2014 10:26	29.11	64.7	4.22	7.2	SR12	28/9/2014 16:26	29.44	72.2	4.71	7.4	SR12	28/9/2014 22:26	29.18	63.0	4.11	5.7
SR12	28/9/2014 4:31	29.05	69.8	4.56	8.4	SR12	28/9/2014 10:31	29.17	66.2	4.32	5.7	SR12	28/9/2014 16:31	29.44	71.4	4.67	8.0	SR12	28/9/2014 22:31	29.18	61.5	4.01	5.3
SR12	28/9/2014 4:36	29.05	70.2	4.59	8.1	SR12	28/9/2014 10:36	29.10	64.1	4.18	7.1	SR12	28/9/2014 16:36	29.42	71.3	4.66	7.2	SR12	28/9/2014 22:36	29.17	64.0	4.18	4.4
SR12	28/9/2014 4:41	29.05	70.2	4.59	7.7	SR12	28/9/2014 10:41	29.10	62.8	4.10	6.3	SR12	28/9/2014 16:41	29.42	71.4	4.67	7.3	SR12	28/9/2014 22:41	29.17	61.6	4.02	5.7
SR12	28/9/2014 4:46	29.06	70.5	4.62	7.5	SR12	28/9/2014 10:46	29.13	65.6	4.28	6.6	SR12	28/9/2014 16:46	29.42	70.7	4.62	7.9	SR12	28/9/2014 22:46	29.19	60.7	3.96	4.5
SR12	28/9/2014 4:51	29.05	70.3	4.60	7.3	SR12	28/9/2014 10:51	29.12	63.9	4.17	6.7	SR12	28/9/2014 16:51	29.41	69.6	4.55	7.8	SR12	28/9/2014 22:51	29.17	60.8	3.96	6.8
SR12	28/9/2014 4:56	29.05	70.2	4.60	7.8	SR12	28/9/2014 10:56	29.11	64.1	4.18	6.9	SR12	28/9/2014 16:56	29.41	70.4	4.60	8.1	SR12	28/9/2014 22:56	29.17	61.0	3.97	6.1
SR12	28/9/2014 5:01	29.06	70.4	4.61	8.0	SR12	28/9/2014 11:01	29.11	64.0	4.17	7.0	SR12	28/9/2014 17:01	29.41	70.6	4.61	9.0	SR12	28/9/2014 23:01	29.17	62.7	4.09	5.3
SR12	28/9/2014 5:06	29.06	71.0	4.66	7.5	SR12	28/9/2014 11:06	29.26	67.7	4.41	5.4	SR12	28/9/2014 17:06	29.40	70.6	4.62	8.9	SR12	28/9/2014 23:06	29.18	62.5	4.08	4.9
SR12	28/9/2014 5:11	29.05	70.9	4.65	7.5	SR12	28/9/2014 11:11	29.27	67.3	4.38	5.4	SR12	28/9/2014 17:11	29.39	70.8	4.63	8.1	SR12	28/9/2014 23:11	29.16	60.8	3.96	7.4
SR12	28/9/2014 5:16	29.06	70.9	4.65	7.6	SR12	28/9/2014 11:16	29.40	67.8	4.40	4.6	SR12	28/9/2014 17:16	29.39	71.1	4.65	7.8	SR12	28/9/2014 23:16	29.17	61.0	3.97	6.3
SR12	28/9/2014 5:21	29.06	71.3	4.67	7.2	SR12	28/9/2014 11:21	29.27	66.4	4.32	5.2	SR12	28/9/2014 17:21	29.37	71.6	4.68	7.7	SR12	28/9/2014 23:21	29.17	61.4	4.00	5.9
SR12	28/9/2014 5:26	29.06	71.7	4.71	6.5	SR12	28/9/2014 11:26	29.23	65.2	4.25	5.0	SR12	28/9/2014 17:26	29.35	71.5	4.67	9.1	SR12	28/9/2014 23:26	29.15	62.4	4.07	5.7
SR12	28/9/2014 5:31	29.06	71.9	4.72	6.6	SR12	28/9/2014 11:31	29.24	65.6	4.27	5.9	SR12	28/9/2014 17:31	29.36	71.7	4.69	7.6	SR12	28/9/2014 23:31	29.15	61.8	4.02	6.0
SR12	28/9/2014 5:36	29.06	71.7	4.71	6.9	SR12	28/9/2014 11:36	29.21	66.1	4.31	5.8	SR12	28/9/2014 17:36	29.37	71.1	4.65	7.1	SR12	28/9/2014 23:36	29.14	62.5	4.07	6.2
SR12	28/9/2014 5:41	29.06	71.7	4.71	6.4	SR12	28/9/2014 11:41	29.19	65.2	4.25	5.6	SR12	28/9/2014 17:41	29.36	71.2	4.65	6.7	SR12	28/9/2014 23:41	29.14	64.8	4.22	5.3
SR12	28/9/2014 5:46	29.07	71.6	4.71	6.8	SR12	28/9/2014 11:46	29.19	64.8	4.22	5.6	SR12	28/9/2014 17:46	29.35	72.2	4.71	7.8	SR12	28/9/2014 23:46	29.11	66.0	4.30	4.6
SR12	28/9/2014 5:51	29.07	71.4	4.69	6.5	SR12	28/9/2014 11:51	29.14	63.1	4.12	6.3	SR12	28/9/2014 17:51	29.36	70.9	4.63	7.7	SR12	28/9/2014 23:51	29.13	64.7	4.22	5.3
SR12	28/9/2014 5:56	29.08	71.9	4.73	6.5	SR12	28/9/2014 11:56	29.12	62.5	4.08	6.7	SR12	28/9/2014 17:56	29.36	71.1	4.64	6.8	SR12	28/9/2014 23:56	29.13	64.5	4.20	6.1

Station	Timestamp	Temp (° C)	DO (%)	DO (mg/L)	Tur (NTU)	Station	Timestamp	Temp (° C)	DO (%)	DO (mg/L)	Tur (NTU)	Station	Timestamp	Temp (° C)	DO (%)	DO (mg/L)	Tur (NTU)	Station	Timestamp	Temp (°C)	DO (%)	DO (mg/L)	Tur (NTU)
SR13	28/9/2014 0:00	29.11	65.6	4.28	6.7	SR13	28/9/2014 6:00	29.05	60.1	3.93	1.3	SR13	28/9/2014 12:00	29.12	65.5	4.28	3.8	SR13	28/9/2014 18:00	29.37	69.6	4.54	4.0
SR13	28/9/2014 0:05	29.11	66.2	4.32	3.8	SR13	28/9/2014 6:05	29.05	59.5	3.89	0.7	SR13	28/9/2014 12:05	29.11	65.1	4.25	3.9	SR13	28/9/2014 18:05	29.37	69.2	4.51	3.6
SR13	28/9/2014 0:10	29.11	65.7	4.29	3.7	SR13	28/9/2014 6:10	29.07	61.3	4.01	2.2	SR13	28/9/2014 12:10	29.14	65.0	4.24	3.2	SR13	28/9/2014 18:10	29.37	69.9	4.56	7.4
SR13	28/9/2014 0:15	29.10	65.5	4.28	3.5	SR13	28/9/2014 6:15	29.06	60.8	3.98	1.6	SR13	28/9/2014 12:15	29.16	65.3	4.26	2.9	SR13	28/9/2014 18:15	29.37	69.7	4.54	4.4
SR13	28/9/2014 0:20	29.11	65.5	4.28	4.1	SR13	28/9/2014 6:20	29.05	59.6	3.90	1.0	SR13	28/9/2014 12:20	29.19	65.4	4.26	2.8	SR13	28/9/2014 18:20	29.37	69.2	4.51	6.6
SR13	28/9/2014 0:25	29.11	64.5	4.21	4.5	SR13	28/9/2014 6:25	29.06	60.8	3.98	0.9	SR13	28/9/2014 12:25	29.20	65.4	4.26	3.0	SR13	28/9/2014 18:25	29.36	68.3	4.45	3.2
SR13	28/9/2014 0:30	29.10	69.9	4.56	6.7	SR13	28/9/2014 6:30	29.06	61.1	4.00	1.1	SR13	28/9/2014 12:30	29.28	65.2	4.25	8.1	SR13	28/9/2014 18:30	29.35	69.4	4.53	2.3
SR13	28/9/2014 0:35	29.10	66.2	4.32	5.9	SR13	28/9/2014 6:35	29.06	60.8	3.98	0.9	SR13	28/9/2014 12:35	29.24	65.5	4.27	5.8	SR13	28/9/2014 18:35	29.35	69.0	4.50	2.5
SR13	28/9/2014 0:40	29.09	66.4	4.33	4.8	SR13	28/9/2014 6:40	29.08	62.9	4.12	1.2	SR13	28/9/2014 12:40	29.16	64.4	4.21	3.3	SR13	28/9/2014 18:40	29.34	68.0	4.44	9.0
SR13	28/9/2014 0:45	29.09	66.6	4.35	5.4	SR13	28/9/2014 6:45	29.08	62.0	4.05	0.6	SR13	28/9/2014 12:45	29.23	64.9	4.23	2.5	SR13	28/9/2014 18:45	29.33	67.6	4.41	4.5
SR13	28/9/2014 0:50	29.09	66.2	4.32	4.8	SR13	28/9/2014 6:50	29.08	61.7	4.04	0.7	SR13	28/9/2014 12:50	29.22	64.2	4.19	2.7	SR13	28/9/2014 18:50	29.35	68.6	4.47	3.4
SR13	28/9/2014 0:55	29.09	66.5	4.34	5.7	SR13	28/9/2014 6:55	29.08	61.0	3.99	1.6	SR13	28/9/2014 12:55	29.40	66.5	4.33	2.1	SR13	28/9/2014 18:55	29.35	68.4	4.46	3.2
SR13	28/9/2014 1:00	29.09	66.1	4.31	4.6	SR13	28/9/2014 7:00	29.05	59.5	3.89	10.9	SR13	28/9/2014 13:00	29.38	66.8	4.35	2.4	SR13	28/9/2014 19:00	29.33	68.5	4.47	3.2
SR13	28/9/2014 1:05	29.09	66.7	4.35	4.8	SR13	28/9/2014 7:05	29.07	65.8	4.31	5.4	SR13	28/9/2014 13:05	29.41	66.8	4.34	3.1	SR13	28/9/2014 19:05	29.32	68.1	4.44	2.6
SR13	28/9/2014 1:10	29.09	66.3	4.33	4.7	SR13	28/9/2014 7:10	29.06	63.6	4.17	5.4	SR13	28/9/2014 13:10	29.40	66.7	4.34	2.0	SR13	28/9/2014 19:10	29.32	68.7	4.48	2.2
SR13	28/9/2014 1:15	29.09	65.6	4.28	3.5	SR13	28/9/2014 7:15	29.06	63.2	4.14	5.0	SR13	28/9/2014 13:15	29.41	67.6	4.40	2.6	SR13	28/9/2014 19:15	29.32	69.5	4.54	2.5
SR13	28/9/2014 1:20	29.08	64.9	4.24	3.3	SR13	28/9/2014 7:20	29.06	63.2	4.14	5.2	SR13	28/9/2014 13:20	29.34	67.0	4.36	2.7	SR13	28/9/2014 19:20	29.32	69.0	4.50	2.6
SR13	28/9/2014 1:25	29.08	65.3	4.26	3.4	SR13	28/9/2014 7:25	29.08	65.1	4.26	9.0	SR13	28/9/2014 13:25	29.32	66.2	4.31	2.2	SR13	28/9/2014 19:25	29.33	68.9	4.49	2.3
SR13	28/9/2014 1:30	29.09	65.3	4.26	3.3	SR13	28/9/2014 7:30	29.07	65.1	4.26	7.7	SR13	28/9/2014 13:30	29.22	64.0	4.18	2.2	SR13	28/9/2014 19:30	29.32	68.8	4.49	3.0
SR13	28/9/2014 1:35	29.09	64.7	4.22	6.3	SR13	28/9/2014 7:35	29.07	64.3	4.21	6.0	SR13	28/9/2014 13:35	29.26	64.5	4.21	2.1	SR13	28/9/2014 19:35	29.32	68.9	4.50	2.3
SR13	28/9/2014 1:40	29.10	64.8	4.23	2.7	SR13	28/9/2014 7:40	29.06	63.6	4.16	4.9	SR13	28/9/2014 13:40	29.35	65.4	4.26	2.2	SR13	28/9/2014 19:40	29.32	68.9	4.50	3.0
SR13	28/9/2014 1:45	29.10	65.1	4.25	2.7	SR13	28/9/2014 7:45	29.07	64.4	4.22	5.9	SR13	28/9/2014 13:45	29.67	69.1	4.47	2.5	SR13	28/9/2014 19:45	29.32	69.2	4.52	2.4
SR13	28/9/2014 1:50	29.09	64.7	4.22	2.5	SR13	28/9/2014 7:50	29.07	64.1	4.19	6.6	SR13	28/9/2014 13:50	29.62	69.9	4.53	2.3	SR13	28/9/2014 19:50	29.32	69.1	4.51	2.4
SR13	28/9/2014 1:55	29.08	64.9	4.24	2.8	SR13	28/9/2014 7:55	29.08	64.5	4.22	6.3	SR13	28/9/2014 13:55	29.58	70.4	4.56	2.1	SR13	28/9/2014 19:55	29.32	68.5	4.47	2.5
SR13	28/9/2014 2:00	29.07	65.5	4.28	2.8	SR13	28/9/2014 8:00	29.08	63.9	4.18	6.0	SR13	28/9/2014 14:00	29.80	71.5	4.62	1.7	SR13	28/9/2014 20:00	29.32	68.3	4.46	1.8
SR13	28/9/2014 2:05	29.07	65.1	4.25	2.2	SR13	28/9/2014 8:05	29.08	63.1	4.13	5.2	SR13	28/9/2014 14:05	29.80	72.0	4.65	1.8	SR13	28/9/2014 20:05	29.31	68.8	4.49	2.2
SR13	28/9/2014 2:10	29.08	65.2	4.26	2.7	SR13	28/9/2014 8:10	29.08	63.2	4.14	9.1	SR13	28/9/2014 14:10	29.68	71.2	4.61	1.7	SR13	28/9/2014 20:10	29.32	68.4	4.46	2.0
SR13	28/9/2014 2:15	29.08	65.2	4.26	2.9	SR13	28/9/2014 8:15	29.08	64.6	4.22	10.9	SR13	28/9/2014 14:15	29.61	68.6	4.45	1.6	SR13	28/9/2014 20:15	29.31	68.7	4.49	1.8
SR13	28/9/2014 2:20	29.08	65.7	4.29	2.7	SR13	28/9/2014 8:20	29.08	64.4	4.21	6.6	SR13	28/9/2014 14:20	29.59	68.6	4.45	1.5	SR13	28/9/2014 20:20	29.31	68.4	4.47	1.6
SR13	28/9/2014 2:25	29.08	65.6	4.28	2.6	SR13	28/9/2014 8:25	29.08	64.3	4.21	6.0	SR13	28/9/2014 14:25	29.46	65.5	4.25	1.8	SR13	28/9/2014 20:25	29.31	68.5	4.47	1.6
SR13	28/9/2014 2:30	29.08	64.9	4.24	2.5	SR13	28/9/2014 8:30	29.08	64.3	4.21	5.0	SR13	28/9/2014 14:30	29.46	64.7	4.20	1.6	SR13	28/9/2014 20:30	29.31	68.1	4.45	1.5
SR13	28/9/2014 2:35	29.08	64.6	4.22	2.4	SR13	28/9/2014 8:35	29.08	66.5	4.35	7.4	SR13	28/9/2014 14:35	29.75	68.7	4.44	1.1	SR13	28/9/2014 20:35	29.31	68.0	4.44	1.6
SR13	28/9/2014 2:40	29.08	64.5	4.21	3.4	SR13	28/9/2014 8:40	29.08	65.3	4.27	5.1	SR13	28/9/2014 14:40	29.39	64.2	4.18	2.1	SR13	28/9/2014 20:40	29.30	68.5	4.47	2.4
SR13	28/9/2014 2:45	29.09	64.3	4.20	3.9	SR13	28/9/2014 8:45	29.08	65.2	4.27	5.3	SR13	28/9/2014 14:45	29.21	63.7	4.15	3.0	SR13	28/9/2014 20:45	29.30	69.4	4.53	2.0
SR13	28/9/2014 2:50	29.09	62.6	4.09	6.8	SR13	28/9/2014 8:50	29.09	65.0	4.25	4.7	SR13	28/9/2014 14:50	29.53	69.1	4.48	2.9	SR13	28/9/2014 20:50	29.31	68.2	4.45	2.8
SR13	28/9/2014 2:55	29.08	63.4	4.14	4.7	SR13	28/9/2014 8:55	29.11	67.3	4.40	4.4	SR13	28/9/2014 14:55	29.31	63.7	4.15	5.1	SR13	28/9/2014 20:55	29.30	68.2	4.45	3.4
SR13	28/9/2014 3:00	29.08	60.6	3.96	2.8	SR13	28/9/2014 9:00	29.11	66.7	4.36	4.7	SR13	28/9/2014 15:00	29.27	64.4	4.19	9.2	SR13	28/9/2014 21:00	29.31	68.0	4.44	2.9
SR13	28/9/2014 3:05	29.08	60.5	3.95	2.1	SR13	28/9/2014 9:05	29.11	66.9	4.38	4.2	SR13	28/9/2014 15:05	29.51	66.9	4.34	4.0	SR13	28/9/2014 21:05	29.30	68.6	4.48	2.7
SR13	28/9/2014 3:10	29.08	61.2	4.00	2.5	SR13	28/9/2014 9:10	29.11	66.6	4.35	3.5	SR13	28/9/2014 15:10	29.50	68.5	4.45	4.1	SR13	28/9/2014 21:10	29.30	69.8	4.56	3.6
SR13	28/9/2014 3:15	29.07	63.1	4.12	2.3	SR13	28/9/2014 9:15	29.11	66.3	4.34	3.6	SR13	28/9/2014 15:15	29.53	70.3	4.56	3.7	SR13	28/9/2014 21:15	29.30	68.5	4.47	2.1
SR13	28/9/2014 3:20	29.07	63.8	4.17	2.3	SR13	28/9/2014 9:20	29.10	66.9	4.37	4.0	SR13	28/9/2014 15:20	29.51	68.9	4.47	3.4	SR13	28/9/2014 21:20	29.30	69.3	4.52	2.8
SR13	28/9/2014 3:25	29.07	65.7	4.29	2.4	SR13	28/9/2014 9:25	29.09	66.7	4.36	5.4	SR13	28/9/2014 15:25	29.54	69.3	4.49	2.9	SR13	28/9/2014 21:25	29.30	69.5	4.53	3.4
SR13	28/9/2014 3:30	29.07	66.0	4.31	2.1	SR13	28/9/2014 9:30	29.10	66.4	4.34	3.7	SR13	28/9/2014 15:30	29.54	69.6	4.51	2.8	SR13	28/9/2014 21:30	29.30	68.4	4.47	2.8
SR13	28/9/2014 3:35	29.07	63.5	4.15	1.3	SR13	28/9/2014 9:35	29.10	65.6	4.29	4.4	SR13	28/9/2014 15:35	29.49	68.9	4.47	2.6	SR13	28/9/2014 21:35	29.30	68.9	4.50	2.5
SR13	28/9/2014 3:40	29.07	64.3	4.20	1.8	SR13	28/9/2014 9:40	29.09	65.9	4.31	4.2	SR13	28/9/2014 15:40	29.50	67.9	4.40	2.0	SR13	28/9/2014 21:40	29.30	68.3	4.46	2.2
SR13	28/9/2014 3:45	29.07	63.4	4.15	1.5	SR13	28/9/2014 9:45	29.07	65.5	4.28	6.1	SR13	28/9/2014 15:45	29.50	67.5	4.38	1.8	SR13	28/9/2014 21:45	29.30	68.3	4.46	2.4
SR13	28/9/2014 3:50	29.06	63.7	4.16	1.3	SR13	28/9/2014 9:50	29.07	65.3	4.27	6.2	SR13	28/9/2014 15:50	29.50	66.6	4.32	1.7	SR13	28/9/2014 21:50	29.30	68.9	4.50	2.5
SR13	28/9/2014 3:55	29.06	65.1	4.26	2.1	SR13	28/9/2014 9:55	29.07	65.0	4.25	5.6	SR13	28/9/2014 15:55	29.53	68.4	4.44	2.4	SR13	28/9/2014 21:55	29.30	68.5	4.47	2.3
SR13	28/9/2014 4:00	29.06	66.0	4.31	2.7	SR13	28/9/2014 10:00	29.07	64.7	4.23	5.2	SR13	28/9/2014 16:00	29.38	66.7	4.34	6.6	SR13	28/9/2014 22:00	29.30	69.0	4.51	3.2
SR13	28/9/2014 4:05	29.07	66.5	4.35	4.3	SR13	28/9/2014 10:05	29.07	64.6	4.22	7.2	SR13	28/9/2014 16:05	29.41	65.9	4.28	5.4	SR13	28/9/2014 22:05	29.30	68.3	4.46	2.4
SR13	28/9/2014 4:10	29.06	65.5	4.28	2.9	SR13	28/9/2014 10:10	29.08	65.1	4.26	4.8	SR13	28/9/2014 16:10	29.40	66.5	4.32	6.4	SR13	28/9/2014 22:10	29.30	67.8	4.43	1.8
SR13	28/9/2014 4:15	29.07	63.7	4.17	2.4	SR13	28/9/2014 10:15	29.09	65.3	4.27	4.4	SR13	28/9/2014 16:15	29.44	69.7	4.53	4.8	SR13	28/9/2014 22:15	29.30	68.7	4.48	2.1
SR13	28/9/2014 4:20	29.07	62.9	4.12	1.3	SR13	28/9/2014 10:20	29.15	65.9	4.30	3.3	SR13	28/9/2014 16:20	29.42	70.7	4.60	3.5	SR13	28/9/2014 22:20	29.29	69.0	4.50	2.9
SR13	28/9/2014 4:25	29.08	63.6	4.16	1.3	SR13	28/9/2014 10:25	29.10	65.3	4.27	4.3	SR13	28/9/2014 16:25	29.41	69.9	4.55	3.1	SR13	28/9/2014 22:25	29.29	67.8	4.43	3.5
SR13	28/9/2014 4:30	29.09	63.5	4.15	1.5	SR13	28/9/2014 10:30	29.10	64.9	4.24	3.6	SR13	28/9/2014 16:30	29.40	69.4	4.52	3.0	SR13	28/9/2014 22:30	29.29	67.4	4.40	2.3
SR13	28/9/2014 4:35	29.08	64.4	4.21	1.7	SR13	28/9/2014 10:35	29.09	64.8	4.24	3.9	SR13	28/9/2014 16:35	29.40	70.3	4.58	2.8	SR13	28/9/2014 22:35	29.29	68.3	4.46	2.2
SR13	28/9/2014 4:40	29.08	64.7	4.23	2.6	SR13	28/9/2014 10:40	29.08	64.5	4.22	4.7	SR13	28/9/2014 16:40	29.40	69.0	4.49	1.8	SR13	28/9/2014 22:40	29.29	67.5	4.41	2.2
SR13	28/9/2014 4:45	29.07	64.8	4.24	2.3	SR13	28/9/2014 10:45	29.10	65.5	4.28	4.2	SR13	28/9/2014 16:45	29.39	69.6	4.54	2.6	SR13	28/9/2014 22:45	29.29	67.6	4.41	2.7
SR13	28/9/2014 4:50	29.08	65.7	4.30	2.6	SR13	28/9/2014 10:50	29.12	66.6	4.35	4.7	SR13	28/9/2014 16:50	29.39	69.5	4.53	2.2	SR13	28/9/2014 22:50	29.28	67.6	4.41	2.8
SR13	28/9/2014 4:55	29.08	64.8	4.24	1.3	SR13	28/9/2014 10:55	29.12	66.6	4.35	4.0	SR13	28/9/2014 16:55	29.39	69.3	4.52	2.2	SR13	28/9/2014 22:55	29.29	67.0	4.37	1.9
SR13	28/9/2014 5:00	29.08	65.1	4.26	2.3	SR13	28/9/2014 11:00	29.13	66.4	4.34	3.7	SR13	28/9/2014 17:00	29.39	69.0	4.50	1.7	SR13	28/9/2014 23:00	29.30	67.6	4.41	2.3
SR13	28/9/2014 5:05	29.08	63.8	4.18	1.7	SR13	28/9/2014 11:05	29.12	66.5	4.34	4.9	SR13	28/9/2014 17:05	29.39	69.3	4.52	1.9	SR13	28/9/2014 23:05	29.27	68.2	4.45	3.1
SR13	28/9/2014 5:10	29.08	62.3	4.08	1.2	SR13	28/9/2014 11:10	29.10	66.1	4.31	5.0	SR13	28/9/2014 17:10	29.40	69.1	4.50	1.8	SR13	28/9/2014 23:10	29.26	67.7	4.42	3.0
SR13	28/9/2014 5:15	29.08	62.7	4.10	1.1	SR13	28/9/2014 11:15	29.08	65.7	4.29	5.3	SR13	28/9/2014 17:15	29.39	70.2	4.58	2.5	SR13	28/9/2014 23:15	29.27	68.5	4.47	3.0
SR13	28/9/2014 5:20	29.08	65.9	4.31	2.8	SR13	28/9/2014 11:20	29.12	65.8	4.30	4.1	SR13	28/9/2014 17:20	29.38	69.9	4.56	1.7	SR13	28/9/2014 23:20	29.25	68.0	4.43	3.4
SR13	28/9/2014 5:25	29.08	64.3	4.21	1.8	SR13	28/9/2014 11:25	29.12	66.1	4.32	3.5	SR13	28/9/2014 17:25	29.38	68.8	4.49	2.1	SR13	28/9/2014 23:25	29.26	67.3	4.39	3.0
SR13	28/9/2014 5:30	29.07	63.5	4.15	1.1	SR13	28/9/2014 11:30	29.11	65.7	4.29	4.2	SR13	28/9/2014 17:30	29.37	69.1	4.50	4.5	SR13	28/9/2014 23:30	29.26	67.1	4.38	2.8
SR13	28/9/2014 5:35	29.05	63.5	4.16	2.3	SR13	28/9/2014 11:35	29.14	65.4	4.27	3.6	SR13	28/9/2014 17:35	29.38	69.7	4.54	2.8	SR13	28/9/2014 23:35	29.26	67.0	4.37	3.0
SR13	28/9/2014 5:40	29.01	61.5	4.03	4.6	SR13	28/9/2014 11:40	29.15	65.5	4.28	3.0	SR13	28/9/2014 17:40	29.37	69.3	4.51	3.3	SR13	28/9/2014 23:40	29.26	66.3	4.33	2.4
SR13	28/9/2014 5:45	29.03	60.4	3.96	1.7	SR13	28/9/2014 11:45	29.12	65.2	4.26	3.8	SR13	28/9/2014 17:45	29.37	69.0	4.50	3.3	SR13	28/9/2014 23:45	29.26	68.3	4.46	4.9
SR13	28/9/2014 5:50	29.03	60.4	3.95	3.0	SR13	28/9/2014 11:50	29.13	65.5	4.28	4.1	SR13	28/9/2014 17:50	29.37	70.5	4.59	4.1	SR13	28/9/2014 23:50	29.26	67.9	4.43	5.0
SR13	28/9/2014 5:55	29.05	59.7	3.91	1.8	SR13	28/9/2014 11:55	29.10	65.5	4.28	5.4	SR13	28/9/2014 17:55	29.37	70.0	4.57	3.5	SR13	28/9/2014 23:55	29.25	67.6	4.41	12.4

Station	Timestamp	NH_3 (mg/L)				Station	Timestamp	NH_3 (mg/L)			
SR4	28/9/2014 0:17	0.07				SR12	28/9/2014 0:17	0.08			
SR4	28/9/2014 0:37	0.07				SR12	28/9/2014 0:37	0.08			
SR4	28/9/2014 0:57	0.08				SR12	28/9/2014 0:57	0.07			
SR4	28/9/2014 1:17	0.08				SR12	28/9/2014 1:17	0.05			
SR4	28/9/2014 1:37	0.07				SR12	28/9/2014 1:37	0.05			
SR4	28/9/2014 1:57	0.05				SR12	28/9/2014 1:57	0.07			
SR4	28/9/2014 2:17	0.07				SR12	28/9/2014 2:17	0.05			
SR4	28/9/2014 2:37	0.07				SR12	28/9/2014 2:37	0.06			
SR4	28/9/2014 2:57	0.05				SR12	28/9/2014 2:57	0.07			
SR4	28/9/2014 3:17	0.08				SR12	28/9/2014 3:17	0.06			
SR4	28/9/2014 3:37	0.08				SR12	28/9/2014 3:36	0.07			
SR4	28/9/2014 3:57	0.08				SR12	28/9/2014 3:57	0.05			
SR4	28/9/2014 4:17	0.09				SR12	28/9/2014 4:17	0.07			
SR4	28/9/2014 4:37	0.08				SR12	28/9/2014 4:37	0.06			
SR4	28/9/2014 4:57	0.08				SR12	28/9/2014 4:57	0.07			
SR4	28/9/2014 5:17	0.10				SR12	28/9/2014 5:17	0.06			
SR4	28/9/2014 5:37	0.06				SR12	28/9/2014 5:37	0.08			
SR4	28/9/2014 5:57	0.06				SR12	28/9/2014 5:57	0.07			
SR4						SR12					
SR4	28/9/2014 6:37	0.06				SR12	28/9/2014 6:37	0.06			
SR4	28/9/2014 6:57	0.06				SR12	28/9/2014 6:57	0.05			
SR4	28/9/2014 7:17	0.06				SR12	28/9/2014 7:17	0.07			
SR4	28/9/2014 7:37	0.05				SR12	28/9/2014 7:37	0.07			
SR4	28/9/2014 7:57	0.08				SR12	28/9/2014 7:57	0.09			
SR4	28/9/2014 8:17	0.08				SR12	28/9/2014 8:17	0.08			
SR4	28/9/2014 8:37	0.07				SR12	28/9/2014 8:37	0.08			
SR4	28/9/2014 8:57	0.08				SR12	28/9/2014 8:57	0.09			
SR4	28/9/2014 9:17	0.08				SR12	28/9/2014 9:17	0.07			
SR4	28/9/2014 9:37	0.07				SR12	28/9/2014 9:37	0.07			
SR4	28/9/2014 9:56	0.08				SR12	28/9/2014 9:57	0.07			
SR4	28/9/2014 10:17	0.08				SR12	28/9/2014 10:17	0.09			
SR4	28/9/2014 10:37	0.08				SR12	28/9/2014 10:37	0.08			
SR4	28/9/2014 10:57	0.09				SR12	28/9/2014 10:57	0.08			
SR4	28/9/2014 11:17	0.09				SR12	28/9/2014 11:17	0.08			
SR4	28/9/2014 11:37	0.10				SR12	28/9/2014 11:37	0.05			
SR4	28/9/2014 11:57	0.09				SR12	28/9/2014 11:57	0.08			
SR4	28/9/2014 12:17	0.09				SR12	28/9/2014 12:17	0.08			
SR4	28/9/2014 12:37	0.10				SR12	28/9/2014 12:37	0.06			
SR4	28/9/2014 12:57	0.10				SR12	28/9/2014 12:57	0.06			
SR4	28/9/2014 13:17	0.09				SR12	28/9/2014 13:17	0.06			
SR4	28/9/2014 13:37	0.09				SR12	28/9/2014 13:37	0.06			
SR4	28/9/2014 13:57	0.08				SR12	28/9/2014 13:57	0.06			
SR4	28/9/2014 14:17	0.08				SR12	28/9/2014 14:17	0.06			
SR4	28/9/2014 14:37	0.08				SR12	28/9/2014 14:37	0.07			
SR4	28/9/2014 14:57	0.08				SR12	28/9/2014 14:57	0.08			
SR4	28/9/2014 15:17	0.09				SR12	28/9/2014 15:17	0.08			
SR4	28/9/2014 15:37	0.09				SR12	28/9/2014 15:37	0.08			
SR4	28/9/2014 15:57	0.08				SR12	28/9/2014 15:57	0.09			
SR4	28/9/2014 16:17	0.08				SR12	28/9/2014 16:17	0.08			
SR4	28/9/2014 16:37	0.09				SR12	28/9/2014 16:37	0.08			
SR4	28/9/2014 16:57	0.10				SR12	28/9/2014 16:57	0.07			
SR4	28/9/2014 17:17	0.10				SR12	28/9/2014 17:17	0.08			
SR4	28/9/2014 17:37	0.11				SR12	28/9/2014 17:37	0.07			
SR4	28/9/2014 17:57	0.09				SR12	28/9/2014 17:57	0.06			
SR4	28/9/2014 18:17	0.09				SR12	28/9/2014 18:17	0.06			
SR4	28/9/2014 18:37	0.08				SR12	28/9/2014 18:37	0.05			
SR4	28/9/2014 18:57	0.08				SR12	28/9/2014 18:57	0.07			
SR4	28/9/2014 19:17	0.09				SR12	28/9/2014 19:17	0.07			
SR4	28/9/2014 19:37	0.09				SR12	28/9/2014 19:37	0.09			
SR4	28/9/2014 19:57	0.08				SR12	28/9/2014 19:57	0.08			
SR4	28/9/2014 20:17	0.08				SR12	28/9/2014 20:17	0.08			
SR4	28/9/2014 20:37	0.07				SR12	28/9/2014 20:37	0.09			
SR4	28/9/2014 20:57	0.07				SR12	28/9/2014 20:57	0.07			
SR4	28/9/2014 21:17	0.08				SR12	28/9/2014 21:17	0.07			
SR4	28/9/2014 21:37	0.08				SR12	28/9/2014 21:37	0.07			
SR4	28/9/2014 21:57	0.08				SR12	28/9/2014 21:57	0.09			
SR4	28/9/2014 22:17	0.09				SR12	28/9/2014 22:17	0.08			
SR4	28/9/2014 22:37	0.08				SR12	28/9/2014 22:37	0.08			
SR4	28/9/2014 22:57	0.08				SR12	28/9/2014 22:57	0.08			
SR4	28/9/2014 23:17	0.08				SR12	28/9/2014 23:17	0.07			
SR4	28/9/2014 23:37	0.08				SR12	28/9/2014 23:37	0.06			
SR4	28/9/2014 23:57	0.08				SR12	28/9/2014 23:57	0.08			

Remark: Fonts with underline: Action Level Exceedance
Fonts with bold and underline: Limit Level Exceedance
Automatic Instrument calibration of NH3-N monitor was carried out during 5:57-6:37 at SR4 and SR12.

Station	Timestamp	Temp (° C)	DO (%)	DO (mg/L)	Tur (NTU)	Station	Timestamp	Temp (° C)	DO (%)	DO (mg/L)	Tur (NTU)	Station	Timestamp	Temp (° C)	DO (%)	DO (mg/L)	Tur (NTU)	Station	Timestamp	Temp (°C)	DO (%)	DO (mg/L)	Tur (NTU)
SR4	29/9/2014 0:01	29.38	84.4	5.71	2.5	SR4	29/9/2014 6:01	29.16	80.9	5.49	3.4	SR4	29/9/2014 12:01	29.50	84.8	5.69	4.7	SR4	29/9/2014 18:01	29.62	82.4	5.52	5.1
SR4	29/9/2014 0:06	29.39	83.7	5.65	2.8	SR4	29/9/2014 6:06	29.16	80.4	5.44	3.4	SR4	29/9/2014 12:06	29.47	84.5	5.67	4.5	SR4	29/9/2014 18:06	29.61	81.0	5.43	4.9
SR4	29/9/2014 0:11	29.39	81.8	5.53	2.4	SR4	29/9/2014 6:11	29.16	80.9	5.49	3.4	SR4	29/9/2014 12:11	29.45	84.7	5.69	3.9	SR4	29/9/2014 18:11	29.61	83.1	5.58	4.3
SR4	29/9/2014 0:16	29.41	83.8	5.67	3.1	SR4	29/9/2014 6:16	29.16	80.8	5.49	3.7	SR4	29/9/2014 12:16	29.55	85.2	5.72	4.0	SR4	29/9/2014 18:16	29.62	84.0	5.63	4.2
SR4	29/9/2014 0:21	29.39	83.1	5.62	2.4	SR4	29/9/2014 6:21	29.17	81.2	5.51	3.9	SR4	29/9/2014 12:21	29.64	86.1	5.77	4.0	SR4	29/9/2014 18:21	29.63	84.1	5.64	3.4
SR4	29/9/2014 0:26	29.35	83.0	5.62	2.1	SR4	29/9/2014 6:26	29.19	81.2	5.52	4.6	SR4	29/9/2014 12:26	29.59	85.2	5.71	4.0	SR4	29/9/2014 18:26	29.61	84.0	5.64	3.3
SR4	29/9/2014 0:31	29.37	84.3	5.70	2.3	SR4	29/9/2014 6:31	29.21	80.6	5.47	3.8	SR4	29/9/2014 12:31	29.88	87.2	5.83	3.4	SR4	29/9/2014 18:31	29.65	83.9	5.62	3.1
SR4	29/9/2014 0:36	29.37	84.5	5.71	2.1	SR4	29/9/2014 6:36	29.20	82.3	5.58	3.8	SR4	29/9/2014 12:36	29.83	86.8	5.80	3.7	SR4	29/9/2014 18:36	29.65	83.5	5.60	3.0
SR4	29/9/2014 0:41	29.40	84.1	5.68	2.1	SR4	29/9/2014 6:41	29.20	83.1	5.64	8.5	SR4	29/9/2014 12:41	29.88	86.6	5.78	3.6	SR4	29/9/2014 18:41	29.70	82.7	5.54	3.1
SR4	29/9/2014 0:46	29.39	84.3	5.69	2.0	SR4	29/9/2014 6:46	29.21	83.0	5.64	4.4	SR4	29/9/2014 12:46	29.82	86.3	5.76	3.8	SR4	29/9/2014 18:46	29.69	83.2	5.58	3.1
SR4	29/9/2014 0:51	29.40	84.5	5.71	2.1	SR4	29/9/2014 6:51	29.21	82.7	5.62	4.5	SR4	29/9/2014 12:51	29.74	86.0	5.75	3.9	SR4	29/9/2014 18:51	29.68	83.3	5.57	3.2
SR4	29/9/2014 0:56	29.40	82.9	5.60	1.8	SR4	29/9/2014 6:56	29.20	83.2	5.66	3.8	SR4	29/9/2014 12:56	29.62	85.0	5.69	3.8	SR4	29/9/2014 18:56	29.66	82.3	5.52	3.1
SR4	29/9/2014 1:01	29.41	82.0	5.54	1.7	SR4	29/9/2014 7:01	29.20	83.6	5.69	5.7	SR4	29/9/2014 13:01	29.62	85.1	5.70	3.8	SR4	29/9/2014 19:01	29.73	80.8	5.41	2.5
SR4	29/9/2014 1:06	29.42	83.7	5.65	2.2	SR4	29/9/2014 7:06	29.20	84.4	5.73	4.2	SR4	29/9/2014 13:06	29.58	84.0	5.62	4.4	SR4	29/9/2014 19:06	29.70	81.7	5.48	2.6
SR4	29/9/2014 1:11	29.47	84.6	5.69	2.8	SR4	29/9/2014 7:11	29.20	84.4	5.73	4.2	SR4	29/9/2014 13:11	29.71	85.3	5.71	3.3	SR4	29/9/2014 19:11	29.70	82.7	5.55	2.7
SR4	29/9/2014 1:16	29.44	82.1	5.52	2.5	SR4	29/9/2014 7:16	29.20	84.2	5.72	4.3	SR4	29/9/2014 13:16	29.79	86.1	5.75	3.3	SR4	29/9/2014 19:16	29.68	82.4	5.53	2.6
SR4	29/9/2014 1:21	29.41	81.8	5.51	2.6	SR4	29/9/2014 7:21	29.21	84.2	5.72	4.4	SR4	29/9/2014 13:21	29.76	86.4	5.77	3.7	SR4	29/9/2014 19:21	29.67	84.6	5.67	2.8
SR4	29/9/2014 1:26	29.45	83.5	5.63	2.1	SR4	29/9/2014 7:26	29.21	84.8	5.78	4.3	SR4	29/9/2014 13:26	29.86	87.0	5.81	3.1	SR4	29/9/2014 19:26	29.72	81.9	5.49	2.9
SR4	29/9/2014 1:31	29.43	81.4	5.50	2.1	SR4	29/9/2014 7:31	29.21	84.4	5.75	4.2	SR4	29/9/2014 13:31	29.86	87.3	5.83	4.9	SR4	29/9/2014 19:31	29.71	81.9	5.49	2.7
SR4	29/9/2014 1:36	29.39	80.1	5.41	2.9	SR4	29/9/2014 7:36	29.21	84.8	5.78	3.8	SR4	29/9/2014 13:36	29.86	87.1	5.82	3.6	SR4	29/9/2014 19:36	29.73	81.0	5.43	2.5
SR4	29/9/2014 1:41	29.38	78.2	5.27	4.1	SR4	29/9/2014 7:41	29.23	84.7	5.75	4.5	SR4	29/9/2014 13:41	29.89	87.3	5.82	3.5	SR4	29/9/2014 19:41	29.75	81.5	5.46	2.5
SR4	29/9/2014 1:46	29.37	77.1	5.19	4.9	SR4	29/9/2014 7:46	29.23	85.1	5.80	4.2	SR4	29/9/2014 13:46	29.99	87.9	5.86	3.0	SR4	29/9/2014 19:46	29.73	81.8	5.49	2.7
SR4	29/9/2014 1:51	29.34	79.0	5.28	3.4	SR4	29/9/2014 7:51	29.24	85.3	5.80	3.7	SR4	29/9/2014 13:51	29.96	87.5	5.84	3.8	SR4	29/9/2014 19:51	29.65	82.9	5.56	3.2
SR4	29/9/2014 1:56	29.37	77.3	5.16	3.0	SR4	29/9/2014 7:56	29.27	84.7	5.74	4.3	SR4	29/9/2014 13:56	29.97	87.7	5.85	3.3	SR4	29/9/2014 19:56	29.68	83.9	5.62	2.8
SR4	29/9/2014 2:01	29.36	77.3	5.17	3.5	SR4	29/9/2014 8:01	29.28	84.6	5.74	4.2	SR4	29/9/2014 14:01	29.97	87.5	5.84	3.7	SR4	29/9/2014 20:01	29.64	84.1	5.64	3.5
SR4	29/9/2014 2:06	29.35	78.9	5.29	3.3	SR4	29/9/2014 8:06	29.26	83.3	5.65	5.5	SR4	29/9/2014 14:06	30.04	88.2	5.87	3.7	SR4	29/9/2014 20:06	29.66	83.9	5.63	3.1
SR4	29/9/2014 2:11	29.38	78.4	5.27	3.7	SR4	29/9/2014 8:11	29.27	83.7	5.68	5.1	SR4	29/9/2014 14:11	29.98	87.7	5.85	3.8	SR4	29/9/2014 20:11	29.64	83.9	5.62	3.8
SR4	29/9/2014 2:16	29.37	78.2	5.24	3.9	SR4	29/9/2014 8:16	29.27	84.2	5.72	5.1	SR4	29/9/2014 14:16	29.97	87.4	5.82	3.9	SR4	29/9/2014 20:16	29.64	84.0	5.63	3.3
SR4	29/9/2014 2:21	29.34	81.1	5.45	3.8	SR4	29/9/2014 8:21	29.33	83.4	5.66	4.6	SR4	29/9/2014 14:21	30.00	87.8	5.85	4.1	SR4	29/9/2014 20:21	29.61	84.4	5.66	4.4
SR4	29/9/2014 2:26	29.32	79.2	5.32	4.0	SR4	29/9/2014 8:26	29.32	83.8	5.69	4.0	SR4	29/9/2014 14:26	30.00	87.8	5.85	3.6	SR4	29/9/2014 20:26	29.61	84.7	5.68	4.2
SR4	29/9/2014 2:31	29.33	79.3	5.33	3.5	SR4	29/9/2014 8:31	29.28	83.9	5.70	5.1	SR4	29/9/2014 14:31	30.00	86.6	5.77	2.9	SR4	29/9/2014 20:31	29.55	83.8	5.62	6.1
SR4	29/9/2014 2:36	29.29	79.5	5.34	3.9	SR4	29/9/2014 8:36	29.32	84.0	5.70	4.5	SR4	29/9/2014 14:36	30.00	87.8	5.85	3.5	SR4	29/9/2014 20:36	29.53	84.3	5.65	7.0
SR4	29/9/2014 2:41	29.29	79.2	5.32	3.6	SR4	29/9/2014 8:41	29.25	83.6	5.68	7.8	SR4	29/9/2014 14:41	29.90	85.3	5.70	4.6	SR4	29/9/2014 20:41	29.54	85.6	5.73	4.3
SR4	29/9/2014 2:46	29.26	79.6	5.35	4.2	SR4	29/9/2014 8:46	29.23	83.5	5.66	8.2	SR4	29/9/2014 14:46	29.95	85.9	5.73	3.1	SR4	29/9/2014 20:46	29.55	85.7	5.75	4.3
SR4	29/9/2014 2:51	29.24	80.3	5.39	4.7	SR4	29/9/2014 8:51	29.23	83.4	5.65	6.8	SR4	29/9/2014 14:51	30.01	85.9	5.73	2.6	SR4	29/9/2014 20:51	29.55	85.3	5.72	4.0
SR4	29/9/2014 2:56	29.21	78.6	5.27	5.3	SR4	29/9/2014 8:56	29.24	83.6	5.68	6.4	SR4	29/9/2014 14:56	29.99	84.7	5.65	2.9	SR4	29/9/2014 20:56	29.55	85.3	5.72	4.8
SR4	29/9/2014 3:01	29.21	79.8	5.36	5.2	SR4	29/9/2014 9:01	29.23	83.6	5.68	8.0	SR4	29/9/2014 15:01	29.85	83.1	5.55	4.6	SR4	29/9/2014 21:01	29.51	84.8	5.69	4.5
SR4	29/9/2014 3:06	29.22	77.8	5.23	4.5	SR4	29/9/2014 9:06	29.21	82.8	5.61	8.0	SR4	29/9/2014 15:06	30.02	86.8	5.79	3.5	SR4	29/9/2014 21:06	29.47	84.0	5.64	4.7
SR4	29/9/2014 3:11	29.22	78.4	5.25	6.5	SR4	29/9/2014 9:11	29.21	82.7	5.60	6.5	SR4	29/9/2014 15:11	29.99	86.4	5.76	3.0	SR4	29/9/2014 21:11	29.48	84.2	5.65	4.9
SR4	29/9/2014 3:16	29.23	77.7	5.22	4.3	SR4	29/9/2014 9:16	29.21	82.2	5.57	6.1	SR4	29/9/2014 15:16	29.96	87.0	5.80	3.6	SR4	29/9/2014 21:16	29.43	83.1	5.58	5.3
SR4	29/9/2014 3:21	29.23	79.8	5.37	4.2	SR4	29/9/2014 9:21	29.19	82.7	5.59	8.9	SR4	29/9/2014 15:21	29.99	86.2	5.75	3.1	SR4	29/9/2014 21:21	29.38	82.6	5.54	5.8
SR4	29/9/2014 3:26	29.21	77.5	5.21	6.5	SR4	29/9/2014 9:26	29.19	82.4	5.58	7.1	SR4	29/9/2014 15:26	30.15	88.0	5.85	2.3	SR4	29/9/2014 21:26	29.37	82.4	5.53	8.0
SR4	29/9/2014 3:31	29.28	75.3	5.06	2.9	SR4	29/9/2014 9:31	29.20	82.6	5.59	7.0	SR4	29/9/2014 15:31	30.01	87.5	5.82	3.5	SR4	29/9/2014 21:31	29.36	82.9	5.57	6.8
SR4	29/9/2014 3:36	29.28	75.5	5.08	2.7	SR4	29/9/2014 9:36	29.17	81.6	5.52	**11.1**	SR4	29/9/2014 15:36	29.98	86.5	5.76	3.0	SR4	29/9/2014 21:36	29.33	82.3	5.52	8.6
SR4	29/9/2014 3:41	29.28	75.0	5.05	3.5	SR4	29/9/2014 9:41	29.17	81.3	5.49	**10.6**	SR4	29/9/2014 15:41	30.11	87.8	5.83	2.5	SR4	29/9/2014 21:41	29.32	81.9	5.48	9.1
SR4	29/9/2014 3:46	29.32	72.2	4.86	2.1	SR4	29/9/2014 9:46	29.17	81.0	5.48	**12.5**	SR4	29/9/2014 15:46	29.75	83.1	5.55	6.9	SR4	29/9/2014 21:46	29.30	81.7	5.47	9.5
SR4	29/9/2014 3:51	29.29	76.7	5.17	2.9	SR4	29/9/2014 9:51	29.16	80.5	5.44	**13.3**	SR4	29/9/2014 15:51	30.06	87.0	5.78	2.9	SR4	29/9/2014 21:51	29.30	81.4	5.45	9.6
SR4	29/9/2014 3:56	29.26	78.0	5.26	3.2	SR4	29/9/2014 9:56	29.16	80.5	5.43	**11.6**	SR4	29/9/2014 15:56	30.17	85.3	5.67	2.4	SR4	29/9/2014 21:56	29.29	81.4	5.46	8.9
SR4	29/9/2014 4:01	29.28	77.0	5.19	3.3	SR4	29/9/2014 10:01	29.24	81.2	5.48	7.2	SR4	29/9/2014 16:01	29.89	83.5	5.57	5.7	SR4	29/9/2014 22:01	29.29	81.7	5.47	**10.1**
SR4	29/9/2014 4:06	29.28	76.7	5.18	2.8	SR4	29/9/2014 10:06	29.15	80.1	5.39	**11.8**	SR4	29/9/2014 16:06	29.56	82.5	5.52	5.2	SR4	29/9/2014 22:06	29.28	81.6	5.46	**10.6**
SR4	29/9/2014 4:11	29.28	77.5	5.23	3.5	SR4	29/9/2014 10:11	29.17	80.4	5.42	8.6	SR4	29/9/2014 16:11	29.73	80.9	5.41	6.0	SR4	29/9/2014 22:11	29.27	81.5	5.46	**10.2**
SR4	29/9/2014 4:16	29.27	77.6	5.22	2.8	SR4	29/9/2014 10:16	29.17	80.6	5.42	9.7	SR4	29/9/2014 16:16	29.50	81.3	5.45	6.1	SR4	29/9/2014 22:16	29.27	81.2	5.44	9.6
SR4	29/9/2014 4:21	29.26	77.0	5.18	3.2	SR4						SR4	29/9/2014 16:21	30.03	83.3	5.54	3.5	SR4	29/9/2014 22:21	29.26	81.5	5.46	**11.4**
SR4	29/9/2014 4:26	29.27	80.4	5.40	4.6	SR4						SR4	29/9/2014 16:26	29.81	80.0	5.34	5.4	SR4	29/9/2014 22:26	29.26	81.5	5.46	**10.1**
SR4	29/9/2014 4:31	29.27	80.0	5.38	3.5	SR4						SR4	29/9/2014 16:31	29.75	81.7	5.46	3.7	SR4	29/9/2014 22:31	29.26	81.0	5.43	9.6
SR4	29/9/2014 4:36	29.27	79.9	5.37	2.9	SR4	29/9/2014 10:36	29.21	81.8	5.47	6.7	SR4	29/9/2014 16:36	29.42	80.7	5.41	5.8	SR4	29/9/2014 22:36	29.25	81.0	5.42	8.5
SR4	29/9/2014 4:41	29.26	80.0	5.38	3.1	SR4	29/9/2014 10:41	29.21	79.5	5.32	7.8	SR4	29/9/2014 16:41	29.32	80.3	5.38	5.9	SR4	29/9/2014 22:41	29.21	80.7	5.41	**11.7**
SR4	29/9/2014 4:46	29.26	80.2	5.39	3.0	SR4	29/9/2014 10:46	29.16	79.1	5.29	**17.6**	SR4	29/9/2014 16:46	29.44	79.4	5.32	5.9	SR4	29/9/2014 22:46	29.23	80.6	5.40	9.0
SR4	29/9/2014 4:51	29.26	79.0	5.31	2.6	SR4	29/9/2014 10:51	29.17	79.4	5.31	7.8	SR4	29/9/2014 16:51	29.60	80.0	5.34	5.5	SR4	29/9/2014 22:51	29.24	80.8	5.41	7.5
SR4	29/9/2014 4:56	29.25	79.3	5.33	2.9	SR4	29/9/2014 10:56	29.22	79.7	5.32	6.8	SR4	29/9/2014 16:56	30.00	84.4	5.62	3.3	SR4	29/9/2014 22:56	29.22	80.7	5.40	9.8
SR4	29/9/2014 5:01	29.26	80.1	5.39	3.1	SR4	29/9/2014 11:01	29.16	80.0	5.35	8.1	SR4	29/9/2014 17:01	30.06	83.5	5.55	2.9	SR4	29/9/2014 23:01	29.25	81.1	5.43	7.2
SR4	29/9/2014 5:06	29.25	78.7	5.31	2.7	SR4	29/9/2014 11:06	29.18	81.7	5.46	7.0	SR4	29/9/2014 17:06	30.06	80.9	5.39	3.0	SR4	29/9/2014 23:06	29.26	81.4	5.46	7.7
SR4	29/9/2014 5:11	29.21	78.8	5.32	2.6	SR4	29/9/2014 11:11	29.20	80.6	5.40	6.2	SR4	29/9/2014 17:11	30.02	82.1	5.48	3.5	SR4	29/9/2014 23:11	29.26	80.9	5.42	6.6
SR4	29/9/2014 5:16	29.20	79.0	5.34	2.7	SR4	29/9/2014 11:16	29.42	81.9	5.47	5.2	SR4	29/9/2014 17:16	29.98	84.1	5.62	4.1	SR4	29/9/2014 23:16	29.27	81.1	5.44	6.0
SR4	29/9/2014 5:21	29.19	79.5	5.38	2.7	SR4	29/9/2014 11:21	29.68	85.3	5.69	4.4	SR4	29/9/2014 17:21	29.91	84.2	5.63	4.4	SR4	29/9/2014 23:21	29.28	80.9	5.42	4.9
SR4	29/9/2014 5:26	29.17	80.9	5.48	3.8	SR4	29/9/2014 11:26	29.59	84.8	5.68	4.5	SR4	29/9/2014 17:26	29.79	84.4	5.65	3.3	SR4	29/9/2014 23:26	29.29	80.4	5.39	4.8
SR4	29/9/2014 5:31	29.17	80.7	5.47	3.2	SR4	29/9/2014 11:31	29.46	84.2	5.64	5.8	SR4	29/9/2014 17:31	29.90	84.6	5.65	2.6	SR4	29/9/2014 23:31	29.30	81.0	5.43	4.2
SR4	29/9/2014 5:36	29.17	81.3	5.50	3.3	SR4	29/9/2014 11:36	29.56	84.8	5.68	4.5	SR4	29/9/2014 17:36	29.69	82.9	5.55	4.5	SR4	29/9/2014 23:36	29.30	80.6	5.41	3.9
SR4	29/9/2014 5:41	29.17	82.8	5.61	3.8	SR4	29/9/2014 11:41	29.43	84.3	5.66	4.7	SR4	29/9/2014 17:41	29.83	82.9	5.54	2.7	SR4	29/9/2014 23:41	29.31	80.5	5.40	3.6
SR4	29/9/2014 5:46	29.16	80.7	5.47	3.1	SR4	29/9/2014 11:46	29.49	84.7	5.67	4.4	SR4	29/9/2014 17:46	29.71	83.4	5.58	3.8	SR4	29/9/2014 23:46	29.30	79.7	5.36	2.9
SR4	29/9/2014 5:51	29.15	79.1	5.36	2.9	SR4	29/9/2014 11:51	29.50	84.8	5.68	5.2	SR4	29/9/2014 17:51	29.70	83.5	5.59	3.9	SR4	29/9/2014 23:51	29.33	81.9	5.50	3.5
SR4	29/9/2014 5:56	29.16	81.2	5.51	3.7	SR4	29/9/2014 11:56	29.43	83.8	5.61	5.3	SR4	29/9/2014 17:56	29.65	83.6	5.60	4.0	SR4	29/9/2014 23:56	29.36	81.8	5.49	3.7

Station	Timestamp	Temp (° C)	DO (%)	DO (mg/L)	Tur (NTU)	Station	Timestamp	Temp (° C)	DO (%)	DO (mg/L)	Tur (NTU)	Station	Timestamp	Temp (° C)	DO (%)	DO (mg/L)	Tur (NTU)	Station	Timestamp	Temp (°C)	DO (%)	DO (mg/L)	Tur (NTU)
SR5	29/9/2014 0:00	29.19	72.7	**4.72**	4.7	SR5	29/9/2014 6:00	29.45	76.8	**5.11**	4.4	SR5	29/9/2014 12:00	29.33	70.0	**4.56**	5.2	SR5	29/9/2014 18:00	30.22	86.9	5.69	3.4
SR5	29/9/2014 0:05	29.39	77.1	**5.03**	4.6	SR5	29/9/2014 6:05	29.44	76.8	**5.10**	4.5	SR5	29/9/2014 12:05	29.36	71.3	**4.64**	5.2	SR5	29/9/2014 18:05	30.21	87.2	5.72	3.1
SR5	29/9/2014 0:10	29.36	77.5	**5.07**	3.9	SR5	29/9/2014 6:10	29.44	76.1	**5.06**	4.2	SR5	29/9/2014 12:10	29.37	71.7	**4.67**	4.8	SR5	29/9/2014 18:10	30.21	87.7	5.77	2.8
SR5	29/9/2014 0:15	29.36	76.6	**5.00**	4.0	SR5	29/9/2014 6:15	29.44	76.2	**5.07**	4.5	SR5	29/9/2014 12:15	29.37	70.7	**4.60**	5.1	SR5	29/9/2014 18:15	30.21	86.8	5.70	3.0
SR5	29/9/2014 0:20	29.38	77.6	**5.07**	3.9	SR5	29/9/2014 6:20	29.39	77.4	**5.15**	4.4	SR5	29/9/2014 12:20	29.38	70.0	**4.56**	5.0	SR5	29/9/2014 18:20	30.21	86.6	5.68	3.2
SR5	29/9/2014 0:25	29.39	77.8	**5.09**	3.6	SR5	29/9/2014 6:25	29.42	77.3	**5.14**	4.5	SR5	29/9/2014 12:25	29.46	69.6	**4.54**	4.7	SR5	29/9/2014 18:25	30.21	86.2	5.65	3.5
SR5	29/9/2014 0:30	29.38	76.6	**5.00**	3.8	SR5	29/9/2014 6:30	29.45	76.8	**5.10**	5.4	SR5	29/9/2014 12:30	29.53	70.2	**4.58**	4.3	SR5	29/9/2014 18:30	30.22	86.1	5.65	2.9
SR5	29/9/2014 0:35	29.42	76.5	**5.00**	4.4	SR5	29/9/2014 6:35	29.37	78.2	**5.21**	5.0	SR5	29/9/2014 12:35	29.35	72.5	**4.72**	4.1	SR5	29/9/2014 18:35	30.23	86.9	5.70	3.0
SR5	29/9/2014 0:40	29.38	75.6	**4.93**	4.1	SR5	29/9/2014 6:40	29.39	78.2	**5.21**	5.1	SR5	29/9/2014 12:40	29.35	71.1	**4.63**	4.6	SR5	29/9/2014 18:40	30.26	87.9	5.76	2.8
SR5	29/9/2014 0:45	29.43	76.7	**5.02**	3.5	SR5	29/9/2014 6:45	29.40	77.6	**5.17**	4.8	SR5	29/9/2014 12:45	29.41	69.7	**4.54**	4.9	SR5	29/9/2014 18:45	30.25	87.9	5.77	2.8
SR5	29/9/2014 0:50	29.40	76.3	**4.99**	3.4	SR5	29/9/2014 6:50	29.40	76.5	**5.09**	4.8	SR5	29/9/2014 12:50	29.33	70.5	**4.58**	4.7	SR5	29/9/2014 18:50	30.26	87.7	5.75	3.2
SR5	29/9/2014 0:55	29.39	75.9	**4.96**	3.4	SR5	29/9/2014 6:55	29.39	76.0	**5.06**	4.4	SR5	29/9/2014 12:55	29.31	70.5	**4.58**	4.3	SR5	29/9/2014 18:55	30.26	87.4	5.73	2.8
SR5	29/9/2014 1:00	29.37	75.7	**4.95**	3.5	SR5	29/9/2014 7:00	29.37	76.3	**5.08**	4.0	SR5	29/9/2014 13:00	29.78	72.1	**4.68**	3.8	SR5	29/9/2014 19:00	30.25	87.8	5.76	2.8
SR5	29/9/2014 1:05	29.35	75.0	**4.90**	3.7	SR5	29/9/2014 7:05	29.38	75.9	**5.05**	3.9	SR5	29/9/2014 13:05	29.82	77.9	**5.06**	3.6	SR5	29/9/2014 19:05	30.23	87.2	5.72	2.9
SR5	29/9/2014 1:10	29.27	77.1	**5.04**	4.1	SR5	29/9/2014 7:10	29.40	76.5	**5.09**	4.3	SR5	29/9/2014 13:10	29.84	79.3	**5.16**	4.2	SR5	29/9/2014 19:10	30.21	85.0	5.58	2.8
SR5	29/9/2014 1:15	29.32	74.5	**4.87**	4.0	SR5	29/9/2014 7:15	29.42	76.1	**5.06**	4.8	SR5	29/9/2014 13:15	29.82	79.0	**5.14**	4.4	SR5	29/9/2014 19:15	30.20	81.6	**5.36**	2.7
SR5	29/9/2014 1:20	29.31	75.3	**4.92**	3.9	SR5	29/9/2014 7:20	29.43	76.9	**5.11**	4.9	SR5	29/9/2014 13:20	29.81	78.9	**5.13**	4.3	SR5	29/9/2014 19:20	30.20	82.6	5.42	3.0
SR5	29/9/2014 1:25	29.32	75.0	**4.90**	4.2	SR5	29/9/2014 7:25	29.39	74.2	**4.94**	4.0	SR5	29/9/2014 13:25	29.82	78.5	**5.10**	4.3	SR5	29/9/2014 19:25	30.18	82.9	5.44	3.6
SR5	29/9/2014 1:30	29.31	73.8	**4.82**	3.9	SR5	29/9/2014 7:30	29.40	75.4	**5.02**	4.3	SR5	29/9/2014 13:30	29.81	78.4	**5.10**	4.2	SR5	29/9/2014 19:30	30.19	82.7	5.43	3.2
SR5	29/9/2014 1:35	29.31	74.3	**4.85**	4.3	SR5	29/9/2014 7:35	29.43	77.6	**5.16**	4.5	SR5	29/9/2014 13:35	29.81	78.0	**5.07**	4.6	SR5	29/9/2014 19:35	30.18	83.5	5.48	3.0
SR5	29/9/2014 1:40	29.30	74.3	**4.85**	4.4	SR5	29/9/2014 7:40	29.43	76.9	**5.12**	4.5	SR5	29/9/2014 13:40	29.85	77.7	**5.05**	4.3	SR5	29/9/2014 19:40	30.19	84.8	5.57	3.7
SR5	29/9/2014 1:45	29.28	74.6	**4.87**	4.1	SR5	29/9/2014 7:45	29.45	78.2	**5.20**	4.3	SR5	29/9/2014 13:45	29.81	77.2	**5.02**	4.3	SR5	29/9/2014 19:45	30.17	83.2	5.46	3.0
SR5	29/9/2014 1:50	29.29	74.8	**4.89**	3.2	SR5	29/9/2014 7:50	29.43	76.8	**5.11**	4.6	SR5	29/9/2014 13:50	29.85	76.3	**4.96**	4.4	SR5	29/9/2014 19:50	30.19	86.0	5.65	2.8
SR5	29/9/2014 1:55	29.30	74.0	**4.83**	3.8	SR5	29/9/2014 7:55	29.45	76.5	**5.09**	4.6	SR5	29/9/2014 13:55	29.86	79.1	**5.14**	4.2	SR5	29/9/2014 19:55	30.11	86.9	5.73	2.5
SR5	29/9/2014 2:00	29.29	75.4	**4.93**	3.1	SR5	29/9/2014 8:00	29.42	75.7	**5.04**	3.8	SR5	29/9/2014 14:00	29.84	79.3	**5.15**	4.4	SR5	29/9/2014 20:00	30.18	85.2	5.60	2.5
SR5	29/9/2014 2:05	29.28	76.8	**5.03**	3.5	SR5	29/9/2014 8:05	29.42	76.3	**5.08**	3.8	SR5	29/9/2014 14:05	29.97	79.7	**5.17**	4.0	SR5	29/9/2014 20:05	30.16	83.9	5.51	2.6
SR5	29/9/2014 2:10	29.28	76.1	**4.97**	3.6	SR5	29/9/2014 8:10	29.43	75.9	**5.05**	4.3	SR5	29/9/2014 14:10	29.99	79.8	**5.17**	4.2	SR5	29/9/2014 20:10	30.17	83.6	5.49	2.6
SR5	29/9/2014 2:15	29.30	76.6	**5.01**	3.9	SR5	29/9/2014 8:15	29.43	75.3	**5.01**	3.9	SR5	29/9/2014 14:15	29.95	79.5	**5.16**	**10.1**	SR5	29/9/2014 20:15	30.16	83.7	5.50	2.8
SR5	29/9/2014 2:20	29.30	76.5	**5.01**	3.6	SR5	29/9/2014 8:20	29.45	75.0	**4.99**	4.5	SR5	29/9/2014 14:20	29.92	79.8	**5.17**	4.1	SR5	29/9/2014 20:20	30.16	82.9	5.44	2.5
SR5	29/9/2014 2:25	29.29	76.0	**4.97**	3.5	SR5	29/9/2014 8:25	29.49	74.9	**4.97**	4.7	SR5	29/9/2014 14:25	29.90	79.8	**5.18**	4.7	SR5	29/9/2014 20:25	30.16	81.6	**5.36**	2.7
SR5	29/9/2014 2:30	29.29	76.0	**4.97**	3.6	SR5	29/9/2014 8:30	29.49	75.6	**5.02**	4.5	SR5	29/9/2014 14:30	29.99	79.8	**5.17**	3.8	SR5	29/9/2014 20:30	30.16	81.7	**5.37**	2.7
SR5	29/9/2014 2:35	29.32	76.3	**5.00**	4.2	SR5	29/9/2014 8:35	29.50	76.1	**5.05**	5.3	SR5	29/9/2014 14:35	29.97	79.7	**5.17**	4.0	SR5	29/9/2014 20:35	30.17	81.0	**5.32**	2.8
SR5	29/9/2014 2:40	29.35	77.5	**5.08**	3.5	SR5	29/9/2014 8:40	29.50	76.1	**5.05**	4.7	SR5	29/9/2014 14:40	29.94	79.8	**5.17**	4.3	SR5	29/9/2014 20:40	30.17	79.8	**5.24**	2.6
SR5	29/9/2014 2:45	29.36	77.4	**5.07**	3.5	SR5	29/9/2014 8:45	29.51	75.9	**5.03**	4.8	SR5	29/9/2014 14:45	29.87	79.7	**5.18**	4.6	SR5	29/9/2014 20:45	30.15	82.8	5.43	2.7
SR5	29/9/2014 2:50	29.35	78.2	**5.14**	3.9	SR5	29/9/2014 8:50	29.52	76.6	**5.06**	4.8	SR5	29/9/2014 14:50	29.87	79.3	**5.15**	4.1	SR5	29/9/2014 20:50	30.15	81.4	**5.34**	2.8
SR5	29/9/2014 2:55	29.34	78.1	**5.14**	3.5	SR5	29/9/2014 8:55	29.53	76.5	**5.06**	4.6	SR5	29/9/2014 14:55	29.94	77.5	**5.03**	3.6	SR5	29/9/2014 20:55	30.14	79.6	**5.23**	2.8
SR5	29/9/2014 3:00	29.31	79.9	**5.27**	3.1	SR5	29/9/2014 9:00	29.54	76.5	**5.06**	4.7	SR5	29/9/2014 15:00	29.94	77.2	**5.01**	3.5	SR5	29/9/2014 21:00	30.14	81.9	**5.37**	3.3
SR5	29/9/2014 3:05	29.36	79.2	**5.22**	3.4	SR5	29/9/2014 9:05	29.55	76.1	**5.03**	4.6	SR5	29/9/2014 15:05	29.90	79.0	**5.13**	4.0	SR5	29/9/2014 21:05	30.15	80.8	**5.30**	3.1
SR5	29/9/2014 3:10	29.36	79.1	**5.22**	3.5	SR5	29/9/2014 9:10	29.54	76.0	**5.02**	4.6	SR5	29/9/2014 15:10	29.88	79.2	**5.14**	4.1	SR5	29/9/2014 21:10	30.12	82.3	5.40	2.8
SR5	29/9/2014 3:15	29.41	79.7	**5.26**	3.6	SR5	29/9/2014 9:15	29.55	75.9	**5.02**	4.8	SR5	29/9/2014 15:15	29.96	80.9	**5.25**	3.7	SR5	29/9/2014 21:15	30.13	80.8	**5.30**	3.0
SR5	29/9/2014 3:20	29.40	79.7	**5.26**	3.3	SR5	29/9/2014 9:20	29.54	76.0	**5.02**	4.6	SR5	29/9/2014 15:20	30.03	82.7	**5.37**	3.2	SR5	29/9/2014 21:20	30.06	79.3	**5.20**	2.8
SR5	29/9/2014 3:25	29.40	79.5	**5.24**	2.8	SR5	29/9/2014 9:25	29.51	75.6	**4.99**	4.9	SR5	29/9/2014 15:25	30.01	81.7	**5.30**	3.0	SR5	29/9/2014 21:25	30.10	77.9	**5.12**	2.6
SR5	29/9/2014 3:30	29.42	79.5	**5.24**	3.8	SR5	29/9/2014 9:30	29.50	74.2	**4.90**	5.4	SR5	29/9/2014 15:30	30.03	79.1	**5.13**	2.9	SR5	29/9/2014 21:30	30.00	77.8	**5.10**	3.2
SR5	29/9/2014 3:35	29.41	80.2	**5.30**	3.2	SR5	29/9/2014 9:35	29.49	73.7	**4.86**	5.6	SR5	29/9/2014 15:35	29.98	80.2	**5.20**	3.1	SR5	29/9/2014 21:35	29.84	75.2	**4.91**	4.0
SR5	29/9/2014 3:40	29.39	79.3	**5.24**	3.8	SR5	29/9/2014 9:40	29.49	74.5	**4.91**	5.7	SR5	29/9/2014 15:40	30.04	80.7	**5.23**	3.1	SR5	29/9/2014 21:40	29.66	75.3	**4.91**	3.6
SR5	29/9/2014 3:45	29.38	79.4	**5.25**	3.9	SR5	29/9/2014 9:45	29.44	73.2	**4.81**	5.4	SR5	29/9/2014 15:45	30.04	81.7	**5.30**	3.1	SR5	29/9/2014 21:45	29.59	75.1	**4.89**	4.0
SR5	29/9/2014 3:50	29.36	79.8	**5.30**	3.5	SR5	29/9/2014 9:50	29.44	72.8	**4.79**	6.0	SR5	29/9/2014 15:50	29.99	80.2	**5.21**	3.0	SR5	29/9/2014 21:50	29.57	75.8	**4.93**	4.0
SR5	29/9/2014 3:55	29.43	79.1	**5.24**	4.8	SR5	29/9/2014 9:55	29.41	73.0	**4.79**	6.1	SR5	29/9/2014 15:55	29.96	79.3	**5.15**	3.3	SR5	29/9/2014 21:55	29.56	75.8	**4.93**	4.1
SR5	29/9/2014 4:00	29.42	78.7	**5.20**	4.8	SR5	29/9/2014 10:00	29.40	71.9	**4.72**	5.7	SR5	29/9/2014 16:00	29.96	78.8	**5.12**	3.1	SR5	29/9/2014 22:00	29.56	75.7	**4.92**	4.3
SR5	29/9/2014 4:05	29.42	79.0	**5.23**	4.8	SR5	29/9/2014 10:05	29.38	72.3	**4.74**	5.9	SR5	29/9/2014 16:05	30.03	80.3	**5.20**	3.6	SR5	29/9/2014 22:05	29.56	75.6	**4.92**	3.7
SR5	29/9/2014 4:10	29.42	78.7	**5.20**	4.9	SR5	29/9/2014 10:10	29.39	72.1	**4.73**	5.8	SR5	29/9/2014 16:10	30.05	82.5	**5.36**	3.0	SR5	29/9/2014 22:10	29.55	75.5	**4.91**	3.9
SR5	29/9/2014 4:15	29.40	79.0	**5.23**	4.5	SR5	29/9/2014 10:15	29.39	72.7	**4.76**	5.5	SR5	29/9/2014 16:15	30.01	82.4	**5.36**	3.1	SR5	29/9/2014 22:15	29.55	75.4	**4.90**	4.0
SR5	29/9/2014 4:20	29.42	78.5	**5.20**	4.7	SR5	29/9/2014 10:20	29.40	71.8	**4.71**	6.0	SR5	29/9/2014 16:20	29.95	81.9	**5.33**	3.5	SR5	29/9/2014 22:20	29.55	73.9	**4.81**	3.5
SR5	29/9/2014 4:25	29.41	78.8	**5.21**	4.2	SR5	29/9/2014 10:25	29.39	72.1	**4.72**	6.5	SR5	29/9/2014 16:25	29.91	81.3	**5.29**	3.0	SR5	29/9/2014 22:25	29.55	75.3	**4.89**	3.6
SR5	29/9/2014 4:30	29.41	78.6	**5.20**	4.7	SR5	29/9/2014 10:30	29.39	71.7	**4.69**	5.9	SR5	29/9/2014 16:30	29.93	80.8	**5.26**	3.3	SR5	29/9/2014 22:30	29.53	75.3	**4.89**	3.5
SR5	29/9/2014 4:35	29.39	78.8	**5.22**	4.2	SR5	29/9/2014 10:35	29.36	71.7	**4.69**	6.3	SR5	29/9/2014 16:35	29.91	80.9	**5.26**	3.3	SR5	29/9/2014 22:35	29.54	75.0	**4.87**	3.8
SR5	29/9/2014 4:40	29.40	78.6	**5.20**	4.6	SR5	29/9/2014 10:40	29.38	71.5	**4.68**	5.9	SR5	29/9/2014 16:40	29.92	80.7	**5.25**	3.2	SR5	29/9/2014 22:40	29.53	74.4	**4.84**	4.4
SR5	29/9/2014 4:45	29.40	78.3	**5.18**	4.6	SR5	29/9/2014 10:45	29.36	71.3	**4.66**	6.2	SR5	29/9/2014 16:45	29.92	80.8	**5.26**	3.3	SR5	29/9/2014 22:45	29.52	74.4	**4.83**	3.9
SR5	29/9/2014 4:50	29.35	78.8	**5.23**	4.3	SR5	29/9/2014 10:50	29.36	71.8	**4.70**	7.3	SR5	29/9/2014 16:50	29.92	80.5	**5.24**	3.3	SR5	29/9/2014 22:50	29.52	73.7	**4.79**	4.1
SR5	29/9/2014 4:55	29.41	78.7	**5.22**	4.3	SR5	29/9/2014 10:55	29.37	71.6	**4.68**	5.8	SR5	29/9/2014 16:55	30.09	85.0	5.53	3.6	SR5	29/9/2014 22:55	29.51	71.9	**4.67**	4.1
SR5	29/9/2014 5:00	29.45	78.7	**5.22**	4.1	SR5	29/9/2014 11:00	29.34	72.3	**4.73**	6.0	SR5	29/9/2014 17:00	30.25	87.5	5.70	3.3	SR5	29/9/2014 23:00	29.51	71.8	**4.67**	4.0
SR5	29/9/2014 5:05	29.43	78.9	**5.24**	3.9	SR5	29/9/2014 11:05	29.34	70.3	**4.60**	5.8	SR5	29/9/2014 17:05	30.14	85.6	5.58	3.7	SR5	29/9/2014 23:05	29.50	71.8	**4.66**	4.4
SR5	29/9/2014 5:10	29.46	79.1	**5.26**	3.9	SR5	29/9/2014 11:10	29.33	70.1	**4.58**	6.5	SR5	29/9/2014 17:10	30.15	85.3	5.56	3.8	SR5	29/9/2014 23:10	29.49	72.2	**4.69**	4.8
SR5	29/9/2014 5:15	29.39	79.1	**5.28**	3.8	SR5	29/9/2014 11:15	29.33	70.8	**4.63**	5.9	SR5	29/9/2014 17:15	30.20	86.0	5.62	3.9	SR5	29/9/2014 23:15	29.48	72.6	**4.71**	3.8
SR5	29/9/2014 5:20	29.41	78.7	**5.25**	4.1	SR5	29/9/2014 11:20	29.31	70.2	**4.58**	5.9	SR5	29/9/2014 17:20	30.20	85.8	5.60	3.4	SR5	29/9/2014 23:20	29.48	72.2	**4.69**	4.5
SR5	29/9/2014 5:25	29.45	78.3	**5.21**	4.2	SR5	29/9/2014 11:25	29.30	70.3	**4.58**	5.6	SR5	29/9/2014 17:25	30.19	85.6	5.59	3.8	SR5	29/9/2014 23:25	29.46	72.0	**4.67**	3.9
SR5	29/9/2014 5:30	29.45	78.1	**5.19**	4.5	SR5	29/9/2014 11:30	29.31	70.4	**4.59**	6.3	SR5	29/9/2014 17:30	30.19	85.5	5.58	3.7	SR5	29/9/2014 23:30	29.44	71.2	**4.62**	4.1
SR5	29/9/2014 5:35	29.43	78.1	**5.19**	4.5	SR5	29/9/2014 11:35	29.30	71.8	**4.68**	5.9	SR5	29/9/2014 17:35	30.18	84.8	5.53	3.7	SR5	29/9/2014 23:35	29.43	71.3	**4.63**	4.3
SR5	29/9/2014 5:40	29.41	78.0	**5.19**	4.1	SR5	29/9/2014 11:40	29.30	69.9	**4.55**	5.8	SR5	29/9/2014 17:40	30.19	85.6	5.59	3.4	SR5	29/9/2014 23:40	29.43	70.2	**4.56**	4.2
SR5	29/9/2014 5:45	29.43	77.8	**5.17**	4.5	SR5	29/9/2014 11:45	29.30	69.5	**4.52**	5.9	SR5	29/9/2014 17:45	30.21	87.4	5.73	3.4	SR5	29/9/2014 23:45	29.39	70.6	**4.58**	4.8
SR5	29/9/2014 5:50	29.44	77.6	**5.16**	4.7	SR5	29/9/2014 11:50	29.31	69.3	**4.52**	4.9	SR5	29/9/2014 17:50	30.20	86.6	5.67	3.5	SR5	29/9/2014 23:50	29.39	70.8	**4.59**	4.1
SR5	29/9/2014 5:55	29.45	77.3	**5.14**	5.2	SR5	29/9/2014 11:55	29.33	70.0	**4.57**	5.3	SR5	29/9/2014 17:55	30.22	87.4	5.73	3.2	SR5	29/9/2014 23:55	29.34	70.5	**4.57**	4.4

Station	Timestamp	Temp (° C)	DO (%)	DO (mg/L)	Tur (NTU)	Station	Timestamp	Temp (° C)	DO (%)	DO (mg/L)	Tur (NTU)	Station	Timestamp	Temp (° C)	DO (%)	DO (mg/L)	Tur (NTU)	Station	Timestamp	Temp (°C)	DO (%)	DO (mg/L)	Tur (NTU)
SR9	29/9/2014 0:00	29.83	150.5	9.67	1.8	SR9	29/9/2014 6:00	29.36	128.7	8.33	1.1	SR9	29/9/2014 12:00	29.46	129.0	8.37	3.7	SR9	29/9/2014 18:00	29.83	172.2	11.08	2.5
SR9	29/9/2014 0:05	29.82	150.5	9.67	1.5	SR9	29/9/2014 6:05	29.34	128.1	8.29	1.4	SR9	29/9/2014 12:05	29.52	131.5	8.52	3.3	SR9	29/9/2014 18:05	29.90	175.8	11.30	2.7
SR9	29/9/2014 0:10	29.80	149.6	9.62	1.9	SR9	29/9/2014 6:10	29.35	128.5	8.32	1.5	SR9	29/9/2014 12:10	29.47	129.9	8.43	3.6	SR9	29/9/2014 18:10	29.83	173.3	11.14	2.6
SR9	29/9/2014 0:15	29.78	148.5	9.56	1.9	SR9	29/9/2014 6:15	29.37	128.8	8.34	1.4	SR9	29/9/2014 12:15	29.50	131.0	8.49	3.8	SR9	29/9/2014 18:15	29.89	173.6	11.16	2.7
SR9	29/9/2014 0:20	29.79	148.9	9.55	2.2	SR9	29/9/2014 6:20	29.36	128.7	8.32	1.0	SR9	29/9/2014 12:20	29.50	128.4	8.33	3.6	SR9	29/9/2014 18:20	29.79	171.4	11.03	2.6
SR9	29/9/2014 0:25	29.78	148.5	9.52	2.0	SR9	29/9/2014 6:25	29.37	128.8	8.33	1.5	SR9	29/9/2014 12:25	29.55	128.6	8.33	3.5	SR9	29/9/2014 18:25	29.74	165.6	10.67	3.1
SR9	29/9/2014 0:30	29.76	147.5	9.46	1.7	SR9	29/9/2014 6:30	29.38	127.2	8.24	1.7	SR9	29/9/2014 12:30	29.41	125.0	8.10	**5.7**	SR9	29/9/2014 18:30	29.78	167.7	10.80	3.4
SR9	29/9/2014 0:35	29.76	147.2	9.44	1.9	SR9	29/9/2014 6:35	29.37	127.5	8.26	1.4	SR9	29/9/2014 12:35	29.49	125.5	8.11	4.7	SR9	29/9/2014 18:35	29.79	168.1	10.82	3.0
SR9	29/9/2014 0:40	29.77	147.0	9.44	2.2	SR9	29/9/2014 6:40	29.37	127.2	8.25	2.5	SR9	29/9/2014 12:40	29.46	126.4	8.18	**5.2**	SR9	29/9/2014 18:40	29.79	166.9	10.74	3.1
SR9	29/9/2014 0:45	29.76	146.9	9.42	2.4	SR9	29/9/2014 6:45	29.37	127.9	8.29	1.5	SR9	29/9/2014 12:45	29.48	125.9	8.15	**4.8**	SR9	29/9/2014 18:45	29.80	165.0	10.62	2.9
SR9	29/9/2014 0:50	29.75	146.3	9.38	2.2	SR9	29/9/2014 6:50	29.38	128.3	8.32	1.6	SR9	29/9/2014 12:50	29.45	125.4	8.11	4.5	SR9	29/9/2014 18:50	29.81	162.6	10.47	3.1
SR9	29/9/2014 0:55	29.75	145.9	9.36	2.1	SR9	29/9/2014 6:55	29.38	128.0	8.30	2.5	SR9	29/9/2014 12:55	29.43	124.0	8.03	**5.1**	SR9	29/9/2014 18:55	29.82	164.0	10.55	2.7
SR9	29/9/2014 1:00	29.75	145.7	9.37	2.1	SR9	29/9/2014 7:00	29.35	127.5	8.27	1.2	SR9	29/9/2014 13:00	29.45	125.2	8.10	**5.0**	SR9	29/9/2014 19:00	29.83	164.3	10.57	3.0
SR9	29/9/2014 1:05	29.72	144.9	9.33	2.1	SR9	29/9/2014 7:05	29.34	126.5	8.20	1.0	SR9	29/9/2014 13:05	29.43	126.1	8.17	**5.2**	SR9	29/9/2014 19:05	29.85	165.1	10.64	2.7
SR9	29/9/2014 1:10	29.69	144.8	9.34	2.0	SR9	29/9/2014 7:10	29.30	122.1	7.93	1.6	SR9	29/9/2014 13:10	29.44	126.3	8.18	**5.2**	SR9	29/9/2014 19:10	29.77	161.2	10.40	2.8
SR9	29/9/2014 1:15	29.65	144.4	9.33	2.7	SR9	29/9/2014 7:15	29.31	123.2	7.99	1.5	SR9	29/9/2014 13:15	29.44	127.6	8.27	**4.9**	SR9	29/9/2014 19:15	29.76	158.0	10.19	3.1
SR9	29/9/2014 1:20	29.65	143.9	9.27	2.5	SR9	29/9/2014 7:20	29.34	124.7	8.09	2.0	SR9	29/9/2014 13:20	29.45	128.7	8.34	4.7	SR9	29/9/2014 19:20	29.72	155.8	10.03	3.4
SR9	29/9/2014 1:25	29.63	143.4	9.24	2.2	SR9	29/9/2014 7:25	29.34	124.9	8.11	2.1	SR9	29/9/2014 13:25	29.43	130.6	8.47	4.5	SR9	29/9/2014 19:25	29.68	151.4	9.70	3.4
SR9	29/9/2014 1:30	29.63	142.8	9.19	2.8	SR9	29/9/2014 7:30	29.35	124.7	8.09	1.5	SR9	29/9/2014 13:30	29.44	131.2	8.50	**4.9**	SR9	29/9/2014 19:30	29.67	147.7	9.50	3.8
SR9	29/9/2014 1:35	29.62	142.3	9.15	2.3	SR9	29/9/2014 7:35	29.36	124.2	8.05	1.4	SR9	29/9/2014 13:35	29.50	134.0	8.68	4.3	SR9	29/9/2014 19:35	29.66	145.0	9.33	3.9
SR9	29/9/2014 1:40	29.62	141.3	9.11	2.7	SR9	29/9/2014 7:40	29.37	124.3	8.06	2.3	SR9	29/9/2014 13:40	29.47	135.3	8.76	4.3	SR9	29/9/2014 19:40	29.66	143.6	9.24	3.4
SR9	29/9/2014 1:45	29.60	139.5	9.00	2.2	SR9	29/9/2014 7:45	29.39	126.0	8.17	1.3	SR9	29/9/2014 13:45	29.54	140.1	9.06	4.0	SR9	29/9/2014 19:45	29.64	142.2	9.19	4.3
SR9	29/9/2014 1:50	29.50	136.3	8.80	1.8	SR9	29/9/2014 7:50	29.40	126.7	8.21	1.6	SR9	29/9/2014 13:50	29.53	147.4	9.54	3.5	SR9	29/9/2014 19:50	29.64	141.3	9.13	3.8
SR9	29/9/2014 1:55	29.52	136.3	8.79	1.8	SR9	29/9/2014 7:55	29.41	125.7	8.15	1.7	SR9	29/9/2014 13:55	29.60	150.7	9.75	3.5	SR9	29/9/2014 19:55	29.65	141.2	9.13	3.9
SR9	29/9/2014 2:00	29.53	135.7	8.75	2.1	SR9	29/9/2014 8:00	29.37	123.1	7.98	1.9	SR9	29/9/2014 14:00	29.59	149.5	9.66	4.3	SR9	29/9/2014 20:00	29.65	141.4	9.14	4.0
SR9	29/9/2014 2:05	29.52	135.3	8.73	2.0	SR9	29/9/2014 8:05	29.38	122.0	7.91	2.2	SR9	29/9/2014 14:05	29.62	150.0	9.69	3.8	SR9	29/9/2014 20:05	29.64	139.5	9.02	4.1
SR9	29/9/2014 2:10	29.51	134.7	8.71	1.8	SR9	29/9/2014 8:10	29.37	120.7	7.82	2.1	SR9	29/9/2014 14:10	29.58	148.2	9.59	3.8	SR9	29/9/2014 20:10	29.65	140.3	9.08	4.2
SR9	29/9/2014 2:15	29.52	134.8	8.71	1.8	SR9	29/9/2014 8:15	29.36	119.0	7.71	2.2	SR9	29/9/2014 14:15	29.56	148.4	9.60	4.1	SR9	29/9/2014 20:15	29.65	139.7	9.04	4.2
SR9	29/9/2014 2:20	29.51	134.3	8.67	2.1	SR9	29/9/2014 8:20	29.36	119.6	7.76	2.2	SR9	29/9/2014 14:20	29.57	149.4	9.68	3.8	SR9	29/9/2014 20:20	29.63	137.3	8.88	4.5
SR9	29/9/2014 2:25	29.51	134.1	8.67	1.7	SR9	29/9/2014 8:25	29.37	120.4	7.81	2.2	SR9	29/9/2014 14:25	29.55	150.6	9.76	4.0	SR9	29/9/2014 20:25	29.64	137.5	8.89	4.3
SR9	29/9/2014 2:30	29.52	134.6	8.70	1.2	SR9	29/9/2014 8:30	29.34	117.2	7.61	2.7	SR9	29/9/2014 14:30	29.54	149.5	9.66	**6.1**	SR9	29/9/2014 20:30	29.70	146.8	9.49	3.9
SR9	29/9/2014 2:35	29.55	136.0	8.78	1.7	SR9	29/9/2014 8:35	29.30	115.0	7.46	2.9	SR9	29/9/2014 14:35	29.53	146.1	9.44	4.4	SR9	29/9/2014 20:35	29.69	146.2	9.46	4.0
SR9	29/9/2014 2:40	29.54	135.6	8.76	1.3	SR9	29/9/2014 8:40	29.27	114.1	7.42	2.6	SR9	29/9/2014 14:40	29.54	146.5	9.48	4.1	SR9	29/9/2014 20:40	29.69	147.8	9.49	4.3
SR9	29/9/2014 2:45	29.53	134.9	8.73	1.6	SR9	29/9/2014 8:45	29.24	112.7	7.33	2.8	SR9	29/9/2014 14:45	29.54	147.0	9.49	4.2	SR9	29/9/2014 20:45	29.70	150.7	9.75	4.0
SR9	29/9/2014 2:50	29.52	133.7	8.65	3.1	SR9	29/9/2014 8:50	29.26	113.6	7.38	2.7	SR9	29/9/2014 14:50	29.54	147.5	9.53	4.1	SR9	29/9/2014 20:50	29.68	146.3	9.46	**4.8**
SR9	29/9/2014 2:55	29.49	132.5	8.58	2.3	SR9	29/9/2014 8:55	29.25	112.9	7.35	2.6	SR9	29/9/2014 14:55	29.54	147.9	9.56	3.9	SR9	29/9/2014 20:55	29.69	145.0	9.38	4.0
SR9	29/9/2014 3:00	29.45	130.5	8.45	4.7	SR9	29/9/2014 9:00	29.24	112.1	7.29	2.5	SR9	29/9/2014 15:00	29.56	149.2	9.63	4.3	SR9	29/9/2014 21:00	29.68	143.9	9.32	4.2
SR9	29/9/2014 3:05	29.49	132.6	8.58	1.5	SR9	29/9/2014 9:05	29.24	110.5	7.18	2.2	SR9	29/9/2014 15:05	29.57	150.0	9.68	4.1	SR9	29/9/2014 21:05	29.65	139.4	9.02	4.7
SR9	29/9/2014 3:10	29.51	133.7	8.65	2.0	SR9	29/9/2014 9:10	29.26	111.3	7.23	2.5	SR9	29/9/2014 15:10	29.57	150.2	9.71	4.2	SR9	29/9/2014 21:10	29.65	139.3	9.01	4.4
SR9	29/9/2014 3:15	29.50	133.4	8.63	1.8	SR9	29/9/2014 9:15	29.25	111.1	7.23	2.4	SR9	29/9/2014 15:15	29.56	151.3	9.77	4.0	SR9	29/9/2014 21:15	29.63	138.3	8.94	4.2
SR9	29/9/2014 3:20	29.50	133.5	8.63	1.2	SR9	29/9/2014 9:20	29.26	111.7	7.26	2.3	SR9	29/9/2014 15:20	29.58	153.1	9.89	4.7	SR9	29/9/2014 21:20	29.64	139.0	8.99	4.6
SR9	29/9/2014 3:25	29.50	132.6	8.57	1.6	SR9	29/9/2014 9:25	29.29	112.2	7.29	2.5	SR9	29/9/2014 15:25	29.60	153.7	9.92	4.1	SR9	29/9/2014 21:25	29.63	138.7	8.97	4.0
SR9	29/9/2014 3:30	29.50	133.7	8.64	1.5	SR9	29/9/2014 9:30	29.28	113.7	7.39	2.8	SR9	29/9/2014 15:30	29.65	156.9	10.13	4.6	SR9	29/9/2014 21:30	29.60	136.7	8.86	4.2
SR9	29/9/2014 3:35	29.50	132.9	8.59	3.9	SR9	29/9/2014 9:35	29.34	113.1	7.35	2.3	SR9	29/9/2014 15:35	29.67	158.6	10.24	3.9	SR9	29/9/2014 21:35	29.61	138.2	8.95	3.6
SR9	29/9/2014 3:40	29.49	132.9	8.60	1.5	SR9	29/9/2014 9:40	29.38	112.5	7.31	2.4	SR9	29/9/2014 15:40	29.83	161.0	10.36	4.2	SR9	29/9/2014 21:40	29.62	138.8	8.97	3.7
SR9	29/9/2014 3:45	29.48	132.7	8.58	1.6	SR9	29/9/2014 9:45	29.37	113.4	7.37	2.1	SR9	29/9/2014 15:45	29.70	159.9	10.32	4.2	SR9	29/9/2014 21:45	29.62	139.1	8.90	3.8
SR9	29/9/2014 3:50	29.47	131.7	8.52	1.7	SR9	29/9/2014 9:50	29.43	112.3	7.29	2.2	SR9	29/9/2014 15:50	29.74	161.7	10.44	4.1	SR9	29/9/2014 21:50	29.60	136.4	8.75	3.8
SR9	29/9/2014 3:55	29.45	131.7	8.52	1.9	SR9	29/9/2014 9:55	29.38	112.4	7.30	2.1	SR9	29/9/2014 15:55	29.65	159.4	10.31	3.8	SR9	29/9/2014 21:55	29.57	133.1	8.55	4.0
SR9	29/9/2014 4:00	29.44	131.3	8.50	2.2	SR9	29/9/2014 10:00	29.41	111.8	7.25	2.4	SR9	29/9/2014 16:00	29.93	166.0	10.68	4.0	SR9	29/9/2014 22:00	29.59	134.7	8.65	3.5
SR9	29/9/2014 4:05	29.44	131.5	8.51	1.6	SR9	29/9/2014 10:05	29.40	112.6	7.31	2.2	SR9	29/9/2014 16:05	30.00	174.4	11.21	3.9	SR9	29/9/2014 22:05	29.61	136.2	8.73	3.3
SR9	29/9/2014 4:10	29.44	131.6	8.52	3.2	SR9	29/9/2014 10:10	29.36	114.6	7.44	2.2	SR9	29/9/2014 16:10	29.92	172.7	11.11	3.6	SR9	29/9/2014 22:10	29.60	135.2	8.67	3.3
SR9	29/9/2014 4:15	29.44	130.3	8.44	1.4	SR9	29/9/2014 10:15	29.43	114.6	7.42	2.2	SR9	29/9/2014 16:15	29.89	169.6	10.92	3.8	SR9	29/9/2014 22:15	29.59	135.0	8.65	3.3
SR9	29/9/2014 4:20	29.42	130.7	8.46	1.5	SR9	29/9/2014 10:20	29.41	116.3	7.54	3.0	SR9	29/9/2014 16:20	29.81	167.1	10.77	4.0	SR9	29/9/2014 22:20	29.57	134.3	8.60	3.7
SR9	29/9/2014 4:25	29.42	129.7	8.40	3.9	SR9	29/9/2014 10:25	29.44	115.6	7.50	2.3	SR9	29/9/2014 16:25	29.88	173.8	11.19	3.5	SR9	29/9/2014 22:25	29.58	135.2	8.66	3.6
SR9	29/9/2014 4:30	29.41	129.3	8.37	1.5	SR9	29/9/2014 10:30	29.41	117.1	7.59	2.9	SR9	29/9/2014 16:30	29.90	178.2	11.47	4.0	SR9	29/9/2014 22:30	29.58	137.6	8.81	3.0
SR9	29/9/2014 4:35	29.40	129.2	8.38	2.0	SR9	29/9/2014 10:35	29.41	117.9	7.65	4.3	SR9	29/9/2014 16:35	30.04	182.6	11.73	3.5	SR9	29/9/2014 22:35	29.58	137.1	8.78	3.0
SR9	29/9/2014 4:40	29.39	129.4	8.39	2.2	SR9	29/9/2014 10:40	29.50	116.4	7.55	2.6	SR9	29/9/2014 16:40	30.12	188.7	12.10	3.5	SR9	29/9/2014 22:40	29.57	138.3	8.85	3.3
SR9	29/9/2014 4:45	29.40	128.6	8.33	2.2	SR9	29/9/2014 10:45	29.44	117.9	7.65	2.5	SR9	29/9/2014 16:45	30.09	186.0	11.92	3.3	SR9	29/9/2014 22:45	29.57	139.8	8.95	3.2
SR9	29/9/2014 4:50	29.39	128.1	8.30	2.7	SR9	29/9/2014 10:50	29.60	117.5	7.61	2.1	SR9	29/9/2014 16:50	30.08	186.1	11.94	4.0	SR9	29/9/2014 22:50	29.57	140.0	8.97	2.8
SR9	29/9/2014 4:55	29.39	127.1	8.24	2.0	SR9	29/9/2014 10:55	29.58	118.8	7.70	2.2	SR9	29/9/2014 16:55	29.92	184.5	11.87	3.1	SR9	29/9/2014 22:55	29.54	138.7	8.89	3.0
SR9	29/9/2014 5:00	29.38	126.7	8.21	2.8	SR9	29/9/2014 11:00	29.57	119.9	7.78	2.3	SR9	29/9/2014 17:00	30.09	186.0	11.92	3.3	SR9	29/9/2014 23:00	29.52	136.9	8.87	2.6
SR9	29/9/2014 5:05	29.38	125.5	8.13	1.5	SR9	29/9/2014 11:05	29.63	122.1	7.91	2.0	SR9	29/9/2014 17:05	30.15	187.3	11.99	3.1	SR9	29/9/2014 23:05	29.53	135.5	8.75	2.9
SR9	29/9/2014 5:10	29.38	124.9	8.10	1.9	SR9	29/9/2014 11:10	29.68	125.3	8.11	2.0	SR9	29/9/2014 17:10	29.95	187.0	12.02	3.4	SR9	29/9/2014 23:10	29.55	138.9	8.97	2.6
SR9	29/9/2014 5:15	29.38	125.2	8.12	1.5	SR9	29/9/2014 11:15	29.63	124.6	8.07	2.1	SR9	29/9/2014 17:15	29.91	181.9	11.70	3.1	SR9	29/9/2014 23:15	29.55	146.1	9.45	2.1
SR9	29/9/2014 5:20	29.37	126.7	8.22	1.7	SR9	29/9/2014 11:20	29.62	124.6	8.06	2.3	SR9	29/9/2014 17:20	29.87	177.0	11.37	2.8	SR9	29/9/2014 23:20	29.56	146.0	9.44	2.3
SR9	29/9/2014 5:25	29.37	127.2	8.25	1.4	SR9	29/9/2014 11:25	29.63	124.5	8.06	2.7	SR9	29/9/2014 17:25	29.95	178.0	11.43	**5.2**	SR9	29/9/2014 23:25	29.55	149.0	9.64	2.2
SR9	29/9/2014 5:30	29.37	127.6	8.27	**15.1**	SR9	29/9/2014 11:30	29.59	125.1	8.10	2.9	SR9	29/9/2014 17:30	29.92	178.2	11.44	2.4	SR9	29/9/2014 23:30	29.56	148.2	9.58	2.1
SR9	29/9/2014 5:35	29.37	126.6	8.20	2.8	SR9	29/9/2014 11:35	29.57	125.2	8.11	2.9	SR9	29/9/2014 17:35	30.06	186.5	11.95	2.8	SR9	29/9/2014 23:35	29.55	152.2	9.84	1.9
SR9	29/9/2014 5:40	29.37	126.5	8.20	1.8	SR9	29/9/2014 11:40	29.51	125.2	8.12	3.4	SR9	29/9/2014 17:40	29.86	177.3	11.40	2.7	SR9	29/9/2014 23:40	29.55	151.6	9.80	1.8
SR9	29/9/2014 5:45	29.36	127.1	8.23	1.3	SR9	29/9/2014 11:45	29.58	126.6	8.20	2.9	SR9	29/9/2014 17:45	29.81	171.7	11.04	2.3	SR9	29/9/2014 23:45	29.56	152.1	9.83	2.3
SR9	29/9/2014 5:50	29.36	127.5	8.25	1.2	SR9	29/9/2014 11:50	29.53	127.4	8.25	3.2	SR9	29/9/2014 17:50	29.75	167.4	10.78	2.6	SR9	29/9/2014 23:50	29.55	151.9	9.82	4.2
SR9	29/9/2014 5:55	29.35	126.8	8.20	1.0	SR9	29/9/2014 11:55	29.59	129.5	8.38	3.1	SR9	29/9/2014 17:55	29.87	174.6	11.22	2.8	SR9	29/9/2014 23:55	29.54	153.0	9.86	1.8

Station	Timestamp	Temp (° C)	DO (%)	DO (mg/L)	Tur (NTU)	Station	Timestamp	Temp (° C)	DO (%)	DO (mg/L)	Tur (NTU)	Station	Timestamp	Temp (° C)	DO (%)	DO (mg/L)	Tur (NTU)	Station	Timestamp	Temp (°C)	DO (%)	DO (mg/L)	Tur (NTU)
SR10	29/9/2014 0:00	29.32	69.3	**4.67**	2.8	SR10	29/9/2014 6:00	29.10	80.8	**5.51**	3.1	SR10	29/9/2014 12:00	29.23	71.3	**4.85**	4.3	SR10	29/9/2014 18:00	29.65	89.1	6.04	2.1
SR10	29/9/2014 0:05	29.23	67.4	**4.54**	4.3	SR10	29/9/2014 6:05	29.11	80.8	**5.51**	3.1	SR10	29/9/2014 12:05	29.29	70.5	**4.78**	3.8	SR10	29/9/2014 18:05	29.67	88.9	6.02	2.3
SR10	29/9/2014 0:10	29.15	63.9	**4.31**	3.5	SR10	29/9/2014 6:10	29.08	80.4	**5.49**	2.9	SR10	29/9/2014 12:10	29.25	70.1	**4.75**	3.7	SR10	29/9/2014 18:10	29.65	88.6	6.01	2.1
SR10	29/9/2014 0:15	29.12	64.4	**4.33**	3.9	SR10	29/9/2014 6:15	29.09	80.1	**5.45**	2.5	SR10	29/9/2014 12:15	29.33	68.2	**4.63**	4.1	SR10	29/9/2014 18:15	29.67	87.7	**5.93**	**5.6**
SR10	29/9/2014 0:20	29.05	74.9	**5.06**	**5.5**	SR10	29/9/2014 6:20	29.06	79.2	**5.41**	2.9	SR10	29/9/2014 12:20	29.30	67.5	**4.57**	3.5	SR10	29/9/2014 18:20	29.71	87.4	**5.91**	2.5
SR10	29/9/2014 0:25	29.04	79.4	**5.36**	**5.8**	SR10	29/9/2014 6:25	29.09	79.6	**5.43**	4.2	SR10	29/9/2014 12:25	29.24	66.2	**4.48**	3.8	SR10	29/9/2014 18:25	29.68	87.5	**5.92**	2.4
SR10	29/9/2014 0:30	29.05	79.3	**5.36**	**5.6**	SR10	29/9/2014 6:30	29.09	79.5	**5.42**	4.0	SR10	29/9/2014 12:30	29.23	64.3	**4.36**	4.2	SR10	29/9/2014 18:30	29.67	87.3	**5.91**	2.4
SR10	29/9/2014 0:35	29.17	72.0	**4.86**	4.6	SR10	29/9/2014 6:35	29.08	79.3	**5.41**	3.4	SR10	29/9/2014 12:35	29.22	64.2	**4.35**	**5.5**	SR10	29/9/2014 18:35	29.66	87.1	**5.90**	2.3
SR10	29/9/2014 0:40	29.14	71.1	**4.81**	4.2	SR10	29/9/2014 6:40	29.05	78.6	**5.37**	2.5	SR10	29/9/2014 12:40	29.27	65.4	**4.44**	4.1	SR10	29/9/2014 18:40	29.69	87.0	**5.88**	2.7
SR10	29/9/2014 0:45	29.18	76.3	**5.15**	3.7	SR10	29/9/2014 6:45	29.04	78.3	**5.36**	2.8	SR10	29/9/2014 12:45	29.30	66.4	**4.50**	**4.8**	SR10	29/9/2014 18:45	29.72	87.1	**5.88**	2.7
SR10	29/9/2014 0:50	29.18	75.0	**5.06**	3.6	SR10	29/9/2014 6:50	29.05	77.8	**5.31**	3.1	SR10	29/9/2014 12:50	29.33	61.7	**4.18**	4.2	SR10	29/9/2014 18:50	29.73	87.2	**5.88**	2.7
SR10	29/9/2014 0:55	29.18	76.0	**5.14**	4.0	SR10	29/9/2014 6:55	29.03	78.0	**5.33**	2.7	SR10	29/9/2014 12:55	29.32	63.2	**4.28**	4.1	SR10	29/9/2014 18:55	29.71	86.6	**5.85**	2.8
SR10	29/9/2014 1:00	29.19	77.6	**5.23**	4.0	SR10	29/9/2014 7:00	29.05	78.0	**5.33**	2.6	SR10	29/9/2014 13:00	29.46	65.5	**4.43**	3.5	SR10	29/9/2014 19:00	29.71	86.7	**5.85**	3.0
SR10	29/9/2014 1:05	29.20	79.2	**5.34**	3.5	SR10	29/9/2014 7:05	29.05	77.7	**5.31**	2.5	SR10	29/9/2014 13:05	29.42	64.3	**4.34**	3.4	SR10	29/9/2014 19:05	29.71	87.0	**5.87**	2.9
SR10	29/9/2014 1:10	29.19	77.2	**5.20**	3.7	SR10	29/9/2014 7:10	29.05	78.2	**5.34**	2.4	SR10	29/9/2014 13:10	29.58	65.4	**4.42**	2.8	SR10	29/9/2014 19:10	29.69	86.7	**5.85**	2.5
SR10	29/9/2014 1:15	29.19	76.4	**5.16**	3.7	SR10	29/9/2014 7:15	29.06	78.0	**5.33**	2.6	SR10	29/9/2014 13:15	29.57	81.7	**5.53**	1.9	SR10	29/9/2014 19:15	29.70	85.9	**5.80**	2.8
SR10	29/9/2014 1:20	29.21	77.4	**5.22**	4.1	SR10	29/9/2014 7:20	29.02	77.7	**5.31**	2.5	SR10	29/9/2014 13:20	29.64	79.8	**5.39**	2.8	SR10	29/9/2014 19:20	29.66	86.5	**5.84**	2.8
SR10	29/9/2014 1:25	29.21	80.2	**5.41**	3.6	SR10	29/9/2014 7:25	29.01	77.5	**5.30**	2.5	SR10	29/9/2014 13:25	29.47	78.7	**5.32**	3.3	SR10	29/9/2014 19:25	29.63	86.3	**5.83**	2.2
SR10	29/9/2014 1:30	29.22	78.5	**5.30**	3.5	SR10	29/9/2014 7:30	29.01	77.5	**5.30**	2.7	SR10	29/9/2014 13:30	29.38	78.2	**5.30**	3.1	SR10	29/9/2014 19:30	29.60	86.5	**5.86**	2.3
SR10	29/9/2014 1:35	29.24	81.7	**5.52**	2.0	SR10	29/9/2014 7:35	29.04	77.7	**5.31**	**9.3**	SR10	29/9/2014 13:35	29.46	80.0	**5.41**	3.2	SR10	29/9/2014 19:35	29.56	86.5	**5.86**	4.6
SR10	29/9/2014 1:40	29.06	81.9	**5.56**	2.4	SR10	29/9/2014 7:40	28.98	76.3	**5.22**	2.3	SR10	29/9/2014 13:40	29.46	80.3	**5.44**	4.0	SR10	29/9/2014 19:40	29.65	86.5	**5.86**	2.4
SR10	29/9/2014 1:45	29.06	83.1	**5.63**	**4.8**	SR10	29/9/2014 7:45	29.03	77.5	**5.30**	3.1	SR10	29/9/2014 13:45	29.35	81.0	**5.49**	3.0	SR10	29/9/2014 19:45	29.64	85.8	**5.81**	2.3
SR10	29/9/2014 1:50	29.07	82.9	**5.62**	**6.0**	SR10	29/9/2014 7:50	29.03	77.6	**5.30**	2.4	SR10	29/9/2014 13:50	29.38	80.2	**5.43**	3.0	SR10	29/9/2014 19:50	29.62	79.8	**5.40**	2.4
SR10	29/9/2014 1:55	29.08	83.5	**5.65**	2.5	SR10	29/9/2014 7:55	29.08	76.7	**5.23**	2.7	SR10	29/9/2014 13:55	29.38	82.6	**5.60**	3.6	SR10	29/9/2014 19:55	29.61	76.6	**5.19**	2.7
SR10	29/9/2014 2:00	29.08	83.4	**5.64**	4.1	SR10	29/9/2014 8:00	29.06	78.6	**5.37**	2.5	SR10	29/9/2014 14:00	29.45	85.8	**5.80**	2.5	SR10	29/9/2014 20:00	29.63	84.5	**5.72**	2.4
SR10	29/9/2014 2:05	29.07	83.9	**5.70**	3.2	SR10	29/9/2014 8:05	29.07	79.2	**5.41**	2.8	SR10	29/9/2014 14:05	29.45	87.3	**5.91**	2.0	SR10	29/9/2014 20:05	29.63	78.7	**5.34**	2.1
SR10	29/9/2014 2:10	29.08	83.8	**5.68**	3.5	SR10	29/9/2014 8:10	29.05	78.5	**5.36**	2.7	SR10	29/9/2014 14:10	29.45	87.5	**5.93**	1.7	SR10	29/9/2014 20:10	29.60	83.7	**5.68**	2.3
SR10	29/9/2014 2:15	29.07	83.7	**5.67**	2.0	SR10	29/9/2014 8:15	29.08	78.8	**5.38**	2.5	SR10	29/9/2014 14:15	29.46	87.6	**5.93**	1.8	SR10	29/9/2014 20:15	29.62	74.0	**5.01**	2.3
SR10	29/9/2014 2:20	29.05	84.0	**5.69**	2.6	SR10	29/9/2014 8:20	29.08	79.0	**5.38**	2.4	SR10	29/9/2014 14:20	29.56	87.6	**5.92**	1.7	SR10	29/9/2014 20:20	29.62	72.5	**4.91**	1.2
SR10	29/9/2014 2:25	29.05	83.4	**5.64**	**4.8**	SR10	29/9/2014 8:25	29.08	78.7	**5.38**	2.8	SR10	29/9/2014 14:25	29.74	88.7	**5.96**	1.9	SR10	29/9/2014 20:25	29.62	71.4	**4.82**	2.3
SR10	29/9/2014 2:30	29.07	84.2	**5.69**	**4.9**	SR10	29/9/2014 8:30	29.08	77.8	**5.31**	3.9	SR10	29/9/2014 14:30	29.88	89.7	6.03	1.9	SR10	29/9/2014 20:30	29.61	68.5	**4.63**	2.2
SR10	29/9/2014 2:35	29.08	83.0	**5.60**	**6.6**	SR10	29/9/2014 8:35	29.08	76.9	**5.25**	2.5	SR10	29/9/2014 14:35	29.83	88.4	**5.94**	1.9	SR10	29/9/2014 20:35	29.61	69.2	**4.68**	1.9
SR10	29/9/2014 2:40	29.08	82.1	**5.55**	3.9	SR10	29/9/2014 8:40	29.09	72.9	**4.97**	2.3	SR10	29/9/2014 14:40	29.85	88.0	**5.92**	1.5	SR10	29/9/2014 20:40	29.62	68.4	**4.64**	1.0
SR10	29/9/2014 2:45	29.06	82.0	**5.56**	2.6	SR10	29/9/2014 8:45	29.09	73.0	**5.00**	2.3	SR10	29/9/2014 14:45	29.83	88.4	**5.95**	2.1	SR10	29/9/2014 20:45	29.64	67.2	**4.54**	1.9
SR10	29/9/2014 2:50	29.07	79.8	**5.41**	2.8	SR10	29/9/2014 8:50	29.10	73.0	**4.99**	2.4	SR10	29/9/2014 14:50	29.87	85.7	**5.76**	1.9	SR10	29/9/2014 20:50	29.63	69.6	**4.71**	2.1
SR10	29/9/2014 2:55	29.06	79.5	**5.38**	3.1	SR10	29/9/2014 8:55	29.11	72.7	**4.96**	2.3	SR10	29/9/2014 14:55	29.91	86.9	**5.84**	1.7	SR10	29/9/2014 20:55	29.64	66.2	**4.47**	1.9
SR10	29/9/2014 3:00	29.06	78.2	**5.30**	2.5	SR10	29/9/2014 9:00	29.12	72.4	**4.94**	2.6	SR10	29/9/2014 15:00	29.81	85.8	**5.78**	2.0	SR10	29/9/2014 21:00	29.63	67.2	**4.54**	2.7
SR10	29/9/2014 3:05	29.08	81.9	**5.54**	2.2	SR10	29/9/2014 9:05	29.11	68.2	**4.65**	2.3	SR10	29/9/2014 15:05	29.68	84.4	**5.69**	1.8	SR10	29/9/2014 21:05	29.63	67.6	**4.57**	1.7
SR10	29/9/2014 3:10	29.08	82.2	**5.54**	3.8	SR10	29/9/2014 9:10	29.12	71.1	**4.86**	2.7	SR10	29/9/2014 15:10	29.53	86.0	**5.81**	2.1	SR10	29/9/2014 21:10	29.62	66.1	**4.47**	2.1
SR10	29/9/2014 3:15	29.08	80.1	**5.41**	2.3	SR10	29/9/2014 9:15	29.12	70.0	**4.78**	2.7	SR10	29/9/2014 15:15	29.50	86.3	**5.83**	1.7	SR10	29/9/2014 21:15	29.63	66.9	**4.52**	3.0
SR10	29/9/2014 3:20	29.08	81.0	**5.47**	2.8	SR10	29/9/2014 9:20	29.13	68.7	**4.68**	3.2	SR10	29/9/2014 15:20	29.47	87.3	**5.90**	1.7	SR10	29/9/2014 21:20	29.63	66.8	**4.52**	2.2
SR10	29/9/2014 3:25	29.08	79.8	**5.38**	2.5	SR10	29/9/2014 9:25	29.14	69.8	**4.76**	2.1	SR10	29/9/2014 15:25	29.45	86.4	**5.85**	1.8	SR10	29/9/2014 21:25	29.62	67.6	**4.57**	2.0
SR10	29/9/2014 3:30	29.08	81.4	**5.50**	2.6	SR10	29/9/2014 9:30	29.14	66.9	**4.56**	2.5	SR10	29/9/2014 15:30	29.44	85.5	**5.79**	1.5	SR10	29/9/2014 21:30	29.62	67.5	**4.56**	1.9
SR10	29/9/2014 3:35	29.08	80.9	**5.47**	1.9	SR10	29/9/2014 9:35	29.14	66.3	**4.52**	2.8	SR10	29/9/2014 15:35	29.39	87.6	**5.93**	1.7	SR10	29/9/2014 21:35	29.63	66.5	**4.49**	1.9
SR10	29/9/2014 3:40	29.22	85.4	**5.77**	2.8	SR10	29/9/2014 9:40	29.15	65.6	**4.47**	2.4	SR10	29/9/2014 15:40	29.35	87.6	**5.93**	1.8	SR10	29/9/2014 21:40	29.63	72.9	**4.92**	3.4
SR10	29/9/2014 3:45	29.67	91.2	6.12	**12.6**	SR10	29/9/2014 9:45	29.14	66.6	**4.53**	2.6	SR10	29/9/2014 15:45	29.33	87.3	**5.88**	1.7	SR10	29/9/2014 21:45	29.61	70.8	**4.78**	1.5
SR10	29/9/2014 3:50	29.57	90.7	6.09	**6.1**	SR10	29/9/2014 9:50	29.14	68.8	**4.69**	2.6	SR10	29/9/2014 15:50	29.31	87.4	**5.91**	2.0	SR10	29/9/2014 21:50	29.60	73.7	**4.99**	2.5
SR10	29/9/2014 3:55	29.40	88.2	**5.94**	**5.3**	SR10	29/9/2014 9:55	29.14	68.5	**4.67**	3.8	SR10	29/9/2014 15:55	29.33	85.8	**5.81**	1.6	SR10	29/9/2014 21:55	29.60	75.2	**5.08**	2.2
SR10	29/9/2014 4:00	29.29	86.3	**5.83**	4.3	SR10	29/9/2014 10:00	29.15	70.0	**4.77**	2.7	SR10	29/9/2014 16:00	29.31	87.4	**5.92**	4.3	SR10	29/9/2014 22:00	29.59	75.2	**5.08**	2.3
SR10	29/9/2014 4:05	29.28	86.4	**5.85**	3.9	SR10	29/9/2014 10:05	29.16	70.4	**4.80**	4.6	SR10	29/9/2014 16:05	29.31	86.8	**5.88**	1.7	SR10	29/9/2014 22:05	29.57	75.4	**5.09**	2.5
SR10	29/9/2014 4:10	29.29	86.3	**5.84**	3.0	SR10	29/9/2014 10:10	29.15	71.3	**4.86**	3.9	SR10	29/9/2014 16:10	29.55	82.3	**5.56**	2.0	SR10	29/9/2014 22:10	29.58	78.4	**5.30**	1.8
SR10	29/9/2014 4:15	29.26	85.8	**5.81**	**5.9**	SR10	29/9/2014 10:15	29.14	72.6	**4.94**	4.3	SR10	29/9/2014 16:15	29.85	87.1	**5.88**	2.5	SR10	29/9/2014 22:15	29.58	78.9	**5.33**	2.9
SR10	29/9/2014 4:20	29.26	85.6	**5.79**	4.7	SR10	29/9/2014 10:20	29.15	72.0	**4.91**	3.5	SR10	29/9/2014 16:20	29.93	87.7	**5.91**	2.7	SR10	29/9/2014 22:20	29.56	77.7	**5.25**	3.0
SR10	29/9/2014 4:25	29.27	85.4	**5.77**	**4.9**	SR10	29/9/2014 10:25	29.18	72.2	**4.92**	2.6	SR10	29/9/2014 16:25	29.82	87.2	**5.89**	2.6	SR10	29/9/2014 22:25	29.55	75.5	**5.10**	2.1
SR10	29/9/2014 4:30	29.27	85.9	**5.81**	**14.4**	SR10	29/9/2014 10:30	29.20	73.0	**4.96**	3.0	SR10	29/9/2014 16:30	29.85	88.2	**5.94**	2.5	SR10	29/9/2014 22:30	29.56	75.8	**5.12**	2.7
SR10	29/9/2014 4:35	29.26	85.4	**5.78**	4.3	SR10	29/9/2014 10:35	29.18	72.1	**4.91**	3.7	SR10	29/9/2014 16:35	29.76	87.6	**5.92**	2.4	SR10	29/9/2014 22:35	29.56	79.4	**5.37**	3.2
SR10	29/9/2014 4:40	29.24	85.4	**5.76**	2.8	SR10	29/9/2014 10:40	29.20	71.0	**4.83**	2.9	SR10	29/9/2014 16:40	29.74	87.5	**5.91**	2.9	SR10	29/9/2014 22:40	29.57	80.9	**5.47**	3.1
SR10	29/9/2014 4:45	29.23	84.7	**5.73**	3.2	SR10	29/9/2014 10:45	29.20	73.1	**4.97**	3.3	SR10	29/9/2014 16:45	29.64	87.3	**5.92**	2.9	SR10	29/9/2014 22:45	29.56	79.4	**5.35**	3.0
SR10	29/9/2014 4:50	29.22	84.3	**5.71**	3.0	SR10	29/9/2014 10:50	29.19	73.9	**5.02**	**5.1**	SR10	29/9/2014 16:50	29.60	87.5	**5.93**	2.4	SR10	29/9/2014 22:50	29.55	76.8	**5.19**	3.8
SR10	29/9/2014 4:55	29.21	84.4	**5.72**	2.6	SR10	29/9/2014 10:55	29.24	71.6	**4.86**	3.1	SR10	29/9/2014 16:55	29.69	87.6	**5.93**	2.6	SR10	29/9/2014 22:55	29.53	68.5	**4.63**	3.2
SR10	29/9/2014 5:00	29.20	84.1	**5.69**	3.3	SR10	29/9/2014 11:00	29.20	74.3	**5.06**	4.1	SR10	29/9/2014 17:00	29.65	87.5	**5.93**	2.5	SR10	29/9/2014 23:00	29.49	67.0	**4.53**	2.9
SR10	29/9/2014 5:05	29.18	83.6	**5.67**	3.5	SR10	29/9/2014 11:05	29.25	73.0	**4.96**	3.6	SR10	29/9/2014 17:05	29.61	87.4	**5.92**	2.4	SR10	29/9/2014 23:05	29.51	66.7	**4.52**	3.7
SR10	29/9/2014 5:10	29.17	82.9	**5.63**	3.5	SR10	29/9/2014 11:10	29.21	71.9	**4.88**	4.7	SR10	29/9/2014 17:10	29.55	87.3	**5.92**	3.0	SR10	29/9/2014 23:10	29.47	61.3	**4.15**	2.9
SR10	29/9/2014 5:15	29.20	82.8	**5.63**	4.7	SR10	29/9/2014 11:15	29.28	67.3	**4.58**	3.2	SR10	29/9/2014 17:15	29.55	87.7	**5.95**	2.3	SR10	29/9/2014 23:15	29.49	60.5	**4.10**	2.7
SR10	29/9/2014 5:20	29.19	83.3	**5.65**	3.8	SR10	29/9/2014 11:20	29.25	70.8	**4.81**	**4.9**	SR10	29/9/2014 17:20	29.64	88.4	5.99	2.1	SR10	29/9/2014 23:20	29.50	60.2	**4.07**	2.6
SR10	29/9/2014 5:25	29.17	82.6	**5.61**	4.4	SR10	29/9/2014 11:25	29.26	67.5	**4.59**	4.0	SR10	29/9/2014 17:25	29.60	88.3	5.98	2.4	SR10	29/9/2014 23:25	29.51	69.2	**4.69**	2.2
SR10	29/9/2014 5:30	29.17	82.3	**5.58**	3.5	SR10	29/9/2014 11:30	29.26	67.1	**4.56**	3.9	SR10	29/9/2014 17:30	29.60	88.8	6.02	2.2	SR10	29/9/2014 23:30	29.51	71.7	**4.85**	2.2
SR10	29/9/2014 5:35	29.12	81.6	**5.55**	3.0	SR10	29/9/2014 11:35	29.27	66.5	**4.51**	4.0	SR10	29/9/2014 17:35	29.66	89.4	6.05	2.8	SR10	29/9/2014 23:35	29.49	64.5	**4.37**	2.1
SR10	29/9/2014 5:40	29.15	81.8	**5.56**	3.8	SR10	29/9/2014 11:40	29.24	68.2	**4.63**	4.2	SR10	29/9/2014 17:40	29.67	89.1	6.03	2.3	SR10	29/9/2014 23:40	29.51	71.6	**4.84**	**11.5**
SR10	29/9/2014 5:45	29.12	81.5	**5.54**	3.9	SR10	29/9/2014 11:45	29.19	73.4	**4.99**	**6.2**	SR10	29/9/2014 17:45	29.65	89.0	6.02	2.0	SR10	29/9/2014 23:45	29.48	62.2	**4.21**	**12.5**
SR10	29/9/2014 5:50	29.11	81.2	**5.52**	3.3	SR10	29/9/2014 11:50	29.19	75.5	**5.13**	**5.2**	SR10	29/9/2014 17:50	29.58	88.7	6.01	2.8	SR10	29/9/2014 23:50	29.48	62.6	**4.24**	2.2
SR10	29/9/2014 5:55	29.10	80.7	**5.49**	2.9	SR10	29/9/2014 11:55	29.23	72.0	**4.88**	4.3	SR10	29/9/2014 17:55	29.66	89.2	6.04	2.2	SR10	29/9/2014 23:55	29.52	66.1	**4.48**	1.3

Station	Timestamp	Temp (° C)	DO (%)	DO (mg/L)	Tur (NTU)	Station	Timestamp	Temp (° C)	DO (%)	DO (mg/L)	Tur (NTU)	Station	Timestamp	Temp (° C)	DO (%)	DO (mg/L)	Tur (NTU)	Station	Timestamp	Temp (°C)	DO (%)	DO (mg/L)	Tur (NTU)
SR11	29/9/2014 0:00	29.31	74.8	**4.79**	0.3	SR11	29/9/2014 6:00	29.09	65.5	**4.20**	0.6	SR11	29/9/2014 12:00	29.38	85.0	**5.46**	0.6	SR11	29/9/2014 18:00	29.39	83.1	**5.32**	0.6
SR11	29/9/2014 0:05	29.31	75.2	**4.82**	0.4	SR11	29/9/2014 6:05	29.10	66.7	**4.28**	0.5	SR11	29/9/2014 12:05	29.39	85.5	**5.49**	2.1	SR11	29/9/2014 18:05	29.45	81.7	**5.23**	0.4
SR11	29/9/2014 0:10	29.31	73.2	**4.69**	0.6	SR11	29/9/2014 6:10	29.18	71.7	**4.59**	0.2	SR11	29/9/2014 12:10	29.39	86.2	**5.53**	1.1	SR11	29/9/2014 18:10	29.41	81.3	**5.20**	0.5
SR11	29/9/2014 0:15	29.28	70.0	**4.48**	2.2	SR11	29/9/2014 6:15	29.17	72.0	**4.61**	1.5	SR11	29/9/2014 12:15	29.41	81.1	**5.20**	0.8	SR11	29/9/2014 18:15	29.41	82.8	**5.29**	0.3
SR11	29/9/2014 0:20	29.29	71.5	**4.59**	0.7	SR11	29/9/2014 6:20	29.14	71.5	**4.58**	0.1	SR11	29/9/2014 12:20	29.44	75.6	**4.85**	1.4	SR11	29/9/2014 18:20	29.40	84.5	**5.40**	0.5
SR11	29/9/2014 0:25	29.29	68.7	**4.41**	0.6	SR11	29/9/2014 6:25	29.23	74.4	**4.77**	0.4	SR11	29/9/2014 12:25	29.51	75.8	**4.85**	0.7	SR11	29/9/2014 18:25	29.42	80.0	**5.11**	0.4
SR11	29/9/2014 0:30	29.33	71.5	**4.58**	0.8	SR11	29/9/2014 6:30	29.16	79.9	**5.13**	0.6	SR11	29/9/2014 12:30	29.61	73.2	**4.68**	0.8	SR11	29/9/2014 18:30	29.42	83.5	**5.34**	0.3
SR11	29/9/2014 0:35	29.31	71.4	**4.57**	0.6	SR11	29/9/2014 6:35	29.25	85.2	**5.47**	0.5	SR11	29/9/2014 12:35	29.56	68.9	**4.42**	0.6	SR11	29/9/2014 18:35	29.44	81.8	**5.23**	1.7
SR11	29/9/2014 0:40	29.30	71.8	**4.59**	0.7	SR11	29/9/2014 6:40	29.25	86.0	**5.52**	0.5	SR11	29/9/2014 12:40	29.54	68.5	**4.39**	0.8	SR11	29/9/2014 18:40	29.40	87.8	**5.61**	0.8
SR11	29/9/2014 0:45	29.33	74.1	**4.75**	0.9	SR11	29/9/2014 6:45	29.27	85.2	**5.47**	0.5	SR11	29/9/2014 12:45	29.36	73.5	**4.71**	0.7	SR11	29/9/2014 18:45	29.45	88.1	**5.63**	1.6
SR11	29/9/2014 0:50	29.32	73.4	**4.70**	0.8	SR11	29/9/2014 6:50	29.27	85.1	**5.46**	1.2	SR11	29/9/2014 12:50	29.43	75.1	**4.81**	0.8	SR11	29/9/2014 18:50	29.39	88.6	**5.66**	0.5
SR11	29/9/2014 0:55	29.29	65.8	**4.22**	1.7	SR11	29/9/2014 6:55	29.27	85.1	**5.46**	1.0	SR11	29/9/2014 12:55	29.37	77.0	**4.93**	0.7	SR11	29/9/2014 18:55	29.40	88.0	**5.62**	0.6
SR11	29/9/2014 1:00	29.31	67.3	**4.31**	0.6	SR11	29/9/2014 7:00	29.25	84.5	**5.43**	1.1	SR11	29/9/2014 13:00	29.39	76.7	**4.91**	0.7	SR11	29/9/2014 19:00	29.45	89.0	**5.68**	0.6
SR11	29/9/2014 1:05	29.31	68.8	**4.40**	0.6	SR11	29/9/2014 7:05	29.25	84.0	**5.40**	0.8	SR11	29/9/2014 13:05	29.54	76.1	**4.87**	0.8	SR11	29/9/2014 19:05	29.42	87.7	**5.60**	0.3
SR11	29/9/2014 1:10	29.30	72.0	**4.61**	0.8	SR11	29/9/2014 7:10	29.27	84.5	**5.42**	1.0	SR11	29/9/2014 13:10	29.45	74.4	**4.76**	0.9	SR11	29/9/2014 19:10	29.44	85.7	**5.48**	0.9
SR11	29/9/2014 1:15	29.31	71.2	**4.55**	1.4	SR11	29/9/2014 7:15	29.25	84.6	**5.43**	1.0	SR11	29/9/2014 13:15	29.49	78.5	**5.02**	0.6	SR11	29/9/2014 19:15	29.42	86.7	**5.53**	0.8
SR11	29/9/2014 1:20	29.32	70.2	**4.49**	0.6	SR11	29/9/2014 7:20	29.24	83.9	**5.39**	0.8	SR11	29/9/2014 13:20	29.53	77.0	**4.92**	0.5	SR11	29/9/2014 19:20	29.44	85.4	**5.45**	1.8
SR11	29/9/2014 1:25	29.31	69.0	**4.42**	1.1	SR11	29/9/2014 7:25	29.24	83.0	**5.33**	0.8	SR11	29/9/2014 13:25	29.56	78.2	**5.00**	1.4	SR11	29/9/2014 19:25	29.52	88.4	**5.64**	2.6
SR11	29/9/2014 1:30	29.26	66.4	**4.26**	0.7	SR11	29/9/2014 7:30	29.22	83.7	**5.38**	0.7	SR11	29/9/2014 13:30	29.45	72.9	**4.67**	0.9	SR11	29/9/2014 19:30	29.54	87.0	**5.55**	0.9
SR11	29/9/2014 1:35	29.24	65.7	**4.21**	1.3	SR11	29/9/2014 7:35	29.23	83.8	**5.39**	1.1	SR11	29/9/2014 13:35	29.52	83.6	**5.35**	0.4	SR11	29/9/2014 19:35	29.53	86.6	**5.53**	1.3
SR11	29/9/2014 1:40	29.25	65.6	**4.21**	1.0	SR11	29/9/2014 7:40	29.23	84.1	**5.41**	0.7	SR11	29/9/2014 13:40	29.58	81.4	**5.20**	0.7	SR11	29/9/2014 19:40	29.58	88.9	**5.67**	1.5
SR11	29/9/2014 1:45	29.26	65.5	**4.19**	0.7	SR11	29/9/2014 7:45	29.24	84.4	**5.43**	1.0	SR11	29/9/2014 13:45	29.55	82.6	**5.28**	0.3	SR11	29/9/2014 19:45	29.61	89.7	**5.72**	**9.5**
SR11	29/9/2014 1:50	29.24	68.6	**4.39**	0.7	SR11	29/9/2014 7:50	29.24	83.7	**5.38**	1.0	SR11	29/9/2014 13:50	29.45	78.9	**5.05**	0.7	SR11	29/9/2014 19:50	29.57	90.0	**5.74**	0.8
SR11	29/9/2014 1:55	29.24	66.1	**4.24**	0.6	SR11	29/9/2014 7:55	29.25	83.5	**5.37**	1.0	SR11	29/9/2014 13:55	29.39	83.5	**5.34**	0.4	SR11	29/9/2014 19:55	29.67	89.8	**5.72**	0.8
SR11	29/9/2014 2:00	29.23	72.7	**4.66**	1.7	SR11	29/9/2014 8:00	29.25	84.1	**5.40**	1.4	SR11	29/9/2014 14:00	29.45	85.3	**5.46**	2.0	SR11	29/9/2014 20:00	29.67	91.1	**5.81**	0.4
SR11	29/9/2014 2:05	29.23	73.5	**4.71**	0.8	SR11	29/9/2014 8:05	29.25	84.2	**5.42**	1.4	SR11	29/9/2014 14:05	29.41	83.5	**5.34**	0.4	SR11	29/9/2014 20:05	29.69	91.1	**5.81**	1.6
SR11	29/9/2014 2:10	29.23	74.9	**4.80**	1.2	SR11	29/9/2014 8:10	29.24	84.0	**5.40**	1.2	SR11	29/9/2014 14:10	29.42	84.3	**5.39**	0.6	SR11	29/9/2014 20:10	29.68	90.0	**5.74**	1.5
SR11	29/9/2014 2:15	29.22	78.6	**5.03**	0.7	SR11	29/9/2014 8:15	29.26	83.6	**5.38**	1.0	SR11	29/9/2014 14:15	29.48	82.8	**5.29**	0.5	SR11	29/9/2014 20:15	29.65	90.6	**5.78**	1.7
SR11	29/9/2014 2:20	29.22	75.3	**4.81**	0.8	SR11	29/9/2014 8:20	29.25	83.5	**5.38**	1.0	SR11	29/9/2014 14:20	29.54	85.7	**5.48**	0.7	SR11	29/9/2014 20:20	29.66	90.7	**5.79**	1.1
SR11	29/9/2014 2:25	29.22	78.7	**5.04**	0.4	SR11	29/9/2014 8:25	29.26	83.0	**5.35**	1.0	SR11	29/9/2014 14:25	29.58	85.3	**5.45**	0.9	SR11	29/9/2014 20:25	29.64	90.4	**5.77**	1.0
SR11	29/9/2014 2:30	29.22	79.7	**5.10**	0.8	SR11	29/9/2014 8:30	29.28	83.1	**5.35**	1.2	SR11	29/9/2014 14:30	29.58	87.0	**5.56**	0.8	SR11	29/9/2014 20:30	29.65	89.5	**5.72**	2.8
SR11	29/9/2014 2:35	29.21	76.4	**4.89**	0.4	SR11	29/9/2014 8:35	29.24	83.1	**5.34**	2.1	SR11	29/9/2014 14:35	29.65	86.4	**5.52**	0.2	SR11	29/9/2014 20:35	29.62	88.7	**5.67**	0.3
SR11	29/9/2014 2:40	29.21	76.6	**4.91**	0.2	SR11	29/9/2014 8:40	29.28	82.2	**5.29**	1.2	SR11	29/9/2014 14:40	29.61	85.9	**5.49**	0.3	SR11	29/9/2014 20:40	29.67	89.1	**5.68**	2.7
SR11	29/9/2014 2:45	29.21	72.2	**4.62**	0.1	SR11	29/9/2014 8:45	29.24	82.7	**5.32**	1.2	SR11	29/9/2014 14:45	29.58	85.3	**5.45**	0.3	SR11	29/9/2014 20:45	29.65	88.4	**5.64**	0.4
SR11	29/9/2014 2:50	29.20	72.9	**4.67**	0.5	SR11	29/9/2014 8:50	29.24	82.9	**5.34**	1.7	SR11	29/9/2014 14:50	29.48	81.2	**5.19**	0.9	SR11	29/9/2014 20:50	29.61	88.0	**5.62**	0.7
SR11	29/9/2014 2:55	29.20	70.9	**4.53**	0.5	SR11	29/9/2014 8:55	29.24	82.9	**5.34**	1.9	SR11	29/9/2014 14:55	29.56	79.8	**5.09**	0.5	SR11	29/9/2014 20:55	29.55	87.2	**5.58**	0.6
SR11	29/9/2014 3:00	29.19	69.5	**4.45**	0.3	SR11	29/9/2014 9:00	29.28	82.4	**5.31**	2.3	SR11	29/9/2014 15:00	29.51	79.6	**5.08**	0.8	SR11	29/9/2014 21:00	29.66	89.2	**5.69**	1.1
SR11	29/9/2014 3:05	29.18	69.3	**4.44**	0.9	SR11	29/9/2014 9:05	29.26	82.7	**5.31**	1.4	SR11	29/9/2014 15:05	29.56	78.6	**5.02**	0.6	SR11	29/9/2014 21:05	29.59	88.1	**5.63**	0.7
SR11	29/9/2014 3:10	29.18	71.6	**4.59**	0.2	SR11	29/9/2014 9:10	29.32	82.1	**5.28**	0.9	SR11	29/9/2014 15:10	29.56	78.4	**5.00**	2.2	SR11	29/9/2014 21:10	29.65	89.4	**5.71**	0.2
SR11	29/9/2014 3:15	29.18	74.1	**4.75**	1.3	SR11	29/9/2014 9:15	29.30	82.5	**5.30**	1.7	SR11	29/9/2014 15:15	29.60	79.9	**5.09**	0.5	SR11	29/9/2014 21:15	29.60	88.0	**5.62**	0.7
SR11	29/9/2014 3:20	29.17	72.6	**4.65**	0.5	SR11	29/9/2014 9:20	29.30	82.5	**5.30**	1.2	SR11	29/9/2014 15:20	29.62	80.5	**5.13**	0.3	SR11	29/9/2014 21:20	29.52	87.0	**5.57**	0.4
SR11	29/9/2014 3:25	29.17	72.9	**4.67**	1.9	SR11	29/9/2014 9:25	29.28	83.0	**5.33**	1.5	SR11	29/9/2014 15:25	29.63	79.3	**5.05**	1.0	SR11	29/9/2014 21:25	29.55	87.1	**5.58**	0.4
SR11	29/9/2014 3:30	29.16	64.1	**4.11**	0.4	SR11	29/9/2014 9:30	29.29	83.5	**5.36**	1.1	SR11	29/9/2014 15:30	29.62	78.4	**5.00**	0.2	SR11	29/9/2014 21:30	29.54	87.0	**5.57**	0.6
SR11	29/9/2014 3:35	29.15	66.8	**4.28**	1.3	SR11	29/9/2014 9:35	29.28	84.2	**5.41**	1.4	SR11	29/9/2014 15:35	29.63	80.9	**5.16**	0.2	SR11	29/9/2014 21:35	29.60	87.5	**5.59**	0.8
SR11	29/9/2014 3:40	29.14	63.0	**4.03**	0.5	SR11	29/9/2014 9:40	29.30	85.0	**5.45**	0.9	SR11	29/9/2014 15:40	29.62	78.8	**5.02**	0.2	SR11	29/9/2014 21:40	29.61	88.2	**5.64**	0.5
SR11	29/9/2014 3:45	29.14	60.7	**3.89**	0.4	SR11	29/9/2014 9:45	29.32	85.6	**5.49**	1.0	SR11	29/9/2014 15:45	29.56	79.9	**5.10**	1.3	SR11	29/9/2014 21:45	29.61	87.1	**5.56**	0.5
SR11	29/9/2014 3:50	29.14	58.6	**3.76**	0.1	SR11	29/9/2014 9:50	29.30	83.3	**5.35**	1.2	SR11	29/9/2014 15:50	29.58	78.9	**5.04**	0.2	SR11	29/9/2014 21:50	29.61	88.3	**5.64**	0.8
SR11	29/9/2014 3:55	29.15	65.1	**4.17**	2.1	SR11	29/9/2014 9:55	29.33	75.6	**4.85**	1.0	SR11	29/9/2014 15:55	29.56	78.1	**4.98**	0.4	SR11	29/9/2014 21:55	29.59	86.4	**5.52**	0.8
SR11	29/9/2014 4:00	29.17	65.2	**4.18**	0.5	SR11	29/9/2014 10:00	29.52	84.1	**5.39**	0.7	SR11	29/9/2014 16:00	29.59	76.5	**4.88**	0.4	SR11	29/9/2014 22:00	29.60	88.7	**5.66**	0.2
SR11	29/9/2014 4:05	29.16	65.0	**4.17**	0.7	SR11	29/9/2014 10:05	29.44	84.2	**5.40**	3.1	SR11	29/9/2014 16:05	29.61	76.4	**4.87**	2.6	SR11	29/9/2014 22:05	29.59	86.3	**5.51**	1.8
SR11	29/9/2014 4:10	29.17	64.8	**4.15**	0.7	SR11	29/9/2014 10:10	29.46	84.4	**5.41**	1.4	SR11	29/9/2014 16:10	29.61	76.3	**4.86**	0.1	SR11	29/9/2014 22:10	29.59	87.2	**5.57**	0.4
SR11	29/9/2014 4:15	29.16	67.4	**4.32**	1.1	SR11	29/9/2014 10:15	29.42	84.2	**5.40**	0.6	SR11	29/9/2014 16:15	29.61	76.1	**4.86**	0.1	SR11	29/9/2014 22:15	29.59	87.4	**5.58**	0.5
SR11	29/9/2014 4:20	29.17	63.7	**4.08**	0.7	SR11	29/9/2014 10:20	29.38	84.5	**5.42**	0.8	SR11	29/9/2014 16:20	29.56	78.1	**4.99**	0.9	SR11	29/9/2014 22:20	29.58	84.3	**5.39**	0.1
SR11	29/9/2014 4:25	29.16	63.2	**4.04**	0.8	SR11	29/9/2014 10:25	29.38	84.6	**5.43**	1.5	SR11	29/9/2014 16:25	29.51	79.5	**5.07**	0.8	SR11	29/9/2014 22:25	29.56	86.5	**5.53**	1.3
SR11	29/9/2014 4:30	29.16	62.9	**4.03**	1.2	SR11	29/9/2014 10:30	29.39	84.2	**5.41**	0.7	SR11	29/9/2014 16:30	29.53	76.0	**4.85**	1.0	SR11	29/9/2014 22:30	29.54	86.4	**5.53**	0.7
SR11	29/9/2014 4:35	29.15	66.0	**4.23**	**5.0**	SR11	29/9/2014 10:35	29.36	84.6	**5.44**	0.8	SR11	29/9/2014 16:35	29.53	75.8	**4.84**	0.2	SR11	29/9/2014 22:35	29.54	79.5	**5.10**	0.9
SR11	29/9/2014 4:40	29.15	68.2	**4.36**	1.0	SR11	29/9/2014 10:40	29.36	84.0	**5.40**	0.7	SR11	29/9/2014 16:40	29.57	75.7	**4.83**	0.2	SR11	29/9/2014 22:40	29.53	82.0	**5.25**	0.4
SR11	29/9/2014 4:45	29.15	67.9	**4.35**	1.0	SR11	29/9/2014 10:45	29.37	84.5	**5.43**	0.7	SR11	29/9/2014 16:45	29.63	76.4	**4.87**	0.1	SR11	29/9/2014 22:45	29.53	74.8	**4.79**	0.2
SR11	29/9/2014 4:50	29.14	67.4	**4.32**	1.4	SR11	29/9/2014 10:50	29.38	84.8	**5.45**	0.7	SR11	29/9/2014 16:50	29.54	75.8	**4.84**	0.4	SR11	29/9/2014 22:50	29.52	79.4	**5.09**	0.7
SR11	29/9/2014 4:55	29.13	66.1	**4.24**	0.5	SR11	29/9/2014 10:55	29.39	84.6	**5.44**	0.5	SR11	29/9/2014 16:55	29.58	77.6	**4.95**	0.5	SR11	29/9/2014 22:55	29.52	74.1	**4.74**	0.4
SR11	29/9/2014 5:00	29.13	65.4	**4.19**	0.6	SR11	29/9/2014 11:00	29.41	84.9	**5.45**	1.2	SR11	29/9/2014 17:00	29.53	77.5	**4.95**	0.5	SR11	29/9/2014 23:00	29.51	77.4	**4.95**	0.4
SR11	29/9/2014 5:05	29.11	66.7	**4.28**	0.3	SR11	29/9/2014 11:05	29.39	84.7	**5.44**	0.8	SR11	29/9/2014 17:05	29.49	79.9	**5.10**	0.9	SR11	29/9/2014 23:05	29.51	77.2	**4.94**	0.2
SR11	29/9/2014 5:10	29.11	65.6	**4.21**	0.6	SR11	29/9/2014 11:10	29.34	84.4	**5.43**	1.1	SR11	29/9/2014 17:10	29.66	75.7	**4.82**	0.1	SR11	29/9/2014 23:10	29.46	79.9	**5.13**	1.4
SR11	29/9/2014 5:15	29.13	69.0	**4.42**	0.6	SR11	29/9/2014 11:15	29.36	85.1	**5.46**	0.9	SR11	29/9/2014 17:15	29.37	81.0	**5.18**	0.4	SR11	29/9/2014 23:15	29.48	80.4	**5.16**	0.9
SR11	29/9/2014 5:20	29.09	66.6	**4.27**	0.4	SR11	29/9/2014 11:20	29.35	84.6	**5.43**	0.6	SR11	29/9/2014 17:20	29.47	80.7	**5.16**	0.6	SR11	29/9/2014 23:20	29.44	79.4	**5.09**	0.3
SR11	29/9/2014 5:25	29.10	67.6	**4.34**	0.3	SR11	29/9/2014 11:25	29.36	85.4	**5.48**	0.7	SR11	29/9/2014 17:25	29.51	79.3	**5.06**	0.2	SR11	29/9/2014 23:25	29.44	80.8	**5.19**	0.4
SR11	29/9/2014 5:30	29.09	66.4	**4.26**	1.1	SR11	29/9/2014 11:30	29.37	85.4	**5.49**	0.6	SR11	29/9/2014 17:30	29.52	78.4	**5.00**	0.1	SR11	29/9/2014 23:30	29.47	75.4	**4.83**	0.2
SR11	29/9/2014 5:35	29.10	71.4	**4.57**	0.5	SR11	29/9/2014 11:35	29.38	85.6	**5.50**	1.2	SR11	29/9/2014 17:35	29.50	78.6	**5.02**	0.2	SR11	29/9/2014 23:35	29.44	80.0	**5.13**	0.4
SR11	29/9/2014 5:40	29.09	66.4	**4.27**	1.7	SR11	29/9/2014 11:40	29.39	85.8	**5.51**	1.2	SR11	29/9/2014 17:40	29.50	78.7	**5.03**	0.1	SR11	29/9/2014 23:40	29.42	82.6	**5.30**	1.1
SR11	29/9/2014 5:45	29.10	69.4	**4.45**	0.4	SR11	29/9/2014 11:45	29.39	85.2	**5.47**	0.6	SR11	29/9/2014 17:45	29.50	79.1	**5.05**	0.9	SR11	29/9/2014 23:45	29.43	78.4	**5.03**	0.6
SR11	29/9/2014 5:50	29.10	67.2	**4.31**	0.5	SR11	29/9/2014 11:50	29.38	85.5	**5.48**	0.6	SR11	29/9/2014 17:50	29.49	79.1	**5.05**	0.3	SR11	29/9/2014 23:50	29.52	86.4	**5.53**	1.3
SR11	29/9/2014 5:55	29.10	71.2	**4.57**	1.1	SR11	29/9/2014 11:55	29.38	85.0	**5.46**	0.7	SR11	29/9/2014 17:55	29.48	82.4	**5.27**	0.9	SR11	29/9/2014 23:55	29.52	82.9	**5.31**	0.4

Station	Timestamp	Temp (° C)	DO (%)	DO (mg/L)	Tur (NTU)	Station	Timestamp	Temp (° C)	DO (%)	DO (mg/L)	Tur (NTU)	Station	Timestamp	Temp (° C)	DO (%)	DO (mg/L)	Tur (NTU)	Station	Timestamp	Temp (°C)	DO (%)	DO (mg/L)	Tur (NTU)
SR12	29/9/2014 0:01	29.11	66.6	4.34	5.1	SR12	29/9/2014 6:01	29.18	70.3	4.61	6.2	SR12	29/9/2014 12:01	29.35	65.6	4.26	4.7	SR12	29/9/2014 18:01	29.54	71.1	4.62	7.7
SR12	29/9/2014 0:06	29.13	66.9	4.36	4.7	SR12	29/9/2014 6:06	29.19	70.5	4.62	6.3	SR12	29/9/2014 12:06	29.33	63.4	4.11	5.0	SR12	29/9/2014 18:06	29.55	72.9	4.74	5.6
SR12	29/9/2014 0:11	29.14	66.4	4.33	5.5	SR12	29/9/2014 6:11	29.19	71.2	4.67	6.1	SR12	29/9/2014 12:11	29.31	62.0	4.03	4.5	SR12	29/9/2014 18:11	29.55	71.9	4.67	6.1
SR12	29/9/2014 0:16	29.14	66.0	4.30	6.0	SR12	29/9/2014 6:16	29.20	71.2	4.67	5.9	SR12	29/9/2014 12:16	29.97	70.8	4.57	2.5	SR12	29/9/2014 18:16	29.55	72.3	4.70	6.0
SR12	29/9/2014 0:21	29.14	65.6	4.27	5.4	SR12	29/9/2014 6:21	29.20	71.0	4.66	6.0	SR12	29/9/2014 12:21	29.45	69.4	4.50	4.3	SR12	29/9/2014 18:21	29.54	71.5	4.64	6.9
SR12	29/9/2014 0:26	29.16	66.5	4.34	4.7	SR12	29/9/2014 6:26	29.21	71.1	4.67	6.0	SR12	29/9/2014 12:26	29.52	66.1	4.28	3.9	SR12	29/9/2014 18:26	29.53	72.5	4.71	6.5
SR12	29/9/2014 0:31	29.19	66.6	4.35	5.0	SR12	29/9/2014 6:31	29.21	71.1	4.67	6.0	SR12	29/9/2014 12:31	29.38	67.5	4.38	3.9	SR12	29/9/2014 18:31	29.56	72.9	4.74	6.4
SR12	29/9/2014 0:36	29.24	69.7	4.55	4.1	SR12	29/9/2014 6:36	29.22	71.2	4.68	6.7	SR12	29/9/2014 12:36	29.53	69.9	4.53	3.5	SR12	29/9/2014 18:36	29.58	74.4	4.84	5.2
SR12	29/9/2014 0:41	29.25	69.1	4.52	4.0	SR12	29/9/2014 6:41	29.22	71.3	4.69	5.9	SR12	29/9/2014 12:41	29.46	67.7	4.39	3.5	SR12	29/9/2014 18:41	29.56	73.8	4.80	5.1
SR12	29/9/2014 0:46	29.27	68.6	4.48	4.4	SR12	29/9/2014 6:46	29.22	71.4	4.69	6.0	SR12	29/9/2014 12:46	29.54	69.3	4.49	3.1	SR12	29/9/2014 18:46	29.58	72.7	4.73	5.4
SR12	29/9/2014 0:51	29.29	69.2	4.52	4.5	SR12	29/9/2014 6:51	29.22	71.2	4.68	6.1	SR12	29/9/2014 12:51	29.46	68.6	4.45	3.6	SR12	29/9/2014 18:51	29.57	72.2	4.69	5.6
SR12	29/9/2014 0:56	29.32	70.5	4.61	4.0	SR12	29/9/2014 6:56	29.23	71.3	4.69	6.1	SR12	29/9/2014 12:56	29.43	68.7	4.45	3.4	SR12	29/9/2014 18:56	29.55	71.1	4.62	7.0
SR12	29/9/2014 1:01	29.32	70.6	4.61	4.2	SR12	29/9/2014 7:01	29.23	70.8	4.65	5.8	SR12	29/9/2014 13:01	29.34	64.2	4.17	3.8	SR12	29/9/2014 19:01	29.57	73.6	4.78	5.0
SR12	29/9/2014 1:06	29.32	70.4	4.61	4.3	SR12	29/9/2014 7:06	29.23	71.0	4.67	5.9	SR12	29/9/2014 13:06	29.60	70.0	4.53	3.2	SR12	29/9/2014 19:06	29.58	72.9	4.73	6.5
SR12	29/9/2014 1:11	29.34	71.1	4.65	3.9	SR12	29/9/2014 7:11	29.21	71.3	4.69	5.2	SR12	29/9/2014 13:11	29.48	67.3	4.36	3.8	SR12	29/9/2014 19:11	29.57	72.5	4.71	5.8
SR12	29/9/2014 1:16	29.35	70.9	4.63	4.2	SR12	29/9/2014 7:16	29.23	71.4	4.70	5.6	SR12	29/9/2014 13:16	29.70	68.2	4.41	2.9	SR12	29/9/2014 19:16	29.56	70.7	4.59	5.8
SR12	29/9/2014 1:21	29.36	71.6	4.68	3.9	SR12	29/9/2014 7:21	29.23	70.4	4.63	8.3	SR12	29/9/2014 13:21	29.50	67.2	4.35	3.7	SR12	29/9/2014 19:21	29.54	69.3	4.50	5.4
SR12	29/9/2014 1:26	29.36	70.7	4.62	4.3	SR12	29/9/2014 7:26	29.23	71.1	4.68	6.3	SR12	29/9/2014 13:26	29.79	71.4	4.61	3.3	SR12	29/9/2014 19:26	29.53	71.1	4.62	4.8
SR12	29/9/2014 1:31	29.38	71.1	4.65	4.3	SR12	29/9/2014 7:31	29.23	72.6	4.78	6.3	SR12	29/9/2014 13:31	29.64	69.1	4.46	4.1	SR12	29/9/2014 19:31	29.55	72.7	4.72	5.4
SR12	29/9/2014 1:36	29.37	70.2	4.59	5.0	SR12	29/9/2014 7:36	29.24	72.4	4.77	6.3	SR12	29/9/2014 13:36	29.91	76.0	4.91	3.8	SR12	29/9/2014 19:36	29.55	72.9	4.74	4.8
SR12	29/9/2014 1:41	29.38	70.6	4.61	4.4	SR12	29/9/2014 7:41	29.25	73.1	4.82	5.6	SR12	29/9/2014 13:41	29.88	75.2	4.86	3.3	SR12	29/9/2014 19:41	29.55	72.1	4.68	4.6
SR12	29/9/2014 1:46	29.38	71.9	4.71	4.0	SR12	29/9/2014 7:46	29.25	73.2	4.83	5.4	SR12	29/9/2014 13:46	29.92	76.5	4.95	3.3	SR12	29/9/2014 19:46	29.55	72.3	4.70	4.7
SR12	29/9/2014 1:51	29.38	70.6	4.62	4.8	SR12	29/9/2014 7:51	29.25	72.1	4.75	5.7	SR12	29/9/2014 13:51	29.92	77.6	5.03	3.2	SR12	29/9/2014 19:51	29.54	71.1	4.62	4.7
SR12	29/9/2014 1:56	29.38	71.1	4.65	4.4	SR12	29/9/2014 7:56	29.25	70.3	4.63	6.5	SR12	29/9/2014 13:56	29.91	77.2	5.00	3.0	SR12	29/9/2014 19:56	29.52	70.8	4.60	4.5
SR12	29/9/2014 2:01	29.37	70.4	4.60	5.5	SR12	29/9/2014 8:01	29.26	72.8	4.80	5.6	SR12	29/9/2014 14:01	29.87	76.2	4.93	3.2	SR12	29/9/2014 20:01	29.53	72.3	4.70	4.2
SR12	29/9/2014 2:06	29.37	70.7	4.62	4.6	SR12	29/9/2014 8:06	29.28	73.8	4.86	5.1	SR12	29/9/2014 14:06	29.90	77.0	4.99	3.0	SR12	29/9/2014 20:06	29.52	70.3	4.57	4.5
SR12	29/9/2014 2:11	29.37	70.1	4.59	5.0	SR12	29/9/2014 8:11	29.27	72.2	4.76	7.2	SR12	29/9/2014 14:11	29.89	76.9	4.98	3.1	SR12	29/9/2014 20:11	29.49	69.6	4.52	4.4
SR12	29/9/2014 2:16	29.37	70.2	4.60	4.4	SR12	29/9/2014 8:16	29.27	71.9	4.74	5.6	SR12	29/9/2014 14:16	29.82	77.1	5.00	3.1	SR12	29/9/2014 20:16	29.46	70.2	4.56	5.1
SR12	29/9/2014 2:21	29.36	69.9	4.57	5.1	SR12	29/9/2014 8:21	29.26	70.0	4.61	6.5	SR12	29/9/2014 14:21	29.81	77.1	5.00	3.0	SR12	29/9/2014 20:21	29.42	69.5	4.51	5.3
SR12	29/9/2014 2:26	29.35	69.3	4.53	5.0	SR12	29/9/2014 8:26	29.27	71.5	4.71	5.9	SR12	29/9/2014 14:26	29.79	77.3	5.02	3.8	SR12	29/9/2014 20:26	29.41	70.0	4.54	5.7
SR12	29/9/2014 2:31	29.36	69.6	4.55	4.7	SR12	29/9/2014 8:31	29.30	71.9	4.74	5.3	SR12	29/9/2014 14:31	29.80	77.9	5.06	3.1	SR12	29/9/2014 20:31	29.40	68.2	4.42	5.2
SR12	29/9/2014 2:36	29.33	68.0	4.44	5.6	SR12	29/9/2014 8:36	29.27	71.0	4.67	5.9	SR12	29/9/2014 14:36	29.78	77.2	5.01	3.9	SR12	29/9/2014 20:36	29.40	69.1	4.48	5.0
SR12	29/9/2014 2:41	29.34	68.7	4.49	5.4	SR12	29/9/2014 8:41	29.26	69.6	4.58	5.8	SR12	29/9/2014 14:41	29.76	77.8	5.05	3.2	SR12	29/9/2014 20:41	29.37	67.6	4.39	5.2
SR12	29/9/2014 2:46	29.33	67.7	4.42	5.9	SR12	29/9/2014 8:46	29.28	70.5	4.63	5.3	SR12	29/9/2014 14:46	29.74	77.0	5.01	3.8	SR12	29/9/2014 20:46	29.36	67.7	4.39	5.8
SR12	29/9/2014 2:51	29.33	67.8	4.43	5.1	SR12	29/9/2014 8:51	29.26	68.8	4.51	6.3	SR12	29/9/2014 14:51	29.72	76.4	4.96	3.8	SR12	29/9/2014 20:51	29.33	66.0	4.28	6.4
SR12	29/9/2014 2:56	29.29	66.7	4.35	7.9	SR12	29/9/2014 8:56	29.23	67.5	4.42	5.9	SR12	29/9/2014 14:56	29.72	77.0	5.01	3.7	SR12	29/9/2014 20:56	29.30	65.3	4.23	7.8
SR12	29/9/2014 3:01	29.32	67.9	4.44	5.2	SR12	29/9/2014 9:01	29.26	68.0	4.46	4.5	SR12	29/9/2014 15:01	29.77	79.2	5.15	3.4	SR12	29/9/2014 21:01	29.28	64.5	4.18	8.6
SR12	29/9/2014 3:06	29.32	67.8	4.43	5.0	SR12	29/9/2014 9:06	29.23	66.8	4.37	5.8	SR12	29/9/2014 15:06	29.70	77.6	5.05	3.6	SR12	29/9/2014 21:06	29.26	64.0	4.15	9.2
SR12	29/9/2014 3:11	29.28	66.3	4.33	9.7	SR12	29/9/2014 9:11	29.22	66.7	4.36	6.0	SR12	29/9/2014 15:11	29.69	76.1	4.95	3.7	SR12	29/9/2014 21:11	29.26	64.9	4.20	9.2
SR12	29/9/2014 3:16	29.30	67.4	4.40	7.3	SR12	29/9/2014 9:16	29.22	65.9	4.31	5.8	SR12	29/9/2014 15:16	29.68	77.0	5.01	3.5	SR12	29/9/2014 21:16	29.26	65.0	4.21	9.1
SR12	29/9/2014 3:21	29.30	67.3	4.40	6.3	SR12	29/9/2014 9:21	29.22	66.1	4.32	6.3	SR12	29/9/2014 15:21	29.67	76.1	4.95	3.9	SR12	29/9/2014 21:21	29.27	65.2	4.22	**10.5**
SR12	29/9/2014 3:26	29.30	66.7	4.35	6.7	SR12	29/9/2014 9:26	29.20	65.3	4.26	6.6	SR12	29/9/2014 15:26	29.67	76.1	4.95	3.9	SR12	29/9/2014 21:26	29.28	65.6	4.25	9.8
SR12	29/9/2014 3:31	29.29	67.1	4.38	**10.6**	SR12	29/9/2014 9:31	29.23	65.7	4.29	5.9	SR12	29/9/2014 15:31	29.66	76.1	4.95	3.8	SR12	29/9/2014 21:31	29.28	65.1	4.22	**10.1**
SR12	29/9/2014 3:36	29.29	66.8	4.36	9.2	SR12	29/9/2014 9:36	29.21	63.4	4.14	8.7	SR12	29/9/2014 15:36	29.73	78.0	5.08	3.8	SR12	29/9/2014 21:36	29.28	64.9	4.21	9.6
SR12	29/9/2014 3:41	29.29	67.9	4.43	8.1	SR12	29/9/2014 9:41	29.21	64.6	4.22	5.8	SR12	29/9/2014 15:41	29.74	77.5	5.04	3.7	SR12	29/9/2014 21:41	29.27	64.3	4.17	9.6
SR12	29/9/2014 3:46	29.29	67.2	4.38	7.8	SR12	29/9/2014 9:46	29.23	65.8	4.29	7.8	SR12	29/9/2014 15:46	29.77	78.1	5.08	3.7	SR12	29/9/2014 21:46	29.27	63.8	4.13	9.1
SR12	29/9/2014 3:51	29.29	66.8	4.36	7.6	SR12	29/9/2014 9:51	29.25	66.6	4.35	6.1	SR12	29/9/2014 15:51	29.76	77.4	5.03	4.1	SR12	29/9/2014 21:51	29.27	64.8	4.20	9.9
SR12	29/9/2014 3:56	29.28	67.9	4.43	**10.1**	SR12	29/9/2014 9:56	29.21	65.9	4.29	9.5	SR12	29/9/2014 15:56	29.84	80.0	5.20	3.3	SR12	29/9/2014 21:56	29.26	63.9	4.14	**10.9**
SR12	29/9/2014 4:01	29.27	67.5	4.41	**11.4**	SR12	29/9/2014 10:01	29.23	66.3	4.32	9.3	SR12	29/9/2014 16:01	29.81	78.4	5.09	4.2	SR12	29/9/2014 22:01	29.27	63.9	4.14	8.4
SR12	29/9/2014 4:06	29.27	68.2	4.46	**13.0**	SR12	29/9/2014 10:06	29.22	64.9	4.23	9.3	SR12	29/9/2014 16:06	29.80	77.8	5.05	4.1	SR12	29/9/2014 22:06	29.27	64.6	4.19	9.2
SR12	29/9/2014 4:11	29.26	68.8	4.49	**11.9**	SR12	29/9/2014 10:11	29.26	66.8	4.35	8.3	SR12	29/9/2014 16:11	29.77	76.7	4.98	4.0	SR12	29/9/2014 22:11	29.28	64.4	4.17	7.3
SR12	29/9/2014 4:16	29.24	68.8	4.50	**10.2**	SR12	29/9/2014 10:16	29.35	68.1	4.44	7.6	SR12	29/9/2014 16:16	29.78	76.9	5.00	3.7	SR12	29/9/2014 22:16	29.28	63.9	4.14	7.5
SR12	29/9/2014 4:21	29.22	68.9	4.49	9.4	SR12	29/9/2014 10:21	29.31	66.8	4.35	8.9	SR12	29/9/2014 16:21	29.71	74.8	4.86	4.3	SR12	29/9/2014 22:21	29.30	66.2	4.30	4.6
SR12	29/9/2014 4:26	29.20	69.3	4.52	7.9	SR12	29/9/2014 10:26	29.37	68.2	4.44	8.3	SR12	29/9/2014 16:26	29.75	76.3	4.96	3.9	SR12	29/9/2014 22:26	29.27	64.0	4.14	7.3
SR12	29/9/2014 4:31	29.20	68.8	4.49	8.5	SR12	29/9/2014 10:31	29.34	68.4	4.46	9.0	SR12	29/9/2014 16:31	29.72	75.1	4.88	3.9	SR12	29/9/2014 22:31	29.28	63.0	4.08	7.1
SR12	29/9/2014 4:36	29.20	68.3	4.45	9.1	SR12	29/9/2014 10:36	29.35	67.8	4.42	7.1	SR12	29/9/2014 16:36	29.73	75.5	4.90	4.0	SR12	29/9/2014 22:36	29.26	63.3	4.10	6.3
SR12	29/9/2014 4:41	29.20	67.7	4.41	9.0	SR12	29/9/2014 10:41	29.37	68.3	4.45	6.3	SR12	29/9/2014 16:41	29.70	74.7	4.85	4.0	SR12	29/9/2014 22:41	29.26	62.7	4.06	6.0
SR12	29/9/2014 4:46	29.18	67.7	4.42	8.1	SR12	29/9/2014 10:46	29.44	69.6	4.55	4.7	SR12	29/9/2014 16:46	29.69	74.4	4.83	4.4	SR12	29/9/2014 22:46	29.27	62.6	4.06	5.2
SR12	29/9/2014 4:51	29.17	67.5	4.41	7.9	SR12	29/9/2014 10:51	29.32	66.5	4.34	6.8	SR12	29/9/2014 16:51	29.71	75.9	4.93	4.1	SR12	29/9/2014 22:51	29.28	63.1	4.09	5.7
SR12	29/9/2014 4:56	29.16	68.2	4.45	8.2	SR12	29/9/2014 10:56	29.34	66.8	4.36	5.9	SR12	29/9/2014 16:56	29.67	73.8	4.79	4.8	SR12	29/9/2014 22:56	29.28	63.3	4.10	5.4
SR12	29/9/2014 5:01	29.16	68.6	4.48	7.0	SR12	29/9/2014 11:01	29.38	67.7	4.42	5.5	SR12	29/9/2014 17:01	29.67	75.2	4.88	5.0	SR12	29/9/2014 23:01	29.27	63.0	4.09	4.6
SR12	29/9/2014 5:06	29.16	68.5	4.48	8.1	SR12	29/9/2014 11:06	29.28	66.3	4.32	6.2	SR12	29/9/2014 17:06	29.65	73.6	4.78	5.5	SR12	29/9/2014 23:06	29.28	64.8	4.20	6.1
SR12	29/9/2014 5:11	29.16	68.6	4.48	9.6	SR12	29/9/2014 11:11	29.34	67.3	4.39	5.8	SR12	29/9/2014 17:11	29.66	74.9	4.87	5.2	SR12	29/9/2014 23:11	29.26	65.7	4.27	3.7
SR12	29/9/2014 5:16	29.16	70.1	4.58	7.1	SR12						SR12	29/9/2014 17:16	29.67	74.8	4.86	5.0	SR12	29/9/2014 23:16	29.27	63.0	4.08	4.9
SR12	29/9/2014 5:21	29.15	69.4	4.54	**10.5**	SR12						SR12	29/9/2014 17:21	29.54	71.2	4.63	7.2	SR12	29/9/2014 23:21	29.28	63.9	4.14	5.2
SR12	29/9/2014 5:26	29.15	69.6	4.55	9.8	SR12						SR12	29/9/2014 17:26	29.62	73.2	4.75	5.3	SR12	29/9/2014 23:26	29.26	64.0	4.15	4.3
SR12	29/9/2014 5:31	29.16	70.8	4.63	6.9	SR12						SR12	29/9/2014 17:31	29.62	73.8	4.80	4.9	SR12	29/9/2014 23:31	29.28	64.5	4.18	6.0
SR12	29/9/2014 5:36	29.16	70.1	4.59	6.9	SR12						SR12	29/9/2014 17:36	29.62	73.5	4.78	5.5	SR12	29/9/2014 23:36	29.28	64.7	4.19	5.9
SR12	29/9/2014 5:41	29.17	69.9	4.57	6.4	SR12						SR12	29/9/2014 17:41	29.59	72.3	4.70	5.9	SR12	29/9/2014 23:41	29.28	64.6	4.18	5.5
SR12	29/9/2014 5:46	29.17	70.2	4.60	6.5	SR12						SR12	29/9/2014 17:46	29.57	72.2	4.69	5.7	SR12	29/9/2014 23:46	29.28	63.8	4.13	5.4
SR12	29/9/2014 5:51	29.18	71.3	4.68	5.9	SR12						SR12	29/9/2014 17:51	29.56	72.0	4.68	5.9	SR12	29/9/2014 23:51	29.28	62.8	4.07	5.5
SR12	29/9/2014 5:56	29.18	70.8	4.64	6.3	SR12						SR12	29/9/2014 17:56	29.57	72.5	4.71	5.8	SR12	29/9/2014 23:56	29.27	61.3	3.97	5.3

Station	Timestamp	Temp (° C)	DO (%)	DO (mg/L)	Tur (NTU)	Station	Timestamp	Temp (° C)	DO (%)	DO (mg/L)	Tur (NTU)	Station	Timestamp	Temp (° C)	DO (%)	DO (mg/L)	Tur (NTU)	Station	Timestamp	Temp (°C)	DO (%)	DO (mg/L)	Tur (NTU)
SR13	29/9/2014 0:00	29.24	67.7	4.42	4.5	SR13	29/9/2014 6:00	29.16	62.8	4.10	6.4	SR13	29/9/2014 12:00	29.29	64.7	4.22	2.4	SR13	29/9/2014 18:00	29.53	70.6	4.60	1.8
SR13	29/9/2014 0:05	29.24	67.5	4.41	3.8	SR13	29/9/2014 6:05	29.17	65.2	4.26	11.8	SR13	29/9/2014 12:05	29.28	63.4	4.14	2.1	SR13	29/9/2014 18:05	29.53	69.8	4.54	2.3
SR13	29/9/2014 0:10	29.23	67.3	4.39	3.9	SR13	29/9/2014 6:10	29.16	63.4	4.14	7.5	SR13	29/9/2014 12:10	29.35	64.5	4.21	1.7	SR13	29/9/2014 18:10	29.51	70.7	4.61	3.5
SR13	29/9/2014 0:15	29.23	67.8	4.42	4.6	SR13	29/9/2014 6:15	29.16	62.3	4.07	6.9	SR13	29/9/2014 12:15	29.40	65.3	4.26	1.1	SR13	29/9/2014 18:15	29.52	70.2	4.57	1.9
SR13	29/9/2014 0:20	29.23	67.5	4.40	4.7	SR13	29/9/2014 6:20	29.18	63.7	4.16	6.8	SR13	29/9/2014 12:20	29.28	63.9	4.17	2.1	SR13	29/9/2014 18:20	29.52	69.0	4.49	2.8
SR13	29/9/2014 0:25	29.23	66.6	4.34	3.8	SR13	29/9/2014 6:25	29.18	62.7	4.10	8.0	SR13	29/9/2014 12:25	29.28	64.3	4.20	2.5	SR13	29/9/2014 18:25	29.52	69.8	4.54	3.8
SR13	29/9/2014 0:30	29.22	66.9	4.36	4.0	SR13	29/9/2014 6:30	29.18	63.3	4.13	6.4	SR13	29/9/2014 12:30	29.26	62.2	4.06	2.3	SR13	29/9/2014 18:30	29.52	68.5	4.45	3.2
SR13	29/9/2014 0:35	29.22	66.7	4.35	3.8	SR13	29/9/2014 6:35	29.18	63.3	4.13	5.5	SR13	29/9/2014 12:35	29.29	62.1	4.05	1.4	SR13	29/9/2014 18:35	29.52	67.8	4.41	3.4
SR13	29/9/2014 0:40	29.22	66.8	4.36	3.9	SR13	29/9/2014 6:40	29.18	61.4	4.01	4.9	SR13	29/9/2014 12:40	29.29	62.1	4.05	1.7	SR13	29/9/2014 18:40	29.52	66.8	4.35	2.2
SR13	29/9/2014 0:45	29.24	68.3	4.46	3.1	SR13	29/9/2014 6:45	29.18	61.7	4.03	5.8	SR13	29/9/2014 12:45	29.43	67.4	4.40	2.0	SR13	29/9/2014 18:45	29.52	66.7	4.34	2.5
SR13	29/9/2014 0:50	29.21	67.1	4.38	4.8	SR13	29/9/2014 6:50	29.17	61.1	4.00	4.0	SR13	29/9/2014 12:50	29.34	63.0	4.11	2.4	SR13	29/9/2014 18:50	29.51	69.2	4.50	5.6
SR13	29/9/2014 0:55	29.22	67.4	4.40	3.5	SR13	29/9/2014 6:55	29.17	61.5	4.02	4.7	SR13	29/9/2014 12:55	29.30	64.3	4.19	5.4	SR13	29/9/2014 18:55	29.51	68.2	4.44	3.7
SR13	29/9/2014 1:00	29.23	66.2	4.32	2.9	SR13	29/9/2014 7:00	29.18	61.5	4.02	4.7	SR13	29/9/2014 13:00	29.29	65.1	4.24	4.6	SR13	29/9/2014 19:00	29.50	67.3	4.38	4.2
SR13	29/9/2014 1:05	29.22	67.2	4.38	3.4	SR13	29/9/2014 7:05	29.18	63.6	4.15	5.7	SR13	29/9/2014 13:05	29.25	65.0	4.23	6.0	SR13	29/9/2014 19:05	29.49	66.9	4.35	8.0
SR13	29/9/2014 1:10	29.21	67.0	4.37	3.1	SR13	29/9/2014 7:10	29.17	63.3	4.14	4.3	SR13	29/9/2014 13:10	29.25	63.5	4.13	5.4	SR13	29/9/2014 19:10	29.49	66.1	4.30	10.0
SR13	29/9/2014 1:15	29.22	67.3	4.39	3.8	SR13	29/9/2014 7:15	29.18	63.3	4.14	4.7	SR13	29/9/2014 13:15	29.31	62.4	4.07	4.2	SR13	29/9/2014 19:15	29.51	68.6	4.46	4.6
SR13	29/9/2014 1:20	29.21	67.1	4.38	3.0	SR13	29/9/2014 7:20	29.17	64.8	4.24	8.4	SR13	29/9/2014 13:20	29.27	64.1	4.17	4.8	SR13	29/9/2014 19:20	29.51	69.2	4.50	4.8
SR13	29/9/2014 1:25	29.22	66.9	4.37	2.8	SR13	29/9/2014 7:25	29.18	64.0	4.18	4.3	SR13	29/9/2014 13:25	29.29	63.3	4.12	3.6	SR13	29/9/2014 19:25	29.51	68.8	4.48	4.0
SR13	29/9/2014 1:30	29.21	67.3	4.39	3.3	SR13	29/9/2014 7:30	29.18	64.4	4.21	4.6	SR13	29/9/2014 13:30	29.38	66.2	4.31	5.0	SR13	29/9/2014 19:30	29.50	68.1	4.43	3.1
SR13	29/9/2014 1:35	29.21	66.8	4.36	3.4	SR13	29/9/2014 7:35	29.18	64.2	4.19	4.6	SR13	29/9/2014 13:35	29.36	64.8	4.22	4.5	SR13	29/9/2014 19:35	29.49	69.4	4.52	4.8
SR13	29/9/2014 1:40	29.22	67.0	4.37	3.1	SR13	29/9/2014 7:40	29.18	62.8	4.10	2.8	SR13	29/9/2014 13:40	29.58	68.5	4.45	4.7	SR13	29/9/2014 19:40	29.49	69.5	4.52	4.0
SR13	29/9/2014 1:45	29.21	66.3	4.33	2.9	SR13	29/9/2014 7:45	29.18	61.6	4.03	3.0	SR13	29/9/2014 13:45	29.53	68.1	4.42	3.1	SR13	29/9/2014 19:45	29.50	68.7	4.47	3.0
SR13	29/9/2014 1:50	29.21	66.4	4.33	3.2	SR13	29/9/2014 7:50	29.18	64.2	4.19	4.5	SR13	29/9/2014 13:50	29.52	65.3	4.24	2.2	SR13	29/9/2014 19:50	29.50	67.9	4.42	3.2
SR13	29/9/2014 1:55	29.21	65.8	4.29	3.6	SR13	29/9/2014 7:55	29.18	62.9	4.11	3.5	SR13	29/9/2014 13:55	29.45	64.7	4.20	2.8	SR13	29/9/2014 19:55	29.50	68.5	4.46	3.6
SR13	29/9/2014 2:00	29.22	65.5	4.27	2.5	SR13	29/9/2014 8:00	29.18	62.6	4.09	2.6	SR13	29/9/2014 14:00	29.47	65.1	4.23	1.9	SR13	29/9/2014 20:00	29.49	69.4	4.52	3.6
SR13	29/9/2014 2:05	29.21	65.1	4.24	2.7	SR13	29/9/2014 8:05	29.17	65.6	4.29	5.8	SR13	29/9/2014 14:05	29.49	63.7	4.14	2.7	SR13	29/9/2014 20:05	29.49	69.6	4.53	4.1
SR13	29/9/2014 2:10	29.20	65.2	4.25	3.4	SR13	29/9/2014 8:10	29.17	65.2	4.26	4.1	SR13	29/9/2014 14:10	29.57	66.9	4.35	3.6	SR13	29/9/2014 20:10	29.48	68.7	4.47	4.5
SR13	29/9/2014 2:15	29.20	66.0	4.30	5.5	SR13	29/9/2014 8:15	29.17	64.6	4.22	3.2	SR13	29/9/2014 14:15	29.45	65.7	4.27	5.1	SR13	29/9/2014 20:15	29.49	68.9	4.48	3.4
SR13	29/9/2014 2:20	29.20	65.9	4.30	4.2	SR13	29/9/2014 8:20	29.16	63.7	4.16	2.9	SR13	29/9/2014 14:20	29.43	66.4	4.32	6.9	SR13	29/9/2014 20:20	29.49	68.5	4.46	3.4
SR13	29/9/2014 2:25	29.20	65.2	4.25	5.3	SR13	29/9/2014 8:25	29.15	64.4	4.21	4.2	SR13	29/9/2014 14:25	29.44	66.5	4.33	5.4	SR13	29/9/2014 20:25	29.49	68.4	4.45	3.0
SR13	29/9/2014 2:30	29.19	65.4	4.26	4.5	SR13	29/9/2014 8:30	29.16	63.7	4.17	3.0	SR13	29/9/2014 14:30	29.43	66.0	4.29	5.7	SR13	29/9/2014 20:30	29.47	69.3	4.51	3.4
SR13	29/9/2014 2:35	29.19	65.2	4.25	4.4	SR13	29/9/2014 8:35	29.16	63.4	4.14	2.2	SR13	29/9/2014 14:35	29.44	65.8	4.28	3.6	SR13	29/9/2014 20:35	29.46	68.9	4.48	3.0
SR13	29/9/2014 2:40	29.19	65.9	4.30	4.8	SR13	29/9/2014 8:40	29.18	65.3	4.27	5.5	SR13	29/9/2014 14:40	29.45	66.0	4.29	4.2	SR13	29/9/2014 20:40	29.47	68.7	4.47	2.5
SR13	29/9/2014 2:45	29.18	66.3	4.32	4.7	SR13	29/9/2014 8:45	29.18	66.0	4.31	6.8	SR13						SR13	29/9/2014 20:45	29.47	68.6	4.47	3.0
SR13	29/9/2014 2:50	29.18	66.5	4.33	3.9	SR13	29/9/2014 8:50	29.18	65.0	4.25	5.7	SR13						SR13	29/9/2014 20:50	29.46	68.7	4.48	2.8
SR13	29/9/2014 2:55	29.19	66.1	4.31	3.2	SR13	29/9/2014 8:55	29.18	65.9	4.31	7.2	SR13						SR13	29/9/2014 20:55	29.46	68.6	4.47	2.5
SR13	29/9/2014 3:00	29.18	66.1	4.31	3.7	SR13	29/9/2014 9:00	29.18	66.0	4.31	10.2	SR13	29/9/2014 15:00	29.38	63.5	4.13	3.6	SR13	29/9/2014 21:00	29.40	69.9	4.56	2.8
SR13	29/9/2014 3:05	29.18	66.5	4.33	7.2	SR13	29/9/2014 9:05	29.19	65.6	4.29	6.7	SR13	29/9/2014 15:05	29.38	64.4	4.19	5.1	SR13	29/9/2014 21:05	29.38	70.8	4.62	2.6
SR13	29/9/2014 3:10	29.18	66.1	4.31	6.1	SR13	29/9/2014 9:10	29.18	65.1	4.26	6.1	SR13	29/9/2014 15:10	29.36	64.3	4.19	5.3	SR13	29/9/2014 21:10	29.42	69.4	4.52	3.6
SR13	29/9/2014 3:15	29.19	65.6	4.28	3.5	SR13	29/9/2014 9:15	29.18	65.4	4.28	5.8	SR13	29/9/2014 15:15	29.34	63.8	4.15	4.6	SR13	29/9/2014 21:15	29.42	69.4	4.52	2.7
SR13	29/9/2014 3:20	29.18	65.2	4.25	9.4	SR13	29/9/2014 9:20	29.18	65.0	4.25	5.4	SR13	29/9/2014 15:20	29.36	62.9	4.09	4.0	SR13	29/9/2014 21:20	29.42	69.3	4.52	2.9
SR13	29/9/2014 3:25	29.18	63.6	4.15	2.6	SR13	29/9/2014 9:25	29.18	64.6	4.22	5.2	SR13	29/9/2014 15:25	29.39	63.9	4.15	3.0	SR13	29/9/2014 21:25	29.42	69.1	4.50	2.8
SR13	29/9/2014 3:30	29.18	62.7	4.09	2.3	SR13	29/9/2014 9:30	29.18	64.5	4.22	5.5	SR13	29/9/2014 15:30	29.41	64.9	4.22	4.0	SR13	29/9/2014 21:30	29.41	69.2	4.51	2.7
SR13	29/9/2014 3:35	29.17	64.7	4.22	3.8	SR13	29/9/2014 9:35	29.18	64.3	4.20	5.3	SR13	29/9/2014 15:35	29.42	64.6	4.20	2.7	SR13	29/9/2014 21:35	29.41	69.7	4.54	3.2
SR13	29/9/2014 3:40	29.18	67.3	4.39	3.3	SR13	29/9/2014 9:40	29.18	63.2	4.13	4.4	SR13	29/9/2014 15:40	29.41	64.0	4.16	3.3	SR13	29/9/2014 21:40	29.41	69.2	4.51	2.8
SR13	29/9/2014 3:45	29.18	66.7	4.36	3.2	SR13	29/9/2014 9:45	29.18	63.1	4.13	3.8	SR13	29/9/2014 15:45	29.41	63.6	4.13	3.3	SR13	29/9/2014 21:45	29.41	69.5	4.53	2.5
SR13	29/9/2014 3:50	29.18	64.7	4.22	2.2	SR13	29/9/2014 9:50	29.18	63.1	4.13	4.3	SR13	29/9/2014 15:50	29.40	63.8	4.15	2.8	SR13	29/9/2014 21:50	29.40	68.9	4.49	3.3
SR13	29/9/2014 3:55	29.19	65.9	4.30	2.8	SR13	29/9/2014 9:55	29.18	63.1	4.12	3.0	SR13	29/9/2014 15:55	29.39	63.6	4.14	5.9	SR13	29/9/2014 21:55	29.41	67.5	4.40	2.0
SR13	29/9/2014 4:00	29.19	63.3	4.14	1.4	SR13	29/9/2014 10:00	29.18	63.2	4.13	3.6	SR13	29/9/2014 16:00	29.37	63.5	4.13	3.0	SR13	29/9/2014 22:00	29.41	68.2	4.45	2.7
SR13	29/9/2014 4:05	29.19	61.6	4.03	1.2	SR13	29/9/2014 10:05	29.38	69.7	4.55	3.4	SR13	29/9/2014 16:05	29.38	63.2	4.11	2.9	SR13	29/9/2014 22:05	29.41	67.7	4.41	4.0
SR13	29/9/2014 4:10	29.19	61.6	4.02	1.1	SR13	29/9/2014 10:10	29.40	69.8	4.56	2.5	SR13	29/9/2014 16:10	29.37	64.2	4.17	3.4	SR13	29/9/2014 22:10	29.41	68.1	4.43	3.0
SR13	29/9/2014 4:15	29.19	60.6	3.95	1.0	SR13	29/9/2014 10:15	29.40	69.3	4.53	2.0	SR13	29/9/2014 16:15	29.40	63.4	4.13	2.5	SR13	29/9/2014 22:15	29.41	67.5	4.40	1.8
SR13	29/9/2014 4:20	29.19	60.5	3.95	1.0	SR13	29/9/2014 10:20	29.39	68.2	4.46	2.2	SR13	29/9/2014 16:20	29.49	66.9	4.34	2.8	SR13	29/9/2014 22:20	29.38	68.8	4.49	2.1
SR13	29/9/2014 4:25	29.19	61.0	3.98	1.0	SR13	29/9/2014 10:25	29.39	67.2	4.39	1.9	SR13	29/9/2014 16:25	29.60	70.3	4.56	2.9	SR13	29/9/2014 22:25	29.37	69.4	4.52	2.8
SR13	29/9/2014 4:30	29.19	61.5	4.01	1.7	SR13	29/9/2014 10:30	29.37	67.1	4.38	2.4	SR13	29/9/2014 16:30	29.59	71.4	4.64	3.3	SR13	29/9/2014 22:30	29.36	68.9	4.49	2.3
SR13	29/9/2014 4:35	29.17	64.0	4.18	2.2	SR13	29/9/2014 10:35	29.35	66.6	4.35	2.2	SR13	29/9/2014 16:35	29.57	71.4	4.64	3.6	SR13	29/9/2014 22:35	29.37	69.5	4.53	2.6
SR13	29/9/2014 4:40	29.18	66.2	4.33	3.0	SR13	29/9/2014 10:40	29.34	66.8	4.36	2.7	SR13	29/9/2014 16:40	29.56	72.2	4.69	4.2	SR13	29/9/2014 22:40	29.36	69.3	4.52	2.3
SR13	29/9/2014 4:45	29.16	64.0	4.18	1.5	SR13	29/9/2014 10:45	29.36	66.8	4.36	2.4	SR13	29/9/2014 16:45	29.56	72.1	4.69	3.3	SR13	29/9/2014 22:45	29.36	68.9	4.49	1.8
SR13	29/9/2014 4:50	29.16	64.5	4.21	2.0	SR13	29/9/2014 10:50	29.36	67.1	4.38	2.8	SR13	29/9/2014 16:50	29.56	71.9	4.67	3.2	SR13	29/9/2014 22:50	29.36	69.4	4.53	3.3
SR13	29/9/2014 4:55	29.16	63.9	4.18	1.2	SR13	29/9/2014 10:55	29.38	66.8	4.36	1.7	SR13	29/9/2014 16:55	29.55	71.4	4.65	2.5	SR13	29/9/2014 22:55	29.37	68.9	4.49	2.3
SR13	29/9/2014 5:00	29.16	63.5	4.15	1.4	SR13	29/9/2014 11:00	29.37	66.5	4.34	1.6	SR13	29/9/2014 17:00	29.56	70.0	4.55	2.0	SR13	29/9/2014 23:00	29.38	67.8	4.42	2.3
SR13	29/9/2014 5:05	29.16	63.3	4.14	1.9	SR13	29/9/2014 11:05	29.38	66.6	4.35	1.6	SR13	29/9/2014 17:05	29.55	68.4	4.45	1.5	SR13	29/9/2014 23:05	29.38	66.7	4.34	3.0
SR13	29/9/2014 5:10	29.16	60.5	3.96	1.5	SR13	29/9/2014 11:10	29.38	65.4	4.27	1.5	SR13	29/9/2014 17:10	29.55	69.7	4.53	2.2	SR13	29/9/2014 23:10	29.38	66.1	4.31	2.5
SR13	29/9/2014 5:15	29.16	60.6	3.96	1.3	SR13	29/9/2014 11:15	29.37	64.1	4.18	1.1	SR13	29/9/2014 17:15	29.54	70.7	4.60	6.9	SR13	29/9/2014 23:15	29.38	66.1	4.31	2.2
SR13	29/9/2014 5:20	29.17	64.1	4.19	3.4	SR13	29/9/2014 11:20	29.31	67.8	4.42	4.2	SR13	29/9/2014 17:20	29.53	71.6	4.66	2.8	SR13	29/9/2014 23:20	29.38	66.8	4.35	2.4
SR13	29/9/2014 5:25	29.17	62.6	4.09	2.0	SR13	29/9/2014 11:25	29.30	65.7	4.29	2.2	SR13	29/9/2014 17:25	29.54	71.8	4.67	5.0	SR13	29/9/2014 23:25	29.38	66.0	4.30	2.3
SR13	29/9/2014 5:30	29.17	62.1	4.06	2.7	SR13	29/9/2014 11:30	29.31	66.0	4.31	2.9	SR13	29/9/2014 17:30	29.53	70.5	4.59	1.8	SR13	29/9/2014 23:30	29.37	66.8	4.35	2.9
SR13	29/9/2014 5:35	29.18	65.3	4.27	10.6	SR13	29/9/2014 11:35	29.29	65.5	4.28	2.9	SR13	29/9/2014 17:35	29.53	70.3	4.57	1.5	SR13	29/9/2014 23:35	29.38	66.3	4.32	1.6
SR13	29/9/2014 5:40	29.18	66.0	4.31	14.7	SR13	29/9/2014 11:40	29.35	64.9	4.23	1.8	SR13	29/9/2014 17:40	29.53	71.8	4.67	2.0	SR13	29/9/2014 23:40	29.37	67.3	4.39	2.5
SR13	29/9/2014 5:45	29.18	66.6	4.35	11.0	SR13	29/9/2014 11:45	29.32	64.2	4.19	2.2	SR13	29/9/2014 17:45	29.53	71.3	4.64	2.2	SR13	29/9/2014 23:45	29.37	67.8	4.42	2.9
SR13	29/9/2014 5:50	29.17	63.7	4.17	7.6	SR13	29/9/2014 11:50	29.35	65.2	4.26	1.8	SR13	29/9/2014 17:50	29.53	70.8	4.61	2.0	SR13	29/9/2014 23:50	29.38	70.3	4.58	3.3
SR13	29/9/2014 5:55	29.17	63.7	4.16	7.7	SR13	29/9/2014 11:55	29.33	65.1	4.25	2.2	SR13	29/9/2014 17:55	29.53	71.0	4.62	1.9	SR13	29/9/2014 23:55	29.37	68.6	4.47	3.7

Station	Timestamp	NH_3 (mg/L)				Station	Timestamp	NH_3 (mg/L)			
SR4	29/9/2014 0:17	0.07				SR12	29/9/2014 0:17	0.07			
SR4	29/9/2014 0:37	0.08				SR12	29/9/2014 0:37	0.07			
SR4	29/9/2014 0:57	0.06				SR12	29/9/2014 0:57	0.05			
SR4	29/9/2014 1:17	0.06				SR12	29/9/2014 1:17	0.05			
SR4	29/9/2014 1:37	0.06				SR12	29/9/2014 1:37	0.07			
SR4	29/9/2014 1:57	0.06				SR12	29/9/2014 1:57	0.06			
SR4	29/9/2014 2:17	0.06				SR12	29/9/2014 2:17	0.07			
SR4	29/9/2014 2:37	0.06				SR12	29/9/2014 2:37	0.06			
SR4	29/9/2014 2:57	0.06				SR12	29/9/2014 2:57	0.05			
SR4	29/9/2014 3:17	0.06				SR12	29/9/2014 3:17	0.07			
SR4	29/9/2014 3:37	0.07				SR12	29/9/2014 3:37	0.09			
SR4	29/9/2014 3:57	0.06				SR12	29/9/2014 3:57	0.06			
SR4	29/9/2014 4:17	0.06				SR12	29/9/2014 4:17	0.05			
SR4	29/9/2014 4:37	0.06				SR12	29/9/2014 4:37	0.06			
SR4	29/9/2014 4:57	0.06				SR12	29/9/2014 4:57	0.05			
SR4	29/9/2014 5:17	0.06				SR12	29/9/2014 5:17	0.05			
SR4	29/9/2014 5:37	0.07				SR12	29/9/2014 5:37	0.06			
SR4	29/9/2014 5:57	0.07				SR12	29/9/2014 5:57	0.06			
SR4						SR12					
SR4	29/9/2014 6:37	0.05				SR12	29/9/2014 6:37	0.05			
SR4	29/9/2014 6:57	0.06				SR12	29/9/2014 6:57	0.07			
SR4	29/9/2014 7:17	0.06				SR12	29/9/2014 7:17	0.07			
SR4	29/9/2014 7:37	0.05				SR12	29/9/2014 7:37	0.09			
SR4	29/9/2014 7:57	0.07				SR12	29/9/2014 7:57	0.08			
SR4	29/9/2014 8:17	0.07				SR12	29/9/2014 8:17	0.08			
SR4	29/9/2014 8:37	0.07				SR12	29/9/2014 8:37	0.06			
SR4	29/9/2014 8:57	0.08				SR12	29/9/2014 8:57	0.07			
SR4	29/9/2014 9:17	0.07				SR12	29/9/2014 9:17	0.07			
SR4	29/9/2014 9:37	0.07				SR12	29/9/2014 9:37	0.05			
SR4						SR12	29/9/2014 9:57	0.06			
SR4						SR12	29/9/2014 10:17	0.06			
SR4						SR12	29/9/2014 10:37	0.06			
SR4	29/9/2014 10:57	0.06				SR12	29/9/2014 10:57	0.07			
SR4	29/9/2014 11:17	0.07				SR12					
SR4	29/9/2014 11:37	0.07				SR12					
SR4	29/9/2014 11:57	0.05				SR12					
SR4	29/9/2014 12:17	0.05				SR12					
SR4	29/9/2014 12:37	0.05				SR12	29/9/2014 12:37	0.07			
SR4	29/9/2014 12:57	0.05				SR12	29/9/2014 12:57	0.06			
SR4	29/9/2014 13:17	0.05				SR12	29/9/2014 13:17	0.06			
SR4	29/9/2014 13:37	0.06				SR12	29/9/2014 13:37	0.05			
SR4	29/9/2014 13:57	0.05				SR12	29/9/2014 13:57	0.06			
SR4	29/9/2014 14:17	0.05				SR12	29/9/2014 14:17	0.06			
SR4	29/9/2014 14:37	0.05				SR12	29/9/2014 14:37	0.06			
SR4	29/9/2014 14:57	0.05				SR12	29/9/2014 14:57	0.06			
SR4	29/9/2014 15:17	0.05				SR12	29/9/2014 15:17	0.07			
SR4	29/9/2014 15:37	0.05				SR12	29/9/2014 15:37	0.05			
SR4	29/9/2014 15:57	0.05				SR12	29/9/2014 15:57	0.05			
SR4	29/9/2014 16:17	0.06				SR12	29/9/2014 16:17	0.06			
SR4	29/9/2014 16:37	0.05				SR12	29/9/2014 16:37	0.06			
SR4	29/9/2014 16:57	0.05				SR12	29/9/2014 16:57	0.07			
SR4	29/9/2014 17:17	0.05				SR12	29/9/2014 17:17	0.07			
SR4	29/9/2014 17:37	0.04				SR12	29/9/2014 17:37	0.07			
SR4	29/9/2014 17:57	0.04				SR12	29/9/2014 17:57	0.07			
SR4	29/9/2014 18:17	0.06				SR12	29/9/2014 18:17	0.09			
SR4	29/9/2014 18:37	0.07				SR12	29/9/2014 18:37	0.08			
SR4	29/9/2014 18:57	0.06				SR12	29/9/2014 18:57	0.08			
SR4	29/9/2014 19:17	0.06				SR12	29/9/2014 19:17	0.08			
SR4	29/9/2014 19:37	0.05				SR12	29/9/2014 19:37	0.05			
SR4	29/9/2014 19:57	0.06				SR12	29/9/2014 19:57	0.08			
SR4	29/9/2014 20:17	0.06				SR12	29/9/2014 20:17	0.08			
SR4	29/9/2014 20:37	0.06				SR12	29/9/2014 20:37	0.06			
SR4	29/9/2014 20:57	0.08				SR12	29/9/2014 20:57	0.06			
SR4	29/9/2014 21:17	0.07				SR12	29/9/2014 21:17	0.06			
SR4	29/9/2014 21:37	0.06				SR12	29/9/2014 21:37	0.06			
SR4	29/9/2014 21:57	0.05				SR12	29/9/2014 21:57	0.06			
SR4	29/9/2014 22:17	0.05				SR12	29/9/2014 22:17	0.06			
SR4	29/9/2014 22:37	0.06				SR12	29/9/2014 22:37	0.07			
SR4	29/9/2014 22:57	0.07				SR12	29/9/2014 22:57	0.05			
SR4	29/9/2014 23:17	0.07				SR12	29/9/2014 23:17	0.06			
SR4	29/9/2014 23:37	0.07				SR12	29/9/2014 23:37	0.06			
SR4	29/9/2014 23:57	0.07				SR12	29/9/2014 23:57	0.06			

Remark: Fonts with underline: Action Level Exceedance
Fonts with bold and underline: Limit Level Exceedance
Automatic Instrument calibration of NH3-N monitor was carried out during 5:57-6:37 at SR4 and SR12.
SR4 monitoring station was under maintenance during 10:16-10:36.
SR12 monitoring station was under maintenance during 11:11-12:01.
SR13 monitoring station was under maintenance during 14:40-15:00.

Station	Timestamp	Temp (° C)	DO (%)	DO (mg/L)	Tur (NTU)	Station	Timestamp	Temp (° C)	DO (%)	DO (mg/L)	Tur (NTU)	Station	Timestamp	Temp (° C)	DO (%)	DO (mg/L)	Tur (NTU)	Station	Timestamp	Temp (°C)	DO (%)	DO (mg/L)	Tur (NTU)
SR4	30/9/2014 0:01	29.36	81.9	5.50	4.2	SR4	30/9/2014 6:01	29.33	84.4	5.70	3.5	SR4	30/9/2014 12:01	29.80	87.2	5.85	3.3	SR4	30/9/2014 18:01	29.47	78.7	5.28	8.1
SR4	30/9/2014 0:06	29.35	81.3	5.45	5.1	SR4	30/9/2014 6:06	29.34	84.5	5.71	4.0	SR4	30/9/2014 12:06	29.77	86.8	5.83	3.3	SR4	30/9/2014 18:06	29.68	80.8	5.42	4.8
SR4	30/9/2014 0:11	29.34	81.0	5.44	3.0	SR4	30/9/2014 6:11	29.34	84.4	5.70	3.3	SR4	30/9/2014 12:11	29.71	84.8	5.69	5.4	SR4	30/9/2014 18:11	29.52	79.3	5.33	5.6
SR4	30/9/2014 0:16	29.38	82.2	5.52	4.9	SR4	30/9/2014 6:16	29.34	84.4	5.70	3.7	SR4	30/9/2014 12:16	29.70	85.6	5.76	4.1	SR4	30/9/2014 18:16	29.45	79.6	5.35	5.5
SR4	30/9/2014 0:21	29.37	82.0	5.51	3.4	SR4	30/9/2014 6:21	29.35	84.4	5.70	3.7	SR4	30/9/2014 12:21	29.73	85.5	5.75	3.7	SR4	30/9/2014 18:21	29.78	83.3	5.58	3.2
SR4	30/9/2014 0:26	29.38	82.6	5.55	3.9	SR4	30/9/2014 6:26	29.35	84.0	5.67	3.9	SR4	30/9/2014 12:26	29.71	84.3	5.66	4.1	SR4	30/9/2014 18:26	29.61	81.0	5.44	4.0
SR4	30/9/2014 0:31	29.35	82.0	5.52	3.1	SR4	30/9/2014 6:31	29.35	84.1	5.68	3.1	SR4	30/9/2014 12:31	29.78	86.1	5.78	4.0	SR4	30/9/2014 18:31	29.59	81.9	5.50	4.3
SR4	30/9/2014 0:36	29.42	82.7	5.56	3.0	SR4	30/9/2014 6:36	29.36	84.3	5.69	4.1	SR4	30/9/2014 12:36	29.76	86.2	5.80	3.6	SR4	30/9/2014 18:36	29.77	82.8	5.55	2.7
SR4	30/9/2014 0:41	29.42	82.6	5.55	2.9	SR4	30/9/2014 6:41	29.36	84.2	5.68	3.7	SR4	30/9/2014 12:41	29.77	86.4	5.80	3.7	SR4	30/9/2014 18:41	29.71	83.0	5.57	3.2
SR4	30/9/2014 0:46	29.42	82.6	5.56	2.7	SR4	30/9/2014 6:46	29.37	84.0	5.67	3.7	SR4	30/9/2014 12:46	29.77	86.5	5.81	3.1	SR4	30/9/2014 18:46	29.67	82.4	5.53	3.3
SR4	30/9/2014 0:51	29.41	82.5	5.55	3.2	SR4	30/9/2014 6:51	29.37	84.0	5.67	4.0	SR4	30/9/2014 12:51	29.81	86.7	5.82	2.7	SR4	30/9/2014 18:51	29.76	81.8	5.50	2.6
SR4	30/9/2014 0:56	29.41	82.9	5.57	3.1	SR4	30/9/2014 6:56	29.38	84.8	5.71	3.9	SR4	30/9/2014 12:56	29.76	85.6	5.75	3.5	SR4	30/9/2014 18:56	29.84	83.6	5.62	2.6
SR4	30/9/2014 1:01	29.41	82.3	5.54	2.8	SR4	30/9/2014 7:01	29.38	85.0	5.74	3.4	SR4	30/9/2014 13:01	29.80	86.7	5.82	3.3	SR4	30/9/2014 19:01	29.83	84.1	5.65	2.4
SR4	30/9/2014 1:06	29.40	82.9	5.58	3.0	SR4	30/9/2014 7:06	29.38	84.8	5.72	4.8	SR4	30/9/2014 13:06	29.89	86.5	5.80	2.8	SR4	30/9/2014 19:06	29.79	83.5	5.62	2.5
SR4	30/9/2014 1:11	29.40	82.9	5.59	3.0	SR4	30/9/2014 7:11	29.39	84.9	5.73	3.5	SR4	30/9/2014 13:11	29.92	87.0	5.84	2.6	SR4	30/9/2014 19:11	29.86	84.0	5.65	2.2
SR4	30/9/2014 1:16	29.40	82.8	5.57	2.5	SR4	30/9/2014 7:16	29.39	85.0	5.75	3.8	SR4	30/9/2014 13:16	29.98	88.8	5.94	3.4	SR4	30/9/2014 19:16	29.95	83.3	5.60	2.6
SR4	30/9/2014 1:21	29.40	83.0	5.59	2.7	SR4	30/9/2014 7:21	29.41	85.0	5.74	3.4	SR4	30/9/2014 13:21	30.06	88.9	5.96	2.4	SR4	30/9/2014 19:21	30.05	83.2	5.59	2.3
SR4	30/9/2014 1:26	29.37	84.5	5.70	2.2	SR4	30/9/2014 7:26	29.42	85.3	5.77	3.2	SR4	30/9/2014 13:26	29.93	88.3	5.93	2.8	SR4	30/9/2014 19:26	29.79	84.0	5.64	3.1
SR4	30/9/2014 1:31	29.39	84.3	5.68	2.3	SR4	30/9/2014 7:31	29.42	85.5	5.78	3.5	SR4	30/9/2014 13:31	30.00	88.7	5.94	3.1	SR4	30/9/2014 19:31	29.82	83.9	5.64	2.5
SR4	30/9/2014 1:36	29.36	84.8	5.72	2.2	SR4	30/9/2014 7:36	29.43	85.4	5.78	3.7	SR4	30/9/2014 13:36	30.01	88.7	5.95	2.7	SR4	30/9/2014 19:36	29.82	85.4	5.75	2.3
SR4	30/9/2014 1:41	29.42	84.3	5.67	2.3	SR4	30/9/2014 7:41	29.44	85.2	5.76	2.9	SR4	30/9/2014 13:41	29.99	88.2	5.93	2.6	SR4	30/9/2014 19:41	29.81	84.5	5.69	5.0
SR4	30/9/2014 1:46	29.44	83.9	5.64	2.3	SR4	30/9/2014 7:46	29.45	85.5	5.78	3.3	SR4	30/9/2014 13:46	29.98	88.1	5.92	2.8	SR4	30/9/2014 19:46	29.82	85.1	5.71	2.5
SR4	30/9/2014 1:51	29.44	83.8	5.64	2.4	SR4	30/9/2014 7:51	29.46	86.0	5.82	3.1	SR4	30/9/2014 13:51	30.02	88.7	5.96	2.6	SR4	30/9/2014 19:51	29.77	84.9	5.71	2.4
SR4	30/9/2014 1:56	29.45	82.9	5.58	2.3	SR4	30/9/2014 7:56	29.46	85.8	5.81	3.2	SR4	30/9/2014 13:56	30.03	88.3	5.93	2.7	SR4	30/9/2014 19:56	29.79	84.2	5.67	2.2
SR4	30/9/2014 2:01	29.42	83.9	5.65	2.6	SR4	30/9/2014 8:01	29.47	85.9	5.82	3.3	SR4	30/9/2014 14:01	30.16	88.7	5.95	2.2	SR4	30/9/2014 20:01	29.84	84.9	5.71	2.5
SR4	30/9/2014 2:06	29.44	83.5	5.62	2.4	SR4	30/9/2014 8:06	29.48	85.7	5.79	2.8	SR4	30/9/2014 14:06	30.06	89.1	5.97	2.8	SR4	30/9/2014 20:06	29.80	85.1	5.72	2.6
SR4	30/9/2014 2:11	29.44	82.1	5.53	2.1	SR4	30/9/2014 8:11	29.48	85.9	5.81	3.1	SR4	30/9/2014 14:11	30.01	88.5	5.95	2.5	SR4	30/9/2014 20:11	29.77	85.1	5.73	2.6
SR4	30/9/2014 2:16	29.44	81.3	5.48	2.1	SR4	30/9/2014 8:16	29.49	86.2	5.81	3.8	SR4	30/9/2014 14:16	30.02	88.4	5.94	2.8	SR4	30/9/2014 20:16	29.75	85.3	5.74	2.8
SR4	30/9/2014 2:21	29.44	82.5	5.56	2.4	SR4	30/9/2014 8:21	29.52	86.3	5.82	2.9	SR4	30/9/2014 14:21	30.04	88.4	5.94	2.2	SR4	30/9/2014 20:21	29.74	84.6	5.69	2.8
SR4	30/9/2014 2:26	29.44	82.9	5.58	2.5	SR4	30/9/2014 8:26	29.51	85.9	5.81	3.4	SR4	30/9/2014 14:26	30.06	89.1	5.97	3.5	SR4	30/9/2014 20:26	29.77	86.3	5.80	2.6
SR4	30/9/2014 2:31	29.44	82.9	5.59	2.4	SR4	30/9/2014 8:31	29.51	86.0	5.82	3.9	SR4	30/9/2014 14:31	30.08	89.4	6.00	3.5	SR4	30/9/2014 20:31	29.75	86.0	5.78	3.0
SR4	30/9/2014 2:36	29.43	81.1	5.47	3.3	SR4	30/9/2014 8:36	29.52	86.5	5.86	3.4	SR4	30/9/2014 14:36	30.08	88.9	5.96	2.4	SR4	30/9/2014 20:36	29.75	85.9	5.78	2.7
SR4	30/9/2014 2:41	29.44	83.1	5.59	2.9	SR4	30/9/2014 8:41	29.53	86.3	5.84	3.3	SR4	30/9/2014 14:41	29.98	88.4	5.94	3.6	SR4	30/9/2014 20:41	29.75	85.5	5.75	2.8
SR4	30/9/2014 2:46	29.44	83.2	5.61	2.6	SR4	30/9/2014 8:46	29.55	85.9	5.82	3.3	SR4	30/9/2014 14:46	29.94	88.2	5.94	2.9	SR4	30/9/2014 20:46	29.78	85.5	5.75	2.6
SR4	30/9/2014 2:51	29.44	82.6	5.56	2.4	SR4	30/9/2014 8:51	29.56	85.2	5.76	4.4	SR4	30/9/2014 14:51	30.03	88.3	5.94	2.8	SR4	30/9/2014 20:51	29.80	84.8	5.70	2.4
SR4	30/9/2014 2:56	29.38	77.3	5.20	3.3	SR4	30/9/2014 8:56	29.58	85.2	5.76	4.4	SR4	30/9/2014 14:56	30.06	88.8	5.97	2.6	SR4	30/9/2014 20:56	29.82	85.5	5.73	2.8
SR4	30/9/2014 3:01	29.42	79.4	5.34	2.6	SR4	30/9/2014 9:01	29.76	85.6	5.78	3.0	SR4	30/9/2014 15:01	30.05	88.4	5.94	2.3	SR4	30/9/2014 21:01	29.77	85.1	5.72	2.3
SR4	30/9/2014 3:06	29.41	78.6	5.28	2.4	SR4	30/9/2014 9:06	29.60	85.4	5.78	3.3	SR4	30/9/2014 15:06	30.04	88.7	5.96	3.1	SR4	30/9/2014 21:06	29.79	84.7	5.70	2.2
SR4	30/9/2014 3:11	29.35	78.3	5.26	3.5	SR4	30/9/2014 9:11	29.62	85.1	5.75	3.3	SR4	30/9/2014 15:11	30.03	87.9	5.91	2.7	SR4	30/9/2014 21:11	29.82	85.0	5.71	2.4
SR4	30/9/2014 3:16	29.34	80.2	5.38	3.6	SR4	30/9/2014 9:16	29.62	85.5	5.78	2.9	SR4	30/9/2014 15:16	30.08	88.8	5.97	2.8	SR4	30/9/2014 21:16	29.84	86.2	5.80	2.2
SR4	30/9/2014 3:21	29.35	78.0	5.22	3.4	SR4	30/9/2014 9:21	29.63	85.2	5.76	3.6	SR4	30/9/2014 15:21	30.06	87.6	5.89	3.3	SR4	30/9/2014 21:21	29.82	86.5	5.81	2.2
SR4	30/9/2014 3:26	29.31	79.1	5.31	4.3	SR4	30/9/2014 9:26	29.63	86.0	5.81	3.6	SR4	30/9/2014 15:26	30.09	88.1	5.91	2.7	SR4	30/9/2014 21:26	29.79	84.4	5.68	2.6
SR4	30/9/2014 3:31	29.31	79.2	5.31	3.9	SR4	30/9/2014 9:31	29.65	86.2	5.82	3.1	SR4	30/9/2014 15:31	30.19	89.5	5.99	2.6	SR4	30/9/2014 21:31	29.81	84.5	5.68	2.3
SR4	30/9/2014 3:36	29.29	79.9	5.36	4.3	SR4	30/9/2014 9:36	29.52	84.5	5.70	6.7	SR4	30/9/2014 15:36	29.86	84.8	5.71	6.8	SR4	30/9/2014 21:36	29.54	84.7	5.70	4.8
SR4	30/9/2014 3:41	29.26	79.2	5.30	4.9	SR4	30/9/2014 9:41	29.48	84.7	5.72	6.7	SR4	30/9/2014 15:41	29.78	82.8	5.56	**14.3**	SR4	30/9/2014 21:41	29.53	84.5	5.68	3.9
SR4	30/9/2014 3:46	29.26	79.5	5.33	6.9	SR4	30/9/2014 9:46	29.42	84.1	5.68	8.0	SR4	30/9/2014 15:46	29.82	84.9	5.71	7.3	SR4	30/9/2014 21:46	29.54	84.5	5.68	4.0
SR4	30/9/2014 3:51	29.26	80.2	5.37	6.7	SR4	30/9/2014 9:51	29.43	83.8	5.65	7.5	SR4	30/9/2014 15:51	30.17	89.0	5.97	2.8	SR4	30/9/2014 21:51	29.54	84.3	5.67	3.7
SR4	30/9/2014 3:56	29.26	79.9	5.35	5.1	SR4	30/9/2014 9:56	29.47	83.9	5.66	5.9	SR4	30/9/2014 15:56	29.98	86.4	5.81	3.8	SR4	30/9/2014 21:56	29.47	83.4	5.62	5.2
SR4	30/9/2014 4:01	29.34	79.2	5.31	3.2	SR4	30/9/2014 10:01	29.42	83.8	5.65	8.7	SR4	30/9/2014 16:01	29.90	84.7	5.70	4.7	SR4	30/9/2014 22:01	29.34	82.5	5.54	6.4
SR4	30/9/2014 4:06	29.33	78.4	5.27	2.9	SR4	30/9/2014 10:06	29.40	83.6	5.64	7.7	SR4	30/9/2014 16:06	29.87	86.3	5.81	4.4	SR4	30/9/2014 22:06	29.33	82.1	5.52	6.2
SR4	30/9/2014 4:11	29.38	73.4	4.93	1.7	SR4	30/9/2014 10:11	29.37	83.4	5.62	**10.8**	SR4	30/9/2014 16:11	29.86	82.8	5.58	6.4	SR4	30/9/2014 22:11	29.34	82.1	5.52	6.5
SR4	30/9/2014 4:16	29.35	78.6	5.28	2.8	SR4	30/9/2014 10:16	29.36	83.1	5.59	**11.8**	SR4	30/9/2014 16:16	29.79	82.8	5.57	7.3	SR4	30/9/2014 22:16	29.31	81.9	5.50	5.6
SR4	30/9/2014 4:21	29.34	79.5	5.34	3.0	SR4	30/9/2014 10:21	29.36	82.7	5.57	8.2	SR4	30/9/2014 16:21	29.70	83.4	5.63	5.3	SR4	30/9/2014 22:21	29.32	81.3	5.46	5.1
SR4	30/9/2014 4:26	29.35	78.6	5.28	2.0	SR4	30/9/2014 10:26	29.39	83.6	5.62	5.2	SR4	30/9/2014 16:26	29.78	84.2	5.67	5.8	SR4	30/9/2014 22:26	29.30	82.0	5.51	5.6
SR4	30/9/2014 4:31	29.34	79.1	5.32	2.6	SR4	30/9/2014 10:31	29.40	83.6	5.62	5.4	SR4	30/9/2014 16:31	29.90	86.0	5.79	3.1	SR4	30/9/2014 22:31	29.40	82.5	5.54	4.1
SR4	30/9/2014 4:36	29.34	79.3	5.33	2.8	SR4	30/9/2014 10:36	29.38	83.1	5.59	4.8	SR4	30/9/2014 16:36	29.86	85.1	5.73	3.9	SR4	30/9/2014 22:36	29.41	82.8	5.57	4.1
SR4	30/9/2014 4:41	29.34	80.2	5.39	2.7	SR4	30/9/2014 10:41	29.45	83.5	5.60	4.7	SR4	30/9/2014 16:41	29.85	84.3	5.67	3.4	SR4	30/9/2014 22:41	29.44	83.0	5.58	3.8
SR4	30/9/2014 4:46	29.34	80.4	5.40	2.9	SR4	30/9/2014 10:46	29.45	84.0	5.65	4.7	SR4	30/9/2014 16:46	29.71	83.4	5.62	5.5	SR4	30/9/2014 22:46	29.41	82.0	5.52	3.7
SR4	30/9/2014 4:51	29.33	79.4	5.34	2.5	SR4	30/9/2014 10:51	29.50	84.0	5.65	3.6	SR4	30/9/2014 16:51	30.08	87.3	5.86	2.4	SR4	30/9/2014 22:51	29.43	82.8	5.57	3.6
SR4	30/9/2014 4:56	29.33	80.1	5.38	3.0	SR4	30/9/2014 10:56	29.51	84.9	5.70	4.4	SR4	30/9/2014 16:56	29.70	81.4	5.49	4.7	SR4	30/9/2014 22:56	29.44	82.3	5.53	3.4
SR4	30/9/2014 5:01	29.33	79.0	5.31	2.9	SR4	30/9/2014 11:01	29.53	84.7	5.70	3.8	SR4	30/9/2014 17:01	29.83	84.2	5.67	3.4	SR4	30/9/2014 23:01	29.45	82.9	5.58	3.6
SR4	30/9/2014 5:06	29.27	77.2	5.19	2.5	SR4	30/9/2014 11:06	29.62	86.3	5.80	3.4	SR4	30/9/2014 17:06	29.83	81.8	5.49	4.4	SR4	30/9/2014 23:06	29.47	83.0	5.58	3.2
SR4	30/9/2014 5:11	29.31	77.9	5.24	2.2	SR4	30/9/2014 11:11	29.59	85.1	5.72	4.3	SR4	30/9/2014 17:11	29.87	84.7	5.69	3.4	SR4	30/9/2014 23:11	29.46	82.8	5.57	3.2
SR4	30/9/2014 5:16	29.32	77.5	5.20	2.9	SR4	30/9/2014 11:16	29.53	84.6	5.68	3.7	SR4	30/9/2014 17:16	29.94	85.9	5.76	3.5	SR4	30/9/2014 23:16	29.47	82.5	5.55	3.0
SR4	30/9/2014 5:21	29.32	79.3	5.32	2.4	SR4	30/9/2014 11:21	29.61	85.2	5.73	3.5	SR4	30/9/2014 17:21	29.59	79.9	5.38	5.3	SR4	30/9/2014 23:21	29.47	82.0	5.52	2.4
SR4	30/9/2014 5:26	29.31	79.1	5.32	2.2	SR4	30/9/2014 11:26	29.72	85.6	5.76	3.3	SR4	30/9/2014 17:26	29.50	80.0	5.40	5.8	SR4	30/9/2014 23:26	29.48	82.8	5.57	2.6
SR4	30/9/2014 5:31	29.31	79.3	5.33	2.1	SR4	30/9/2014 11:31	29.73	85.9	5.75	9.2	SR4	30/9/2014 17:31	29.42	80.5	5.42	5.2	SR4	30/9/2014 23:31	29.49	83.1	5.60	2.7
SR4	30/9/2014 5:36	29.30	81.1	5.45	2.6	SR4	30/9/2014 11:36	29.75	85.8	5.77	3.3	SR4	30/9/2014 17:36	29.45	81.9	5.51	5.9	SR4	30/9/2014 23:36	29.49	82.3	5.54	2.5
SR4	30/9/2014 5:41	29.30	80.6	5.42	2.7	SR4	30/9/2014 11:41	29.75	85.6	5.76	3.5	SR4	30/9/2014 17:41	29.48	81.6	5.48	5.1	SR4	30/9/2014 23:41	29.47	82.5	5.56	2.6
SR4	30/9/2014 5:46	29.29	81.4	5.47	2.9	SR4	30/9/2014 11:46	29.77	86.1	5.79	3.4	SR4	30/9/2014 17:46	29.64	81.6	5.48	3.4	SR4	30/9/2014 23:46	29.46	81.1	5.46	2.2
SR4	30/9/2014 5:51	29.30	83.2	5.60	3.5	SR4	30/9/2014 11:51	29.77	86.1	5.79	3.1	SR4	30/9/2014 17:51	29.65	81.1	5.45	4.6	SR4	30/9/2014 23:51	29.47	81.5	5.49	2.1
SR4	30/9/2014 5:56	29.32	83.6	5.64	3.8	SR4	30/9/2014 11:56	29.79	87.1	5.83	3.2	SR4	30/9/2014 17:56	29.39	80.2	5.39	6.7	SR4	30/9/2014 23:56	29.47	81.6	5.50	1.8

Station	Timestamp	Temp (° C)	DO (%)	DO (mg/L)	Tur (NTU)	Station	Timestamp	Temp (° C)	DO (%)	DO (mg/L)	Tur (NTU)	Station	Timestamp	Temp (° C)	DO (%)	DO (mg/L)	Tur (NTU)	Station	Timestamp	Temp (°C)	DO (%)	DO (mg/L)	Tur (NTU)
SR5	30/9/2014 0:00	29.39	70.0	**4.54**	3.9	SR5	30/9/2014 6:00	29.68	77.9	**5.17**	3.6	SR5	30/9/2014 12:00	29.53	70.8	**4.62**	4.2	SR5	30/9/2014 18:00	30.34	86.1	5.61	1.9
SR5	30/9/2014 0:05	29.39	70.0	**4.54**	4.3	SR5	30/9/2014 6:05	29.68	77.4	**5.13**	3.7	SR5	30/9/2014 12:05	29.51	71.6	**4.67**	4.7	SR5	30/9/2014 18:05	30.36	86.5	5.64	1.9
SR5	30/9/2014 0:10	29.37	70.9	**4.60**	4.0	SR5	30/9/2014 6:10	29.69	77.3	**5.13**	4.1	SR5	30/9/2014 12:10	29.51	71.7	**4.68**	4.7	SR5	30/9/2014 18:10	30.33	85.4	5.57	2.0
SR5	30/9/2014 0:15	29.34	69.2	**4.48**	5.1	SR5	30/9/2014 6:15	29.69	76.7	**5.09**	3.7	SR5	30/9/2014 12:15	29.50	71.5	**4.66**	4.6	SR5	30/9/2014 18:15	30.32	84.8	5.53	2.0
SR5	30/9/2014 0:20	29.38	72.3	**4.69**	3.8	SR5	30/9/2014 6:20	29.68	76.9	**5.11**	4.2	SR5	30/9/2014 12:20	29.55	70.9	**4.63**	3.9	SR5	30/9/2014 18:20	30.36	85.3	5.57	1.7
SR5	30/9/2014 0:25	29.59	77.0	**5.01**	3.4	SR5	30/9/2014 6:25	29.69	76.7	**5.09**	3.7	SR5	30/9/2014 12:25	29.53	70.5	**4.60**	4.8	SR5	30/9/2014 18:25	30.36	86.9	5.66	1.9
SR5	30/9/2014 0:30	29.74	79.3	**5.18**	3.3	SR5	30/9/2014 6:30	29.69	77.0	**5.11**	3.9	SR5	30/9/2014 12:30	29.50	72.2	**4.71**	4.7	SR5	30/9/2014 18:30	30.39	89.1	5.81	1.6
SR5	30/9/2014 0:35	29.72	79.1	**5.16**	2.9	SR5	30/9/2014 6:35	29.69	76.7	**5.09**	4.2	SR5	30/9/2014 12:35	29.50	73.2	**4.76**	5.1	SR5	30/9/2014 18:35	30.39	89.7	5.86	1.8
SR5	30/9/2014 0:40	29.67	78.1	**5.10**	3.0	SR5	30/9/2014 6:40	29.70	76.7	**5.09**	4.2	SR5	30/9/2014 12:40	29.51	73.1	**4.76**	5.2	SR5	30/9/2014 18:40	30.40	90.0	5.89	1.6
SR5	30/9/2014 0:45	29.66	78.9	**5.15**	2.9	SR5	30/9/2014 6:45	29.70	76.4	**5.07**	3.7	SR5	30/9/2014 12:45	29.51	72.0	**4.69**	5.7	SR5	30/9/2014 18:45	30.44	89.6	5.86	2.0
SR5	30/9/2014 0:50	29.65	77.5	**5.05**	3.1	SR5	30/9/2014 6:50	29.70	76.8	**5.10**	3.6	SR5						SR5	30/9/2014 18:50	30.46	90.1	5.90	2.1
SR5	30/9/2014 0:55	29.62	78.7	**5.13**	2.8	SR5	30/9/2014 6:55	29.73	77.2	**5.13**	4.0	SR5						SR5	30/9/2014 18:55	30.43	88.9	5.82	2.2
SR5	30/9/2014 1:00	29.62	78.2	**5.10**	2.9	SR5	30/9/2014 7:00	29.73	77.0	**5.12**	4.1	SR5						SR5	30/9/2014 19:00	30.42	88.6	5.80	2.1
SR5	30/9/2014 1:05	29.61	77.5	**5.05**	3.2	SR5	30/9/2014 7:05	29.73	76.8	**5.11**	4.1	SR5	30/9/2014 13:05	29.56	74.4	**4.83**	4.5	SR5	30/9/2014 19:05	30.42	88.2	5.77	1.9
SR5	30/9/2014 1:10	29.59	77.2	**5.03**	3.5	SR5	30/9/2014 7:10	29.73	76.8	**5.11**	4.1	SR5	30/9/2014 13:10	29.59	73.5	**4.77**	4.7	SR5	30/9/2014 19:10	30.40	88.1	5.77	2.1
SR5	30/9/2014 1:15	29.60	75.4	**4.92**	2.9	SR5	30/9/2014 7:15	29.73	76.8	**5.10**	4.3	SR5	30/9/2014 13:15	29.56	73.3	**4.76**	4.6	SR5	30/9/2014 19:15	30.38	88.0	5.77	2.0
SR5	30/9/2014 1:20	29.60	76.0	**4.96**	2.9	SR5	30/9/2014 7:20	29.73	76.5	**5.09**	4.4	SR5	30/9/2014 13:20	29.62	73.1	**4.75**	4.2	SR5	30/9/2014 19:20	30.36	87.3	5.73	2.4
SR5	30/9/2014 1:25	29.62	75.3	**4.91**	3.2	SR5	30/9/2014 7:25	29.73	77.1	**5.13**	4.9	SR5	30/9/2014 13:25	29.75	74.2	**4.82**	3.7	SR5	30/9/2014 19:25	30.36	87.1	5.71	2.2
SR5	30/9/2014 1:30	29.58	77.6	**5.06**	2.9	SR5	30/9/2014 7:30	29.74	77.1	**5.13**	4.2	SR5	30/9/2014 13:30	29.73	73.5	**4.77**	3.6	SR5	30/9/2014 19:30	30.33	86.9	5.70	2.2
SR5	30/9/2014 1:35	29.57	77.2	**5.03**	3.3	SR5	30/9/2014 7:35	29.73	77.3	**5.14**	4.6	SR5	30/9/2014 13:35	29.84	74.5	**4.84**	3.4	SR5	30/9/2014 19:35	30.33	86.8	5.69	2.2
SR5	30/9/2014 1:40	29.51	77.0	**5.02**	4.2	SR5	30/9/2014 7:40	29.73	77.1	**5.13**	4.1	SR5	30/9/2014 13:40	29.92	76.5	**4.97**	3.1	SR5	30/9/2014 19:40	30.33	86.5	5.67	2.4
SR5	30/9/2014 1:45	29.53	76.7	**5.00**	4.1	SR5	30/9/2014 7:45	29.74	76.9	**5.11**	5.0	SR5	30/9/2014 13:45	30.04	78.9	**5.13**	3.5	SR5	30/9/2014 19:45	30.33	86.2	5.65	2.4
SR5	30/9/2014 1:50	29.57	75.2	**4.91**	3.3	SR5	30/9/2014 7:50	29.75	77.0	**5.12**	3.9	SR5	30/9/2014 13:50	29.99	76.6	**4.98**	3.1	SR5	30/9/2014 19:50	30.33	86.0	5.64	2.3
SR5	30/9/2014 1:55	29.57	75.0	**4.89**	2.7	SR5	30/9/2014 7:55	29.74	77.4	**5.14**	4.0	SR5	30/9/2014 13:55	30.11	78.3	**5.09**	3.2	SR5	30/9/2014 19:55	30.33	86.1	5.65	2.2
SR5	30/9/2014 2:00	29.54	75.6	**4.93**	3.4	SR5	30/9/2014 8:00	29.76	78.0	**5.18**	3.9	SR5	30/9/2014 14:00	30.18	79.9	**5.20**	3.0	SR5	30/9/2014 20:00	30.32	86.2	5.65	2.1
SR5	30/9/2014 2:05	29.55	75.2	**4.91**	2.5	SR5	30/9/2014 8:05	29.76	78.0	**5.18**	4.0	SR5	30/9/2014 14:05	30.17	79.5	**5.17**	3.3	SR5	30/9/2014 20:05	30.26	86.5	5.69	2.2
SR5	30/9/2014 2:10	29.51	76.3	**4.98**	2.6	SR5	30/9/2014 8:10	29.75	77.5	**5.15**	4.0	SR5	30/9/2014 14:10	30.16	79.1	**5.14**	3.1	SR5	30/9/2014 20:10	30.27	86.3	5.67	2.4
SR5	30/9/2014 2:15	29.52	77.1	**5.02**	2.7	SR5	30/9/2014 8:15	29.76	78.0	**5.18**	3.6	SR5	30/9/2014 14:15	30.20	78.8	**5.12**	3.4	SR5	30/9/2014 20:15	30.25	86.3	5.68	2.3
SR5	30/9/2014 2:20	29.52	76.9	**5.01**	2.9	SR5	30/9/2014 8:20	29.74	76.8	**5.11**	3.6	SR5	30/9/2014 14:20	30.15	79.4	**5.16**	3.9	SR5	30/9/2014 20:20	30.26	86.2	5.67	2.3
SR5	30/9/2014 2:25	29.52	75.6	**4.94**	2.5	SR5	30/9/2014 8:25	29.79	77.7	**5.16**	3.5	SR5	30/9/2014 14:25	30.15	78.8	**5.12**	3.0	SR5	30/9/2014 20:25	30.23	86.3	5.67	2.3
SR5	30/9/2014 2:30	29.55	73.7	**4.81**	2.2	SR5	30/9/2014 8:30	29.79	77.2	**5.13**	3.6	SR5	30/9/2014 14:30	30.12	80.4	**5.23**	3.0	SR5	30/9/2014 20:30	30.25	86.1	5.66	2.5
SR5	30/9/2014 2:35	29.52	78.6	**5.15**	2.3	SR5	30/9/2014 8:35	29.78	75.8	**5.04**	3.7	SR5	30/9/2014 14:35	30.12	80.8	**5.25**	2.9	SR5	30/9/2014 20:35	30.24	84.9	5.58	2.6
SR5	30/9/2014 2:40	29.55	79.1	**5.18**	2.7	SR5	30/9/2014 8:40	29.79	75.7	**5.03**	3.7	SR5	30/9/2014 14:40	30.09	80.5	**5.24**	3.3	SR5	30/9/2014 20:40	30.26	85.5	5.62	2.4
SR5	30/9/2014 2:45	29.57	79.0	**5.19**	2.6	SR5	30/9/2014 8:45	29.79	75.5	**5.01**	3.7	SR5	30/9/2014 14:45	30.10	80.7	**5.25**	3.0	SR5	30/9/2014 20:45	30.23	85.5	5.62	2.2
SR5	30/9/2014 2:50	29.57	78.3	**5.13**	2.6	SR5	30/9/2014 8:50	29.77	74.6	**4.95**	3.4	SR5	30/9/2014 14:50	30.10	80.5	**5.23**	3.0	SR5	30/9/2014 20:50	30.24	85.0	5.58	2.5
SR5	30/9/2014 2:55	29.58	77.9	**5.11**	2.7	SR5	30/9/2014 8:55	29.78	73.6	**4.89**	3.4	SR5	30/9/2014 14:55	30.12	81.0	**5.27**	2.9	SR5	30/9/2014 20:55	30.30	85.4	5.60	2.5
SR5	30/9/2014 3:00	29.61	78.4	**5.14**	3.1	SR5	30/9/2014 9:00	29.78	74.0	**4.91**	3.6	SR5	30/9/2014 15:00	30.32	79.1	**5.13**	2.6	SR5	30/9/2014 21:00	30.27	85.6	5.62	2.3
SR5	30/9/2014 3:05	29.63	78.9	**5.18**	2.8	SR5	30/9/2014 9:05	29.79	74.7	**4.96**	3.4	SR5	30/9/2014 15:05	30.28	79.7	**5.17**	2.9	SR5	30/9/2014 21:05	30.28	84.8	5.57	2.3
SR5	30/9/2014 3:10	29.62	78.8	**5.17**	2.7	SR5	30/9/2014 9:10	29.75	73.2	**4.87**	3.6	SR5	30/9/2014 15:10	30.22	81.1	**5.27**	3.1	SR5	30/9/2014 21:10	30.34	84.7	5.55	2.3
SR5	30/9/2014 3:15	29.60	78.4	**5.14**	2.8	SR5	30/9/2014 9:15	29.74	73.3	**4.87**	4.2	SR5	30/9/2014 15:15	30.28	80.2	**5.20**	2.8	SR5	30/9/2014 21:15	30.40	84.4	5.53	3.1
SR5	30/9/2014 3:20	29.56	78.4	**5.14**	2.8	SR5	30/9/2014 9:20	29.75	74.0	**4.90**	4.2	SR5	30/9/2014 15:20	30.17	80.6	**5.23**	3.0	SR5	30/9/2014 21:20	30.32	85.0	5.57	2.4
SR5	30/9/2014 3:25	29.54	79.4	**5.22**	2.4	SR5	30/9/2014 9:25	29.76	74.4	**4.93**	4.0	SR5	30/9/2014 15:25	30.32	80.6	**5.22**	3.1	SR5	30/9/2014 21:25	30.31	84.9	5.57	2.3
SR5	30/9/2014 3:30	29.53	79.8	**5.26**	2.6	SR5	30/9/2014 9:30	29.77	75.1	**4.97**	4.0	SR5	30/9/2014 15:30	30.27	79.9	**5.18**	3.7	SR5	30/9/2014 21:30	30.36	82.7	5.42	2.4
SR5	30/9/2014 3:35	29.52	79.4	**5.24**	2.3	SR5	30/9/2014 9:35	29.77	75.6	**5.00**	3.7	SR5	30/9/2014 15:35	30.26	82.2	**5.33**	2.6	SR5	30/9/2014 21:35	30.32	82.1	**5.37**	2.3
SR5	30/9/2014 3:40	29.56	79.5	**5.24**	2.4	SR5	30/9/2014 9:40	29.78	75.8	**5.02**	4.5	SR5	30/9/2014 15:40	30.26	82.8	**5.37**	2.8	SR5	30/9/2014 21:40	30.32	81.7	**5.34**	2.4
SR5	30/9/2014 3:45	29.60	80.3	**5.30**	2.2	SR5	30/9/2014 9:45	29.79	76.0	**5.02**	4.0	SR5	30/9/2014 15:45	30.24	82.0	**5.33**	2.7	SR5	30/9/2014 21:45	30.29	83.6	5.48	2.2
SR5	30/9/2014 3:50	29.62	79.8	**5.27**	2.1	SR5	30/9/2014 9:50	29.79	75.9	**5.02**	3.9	SR5	30/9/2014 15:50	30.50	79.2	**5.12**	2.5	SR5	30/9/2014 21:50	30.26	83.8	5.49	2.3
SR5	30/9/2014 3:55	29.64	79.6	**5.25**	2.1	SR5	30/9/2014 9:55	29.80	76.4	**5.05**	3.8	SR5	30/9/2014 15:55	30.26	80.9	**5.25**	2.8	SR5	30/9/2014 21:55	30.22	83.3	5.45	2.5
SR5	30/9/2014 4:00	29.69	80.7	**5.35**	2.0	SR5	30/9/2014 10:00	29.80	76.4	**5.05**	4.0	SR5	30/9/2014 16:00	30.28	79.2	**5.14**	2.8	SR5	30/9/2014 22:00	30.23	82.4	5.39	2.2
SR5	30/9/2014 4:05	29.69	80.2	**5.31**	2.0	SR5	30/9/2014 10:05	29.81	76.9	**5.08**	3.7	SR5	30/9/2014 16:05	30.39	82.0	**5.31**	2.4	SR5	30/9/2014 22:05	30.18	82.6	5.40	2.2
SR5	30/9/2014 4:10	29.63	80.7	**5.34**	2.1	SR5	30/9/2014 10:10	29.81	76.7	**5.07**	3.4	SR5	30/9/2014 16:10	30.18	82.2	**5.34**	3.0	SR5	30/9/2014 22:10	30.12	81.2	**5.31**	2.3
SR5	30/9/2014 4:15	29.64	80.0	**5.30**	2.4	SR5	30/9/2014 10:15	29.80	76.2	**5.04**	4.3	SR5	30/9/2014 16:15	30.22	82.3	**5.34**	2.8	SR5	30/9/2014 22:15	30.09	80.4	**5.26**	2.9
SR5	30/9/2014 4:20	29.63	79.4	**5.26**	2.6	SR5	30/9/2014 10:20	29.75	74.3	**4.90**	3.9	SR5	30/9/2014 16:20	30.41	84.7	5.49	2.4	SR5	30/9/2014 22:20	30.10	80.0	**5.23**	2.5
SR5	30/9/2014 4:25	29.61	79.6	**5.27**	2.6	SR5	30/9/2014 10:25	29.76	72.8	**4.81**	4.3	SR5	30/9/2014 16:25	30.25	84.3	5.48	2.9	SR5	30/9/2014 22:25	29.69	73.5	**4.78**	2.6
SR5	30/9/2014 4:30	29.62	79.3	**5.26**	3.0	SR5	30/9/2014 10:30	29.75	71.9	**4.74**	4.2	SR5	30/9/2014 16:30	30.24	83.5	5.43	2.5	SR5	30/9/2014 22:30	29.65	75.8	**4.92**	3.0
SR5	30/9/2014 4:35	29.61	79.2	**5.25**	2.7	SR5	30/9/2014 10:35	29.66	72.7	**4.78**	5.7	SR5	30/9/2014 16:35	30.25	84.5	5.49	2.4	SR5	30/9/2014 22:35	29.65	76.0	**4.93**	3.3
SR5	30/9/2014 4:40	29.62	79.0	**5.23**	2.9	SR5	30/9/2014 10:40	29.62	73.0	**4.79**	4.4	SR5	30/9/2014 16:40	30.22	83.9	5.46	2.4	SR5	30/9/2014 22:40	29.65	75.6	**4.91**	2.6
SR5	30/9/2014 4:45	29.58	79.2	**5.26**	2.8	SR5	30/9/2014 10:45	29.57	72.5	**4.75**	5.4	SR5	30/9/2014 16:45	30.29	84.7	5.51	2.1	SR5	30/9/2014 22:45	29.64	74.8	**4.86**	2.8
SR5	30/9/2014 4:50	29.63	79.1	**5.25**	2.9	SR5	30/9/2014 10:50	29.58	73.3	**4.80**	4.7	SR5	30/9/2014 16:50	30.28	84.9	5.52	2.2	SR5	30/9/2014 22:50	29.58	75.4	**4.89**	3.6
SR5	30/9/2014 4:55	29.62	79.1	**5.24**	3.2	SR5	30/9/2014 10:55	29.58	72.0	**4.71**	5.1	SR5	30/9/2014 16:55	30.26	84.7	5.51	2.1	SR5	30/9/2014 22:55	29.59	75.1	**4.87**	3.0
SR5	30/9/2014 5:00	29.63	78.7	**5.21**	3.5	SR5	30/9/2014 11:00	29.58	72.2	**4.72**	5.0	SR5	30/9/2014 17:00	30.25	84.6	5.51	2.2	SR5	30/9/2014 23:00	29.61	73.6	**4.78**	2.6
SR5	30/9/2014 5:05	29.63	78.7	**5.21**	3.8	SR5	30/9/2014 11:05	29.59	71.2	**4.66**	4.8	SR5	30/9/2014 17:05	30.17	83.2	5.41	2.4	SR5	30/9/2014 23:05	29.61	73.1	**4.75**	2.5
SR5	30/9/2014 5:10	29.62	77.9	**5.16**	2.8	SR5	30/9/2014 11:10	29.58	72.8	**4.77**	5.3	SR5	30/9/2014 17:10	30.30	85.6	5.57	2.0	SR5	30/9/2014 23:10	29.61	74.7	**4.85**	2.8
SR5	30/9/2014 5:15	29.64	79.0	**5.24**	3.1	SR5	30/9/2014 11:15	29.57	73.7	**4.82**	4.6	SR5	30/9/2014 17:15	30.22	83.0	5.40	2.3	SR5	30/9/2014 23:15	29.57	74.4	**4.83**	3.4
SR5	30/9/2014 5:20	29.65	78.7	**5.22**	3.4	SR5	30/9/2014 11:20	29.57	73.9	**4.83**	3.8	SR5	30/9/2014 17:20	30.33	83.5	5.44	1.9	SR5	30/9/2014 23:20	29.55	73.7	**4.78**	3.2
SR5	30/9/2014 5:25	29.69	78.7	**5.23**	3.2	SR5	30/9/2014 11:25	29.58	72.4	**4.74**	4.7	SR5	30/9/2014 17:25	30.35	86.3	5.62	1.7	SR5	30/9/2014 23:25	29.56	74.0	**4.80**	3.3
SR5	30/9/2014 5:30	29.66	78.4	**5.20**	3.0	SR5	30/9/2014 11:30	29.59	70.8	**4.63**	5.0	SR5	30/9/2014 17:30	30.31	85.1	5.54	1.9	SR5	30/9/2014 23:30	29.56	73.8	**4.78**	3.4
SR5	30/9/2014 5:35	29.67	78.1	**5.19**	3.1	SR5	30/9/2014 11:35	29.57	72.8	**4.76**	4.0	SR5	30/9/2014 17:35	30.31	85.5	5.57	2.2	SR5	30/9/2014 23:35	29.55	72.7	**4.72**	3.1
SR5	30/9/2014 5:40	29.65	78.1	**5.18**	3.3	SR5	30/9/2014 11:40	29.56	71.0	**4.64**	4.7	SR5	30/9/2014 17:40	30.38	86.7	5.66	1.9	SR5	30/9/2014 23:40	29.57	74.3	**4.82**	2.9
SR5	30/9/2014 5:45	29.67	78.0	**5.18**	3.4	SR5	30/9/2014 11:45	29.57	70.0	**4.58**	4.1	SR5	30/9/2014 17:45	30.35	86.1	5.62	2.0	SR5	30/9/2014 23:45	29.58	75.3	**4.88**	3.6
SR5	30/9/2014 5:50	29.67	77.9	**5.17**	4.2	SR5	30/9/2014 11:50	29.54	70.5	**4.61**	5.6	SR5	30/9/2014 17:50	30.35	86.1	5.62	2.0	SR5	30/9/2014 23:50	29.58	76.3	**4.94**	3.7
SR5	30/9/2014 5:55	29.68	78.1	**5.18**	4.0	SR5	30/9/2014 11:55	29.55	70.7	**4.62**	4.8	SR5	30/9/2014 17:55	30.33	85.1	5.55	3.2	SR5	30/9/2014 23:55	29.57	74.8	**4.85**	3.6

Station	Timestamp	Temp (° C)	DO (%)	DO (mg/L)	Tur (NTU)	Station	Timestamp	Temp (° C)	DO (%)	DO (mg/L)	Tur (NTU)	Station	Timestamp	Temp (° C)	DO (%)	DO (mg/L)	Tur (NTU)	Station	Timestamp	Temp (°C)	DO (%)	DO (mg/L)	Tur (NTU)
SR9	30/9/2014 0:00	29.54	154.3	10.02	1.8	SR9	30/9/2014 6:00	29.49	132.1	8.57	2.7	SR9	30/9/2014 12:00	29.67	129.1	8.37	4.2	SR9	30/9/2014 18:00	30.19	165.2	10.60	3.4
SR9	30/9/2014 0:05	29.55	153.2	9.95	2.3	SR9	30/9/2014 6:05	29.49	130.0	8.45	2.9	SR9	30/9/2014 12:05	29.66	128.3	8.31	4.2	SR9	30/9/2014 18:05	30.25	173.8	11.13	4.5
SR9	30/9/2014 0:10	29.54	151.9	9.75	1.7	SR9	30/9/2014 6:10	29.50	129.7	8.41	3.6	SR9	30/9/2014 12:10	29.71	126.5	8.20	4.3	SR9	30/9/2014 18:10	30.24	173.7	11.13	3.5
SR9	30/9/2014 0:15	29.52	153.7	9.85	1.9	SR9	30/9/2014 6:15	29.43	138.3	9.00	1.7	SR9	30/9/2014 12:15	29.72	126.4	8.16	4.5	SR9	30/9/2014 18:15	30.25	172.3	11.05	3.1
SR9	30/9/2014 0:20	29.56	148.2	9.48	**6.0**	SR9	30/9/2014 6:20	29.43	137.1	8.87	2.3	SR9	30/9/2014 12:20	29.64	124.6	8.05	**5.2**	SR9	30/9/2014 18:20	30.22	170.9	10.95	3.3
SR9	30/9/2014 0:25	29.55	157.4	10.08	1.5	SR9	30/9/2014 6:25	29.43	137.0	8.88	1.7	SR9	30/9/2014 12:25	29.67	124.2	8.03	**5.8**	SR9	30/9/2014 18:25	30.13	164.6	10.57	3.5
SR9	30/9/2014 0:30	29.57	154.1	9.86	1.7	SR9	30/9/2014 6:30	29.44	136.2	8.84	1.5	SR9	30/9/2014 12:30	29.78	128.3	8.28	4.2	SR9	30/9/2014 18:30	30.30	163.6	10.48	3.7
SR9	30/9/2014 0:35	29.58	158.7	10.16	1.2	SR9	30/9/2014 6:35	29.45	135.6	8.81	2.0	SR9	30/9/2014 12:35	29.72	124.1	8.02	**5.4**	SR9	30/9/2014 18:35	30.28	159.8	10.26	3.6
SR9	30/9/2014 0:40	29.59	157.7	10.11	1.3	SR9	30/9/2014 6:40	29.43	138.6	9.01	1.8	SR9	30/9/2014 12:40	29.73	125.1	8.09	**5.9**	SR9	30/9/2014 18:40	30.31	157.9	10.12	3.5
SR9	30/9/2014 0:45	29.59	156.1	10.00	1.4	SR9	30/9/2014 6:45	29.42	140.4	9.11	1.8	SR9	30/9/2014 12:45	29.72	124.2	8.02	**5.9**	SR9	30/9/2014 18:45	30.30	155.7	9.97	3.6
SR9	30/9/2014 0:50	29.59	156.0	9.99	1.2	SR9	30/9/2014 6:50	29.41	142.4	9.23	1.0	SR9	30/9/2014 12:50	29.76	121.9	7.84	**7.3**	SR9	30/9/2014 18:50	30.33	154.6	9.89	3.7
SR9	30/9/2014 0:55	29.59	154.1	9.87	2.0	SR9	30/9/2014 6:55	29.41	141.7	9.19	1.1	SR9	30/9/2014 12:55	29.74	121.0	7.81	**6.3**	SR9	30/9/2014 18:55	30.32	153.7	9.84	4.0
SR9	30/9/2014 1:00	29.60	153.0	9.80	1.5	SR9	30/9/2014 7:00	29.43	140.4	9.10	1.4	SR9	30/9/2014 13:00	29.79	121.2	7.80	**6.3**	SR9	30/9/2014 19:00	30.21	148.3	9.52	4.0
SR9	30/9/2014 1:05	29.59	150.8	9.66	1.8	SR9	30/9/2014 7:05	29.45	139.1	9.02	1.7	SR9	30/9/2014 13:05	29.83	122.5	7.87	**5.9**	SR9	30/9/2014 19:05	30.24	148.5	9.54	4.1
SR9	30/9/2014 1:10	29.60	150.8	9.66	1.8	SR9	30/9/2014 7:10	29.44	138.4	8.98	1.5	SR9	30/9/2014 13:10	29.74	122.3	7.87	**6.7**	SR9	30/9/2014 19:10	30.18	146.9	9.42	4.2
SR9	30/9/2014 1:15	29.59	150.4	9.63	2.4	SR9	30/9/2014 7:15	29.54	125.3	8.11	2.1	SR9	30/9/2014 13:15	29.81	125.1	8.04	**6.0**	SR9	30/9/2014 19:15	30.05	143.2	9.19	4.4
SR9	30/9/2014 1:20	29.59	150.2	9.62	1.8	SR9	30/9/2014 7:20	29.53	124.5	8.05	2.1	SR9	30/9/2014 13:20	29.77	125.7	8.09	**6.0**	SR9	30/9/2014 19:20	30.07	143.1	9.19	4.3
SR9	30/9/2014 1:25	29.59	150.3	9.62	1.6	SR9	30/9/2014 7:25	29.54	124.9	8.09	2.4	SR9	30/9/2014 13:25	29.78	128.8	8.27	**6.4**	SR9	30/9/2014 19:25	30.07	141.9	9.10	4.6
SR9	30/9/2014 1:30	29.59	150.6	9.64	1.6	SR9	30/9/2014 7:30	29.55	125.0	8.10	2.1	SR9	30/9/2014 13:30	29.77	131.0	8.43	**6.1**	SR9	30/9/2014 19:30	29.99	140.1	9.00	4.7
SR9	30/9/2014 1:35	29.59	149.9	9.60	1.7	SR9	30/9/2014 7:35	29.56	124.1	8.05	2.4	SR9	30/9/2014 13:35	29.80	132.5	8.54	**5.9**	SR9	30/9/2014 19:35	30.10	142.2	9.13	4.6
SR9	30/9/2014 1:40	29.59	150.8	9.65	1.5	SR9	30/9/2014 7:40	29.57	124.3	8.06	2.3	SR9	30/9/2014 13:40	29.71	128.4	8.27	**6.8**	SR9	30/9/2014 19:40	30.07	143.8	9.25	4.4
SR9	30/9/2014 1:45	29.58	150.5	9.65	1.6	SR9	30/9/2014 7:45	29.50	123.1	7.99	2.1	SR9	30/9/2014 13:45	29.75	135.1	8.70	**6.4**	SR9	30/9/2014 19:45	30.06	143.7	9.23	4.7
SR9	30/9/2014 1:50	29.58	149.8	9.60	1.6	SR9	30/9/2014 7:50	29.49	122.3	7.94	1.9	SR9	30/9/2014 13:50	29.84	132.1	8.49	**5.9**	SR9	30/9/2014 19:50	29.98	143.2	9.19	**5.0**
SR9	30/9/2014 1:55	29.59	149.2	9.56	1.9	SR9	30/9/2014 7:55	29.52	122.5	7.96	1.8	SR9	30/9/2014 13:55	29.88	132.5	8.51	**5.6**	SR9	30/9/2014 19:55	29.93	142.9	9.19	**5.2**
SR9	30/9/2014 2:00	29.58	147.5	9.45	2.1	SR9	30/9/2014 8:00	29.53	122.4	7.96	2.6	SR9	30/9/2014 14:00	29.92	136.5	8.76	**5.5**	SR9	30/9/2014 20:00	29.88	140.1	9.04	**5.2**
SR9	30/9/2014 2:05	29.59	146.8	9.41	2.9	SR9	30/9/2014 8:05	29.53	123.0	7.99	2.2	SR9	30/9/2014 14:05	29.95	136.4	8.75	**5.3**	SR9	30/9/2014 20:05	29.91	140.9	9.05	**5.7**
SR9	30/9/2014 2:10	29.60	148.0	9.48	2.5	SR9	30/9/2014 8:10	29.54	123.0	7.97	1.9	SR9	30/9/2014 14:10	29.89	134.6	8.64	**5.8**	SR9	30/9/2014 20:10	29.96	142.5	9.19	**4.8**
SR9	30/9/2014 2:15	29.60	149.3	9.56	3.3	SR9	30/9/2014 8:15	29.54	123.3	7.98	3.0	SR9	30/9/2014 14:15	29.90	137.4	8.84	**5.9**	SR9	30/9/2014 20:15	29.94	142.2	9.14	**5.5**
SR9	30/9/2014 2:20	29.60	148.8	9.53	2.2	SR9	30/9/2014 8:20	29.54	122.7	7.97	2.2	SR9	30/9/2014 14:20	29.75	133.4	8.57	**7.5**	SR9	30/9/2014 20:20	29.92	140.9	9.07	**5.4**
SR9	30/9/2014 2:25	29.58	150.2	9.63	1.5	SR9	30/9/2014 8:25	29.54	122.9	7.97	2.6	SR9	30/9/2014 14:25	29.78	135.7	8.72	**7.3**	SR9	30/9/2014 20:25	29.95	142.1	9.13	**5.5**
SR9	30/9/2014 2:30	29.58	149.7	9.60	1.6	SR9	30/9/2014 8:30	29.56	123.2	7.98	2.4	SR9	30/9/2014 14:30	29.82	138.6	8.90	**6.7**	SR9	30/9/2014 20:30	29.94	144.3	9.28	**5.0**
SR9	30/9/2014 2:35	29.58	148.4	9.51	2.3	SR9	30/9/2014 8:35	29.56	123.1	7.97	2.4	SR9	30/9/2014 14:35	29.87	141.4	9.07	**6.4**	SR9	30/9/2014 20:35	29.94	146.8	9.46	**5.0**
SR9	30/9/2014 2:40	29.58	148.3	9.51	2.2	SR9	30/9/2014 8:40	29.57	123.1	7.97	2.3	SR9	30/9/2014 14:40	29.87	141.1	9.09	**6.5**	SR9	30/9/2014 20:40	29.94	156.9	10.07	4.0
SR9	30/9/2014 2:45	29.58	144.9	9.29	2.4	SR9	30/9/2014 8:45	29.55	122.1	7.91	2.5	SR9	30/9/2014 14:45	29.87	140.2	9.02	**5.7**	SR9	30/9/2014 20:45	29.95	162.1	10.42	3.2
SR9	30/9/2014 2:50	29.58	143.4	9.19	2.5	SR9	30/9/2014 8:50	29.57	122.4	7.92	2.4	SR9	30/9/2014 14:50	29.89	142.5	9.17	**5.8**	SR9	30/9/2014 20:50	29.97	163.3	10.48	2.9
SR9	30/9/2014 2:55	29.58	143.8	9.21	2.9	SR9	30/9/2014 8:55	29.58	123.3	7.99	2.6	SR9	30/9/2014 14:55	29.92	144.9	9.32	**5.1**	SR9	30/9/2014 20:55	30.01	161.8	10.39	3.5
SR9	30/9/2014 3:00	29.58	142.1	9.10	2.5	SR9	30/9/2014 9:00	29.58	122.5	7.95	2.6	SR9	30/9/2014 15:00	29.93	144.7	9.31	**6.1**	SR9	30/9/2014 21:00	29.95	163.8	10.51	2.4
SR9	30/9/2014 3:05	29.58	146.0	9.35	2.2	SR9	30/9/2014 9:05	29.63	123.8	8.02	2.5	SR9	30/9/2014 15:05	29.93	144.9	9.33	**5.4**	SR9	30/9/2014 21:05	29.94	162.7	10.44	2.6
SR9	30/9/2014 3:10	29.57	146.1	9.36	2.0	SR9	30/9/2014 9:10	29.62	124.8	8.10	2.7	SR9	30/9/2014 15:10	29.94	145.9	9.39	**5.2**	SR9	30/9/2014 21:10	29.97	164.6	10.57	2.6
SR9	30/9/2014 3:15	29.56	148.8	9.53	1.5	SR9	30/9/2014 9:15	29.63	124.7	8.10	2.7	SR9	30/9/2014 15:15	29.93	143.4	9.22	**5.2**	SR9	30/9/2014 21:15	30.01	165.5	10.60	2.3
SR9	30/9/2014 3:20	29.56	150.2	9.63	1.3	SR9	30/9/2014 9:20	29.63	125.3	8.10	2.9	SR9	30/9/2014 15:20	29.94	143.2	9.21	**5.2**	SR9	30/9/2014 21:20	30.02	164.7	10.57	2.6
SR9	30/9/2014 3:25	29.56	148.1	9.49	2.2	SR9	30/9/2014 9:25	29.61	125.1	8.09	2.9	SR9	30/9/2014 15:25	30.05	158.1	10.15	**5.1**	SR9	30/9/2014 21:25	30.06	156.8	10.06	4.0
SR9	30/9/2014 3:30	29.54	149.8	9.60	1.1	SR9	30/9/2014 9:30	29.72	127.0	8.21	2.4	SR9	30/9/2014 15:30	29.99	151.0	9.71	**5.3**	SR9	30/9/2014 21:30	30.08	156.8	10.06	3.8
SR9	30/9/2014 3:35	29.52	149.4	9.59	1.4	SR9	30/9/2014 9:35	29.69	127.2	8.23	2.6	SR9	30/9/2014 15:35	30.02	155.2	9.98	**5.0**	SR9	30/9/2014 21:35	30.07	153.8	9.89	4.2
SR9	30/9/2014 3:40	29.48	148.7	9.55	1.2	SR9	30/9/2014 9:40	29.68	127.8	8.28	2.5	SR9	30/9/2014 15:40	29.97	152.2	9.79	**5.0**	SR9	30/9/2014 21:40	30.07	154.5	9.86	3.9
SR9	30/9/2014 3:45	29.44	148.4	9.53	**5.5**	SR9	30/9/2014 9:45	29.74	128.6	8.33	2.7	SR9	30/9/2014 15:45	30.00	157.2	10.11	**4.8**	SR9	30/9/2014 21:45	30.04	159.8	10.21	**5.2**
SR9	30/9/2014 3:50	29.46	147.6	9.47	1.6	SR9	30/9/2014 9:50	29.80	128.7	8.31	2.3	SR9	30/9/2014 15:50	30.05	157.2	10.09	**4.9**	SR9	30/9/2014 21:50	30.04	162.3	10.36	2.6
SR9	30/9/2014 3:55	29.47	146.3	9.46	**5.7**	SR9	30/9/2014 9:55	29.76	129.3	8.36	2.6	SR9	30/9/2014 15:55	30.16	167.1	10.71	**5.2**	SR9	30/9/2014 21:55	30.02	159.7	10.20	2.5
SR9	30/9/2014 4:00	29.49	147.2	9.52	1.3	SR9	30/9/2014 10:00	29.72	130.0	8.42	2.8	SR9	30/9/2014 16:00	30.49	161.9	10.35	**5.5**	SR9	30/9/2014 22:00	30.04	158.3	10.29	2.6
SR9	30/9/2014 4:05	29.48	145.9	9.44	1.9	SR9	30/9/2014 10:05	29.70	130.0	8.43	3.2	SR9	30/9/2014 16:05	30.29	163.2	10.45	**5.4**	SR9	30/9/2014 22:05	30.06	159.7	10.25	2.4
SR9	30/9/2014 4:10	29.50	146.6	9.47	**6.3**	SR9	30/9/2014 10:10	29.81	131.0	8.46	2.8	SR9	30/9/2014 16:10	30.34	170.1	10.90	**5.0**	SR9	30/9/2014 22:10	30.12	165.8	10.59	1.7
SR9	30/9/2014 4:15	29.54	147.1	9.47	1.8	SR9	30/9/2014 10:15	29.83	131.9	8.52	2.4	SR9	30/9/2014 16:15	30.39	171.9	11.01	4.2	SR9	30/9/2014 22:15	30.19	166.2	10.56	1.7
SR9	30/9/2014 4:20	29.52	147.0	9.46	3.9	SR9	30/9/2014 10:20	29.82	132.3	8.55	2.4	SR9	30/9/2014 16:20	30.66	182.5	11.62	3.5	SR9	30/9/2014 22:20	30.23	167.4	10.63	1.3
SR9	30/9/2014 4:25	29.49	146.5	9.47	3.1	SR9	30/9/2014 10:25	29.78	131.7	8.51	2.6	SR9	30/9/2014 16:25	30.65	187.0	11.92	3.6	SR9	30/9/2014 22:25	30.24	169.3	10.77	1.5
SR9	30/9/2014 4:30	29.50	146.4	9.48	**6.2**	SR9						SR9	30/9/2014 16:30	30.57	189.1	12.06	3.3	SR9	30/9/2014 22:30	30.19	162.2	10.33	1.8
SR9	30/9/2014 4:35	29.51	146.5	9.43	**9.8**	SR9						SR9	30/9/2014 16:35	30.67	194.9	12.43	2.8	SR9	30/9/2014 22:35	30.21	163.1	10.45	1.8
SR9	30/9/2014 4:40	29.49	146.2	9.48	2.8	SR9						SR9	30/9/2014 16:40	30.62	198.3	12.65	2.8	SR9	30/9/2014 22:40	30.31	173.8	11.14	1.0
SR9	30/9/2014 4:45	29.46	146.1	9.45	**11.1**	SR9						SR9	30/9/2014 16:45	30.65	199.5	12.70	2.8	SR9	30/9/2014 22:45	30.30	174.0	11.17	1.3
SR9	30/9/2014 4:50	29.49	145.9	9.44	1.5	SR9	30/9/2014 10:50	29.93	135.0	8.70	2.2	SR9	30/9/2014 16:50	30.57	199.9	12.74	2.6	SR9	30/9/2014 22:50	30.30	172.7	11.08	0.9
SR9	30/9/2014 4:55	29.46	145.3	9.42	1.7	SR9	30/9/2014 10:55	29.81	132.7	8.55	2.5	SR9	30/9/2014 16:55	30.49	198.5	12.68	2.8	SR9	30/9/2014 22:55	30.34	174.9	11.22	1.1
SR9	30/9/2014 5:00	29.46	144.2	9.34	1.3	SR9	30/9/2014 11:00	29.74	137.2	8.87	2.7	SR9	30/9/2014 17:00	30.40	198.6	12.70	2.8	SR9	30/9/2014 23:00	30.33	174.2	11.20	0.7
SR9	30/9/2014 5:05	29.45	142.1	9.21	1.3	SR9	30/9/2014 11:05	29.75	138.0	8.92	2.4	SR9	30/9/2014 17:05	30.45	198.2	12.68	2.9	SR9	30/9/2014 23:05	30.36	174.7	11.21	0.7
SR9	30/9/2014 5:10	29.52	143.1	9.26	2.8	SR9	30/9/2014 11:10	29.81	138.7	8.97	2.5	SR9	30/9/2014 17:10	30.46	199.5	12.76	2.8	SR9	30/9/2014 23:10	30.39	173.2	11.20	0.6
SR9	30/9/2014 5:15	29.47	143.0	9.27	1.5	SR9	30/9/2014 11:15	29.77	139.3	9.02	2.5	SR9	30/9/2014 17:15	30.79	200.3	12.72	2.7	SR9	30/9/2014 23:15	30.36	174.0	11.36	0.9
SR9	30/9/2014 5:20	29.47	140.8	9.15	1.6	SR9	30/9/2014 11:20	29.75	140.1	9.07	2.8	SR9	30/9/2014 17:20	30.52	199.2	12.67	2.6	SR9	30/9/2014 23:20	30.38	175.0	11.35	0.7
SR9	30/9/2014 5:25	29.46	140.0	9.10	1.1	SR9	30/9/2014 11:25	29.76	140.7	9.10	2.8	SR9	30/9/2014 17:25	30.45	189.1	12.07	2.9	SR9	30/9/2014 23:25	30.39	175.1	11.38	0.7
SR9	30/9/2014 5:30	29.45	139.1	9.02	1.4	SR9	30/9/2014 11:30	29.75	141.9	9.20	2.5	SR9	30/9/2014 17:30	30.16	165.6	10.62	3.9	SR9	30/9/2014 23:30	30.39	175.6	11.45	0.7
SR9	30/9/2014 5:35	29.47	139.0	9.00	1.5	SR9	30/9/2014 11:35	29.67	138.1	8.95	2.4	SR9	30/9/2014 17:35	30.29	182.3	11.66	3.1	SR9	30/9/2014 23:35	30.40	176.0	11.27	0.4
SR9	30/9/2014 5:40	29.48	136.6	8.86	2.3	SR9	30/9/2014 11:40	29.55	119.7	7.77	**5.6**	SR9	30/9/2014 17:40	30.25	182.2	11.67	3.5	SR9	30/9/2014 23:40	30.38	175.3	11.36	0.7
SR9	30/9/2014 5:45	29.49	131.4	8.52	2.8	SR9	30/9/2014 11:45	29.66	133.4	8.65	3.0	SR9	30/9/2014 17:45	30.26	187.2	11.99	3.0	SR9	30/9/2014 23:45	30.37	171.5	11.06	0.5
SR9	30/9/2014 5:50	29.48	129.3	8.36	2.7	SR9	30/9/2014 11:50	29.62	128.6	8.34	3.8	SR9	30/9/2014 17:50	30.31	187.4	11.99	3.0	SR9	30/9/2014 23:50	30.34	166.9	10.80	0.5
SR9	30/9/2014 5:55	29.50	129.0	8.34	2.9	SR9	30/9/2014 11:55	29.68	131.7	8.53	3.5	SR9	30/9/2014 17:55	30.19	169.4	10.91	4.1	SR9	30/9/2014 23:55	30.38	171.8	11.12	0.8

Station	Timestamp	Temp (° C)	DO (%)	DO (mg/L)	Tur (NTU)	Station	Timestamp	Temp (° C)	DO (%)	DO (mg/L)	Tur (NTU)	Station	Timestamp	Temp (° C)	DO (%)	DO (mg/L)	Tur (NTU)	Station	Timestamp	Temp (°C)	DO (%)	DO (mg/L)	Tur (NTU)
SR10	30/9/2014 0:00	29.50	66.6	**4.51**	2.7	SR10	30/9/2014 6:00	29.39	83.7	**5.72**	4.2	SR10	30/9/2014 12:00	29.59	70.7	**4.81**	2.5	SR10	30/9/2014 18:00	29.68	89.7	**5.73**	0.1
SR10	30/9/2014 0:05	29.51	69.4	**4.69**	2.4	SR10	30/9/2014 6:05	29.38	83.1	**5.69**	3.4	SR10	30/9/2014 12:05	29.65	70.7	**4.81**	2.4	SR10	30/9/2014 18:05	29.71	90.3	**5.76**	0.1
SR10	30/9/2014 0:10	29.53	84.9	**5.74**	4.2	SR10	30/9/2014 6:10	29.38	82.0	**5.61**	3.8	SR10	30/9/2014 12:10	29.56	72.9	**4.97**	2.9	SR10	30/9/2014 18:10	29.70	89.9	**5.74**	0.1
SR10	30/9/2014 0:15	29.49	83.4	**5.65**	3.5	SR10	30/9/2014 6:15	29.37	81.4	**5.57**	3.8	SR10	30/9/2014 12:15	29.57	72.3	**4.93**	3.1	SR10	30/9/2014 18:15	29.83	90.4	**5.77**	0.2
SR10	30/9/2014 0:20	29.48	82.6	**5.59**	**8.5**	SR10	30/9/2014 6:20	29.33	80.6	**5.51**	4.5	SR10	30/9/2014 12:20	29.60	74.5	**5.06**	2.7	SR10	30/9/2014 18:20	29.77	89.4	**5.71**	0.8
SR10	30/9/2014 0:25	29.40	83.9	**5.68**	2.8	SR10	30/9/2014 6:25	29.33	80.4	**5.51**	**5.3**	SR10	30/9/2014 12:25	29.62	72.2	**4.91**	2.6	SR10	30/9/2014 18:25	29.85	89.4	**5.71**	0.1
SR10	30/9/2014 0:30	29.42	84.1	**5.71**	2.2	SR10	30/9/2014 6:30	29.34	80.8	**5.53**	4.5	SR10	30/9/2014 12:30	29.48	74.3	**5.06**	3.7	SR10	30/9/2014 18:30	29.76	88.7	**5.66**	0.3
SR10	30/9/2014 0:35	29.43	84.3	**5.72**	2.2	SR10	30/9/2014 6:35	29.32	79.8	**5.46**	3.1	SR10	30/9/2014 12:35	29.44	75.7	**5.16**	4.2	SR10	30/9/2014 18:35	29.69	87.9	**5.61**	0.3
SR10	30/9/2014 0:40	29.43	83.7	**5.67**	2.3	SR10	30/9/2014 6:40	29.33	79.7	**5.47**	3.6	SR10	30/9/2014 12:40	29.50	76.7	**5.22**	**5.1**	SR10	30/9/2014 18:40	29.74	88.9	**5.68**	0.2
SR10	30/9/2014 0:45	29.41	84.7	**5.74**	2.8	SR10	30/9/2014 6:45	29.32	80.0	**5.48**	4.1	SR10	30/9/2014 12:45	28.61	95.9	7.32	0.5	SR10	30/9/2014 18:45	29.73	86.8	**5.55**	0.3
SR10	30/9/2014 0:50	29.41	83.5	**5.66**	**19.1**	SR10	30/9/2014 6:50	29.30	79.7	**5.47**	3.2	SR10	30/9/2014 12:50	29.06	97.3	7.43	2.1	SR10	30/9/2014 18:50	29.71	88.9	**5.68**	0.5
SR10	30/9/2014 0:55	29.40	84.1	**5.71**	2.9	SR10	30/9/2014 6:55	29.29	78.9	**5.41**	3.0	SR10	30/9/2014 12:55	34.15	94.6	6.64	2.1	SR10	30/9/2014 18:55	29.72	83.6	**5.34**	0.2
SR10	30/9/2014 1:00	29.38	84.9	**5.76**	**10.7**	SR10	30/9/2014 7:00	29.29	79.9	**5.47**	2.5	SR10	30/9/2014 13:00	28.45	96.9	7.50	2.3	SR10	30/9/2014 19:00	29.72	81.3	**5.20**	0.6
SR10	30/9/2014 1:05	29.33	85.7	**5.82**	**5.6**	SR10	30/9/2014 7:05	29.30	79.9	**5.48**	3.4	SR10	30/9/2014 13:05	29.29	76.6	**4.91**	**4.9**	SR10	30/9/2014 19:05	29.72	79.5	**5.08**	0.4
SR10	30/9/2014 1:10	29.29	85.1	**5.80**	3.2	SR10	30/9/2014 7:10	29.29	79.1	**5.43**	2.8	SR10	30/9/2014 13:10	29.32	79.7	**5.10**	3.7	SR10	30/9/2014 19:10	29.75	81.4	**5.20**	0.8
SR10	30/9/2014 1:15	29.29	85.1	**5.80**	**5.4**	SR10	30/9/2014 7:15	29.29	78.5	**5.39**	2.8	SR10	30/9/2014 13:15	29.38	78.8	**5.04**	3.6	SR10	30/9/2014 19:15	29.78	86.7	**5.54**	0.2
SR10	30/9/2014 1:20	29.31	84.9	**5.78**	3.3	SR10	30/9/2014 7:20	29.28	79.1	**5.41**	3.0	SR10	30/9/2014 13:20	29.44	78.7	**5.03**	2.9	SR10	30/9/2014 19:20	29.79	89.8	**5.74**	0.1
SR10	30/9/2014 1:25	29.30	84.9	**5.79**	**7.4**	SR10	30/9/2014 7:25	29.28	78.6	**5.40**	2.2	SR10	30/9/2014 13:25	29.45	78.7	**5.03**	3.5	SR10	30/9/2014 19:25	29.73	88.9	**5.69**	0.7
SR10	30/9/2014 1:30	29.32	83.2	**5.66**	4.3	SR10	30/9/2014 7:30	29.28	78.8	**5.40**	2.4	SR10	30/9/2014 13:30	29.47	77.6	**4.96**	2.3	SR10	30/9/2014 19:30	29.74	89.0	**5.70**	0.4
SR10	30/9/2014 1:35	29.25	84.8	**5.78**	3.1	SR10	30/9/2014 7:35	29.29	77.7	**5.32**	2.6	SR10	30/9/2014 13:35	29.45	75.7	**4.84**	2.9	SR10	30/9/2014 19:35	29.76	88.8	**5.69**	0.1
SR10	30/9/2014 1:40	29.31	82.6	**5.63**	**13.0**	SR10	30/9/2014 7:40	29.29	79.2	**5.43**	2.9	SR10	30/9/2014 13:40	29.58	73.3	**4.69**	**4.8**	SR10	30/9/2014 19:40	29.73	88.5	**5.66**	0.1
SR10	30/9/2014 1:45	29.34	81.8	**5.57**	2.7	SR10	30/9/2014 7:45	29.29	79.2	**5.43**	3.3	SR10	30/9/2014 13:45	29.70	72.9	**4.65**	2.5	SR10	30/9/2014 19:45	29.74	89.0	**5.70**	0.2
SR10	30/9/2014 1:50	29.31	83.0	**5.65**	2.3	SR10	30/9/2014 7:50	29.29	78.7	**5.39**	2.8	SR10	30/9/2014 13:50	29.63	72.4	**4.63**	2.8	SR10	30/9/2014 19:50	29.79	89.0	**5.69**	0.1
SR10	30/9/2014 1:55	29.31	83.8	**5.70**	3.9	SR10	30/9/2014 7:55	29.28	79.4	**5.46**	2.5	SR10	30/9/2014 13:55	29.78	70.8	**4.52**	2.5	SR10	30/9/2014 19:55	29.78	88.4	**5.65**	0.8
SR10	30/9/2014 2:00	29.27	84.5	**5.74**	**12.4**	SR10	30/9/2014 8:00	29.28	78.8	**5.41**	2.3	SR10	30/9/2014 14:00	29.66	68.9	**4.39**	2.9	SR10	30/9/2014 20:00	29.77	89.1	**5.70**	0.1
SR10	30/9/2014 2:05	29.27	84.2	**5.74**	3.0	SR10	30/9/2014 8:05	29.28	78.4	**5.38**	2.3	SR10	30/9/2014 14:05	29.63	68.1	**4.35**	2.9	SR10	30/9/2014 20:05	29.78	89.1	**5.70**	0.1
SR10	30/9/2014 2:10	29.28	83.4	**5.68**	2.7	SR10	30/9/2014 8:10	29.28	75.2	**5.16**	3.3	SR10	30/9/2014 14:10	29.63	78.2	**5.00**	2.8	SR10	30/9/2014 20:10	29.79	88.7	**5.67**	0.5
SR10	30/9/2014 2:15	29.24	83.8	**5.70**	3.2	SR10	30/9/2014 8:15	29.29	74.9	**5.13**	2.5	SR10	30/9/2014 14:15	29.63	84.3	**5.39**	1.3	SR10	30/9/2014 20:15	29.80	88.8	**5.68**	0.3
SR10	30/9/2014 2:20	29.29	82.5	**5.62**	2.1	SR10	30/9/2014 8:20	29.30	73.1	**5.01**	2.5	SR10	30/9/2014 14:20	29.50	73.7	**4.71**	3.4	SR10	30/9/2014 20:20	29.80	88.6	**5.67**	0.6
SR10	30/9/2014 2:25	29.31	82.3	**5.60**	4.4	SR10	30/9/2014 8:25	29.30	72.3	**4.96**	2.4	SR10	30/9/2014 14:25	29.51	86.0	**5.49**	2.2	SR10	30/9/2014 20:25	29.80	88.6	**5.67**	0.1
SR10	30/9/2014 2:30	29.34	82.4	**5.60**	3.4	SR10	30/9/2014 8:30	29.30	72.8	**4.99**	1.9	SR10	30/9/2014 14:30	29.57	89.7	**5.72**	0.5	SR10	30/9/2014 20:30	29.78	88.5	**5.66**	0.8
SR10	30/9/2014 2:35	29.34	82.0	**5.57**	2.4	SR10	30/9/2014 8:35	29.30	72.1	**4.95**	2.1	SR10	30/9/2014 14:35	29.55	89.5	**5.71**	0.7	SR10	30/9/2014 20:35	29.75	88.7	**5.68**	0.3
SR10	30/9/2014 2:40	29.35	82.1	**5.58**	3.4	SR10	30/9/2014 8:40	29.31	73.1	**5.01**	1.9	SR10	30/9/2014 14:40	29.56	89.6	**5.72**	0.8	SR10	30/9/2014 20:40	29.75	85.9	**5.50**	0.7
SR10	30/9/2014 2:45	29.30	82.2	**5.59**	3.3	SR10	30/9/2014 8:45	29.31	70.4	**4.81**	2.2	SR10	30/9/2014 14:45	29.49	90.0	**5.75**	0.3	SR10	30/9/2014 20:45	29.73	85.9	**5.50**	3.9
SR10	30/9/2014 2:50	29.33	82.5	**5.61**	3.6	SR10	30/9/2014 8:50	29.32	73.2	**5.01**	2.2	SR10	30/9/2014 14:50	29.58	90.0	**5.74**	0.8	SR10	30/9/2014 20:50	29.71	85.5	**5.46**	0.1
SR10	30/9/2014 2:55	29.34	81.2	**5.53**	**4.8**	SR10	30/9/2014 8:55	29.32	69.3	**4.75**	2.6	SR10	30/9/2014 14:55	29.57	90.2	**5.75**	0.3	SR10	30/9/2014 20:55	29.71	85.0	**5.43**	0.8
SR10	30/9/2014 3:00	29.20	81.4	**5.56**	1.8	SR10	30/9/2014 9:00	29.32	66.9	**4.58**	2.1	SR10	30/9/2014 15:00	29.60	90.5	**5.77**	0.3	SR10	30/9/2014 21:00	29.75	86.6	**5.54**	0.1
SR10	30/9/2014 3:05	29.33	84.0	**5.72**	**5.8**	SR10	30/9/2014 9:05	29.33	68.4	**4.68**	2.1	SR10	30/9/2014 15:05	29.61	90.9	**5.79**	0.1	SR10	30/9/2014 21:05	29.72	81.6	**5.22**	0.1
SR10	30/9/2014 3:10	29.34	83.2	**5.66**	3.6	SR10	30/9/2014 9:10	29.33	67.7	**4.64**	2.7	SR10	30/9/2014 15:10	29.63	91.1	**5.81**	0.8	SR10	30/9/2014 21:10	29.71	79.3	**5.07**	0.1
SR10	30/9/2014 3:15	29.43	85.1	**5.78**	4.0	SR10	30/9/2014 9:15	29.33	66.2	**4.54**	2.5	SR10	30/9/2014 15:15	29.66	91.9	**5.85**	0.6	SR10	30/9/2014 21:15	29.71	78.1	**4.99**	0.8
SR10	30/9/2014 3:20	29.40	85.4	**5.80**	**6.6**	SR10	30/9/2014 9:20	29.34	68.6	**4.70**	2.4	SR10	30/9/2014 15:20	29.65	92.0	**5.86**	0.8	SR10	30/9/2014 21:20	29.71	74.7	**4.78**	0.6
SR10	30/9/2014 3:25	29.37	85.4	**5.81**	3.3	SR10	30/9/2014 9:25	29.36	71.6	**4.91**	2.4	SR10	30/9/2014 15:25	29.67	90.2	**5.74**	0.2	SR10	30/9/2014 21:25	29.71	73.7	**4.72**	0.3
SR10	30/9/2014 3:30	29.49	85.5	**5.80**	4.6	SR10	30/9/2014 9:30	29.36	72.7	**4.98**	3.3	SR10	30/9/2014 15:30	29.71	92.4	**5.88**	0.8	SR10	30/9/2014 21:30	29.71	71.5	**4.58**	0.1
SR10	30/9/2014 3:35	29.50	85.1	**5.78**	3.4	SR10	30/9/2014 9:35	29.39	71.7	**4.91**	2.4	SR10	30/9/2014 15:35	29.70	92.6	**5.90**	0.2	SR10	30/9/2014 21:35	29.71	71.6	**4.58**	0.2
SR10	30/9/2014 3:40	29.53	85.5	**5.82**	3.5	SR10	30/9/2014 9:40	29.38	69.2	**4.74**	2.4	SR10	30/9/2014 15:40	29.69	91.7	**5.84**	0.2	SR10	30/9/2014 21:40	29.71	69.6	**4.45**	0.1
SR10	30/9/2014 3:45	29.51	85.2	**5.79**	4.0	SR10	30/9/2014 9:45	29.38	69.3	**4.74**	2.3	SR10	30/9/2014 15:45	29.64	90.3	**5.75**	0.9	SR10	30/9/2014 21:45	29.71	70.6	**4.52**	0.1
SR10	30/9/2014 3:50	29.51	85.2	**5.79**	4.1	SR10	30/9/2014 9:50	29.39	69.1	**4.73**	3.1	SR10	30/9/2014 15:50	29.70	87.9	**5.59**	0.2	SR10	30/9/2014 21:50	29.71	70.0	**4.48**	0.3
SR10	30/9/2014 3:55	29.54	85.5	**5.81**	3.9	SR10	30/9/2014 9:55	29.39	69.0	**4.73**	2.8	SR10	30/9/2014 15:55	29.72	90.1	**5.73**	0.8	SR10	30/9/2014 21:55	29.70	68.1	**4.36**	0.2
SR10	30/9/2014 4:00	29.59	85.4	**5.79**	2.9	SR10	30/9/2014 10:00	29.40	69.7	**4.78**	2.0	SR10	30/9/2014 16:00	29.65	90.5	**5.77**	0.1	SR10	30/9/2014 22:00	29.69	67.6	**4.33**	0.3
SR10	30/9/2014 4:05	29.54	84.8	**5.76**	**7.4**	SR10	30/9/2014 10:05	29.41	69.9	**4.79**	2.2	SR10	30/9/2014 16:05	29.69	88.0	**5.60**	0.8	SR10	30/9/2014 22:05	29.69	76.4	**4.89**	0.5
SR10	30/9/2014 4:10	29.52	85.3	**5.80**	3.4	SR10	30/9/2014 10:10	29.37	73.5	**5.03**	2.7	SR10	30/9/2014 16:10	29.73	87.2	**5.55**	0.1	SR10	30/9/2014 22:10	29.70	71.8	**4.59**	0.2
SR10	30/9/2014 4:15	29.49	85.6	**5.82**	2.8	SR10	30/9/2014 10:15	29.40	72.0	**4.92**	2.3	SR10	30/9/2014 16:15	29.74	93.1	**5.93**	0.2	SR10	30/9/2014 22:15	29.70	71.7	**4.59**	0.3
SR10	30/9/2014 4:20	29.49	85.2	**5.80**	2.7	SR10	30/9/2014 10:20	29.39	71.0	**4.85**	2.6	SR10	30/9/2014 16:20	29.79	90.7	**5.77**	0.8	SR10	30/9/2014 22:20	29.70	71.9	**4.60**	0.2
SR10	30/9/2014 4:25	29.49	85.7	**5.84**	3.3	SR10	30/9/2014 10:25	29.42	72.0	**4.92**	2.5	SR10	30/9/2014 16:25	29.78	90.2	**5.74**	0.2	SR10	30/9/2014 22:25	29.70	73.0	**4.67**	0.2
SR10	30/9/2014 4:30	29.50	85.4	**5.81**	3.3	SR10	30/9/2014 10:30	29.44	73.4	**5.02**	**7.2**	SR10	30/9/2014 16:30	29.67	91.0	**5.80**	0.2	SR10	30/9/2014 22:30	29.69	71.7	**4.59**	0.1
SR10	30/9/2014 4:35	29.51	85.1	**5.79**	3.6	SR10	30/9/2014 10:35	29.35	77.4	**5.30**	**5.2**	SR10	30/9/2014 16:35	29.70	92.6	**5.90**	0.1	SR10	30/9/2014 22:35	29.70	79.0	**5.05**	0.8
SR10	30/9/2014 4:40	29.49	85.4	**5.81**	3.6	SR10	30/9/2014 10:40	29.39	78.0	**5.31**	4.1	SR10	30/9/2014 16:40	29.74	88.9	**5.66**	0.3	SR10	30/9/2014 22:40	29.68	85.3	**5.44**	0.2
SR10	30/9/2014 4:45	29.49	85.7	**5.83**	3.5	SR10	30/9/2014 10:45	29.37	80.2	**5.45**	**6.2**	SR10	30/9/2014 16:45	29.71	90.9	**5.79**	0.8	SR10	30/9/2014 22:45	29.68	70.7	**4.52**	0.1
SR10	30/9/2014 4:50	29.50	85.8	**5.84**	3.4	SR10	30/9/2014 10:50	29.37	79.9	**5.46**	**5.1**	SR10	30/9/2014 16:50	29.76	86.5	**5.50**	0.2	SR10	30/9/2014 22:50	29.66	85.0	**5.42**	0.6
SR10	30/9/2014 4:55	29.47	85.4	**5.81**	3.1	SR10	30/9/2014 10:55	29.39	80.1	**5.47**	4.6	SR10	30/9/2014 16:55	29.72	89.9	**5.72**	0.2	SR10	30/9/2014 22:55	29.66	79.1	**5.05**	1.8
SR10	30/9/2014 5:00	29.45	85.0	**5.79**	2.6	SR10	30/9/2014 11:00	29.37	80.1	**5.47**	**5.4**	SR10	30/9/2014 17:00	29.69	94.2	5.99	0.3	SR10	30/9/2014 23:00	29.65	84.8	**5.41**	3.1
SR10	30/9/2014 5:05	29.45	85.5	**5.82**	3.4	SR10	30/9/2014 11:05	29.39	80.2	**5.47**	**5.7**	SR10	30/9/2014 17:05	29.89	92.5	**5.87**	0.1	SR10	30/9/2014 23:05	29.66	78.3	**5.00**	2.0
SR10	30/9/2014 5:10	29.45	85.5	**5.83**	3.5	SR10	30/9/2014 11:10	29.40	80.1	**5.45**	4.7	SR10	30/9/2014 17:10	30.13	96.3	6.10	0.1	SR10	30/9/2014 23:10	29.65	76.2	**4.87**	0.4
SR10	30/9/2014 5:15	29.42	85.4	**5.83**	3.3	SR10	30/9/2014 11:15	29.39	80.2	**5.47**	4.4	SR10	30/9/2014 17:15	30.18	96.2	6.10	0.8	SR10	30/9/2014 23:15	29.64	78.5	**5.01**	0.7
SR10	30/9/2014 5:20	29.42	84.9	**5.80**	4.0	SR10	30/9/2014 11:20	29.27	80.1	**5.45**	**6.2**	SR10	30/9/2014 17:20	30.17	96.2	6.10	0.1	SR10	30/9/2014 23:20	29.64	63.8	**4.08**	3.8
SR10	30/9/2014 5:25	29.42	84.9	**5.79**	**5.7**	SR10	30/9/2014 11:25	29.36	78.3	**5.33**	**12.6**	SR10	30/9/2014 17:25	30.17	96.0	6.09	0.8	SR10	30/9/2014 23:25	29.64	60.8	**3.89**	0.2
SR10	30/9/2014 5:30	29.40	84.7	**5.80**	3.4	SR10	30/9/2014 11:30	29.37	79.5	**5.43**	**5.2**	SR10	30/9/2014 17:30	30.05	95.2	6.05	0.2	SR10	30/9/2014 23:30	29.65	63.1	**4.04**	0.2
SR10	30/9/2014 5:35	29.42	85.2	**5.82**	**8.9**	SR10	30/9/2014 11:35	29.39	78.3	**5.33**	4.6	SR10	30/9/2014 17:35	30.08	95.5	6.06	0.2	SR10	30/9/2014 23:35	29.65	64.9	**4.16**	0.3
SR10	30/9/2014 5:40	29.38	85.2	**5.82**	3.8	SR10	30/9/2014 11:40	29.49	75.1	**5.12**	3.4	SR10	30/9/2014 17:40	30.03	94.1	5.98	0.2	SR10	30/9/2014 23:40	29.64	71.4	**4.57**	0.3
SR10	30/9/2014 5:45	29.40	85.0	**5.80**	3.5	SR10	30/9/2014 11:45	29.51	74.1	**5.05**	3.6	SR10	30/9/2014 17:45	29.86	93.1	**5.93**	0.2	SR10	30/9/2014 23:45	29.63	68.7	**4.39**	1.8
SR10	30/9/2014 5:50	29.41	84.6	**5.78**	3.4	SR10	30/9/2014 11:50	29.52	72.0	**4.91**	3.1	SR10	30/9/2014 17:50	29.76	91.2	**5.82**	0.1	SR10	30/9/2014 23:50	29.62	67.6	**4.32**	3.0
SR10	30/9/2014 5:55	29.38	83.4	**5.70**	**4.9**	SR10	30/9/2014 11:55	29.48	71.6	**4.87**	3.6	SR10	30/9/2014 17:55	29.75	91.3	**5.83**	0.4	SR10	30/9/2014 23:55	29.61	74.6	**4.77**	**10.1**

Station	Timestamp	Temp (° C)	DO (%)	DO (mg/L)	Tur (NTU)	Station	Timestamp	Temp (° C)	DO (%)	DO (mg/L)	Tur (NTU)	Station	Timestamp	Temp (° C)	DO (%)	DO (mg/L)	Tur (NTU)	Station	Timestamp	Temp (°C)	DO (%)	DO (mg/L)	Tur (NTU)
SR11	30/9/2014 0:00	29.54	84.8	**5.42**	0.7	SR11	30/9/2014 6:00	29.36	77.6	**4.97**	0.1	SR11	30/9/2014 12:00	29.88	81.0	**5.18**	1.2	SR11	30/9/2014 18:00	29.54	79.8	**5.10**	0.3
SR11	30/9/2014 0:05	29.53	83.3	**5.33**	0.2	SR11	30/9/2014 6:05	29.31	75.5	**4.84**	0.1	SR11	30/9/2014 12:05	29.93	81.7	**5.22**	0.6	SR11	30/9/2014 18:05	29.70	78.6	**5.01**	0.1
SR11	30/9/2014 0:10	29.48	76.6	**4.91**	0.3	SR11	30/9/2014 6:10	29.27	72.7	**4.68**	0.1	SR11	30/9/2014 12:10	30.00	83.8	**5.35**	1.5	SR11	30/9/2014 18:10	29.65	80.4	**5.13**	0.1
SR11	30/9/2014 0:15	29.47	73.8	**4.72**	0.4	SR11	30/9/2014 6:15	29.19	74.9	**4.83**	0.2	SR11	30/9/2014 12:15	29.94	82.8	**5.29**	1.2	SR11	30/9/2014 18:15	29.59	80.6	**5.14**	0.5
SR11	30/9/2014 0:20	29.48	72.9	**4.67**	1.0	SR11	30/9/2014 6:20	29.19	77.0	**4.97**	0.1	SR11	30/9/2014 12:20	29.90	76.1	**4.86**	2.3	SR11	30/9/2014 18:20	29.46	81.0	**5.17**	0.9
SR11	30/9/2014 0:25	29.46	70.3	**4.50**	0.8	SR11	30/9/2014 6:25	29.21	78.5	**5.06**	0.2	SR11	30/9/2014 12:25	29.92	76.0	**4.85**	0.4	SR11	30/9/2014 18:25	29.62	77.3	**4.93**	0.1
SR11	30/9/2014 0:30	29.43	71.7	**4.59**	0.5	SR11	30/9/2014 6:30	29.23	77.9	**5.02**	0.2	SR11	30/9/2014 12:30	29.96	76.1	**4.86**	0.5	SR11	30/9/2014 18:30	29.56	76.1	**4.86**	0.4
SR11	30/9/2014 0:35	29.46	65.6	**4.20**	0.3	SR11	30/9/2014 6:35	29.24	76.8	**4.94**	0.2	SR11	30/9/2014 12:35	29.93	76.6	**4.90**	0.6	SR11	30/9/2014 18:35	29.58	76.0	**4.85**	0.2
SR11	30/9/2014 0:40	29.46	68.4	**4.38**	0.1	SR11	30/9/2014 6:40	29.28	80.6	**5.19**	0.5	SR11	30/9/2014 12:40	29.98	79.5	**5.08**	0.5	SR11	30/9/2014 18:40	29.54	77.9	**4.97**	0.7
SR11	30/9/2014 0:45	29.44	65.9	**4.23**	3.0	SR11	30/9/2014 6:45	29.31	81.1	**5.22**	0.6	SR11	30/9/2014 12:45	29.94	79.2	**5.06**	3.5	SR11	30/9/2014 18:45	29.53	72.3	**4.61**	0.7
SR11	30/9/2014 0:50	29.42	65.0	**4.16**	0.1	SR11	30/9/2014 6:50	29.33	81.4	**5.25**	0.9	SR11	30/9/2014 12:50	29.96	78.5	**5.01**	2.4	SR11	30/9/2014 18:50	29.54	73.2	**4.67**	1.2
SR11	30/9/2014 0:55	29.44	66.3	**4.25**	0.5	SR11	30/9/2014 6:55	29.31	82.4	**5.32**	0.8	SR11	30/9/2014 12:55	29.91	78.3	**5.00**	1.9	SR11	30/9/2014 18:55	29.51	74.5	**4.76**	1.9
SR11	30/9/2014 1:00	29.46	67.2	**4.30**	1.6	SR11	30/9/2014 7:00	29.33	82.4	**5.32**	1.1	SR11	30/9/2014 13:00	29.91	76.4	**4.88**	2.4	SR11	30/9/2014 19:00	29.50	71.5	**4.56**	1.3
SR11	30/9/2014 1:05	29.48	69.7	**4.46**	0.1	SR11	30/9/2014 7:05	29.35	81.5	**5.24**	1.1	SR11	30/9/2014 13:05	29.80	76.9	**4.92**	**6.6**	SR11	30/9/2014 19:05	29.45	71.3	**4.55**	1.0
SR11	30/9/2014 1:10	29.47	68.1	**4.36**	0.2	SR11	30/9/2014 7:10	29.35	82.1	**5.29**	0.9	SR11	30/9/2014 13:10	29.88	74.8	**4.78**	0.5	SR11	30/9/2014 19:10	29.51	69.8	**4.45**	0.8
SR11	30/9/2014 1:15	29.50	70.0	**4.48**	0.1	SR11	30/9/2014 7:15	29.38	83.3	**5.36**	1.1	SR11	30/9/2014 13:15	29.92	78.6	**5.02**	0.7	SR11	30/9/2014 19:15	29.44	72.3	**4.61**	2.0
SR11	30/9/2014 1:20	29.52	74.8	**4.78**	0.2	SR11	30/9/2014 7:20	29.38	82.8	**5.33**	1.1	SR11	30/9/2014 13:20	29.88	78.9	**5.05**	0.6	SR11	30/9/2014 19:20	29.50	69.8	**4.45**	0.4
SR11	30/9/2014 1:25	29.48	74.0	**4.74**	0.1	SR11	30/9/2014 7:25	29.35	82.3	**5.30**	0.8	SR11	30/9/2014 13:25	29.86	79.4	**5.07**	0.8	SR11	30/9/2014 19:25	29.43	72.2	**4.61**	0.5
SR11	30/9/2014 1:30	29.46	71.0	**4.55**	0.1	SR11	30/9/2014 7:30	29.37	82.4	**5.31**	1.4	SR11	30/9/2014 13:30	29.87	81.2	**5.19**	**6.4**	SR11	30/9/2014 19:30	29.43	71.8	**4.58**	1.7
SR11	30/9/2014 1:35	29.45	68.2	**4.36**	0.1	SR11	30/9/2014 7:35	29.37	82.2	**5.29**	1.1	SR11	30/9/2014 13:35	29.92	78.6	**5.03**	3.6	SR11	30/9/2014 19:35	29.46	68.6	**4.38**	**6.7**
SR11	30/9/2014 1:40	29.45	67.8	**4.34**	0.1	SR11	30/9/2014 7:40	29.39	82.6	**5.32**	0.9	SR11	30/9/2014 13:40	29.91	80.3	**5.14**	0.2	SR11	30/9/2014 19:40	29.53	69.5	**4.43**	1.1
SR11	30/9/2014 1:45	29.45	66.4	**4.25**	0.1	SR11	30/9/2014 7:45	29.39	83.4	**5.38**	1.0	SR11	30/9/2014 13:45	29.87	80.0	**5.12**	**7.3**	SR11	30/9/2014 19:45	29.42	68.5	**4.37**	1.9
SR11	30/9/2014 1:50	29.48	70.2	**4.49**	0.1	SR11	30/9/2014 7:50	29.40	82.7	**5.33**	1.1	SR11	30/9/2014 13:50	29.91	79.4	**5.08**	0.1	SR11	30/9/2014 19:50	29.40	70.2	**4.48**	0.9
SR11	30/9/2014 1:55	29.48	70.8	**4.53**	0.3	SR11	30/9/2014 7:55	29.40	82.8	**5.33**	1.4	SR11						SR11	30/9/2014 19:55	29.45	70.7	**4.51**	0.4
SR11	30/9/2014 2:00	29.50	74.3	**4.75**	1.5	SR11	30/9/2014 8:00	29.40	82.8	**5.33**	1.4	SR11						SR11	30/9/2014 20:00	29.44	68.3	**4.37**	0.4
SR11	30/9/2014 2:05	29.48	73.2	**4.68**	0.1	SR11	30/9/2014 8:05	29.41	82.2	**5.29**	1.5	SR11	30/9/2014 14:05	29.10	96.1	6.17	0.9	SR11	30/9/2014 20:05	29.44	71.3	**4.55**	0.3
SR11	30/9/2014 2:10	29.48	73.0	**4.68**	0.9	SR11	30/9/2014 8:10	29.42	82.3	**5.30**	2.4	SR11	30/9/2014 14:10	29.84	80.7	**5.14**	0.1	SR11	30/9/2014 20:10	29.47	69.8	**4.45**	0.1
SR11	30/9/2014 2:15	29.47	72.2	**4.62**	0.1	SR11	30/9/2014 8:15	29.42	82.4	**5.31**	1.8	SR11	30/9/2014 14:15	29.88	82.0	**5.22**	1.5	SR11	30/9/2014 20:15	29.43	69.9	**4.46**	4.0
SR11	30/9/2014 2:20	29.48	71.2	**4.56**	0.1	SR11	30/9/2014 8:20	29.41	82.4	**5.31**	1.6	SR11	30/9/2014 14:20	29.86	82.5	**5.26**	2.0	SR11	30/9/2014 20:20	29.61	76.5	**4.88**	**5.0**
SR11	30/9/2014 2:25	29.50	74.7	**4.78**	0.7	SR11	30/9/2014 8:25	29.43	82.6	**5.32**	1.4	SR11	30/9/2014 14:25	29.87	81.3	**5.18**	0.2	SR11	30/9/2014 20:25	29.59	79.9	**5.10**	1.1
SR11	30/9/2014 2:30	29.51	75.1	**4.80**	0.1	SR11	30/9/2014 8:30	29.45	82.3	**5.31**	1.1	SR11	30/9/2014 14:30	29.93	81.2	**5.17**	0.5	SR11	30/9/2014 20:30	29.60	80.2	**5.12**	0.1
SR11	30/9/2014 2:35	29.50	76.4	**4.89**	2.0	SR11	30/9/2014 8:35	29.43	82.4	**5.32**	1.8	SR11	30/9/2014 14:35	29.97	81.2	**5.17**	0.2	SR11	30/9/2014 20:35	29.61	86.8	**5.54**	2.1
SR11	30/9/2014 2:40	29.53	78.6	**5.02**	0.5	SR11	30/9/2014 8:40	29.48	82.2	**5.29**	4.0	SR11	30/9/2014 14:40	29.92	79.9	**5.09**	0.5	SR11	30/9/2014 20:40	29.55	88.3	**5.63**	2.1
SR11	30/9/2014 2:45	29.50	75.9	**4.86**	2.7	SR11	30/9/2014 8:45	29.49	82.6	**5.31**	4.3	SR11	30/9/2014 14:45	29.90	79.8	**5.09**	0.3	SR11	30/9/2014 20:45	29.61	82.2	**5.25**	**6.1**
SR11	30/9/2014 2:50	29.49	72.6	**4.64**	0.4	SR11	30/9/2014 8:50	29.48	81.8	**5.27**	1.2	SR11	30/9/2014 14:50	29.85	77.6	**4.95**	0.6	SR11	30/9/2014 20:50	29.59	79.9	**5.10**	**7.6**
SR11	30/9/2014 2:55	29.48	69.8	**4.47**	0.2	SR11	30/9/2014 8:55	29.47	82.6	**5.32**	2.0	SR11	30/9/2014 14:55	29.83	79.2	**5.05**	0.4	SR11	30/9/2014 20:55	29.58	80.3	**5.13**	**7.0**
SR11	30/9/2014 3:00	29.47	70.2	**4.49**	0.5	SR11	30/9/2014 9:00	29.46	83.0	**5.34**	1.1	SR11	30/9/2014 15:00	29.86	78.8	**5.03**	0.5	SR11	30/9/2014 21:00	29.58	82.9	**5.29**	3.7
SR11	30/9/2014 3:05	29.48	72.9	**4.67**	0.1	SR11	30/9/2014 9:05	29.52	82.9	**5.34**	1.6	SR11	30/9/2014 15:05	29.88	79.3	**5.05**	0.2	SR11	30/9/2014 21:05	29.60	83.8	**5.35**	0.8
SR11	30/9/2014 3:10	29.47	68.5	**4.38**	0.5	SR11	30/9/2014 9:10	29.54	83.1	**5.34**	0.9	SR11	30/9/2014 15:10	29.93	78.7	**5.01**	0.5	SR11	30/9/2014 21:10	29.61	89.0	**5.68**	1.1
SR11	30/9/2014 3:15	29.46	67.7	**4.33**	0.2	SR11	30/9/2014 9:15	29.53	82.3	**5.29**	1.6	SR11	30/9/2014 15:15	29.80	79.3	**5.05**	0.5	SR11	30/9/2014 21:15	29.63	90.2	**5.76**	1.1
SR11	30/9/2014 3:20	29.45	69.4	**4.44**	0.2	SR11	30/9/2014 9:20	29.50	82.7	**5.33**	2.6	SR11	30/9/2014 15:20	29.76	77.7	**4.95**	0.3	SR11	30/9/2014 21:20	29.64	90.4	**5.77**	**9.8**
SR11	30/9/2014 3:25	29.44	69.6	**4.45**	0.1	SR11	30/9/2014 9:25	29.49	82.8	**5.32**	**5.7**	SR11	30/9/2014 15:25	29.64	80.4	**5.14**	0.5	SR11	30/9/2014 21:25	29.65	90.7	**5.79**	2.3
SR11	30/9/2014 3:30	29.44	69.7	**4.46**	0.2	SR11	30/9/2014 9:30	29.54	82.8	**5.33**	0.8	SR11	30/9/2014 15:30	29.85	77.8	**4.96**	0.4	SR11	30/9/2014 21:30	29.63	89.2	**5.69**	3.9
SR11	30/9/2014 3:35	29.43	67.6	**4.33**	0.1	SR11	30/9/2014 9:35	29.49	83.7	**5.39**	1.4	SR11	30/9/2014 15:35	29.78	80.3	**5.12**	0.3	SR11	30/9/2014 21:35	29.59	84.1	**5.37**	2.8
SR11	30/9/2014 3:40	29.40	64.5	**4.13**	0.3	SR11	30/9/2014 9:40	29.51	82.2	**5.29**	1.4	SR11	30/9/2014 15:40	29.72	80.0	**5.10**	0.2	SR11	30/9/2014 21:40	29.58	84.7	**5.41**	**5.8**
SR11	30/9/2014 3:45	29.40	63.6	**4.08**	0.4	SR11	30/9/2014 9:45	29.55	83.8	**5.39**	0.9	SR11	30/9/2014 15:45	29.77	81.7	**5.21**	0.1	SR11	30/9/2014 21:45	29.60	88.4	**5.65**	**5.8**
SR11	30/9/2014 3:50	29.40	64.5	**4.13**	0.1	SR11	30/9/2014 9:50	29.62	84.0	**5.40**	0.6	SR11	30/9/2014 15:50	29.77	80.6	**5.14**	0.5	SR11	30/9/2014 21:50	29.62	90.9	**5.80**	3.2
SR11	30/9/2014 3:55	29.40	66.2	**4.24**	0.1	SR11	30/9/2014 9:55	29.56	84.6	**5.44**	0.6	SR11	30/9/2014 15:55	29.43	86.0	**5.50**	0.2	SR11	30/9/2014 21:55	29.64	93.2	**5.95**	0.1
SR11	30/9/2014 4:00	29.40	68.1	**4.36**	0.1	SR11	30/9/2014 10:00	29.54	84.1	**5.41**	0.5	SR11	30/9/2014 16:00	29.51	86.1	**5.51**	0.1	SR11	30/9/2014 22:00	29.67	93.8	5.99	2.2
SR11	30/9/2014 4:05	29.41	69.6	**4.46**	0.1	SR11	30/9/2014 10:05	29.56	84.7	**5.44**	1.2	SR11	30/9/2014 16:05	29.41	89.8	**5.74**	0.5	SR11	30/9/2014 22:05	29.65	93.4	**5.96**	4.2
SR11	30/9/2014 4:10	29.37	66.2	**4.24**	1.5	SR11	30/9/2014 10:10	29.54	85.1	**5.47**	0.9	SR11	30/9/2014 16:10	29.52	85.7	**5.47**	0.2	SR11	30/9/2014 22:10	29.63	92.7	**5.92**	4.4
SR11	30/9/2014 4:15	29.38	67.5	**4.33**	0.1	SR11	30/9/2014 10:15	29.62	85.2	**5.47**	0.7	SR11	30/9/2014 16:15	29.43	90.6	**5.79**	0.4	SR11	30/9/2014 22:15	29.68	93.1	**5.94**	1.3
SR11	30/9/2014 4:20	29.36	65.5	**4.21**	0.2	SR11	30/9/2014 10:20	29.72	85.9	**5.51**	0.5	SR11	30/9/2014 16:20	29.45	90.3	**5.77**	0.3	SR11	30/9/2014 22:20	29.68	92.2	**5.88**	0.6
SR11	30/9/2014 4:25	29.36	65.5	**4.20**	4.2	SR11	30/9/2014 10:25	29.68	85.6	**5.50**	0.6	SR11	30/9/2014 16:25	29.44	91.7	**5.86**	0.4	SR11	30/9/2014 22:25	29.69	93.8	5.99	0.7
SR11	30/9/2014 4:30	29.36	64.8	**4.16**	0.1	SR11	30/9/2014 10:30	29.61	85.9	**5.52**	**8.5**	SR11	30/9/2014 16:30	29.44	92.6	**5.92**	0.4	SR11	30/9/2014 22:30	29.69	92.9	**5.93**	2.1
SR11	30/9/2014 4:35	29.35	65.5	**4.20**	0.3	SR11	30/9/2014 10:35	29.66	85.3	**5.48**	0.4	SR11	30/9/2014 16:35	29.64	83.5	**5.33**	0.2	SR11	30/9/2014 22:35	29.67	93.7	5.99	0.4
SR11	30/9/2014 4:40	29.34	68.4	**4.38**	0.1	SR11	30/9/2014 10:40	29.62	85.5	**5.49**	0.6	SR11	30/9/2014 16:40	29.62	85.7	**5.47**	0.1	SR11	30/9/2014 22:40	29.66	92.9	**5.93**	0.4
SR11	30/9/2014 4:45	29.33	67.4	**4.32**	**8.4**	SR11	30/9/2014 10:45	29.62	85.0	**5.46**	1.1	SR11	30/9/2014 16:45	29.49	90.9	**5.81**	0.4	SR11	30/9/2014 22:45	29.68	92.9	**5.93**	0.8
SR11	30/9/2014 4:50	29.34	65.8	**4.21**	0.1	SR11	30/9/2014 10:50	29.62	85.8	**5.51**	0.5	SR11	30/9/2014 16:50	29.50	89.8	**5.73**	0.2	SR11	30/9/2014 22:50	29.68	92.5	**5.91**	0.9
SR11	30/9/2014 4:55	29.33	66.8	**4.28**	0.5	SR11	30/9/2014 10:55	29.62	85.6	**5.49**	0.6	SR11	30/9/2014 16:55	29.55	84.8	**5.41**	0.2	SR11	30/9/2014 22:55	29.67	92.2	**5.89**	1.5
SR11	30/9/2014 5:00	29.33	66.7	**4.27**	0.9	SR11	30/9/2014 11:00	29.61	84.2	**5.41**	0.7	SR11	30/9/2014 17:00	29.62	86.6	**5.53**	0.2	SR11	30/9/2014 23:00	29.68	91.8	**5.87**	**8.9**
SR11	30/9/2014 5:05	29.33	68.9	**4.41**	0.1	SR11	30/9/2014 11:05	29.65	86.4	**5.55**	2.7	SR11	30/9/2014 17:05	29.61	86.8	**5.54**	0.2	SR11	30/9/2014 23:05	29.62	91.0	**5.83**	**8.6**
SR11	30/9/2014 5:10	29.37	71.1	**4.55**	3.3	SR11	30/9/2014 11:10	29.64	85.7	**5.51**	4.2	SR11	30/9/2014 17:10	29.58	86.7	**5.53**	0.5	SR11	30/9/2014 23:10	29.67	91.3	**5.83**	**7.0**
SR11	30/9/2014 5:15	29.39	77.7	**4.97**	**5.3**	SR11	30/9/2014 11:15	29.65	85.9	**5.51**	0.9	SR11	30/9/2014 17:15	29.79	79.5	**5.06**	0.9	SR11	30/9/2014 23:15	29.67	90.8	**5.81**	4.1
SR11	30/9/2014 5:20	29.40	76.0	**4.86**	**6.4**	SR11	30/9/2014 11:20	29.72	82.7	**5.30**	2.3	SR11	30/9/2014 17:20	29.74	82.6	**5.26**	0.5	SR11	30/9/2014 23:20	29.66	90.6	**5.79**	4.3
SR11	30/9/2014 5:25	29.34	73.1	**4.68**	0.5	SR11	30/9/2014 11:25	29.73	80.3	**5.15**	0.7	SR11	30/9/2014 17:25	29.77	79.5	**5.06**	0.4	SR11	30/9/2014 23:25	29.68	90.2	**5.76**	**9.6**
SR11	30/9/2014 5:30	29.34	71.6	**4.59**	1.3	SR11	30/9/2014 11:30	29.79	77.1	**4.94**	1.4	SR11	30/9/2014 17:30	29.65	81.6	**5.20**	0.5	SR11	30/9/2014 23:30	29.68	90.8	**5.80**	3.1
SR11	30/9/2014 5:35	29.37	78.3	**5.01**	0.5	SR11	30/9/2014 11:35	29.83	77.9	**4.99**	2.3	SR11	30/9/2014 17:35	29.61	82.5	**5.26**	0.8	SR11	30/9/2014 23:35	29.61	88.3	**5.64**	**10.2**
SR11	30/9/2014 5:40	29.35	74.7	**4.78**	0.1	SR11	30/9/2014 11:40	29.83	76.2	**4.88**	**6.7**	SR11	30/9/2014 17:40	29.60	81.2	**5.17**	0.9	SR11	30/9/2014 23:40	29.62	84.4	**5.40**	**8.9**
SR11	30/9/2014 5:45	29.31	72.9	**4.67**	**12.2**	SR11	30/9/2014 11:45	29.86	74.6	**4.77**	0.2	SR11	30/9/2014 17:45	29.54	82.2	**5.24**	0.4	SR11	30/9/2014 23:45	29.61	84.0	**5.37**	2.4
SR11	30/9/2014 5:50	29.30	70.1	**4.49**	0.2	SR11	30/9/2014 11:50	29.99	75.3	**4.81**	0.8	SR11	30/9/2014 17:50	29.63	80.2	**5.11**	0.3	SR11	30/9/2014 23:50	29.58	80.8	**5.17**	**13.7**
SR11	30/9/2014 5:55	29.35	76.5	**4.90**	0.1	SR11	30/9/2014 11:55	29.95	81.1	**5.19**	0.9	SR11	30/9/2014 17:55	29.48	82.5	**5.26**	0.2	SR11	30/9/2014 23:55	29.59	82.1	**5.25**	0.2

Station	Timestamp	Temp (° C)	DO (%)	DO (mg/L)	Tur (NTU)	Station	Timestamp	Temp (° C)	DO (%)	DO (mg/L)	Tur (NTU)	Station	Timestamp	Temp (° C)	DO (%)	DO (mg/L)	Tur (NTU)	Station	Timestamp	Temp (°C)	DO (%)	DO (mg/L)	Tur (NTU)
SR12	30/9/2014 0:01	29.27	63.1	4.09	4.9	SR12	30/9/2014 6:01	29.32	71.4	4.65	5.2	SR12	30/9/2014 12:01	29.47	67.3	4.38	3.6	SR12	30/9/2014 18:01	29.84	75.3	4.89	2.8
SR12	30/9/2014 0:06	29.27	63.8	4.14	4.8	SR12	30/9/2014 6:06	29.32	71.0	4.62	5.2	SR12	30/9/2014 12:06	29.50	67.7	4.40	3.4	SR12	30/9/2014 18:06	29.78	73.8	4.80	3.1
SR12	30/9/2014 0:11	29.26	63.5	4.12	4.6	SR12	30/9/2014 6:11	29.33	71.1	4.62	5.3	SR12	30/9/2014 12:11	29.44	65.9	4.28	3.8	SR12	30/9/2014 18:11	29.83	76.0	4.94	3.6
SR12	30/9/2014 0:16	29.27	63.4	4.11	5.1	SR12	30/9/2014 6:16	29.34	71.7	4.67	4.9	SR12	30/9/2014 12:16	29.51	69.0	4.48	3.4	SR12	30/9/2014 18:16	29.80	74.6	4.84	3.2
SR12	30/9/2014 0:21	29.26	63.7	4.13	4.4	SR12	30/9/2014 6:21	29.34	71.5	4.65	5.3	SR12	30/9/2014 12:21	29.45	64.9	4.21	4.3	SR12	30/9/2014 18:21	29.84	76.6	4.98	3.0
SR12	30/9/2014 0:26	29.25	63.6	4.12	4.4	SR12	30/9/2014 6:26	29.35	71.6	4.66	5.2	SR12	30/9/2014 12:26	29.44	66.1	4.29	3.5	SR12	30/9/2014 18:26	29.86	77.3	5.02	3.1
SR12	30/9/2014 0:31	29.25	63.1	4.09	4.3	SR12	30/9/2014 6:31	29.35	72.0	4.69	5.4	SR12	30/9/2014 12:31	29.48	68.1	4.42	3.9	SR12	30/9/2014 18:31	29.82	76.1	4.95	3.0
SR12	30/9/2014 0:36	29.25	64.3	4.17	4.2	SR12	30/9/2014 6:36	29.35	71.7	4.68	5.8	SR12	30/9/2014 12:36	29.50	67.0	4.34	4.1	SR12	30/9/2014 18:36	29.76	74.0	4.80	3.6
SR12	30/9/2014 0:41	29.25	66.2	4.30	3.9	SR12	30/9/2014 6:41	29.36	71.7	4.68	5.2	SR12	30/9/2014 12:41	29.45	65.5	4.25	4.2	SR12	30/9/2014 18:41	29.77	74.1	4.82	2.9
SR12	30/9/2014 0:46	29.25	66.2	4.30	4.4	SR12	30/9/2014 6:46	29.37	72.0	4.70	5.4	SR12	30/9/2014 12:46	29.88	71.5	4.63	2.4	SR12	30/9/2014 18:46	29.77	73.8	4.79	2.9
SR12	30/9/2014 0:51	29.27	66.7	4.33	4.3	SR12	30/9/2014 6:51	29.37	72.0	4.70	5.2	SR12	30/9/2014 12:51	29.86	72.9	4.72	2.5	SR12	30/9/2014 18:51	29.82	76.5	4.97	2.7
SR12	30/9/2014 0:56	29.30	67.0	4.35	4.0	SR12	30/9/2014 6:56	29.38	72.0	4.70	5.4	SR12	30/9/2014 12:56	29.49	65.9	4.28	3.5	SR12	30/9/2014 18:56	29.53	69.1	4.49	5.3
SR12	30/9/2014 1:01	29.35	68.7	4.46	4.2	SR12	30/9/2014 7:01	29.38	72.1	4.71	7.1	SR12	30/9/2014 13:01	29.55	68.3	4.43	3.0	SR12	30/9/2014 19:01	29.76	73.9	4.80	3.1
SR12	30/9/2014 1:06	29.36	68.1	4.43	4.1	SR12	30/9/2014 7:06	29.39	71.8	4.69	5.3	SR12	30/9/2014 13:06	29.49	67.9	4.40	3.5	SR12	30/9/2014 19:06	29.78	75.4	4.90	2.8
SR12	30/9/2014 1:11	29.36	67.3	4.37	4.2	SR12	30/9/2014 7:11	29.39	71.8	4.69	6.6	SR12	30/9/2014 13:11	29.52	67.8	4.40	3.4	SR12	30/9/2014 19:11	29.77	73.1	4.75	3.6
SR12	30/9/2014 1:16	29.38	68.6	4.46	4.2	SR12	30/9/2014 7:16	29.40	71.9	4.70	5.7	SR12	30/9/2014 13:16	29.50	67.0	4.34	2.9	SR12	30/9/2014 19:16	29.72	73.2	4.76	3.2
SR12	30/9/2014 1:21	29.39	68.8	4.47	4.7	SR12	30/9/2014 7:21	29.41	71.9	4.70	5.4	SR12	30/9/2014 13:21	29.75	69.4	4.50	2.4	SR12	30/9/2014 19:21	29.71	74.0	4.81	3.0
SR12	30/9/2014 1:26	29.39	68.8	4.47	4.4	SR12	30/9/2014 7:26	29.41	71.8	4.70	5.4	SR12	30/9/2014 13:26	29.74	70.7	4.58	3.1	SR12	30/9/2014 19:26	29.68	71.6	4.65	3.4
SR12	30/9/2014 1:31	29.40	69.8	4.54	3.9	SR12	30/9/2014 7:31	29.42	72.2	4.72	5.9	SR12	30/9/2014 13:31	29.82	69.8	4.52	2.4	SR12	30/9/2014 19:31	29.65	69.8	4.53	3.5
SR12	30/9/2014 1:36	29.39	68.6	4.46	4.7	SR12	30/9/2014 7:36	29.43	72.1	4.72	6.9	SR12	30/9/2014 13:36	29.95	73.4	4.75	2.7	SR12	30/9/2014 19:36	29.63	70.9	4.60	4.5
SR12	30/9/2014 1:41	29.40	69.0	4.49	4.0	SR12	30/9/2014 7:41	29.43	72.2	4.73	6.5	SR12	30/9/2014 13:41	29.99	73.8	4.77	2.5	SR12	30/9/2014 19:41	29.67	74.4	4.84	3.1
SR12	30/9/2014 1:46	29.40	69.3	4.50	4.5	SR12	30/9/2014 7:46	29.44	72.5	4.75	6.5	SR12	30/9/2014 13:46	29.94	74.1	4.79	3.3	SR12	30/9/2014 19:46	29.65	73.0	4.75	2.8
SR12	30/9/2014 1:51	29.40	69.6	4.53	4.3	SR12	30/9/2014 7:51	29.44	72.4	4.74	6.0	SR12	30/9/2014 13:51	29.95	73.7	4.76	2.9	SR12	30/9/2014 19:51	29.68	72.6	4.73	2.6
SR12	30/9/2014 1:56	29.41	70.1	4.56	3.8	SR12	30/9/2014 7:56	29.45	72.6	4.76	5.4	SR12	30/9/2014 13:56	30.06	75.1	4.85	2.6	SR12	30/9/2014 19:56	29.69	71.2	4.63	2.9
SR12	30/9/2014 2:01	29.41	70.6	4.60	3.7	SR12	30/9/2014 8:01	29.45	72.6	4.75	5.9	SR12	30/9/2014 14:01	30.05	77.0	4.99	2.8	SR12	30/9/2014 20:01	29.70	72.7	4.74	2.7
SR12	30/9/2014 2:06	29.42	70.7	4.60	3.9	SR12	30/9/2014 8:06	29.45	72.5	4.75	5.9	SR12	30/9/2014 14:06	30.00	76.6	4.97	2.6	SR12	30/9/2014 20:06	29.67	69.3	4.50	3.3
SR12	30/9/2014 2:11	29.41	69.3	4.50	4.5	SR12	30/9/2014 8:11	29.46	73.2	4.79	4.9	SR12	30/9/2014 14:11	30.03	78.8	5.11	2.8	SR12	30/9/2014 20:11	29.72	73.6	4.79	2.6
SR12	30/9/2014 2:16	29.41	69.0	4.49	4.2	SR12	30/9/2014 8:16	29.47	72.9	4.78	5.0	SR12	30/9/2014 14:16	30.03	78.7	5.11	2.7	SR12	30/9/2014 20:16	29.72	73.6	4.79	2.9
SR12	30/9/2014 2:21	29.41	69.1	4.49	4.4	SR12	30/9/2014 8:21	29.47	72.4	4.74	5.2	SR12	30/9/2014 14:21	29.99	77.8	5.05	3.1	SR12	30/9/2014 20:21	29.71	72.0	4.69	2.7
SR12	30/9/2014 2:26	29.41	69.2	4.50	4.8	SR12	30/9/2014 8:26	29.48	72.9	4.77	5.0	SR12	30/9/2014 14:26	29.97	76.9	5.00	2.7	SR12	30/9/2014 20:26	29.70	71.3	4.64	3.1
SR12	30/9/2014 2:31	29.42	69.2	4.50	4.5	SR12	30/9/2014 8:31	29.51	73.7	4.83	5.0	SR12	30/9/2014 14:31	29.84	75.5	4.90	4.3	SR12	30/9/2014 20:31	29.70	72.8	4.73	3.2
SR12	30/9/2014 2:36	29.42	68.7	4.47	5.0	SR12	30/9/2014 8:36	29.53	74.1	4.86	4.6	SR12	30/9/2014 14:36	29.89	76.0	4.94	3.1	SR12	30/9/2014 20:36	29.70	71.3	4.64	2.5
SR12	30/9/2014 2:41	29.41	68.6	4.46	4.5	SR12	30/9/2014 8:41	29.52	73.1	4.79	4.7	SR12	30/9/2014 14:41	29.91	77.7	5.05	3.2	SR12	30/9/2014 20:41	29.70	71.6	4.66	2.5
SR12	30/9/2014 2:46	29.42	68.9	4.48	4.3	SR12	30/9/2014 8:46	29.51	72.5	4.75	5.1	SR12	30/9/2014 14:46	29.75	72.3	4.69	4.0	SR12	30/9/2014 20:46	29.71	72.8	4.74	2.8
SR12	30/9/2014 2:51	29.42	68.9	4.48	4.7	SR12	30/9/2014 8:51	29.51	71.8	4.70	5.3	SR12	30/9/2014 14:51	29.91	77.9	5.06	3.3	SR12	30/9/2014 20:51	29.69	73.1	4.76	3.0
SR12	30/9/2014 2:56	29.42	68.6	4.46	4.6	SR12	30/9/2014 8:56	29.53	73.0	4.78	4.9	SR12	30/9/2014 14:56	29.90	78.3	5.09	2.9	SR12	30/9/2014 20:56	29.68	72.9	4.74	2.8
SR12	30/9/2014 3:01	29.42	68.2	4.43	4.3	SR12	30/9/2014 9:01	29.53	72.8	4.77	5.0	SR12	30/9/2014 15:01	29.91	78.1	5.08	3.0	SR12	30/9/2014 21:01	29.62	73.6	4.79	2.6
SR12	30/9/2014 3:06	29.42	68.0	4.42	5.3	SR12	30/9/2014 9:06	29.56	73.3	4.80	4.1	SR12	30/9/2014 15:06	29.94	78.8	5.12	3.1	SR12	30/9/2014 21:06	29.60	73.6	4.79	2.5
SR12	30/9/2014 3:11	29.42	68.4	4.45	4.5	SR12	30/9/2014 9:11	29.56	73.5	4.82	3.9	SR12	30/9/2014 15:11	29.92	78.5	5.10	2.8	SR12	30/9/2014 21:11	29.60	73.1	4.76	2.9
SR12	30/9/2014 3:16	29.40	67.9	4.41	5.1	SR12	30/9/2014 9:16	29.59	73.6	4.81	3.7	SR12	30/9/2014 15:16	29.91	78.5	5.11	3.5	SR12	30/9/2014 21:16	29.60	71.9	4.67	3.4
SR12	30/9/2014 3:21	29.41	68.1	4.42	4.6	SR12	30/9/2014 9:21	29.60	71.7	4.69	4.0	SR12	30/9/2014 15:21	29.92	78.9	5.13	3.7	SR12	30/9/2014 21:21	29.53	69.5	4.51	3.5
SR12	30/9/2014 3:26	29.40	67.7	4.40	4.5	SR12	30/9/2014 9:26	29.56	70.6	4.62	4.8	SR12	30/9/2014 15:26	29.91	78.5	5.11	2.9	SR12	30/9/2014 21:26	29.54	69.7	4.52	3.3
SR12	30/9/2014 3:31	29.40	67.8	4.40	4.7	SR12	30/9/2014 9:31	29.57	71.8	4.70	4.0	SR12	30/9/2014 15:31	29.88	77.6	5.05	3.6	SR12	30/9/2014 21:31	29.61	70.9	4.61	2.7
SR12	30/9/2014 3:36	29.39	67.1	4.36	6.1	SR12	30/9/2014 9:36	29.54	71.6	4.67	4.7	SR12	30/9/2014 15:36	29.97	79.8	5.19	2.6	SR12	30/9/2014 21:36	29.53	69.1	4.48	3.5
SR12	30/9/2014 3:41	29.38	67.0	4.36	4.5	SR12	30/9/2014 9:41	29.52	71.5	4.66	3.8	SR12	30/9/2014 15:41	29.94	79.0	5.14	2.7	SR12	30/9/2014 21:41	29.46	67.9	4.40	4.3
SR12	30/9/2014 3:46	29.37	67.0	4.35	7.5	SR12	30/9/2014 9:46	29.56	72.2	4.72	3.9	SR12	30/9/2014 15:46	29.94	79.6	5.18	2.8	SR12	30/9/2014 21:46	29.44	67.5	4.37	4.7
SR12	30/9/2014 3:51	29.37	67.6	4.39	5.5	SR12	30/9/2014 9:51	29.64	73.6	4.81	4.2	SR12	30/9/2014 15:51	29.94	79.6	5.18	3.0	SR12	30/9/2014 21:51	29.46	67.1	4.35	4.1
SR12	30/9/2014 3:56	29.37	67.3	4.37	5.6	SR12	30/9/2014 9:56	29.60	72.7	4.75	3.9	SR12	30/9/2014 15:56	29.92	79.5	5.17	3.0	SR12	30/9/2014 21:56	29.42	66.3	4.29	4.9
SR12	30/9/2014 4:01	29.37	67.4	4.38	5.4	SR12	30/9/2014 10:01	29.51	69.9	4.55	4.8	SR12	30/9/2014 16:01	29.92	78.9	5.13	3.0	SR12	30/9/2014 22:01	29.44	66.6	4.31	4.3
SR12	30/9/2014 4:06	29.35	66.7	4.33	7.9	SR12	30/9/2014 10:06	29.61	70.5	4.60	4.5	SR12	30/9/2014 16:06	29.97	80.7	5.25	2.5	SR12	30/9/2014 22:06	29.43	66.1	4.28	4.9
SR12	30/9/2014 4:11	29.36	67.1	4.36	6.9	SR12	30/9/2014 10:11	29.51	69.3	4.51	5.2	SR12	30/9/2014 16:11	29.93	79.2	5.16	2.9	SR12	30/9/2014 22:11	29.42	65.5	4.24	4.4
SR12	30/9/2014 4:16	29.35	66.9	4.34	9.2	SR12	30/9/2014 10:16	29.49	68.7	4.47	5.1	SR12	30/9/2014 16:16	29.92	79.1	5.15	3.0	SR12	30/9/2014 22:16	29.40	64.8	4.19	4.9
SR12	30/9/2014 4:21	29.35	67.7	4.40	8.3	SR12	30/9/2014 10:21	29.82	71.5	4.65	3.4	SR12	30/9/2014 16:21	29.93	79.6	5.18	2.8	SR12	30/9/2014 22:21	29.40	64.9	4.20	5.5
SR12	30/9/2014 4:26	29.35	67.5	4.38	8.6	SR12	30/9/2014 10:26	29.46	67.6	4.39	4.5	SR12	30/9/2014 16:26	29.93	79.5	5.17	2.8	SR12	30/9/2014 22:26	29.39	65.3	4.22	5.6
SR12	30/9/2014 4:31	29.34	67.3	4.37	7.8	SR12	30/9/2014 10:31	29.47	66.2	4.30	4.7	SR12	30/9/2014 16:31	29.94	79.5	5.17	2.7	SR12	30/9/2014 22:31	29.40	65.4	4.23	6.4
SR12	30/9/2014 4:36	29.34	68.4	4.45	8.6	SR12	30/9/2014 10:36	29.43	66.2	4.30	5.3	SR12	30/9/2014 16:36	29.94	79.4	5.16	2.7	SR12	30/9/2014 22:36	29.37	63.7	4.12	5.6
SR12	30/9/2014 4:41	29.33	68.7	4.46	7.5	SR12	30/9/2014 10:41	29.46	67.6	4.39	4.4	SR12	30/9/2014 16:41	29.96	80.4	5.23	2.6	SR12	30/9/2014 22:41	29.39	64.4	4.16	4.8
SR12	30/9/2014 4:46	29.32	70.5	4.58	6.3	SR12	30/9/2014 10:46	29.46	67.5	4.38	4.7	SR12	30/9/2014 16:46	29.97	81.1	5.27	2.5	SR12	30/9/2014 22:46	29.35	65.5	4.24	5.0
SR12	30/9/2014 4:51	29.32	69.9	4.54	7.3	SR12	30/9/2014 10:51	29.45	68.1	4.42	4.7	SR12	30/9/2014 16:51	29.96	80.7	5.25	2.8	SR12	30/9/2014 22:51	29.41	66.9	4.33	4.4
SR12	30/9/2014 4:56	29.31	70.9	4.61	4.9	SR12	30/9/2014 10:56	29.46	68.1	4.43	3.9	SR12	30/9/2014 16:56	29.93	78.6	5.11	2.4	SR12	30/9/2014 22:56	29.38	65.9	4.26	4.7
SR12	30/9/2014 5:01	29.31	69.7	4.52	6.8	SR12	30/9/2014 11:01	29.51	68.7	4.47	3.6	SR12	30/9/2014 17:01	29.79	74.8	4.87	3.3	SR12	30/9/2014 23:01	29.38	65.2	4.22	4.2
SR12	30/9/2014 5:06	29.30	69.3	4.50	8.7	SR12	30/9/2014 11:06	29.47	68.6	4.46	4.1	SR12	30/9/2014 17:06	29.95	79.7	5.18	3.0	SR12	30/9/2014 23:06	29.41	66.3	4.29	3.9
SR12	30/9/2014 5:11	29.30	69.5	4.51	7.1	SR12	30/9/2014 11:11	29.60	70.8	4.62	3.0	SR12	30/9/2014 17:11	29.85	76.7	4.99	3.1	SR12	30/9/2014 23:11	29.40	65.2	4.22	4.4
SR12	30/9/2014 5:16	29.30	70.2	4.56	6.9	SR12	30/9/2014 11:16	29.52	68.9	4.48	3.4	SR12	30/9/2014 17:16	29.91	76.7	4.99	2.4	SR12	30/9/2014 23:16	29.43	65.5	4.24	3.6
SR12	30/9/2014 5:21	29.30	69.6	4.52	**11.8**	SR12	30/9/2014 11:21	29.45	68.0	4.42	4.5	SR12	30/9/2014 17:21	29.84	75.2	4.89	2.7	SR12	30/9/2014 23:21	29.43	65.4	4.23	3.2
SR12	30/9/2014 5:26	29.30	69.7	4.53	7.4	SR12	30/9/2014 11:26	29.49	67.9	4.42	3.7	SR12	30/9/2014 17:26	29.93	79.8	5.19	2.4	SR12	30/9/2014 23:26	29.42	65.9	4.27	3.5
SR12	30/9/2014 5:31	29.31	70.8	4.60	6.8	SR12	30/9/2014 11:31	29.45	67.9	4.42	3.6	SR12	30/9/2014 17:31	29.91	78.1	5.08	2.4	SR12	30/9/2014 23:31	29.40	65.1	4.21	3.6
SR12	30/9/2014 5:36	29.31	70.8	4.60	6.2	SR12	30/9/2014 11:36	29.44	67.2	4.37	3.8	SR12	30/9/2014 17:36	29.93	79.8	5.19	2.8	SR12	30/9/2014 23:36	29.42	64.3	4.16	3.4
SR12	30/9/2014 5:41	29.31	71.0	4.62	5.9	SR12	30/9/2014 11:41	29.48	68.3	4.45	3.7	SR12	30/9/2014 17:41	29.86	76.0	4.94	2.9	SR12	30/9/2014 23:41	29.40	63.1	4.09	3.5
SR12	30/9/2014 5:46	29.31	71.4	4.64	5.6	SR12	30/9/2014 11:46	29.49	67.6	4.39	3.1	SR12	30/9/2014 17:46	29.95	79.2	5.15	2.5	SR12	30/9/2014 23:46	29.40	62.1	4.02	3.5
SR12	30/9/2014 5:51	29.31	70.7	4.60	5.4	SR12	30/9/2014 11:51	29.48	67.0	4.35	3.5	SR12	30/9/2014 17:51	29.94	78.4	5.10	2.5	SR12	30/9/2014 23:51	29.40	61.6	3.99	3.3
SR12	30/9/2014 5:56	29.32	71.5	4.65	5.1	SR12	30/9/2014 11:56	29.44	66.4	4.32	4.1	SR12	30/9/2014 17:56	29.81	74.4	4.83	3.5	SR12	30/9/2014 23:56	29.37	62.2	4.02	4.1

Station	Timestamp	Temp (° C)	DO (%)	DO (mg/L)	Tur (NTU)	Station	Timestamp	Temp (° C)	DO (%)	DO (mg/L)	Tur (NTU)	Station	Timestamp	Temp (° C)	DO (%)	DO (mg/L)	Tur (NTU)	Station	Timestamp	Temp (°C)	DO (%)	DO (mg/L)	Tur (NTU)
SR13	30/9/2014 0:00	29.35	68.1	**4.44**	4.4	SR13	30/9/2014 6:00	29.26	64.2	**4.19**	4.4	SR13	30/9/2014 12:00	29.36	63.7	**4.15**	1.6	SR13	30/9/2014 18:00	29.74	66.5	**4.31**	8.4
SR13	30/9/2014 0:05	29.35	68.5	**4.46**	4.9	SR13	30/9/2014 6:05	29.26	64.2	**4.19**	4.6	SR13	30/9/2014 12:05	29.37	64.2	**4.19**	1.9	SR13	30/9/2014 18:05	29.72	66.3	**4.30**	5.1
SR13	30/9/2014 0:10	29.34	66.8	**4.35**	5.3	SR13	30/9/2014 6:10	29.26	64.3	**4.19**	4.9	SR13	30/9/2014 12:10	29.37	64.5	**4.21**	2.0	SR13	30/9/2014 18:10	29.70	63.2	**4.09**	4.2
SR13	30/9/2014 0:15	29.34	67.0	**4.36**	5.5	SR13	30/9/2014 6:15	29.26	63.6	**4.15**	2.9	SR13	30/9/2014 12:15	29.38	64.3	**4.20**	1.8	SR13	30/9/2014 18:15	29.72	67.3	**4.37**	5.1
SR13	30/9/2014 0:20	29.35	67.7	**4.41**	5.0	SR13	30/9/2014 6:20	29.25	63.1	**4.12**	3.2	SR13	30/9/2014 12:20	29.38	63.4	**4.14**	1.3	SR13	30/9/2014 18:20	29.66	70.3	**4.57**	4.4
SR13	30/9/2014 0:25	29.33	66.6	**4.34**	4.3	SR13	30/9/2014 6:25	29.25	63.1	**4.12**	5.5	SR13	30/9/2014 12:25	29.46	65.6	**4.28**	1.4	SR13	30/9/2014 18:25	29.67	70.9	**4.61**	3.7
SR13	30/9/2014 0:30	29.33	68.1	**4.44**	4.5	SR13	30/9/2014 6:30	29.25	63.0	**4.11**	2.4	SR13	30/9/2014 12:30	29.38	66.3	**4.32**	4.3	SR13	30/9/2014 18:30	29.68	69.3	**4.50**	3.2
SR13	30/9/2014 0:35	29.32	67.7	**4.41**	5.0	SR13	30/9/2014 6:35	29.26	62.5	**4.08**	3.3	SR13	30/9/2014 12:35	29.37	65.8	**4.29**	3.1	SR13	30/9/2014 18:35	29.71	69.8	**4.53**	3.9
SR13	30/9/2014 0:40	29.32	67.2	**4.37**	4.1	SR13	30/9/2014 6:40	29.26	62.7	**4.09**	3.3	SR13	30/9/2014 12:40	29.38	65.6	**4.28**	2.7	SR13	30/9/2014 18:40	29.70	69.4	**4.51**	2.2
SR13	30/9/2014 0:45	29.32	66.9	**4.36**	4.6	SR13	30/9/2014 6:45	29.26	62.3	**4.07**	3.4	SR13	30/9/2014 12:45	29.49	65.8	**4.29**	1.9	SR13	30/9/2014 18:45	29.69	69.6	**4.52**	4.8
SR13	30/9/2014 0:50	29.31	66.3	**4.32**	4.2	SR13	30/9/2014 6:50	29.25	61.0	**3.98**	2.9	SR13	30/9/2014 12:50	29.60	68.4	**4.45**	2.4	SR13	30/9/2014 18:50	29.68	66.6	**4.32**	1.6
SR13	30/9/2014 0:55	29.32	66.1	**4.30**	3.1	SR13	30/9/2014 6:55	29.24	63.1	**4.12**	2.6	SR13	30/9/2014 12:55	29.56	67.9	**4.42**	2.2	SR13	30/9/2014 18:55	29.68	66.0	**4.28**	1.6
SR13	30/9/2014 1:00	29.32	65.2	**4.24**	3.1	SR13	30/9/2014 7:00	29.24	62.0	**4.05**	1.9	SR13	30/9/2014 13:00	29.46	66.2	**4.31**	1.9	SR13	30/9/2014 19:00	29.65	64.9	**4.22**	1.9
SR13	30/9/2014 1:05	29.31	67.3	**4.38**	4.2	SR13	30/9/2014 7:05	29.25	62.7	**4.09**	3.1	SR13	30/9/2014 13:05	29.58	66.8	**4.34**	1.8	SR13	30/9/2014 19:05	29.65	67.4	**4.38**	2.6
SR13	30/9/2014 1:10	29.31	66.6	**4.34**	3.2	SR13	30/9/2014 7:10	29.25	62.2	**4.06**	3.3	SR13	30/9/2014 13:10	29.54	66.4	**4.32**	1.8	SR13	30/9/2014 19:10	29.65	67.2	**4.37**	3.5
SR13	30/9/2014 1:15	29.31	66.6	**4.34**	3.0	SR13	30/9/2014 7:15	29.25	61.7	**4.02**	2.4	SR13	30/9/2014 13:15	29.48	65.3	**4.25**	1.5	SR13	30/9/2014 19:15	29.67	69.7	**4.53**	4.2
SR13	30/9/2014 1:20	29.33	66.2	**4.31**	3.3	SR13	30/9/2014 7:20	29.26	61.7	**4.03**	2.7	SR13	30/9/2014 13:20	29.49	65.7	**4.28**	1.5	SR13	30/9/2014 19:20	29.61	71.1	**4.62**	3.7
SR13	30/9/2014 1:25	29.32	65.7	**4.28**	3.0	SR13	30/9/2014 7:25	29.25	62.6	**4.09**	3.4	SR13	30/9/2014 13:25	29.52	66.7	**4.34**	1.7	SR13	30/9/2014 19:25	29.62	70.7	**4.60**	2.3
SR13	30/9/2014 1:30	29.32	65.9	**4.29**	3.0	SR13	30/9/2014 7:30	29.26	62.9	**4.10**	3.2	SR13	30/9/2014 13:30	29.41	65.3	**4.25**	2.4	SR13	30/9/2014 19:30	29.63	70.9	**4.61**	2.9
SR13	30/9/2014 1:35	29.32	65.8	**4.28**	2.9	SR13	30/9/2014 7:35	29.26	63.5	**4.14**	4.6	SR13	30/9/2014 13:35	29.50	66.2	**4.31**	1.8	SR13	30/9/2014 19:35	29.65	70.0	**4.56**	3.7
SR13	30/9/2014 1:40	29.31	66.7	**4.35**	4.4	SR13	30/9/2014 7:40	29.26	63.5	**4.14**	6.0	SR13	30/9/2014 13:40	29.46	65.8	**4.28**	2.4	SR13	30/9/2014 19:40	29.64	69.8	**4.54**	2.3
SR13	30/9/2014 1:45	29.32	65.2	**4.25**	2.7	SR13	30/9/2014 7:45	29.27	64.2	**4.19**	5.9	SR13	30/9/2014 13:45	29.53	66.6	**4.33**	2.0	SR13	30/9/2014 19:45	29.63	70.1	**4.56**	2.0
SR13	30/9/2014 1:50	29.32	65.4	**4.26**	2.2	SR13	30/9/2014 7:50	29.26	62.8	**4.10**	4.3	SR13	30/9/2014 13:50	29.57	66.9	**4.35**	1.5	SR13	30/9/2014 19:50	29.63	69.7	**4.54**	2.0
SR13	30/9/2014 1:55	29.31	65.7	**4.28**	2.8	SR13	30/9/2014 7:55	29.26	62.8	**4.09**	4.8	SR13	30/9/2014 13:55	29.54	66.9	**4.35**	1.6	SR13	30/9/2014 19:55	29.63	69.7	**4.54**	2.4
SR13	30/9/2014 2:00	29.31	66.4	**4.33**	3.1	SR13	30/9/2014 8:00	29.24	62.5	**4.08**	6.2	SR13	30/9/2014 14:00	29.41	65.5	**4.26**	2.7	SR13	30/9/2014 20:00	29.64	70.1	**4.56**	1.8
SR13	30/9/2014 2:05	29.31	65.9	**4.29**	3.0	SR13	30/9/2014 8:05	29.25	62.7	**4.09**	3.7	SR13	30/9/2014 14:05	29.41	65.2	**4.24**	2.4	SR13	30/9/2014 20:05	29.65	69.2	**4.50**	1.5
SR13	30/9/2014 2:10	29.31	66.1	**4.30**	3.0	SR13	30/9/2014 8:10	29.24	61.9	**4.04**	3.0	SR13	30/9/2014 14:10	29.50	67.5	**4.39**	2.5	SR13	30/9/2014 20:10	29.64	69.7	**4.53**	2.3
SR13	30/9/2014 2:15	29.31	66.5	**4.33**	2.9	SR13	30/9/2014 8:15	29.26	64.3	**4.19**	4.1	SR13	30/9/2014 14:15	29.51	67.0	**4.36**	1.9	SR13	30/9/2014 20:15	29.63	68.9	**4.48**	2.1
SR13	30/9/2014 2:20	29.31	66.3	**4.32**	5.5	SR13	30/9/2014 8:20	29.28	64.3	**4.20**	8.2	SR13	30/9/2014 14:20	29.46	66.0	**4.29**	1.9	SR13	30/9/2014 20:20	29.65	68.9	**4.47**	3.1
SR13	30/9/2014 2:25	29.30	66.6	**4.34**	4.5	SR13	30/9/2014 8:25	29.29	64.5	**4.21**	6.1	SR13	30/9/2014 14:25	29.55	67.2	**4.37**	1.8	SR13	30/9/2014 20:25	29.64	68.3	**4.44**	2.7
SR13	30/9/2014 2:30	29.31	65.8	**4.28**	3.6	SR13	30/9/2014 8:30	29.29	64.0	**4.17**	3.9	SR13	30/9/2014 14:30	29.71	69.6	**4.51**	2.6	SR13	30/9/2014 20:30	29.64	68.3	**4.44**	2.9
SR13	30/9/2014 2:35	29.30	65.7	**4.28**	3.6	SR13	30/9/2014 8:35	29.30	64.9	**4.24**	3.8	SR13	30/9/2014 14:35	29.61	67.7	**4.39**	2.5	SR13	30/9/2014 20:35	29.63	68.5	**4.45**	4.8
SR13	30/9/2014 2:40	29.30	65.8	**4.28**	2.9	SR13	30/9/2014 8:40	29.32	66.7	**4.36**	4.1	SR13	30/9/2014 14:40	29.75	67.9	**4.40**	1.4	SR13	30/9/2014 20:40	29.58	68.2	**4.43**	4.7
SR13	30/9/2014 2:45	29.30	66.3	**4.32**	4.2	SR13	30/9/2014 8:45	29.33	66.9	**4.37**	3.2	SR13	30/9/2014 14:45	29.85	70.3	**4.55**	1.8	SR13	30/9/2014 20:45	29.59	67.8	**4.40**	3.9
SR13	30/9/2014 2:50	29.30	65.8	**4.28**	3.6	SR13	30/9/2014 8:50	29.34	67.3	**4.39**	3.2	SR13	30/9/2014 14:50	29.71	68.7	**4.45**	1.3	SR13	30/9/2014 20:50	29.61	67.0	**4.35**	3.9
SR13	30/9/2014 2:55	29.29	65.8	**4.29**	4.6	SR13	30/9/2014 8:55	29.34	66.9	**4.37**	2.6	SR13	30/9/2014 14:55	29.72	70.6	**4.57**	2.4	SR13	30/9/2014 20:55	29.64	67.8	**4.41**	2.4
SR13	30/9/2014 3:00	29.29	65.5	**4.27**	4.1	SR13	30/9/2014 9:00	29.35	66.3	**4.33**	2.2	SR13	30/9/2014 15:00	29.63	67.7	**4.39**	1.3	SR13	30/9/2014 21:00	29.64	70.3	**4.57**	3.7
SR13	30/9/2014 3:05	29.29	65.4	**4.25**	4.5	SR13	30/9/2014 9:05	29.35	67.2	**4.39**	2.9	SR13	30/9/2014 15:05	29.71	68.9	**4.47**	1.7	SR13	30/9/2014 21:05	29.63	70.2	**4.57**	3.4
SR13	30/9/2014 3:10	29.29	65.0	**4.23**	3.8	SR13	30/9/2014 9:10	29.34	66.5	**4.35**	2.5	SR13	30/9/2014 15:10	29.85	71.8	**4.65**	1.7	SR13	30/9/2014 21:10	29.62	69.4	**4.52**	2.6
SR13	30/9/2014 3:15	29.27	67.4	**4.39**	3.0	SR13	30/9/2014 9:15	29.34	66.9	**4.37**	3.1	SR13	30/9/2014 15:15	30.02	74.1	**4.78**	1.9	SR13	30/9/2014 21:15	29.62	69.0	**4.49**	2.6
SR13	30/9/2014 3:20	29.27	67.5	**4.40**	2.8	SR13	30/9/2014 9:20	29.34	66.7	**4.36**	2.6	SR13	30/9/2014 15:20	29.90	72.7	**4.70**	1.6	SR13	30/9/2014 21:20	29.63	68.4	**4.45**	2.3
SR13	30/9/2014 3:25	29.27	67.3	**4.38**	2.5	SR13	30/9/2014 9:25	29.36	67.1	**4.39**	2.2	SR13	30/9/2014 15:25	29.85	69.8	**4.51**	1.2	SR13	30/9/2014 21:25	29.62	68.5	**4.46**	2.3
SR13	30/9/2014 3:30	29.27	67.0	**4.37**	2.5	SR13	30/9/2014 9:30	29.36	68.1	**4.45**	3.2	SR13	30/9/2014 15:30	29.94	71.7	**4.63**	1.0	SR13	30/9/2014 21:30	29.63	70.0	**4.56**	2.3
SR13	30/9/2014 3:35	29.28	67.5	**4.40**	3.1	SR13	30/9/2014 9:35	29.35	66.7	**4.36**	2.2	SR13	30/9/2014 15:35	29.93	73.3	**4.74**	1.6	SR13	30/9/2014 21:35	29.62	69.5	**4.52**	2.1
SR13	30/9/2014 3:40	29.28	67.0	**4.37**	2.6	SR13	30/9/2014 9:40	29.33	66.3	**4.33**	4.7	SR13	30/9/2014 15:40	29.90	72.1	**4.66**	1.3	SR13	30/9/2014 21:40	29.62	69.5	**4.52**	2.2
SR13	30/9/2014 3:45	29.27	66.8	**4.35**	2.3	SR13	30/9/2014 9:45	29.34	66.7	**4.35**	3.2	SR13	30/9/2014 15:45	29.87	70.9	**4.58**	1.4	SR13	30/9/2014 21:45	29.62	69.4	**4.52**	2.8
SR13	30/9/2014 3:50	29.27	66.9	**4.36**	2.3	SR13	30/9/2014 9:50	29.34	65.7	**4.29**	2.9	SR13	30/9/2014 15:50	29.86	70.5	**4.56**	0.9	SR13	30/9/2014 21:50	29.62	68.6	**4.46**	2.4
SR13	30/9/2014 3:55	29.26	66.6	**4.34**	2.0	SR13	30/9/2014 9:55	29.42	67.7	**4.42**	2.6	SR13	30/9/2014 15:55	29.83	70.0	**4.53**	1.2	SR13	30/9/2014 21:55	29.61	68.3	**4.44**	3.2
SR13	30/9/2014 4:00	29.27	66.4	**4.33**	2.7	SR13	30/9/2014 10:00	29.44	67.8	**4.43**	2.4	SR13	30/9/2014 16:00	29.81	69.9	**4.52**	1.1	SR13	30/9/2014 22:00	29.62	68.3	**4.44**	3.1
SR13	30/9/2014 4:05	29.26	66.8	**4.35**	2.3	SR13	30/9/2014 10:05	29.47	68.3	**4.46**	2.2	SR13	30/9/2014 16:05	29.80	68.3	**4.42**	1.4	SR13	30/9/2014 22:05	29.60	68.6	**4.46**	3.2
SR13	30/9/2014 4:10	29.27	67.8	**4.42**	4.1	SR13	30/9/2014 10:10	29.48	68.9	**4.50**	2.2	SR13	30/9/2014 16:10	29.75	66.2	**4.29**	0.9	SR13	30/9/2014 22:10	29.60	68.0	**4.42**	2.7
SR13	30/9/2014 4:15	29.26	67.2	**4.38**	3.9	SR13	30/9/2014 10:15	29.50	69.2	**4.52**	2.3	SR13	30/9/2014 16:15	29.79	66.3	**4.29**	0.7	SR13	30/9/2014 22:15	29.59	67.8	**4.41**	2.5
SR13	30/9/2014 4:20	29.26	65.9	**4.30**	2.4	SR13	30/9/2014 10:20	29.51	67.9	**4.43**	1.7	SR13	30/9/2014 16:20	29.82	67.2	**4.35**	0.9	SR13	30/9/2014 22:20	29.59	67.2	**4.37**	2.0
SR13	30/9/2014 4:25	29.26	65.7	**4.28**	2.5	SR13	30/9/2014 10:25	29.52	67.8	**4.42**	1.3	SR13	30/9/2014 16:25	29.87	70.2	**4.54**	1.2	SR13	30/9/2014 22:25	29.58	67.9	**4.41**	3.4
SR13	30/9/2014 4:30	29.26	65.0	**4.24**	2.7	SR13	30/9/2014 10:30	29.53	67.3	**4.39**	1.4	SR13	30/9/2014 16:30	29.76	68.9	**4.46**	1.2	SR13	30/9/2014 22:30	29.57	67.4	**4.38**	2.4
SR13	30/9/2014 4:35	29.26	64.4	**4.20**	2.2	SR13	30/9/2014 10:35	29.51	67.3	**4.39**	2.9	SR13	30/9/2014 16:35	29.71	67.8	**4.39**	1.3	SR13	30/9/2014 22:35	29.58	67.7	**4.40**	2.3
SR13	30/9/2014 4:40	29.26	63.0	**4.11**	2.6	SR13	30/9/2014 10:40	29.53	67.3	**4.39**	1.8	SR13	30/9/2014 16:40	29.70	69.2	**4.49**	1.3	SR13	30/9/2014 22:40	29.57	67.6	**4.39**	1.9
SR13	30/9/2014 4:45	29.28	62.9	**4.10**	**18.0**	SR13	30/9/2014 10:45	29.53	67.0	**4.37**	1.2	SR13	30/9/2014 16:45	29.68	70.5	**4.57**	2.4	SR13	30/9/2014 22:45	29.58	67.8	**4.41**	2.5
SR13	30/9/2014 4:50	29.27	61.2	**3.98**	12.9	SR13	30/9/2014 10:50	29.52	66.8	**4.36**	5.0	SR13	30/9/2014 16:50	29.77	72.3	**4.68**	2.6	SR13	30/9/2014 22:50	29.57	69.1	**4.49**	2.8
SR13	30/9/2014 4:55	29.27	62.6	**4.08**	11.5	SR13	30/9/2014 10:55	29.49	66.4	**4.34**	3.2	SR13	30/9/2014 16:55	29.77	72.6	**4.70**	2.0	SR13	30/9/2014 22:55	29.57	68.4	**4.45**	2.8
SR13	30/9/2014 5:00	29.27	61.7	**4.02**	10.1	SR13	30/9/2014 11:00	29.50	67.0	**4.37**	2.2	SR13	30/9/2014 17:00	29.87	75.4	**4.88**	1.6	SR13	30/9/2014 23:00	29.57	67.9	**4.41**	2.4
SR13	30/9/2014 5:05	29.27	61.8	**4.03**	5.6	SR13	30/9/2014 11:05	29.50	64.2	**4.19**	0.8	SR13	30/9/2014 17:05	29.88	75.4	**4.88**	1.8	SR13	30/9/2014 23:05	29.57	68.3	**4.44**	2.5
SR13	30/9/2014 5:10	29.25	62.5	**4.07**	4.0	SR13	30/9/2014 11:10	29.40	65.3	**4.26**	3.2	SR13	30/9/2014 17:10	29.89	76.3	**4.94**	1.8	SR13	30/9/2014 23:10	29.57	67.9	**4.41**	2.1
SR13	30/9/2014 5:15	29.26	65.0	**4.24**	7.7	SR13	30/9/2014 11:15	29.41	64.0	**4.18**	2.6	SR13	30/9/2014 17:15	29.88	74.6	**4.83**	1.5	SR13	30/9/2014 23:15	29.57	67.6	**4.39**	2.9
SR13	30/9/2014 5:20	29.25	64.1	**4.18**	5.3	SR13	30/9/2014 11:20	29.39	62.7	**4.09**	4.8	SR13	30/9/2014 17:20	29.88	74.8	**4.84**	1.6	SR13	30/9/2014 23:20	29.56	66.7	**4.34**	2.5
SR13	30/9/2014 5:25	29.26	64.8	**4.22**	8.4	SR13	30/9/2014 11:25	29.37	64.8	**4.23**	3.3	SR13	30/9/2014 17:25	29.86	74.2	**4.80**	1.4	SR13	30/9/2014 23:25	29.57	67.4	**4.38**	2.2
SR13	30/9/2014 5:30	29.26	63.8	**4.16**	4.1	SR13	30/9/2014 11:30	29.37	65.3	**4.26**	3.1	SR13	30/9/2014 17:30	29.84	73.7	**4.78**	1.8	SR13	30/9/2014 23:30	29.57	68.6	**4.46**	2.6
SR13	30/9/2014 5:35	29.27	64.1	**4.18**	5.4	SR13	30/9/2014 11:35	29.36	63.9	**4.17**	1.8	SR13	30/9/2014 17:35	29.82	72.7	**4.71**	4.1	SR13	30/9/2014 23:35	29.57	67.0	**4.35**	2.5
SR13	30/9/2014 5:40	29.26	64.7	**4.22**	5.6	SR13	30/9/2014 11:40	29.37	64.3	**4.20**	1.8	SR13	30/9/2014 17:40	29.81	70.7	**4.58**	4.4	SR13	30/9/2014 23:40	29.57	66.6	**4.33**	2.5
SR13	30/9/2014 5:45	29.26	64.0	**4.17**	4.6	SR13	30/9/2014 11:45	29.40	64.1	**4.18**	2.2	SR13	30/9/2014 17:45	29.80	67.2	**4.35**	2.0	SR13	30/9/2014 23:45	29.54	66.5	**4.32**	3.0
SR13	30/9/2014 5:50	29.26	63.2	**4.12**	4.2	SR13	30/9/2014 11:50	29.40	64.1	**4.18**	2.1	SR13	30/9/2014 17:50	29.75	67.1	**4.35**	10.4	SR13	30/9/2014 23:50	29.53	65.5	**4.26**	3.0
SR13	30/9/2014 5:55	29.26	63.8	**4.16**	3.9	SR13	30/9/2014 11:55	29.36	64.2	**4.19**	1.7	SR13	30/9/2014 17:55	29.71	66.1	**4.29**	9.4	SR13	30/9/2014 23:55	29.53	66.6	**4.32**	2.9

Station	Timestamp	NH_3 (mg/L)				Station	Timestamp	NH_3 (mg/L)			
SR4	30/9/2014 0:17	0.08				SR12	30/9/2014 0:17	0.08			
SR4	30/9/2014 0:37	0.08				SR12	30/9/2014 0:37	0.08			
SR4	30/9/2014 0:57	0.07				SR12	30/9/2014 0:57	0.08			
SR4	30/9/2014 1:17	0.05				SR12	30/9/2014 1:17	0.08			
SR4	30/9/2014 1:37	0.05				SR12	30/9/2014 1:37	0.06			
SR4	30/9/2014 1:57	0.05				SR12	30/9/2014 1:57	0.07			
SR4	30/9/2014 2:17	0.05				SR12	30/9/2014 2:17	0.05			
SR4	30/9/2014 2:37	0.06				SR12	30/9/2014 2:37	0.06			
SR4	30/9/2014 2:57	0.06				SR12	30/9/2014 2:57	0.08			
SR4	30/9/2014 3:17	0.06				SR12	30/9/2014 3:17	0.08			
SR4	30/9/2014 3:37	0.07				SR12	30/9/2014 3:37	0.08			
SR4	30/9/2014 3:57	0.07				SR12	30/9/2014 3:57	0.08			
SR4	30/9/2014 4:17	0.07				SR12	30/9/2014 4:17	0.06			
SR4	30/9/2014 4:37	0.05				SR12	30/9/2014 4:37	0.06			
SR4	30/9/2014 4:57	0.06				SR12	30/9/2014 4:57	0.06			
SR4	30/9/2014 5:17	0.06				SR12	30/9/2014 5:17	0.06			
SR4	30/9/2014 5:37	0.06				SR12	30/9/2014 5:37	0.06			
SR4	30/9/2014 5:57	0.06				SR12	30/9/2014 5:57	0.06			
SR4						SR12					
SR4	30/9/2014 6:37	0.06				SR12	30/9/2014 6:37	0.06			
SR4	30/9/2014 6:57	0.07				SR12	30/9/2014 6:57	0.06			
SR4	30/9/2014 7:17	0.05				SR12	30/9/2014 7:17	0.06			
SR4	30/9/2014 7:37	0.06				SR12	30/9/2014 7:37	0.07			
SR4	30/9/2014 7:57	0.06				SR12	30/9/2014 7:57	0.06			
SR4	30/9/2014 8:17	0.06				SR12	30/9/2014 8:17	0.06			
SR4	30/9/2014 8:37	0.06				SR12	30/9/2014 8:37	0.05			
SR4	30/9/2014 8:57	0.06				SR12	30/9/2014 8:57	0.06			
SR4	30/9/2014 9:17	0.06				SR12	30/9/2014 9:17	0.07			
SR4	30/9/2014 9:37	0.05				SR12	30/9/2014 9:37	0.05			
SR4	30/9/2014 9:57	0.05				SR12	30/9/2014 9:57	0.06			
SR4	30/9/2014 10:17	0.06				SR12	30/9/2014 10:17	0.06			
SR4	30/9/2014 10:37	0.06				SR12	30/9/2014 10:37	0.07			
SR4	30/9/2014 10:57	0.06				SR12	30/9/2014 10:57	0.06			
SR4	30/9/2014 11:17	0.05				SR12	30/9/2014 11:17	0.06			
SR4	30/9/2014 11:37	0.05				SR12	30/9/2014 11:37	0.05			
SR4	30/9/2014 11:57	0.05				SR12	30/9/2014 11:57	0.05			
SR4	30/9/2014 12:17	0.05				SR12	30/9/2014 12:17	0.08			
SR4	30/9/2014 12:37	0.05				SR12	30/9/2014 12:37	0.07			
SR4	30/9/2014 12:57	0.04				SR12	30/9/2014 12:57	0.06			
SR4	30/9/2014 13:17	0.05				SR12	30/9/2014 13:17	0.06			
SR4	30/9/2014 13:37	0.05				SR12	30/9/2014 13:37	0.05			
SR4	30/9/2014 13:57	0.05				SR12	30/9/2014 13:57	0.05			
SR4	30/9/2014 14:17	0.05				SR12	30/9/2014 14:17	0.07			
SR4	30/9/2014 14:37	0.05				SR12	30/9/2014 14:37	0.07			
SR4	30/9/2014 14:57	0.05				SR12	30/9/2014 14:57	0.05			
SR4	30/9/2014 15:17	0.06				SR12	30/9/2014 15:17	0.07			
SR4	30/9/2014 15:37	0.05				SR12	30/9/2014 15:37	0.07			
SR4	30/9/2014 15:57	0.05				SR12	30/9/2014 15:57	0.05			
SR4	30/9/2014 16:17	0.06				SR12	30/9/2014 16:17	0.07			
SR4	30/9/2014 16:37	0.06				SR12	30/9/2014 16:37	0.08			
SR4	30/9/2014 16:57	0.05				SR12	30/9/2014 16:57	0.08			
SR4	30/9/2014 17:17	0.04				SR12	30/9/2014 17:17	0.07			
SR4	30/9/2014 17:37	0.03				SR12	30/9/2014 17:37	0.05			
SR4	30/9/2014 17:57	0.05				SR12	30/9/2014 17:57	0.05			
SR4	30/9/2014 18:17	0.05				SR12	30/9/2014 18:17	0.07			
SR4	30/9/2014 18:37	0.05				SR12	30/9/2014 18:37	0.05			
SR4	30/9/2014 18:57	0.05				SR12	30/9/2014 18:57	0.06			
SR4	30/9/2014 19:17	0.05				SR12	30/9/2014 19:17	0.07			
SR4	30/9/2014 19:37	0.05				SR12	30/9/2014 19:37	0.05			
SR4	30/9/2014 19:57	0.06				SR12	30/9/2014 19:57	0.05			
SR4	30/9/2014 20:17	0.06				SR12	30/9/2014 20:17	0.06			
SR4	30/9/2014 20:37	0.06				SR12	30/9/2014 20:37	0.06			
SR4	30/9/2014 20:57	0.07				SR12	30/9/2014 20:57	0.07			
SR4	30/9/2014 21:17	0.06				SR12	30/9/2014 21:17	0.07			
SR4	30/9/2014 21:37	0.06				SR12	30/9/2014 21:37	0.07			
SR4	30/9/2014 21:57	0.06				SR12	30/9/2014 21:57	0.07			
SR4	30/9/2014 22:17	0.07				SR12	30/9/2014 22:17	0.09			
SR4	30/9/2014 22:37	0.06				SR12	30/9/2014 22:37	0.08			
SR4	30/9/2014 22:57	0.06				SR12	30/9/2014 22:57	0.08			
SR4	30/9/2014 23:17	0.07				SR12	30/9/2014 23:17	0.08			
SR4	30/9/2014 23:37	0.06				SR12	30/9/2014 23:37	0.05			
SR4	30/9/2014 23:57	0.05				SR12	30/9/2014 23:57	0.08			

Remark: Fonts with underline: Action Level Exceedance
Fonts with bold and underline: Limit Level Exceedance
Automatic Instrument calibration of NH3-N monitor was carried out during 5:57-6:37 at SR4 and SR12.
SR5 monitoring station was under maintenance during 12:45-13:05.
SR9 monitoring station was under maintenance during 10:25-10:50.
SR11 monitoring station was under maintenance during 13:50-14:05.

Station	Timestamp	Temp (° C)	DO (%)	DO (mg/L)	Tur (NTU)	Station	Timestamp	Temp (° C)	DO (%)	DO (mg/L)	Tur (NTU)	Station	Timestamp	Temp (° C)	DO (%)	DO (mg/L)	Tur (NTU)	Station	Timestamp	Temp (°C)	DO (%)	DO (mg/L)	Tur (NTU)
SR4	1/10/2014 0:01	29.48	82.1	5.53	2.5	SR4	1/10/2014 6:01	29.38	79.1	5.32	3.1	SR4	1/10/2014 12:01	29.49	86.1	5.78	3.3	SR4	1/10/2014 18:01	29.83	87.4	5.87	2.4
SR4	1/10/2014 0:06	29.49	82.4	5.54	2.4	SR4	1/10/2014 6:06	29.38	79.3	5.33	2.5	SR4	1/10/2014 12:06	29.60	86.1	5.77	3.6	SR4	1/10/2014 18:06	29.58	81.7	5.50	3.8
SR4	1/10/2014 0:11	29.50	82.2	5.54	2.2	SR4	1/10/2014 6:11	29.38	80.0	5.39	2.8	SR4	1/10/2014 12:11	29.64	86.8	5.84	4.0	SR4	1/10/2014 18:11	29.68	83.2	5.60	3.0
SR4	1/10/2014 0:16	29.50	82.7	5.58	2.2	SR4	1/10/2014 6:16	29.38	81.0	5.45	2.7	SR4	1/10/2014 12:16	29.62	86.9	5.85	3.4	SR4	1/10/2014 18:16	29.68	84.3	5.66	3.0
SR4	1/10/2014 0:21	29.51	83.7	5.64	2.3	SR4	1/10/2014 6:21	29.38	80.1	5.38	2.1	SR4	1/10/2014 12:21	29.63	87.0	5.86	3.1	SR4	1/10/2014 18:21	29.71	84.7	5.69	2.3
SR4	1/10/2014 0:26	29.49	83.6	5.64	2.1	SR4	1/10/2014 6:26	29.38	79.5	5.35	2.2	SR4	1/10/2014 12:26	29.69	86.6	5.84	3.0	SR4	1/10/2014 18:26	29.70	84.5	5.69	2.4
SR4	1/10/2014 0:31	29.51	83.5	5.63	2.0	SR4	1/10/2014 6:31	29.39	78.4	5.26	1.8	SR4	1/10/2014 12:31	29.62	87.1	5.86	4.2	SR4	1/10/2014 18:31	29.57	83.6	5.63	3.3
SR4	1/10/2014 0:36	29.53	83.5	5.63	2.2	SR4	1/10/2014 6:36	29.39	77.9	5.24	2.2	SR4	1/10/2014 12:36	29.74	87.4	5.89	2.7	SR4	1/10/2014 18:36	29.58	84.1	5.65	3.8
SR4	1/10/2014 0:41	29.53	83.3	5.62	2.1	SR4	1/10/2014 6:41	29.39	79.5	5.35	2.0	SR4	1/10/2014 12:41	29.68	87.5	5.90	3.2	SR4	1/10/2014 18:41	29.54	83.5	5.62	4.0
SR4	1/10/2014 0:46	29.54	83.8	5.66	2.2	SR4	1/10/2014 6:46	29.38	80.5	5.41	2.2	SR4	1/10/2014 12:46	29.77	88.3	5.95	2.5	SR4	1/10/2014 18:46	29.62	85.9	5.78	3.2
SR4	1/10/2014 0:51	29.56	85.0	5.74	2.0	SR4	1/10/2014 6:51	29.42	81.3	5.47	2.2	SR4	1/10/2014 12:51	29.58	86.4	5.84	3.9	SR4	1/10/2014 18:51	29.69	85.3	5.74	2.6
SR4	1/10/2014 0:56	29.58	85.7	5.78	2.2	SR4	1/10/2014 6:56	29.44	82.7	5.56	3.0	SR4	1/10/2014 12:56	29.54	85.1	5.75	4.0	SR4	1/10/2014 18:56	29.62	83.9	5.65	3.0
SR4	1/10/2014 1:01	29.59	85.3	5.76	2.2	SR4	1/10/2014 7:01	29.42	82.6	5.56	2.3	SR4	1/10/2014 13:01	29.55	85.1	5.73	3.4	SR4	1/10/2014 19:01	29.50	82.6	5.56	3.7
SR4	1/10/2014 1:06	29.58	85.6	5.77	2.2	SR4	1/10/2014 7:06	29.41	82.1	5.53	2.9	SR4	1/10/2014 13:06	29.63	85.3	5.74	3.0	SR4	1/10/2014 19:06	29.73	83.6	5.63	1.9
SR4	1/10/2014 1:11	29.58	84.6	5.71	1.7	SR4	1/10/2014 7:11	29.40	81.2	5.47	2.4	SR4	1/10/2014 13:11	29.63	87.5	5.88	3.6	SR4	1/10/2014 19:11	29.45	82.0	5.52	4.4
SR4	1/10/2014 1:16	29.58	85.1	5.74	1.8	SR4	1/10/2014 7:16	29.38	82.3	5.55	2.8	SR4	1/10/2014 13:16	29.88	88.4	5.93	2.7	SR4	1/10/2014 19:16	29.44	80.3	5.41	4.0
SR4	1/10/2014 1:21	29.59	85.4	5.76	2.0	SR4	1/10/2014 7:21	29.37	81.7	5.51	2.7	SR4	1/10/2014 13:21	29.78	87.7	5.89	3.0	SR4	1/10/2014 19:21	29.45	83.1	5.60	3.6
SR4	1/10/2014 1:26	29.59	84.8	5.73	1.9	SR4	1/10/2014 7:26	29.35	82.8	5.58	2.8	SR4	1/10/2014 13:26	29.38	84.3	5.67	4.6	SR4	1/10/2014 19:26	29.46	83.1	5.59	4.8
SR4	1/10/2014 1:31	29.59	84.8	5.73	2.1	SR4	1/10/2014 7:31	29.34	84.1	5.67	2.6	SR4	1/10/2014 13:31	29.76	86.5	5.80	2.5	SR4	1/10/2014 19:31	29.43	81.7	5.50	3.9
SR4	1/10/2014 1:36	29.59	84.5	5.70	1.9	SR4	1/10/2014 7:36	29.33	84.2	5.67	2.8	SR4	1/10/2014 13:36	29.58	87.1	5.85	5.4	SR4	1/10/2014 19:36	29.35	80.9	5.45	5.4
SR4	1/10/2014 1:41	29.60	85.1	5.75	1.9	SR4	1/10/2014 7:41	29.33	85.3	5.76	3.0	SR4	1/10/2014 13:41	29.54	85.4	5.74	5.8	SR4	1/10/2014 19:41	29.45	81.1	5.45	3.6
SR4	1/10/2014 1:46	29.59	83.8	5.66	1.8	SR4	1/10/2014 7:46	29.35	83.6	5.64	2.6	SR4	1/10/2014 13:46	29.83	88.2	5.91	3.2	SR4	1/10/2014 19:46	29.36	80.8	5.42	5.8
SR4	1/10/2014 1:51	29.60	84.8	5.71	1.9	SR4	1/10/2014 7:51	29.34	86.2	5.83	2.6	SR4	1/10/2014 13:51	29.81	87.9	5.89	3.3	SR4	1/10/2014 19:51	29.36	80.8	5.43	6.5
SR4	1/10/2014 1:56	29.59	84.4	5.70	1.8	SR4	1/10/2014 7:56	29.35	86.8	5.86	2.3	SR4	1/10/2014 13:56	29.56	86.1	5.77	3.8	SR4	1/10/2014 19:56	29.44	80.6	5.40	3.5
SR4	1/10/2014 2:01	29.56	82.5	5.57	1.8	SR4	1/10/2014 8:01	29.35	87.1	5.88	2.5	SR4	1/10/2014 14:01	29.88	88.4	5.93	2.9	SR4	1/10/2014 20:01	29.41	80.1	5.39	7.3
SR4	1/10/2014 2:06	29.59	84.0	5.67	2.0	SR4	1/10/2014 8:06	29.35	87.0	5.89	2.5	SR4	1/10/2014 14:06	29.85	87.7	5.89	2.9	SR4	1/10/2014 20:06	29.41	80.1	5.39	5.1
SR4	1/10/2014 2:11	29.58	83.9	5.66	1.8	SR4	1/10/2014 8:11	29.37	87.7	5.92	2.5	SR4	1/10/2014 14:11	29.88	87.7	5.90	2.2	SR4	1/10/2014 20:11	29.40	81.5	5.48	6.4
SR4	1/10/2014 2:16	29.58	83.6	5.63	2.4	SR4	1/10/2014 8:16	29.37	87.9	5.94	2.7	SR4	1/10/2014 14:16	29.95	87.7	5.89	2.6	SR4	1/10/2014 20:16	29.54	82.3	5.54	3.4
SR4	1/10/2014 2:21	29.58	84.5	5.70	2.1	SR4	1/10/2014 8:21	29.38	87.5	5.92	2.7	SR4	1/10/2014 14:21	29.58	84.8	5.72	3.4	SR4	1/10/2014 20:21	29.41	81.4	5.49	5.2
SR4	1/10/2014 2:26	29.58	83.0	5.60	1.8	SR4	1/10/2014 8:26	29.38	87.3	5.91	3.0	SR4	1/10/2014 14:26	30.00	89.6	5.99	2.9	SR4	1/10/2014 20:26	29.42	82.0	5.52	4.0
SR4	1/10/2014 2:31	29.58	82.3	5.56	1.8	SR4	1/10/2014 8:31	29.40	88.0	5.96	2.7	SR4	1/10/2014 14:31	29.95	89.2	5.99	2.5	SR4	1/10/2014 20:31	29.39	82.2	5.53	3.4
SR4	1/10/2014 2:36	29.58	82.6	5.58	1.8	SR4	1/10/2014 8:36	29.41	88.1	5.95	2.6	SR4	1/10/2014 14:36	29.84	88.5	5.95	3.1	SR4	1/10/2014 20:36	29.38	81.7	5.50	3.3
SR4	1/10/2014 2:41	29.55	82.8	5.60	1.7	SR4	1/10/2014 8:41	29.42	88.2	5.97	2.3	SR4	1/10/2014 14:41	29.86	88.9	5.98	2.9	SR4	1/10/2014 20:41	29.37	82.2	5.54	3.9
SR4	1/10/2014 2:46	29.57	80.4	5.43	1.7	SR4	1/10/2014 8:46	29.44	88.8	6.00	3.1	SR4	1/10/2014 14:46	29.87	88.1	5.92	2.6	SR4	1/10/2014 20:46	29.34	82.6	5.56	4.3
SR4	1/10/2014 2:51	29.58	81.9	5.53	1.8	SR4	1/10/2014 8:51	29.42	88.2	5.97	3.1	SR4	1/10/2014 14:51	29.75	88.0	5.92	3.1	SR4	1/10/2014 20:51	29.39	82.3	5.54	3.9
SR4	1/10/2014 2:56	29.56	81.4	5.50	2.0	SR4	1/10/2014 8:56	29.42	88.2	5.98	2.7	SR4	1/10/2014 14:56	29.77	88.4	5.95	3.0	SR4	1/10/2014 20:56	29.37	82.3	5.54	3.9
SR4	1/10/2014 3:01	29.58	82.6	5.57	2.0	SR4	1/10/2014 9:01	29.44	88.3	5.99	2.7	SR4	1/10/2014 15:01	29.90	88.7	5.97	2.6	SR4	1/10/2014 21:01	29.33	83.1	5.60	3.9
SR4	1/10/2014 3:06	29.53	79.6	5.36	2.2	SR4	1/10/2014 9:06	29.46	88.6	6.01	2.7	SR4	1/10/2014 15:06	29.79	87.3	5.87	2.6	SR4	1/10/2014 21:06	29.33	83.0	5.59	3.7
SR4	1/10/2014 3:11	29.59	82.8	5.59	1.9	SR4	1/10/2014 9:11	29.46	88.5	6.00	2.8	SR4	1/10/2014 15:11	29.57	86.0	5.79	3.6	SR4	1/10/2014 21:11	29.36	82.1	5.52	3.4
SR4	1/10/2014 3:16	29.58	81.0	5.47	1.9	SR4	1/10/2014 9:16	29.49	88.7	6.01	2.8	SR4	1/10/2014 15:16	29.67	85.8	5.77	3.3	SR4	1/10/2014 21:16	29.26	83.2	5.60	5.1
SR4	1/10/2014 3:21	29.54	80.2	5.41	2.0	SR4	1/10/2014 9:21	29.55	87.2	5.91	3.5	SR4	1/10/2014 15:21	29.77	87.2	5.84	2.9	SR4	1/10/2014 21:21	29.52	79.8	5.38	2.1
SR4	1/10/2014 3:26	29.58	81.6	5.51	1.9	SR4	1/10/2014 9:26	29.65	86.9	5.88	2.9	SR4	1/10/2014 15:26	29.74	86.5	5.82	3.2	SR4	1/10/2014 21:26	29.63	78.9	5.32	2.3
SR4	1/10/2014 3:31	29.47	78.9	5.33	2.3	SR4	1/10/2014 9:31	29.52	86.2	5.84	3.1	SR4	1/10/2014 15:31	29.70	87.1	5.87	3.1	SR4	1/10/2014 21:31	29.56	83.8	5.65	2.6
SR4	1/10/2014 3:36	29.51	79.7	5.38	2.2	SR4	1/10/2014 9:36	29.58	85.5	5.80	2.7	SR4	1/10/2014 15:36	29.65	86.9	5.85	3.4	SR4	1/10/2014 21:36	29.54	83.9	5.66	2.6
SR4	1/10/2014 3:41	29.57	81.3	5.48	1.8	SR4	1/10/2014 9:41	29.56	86.2	5.84	2.9	SR4	1/10/2014 15:41	29.63	85.5	5.76	6.8	SR4	1/10/2014 21:41	29.49	82.4	5.56	2.5
SR4	1/10/2014 3:46	29.52	80.1	5.40	2.3	SR4	1/10/2014 9:46	29.49	85.8	5.81	4.3	SR4	1/10/2014 15:46	29.64	87.0	5.86	6.2	SR4	1/10/2014 21:46	29.57	83.1	5.59	2.5
SR4	1/10/2014 3:51	29.42	78.8	5.30	2.7	SR4	1/10/2014 9:51	29.68	85.8	5.81	2.6	SR4	1/10/2014 15:51	29.97	89.9	6.05	2.0	SR4	1/10/2014 21:51	29.52	84.7	5.71	2.8
SR4	1/10/2014 3:56	29.38	79.5	5.35	3.4	SR4	1/10/2014 9:56	29.69	86.0	5.82	2.9	SR4	1/10/2014 15:56	29.73	88.1	5.94	2.9	SR4	1/10/2014 21:56	29.52	83.6	5.64	2.7
SR4	1/10/2014 4:01	29.45	79.7	5.36	3.2	SR4	1/10/2014 10:01	29.67	86.4	5.84	2.7	SR4	1/10/2014 16:01	29.92	89.3	6.01	2.8	SR4	1/10/2014 22:01	29.45	85.1	5.74	3.0
SR4	1/10/2014 4:06	29.37	77.0	5.18	3.1	SR4	1/10/2014 10:06	29.64	86.8	5.88	2.6	SR4	1/10/2014 16:06	29.87	90.0	6.06	2.6	SR4	1/10/2014 22:06	29.44	85.0	5.73	2.9
SR4	1/10/2014 4:11	29.37	76.5	5.11	3.0	SR4	1/10/2014 10:11	29.59	86.7	5.88	3.7	SR4	1/10/2014 16:11	29.72	87.1	5.86	2.6	SR4	1/10/2014 22:11	29.43	85.1	5.74	3.0
SR4	1/10/2014 4:16	29.34	78.3	5.26	3.7	SR4	1/10/2014 10:16	29.59	86.9	5.89	2.7	SR4	1/10/2014 16:16	29.87	86.9	5.84	2.3	SR4	1/10/2014 22:16	29.42	84.4	5.69	3.1
SR4	1/10/2014 4:21	29.37	76.2	5.11	2.7	SR4	1/10/2014 10:21	29.62	86.4	5.85	2.9	SR4	1/10/2014 16:21	29.80	87.7	5.91	2.4	SR4	1/10/2014 22:21	29.40	84.4	5.69	3.2
SR4	1/10/2014 4:26	29.35	77.4	5.19	3.3	SR4	1/10/2014 10:26	29.40	86.3	5.84	4.6	SR4	1/10/2014 16:26	29.91	88.6	5.96	1.9	SR4	1/10/2014 22:26	29.31	83.5	5.63	3.7
SR4	1/10/2014 4:31	29.37	77.0	5.12	2.6	SR4	1/10/2014 10:31	29.40	85.3	5.77	4.3	SR4	1/10/2014 16:31	29.84	87.7	5.88	2.8	SR4	1/10/2014 22:31	29.27	83.5	5.62	3.3
SR4	1/10/2014 4:36	29.36	77.6	5.16	2.9	SR4	1/10/2014 10:36	29.51	85.3	5.76	3.8	SR4	1/10/2014 16:36	29.70	86.6	5.82	3.3	SR4	1/10/2014 22:36	29.29	82.5	5.55	2.8
SR4	1/10/2014 4:41	29.37	76.3	5.08	2.5	SR4	1/10/2014 10:41	29.71	87.7	5.92	2.0	SR4	1/10/2014 16:41	29.86	88.6	5.96	2.4	SR4	1/10/2014 22:41	29.31	83.1	5.58	3.9
SR4	1/10/2014 4:46	29.36	78.2	5.23	3.0	SR4	1/10/2014 10:46	29.43	86.2	5.84	4.0	SR4	1/10/2014 16:46	29.92	87.0	5.84	2.0	SR4	1/10/2014 22:46	29.33	83.5	5.62	3.9
SR4	1/10/2014 4:51	29.37	76.9	5.15	2.6	SR4	1/10/2014 10:51	29.41	86.6	5.86	4.5	SR4	1/10/2014 16:51	29.85	87.7	5.90	2.2	SR4	1/10/2014 22:51	29.32	83.1	5.59	3.4
SR4	1/10/2014 4:56	29.35	77.0	5.16	2.8	SR4	1/10/2014 10:56	29.74	87.6	5.87	2.3	SR4	1/10/2014 16:56	29.99	89.2	5.99	2.0	SR4	1/10/2014 22:56	29.30	82.4	5.54	4.0
SR4	1/10/2014 5:01	29.36	78.2	5.24	2.8	SR4	1/10/2014 11:01	29.42	85.0	5.73	4.5	SR4	1/10/2014 17:01	29.72	83.8	5.64	3.7	SR4	1/10/2014 23:01	29.30	82.1	5.51	3.7
SR4	1/10/2014 5:06	29.36	78.3	5.25	2.7	SR4	1/10/2014 11:06	29.38	84.8	5.71	5.8	SR4	1/10/2014 17:06	29.79	85.0	5.72	2.8	SR4	1/10/2014 23:06	29.29	82.7	5.56	3.9
SR4	1/10/2014 5:11	29.35	79.5	5.33	3.2	SR4	1/10/2014 11:11	29.48	85.6	5.77	4.4	SR4	1/10/2014 17:11	29.81	85.6	5.76	2.8	SR4	1/10/2014 23:11	29.28	82.6	5.55	4.0
SR4	1/10/2014 5:16	29.35	79.0	5.30	3.1	SR4	1/10/2014 11:16	29.72	86.7	5.84	2.5	SR4	1/10/2014 17:16	29.79	87.2	5.86	2.8	SR4	1/10/2014 23:16	29.28	82.8	5.57	5.0
SR4	1/10/2014 5:21	29.34	75.2	5.04	3.0	SR4	1/10/2014 11:21	29.48	86.2	5.83	3.5	SR4	1/10/2014 17:21	29.60	83.7	5.63	3.9	SR4	1/10/2014 23:21	29.29	82.6	5.56	3.9
SR4	1/10/2014 5:26	29.35	76.7	5.14	2.4	SR4	1/10/2014 11:26	29.37	83.6	5.65	5.7	SR4	1/10/2014 17:26	29.66	84.2	5.67	3.1	SR4	1/10/2014 23:26	29.29	82.2	5.54	3.3
SR4	1/10/2014 5:31	29.33	77.3	5.18	3.3	SR4	1/10/2014 11:31	29.35	83.9	5.64	**10.9**	SR4	1/10/2014 17:31	29.75	84.8	5.70	2.7	SR4	1/10/2014 23:31	29.30	81.7	5.49	3.4
SR4	1/10/2014 5:36	29.35	77.4	5.19	2.5	SR4	1/10/2014 11:36	29.36	84.2	5.66	9.0	SR4	1/10/2014 17:36	29.73	84.2	5.66	2.6	SR4	1/10/2014 23:36	29.31	80.8	5.43	3.2
SR4	1/10/2014 5:41	29.38	78.1	5.24	4.3	SR4	1/10/2014 11:41	29.37	84.4	5.67	4.5	SR4	1/10/2014 17:41	29.78	86.5	5.82	2.6	SR4	1/10/2014 23:41	29.31	81.4	5.47	3.1
SR4	1/10/2014 5:46	29.41	77.6	5.20	2.4	SR4	1/10/2014 11:46	29.37	84.2	5.66	6.4	SR4	1/10/2014 17:46	29.76	86.4	5.81	2.6	SR4	1/10/2014 23:46	29.30	82.2	5.52	3.5
SR4	1/10/2014 5:51	29.40	76.8	5.16	2.5	SR4	1/10/2014 11:51	29.43	85.5	5.74	4.5	SR4	1/10/2014 17:51	29.78	87.1	5.85	2.7	SR4	1/10/2014 23:51	29.30	82.4	5.55	3.2
SR4	1/10/2014 5:56	29.37	78.8	5.30	4.9	SR4	1/10/2014 11:56	29.45	85.6	5.76	3.5	SR4	1/10/2014 17:56	29.65	85.5	5.76	3.2	SR4	1/10/2014 23:56	29.31	81.8	5.51	3.0

Station	Timestamp	Temp (° C)	DO (%)	DO (mg/L)	Tur (NTU)	Station	Timestamp	Temp (° C)	DO (%)	DO (mg/L)	Tur (NTU)	Station	Timestamp	Temp (° C)	DO (%)	DO (mg/L)	Tur (NTU)	Station	Timestamp	Temp (°C)	DO (%)	DO (mg/L)	Tur (NTU)
SR5	1/10/2014 0:00	29.57	75.3	**4.87**	3.8	SR5	1/10/2014 6:00	29.63	81.5	**5.37**	1.9	SR5	1/10/2014 12:00	29.51	74.4	**4.84**	3.6	SR5	1/10/2014 18:00	29.60	80.2	**5.21**	2.2
SR5	1/10/2014 0:05	29.55	75.6	**4.90**	3.5	SR5	1/10/2014 6:05	29.61	81.0	**5.34**	1.8	SR5	1/10/2014 12:05	29.51	74.4	**4.84**	3.7	SR5	1/10/2014 18:05	29.60	79.0	**5.13**	2.2
SR5	1/10/2014 0:10	29.56	73.9	**4.79**	3.0	SR5	1/10/2014 6:10	29.62	81.4	**5.37**	1.7	SR5	1/10/2014 12:10	29.51	74.8	**4.86**	3.6	SR5	1/10/2014 18:10	29.64	81.9	**5.32**	2.2
SR5	1/10/2014 0:15	29.53	74.0	**4.79**	3.6	SR5	1/10/2014 6:15	29.62	81.1	**5.35**	1.6	SR5	1/10/2014 12:15	29.51	74.8	**4.86**	3.7	SR5	1/10/2014 18:15	29.64	80.6	**5.24**	2.4
SR5	1/10/2014 0:20	29.52	73.5	**4.76**	3.6	SR5	1/10/2014 6:20	29.64	82.0	5.41	1.7	SR5	1/10/2014 12:20	29.50	75.2	**4.89**	3.7	SR5	1/10/2014 18:20	29.64	81.7	**5.31**	2.2
SR5	1/10/2014 0:25	29.50	73.7	**4.77**	4.4	SR5	1/10/2014 6:25	29.63	83.1	5.49	1.6	SR5	1/10/2014 12:25	29.50	75.6	**4.92**	4.0	SR5	1/10/2014 18:25	29.72	83.8	5.44	2.4
SR5	1/10/2014 0:30	29.52	73.0	**4.73**	3.7	SR5	1/10/2014 6:30	29.67	82.8	5.47	1.6	SR5	1/10/2014 12:30	29.50	75.6	**4.91**	3.7	SR5	1/10/2014 18:30	29.71	83.3	5.41	2.4
SR5	1/10/2014 0:35	29.50	72.9	**4.72**	4.4	SR5	1/10/2014 6:35	29.70	82.3	5.42	1.8	SR5	1/10/2014 12:35	29.50	75.6	**4.91**	3.5	SR5	1/10/2014 18:35	29.73	83.9	5.44	2.4
SR5	1/10/2014 0:40	29.48	73.3	**4.74**	3.7	SR5	1/10/2014 6:40	29.69	82.5	5.45	1.9	SR5	1/10/2014 12:40	29.50	75.6	**4.92**	3.4	SR5	1/10/2014 18:40	29.71	82.5	**5.35**	2.5
SR5	1/10/2014 0:45	29.50	72.9	**4.71**	4.1	SR5	1/10/2014 6:45	29.70	82.3	5.43	1.8	SR5	1/10/2014 12:45	29.50	75.8	**4.92**	3.7	SR5	1/10/2014 18:45	29.70	82.0	**5.32**	2.3
SR5	1/10/2014 0:50	29.46	73.7	**4.76**	4.9	SR5	1/10/2014 6:50	29.71	82.1	5.42	1.8	SR5	1/10/2014 12:50	29.51	75.9	**4.93**	3.8	SR5	1/10/2014 18:50	29.68	81.6	**5.30**	2.2
SR5	1/10/2014 0:55	29.44	73.9	**4.77**	4.9	SR5	1/10/2014 6:55	29.71	82.0	5.41	1.7	SR5	1/10/2014 12:55	29.52	75.7	**4.92**	3.5	SR5	1/10/2014 18:55	29.68	81.4	**5.28**	2.3
SR5	1/10/2014 1:00	29.43	73.6	**4.75**	4.0	SR5	1/10/2014 7:00	29.71	81.7	5.39	1.7	SR5	1/10/2014 13:00	29.51	76.1	**4.94**	3.7	SR5	1/10/2014 19:00	29.67	80.1	**5.20**	2.3
SR5	1/10/2014 1:05	29.42	73.7	**4.76**	4.9	SR5	1/10/2014 7:05	29.69	81.9	5.41	1.6	SR5	1/10/2014 13:05	29.51	76.1	**4.94**	3.1	SR5	1/10/2014 19:05	29.67	80.3	**5.22**	2.1
SR5	1/10/2014 1:10	29.53	76.1	**4.96**	2.1	SR5	1/10/2014 7:10	29.70	81.7	5.40	1.8	SR5	1/10/2014 13:10	29.50	76.0	**4.94**	3.7	SR5	1/10/2014 19:10	29.67	80.6	**5.24**	2.2
SR5	1/10/2014 1:15	29.80	80.8	**5.27**	2.1	SR5	1/10/2014 7:15	29.72	80.9	**5.34**	1.9	SR5	1/10/2014 13:15	29.49	75.9	**4.93**	4.2	SR5	1/10/2014 19:15	29.67	83.3	5.41	2.2
SR5	1/10/2014 1:20	29.77	80.0	**5.21**	2.1	SR5	1/10/2014 7:20	29.72	80.3	**5.30**	1.7	SR5	1/10/2014 13:20	29.51	75.2	**4.88**	3.0	SR5	1/10/2014 19:20	29.67	83.0	5.39	2.2
SR5	1/10/2014 1:25	29.79	79.9	**5.20**	1.9	SR5	1/10/2014 7:25	29.72	78.8	**5.20**	2.0	SR5	1/10/2014 13:25	29.51	75.2	**4.88**	4.1	SR5	1/10/2014 19:25	29.69	82.4	**5.36**	2.2
SR5	1/10/2014 1:30	29.78	80.1	**5.22**	2.0	SR5	1/10/2014 7:30	29.71	79.3	**5.24**	1.7	SR5	1/10/2014 13:30	29.51	75.0	**4.87**	3.2	SR5	1/10/2014 19:30	29.68	82.3	**5.35**	2.0
SR5	1/10/2014 1:35	29.78	80.9	**5.28**	2.0	SR5	1/10/2014 7:35	29.72	79.5	**5.25**	1.7	SR5	1/10/2014 13:35	29.49	73.3	**4.76**	3.7	SR5	1/10/2014 19:35	29.68	82.2	**5.34**	2.3
SR5	1/10/2014 1:40	29.79	81.0	**5.29**	2.0	SR5	1/10/2014 7:40	29.72	79.2	**5.23**	1.9	SR5	1/10/2014 13:40	29.49	73.4	**4.77**	3.5	SR5	1/10/2014 19:40	29.69	81.6	**5.30**	2.2
SR5	1/10/2014 1:45	29.78	81.0	**5.29**	2.0	SR5	1/10/2014 7:45	29.71	80.0	**5.28**	1.8	SR5	1/10/2014 13:45	29.50	72.1	**4.68**	3.9	SR5	1/10/2014 19:45	29.68	81.6	**5.30**	2.1
SR5	1/10/2014 1:50	29.77	80.2	**5.24**	1.9	SR5	1/10/2014 7:50	29.72	79.8	**5.27**	1.9	SR5	1/10/2014 13:50	29.49	71.8	**4.66**	4.1	SR5	1/10/2014 19:50	29.65	82.0	**5.33**	2.0
SR5	1/10/2014 1:55	29.76	79.6	**5.20**	1.9	SR5	1/10/2014 7:55	29.71	79.4	**5.24**	1.8	SR5	1/10/2014 13:55	29.50	71.8	**4.66**	3.7	SR5	1/10/2014 19:55	29.66	82.0	**5.33**	2.0
SR5	1/10/2014 2:00	29.74	78.7	**5.13**	1.9	SR5	1/10/2014 8:00	29.72	79.5	**5.24**	2.1	SR5	1/10/2014 14:00	29.49	72.1	**4.68**	4.2	SR5	1/10/2014 20:00	29.64	81.6	**5.31**	1.9
SR5	1/10/2014 2:05	29.75	79.6	**5.20**	2.0	SR5	1/10/2014 8:05	29.71	79.9	**5.28**	2.2	SR5	1/10/2014 14:05	29.48	73.4	**4.76**	3.3	SR5	1/10/2014 20:05	29.66	81.8	**5.32**	2.0
SR5	1/10/2014 2:10	29.74	80.1	**5.23**	2.1	SR5	1/10/2014 8:10	29.67	80.2	**5.30**	2.6	SR5	1/10/2014 14:10	29.45	73.3	**4.76**	4.0	SR5	1/10/2014 20:10	29.66	81.3	**5.28**	2.1
SR5	1/10/2014 2:15	29.73	79.9	**5.22**	1.9	SR5	1/10/2014 8:15	29.66	79.8	**5.28**	3.4	SR5	1/10/2014 14:15	29.47	73.6	**4.77**	3.7	SR5	1/10/2014 20:15	29.62	83.8	5.47	1.8
SR5	1/10/2014 2:20	29.73	78.8	**5.14**	2.0	SR5	1/10/2014 8:20	29.67	79.2	**5.24**	3.2	SR5	1/10/2014 14:20	29.46	74.6	**4.83**	3.9	SR5	1/10/2014 20:20	29.65	83.9	5.47	1.9
SR5	1/10/2014 2:25	29.73	78.8	**5.14**	1.9	SR5	1/10/2014 8:25	29.68	79.3	**5.25**	3.2	SR5	1/10/2014 14:25	29.46	75.6	**4.90**	3.6	SR5	1/10/2014 20:25	29.66	83.3	5.43	2.0
SR5	1/10/2014 2:30	29.73	78.7	**5.14**	1.8	SR5	1/10/2014 8:30	29.68	79.1	**5.23**	**10.6**	SR5	1/10/2014 14:30	29.46	75.1	**4.87**	3.7	SR5	1/10/2014 20:30	29.71	83.9	5.47	1.8
SR5	1/10/2014 2:35	29.73	78.1	**5.10**	2.0	SR5	1/10/2014 8:35	29.69	79.0	**5.23**	3.0	SR5	1/10/2014 14:35	29.46	74.6	**4.83**	3.5	SR5	1/10/2014 20:35	29.79	84.7	5.52	1.9
SR5	1/10/2014 2:40	29.75	79.3	**5.17**	2.0	SR5	1/10/2014 8:40	29.69	79.5	**5.26**	3.2	SR5	1/10/2014 14:40	29.46	74.6	**4.83**	4.3	SR5	1/10/2014 20:40	29.79	85.7	5.59	1.9
SR5	1/10/2014 2:45	29.74	78.8	**5.15**	1.8	SR5	1/10/2014 8:45	29.71	79.0	**5.22**	3.3	SR5	1/10/2014 14:45	29.47	73.1	**4.74**	3.3	SR5	1/10/2014 20:45	29.79	84.7	5.51	2.0
SR5	1/10/2014 2:50	29.75	79.3	**5.18**	1.9	SR5	1/10/2014 8:50	29.71	78.5	**5.19**	3.7	SR5	1/10/2014 14:50	29.48	73.7	**4.77**	3.8	SR5	1/10/2014 20:50	29.80	87.9	5.74	1.6
SR5	1/10/2014 2:55	29.67	81.2	**5.30**	1.8	SR5	1/10/2014 8:55	29.72	78.6	**5.19**	2.7	SR5	1/10/2014 14:55	29.50	75.5	**4.89**	3.3	SR5	1/10/2014 20:55	29.81	86.4	5.63	1.8
SR5	1/10/2014 3:00	29.70	80.4	**5.25**	1.8	SR5	1/10/2014 9:00	29.72	78.2	**5.16**	3.1	SR5	1/10/2014 15:00	29.50	75.0	**4.86**	3.5	SR5	1/10/2014 21:00	29.80	87.1	5.68	1.8
SR5	1/10/2014 3:05	29.67	81.1	**5.30**	2.1	SR5	1/10/2014 9:05	29.72	78.0	**5.15**	2.8	SR5	1/10/2014 15:05	29.47	74.0	**4.79**	3.6	SR5	1/10/2014 21:05	29.78	87.3	5.70	1.7
SR5	1/10/2014 3:10	29.68	79.8	**5.22**	2.2	SR5	1/10/2014 9:10	29.72	77.7	**5.13**	2.7	SR5	1/10/2014 15:10	29.47	73.8	**4.78**	4.1	SR5	1/10/2014 21:10	29.71	88.0	5.76	1.6
SR5	1/10/2014 3:15	29.68	79.8	**5.22**	2.3	SR5	1/10/2014 9:15	29.71	77.0	**5.09**	2.7	SR5	1/10/2014 15:15	29.46	73.3	**4.74**	3.6	SR5	1/10/2014 21:15	29.71	88.7	5.81	1.6
SR5	1/10/2014 3:20	29.70	78.6	**5.13**	2.1	SR5	1/10/2014 9:20	29.71	76.6	**5.06**	2.6	SR5	1/10/2014 15:20	29.47	73.5	**4.76**	3.6	SR5	1/10/2014 21:20	29.68	88.1	5.76	1.7
SR5	1/10/2014 3:25	29.71	76.7	**5.01**	1.9	SR5	1/10/2014 9:25	29.71	76.2	**5.03**	2.5	SR5	1/10/2014 15:25	29.44	73.6	**4.76**	3.5	SR5	1/10/2014 21:25	29.77	88.2	5.77	1.6
SR5	1/10/2014 3:30	29.70	76.6	**5.00**	2.1	SR5	1/10/2014 9:30	29.72	79.7	**5.26**	2.8	SR5	1/10/2014 15:30	29.45	73.2	**4.74**	3.7	SR5	1/10/2014 21:30	29.75	87.8	5.75	1.7
SR5	1/10/2014 3:35	29.69	76.7	**4.99**	2.0	SR5	1/10/2014 9:35	29.71	78.7	**5.21**	2.4	SR5	1/10/2014 15:35	29.45	73.7	**4.77**	3.3	SR5	1/10/2014 21:35	29.71	87.8	5.75	1.7
SR5	1/10/2014 3:40	29.69	76.5	**4.98**	2.4	SR5	1/10/2014 9:40	29.72	79.5	**5.26**	2.4	SR5	1/10/2014 15:40	29.49	72.8	**4.71**	3.0	SR5	1/10/2014 21:40	29.71	86.9	5.69	1.6
SR5	1/10/2014 3:45	29.69	76.1	**4.96**	2.9	SR5	1/10/2014 9:45	29.71	79.0	**5.22**	2.4	SR5	1/10/2014 15:45	29.46	73.2	**4.74**	3.6	SR5	1/10/2014 21:45	29.71	87.3	5.72	1.5
SR5	1/10/2014 3:50	29.67	75.8	**4.94**	2.6	SR5	1/10/2014 9:50	29.72	78.9	**5.22**	2.7	SR5	1/10/2014 15:50	29.45	74.1	**4.79**	3.3	SR5	1/10/2014 21:50	29.73	87.7	5.74	1.6
SR5	1/10/2014 3:55	29.63	76.4	**4.97**	2.7	SR5	1/10/2014 9:55	29.72	78.1	**5.16**	3.1	SR5	1/10/2014 15:55	29.43	73.3	**4.74**	4.1	SR5	1/10/2014 21:55	29.78	87.4	5.71	1.9
SR5	1/10/2014 4:00	29.55	77.3	**5.02**	2.8	SR5	1/10/2014 10:00	29.73	77.1	**5.09**	3.1	SR5	1/10/2014 16:00	29.42	73.1	**4.73**	3.4	SR5	1/10/2014 22:00	29.79	87.2	5.70	1.8
SR5	1/10/2014 4:05	29.58	77.7	**5.06**	2.3	SR5	1/10/2014 10:05	29.73	76.7	**5.06**	3.0	SR5	1/10/2014 16:05	29.40	73.0	**4.71**	3.7	SR5	1/10/2014 22:05	29.84	86.3	5.64	1.9
SR5	1/10/2014 4:10	29.57	78.9	**5.15**	2.2	SR5	1/10/2014 10:10	29.74	76.6	**5.05**	3.2	SR5	1/10/2014 16:10	29.44	72.3	**4.67**	3.7	SR5	1/10/2014 22:10	29.81	86.0	5.61	1.9
SR5	1/10/2014 4:15	29.54	80.4	**5.25**	1.9	SR5	1/10/2014 10:15	29.74	76.9	**5.07**	3.8	SR5	1/10/2014 16:15	29.42	73.4	**4.74**	3.6	SR5	1/10/2014 22:15	29.71	83.3	5.45	1.7
SR5	1/10/2014 4:20	29.55	79.2	**5.16**	2.0	SR5	1/10/2014 10:20	29.74	79.0	**5.22**	2.5	SR5	1/10/2014 16:20	29.39	72.6	**4.69**	3.9	SR5	1/10/2014 22:20	29.69	85.0	5.56	1.7
SR5	1/10/2014 4:25	29.52	78.6	**5.12**	2.4	SR5	1/10/2014 10:25	29.75	78.9	**5.22**	2.6	SR5	1/10/2014 16:25	29.39	72.7	**4.69**	4.0	SR5	1/10/2014 22:25	29.69	84.5	5.52	1.8
SR5	1/10/2014 4:30	29.56	80.1	**5.23**	1.7	SR5	1/10/2014 10:30	29.75	78.4	**5.18**	2.4	SR5	1/10/2014 16:30	29.60	76.5	**4.94**	2.8	SR5	1/10/2014 22:30	29.69	84.0	5.49	1.5
SR5	1/10/2014 4:35	29.58	80.6	**5.27**	1.7	SR5	1/10/2014 10:35	29.75	76.1	**5.03**	2.6	SR5	1/10/2014 16:35	29.74	80.7	**5.23**	2.8	SR5	1/10/2014 22:35	29.69	83.1	5.43	1.8
SR5	1/10/2014 4:40	29.60	80.7	**5.27**	1.7	SR5	1/10/2014 10:40	29.75	75.8	**5.00**	2.6	SR5	1/10/2014 16:40	29.67	78.1	**5.05**	3.0	SR5	1/10/2014 22:40	29.68	83.0	5.43	1.8
SR5	1/10/2014 4:45	29.54	82.0	**5.37**	1.7	SR5	1/10/2014 10:45	29.76	76.3	**5.04**	2.6	SR5	1/10/2014 16:45	29.65	79.3	**5.13**	2.9	SR5	1/10/2014 22:45	29.66	81.8	**5.33**	2.3
SR5	1/10/2014 4:50	29.55	82.7	5.43	1.6	SR5	1/10/2014 10:50	29.75	74.5	**4.91**	2.6	SR5	1/10/2014 16:50	29.66	78.9	**5.11**	2.9	SR5	1/10/2014 22:50	29.69	82.5	**5.38**	1.8
SR5	1/10/2014 4:55	29.60	83.0	5.45	1.7	SR5	1/10/2014 10:55	29.74	75.6	**4.97**	4.5	SR5	1/10/2014 16:55	29.68	79.4	**5.15**	3.2	SR5	1/10/2014 22:55	29.67	81.7	**5.31**	2.2
SR5	1/10/2014 5:00	29.61	82.9	5.46	1.7	SR5	1/10/2014 11:00	29.77	74.8	**4.93**	2.5	SR5	1/10/2014 17:00	29.61	76.7	**4.96**	3.3	SR5	1/10/2014 23:00	29.64	80.2	**5.21**	2.4
SR5	1/10/2014 5:05	29.63	82.5	5.44	1.9	SR5	1/10/2014 11:05	29.71	73.9	**4.85**	3.3	SR5	1/10/2014 17:05	29.62	76.6	**4.96**	3.1	SR5	1/10/2014 23:05	29.69	78.3	**5.11**	1.7
SR5	1/10/2014 5:10	29.63	82.0	5.40	1.9	SR5	1/10/2014 11:10	29.74	72.6	**4.77**	4.4	SR5	1/10/2014 17:10	29.57	75.3	**4.87**	3.5	SR5	1/10/2014 23:10	29.64	79.2	**5.15**	2.3
SR5	1/10/2014 5:15	29.63	81.4	**5.36**	1.9	SR5	1/10/2014 11:15	29.71	73.6	**4.83**	3.8	SR5	1/10/2014 17:15	29.54	74.4	**4.81**	3.1	SR5	1/10/2014 23:15	29.63	78.6	**5.10**	2.3
SR5	1/10/2014 5:20	29.60	83.0	5.47	1.8	SR5	1/10/2014 11:20	29.69	73.4	**4.81**	3.5	SR5	1/10/2014 17:20	29.66	77.9	**5.05**	2.6	SR5	1/10/2014 23:20	29.61	78.0	**5.06**	2.4
SR5	1/10/2014 5:25	29.62	83.6	5.51	1.8	SR5	1/10/2014 11:25	29.67	72.8	**4.77**	4.4	SR5	1/10/2014 17:25	29.65	77.4	**5.02**	2.6	SR5	1/10/2014 23:25	29.60	77.8	**5.05**	2.6
SR5	1/10/2014 5:30	29.67	83.3	5.50	1.9	SR5	1/10/2014 11:30	29.66	72.9	**4.77**	4.9	SR5	1/10/2014 17:30	29.62	77.4	**5.02**	2.7	SR5	1/10/2014 23:30	29.58	77.0	**4.99**	2.7
SR5	1/10/2014 5:35	29.65	82.7	5.46	1.8	SR5	1/10/2014 11:35	29.67	72.4	**4.74**	3.9	SR5	1/10/2014 17:35	29.59	78.2	**5.06**	3.1	SR5	1/10/2014 23:35	29.55	77.1	**4.99**	2.5
SR5	1/10/2014 5:40	29.65	82.4	5.44	2.0	SR5	1/10/2014 11:40	29.64	72.1	**4.71**	4.0	SR5	1/10/2014 17:40	29.60	78.2	**5.07**	2.6	SR5	1/10/2014 23:40	29.55	77.1	**4.99**	2.7
SR5	1/10/2014 5:45	29.66	81.5	**5.37**	2.1	SR5	1/10/2014 11:45	29.60	71.2	**4.65**	4.0	SR5	1/10/2014 17:45	29.62	76.9	**4.99**	2.6	SR5	1/10/2014 23:45	29.53	78.2	**5.06**	2.6
SR5	1/10/2014 5:50	29.64	81.5	**5.37**	2.0	SR5	1/10/2014 11:50	29.53	72.9	**4.74**	3.8	SR5	1/10/2014 17:50	29.60	81.6	**5.31**	2.2	SR5	1/10/2014 23:50	29.53	77.0	**4.98**	2.5
SR5	1/10/2014 5:55	29.63	80.9	**5.33**	2.0	SR5	1/10/2014 11:55	29.51	74.2	**4.82**	3.5	SR5	1/10/2014 17:55	29.62	81.2	**5.28**	2.3	SR5	1/10/2014 23:55	29.56	75.2	**4.87**	2.5

Station	Timestamp	Temp (° C)	DO (%)	DO (mg/L)	Tur (NTU)	Station	Timestamp	Temp (° C)	DO (%)	DO (mg/L)	Tur (NTU)	Station	Timestamp	Temp (° C)	DO (%)	DO (mg/L)	Tur (NTU)	Station	Timestamp	Temp (°C)	DO (%)	DO (mg/L)	Tur (NTU)
SR9	1/10/2014 0:00	30.38	171.2	11.08	0.8	SR9	1/10/2014 6:00	29.82	134.0	8.77	0.9	SR9	1/10/2014 12:00	29.94	134.6	8.78	2.7	SR9	1/10/2014 18:00	30.23	159.5	10.36	2.4
SR9	1/10/2014 0:05	30.37	170.1	11.07	0.6	SR9	1/10/2014 6:05	29.75	131.1	8.56	1.0	SR9	1/10/2014 12:05	30.06	135.3	8.81	2.4	SR9	1/10/2014 18:05	30.28	162.7	10.55	2.4
SR9	1/10/2014 0:10	30.38	170.1	11.18	0.6	SR9	1/10/2014 6:10	29.75	130.7	8.54	1.0	SR9	1/10/2014 12:10	30.01	134.8	8.80	2.3	SR9	1/10/2014 18:10	30.28	161.9	10.51	2.5
SR9	1/10/2014 0:15	30.38	170.3	10.97	0.8	SR9	1/10/2014 6:15	29.70	126.5	8.29	1.3	SR9	1/10/2014 12:15	30.09	135.4	8.82	2.7	SR9	1/10/2014 18:15	30.30	162.9	10.57	2.6
SR9	1/10/2014 0:20	30.38	171.8	11.07	0.4	SR9	1/10/2014 6:20	29.74	128.2	8.43	1.2	SR9	1/10/2014 12:20	30.05	135.7	8.84	2.1	SR9	1/10/2014 18:20	30.28	160.7	10.44	2.9
SR9	1/10/2014 0:25	30.36	170.8	11.00	0.6	SR9	1/10/2014 6:25	29.72	127.2	8.32	1.5	SR9	1/10/2014 12:25	30.03	136.2	8.85	2.3	SR9	1/10/2014 18:25	30.29	159.7	10.34	2.7
SR9	1/10/2014 0:30	30.37	170.9	11.04	0.7	SR9	1/10/2014 6:30	29.70	126.1	8.23	1.2	SR9	1/10/2014 12:30	30.02	136.5	8.88	2.3	SR9	1/10/2014 18:30	30.28	158.8	10.29	2.8
SR9	1/10/2014 0:35	30.34	167.6	10.80	0.9	SR9	1/10/2014 6:35	29.74	126.5	8.26	1.4	SR9	1/10/2014 12:35	30.04	136.7	8.90	2.5	SR9	1/10/2014 18:35	30.29	158.2	10.28	3.1
SR9	1/10/2014 0:40	30.32	164.8	10.63	0.7	SR9	1/10/2014 6:40	29.72	126.4	8.25	1.7	SR9	1/10/2014 12:40	30.11	136.3	8.84	2.3	SR9	1/10/2014 18:40	30.27	157.0	10.20	2.7
SR9	1/10/2014 0:45	30.33	164.5	10.61	1.0	SR9	1/10/2014 6:45	29.73	125.9	8.20	1.2	SR9	1/10/2014 12:45	30.14	137.8	8.94	2.4	SR9	1/10/2014 18:45	30.26	155.6	10.09	3.6
SR9	1/10/2014 0:50	30.28	159.7	10.32	1.0	SR9	1/10/2014 6:50	29.75	127.3	8.30	1.3	SR9	1/10/2014 12:50	30.13	138.9	9.03	2.2	SR9	1/10/2014 18:50	30.26	155.9	10.06	3.0
SR9	1/10/2014 0:55	30.20	153.9	9.95	1.4	SR9	1/10/2014 6:55	29.72	126.4	8.23	1.5	SR9	1/10/2014 12:55	30.15	139.8	9.09	2.1	SR9	1/10/2014 18:55	30.23	154.8	10.05	2.7
SR9	1/10/2014 1:00	30.17	147.1	9.51	1.2	SR9	1/10/2014 7:00	29.74	127.8	8.33	1.3	SR9	1/10/2014 13:00	30.24	139.1	9.02	2.1	SR9	1/10/2014 19:00	30.21	155.2	10.08	2.8
SR9	1/10/2014 1:05	30.18	148.8	9.62	1.1	SR9	1/10/2014 7:05	29.68	123.5	8.05	1.5	SR9	1/10/2014 13:05	30.24	141.0	9.15	2.2	SR9	1/10/2014 19:05	30.26	156.6	10.20	2.8
SR9	1/10/2014 1:10	30.14	143.5	9.30	1.4	SR9	1/10/2014 7:10	29.62	121.0	7.95	1.5	SR9	1/10/2014 13:10	30.25	141.1	9.15	2.4	SR9	1/10/2014 19:10	30.24	157.4	10.25	2.4
SR9	1/10/2014 1:15	30.12	140.7	9.14	1.5	SR9	1/10/2014 7:15	29.66	121.5	7.96	1.8	SR9	1/10/2014 13:15	30.22	141.9	9.22	2.3	SR9	1/10/2014 19:15	30.21	156.6	10.16	3.0
SR9	1/10/2014 1:20	30.12	141.9	9.20	1.7	SR9	1/10/2014 7:20	29.60	119.9	7.85	2.5	SR9	1/10/2014 13:20	30.16	143.8	9.33	2.3	SR9	1/10/2014 19:20	30.17	155.1	10.01	2.7
SR9	1/10/2014 1:25	30.10	143.2	9.30	1.7	SR9	1/10/2014 7:25	29.58	118.3	7.76	1.4	SR9	1/10/2014 13:25	30.16	144.5	9.37	2.4	SR9	1/10/2014 19:25	30.19	155.5	9.93	2.6
SR9	1/10/2014 1:30	30.08	147.0	9.54	1.7	SR9	1/10/2014 7:30	29.57	116.7	7.66	1.3	SR9	1/10/2014 13:30	30.29	145.6	9.43	**5.3**	SR9	1/10/2014 19:30	30.18	155.4	10.05	2.7
SR9	1/10/2014 1:35	30.10	148.9	9.65	1.6	SR9	1/10/2014 7:35	29.58	116.8	7.64	2.0	SR9	1/10/2014 13:35	30.27	145.7	9.43	2.3	SR9	1/10/2014 19:35	30.18	155.4	10.05	2.7
SR9	1/10/2014 1:40	30.13	152.9	9.94	0.8	SR9	1/10/2014 7:40	29.58	116.3	7.65	1.4	SR9	1/10/2014 13:40	30.27	146.7	9.51	2.1	SR9	1/10/2014 19:40	30.17	154.2	9.98	2.3
SR9	1/10/2014 1:45	30.11	151.2	9.82	1.0	SR9	1/10/2014 7:45	29.58	116.9	7.66	2.0	SR9	1/10/2014 13:45	30.27	148.6	9.66	2.2	SR9	1/10/2014 19:45	30.17	154.1	10.03	2.6
SR9	1/10/2014 1:50	30.09	148.8	9.69	1.0	SR9	1/10/2014 7:50	29.60	117.6	7.70	1.4	SR9	1/10/2014 13:50	30.34	150.1	9.74	2.2	SR9	1/10/2014 19:50	30.20	153.5	9.97	2.5
SR9	1/10/2014 1:55	30.08	147.0	9.59	0.8	SR9	1/10/2014 7:55	29.59	117.5	7.69	1.8	SR9	1/10/2014 13:55	30.40	151.5	9.82	2.5	SR9	1/10/2014 19:55	30.19	150.7	9.77	3.3
SR9	1/10/2014 2:00	30.06	145.3	9.47	0.8	SR9	1/10/2014 8:00	29.60	117.7	7.71	1.4	SR9	1/10/2014 14:00	30.39	152.6	9.89	2.1	SR9	1/10/2014 20:00	30.17	149.7	9.72	3.1
SR9	1/10/2014 2:05	30.06	145.9	9.50	1.0	SR9	1/10/2014 8:05	29.60	118.0	7.72	2.6	SR9	1/10/2014 14:05	30.37	152.9	9.91	2.4	SR9	1/10/2014 20:05	30.20	151.0	9.79	3.1
SR9	1/10/2014 2:10	30.05	146.0	9.49	0.9	SR9	1/10/2014 8:10	29.61	118.7	7.77	1.1	SR9	1/10/2014 14:10	30.35	153.3	9.95	2.3	SR9	1/10/2014 20:10	30.19	150.6	9.79	3.0
SR9	1/10/2014 2:15	30.06	147.6	9.63	0.8	SR9	1/10/2014 8:15	29.60	118.5	7.75	1.4	SR9	1/10/2014 14:15	30.42	154.0	9.99	2.2	SR9	1/10/2014 20:15	30.18	150.5	9.83	2.7
SR9	1/10/2014 2:20	30.06	148.2	9.62	0.9	SR9	1/10/2014 8:20	29.60	118.5	7.75	1.4	SR9	1/10/2014 14:20	30.42	155.0	10.05	2.1	SR9	1/10/2014 20:20	30.17	149.0	9.67	3.0
SR9	1/10/2014 2:25	30.06	149.4	9.69	1.0	SR9	1/10/2014 8:25	29.61	119.1	7.78	1.8	SR9	1/10/2014 14:25	30.41	155.3	10.05	2.2	SR9	1/10/2014 20:25	30.19	149.9	9.75	2.7
SR9	1/10/2014 2:30	30.04	148.6	9.65	1.2	SR9	1/10/2014 8:30	29.62	119.1	7.78	1.4	SR9	1/10/2014 14:30	30.42	155.5	10.06	2.0	SR9	1/10/2014 20:30	30.19	150.3	9.78	2.5
SR9	1/10/2014 2:35	30.02	147.3	9.60	1.2	SR9	1/10/2014 8:35	29.59	118.0	7.71	1.8	SR9	1/10/2014 14:35	30.41	155.6	10.06	2.2	SR9	1/10/2014 20:35	30.16	148.9	9.67	2.5
SR9	1/10/2014 2:40	30.00	144.9	9.46	1.2	SR9	1/10/2014 8:40	29.61	118.2	7.73	1.3	SR9	1/10/2014 14:40	30.43	156.0	10.10	2.0	SR9	1/10/2014 20:40	30.17	149.4	9.71	2.4
SR9	1/10/2014 2:45	29.99	143.4	9.34	1.3	SR9	1/10/2014 8:45	29.62	118.3	7.75	1.4	SR9	1/10/2014 14:45	30.45	156.3	10.12	2.2	SR9	1/10/2014 20:45	30.17	149.6	9.70	4.0
SR9	1/10/2014 2:50	29.98	142.7	9.30	1.3	SR9	1/10/2014 8:50	29.61	118.7	7.78	1.5	SR9	1/10/2014 14:50	30.44	157.1	10.17	2.5	SR9	1/10/2014 20:50	30.14	149.3	9.71	2.3
SR9	1/10/2014 2:55	29.96	141.0	9.18	1.4	SR9	1/10/2014 8:55	29.61	118.4	7.75	1.3	SR9	1/10/2014 14:55	30.45	157.8	10.21	2.3	SR9	1/10/2014 20:55	30.15	149.7	9.74	2.4
SR9	1/10/2014 3:00	29.96	141.5	9.21	1.4	SR9	1/10/2014 9:00	29.63	118.7	7.76	1.6	SR9	1/10/2014 15:00	30.42	158.1	10.22	2.5	SR9	1/10/2014 21:00	30.16	150.4	9.76	2.7
SR9	1/10/2014 3:05	29.96	141.4	9.20	1.6	SR9	1/10/2014 9:05	29.63	118.6	7.76	1.7	SR9	1/10/2014 15:05	30.46	158.9	10.28	2.3	SR9	1/10/2014 21:05	30.17	150.5	9.69	2.6
SR9	1/10/2014 3:10	29.95	141.4	9.24	1.7	SR9	1/10/2014 9:10	29.64	118.9	7.76	1.6	SR9	1/10/2014 15:10	30.48	158.8	10.26	2.7	SR9	1/10/2014 21:10	30.18	150.1	9.62	2.4
SR9	1/10/2014 3:15	29.94	139.8	9.04	1.6	SR9	1/10/2014 9:15	29.64	118.7	7.76	1.6	SR9	1/10/2014 15:15	30.41	159.4	10.32	2.5	SR9	1/10/2014 21:15	30.20	150.4	9.57	2.5
SR9	1/10/2014 3:20	29.94	140.4	9.08	1.9	SR9	1/10/2014 9:20	29.64	119.4	7.81	3.8	SR9	1/10/2014 15:20	30.41	159.5	10.33	**5.1**	SR9	1/10/2014 21:20	30.20	150.6	9.60	2.8
SR9	1/10/2014 3:25	29.95	140.8	9.15	1.8	SR9	1/10/2014 9:25	29.66	120.8	7.90	1.5	SR9	1/10/2014 15:25	30.40	159.6	10.33	2.5	SR9	1/10/2014 21:25	30.19	150.2	9.57	2.4
SR9	1/10/2014 3:30	29.94	140.7	9.15	1.5	SR9	1/10/2014 9:30	29.66	120.5	7.87	1.7	SR9	1/10/2014 15:30	30.42	160.2	10.38	3.2	SR9	1/10/2014 21:30	30.19	149.9	9.56	2.8
SR9	1/10/2014 3:35	29.91	138.9	8.98	1.3	SR9	1/10/2014 9:35	29.67	121.3	7.92	1.8	SR9	1/10/2014 15:35	30.43	160.7	10.40	2.5	SR9	1/10/2014 21:35	30.19	149.4	9.52	2.6
SR9	1/10/2014 3:40	29.91	137.6	8.94	1.5	SR9	1/10/2014 9:40	29.67	120.5	7.87	1.7	SR9	1/10/2014 15:40	30.39	156.6	10.13	2.9	SR9	1/10/2014 21:40	30.18	149.3	9.51	3.0
SR9	1/10/2014 3:45	29.92	138.6	9.01	1.5	SR9	1/10/2014 9:45	29.70	122.2	7.98	1.6	SR9	1/10/2014 15:45	30.32	151.9	9.85	3.8	SR9	1/10/2014 21:45	30.18	148.9	9.49	2.6
SR9	1/10/2014 3:50	29.91	135.7	8.82	1.5	SR9	1/10/2014 9:50	29.72	122.4	7.99	1.6	SR9	1/10/2014 15:50	30.37	153.2	9.92	3.1	SR9	1/10/2014 21:50	30.18	147.6	9.40	2.4
SR9	1/10/2014 3:55	29.87	137.6	8.95	1.4	SR9	1/10/2014 9:55	29.73	121.8	7.93	1.4	SR9	1/10/2014 15:55	30.40	159.0	10.30	2.5	SR9	1/10/2014 21:55	30.17	146.7	9.34	2.5
SR9	1/10/2014 4:00	29.88	136.4	8.87	1.4	SR9	1/10/2014 10:00	29.74	122.0	7.94	1.6	SR9	1/10/2014 16:00	30.43	160.4	10.39	2.3	SR9	1/10/2014 22:00	30.18	146.9	9.36	2.6
SR9	1/10/2014 4:05	29.89	137.7	8.95	1.3	SR9	1/10/2014 10:05	29.75	122.9	8.03	1.5	SR9	1/10/2014 16:05	30.40	160.5	10.39	2.8	SR9	1/10/2014 22:05	30.18	147.3	9.38	2.5
SR9	1/10/2014 4:10	29.91	136.2	8.87	1.7	SR9	1/10/2014 10:10	29.73	122.4	7.99	2.4	SR9	1/10/2014 16:10	30.34	150.2	9.74	3.2	SR9	1/10/2014 22:10	30.17	146.8	9.36	2.5
SR9	1/10/2014 4:15	29.90	133.9	8.72	1.2	SR9	1/10/2014 10:15	29.74	123.6	8.08	1.7	SR9	1/10/2014 16:15	30.25	145.6	9.44	4.0	SR9	1/10/2014 22:15	30.18	145.5	9.28	2.5
SR9	1/10/2014 4:20	29.86	135.8	8.85	1.1	SR9	1/10/2014 10:20	29.74	123.7	8.08	1.9	SR9	1/10/2014 16:20	30.20	144.9	9.39	**4.9**	SR9	1/10/2014 22:20	30.17	145.5	9.28	2.9
SR9	1/10/2014 4:25	29.88	133.7	8.71	1.5	SR9	1/10/2014 10:25	29.74	123.7	8.08	2.1	SR9	1/10/2014 16:25	30.16	142.7	9.28	**5.4**	SR9	1/10/2014 22:25	30.17	145.4	9.28	2.7
SR9	1/10/2014 4:30	29.88	133.6	8.69	2.2	SR9	1/10/2014 10:30	29.77	125.2	8.17	1.7	SR9	1/10/2014 16:30	30.30	150.1	9.71	4.0	SR9	1/10/2014 22:30	30.17	145.1	9.25	2.5
SR9	1/10/2014 4:35	29.87	133.6	8.70	1.2	SR9	1/10/2014 10:35	29.77	124.0	8.11	2.1	SR9	1/10/2014 16:35	30.26	148.5	9.61	**4.8**	SR9	1/10/2014 22:35	30.17	143.8	9.17	2.6
SR9	1/10/2014 4:40	29.90	134.1	8.74	1.5	SR9	1/10/2014 10:40	29.77	126.4	8.24	1.9	SR9	1/10/2014 16:40	30.26	148.7	9.64	4.2	SR9	1/10/2014 22:40	30.17	143.9	9.19	2.9
SR9	1/10/2014 4:45	29.85	133.1	8.69	1.2	SR9	1/10/2014 10:45	29.78	126.6	8.24	1.9	SR9	1/10/2014 16:45	30.20	146.7	9.52	4.4	SR9	1/10/2014 22:45	30.16	143.7	9.16	2.8
SR9	1/10/2014 4:50	29.87	131.9	8.59	1.3	SR9	1/10/2014 10:50	29.79	127.2	8.32	1.9	SR9	1/10/2014 16:50	30.21	153.4	9.92	3.9	SR9	1/10/2014 22:50	30.15	143.5	9.15	2.7
SR9	1/10/2014 4:55	29.87	132.2	8.57	1.6	SR9	1/10/2014 10:55	29.88	126.9	8.27	2.1	SR9	1/10/2014 16:55	30.21	154.8	10.02	4.1	SR9	1/10/2014 22:55	30.14	143.7	9.16	2.6
SR9	1/10/2014 5:00	29.85	131.8	8.57	1.2	SR9	1/10/2014 11:00	29.88	127.4	8.31	1.8	SR9	1/10/2014 17:00	30.27	158.8	10.28	3.6	SR9	1/10/2014 23:00	30.13	143.8	9.18	2.4
SR9	1/10/2014 5:05	29.87	133.5	8.67	1.6	SR9	1/10/2014 11:05	29.90	127.7	8.34	2.8	SR9	1/10/2014 17:05	30.27	158.0	10.24	2.9	SR9	1/10/2014 23:05	30.11	143.0	9.13	2.2
SR9	1/10/2014 5:10	29.89	134.2	8.74	1.4	SR9	1/10/2014 11:10	29.91	127.8	8.35	2.0	SR9	1/10/2014 17:10	30.32	160.6	10.40	2.8	SR9	1/10/2014 23:10	30.11	141.7	9.06	2.6
SR9	1/10/2014 5:15	29.90	133.7	8.69	3.4	SR9	1/10/2014 11:15	29.95	127.5	8.29	1.6	SR9	1/10/2014 17:15	30.22	158.0	10.24	2.6	SR9	1/10/2014 23:15	30.07	139.4	9.07	2.7
SR9	1/10/2014 5:20	29.91	136.1	8.83	1.4	SR9	1/10/2014 11:20	29.93	127.9	8.33	2.3	SR9	1/10/2014 17:20	30.18	156.6	10.16	2.6	SR9	1/10/2014 23:20	30.08	140.3	9.13	2.6
SR9	1/10/2014 5:25	29.90	133.1	8.65	1.3	SR9	1/10/2014 11:25	29.94	128.6	8.38	1.9	SR9	1/10/2014 17:25	30.24	159.4	10.35	2.4	SR9	1/10/2014 23:25	30.07	141.0	9.17	3.8
SR9	1/10/2014 5:30	29.90	134.9	8.78	1.5	SR9	1/10/2014 11:30	29.92	131.2	8.56	2.0	SR9	1/10/2014 17:30	30.23	159.4	10.35	2.3	SR9	1/10/2014 23:30	30.08	141.2	9.20	2.3
SR9	1/10/2014 5:35	29.87	129.4	8.44	1.1	SR9	1/10/2014 11:35	29.88	131.8	8.58	2.4	SR9	1/10/2014 17:35	30.17	160.0	10.42	2.4	SR9	1/10/2014 23:35	30.04	140.0	9.20	2.5
SR9	1/10/2014 5:40	29.86	131.4	8.61	1.5	SR9	1/10/2014 11:40	29.90	132.0	8.60	2.5	SR9	1/10/2014 17:40	30.17	159.7	10.39	2.2	SR9	1/10/2014 23:40	30.07	141.4	9.15	2.3
SR9	1/10/2014 5:45	29.85	134.3	8.78	1.4	SR9	1/10/2014 11:45	29.99	132.5	8.61	2.1	SR9	1/10/2014 17:45	30.21	159.5	10.37	2.2	SR9	1/10/2014 23:45	30.10	143.0	9.31	2.3
SR9	1/10/2014 5:50	29.86	130.6	8.52	1.2	SR9	1/10/2014 11:50	29.93	133.7	8.69	2.3	SR9	1/10/2014 17:50	30.21	160.5	10.42	2.7	SR9	1/10/2014 23:50	30.12	143.8	9.37	**12.6**
SR9	1/10/2014 5:55	29.87	133.0	8.66	1.4	SR9	1/10/2014 11:55	29.94	134.5	8.75	2.2	SR9	1/10/2014 17:55	30.19	160.4	10.43	2.4	SR9	1/10/2014 23:55	30.11	143.4	9.35	2.1

Station	Timestamp	Temp (° C)	DO (%)	DO (mg/L)	Tur (NTU)	Station	Timestamp	Temp (° C)	DO (%)	DO (mg/L)	Tur (NTU)	Station	Timestamp	Temp (° C)	DO (%)	DO (mg/L)	Tur (NTU)	Station	Timestamp	Temp (°C)	DO (%)	DO (mg/L)	Tur (NTU)
SR10	1/10/2014 0:00	29.65	74.3	**4.76**	3.9	SR10	1/10/2014 6:00	29.33	85.0	**5.47**	**15.1**	SR10	1/10/2014 12:00	29.51	90.5	**5.79**	1.0	SR10	1/10/2014 18:00	29.40	90.4	**5.78**	0.7
SR10	1/10/2014 0:05	29.66	86.0	**5.49**	2.0	SR10	1/10/2014 6:05	29.33	85.5	**5.50**	1.0	SR10	1/10/2014 12:05	29.51	83.6	**5.35**	0.9	SR10	1/10/2014 18:05	29.39	89.7	**5.74**	0.6
SR10	1/10/2014 0:10	29.61	81.2	**5.20**	2.3	SR10	1/10/2014 6:10	29.34	84.9	**5.46**	0.4	SR10	1/10/2014 12:10	29.53	87.6	**5.60**	1.0	SR10	1/10/2014 18:10	29.39	88.9	**5.68**	0.6
SR10	1/10/2014 0:15	29.53	88.3	**5.64**	0.2	SR10	1/10/2014 6:15	29.33	85.7	**5.51**	0.1	SR10	1/10/2014 12:15	29.53	85.1	**5.44**	1.0	SR10	1/10/2014 18:15	29.41	90.1	**5.76**	0.5
SR10	1/10/2014 0:20	29.37	84.5	**5.45**	0.3	SR10	1/10/2014 6:20	29.31	86.5	**5.57**	0.1	SR10	1/10/2014 12:20	29.49	86.4	**5.52**	1.9	SR10	1/10/2014 18:20	29.32	91.3	**5.84**	0.6
SR10	1/10/2014 0:25	29.37	86.7	**5.60**	1.0	SR10	1/10/2014 6:25	29.34	86.8	**5.59**	0.1	SR10	1/10/2014 12:25	29.49	87.0	**5.57**	2.0	SR10	1/10/2014 18:25	29.37	87.0	**5.56**	0.4
SR10	1/10/2014 0:30	29.52	87.0	**5.60**	0.7	SR10	1/10/2014 6:30	29.32	86.2	**5.55**	0.1	SR10	1/10/2014 12:30	29.49	86.0	**5.50**	1.8	SR10	1/10/2014 18:30	29.33	86.5	**5.53**	0.5
SR10	1/10/2014 0:35	29.59	87.1	**5.60**	0.7	SR10	1/10/2014 6:35	29.33	87.1	**5.61**	0.4	SR10	1/10/2014 12:35	29.59	77.7	**4.96**	0.7	SR10	1/10/2014 18:35	29.35	89.1	**5.70**	1.1
SR10	1/10/2014 0:40	29.60	87.0	**5.59**	0.3	SR10	1/10/2014 6:40	29.44	88.6	**5.69**	0.4	SR10	1/10/2014 12:40	29.59	78.1	**4.99**	0.8	SR10	1/10/2014 18:40	29.32	88.3	**5.65**	**7.8**
SR10	1/10/2014 0:45	29.63	85.9	**5.51**	0.1	SR10	1/10/2014 6:45	29.47	89.8	**5.76**	0.2	SR10	1/10/2014 12:45	29.67	88.1	**5.63**	0.4	SR10	1/10/2014 18:45	29.35	87.8	**5.62**	0.6
SR10	1/10/2014 0:50	29.63	83.9	**5.38**	**7.7**	SR10	1/10/2014 6:50	29.46	89.3	**5.74**	0.2	SR10	1/10/2014 12:50	29.64	82.8	**5.29**	0.4	SR10	1/10/2014 18:50	29.32	87.3	**5.59**	1.0
SR10	1/10/2014 0:55	29.67	84.8	**5.44**	0.9	SR10	1/10/2014 6:55	29.47	89.1	**5.72**	0.1	SR10	1/10/2014 12:55	29.62	80.0	**5.11**	0.7	SR10	1/10/2014 18:55	29.39	87.9	**5.62**	0.7
SR10	1/10/2014 1:00	29.63	86.1	**5.52**	0.8	SR10	1/10/2014 7:00	29.49	90.0	**5.78**	0.1	SR10	1/10/2014 13:00	29.60	82.0	**5.24**	1.0	SR10	1/10/2014 19:00	29.39	86.4	**5.52**	0.9
SR10	1/10/2014 1:05	29.64	86.9	**5.56**	**6.4**	SR10	1/10/2014 7:05	29.46	88.8	**5.70**	0.1	SR10	1/10/2014 13:05	29.57	83.6	**5.34**	1.1	SR10	1/10/2014 19:05	29.36	87.9	**5.62**	0.7
SR10	1/10/2014 1:10	29.65	85.7	**5.49**	**4.9**	SR10	1/10/2014 7:10	29.47	88.9	**5.70**	0.2	SR10	1/10/2014 13:10	29.69	82.6	**5.28**	0.3	SR10	1/10/2014 19:10	29.36	86.6	**5.54**	0.6
SR10	1/10/2014 1:15	29.65	85.6	**5.48**	**5.0**	SR10	1/10/2014 7:15	29.51	89.8	**5.76**	0.1	SR10	1/10/2014 13:15	29.56	77.5	**4.95**	1.1	SR10	1/10/2014 19:15	29.36	82.2	**5.26**	0.6
SR10	1/10/2014 1:20	29.64	81.0	**5.18**	**6.2**	SR10	1/10/2014 7:20	29.51	89.2	**5.72**	0.1	SR10	1/10/2014 13:20	29.67	78.8	**5.03**	0.5	SR10	1/10/2014 19:20	29.33	79.1	**5.06**	0.7
SR10	1/10/2014 1:25	29.63	86.0	**5.50**	**8.0**	SR10	1/10/2014 7:25	29.48	83.8	**5.38**	0.1	SR10	1/10/2014 13:25	29.47	76.7	**4.90**	3.9	SR10	1/10/2014 19:25	29.30	83.9	**5.37**	0.7
SR10	1/10/2014 1:30	29.64	83.6	**5.35**	3.0	SR10	1/10/2014 7:30	29.48	80.5	**5.17**	0.4	SR10	1/10/2014 13:30	29.67	71.9	**4.59**	1.0	SR10	1/10/2014 19:30	29.18	83.1	**5.32**	1.2
SR10	1/10/2014 1:35	29.64	86.4	**5.52**	3.9	SR10	1/10/2014 7:35	29.48	81.8	**5.25**	0.2	SR10	1/10/2014 13:35	29.70	75.3	**4.80**	0.8	SR10	1/10/2014 19:35	29.18	82.6	**5.29**	1.2
SR10	1/10/2014 1:40	29.63	83.3	**5.33**	1.7	SR10	1/10/2014 7:40	29.50	82.3	**5.28**	0.4	SR10	1/10/2014 13:40	29.76	81.3	**5.19**	0.5	SR10	1/10/2014 19:40	29.10	83.9	**5.37**	1.7
SR10	1/10/2014 1:45	29.64	83.6	**5.34**	4.1	SR10	1/10/2014 7:45	29.49	80.2	**5.14**	0.1	SR10	1/10/2014 13:45	29.73	83.4	**5.32**	0.7	SR10	1/10/2014 19:45	29.12	84.2	**5.39**	1.3
SR10	1/10/2014 1:50	29.64	84.5	**5.40**	3.1	SR10	1/10/2014 7:50	29.49	79.9	**5.12**	0.1	SR10	1/10/2014 13:50	29.78	89.0	**5.67**	0.7	SR10	1/10/2014 19:50	29.13	83.6	**5.35**	1.5
SR10	1/10/2014 1:55	29.63	84.8	**5.42**	0.9	SR10	1/10/2014 7:55	29.49	77.3	**4.96**	0.2	SR10	1/10/2014 13:55	29.85	90.2	**5.75**	0.4	SR10	1/10/2014 19:55	29.11	83.3	**5.34**	1.1
SR10	1/10/2014 2:00	29.63	84.1	**5.38**	3.0	SR10	1/10/2014 8:00	29.48	77.0	**4.94**	0.4	SR10	1/10/2014 14:00	29.86	98.1	6.25	0.6	SR10	1/10/2014 20:00	29.10	84.0	**5.38**	1.5
SR10	1/10/2014 2:05	29.61	80.2	**5.13**	1.3	SR10	1/10/2014 8:05	29.46	78.0	**5.00**	0.4	SR10	1/10/2014 14:05	29.86	99.2	6.32	0.7	SR10	1/10/2014 20:05	29.09	83.7	**5.36**	**5.2**
SR10	1/10/2014 2:10	29.52	74.9	**4.80**	0.5	SR10	1/10/2014 8:10	29.46	81.0	**5.20**	0.1	SR10	1/10/2014 14:10	29.92	98.5	6.27	0.6	SR10	1/10/2014 20:10	29.09	83.2	**5.33**	1.4
SR10	1/10/2014 2:15	29.51	76.6	**4.91**	0.2	SR10	1/10/2014 8:15	29.47	77.3	**4.96**	0.4	SR10	1/10/2014 14:15	30.03	101.0	6.42	0.1	SR10	1/10/2014 20:15	29.13	83.3	**5.34**	1.3
SR10	1/10/2014 2:20	29.49	77.0	**4.94**	1.2	SR10	1/10/2014 8:20	29.47	78.1	**5.01**	0.4	SR10	1/10/2014 14:20	29.96	102.0	6.49	0.4	SR10	1/10/2014 20:20	29.35	92.8	**5.95**	0.3
SR10	1/10/2014 2:25	29.51	77.1	**4.95**	0.2	SR10	1/10/2014 8:25	29.45	81.8	**5.25**	0.1	SR10	1/10/2014 14:25	29.94	102.5	6.52	0.2	SR10	1/10/2014 20:25	29.35	93.1	5.97	1.7
SR10	1/10/2014 2:30	29.54	79.3	**5.08**	0.3	SR10	1/10/2014 8:30	29.44	82.1	**5.27**	0.2	SR10	1/10/2014 14:30	29.89	103.0	6.56	0.3	SR10	1/10/2014 20:30	29.37	99.2	6.35	0.4
SR10	1/10/2014 2:35	29.49	77.7	**4.98**	0.7	SR10	1/10/2014 8:35	29.46	79.9	**5.13**	0.1	SR10	1/10/2014 14:35	29.99	103.5	6.58	0.7	SR10	1/10/2014 20:35	29.36	98.1	6.28	1.2
SR10	1/10/2014 2:40	29.51	77.4	**4.96**	4.2	SR10	1/10/2014 8:40	29.43	73.2	**4.70**	0.1	SR10	1/10/2014 14:40	29.91	104.4	6.64	0.2	SR10	1/10/2014 20:40	29.34	96.8	6.19	0.3
SR10	1/10/2014 2:45	29.48	77.1	**4.94**	4.7	SR10	1/10/2014 8:45	29.43	69.5	**4.47**	0.1	SR10	1/10/2014 14:45	29.94	104.7	6.66	0.2	SR10	1/10/2014 20:45	29.34	96.5	6.18	0.5
SR10	1/10/2014 2:50	29.46	77.6	**4.98**	0.8	SR10	1/10/2014 8:50	29.42	69.7	**4.48**	0.1	SR10	1/10/2014 14:50	29.91	106.0	6.75	0.3	SR10	1/10/2014 20:50	29.34	96.4	6.17	0.3
SR10	1/10/2014 2:55	29.46	78.4	**5.02**	2.4	SR10	1/10/2014 8:55	29.42	71.5	**4.59**	0.2	SR10	1/10/2014 14:55	29.88	106.4	6.77	0.1	SR10	1/10/2014 20:55	29.33	94.7	6.06	0.5
SR10	1/10/2014 3:00	29.46	77.8	**4.99**	2.4	SR10	1/10/2014 9:00	29.42	72.3	**4.64**	0.1	SR10	1/10/2014 15:00	29.90	106.8	6.80	0.9	SR10	1/10/2014 21:00	29.32	97.2	6.22	0.2
SR10	1/10/2014 3:05	29.47	78.9	**5.06**	1.7	SR10	1/10/2014 9:05	29.41	71.2	**4.57**	0.1	SR10	1/10/2014 15:05	29.87	106.7	6.79	0.2	SR10	1/10/2014 21:05	29.34	97.4	6.24	0.2
SR10	1/10/2014 3:10	29.47	77.9	**5.00**	**5.0**	SR10	1/10/2014 9:10	29.44	78.8	**5.06**	0.1	SR10	1/10/2014 15:10	29.91	107.1	6.82	0.1	SR10	1/10/2014 21:10	29.37	100.6	6.44	0.4
SR10	1/10/2014 3:15	29.43	73.1	**4.69**	0.4	SR10	1/10/2014 9:15	29.43	78.3	**5.03**	0.1	SR10	1/10/2014 15:15	29.94	107.5	6.84	0.3	SR10	1/10/2014 21:15	29.32	98.5	6.31	0.6
SR10	1/10/2014 3:20	29.42	70.9	**4.55**	0.4	SR10	1/10/2014 9:20	29.42	76.1	**4.89**	0.1	SR10	1/10/2014 15:20	29.95	109.3	6.95	0.1	SR10	1/10/2014 21:20	29.34	100.4	6.43	0.2
SR10	1/10/2014 3:25	29.44	71.7	**4.60**	0.6	SR10	1/10/2014 9:25	29.42	76.0	**4.88**	0.2	SR10	1/10/2014 15:25	29.94	110.0	6.99	0.1	SR10	1/10/2014 21:25	29.32	98.9	6.33	1.3
SR10	1/10/2014 3:30	29.41	72.1	**4.63**	0.5	SR10	1/10/2014 9:30	29.42	71.1	**4.57**	1.7	SR10	1/10/2014 15:30	29.84	109.0	6.94	0.4	SR10	1/10/2014 21:30	29.36	97.2	6.22	1.5
SR10	1/10/2014 3:35	29.50	79.3	**5.08**	1.5	SR10	1/10/2014 9:35	29.42	71.2	**4.57**	0.2	SR10	1/10/2014 15:35	29.97	110.3	7.02	0.5	SR10	1/10/2014 21:35	29.36	100.1	6.40	3.0
SR10	1/10/2014 3:40	29.49	77.3	**4.95**	1.7	SR10	1/10/2014 9:40	29.42	71.9	**4.62**	0.4	SR10	1/10/2014 15:40	29.95	111.2	7.07	0.3	SR10	1/10/2014 21:40	29.36	99.0	6.33	4.4
SR10	1/10/2014 3:45	29.45	74.7	**4.79**	2.3	SR10	1/10/2014 9:45	29.39	78.5	**5.04**	0.2	SR10	1/10/2014 15:45	29.93	110.2	7.01	0.2	SR10	1/10/2014 21:45	29.34	98.4	6.30	**5.2**
SR10	1/10/2014 3:50	29.44	73.1	**4.68**	1.6	SR10	1/10/2014 9:50	29.39	76.0	**4.88**	0.1	SR10	1/10/2014 15:50	29.95	111.1	7.07	0.3	SR10	1/10/2014 21:50	29.31	96.6	6.18	0.1
SR10	1/10/2014 3:55	29.46	72.3	**4.63**	0.9	SR10	1/10/2014 9:55	29.40	73.9	**4.74**	0.3	SR10	1/10/2014 15:55	29.98	110.2	7.01	0.4	SR10	1/10/2014 21:55	29.36	98.7	6.31	**13.7**
SR10	1/10/2014 4:00	29.49	79.7	**5.11**	0.7	SR10	1/10/2014 10:00	29.40	72.8	**4.68**	0.4	SR10	1/10/2014 16:00	29.96	107.6	6.84	0.7	SR10	1/10/2014 22:00	29.36	98.7	6.31	0.4
SR10	1/10/2014 4:05	29.47	78.7	**5.05**	0.7	SR10	1/10/2014 10:05	29.38	83.2	**5.34**	0.6	SR10	1/10/2014 16:05	29.90	100.6	6.40	0.1	SR10	1/10/2014 22:05	29.35	99.7	6.38	0.4
SR10	1/10/2014 4:10	29.47	69.9	**4.47**	0.6	SR10	1/10/2014 10:10	29.40	73.1	**4.70**	0.2	SR10	1/10/2014 16:10	29.91	103.8	6.60	0.2	SR10	1/10/2014 22:10	29.35	101.9	6.53	2.3
SR10	1/10/2014 4:15	29.49	81.8	**5.24**	1.0	SR10	1/10/2014 10:15	29.44	74.4	**4.77**	0.3	SR10	1/10/2014 16:15	29.89	95.6	6.08	0.4	SR10	1/10/2014 22:15	29.35	97.5	6.24	1.1
SR10	1/10/2014 4:20	29.45	82.0	**5.25**	**10.9**	SR10	1/10/2014 10:20	29.48	79.4	**5.09**	0.1	SR10	1/10/2014 16:20	29.84	87.8	**5.59**	1.1	SR10	1/10/2014 22:20	29.31	95.5	6.12	**6.7**
SR10	1/10/2014 4:25	29.47	78.6	**5.04**	3.4	SR10	1/10/2014 10:25	29.42	75.5	**4.84**	0.3	SR10	1/10/2014 16:25	29.79	84.8	**5.40**	0.8	SR10	1/10/2014 22:25	29.23	89.7	**5.75**	4.7
SR10	1/10/2014 4:30	29.46	84.2	**5.39**	0.2	SR10	1/10/2014 10:30	29.42	72.5	**4.65**	0.4	SR10	1/10/2014 16:30	29.79	85.7	**5.46**	0.6	SR10	1/10/2014 22:30	29.20	87.6	**5.62**	1.6
SR10	1/10/2014 4:35	29.48	84.0	**5.38**	0.2	SR10	1/10/2014 10:35	29.44	70.4	**4.51**	0.4	SR10	1/10/2014 16:35	29.81	85.7	**5.46**	0.9	SR10	1/10/2014 22:35	29.21	90.3	**5.79**	2.1
SR10	1/10/2014 4:40	29.44	83.9	**5.39**	0.3	SR10	1/10/2014 10:40	29.43	68.1	**4.37**	0.1	SR10	1/10/2014 16:40	29.75	83.5	**5.32**	0.6	SR10	1/10/2014 22:40	29.24	94.6	6.06	1.0
SR10	1/10/2014 4:45	29.29	86.2	**5.56**	1.6	SR10	1/10/2014 10:45	29.44	70.6	**4.53**	0.4	SR10	1/10/2014 16:45	29.61	88.5	**5.65**	1.3	SR10	1/10/2014 22:45	29.28	96.4	6.18	0.4
SR10	1/10/2014 4:50	29.31	86.1	**5.55**	2.0	SR10	1/10/2014 10:50	29.46	72.3	**4.64**	0.4	SR10	1/10/2014 16:50	29.50	92.4	**5.91**	2.3	SR10	1/10/2014 22:50	29.27	97.1	6.22	0.3
SR10	1/10/2014 4:55	29.32	86.0	**5.54**	0.6	SR10	1/10/2014 10:55	29.45	71.1	**4.56**	0.3	SR10	1/10/2014 16:55	29.62	84.7	**5.40**	1.5	SR10	1/10/2014 22:55	29.35	98.1	6.29	0.9
SR10	1/10/2014 5:00	29.33	85.9	**5.53**	1.0	SR10	1/10/2014 11:00	29.47	70.4	**4.51**	0.1	SR10	1/10/2014 17:00	29.60	83.5	**5.33**	1.6	SR10	1/10/2014 23:00	29.31	96.1	6.16	0.2
SR10	1/10/2014 5:05	29.34	85.8	**5.52**	0.6	SR10	1/10/2014 11:05	29.50	73.6	**4.72**	0.1	SR10	1/10/2014 17:05	29.47	91.9	**5.87**	2.1	SR10	1/10/2014 23:05	29.44	100.4	6.42	0.9
SR10	1/10/2014 5:10	29.33	85.8	**5.53**	0.4	SR10	1/10/2014 11:10	29.50	72.2	**4.63**	0.1	SR10	1/10/2014 17:10	29.48	85.4	**5.46**	1.2	SR10	1/10/2014 23:10	29.45	101.0	6.46	0.2
SR10	1/10/2014 5:15	29.33	86.0	**5.54**	0.5	SR10	1/10/2014 11:15	29.50	71.8	**4.60**	0.1	SR10	1/10/2014 17:15	29.47	86.0	**5.50**	1.2	SR10	1/10/2014 23:15	29.49	104.0	6.65	0.6
SR10	1/10/2014 5:20	29.33	86.4	**5.56**	1.1	SR10	1/10/2014 11:20	29.48	78.1	**5.00**	0.4	SR10	1/10/2014 17:20	29.44	87.2	**5.57**	1.9	SR10	1/10/2014 23:20	29.48	105.1	6.72	0.3
SR10	1/10/2014 5:25	29.26	85.8	**5.54**	**6.6**	SR10	1/10/2014 11:25	29.50	70.1	**4.49**	0.1	SR10	1/10/2014 17:25	29.58	92.3	**5.89**	0.6	SR10	1/10/2014 23:25	29.48	105.5	6.75	0.4
SR10	1/10/2014 5:30	29.29	86.3	**5.56**	2.8	SR10	1/10/2014 11:30	29.49	80.7	**5.17**	0.3	SR10	1/10/2014 17:30	29.47	89.7	**5.73**	0.7	SR10	1/10/2014 23:30	29.50	105.2	6.73	0.1
SR10	1/10/2014 5:35	29.30	85.3	**5.50**	**11.6**	SR10	1/10/2014 11:35	29.53	73.4	**4.70**	0.4	SR10	1/10/2014 17:35	29.43	94.5	6.04	0.8	SR10	1/10/2014 23:35	29.49	105.4	6.74	0.4
SR10	1/10/2014 5:40	29.32	85.1	**5.49**	1.8	SR10	1/10/2014 11:40	29.54	75.1	**4.81**	0.4	SR10	1/10/2014 17:40	29.46	95.7	6.11	0.4	SR10	1/10/2014 23:40	29.48	105.5	6.75	0.4
SR10	1/10/2014 5:45	29.32	84.9	**5.47**	2.0	SR10	1/10/2014 11:45	29.50	87.9	**5.62**	0.8	SR10	1/10/2014 17:45	29.46	93.8	5.99	0.5	SR10	1/10/2014 23:45	29.47	104.7	6.70	0.5
SR10	1/10/2014 5:50	29.34	85.9	**5.53**	2.3	SR10	1/10/2014 11:50	29.50	89.2	**5.70**	1.9	SR10	1/10/2014 17:50	29.40	92.6	**5.92**	0.9	SR10	1/10/2014 23:50	29.46	104.4	6.68	0.2
SR10	1/10/2014 5:55	29.33	86.2	**5.55**	0.6	SR10	1/10/2014 11:55	29.51	90.2	**5.77**	1.5	SR10	1/10/2014 17:55	29.42	95.2	6.08	0.4	SR10	1/10/2014 23:55	29.44	104.1	6.66	3.8

Station	Timestamp	Temp (° C)	DO (%)	DO (mg/L)	Tur (NTU)	Station	Timestamp	Temp (° C)	DO (%)	DO (mg/L)	Tur (NTU)	Station	Timestamp	Temp (° C)	DO (%)	DO (mg/L)	Tur (NTU)	Station	Timestamp	Temp (°C)	DO (%)	DO (mg/L)	Tur (NTU)
SR11	1/10/2014 0:00	29.58	78.3	**5.01**	1.2	SR11	1/10/2014 6:00	29.28	67.5	**4.34**	0.6	SR11	1/10/2014 12:00	29.63	95.3	6.10	0.1	SR11	1/10/2014 18:00	29.50	86.1	**5.51**	0.4
SR11	1/10/2014 0:05	29.64	89.8	**5.73**	**10.1**	SR11	1/10/2014 6:05	29.28	74.0	**4.76**	0.7	SR11	1/10/2014 12:05	29.64	94.8	6.07	0.4	SR11	1/10/2014 18:05	29.65	87.6	**5.60**	0.1
SR11	1/10/2014 0:10	29.64	91.5	**5.84**	**16.6**	SR11	1/10/2014 6:10	29.27	74.3	**4.78**	0.8	SR11	1/10/2014 12:10	29.66	95.6	6.12	0.2	SR11	1/10/2014 18:10	29.61	87.2	**5.58**	0.3
SR11	1/10/2014 0:15	29.63	91.0	**5.81**	**7.7**	SR11	1/10/2014 6:15	29.29	74.0	**4.75**	0.6	SR11	1/10/2014 12:15	29.68	96.2	6.16	0.3	SR11	1/10/2014 18:15	29.63	88.8	**5.68**	0.3
SR11	1/10/2014 0:20	29.63	90.4	**5.77**	0.2	SR11	1/10/2014 6:20	29.31	71.4	**4.59**	0.5	SR11	1/10/2014 12:20	29.72	96.3	6.16	0.2	SR11	1/10/2014 18:20	29.60	87.7	**5.61**	0.3
SR11	1/10/2014 0:25	29.62	87.1	**5.56**	3.9	SR11	1/10/2014 6:25	29.31	73.4	**4.72**	0.5	SR11	1/10/2014 12:25	29.74	97.2	6.21	0.3	SR11	1/10/2014 18:25	29.63	86.2	**5.52**	0.3
SR11	1/10/2014 0:30	29.62	87.4	**5.58**	0.4	SR11	1/10/2014 6:30	29.25	74.6	**4.80**	0.7	SR11	1/10/2014 12:30	29.75	97.3	6.23	0.4	SR11	1/10/2014 18:30	29.61	86.6	**5.54**	0.3
SR11	1/10/2014 0:35	29.63	89.1	**5.68**	3.9	SR11	1/10/2014 6:35	29.35	76.4	**4.90**	0.5	SR11	1/10/2014 12:35	29.75	97.8	6.25	0.2	SR11	1/10/2014 18:35	29.55	85.2	**5.45**	0.2
SR11	1/10/2014 0:40	29.62	86.7	**5.53**	0.4	SR11	1/10/2014 6:40	29.27	76.3	**4.91**	0.7	SR11	1/10/2014 12:40	29.75	97.9	6.27	0.4	SR11	1/10/2014 18:40	29.33	85.4	**5.47**	0.3
SR11	1/10/2014 0:45	29.64	89.7	**5.72**	0.6	SR11	1/10/2014 6:45	29.36	77.8	**4.99**	0.5	SR11	1/10/2014 12:45	29.77	98.1	6.28	0.4	SR11	1/10/2014 18:45	29.45	82.8	**5.30**	0.3
SR11	1/10/2014 0:50	29.59	78.0	**4.98**	**10.1**	SR11	1/10/2014 6:50	29.28	78.5	**5.05**	0.7	SR11	1/10/2014 12:50	29.79	98.2	6.27	0.3	SR11	1/10/2014 18:50	29.46	80.9	**5.18**	**7.3**
SR11	1/10/2014 0:55	29.63	88.6	**5.66**	3.0	SR11	1/10/2014 6:55	29.32	78.2	**5.02**	0.5	SR11	1/10/2014 12:55	29.79	99.2	6.34	0.1	SR11	1/10/2014 18:55	29.55	88.6	**5.67**	2.5
SR11	1/10/2014 1:00	29.62	84.5	**5.40**	0.1	SR11	1/10/2014 7:00	29.32	76.6	**4.92**	0.6	SR11	1/10/2014 13:00	29.70	91.5	**5.85**	0.1	SR11	1/10/2014 19:00	29.54	88.6	**5.67**	3.9
SR11	1/10/2014 1:05	29.61	89.2	**5.70**	**6.1**	SR11	1/10/2014 7:05	29.32	73.8	**4.74**	0.5	SR11	1/10/2014 13:05	29.83	99.4	6.35	0.3	SR11	1/10/2014 19:05	29.52	87.2	**5.59**	2.1
SR11	1/10/2014 1:10	29.62	89.2	**5.69**	**5.8**	SR11	1/10/2014 7:10	29.31	76.3	**4.91**	0.7	SR11	1/10/2014 13:10	29.87	99.4	6.35	0.1	SR11	1/10/2014 19:10	29.51	80.0	**5.12**	**4.9**
SR11	1/10/2014 1:15	29.63	89.8	**5.73**	**5.9**	SR11	1/10/2014 7:15	29.32	75.7	**4.86**	0.5	SR11	1/10/2014 13:15	29.86	99.8	6.37	0.3	SR11	1/10/2014 19:15	29.52	78.4	**5.02**	3.0
SR11	1/10/2014 1:20	29.64	89.9	**5.74**	**5.4**	SR11	1/10/2014 7:20	29.31	76.3	**4.90**	0.7	SR11	1/10/2014 13:20	29.87	100.2	6.40	0.3	SR11	1/10/2014 19:20	29.55	81.1	**5.19**	2.3
SR11	1/10/2014 1:25	29.62	86.6	**5.53**	**5.5**	SR11	1/10/2014 7:25	29.34	77.0	**4.94**	0.7	SR11	1/10/2014 13:25	29.88	100.5	6.42	0.3	SR11	1/10/2014 19:25	29.53	87.3	**5.59**	2.1
SR11	1/10/2014 1:30	29.60	88.7	**5.67**	**8.7**	SR11	1/10/2014 7:30	29.32	76.6	**4.92**	0.6	SR11	1/10/2014 13:30	29.88	100.5	6.42	0.3	SR11	1/10/2014 19:30	29.50	96.1	6.15	**5.9**
SR11	1/10/2014 1:35	29.59	89.7	**5.73**	3.0	SR11	1/10/2014 7:35	29.33	76.5	**4.92**	0.8	SR11	1/10/2014 13:35	29.89	101.6	6.49	0.4	SR11	1/10/2014 19:35	29.52	102.1	6.54	2.0
SR11	1/10/2014 1:40	29.51	89.8	**5.75**	3.9	SR11	1/10/2014 7:40	29.34	77.1	**4.95**	0.8	SR11	1/10/2014 13:40	29.93	100.4	6.40	0.1	SR11	1/10/2014 19:40	29.50	102.4	6.56	2.8
SR11	1/10/2014 1:45	29.57	83.2	**5.32**	**9.9**	SR11	1/10/2014 7:45	29.34	77.2	**4.95**	0.6	SR11	1/10/2014 13:45	29.93	101.7	6.49	0.3	SR11	1/10/2014 19:45	29.51	102.1	6.54	**5.8**
SR11	1/10/2014 1:50	29.55	80.9	**5.18**	**5.3**	SR11	1/10/2014 7:50	29.31	79.8	**5.13**	0.7	SR11	1/10/2014 13:50	29.93	101.5	6.48	0.3	SR11	1/10/2014 19:50	29.53	103.7	6.64	3.3
SR11	1/10/2014 1:55	29.53	85.1	**5.45**	**8.0**	SR11	1/10/2014 7:55	29.30	79.7	**5.12**	0.6	SR11	1/10/2014 13:55	29.94	101.9	6.50	0.3	SR11	1/10/2014 19:55	29.54	104.1	6.67	1.4
SR11	1/10/2014 2:00	29.46	89.6	**5.74**	0.6	SR11	1/10/2014 8:00	29.29	78.7	**5.06**	0.6	SR11	1/10/2014 14:00	29.95	102.2	6.52	0.2	SR11	1/10/2014 20:00	29.52	102.7	6.58	4.5
SR11	1/10/2014 2:05	29.48	88.6	**5.67**	**5.0**	SR11	1/10/2014 8:05	29.26	78.1	**5.02**	0.7	SR11	1/10/2014 14:05	29.96	102.6	6.54	0.2	SR11	1/10/2014 20:05	29.51	102.2	6.54	2.7
SR11	1/10/2014 2:10	29.48	87.9	**5.62**	0.2	SR11	1/10/2014 8:10	29.29	78.5	**5.04**	0.8	SR11	1/10/2014 14:10	29.98	103.1	6.58	0.3	SR11	1/10/2014 20:10	29.54	103.6	6.64	0.7
SR11	1/10/2014 2:15	29.47	85.7	**5.49**	0.7	SR11	1/10/2014 8:15	29.30	78.5	**5.05**	0.7	SR11	1/10/2014 14:15	29.97	103.5	6.60	0.1	SR11	1/10/2014 20:15	29.54	103.0	6.60	0.1
SR11	1/10/2014 2:20	29.41	88.5	**5.68**	0.8	SR11	1/10/2014 8:20	29.28	79.8	**5.13**	0.7	SR11	1/10/2014 14:20	29.98	103.1	6.58	0.3	SR11	1/10/2014 20:20	29.54	103.5	6.63	1.4
SR11	1/10/2014 2:25	29.44	87.4	**5.60**	0.7	SR11	1/10/2014 8:25	29.28	80.2	**5.16**	0.8	SR11	1/10/2014 14:25	29.98	104.4	6.66	0.1	SR11	1/10/2014 20:25	29.52	102.3	6.55	1.5
SR11	1/10/2014 2:30	29.43	86.5	**5.54**	**9.4**	SR11	1/10/2014 8:30	29.30	80.8	**5.20**	0.7	SR11	1/10/2014 14:30	29.98	105.4	6.72	0.2	SR11	1/10/2014 20:30	29.54	102.8	6.58	0.5
SR11	1/10/2014 2:35	29.42	85.6	**5.49**	0.5	SR11	1/10/2014 8:35	29.29	82.6	**5.31**	0.7	SR11	1/10/2014 14:35	29.99	104.8	6.69	0.3	SR11	1/10/2014 20:35	29.54	102.5	6.56	0.7
SR11	1/10/2014 2:40	29.44	82.9	**5.31**	**6.7**	SR11	1/10/2014 8:40	29.27	83.7	**5.39**	0.5	SR11	1/10/2014 14:40	29.98	104.2	6.65	0.3	SR11	1/10/2014 20:40	29.52	102.3	6.55	3.2
SR11	1/10/2014 2:45	29.43	83.0	**5.32**	0.7	SR11	1/10/2014 8:45	29.27	83.7	**5.38**	0.8	SR11	1/10/2014 14:45	29.96	101.2	6.46	0.4	SR11	1/10/2014 20:45	29.51	102.0	6.54	1.2
SR11	1/10/2014 2:50	29.44	78.4	**5.03**	0.5	SR11	1/10/2014 8:50	29.27	84.3	**5.42**	0.6	SR11	1/10/2014 14:50	29.97	100.0	6.38	0.2	SR11	1/10/2014 20:50	29.51	102.0	6.53	0.6
SR11	1/10/2014 2:55	29.44	81.2	**5.21**	0.4	SR11	1/10/2014 8:55	29.27	84.2	**5.42**	0.7	SR11	1/10/2014 14:55	29.99	102.2	6.52	0.4	SR11	1/10/2014 20:55	29.50	98.6	6.31	2.2
SR11	1/10/2014 3:00	29.46	80.5	**5.16**	0.4	SR11	1/10/2014 9:00	29.28	84.0	**5.40**	0.7	SR11	1/10/2014 15:00	29.92	91.6	**5.85**	0.4	SR11	1/10/2014 21:00	29.51	101.7	6.52	0.3
SR11	1/10/2014 3:05	29.43	76.6	**4.91**	0.5	SR11	1/10/2014 9:05	29.30	83.7	**5.38**	0.3	SR11	1/10/2014 15:05	29.93	93.1	**5.94**	0.4	SR11	1/10/2014 21:05	29.45	94.3	6.05	0.8
SR11	1/10/2014 3:10	29.43	81.1	**5.19**	0.3	SR11	1/10/2014 9:10	29.31	83.0	**5.33**	0.4	SR11	1/10/2014 15:10	29.85	92.9	**5.94**	0.6	SR11	1/10/2014 21:10	29.46	93.2	5.97	0.5
SR11	1/10/2014 3:15	29.42	74.4	**4.77**	0.4	SR11	1/10/2014 9:15	29.32	83.9	**5.39**	0.3	SR11	1/10/2014 15:15	29.84	95.8	6.12	0.6	SR11	1/10/2014 21:15	29.45	90.5	**5.80**	0.5
SR11	1/10/2014 3:20	29.44	72.4	**4.64**	0.4	SR11	1/10/2014 9:20	29.33	84.0	**5.40**	0.4	SR11	1/10/2014 15:20	29.84	95.7	6.12	0.3	SR11	1/10/2014 21:20	29.45	93.5	5.99	0.1
SR11	1/10/2014 3:25	29.42	75.3	**4.83**	0.5	SR11	1/10/2014 9:25	29.33	87.8	**5.65**	0.1	SR11	1/10/2014 15:25	29.90	94.2	6.01	0.3	SR11	1/10/2014 21:25	29.46	100.2	6.42	1.6
SR11	1/10/2014 3:30	29.39	78.3	**5.02**	0.6	SR11	1/10/2014 9:30	29.35	88.0	**5.66**	0.2	SR11	1/10/2014 15:30	29.82	95.2	6.08	1.1	SR11	1/10/2014 21:30	29.44	95.2	6.10	0.1
SR11	1/10/2014 3:35	29.31	81.1	**5.21**	**12.7**	SR11	1/10/2014 9:35	29.36	89.0	**5.72**	0.1	SR11	1/10/2014 15:35	29.84	96.8	6.19	0.5	SR11	1/10/2014 21:35	29.44	97.9	6.27	0.1
SR11	1/10/2014 3:40	29.36	79.7	**5.11**	3.6	SR11	1/10/2014 9:40	29.36	88.4	**5.69**	0.4	SR11	1/10/2014 15:40	29.91	100.0	6.39	0.5	SR11	1/10/2014 21:40	29.44	97.2	6.23	0.2
SR11	1/10/2014 3:45	29.38	77.0	**4.94**	**10.2**	SR11	1/10/2014 9:45	29.38	88.8	**5.71**	0.1	SR11	1/10/2014 15:45	29.95	100.8	6.43	0.4	SR11	1/10/2014 21:45	29.40	86.0	**5.51**	0.4
SR11	1/10/2014 3:50	29.43	70.5	**4.52**	3.5	SR11	1/10/2014 9:50	29.38	89.6	**5.76**	0.2	SR11	1/10/2014 15:50	29.85	99.3	6.35	0.5	SR11	1/10/2014 21:50	29.42	87.4	**5.60**	1.0
SR11	1/10/2014 3:55	29.33	80.2	**5.15**	4.1	SR11	1/10/2014 9:55	29.37	89.0	**5.73**	0.3	SR11	1/10/2014 15:55	29.76	100.5	6.43	0.4	SR11	1/10/2014 21:55	29.40	78.5	**5.04**	0.3
SR11	1/10/2014 4:00	29.27	82.2	**5.29**	4.1	SR11	1/10/2014 10:00	29.37	88.9	**5.72**	0.3	SR11	1/10/2014 16:00	29.77	99.9	6.39	0.5	SR11	1/10/2014 22:00	29.44	94.7	6.07	0.3
SR11	1/10/2014 4:05	29.33	77.4	**4.97**	0.7	SR11	1/10/2014 10:05	29.40	89.5	**5.76**	0.1	SR11	1/10/2014 16:05	29.89	100.0	6.39	0.4	SR11	1/10/2014 22:05	29.41	83.6	**5.36**	0.8
SR11	1/10/2014 4:10	29.30	75.9	**4.88**	0.6	SR11	1/10/2014 10:10	29.39	89.2	**5.73**	0.3	SR11	1/10/2014 16:10	29.89	99.9	6.38	0.4	SR11	1/10/2014 22:10	29.41	84.9	**5.44**	0.1
SR11	1/10/2014 4:15	29.25	79.5	**5.11**	1.8	SR11	1/10/2014 10:15	29.41	89.2	**5.74**	0.3	SR11	1/10/2014 16:15	29.91	102.5	6.54	0.5	SR11	1/10/2014 22:15	29.40	88.9	**5.69**	0.2
SR11	1/10/2014 4:20	29.32	72.9	**4.68**	3.3	SR11	1/10/2014 10:20	29.42	89.1	**5.73**	0.4	SR11	1/10/2014 16:20	29.87	101.7	6.49	0.2	SR11	1/10/2014 22:20	29.35	78.0	**5.00**	1.0
SR11	1/10/2014 4:25	29.29	87.6	**5.63**	2.1	SR11	1/10/2014 10:25	29.41	88.3	**5.67**	0.1	SR11	1/10/2014 16:25	29.81	99.5	6.36	0.5	SR11	1/10/2014 22:25	29.37	77.5	**4.97**	0.4
SR11	1/10/2014 4:30	29.29	83.9	**5.39**	0.9	SR11	1/10/2014 10:30	29.41	88.3	**5.67**	0.3	SR11	1/10/2014 16:30	29.88	101.5	6.48	0.1	SR11	1/10/2014 22:30	29.38	76.2	**4.88**	1.8
SR11	1/10/2014 4:35	29.27	86.7	**5.57**	0.4	SR11	1/10/2014 10:35	29.42	87.8	**5.64**	0.1	SR11	1/10/2014 16:35	29.87	103.8	6.63	0.3	SR11	1/10/2014 22:35	29.38	79.4	**5.09**	1.2
SR11	1/10/2014 4:40	29.28	84.2	**5.41**	0.5	SR11	1/10/2014 10:40	29.44	89.8	**5.77**	0.1	SR11	1/10/2014 16:40	29.89	104.6	6.68	0.5	SR11	1/10/2014 22:40	29.37	83.0	**5.32**	0.1
SR11	1/10/2014 4:45	29.28	84.9	**5.46**	3.6	SR11	1/10/2014 10:45	29.46	90.8	**5.83**	0.1	SR11	1/10/2014 16:45	29.85	103.5	6.61	0.3	SR11	1/10/2014 22:45	29.37	79.1	**5.07**	0.2
SR11	1/10/2014 4:50	29.29	83.1	**5.34**	1.8	SR11	1/10/2014 10:50	29.47	91.0	**5.84**	0.1	SR11	1/10/2014 16:50	29.78	98.7	6.31	0.2	SR11	1/10/2014 22:50	29.40	92.0	**5.90**	0.1
SR11	1/10/2014 4:55	29.28	82.9	**5.33**	2.0	SR11	1/10/2014 10:55	29.48	91.5	**5.87**	0.1	SR11	1/10/2014 16:55	29.79	99.1	6.33	0.2	SR11	1/10/2014 22:55	29.36	76.3	**4.90**	0.8
SR11	1/10/2014 5:00	29.29	82.1	**5.28**	3.3	SR11	1/10/2014 11:00	29.48	90.9	**5.84**	0.7	SR11	1/10/2014 17:00	29.79	99.2	6.34	0.3	SR11	1/10/2014 23:00	29.41	93.3	5.98	0.1
SR11	1/10/2014 5:05	29.27	84.4	**5.43**	0.1	SR11	1/10/2014 11:05	29.45	86.6	**5.56**	0.3	SR11	1/10/2014 17:05	29.79	99.1	6.34	0.1	SR11	1/10/2014 23:05	29.37	83.4	**5.35**	0.7
SR11	1/10/2014 5:10	29.27	83.3	**5.35**	0.5	SR11	1/10/2014 11:10	29.43	82.0	**5.27**	0.3	SR11	1/10/2014 17:10	29.79	99.2	6.34	0.1	SR11	1/10/2014 23:10	29.36	80.8	**5.18**	0.1
SR11	1/10/2014 5:15	29.26	84.6	**5.44**	**10.2**	SR11	1/10/2014 11:15	29.47	83.2	**5.34**	0.3	SR11	1/10/2014 17:15	29.78	97.3	6.22	0.4	SR11	1/10/2014 23:15	29.34	72.6	**4.66**	0.8
SR11	1/10/2014 5:20	29.25	83.4	**5.37**	**11.4**	SR11	1/10/2014 11:20	29.47	77.1	**4.95**	0.3	SR11	1/10/2014 17:20	29.78	98.3	6.28	0.2	SR11	1/10/2014 23:20	29.36	67.0	**4.30**	0.6
SR11	1/10/2014 5:25	29.27	81.4	**5.24**	**5.3**	SR11	1/10/2014 11:25	29.58	93.2	5.98	0.3	SR11	1/10/2014 17:25	29.77	95.5	6.11	0.1	SR11	1/10/2014 23:25	29.35	67.6	**4.34**	0.2
SR11	1/10/2014 5:30	29.28	79.8	**5.14**	**7.1**	SR11	1/10/2014 11:30	29.56	92.6	**5.94**	0.4	SR11	1/10/2014 17:30	29.79	98.2	6.28	0.3	SR11	1/10/2014 23:30	29.38	86.1	**5.52**	3.1
SR11	1/10/2014 5:35	29.24	76.5	**4.92**	**6.1**	SR11	1/10/2014 11:35	29.46	93.6	6.01	0.2	SR11	1/10/2014 17:35	29.66	91.1	**5.83**	0.2	SR11	1/10/2014 23:35	29.38	90.1	**5.78**	0.5
SR11	1/10/2014 5:40	29.30	72.8	**4.67**	1.8	SR11	1/10/2014 11:40	29.51	85.5	**5.48**	0.2	SR11	1/10/2014 17:40	29.75	93.4	5.97	0.1	SR11	1/10/2014 23:40	29.38	83.4	**5.35**	0.1
SR11	1/10/2014 5:45	29.30	71.5	**4.59**	0.7	SR11	1/10/2014 11:45	29.59	93.8	6.01	0.3	SR11	1/10/2014 17:45	29.72	93.5	5.98	0.2	SR11	1/10/2014 23:45	29.35	78.0	**5.01**	2.6
SR11	1/10/2014 5:50	29.28	72.3	**4.65**	4.2	SR11	1/10/2014 11:50	29.61	94.4	6.05	0.3	SR11	1/10/2014 17:50	29.67	89.2	**5.70**	0.1	SR11	1/10/2014 23:50	29.36	70.2	**4.51**	0.3
SR11	1/10/2014 5:55	29.30	65.4	**4.20**	0.6	SR11	1/10/2014 11:55	29.62	94.9	6.08	0.3	SR11	1/10/2014 17:55	29.67	89.4	**5.72**	0.1	SR11	1/10/2014 23:55	29.37	80.7	**5.18**	0.1

Station	Timestamp	Temp (° C)	DO (%)	DO (mg/L)	Tur (NTU)	Station	Timestamp	Temp (° C)	DO (%)	DO (mg/L)	Tur (NTU)	Station	Timestamp	Temp (° C)	DO (%)	DO (mg/L)	Tur (NTU)	Station	Timestamp	Temp (°C)	DO (%)	DO (mg/L)	Tur (NTU)
SR12	1/10/2014 0:01	29.38	62.0	4.02	3.1	SR12	1/10/2014 6:01	29.38	66.6	4.32	4.9	SR12	1/10/2014 12:01	29.55	74.2	4.83	3.0	SR12	1/10/2014 18:01	29.66	75.3	4.88	2.9
SR12	1/10/2014 0:06	29.38	62.7	4.06	3.0	SR12	1/10/2014 6:06	29.37	66.3	4.30	4.5	SR12	1/10/2014 12:06	29.49	71.2	4.63	3.2	SR12	1/10/2014 18:06	29.68	75.2	4.88	2.5
SR12	1/10/2014 0:11	29.40	65.2	4.22	3.7	SR12	1/10/2014 6:11	29.36	66.9	4.34	5.4	SR12	1/10/2014 12:11	29.47	71.8	4.67	3.2	SR12	1/10/2014 18:11	29.68	80.9	5.26	2.7
SR12	1/10/2014 0:16	29.40	65.3	4.23	3.1	SR12	1/10/2014 6:16	29.36	67.2	4.36	5.2	SR12	1/10/2014 12:16	29.48	72.7	4.73	3.0	SR12	1/10/2014 18:16	29.67	80.4	5.23	2.2
SR12	1/10/2014 0:21	29.40	64.4	4.16	4.7	SR12	1/10/2014 6:21	29.35	68.0	4.41	5.8	SR12	1/10/2014 12:21	29.47	72.3	4.70	3.3	SR12	1/10/2014 18:21	29.67	79.5	5.17	2.5
SR12	1/10/2014 0:26	29.39	64.1	4.15	3.3	SR12	1/10/2014 6:26	29.35	68.0	4.41	5.4	SR12	1/10/2014 12:26	29.45	70.4	4.57	4.5	SR12	1/10/2014 18:26	29.62	75.3	4.88	3.0
SR12	1/10/2014 0:31	29.37	63.8	4.14	2.6	SR12	1/10/2014 6:31	29.34	68.2	4.43	6.1	SR12	1/10/2014 12:31	29.48	71.6	4.65	3.6	SR12	1/10/2014 18:31	29.64	76.7	4.98	2.5
SR12	1/10/2014 0:36	29.38	63.4	4.10	3.3	SR12	1/10/2014 6:36	29.33	70.0	4.55	7.1	SR12	1/10/2014 12:36	29.43	71.8	4.65	4.8	SR12	1/10/2014 18:36	29.56	73.6	4.77	4.7
SR12	1/10/2014 0:41	29.39	64.1	4.15	3.5	SR12	1/10/2014 6:41	29.33	69.9	4.54	7.5	SR12	1/10/2014 12:41	29.40	70.7	4.57	5.3	SR12	1/10/2014 18:41	29.59	74.6	4.84	3.5
SR12	1/10/2014 0:46	29.38	63.5	4.11	3.2	SR12	1/10/2014 6:46	29.33	70.6	4.59	7.1	SR12	1/10/2014 12:46	29.41	70.0	4.53	5.1	SR12	1/10/2014 18:46	29.68	78.2	5.08	2.4
SR12	1/10/2014 0:51	29.36	62.3	4.03	3.2	SR12	1/10/2014 6:51	29.33	71.1	4.62	7.1	SR12	1/10/2014 12:51	29.53	72.6	4.71	3.3	SR12	1/10/2014 18:51	29.51	70.3	4.55	4.6
SR12	1/10/2014 0:56	29.38	63.5	4.11	3.8	SR12	1/10/2014 6:56	29.32	72.2	4.69	5.2	SR12	1/10/2014 12:56	29.46	69.9	4.52	4.5	SR12	1/10/2014 18:56	29.63	75.9	4.93	3.0
SR12	1/10/2014 1:01	29.35	62.3	4.03	3.7	SR12	1/10/2014 7:01	29.32	72.2	4.69	6.8	SR12	1/10/2014 13:01	29.52	69.8	4.52	3.7	SR12	1/10/2014 19:01	29.67	77.4	5.02	3.1
SR12	1/10/2014 1:06	29.37	63.6	4.13	2.8	SR12	1/10/2014 7:06	29.33	72.5	4.71	5.5	SR12	1/10/2014 13:06	29.45	69.3	4.49	3.9	SR12	1/10/2014 19:06	29.64	75.4	4.89	2.7
SR12	1/10/2014 1:11	29.37	66.5	4.32	3.1	SR12	1/10/2014 7:11	29.33	72.4	4.70	5.7	SR12	1/10/2014 13:11	29.45	69.5	4.50	3.8	SR12	1/10/2014 19:11	29.56	72.5	4.69	3.5
SR12	1/10/2014 1:16	29.41	68.9	4.47	3.0	SR12	1/10/2014 7:16	29.32	72.4	4.70	5.2	SR12	1/10/2014 13:16	29.48	70.2	4.55	4.3	SR12	1/10/2014 19:16	29.58	73.1	4.74	3.0
SR12	1/10/2014 1:21	29.40	67.9	4.41	3.1	SR12	1/10/2014 7:21	29.33	72.5	4.71	5.9	SR12	1/10/2014 13:21	29.50	71.3	4.61	3.4	SR12	1/10/2014 19:21	29.57	72.2	4.68	3.1
SR12	1/10/2014 1:26	29.45	68.5	4.45	2.7	SR12	1/10/2014 7:26	29.33	72.9	4.73	5.6	SR12	1/10/2014 13:26	29.42	70.5	4.55	5.0	SR12	1/10/2014 19:26	29.58	72.3	4.69	2.8
SR12	1/10/2014 1:31	29.48	69.2	4.50	2.7	SR12	1/10/2014 7:31	29.34	73.4	4.77	4.9	SR12	1/10/2014 13:31	29.35	69.1	4.46	6.5	SR12	1/10/2014 19:31	29.54	69.7	4.52	4.0
SR12	1/10/2014 1:36	29.50	69.8	4.54	2.6	SR12	1/10/2014 7:36	29.34	73.4	4.77	6.3	SR12	1/10/2014 13:36	29.47	70.2	4.54	3.4	SR12	1/10/2014 19:36	29.56	70.3	4.55	3.2
SR12	1/10/2014 1:41	29.49	68.4	4.44	2.7	SR12	1/10/2014 7:41	29.35	73.9	4.80	5.3	SR12	1/10/2014 13:41	29.43	69.5	4.49	4.3	SR12	1/10/2014 19:41	29.55	70.8	4.58	3.1
SR12	1/10/2014 1:46	29.51	68.9	4.48	2.9	SR12	1/10/2014 7:46	29.35	73.7	4.79	4.9	SR12	1/10/2014 13:46	29.42	68.8	4.44	4.5	SR12	1/10/2014 19:46	29.57	72.1	4.67	3.2
SR12	1/10/2014 1:51	29.51	71.7	4.67	2.5	SR12	1/10/2014 7:51	29.35	74.1	4.82	6.4	SR12	1/10/2014 13:51	29.42	68.4	4.42	4.3	SR12	1/10/2014 19:51	29.56	71.8	4.65	3.2
SR12	1/10/2014 1:56	29.54	70.8	4.60	3.0	SR12	1/10/2014 7:56	29.36	74.2	4.83	6.0	SR12	1/10/2014 13:56	29.42	68.2	4.41	4.9	SR12	1/10/2014 19:56	29.55	73.8	4.79	2.4
SR12	1/10/2014 2:01	29.54	69.7	4.53	3.2	SR12	1/10/2014 8:01	29.36	73.9	4.81	7.0	SR12	1/10/2014 14:01	29.37	68.6	4.42	6.1	SR12	1/10/2014 20:01	29.59	74.0	4.80	2.6
SR12	1/10/2014 2:06	29.55	70.4	4.58	2.7	SR12	1/10/2014 8:06	29.37	73.8	4.80	6.5	SR12	1/10/2014 14:06	29.39	68.0	4.39	7.3	SR12	1/10/2014 20:06	29.55	69.6	4.51	3.0
SR12	1/10/2014 2:11	29.55	72.0	4.68	2.8	SR12	1/10/2014 8:11	29.37	74.2	4.83	5.1	SR12	1/10/2014 14:11	29.39	67.4	4.35	7.2	SR12	1/10/2014 20:11	29.52	71.0	4.60	3.8
SR12	1/10/2014 2:16	29.54	71.6	4.66	2.8	SR12	1/10/2014 8:16	29.37	74.0	4.82	5.0	SR12	1/10/2014 14:16	29.39	67.6	4.36	6.1	SR12	1/10/2014 20:16	29.56	73.1	4.74	2.5
SR12	1/10/2014 2:21	29.51	71.3	4.64	2.6	SR12	1/10/2014 8:21	29.38	74.6	4.85	4.4	SR12	1/10/2014 14:21	29.37	66.1	4.26	7.2	SR12	1/10/2014 20:21	29.55	70.6	4.57	2.7
SR12	1/10/2014 2:26	29.52	70.4	4.58	2.4	SR12	1/10/2014 8:26	29.39	74.6	4.86	4.4	SR12	1/10/2014 14:26	29.43	69.9	4.51	6.2	SR12	1/10/2014 20:26	29.57	71.7	4.65	2.9
SR12	1/10/2014 2:31	29.53	69.6	4.52	2.5	SR12	1/10/2014 8:31	29.39	75.5	4.92	4.2	SR12	1/10/2014 14:31	29.40	68.6	4.42	7.0	SR12	1/10/2014 20:31	29.56	71.5	4.63	3.2
SR12	1/10/2014 2:36	29.53	69.8	4.54	2.5	SR12	1/10/2014 8:36	29.40	75.3	4.90	3.7	SR12	1/10/2014 14:36	29.40	68.3	4.40	7.3	SR12	1/10/2014 20:36	29.57	71.1	4.61	2.7
SR12	1/10/2014 2:41	29.51	69.6	4.53	2.5	SR12	1/10/2014 8:41	29.41	76.4	4.98	3.4	SR12	1/10/2014 14:41	29.43	68.8	4.44	5.0	SR12	1/10/2014 20:41	29.54	71.1	4.61	3.3
SR12	1/10/2014 2:46	29.51	70.4	4.58	2.6	SR12	1/10/2014 8:46	29.41	76.0	4.95	3.7	SR12	1/10/2014 14:46	29.44	68.9	4.45	4.6	SR12	1/10/2014 20:46	29.56	71.9	4.66	3.0
SR12	1/10/2014 2:51	29.50	69.5	4.52	2.3	SR12	1/10/2014 8:51	29.42	76.5	4.99	3.5	SR12	1/10/2014 14:51	29.45	68.7	4.43	4.8	SR12	1/10/2014 20:51	29.54	71.2	4.61	5.8
SR12	1/10/2014 2:56	29.50	69.1	4.49	2.8	SR12	1/10/2014 8:56	29.42	75.7	4.93	3.9	SR12	1/10/2014 14:56	29.50	69.7	4.49	5.6	SR12	1/10/2014 20:56	29.54	71.1	4.61	3.3
SR12	1/10/2014 3:01	29.48	71.1	4.63	2.6	SR12	1/10/2014 9:01	29.43	76.2	4.97	3.8	SR12	1/10/2014 15:01	29.45	66.8	4.30	5.7	SR12	1/10/2014 21:01	29.54	72.2	4.69	2.7
SR12	1/10/2014 3:06	29.45	72.0	4.69	2.6	SR12	1/10/2014 9:06	29.47	77.8	5.08	3.0	SR12	1/10/2014 15:06	29.47	68.4	4.40	6.1	SR12	1/10/2014 21:06	29.55	70.9	4.59	3.0
SR12	1/10/2014 3:11	29.45	72.0	4.69	2.6	SR12	1/10/2014 9:11	29.47	76.9	5.02	3.1	SR12	1/10/2014 15:11	29.47	69.0	4.44	6.8	SR12	1/10/2014 21:11	29.55	70.6	4.58	2.6
SR12	1/10/2014 3:16	29.46	71.4	4.65	2.5	SR12	1/10/2014 9:16	29.47	77.3	5.05	3.3	SR12	1/10/2014 15:16	29.46	66.8	4.30	5.6	SR12	1/10/2014 21:16	29.53	71.9	4.67	2.5
SR12	1/10/2014 3:21	29.46	71.3	4.64	2.5	SR12	1/10/2014 9:21	29.48	77.5	5.06	3.8	SR12	1/10/2014 15:21	29.48	69.4	4.47	4.4	SR12	1/10/2014 21:21	29.52	69.8	4.53	2.5
SR12	1/10/2014 3:26	29.45	70.7	4.60	2.3	SR12	1/10/2014 9:26	29.49	77.4	5.05	3.8	SR12	1/10/2014 15:26	29.52	69.3	4.47	4.0	SR12	1/10/2014 21:26	29.51	71.9	4.67	2.4
SR12	1/10/2014 3:31	29.44	70.5	4.60	2.4	SR12	1/10/2014 9:31	29.50	77.8	5.07	3.3	SR12	1/10/2014 15:31	29.54	69.9	4.50	5.4	SR12	1/10/2014 21:31	29.51	68.4	4.44	2.3
SR12	1/10/2014 3:36	29.41	70.8	4.62	2.3	SR12	1/10/2014 9:36	29.51	77.3	5.05	3.2	SR12	1/10/2014 15:36	29.51	69.2	4.46	4.2	SR12	1/10/2014 21:36	29.48	68.4	4.44	2.8
SR12	1/10/2014 3:41	29.40	71.1	4.64	2.5	SR12	1/10/2014 9:41	29.52	77.1	5.03	3.3	SR12	1/10/2014 15:41	29.47	69.8	4.51	3.1	SR12	1/10/2014 21:41	29.47	70.2	4.55	2.9
SR12	1/10/2014 3:46	29.42	70.0	4.56	2.5	SR12	1/10/2014 9:46	29.51	77.0	5.02	4.2	SR12	1/10/2014 15:46	29.51	71.2	4.60	3.4	SR12	1/10/2014 21:46	29.44	67.9	4.40	3.4
SR12	1/10/2014 3:51	29.43	69.0	4.49	2.3	SR12	1/10/2014 9:51	29.49	75.0	4.89	4.8	SR12	1/10/2014 15:51	29.49	72.0	4.65	2.9	SR12	1/10/2014 21:51	29.41	66.9	4.33	3.4
SR12	1/10/2014 3:56	29.42	69.5	4.53	2.5	SR12	1/10/2014 9:56	29.51	76.9	5.02	3.2	SR12	1/10/2014 15:56	29.54	71.8	4.64	3.6	SR12	1/10/2014 21:56	29.38	68.2	4.41	3.5
SR12	1/10/2014 4:01	29.41	69.1	4.50	2.5	SR12	1/10/2014 10:01	29.50	73.9	4.82	3.4	SR12	1/10/2014 16:01	29.50	70.9	4.58	3.2	SR12	1/10/2014 22:01	29.38	67.7	4.38	3.6
SR12	1/10/2014 4:06	29.41	69.4	4.52	2.5	SR12	1/10/2014 10:06	29.54	78.2	5.10	3.0	SR12	1/10/2014 16:06	29.56	72.6	4.69	2.9	SR12	1/10/2014 22:06	29.34	66.9	4.32	4.4
SR12	1/10/2014 4:11	29.43	67.9	4.42	2.9	SR12	1/10/2014 10:11	29.53	76.7	5.00	3.0	SR12	1/10/2014 16:11	29.55	71.3	4.60	3.9	SR12	1/10/2014 22:11	29.35	66.9	4.32	4.0
SR12	1/10/2014 4:16	29.43	66.7	4.34	2.7	SR12	1/10/2014 10:16	29.54	77.8	5.08	2.8	SR12	1/10/2014 16:16	29.81	81.6	5.29	2.3	SR12	1/10/2014 22:16	29.35	67.3	4.35	4.2
SR12	1/10/2014 4:21	29.41	66.2	4.31	2.3	SR12	1/10/2014 10:21	29.56	78.1	5.10	2.8	SR12	1/10/2014 16:21	29.87	83.1	5.39	2.3	SR12	1/10/2014 22:21	29.36	67.5	4.37	3.7
SR12	1/10/2014 4:26	29.41	65.6	4.26	3.5	SR12	1/10/2014 10:26	29.59	78.7	5.13	2.8	SR12	1/10/2014 16:26	29.90	82.2	5.32	2.4	SR12	1/10/2014 22:26	29.35	67.3	4.35	3.8
SR12	1/10/2014 4:31	29.41	68.5	4.45	4.4	SR12	1/10/2014 10:31	29.60	78.1	5.09	2.7	SR12	1/10/2014 16:31	29.76	75.2	4.87	2.6	SR12	1/10/2014 22:31	29.34	66.8	4.31	4.1
SR12	1/10/2014 4:36	29.41	67.4	4.38	3.6	SR12	1/10/2014 10:36	29.61	78.4	5.11	2.7	SR12	1/10/2014 16:36	29.78	77.8	5.04	2.3	SR12	1/10/2014 22:36	29.35	66.3	4.28	4.0
SR12	1/10/2014 4:41	29.41	69.3	4.51	2.9	SR12	1/10/2014 10:41	29.64	79.5	5.18	2.4	SR12	1/10/2014 16:41	29.87	81.0	5.25	2.2	SR12	1/10/2014 22:41	29.34	66.0	4.26	3.9
SR12	1/10/2014 4:46	29.40	67.5	4.39	3.4	SR12	1/10/2014 10:46	29.51	74.6	4.85	4.8	SR12	1/10/2014 16:46	29.86	81.9	5.31	2.4	SR12	1/10/2014 22:46	29.34	65.4	4.22	4.6
SR12	1/10/2014 4:51	29.39	66.4	4.31	4.9	SR12	1/10/2014 10:51	29.57	76.6	4.99	3.2	SR12	1/10/2014 16:51	29.83	81.2	5.27	2.0	SR12	1/10/2014 22:51	29.35	65.7	4.24	3.7
SR12	1/10/2014 4:56	29.38	67.1	4.36	3.4	SR12	1/10/2014 10:56	29.50	76.2	4.97	2.9	SR12	1/10/2014 16:56	29.83	80.1	5.19	2.7	SR12	1/10/2014 22:56	29.35	64.9	4.19	3.8
SR12	1/10/2014 5:01	29.38	66.0	4.29	3.1	SR12	1/10/2014 11:01	29.60	76.7	5.00	3.7	SR12	1/10/2014 17:01	29.78	80.7	5.23	2.1	SR12	1/10/2014 23:01	29.35	65.3	4.21	5.1
SR12	1/10/2014 5:06	29.38	64.9	4.21	5.4	SR12	1/10/2014 11:06	29.50	75.6	4.93	3.5	SR12	1/10/2014 17:06	29.78	79.3	5.14	2.2	SR12	1/10/2014 23:06	29.34	66.7	4.31	3.8
SR12	1/10/2014 5:11	29.38	66.3	4.31	4.7	SR12	1/10/2014 11:11	29.53	76.9	5.01	3.7	SR12	1/10/2014 17:11	29.77	80.3	5.21	2.2	SR12	1/10/2014 23:11	29.35	66.4	4.28	3.7
SR12	1/10/2014 5:16	29.40	67.0	4.35	4.0	SR12	1/10/2014 11:16	29.69	78.4	5.10	2.5	SR12	1/10/2014 17:16	29.75	76.9	4.99	2.3	SR12	1/10/2014 23:16	29.35	64.8	4.18	4.7
SR12	1/10/2014 5:21	29.39	65.8	4.27	4.5	SR12	1/10/2014 11:21	29.48	74.1	4.82	3.8	SR12	1/10/2014 17:21	29.77	79.8	5.18	2.1	SR12	1/10/2014 23:21	29.34	64.5	4.16	4.3
SR12	1/10/2014 5:26	29.38	65.3	4.23	4.7	SR12	1/10/2014 11:26	29.46	71.2	4.63	3.9	SR12	1/10/2014 17:26	29.71	75.4	4.88	2.6	SR12	1/10/2014 23:26	29.34	65.5	4.23	3.7
SR12	1/10/2014 5:31	29.37	66.0	4.29	3.3	SR12	1/10/2014 11:31	29.51	75.0	4.88	3.5	SR12	1/10/2014 17:31	29.71	76.3	4.95	2.5	SR12	1/10/2014 23:31	29.34	66.1	4.27	3.5
SR12	1/10/2014 5:36	29.38	67.1	4.36	4.5	SR12	1/10/2014 11:36	29.72	78.8	5.13	2.3	SR12	1/10/2014 17:36	29.73	78.2	5.08	2.1	SR12	1/10/2014 23:36	29.34	66.6	4.30	4.0
SR12	1/10/2014 5:41	29.37	66.8	4.32	6.3	SR12	1/10/2014 11:41	29.53	72.7	4.73	3.1	SR12	1/10/2014 17:41	29.69	75.7	4.91	2.7	SR12	1/10/2014 23:41	29.31	66.7	4.32	3.0
SR12	1/10/2014 5:46	29.33	65.8	4.28	3.4	SR12	1/10/2014 11:46	29.49	71.7	4.67	3.5	SR12	1/10/2014 17:46	29.71	79.6	5.17	2.1	SR12	1/10/2014 23:46	29.34	64.2	4.15	3.4
SR12	1/10/2014 5:51	29.38	67.6	4.39	4.0	SR12	1/10/2014 11:51	29.50	71.6	4.66	3.5	SR12	1/10/2014 17:51	29.68	76.3	4.95	2.4	SR12	1/10/2014 23:51	29.34	64.2	4.14	3.5
SR12	1/10/2014 5:56	29.37	66.7	4.33	4.1	SR12	1/10/2014 11:56	29.46	69.3	4.50	3.6	SR12	1/10/2014 17:56	29.67	76.3	4.95	2.7	SR12	1/10/2014 23:56	29.35	65.9	4.26	3.2

Station	Timestamp	Temp (° C)	DO (%)	DO (mg/L)	Tur (NTU)	Station	Timestamp	Temp (° C)	DO (%)	DO (mg/L)	Tur (NTU)	Station	Timestamp	Temp (° C)	DO (%)	DO (mg/L)	Tur (NTU)	Station	Timestamp	Temp (°C)	DO (%)	DO (mg/L)	Tur (NTU)
SR13	1/10/2014 0:00	29.52	65.7	**4.27**	2.4	SR13	1/10/2014 6:00	29.33	62.2	**4.06**	3.1	SR13	1/10/2014 12:00	29.36	63.4	**4.12**	2.9	SR13	1/10/2014 18:00	29.36	63.8	**4.14**	3.0
SR13	1/10/2014 0:05	29.48	65.2	**4.23**	3.7	SR13	1/10/2014 6:05	29.33	61.6	**4.02**	2.5	SR13	1/10/2014 12:05	29.35	62.6	**4.07**	2.7	SR13	1/10/2014 18:05	29.37	63.2	**4.10**	2.2
SR13	1/10/2014 0:10	29.51	65.2	**4.24**	3.1	SR13	1/10/2014 6:10	29.33	60.4	**3.93**	1.7	SR13	1/10/2014 12:10	29.35	62.5	**4.06**	3.4	SR13	1/10/2014 18:10	29.37	63.0	**4.09**	2.4
SR13	1/10/2014 0:15	29.48	64.3	**4.17**	3.3	SR13	1/10/2014 6:15	29.33	60.3	**3.93**	2.1	SR13	1/10/2014 12:15	29.35	62.8	**4.08**	3.1	SR13	1/10/2014 18:15	29.36	63.3	**4.11**	3.0
SR13	1/10/2014 0:20	29.49	64.2	**4.17**	3.3	SR13	1/10/2014 6:20	29.34	63.0	**4.11**	3.3	SR13	1/10/2014 12:20	29.34	63.1	**4.10**	6.5	SR13	1/10/2014 18:20	29.36	62.9	**4.08**	2.6
SR13	1/10/2014 0:25	29.50	63.9	**4.15**	2.5	SR13	1/10/2014 6:25	29.33	63.1	**4.11**	2.3	SR13	1/10/2014 12:25	29.35	62.4	**4.05**	4.4	SR13	1/10/2014 18:25	29.36	62.5	**4.06**	2.0
SR13	1/10/2014 0:30	29.48	65.3	**4.24**	3.5	SR13	1/10/2014 6:30	29.33	62.5	**4.08**	2.1	SR13	1/10/2014 12:30	29.37	62.7	**4.07**	3.5	SR13	1/10/2014 18:30	29.37	62.9	**4.08**	2.2
SR13	1/10/2014 0:35	29.48	66.1	**4.29**	3.3	SR13	1/10/2014 6:35	29.32	63.9	**4.16**	2.9	SR13	1/10/2014 12:35	29.37	62.9	**4.09**	5.3	SR13	1/10/2014 18:35	29.36	63.6	**4.13**	3.0
SR13	1/10/2014 0:40	29.47	65.8	**4.28**	3.4	SR13	1/10/2014 6:40	29.33	62.5	**4.07**	1.7	SR13	1/10/2014 12:40	29.38	64.1	**4.16**	4.9	SR13	1/10/2014 18:40	29.36	64.2	**4.16**	2.8
SR13	1/10/2014 0:45	29.45	64.9	**4.21**	3.3	SR13	1/10/2014 6:45	29.32	65.6	**4.27**	4.3	SR13	1/10/2014 12:45	29.42	65.8	**4.27**	4.5	SR13	1/10/2014 18:45	29.35	64.8	**4.20**	3.3
SR13	1/10/2014 0:50	29.44	64.3	**4.17**	3.4	SR13	1/10/2014 6:50	29.32	63.6	**4.14**	2.9	SR13	1/10/2014 12:50	29.48	66.9	**4.34**	2.4	SR13	1/10/2014 18:50	29.34	65.6	**4.25**	3.4
SR13	1/10/2014 0:55	29.44	67.3	**4.37**	4.7	SR13	1/10/2014 6:55	29.33	62.6	**4.08**	2.4	SR13	1/10/2014 12:55	29.44	66.4	**4.31**	2.4	SR13	1/10/2014 18:55	29.34	64.8	**4.20**	3.6
SR13	1/10/2014 1:00	29.46	67.0	**4.35**	4.2	SR13	1/10/2014 7:00	29.33	63.1	**4.11**	2.6	SR13	1/10/2014 13:00	29.44	66.0	**4.28**	2.4	SR13	1/10/2014 19:00	29.34	64.8	**4.20**	3.8
SR13	1/10/2014 1:05	29.43	66.0	**4.28**	3.6	SR13	1/10/2014 7:05	29.33	63.7	**4.14**	3.8	SR13	1/10/2014 13:05	29.44	65.9	**4.28**	1.9	SR13	1/10/2014 19:05	29.34	65.0	**4.22**	3.2
SR13	1/10/2014 1:10	29.42	67.0	**4.35**	5.3	SR13	1/10/2014 7:10	29.33	64.8	**4.22**	8.9	SR13	1/10/2014 13:10	29.43	65.3	**4.24**	2.5	SR13	1/10/2014 19:10	29.34	65.1	**4.22**	2.8
SR13	1/10/2014 1:15	29.42	66.2	**4.30**	3.9	SR13	1/10/2014 7:15	29.32	63.6	**4.14**	2.9	SR13	1/10/2014 13:15	29.39	64.4	**4.18**	2.3	SR13	1/10/2014 19:15	29.34	64.5	**4.18**	2.7
SR13	1/10/2014 1:20	29.41	65.7	**4.27**	3.7	SR13	1/10/2014 7:20	29.32	63.1	**4.11**	2.6	SR13	1/10/2014 13:20	29.42	65.0	**4.22**	2.2	SR13	1/10/2014 19:20	29.34	64.4	**4.18**	2.7
SR13	1/10/2014 1:25	29.43	66.0	**4.28**	3.4	SR13	1/10/2014 7:25	29.31	63.8	**4.16**	2.4	SR13	1/10/2014 13:25	29.37	64.3	**4.18**	3.0	SR13	1/10/2014 19:25	29.34	64.5	**4.18**	3.6
SR13	1/10/2014 1:30	29.43	65.6	**4.26**	3.0	SR13	1/10/2014 7:30	29.32	63.3	**4.12**	2.3	SR13	1/10/2014 13:30	29.38	64.0	**4.16**	2.7	SR13	1/10/2014 19:30	29.30	63.9	**4.15**	2.3
SR13	1/10/2014 1:35	29.42	66.0	**4.28**	3.3	SR13	1/10/2014 7:35	29.32	63.9	**4.16**	4.2	SR13	1/10/2014 13:35	29.36	65.2	**4.23**	3.5	SR13	1/10/2014 19:35	29.32	66.6	**4.32**	2.8
SR13	1/10/2014 1:40	29.42	65.2	**4.24**	2.8	SR13	1/10/2014 7:40	29.31	62.2	**4.05**	2.1	SR13	1/10/2014 13:40	29.36	64.8	**4.21**	3.7	SR13	1/10/2014 19:40	29.32	67.8	**4.40**	2.6
SR13	1/10/2014 1:45	29.42	65.0	**4.22**	2.9	SR13	1/10/2014 7:45	29.32	63.2	**4.12**	1.9	SR13	1/10/2014 13:45	29.39	64.1	**4.16**	2.5	SR13	1/10/2014 19:45	29.34	69.1	**4.49**	3.0
SR13	1/10/2014 1:50	29.42	64.6	**4.19**	2.5	SR13	1/10/2014 7:50	29.32	64.6	**4.21**	3.1	SR13	1/10/2014 13:50	29.38	65.1	**4.23**	3.5	SR13	1/10/2014 19:50	29.34	68.5	**4.45**	3.2
SR13	1/10/2014 1:55	29.42	65.0	**4.22**	3.0	SR13	1/10/2014 7:55	29.32	64.9	**4.23**	9.0	SR13	1/10/2014 13:55	29.40	64.4	**4.18**	2.3	SR13	1/10/2014 19:55	29.33	69.0	**4.49**	2.4
SR13	1/10/2014 2:00	29.40	64.1	**4.16**	3.0	SR13	1/10/2014 8:00	29.32	63.6	**4.14**	2.2	SR13	1/10/2014 14:00	29.39	65.0	**4.22**	2.7	SR13	1/10/2014 20:00	29.34	68.2	**4.43**	2.7
SR13	1/10/2014 2:05	29.39	63.6	**4.13**	3.2	SR13	1/10/2014 8:05	29.32	63.0	**4.10**	4.2	SR13	1/10/2014 14:05	29.40	65.2	**4.23**	3.2	SR13	1/10/2014 20:05	29.34	67.8	**4.40**	2.6
SR13	1/10/2014 2:10	29.40	63.0	**4.09**	2.2	SR13	1/10/2014 8:10	29.32	62.7	**4.08**	7.6	SR13	1/10/2014 14:10	29.37	65.5	**4.25**	4.1	SR13	1/10/2014 20:10	29.33	66.7	**4.34**	3.0
SR13	1/10/2014 2:15	29.39	63.0	**4.09**	2.8	SR13	1/10/2014 8:15	29.32	62.5	**4.07**	4.9	SR13	1/10/2014 14:15	29.38	65.1	**4.23**	3.0	SR13	1/10/2014 20:15	29.33	66.1	**4.30**	2.3
SR13	1/10/2014 2:20	29.40	63.3	**4.11**	2.8	SR13	1/10/2014 8:20	29.32	63.3	**4.12**	3.1	SR13	1/10/2014 14:20	29.38	65.6	**4.26**	6.3	SR13	1/10/2014 20:20	29.33	65.9	**4.28**	2.5
SR13	1/10/2014 2:25	29.40	63.5	**4.12**	2.3	SR13	1/10/2014 8:25	29.32	62.9	**4.09**	3.6	SR13	1/10/2014 14:25	29.35	66.2	**4.29**	4.8	SR13	1/10/2014 20:25	29.33	66.2	**4.30**	2.4
SR13	1/10/2014 2:30	29.42	62.9	**4.08**	2.0	SR13	1/10/2014 8:30	29.31	62.1	**4.04**	3.5	SR13	1/10/2014 14:30	29.35	64.7	**4.20**	4.5	SR13	1/10/2014 20:30	29.34	67.0	**4.35**	2.3
SR13	1/10/2014 2:35	29.41	63.0	**4.09**	2.5	SR13	1/10/2014 8:35	29.32	61.8	**4.02**	2.7	SR13	1/10/2014 14:35	29.38	65.8	**4.27**	3.7	SR13	1/10/2014 20:35	29.34	66.4	**4.31**	2.1
SR13	1/10/2014 2:40	29.43	63.6	**4.13**	2.1	SR13	1/10/2014 8:40	29.31	61.0	**3.98**	2.8	SR13						SR13	1/10/2014 20:40	29.34	67.4	**4.38**	2.2
SR13	1/10/2014 2:45	29.42	64.0	**4.16**	2.7	SR13	1/10/2014 8:45	29.32	63.4	**4.12**	4.4	SR13						SR13	1/10/2014 20:45	29.34	67.2	**4.36**	2.6
SR13	1/10/2014 2:50	29.41	62.7	**4.07**	2.4	SR13	1/10/2014 8:50	29.32	62.7	**4.08**	3.4	SR13						SR13	1/10/2014 20:50	29.31	69.3	**4.51**	2.9
SR13	1/10/2014 2:55	29.41	63.6	**4.13**	3.0	SR13	1/10/2014 8:55	29.32	62.0	**4.03**	4.3	SR13	1/10/2014 14:55	29.43	65.8	**4.27**	2.9	SR13	1/10/2014 20:55	29.29	70.0	**4.56**	2.6
SR13	1/10/2014 3:00	29.40	62.9	**4.08**	2.0	SR13	1/10/2014 9:00	29.31	60.4	**3.93**	3.2	SR13	1/10/2014 15:00	29.42	66.0	**4.28**	2.9	SR13	1/10/2014 21:00	29.30	70.3	**4.57**	2.8
SR13	1/10/2014 3:05	29.40	62.2	**4.04**	2.2	SR13	1/10/2014 9:05	29.32	61.7	**4.01**	4.4	SR13	1/10/2014 15:05	29.46	67.5	**4.37**	3.2	SR13	1/10/2014 21:05	29.33	69.2	**4.50**	3.1
SR13	1/10/2014 3:10	29.39	63.1	**4.09**	2.5	SR13	1/10/2014 9:10	29.30	60.6	**3.94**	3.4	SR13	1/10/2014 15:10	29.44	67.0	**4.34**	3.1	SR13	1/10/2014 21:10	29.33	68.2	**4.43**	2.5
SR13	1/10/2014 3:15	29.40	63.4	**4.11**	2.7	SR13	1/10/2014 9:15	29.30	59.8	**3.89**	3.5	SR13	1/10/2014 15:15	29.37	65.2	**4.23**	4.7	SR13	1/10/2014 21:15	29.33	67.2	**4.37**	2.3
SR13	1/10/2014 3:20	29.40	63.8	**4.14**	2.3	SR13	1/10/2014 9:20	29.30	57.3	**3.73**	2.5	SR13	1/10/2014 15:20	29.33	65.5	**4.25**	4.0	SR13	1/10/2014 21:20	29.33	67.4	**4.38**	2.3
SR13	1/10/2014 3:25	29.41	64.4	**4.18**	2.9	SR13	1/10/2014 9:25	29.31	60.3	**3.92**	3.4	SR13	1/10/2014 15:25	29.38	64.6	**4.19**	4.7	SR13	1/10/2014 21:25	29.32	67.7	**4.40**	2.5
SR13	1/10/2014 3:30	29.40	63.8	**4.14**	2.4	SR13	1/10/2014 9:30	29.32	60.9	**3.96**	3.4	SR13	1/10/2014 15:30	29.36	65.6	**4.25**	3.5	SR13	1/10/2014 21:30	29.32	68.1	**4.43**	2.3
SR13	1/10/2014 3:35	29.40	64.6	**4.20**	2.9	SR13	1/10/2014 9:35	29.33	63.4	**4.13**	3.5	SR13	1/10/2014 15:35	29.40	65.2	**4.23**	2.7	SR13	1/10/2014 21:35	29.32	67.7	**4.40**	2.6
SR13	1/10/2014 3:40	29.39	64.2	**4.17**	3.1	SR13	1/10/2014 9:40	29.34	65.3	**4.25**	2.4	SR13	1/10/2014 15:40	29.38	65.5	**4.25**	3.3	SR13	1/10/2014 21:40	29.33	66.3	**4.31**	2.6
SR13	1/10/2014 3:45	29.39	64.4	**4.18**	2.6	SR13	1/10/2014 9:45	29.36	65.3	**4.25**	2.4	SR13	1/10/2014 15:45	29.36	65.0	**4.22**	3.6	SR13	1/10/2014 21:45	29.33	65.1	**4.23**	3.7
SR13	1/10/2014 3:50	29.39	64.6	**4.20**	2.7	SR13	1/10/2014 9:50	29.35	63.5	**4.13**	2.2	SR13	1/10/2014 15:50	29.35	64.5	**4.18**	3.8	SR13	1/10/2014 21:50	29.33	65.4	**4.25**	2.3
SR13	1/10/2014 3:55	29.39	64.1	**4.17**	2.5	SR13	1/10/2014 9:55	29.34	62.6	**4.07**	2.0	SR13	1/10/2014 15:55	29.36	64.5	**4.19**	3.5	SR13	1/10/2014 21:55	29.33	65.9	**4.28**	2.3
SR13	1/10/2014 4:00	29.38	65.1	**4.23**	3.9	SR13	1/10/2014 10:00	29.33	65.0	**4.23**	5.9	SR13	1/10/2014 16:00	29.37	64.5	**4.19**	2.5	SR13	1/10/2014 22:00	29.32	66.1	**4.30**	3.0
SR13	1/10/2014 4:05	29.38	65.0	**4.22**	3.4	SR13	1/10/2014 10:05	29.33	63.3	**4.11**	2.2	SR13	1/10/2014 16:05	29.38	64.9	**4.21**	2.8	SR13	1/10/2014 22:05	29.32	66.3	**4.31**	2.7
SR13	1/10/2014 4:10	29.30	67.2	**4.38**	5.4	SR13	1/10/2014 10:10	29.34	63.0	**4.09**	1.9	SR13	1/10/2014 16:10	29.37	64.2	**4.17**	2.3	SR13	1/10/2014 22:10	29.32	66.1	**4.30**	3.1
SR13	1/10/2014 4:15	29.28	68.6	**4.48**	2.8	SR13	1/10/2014 10:15	29.37	64.9	**4.22**	2.4	SR13	1/10/2014 16:15	29.40	65.2	**4.23**	2.2	SR13	1/10/2014 22:15	29.32	65.1	**4.23**	2.8
SR13	1/10/2014 4:20	29.30	68.3	**4.46**	2.6	SR13	1/10/2014 10:20	29.39	63.9	**4.16**	1.7	SR13	1/10/2014 16:20	29.39	65.4	**4.24**	2.3	SR13	1/10/2014 22:20	29.33	66.1	**4.30**	2.5
SR13	1/10/2014 4:25	29.30	68.1	**4.44**	2.2	SR13	1/10/2014 10:25	29.40	63.3	**4.12**	1.2	SR13	1/10/2014 16:25	29.37	64.7	**4.20**	2.8	SR13	1/10/2014 22:25	29.33	65.7	**4.27**	2.6
SR13	1/10/2014 4:30	29.30	67.9	**4.44**	2.4	SR13	1/10/2014 10:30	29.40	64.1	**4.16**	1.4	SR13	1/10/2014 16:30	29.37	64.3	**4.17**	2.6	SR13	1/10/2014 22:30	29.33	66.3	**4.31**	2.3
SR13	1/10/2014 4:35	29.30	68.2	**4.46**	2.2	SR13	1/10/2014 10:35	29.44	66.2	**4.30**	2.1	SR13	1/10/2014 16:35	29.37	64.1	**4.16**	2.4	SR13	1/10/2014 22:35	29.33	65.6	**4.26**	3.1
SR13	1/10/2014 4:40	29.29	68.2	**4.46**	2.3	SR13	1/10/2014 10:40	29.46	68.1	**4.43**	2.0	SR13	1/10/2014 16:40	29.36	64.2	**4.17**	2.8	SR13	1/10/2014 22:40	29.33	65.4	**4.25**	2.7
SR13	1/10/2014 4:45	29.30	67.2	**4.39**	1.5	SR13	1/10/2014 10:45	29.46	68.0	**4.42**	2.2	SR13	1/10/2014 16:45	29.38	64.1	**4.16**	2.4	SR13	1/10/2014 22:45	29.33	64.8	**4.21**	2.1
SR13	1/10/2014 4:50	29.30	67.8	**4.43**	1.7	SR13	1/10/2014 10:50	29.44	66.4	**4.32**	1.6	SR13	1/10/2014 16:50	29.40	64.2	**4.17**	2.2	SR13	1/10/2014 22:50	29.33	65.3	**4.25**	2.1
SR13	1/10/2014 4:55	29.30	66.0	**4.31**	1.4	SR13	1/10/2014 10:55	29.43	65.4	**4.25**	1.9	SR13	1/10/2014 16:55	29.39	65.2	**4.23**	2.2	SR13	1/10/2014 22:55	29.32	65.2	**4.23**	2.5
SR13	1/10/2014 5:00	29.29	67.2	**4.39**	1.7	SR13	1/10/2014 11:00	29.42	64.3	**4.18**	1.1	SR13	1/10/2014 17:00	29.40	65.3	**4.24**	2.1	SR13	1/10/2014 23:00	29.31	66.0	**4.29**	1.9
SR13	1/10/2014 5:05	29.31	67.2	**4.39**	1.6	SR13	1/10/2014 11:05	29.42	64.8	**4.21**	1.4	SR13	1/10/2014 17:05	29.42	66.7	**4.32**	2.5	SR13	1/10/2014 23:05	29.31	67.0	**4.35**	2.8
SR13	1/10/2014 5:10	29.31	67.9	**4.43**	9.2	SR13	1/10/2014 11:10	29.42	65.1	**4.23**	1.9	SR13	1/10/2014 17:10	29.39	65.6	**4.26**	4.3	SR13	1/10/2014 23:10	29.31	66.9	**4.35**	3.5
SR13	1/10/2014 5:15	29.31	67.5	**4.41**	4.0	SR13	1/10/2014 11:15	29.41	65.3	**4.24**	2.4	SR13	1/10/2014 17:15	29.38	66.0	**4.28**	4.8	SR13	1/10/2014 23:15	29.31	66.7	**4.33**	4.6
SR13	1/10/2014 5:20	29.31	67.0	**4.37**	7.0	SR13	1/10/2014 11:20	29.41	65.3	**4.25**	1.4	SR13	1/10/2014 17:20	29.38	65.9	**4.28**	3.2	SR13	1/10/2014 23:20	29.31	66.2	**4.30**	4.3
SR13	1/10/2014 5:25	29.32	66.4	**4.33**	12.1	SR13	1/10/2014 11:25	29.42	64.3	**4.18**	1.4	SR13	1/10/2014 17:25	29.39	65.4	**4.24**	2.3	SR13	1/10/2014 23:25	29.31	65.9	**4.28**	3.7
SR13	1/10/2014 5:30	29.32	65.9	**4.30**	5.0	SR13	1/10/2014 11:30	29.40	64.2	**4.17**	1.8	SR13	1/10/2014 17:30	29.39	65.2	**4.23**	2.3	SR13	1/10/2014 23:30	29.32	65.9	**4.28**	3.9
SR13	1/10/2014 5:35	29.33	66.5	**4.33**	6.1	SR13	1/10/2014 11:35	29.40	63.7	**4.14**	1.4	SR13	1/10/2014 17:35	29.38	65.3	**4.24**	2.7	SR13	1/10/2014 23:35	29.31	66.6	**4.33**	3.2
SR13	1/10/2014 5:40	29.33	65.6	**4.27**	10.4	SR13	1/10/2014 11:40	29.39	64.2	**4.17**	1.7	SR13	1/10/2014 17:40	29.38	65.4	**4.24**	2.4	SR13	1/10/2014 23:40	29.31	66.0	**4.29**	3.2
SR13	1/10/2014 5:45	29.34	63.6	**4.15**	5.8	SR13	1/10/2014 11:45	29.39	64.6	**4.20**	1.9	SR13	1/10/2014 17:45	29.37	64.9	**4.21**	3.1	SR13	1/10/2014 23:45	29.31	65.8	**4.27**	3.5
SR13	1/10/2014 5:50	29.34	65.9	**4.29**	8.3	SR13	1/10/2014 11:50	29.39	63.3	**4.12**	1.6	SR13	1/10/2014 17:50	29.36	64.8	**4.20**	4.2	SR13	1/10/2014 23:50	29.31	66.1	**4.29**	3.6
SR13	1/10/2014 5:55	29.33	63.4	**4.13**	4.3	SR13	1/10/2014 11:55	29.39	64.7	**4.21**	2.3	SR13	1/10/2014 17:55	29.36	64.1	**4.16**	3.0	SR13	1/10/2014 23:55	29.31	65.8	**4.27**	3.6

Station	Timestamp	NH_3 (mg/L)				Station	Timestamp	NH_3 (mg/L)			
SR4	1/10/2014 0:17	0.05				SR12	1/10/2014 0:17	0.06			
SR4	1/10/2014 0:37	0.07				SR12	1/10/2014 0:37	0.06			
SR4	1/10/2014 0:57	0.08				SR12	1/10/2014 0:57	0.06			
SR4	1/10/2014 1:17	0.05				SR12	1/10/2014 1:17	0.07			
SR4	1/10/2014 1:37	0.05				SR12	1/10/2014 1:37	0.06			
SR4	1/10/2014 1:57	0.08				SR12	1/10/2014 1:57	0.06			
SR4	1/10/2014 2:17	0.07				SR12	1/10/2014 2:17	0.06			
SR4	1/10/2014 2:37	0.06				SR12	1/10/2014 2:37	0.06			
SR4	1/10/2014 2:57	0.06				SR12	1/10/2014 2:57	0.06			
SR4	1/10/2014 3:17	0.06				SR12	1/10/2014 3:17	0.07			
SR4	1/10/2014 3:37	0.07				SR12	1/10/2014 3:37	0.07			
SR4	1/10/2014 3:57	0.07				SR12	1/10/2014 3:57	0.06			
SR4	1/10/2014 4:17	0.09				SR12	1/10/2014 4:17	0.07			
SR4	1/10/2014 4:37	0.07				SR12	1/10/2014 4:37	0.06			
SR4	1/10/2014 4:57	0.09				SR12	1/10/2014 4:57	0.06			
SR4	1/10/2014 5:17	0.08				SR12	1/10/2014 5:17	0.06			
SR4	1/10/2014 5:37	0.09				SR12	1/10/2014 5:37	0.06			
SR4	1/10/2014 5:57	0.07				SR12	1/10/2014 5:57	0.07			
SR4						SR12					
SR4	1/10/2014 6:37	0.07				SR12	1/10/2014 6:37	0.07			
SR4	1/10/2014 6:57	0.07				SR12	1/10/2014 6:57	0.07			
SR4	1/10/2014 7:17	0.07				SR12	1/10/2014 7:17	0.06			
SR4	1/10/2014 7:37	0.08				SR12	1/10/2014 7:37	0.06			
SR4	1/10/2014 7:57	0.09				SR12	1/10/2014 7:57	0.07			
SR4	1/10/2014 8:17	0.06				SR12	1/10/2014 8:17	0.07			
SR4	1/10/2014 8:37	0.07				SR12	1/10/2014 8:37	0.07			
SR4	1/10/2014 8:57	0.07				SR12	1/10/2014 8:57	0.06			
SR4	1/10/2014 9:17	0.07				SR12	1/10/2014 9:17	0.06			
SR4	1/10/2014 9:37	0.05				SR12	1/10/2014 9:37	0.06			
SR4	1/10/2014 9:57	0.09				SR12	1/10/2014 9:57	0.06			
SR4	1/10/2014 10:17	0.07				SR12	1/10/2014 10:17	0.06			
SR4	1/10/2014 10:37	0.07				SR12	1/10/2014 10:37	0.06			
SR4	1/10/2014 10:57	0.07				SR12	1/10/2014 10:57	0.06			
SR4	1/10/2014 11:17	0.06				SR12	1/10/2014 11:17	0.06			
SR4	1/10/2014 11:37	0.09				SR12	1/10/2014 11:37	0.07			
SR4	1/10/2014 11:57	0.07				SR12	1/10/2014 11:57	0.06			
SR4	1/10/2014 12:17	0.07				SR12	1/10/2014 12:17	0.06			
SR4	1/10/2014 12:37	0.07				SR12	1/10/2014 12:37	0.08			
SR4	1/10/2014 12:57	0.09				SR12	1/10/2014 12:57	0.06			
SR4	1/10/2014 13:17	0.10				SR12	1/10/2014 13:17	0.06			
SR4	1/10/2014 13:37	0.07				SR12	1/10/2014 13:37	0.06			
SR4	1/10/2014 13:57	0.07				SR12	1/10/2014 13:57	0.07			
SR4	1/10/2014 14:17	0.07				SR12	1/10/2014 14:17	0.06			
SR4	1/10/2014 14:37	0.08				SR12	1/10/2014 14:37	0.06			
SR4	1/10/2014 14:57	0.07				SR12	1/10/2014 14:57	0.06			
SR4	1/10/2014 15:17	0.06				SR12	1/10/2014 15:17	0.07			
SR4	1/10/2014 15:37	0.07				SR12	1/10/2014 15:37	0.06			
SR4	1/10/2014 15:57	0.07				SR12	1/10/2014 15:57	0.06			
SR4	1/10/2014 16:17	0.05				SR12	1/10/2014 16:17	0.07			
SR4	1/10/2014 16:37	0.05				SR12	1/10/2014 16:37	0.06			
SR4	1/10/2014 16:57	0.07				SR12	1/10/2014 16:57	0.06			
SR4	1/10/2014 17:17	0.06				SR12	1/10/2014 17:17	0.07			
SR4	1/10/2014 17:37	0.07				SR12	1/10/2014 17:37	0.06			
SR4	1/10/2014 17:57	0.06				SR12	1/10/2014 17:57	0.08			
SR4	1/10/2014 18:17	0.05				SR12	1/10/2014 18:17	0.08			
SR4	1/10/2014 18:37	0.07				SR12	1/10/2014 18:37	0.06			
SR4	1/10/2014 18:57	0.09				SR12	1/10/2014 18:57	0.06			
SR4	1/10/2014 19:17	0.06				SR12	1/10/2014 19:17	0.08			
SR4	1/10/2014 19:37	0.05				SR12	1/10/2014 19:37	0.06			
SR4	1/10/2014 19:57	0.06				SR12	1/10/2014 19:57	0.06			
SR4	1/10/2014 20:17	0.05				SR12	1/10/2014 20:17	0.06			
SR4	1/10/2014 20:37	0.05				SR12	1/10/2014 20:37	0.07			
SR4	1/10/2014 20:57	0.06				SR12	1/10/2014 20:57	0.07			
SR4	1/10/2014 21:17	0.06				SR12	1/10/2014 21:17	0.07			
SR4	1/10/2014 21:37	0.05				SR12	1/10/2014 21:37	0.08			
SR4	1/10/2014 21:57	0.07				SR12	1/10/2014 21:57	0.08			
SR4	1/10/2014 22:17	0.07				SR12	1/10/2014 22:17	0.08			
SR4	1/10/2014 22:37	0.09				SR12	1/10/2014 22:37	0.08			
SR4	1/10/2014 22:57	0.08				SR12	1/10/2014 22:57	0.06			
SR4	1/10/2014 23:17	0.08				SR12	1/10/2014 23:17	0.06			
SR4	1/10/2014 23:37	0.09				SR12	1/10/2014 23:37	0.06			
SR4	1/10/2014 23:57	0.07				SR12	1/10/2014 23:57	0.06			

Remark: Fonts with underline: Action Level Exceedance
Fonts with bold and underline: Limit Level Exceedance
Automatic Instrument calibration of NH3-N monitor was carried out during 5:57-6:37 at SR4 and SR12.
SR13 monitoring station was under maintenance during 14:35-14:55.

Station	Timestamp	Temp (° C)	DO (%)	DO (mg/L)	Tur (NTU)	Station	Timestamp	Temp (° C)	DO (%)	DO (mg/L)	Tur (NTU)	Station	Timestamp	Temp (° C)	DO (%)	DO (mg/L)	Tur (NTU)	Station	Timestamp	Temp (°C)	DO (%)	DO (mg/L)	Tur (NTU)
SR4	2/10/2014 0:01	29.32	81.8	5.51	2.7	SR4	2/10/2014 6:01	29.25	77.5	5.21	2.7	SR4	2/10/2014 12:01	29.45	86.0	5.84	8.1	SR4	2/10/2014 18:01	29.64	83.9	5.67	4.2
SR4	2/10/2014 0:06	29.32	82.1	5.53	2.8	SR4	2/10/2014 6:06	29.24	76.6	5.15	2.7	SR4	2/10/2014 12:06	29.40	86.5	5.86	7.4	SR4	2/10/2014 18:06	29.81	88.4	5.97	2.3
SR4	2/10/2014 0:11	29.32	81.6	5.50	2.6	SR4	2/10/2014 6:11	29.24	77.0	5.17	6.8	SR4	2/10/2014 12:11	29.50	86.0	5.82	8.3	SR4	2/10/2014 18:11	29.88	89.9	6.08	2.1
SR4	2/10/2014 0:16	29.32	80.7	5.44	2.3	SR4	2/10/2014 6:16	29.25	76.0	5.10	4.3	SR4	2/10/2014 12:16	29.49	86.2	5.84	7.4	SR4	2/10/2014 18:16	29.87	89.7	6.06	1.9
SR4	2/10/2014 0:21	29.30	81.7	5.50	2.9	SR4	2/10/2014 6:21	29.26	75.5	5.07	2.6	SR4	2/10/2014 12:21	29.48	85.8	5.82	7.6	SR4	2/10/2014 18:21	29.74	87.6	5.92	2.9
SR4	2/10/2014 0:26	29.31	81.3	5.48	2.5	SR4	2/10/2014 6:26	29.27	77.8	5.23	1.8	SR4	2/10/2014 12:26	29.39	85.0	5.76	6.6	SR4	2/10/2014 18:26	29.98	90.4	6.10	1.6
SR4	2/10/2014 0:31	29.31	81.1	5.46	2.5	SR4	2/10/2014 6:31	29.24	79.7	5.36	2.0	SR4	2/10/2014 12:31	29.38	86.0	5.82	6.1	SR4	2/10/2014 18:31	29.91	90.5	6.11	1.9
SR4	2/10/2014 0:36	29.31	81.4	5.49	2.7	SR4	2/10/2014 6:36	29.23	79.5	5.35	2.1	SR4	2/10/2014 12:36	29.39	85.6	5.79	4.8	SR4	2/10/2014 18:36	29.75	87.9	5.92	3.1
SR4	2/10/2014 0:41	29.32	81.6	5.50	2.5	SR4	2/10/2014 6:41	29.23	78.9	5.31	2.1	SR4	2/10/2014 12:41	29.41	85.7	5.79	6.5	SR4	2/10/2014 18:41	29.88	90.4	6.10	1.9
SR4	2/10/2014 0:46	29.32	81.9	5.52	2.6	SR4	2/10/2014 6:46	29.22	80.4	5.42	2.6	SR4	2/10/2014 12:46	29.50	86.7	5.85	5.5	SR4	2/10/2014 18:46	29.77	87.4	5.91	2.2
SR4	2/10/2014 0:51	29.32	81.6	5.50	2.7	SR4	2/10/2014 6:51	29.22	80.5	5.43	2.7	SR4	2/10/2014 12:51	29.54	86.6	5.84	5.4	SR4	2/10/2014 18:51	29.77	88.6	5.99	2.3
SR4	2/10/2014 0:56	29.32	81.6	5.50	2.5	SR4	2/10/2014 6:56	29.23	80.1	5.40	2.2	SR4	2/10/2014 12:56	29.35	85.3	5.72	5.1	SR4	2/10/2014 18:56	29.78	89.3	6.03	2.3
SR4	2/10/2014 1:01	29.30	81.4	5.49	2.2	SR4	2/10/2014 7:01	29.22	80.1	5.40	2.4	SR4	2/10/2014 13:01	29.38	84.9	5.73	3.4	SR4	2/10/2014 19:01	29.75	87.6	5.93	1.8
SR4	2/10/2014 1:06	29.32	80.9	5.45	2.2	SR4	2/10/2014 7:06	29.22	80.7	5.43	2.4	SR4	2/10/2014 13:06	29.40	85.4	5.77	4.2	SR4	2/10/2014 19:06	29.69	86.2	5.83	2.4
SR4	2/10/2014 1:11	29.32	81.8	5.52	2.5	SR4	2/10/2014 7:11	29.21	81.0	5.46	2.1	SR4	2/10/2014 13:11	29.40	86.3	5.83	5.3	SR4	2/10/2014 19:11	29.70	85.7	5.79	2.6
SR4	2/10/2014 1:16	29.31	82.8	5.59	2.4	SR4	2/10/2014 7:16	29.21	80.1	5.40	2.0	SR4	2/10/2014 13:16	29.38	85.4	5.77	5.1	SR4	2/10/2014 19:16	29.78	87.0	5.88	1.6
SR4	2/10/2014 1:21	29.30	83.5	5.62	2.4	SR4	2/10/2014 7:21	29.20	82.2	5.55	2.4	SR4	2/10/2014 13:21	29.42	86.2	5.82	4.1	SR4	2/10/2014 19:21	29.83	88.8	6.00	1.8
SR4	2/10/2014 1:26	29.31	82.5	5.57	2.4	SR4	2/10/2014 7:26	29.21	81.7	5.52	2.3	SR4	2/10/2014 13:26	29.45	86.6	5.85	4.4	SR4	2/10/2014 19:26	29.62	82.9	5.61	2.9
SR4	2/10/2014 1:31	29.31	82.2	5.54	2.2	SR4	2/10/2014 7:31	29.22	82.4	5.57	2.8	SR4	2/10/2014 13:31	29.54	87.0	5.88	4.7	SR4	2/10/2014 19:31	29.78	85.3	5.76	2.3
SR4	2/10/2014 1:36	29.30	83.3	5.62	2.3	SR4	2/10/2014 7:36	29.25	83.5	5.64	2.8	SR4	2/10/2014 13:36	29.55	86.2	5.84	3.8	SR4	2/10/2014 19:36	29.66	86.2	5.82	3.0
SR4	2/10/2014 1:41	29.31	81.5	5.49	2.2	SR4	2/10/2014 7:41	29.27	83.3	5.62	2.3	SR4	2/10/2014 13:41	29.55	86.3	5.84	3.8	SR4	2/10/2014 19:41	29.60	83.6	5.65	3.0
SR4	2/10/2014 1:46	29.26	83.1	5.62	2.2	SR4	2/10/2014 7:46	29.26	84.1	5.67	2.6	SR4	2/10/2014 13:46	29.58	86.4	5.84	3.6	SR4	2/10/2014 19:46	29.67	86.1	5.82	2.4
SR4	2/10/2014 1:51	29.27	82.8	5.60	2.2	SR4	2/10/2014 7:51	29.24	81.3	5.49	2.3	SR4	2/10/2014 13:51	29.60	87.0	5.88	4.4	SR4	2/10/2014 19:51	29.66	85.0	5.72	2.3
SR4	2/10/2014 1:56	29.31	78.9	5.31	1.9	SR4	2/10/2014 7:56	29.27	83.7	5.65	2.9	SR4	2/10/2014 13:56	29.63	88.0	5.95	3.7	SR4	2/10/2014 19:56	29.63	85.0	5.74	2.4
SR4	2/10/2014 2:01	29.30	82.8	5.59	2.2	SR4	2/10/2014 8:01	29.27	83.9	5.67	3.1	SR4	2/10/2014 14:01	29.71	88.9	6.01	3.1	SR4	2/10/2014 20:01	29.56	83.2	5.62	2.9
SR4	2/10/2014 2:06	29.26	82.9	5.60	2.6	SR4	2/10/2014 8:06	29.27	84.5	5.71	3.2	SR4	2/10/2014 14:06	29.63	89.3	6.05	3.0	SR4	2/10/2014 20:06	29.60	83.7	5.66	2.6
SR4	2/10/2014 2:11	29.23	83.1	5.62	1.9	SR4	2/10/2014 8:11	29.27	84.0	5.68	3.0	SR4	2/10/2014 14:11	29.67	88.9	6.01	3.4	SR4	2/10/2014 20:11	29.63	84.0	5.67	2.6
SR4	2/10/2014 2:16	29.22	84.4	5.71	2.0	SR4	2/10/2014 8:16	29.27	84.6	5.71	3.4	SR4	2/10/2014 14:16	29.64	87.5	5.90	2.5	SR4	2/10/2014 20:16	29.64	84.0	5.67	2.2
SR4	2/10/2014 2:21	29.20	84.3	5.71	1.8	SR4	2/10/2014 8:21	29.28	85.5	5.77	3.5	SR4	2/10/2014 14:21	29.74	87.6	5.92	2.4	SR4	2/10/2014 20:21	29.64	82.6	5.58	2.5
SR4	2/10/2014 2:26	29.20	84.1	5.69	1.9	SR4	2/10/2014 8:26	29.29	84.2	5.69	2.7	SR4	2/10/2014 14:26	29.82	87.4	5.89	2.6	SR4	2/10/2014 20:26	29.56	83.3	5.63	2.7
SR4	2/10/2014 2:31	29.26	82.6	5.59	1.9	SR4	2/10/2014 8:31	29.31	86.2	5.82	3.0	SR4	2/10/2014 14:31	29.87	88.1	5.94	2.3	SR4	2/10/2014 20:31	29.57	82.7	5.58	2.6
SR4	2/10/2014 2:36	29.23	83.4	5.64	1.8	SR4	2/10/2014 8:36	29.32	86.6	5.85	3.2	SR4	2/10/2014 14:36	29.83	87.0	5.87	2.4	SR4	2/10/2014 20:36	29.67	85.9	5.80	2.3
SR4	2/10/2014 2:41	29.25	83.3	5.63	2.1	SR4	2/10/2014 8:41	29.34	87.0	5.88	3.1	SR4	2/10/2014 14:41	29.48	84.5	5.71	5.7	SR4	2/10/2014 20:41	29.63	83.7	5.64	2.1
SR4	2/10/2014 2:46	29.26	83.7	5.66	2.0	SR4	2/10/2014 8:46	29.34	87.1	5.89	3.8	SR4	2/10/2014 14:46	29.39	84.4	5.70	4.5	SR4	2/10/2014 20:46	29.60	84.1	5.68	2.1
SR4	2/10/2014 2:51	29.28	82.8	5.59	2.1	SR4	2/10/2014 8:51	29.34	86.8	5.86	3.6	SR4	2/10/2014 14:51	29.36	84.3	5.70	4.6	SR4	2/10/2014 20:51	29.59	83.0	5.61	2.0
SR4	2/10/2014 2:56	29.29	83.3	5.62	2.2	SR4	2/10/2014 8:56	29.35	86.8	5.87	3.0	SR4	2/10/2014 14:56	29.38	83.5	5.64	4.1	SR4	2/10/2014 20:56	29.58	82.6	5.58	2.0
SR4	2/10/2014 3:01	29.30	83.0	5.60	2.2	SR4	2/10/2014 9:01	29.35	86.8	5.87	2.9	SR4	2/10/2014 15:01	29.34	83.8	5.66	4.1	SR4	2/10/2014 21:01	29.53	82.4	5.56	2.7
SR4	2/10/2014 3:06	29.30	82.3	5.55	1.8	SR4	2/10/2014 9:06	29.35	86.7	5.87	2.7	SR4	2/10/2014 15:06	29.66	85.1	5.74	3.1	SR4	2/10/2014 21:06	29.49	81.0	5.47	2.7
SR4	2/10/2014 3:11	29.29	82.3	5.56	1.8	SR4	2/10/2014 9:11	29.36	87.2	5.90	2.9	SR4	2/10/2014 15:11	29.73	85.9	5.80	2.7	SR4	2/10/2014 21:11	29.55	81.4	5.49	2.6
SR4	2/10/2014 3:16	29.27	82.4	5.57	1.8	SR4	2/10/2014 9:16	29.37	87.7	5.93	2.8	SR4	2/10/2014 15:16	29.69	85.5	5.77	2.7	SR4	2/10/2014 21:16	29.55	85.4	5.77	2.3
SR4	2/10/2014 3:21	29.26	82.3	5.56	1.7	SR4	2/10/2014 9:21	29.38	87.7	5.91	2.9	SR4	2/10/2014 15:21	29.86	88.7	5.97	2.6	SR4	2/10/2014 21:21	29.52	81.8	5.52	2.6
SR4	2/10/2014 3:26	29.25	82.7	5.60	1.7	SR4	2/10/2014 9:26	29.38	87.6	5.94	2.9	SR4	2/10/2014 15:26	29.88	89.5	6.03	2.4	SR4	2/10/2014 21:26	29.54	83.3	5.62	2.1
SR4	2/10/2014 3:31	29.29	82.3	5.56	2.1	SR4	2/10/2014 9:31	29.39	87.2	5.91	2.4	SR4	2/10/2014 15:31	29.77	88.7	5.97	3.4	SR4	2/10/2014 21:31	29.47	82.0	5.53	2.5
SR4	2/10/2014 3:36	29.25	82.6	5.58	1.9	SR4	2/10/2014 9:36	29.40	88.6	6.00	2.9	SR4	2/10/2014 15:36	29.79	88.5	5.97	2.8	SR4	2/10/2014 21:36	29.56	84.0	5.67	2.0
SR4	2/10/2014 3:41	29.26	82.3	5.56	1.7	SR4	2/10/2014 9:41	29.41	88.4	5.99	2.6	SR4	2/10/2014 15:41	30.00	90.5	6.08	1.8	SR4	2/10/2014 21:41	29.58	83.7	5.64	2.1
SR4	2/10/2014 3:46	29.25	82.3	5.57	1.8	SR4	2/10/2014 9:46	29.41	88.0	5.95	2.5	SR4	2/10/2014 15:46	29.94	91.2	6.15	2.0	SR4	2/10/2014 21:46	29.44	81.9	5.53	2.9
SR4	2/10/2014 3:51	29.27	81.9	5.52	1.8	SR4	2/10/2014 9:51	29.41	87.4	5.92	2.5	SR4	2/10/2014 15:51	30.05	91.5	6.16	1.6	SR4	2/10/2014 21:51	29.36	80.6	5.44	4.4
SR4	2/10/2014 3:56	29.29	81.9	5.53	1.9	SR4	2/10/2014 9:56	29.44	88.7	6.00	3.5	SR4	2/10/2014 15:56	29.97	89.9	6.06	1.8	SR4	2/10/2014 21:56	29.43	79.7	5.38	2.8
SR4	2/10/2014 4:01	29.28	82.3	5.56	1.9	SR4	2/10/2014 10:01	29.50	88.9	6.01	3.5	SR4	2/10/2014 16:01	30.05	91.1	6.12	1.7	SR4	2/10/2014 22:01	29.30	80.5	5.43	4.0
SR4	2/10/2014 4:06	29.28	81.7	5.52	2.3	SR4	2/10/2014 10:06	29.50	88.1	5.96	2.6	SR4	2/10/2014 16:06	29.76	87.9	5.92	3.8	SR4	2/10/2014 22:06	29.31	80.7	5.45	4.3
SR4	2/10/2014 4:11	29.30	79.5	5.36	1.9	SR4	2/10/2014 10:11	29.51	88.6	6.00	2.4	SR4	2/10/2014 16:11	29.96	88.4	5.95	2.2	SR4	2/10/2014 22:11	29.34	80.8	5.45	4.0
SR4	2/10/2014 4:16	29.30	79.9	5.39	1.9	SR4	2/10/2014 10:16	29.51	88.2	5.97	2.8	SR4	2/10/2014 16:16	29.88	89.5	6.03	2.5	SR4	2/10/2014 22:16	29.68	85.4	5.76	2.1
SR4	2/10/2014 4:21	29.29	80.6	5.43	1.7	SR4	2/10/2014 10:21	29.49	86.2	5.84	2.9	SR4	2/10/2014 16:21	30.00	90.7	6.10	2.0	SR4	2/10/2014 22:21	29.54	83.0	5.60	2.6
SR4	2/10/2014 4:26	29.29	80.6	5.42	1.8	SR4	2/10/2014 10:26	29.49	85.8	5.82	2.7	SR4	2/10/2014 16:26	29.94	89.9	6.03	2.3	SR4	2/10/2014 22:26	29.43	82.6	5.57	2.8
SR4	2/10/2014 4:31	29.28	80.8	5.45	1.8	SR4	2/10/2014 10:31	29.50	85.8	5.81	2.7	SR4	2/10/2014 16:31	30.00	90.9	6.11	1.7	SR4	2/10/2014 22:31	29.47	82.8	5.60	2.6
SR4	2/10/2014 4:36	29.30	79.4	5.34	1.9	SR4	2/10/2014 10:36	29.48	86.4	5.84	3.1	SR4	2/10/2014 16:36	29.97	91.4	6.15	2.3	SR4	2/10/2014 22:36	29.47	82.6	5.57	2.6
SR4	2/10/2014 4:41	29.28	79.4	5.35	1.9	SR4	2/10/2014 10:41	29.49	85.6	5.81	3.0	SR4	2/10/2014 16:41	30.01	91.8	6.17	2.4	SR4	2/10/2014 22:41	29.50	83.2	5.62	2.6
SR4	2/10/2014 4:46	29.28	81.0	5.45	1.7	SR4	2/10/2014 10:46	29.50	85.5	5.80	2.9	SR4	2/10/2014 16:46	29.96	90.9	6.12	2.0	SR4	2/10/2014 22:46	29.35	81.9	5.52	4.0
SR4	2/10/2014 4:51	29.28	75.4	5.07	1.8	SR4	2/10/2014 10:51	29.50	85.5	5.76	3.7	SR4	2/10/2014 16:51	29.95	90.7	6.10	2.3	SR4	2/10/2014 22:51	29.34	81.7	5.52	3.5
SR4	2/10/2014 4:56	29.29	77.6	5.22	2.2	SR4	2/10/2014 10:56	29.53	85.2	5.78	2.9	SR4	2/10/2014 16:56	29.97	91.7	6.16	2.5	SR4	2/10/2014 22:56	29.34	81.8	5.52	3.7
SR4	2/10/2014 5:01	29.25	79.5	5.33	3.1	SR4	2/10/2014 11:01	29.53	85.1	5.77	2.9	SR4	2/10/2014 17:01	29.91	90.5	6.09	2.4	SR4	2/10/2014 23:01	29.34	81.6	5.49	3.7
SR4	2/10/2014 5:06	29.25	78.8	5.29	3.1	SR4	2/10/2014 11:06	29.54	85.7	5.81	3.7	SR4	2/10/2014 17:06	29.80	91.2	6.16	2.5	SR4	2/10/2014 23:06	29.33	81.9	5.52	4.2
SR4	2/10/2014 5:11	29.25	77.6	5.21	2.7	SR4	2/10/2014 11:11	29.53	85.7	5.81	2.8	SR4	2/10/2014 17:11	29.91	92.3	6.22	2.2	SR4	2/10/2014 23:11	29.79	85.0	5.72	2.0
SR4	2/10/2014 5:16	29.27	78.2	5.25	2.3	SR4	2/10/2014 11:16	29.57	86.1	5.84	2.6	SR4	2/10/2014 17:16	29.99	92.8	6.25	2.3	SR4	2/10/2014 23:16	29.75	84.4	5.68	1.9
SR4	2/10/2014 5:21	29.27	77.0	5.15	2.0	SR4	2/10/2014 11:21	29.59	86.1	5.83	2.9	SR4	2/10/2014 17:21	29.76	89.7	6.06	3.0	SR4	2/10/2014 23:21	29.75	85.3	5.76	1.7
SR4	2/10/2014 5:26	29.24	79.8	5.33	3.0	SR4	2/10/2014 11:26	29.58	85.2	5.77	2.9	SR4	2/10/2014 17:26	29.81	90.5	6.11	2.6	SR4	2/10/2014 23:26	29.64	85.4	5.79	1.6
SR4	2/10/2014 5:31	29.24	80.0	5.34	3.1	SR4	2/10/2014 11:31	29.67	86.4	5.84	3.5	SR4	2/10/2014 17:31	29.94	91.3	6.16	2.1	SR4	2/10/2014 23:31	29.62	87.0	5.91	1.8
SR4	2/10/2014 5:36	29.25	80.0	5.34	3.7	SR4	2/10/2014 11:36	29.69	87.3	5.90	2.7	SR4	2/10/2014 17:36	29.93	91.6	6.18	2.1	SR4	2/10/2014 23:36	29.63	86.1	5.83	1.9
SR4	2/10/2014 5:41	29.24	79.6	5.35	3.2	SR4	2/10/2014 11:41	29.64	87.5	5.92	3.2	SR4	2/10/2014 17:41	29.83	90.2	6.08	2.5	SR4	2/10/2014 23:41	29.58	85.5	5.77	2.3
SR4	2/10/2014 5:46	29.24	78.1	5.27	3.0	SR4	2/10/2014 11:46	29.65	87.4	5.92	3.4	SR4	2/10/2014 17:46	29.98	91.5	6.17	1.9	SR4	2/10/2014 23:46	29.59	84.7	5.73	2.4
SR4	2/10/2014 5:51	29.23	77.2	5.20	2.9	SR4	2/10/2014 11:51	29.62	86.3	5.85	3.4	SR4	2/10/2014 17:51	29.62	86.2	5.84	3.9	SR4	2/10/2014 23:51	29.60	86.0	5.82	2.2
SR4	2/10/2014 5:56	29.23	78.8	5.30	3.2	SR4	2/10/2014 11:56	29.63	86.3	5.85	4.4	SR4	2/10/2014 17:56	29.86	89.0	6.01	2.2	SR4	2/10/2014 23:56	29.53	83.4	5.63	2.6

Station	Timestamp	Temp (° C)	DO (%)	DO (mg/L)	Tur (NTU)	Station	Timestamp	Temp (° C)	DO (%)	DO (mg/L)	Tur (NTU)	Station	Timestamp	Temp (° C)	DO (%)	DO (mg/L)	Tur (NTU)	Station	Timestamp	Temp (°C)	DO (%)	DO (mg/L)	Tur (NTU)
SR5	2/10/2014 0:00	29.54	75.4	**4.88**	3.0	SR5	2/10/2014 6:00	29.51	80.8	**5.30**	2.2	SR5	2/10/2014 12:00	29.56	77.3	**5.08**	2.4	SR5	2/10/2014 18:00	29.62	80.5	**5.24**	2.3
SR5	2/10/2014 0:05	29.54	75.5	**4.89**	2.4	SR5	2/10/2014 6:05	29.56	80.5	**5.27**	2.2	SR5	2/10/2014 12:05	29.61	77.5	**5.09**	2.3	SR5	2/10/2014 18:05	29.56	79.1	**5.15**	2.2
SR5	2/10/2014 0:10	29.52	76.6	**4.96**	2.4	SR5	2/10/2014 6:10	29.56	80.9	**5.30**	2.0	SR5	2/10/2014 12:10	29.53	77.1	**5.06**	3.1	SR5	2/10/2014 18:10	29.56	78.2	**5.08**	2.3
SR5	2/10/2014 0:15	29.53	76.2	**4.93**	2.3	SR5	2/10/2014 6:15	29.55	80.1	**5.24**	2.1	SR5	2/10/2014 12:15	29.55	76.8	**5.04**	3.0	SR5	2/10/2014 18:15	29.58	78.4	**5.10**	2.4
SR5	2/10/2014 0:20	29.52	76.1	**4.92**	2.4	SR5	2/10/2014 6:20	29.52	79.9	**5.24**	2.2	SR5	2/10/2014 12:20	29.54	78.0	**5.12**	3.1	SR5	2/10/2014 18:20	29.58	77.9	**5.06**	2.3
SR5	2/10/2014 0:25	29.51	75.7	**4.89**	2.6	SR5	2/10/2014 6:25	29.50	79.9	**5.24**	2.1	SR5	2/10/2014 12:25	29.54	77.8	**5.10**	2.8	SR5	2/10/2014 18:25	29.56	78.5	**5.11**	2.0
SR5	2/10/2014 0:30	29.50	76.7	**4.96**	2.5	SR5	2/10/2014 6:30	29.49	79.6	**5.22**	1.9	SR5	2/10/2014 12:30	29.53	77.8	**5.11**	3.2	SR5	2/10/2014 18:30	29.54	78.4	**5.10**	2.4
SR5	2/10/2014 0:35	29.49	77.1	**4.99**	2.8	SR5	2/10/2014 6:35	29.41	80.9	**5.32**	2.0	SR5	2/10/2014 12:35	29.53	77.1	**5.06**	3.1	SR5	2/10/2014 18:35	29.54	79.8	**5.21**	2.1
SR5	2/10/2014 0:40	29.49	78.1	**5.05**	2.6	SR5	2/10/2014 6:40	29.42	81.7	**5.38**	2.0	SR5	2/10/2014 12:40	29.58	74.1	**4.87**	2.7	SR5	2/10/2014 18:40	29.54	78.9	**5.13**	2.2
SR5	2/10/2014 0:45	29.49	77.7	**5.03**	2.6	SR5	2/10/2014 6:45	29.40	82.2	5.41	2.0	SR5	2/10/2014 12:45	29.55	77.3	**5.07**	2.8	SR5	2/10/2014 18:45	29.54	78.2	**5.08**	2.4
SR5	2/10/2014 0:50	29.50	76.9	**4.98**	2.4	SR5	2/10/2014 6:50	29.38	82.2	5.42	2.0	SR5	2/10/2014 12:50	29.51	75.3	**4.93**	3.7	SR5	2/10/2014 18:50	29.54	78.1	**5.08**	2.4
SR5	2/10/2014 0:55	29.47	77.2	**4.99**	2.6	SR5	2/10/2014 6:55	29.42	82.6	5.45	2.1	SR5	2/10/2014 12:55	29.51	74.4	**4.87**	3.3	SR5	2/10/2014 18:55	29.56	78.3	**5.09**	2.4
SR5	2/10/2014 1:00	29.48	76.8	**4.97**	2.7	SR5	2/10/2014 7:00	29.43	81.7	**5.38**	2.3	SR5	2/10/2014 13:00	29.56	75.0	**4.92**	2.9	SR5	2/10/2014 19:00	29.54	78.7	**5.13**	2.2
SR5	2/10/2014 1:05	29.47	75.7	**4.89**	2.9	SR5	2/10/2014 7:05	29.51	81.4	**5.35**	2.2	SR5	2/10/2014 13:05	29.55	74.1	**4.85**	2.8	SR5	2/10/2014 19:05	29.54	78.7	**5.13**	1.9
SR5	2/10/2014 1:10	29.45	75.4	**4.87**	2.8	SR5	2/10/2014 7:10	29.44	81.3	**5.36**	2.0	SR5	2/10/2014 13:10	29.53	73.9	**4.84**	2.8	SR5	2/10/2014 19:10	29.74	84.4	5.49	1.7
SR5	2/10/2014 1:15	29.46	74.4	**4.80**	2.7	SR5	2/10/2014 7:15	29.46	81.9	5.39	2.3	SR5	2/10/2014 13:15	29.50	72.6	**4.74**	3.8	SR5	2/10/2014 19:15	29.73	84.6	5.50	1.7
SR5	2/10/2014 1:20	29.43	75.7	**4.89**	3.1	SR5	2/10/2014 7:20	29.50	82.4	5.42	2.0	SR5	2/10/2014 13:20	29.46	72.4	**4.71**	3.1	SR5	2/10/2014 19:20	29.73	83.8	5.45	1.8
SR5	2/10/2014 1:25	29.44	75.0	**4.84**	2.9	SR5	2/10/2014 7:25	29.46	83.3	5.49	1.8	SR5	2/10/2014 13:25	29.44	73.1	**4.75**	3.2	SR5	2/10/2014 19:25	29.73	84.9	5.53	1.6
SR5	2/10/2014 1:30	29.41	75.5	**4.88**	2.8	SR5	2/10/2014 7:30	29.48	83.2	5.48	1.9	SR5	2/10/2014 13:30	29.44	73.1	**4.75**	4.0	SR5	2/10/2014 19:30	29.75	84.5	5.50	1.7
SR5	2/10/2014 1:35	29.41	75.2	**4.85**	2.8	SR5	2/10/2014 7:35	29.47	82.9	5.47	2.1	SR5	2/10/2014 13:35	29.45	72.6	**4.72**	3.4	SR5	2/10/2014 19:35	29.74	84.4	5.49	1.9
SR5	2/10/2014 1:40	29.42	75.1	**4.85**	2.8	SR5	2/10/2014 7:40	29.48	82.6	5.45	2.0	SR5	2/10/2014 13:40	29.47	71.3	**4.64**	3.3	SR5	2/10/2014 19:40	29.76	84.5	5.49	1.7
SR5	2/10/2014 1:45	29.45	74.1	**4.79**	2.7	SR5	2/10/2014 7:45	29.48	82.5	5.44	2.3	SR5	2/10/2014 13:45	29.45	71.6	**4.65**	3.2	SR5	2/10/2014 19:45	29.76	84.7	5.51	1.8
SR5	2/10/2014 1:50	29.40	76.4	**4.93**	2.9	SR5	2/10/2014 7:50	29.52	81.7	**5.37**	2.3	SR5	2/10/2014 13:50	29.46	72.0	**4.68**	3.6	SR5	2/10/2014 19:50	29.75	85.3	5.55	1.8
SR5	2/10/2014 1:55	29.50	79.2	**5.14**	2.0	SR5	2/10/2014 7:55	29.48	82.0	5.40	1.8	SR5	2/10/2014 13:55	29.44	73.1	**4.74**	2.9	SR5	2/10/2014 19:55	29.75	85.8	5.58	1.7
SR5	2/10/2014 2:00	29.52	80.9	**5.25**	2.2	SR5	2/10/2014 8:00	29.49	81.3	**5.35**	2.0	SR5	2/10/2014 14:00	29.43	72.8	**4.73**	3.2	SR5	2/10/2014 20:00	29.74	85.5	5.56	1.8
SR5	2/10/2014 2:05	29.55	80.8	**5.25**	2.1	SR5	2/10/2014 8:05	29.49	81.6	**5.37**	2.4	SR5	2/10/2014 14:05	29.48	72.0	**4.68**	3.6	SR5	2/10/2014 20:05	29.75	84.8	5.51	1.7
SR5	2/10/2014 2:10	29.55	81.7	**5.31**	1.8	SR5	2/10/2014 8:10	29.48	81.5	**5.37**	2.4	SR5	2/10/2014 14:10	29.44	71.5	**4.64**	3.7	SR5	2/10/2014 20:10	29.75	84.6	5.50	1.9
SR5	2/10/2014 2:15	29.57	81.0	**5.26**	2.0	SR5	2/10/2014 8:15	29.52	81.1	**5.33**	2.5	SR5	2/10/2014 14:15	29.44	71.6	**4.65**	3.5	SR5	2/10/2014 20:15	29.72	83.6	5.44	1.8
SR5	2/10/2014 2:20	29.54	80.5	**5.22**	2.0	SR5	2/10/2014 8:20	29.51	81.5	**5.36**	2.3	SR5	2/10/2014 14:20	29.43	71.6	**4.64**	3.7	SR5	2/10/2014 20:20	29.73	83.3	5.42	1.8
SR5	2/10/2014 2:25	29.54	80.2	**5.21**	2.0	SR5	2/10/2014 8:25	29.49	81.9	5.40	2.3	SR5	2/10/2014 14:25	29.43	71.7	**4.65**	3.3	SR5	2/10/2014 20:25	29.74	82.6	**5.37**	1.5
SR5	2/10/2014 2:30	29.53	80.3	**5.22**	2.0	SR5	2/10/2014 8:30	29.50	81.4	**5.36**	2.3	SR5	2/10/2014 14:30	29.45	71.5	**4.64**	3.9	SR5	2/10/2014 20:30	29.74	82.1	**5.34**	1.7
SR5	2/10/2014 2:35	29.53	79.6	**5.17**	2.0	SR5	2/10/2014 8:35	29.49	79.8	**5.25**	2.4	SR5	2/10/2014 14:35	29.46	71.4	**4.63**	3.7	SR5	2/10/2014 20:35	29.74	82.1	**5.34**	1.8
SR5	2/10/2014 2:40	29.54	79.9	**5.19**	2.0	SR5	2/10/2014 8:40	29.50	79.3	**5.22**	2.3	SR5	2/10/2014 14:40	29.51	71.6	**4.64**	3.6	SR5	2/10/2014 20:40	29.73	81.9	**5.33**	1.6
SR5	2/10/2014 2:45	29.53	79.2	**5.14**	2.0	SR5	2/10/2014 8:45	29.50	78.8	**5.18**	2.7	SR5	2/10/2014 14:45	29.44	71.3	**4.63**	3.3	SR5	2/10/2014 20:45	29.73	81.5	**5.30**	1.5
SR5	2/10/2014 2:50	29.53	79.8	**5.18**	2.1	SR5	2/10/2014 8:50	29.51	78.6	**5.17**	2.8	SR5	2/10/2014 14:50	29.44	70.8	**4.60**	3.0	SR5	2/10/2014 20:50	29.71	84.1	5.48	1.4
SR5	2/10/2014 2:55	29.53	78.6	**5.10**	2.1	SR5	2/10/2014 8:55	29.51	79.2	**5.21**	3.3	SR5	2/10/2014 14:55	29.47	70.9	**4.60**	3.5	SR5	2/10/2014 20:55	29.73	82.1	**5.35**	1.5
SR5	2/10/2014 3:00	29.53	79.4	**5.16**	2.1	SR5	2/10/2014 9:00	29.51	79.2	**5.21**	3.3	SR5	2/10/2014 15:00	29.46	71.2	**4.62**	3.1	SR5	2/10/2014 21:00	29.73	82.6	**5.38**	1.5
SR5	2/10/2014 3:05	29.51	78.0	**5.07**	1.8	SR5	2/10/2014 9:05	29.50	79.8	**5.26**	2.2	SR5	2/10/2014 15:05	29.44	71.9	**4.66**	3.0	SR5	2/10/2014 21:05	29.73	83.0	5.40	1.6
SR5	2/10/2014 3:10	29.51	77.7	**5.05**	1.8	SR5	2/10/2014 9:10	29.50	79.4	**5.22**	2.5	SR5	2/10/2014 15:10	29.45	71.8	**4.65**	2.9	SR5	2/10/2014 21:10	29.73	81.3	**5.29**	1.5
SR5	2/10/2014 3:15	29.51	78.3	**5.09**	1.9	SR5	2/10/2014 9:15	29.47	78.9	**5.20**	2.1	SR5	2/10/2014 15:15	29.46	71.1	**4.62**	2.7	SR5	2/10/2014 21:15	29.73	83.2	5.42	1.4
SR5	2/10/2014 3:20	29.51	78.4	**5.09**	1.9	SR5	2/10/2014 9:20	29.42	77.8	**5.14**	2.4	SR5	2/10/2014 15:20	29.43	69.8	**4.52**	3.2	SR5	2/10/2014 21:20	29.72	83.9	5.47	1.4
SR5	2/10/2014 3:25	29.51	78.4	**5.09**	1.8	SR5	2/10/2014 9:25	29.45	78.1	**5.15**	2.3	SR5	2/10/2014 15:25	29.43	69.1	**4.48**	2.8	SR5	2/10/2014 21:25	29.72	84.1	5.48	1.4
SR5	2/10/2014 3:30	29.48	80.7	**5.26**	2.0	SR5	2/10/2014 9:30	29.47	78.2	**5.15**	2.3	SR5	2/10/2014 15:30	29.44	72.4	**4.69**	2.6	SR5	2/10/2014 21:30	29.72	83.5	5.44	1.4
SR5	2/10/2014 3:35	29.48	81.0	**5.28**	1.9	SR5	2/10/2014 9:35	29.49	78.2	**5.15**	2.3	SR5	2/10/2014 15:35	29.44	73.6	**4.77**	3.4	SR5	2/10/2014 21:35	29.73	83.5	5.43	1.6
SR5	2/10/2014 3:40	29.47	80.7	**5.26**	1.9	SR5	2/10/2014 9:40	29.49	77.5	**5.10**	2.3	SR5	2/10/2014 15:40	29.44	74.3	**4.81**	2.6	SR5	2/10/2014 21:40	29.72	84.1	5.48	1.4
SR5	2/10/2014 3:45	29.46	81.2	**5.30**	1.9	SR5	2/10/2014 9:45	29.49	77.8	**5.12**	2.3	SR5	2/10/2014 15:45	29.44	72.4	**4.69**	3.0	SR5	2/10/2014 21:45	29.72	82.3	**5.35**	1.6
SR5	2/10/2014 3:50	29.47	81.0	**5.28**	1.9	SR5	2/10/2014 9:50	29.49	77.1	**5.08**	2.5	SR5	2/10/2014 15:50	29.44	71.6	**4.64**	2.9	SR5	2/10/2014 21:50	29.65	86.3	5.64	1.0
SR5	2/10/2014 3:55	29.45	81.2	**5.30**	2.1	SR5	2/10/2014 9:55	29.49	77.3	**5.09**	2.5	SR5	2/10/2014 15:55	29.44	74.1	**4.80**	3.2	SR5	2/10/2014 21:55	29.76	85.9	5.60	1.1
SR5	2/10/2014 4:00	29.46	79.7	**5.20**	1.9	SR5	2/10/2014 10:00	29.49	77.1	**5.08**	2.4	SR5	2/10/2014 16:00	29.46	71.4	**4.63**	2.7	SR5	2/10/2014 22:00	29.75	86.1	5.62	1.1
SR5	2/10/2014 4:05	29.46	80.8	**5.27**	1.9	SR5	2/10/2014 10:05	29.48	76.3	**5.03**	2.7	SR5	2/10/2014 16:05	29.44	71.8	**4.65**	2.6	SR5	2/10/2014 22:05	29.79	85.7	5.59	1.2
SR5	2/10/2014 4:10	29.45	82.1	**5.36**	1.7	SR5	2/10/2014 10:10	29.48	76.1	**5.02**	3.2	SR5	2/10/2014 16:10	29.44	73.2	**4.74**	3.1	SR5	2/10/2014 22:10	29.79	85.2	5.55	1.2
SR5	2/10/2014 4:15	29.43	82.9	5.43	1.7	SR5	2/10/2014 10:15	29.48	76.2	**5.02**	3.8	SR5	2/10/2014 16:15	29.44	72.6	**4.70**	2.6	SR5	2/10/2014 22:15	29.79	85.9	5.60	1.2
SR5	2/10/2014 4:20	29.44	82.3	**5.38**	1.7	SR5	2/10/2014 10:20	29.48	75.4	**4.97**	2.5	SR5	2/10/2014 16:20	29.44	74.5	**4.82**	2.5	SR5	2/10/2014 22:20	29.80	86.3	5.63	1.2
SR5	2/10/2014 4:25	29.40	82.6	5.41	1.6	SR5	2/10/2014 10:25	29.46	76.2	**5.02**	2.8	SR5	2/10/2014 16:25	29.43	74.1	**4.79**	3.1	SR5	2/10/2014 22:25	29.81	86.9	5.67	1.3
SR5	2/10/2014 4:30	29.41	84.1	5.52	1.6	SR5	2/10/2014 10:30	29.47	76.9	**5.06**	2.5	SR5	2/10/2014 16:30	29.43	73.7	**4.77**	3.0	SR5	2/10/2014 22:30	29.77	88.7	5.81	1.3
SR5	2/10/2014 4:35	29.48	83.1	5.44	1.6	SR5	2/10/2014 10:35	29.48	74.6	**4.91**	2.3	SR5	2/10/2014 16:35	29.42	73.2	**4.74**	3.0	SR5	2/10/2014 22:35	29.87	87.6	5.74	1.7
SR5	2/10/2014 4:40	29.50	83.0	5.43	1.7	SR5	2/10/2014 10:40	29.48	73.2	**4.82**	2.5	SR5	2/10/2014 16:40	29.43	72.3	**4.68**	2.6	SR5	2/10/2014 22:40	29.84	86.8	5.68	1.6
SR5	2/10/2014 4:45	29.51	82.6	5.41	1.7	SR5	2/10/2014 10:45	29.50	74.1	**4.88**	2.2	SR5	2/10/2014 16:45	29.43	71.4	**4.62**	2.7	SR5	2/10/2014 22:45	29.85	86.3	5.65	1.7
SR5	2/10/2014 4:50	29.50	83.0	5.44	1.6	SR5	2/10/2014 10:50	29.52	74.1	**4.88**	2.2	SR5	2/10/2014 16:50	29.42	70.5	**4.56**	3.2	SR5	2/10/2014 22:50	29.86	86.0	5.63	1.6
SR5	2/10/2014 4:55	29.47	83.2	5.46	1.7	SR5	2/10/2014 10:55	29.50	74.9	**4.93**	2.5	SR5	2/10/2014 16:55	29.42	70.4	**4.55**	2.7	SR5	2/10/2014 22:55	29.80	86.7	5.69	1.7
SR5	2/10/2014 5:00	29.51	83.8	5.50	1.6	SR5	2/10/2014 11:00	29.50	75.4	**4.96**	2.4	SR5	2/10/2014 17:00	29.40	72.2	**4.66**	3.4	SR5	2/10/2014 23:00	29.87	85.9	5.61	1.8
SR5	2/10/2014 5:05	29.52	83.7	5.49	1.6	SR5	2/10/2014 11:05	29.58	78.6	**5.16**	2.4	SR5	2/10/2014 17:05	29.40	71.5	**4.62**	3.1	SR5	2/10/2014 23:05	29.85	85.5	5.59	1.8
SR5	2/10/2014 5:10	29.49	84.7	5.56	1.6	SR5	2/10/2014 11:10	29.59	78.2	**5.14**	2.2	SR5	2/10/2014 17:10	29.40	70.9	**4.59**	3.0	SR5	2/10/2014 23:10	29.86	84.8	5.54	1.5
SR5	2/10/2014 5:15	29.47	84.1	5.52	1.7	SR5	2/10/2014 11:15	29.62	79.9	**5.24**	2.6	SR5	2/10/2014 17:15	29.41	71.4	**4.62**	2.6	SR5	2/10/2014 23:15	29.84	85.2	5.58	1.9
SR5	2/10/2014 5:20	29.50	83.0	5.44	1.9	SR5	2/10/2014 11:20	29.63	80.1	**5.26**	2.3	SR5	2/10/2014 17:20	29.46	74.3	**4.80**	2.8	SR5	2/10/2014 23:20	29.84	85.4	5.58	1.8
SR5	2/10/2014 5:25	29.47	82.6	5.42	2.1	SR5	2/10/2014 11:25	29.62	79.3	**5.21**	2.6	SR5	2/10/2014 17:25	29.52	72.8	**4.71**	2.4	SR5	2/10/2014 23:25	29.85	84.7	5.54	1.8
SR5	2/10/2014 5:30	29.49	83.0	5.45	1.7	SR5	2/10/2014 11:30	29.62	79.5	**5.22**	2.9	SR5	2/10/2014 17:30	29.61	77.4	**5.02**	2.1	SR5	2/10/2014 23:30	29.83	83.4	5.46	1.6
SR5	2/10/2014 5:35	29.50	81.8	**5.37**	1.6	SR5	2/10/2014 11:35	29.54	78.5	**5.16**	2.7	SR5	2/10/2014 17:35	29.63	80.9	**5.26**	2.3	SR5	2/10/2014 23:35	29.83	84.6	5.54	1.8
SR5	2/10/2014 5:40	29.51	82.6	5.42	1.7	SR5	2/10/2014 11:40	29.54	78.3	**5.15**	2.4	SR5	2/10/2014 17:40	29.63	79.9	**5.19**	2.2	SR5	2/10/2014 23:40	29.83	84.1	5.51	1.6
SR5	2/10/2014 5:45	29.45	82.3	5.40	1.9	SR5	2/10/2014 11:45	29.63	80.2	**5.26**	2.5	SR5	2/10/2014 17:45	29.62	79.6	**5.17**	2.4	SR5	2/10/2014 23:45	29.82	84.3	5.52	1.7
SR5	2/10/2014 5:50	29.47	81.5	**5.34**	2.0	SR5	2/10/2014 11:50	29.56	79.2	**5.20**	2.8	SR5	2/10/2014 17:50	29.58	80.0	**5.21**	2.1	SR5	2/10/2014 23:50	29.80	84.9	5.56	1.7
SR5	2/10/2014 5:55	29.48	81.1	**5.33**	2.2	SR5	2/10/2014 11:55	29.60	79.8	**5.24**	2.3	SR5	2/10/2014 17:55	29.57	79.6	**5.17**	2.3	SR5	2/10/2014 23:55	29.77	85.0	5.58	1.6

Station	Timestamp	Temp (° C)	DO (%)	DO (mg/L)	Tur (NTU)	Station	Timestamp	Temp (° C)	DO (%)	DO (mg/L)	Tur (NTU)	Station	Timestamp	Temp (° C)	DO (%)	DO (mg/L)	Tur (NTU)	Station	Timestamp	Temp (°C)	DO (%)	DO (mg/L)	Tur (NTU)
SR9	2/10/2014 0:00	30.12	145.9	9.48	2.1	SR9	2/10/2014 6:00	29.82	116.8	7.68	1.8	SR9	2/10/2014 12:00	29.95	131.4	8.58	1.3	SR9	2/10/2014 18:00	30.01	153.4	10.08	3.1
SR9	2/10/2014 0:05	30.13	145.9	9.47	2.2	SR9	2/10/2014 6:05	29.82	116.0	7.63	2.1	SR9	2/10/2014 12:05	29.91	132.3	8.64	1.2	SR9	2/10/2014 18:05	29.97	144.7	9.53	3.5
SR9	2/10/2014 0:10	30.15	148.0	9.50	2.0	SR9	2/10/2014 6:10	29.81	114.3	7.52	1.8	SR9	2/10/2014 12:10	30.08	133.3	8.65	1.4	SR9	2/10/2014 18:10	29.95	146.5	9.64	3.3
SR9	2/10/2014 0:15	30.14	149.2	9.62	2.1	SR9	2/10/2014 6:15	29.79	113.7	7.48	2.1	SR9	2/10/2014 12:15	29.86	133.9	8.74	1.3	SR9	2/10/2014 18:15	29.99	152.5	10.03	2.7
SR9	2/10/2014 0:20	30.15	149.6	9.72	1.8	SR9	2/10/2014 6:20	29.78	110.1	7.25	1.9	SR9	2/10/2014 12:20	29.96	135.5	8.82	1.4	SR9	2/10/2014 18:20	30.00	153.3	10.09	2.8
SR9	2/10/2014 0:25	30.15	151.0	9.63	1.9	SR9	2/10/2014 6:25	29.79	112.2	7.38	2.0	SR9	2/10/2014 12:25	30.15	136.4	8.85	1.3	SR9	2/10/2014 18:25	29.95	152.3	10.03	3.0
SR9	2/10/2014 0:30	30.14	150.7	9.64	1.7	SR9	2/10/2014 6:30	29.78	109.1	7.16	**4.9**	SR9	2/10/2014 12:30	30.01	137.1	8.92	1.6	SR9	2/10/2014 18:30	29.93	149.2	9.82	2.9
SR9	2/10/2014 0:35	30.14	149.9	9.60	1.8	SR9	2/10/2014 6:35	29.75	108.6	7.14	2.2	SR9	2/10/2014 12:35	30.08	137.6	8.94	**13.4**	SR9	2/10/2014 18:35	29.93	146.8	9.64	3.0
SR9	2/10/2014 0:40	30.13	150.3	9.64	1.8	SR9	2/10/2014 6:40	29.70	105.6	6.95	1.9	SR9	2/10/2014 12:40	29.97	137.9	9.01	1.5	SR9	2/10/2014 18:40	29.90	142.7	9.31	3.5
SR9	2/10/2014 0:45	30.14	150.3	9.63	1.8	SR9	2/10/2014 6:45	29.71	106.2	6.99	2.0	SR9	2/10/2014 12:45	29.91	139.3	9.10	1.7	SR9	2/10/2014 18:45	29.87	138.6	9.08	3.8
SR9	2/10/2014 0:50	30.13	149.8	9.59	1.8	SR9	2/10/2014 6:50	29.72	107.7	7.10	1.8	SR9	2/10/2014 12:50	30.00	140.7	9.17	1.6	SR9	2/10/2014 18:50	29.86	134.1	8.78	4.2
SR9	2/10/2014 0:55	30.13	149.5	9.57	1.8	SR9	2/10/2014 6:55	29.72	108.1	7.11	1.8	SR9	2/10/2014 12:55	29.92	141.1	9.21	1.7	SR9	2/10/2014 18:55	29.83	129.6	8.47	**4.9**
SR9	2/10/2014 1:00	30.13	149.0	9.53	1.9	SR9	2/10/2014 7:00	29.72	107.2	7.07	2.0	SR9	2/10/2014 13:00	29.89	140.2	9.19	1.8	SR9	2/10/2014 19:00	29.86	129.9	8.56	4.4
SR9	2/10/2014 1:05	30.13	148.3	9.50	1.8	SR9	2/10/2014 7:05	29.70	106.6	7.02	1.9	SR9	2/10/2014 13:05	29.92	141.8	9.27	1.5	SR9	2/10/2014 19:05	29.82	125.6	8.23	**5.1**
SR9	2/10/2014 1:10	30.13	147.8	9.45	2.0	SR9	2/10/2014 7:10	29.67	104.6	6.90	2.1	SR9	2/10/2014 13:10	29.82	139.1	9.12	1.7	SR9	2/10/2014 19:10	29.80	122.0	8.05	**5.4**
SR9	2/10/2014 1:15	30.12	148.1	9.46	2.6	SR9	2/10/2014 7:15	29.67	104.2	6.87	1.8	SR9	2/10/2014 13:15	29.88	142.8	9.35	1.5	SR9	2/10/2014 19:15	29.84	123.7	8.11	**5.2**
SR9	2/10/2014 1:20	30.14	148.1	9.46	2.0	SR9	2/10/2014 7:20	29.68	104.4	6.87	2.2	SR9	2/10/2014 13:20	29.90	143.0	9.37	2.4	SR9	2/10/2014 19:20	29.79	119.5	7.84	**5.8**
SR9	2/10/2014 1:25	30.13	147.8	9.44	2.0	SR9	2/10/2014 7:25	29.67	103.8	6.84	1.9	SR9	2/10/2014 13:25	29.87	144.0	9.43	1.7	SR9	2/10/2014 19:25	29.76	116.5	7.64	**6.3**
SR9	2/10/2014 1:30	30.12	147.1	9.41	2.3	SR9	2/10/2014 7:30	29.69	105.3	6.94	1.8	SR9	2/10/2014 13:30	29.86	144.7	9.47	1.8	SR9	2/10/2014 19:30	29.75	114.4	7.49	**6.5**
SR9	2/10/2014 1:35	30.12	147.0	9.41	2.3	SR9	2/10/2014 7:35	29.70	106.1	7.00	2.3	SR9	2/10/2014 13:35	29.90	144.3	9.49	1.7	SR9	2/10/2014 19:35	29.75	114.4	7.50	**6.8**
SR9	2/10/2014 1:40	30.12	146.5	9.51	2.1	SR9	2/10/2014 7:40	29.69	106.2	7.00	1.7	SR9	2/10/2014 13:40	29.89	143.4	9.43	1.7	SR9	2/10/2014 19:40	29.71	112.2	7.35	**6.4**
SR9	2/10/2014 1:45	30.13	146.6	9.49	2.1	SR9	2/10/2014 7:45	29.69	105.7	6.96	1.9	SR9	2/10/2014 13:45	29.95	142.0	9.34	1.6	SR9	2/10/2014 19:45	29.66	108.5	7.11	**7.0**
SR9	2/10/2014 1:50	30.12	145.8	9.44	2.1	SR9	2/10/2014 7:50	29.68	104.2	6.87	1.9	SR9	2/10/2014 13:50	29.93	140.5	9.28	1.7	SR9	2/10/2014 19:50	29.72	112.2	7.36	**7.1**
SR9	2/10/2014 1:55	30.13	146.1	9.44	1.9	SR9	2/10/2014 7:55	29.68	104.6	6.91	2.0	SR9	2/10/2014 13:55	29.94	142.2	9.34	1.8	SR9	2/10/2014 19:55	29.68	111.0	7.26	**6.1**
SR9	2/10/2014 2:00	30.13	145.5	9.41	1.7	SR9	2/10/2014 8:00	29.67	104.5	6.91	1.9	SR9	2/10/2014 14:00	29.98	138.2	9.11	2.6	SR9	2/10/2014 20:00	29.66	108.3	7.10	**6.3**
SR9	2/10/2014 2:05	30.13	144.8	9.38	1.9	SR9	2/10/2014 8:05	29.67	103.7	6.89	1.7	SR9	2/10/2014 14:05	29.92	139.9	9.21	2.1	SR9	2/10/2014 20:05	29.67	107.6	7.04	**6.1**
SR9	2/10/2014 2:10	30.12	144.4	9.34	1.7	SR9	2/10/2014 8:10	29.67	103.8	6.90	1.7	SR9	2/10/2014 14:10	29.90	139.2	9.18	2.2	SR9	2/10/2014 20:10	29.67	109.1	7.19	**6.8**
SR9	2/10/2014 2:15	30.12	144.5	9.35	1.8	SR9	2/10/2014 8:15	29.72	105.7	7.03	1.3	SR9	2/10/2014 14:15	29.90	139.6	9.22	2.2	SR9	2/10/2014 20:15	29.71	113.6	7.48	**5.8**
SR9	2/10/2014 2:20	30.11	144.1	9.30	1.9	SR9	2/10/2014 8:20	29.70	105.1	6.98	1.6	SR9	2/10/2014 14:20	29.90	140.8	9.31	2.0	SR9	2/10/2014 20:20	29.67	111.6	7.35	**5.8**
SR9	2/10/2014 2:25	30.11	143.9	9.33	1.7	SR9	2/10/2014 8:25	29.69	105.0	6.98	1.4	SR9	2/10/2014 14:25	29.93	142.6	9.37	2.1	SR9	2/10/2014 20:25	29.68	113.8	7.46	**5.4**
SR9	2/10/2014 2:30	30.10	143.1	9.28	1.9	SR9	2/10/2014 8:30	29.73	106.7	7.08	1.2	SR9	2/10/2014 14:30	29.91	144.0	9.48	2.1	SR9	2/10/2014 20:30	29.70	115.0	7.56	**5.5**
SR9	2/10/2014 2:35	30.11	142.0	9.19	1.8	SR9	2/10/2014 8:35	29.76	110.2	7.30	1.3	SR9	2/10/2014 14:35	29.93	144.0	9.48	2.0	SR9	2/10/2014 20:35	29.69	114.5	7.53	**4.9**
SR9	2/10/2014 2:40	30.10	141.4	9.09	1.8	SR9	2/10/2014 8:40	29.75	109.9	7.28	1.3	SR9	2/10/2014 14:40	29.94	146.2	9.61	2.2	SR9	2/10/2014 20:40	29.70	115.3	7.56	**5.5**
SR9	2/10/2014 2:45	30.10	141.7	9.10	1.9	SR9	2/10/2014 8:45	29.73	108.3	7.19	1.3	SR9	2/10/2014 14:45	29.88	145.5	9.58	2.3	SR9	2/10/2014 20:45	29.70	115.3	7.57	**5.2**
SR9	2/10/2014 2:50	30.10	141.6	9.09	1.9	SR9	2/10/2014 8:50	29.75	110.6	7.33	1.4	SR9	2/10/2014 14:50	29.86	141.9	9.34	2.9	SR9	2/10/2014 20:50	29.68	113.1	7.42	**5.6**
SR9	2/10/2014 2:55	30.09	141.5	9.09	1.7	SR9	2/10/2014 8:55	29.72	109.6	7.28	1.5	SR9	2/10/2014 14:55	29.83	137.2	9.00	3.7	SR9	2/10/2014 20:55	29.69	113.3	7.42	**5.6**
SR9	2/10/2014 3:00	30.08	141.4	9.14	2.0	SR9	2/10/2014 9:00	29.76	113.1	7.51	1.6	SR9	2/10/2014 15:00	29.84	138.7	9.09	3.7	SR9	2/10/2014 21:00	29.69	112.7	7.39	**5.3**
SR9	2/10/2014 3:05	30.08	140.7	9.09	2.1	SR9	2/10/2014 9:05	29.72	110.8	7.36	1.4	SR9	2/10/2014 15:05	29.86	142.3	9.35	3.7	SR9	2/10/2014 21:05	29.67	112.9	7.41	4.5
SR9	2/10/2014 3:10	30.07	139.9	9.06	1.6	SR9	2/10/2014 9:10	29.76	114.7	7.62	1.4	SR9	2/10/2014 15:10	29.86	141.9	9.33	3.3	SR9	2/10/2014 21:10	29.64	111.4	7.29	**5.1**
SR9	2/10/2014 3:15	30.07	140.0	9.08	**9.3**	SR9	2/10/2014 9:15	29.75	115.2	7.61	1.5	SR9	2/10/2014 15:15	29.87	142.2	9.34	3.9	SR9	2/10/2014 21:15	29.63	111.2	7.30	**5.1**
SR9	2/10/2014 3:20	30.06	140.0	9.08	2.5	SR9	2/10/2014 9:20	29.74	112.8	7.44	1.9	SR9	2/10/2014 15:20	29.87	139.4	9.14	3.9	SR9	2/10/2014 21:20	29.64	111.2	7.31	4.6
SR9	2/10/2014 3:25	30.03	139.0	9.01	1.7	SR9	2/10/2014 9:25	29.73	112.7	7.47	1.8	SR9	2/10/2014 15:25	29.91	145.1	9.52	3.7	SR9	2/10/2014 21:25	29.66	111.3	7.31	**5.1**
SR9	2/10/2014 3:30	30.03	138.1	8.95	1.6	SR9	2/10/2014 9:30	29.75	116.7	7.73	1.4	SR9	2/10/2014 15:30	29.90	145.7	9.59	3.4	SR9	2/10/2014 21:30	29.66	111.7	7.31	**4.9**
SR9	2/10/2014 3:35	30.01	136.8	8.88	1.9	SR9	2/10/2014 9:35	29.76	119.3	7.90	1.3	SR9	2/10/2014 15:35	29.93	148.3	9.76	3.5	SR9	2/10/2014 21:35	29.66	111.7	7.34	4.7
SR9	2/10/2014 3:40	30.02	137.7	8.92	1.8	SR9	2/10/2014 9:40	29.75	121.4	8.04	1.2	SR9	2/10/2014 15:40	29.90	141.4	9.29	3.8	SR9	2/10/2014 21:40	29.66	111.9	7.34	**4.9**
SR9	2/10/2014 3:45	30.02	137.7	8.94	2.3	SR9	2/10/2014 9:45	29.78	123.4	8.15	1.1	SR9	2/10/2014 15:45	29.91	142.7	9.37	4.3	SR9	2/10/2014 21:45	29.68	113.6	7.46	**4.8**
SR9	2/10/2014 3:50	30.02	137.4	8.89	1.9	SR9	2/10/2014 9:50	29.79	124.4	8.21	1.5	SR9	2/10/2014 15:50	29.90	139.7	9.17	4.2	SR9	2/10/2014 21:50	29.70	114.9	7.57	4.6
SR9	2/10/2014 3:55	30.02	136.5	8.90	1.7	SR9	2/10/2014 9:55	29.80	125.9	8.29	1.4	SR9	2/10/2014 15:55	29.89	131.3	8.63	4.7	SR9	2/10/2014 21:55	29.69	115.0	7.55	4.5
SR9	2/10/2014 4:00	30.01	135.2	8.77	1.8	SR9	2/10/2014 10:00	29.82	127.3	8.35	1.4	SR9	2/10/2014 16:00	29.94	138.1	9.05	**5.4**	SR9	2/10/2014 22:00	29.67	113.7	7.47	4.2
SR9	2/10/2014 4:05	30.00	135.3	8.79	1.9	SR9	2/10/2014 10:05	29.79	128.3	8.44	1.4	SR9	2/10/2014 16:05	29.86	131.3	8.62	4.5	SR9	2/10/2014 22:05	29.69	115.0	7.55	4.0
SR9	2/10/2014 4:10	30.00	134.0	8.81	2.0	SR9	2/10/2014 10:10	29.80	129.3	8.48	1.3	SR9	2/10/2014 16:10	29.89	133.0	8.75	4.6	SR9	2/10/2014 22:10	29.69	115.4	7.58	4.1
SR9	2/10/2014 4:15	29.99	135.0	8.87	1.6	SR9	2/10/2014 10:15	29.84	130.9	8.58	1.2	SR9	2/10/2014 16:15	29.92	138.2	9.07	4.4	SR9	2/10/2014 22:15	29.70	119.0	7.83	3.9
SR9	2/10/2014 4:20	29.98	135.1	8.87	1.7	SR9	2/10/2014 10:20	29.84	133.0	8.73	1.3	SR9	2/10/2014 16:20	29.94	140.3	9.21	4.2	SR9	2/10/2014 22:20	29.71	121.1	7.99	3.4
SR9	2/10/2014 4:25	29.97	134.8	8.84	1.7	SR9	2/10/2014 10:25	29.89	133.2	8.73	1.3	SR9	2/10/2014 16:25	29.92	139.9	9.18	3.6	SR9	2/10/2014 22:25	29.76	126.1	8.26	3.0
SR9	2/10/2014 4:30	29.97	134.8	8.83	1.5	SR9	2/10/2014 10:30	29.87	135.4	8.86	1.2	SR9	2/10/2014 16:30	29.93	142.4	9.31	3.7	SR9	2/10/2014 22:30	29.82	132.6	8.69	2.8
SR9	2/10/2014 4:35	29.96	134.7	8.85	1.6	SR9	2/10/2014 10:35	29.82	132.9	8.72	1.2	SR9	2/10/2014 16:35	29.86	140.9	9.24	2.8	SR9	2/10/2014 22:35	29.81	133.4	8.73	2.9
SR9	2/10/2014 4:40	29.96	134.4	8.81	2.5	SR9	2/10/2014 10:40	29.93	138.7	9.10	1.2	SR9	2/10/2014 16:40	29.94	143.7	9.44	3.2	SR9	2/10/2014 22:40	29.80	135.1	8.85	2.8
SR9	2/10/2014 4:45	29.96	133.5	8.74	1.7	SR9	2/10/2014 10:45	30.04	138.4	9.04	1.0	SR9	2/10/2014 16:45	30.03	150.0	9.88	3.7	SR9	2/10/2014 22:45	29.74	128.4	8.42	3.2
SR9	2/10/2014 4:50	29.93	130.9	8.57	1.9	SR9	2/10/2014 10:50	29.98	137.9	9.00	1.5	SR9	2/10/2014 16:50	30.00	148.7	9.82	3.2	SR9	2/10/2014 22:50	29.82	135.7	8.88	2.6
SR9	2/10/2014 4:55	29.90	126.8	8.30	2.3	SR9	2/10/2014 10:55	30.02	130.7	8.54	1.0	SR9	2/10/2014 16:55	29.92	146.4	9.68	2.5	SR9	2/10/2014 22:55	29.80	137.4	9.03	2.3
SR9	2/10/2014 5:00	29.91	128.0	8.38	2.0	SR9	2/10/2014 11:00	29.94	132.9	8.71	1.3	SR9	2/10/2014 17:00	29.92	146.8	9.70	2.6	SR9	2/10/2014 23:00	29.76	133.1	8.73	2.7
SR9	2/10/2014 5:05	29.88	124.9	8.19	2.3	SR9	2/10/2014 11:05	30.00	127.2	8.32	0.9	SR9	2/10/2014 17:05	29.92	146.0	9.62	2.4	SR9	2/10/2014 23:05	29.76	132.7	8.69	3.1
SR9	2/10/2014 5:10	29.89	124.8	8.18	2.1	SR9	2/10/2014 11:10	29.94	129.2	8.42	1.4	SR9	2/10/2014 17:10	29.94	151.3	9.98	2.1	SR9	2/10/2014 23:10	29.81	136.5	8.93	2.5
SR9	2/10/2014 5:15	29.87	123.3	8.10	2.1	SR9	2/10/2014 11:15	29.97	128.4	8.42	1.0	SR9	2/10/2014 17:15	29.91	149.6	9.89	1.9	SR9	2/10/2014 23:15	29.81	136.8	8.95	2.7
SR9	2/10/2014 5:20	29.85	120.3	7.90	2.0	SR9	2/10/2014 11:20	29.92	129.3	8.48	1.0	SR9	2/10/2014 17:20	29.96	155.6	10.28	2.1	SR9	2/10/2014 23:20	29.83	137.1	8.96	2.6
SR9	2/10/2014 5:25	29.83	116.7	7.67	2.0	SR9	2/10/2014 11:25	29.99	128.6	8.41	1.0	SR9	2/10/2014 17:25	29.92	153.4	10.10	2.4	SR9	2/10/2014 23:25	29.80	135.1	8.84	2.2
SR9	2/10/2014 5:30	29.87	121.1	7.96	1.7	SR9	2/10/2014 11:30	29.87	130.6	8.57	1.1	SR9	2/10/2014 17:30	29.96	155.9	10.26	2.6	SR9	2/10/2014 23:30	29.77	132.4	8.68	2.6
SR9	2/10/2014 5:35	29.86	119.4	7.85	1.9	SR9	2/10/2014 11:35	29.81	131.6	8.64	1.3	SR9	2/10/2014 17:35	29.95	154.7	10.16	2.4	SR9	2/10/2014 23:35	29.76	130.8	8.57	2.7
SR9	2/10/2014 5:40	29.83	116.3	7.65	1.9	SR9	2/10/2014 11:40	30.07	127.0	8.25	1.0	SR9	2/10/2014 17:40	30.03	164.8	10.80	3.2	SR9	2/10/2014 23:40	29.81	133.5	8.74	2.7
SR9	2/10/2014 5:45	29.84	118.6	7.79	1.7	SR9	2/10/2014 11:45	29.85	130.5	8.52	1.3	SR9	2/10/2014 17:45	29.93	157.3	10.38	3.0	SR9	2/10/2014 23:45	29.79	133.6	8.74	2.9
SR9	2/10/2014 5:50	29.84	118.4	7.79	1.9	SR9	2/10/2014 11:50	29.95	129.2	8.43	1.1	SR9	2/10/2014 17:50	30.03	159.6	10.49	2.6	SR9	2/10/2014 23:50	29.71	131.4	8.64	2.3
SR9	2/10/2014 5:55	29.83	117.3	7.72	1.8	SR9	2/10/2014 11:55	29.83	131.8	8.60	1.1	SR9	2/10/2014 17:55	30.07	161.5	10.61	2.7	SR9	2/10/2014 23:55	29.77	134.7	8.86	2.8

Station	Timestamp	Temp (° C)	DO (%)	DO (mg/L)	Tur (NTU)	Station	Timestamp	Temp (° C)	DO (%)	DO (mg/L)	Tur (NTU)	Station	Timestamp	Temp (° C)	DO (%)	DO (mg/L)	Tur (NTU)	Station	Timestamp	Temp (°C)	DO (%)	DO (mg/L)	Tur (NTU)
SR10	2/10/2014 0:00	29.44	101.8	6.51	1.4	SR10	2/10/2014 6:00	29.33	97.4	6.25	0.1	SR10	2/10/2014 12:00	29.48	79.9	**5.13**	0.6	SR10	2/10/2014 18:00	29.63	93.6	5.99	0.8
SR10	2/10/2014 0:05	29.50	101.9	6.51	0.5	SR10	2/10/2014 6:05	29.41	98.5	6.31	0.5	SR10	2/10/2014 12:05	29.46	78.3	**5.03**	0.6	SR10	2/10/2014 18:05	29.57	89.2	**5.71**	1.1
SR10	2/10/2014 0:10	29.50	102.3	6.53	0.4	SR10	2/10/2014 6:10	29.27	95.3	6.13	0.4	SR10	2/10/2014 12:10	29.46	81.3	**5.22**	1.0	SR10	2/10/2014 18:10	29.49	80.6	**5.16**	2.1
SR10	2/10/2014 0:15	29.51	103.6	6.62	0.2	SR10	2/10/2014 6:15	29.27	94.8	6.09	0.4	SR10	2/10/2014 12:15	29.45	79.7	**5.12**	0.8	SR10	2/10/2014 18:15	29.46	80.9	**5.19**	2.1
SR10	2/10/2014 0:20	29.52	102.3	6.54	0.4	SR10	2/10/2014 6:20	29.21	92.3	**5.94**	0.2	SR10	2/10/2014 12:20	29.49	82.5	**5.30**	0.5	SR10	2/10/2014 18:20	29.49	80.5	**5.15**	2.1
SR10	2/10/2014 0:25	29.54	104.9	6.70	0.3	SR10	2/10/2014 6:25	29.25	93.2	5.99	0.2	SR10	2/10/2014 12:25	29.47	83.9	**5.39**	0.8	SR10	2/10/2014 18:25	29.42	78.4	**5.03**	2.3
SR10	2/10/2014 0:30	29.47	107.0	6.85	0.2	SR10	2/10/2014 6:30	29.20	90.0	**5.80**	0.4	SR10	2/10/2014 12:30	29.47	83.0	**5.33**	0.8	SR10	2/10/2014 18:30	29.37	83.2	**5.33**	2.5
SR10	2/10/2014 0:35	29.51	107.2	6.85	4.3	SR10	2/10/2014 6:35	29.19	89.7	**5.78**	0.1	SR10	2/10/2014 12:35	29.48	80.1	**5.14**	1.2	SR10	2/10/2014 18:35	29.35	80.6	**5.17**	3.1
SR10	2/10/2014 0:40	29.56	106.4	6.79	0.3	SR10	2/10/2014 6:40	29.19	89.2	**5.75**	0.2	SR10	2/10/2014 12:40	29.49	78.3	**5.03**	1.5	SR10	2/10/2014 18:40	29.35	78.1	**5.01**	2.4
SR10	2/10/2014 0:45	29.54	106.9	6.83	0.1	SR10	2/10/2014 6:45	29.21	89.3	**5.76**	0.4	SR10	2/10/2014 12:45	29.46	79.9	**5.13**	1.6	SR10	2/10/2014 18:45	29.38	75.1	**4.81**	2.0
SR10	2/10/2014 0:50	29.53	106.7	6.82	0.1	SR10	2/10/2014 6:50	29.24	89.5	**5.76**	0.3	SR10	2/10/2014 12:50	29.52	76.9	**4.93**	2.9	SR10	2/10/2014 18:50	29.34	78.9	**5.06**	2.3
SR10	2/10/2014 0:55	29.54	105.8	6.76	0.4	SR10	2/10/2014 6:55	29.26	89.7	**5.78**	0.3	SR10	2/10/2014 12:55	29.51	78.3	**5.02**	1.3	SR10	2/10/2014 18:55	29.34	76.4	**4.90**	2.3
SR10	2/10/2014 1:00	29.53	106.3	6.79	0.5	SR10	2/10/2014 7:00	29.27	89.8	**5.78**	0.3	SR10	2/10/2014 13:00	29.46	85.7	**5.50**	1.7	SR10	2/10/2014 19:00	29.34	78.0	**5.00**	2.2
SR10	2/10/2014 1:05	29.53	105.7	6.75	0.3	SR10	2/10/2014 7:05	29.27	89.6	**5.77**	0.2	SR10	2/10/2014 13:05	29.46	88.3	**5.66**	1.6	SR10	2/10/2014 19:05	29.33	78.5	**5.03**	1.9
SR10	2/10/2014 1:10	29.53	104.7	6.69	0.2	SR10	2/10/2014 7:10	29.28	89.3	**5.75**	0.9	SR10	2/10/2014 13:10	29.45	91.4	**5.87**	1.6	SR10	2/10/2014 19:10	29.29	84.0	**5.39**	3.4
SR10	2/10/2014 1:15	29.53	102.8	6.57	0.3	SR10	2/10/2014 7:15	29.29	89.3	**5.75**	0.4	SR10	2/10/2014 13:15	29.49	85.1	**5.46**	1.6	SR10	2/10/2014 19:15	29.28	77.3	**4.96**	3.5
SR10	2/10/2014 1:20	29.52	102.1	6.53	0.4	SR10	2/10/2014 7:20	29.27	88.8	**5.72**	0.4	SR10	2/10/2014 13:20	29.46	93.4	5.99	2.2	SR10	2/10/2014 19:20	29.27	82.2	**5.28**	1.7
SR10	2/10/2014 1:25	29.51	100.4	6.42	0.3	SR10	2/10/2014 7:25	29.28	88.9	**5.72**	0.6	SR10	2/10/2014 13:25	29.49	96.2	6.17	1.5	SR10	2/10/2014 19:25	29.27	85.1	**5.46**	1.6
SR10	2/10/2014 1:30	29.49	99.6	6.37	0.4	SR10	2/10/2014 7:30	29.28	88.7	**5.71**	0.7	SR10	2/10/2014 13:30	29.46	92.4	**5.93**	2.3	SR10	2/10/2014 19:30	29.26	85.9	**5.51**	1.4
SR10	2/10/2014 1:35	29.49	98.0	6.27	0.1	SR10	2/10/2014 7:35	29.27	88.5	**5.70**	0.6	SR10	2/10/2014 13:35	29.50	88.7	**5.69**	1.7	SR10	2/10/2014 19:35	29.24	86.9	**5.58**	1.5
SR10	2/10/2014 1:40	29.50	98.1	6.27	0.5	SR10	2/10/2014 7:40	29.30	88.8	**5.71**	0.6	SR10	2/10/2014 13:40	29.50	98.0	6.29	1.2	SR10	2/10/2014 19:40	29.25	87.3	**5.60**	1.3
SR10	2/10/2014 1:45	29.50	96.5	6.16	0.2	SR10	2/10/2014 7:45	29.28	88.3	**5.69**	0.7	SR10						SR10	2/10/2014 19:45	29.26	88.3	**5.67**	1.0
SR10	2/10/2014 1:50	29.50	96.0	6.13	0.4	SR10	2/10/2014 7:50	29.29	88.3	**5.68**	0.8	SR10						SR10	2/10/2014 19:50	29.28	88.6	**5.68**	1.0
SR10	2/10/2014 1:55	29.49	95.2	6.09	0.4	SR10	2/10/2014 7:55	29.32	88.1	**5.67**	0.7	SR10						SR10	2/10/2014 19:55	29.30	89.7	**5.75**	0.8
SR10	2/10/2014 2:00	29.49	93.8	5.99	2.5	SR10	2/10/2014 8:00	29.32	87.5	**5.63**	0.7	SR10						SR10	2/10/2014 20:00	29.31	91.6	**5.88**	1.1
SR10	2/10/2014 2:05	29.46	89.3	**5.71**	0.4	SR10	2/10/2014 8:05	29.32	87.5	**5.63**	0.7	SR10						SR10	2/10/2014 20:05	29.32	91.6	**5.88**	0.5
SR10	2/10/2014 2:10	29.46	88.1	**5.63**	0.2	SR10	2/10/2014 8:10	29.31	87.2	**5.61**	1.0	SR10	2/10/2014 14:10	29.53	97.7	6.26	3.2	SR10	2/10/2014 20:10	29.32	92.2	**5.91**	0.8
SR10	2/10/2014 2:15	29.46	84.4	**5.39**	0.5	SR10	2/10/2014 8:15	29.30	86.2	**5.56**	1.0	SR10	2/10/2014 14:15	29.56	98.8	6.33	2.0	SR10	2/10/2014 20:15	29.33	92.9	**5.96**	0.7
SR10	2/10/2014 2:20	29.45	85.9	**5.49**	0.3	SR10	2/10/2014 8:20	29.30	86.3	**5.56**	0.7	SR10	2/10/2014 14:20	29.50	95.6	6.13	3.6	SR10	2/10/2014 20:20	29.34	93.7	6.01	0.3
SR10	2/10/2014 2:25	29.45	83.6	**5.35**	0.2	SR10	2/10/2014 8:25	29.32	86.6	**5.58**	0.9	SR10	2/10/2014 14:25	29.59	97.3	6.22	1.8	SR10	2/10/2014 20:25	29.35	94.2	6.05	0.5
SR10	2/10/2014 2:30	29.44	84.3	**5.39**	0.3	SR10	2/10/2014 8:30	29.30	85.9	**5.54**	1.1	SR10	2/10/2014 14:30	29.60	94.2	6.03	2.3	SR10	2/10/2014 20:30	29.34	94.8	6.08	0.5
SR10	2/10/2014 2:35	29.40	86.7	**5.54**	0.4	SR10	2/10/2014 8:35	29.31	86.5	**5.57**	3.5	SR10	2/10/2014 14:35	29.65	97.1	6.21	1.6	SR10	2/10/2014 20:35	29.36	94.9	6.09	0.6
SR10	2/10/2014 2:40	29.40	86.4	**5.53**	0.2	SR10	2/10/2014 8:40	29.32	86.7	**5.58**	1.1	SR10	2/10/2014 14:40	29.74	103.4	6.60	1.1	SR10	2/10/2014 20:40	29.35	92.8	**5.95**	0.3
SR10	2/10/2014 2:45	29.38	84.1	**5.38**	0.2	SR10	2/10/2014 8:45	29.30	86.0	**5.54**	1.0	SR10	2/10/2014 14:45	29.80	105.9	6.76	0.8	SR10	2/10/2014 20:45	29.36	95.1	6.10	0.5
SR10	2/10/2014 2:50	29.38	84.2	**5.39**	0.3	SR10	2/10/2014 8:50	29.29	86.1	**5.55**	1.5	SR10	2/10/2014 14:50	29.87	107.5	6.85	0.9	SR10	2/10/2014 20:50	29.39	97.4	6.25	0.1
SR10	2/10/2014 2:55	29.38	83.4	**5.34**	0.1	SR10	2/10/2014 8:55	29.29	86.1	**5.54**	2.1	SR10	2/10/2014 14:55	29.88	107.1	6.82	2.1	SR10	2/10/2014 20:55	29.44	99.8	6.41	0.4
SR10	2/10/2014 3:00	29.38	89.4	**5.72**	0.2	SR10	2/10/2014 9:00	29.29	86.1	**5.54**	1.5	SR10	2/10/2014 15:00	29.92	109.0	6.94	0.7	SR10	2/10/2014 21:00	29.48	100.9	6.48	0.4
SR10	2/10/2014 3:05	29.38	88.1	**5.63**	0.3	SR10	2/10/2014 9:05	29.30	85.7	**5.52**	0.9	SR10	2/10/2014 15:05	29.92	109.6	6.98	0.6	SR10	2/10/2014 21:05	29.57	94.8	6.08	0.1
SR10	2/10/2014 3:10	29.38	90.0	**5.76**	0.3	SR10	2/10/2014 9:10	29.31	85.7	**5.53**	0.8	SR10	2/10/2014 15:10	29.90	109.4	6.97	0.2	SR10	2/10/2014 21:10	29.61	93.4	5.99	0.2
SR10	2/10/2014 3:15	29.37	88.7	**5.68**	0.3	SR10	2/10/2014 9:15	29.29	85.6	**5.52**	1.2	SR10	2/10/2014 15:15	29.78	106.6	6.80	1.2	SR10	2/10/2014 21:15	29.57	95.8	6.15	0.1
SR10	2/10/2014 3:20	29.36	88.1	**5.64**	0.3	SR10	2/10/2014 9:20	29.29	85.7	**5.52**	1.1	SR10	2/10/2014 15:20	29.79	109.9	7.01	0.5	SR10	2/10/2014 21:20	29.58	96.2	6.17	0.1
SR10	2/10/2014 3:25	29.34	86.2	**5.52**	0.4	SR10	2/10/2014 9:25	29.29	85.6	**5.52**	1.1	SR10	2/10/2014 15:25	29.61	109.1	6.98	0.4	SR10	2/10/2014 21:25	29.59	95.9	6.15	0.2
SR10	2/10/2014 3:30	29.34	85.9	**5.50**	0.2	SR10	2/10/2014 9:30	29.30	86.0	**5.54**	1.0	SR10	2/10/2014 15:30	29.51	108.0	6.92	0.4	SR10	2/10/2014 21:30	29.54	92.7	**5.95**	0.1
SR10	2/10/2014 3:35	29.33	83.9	**5.37**	0.1	SR10	2/10/2014 9:35	29.31	86.4	**5.56**	1.3	SR10	2/10/2014 15:35	29.53	109.3	7.00	0.1	SR10	2/10/2014 21:35	29.62	91.9	**5.89**	0.2
SR10	2/10/2014 3:40	29.32	83.6	**5.35**	0.1	SR10	2/10/2014 9:40	29.31	86.1	**5.55**	1.0	SR10	2/10/2014 15:40	29.53	110.2	7.06	0.2	SR10	2/10/2014 21:40	29.54	93.9	6.02	0.1
SR10	2/10/2014 3:45	29.31	81.9	**5.24**	0.1	SR10	2/10/2014 9:45	29.31	86.1	**5.55**	0.9	SR10	2/10/2014 15:45	29.55	110.9	7.10	0.3	SR10	2/10/2014 21:45	29.48	90.4	**5.81**	0.1
SR10	2/10/2014 3:50	29.31	81.0	**5.18**	0.1	SR10	2/10/2014 9:50	29.32	86.3	**5.55**	2.5	SR10	2/10/2014 15:50	29.56	111.8	7.16	0.9	SR10	2/10/2014 21:50	29.57	93.1	5.97	0.3
SR10	2/10/2014 3:55	29.30	79.7	**5.10**	0.3	SR10	2/10/2014 9:55	29.32	85.2	**5.48**	1.2	SR10	2/10/2014 15:55	29.54	110.8	7.10	0.8	SR10	2/10/2014 21:55	29.60	91.3	**5.85**	0.2
SR10	2/10/2014 4:00	29.31	80.7	**5.16**	0.1	SR10	2/10/2014 10:00	29.37	84.7	**5.45**	1.2	SR10	2/10/2014 16:00	29.55	111.2	7.12	0.9	SR10	2/10/2014 22:00	29.45	88.5	**5.69**	1.9
SR10	2/10/2014 4:05	29.31	80.7	**5.16**	0.1	SR10	2/10/2014 10:05	29.38	84.0	**5.41**	1.2	SR10	2/10/2014 16:05	29.56	112.2	7.19	0.7	SR10	2/10/2014 22:05	29.38	87.8	**5.65**	**7.9**
SR10	2/10/2014 4:10	29.30	80.8	**5.17**	0.2	SR10	2/10/2014 10:10	29.33	79.6	**5.12**	2.1	SR10	2/10/2014 16:10	29.57	114.2	7.31	0.1	SR10	2/10/2014 22:10	29.52	93.6	6.01	0.3
SR10	2/10/2014 4:15	29.26	80.2	**5.13**	0.9	SR10	2/10/2014 10:15	29.36	78.3	**5.04**	1.0	SR10	2/10/2014 16:15	29.57	115.0	7.37	0.5	SR10	2/10/2014 22:15	29.54	92.8	**5.96**	0.3
SR10	2/10/2014 4:20	29.25	78.8	**5.04**	1.4	SR10	2/10/2014 10:20	29.34	75.4	**4.86**	1.4	SR10	2/10/2014 16:20	29.58	116.2	7.44	0.4	SR10	2/10/2014 22:20	29.42	88.7	**5.71**	0.7
SR10	2/10/2014 4:25	29.25	87.4	**5.59**	1.1	SR10	2/10/2014 10:25	29.33	76.6	**4.93**	1.4	SR10	2/10/2014 16:25	29.59	117.2	7.50	0.3	SR10	2/10/2014 22:25	29.40	90.0	**5.79**	0.4
SR10	2/10/2014 4:30	29.25	89.6	**5.73**	1.2	SR10	2/10/2014 10:30	29.33	75.5	**4.86**	1.3	SR10	2/10/2014 16:30	29.57	116.5	7.46	0.4	SR10	2/10/2014 22:30	29.44	89.8	**5.77**	0.3
SR10	2/10/2014 4:35	29.28	89.4	**5.71**	0.1	SR10	2/10/2014 10:35	29.37	77.4	**4.98**	1.3	SR10	2/10/2014 16:35	29.57	115.6	7.40	0.5	SR10	2/10/2014 22:35	29.49	90.8	**5.83**	0.2
SR10	2/10/2014 4:40	29.30	89.5	**5.73**	0.2	SR10	2/10/2014 10:40	29.42	79.4	**5.10**	1.7	SR10	2/10/2014 16:40	29.54	108.0	6.92	0.3	SR10	2/10/2014 22:40	29.49	91.5	**5.88**	0.1
SR10	2/10/2014 4:45	29.34	92.3	**5.90**	0.4	SR10	2/10/2014 10:45	29.40	78.0	**5.02**	0.9	SR10	2/10/2014 16:45	29.59	116.2	7.44	0.3	SR10	2/10/2014 22:45	29.43	89.6	**5.76**	2.1
SR10	2/10/2014 4:50	29.29	93.9	6.01	1.0	SR10	2/10/2014 10:50	29.37	75.3	**4.84**	1.0	SR10	2/10/2014 16:50	29.60	119.1	7.63	0.4	SR10	2/10/2014 22:50	29.46	89.6	**5.76**	0.2
SR10	2/10/2014 4:55	29.31	96.5	6.19	0.2	SR10	2/10/2014 10:55	29.42	77.4	**4.98**	1.0	SR10	2/10/2014 16:55	29.61	118.5	7.58	0.2	SR10	2/10/2014 22:55	29.45	89.4	**5.75**	0.2
SR10	2/10/2014 5:00	29.34	99.4	6.37	0.1	SR10	2/10/2014 11:00	29.44	80.8	**5.20**	0.8	SR10	2/10/2014 17:00	29.62	115.9	7.41	0.2	SR10	2/10/2014 23:00	29.43	89.7	**5.77**	1.6
SR10	2/10/2014 5:05	29.33	99.4	6.37	0.3	SR10	2/10/2014 11:05	29.40	74.1	**4.76**	1.3	SR10	2/10/2014 17:05	29.61	114.0	7.29	0.3	SR10	2/10/2014 23:05	29.38	90.1	**5.80**	0.2
SR10	2/10/2014 5:10	29.33	99.7	6.39	0.1	SR10	2/10/2014 11:10	29.43	74.2	**4.77**	1.0	SR10	2/10/2014 17:10	29.53	97.4	6.24	0.4	SR10	2/10/2014 23:10	29.42	84.0	**5.40**	0.5
SR10	2/10/2014 5:15	29.35	100.1	6.42	0.2	SR10	2/10/2014 11:15	29.43	71.9	**4.62**	1.1	SR10	2/10/2014 17:15	29.50	96.4	6.18	0.9	SR10	2/10/2014 23:15	29.42	87.7	**5.64**	0.4
SR10	2/10/2014 5:20	29.37	99.8	6.40	0.5	SR10	2/10/2014 11:20	29.40	71.3	**4.59**	1.0	SR10	2/10/2014 17:20	29.52	98.3	6.30	0.8	SR10	2/10/2014 23:20	29.42	86.0	**5.53**	0.1
SR10	2/10/2014 5:25	29.39	99.5	6.37	0.1	SR10	2/10/2014 11:25	29.39	71.3	**4.58**	0.9	SR10	2/10/2014 17:25	29.58	95.5	6.11	0.8	SR10	2/10/2014 23:25	29.44	87.0	**5.59**	1.7
SR10	2/10/2014 5:30	29.36	99.1	6.35	0.4	SR10	2/10/2014 11:30	29.41	73.3	**4.71**	0.7	SR10	2/10/2014 17:30	29.61	102.5	6.56	0.3	SR10	2/10/2014 23:30	29.44	87.6	**5.63**	0.1
SR10	2/10/2014 5:35	29.25	98.1	6.30	0.1	SR10	2/10/2014 11:35	29.44	72.7	**4.67**	1.0	SR10	2/10/2014 17:35	29.67	114.0	7.29	0.1	SR10	2/10/2014 23:35	29.44	87.3	**5.61**	0.4
SR10	2/10/2014 5:40	29.36	98.4	6.30	0.4	SR10	2/10/2014 11:40	29.48	77.6	**4.98**	0.5	SR10	2/10/2014 17:40	29.65	106.3	6.80	0.4	SR10	2/10/2014 23:40	29.43	85.2	**5.48**	0.2
SR10	2/10/2014 5:45	29.27	96.2	6.18	0.6	SR10	2/10/2014 11:45	29.41	74.9	**4.82**	1.3	SR10	2/10/2014 17:45	29.65	106.3	6.80	0.2	SR10	2/10/2014 23:45	29.44	85.2	**5.48**	0.1
SR10	2/10/2014 5:50	29.34	97.3	6.24	0.4	SR10	2/10/2014 11:50	29.46	77.4	**4.97**	0.6	SR10	2/10/2014 17:50	29.64	100.1	6.40	1.0	SR10	2/10/2014 23:50	29.44	83.2	**5.35**	0.1
SR10	2/10/2014 5:55	29.38	99.2	6.36	1.5	SR10	2/10/2014 11:55	29.48	78.5	**5.04**	0.7	SR10	2/10/2014 17:55	29.65	94.2	6.03	1.0	SR10	2/10/2014 23:55	29.43	78.0	**5.01**	3.3

Station	Timestamp	Temp (° C)	DO (%)	DO (mg/L)	Tur (NTU)	Station	Timestamp	Temp (° C)	DO (%)	DO (mg/L)	Tur (NTU)	Station	Timestamp	Temp (° C)	DO (%)	DO (mg/L)	Tur (NTU)	Station	Timestamp	Temp (°C)	DO (%)	DO (mg/L)	Tur (NTU)
SR11	2/10/2014 0:00	29.39	82.8	**5.31**	0.2	SR11	2/10/2014 6:00	29.15	85.2	**5.50**	0.1	SR11	2/10/2014 12:00	29.56	93.6	6.01	0.3	SR11	2/10/2014 18:00	29.60	97.5	6.25	0.1
SR11	2/10/2014 0:05	29.39	84.9	**5.45**	1.0	SR11	2/10/2014 6:05	29.15	85.0	**5.48**	0.4	SR11	2/10/2014 12:05	29.56	92.5	**5.94**	2.2	SR11	2/10/2014 18:05	29.52	93.4	5.99	0.1
SR11	2/10/2014 0:10	29.44	94.3	6.05	0.3	SR11	2/10/2014 6:10	29.14	85.0	**5.49**	0.4	SR11	2/10/2014 12:10	29.57	94.2	6.05	0.1	SR11	2/10/2014 18:10	29.51	93.8	6.02	0.1
SR11	2/10/2014 0:15	29.39	93.9	6.03	0.3	SR11	2/10/2014 6:15	29.13	84.8	**5.47**	0.5	SR11	2/10/2014 12:15	29.60	94.2	6.04	0.2	SR11	2/10/2014 18:15	29.45	90.5	**5.81**	0.6
SR11	2/10/2014 0:20	29.33	97.5	6.27	1.7	SR11	2/10/2014 6:20	29.14	84.7	**5.46**	0.4	SR11	2/10/2014 12:20	29.56	99.0	6.35	0.4	SR11	2/10/2014 18:20	29.49	92.1	**5.92**	0.5
SR11	2/10/2014 0:25	29.30	97.6	6.28	1.0	SR11	2/10/2014 6:25	29.16	83.0	**5.35**	0.5	SR11						SR11	2/10/2014 18:25	29.50	92.3	**5.93**	0.3
SR11	2/10/2014 0:30	29.31	97.3	6.26	1.1	SR11	2/10/2014 6:30	29.17	80.1	**5.16**	0.1	SR11						SR11	2/10/2014 18:30	29.44	88.6	**5.69**	0.7
SR11	2/10/2014 0:35	29.31	96.9	6.24	0.7	SR11	2/10/2014 6:35	29.21	79.0	**5.09**	0.4	SR11						SR11	2/10/2014 18:35	29.46	87.6	**5.63**	0.4
SR11	2/10/2014 0:40	29.31	97.8	6.29	0.4	SR11	2/10/2014 6:40	29.22	79.4	**5.12**	0.5	SR11						SR11	2/10/2014 18:40	29.51	91.8	**5.90**	1.5
SR11	2/10/2014 0:45	29.30	97.7	6.29	2.0	SR11	2/10/2014 6:45	29.26	78.3	**5.04**	0.5	SR11						SR11	2/10/2014 18:45	29.47	88.1	**5.66**	0.9
SR11	2/10/2014 0:50	29.30	98.9	6.36	0.2	SR11	2/10/2014 6:50	29.29	80.4	**5.17**	0.4	SR11	2/10/2014 12:50	29.54	103.4	6.64	0.2	SR11	2/10/2014 18:50	29.47	87.5	**5.62**	0.7
SR11	2/10/2014 0:55	29.29	98.4	6.33	0.3	SR11	2/10/2014 6:55	29.27	80.2	**5.16**	0.5	SR11	2/10/2014 12:55	29.59	92.6	**5.94**	0.3	SR11	2/10/2014 18:55	29.47	89.6	**5.76**	1.0
SR11	2/10/2014 1:00	29.29	98.3	6.33	0.2	SR11	2/10/2014 7:00	29.28	79.5	**5.11**	0.5	SR11	2/10/2014 13:00	29.59	94.3	6.05	0.2	SR11	2/10/2014 19:00	29.47	87.4	**5.62**	0.2
SR11	2/10/2014 1:05	29.30	98.7	6.35	0.2	SR11	2/10/2014 7:05	29.24	76.5	**4.93**	0.5	SR11	2/10/2014 13:05	29.57	94.5	6.07	0.1	SR11	2/10/2014 19:05	29.43	86.1	**5.54**	0.1
SR11	2/10/2014 1:10	29.31	98.9	6.36	0.4	SR11	2/10/2014 7:10	29.24	78.0	**5.02**	0.6	SR11	2/10/2014 13:10	29.57	95.1	6.10	0.3	SR11	2/10/2014 19:10	29.49	88.5	**5.69**	0.1
SR11	2/10/2014 1:15	29.30	99.2	6.38	1.0	SR11	2/10/2014 7:15	29.22	73.7	**4.74**	0.4	SR11	2/10/2014 13:15	29.59	95.5	6.13	0.1	SR11	2/10/2014 19:15	29.47	85.3	**5.49**	0.3
SR11	2/10/2014 1:20	29.30	98.6	6.34	0.3	SR11	2/10/2014 7:20	29.21	74.5	**4.80**	0.3	SR11	2/10/2014 13:20	29.59	94.6	6.07	0.3	SR11	2/10/2014 19:20	29.42	81.6	**5.25**	0.2
SR11	2/10/2014 1:25	29.29	98.4	6.34	0.1	SR11	2/10/2014 7:25	29.21	76.1	**4.90**	0.4	SR11	2/10/2014 13:25	29.60	96.2	6.17	0.2	SR11	2/10/2014 19:25	29.44	84.5	**5.43**	0.1
SR11	2/10/2014 1:30	29.28	98.8	6.36	0.1	SR11	2/10/2014 7:30	29.17	78.2	**5.04**	0.4	SR11	2/10/2014 13:30	29.58	98.9	6.34	0.3	SR11	2/10/2014 19:30	29.39	83.3	**5.36**	0.4
SR11	2/10/2014 1:35	29.41	96.8	6.21	0.7	SR11	2/10/2014 7:35	29.20	83.6	**5.39**	0.4	SR11	2/10/2014 13:35	29.59	99.5	6.38	0.1	SR11	2/10/2014 19:35	29.42	81.0	**5.21**	0.6
SR11	2/10/2014 1:40	29.38	97.9	6.28	0.3	SR11	2/10/2014 7:40	29.17	81.0	**5.22**	0.5	SR11	2/10/2014 13:40	29.60	97.3	6.24	0.1	SR11	2/10/2014 19:40	29.42	81.2	**5.23**	0.8
SR11	2/10/2014 1:45	29.38	97.6	6.26	0.3	SR11	2/10/2014 7:45	29.14	81.1	**5.23**	0.7	SR11	2/10/2014 13:45	29.64	93.8	6.01	0.2	SR11	2/10/2014 19:45	29.37	77.9	**5.01**	0.3
SR11	2/10/2014 1:50	29.37	97.2	6.24	0.2	SR11	2/10/2014 7:50	29.14	81.3	**5.24**	0.6	SR11	2/10/2014 13:50	29.66	97.3	6.24	0.3	SR11	2/10/2014 19:50	29.32	82.2	**5.29**	0.6
SR11	2/10/2014 1:55	29.38	98.7	6.34	0.1	SR11	2/10/2014 7:55	29.15	81.7	**5.27**	0.5	SR11	2/10/2014 13:55	29.69	94.6	6.06	0.2	SR11	2/10/2014 19:55	29.36	79.7	**5.12**	0.1
SR11	2/10/2014 2:00	29.37	97.7	6.28	0.4	SR11	2/10/2014 8:00	29.18	83.7	**5.40**	0.4	SR11	2/10/2014 14:00	29.69	97.7	6.26	0.2	SR11	2/10/2014 20:00	29.37	80.2	**5.15**	0.2
SR11	2/10/2014 2:05	29.39	96.4	6.18	0.3	SR11	2/10/2014 8:05	29.20	84.2	**5.42**	0.4	SR11	2/10/2014 14:05	29.68	93.2	5.97	0.1	SR11	2/10/2014 20:05	29.37	80.3	**5.17**	0.6
SR11	2/10/2014 2:10	29.40	96.0	6.15	3.1	SR11	2/10/2014 8:10	29.19	82.8	**5.34**	0.4	SR11	2/10/2014 14:10	29.78	96.0	6.14	0.3	SR11	2/10/2014 20:10	29.33	83.9	**5.40**	0.6
SR11	2/10/2014 2:15	29.39	95.7	6.14	0.5	SR11	2/10/2014 8:15	29.18	82.9	**5.35**	0.5	SR11	2/10/2014 14:15	29.86	107.2	6.85	0.1	SR11	2/10/2014 20:15	29.38	78.0	**5.02**	0.2
SR11	2/10/2014 2:20	29.38	93.4	5.99	0.9	SR11	2/10/2014 8:20	29.18	79.8	**5.14**	0.5	SR11	2/10/2014 14:20	29.83	104.5	6.68	0.2	SR11	2/10/2014 20:20	29.32	84.5	**5.43**	0.4
SR11	2/10/2014 2:25	29.38	93.5	6.00	0.1	SR11	2/10/2014 8:25	28.95	88.1	**5.70**	0.3	SR11	2/10/2014 14:25	29.79	100.1	6.40	0.2	SR11	2/10/2014 20:25	29.39	79.1	**5.09**	0.3
SR11	2/10/2014 2:30	29.32	87.9	**5.65**	0.5	SR11	2/10/2014 8:30	28.96	91.4	**5.92**	0.2	SR11	2/10/2014 14:30	29.80	96.6	6.18	0.3	SR11	2/10/2014 20:30	29.35	83.6	**5.37**	0.3
SR11	2/10/2014 2:35	29.33	86.1	**5.53**	0.3	SR11	2/10/2014 8:35	28.98	90.6	**5.87**	0.3	SR11	2/10/2014 14:35	29.80	97.5	6.24	0.1	SR11	2/10/2014 20:35	29.36	81.2	**5.22**	0.6
SR11	2/10/2014 2:40	29.32	84.6	**5.43**	0.2	SR11	2/10/2014 8:40	29.02	92.1	**5.96**	0.4	SR11	2/10/2014 14:40	29.81	94.8	6.06	0.3	SR11	2/10/2014 20:40	29.37	77.5	**4.98**	0.6
SR11	2/10/2014 2:45	29.31	78.6	**5.05**	0.3	SR11	2/10/2014 8:45	29.02	91.1	**5.90**	0.4	SR11	2/10/2014 14:45	29.85	98.3	6.28	0.1	SR11	2/10/2014 20:45	29.37	76.4	**4.92**	0.4
SR11	2/10/2014 2:50	29.31	78.9	**5.07**	1.3	SR11	2/10/2014 8:50	29.03	87.9	**5.69**	0.2	SR11	2/10/2014 14:50	29.79	91.2	**5.84**	0.3	SR11	2/10/2014 20:50	29.34	76.2	**4.90**	0.9
SR11	2/10/2014 2:55	29.31	77.8	**5.00**	0.2	SR11	2/10/2014 8:55	29.10	90.0	**5.82**	0.4	SR11	2/10/2014 14:55	29.79	91.8	**5.87**	0.3	SR11	2/10/2014 20:55	29.35	75.3	**4.85**	2.5
SR11	2/10/2014 3:00	29.35	82.8	**5.32**	0.3	SR11	2/10/2014 9:00	29.07	84.6	**5.46**	0.3	SR11	2/10/2014 15:00	29.84	95.2	6.08	0.3	SR11	2/10/2014 21:00	29.39	83.2	**5.35**	0.4
SR11	2/10/2014 3:05	29.33	83.0	**5.33**	0.3	SR11	2/10/2014 9:05	29.14	82.8	**5.34**	0.2	SR11	2/10/2014 15:05	29.92	107.3	6.85	0.3	SR11	2/10/2014 21:05	29.33	76.2	**4.90**	0.9
SR11	2/10/2014 3:10	29.35	86.5	**5.56**	0.3	SR11	2/10/2014 9:10	29.06	83.9	**5.42**	0.4	SR11	2/10/2014 15:10	29.91	103.0	6.57	0.2	SR11	2/10/2014 21:10	29.35	78.9	**5.07**	3.0
SR11	2/10/2014 3:15	29.32	80.0	**5.14**	0.1	SR11	2/10/2014 9:15	29.14	87.2	**5.63**	0.2	SR11	2/10/2014 15:15	29.75	94.6	6.05	0.3	SR11	2/10/2014 21:15	29.31	80.2	**5.16**	1.5
SR11	2/10/2014 3:20	29.29	75.3	**4.84**	2.5	SR11	2/10/2014 9:20	29.32	91.9	**5.92**	0.1	SR11	2/10/2014 15:20	29.78	91.0	**5.82**	0.3	SR11	2/10/2014 21:20	29.35	82.4	**5.30**	1.4
SR11	2/10/2014 3:25	29.29	74.3	**4.77**	0.3	SR11	2/10/2014 9:25	29.30	91.9	**5.92**	0.2	SR11	2/10/2014 15:25	29.79	91.1	**5.83**	0.3	SR11	2/10/2014 21:25	29.35	83.2	**5.35**	1.3
SR11	2/10/2014 3:30	29.28	74.6	**4.80**	0.2	SR11	2/10/2014 9:30	29.33	92.0	**5.93**	1.7	SR11	2/10/2014 15:30	29.77	91.2	**5.84**	0.1	SR11	2/10/2014 21:30	29.35	82.8	**5.32**	1.4
SR11	2/10/2014 3:35	29.27	74.2	**4.77**	2.7	SR11	2/10/2014 9:35	29.39	92.6	**5.96**	0.8	SR11	2/10/2014 15:35	29.80	92.4	**5.91**	0.3	SR11	2/10/2014 21:35	29.34	84.2	**5.42**	2.1
SR11	2/10/2014 3:40	29.28	81.0	**5.21**	0.5	SR11	2/10/2014 9:40	29.38	92.4	**5.95**	0.2	SR11	2/10/2014 15:40	29.78	93.3	5.97	0.3	SR11	2/10/2014 21:40	29.34	79.8	**5.13**	0.7
SR11	2/10/2014 3:45	29.28	80.0	**5.14**	2.0	SR11	2/10/2014 9:45	29.37	92.5	**5.96**	0.4	SR11	2/10/2014 15:45	29.79	97.1	6.21	0.3	SR11	2/10/2014 21:45	29.34	80.2	**5.16**	0.7
SR11	2/10/2014 3:50	29.31	80.7	**5.19**	0.4	SR11	2/10/2014 9:50	29.40	92.3	**5.94**	0.5	SR11	2/10/2014 15:50	29.76	98.3	6.29	0.3	SR11	2/10/2014 21:50	29.34	82.4	**5.31**	0.7
SR11	2/10/2014 3:55	29.30	80.0	**5.14**	0.1	SR11	2/10/2014 9:55	29.38	92.3	**5.94**	0.6	SR11	2/10/2014 15:55	29.80	99.2	6.34	0.2	SR11	2/10/2014 21:55	29.35	89.7	**5.77**	1.1
SR11	2/10/2014 4:00	29.27	76.5	**4.92**	0.3	SR11	2/10/2014 10:00	29.54	92.9	5.97	0.7	SR11	2/10/2014 16:00	29.75	98.8	6.32	0.2	SR11	2/10/2014 22:00	29.36	91.2	**5.87**	2.8
SR11	2/10/2014 4:05	29.26	75.4	**4.85**	0.3	SR11	2/10/2014 10:05	29.47	93.0	5.98	0.9	SR11	2/10/2014 16:05	29.78	101.3	6.48	0.4	SR11	2/10/2014 22:05	29.35	84.0	**5.41**	1.0
SR11	2/10/2014 4:10	29.26	79.8	**5.13**	0.5	SR11	2/10/2014 10:10	29.54	92.4	**5.94**	0.3	SR11	2/10/2014 16:10	29.75	104.3	6.67	0.3	SR11	2/10/2014 22:10	29.32	81.6	**5.25**	2.3
SR11	2/10/2014 4:15	29.26	79.1	**5.09**	0.5	SR11	2/10/2014 10:15	29.48	92.3	**5.94**	0.9	SR11	2/10/2014 16:15	29.75	106.8	6.83	0.4	SR11	2/10/2014 22:15	29.34	81.1	**5.22**	1.1
SR11	2/10/2014 4:20	29.27	77.7	**5.00**	0.2	SR11	2/10/2014 10:20	29.45	92.2	**5.93**	1.3	SR11	2/10/2014 16:20	29.74	104.9	6.72	0.1	SR11	2/10/2014 22:20	29.33	77.4	**4.98**	0.6
SR11	2/10/2014 4:25	29.27	78.4	**5.05**	0.4	SR11	2/10/2014 10:25	29.49	92.7	**5.96**	0.7	SR11	2/10/2014 16:25	29.74	103.5	6.63	0.3	SR11	2/10/2014 22:25	29.32	77.6	**5.00**	0.8
SR11	2/10/2014 4:30	29.27	77.5	**4.99**	0.3	SR11	2/10/2014 10:30	29.44	92.5	**5.95**	1.1	SR11	2/10/2014 16:30	29.75	106.3	6.80	1.0	SR11	2/10/2014 22:30	29.32	73.8	**4.75**	0.8
SR11	2/10/2014 4:35	29.26	76.1	**4.90**	0.1	SR11	2/10/2014 10:35	29.43	92.0	**5.92**	0.6	SR11	2/10/2014 16:35	29.72	104.7	6.71	0.1	SR11	2/10/2014 22:35	29.31	75.4	**4.85**	0.7
SR11	2/10/2014 4:40	29.26	76.3	**4.91**	0.3	SR11	2/10/2014 10:40	29.48	93.9	6.04	0.7	SR11	2/10/2014 16:40	29.69	106.2	6.81	0.2	SR11	2/10/2014 22:40	29.30	86.6	**5.57**	1.4
SR11	2/10/2014 4:45	29.27	75.4	**4.85**	0.1	SR11	2/10/2014 10:45	29.45	93.7	6.03	0.5	SR11	2/10/2014 16:45	29.69	104.8	6.71	0.1	SR11	2/10/2014 22:45	29.29	81.6	**5.25**	2.8
SR11	2/10/2014 4:50	29.25	73.8	**4.75**	0.7	SR11	2/10/2014 10:50	29.45	93.9	6.04	0.5	SR11	2/10/2014 16:50	29.65	105.2	6.74	0.2	SR11	2/10/2014 22:50	29.30	86.6	**5.57**	2.3
SR11	2/10/2014 4:55	29.28	78.0	**5.02**	0.2	SR11	2/10/2014 10:55	29.48	94.2	6.06	0.6	SR11	2/10/2014 16:55	29.67	103.9	6.65	0.1	SR11	2/10/2014 22:55	29.29	81.8	**5.26**	1.5
SR11	2/10/2014 5:00	29.26	83.2	**5.36**	0.1	SR11	2/10/2014 11:00	29.50	94.8	6.09	0.5	SR11	2/10/2014 17:00	29.57	102.7	6.59	0.5	SR11	2/10/2014 23:00	29.29	79.6	**5.12**	1.1
SR11	2/10/2014 5:05	29.29	77.1	**4.96**	**8.1**	SR11	2/10/2014 11:05	29.50	94.7	6.09	0.6	SR11	2/10/2014 17:05	29.71	103.1	6.60	0.3	SR11	2/10/2014 23:05	29.29	78.6	**5.06**	1.5
SR11	2/10/2014 5:10	29.32	83.4	**5.36**	0.2	SR11	2/10/2014 11:10	29.51	95.0	6.10	0.3	SR11	2/10/2014 17:10	29.65	103.1	6.61	0.2	SR11	2/10/2014 23:10	29.29	76.2	**4.90**	0.8
SR11	2/10/2014 5:15	29.32	80.5	**5.17**	0.3	SR11	2/10/2014 11:15	29.54	95.7	6.14	0.4	SR11	2/10/2014 17:15	29.67	102.1	6.54	0.2	SR11	2/10/2014 23:15	29.28	75.3	**4.85**	1.4
SR11	2/10/2014 5:20	29.33	81.5	**5.24**	0.3	SR11	2/10/2014 11:20	29.44	95.5	6.14	0.4	SR11	2/10/2014 17:20	29.63	101.2	6.49	0.2	SR11	2/10/2014 23:20	29.28	75.4	**4.84**	1.5
SR11	2/10/2014 5:25	29.28	82.4	**5.30**	0.1	SR11	2/10/2014 11:25	29.55	96.5	6.20	0.4	SR11	2/10/2014 17:25	29.60	99.8	6.40	0.3	SR11	2/10/2014 23:25	29.28	74.4	**4.79**	1.0
SR11	2/10/2014 5:30	29.26	77.3	**4.98**	0.5	SR11	2/10/2014 11:30	29.43	95.4	6.14	0.3	SR11	2/10/2014 17:30	29.59	98.7	6.33	0.3	SR11	2/10/2014 23:30	29.28	81.0	**5.21**	1.4
SR11	2/10/2014 5:35	29.21	78.9	**5.08**	0.4	SR11	2/10/2014 11:35	29.46	96.8	6.22	0.6	SR11	2/10/2014 17:35	29.57	97.5	6.25	0.1	SR11	2/10/2014 23:35	29.29	80.9	**5.20**	1.5
SR11	2/10/2014 5:40	29.19	81.3	**5.24**	0.3	SR11	2/10/2014 11:40	29.52	96.2	6.18	0.3	SR11	2/10/2014 17:40	29.59	97.2	6.23	0.1	SR11	2/10/2014 23:40	29.29	86.2	**5.55**	1.4
SR11	2/10/2014 5:45	29.19	82.7	**5.33**	0.5	SR11	2/10/2014 11:45	29.45	90.6	**5.83**	0.4	SR11	2/10/2014 17:45	29.60	97.5	6.25	0.3	SR11	2/10/2014 23:45	29.29	84.7	**5.46**	1.7
SR11	2/10/2014 5:50	29.21	90.3	**5.82**	0.4	SR11	2/10/2014 11:50	29.53	91.2	**5.85**	0.3	SR11	2/10/2014 17:50	29.55	95.8	6.14	0.2	SR11	2/10/2014 23:50	29.30	82.0	**5.27**	2.0
SR11	2/10/2014 5:55	29.16	85.9	**5.54**	0.4	SR11	2/10/2014 11:55	29.57	91.2	**5.85**	0.2	SR11	2/10/2014 17:55	29.56	94.9	6.09	0.1	SR11	2/10/2014 23:55	29.30	86.0	**5.53**	1.6

Station	Timestamp	Temp (° C)	DO (%)	DO (mg/L)	Tur (NTU)	Station	Timestamp	Temp (° C)	DO (%)	DO (mg/L)	Tur (NTU)	Station	Timestamp	Temp (° C)	DO (%)	DO (mg/L)	Tur (NTU)	Station	Timestamp	Temp (°C)	DO (%)	DO (mg/L)	Tur (NTU)
SR12	2/10/2014 0:01	29.35	66.9	4.32	3.3	SR12	2/10/2014 6:01	29.27	64.4	4.17	3.6	SR12	2/10/2014 12:01	29.54	68.9	4.48	5.0	SR12	2/10/2014 18:01	29.61	76.3	4.95	2.8
SR12	2/10/2014 0:06	29.33	66.9	4.32	3.5	SR12	2/10/2014 6:06	29.27	64.6	4.18	3.5	SR12	2/10/2014 12:06	29.64	76.9	5.00	2.8	SR12	2/10/2014 18:06	29.73	80.0	5.20	2.7
SR12	2/10/2014 0:11	29.35	65.7	4.24	3.0	SR12	2/10/2014 6:11	29.27	64.7	4.19	3.5	SR12	2/10/2014 12:11	29.71	79.8	5.19	2.4	SR12	2/10/2014 18:11	29.69	77.7	5.05	2.6
SR12	2/10/2014 0:16	29.34	66.3	4.28	3.4	SR12	2/10/2014 6:16	29.26	65.7	4.25	4.3	SR12	2/10/2014 12:16	29.57	75.7	4.92	2.8	SR12	2/10/2014 18:16	29.66	76.1	4.93	2.5
SR12	2/10/2014 0:21	29.35	65.4	4.22	3.2	SR12	2/10/2014 6:21	29.26	65.4	4.23	5.4	SR12	2/10/2014 12:21	29.55	75.3	4.90	3.1	SR12	2/10/2014 18:21	29.71	79.0	5.14	2.5
SR12	2/10/2014 0:26	29.35	65.1	4.20	3.2	SR12	2/10/2014 6:26	29.26	66.0	4.27	7.1	SR12	2/10/2014 12:26	29.65	77.3	5.02	2.6	SR12	2/10/2014 18:26	29.72	77.2	5.01	2.4
SR12	2/10/2014 0:31	29.35	65.2	4.21	3.7	SR12	2/10/2014 6:31	29.25	66.1	4.28	4.9	SR12	2/10/2014 12:31	29.50	73.4	4.75	6.5	SR12	2/10/2014 18:31	29.72	77.1	5.01	2.5
SR12	2/10/2014 0:36	29.35	64.9	4.19	3.3	SR12	2/10/2014 6:36	29.25	65.7	4.25	4.7	SR12	2/10/2014 12:36	29.68	76.6	4.97	3.7	SR12	2/10/2014 18:36	29.75	77.6	5.03	2.5
SR12	2/10/2014 0:41	29.33	62.0	4.00	2.9	SR12	2/10/2014 6:41	29.24	66.2	4.29	5.3	SR12	2/10/2014 12:41	29.71	78.3	5.08	3.0	SR12	2/10/2014 18:41	29.74	76.4	4.96	2.7
SR12	2/10/2014 0:46	29.34	62.5	4.04	2.7	SR12	2/10/2014 6:46	29.23	66.1	4.28	5.3	SR12	2/10/2014 12:46	29.51	73.1	4.74	3.7	SR12	2/10/2014 18:46	29.75	76.7	4.98	2.4
SR12	2/10/2014 0:51	29.35	62.0	4.01	2.4	SR12	2/10/2014 6:51	29.23	66.7	4.32	7.1	SR12	2/10/2014 12:51	29.47	74.7	4.86	4.0	SR12	2/10/2014 18:51	29.74	76.4	4.97	2.6
SR12	2/10/2014 0:56	29.34	62.0	4.00	3.2	SR12	2/10/2014 6:56	29.23	68.1	4.41	7.4	SR12	2/10/2014 12:56	29.67	76.5	4.97	2.9	SR12	2/10/2014 18:56	29.71	73.8	4.79	2.2
SR12	2/10/2014 1:01	29.34	60.9	3.93	2.8	SR12	2/10/2014 7:01	29.24	70.2	4.55	4.9	SR12	2/10/2014 13:01	29.56	75.0	4.87	3.1	SR12	2/10/2014 19:01	29.65	71.8	4.64	2.8
SR12	2/10/2014 1:06	29.34	61.3	3.96	2.9	SR12	2/10/2014 7:06	29.25	70.7	4.58	5.2	SR12	2/10/2014 13:06	29.68	77.2	5.01	3.0	SR12	2/10/2014 19:06	29.73	74.5	4.84	2.5
SR12	2/10/2014 1:11	29.28	62.5	4.05	2.2	SR12	2/10/2014 7:11	29.25	70.8	4.59	6.7	SR12	2/10/2014 13:11	29.64	75.5	4.90	3.1	SR12	2/10/2014 19:11	29.73	74.2	4.82	2.6
SR12	2/10/2014 1:16	29.33	62.8	4.06	2.8	SR12	2/10/2014 7:16	29.26	71.2	4.61	6.9	SR12	2/10/2014 13:16	29.64	75.6	4.90	3.2	SR12	2/10/2014 19:16	29.66	72.2	4.68	3.1
SR12	2/10/2014 1:21	29.33	63.3	4.09	2.8	SR12	2/10/2014 7:21	29.27	71.8	4.65	5.3	SR12	2/10/2014 13:21	29.59	73.4	4.76	3.8	SR12	2/10/2014 19:21	29.70	75.5	4.92	2.5
SR12	2/10/2014 1:26	29.33	64.7	4.18	3.3	SR12	2/10/2014 7:26	29.27	71.7	4.64	6.1	SR12	2/10/2014 13:26	29.68	75.8	4.92	2.8	SR12	2/10/2014 19:26	29.66	72.5	4.70	2.9
SR12	2/10/2014 1:31	29.33	64.5	4.16	2.9	SR12	2/10/2014 7:31	29.28	72.5	4.70	4.9	SR12	2/10/2014 13:31	29.52	70.2	4.55	3.3	SR12	2/10/2014 19:31	29.64	73.1	4.74	2.9
SR12	2/10/2014 1:36	29.33	63.8	4.12	3.0	SR12	2/10/2014 7:36	29.28	72.4	4.69	5.0	SR12	2/10/2014 13:36	29.60	73.3	4.76	2.8	SR12	2/10/2014 19:36	29.66	73.2	4.75	3.1
SR12	2/10/2014 1:41	29.23	68.6	4.45	2.3	SR12	2/10/2014 7:41	29.28	72.1	4.67	5.2	SR12	2/10/2014 13:41	29.52	72.1	4.68	3.6	SR12	2/10/2014 19:41	29.68	73.6	4.79	2.6
SR12	2/10/2014 1:46	29.30	63.0	4.07	2.7	SR12	2/10/2014 7:46	29.29	72.8	4.72	4.9	SR12	2/10/2014 13:46	29.47	70.8	4.59	4.0	SR12	2/10/2014 19:46	29.64	73.6	4.78	3.2
SR12	2/10/2014 1:51	29.30	64.0	4.13	2.8	SR12	2/10/2014 7:51	29.29	72.6	4.71	4.6	SR12	2/10/2014 13:51	29.44	71.5	4.64	3.9	SR12	2/10/2014 19:51	29.62	70.7	4.58	2.9
SR12	2/10/2014 1:56	29.25	66.4	4.31	2.2	SR12	2/10/2014 7:56	29.29	73.2	4.74	4.8	SR12	2/10/2014 13:56	29.51	70.4	4.56	3.8	SR12	2/10/2014 19:56	29.62	72.1	4.68	3.1
SR12	2/10/2014 2:01	29.28	63.2	4.09	2.4	SR12	2/10/2014 8:01	29.30	73.9	4.79	4.6	SR12	2/10/2014 14:01	29.47	70.8	4.59	3.6	SR12	2/10/2014 20:01	29.63	71.7	4.65	2.7
SR12	2/10/2014 2:06	29.31	64.5	4.17	2.5	SR12	2/10/2014 8:06	29.31	73.1	4.74	4.9	SR12	2/10/2014 14:06	29.42	67.1	4.35	4.5	SR12	2/10/2014 20:06	29.63	71.6	4.65	2.8
SR12	2/10/2014 2:11	29.31	62.8	4.05	2.9	SR12	2/10/2014 8:11	29.31	73.3	4.75	5.3	SR12	2/10/2014 14:11	29.48	70.9	4.60	3.1	SR12	2/10/2014 20:11	29.66	74.0	4.81	2.6
SR12	2/10/2014 2:16	29.31	62.1	4.01	3.2	SR12	2/10/2014 8:16	29.32	74.2	4.81	4.8	SR12	2/10/2014 14:16	29.49	72.4	4.69	3.3	SR12	2/10/2014 20:16	29.66	73.9	4.81	2.7
SR12	2/10/2014 2:21	29.23	68.5	4.45	2.2	SR12	2/10/2014 8:21	29.33	74.6	4.84	4.2	SR12	2/10/2014 14:21	29.52	70.9	4.59	4.7	SR12	2/10/2014 20:21	29.52	69.5	4.50	4.2
SR12	2/10/2014 2:26	29.30	61.6	3.98	3.0	SR12	2/10/2014 8:26	29.33	73.6	4.78	4.8	SR12	2/10/2014 14:26	29.52	69.0	4.46	4.4	SR12	2/10/2014 20:26	29.64	73.5	4.78	2.7
SR12	2/10/2014 2:31	29.27	66.8	4.33	2.3	SR12	2/10/2014 8:31	29.33	73.9	4.80	4.9	SR12	2/10/2014 14:31	29.58	71.1	4.59	4.1	SR12	2/10/2014 20:31	29.65	73.6	4.78	2.9
SR12	2/10/2014 2:36	29.16	68.1	4.43	1.9	SR12	2/10/2014 8:36	29.34	73.8	4.79	4.8	SR12	2/10/2014 14:36	29.65	69.5	4.47	6.4	SR12	2/10/2014 20:36	29.64	72.2	4.69	2.5
SR12	2/10/2014 2:41	29.15	66.5	4.32	2.3	SR12	2/10/2014 8:41	29.34	73.8	4.79	4.9	SR12	2/10/2014 14:41	29.61	70.0	4.51	5.3	SR12	2/10/2014 20:41	29.64	74.3	4.84	2.6
SR12	2/10/2014 2:46	29.20	65.2	4.23	2.3	SR12	2/10/2014 8:46	29.34	74.4	4.83	4.8	SR12	2/10/2014 14:46	29.57	69.6	4.49	3.9	SR12	2/10/2014 20:46	29.64	71.5	4.65	2.4
SR12	2/10/2014 2:51	29.19	64.3	4.18	2.3	SR12	2/10/2014 8:51	29.35	74.5	4.84	6.1	SR12	2/10/2014 14:51	29.56	68.8	4.43	6.2	SR12	2/10/2014 20:51	29.64	72.3	4.70	2.4
SR12	2/10/2014 2:56	29.26	64.4	4.18	2.4	SR12	2/10/2014 8:56	29.36	74.9	4.86	4.4	SR12	2/10/2014 14:56	29.54	67.7	4.36	5.8	SR12	2/10/2014 20:56	29.60	72.1	4.67	2.8
SR12	2/10/2014 3:01	29.19	64.4	4.19	2.2	SR12	2/10/2014 9:01	29.36	74.8	4.86	4.6	SR12	2/10/2014 15:01	29.51	65.9	4.25	6.5	SR12	2/10/2014 21:01	29.60	70.5	4.57	2.7
SR12	2/10/2014 3:06	29.20	64.4	4.18	2.3	SR12	2/10/2014 9:06	29.36	74.7	4.85	4.4	SR12	2/10/2014 15:06	29.52	67.9	4.37	6.2	SR12	2/10/2014 21:06	29.59	71.5	4.64	2.9
SR12	2/10/2014 3:11	29.22	64.2	4.17	2.4	SR12	2/10/2014 9:11	29.37	74.8	4.86	4.4	SR12	2/10/2014 15:11	29.52	68.4	4.41	6.0	SR12	2/10/2014 21:11	29.58	71.0	4.60	3.2
SR12	2/10/2014 3:16	29.22	64.9	4.22	2.3	SR12	2/10/2014 9:16	29.38	74.8	4.86	4.3	SR12	2/10/2014 15:16	29.55	68.1	4.39	5.0	SR12	2/10/2014 21:16	29.62	73.2	4.77	2.6
SR12	2/10/2014 3:21	29.29	62.8	4.06	2.9	SR12	2/10/2014 9:21	29.39	74.9	4.87	4.7	SR12	2/10/2014 15:21	29.54	67.4	4.34	7.6	SR12	2/10/2014 21:21	29.60	71.5	4.64	3.0
SR12	2/10/2014 3:26	29.25	65.8	4.27	2.4	SR12	2/10/2014 9:26	29.39	75.0	4.87	4.4	SR12	2/10/2014 15:26	29.55	68.7	4.43	6.4	SR12	2/10/2014 21:26	29.59	71.7	4.68	2.3
SR12	2/10/2014 3:31	29.25	66.6	4.32	2.4	SR12	2/10/2014 9:31	29.40	75.4	4.90	4.4	SR12	2/10/2014 15:31	29.54	67.6	4.36	6.0	SR12	2/10/2014 21:31	29.55	67.8	4.39	3.3
SR12	2/10/2014 3:36	29.26	66.8	4.33	2.4	SR12	2/10/2014 9:36	29.41	75.7	4.92	4.4	SR12	2/10/2014 15:36	29.53	64.9	4.17	7.3	SR12	2/10/2014 21:36	29.62	71.8	4.67	2.2
SR12	2/10/2014 3:41	29.26	65.2	4.23	2.4	SR12	2/10/2014 9:41	29.42	75.7	4.92	4.1	SR12	2/10/2014 15:41	29.54	69.6	4.50	4.4	SR12	2/10/2014 21:41	29.58	68.4	4.44	2.6
SR12	2/10/2014 3:46	29.26	65.5	4.25	2.3	SR12	2/10/2014 9:46	29.42	75.5	4.91	4.3	SR12	2/10/2014 15:46	29.55	67.5	4.35	5.7	SR12	2/10/2014 21:46	29.58	70.1	4.57	2.6
SR12	2/10/2014 3:51	29.26	65.4	4.24	2.3	SR12	2/10/2014 9:51	29.44	76.1	4.95	4.1	SR12	2/10/2014 15:51	29.54	65.6	4.22	7.6	SR12	2/10/2014 21:51	29.58	68.4	4.44	2.4
SR12	2/10/2014 3:56	29.26	67.6	4.38	2.5	SR12	2/10/2014 9:56	29.44	76.0	4.94	4.1	SR12	2/10/2014 15:56	29.51	66.8	4.31	4.8	SR12	2/10/2014 21:56	29.50	66.9	4.34	3.9
SR12	2/10/2014 4:01	29.27	66.4	4.31	2.5	SR12	2/10/2014 10:01	29.47	76.2	4.96	3.7	SR12	2/10/2014 16:01	29.54	66.8	4.30	5.8	SR12	2/10/2014 22:01	29.62	70.0	4.55	2.3
SR12	2/10/2014 4:06	29.27	66.1	4.29	2.4	SR12	2/10/2014 10:06	29.45	75.6	4.92	4.1	SR12	2/10/2014 16:06	29.54	66.2	4.26	6.2	SR12	2/10/2014 22:06	29.59	69.4	4.51	2.5
SR12	2/10/2014 4:11	29.27	66.6	4.32	2.3	SR12	2/10/2014 10:11	29.49	76.8	5.00	3.5	SR12	2/10/2014 16:11	29.55	66.7	4.29	5.5	SR12	2/10/2014 22:11	29.61	70.7	4.60	2.2
SR12	2/10/2014 4:16	29.27	66.1	4.28	2.4	SR12	2/10/2014 10:16	29.47	76.0	4.94	3.8	SR12	2/10/2014 16:16	29.50	66.4	4.28	4.1	SR12	2/10/2014 22:16	29.61	70.2	4.56	2.2
SR12	2/10/2014 4:21	29.28	65.9	4.27	2.2	SR12	2/10/2014 10:21	29.47	75.9	4.94	3.7	SR12	2/10/2014 16:21	29.51	64.8	4.18	4.7	SR12	2/10/2014 22:21	29.59	69.9	4.54	2.3
SR12	2/10/2014 4:26	29.28	66.1	4.29	2.3	SR12	2/10/2014 10:26	29.47	75.8	4.93	3.9	SR12	2/10/2014 16:26	29.51	63.2	4.07	5.4	SR12	2/10/2014 22:26	29.56	68.0	4.41	2.3
SR12	2/10/2014 4:31	29.28	66.7	4.32	2.5	SR12	2/10/2014 10:31	29.48	76.4	4.97	3.7	SR12	2/10/2014 16:31	29.48	65.6	4.23	5.3	SR12	2/10/2014 22:31	29.55	69.1	4.48	3.2
SR12	2/10/2014 4:36	29.28	66.8	4.33	2.3	SR12	2/10/2014 10:36	29.49	76.4	4.97	3.9	SR12	2/10/2014 16:36	29.49	67.1	4.33	4.6	SR12	2/10/2014 22:36	29.57	69.5	4.51	2.6
SR12	2/10/2014 4:41	29.28	67.1	4.35	2.5	SR12	2/10/2014 10:41	29.52	77.4	5.03	3.4	SR12	2/10/2014 16:41	29.50	66.2	4.27	4.1	SR12	2/10/2014 22:41	29.57	68.4	4.44	2.7
SR12	2/10/2014 4:46	29.29	65.2	4.22	3.2	SR12	2/10/2014 10:46	29.55	77.3	5.03	3.3	SR12	2/10/2014 16:46	29.50	65.6	4.22	5.9	SR12	2/10/2014 22:46	29.53	69.5	4.51	3.0
SR12	2/10/2014 4:51	29.27	67.1	4.35	2.4	SR12	2/10/2014 10:51	29.54	77.0	5.01	3.5	SR12	2/10/2014 16:51	29.50	69.5	4.49	4.0	SR12	2/10/2014 22:51	29.51	68.8	4.46	3.3
SR12	2/10/2014 4:56	29.26	68.4	4.44	2.9	SR12	2/10/2014 10:56	29.55	76.8	4.99	3.3	SR12	2/10/2014 16:56	29.51	66.6	4.29	5.2	SR12	2/10/2014 22:56	29.52	70.6	4.57	3.3
SR12	2/10/2014 5:01	29.24	68.9	4.47	2.8	SR12	2/10/2014 11:01	29.54	75.8	4.93	3.2	SR12	2/10/2014 17:01	29.50	67.5	4.35	4.0	SR12	2/10/2014 23:01	29.50	69.4	4.50	3.1
SR12	2/10/2014 5:06	29.20	69.0	4.49	2.8	SR12	2/10/2014 11:06	29.51	74.3	4.83	5.4	SR12	2/10/2014 17:06	29.49	68.5	4.43	3.4	SR12	2/10/2014 23:06	29.56	71.2	4.63	2.2
SR12	2/10/2014 5:11	29.21	68.4	4.44	3.2	SR12	2/10/2014 11:11	29.66	78.9	5.12	2.7	SR12	2/10/2014 17:11	29.47	70.7	4.57	2.9	SR12	2/10/2014 23:11	29.55	70.4	4.57	2.4
SR12	2/10/2014 5:16	29.26	67.3	4.36	3.2	SR12	2/10/2014 11:16	29.65	78.7	5.11	3.0	SR12	2/10/2014 17:16	29.50	68.1	4.39	4.1	SR12	2/10/2014 23:16	29.54	69.7	4.52	2.3
SR12	2/10/2014 5:21	29.28	66.6	4.31	2.9	SR12	2/10/2014 11:21	29.53	74.4	4.84	3.7	SR12	2/10/2014 17:21	29.58	74.2	4.79	3.8	SR12	2/10/2014 23:21	29.55	70.1	4.55	2.4
SR12	2/10/2014 5:26	29.28	66.4	4.30	2.9	SR12	2/10/2014 11:26	29.68	79.7	5.18	2.6	SR12	2/10/2014 17:26	29.46	66.2	4.27	6.6	SR12	2/10/2014 23:26	29.50	67.3	4.36	3.1
SR12	2/10/2014 5:31	29.28	65.3	4.22	2.9	SR12	2/10/2014 11:31	29.63	77.5	5.04	3.0	SR12	2/10/2014 17:31	29.54	75.4	4.88	3.8	SR12	2/10/2014 23:31	29.49	68.0	4.41	2.7
SR12	2/10/2014 5:36	29.28	64.1	4.15	3.7	SR12	2/10/2014 11:36	29.65	77.8	5.06	2.7	SR12	2/10/2014 17:36	29.53	74.1	4.80	3.7	SR12	2/10/2014 23:36	29.49	69.6	4.52	2.4
SR12	2/10/2014 5:41	29.27	65.4	4.24	2.9	SR12	2/10/2014 11:41	29.59	75.5	4.91	2.9	SR12	2/10/2014 17:41	29.56	76.4	4.96	3.7	SR12	2/10/2014 23:41	29.46	65.7	4.26	3.1
SR12	2/10/2014 5:46	29.26	64.9	4.20	3.1	SR12	2/10/2014 11:46	29.67	77.5	5.04	2.9	SR12	2/10/2014 17:46	29.66	77.5	5.03	3.0	SR12	2/10/2014 23:46	29.46	65.7	4.25	3.0
SR12	2/10/2014 5:51	29.27	65.4	4.23	3.9	SR12	2/10/2014 11:51	29.63	76.2	4.95	2.7	SR12	2/10/2014 17:51	29.61	76.5	4.96	3.6	SR12	2/10/2014 23:51	29.43	66.7	4.32	3.3
SR12	2/10/2014 5:56	29.27	64.9	4.20	3.7	SR12	2/10/2014 11:56	29.61	76.3	4.96	4.0	SR12	2/10/2014 17:56	29.68	79.1	5.14	2.9	SR12	2/10/2014 23:56	29.41	65.6	4.24	3.4

Station	Timestamp	Temp (° C)	DO (%)	DO (mg/L)	Tur (NTU)	Station	Timestamp	Temp (° C)	DO (%)	DO (mg/L)	Tur (NTU)	Station	Timestamp	Temp (° C)	DO (%)	DO (mg/L)	Tur (NTU)	Station	Timestamp	Temp (°C)	DO (%)	DO (mg/L)	Tur (NTU)
SR13	2/10/2014 0:00	29.31	65.7	**4.26**	3.5	SR13	2/10/2014 6:00	29.22	60.7	**3.94**	3.7	SR13	2/10/2014 12:00	29.42	66.6	**4.32**	1.8	SR13	2/10/2014 18:00	29.41	67.2	**4.35**	5.0
SR13	2/10/2014 0:05	29.31	65.4	**4.25**	3.9	SR13	2/10/2014 6:05	29.22	60.7	**3.94**	5.7	SR13	2/10/2014 12:05	29.41	65.6	**4.26**	0.9	SR13	2/10/2014 18:05	29.41	66.4	**4.30**	4.4
SR13	2/10/2014 0:10	29.31	65.2	**4.23**	2.8	SR13	2/10/2014 6:10	29.22	60.5	**3.93**	4.8	SR13	2/10/2014 12:10	29.45	66.8	**4.34**	1.5	SR13	2/10/2014 18:10	29.42	65.9	**4.27**	4.1
SR13	2/10/2014 0:15	29.31	65.2	**4.24**	3.0	SR13	2/10/2014 6:15	29.22	59.3	**3.85**	4.7	SR13	2/10/2014 12:15	29.53	68.3	**4.43**	1.4	SR13	2/10/2014 18:15	29.42	65.1	**4.22**	4.2
SR13	2/10/2014 0:20	29.31	65.7	**4.27**	3.4	SR13	2/10/2014 6:20	29.21	57.8	**3.75**	2.8	SR13	2/10/2014 12:20	29.54	69.8	**4.53**	3.5	SR13	2/10/2014 18:20	29.39	65.9	**4.27**	9.6
SR13	2/10/2014 0:25	29.30	65.1	**4.22**	3.7	SR13	2/10/2014 6:25	29.21	59.5	**3.86**	3.2	SR13	2/10/2014 12:25	29.50	67.4	**4.37**	2.1	SR13	2/10/2014 18:25	29.41	65.6	**4.25**	5.4
SR13	2/10/2014 0:30	29.29	65.4	**4.25**	4.4	SR13	2/10/2014 6:30	29.20	60.4	**3.92**	2.5	SR13	2/10/2014 12:30	29.52	66.8	**4.33**	1.0	SR13	2/10/2014 18:30	29.42	65.4	**4.24**	4.6
SR13	2/10/2014 0:35	29.29	65.2	**4.23**	6.3	SR13	2/10/2014 6:35	29.18	62.9	**4.08**	2.4	SR13	2/10/2014 12:35	29.45	68.7	**4.46**	4.0	SR13	2/10/2014 18:35	29.39	65.3	**4.23**	6.3
SR13	2/10/2014 0:40	29.29	64.6	**4.19**	4.7	SR13	2/10/2014 6:40	29.18	62.5	**4.06**	2.5	SR13	2/10/2014 12:40	29.52	69.2	**4.49**	2.6	SR13	2/10/2014 18:40	29.41	65.3	**4.23**	5.6
SR13	2/10/2014 0:45	29.29	64.4	**4.18**	4.4	SR13	2/10/2014 6:45	29.18	62.6	**4.07**	2.2	SR13	2/10/2014 12:45	29.52	68.1	**4.42**	1.5	SR13	2/10/2014 18:45	29.40	65.3	**4.23**	5.9
SR13	2/10/2014 0:50	29.29	64.2	**4.16**	4.6	SR13	2/10/2014 6:50	29.19	58.2	**3.78**	2.3	SR13	2/10/2014 12:50	29.49	67.5	**4.38**	3.5	SR13	2/10/2014 18:50	29.41	65.2	**4.22**	6.9
SR13	2/10/2014 0:55	29.29	64.5	**4.19**	4.4	SR13	2/10/2014 6:55	29.19	60.8	**3.95**	2.1	SR13	2/10/2014 12:55	29.46	66.6	**4.33**	4.0	SR13	2/10/2014 18:55	29.39	65.5	**4.24**	6.4
SR13	2/10/2014 1:00	29.29	64.3	**4.18**	4.3	SR13	2/10/2014 7:00	29.19	61.3	**3.98**	2.3	SR13	2/10/2014 13:00	29.45	66.3	**4.30**	4.9	SR13	2/10/2014 19:00	29.39	65.1	**4.22**	5.6
SR13	2/10/2014 1:05	29.28	64.5	**4.19**	3.8	SR13	2/10/2014 7:05	29.19	62.8	**4.08**	3.6	SR13	2/10/2014 13:05	29.44	65.4	**4.25**	3.4	SR13	2/10/2014 19:05	29.38	65.1	**4.22**	6.3
SR13	2/10/2014 1:10	29.28	64.9	**4.21**	4.6	SR13	2/10/2014 7:10	29.19	62.7	**4.07**	3.9	SR13	2/10/2014 13:10	29.43	65.0	**4.22**	3.4	SR13	2/10/2014 19:10	29.37	65.0	**4.21**	6.2
SR13	2/10/2014 1:15	29.28	65.0	**4.22**	4.4	SR13	2/10/2014 7:15	29.18	61.9	**4.02**	3.0	SR13	2/10/2014 13:15	29.44	64.7	**4.20**	2.7	SR13	2/10/2014 19:15	29.38	64.3	**4.17**	5.0
SR13	2/10/2014 1:20	29.28	64.5	**4.19**	4.4	SR13	2/10/2014 7:20	29.19	62.8	**4.08**	3.0	SR13	2/10/2014 13:20	29.45	64.9	**4.21**	2.6	SR13	2/10/2014 19:20	29.39	64.7	**4.19**	5.5
SR13	2/10/2014 1:25	29.27	64.6	**4.19**	4.5	SR13	2/10/2014 7:25	29.19	64.1	**4.16**	4.2	SR13	2/10/2014 13:25	29.47	66.1	**4.29**	2.7	SR13	2/10/2014 19:25	29.39	64.6	**4.19**	5.5
SR13	2/10/2014 1:30	29.27	65.2	**4.23**	5.1	SR13	2/10/2014 7:30	29.19	62.9	**4.09**	3.7	SR13	2/10/2014 13:30	29.46	66.6	**4.32**	4.9	SR13	2/10/2014 19:30	29.39	64.4	**4.17**	4.7
SR13	2/10/2014 1:35	29.27	64.8	**4.20**	4.8	SR13	2/10/2014 7:35	29.20	64.0	**4.16**	2.3	SR13	2/10/2014 13:35	29.49	66.8	**4.33**	2.6	SR13	2/10/2014 19:35	29.40	64.8	**4.20**	4.8
SR13	2/10/2014 1:40	29.27	64.2	**4.17**	4.8	SR13	2/10/2014 7:40	29.20	63.7	**4.14**	2.2	SR13	2/10/2014 13:40	29.51	67.6	**4.38**	2.9	SR13	2/10/2014 19:40	29.38	64.4	**4.17**	5.3
SR13	2/10/2014 1:45	29.26	64.2	**4.16**	5.0	SR13	2/10/2014 7:45	29.21	62.8	**4.08**	1.8	SR13	2/10/2014 13:45	29.44	66.1	**4.29**	3.0	SR13	2/10/2014 19:45	29.37	64.0	**4.15**	5.6
SR13	2/10/2014 1:50	29.26	64.3	**4.17**	4.9	SR13	2/10/2014 7:50	29.20	62.1	**4.03**	1.2	SR13	2/10/2014 13:50	29.51	66.8	**4.33**	2.6	SR13	2/10/2014 19:50	29.38	63.9	**4.14**	4.3
SR13	2/10/2014 1:55	29.26	64.2	**4.16**	5.0	SR13	2/10/2014 7:55	29.20	61.4	**3.99**	1.3	SR13	2/10/2014 13:55	29.54	67.4	**4.37**	2.1	SR13	2/10/2014 19:55	29.38	63.8	**4.14**	4.4
SR13	2/10/2014 2:00	29.25	62.1	**4.03**	3.8	SR13	2/10/2014 8:00	29.19	61.7	**4.01**	1.1	SR13	2/10/2014 14:00	29.54	67.3	**4.36**	2.6	SR13	2/10/2014 20:00	29.37	63.9	**4.14**	4.6
SR13	2/10/2014 2:05	29.25	63.1	**4.09**	4.6	SR13	2/10/2014 8:05	29.18	62.9	**4.09**	2.6	SR13	2/10/2014 14:05	29.45	67.2	**4.36**	6.5	SR13	2/10/2014 20:05	29.36	64.6	**4.19**	4.8
SR13	2/10/2014 2:10	29.27	62.1	**4.03**	3.4	SR13	2/10/2014 8:10	29.19	62.6	**4.07**	1.6	SR13	2/10/2014 14:10	29.45	66.7	**4.33**	8.2	SR13	2/10/2014 20:10	29.36	65.0	**4.21**	5.5
SR13	2/10/2014 2:15	29.26	62.2	**4.03**	7.2	SR13	2/10/2014 8:15	29.18	62.1	**4.04**	1.2	SR13	2/10/2014 14:15	29.46	67.4	**4.37**	5.2	SR13	2/10/2014 20:15	29.36	64.7	**4.19**	5.9
SR13	2/10/2014 2:20	29.26	63.0	**4.08**	6.1	SR13	2/10/2014 8:20	29.18	62.2	**4.04**	2.0	SR13	2/10/2014 14:20	29.43	67.2	**4.35**	8.1	SR13	2/10/2014 20:20	29.36	64.4	**4.17**	4.4
SR13	2/10/2014 2:25	29.25	63.5	**4.12**	8.9	SR13	2/10/2014 8:25	29.19	62.5	**4.06**	1.9	SR13	2/10/2014 14:25	29.42	66.6	**4.32**	7.4	SR13	2/10/2014 20:25	29.36	64.6	**4.19**	4.4
SR13	2/10/2014 2:30	29.25	63.2	**4.09**	9.6	SR13	2/10/2014 8:30	29.19	61.9	**4.02**	1.9	SR13	2/10/2014 14:30	29.41	66.2	**4.29**	7.5	SR13	2/10/2014 20:30	29.35	64.0	**4.15**	5.3
SR13	2/10/2014 2:35	29.26	62.6	**4.06**	7.3	SR13	2/10/2014 8:35	29.19	61.1	**3.97**	1.4	SR13	2/10/2014 14:35	29.42	65.9	**4.27**	5.4	SR13	2/10/2014 20:35	29.37	65.8	**4.27**	3.7
SR13	2/10/2014 2:40	29.25	62.3	**4.04**	9.0	SR13	2/10/2014 8:40	29.19	62.7	**4.08**	2.0	SR13	2/10/2014 14:40	29.42	66.4	**4.31**	6.3	SR13	2/10/2014 20:40	29.38	68.0	**4.42**	3.9
SR13	2/10/2014 2:45	29.25	62.6	**4.06**	8.2	SR13	2/10/2014 8:45	29.20	63.5	**4.13**	2.9	SR13	2/10/2014 14:45	29.44	66.1	**4.29**	4.9	SR13	2/10/2014 20:45	29.37	66.3	**4.30**	3.5
SR13	2/10/2014 2:50	29.25	62.9	**4.08**	7.0	SR13	2/10/2014 8:50	29.20	63.0	**4.09**	1.8	SR13	2/10/2014 14:50	29.45	66.6	**4.32**	4.5	SR13	2/10/2014 20:50	29.38	66.4	**4.32**	3.9
SR13	2/10/2014 2:55	29.25	61.9	**4.01**	8.1	SR13	2/10/2014 8:55	29.20	63.0	**4.09**	1.8	SR13	2/10/2014 14:55	29.44	67.1	**4.35**	5.9	SR13	2/10/2014 20:55	29.37	66.6	**4.33**	3.3
SR13	2/10/2014 3:00	29.24	64.0	**4.15**	10.7	SR13	2/10/2014 9:00	29.19	62.4	**4.05**	1.9	SR13	2/10/2014 15:00	29.44	66.8	**4.33**	4.7	SR13	2/10/2014 21:00	29.38	66.8	**4.34**	3.5
SR13	2/10/2014 3:05	29.24	63.8	**4.14**	9.2	SR13	2/10/2014 9:05	29.19	61.7	**4.01**	2.5	SR13	2/10/2014 15:05	29.45	66.4	**4.30**	4.1	SR13	2/10/2014 21:05	29.38	66.5	**4.32**	3.8
SR13	2/10/2014 3:10	29.23	64.1	**4.15**	7.8	SR13	2/10/2014 9:10	29.18	61.2	**3.98**	1.7	SR13	2/10/2014 15:10	29.43	66.8	**4.33**	5.4	SR13	2/10/2014 21:10	29.38	66.2	**4.30**	2.9
SR13	2/10/2014 3:15	29.23	64.1	**4.16**	6.9	SR13	2/10/2014 9:15	29.18	59.4	**3.86**	2.3	SR13	2/10/2014 15:15	29.43	66.6	**4.31**	4.0	SR13	2/10/2014 21:15	29.39	67.2	**4.37**	2.8
SR13	2/10/2014 3:20	29.23	63.4	**4.11**	7.7	SR13	2/10/2014 9:20	29.18	60.0	**3.90**	1.7	SR13	2/10/2014 15:20	29.42	66.5	**4.31**	4.0	SR13	2/10/2014 21:20	29.39	67.2	**4.37**	3.0
SR13	2/10/2014 3:25	29.23	63.2	**4.10**	8.4	SR13	2/10/2014 9:25	29.20	59.7	**3.88**	1.2	SR13	2/10/2014 15:25	29.44	66.6	**4.32**	3.5	SR13	2/10/2014 21:25	29.39	67.2	**4.37**	2.3
SR13	2/10/2014 3:30	29.22	63.8	**4.14**	5.2	SR13	2/10/2014 9:30	29.20	59.8	**3.89**	1.3	SR13	2/10/2014 15:30	29.42	66.4	**4.30**	4.3	SR13	2/10/2014 21:30	29.40	66.9	**4.35**	2.0
SR13	2/10/2014 3:35	29.23	64.8	**4.20**	5.8	SR13	2/10/2014 9:35	29.20	59.3	**3.85**	1.2	SR13	2/10/2014 15:35	29.46	66.5	**4.31**	3.1	SR13	2/10/2014 21:35	29.40	66.6	**4.33**	2.0
SR13	2/10/2014 3:40	29.23	64.2	**4.16**	5.5	SR13	2/10/2014 9:40	29.20	59.0	**3.83**	0.7	SR13	2/10/2014 15:40	29.44	65.9	**4.27**	3.8	SR13	2/10/2014 21:40	29.41	66.4	**4.32**	2.0
SR13	2/10/2014 3:45	29.23	64.1	**4.16**	5.4	SR13	2/10/2014 9:45	29.21	58.1	**3.78**	2.7	SR13	2/10/2014 15:45	29.45	65.9	**4.27**	3.1	SR13	2/10/2014 21:45	29.40	67.1	**4.36**	1.8
SR13	2/10/2014 3:50	29.24	63.9	**4.14**	4.8	SR13	2/10/2014 9:50	29.26	64.2	**4.17**	3.3	SR13	2/10/2014 15:50	29.46	66.6	**4.31**	3.7	SR13	2/10/2014 21:50	29.39	67.9	**4.42**	3.2
SR13	2/10/2014 3:55	29.24	63.8	**4.14**	5.0	SR13	2/10/2014 9:55	29.26	65.3	**4.24**	3.1	SR13	2/10/2014 15:55	29.45	65.9	**4.27**	3.1	SR13	2/10/2014 21:55	29.40	68.1	**4.43**	2.4
SR13	2/10/2014 4:00	29.24	63.5	**4.12**	4.5	SR13	2/10/2014 10:00	29.26	65.3	**4.24**	3.0	SR13	2/10/2014 16:00	29.59	67.7	**4.38**	2.4	SR13	2/10/2014 22:00	29.42	67.3	**4.38**	1.5
SR13	2/10/2014 4:05	29.23	63.6	**4.12**	5.0	SR13	2/10/2014 10:05	29.27	65.7	**4.27**	3.3	SR13	2/10/2014 16:05	29.56	67.9	**4.39**	2.5	SR13	2/10/2014 22:05	29.41	67.4	**4.38**	1.5
SR13	2/10/2014 4:10	29.24	62.9	**4.08**	3.8	SR13	2/10/2014 10:10	29.26	64.5	**4.19**	2.5	SR13	2/10/2014 16:10	29.52	66.9	**4.33**	2.5	SR13	2/10/2014 22:10	29.42	67.5	**4.40**	1.5
SR13	2/10/2014 4:15	29.24	63.3	**4.10**	4.0	SR13	2/10/2014 10:15	29.26	64.5	**4.19**	2.9	SR13	2/10/2014 16:15	29.50	66.5	**4.31**	2.6	SR13	2/10/2014 22:15	29.41	67.4	**4.39**	1.6
SR13	2/10/2014 4:20	29.23	62.8	**4.08**	4.5	SR13	2/10/2014 10:20	29.28	65.7	**4.27**	3.1	SR13	2/10/2014 16:20	29.52	66.7	**4.32**	1.9	SR13	2/10/2014 22:20	29.42	67.5	**4.39**	1.2
SR13	2/10/2014 4:25	29.23	63.3	**4.10**	4.7	SR13	2/10/2014 10:25	29.28	65.8	**4.27**	1.9	SR13	2/10/2014 16:25	29.48	72.2	**4.67**	4.6	SR13	2/10/2014 22:25	29.42	68.0	**4.43**	1.9
SR13	2/10/2014 4:30	29.23	63.0	**4.08**	4.2	SR13	2/10/2014 10:30	29.28	65.9	**4.29**	2.4	SR13	2/10/2014 16:30	29.44	68.6	**4.45**	6.2	SR13	2/10/2014 22:30	29.42	67.2	**4.38**	1.0
SR13	2/10/2014 4:35	29.23	62.7	**4.07**	3.5	SR13	2/10/2014 10:35	29.30	66.5	**4.32**	2.5	SR13	2/10/2014 16:35	29.45	68.6	**4.44**	5.1	SR13	2/10/2014 22:35	29.42	67.3	**4.38**	1.1
SR13	2/10/2014 4:40	29.23	63.3	**4.11**	3.7	SR13	2/10/2014 10:40	29.30	66.5	**4.32**	2.4	SR13	2/10/2014 16:40	29.46	68.5	**4.44**	5.1	SR13	2/10/2014 22:40	29.43	67.0	**4.36**	1.2
SR13	2/10/2014 4:45	29.23	63.4	**4.11**	3.2	SR13	2/10/2014 10:45	29.31	65.9	**4.28**	1.7	SR13	2/10/2014 16:45	29.44	67.7	**4.39**	5.3	SR13	2/10/2014 22:45	29.41	67.3	**4.38**	1.5
SR13	2/10/2014 4:50	29.23	62.9	**4.08**	3.4	SR13	2/10/2014 10:50	29.29	66.6	**4.33**	5.1	SR13	2/10/2014 16:50	29.45	68.8	**4.46**	6.2	SR13	2/10/2014 22:50	29.41	66.7	**4.34**	1.2
SR13	2/10/2014 4:55	29.23	62.6	**4.06**	2.9	SR13	2/10/2014 10:55	29.29	66.0	**4.29**	2.4	SR13	2/10/2014 16:55	29.44	67.8	**4.39**	4.7	SR13	2/10/2014 22:55	29.44	66.3	**4.32**	0.8
SR13	2/10/2014 5:00	29.23	62.4	**4.05**	3.6	SR13	2/10/2014 11:00	29.29	66.1	**4.29**	2.0	SR13	2/10/2014 17:00	29.46	66.9	**4.34**	3.6	SR13	2/10/2014 23:00	29.41	66.2	**4.31**	1.2
SR13	2/10/2014 5:05	29.23	62.3	**4.04**	3.8	SR13	2/10/2014 11:05	29.31	65.9	**4.28**	2.7	SR13	2/10/2014 17:05	29.44	66.8	**4.33**	4.3	SR13	2/10/2014 23:05	29.43	65.7	**4.28**	1.4
SR13	2/10/2014 5:10	29.23	61.7	**4.00**	3.5	SR13	2/10/2014 11:10	29.31	65.2	**4.24**	1.6	SR13	2/10/2014 17:10	29.44	67.6	**4.38**	5.5	SR13	2/10/2014 23:10	29.42	65.0	**4.23**	1.3
SR13	2/10/2014 5:15	29.23	61.9	**4.02**	3.7	SR13	2/10/2014 11:15	29.37	66.3	**4.31**	1.5	SR13	2/10/2014 17:15	29.45	67.2	**4.35**	4.3	SR13	2/10/2014 23:15	29.39	63.1	**4.11**	1.6
SR13	2/10/2014 5:20	29.23	61.7	**4.00**	**17.2**	SR13	2/10/2014 11:20	29.34	66.0	**4.29**	1.7	SR13	2/10/2014 17:20	29.44	68.7	**4.45**	5.0	SR13	2/10/2014 23:20	29.43	65.6	**4.27**	1.2
SR13	2/10/2014 5:25	29.23	62.1	**4.03**	3.6	SR13	2/10/2014 11:25	29.38	66.5	**4.32**	1.9	SR13	2/10/2014 17:25	29.42	67.5	**4.37**	8.1	SR13	2/10/2014 23:25	29.39	63.9	**4.15**	2.5
SR13	2/10/2014 5:30	29.22	63.2	**4.10**	4.5	SR13	2/10/2014 11:30	29.43	68.0	**4.41**	2.0	SR13	2/10/2014 17:30	29.43	68.1	**4.41**	6.0	SR13	2/10/2014 23:30	29.40	65.2	**4.24**	2.2
SR13	2/10/2014 5:35	29.23	63.2	**4.10**	9.8	SR13	2/10/2014 11:35	29.40	67.4	**4.38**	2.2	SR13	2/10/2014 17:35	29.43	68.1	**4.41**	6.1	SR13	2/10/2014 23:35	29.41	66.6	**4.33**	1.9
SR13	2/10/2014 5:40	29.21	63.0	**4.09**	5.2	SR13	2/10/2014 11:40	29.40	67.3	**4.37**	2.3	SR13	2/10/2014 17:40	29.42	67.5	**4.37**	6.3	SR13	2/10/2014 23:40	29.40	66.6	**4.33**	2.0
SR13	2/10/2014 5:45	29.22	61.9	**4.02**	3.8	SR13	2/10/2014 11:45	29.42	66.7	**4.33**	2.2	SR13	2/10/2014 17:45	29.41	67.4	**4.37**	8.2	SR13	2/10/2014 23:45	29.40	66.3	**4.31**	2.2
SR13	2/10/2014 5:50	29.22	61.1	**3.96**	4.1	SR13	2/10/2014 11:50	29.42	66.5	**4.32**	1.6	SR13	2/10/2014 17:50	29.40	66.7	**4.32**	8.4	SR13	2/10/2014 23:50	29.40	66.0	**4.29**	1.6
SR13	2/10/2014 5:55	29.22	60.9	**3.95**	3.7	SR13	2/10/2014 11:55	29.44	67.3	**4.37**	1.4	SR13	2/10/2014 17:55	29.41	66.0	**4.27**	6.4	SR13	2/10/2014 23:55	29.40	66.2	**4.30**	2.1

Station	Timestamp	NH_3 (mg/L)				Station	Timestamp	NH_3 (mg/L)			
SR4	2/10/2014 0:17	0.07				SR12	2/10/2014 0:17	0.07			
SR4	2/10/2014 0:37	0.07				SR12	2/10/2014 0:37	0.07			
SR4	2/10/2014 0:57	0.09				SR12	2/10/2014 0:57	0.06			
SR4	2/10/2014 1:17	0.08				SR12	2/10/2014 1:17	0.06			
SR4	2/10/2014 1:37	0.08				SR12	2/10/2014 1:37	0.06			
SR4	2/10/2014 1:57	0.08				SR12	2/10/2014 1:57	0.06			
SR4	2/10/2014 2:17	0.05				SR12	2/10/2014 2:17	0.07			
SR4	2/10/2014 2:37	0.08				SR12	2/10/2014 2:37	0.07			
SR4	2/10/2014 2:57	0.08				SR12	2/10/2014 2:57	0.08			
SR4	2/10/2014 3:17	0.06				SR12	2/10/2014 3:17	0.08			
SR4	2/10/2014 3:37	0.06				SR12	2/10/2014 3:37	0.08			
SR4	2/10/2014 3:57	0.06				SR12	2/10/2014 3:57	0.06			
SR4	2/10/2014 4:17	0.06				SR12	2/10/2014 4:17	0.06			
SR4	2/10/2014 4:37	0.06				SR12	2/10/2014 4:37	0.06			
SR4	2/10/2014 4:57	0.06				SR12	2/10/2014 4:57	0.07			
SR4	2/10/2014 5:17	0.07				SR12	2/10/2014 5:17	0.08			
SR4	2/10/2014 5:37	0.05				SR12	2/10/2014 5:37	0.09			
SR4	2/10/2014 5:57	0.06				SR12	2/10/2014 5:57	0.10			
SR4						SR12					
SR4	2/10/2014 6:37	0.06				SR12	2/10/2014 6:37	0.10			
SR4	2/10/2014 6:57	0.06				SR12	2/10/2014 6:57	0.08			
SR4	2/10/2014 7:17	0.08				SR12	2/10/2014 7:17	0.09			
SR4	2/10/2014 7:37	0.08				SR12	2/10/2014 7:37	0.09			
SR4	2/10/2014 7:57	0.08				SR12	2/10/2014 7:57	0.08			
SR4	2/10/2014 8:17	0.08				SR12	2/10/2014 8:17	0.09			
SR4	2/10/2014 8:37	0.06				SR12	2/10/2014 8:37	0.09			
SR4	2/10/2014 8:57	0.06				SR12	2/10/2014 8:57	0.08			
SR4	2/10/2014 9:17	0.06				SR12	2/10/2014 9:17	0.06			
SR4	2/10/2014 9:37	0.06				SR12	2/10/2014 9:37	0.06			
SR4	2/10/2014 9:57	0.06				SR12	2/10/2014 9:57	0.06			
SR4	2/10/2014 10:17	0.07				SR12	2/10/2014 10:17	0.07			
SR4	2/10/2014 10:37	0.08				SR12	2/10/2014 10:37	0.07			
SR4	2/10/2014 10:57	0.07				SR12	2/10/2014 10:57	0.07			
SR4	2/10/2014 11:17	0.08				SR12	2/10/2014 11:17	0.07			
SR4	2/10/2014 11:37	0.08				SR12	2/10/2014 11:37	0.08			
SR4	2/10/2014 11:57	0.07				SR12	2/10/2014 11:57	0.08			
SR4	2/10/2014 12:17	0.06				SR12	2/10/2014 12:17	0.08			
SR4	2/10/2014 12:37	0.08				SR12	2/10/2014 12:37	0.07			
SR4	2/10/2014 12:57	0.08				SR12	2/10/2014 12:57	0.07			
SR4	2/10/2014 13:17	0.08				SR12	2/10/2014 13:17	0.06			
SR4	2/10/2014 13:37	0.06				SR12	2/10/2014 13:37	0.06			
SR4	2/10/2014 13:57	0.07				SR12	2/10/2014 13:57	0.06			
SR4	2/10/2014 14:17	0.07				SR12	2/10/2014 14:17	0.08			
SR4	2/10/2014 14:37	0.08				SR12	2/10/2014 14:37	0.08			
SR4	2/10/2014 14:57	0.07				SR12	2/10/2014 14:57	0.08			
SR4	2/10/2014 15:17	0.07				SR12	2/10/2014 15:17	0.07			
SR4	2/10/2014 15:37	0.08				SR12	2/10/2014 15:37	0.08			
SR4	2/10/2014 15:57	0.08				SR12	2/10/2014 15:57	0.07			
SR4	2/10/2014 16:17	0.08				SR12	2/10/2014 16:17	0.07			
SR4	2/10/2014 16:37	0.09				SR12	2/10/2014 16:37	0.07			
SR4	2/10/2014 16:57	0.08				SR12	2/10/2014 16:57	0.07			
SR4	2/10/2014 17:17	0.08				SR12	2/10/2014 17:17	0.07			
SR4	2/10/2014 17:37	0.07				SR12	2/10/2014 17:37	0.07			
SR4	2/10/2014 17:57	0.07				SR12	2/10/2014 17:57	0.07			
SR4	2/10/2014 18:17	0.06				SR12	2/10/2014 18:17	0.08			
SR4	2/10/2014 18:37	0.06				SR12	2/10/2014 18:37	0.08			
SR4	2/10/2014 18:57	0.06				SR12	2/10/2014 18:57	0.08			
SR4	2/10/2014 19:17	0.06				SR12	2/10/2014 19:17	0.08			
SR4	2/10/2014 19:37	0.06				SR12	2/10/2014 19:37	0.06			
SR4	2/10/2014 19:57	0.08				SR12	2/10/2014 19:57	0.06			
SR4	2/10/2014 20:17	0.08				SR12	2/10/2014 20:17	0.06			
SR4	2/10/2014 20:37	0.07				SR12	2/10/2014 20:37	0.06			
SR4	2/10/2014 20:57	0.08				SR12	2/10/2014 20:57	0.06			
SR4	2/10/2014 21:17	0.07				SR12	2/10/2014 21:17	0.06			
SR4	2/10/2014 21:37	0.05				SR12	2/10/2014 21:37	0.07			
SR4	2/10/2014 21:57	0.06				SR12	2/10/2014 21:57	0.08			
SR4	2/10/2014 22:17	0.06				SR12	2/10/2014 22:17	0.08			
SR4	2/10/2014 22:37	0.06				SR12	2/10/2014 22:37	0.08			
SR4	2/10/2014 22:57	0.07				SR12	2/10/2014 22:57	0.08			
SR4	2/10/2014 23:17	0.07				SR12	2/10/2014 23:17	0.06			
SR4	2/10/2014 23:37	0.06				SR12	2/10/2014 23:37	0.06			
SR4	2/10/2014 23:57	0.06				SR12	2/10/2014 23:57	0.06			

Remark: Fonts with underline: Action Level Exceedance
Fonts with bold and underline: Limit Level Exceedance
Automatic Instrument calibration of NH3-N monitor was carried out during 5:57-6:37 at SR4 and SR12.
SR10 monitoring station was under maintenance during 13:40-14:10.
SR11 monitoring station was under maintenance during 12:20-12:50.

Station	Timestamp	Temp (° C)	DO (%)	DO (mg/L)	Tur (NTU)	Station	Timestamp	Temp (° C)	DO (%)	DO (mg/L)	Tur (NTU)	Station	Timestamp	Temp (° C)	DO (%)	DO (mg/L)	Tur (NTU)	Station	Timestamp	Temp (°C)	DO (%)	DO (mg/L)	Tur (NTU)
SR4	3/10/2014 0:01	29.49	83.5	5.64	2.8	SR4	3/10/2014 6:01	29.28	77.0	5.20	2.8	SR4	3/10/2014 12:01	29.82	86.6	5.88	2.3	SR4	3/10/2014 18:01	29.53	87.4	5.94	2.8
SR4	3/10/2014 0:06	29.41	84.5	5.71	2.7	SR4	3/10/2014 6:06	29.39	82.0	5.55	1.6	SR4	3/10/2014 12:06	29.81	84.8	5.77	3.3	SR4	3/10/2014 18:06	29.54	87.1	5.92	2.5
SR4	3/10/2014 0:11	29.40	83.8	5.66	2.5	SR4	3/10/2014 6:11	29.36	81.3	5.51	1.8	SR4	3/10/2014 12:11	29.70	85.3	5.78	2.8	SR4	3/10/2014 18:11	29.60	87.9	5.97	2.0
SR4	3/10/2014 0:16	29.43	84.2	5.69	2.6	SR4	3/10/2014 6:16	29.36	80.3	5.42	1.9	SR4	3/10/2014 12:16	29.67	85.1	5.79	4.1	SR4	3/10/2014 18:16	29.59	87.1	5.92	2.1
SR4	3/10/2014 0:21	29.33	81.9	5.52	4.1	SR4	3/10/2014 6:21	29.33	80.9	5.47	2.2	SR4	3/10/2014 12:21	29.65	85.9	5.84	3.5	SR4	3/10/2014 18:21	29.59	86.9	5.92	1.6
SR4	3/10/2014 0:26	29.28	82.7	5.58	3.9	SR4	3/10/2014 6:26	29.34	80.0	5.40	2.2	SR4	3/10/2014 12:26	29.67	85.9	5.85	3.4	SR4	3/10/2014 18:26	29.61	87.3	5.94	1.7
SR4	3/10/2014 0:31	29.43	82.6	5.57	2.3	SR4	3/10/2014 6:31	29.31	79.8	5.39	2.8	SR4	3/10/2014 12:31	29.67	86.0	5.85	3.3	SR4	3/10/2014 18:31	29.59	87.2	5.92	2.2
SR4	3/10/2014 0:36	29.47	84.5	5.71	2.6	SR4	3/10/2014 6:36	29.28	78.8	5.31	3.5	SR4	3/10/2014 12:36	29.72	86.6	5.89	2.3	SR4	3/10/2014 18:36	29.61	88.2	5.99	1.9
SR4	3/10/2014 0:41	29.48	84.7	5.72	2.0	SR4	3/10/2014 6:41	29.23	78.7	5.29	5.5	SR4	3/10/2014 12:41	29.80	85.6	5.82	2.0	SR4	3/10/2014 18:41	29.59	88.4	6.01	2.1
SR4	3/10/2014 0:46	29.48	84.5	5.72	2.3	SR4	3/10/2014 6:46	29.17	79.7	5.36	5.4	SR4	3/10/2014 12:46	29.81	85.5	5.81	2.2	SR4	3/10/2014 18:46	29.61	88.5	6.02	1.9
SR4	3/10/2014 0:51	29.48	83.8	5.67	2.0	SR4	3/10/2014 6:51	29.33	79.9	5.38	2.1	SR4	3/10/2014 12:51	29.72	86.9	5.91	3.0	SR4	3/10/2014 18:51	29.60	88.1	5.99	2.2
SR4	3/10/2014 0:56	29.38	82.4	5.58	3.1	SR4	3/10/2014 6:56	29.31	78.8	5.32	2.2	SR4	3/10/2014 12:56	29.76	86.3	5.87	2.4	SR4	3/10/2014 18:56	29.61	88.8	6.04	1.8
SR4	3/10/2014 1:01	29.45	83.9	5.67	2.5	SR4	3/10/2014 7:01	29.27	74.9	5.05	2.1	SR4	3/10/2014 13:01	29.75	86.8	5.90	3.0	SR4	3/10/2014 19:01	29.60	87.4	5.94	2.0
SR4	3/10/2014 1:06	29.47	84.0	5.69	2.0	SR4	3/10/2014 7:06	29.28	74.8	5.03	3.9	SR4	3/10/2014 13:06	29.58	87.1	5.92	**13.0**	SR4	3/10/2014 19:06	29.60	88.7	6.04	2.2
SR4	3/10/2014 1:11	29.45	83.7	5.66	2.4	SR4	3/10/2014 7:11	29.36	81.7	5.53	1.7	SR4	3/10/2014 13:11	29.57	87.1	5.92	6.1	SR4	3/10/2014 19:11	29.60	88.0	5.99	1.9
SR4	3/10/2014 1:16	29.47	83.8	5.67	2.1	SR4	3/10/2014 7:16	29.33	83.3	5.64	1.7	SR4	3/10/2014 13:16	29.76	86.6	5.88	2.2	SR4	3/10/2014 19:16	29.61	88.5	6.02	1.8
SR4	3/10/2014 1:21	29.43	84.3	5.71	2.6	SR4	3/10/2014 7:21	29.31	82.5	5.58	2.4	SR4	3/10/2014 13:21	29.54	87.6	5.96	4.6	SR4	3/10/2014 19:21	29.55	86.2	5.86	2.2
SR4	3/10/2014 1:26	29.41	84.9	5.75	2.4	SR4	3/10/2014 7:26	29.31	82.0	5.56	1.8	SR4	3/10/2014 13:26	29.53	87.1	5.93	4.3	SR4	3/10/2014 19:26	29.41	81.2	5.52	3.6
SR4	3/10/2014 1:31	29.41	84.4	5.72	2.5	SR4	3/10/2014 7:31	29.26	84.5	5.74	1.8	SR4	3/10/2014 13:31	29.47	86.8	5.90	7.1	SR4	3/10/2014 19:31	29.57	87.6	5.96	2.0
SR4	3/10/2014 1:36	29.33	82.4	5.57	3.2	SR4	3/10/2014 7:36	29.27	84.9	5.77	1.8	SR4	3/10/2014 13:36	29.55	86.2	5.86	5.5	SR4	3/10/2014 19:36	29.52	84.9	5.76	2.4
SR4	3/10/2014 1:41	29.41	84.4	5.71	2.6	SR4	3/10/2014 7:41	29.27	85.8	5.84	1.8	SR4	3/10/2014 13:41	29.56	85.6	5.82	5.9	SR4	3/10/2014 19:41	29.39	83.0	5.64	3.4
SR4	3/10/2014 1:46	29.39	84.7	5.73	2.9	SR4	3/10/2014 7:46	29.27	86.0	5.84	2.9	SR4						SR4	3/10/2014 19:46	29.54	86.4	5.87	2.6
SR4	3/10/2014 1:51	29.38	83.9	5.68	2.6	SR4	3/10/2014 7:51	29.33	86.2	5.85	1.8	SR4						SR4	3/10/2014 19:51	29.55	87.2	5.93	2.1
SR4	3/10/2014 1:56	29.38	84.2	5.70	2.5	SR4	3/10/2014 7:56	29.35	86.6	5.86	2.0	SR4						SR4	3/10/2014 19:56	29.57	87.9	5.98	1.9
SR4	3/10/2014 2:01	29.38	84.2	5.69	2.5	SR4	3/10/2014 8:01	29.40	86.9	5.88	2.1	SR4						SR4	3/10/2014 20:01	29.58	88.0	5.99	2.5
SR4	3/10/2014 2:06	29.38	83.5	5.64	2.3	SR4	3/10/2014 8:06	29.36	86.6	5.88	2.3	SR4						SR4	3/10/2014 20:06	29.57	87.3	5.94	2.1
SR4	3/10/2014 2:11	29.38	83.1	5.62	2.1	SR4	3/10/2014 8:11	29.37	86.5	5.87	2.0	SR4						SR4	3/10/2014 20:11	29.56	86.5	5.89	2.0
SR4	3/10/2014 2:16	29.39	82.7	5.59	2.4	SR4	3/10/2014 8:16	29.38	86.9	5.90	2.3	SR4	3/10/2014 14:16	29.46	85.8	5.82	3.9	SR4	3/10/2014 20:16	29.49	86.2	5.88	2.7
SR4	3/10/2014 2:21	29.38	82.9	5.61	2.2	SR4	3/10/2014 8:21	29.39	86.5	5.86	1.9	SR4	3/10/2014 14:21	29.42	84.1	5.70	4.5	SR4	3/10/2014 20:21	29.54	85.3	5.81	2.2
SR4	3/10/2014 2:26	29.40	82.5	5.59	1.9	SR4	3/10/2014 8:26	29.43	84.4	5.72	2.2	SR4	3/10/2014 14:26	29.44	85.7	5.80	4.0	SR4	3/10/2014 20:26	29.53	85.1	5.79	1.9
SR4	3/10/2014 2:31	29.40	81.8	5.53	1.7	SR4	3/10/2014 8:31	29.37	84.7	5.75	2.4	SR4	3/10/2014 14:31	29.46	85.8	5.81	3.7	SR4	3/10/2014 20:31	29.50	83.5	5.67	2.3
SR4	3/10/2014 2:36	29.40	83.0	5.60	2.0	SR4	3/10/2014 8:36	29.37	84.7	5.75	2.7	SR4	3/10/2014 14:36	29.49	86.5	5.86	4.0	SR4	3/10/2014 20:36	29.57	87.2	5.93	1.8
SR4	3/10/2014 2:41	29.38	82.2	5.55	2.3	SR4	3/10/2014 8:41	29.38	84.2	5.71	3.3	SR4	3/10/2014 14:41	29.36	83.0	5.61	5.2	SR4	3/10/2014 20:41	29.58	88.3	6.01	2.0
SR4	3/10/2014 2:46	29.38	84.3	5.69	2.4	SR4	3/10/2014 8:46	29.52	84.1	5.70	2.1	SR4	3/10/2014 14:46	29.45	85.1	5.77	4.2	SR4	3/10/2014 20:46	29.59	88.7	6.04	1.9
SR4	3/10/2014 2:51	29.38	83.5	5.64	2.2	SR4	3/10/2014 8:51	29.43	84.5	5.73	2.3	SR4	3/10/2014 14:51	29.49	86.8	5.89	3.2	SR4	3/10/2014 20:51	29.53	86.5	5.89	2.3
SR4	3/10/2014 2:56	29.39	83.8	5.67	2.2	SR4	3/10/2014 8:56	29.52	85.2	5.78	2.2	SR4	3/10/2014 14:56	29.49	86.9	5.90	4.4	SR4	3/10/2014 20:56	29.58	87.7	5.97	2.0
SR4	3/10/2014 3:01	29.39	84.5	5.71	2.2	SR4	3/10/2014 9:01	29.50	86.2	5.84	2.9	SR4	3/10/2014 15:01	29.50	85.5	5.81	3.4	SR4	3/10/2014 21:01	29.56	86.1	5.85	2.0
SR4	3/10/2014 3:06	29.38	84.7	5.73	2.2	SR4	3/10/2014 9:06	29.54	85.3	5.78	1.9	SR4	3/10/2014 15:06	29.53	87.5	5.94	4.0	SR4	3/10/2014 21:06	29.57	87.1	5.93	1.9
SR4	3/10/2014 3:11	29.39	84.2	5.70	2.1	SR4	3/10/2014 9:11	29.49	85.3	5.79	2.6	SR4	3/10/2014 15:11	29.52	87.2	5.92	4.5	SR4	3/10/2014 21:11	29.55	86.5	5.89	2.1
SR4	3/10/2014 3:16	29.39	84.1	5.70	1.8	SR4	3/10/2014 9:16	29.50	85.6	5.80	2.2	SR4	3/10/2014 15:16	29.57	88.4	6.01	2.8	SR4	3/10/2014 21:16	29.53	85.4	5.81	2.2
SR4	3/10/2014 3:21	29.36	84.2	5.71	1.7	SR4	3/10/2014 9:21	29.53	85.6	5.80	2.0	SR4	3/10/2014 15:21	29.58	88.0	5.98	2.4	SR4	3/10/2014 21:21	29.52	85.2	5.80	2.1
SR4	3/10/2014 3:26	29.39	83.7	5.67	1.8	SR4	3/10/2014 9:26	29.55	86.1	5.84	2.1	SR4	3/10/2014 15:26	29.57	87.8	5.98	2.5	SR4	3/10/2014 21:26	29.55	85.7	5.83	1.9
SR4	3/10/2014 3:31	29.40	84.5	5.73	1.8	SR4	3/10/2014 9:31	29.52	86.5	5.86	2.2	SR4	3/10/2014 15:31	29.59	88.7	6.03	2.8	SR4	3/10/2014 21:31	29.53	85.0	5.79	2.1
SR4	3/10/2014 3:36	29.40	84.2	5.71	1.6	SR4	3/10/2014 9:36	29.51	87.4	5.94	2.2	SR4	3/10/2014 15:36	29.59	88.9	6.00	3.5	SR4	3/10/2014 21:36	29.53	85.1	5.79	2.0
SR4	3/10/2014 3:41	29.40	84.3	5.71	1.8	SR4	3/10/2014 9:41	29.51	86.7	5.89	2.2	SR4	3/10/2014 15:41	29.61	88.9	6.05	2.2	SR4	3/10/2014 21:41	29.49	83.4	5.66	2.2
SR4	3/10/2014 3:46	29.41	84.7	5.74	1.9	SR4	3/10/2014 9:46	29.50	87.4	5.93	2.1	SR4	3/10/2014 15:46	29.59	86.2	5.86	3.6	SR4	3/10/2014 21:46	29.47	81.3	5.48	2.1
SR4	3/10/2014 3:51	29.40	84.4	5.73	1.9	SR4	3/10/2014 9:51	29.50	87.5	5.94	2.2	SR4	3/10/2014 15:51	29.52	85.2	5.78	4.2	SR4	3/10/2014 21:51	29.47	82.7	5.62	2.2
SR4	3/10/2014 3:56	29.40	83.7	5.67	1.8	SR4	3/10/2014 9:56	29.50	87.6	5.94	2.0	SR4	3/10/2014 15:56	29.54	84.1	5.69	4.0	SR4	3/10/2014 21:56	29.45	81.2	5.52	2.1
SR4	3/10/2014 4:01	29.38	83.9	5.69	1.6	SR4	3/10/2014 10:01	29.51	88.5	6.00	2.4	SR4	3/10/2014 16:01	29.50	83.6	5.66	4.2	SR4	3/10/2014 22:01	29.51	84.8	5.77	2.1
SR4	3/10/2014 4:06	29.34	83.9	5.69	1.5	SR4	3/10/2014 10:06	29.51	89.0	6.04	2.3	SR4	3/10/2014 16:06	29.36	82.7	5.61	5.1	SR4	3/10/2014 22:06	29.49	82.3	5.59	1.9
SR4	3/10/2014 4:11	29.41	85.3	5.78	2.0	SR4	3/10/2014 10:11	29.52	89.0	6.04	2.1	SR4	3/10/2014 16:11	29.34	83.0	5.62	4.6	SR4	3/10/2014 22:11	29.44	81.7	5.54	2.4
SR4	3/10/2014 4:16	29.40	84.0	5.69	1.7	SR4	3/10/2014 10:16	29.52	88.7	6.03	2.2	SR4	3/10/2014 16:16	29.34	83.1	5.63	3.9	SR4	3/10/2014 22:16	29.46	81.3	5.52	2.0
SR4	3/10/2014 4:21	29.39	84.0	5.70	1.6	SR4	3/10/2014 10:21	29.53	89.2	6.06	2.2	SR4	3/10/2014 16:21	29.34	83.1	5.63	4.0	SR4	3/10/2014 22:21	29.45	81.3	5.53	2.2
SR4	3/10/2014 4:26	29.36	84.0	5.70	1.8	SR4	3/10/2014 10:26	29.53	89.1	6.06	2.5	SR4	3/10/2014 16:26	29.34	83.5	5.65	4.4	SR4	3/10/2014 22:26	29.45	80.4	5.46	1.9
SR4	3/10/2014 4:31	29.34	84.3	5.71	1.5	SR4	3/10/2014 10:31	29.54	89.9	6.12	2.5	SR4	3/10/2014 16:31	29.34	83.3	5.63	4.2	SR4	3/10/2014 22:31	29.47	82.4	5.60	2.2
SR4	3/10/2014 4:36	29.40	83.6	5.66	1.9	SR4	3/10/2014 10:36	29.57	89.3	6.06	1.9	SR4	3/10/2014 16:36	29.35	83.1	5.62	4.0	SR4	3/10/2014 22:36	29.47	82.8	5.63	2.1
SR4	3/10/2014 4:41	29.36	82.2	5.56	2.3	SR4	3/10/2014 10:41	29.57	90.2	6.12	3.2	SR4	3/10/2014 16:41	29.39	83.8	5.67	3.8	SR4	3/10/2014 22:41	29.42	82.1	5.59	2.6
SR4	3/10/2014 4:46	29.40	83.7	5.67	1.8	SR4	3/10/2014 10:46	29.58	89.8	6.11	2.0	SR4	3/10/2014 16:46	29.38	83.4	5.65	3.7	SR4	3/10/2014 22:46	29.38	80.3	5.46	2.4
SR4	3/10/2014 4:51	29.35	84.1	5.71	1.6	SR4	3/10/2014 10:51	29.58	90.3	6.13	2.1	SR4	3/10/2014 16:51	29.40	84.7	5.74	3.9	SR4	3/10/2014 22:51	29.38	80.7	5.47	2.6
SR4	3/10/2014 4:56	29.38	82.9	5.61	1.7	SR4	3/10/2014 10:56	29.60	88.9	6.04	2.1	SR4	3/10/2014 16:56	29.39	84.8	5.74	3.9	SR4	3/10/2014 22:56	29.35	78.9	5.33	3.0
SR4	3/10/2014 5:01	29.39	84.4	5.71	1.7	SR4	3/10/2014 11:01	29.63	87.3	5.94	2.5	SR4	3/10/2014 17:01	29.39	84.4	5.72	3.8	SR4	3/10/2014 23:01	29.48	83.8	5.69	2.5
SR4	3/10/2014 5:06	29.39	83.5	5.66	1.9	SR4	3/10/2014 11:06	29.62	85.8	5.85	2.4	SR4	3/10/2014 17:06	29.37	83.0	5.60	4.6	SR4	3/10/2014 23:06	29.41	79.8	5.42	1.9
SR4	3/10/2014 5:11	29.38	82.9	5.61	1.6	SR4	3/10/2014 11:11	29.62	85.5	5.83	2.4	SR4	3/10/2014 17:11	29.36	83.2	5.63	4.7	SR4	3/10/2014 23:11	29.30	79.3	5.38	3.2
SR4	3/10/2014 5:16	29.39	83.1	5.62	1.5	SR4	3/10/2014 11:16	29.64	85.9	5.84	2.6	SR4	3/10/2014 17:16	29.54	86.3	5.85	2.7	SR4	3/10/2014 23:16	29.30	78.9	5.35	2.8
SR4	3/10/2014 5:21	29.39	83.6	5.67	1.6	SR4	3/10/2014 11:21	29.71	86.4	5.88	2.5	SR4	3/10/2014 17:21	29.56	86.8	5.90	2.5	SR4	3/10/2014 23:21	29.31	79.2	5.37	3.4
SR4	3/10/2014 5:26	29.39	83.4	5.65	1.8	SR4	3/10/2014 11:26	29.75	85.2	5.80	2.6	SR4	3/10/2014 17:26	29.60	88.0	5.98	2.2	SR4	3/10/2014 23:26	29.37	76.6	5.19	1.9
SR4	3/10/2014 5:31	29.40	83.7	5.67	1.7	SR4	3/10/2014 11:31	29.68	86.6	5.90	3.3	SR4	3/10/2014 17:31	29.61	88.4	6.00	2.4	SR4	3/10/2014 23:31	29.32	77.7	5.26	2.4
SR4	3/10/2014 5:36	29.39	80.3	5.44	1.7	SR4	3/10/2014 11:36	29.64	86.1	5.86	2.9	SR4	3/10/2014 17:36	29.60	88.2	5.99	2.3	SR4	3/10/2014 23:36	29.28	79.3	5.37	3.6
SR4	3/10/2014 5:41	29.34	78.2	5.29	2.1	SR4	3/10/2014 11:41	29.70	84.6	5.75	2.4	SR4	3/10/2014 17:41	29.51	86.6	5.88	2.7	SR4	3/10/2014 23:41	29.30	79.4	5.38	3.4
SR4	3/10/2014 5:46	29.38	80.4	5.45	1.7	SR4	3/10/2014 11:46	29.66	84.8	5.77	2.9	SR4	3/10/2014 17:46	29.53	86.8	5.90	2.9	SR4	3/10/2014 23:46	29.27	79.3	5.36	3.7
SR4	3/10/2014 5:51	29.37	79.8	5.41	1.7	SR4	3/10/2014 11:51	29.79	84.1	5.72	2.2	SR4	3/10/2014 17:51	29.52	87.2	5.91	3.1	SR4	3/10/2014 23:51	29.39	80.8	5.46	2.6
SR4	3/10/2014 5:56	29.37	79.9	5.41	1.7	SR4	3/10/2014 11:56	29.82	84.9	5.77	2.4	SR4	3/10/2014 17:56	29.54	87.4	5.94	2.8	SR4	3/10/2014 23:56	29.37	81.3	5.51	2.8

Station	Timestamp	Temp (° C)	DO (%)	DO (mg/L)	Tur (NTU)	Station	Timestamp	Temp (° C)	DO (%)	DO (mg/L)	Tur (NTU)	Station	Timestamp	Temp (° C)	DO (%)	DO (mg/L)	Tur (NTU)	Station	Timestamp	Temp (°C)	DO (%)	DO (mg/L)	Tur (NTU)
SR5	3/10/2014 0:00	29.79	84.1	5.51	1.5	SR5	3/10/2014 6:00	29.63	84.1	5.53	1.2	SR5	3/10/2014 12:00	30.10	86.1	5.69	1.9	SR5	3/10/2014 18:00	29.39	70.9	**4.58**	2.7
SR5	3/10/2014 0:05	29.77	83.8	5.50	1.4	SR5	3/10/2014 6:05	29.62	83.5	5.49	1.2	SR5	3/10/2014 12:05	30.06	85.0	5.62	1.8	SR5	3/10/2014 18:05	29.39	70.5	**4.56**	2.8
SR5	3/10/2014 0:10	29.75	84.3	5.53	1.5	SR5	3/10/2014 6:10	29.61	84.0	5.53	1.2	SR5	3/10/2014 12:10	30.05	86.2	5.71	2.0	SR5	3/10/2014 18:10	29.38	69.8	**4.51**	3.3
SR5	3/10/2014 0:15	29.75	82.7	5.42	1.3	SR5	3/10/2014 6:15	29.63	84.1	5.54	1.4	SR5	3/10/2014 12:15	30.07	86.2	5.70	1.8	SR5	3/10/2014 18:15	29.37	69.2	**4.47**	3.5
SR5	3/10/2014 0:20	29.76	84.4	5.53	1.4	SR5	3/10/2014 6:20	29.66	84.4	5.56	1.2	SR5	3/10/2014 12:20	30.12	85.8	5.66	1.8	SR5	3/10/2014 18:20	29.36	67.6	**4.37**	3.3
SR5	3/10/2014 0:25	29.85	85.2	5.57	1.8	SR5	3/10/2014 6:25	29.63	83.7	5.51	1.2	SR5	3/10/2014 12:25	30.13	85.3	5.63	1.8	SR5	3/10/2014 18:25	29.39	66.4	**4.29**	3.1
SR5	3/10/2014 0:30	29.78	83.7	5.47	1.5	SR5	3/10/2014 6:30	29.65	84.0	5.53	1.6	SR5	3/10/2014 12:30	30.12	85.9	5.67	2.2	SR5	3/10/2014 18:30	29.41	71.0	**4.59**	3.4
SR5	3/10/2014 0:35	29.74	80.5	**5.26**	1.8	SR5	3/10/2014 6:35	29.65	84.3	5.56	1.2	SR5	3/10/2014 12:35	30.09	85.3	5.62	2.0	SR5	3/10/2014 18:35	29.42	72.4	**4.68**	2.9
SR5	3/10/2014 0:40	29.78	84.5	5.53	1.7	SR5	3/10/2014 6:40	29.63	84.4	5.57	1.2	SR5	3/10/2014 12:40	30.08	84.5	5.57	1.7	SR5	3/10/2014 18:40	29.41	70.8	**4.58**	3.2
SR5	3/10/2014 0:45	29.75	84.7	5.55	1.8	SR5	3/10/2014 6:45	29.67	84.7	5.58	1.3	SR5	3/10/2014 12:45	30.06	83.8	5.52	1.7	SR5	3/10/2014 18:45	29.42	72.8	**4.70**	2.8
SR5	3/10/2014 0:50	29.75	84.0	5.50	1.7	SR5	3/10/2014 6:50	29.66	83.8	5.52	1.3	SR5	3/10/2014 12:50	30.02	83.4	5.49	1.6	SR5	3/10/2014 18:50	29.43	73.8	**4.77**	2.8
SR5	3/10/2014 0:55	29.74	83.1	5.44	1.8	SR5	3/10/2014 6:55	29.70	84.1	5.54	1.2	SR5	3/10/2014 12:55	30.03	83.4	5.49	2.2	SR5	3/10/2014 18:55	29.42	73.9	**4.77**	3.2
SR5	3/10/2014 1:00	29.77	80.0	**5.22**	1.4	SR5	3/10/2014 7:00	29.69	83.6	5.50	1.3	SR5	3/10/2014 13:00	30.00	82.8	5.45	1.8	SR5	3/10/2014 19:00	29.42	74.0	**4.78**	3.1
SR5	3/10/2014 1:05	29.72	77.4	**5.05**	1.7	SR5	3/10/2014 7:05	29.66	83.1	5.48	1.2	SR5	3/10/2014 13:05	29.98	81.5	**5.37**	1.8	SR5	3/10/2014 19:05	29.42	73.8	**4.77**	2.7
SR5	3/10/2014 1:10	29.74	79.8	**5.20**	1.5	SR5	3/10/2014 7:10	29.71	84.2	5.55	1.7	SR5	3/10/2014 13:10	29.99	81.9	5.39	1.7	SR5	3/10/2014 19:10	29.42	72.1	**4.66**	2.9
SR5	3/10/2014 1:15	29.70	76.4	**4.98**	1.6	SR5	3/10/2014 7:15	29.78	84.3	5.55	1.4	SR5	3/10/2014 13:15	29.93	81.1	**5.34**	2.1	SR5	3/10/2014 19:15	29.40	69.2	**4.47**	3.1
SR5	3/10/2014 1:20	29.68	78.9	**5.13**	2.3	SR5	3/10/2014 7:20	29.77	83.2	5.47	1.3	SR5	3/10/2014 13:20	29.92	80.2	**5.28**	1.9	SR5	3/10/2014 19:20	29.39	68.8	**4.44**	3.1
SR5	3/10/2014 1:25	29.67	79.3	**5.16**	1.9	SR5	3/10/2014 7:25	29.72	83.2	5.47	1.6	SR5	3/10/2014 13:25	29.87	79.1	**5.20**	2.3	SR5	3/10/2014 19:25	29.39	67.9	**4.39**	3.1
SR5	3/10/2014 1:30	29.63	77.9	**5.07**	2.0	SR5	3/10/2014 7:30	29.69	83.0	5.47	1.4	SR5	3/10/2014 13:30	29.91	79.7	**5.25**	2.0	SR5	3/10/2014 19:30	29.38	66.8	**4.32**	2.8
SR5	3/10/2014 1:35	29.60	75.5	**4.90**	2.3	SR5	3/10/2014 7:35	29.71	82.5	5.43	1.5	SR5	3/10/2014 13:35	29.87	78.4	**5.15**	2.1	SR5	3/10/2014 19:35	29.38	66.9	**4.32**	3.0
SR5	3/10/2014 1:40	29.68	78.6	**5.12**	1.7	SR5	3/10/2014 7:40	29.71	81.8	**5.38**	1.4	SR5	3/10/2014 13:40	29.84	78.3	**5.14**	2.0	SR5	3/10/2014 19:40	29.36	66.9	**4.32**	3.4
SR5	3/10/2014 1:45	29.51	75.3	**4.88**	2.1	SR5	3/10/2014 7:45	29.73	83.3	5.48	1.4	SR5	3/10/2014 13:45	29.85	79.4	**5.22**	2.1	SR5	3/10/2014 19:45	29.36	67.0	**4.32**	3.5
SR5	3/10/2014 1:50	29.50	75.4	**4.88**	2.3	SR5	3/10/2014 7:50	29.76	83.2	5.48	1.4	SR5	3/10/2014 13:50	29.78	77.7	**5.10**	2.0	SR5	3/10/2014 19:50	29.36	66.7	**4.30**	4.4
SR5	3/10/2014 1:55	29.51	76.2	**4.94**	2.3	SR5	3/10/2014 7:55	29.72	83.3	5.49	1.5	SR5	3/10/2014 13:55	29.75	77.1	**5.06**	2.1	SR5	3/10/2014 19:55	29.36	67.6	**4.36**	3.6
SR5	3/10/2014 2:00	29.52	76.0	**4.92**	2.3	SR5	3/10/2014 8:00	29.65	84.3	5.59	1.4	SR5	3/10/2014 14:00	29.95	78.3	**5.15**	2.2	SR5	3/10/2014 20:00	29.37	70.9	**4.59**	2.8
SR5	3/10/2014 2:05	29.50	75.3	**4.87**	2.1	SR5	3/10/2014 8:05	29.72	83.8	5.55	1.6	SR5	3/10/2014 14:05	29.79	77.4	**5.08**	2.1	SR5	3/10/2014 20:05	29.36	71.3	**4.62**	2.5
SR5	3/10/2014 2:10	29.49	75.0	**4.86**	2.4	SR5	3/10/2014 8:10	29.72	83.2	5.50	1.5	SR5	3/10/2014 14:10	29.79	76.4	**5.02**	2.3	SR5	3/10/2014 20:10	29.39	71.2	**4.61**	2.7
SR5	3/10/2014 2:15	29.49	75.0	**4.85**	2.6	SR5	3/10/2014 8:15	29.74	82.9	5.47	1.4	SR5	3/10/2014 14:15	29.74	76.5	**5.01**	2.7	SR5	3/10/2014 20:15	29.38	70.4	**4.55**	2.8
SR5	3/10/2014 2:20	29.48	75.7	**4.89**	2.2	SR5	3/10/2014 8:20	29.73	83.0	5.49	1.4	SR5	3/10/2014 14:20	29.76	76.0	**4.98**	2.3	SR5	3/10/2014 20:20	29.36	68.7	**4.45**	3.0
SR5	3/10/2014 2:25	29.48	74.8	**4.84**	2.5	SR5	3/10/2014 8:25	29.71	83.4	5.52	1.2	SR5	3/10/2014 14:25	29.62	72.0	**4.70**	3.0	SR5	3/10/2014 20:25	29.48	80.1	**5.19**	2.3
SR5	3/10/2014 2:30	29.49	75.3	**4.87**	2.2	SR5	3/10/2014 8:30	29.75	83.3	5.51	1.4	SR5	3/10/2014 14:30	29.59	72.3	**4.71**	3.5	SR5	3/10/2014 20:30	29.43	73.3	**4.75**	2.7
SR5	3/10/2014 2:35	29.49	74.9	**4.85**	2.1	SR5	3/10/2014 8:35	29.76	82.6	5.45	1.4	SR5	3/10/2014 14:35	29.57	72.9	**4.75**	2.9	SR5	3/10/2014 20:35	29.47	77.2	**5.01**	2.4
SR5	3/10/2014 2:40	29.54	75.7	**4.91**	1.7	SR5	3/10/2014 8:40	29.74	83.3	5.51	1.4	SR5	3/10/2014 14:40	29.56	73.0	**4.75**	3.0	SR5	3/10/2014 20:40	29.47	76.2	**4.95**	2.4
SR5	3/10/2014 2:45	29.58	80.5	**5.25**	1.4	SR5	3/10/2014 8:45	29.75	84.1	5.57	1.2	SR5	3/10/2014 14:45	29.56	73.0	**4.75**	2.9	SR5	3/10/2014 20:45	29.47	76.0	**4.94**	2.4
SR5	3/10/2014 2:50	29.62	83.5	5.45	1.4	SR5	3/10/2014 8:50	29.76	83.9	5.55	1.4	SR5	3/10/2014 14:50	29.53	73.1	**4.75**	2.9	SR5	3/10/2014 20:50	29.46	74.4	**4.82**	2.6
SR5	3/10/2014 2:55	29.52	84.7	5.55	1.2	SR5	3/10/2014 8:55	29.75	83.7	5.54	1.4	SR5	3/10/2014 14:55	29.56	73.4	**4.77**	3.1	SR5	3/10/2014 20:55	29.39	68.3	**4.42**	2.6
SR5	3/10/2014 3:00	29.58	84.8	5.56	1.4	SR5	3/10/2014 9:00	29.70	86.1	5.71	1.5	SR5	3/10/2014 15:00	29.53	73.7	**4.79**	3.6	SR5	3/10/2014 21:00	29.39	68.9	**4.46**	2.7
SR5	3/10/2014 3:05	29.62	83.7	5.46	1.3	SR5	3/10/2014 9:05	29.66	86.6	5.75	1.5	SR5	3/10/2014 15:05	29.55	72.7	**4.73**	2.9	SR5	3/10/2014 21:05	29.37	69.4	**4.50**	2.2
SR5	3/10/2014 3:10	29.63	83.3	5.44	1.4	SR5	3/10/2014 9:10	29.68	85.6	5.67	1.8	SR5	3/10/2014 15:10	29.55	73.1	**4.75**	2.6	SR5	3/10/2014 21:10	29.37	67.4	**4.37**	3.0
SR5	3/10/2014 3:15	29.58	83.2	5.44	1.4	SR5	3/10/2014 9:15	29.70	85.9	5.70	1.9	SR5	3/10/2014 15:15	29.55	72.7	**4.72**	3.0	SR5	3/10/2014 21:15	29.37	67.6	**4.39**	2.2
SR5	3/10/2014 3:20	29.57	82.8	5.41	1.5	SR5	3/10/2014 9:20	29.72	85.8	5.70	1.8	SR5	3/10/2014 15:20	29.55	73.7	**4.79**	3.0	SR5	3/10/2014 21:20	29.36	66.4	**4.30**	2.3
SR5	3/10/2014 3:25	29.58	82.7	5.40	1.5	SR5	3/10/2014 9:25	29.74	86.0	5.72	1.8	SR5	3/10/2014 15:25	29.55	73.5	**4.78**	3.3	SR5	3/10/2014 21:25	29.36	67.4	**4.37**	2.7
SR5	3/10/2014 3:30	29.55	80.6	**5.28**	1.2	SR5	3/10/2014 9:30	29.78	85.6	5.69	1.7	SR5	3/10/2014 15:30	29.53	73.9	**4.80**	2.8	SR5	3/10/2014 21:30	29.36	64.8	**4.19**	3.0
SR5	3/10/2014 3:35	29.55	80.0	**5.24**	1.2	SR5	3/10/2014 9:35	29.73	86.0	5.71	2.0	SR5	3/10/2014 15:35	29.55	73.1	**4.75**	2.8	SR5	3/10/2014 21:35	29.38	69.2	**4.48**	2.6
SR5	3/10/2014 3:40	29.57	80.1	**5.23**	1.5	SR5	3/10/2014 9:40	29.71	84.9	5.63	1.6	SR5	3/10/2014 15:40	29.54	73.7	**4.78**	2.7	SR5	3/10/2014 21:40	29.37	73.0	**4.74**	2.3
SR5	3/10/2014 3:45	29.56	79.2	**5.17**	1.2	SR5	3/10/2014 9:45	29.75	84.6	5.61	1.7	SR5	3/10/2014 15:45	29.54	72.4	**4.70**	3.0	SR5	3/10/2014 21:45	29.40	73.7	**4.78**	2.6
SR5	3/10/2014 3:50	29.60	81.3	**5.31**	1.4	SR5	3/10/2014 9:50	29.74	85.0	5.64	1.5	SR5	3/10/2014 15:50	29.55	73.1	**4.75**	2.5	SR5	3/10/2014 21:50	29.40	77.6	**5.05**	2.1
SR5	3/10/2014 3:55	29.59	82.1	**5.37**	1.4	SR5	3/10/2014 9:55	29.84	85.9	5.69	1.7	SR5	3/10/2014 15:55	29.54	73.8	**4.79**	2.3	SR5	3/10/2014 21:55	29.42	77.6	**5.04**	2.1
SR5	3/10/2014 4:00	29.60	82.8	5.41	1.4	SR5	3/10/2014 10:00	29.84	85.5	5.67	2.4	SR5	3/10/2014 16:00	29.54	73.2	**4.75**	2.9	SR5	3/10/2014 22:00	29.42	75.1	**4.87**	2.5
SR5	3/10/2014 4:05	29.60	82.1	**5.36**	1.4	SR5	3/10/2014 10:05	29.82	85.4	5.66	2.4	SR5	3/10/2014 16:05	29.53	73.0	**4.74**	2.7	SR5	3/10/2014 22:05	29.43	76.8	**4.98**	2.5
SR5	3/10/2014 4:10	29.61	81.9	**5.35**	1.3	SR5	3/10/2014 10:10	29.82	85.0	5.63	2.1	SR5	3/10/2014 16:10	29.50	70.6	**4.58**	3.4	SR5	3/10/2014 22:10	29.43	74.0	**4.80**	2.5
SR5	3/10/2014 4:15	29.61	81.3	**5.30**	1.5	SR5	3/10/2014 10:15	29.81	85.0	5.63	1.8	SR5	3/10/2014 16:15	29.50	72.5	**4.70**	2.7	SR5	3/10/2014 22:15	29.42	75.7	**4.92**	2.2
SR5	3/10/2014 4:20	29.53	81.1	**5.31**	1.2	SR5	3/10/2014 10:20	29.90	85.1	5.64	2.2	SR5	3/10/2014 16:20	29.51	69.9	**4.53**	2.9	SR5	3/10/2014 22:20	29.42	75.9	**4.93**	2.1
SR5	3/10/2014 4:25	29.58	82.7	5.41	1.2	SR5	3/10/2014 10:25	29.91	85.4	5.66	2.2	SR5	3/10/2014 16:25	29.49	73.4	**4.76**	2.7	SR5	3/10/2014 22:25	29.39	75.5	**4.90**	2.4
SR5	3/10/2014 4:30	29.58	81.8	**5.35**	1.3	SR5	3/10/2014 10:30	29.90	85.1	5.64	2.3	SR5	3/10/2014 16:30	29.48	72.9	**4.72**	3.3	SR5	3/10/2014 22:30	29.36	76.6	**4.98**	2.6
SR5	3/10/2014 4:35	29.59	81.9	**5.35**	1.2	SR5	3/10/2014 10:35	30.00	86.7	5.75	2.1	SR5	3/10/2014 16:35	29.47	72.3	**4.69**	3.2	SR5	3/10/2014 22:35	29.36	76.4	**4.97**	2.4
SR5	3/10/2014 4:40	29.62	81.4	**5.31**	1.5	SR5	3/10/2014 10:40	30.07	87.8	5.82	1.7	SR5	3/10/2014 16:40	29.47	72.3	**4.69**	2.9	SR5	3/10/2014 22:40	29.35	76.1	**4.95**	2.4
SR5	3/10/2014 4:45	29.61	80.0	**5.22**	1.4	SR5	3/10/2014 10:45	30.00	86.6	5.74	2.0	SR5	3/10/2014 16:45	29.48	70.4	**4.56**	3.1	SR5	3/10/2014 22:45	29.34	76.0	**4.94**	2.6
SR5	3/10/2014 4:50	29.60	80.5	**5.26**	1.2	SR5	3/10/2014 10:50	30.03	86.6	5.74	1.9	SR5	3/10/2014 16:50	29.46	71.8	**4.65**	2.9	SR5	3/10/2014 22:50	29.33	76.6	**4.98**	2.4
SR5	3/10/2014 4:55	29.57	79.7	**5.21**	1.1	SR5	3/10/2014 10:55	30.01	86.1	5.70	1.9	SR5	3/10/2014 16:55	29.44	70.6	**4.58**	3.2	SR5	3/10/2014 22:55	29.30	77.1	**5.01**	2.4
SR5	3/10/2014 5:00	29.53	83.4	5.49	1.0	SR5	3/10/2014 11:00	30.03	86.6	5.74	2.5	SR5	3/10/2014 17:00	29.42	71.0	**4.59**	3.6	SR5	3/10/2014 23:00	29.27	79.1	**5.15**	2.4
SR5	3/10/2014 5:05	29.59	83.8	5.50	1.2	SR5	3/10/2014 11:05	30.01	86.4	5.73	1.5	SR5	3/10/2014 17:05	29.43	70.0	**4.53**	3.3	SR5	3/10/2014 23:05	29.24	79.1	**5.16**	2.2
SR5	3/10/2014 5:10	29.61	84.0	5.51	1.3	SR5	3/10/2014 11:10	29.98	85.8	5.69	1.4	SR5	3/10/2014 17:10	29.42	70.4	**4.56**	3.4	SR5	3/10/2014 23:10	29.27	78.1	**5.09**	2.3
SR5	3/10/2014 5:15	29.62	83.8	5.50	1.3	SR5	3/10/2014 11:15	30.13	88.8	5.88	1.7	SR5	3/10/2014 17:15	29.42	69.8	**4.52**	3.3	SR5	3/10/2014 23:15	29.34	80.7	**5.27**	2.5
SR5	3/10/2014 5:20	29.64	83.6	5.48	1.3	SR5	3/10/2014 11:20	30.28	89.1	5.88	1.6	SR5	3/10/2014 17:20	29.40	70.9	**4.59**	3.7	SR5	3/10/2014 23:20	29.38	80.2	**5.23**	2.5
SR5	3/10/2014 5:25	29.62	84.5	5.55	1.1	SR5	3/10/2014 11:25	30.17	88.5	5.85	1.7	SR5	3/10/2014 17:25	29.39	71.0	**4.59**	3.4	SR5	3/10/2014 23:25	29.42	79.4	**5.18**	2.7
SR5	3/10/2014 5:30	29.59	84.3	5.55	1.2	SR5	3/10/2014 11:30	30.21	88.5	5.85	1.9	SR5	3/10/2014 17:30	29.40	70.6	**4.56**	3.1	SR5	3/10/2014 23:30	29.33	81.5	**5.33**	2.3
SR5	3/10/2014 5:35	29.59	84.2	5.54	1.3	SR5	3/10/2014 11:35	30.19	87.8	5.81	1.7	SR5	3/10/2014 17:35	29.41	69.2	**4.48**	3.3	SR5	3/10/2014 23:35	29.29	82.4	5.40	2.4
SR5	3/10/2014 5:40	29.61	82.9	5.45	1.2	SR5	3/10/2014 11:40	30.20	87.6	5.79	1.7	SR5	3/10/2014 17:40	29.40	69.4	**4.49**	3.0	SR5	3/10/2014 23:40	29.28	83.7	5.49	2.2
SR5	3/10/2014 5:45	29.55	84.4	5.56	1.2	SR5	3/10/2014 11:45	30.11	86.2	5.71	1.8	SR5	3/10/2014 17:45	29.40	70.3	**4.55**	3.2	SR5	3/10/2014 23:45	29.25	82.0	**5.38**	2.3
SR5	3/10/2014 5:50	29.63	84.2	5.53	1.3	SR5	3/10/2014 11:50	30.15	87.5	5.79	1.4	SR5	3/10/2014 17:50	29.40	71.3	**4.61**	2.8	SR5	3/10/2014 23:50	29.22	83.5	5.49	2.1
SR5	3/10/2014 5:55	29.62	84.2	5.54	1.3	SR5	3/10/2014 11:55	30.09	85.6	5.67	1.9	SR5	3/10/2014 17:55	29.40	71.2	**4.60**	3.5	SR5	3/10/2014 23:55	29.27	83.2	5.47	2.0

Station	Timestamp	Temp (° C)	DO (%)	DO (mg/L)	Tur (NTU)	Station	Timestamp	Temp (° C)	DO (%)	DO (mg/L)	Tur (NTU)	Station	Timestamp	Temp (° C)	DO (%)	DO (mg/L)	Tur (NTU)	Station	Timestamp	Temp (°C)	DO (%)	DO (mg/L)	Tur (NTU)
SR9	3/10/2014 0:00	29.81	135.1	8.85	2.8	SR9	3/10/2014 6:00	29.48	99.5	6.68	3.7	SR9	3/10/2014 12:00	29.95	139.9	9.25	4.3	SR9	3/10/2014 18:00	29.97	148.5	9.80	4.3
SR9	3/10/2014 0:05	29.82	136.1	8.91	2.4	SR9	3/10/2014 6:05	29.47	99.3	6.64	4.1	SR9	3/10/2014 12:05	29.94	141.4	9.34	3.9	SR9	3/10/2014 18:05	29.90	138.8	9.21	4.1
SR9	3/10/2014 0:10	29.84	138.2	9.05	2.8	SR9	3/10/2014 6:10	29.51	96.8	6.48	4.1	SR9	3/10/2014 12:10	30.08	144.0	9.52	4.0	SR9	3/10/2014 18:10	30.00	146.3	9.67	4.3
SR9	3/10/2014 0:15	29.84	139.3	9.17	3.2	SR9	3/10/2014 6:15	29.49	96.7	6.46	4.4	SR9	3/10/2014 12:15	30.07	144.7	9.56	4.1	SR9	3/10/2014 18:15	30.06	151.9	10.03	4.2
SR9	3/10/2014 0:20	29.86	138.0	8.98	2.9	SR9	3/10/2014 6:20	29.50	94.7	6.30	4.1	SR9	3/10/2014 12:20	30.01	145.2	9.58	4.3	SR9	3/10/2014 18:20	30.03	149.9	9.87	4.1
SR9	3/10/2014 0:25	29.86	136.6	8.92	2.9	SR9	3/10/2014 6:25	29.45	96.3	6.48	3.7	SR9	3/10/2014 12:25	29.99	143.6	9.51	4.2	SR9	3/10/2014 18:25	30.04	153.6	10.12	4.0
SR9	3/10/2014 0:30	29.84	135.1	8.82	2.9	SR9	3/10/2014 6:30	29.41	98.2	6.60	3.1	SR9	3/10/2014 12:30	30.18	148.6	9.81	4.0	SR9	3/10/2014 18:30	30.04	155.7	10.23	4.2
SR9	3/10/2014 0:35	29.84	134.1	8.82	2.8	SR9	3/10/2014 6:35	29.40	98.4	6.60	3.1	SR9	3/10/2014 12:35	30.11	148.6	9.79	4.1	SR9	3/10/2014 18:35	30.04	156.1	10.24	3.9
SR9	3/10/2014 0:40	29.82	132.1	8.62	2.9	SR9	3/10/2014 6:40	29.41	95.0	6.36	3.1	SR9	3/10/2014 12:40	30.10	149.9	9.91	4.0	SR9	3/10/2014 18:40	30.03	157.0	10.28	3.7
SR9	3/10/2014 0:45	29.80	129.1	8.46	2.9	SR9	3/10/2014 6:45	29.40	95.8	6.42	3.0	SR9	3/10/2014 12:45	30.05	149.0	9.82	4.0	SR9	3/10/2014 18:45	30.03	153.6	10.05	4.0
SR9	3/10/2014 0:50	29.78	126.3	8.29	2.7	SR9	3/10/2014 6:50	29.41	94.9	6.36	3.0	SR9	3/10/2014 12:50	30.07	149.5	9.89	**7.3**	SR9	3/10/2014 18:50	29.96	147.1	9.63	3.8
SR9	3/10/2014 0:55	29.77	124.2	8.16	2.6	SR9	3/10/2014 6:55	29.40	96.6	6.47	3.1	SR9	3/10/2014 12:55	30.06	148.4	9.80	4.1	SR9	3/10/2014 18:55	29.96	147.1	9.68	3.9
SR9	3/10/2014 1:00	29.78	125.0	8.15	2.8	SR9	3/10/2014 7:00	29.39	96.8	6.49	2.8	SR9	3/10/2014 13:00	30.08	148.2	9.75	4.0	SR9	3/10/2014 19:00	30.00	152.2	9.87	3.9
SR9	3/10/2014 1:05	29.75	122.6	8.01	2.7	SR9	3/10/2014 7:05	29.30	100.2	6.73	3.0	SR9	3/10/2014 13:05	30.06	147.4	9.72	3.9	SR9	3/10/2014 19:05	30.00	152.5	9.88	3.7
SR9	3/10/2014 1:10	29.78	125.9	8.26	3.1	SR9	3/10/2014 7:10	29.37	97.5	6.54	2.7	SR9	3/10/2014 13:10	30.03	146.8	9.72	4.0	SR9	3/10/2014 19:10	30.00	151.7	9.83	3.9
SR9	3/10/2014 1:15	29.75	122.9	8.05	3.3	SR9	3/10/2014 7:15	29.40	97.2	6.52	2.9	SR9	3/10/2014 13:15	30.02	145.9	9.67	4.2	SR9	3/10/2014 19:15	30.00	151.9	9.84	4.0
SR9	3/10/2014 1:20	29.74	122.2	8.00	2.5	SR9	3/10/2014 7:20	29.35	97.4	6.55	2.8	SR9	3/10/2014 13:20	30.02	146.0	9.67	4.1	SR9	3/10/2014 19:20	29.99	152.6	9.88	4.0
SR9	3/10/2014 1:25	29.75	122.2	8.00	2.7	SR9	3/10/2014 7:25	29.37	96.4	6.47	3.0	SR9	3/10/2014 13:25	30.04	146.3	9.71	4.0	SR9	3/10/2014 19:25	29.99	150.4	9.74	4.0
SR9	3/10/2014 1:30	29.74	120.8	7.90	2.8	SR9	3/10/2014 7:30	29.33	96.7	6.47	2.6	SR9	3/10/2014 13:30	30.04	146.9	9.75	4.0	SR9	3/10/2014 19:30	29.99	151.8	9.82	4.0
SR9	3/10/2014 1:35	29.74	120.0	7.87	3.2	SR9	3/10/2014 7:35	29.38	95.8	6.43	2.6	SR9	3/10/2014 13:35	30.03	147.7	9.81	4.1	SR9	3/10/2014 19:35	29.98	150.6	9.75	4.1
SR9	3/10/2014 1:40	29.74	120.0	7.86	2.6	SR9	3/10/2014 7:40	29.36	97.0	6.52	2.5	SR9	3/10/2014 13:40	29.99	144.8	9.58	4.0	SR9	3/10/2014 19:40	29.97	150.9	9.76	4.2
SR9	3/10/2014 1:45	29.75	121.5	7.97	2.7	SR9	3/10/2014 7:45	29.34	97.2	6.52	2.5	SR9	3/10/2014 13:45	29.96	145.1	9.61	4.0	SR9	3/10/2014 19:45	29.97	151.8	9.83	3.9
SR9	3/10/2014 1:50	29.67	114.2	7.48	2.6	SR9	3/10/2014 7:50	29.34	97.6	6.56	2.4	SR9	3/10/2014 13:50	29.85	135.1	8.99	**5.2**	SR9	3/10/2014 19:50	29.96	151.7	9.85	4.1
SR9	3/10/2014 1:55	29.66	114.6	7.53	2.7	SR9	3/10/2014 7:55	29.41	98.5	6.62	2.5	SR9	3/10/2014 13:55	29.73	125.0	8.34	**6.3**	SR9	3/10/2014 19:55	29.96	150.5	9.77	3.9
SR9	3/10/2014 2:00	29.70	113.1	7.43	2.3	SR9	3/10/2014 8:00	29.44	99.0	6.64	2.4	SR9	3/10/2014 14:00	29.81	127.7	8.49	**6.3**	SR9	3/10/2014 20:00	29.95	151.5	9.83	4.0
SR9	3/10/2014 2:05	29.67	113.7	7.48	2.7	SR9	3/10/2014 8:05	29.36	100.0	6.71	2.6	SR9	3/10/2014 14:05	29.79	128.2	8.48	**5.6**	SR9	3/10/2014 20:05	29.96	149.8	9.73	3.9
SR9	3/10/2014 2:10	29.69	111.3	7.31	2.7	SR9	3/10/2014 8:10	29.45	98.9	6.63	2.8	SR9	3/10/2014 14:10	29.81	128.4	8.52	**6.3**	SR9	3/10/2014 20:10	29.95	147.3	9.56	3.9
SR9	3/10/2014 2:15	29.71	114.8	7.56	2.9	SR9	3/10/2014 8:15	29.48	100.1	6.71	4.1	SR9	3/10/2014 14:15	29.84	132.0	8.77	**5.5**	SR9	3/10/2014 20:15	29.96	148.6	9.67	4.1
SR9	3/10/2014 2:20	29.68	114.0	7.52	2.8	SR9	3/10/2014 8:20	29.41	104.1	7.00	2.7	SR9	3/10/2014 14:20	29.88	136.0	9.00	**4.9**	SR9	3/10/2014 20:20	29.95	147.7	9.58	3.4
SR9	3/10/2014 2:25	29.75	120.0	7.87	2.4	SR9	3/10/2014 8:25	29.42	104.2	7.00	**12.0**	SR9	3/10/2014 14:25	29.84	132.0	8.75	**5.8**	SR9	3/10/2014 20:25	29.95	145.9	9.50	4.1
SR9	3/10/2014 2:30	29.72	117.2	7.73	2.9	SR9	3/10/2014 8:30	29.45	106.0	7.12	2.3	SR9	3/10/2014 14:30	29.84	137.4	9.10	**5.5**	SR9	3/10/2014 20:30	29.94	146.8	9.55	4.1
SR9	3/10/2014 2:35	29.66	107.9	7.11	2.9	SR9	3/10/2014 8:35	29.45	105.3	7.07	2.5	SR9	3/10/2014 14:35	29.82	131.2	8.71	**6.1**	SR9	3/10/2014 20:35	29.93	145.2	9.49	3.9
SR9	3/10/2014 2:40	29.69	111.1	7.33	3.1	SR9	3/10/2014 8:40	29.44	107.3	7.21	4.4	SR9	3/10/2014 14:40	29.83	129.1	8.55	**7.4**	SR9	3/10/2014 20:40	29.92	143.9	9.38	3.8
SR9	3/10/2014 2:45	29.61	100.2	6.59	3.1	SR9	3/10/2014 8:45	29.48	105.3	7.06	2.7	SR9	3/10/2014 14:45	29.80	125.6	8.33	**7.9**	SR9	3/10/2014 20:45	29.89	141.8	9.27	4.5
SR9	3/10/2014 2:50	29.59	97.6	6.45	3.9	SR9	3/10/2014 8:50	29.44	106.6	7.13	2.4	SR9	3/10/2014 14:50	29.84	130.2	8.64	**6.0**	SR9	3/10/2014 20:50	29.88	143.4	9.33	4.0
SR9	3/10/2014 2:55	29.62	100.0	6.60	3.7	SR9	3/10/2014 8:55	29.45	109.2	7.31	2.3	SR9	3/10/2014 14:55	29.85	134.2	8.92	**5.8**	SR9	3/10/2014 20:55	29.82	140.5	9.18	3.8
SR9	3/10/2014 3:00	29.62	105.1	6.97	3.6	SR9	3/10/2014 9:00	29.43	111.9	7.49	3.0	SR9	3/10/2014 15:00	29.83	130.2	8.64	**6.4**	SR9	3/10/2014 21:00	29.82	140.6	9.19	3.7
SR9	3/10/2014 3:05	29.63	109.9	7.26	3.1	SR9	3/10/2014 9:05	29.47	113.3	7.61	2.1	SR9	3/10/2014 15:05	29.85	132.3	8.79	**6.4**	SR9	3/10/2014 21:05	29.77	138.5	9.13	3.7
SR9	3/10/2014 3:10	29.59	110.8	7.31	2.2	SR9	3/10/2014 9:10	29.52	118.2	7.91	1.9	SR9	3/10/2014 15:10	29.81	129.1	8.60	**6.3**	SR9	3/10/2014 21:10	29.77	140.6	9.31	3.6
SR9	3/10/2014 3:15	29.64	111.5	7.37	3.0	SR9	3/10/2014 9:15	29.47	115.4	7.73	2.2	SR9	3/10/2014 15:15	29.82	129.5	8.61	**6.9**	SR9	3/10/2014 21:15	29.82	142.0	9.39	3.9
SR9	3/10/2014 3:20	29.61	109.6	7.25	2.8	SR9	3/10/2014 9:20	29.65	126.9	8.51	1.1	SR9	3/10/2014 15:20	29.82	128.7	8.55	**6.8**	SR9	3/10/2014 21:20	29.84	141.2	9.34	3.6
SR9	3/10/2014 3:25	29.62	105.2	6.91	3.4	SR9	3/10/2014 9:25	29.63	129.5	8.64	1.2	SR9	3/10/2014 15:25	29.82	128.9	8.56	**7.6**	SR9	3/10/2014 21:25	29.83	136.5	9.00	4.0
SR9	3/10/2014 3:30	29.62	106.8	7.05	3.1	SR9	3/10/2014 9:30	29.63	129.1	8.65	1.3	SR9	3/10/2014 15:30	29.86	134.4	8.91	**7.2**	SR9	3/10/2014 21:30	29.80	135.5	8.93	3.8
SR9	3/10/2014 3:35	29.62	108.9	7.16	3.1	SR9	3/10/2014 9:35	29.62	128.2	8.61	1.5	SR9	3/10/2014 15:35	29.81	129.5	8.58	**7.7**	SR9	3/10/2014 21:35	29.76	136.0	9.02	3.9
SR9	3/10/2014 3:40	29.63	114.0	7.56	2.6	SR9	3/10/2014 9:40	29.63	129.2	8.68	1.2	SR9	3/10/2014 15:40	29.81	128.4	8.51	**8.3**	SR9	3/10/2014 21:40	29.76	136.6	9.02	3.8
SR9	3/10/2014 3:45	29.62	108.5	7.17	3.0	SR9	3/10/2014 9:45	29.59	126.5	8.48	1.3	SR9	3/10/2014 15:45	29.69	115.6	7.68	**6.7**	SR9	3/10/2014 21:45	29.77	136.5	9.03	3.9
SR9	3/10/2014 3:50	29.61	106.6	7.04	3.3	SR9	3/10/2014 9:50	29.74	132.4	8.86	1.7	SR9	3/10/2014 15:50	29.70	118.1	7.84	**6.2**	SR9	3/10/2014 21:50	29.74	136.2	9.02	3.7
SR9	3/10/2014 3:55	29.61	104.1	6.89	4.0	SR9	3/10/2014 9:55	29.78	135.2	9.03	1.6	SR9	3/10/2014 15:55	29.70	117.4	7.79	**6.3**	SR9	3/10/2014 21:55	29.73	136.0	9.03	3.9
SR9	3/10/2014 4:00	29.63	104.6	6.91	3.4	SR9	3/10/2014 10:00	29.79	136.5	9.05	1.8	SR9	3/10/2014 16:00	29.70	117.8	7.83	**6.4**	SR9	3/10/2014 22:00	29.74	136.1	8.97	4.1
SR9	3/10/2014 4:05	29.62	102.2	6.73	4.0	SR9	3/10/2014 10:05	29.74	136.7	9.08	1.8	SR9	3/10/2014 16:05	29.72	119.8	7.94	**6.0**	SR9	3/10/2014 22:05	29.75	136.0	8.99	3.7
SR9	3/10/2014 4:10	29.61	102.0	6.76	4.0	SR9	3/10/2014 10:10	29.82	137.2	9.12	1.6	SR9	3/10/2014 16:10	29.72	121.3	8.05	**5.5**	SR9	3/10/2014 22:10	29.76	135.8	9.00	3.8
SR9	3/10/2014 4:15	29.61	100.2	6.61	3.5	SR9	3/10/2014 10:15	29.82	137.2	9.09	2.8	SR9	3/10/2014 16:15	29.73	121.8	8.08	**5.2**	SR9	3/10/2014 22:15	29.75	134.9	8.93	3.9
SR9	3/10/2014 4:20	29.58	102.2	6.75	3.4	SR9	3/10/2014 10:20	29.82	138.8	9.19	2.2	SR9	3/10/2014 16:20	29.73	122.2	8.11	**5.0**	SR9	3/10/2014 22:20	29.76	131.4	8.68	3.7
SR9	3/10/2014 4:25	29.60	102.4	6.76	3.4	SR9	3/10/2014 10:25	29.81	138.0	9.15	2.3	SR9	3/10/2014 16:25	29.73	121.6	8.06	**5.3**	SR9	3/10/2014 22:25	29.76	130.7	8.64	3.7
SR9	3/10/2014 4:30	29.61	98.7	6.51	3.4	SR9	3/10/2014 10:30	29.77	138.8	9.21	2.3	SR9	3/10/2014 16:30	29.73	120.9	8.01	**5.8**	SR9	3/10/2014 22:30	29.77	130.6	8.63	3.7
SR9	3/10/2014 4:35	29.61	101.2	6.68	3.3	SR9	3/10/2014 10:35	29.77	138.1	9.15	2.3	SR9	3/10/2014 16:35	29.75	120.9	8.02	**6.4**	SR9	3/10/2014 22:35	29.79	131.3	8.68	3.7
SR9	3/10/2014 4:40	29.62	98.1	6.50	3.7	SR9	3/10/2014 10:40	29.79	137.9	9.14	4.2	SR9	3/10/2014 16:40	29.78	123.9	8.20	**5.5**	SR9	3/10/2014 22:40	29.79	131.6	8.71	3.9
SR9	3/10/2014 4:45	29.60	97.9	6.48	3.8	SR9	3/10/2014 10:45	29.82	136.8	9.06	3.1	SR9	3/10/2014 16:45	29.72	120.9	8.01	**5.5**	SR9	3/10/2014 22:45	29.79	131.8	8.81	4.1
SR9	3/10/2014 4:50	29.60	98.7	6.54	3.7	SR9	3/10/2014 10:50	29.81	133.9	8.89	3.0	SR9	3/10/2014 16:50	29.74	122.7	8.10	**5.7**	SR9	3/10/2014 22:50	29.79	132.1	8.84	4.2
SR9	3/10/2014 4:55	29.60	99.0	6.54	3.3	SR9	3/10/2014 10:55	29.82	132.8	8.81	2.9	SR9	3/10/2014 16:55	29.75	122.4	8.09	**6.0**	SR9	3/10/2014 22:55	29.80	132.3	8.86	4.1
SR9	3/10/2014 5:00	29.60	100.3	6.65	3.5	SR9	3/10/2014 11:00	29.82	133.9	8.87	2.9	SR9	3/10/2014 17:00	29.75	122.1	8.07	**5.6**	SR9	3/10/2014 23:00	29.79	132.5	8.87	3.9
SR9	3/10/2014 5:05	29.59	99.6	6.64	3.3	SR9	3/10/2014 11:05	29.84	133.1	8.85	3.0	SR9	3/10/2014 17:05	29.80	128.7	8.50	**5.9**	SR9	3/10/2014 23:05	29.80	132.5	8.89	3.7
SR9	3/10/2014 5:10	29.57	102.1	6.83	3.5	SR9	3/10/2014 11:10	29.83	132.9	8.84	3.4	SR9	3/10/2014 17:10	29.84	132.4	8.75	**4.8**	SR9	3/10/2014 23:10	29.79	131.5	8.87	3.7
SR9	3/10/2014 5:15	29.57	98.9	6.58	3.9	SR9	3/10/2014 11:15	29.85	134.3	8.93	3.3	SR9	3/10/2014 17:15	29.82	131.1	8.67	4.7	SR9	3/10/2014 23:15	29.72	128.9	8.67	3.7
SR9	3/10/2014 5:20	29.56	99.0	6.64	3.7	SR9	3/10/2014 11:20	29.89	135.2	9.02	3.5	SR9	3/10/2014 17:20	29.81	132.3	8.74	**4.9**	SR9	3/10/2014 23:20	29.70	130.0	8.73	3.7
SR9	3/10/2014 5:25	29.55	99.0	6.66	4.0	SR9	3/10/2014 11:25	29.89	135.5	9.01	3.9	SR9	3/10/2014 17:25	29.81	133.1	8.79	**5.4**	SR9	3/10/2014 23:25	29.71	129.4	8.68	3.7
SR9	3/10/2014 5:30	29.53	100.6	6.74	3.5	SR9	3/10/2014 11:30	29.88	134.6	8.94	3.5	SR9	3/10/2014 17:30	29.84	137.0	9.10	4.0	SR9	3/10/2014 23:30	29.70	126.8	8.51	3.5
SR9	3/10/2014 5:35	29.51	101.1	6.81	3.4	SR9	3/10/2014 11:35	29.90	134.9	8.95	3.7	SR9	3/10/2014 17:35	29.87	140.6	9.32	4.7	SR9	3/10/2014 23:35	29.77	131.2	8.82	3.6
SR9	3/10/2014 5:40	29.51	99.8	6.70	4.0	SR9	3/10/2014 11:40	29.91	137.4	9.12	4.0	SR9	3/10/2014 17:40	29.90	144.9	9.60	4.6	SR9	3/10/2014 23:40	29.69	123.5	8.29	3.5
SR9	3/10/2014 5:45	29.52	101.3	6.79	4.1	SR9	3/10/2014 11:45	29.89	136.7	9.05	4.0	SR9	3/10/2014 17:45	29.93	147.6	9.78	4.4	SR9	3/10/2014 23:45	29.65	124.6	8.36	2.9
SR9	3/10/2014 5:50	29.48	99.8	6.66	3.5	SR9	3/10/2014 11:50	29.95	138.2	9.14	3.9	SR9	3/10/2014 17:50	29.92	148.2	9.81	4.2	SR9	3/10/2014 23:50	29.69	127.6	8.58	3.3
SR9	3/10/2014 5:55	29.48	101.0	6.76	3.5	SR9	3/10/2014 11:55	29.98	140.4	9.27	3.8	SR9	3/10/2014 17:55	29.96	149.5	9.88	4.3	SR9	3/10/2014 23:55	29.62	124.6	8.38	3.2

Station	Timestamp	Temp (° C)	DO (%)	DO (mg/L)	Tur (NTU)	Station	Timestamp	Temp (° C)	DO (%)	DO (mg/L)	Tur (NTU)	Station	Timestamp	Temp (° C)	DO (%)	DO (mg/L)	Tur (NTU)	Station	Timestamp	Temp (°C)	DO (%)	DO (mg/L)	Tur (NTU)
SR10	3/10/2014 0:00	29.43	78.7	**5.06**	0.4	SR10	3/10/2014 6:00	29.26	85.4	**5.51**	0.2	SR10	3/10/2014 12:00	29.46	78.9	**5.08**	1.3	SR10	3/10/2014 18:00	29.26	91.8	**5.90**	1.1
SR10	3/10/2014 0:05	29.43	79.6	**5.11**	0.1	SR10	3/10/2014 6:05	29.25	85.1	**5.49**	0.4	SR10	3/10/2014 12:05	29.47	75.4	**4.85**	1.3	SR10	3/10/2014 18:05	29.27	94.0	6.03	1.6
SR10	3/10/2014 0:10	29.45	85.4	**5.49**	0.4	SR10	3/10/2014 6:10	29.19	85.1	**5.49**	0.2	SR10	3/10/2014 12:10	29.47	74.1	**4.77**	1.2	SR10	3/10/2014 18:10	29.27	93.7	6.02	1.1
SR10	3/10/2014 0:15	29.43	77.8	**5.00**	0.1	SR10	3/10/2014 6:15	29.20	85.0	**5.49**	0.3	SR10	3/10/2014 12:15	29.48	74.1	**4.77**	1.0	SR10	3/10/2014 18:15	29.27	92.7	**5.96**	1.1
SR10	3/10/2014 0:20	29.43	76.7	**4.93**	0.2	SR10	3/10/2014 6:20	29.24	85.2	**5.49**	0.4	SR10	3/10/2014 12:20	29.45	75.8	**4.88**	1.1	SR10	3/10/2014 18:20	29.28	95.7	6.15	0.6
SR10	3/10/2014 0:25	29.44	83.1	**5.34**	0.3	SR10	3/10/2014 6:25	29.27	85.2	**5.49**	0.5	SR10	3/10/2014 12:25	29.47	74.4	**4.79**	0.8	SR10	3/10/2014 18:25	29.29	96.4	6.19	0.5
SR10	3/10/2014 0:30	29.43	80.1	**5.15**	0.4	SR10	3/10/2014 6:30	29.26	85.3	**5.50**	0.2	SR10	3/10/2014 12:30	29.46	74.5	**4.80**	0.7	SR10	3/10/2014 18:30	29.29	98.6	6.33	0.3
SR10	3/10/2014 0:35	29.43	80.7	**5.19**	0.2	SR10	3/10/2014 6:35	29.29	85.4	**5.50**	0.4	SR10	3/10/2014 12:35	29.46	75.0	**4.83**	1.0	SR10	3/10/2014 18:35	29.28	98.9	6.35	0.4
SR10	3/10/2014 0:40	29.42	73.6	**4.73**	0.2	SR10	3/10/2014 6:40	29.21	86.9	**5.61**	0.3	SR10	3/10/2014 12:40	29.46	74.9	**4.82**	1.1	SR10	3/10/2014 18:40	29.27	97.8	6.28	0.7
SR10	3/10/2014 0:45	29.40	73.9	**4.75**	0.2	SR10	3/10/2014 6:45	29.25	87.4	**5.64**	0.2	SR10	3/10/2014 12:45	29.46	72.9	**4.70**	0.7	SR10	3/10/2014 18:45	29.26	94.5	6.07	1.9
SR10	3/10/2014 0:50	29.39	74.7	**4.80**	3.7	SR10	3/10/2014 6:50	29.27	88.7	**5.72**	0.2	SR10	3/10/2014 12:50	29.45	74.6	**4.80**	0.6	SR10	3/10/2014 18:50	29.25	93.6	6.01	1.3
SR10	3/10/2014 0:55	29.40	78.5	**5.04**	0.1	SR10	3/10/2014 6:55	29.29	88.4	**5.70**	0.2	SR10	3/10/2014 12:55	29.47	74.5	**4.79**	0.9	SR10	3/10/2014 18:55	29.25	90.9	**5.84**	1.8
SR10	3/10/2014 1:00	29.40	77.0	**4.95**	0.8	SR10	3/10/2014 7:00	29.30	89.0	**5.74**	0.1	SR10	3/10/2014 13:00	29.49	76.1	**4.90**	0.8	SR10	3/10/2014 19:00	29.28	98.3	6.31	0.8
SR10	3/10/2014 1:05	29.39	74.1	**4.77**	**6.7**	SR10	3/10/2014 7:05	29.30	88.1	**5.67**	0.3	SR10	3/10/2014 13:05	29.49	76.7	**4.93**	0.6	SR10	3/10/2014 19:05	29.27	96.8	6.22	1.0
SR10	3/10/2014 1:10	29.38	72.3	**4.64**	0.7	SR10	3/10/2014 7:10	29.29	89.6	**5.78**	0.2	SR10	3/10/2014 13:10	29.50	77.9	**5.01**	0.8	SR10	3/10/2014 19:10	29.27	97.6	6.26	1.1
SR10	3/10/2014 1:15	29.37	74.4	**4.78**	**7.7**	SR10	3/10/2014 7:15	29.32	90.5	**5.83**	0.1	SR10	3/10/2014 13:15	29.50	75.8	**4.88**	0.6	SR10	3/10/2014 19:15	29.26	95.2	6.11	1.7
SR10	3/10/2014 1:20	29.38	71.7	**4.61**	0.4	SR10	3/10/2014 7:20	29.32	89.2	**5.75**	0.1	SR10	3/10/2014 13:20	29.52	77.3	**4.97**	0.3	SR10	3/10/2014 19:20	29.24	93.0	5.97	1.9
SR10	3/10/2014 1:25	29.37	74.9	**4.81**	0.2	SR10	3/10/2014 7:25	29.33	90.4	**5.83**	0.4	SR10	3/10/2014 13:25	29.52	76.0	**4.89**	0.5	SR10	3/10/2014 19:25	29.24	91.1	**5.85**	2.7
SR10	3/10/2014 1:30	29.37	70.4	**4.53**	0.2	SR10	3/10/2014 7:30	29.33	89.6	**5.77**	0.1	SR10	3/10/2014 13:30	29.53	76.6	**4.93**	0.2	SR10	3/10/2014 19:30	29.23	89.0	**5.72**	1.4
SR10	3/10/2014 1:35	29.36	74.8	**4.81**	0.3	SR10	3/10/2014 7:35	29.32	91.2	**5.88**	0.1	SR10	3/10/2014 13:35	29.49	74.8	**4.81**	0.7	SR10	3/10/2014 19:35	29.23	86.5	**5.57**	1.1
SR10	3/10/2014 1:40	29.37	78.2	**5.03**	0.3	SR10	3/10/2014 7:40	29.32	91.1	**5.87**	0.2	SR10	3/10/2014 13:40	29.51	75.2	**4.84**	0.4	SR10	3/10/2014 19:40	29.31	87.2	**5.61**	1.1
SR10	3/10/2014 1:45	29.34	81.7	**5.25**	0.2	SR10	3/10/2014 7:45	29.32	91.0	**5.87**	0.2	SR10	3/10/2014 13:45	29.48	75.1	**4.83**	0.9	SR10	3/10/2014 19:45	29.28	84.9	**5.46**	1.3
SR10	3/10/2014 1:50	29.34	83.4	**5.36**	0.1	SR10	3/10/2014 7:50	29.33	91.3	**5.88**	0.4	SR10	3/10/2014 13:50	29.47	76.1	**4.90**	1.0	SR10	3/10/2014 19:50	29.29	84.1	**5.41**	1.2
SR10	3/10/2014 1:55	29.34	79.0	**5.09**	0.4	SR10	3/10/2014 7:55	29.34	91.7	**5.91**	0.1	SR10	3/10/2014 13:55	29.50	77.0	**4.96**	1.0	SR10	3/10/2014 19:55	29.27	78.7	**5.07**	1.1
SR10	3/10/2014 2:00	29.34	80.5	**5.18**	0.2	SR10	3/10/2014 8:00	29.35	91.6	**5.91**	0.4	SR10	3/10/2014 14:00	29.41	79.5	**5.11**	1.8	SR10	3/10/2014 20:00	29.29	80.1	**5.16**	0.8
SR10	3/10/2014 2:05	29.35	85.3	**5.49**	0.4	SR10	3/10/2014 8:05	29.35	91.4	**5.89**	0.6	SR10	3/10/2014 14:05	29.35	86.0	**5.54**	2.9	SR10	3/10/2014 20:05	29.28	92.7	5.97	1.0
SR10	3/10/2014 2:10	29.31	80.4	**5.18**	0.2	SR10	3/10/2014 8:10	29.36	91.0	**5.86**	0.1	SR10	3/10/2014 14:10	29.38	87.3	**5.62**	1.8	SR10	3/10/2014 20:10	29.25	94.6	6.10	0.9
SR10	3/10/2014 2:15	29.36	87.1	**5.61**	0.4	SR10	3/10/2014 8:15	29.34	89.5	**5.76**	0.1	SR10	3/10/2014 14:15	29.32	84.6	**5.44**	**6.5**	SR10	3/10/2014 20:15	29.22	95.5	6.17	0.9
SR10	3/10/2014 2:20	29.33	82.9	**5.33**	0.4	SR10	3/10/2014 8:20	29.36	90.5	**5.83**	0.1	SR10	3/10/2014 14:20	29.31	81.0	**5.21**	4.0	SR10	3/10/2014 20:20	29.21	97.8	6.32	0.8
SR10	3/10/2014 2:25	29.44	95.7	6.15	0.1	SR10	3/10/2014 8:25	29.36	90.5	**5.83**	0.1	SR10	3/10/2014 14:25	29.35	84.4	**5.45**	0.7	SR10	3/10/2014 20:25	29.17	97.2	6.28	0.8
SR10	3/10/2014 2:30	29.36	87.6	**5.63**	0.2	SR10	3/10/2014 8:30	29.40	91.7	**5.91**	0.4	SR10	3/10/2014 14:30	29.36	85.0	**5.48**	2.2	SR10	3/10/2014 20:30	29.18	95.0	6.14	0.8
SR10	3/10/2014 2:35	29.37	90.1	**5.80**	0.4	SR10	3/10/2014 8:35	29.43	91.8	**5.92**	0.1	SR10	3/10/2014 14:35	29.37	86.0	**5.54**	2.5	SR10	3/10/2014 20:35	29.18	98.3	6.35	0.4
SR10	3/10/2014 2:40	29.36	90.1	**5.80**	0.2	SR10	3/10/2014 8:40	29.44	92.0	**5.93**	0.2	SR10	3/10/2014 14:40	29.38	88.5	**5.71**	2.1	SR10	3/10/2014 20:40	29.18	99.1	6.40	0.4
SR10	3/10/2014 2:45	29.32	87.4	**5.63**	0.3	SR10	3/10/2014 8:45	29.44	91.9	**5.92**	0.1	SR10	3/10/2014 14:45	29.40	91.5	**5.89**	1.8	SR10	3/10/2014 20:45	29.10	101.0	6.53	0.1
SR10	3/10/2014 2:50	29.35	90.2	**5.80**	0.4	SR10	3/10/2014 8:50	29.40	90.2	**5.81**	0.1	SR10	3/10/2014 14:50	29.33	91.9	**5.92**	2.7	SR10	3/10/2014 20:50	29.22	89.4	**5.76**	0.9
SR10	3/10/2014 2:55	29.31	88.1	**5.67**	0.7	SR10	3/10/2014 8:55	29.40	89.3	**5.75**	0.4	SR10	3/10/2014 14:55	29.23	93.5	6.04	2.0	SR10	3/10/2014 20:55	29.26	87.6	**5.64**	1.4
SR10	3/10/2014 3:00	29.34	90.0	**5.79**	0.5	SR10	3/10/2014 9:00	29.42	89.3	**5.76**	0.2	SR10	3/10/2014 15:00	29.22	92.8	6.00	2.1	SR10	3/10/2014 21:00	29.26	91.0	**5.85**	1.1
SR10	3/10/2014 3:05	29.41	92.2	**5.92**	0.4	SR10	3/10/2014 9:05	29.41	88.4	**5.69**	0.1	SR10	3/10/2014 15:05	29.21	88.9	**5.73**	2.7	SR10	3/10/2014 21:05	29.26	92.3	**5.94**	1.1
SR10	3/10/2014 3:10	29.41	91.1	**5.84**	0.4	SR10	3/10/2014 9:10	29.43	87.3	**5.62**	0.2	SR10	3/10/2014 15:10	29.21	89.8	**5.79**	3.1	SR10	3/10/2014 21:10	29.24	87.8	**5.65**	1.3
SR10	3/10/2014 3:15	29.40	93.5	5.99	0.4	SR10	3/10/2014 9:15	29.44	86.9	**5.60**	0.1	SR10	3/10/2014 15:15	29.20	88.6	**5.72**	2.3	SR10	3/10/2014 21:15	29.23	84.8	**5.46**	1.5
SR10	3/10/2014 3:20	29.40	92.3	**5.92**	0.2	SR10	3/10/2014 9:20	29.43	86.7	**5.59**	0.1	SR10	3/10/2014 15:20	29.20	85.5	**5.51**	3.6	SR10	3/10/2014 21:20	29.23	86.8	**5.58**	1.8
SR10	3/10/2014 3:25	29.40	92.8	**5.95**	0.4	SR10	3/10/2014 9:25	29.42	86.8	**5.59**	0.2	SR10	3/10/2014 15:25	29.19	78.9	**5.09**	3.2	SR10	3/10/2014 21:25	29.22	85.0	**5.46**	1.9
SR10	3/10/2014 3:30	29.40	93.1	5.98	0.4	SR10	3/10/2014 9:30	29.45	87.8	**5.66**	0.3	SR10	3/10/2014 15:30	29.17	80.1	**5.18**	3.0	SR10	3/10/2014 21:30	29.20	84.4	**5.43**	1.8
SR10	3/10/2014 3:35	29.38	90.7	**5.82**	0.4	SR10	3/10/2014 9:35	29.47	89.2	**5.75**	0.4	SR10	3/10/2014 15:35	29.23	82.6	**5.32**	3.5	SR10	3/10/2014 21:35	29.15	85.3	**5.50**	1.5
SR10	3/10/2014 3:40	29.38	89.4	**5.74**	0.1	SR10	3/10/2014 9:40	29.47	89.9	**5.79**	0.2	SR10	3/10/2014 15:40	29.23	84.3	**5.42**	3.3	SR10	3/10/2014 21:40	29.16	84.2	**5.42**	1.5
SR10	3/10/2014 3:45	29.36	85.3	**5.48**	0.4	SR10	3/10/2014 9:45	29.48	89.8	**5.79**	0.4	SR10	3/10/2014 15:45	29.22	81.0	**5.21**	3.2	SR10	3/10/2014 21:45	29.21	85.0	**5.47**	1.8
SR10	3/10/2014 3:50	29.35	85.0	**5.46**	1.1	SR10	3/10/2014 9:50	29.46	89.9	**5.79**	0.6	SR10	3/10/2014 15:50	29.21	81.7	**5.25**	4.2	SR10	3/10/2014 21:50	29.21	84.8	**5.45**	2.0
SR10	3/10/2014 3:55	29.36	81.2	**5.21**	1.0	SR10	3/10/2014 9:55	29.47	91.0	**5.86**	**5.5**	SR10	3/10/2014 15:55	29.21	79.2	**5.09**	3.1	SR10	3/10/2014 21:55	29.21	84.4	**5.43**	2.0
SR10	3/10/2014 4:00	29.32	78.0	**5.02**	0.2	SR10	3/10/2014 10:00	29.46	89.3	**5.75**	1.1	SR10	3/10/2014 16:00	29.23	80.9	**5.21**	2.6	SR10	3/10/2014 22:00	29.19	83.0	**5.34**	2.1
SR10	3/10/2014 4:05	29.32	78.6	**5.05**	0.5	SR10	3/10/2014 10:05	29.44	87.6	**5.65**	0.6	SR10	3/10/2014 16:05	29.23	81.4	**5.25**	2.6	SR10	3/10/2014 22:05	29.20	76.9	**4.94**	2.1
SR10	3/10/2014 4:10	29.35	83.9	**5.38**	1.4	SR10	3/10/2014 10:10	29.43	87.6	**5.65**	0.7	SR10	3/10/2014 16:10	29.25	80.4	**5.18**	2.4	SR10	3/10/2014 22:10	29.20	77.2	**4.97**	2.1
SR10	3/10/2014 4:15	29.35	88.1	**5.66**	2.0	SR10	3/10/2014 10:15	29.42	87.0	**5.61**	1.2	SR10	3/10/2014 16:15	29.26	80.3	**5.17**	2.3	SR10	3/10/2014 22:15	29.19	76.9	**4.95**	2.3
SR10	3/10/2014 4:20	29.35	83.0	**5.33**	3.4	SR10	3/10/2014 10:20	29.41	86.8	**5.59**	1.3	SR10	3/10/2014 16:20	29.26	80.7	**5.20**	2.3	SR10	3/10/2014 22:20	29.20	79.3	**5.10**	2.1
SR10	3/10/2014 4:25	29.32	76.0	**4.89**	3.3	SR10	3/10/2014 10:25	29.41	87.3	**5.63**	1.5	SR10	3/10/2014 16:25	29.26	78.6	**5.06**	2.0	SR10	3/10/2014 22:25	29.10	78.1	**5.03**	1.7
SR10	3/10/2014 4:30	29.33	69.5	**4.46**	0.4	SR10	3/10/2014 10:30	29.43	85.9	**5.54**	1.1	SR10	3/10/2014 16:30	29.25	77.2	**4.97**	2.4	SR10	3/10/2014 22:30	29.04	80.0	**5.17**	1.0
SR10	3/10/2014 4:35	29.30	75.8	**4.87**	0.8	SR10	3/10/2014 10:35	29.42	87.2	**5.62**	1.7	SR10	3/10/2014 16:35	29.26	79.7	**5.13**	2.3	SR10	3/10/2014 22:35	29.07	78.4	**5.06**	1.5
SR10	3/10/2014 4:40	29.30	75.2	**4.83**	0.7	SR10	3/10/2014 10:40	29.42	86.1	**5.54**	1.6	SR10	3/10/2014 16:40	29.26	77.1	**4.97**	2.0	SR10	3/10/2014 22:40	29.16	84.0	**5.40**	2.0
SR10	3/10/2014 4:45	29.30	77.1	**4.96**	0.1	SR10	3/10/2014 10:45	29.42	81.0	**5.22**	1.1	SR10	3/10/2014 16:45	29.27	78.6	**5.06**	2.4	SR10	3/10/2014 22:45	29.16	80.8	**5.20**	2.1
SR10	3/10/2014 4:50	29.30	77.8	**5.00**	0.2	SR10	3/10/2014 10:50	29.42	79.1	**5.10**	1.3	SR10	3/10/2014 16:50	29.28	79.6	**5.12**	1.6	SR10	3/10/2014 22:50	29.16	89.9	**5.78**	1.3
SR10	3/10/2014 4:55	29.26	73.5	**4.73**	0.2	SR10	3/10/2014 10:55	29.42	78.9	**5.08**	1.4	SR10	3/10/2014 16:55	29.26	81.3	**5.24**	2.4	SR10	3/10/2014 22:55	29.16	88.3	**5.68**	1.6
SR10	3/10/2014 5:00	29.30	78.0	**5.01**	0.5	SR10	3/10/2014 11:00	29.41	75.9	**4.89**	1.7	SR10	3/10/2014 17:00	29.25	87.5	**5.62**	2.1	SR10	3/10/2014 23:00	29.16	89.7	**5.77**	2.3
SR10	3/10/2014 5:05	29.35	85.0	**5.46**	0.4	SR10	3/10/2014 11:05	29.40	77.0	**4.96**	2.3	SR10	3/10/2014 17:05	29.26	86.4	**5.55**	2.3	SR10	3/10/2014 23:05	29.15	88.0	**5.66**	1.5
SR10	3/10/2014 5:10	29.30	80.6	**5.18**	0.1	SR10	3/10/2014 11:10	29.40	74.8	**4.82**	1.9	SR10	3/10/2014 17:10	29.27	88.9	**5.71**	2.0	SR10	3/10/2014 23:10	29.03	83.1	**5.37**	1.0
SR10	3/10/2014 5:15	29.32	85.1	**5.47**	0.3	SR10	3/10/2014 11:15	29.41	73.4	**4.73**	2.9	SR10	3/10/2014 17:15	29.27	90.4	**5.81**	1.3	SR10	3/10/2014 23:15	29.10	85.3	**5.50**	1.2
SR10	3/10/2014 5:20	29.32	86.9	**5.59**	0.3	SR10	3/10/2014 11:20	29.41	77.5	**4.99**	2.0	SR10	3/10/2014 17:20	29.27	90.3	**5.80**	1.5	SR10	3/10/2014 23:20	29.14	88.9	**5.73**	0.8
SR10	3/10/2014 5:25	29.26	87.8	**5.66**	0.4	SR10	3/10/2014 11:25	29.42	74.9	**4.82**	2.0	SR10	3/10/2014 17:25	29.27	91.7	**5.89**	1.6	SR10	3/10/2014 23:25	29.13	90.6	**5.84**	1.3
SR10	3/10/2014 5:30	29.26	86.9	**5.60**	0.7	SR10	3/10/2014 11:30	29.43	76.3	**4.91**	1.4	SR10	3/10/2014 17:30	29.27	93.1	5.98	0.9	SR10	3/10/2014 23:30	29.05	93.4	6.03	0.5
SR10	3/10/2014 5:35	29.25	87.2	**5.63**	0.5	SR10	3/10/2014 11:35	29.42	72.2	**4.65**	1.9	SR10	3/10/2014 17:35	29.26	92.1	**5.92**	1.0	SR10	3/10/2014 23:35	29.07	95.0	6.13	0.9
SR10	3/10/2014 5:40	29.26	86.9	**5.60**	**10.9**	SR10	3/10/2014 11:40	29.44	74.9	**4.82**	1.3	SR10	3/10/2014 17:40	29.26	92.5	**5.94**	1.4	SR10	3/10/2014 23:40	29.05	93.9	6.06	1.2
SR10	3/10/2014 5:45	29.28	86.4	**5.57**	0.4	SR10	3/10/2014 11:45	29.46	80.0	**5.15**	1.1	SR10	3/10/2014 17:45	29.27	92.0	**5.91**	1.4	SR10	3/10/2014 23:45	29.08	93.4	6.02	0.8
SR10	3/10/2014 5:50	29.29	85.9	**5.54**	2.2	SR10	3/10/2014 11:50	29.46	81.5	**5.25**	1.2	SR10	3/10/2014 17:50	29.27	92.0	**5.91**	1.3	SR10	3/10/2014 23:50	29.09	92.5	**5.96**	1.6
SR10	3/10/2014 5:55	29.27	85.7	**5.53**	0.4	SR10	3/10/2014 11:55	29.46	81.9	**5.27**	1.8	SR10	3/10/2014 17:55	29.27	90.9	**5.84**	1.8	SR10	3/10/2014 23:55	29.13	92.7	**5.96**	2.1

Station	Timestamp	Temp (° C)	DO (%)	DO (mg/L)	Tur (NTU)	Station	Timestamp	Temp (° C)	DO (%)	DO (mg/L)	Tur (NTU)	Station	Timestamp	Temp (° C)	DO (%)	DO (mg/L)	Tur (NTU)	Station	Timestamp	Temp (°C)	DO (%)	DO (mg/L)	Tur (NTU)
SR11	3/10/2014 0:00	29.33	92.3	**5.93**	3.3	SR11	3/10/2014 6:00	29.19	95.6	6.19	0.5	SR11	3/10/2014 12:00	29.52	96.6	6.24	0.9	SR11	3/10/2014 18:00	29.44	77.9	**5.03**	0.2
SR11	3/10/2014 0:05	29.29	82.1	**5.28**	0.6	SR11	3/10/2014 6:05	29.19	95.6	6.18	0.6	SR11	3/10/2014 12:05	29.54	95.4	6.16	0.4	SR11	3/10/2014 18:05	29.43	77.4	**5.01**	0.3
SR11	3/10/2014 0:10	29.31	84.5	**5.44**	1.4	SR11	3/10/2014 6:10	29.18	95.9	6.20	0.5	SR11	3/10/2014 12:10	29.54	96.2	6.21	0.6	SR11	3/10/2014 18:10	29.45	78.4	**5.08**	0.1
SR11	3/10/2014 0:15	29.33	88.6	**5.70**	1.2	SR11	3/10/2014 6:15	29.16	95.5	6.18	0.5	SR11	3/10/2014 12:15	29.59	95.7	6.18	0.4	SR11	3/10/2014 18:15	29.45	80.2	**5.19**	0.3
SR11	3/10/2014 0:20	29.35	94.8	6.10	0.6	SR11	3/10/2014 6:20	29.15	96.6	6.24	0.6	SR11	3/10/2014 12:20	29.56	95.8	6.19	0.5	SR11	3/10/2014 18:20	29.45	80.5	**5.21**	0.3
SR11	3/10/2014 0:25	29.35	93.7	6.03	0.6	SR11	3/10/2014 6:25	29.15	95.8	6.21	0.5	SR11	3/10/2014 12:25	29.55	96.0	6.20	0.3	SR11	3/10/2014 18:25	29.41	80.2	**5.19**	0.4
SR11	3/10/2014 0:30	29.36	94.8	6.10	0.4	SR11	3/10/2014 6:30	29.14	95.2	6.16	0.4	SR11	3/10/2014 12:30	29.56	95.6	6.18	0.3	SR11	3/10/2014 18:30	29.44	81.0	**5.24**	0.1
SR11	3/10/2014 0:35	29.36	93.7	6.02	0.9	SR11	3/10/2014 6:35	29.11	95.4	6.17	0.5	SR11	3/10/2014 12:35	29.55	95.5	6.17	0.8	SR11	3/10/2014 18:35	29.46	83.4	**5.40**	0.1
SR11	3/10/2014 0:40	29.35	90.2	**5.82**	1.5	SR11	3/10/2014 6:40	29.12	93.8	6.07	0.5	SR11	3/10/2014 12:40	29.56	94.9	6.13	0.7	SR11	3/10/2014 18:40	29.45	85.7	**5.54**	0.5
SR11	3/10/2014 0:45	29.36	94.6	6.09	0.5	SR11	3/10/2014 6:45	29.13	96.0	6.20	0.6	SR11	3/10/2014 12:45	29.56	96.0	6.20	1.2	SR11	3/10/2014 18:45	29.44	80.5	**5.21**	0.3
SR11	3/10/2014 0:50	29.36	92.9	5.98	0.1	SR11	3/10/2014 6:50	29.12	95.1	6.16	0.4	SR11	3/10/2014 12:50	29.59	95.6	6.18	0.3	SR11	3/10/2014 18:50	29.45	81.4	**5.27**	0.1
SR11	3/10/2014 0:55	29.35	96.5	6.21	0.2	SR11	3/10/2014 6:55	29.11	95.4	6.17	0.4	SR11	3/10/2014 12:55	29.58	96.7	6.24	0.4	SR11	3/10/2014 18:55	29.45	84.4	**5.46**	0.2
SR11	3/10/2014 1:00	29.35	95.9	6.17	1.2	SR11	3/10/2014 7:00	29.12	95.2	6.16	0.5	SR11	3/10/2014 13:00	29.57	97.8	6.32	0.5	SR11	3/10/2014 19:00	29.45	80.3	**5.19**	0.1
SR11	3/10/2014 1:05	29.36	97.1	6.25	0.5	SR11	3/10/2014 7:05	29.13	95.1	6.15	0.4	SR11	3/10/2014 13:05	29.58	98.0	6.32	0.5	SR11	3/10/2014 19:05	29.47	89.4	**5.79**	0.1
SR11	3/10/2014 1:10	29.34	92.6	**5.96**	1.6	SR11	3/10/2014 7:10	29.13	95.3	6.16	0.4	SR11	3/10/2014 13:10	29.57	99.3	6.41	0.3	SR11	3/10/2014 19:10	29.46	86.8	**5.62**	0.2
SR11	3/10/2014 1:15	29.34	92.4	**5.95**	0.3	SR11	3/10/2014 7:15	29.14	95.5	6.17	0.5	SR11	3/10/2014 13:15	29.56	99.0	6.39	0.3	SR11	3/10/2014 19:15	29.45	92.5	6.00	0.1
SR11	3/10/2014 1:20	29.33	88.3	**5.68**	0.9	SR11	3/10/2014 7:20	29.13	95.4	6.18	0.5	SR11	3/10/2014 13:20	29.56	98.9	6.39	0.1	SR11	3/10/2014 19:20	29.47	92.9	6.02	0.3
SR11	3/10/2014 1:25	29.33	84.7	**5.45**	0.7	SR11	3/10/2014 7:25	29.16	94.9	6.13	0.4	SR11	3/10/2014 13:25	29.53	93.7	6.04	0.7	SR11	3/10/2014 19:25	29.46	92.0	**5.96**	0.3
SR11	3/10/2014 1:30	29.32	82.6	**5.32**	0.4	SR11	3/10/2014 7:30	29.16	95.3	6.16	0.6	SR11	3/10/2014 13:30	29.51	88.0	**5.68**	1.3	SR11	3/10/2014 19:30	29.44	81.1	**5.25**	0.3
SR11	3/10/2014 1:35	29.31	84.4	**5.43**	1.1	SR11	3/10/2014 7:35	29.14	95.0	6.14	0.6	SR11	3/10/2014 13:35	29.49	86.4	**5.58**	3.1	SR11	3/10/2014 19:35	29.46	83.9	**5.43**	0.1
SR11	3/10/2014 1:40	29.31	81.4	**5.24**	0.3	SR11	3/10/2014 7:40	29.16	96.0	6.21	0.1	SR11	3/10/2014 13:40	29.51	84.8	**5.47**	1.7	SR11	3/10/2014 19:40	29.47	91.6	**5.94**	0.1
SR11	3/10/2014 1:45	29.32	85.1	**5.47**	0.7	SR11	3/10/2014 7:45	29.16	95.7	6.19	0.3	SR11	3/10/2014 13:45	29.54	92.5	5.98	0.7	SR11	3/10/2014 19:45	29.47	91.4	**5.92**	0.1
SR11	3/10/2014 1:50	29.29	81.5	**5.25**	1.3	SR11	3/10/2014 7:50	29.16	96.5	6.24	0.6	SR11	3/10/2014 13:50	29.56	102.9	6.64	0.5	SR11	3/10/2014 19:50	29.44	83.4	**5.40**	0.4
SR11	3/10/2014 1:55	29.30	81.5	**5.25**	1.0	SR11	3/10/2014 7:55	29.20	96.7	6.26	0.7	SR11	3/10/2014 13:55	29.55	101.4	6.55	0.2	SR11	3/10/2014 19:55	29.46	87.0	**5.64**	0.2
SR11	3/10/2014 2:00	29.28	78.7	**5.07**	0.9	SR11	3/10/2014 8:00	29.21	96.6	6.24	0.5	SR11	3/10/2014 14:00	29.54	98.8	6.39	0.7	SR11	3/10/2014 20:00	29.43	78.4	**5.08**	0.1
SR11	3/10/2014 2:05	29.29	81.9	**5.27**	0.7	SR11	3/10/2014 8:05	29.22	96.7	6.24	0.6	SR11	3/10/2014 14:05	29.54	101.1	6.54	0.1	SR11	3/10/2014 20:05	29.45	80.4	**5.21**	0.6
SR11	3/10/2014 2:10	29.27	78.7	**5.07**	0.3	SR11	3/10/2014 8:10	29.23	97.8	6.31	0.5	SR11	3/10/2014 14:10	29.54	100.5	6.49	0.3	SR11	3/10/2014 20:10	29.44	77.6	**5.03**	0.3
SR11	3/10/2014 2:15	29.27	79.0	**5.09**	0.8	SR11	3/10/2014 8:15	29.22	97.7	6.30	0.5	SR11	3/10/2014 14:15	29.53	98.3	6.36	0.3	SR11	3/10/2014 20:15	29.43	78.5	**5.08**	0.3
SR11	3/10/2014 2:20	29.27	78.3	**5.04**	0.6	SR11	3/10/2014 8:20	29.21	98.7	6.36	0.3	SR11	3/10/2014 14:20	29.51	95.2	6.16	0.6	SR11	3/10/2014 20:20	29.44	80.9	**5.24**	0.2
SR11	3/10/2014 2:25	29.26	73.9	**4.77**	0.7	SR11	3/10/2014 8:25	29.20	98.5	6.36	0.7	SR11	3/10/2014 14:25	29.50	90.5	**5.85**	0.3	SR11	3/10/2014 20:25	29.41	87.3	**5.66**	0.1
SR11	3/10/2014 2:30	29.24	72.9	**4.70**	0.3	SR11	3/10/2014 8:30	29.21	99.1	6.40	0.6	SR11	3/10/2014 14:30	29.49	89.1	**5.76**	0.5	SR11	3/10/2014 20:30	29.39	90.7	**5.89**	0.1
SR11	3/10/2014 2:35	29.24	72.6	**4.68**	1.5	SR11	3/10/2014 8:35	29.27	93.1	6.01	0.6	SR11	3/10/2014 14:35	29.43	91.8	**5.96**	0.4	SR11	3/10/2014 20:35	29.41	82.2	**5.33**	0.3
SR11	3/10/2014 2:40	29.31	84.7	**5.47**	1.0	SR11	3/10/2014 8:40	29.22	99.4	6.42	0.5	SR11	3/10/2014 14:40	29.43	87.1	**5.64**	1.3	SR11	3/10/2014 20:40	29.43	90.3	**5.86**	0.3
SR11	3/10/2014 2:45	29.29	83.2	**5.36**	0.1	SR11	3/10/2014 8:45	29.22	99.3	6.41	0.6	SR11	3/10/2014 14:45	29.34	89.9	**5.84**	0.7	SR11	3/10/2014 20:45	29.40	93.0	6.04	0.1
SR11	3/10/2014 2:50	29.30	84.6	**5.44**	0.3	SR11	3/10/2014 8:50	29.25	97.6	6.30	0.6	SR11	3/10/2014 14:50	29.34	82.3	**5.35**	1.7	SR11	3/10/2014 20:50	29.42	91.5	**5.94**	0.3
SR11	3/10/2014 2:55	29.29	86.7	**5.59**	0.2	SR11	3/10/2014 8:55	29.24	95.3	6.15	0.2	SR11	3/10/2014 14:55	29.37	82.9	**5.38**	1.8	SR11	3/10/2014 20:55	29.41	92.1	5.97	0.1
SR11	3/10/2014 3:00	29.32	88.3	**5.68**	0.1	SR11	3/10/2014 9:00	29.26	93.6	6.04	0.2	SR11	3/10/2014 15:00	29.41	84.4	**5.47**	1.0	SR11	3/10/2014 21:00	29.41	93.0	6.03	0.1
SR11	3/10/2014 3:05	29.34	90.5	**5.82**	0.1	SR11	3/10/2014 9:05	29.24	93.1	6.02	0.2	SR11	3/10/2014 15:05	29.40	79.8	**5.18**	0.6	SR11	3/10/2014 21:05	29.41	88.0	**5.71**	0.2
SR11	3/10/2014 3:10	29.34	89.9	**5.79**	0.3	SR11	3/10/2014 9:10	29.25	92.9	6.00	0.2	SR11	3/10/2014 15:10	29.41	82.0	**5.31**	0.2	SR11	3/10/2014 21:10	29.39	95.1	6.17	0.1
SR11	3/10/2014 3:15	29.33	89.5	**5.76**	**10.4**	SR11	3/10/2014 9:15	29.29	92.2	**5.96**	0.1	SR11	3/10/2014 15:15	29.42	81.7	**5.30**	0.9	SR11	3/10/2014 21:15	29.32	97.5	6.33	0.2
SR11	3/10/2014 3:20	29.07	86.7	**5.61**	0.2	SR11	3/10/2014 9:20	29.28	93.2	6.02	0.2	SR11	3/10/2014 15:20	29.43	86.2	**5.59**	0.6	SR11	3/10/2014 21:20	29.32	91.1	**5.92**	0.2
SR11	3/10/2014 3:25	29.19	83.2	**5.37**	0.4	SR11	3/10/2014 9:25	29.28	93.4	6.03	0.3	SR11	3/10/2014 15:25	29.46	93.5	6.06	0.7	SR11	3/10/2014 21:25	29.31	96.2	6.25	0.3
SR11	3/10/2014 3:30	29.08	90.2	**5.83**	0.1	SR11	3/10/2014 9:30	29.28	93.6	6.05	0.3	SR11	3/10/2014 15:30	29.41	86.3	**5.59**	0.2	SR11	3/10/2014 21:30	29.32	95.5	6.19	0.4
SR11	3/10/2014 3:35	29.08	90.2	**5.84**	0.4	SR11	3/10/2014 9:35	29.29	93.9	6.07	0.4	SR11	3/10/2014 15:35	29.45	91.7	**5.94**	0.2	SR11	3/10/2014 21:35	29.33	95.7	6.22	0.3
SR11	3/10/2014 3:40	29.09	91.2	**5.91**	0.5	SR11	3/10/2014 9:40	29.37	90.9	**5.87**	0.3	SR11	3/10/2014 15:40	29.43	91.5	**5.93**	0.2	SR11	3/10/2014 21:40	29.32	95.3	6.19	0.4
SR11	3/10/2014 3:45	29.10	91.9	**5.96**	0.2	SR11	3/10/2014 9:45	29.36	92.1	**5.95**	0.1	SR11	3/10/2014 15:45	29.38	89.3	**5.79**	0.5	SR11	3/10/2014 21:45	29.30	93.3	6.07	0.4
SR11	3/10/2014 3:50	29.07	94.5	6.13	0.4	SR11	3/10/2014 9:50	29.37	90.6	**5.85**	0.2	SR11	3/10/2014 15:50	29.40	85.6	**5.54**	0.4	SR11	3/10/2014 21:50	29.32	93.6	6.08	0.2
SR11	3/10/2014 3:55	29.14	96.0	6.22	0.3	SR11	3/10/2014 9:55	29.40	93.5	6.04	0.3	SR11	3/10/2014 15:55	29.42	84.2	**5.46**	0.2	SR11	3/10/2014 21:55	29.33	91.5	**5.95**	0.3
SR11	3/10/2014 4:00	29.13	94.5	6.12	0.2	SR11	3/10/2014 10:00	29.38	92.9	6.00	0.3	SR11	3/10/2014 16:00	29.41	82.1	**5.31**	0.6	SR11	3/10/2014 22:00	29.32	92.3	5.99	0.3
SR11	3/10/2014 4:05	29.11	93.6	6.07	0.4	SR11	3/10/2014 10:05	29.38	93.4	6.03	0.4	SR11	3/10/2014 16:05	29.43	81.8	**5.29**	0.5	SR11	3/10/2014 22:05	29.31	88.4	**5.74**	0.3
SR11	3/10/2014 4:10	29.13	92.6	6.00	0.5	SR11	3/10/2014 10:10	29.37	93.8	6.05	0.3	SR11	3/10/2014 16:10	29.41	80.8	**5.23**	0.2	SR11	3/10/2014 22:10	29.28	86.0	**5.58**	0.1
SR11	3/10/2014 4:15	29.13	92.5	6.00	0.4	SR11	3/10/2014 10:15	29.39	94.0	6.07	0.7	SR11	3/10/2014 16:15	29.46	82.4	**5.34**	0.4	SR11	3/10/2014 22:15	29.33	88.8	**5.76**	0.3
SR11	3/10/2014 4:20	29.12	92.6	5.99	0.5	SR11	3/10/2014 10:20	29.38	94.1	6.07	0.1	SR11	3/10/2014 16:20	29.46	82.3	**5.33**	0.3	SR11	3/10/2014 22:20	29.31	73.1	**4.74**	0.3
SR11	3/10/2014 4:25	29.12	91.8	**5.95**	0.5	SR11	3/10/2014 10:25	29.41	94.2	6.08	0.7	SR11	3/10/2014 16:25	29.42	85.0	**5.51**	0.3	SR11	3/10/2014 22:25	29.32	67.4	**4.37**	0.8
SR11	3/10/2014 4:30	29.16	91.7	**5.93**	0.3	SR11	3/10/2014 10:30	29.41	94.1	6.08	0.1	SR11	3/10/2014 16:30	29.43	83.0	**5.37**	0.9	SR11	3/10/2014 22:30	29.32	69.8	**4.52**	0.8
SR11	3/10/2014 4:35	29.15	93.5	6.05	0.3	SR11	3/10/2014 10:35	29.43	94.7	6.11	0.6	SR11	3/10/2014 16:35	29.43	87.3	**5.66**	0.4	SR11	3/10/2014 22:35	29.32	74.9	**4.84**	0.8
SR11	3/10/2014 4:40	29.14	94.1	6.09	0.6	SR11	3/10/2014 10:40	29.44	94.7	6.12	0.6	SR11	3/10/2014 16:40	29.44	86.4	**5.59**	0.3	SR11	3/10/2014 22:40	29.33	69.4	**4.49**	0.8
SR11	3/10/2014 4:45	29.13	93.5	6.05	**5.4**	SR11	3/10/2014 10:45	29.46	95.4	6.16	0.5	SR11	3/10/2014 16:45	29.42	86.4	**5.59**	0.9	SR11	3/10/2014 22:45	29.33	69.3	**4.49**	0.7
SR11	3/10/2014 4:50	29.16	94.5	6.11	0.5	SR11	3/10/2014 10:50	29.51	94.8	6.12	0.9	SR11	3/10/2014 16:50	29.42	86.8	**5.62**	0.6	SR11	3/10/2014 22:50	29.33	69.7	**4.51**	0.9
SR11	3/10/2014 4:55	29.20	94.2	6.09	0.2	SR11	3/10/2014 10:55	29.46	95.1	6.14	0.4	SR11	3/10/2014 16:55	29.45	86.4	**5.60**	0.9	SR11	3/10/2014 22:55	29.35	72.6	**4.69**	1.1
SR11	3/10/2014 5:00	29.24	94.6	6.11	0.4	SR11	3/10/2014 11:00	29.51	95.1	6.14	0.4	SR11	3/10/2014 17:00	29.42	83.0	**5.38**	0.4	SR11	3/10/2014 23:00	29.33	73.2	**4.75**	0.3
SR11	3/10/2014 5:05	29.22	94.9	6.14	0.4	SR11	3/10/2014 11:05	29.54	94.8	6.12	0.9	SR11	3/10/2014 17:05	29.42	80.7	**5.23**	0.5	SR11	3/10/2014 23:05	29.32	75.2	**4.87**	0.5
SR11	3/10/2014 5:10	29.24	96.1	6.22	**9.6**	SR11	3/10/2014 11:10	29.52	95.2	6.14	0.8	SR11	3/10/2014 17:10	29.39	80.3	**5.20**	1.0	SR11	3/10/2014 23:10	29.30	76.6	**4.98**	0.3
SR11	3/10/2014 5:15	29.15	95.1	6.15	0.5	SR11	3/10/2014 11:15	29.50	95.4	6.17	1.0	SR11	3/10/2014 17:15	29.41	79.9	**5.18**	0.9	SR11	3/10/2014 23:15	29.32	76.3	**4.94**	0.1
SR11	3/10/2014 5:20	29.20	95.3	6.16	0.4	SR11	3/10/2014 11:20	29.48	95.8	6.19	0.8	SR11	3/10/2014 17:20	29.42	78.9	**5.11**	0.5	SR11	3/10/2014 23:20	29.31	79.7	**5.17**	0.1
SR11	3/10/2014 5:25	29.18	95.8	6.19	0.5	SR11	3/10/2014 11:25	29.49	95.9	6.19	1.1	SR11	3/10/2014 17:25	29.45	77.7	**5.02**	0.5	SR11	3/10/2014 23:25	29.28	86.0	**5.59**	0.1
SR11	3/10/2014 5:30	29.15	94.6	6.12	0.4	SR11	3/10/2014 11:30	29.52	96.0	6.20	1.3	SR11	3/10/2014 17:30	29.45	76.2	**4.93**	0.9	SR11	3/10/2014 23:30	29.27	82.7	**5.37**	0.3
SR11	3/10/2014 5:35	29.21	95.7	6.18	0.5	SR11	3/10/2014 11:35	29.53	96.1	6.21	0.8	SR11	3/10/2014 17:35	29.43	78.2	**5.05**	0.8	SR11	3/10/2014 23:35	29.29	80.3	**5.21**	0.3
SR11	3/10/2014 5:40	29.27	96.9	6.26	0.5	SR11	3/10/2014 11:40	29.53	96.0	6.19	0.9	SR11	3/10/2014 17:40	29.45	78.0	**5.05**	0.3	SR11	3/10/2014 23:40	29.29	72.6	**4.71**	0.6
SR11	3/10/2014 5:45	29.25	96.9	6.26	0.2	SR11	3/10/2014 11:45	29.52	96.3	6.21	1.0	SR11	3/10/2014 17:45	29.46	78.9	**5.11**	0.2	SR11	3/10/2014 23:45	29.32	81.3	**5.27**	1.1
SR11	3/10/2014 5:50	29.21	96.2	6.22	0.6	SR11	3/10/2014 11:50	29.55	96.0	6.20	0.9	SR11	3/10/2014 17:50	29.45	80.8	**5.23**	0.4	SR11	3/10/2014 23:50	29.29	80.8	**5.24**	0.4
SR11	3/10/2014 5:55	29.20	95.9	6.20	0.6	SR11	3/10/2014 11:55	29.53	96.3	6.21	0.4	SR11	3/10/2014 17:55	29.45	80.0	**5.18**	0.3	SR11	3/10/2014 23:55	29.30	80.1	**5.19**	0.5

Station	Timestamp	Temp (° C)	DO (%)	DO (mg/L)	Tur (NTU)	Station	Timestamp	Temp (° C)	DO (%)	DO (mg/L)	Tur (NTU)	Station	Timestamp	Temp (° C)	DO (%)	DO (mg/L)	Tur (NTU)	Station	Timestamp	Temp (°C)	DO (%)	DO (mg/L)	Tur (NTU)
SR12	3/10/2014 0:01	29.38	64.2	4.15	3.5	SR12	3/10/2014 6:01	29.32	66.6	4.32	2.2	SR12						SR12	3/10/2014 18:01	29.33	64.6	4.18	4.0
SR12	3/10/2014 0:06	29.39	63.9	4.13	3.3	SR12	3/10/2014 6:06	29.33	65.5	4.24	2.6	SR12						SR12	3/10/2014 18:06	29.33	62.8	4.06	4.1
SR12	3/10/2014 0:11	29.37	64.4	4.16	3.9	SR12	3/10/2014 6:11	29.33	66.0	4.28	2.3	SR12						SR12	3/10/2014 18:11	29.34	62.7	4.05	4.8
SR12	3/10/2014 0:16	29.37	63.3	4.09	3.9	SR12	3/10/2014 6:16	29.31	67.9	4.41	2.2	SR12						SR12	3/10/2014 18:16	29.33	62.3	4.02	4.7
SR12	3/10/2014 0:21	29.37	61.1	3.94	3.4	SR12	3/10/2014 6:21	29.32	67.1	4.36	2.2	SR12						SR12	3/10/2014 18:21	29.34	63.5	4.10	4.3
SR12	3/10/2014 0:26	29.36	63.6	4.11	4.2	SR12	3/10/2014 6:26	29.32	66.2	4.30	2.2	SR12						SR12	3/10/2014 18:26	29.35	63.9	4.13	3.6
SR12	3/10/2014 0:31	29.37	63.2	4.08	4.4	SR12	3/10/2014 6:31	29.32	66.9	4.34	2.3	SR12						SR12	3/10/2014 18:31	29.35	63.9	4.13	3.9
SR12	3/10/2014 0:36	29.37	63.5	4.10	4.8	SR12	3/10/2014 6:36	29.32	67.1	4.36	2.6	SR12						SR12	3/10/2014 18:36	29.33	65.5	4.24	3.5
SR12	3/10/2014 0:41	29.37	63.2	4.08	4.7	SR12	3/10/2014 6:41	29.28	68.4	4.45	2.3	SR12						SR12	3/10/2014 18:41	29.34	66.9	4.33	3.9
SR12	3/10/2014 0:46	29.37	63.5	4.10	4.8	SR12	3/10/2014 6:46	29.30	67.5	4.39	2.4	SR12						SR12	3/10/2014 18:46	29.34	65.6	4.24	3.8
SR12	3/10/2014 0:51	29.37	63.7	4.11	5.1	SR12	3/10/2014 6:51	29.31	66.1	4.29	2.4	SR12						SR12	3/10/2014 18:51	29.34	65.8	4.26	3.7
SR12	3/10/2014 0:56	29.37	63.4	4.09	4.6	SR12	3/10/2014 6:56	29.30	64.4	4.17	3.4	SR12						SR12	3/10/2014 18:56	29.33	64.0	4.14	3.6
SR12	3/10/2014 1:01	29.37	63.3	4.08	4.8	SR12	3/10/2014 7:01	29.28	62.4	4.04	5.8	SR12	3/10/2014 13:01	29.63	76.4	4.99	2.8	SR12	3/10/2014 19:01	29.34	64.0	4.14	4.0
SR12	3/10/2014 1:06	29.36	63.6	4.10	5.2	SR12	3/10/2014 7:06	29.28	63.8	4.13	4.7	SR12	3/10/2014 13:06	29.63	76.5	4.99	2.4	SR12	3/10/2014 19:06	29.33	62.7	4.05	3.6
SR12	3/10/2014 1:11	29.36	63.6	4.10	5.1	SR12	3/10/2014 7:11	29.28	64.1	4.15	4.0	SR12	3/10/2014 13:11	29.63	74.8	4.88	3.4	SR12	3/10/2014 19:11	29.32	62.6	4.05	3.3
SR12	3/10/2014 1:16	29.36	63.1	4.07	5.0	SR12	3/10/2014 7:16	29.27	65.1	4.22	3.5	SR12	3/10/2014 13:16	29.63	76.9	5.02	2.3	SR12	3/10/2014 19:16	29.31	64.2	4.16	3.1
SR12	3/10/2014 1:21	29.36	62.5	4.03	5.0	SR12	3/10/2014 7:21	29.27	66.0	4.28	3.7	SR12	3/10/2014 13:21	29.63	74.3	4.84	2.2	SR12	3/10/2014 19:21	29.32	63.1	4.08	4.1
SR12	3/10/2014 1:26	29.36	63.0	4.06	4.9	SR12	3/10/2014 7:26	29.27	64.8	4.20	4.9	SR12	3/10/2014 13:26	29.61	73.4	4.79	3.8	SR12	3/10/2014 19:26	29.32	63.9	4.13	3.7
SR12	3/10/2014 1:31	29.36	62.5	4.03	4.6	SR12	3/10/2014 7:31	29.27	64.0	4.15	7.1	SR12	3/10/2014 13:31	29.58	75.3	4.91	2.9	SR12	3/10/2014 19:31	29.27	63.5	4.11	3.1
SR12	3/10/2014 1:36	29.35	63.3	4.09	4.0	SR12	3/10/2014 7:36	29.27	65.8	4.27	4.5	SR12	3/10/2014 13:36	29.59	74.8	4.88	2.6	SR12	3/10/2014 19:36	29.25	65.0	4.22	3.2
SR12	3/10/2014 1:41	29.35	64.0	4.13	5.1	SR12	3/10/2014 7:41	29.27	65.8	4.26	5.3	SR12	3/10/2014 13:41	29.59	73.6	4.80	2.8	SR12	3/10/2014 19:41	29.27	65.6	4.25	3.2
SR12	3/10/2014 1:46	29.35	63.9	4.12	5.1	SR12	3/10/2014 7:46	29.28	67.8	4.40	5.2	SR12	3/10/2014 13:46	29.57	74.8	4.89	2.6	SR12	3/10/2014 19:46	29.28	64.3	4.17	3.3
SR12	3/10/2014 1:51	29.36	62.9	4.06	4.2	SR12	3/10/2014 7:51	29.29	67.8	4.40	4.5	SR12	3/10/2014 13:51	29.55	71.1	4.64	3.4	SR12	3/10/2014 19:51	29.33	67.5	4.38	3.4
SR12	3/10/2014 1:56	29.36	63.0	4.07	3.7	SR12	3/10/2014 7:56	29.30	68.8	4.46	4.7	SR12	3/10/2014 13:56	29.54	71.0	4.63	3.9	SR12	3/10/2014 19:56	29.40	72.1	4.70	2.6
SR12	3/10/2014 2:01	29.37	62.4	4.03	4.1	SR12	3/10/2014 8:01	29.32	69.8	4.52	4.9	SR12	3/10/2014 14:01	29.50	72.9	4.77	3.2	SR12	3/10/2014 20:01	29.41	74.9	4.89	2.7
SR12	3/10/2014 2:06	29.29	63.8	4.14	2.4	SR12	3/10/2014 8:06	29.32	69.5	4.51	5.1	SR12	3/10/2014 14:06	29.52	72.2	4.71	3.3	SR12	3/10/2014 20:06	29.43	74.7	4.87	2.2
SR12	3/10/2014 2:11	29.36	61.7	3.98	3.4	SR12	3/10/2014 8:11	29.32	69.7	4.52	5.6	SR12	3/10/2014 14:11	29.50	75.3	4.93	2.8	SR12	3/10/2014 20:11	29.45	74.3	4.84	2.2
SR12	3/10/2014 2:16	29.35	60.6	3.91	2.8	SR12	3/10/2014 8:16	29.34	70.8	4.59	6.6	SR12	3/10/2014 14:16	29.47	74.9	4.90	2.9	SR12	3/10/2014 20:16	29.43	74.3	4.85	2.8
SR12	3/10/2014 2:21	29.32	62.8	4.07	2.5	SR12	3/10/2014 8:21	29.35	71.7	4.65	5.3	SR12	3/10/2014 14:21	29.45	73.0	4.78	3.4	SR12	3/10/2014 20:21	29.41	71.3	4.63	3.1
SR12	3/10/2014 2:26	29.25	66.4	4.31	2.2	SR12	3/10/2014 8:26	29.36	72.0	4.67	5.0	SR12	3/10/2014 14:26	29.44	70.7	4.60	4.9	SR12	3/10/2014 20:26	29.42	71.6	4.65	2.9
SR12	3/10/2014 2:31	29.31	62.3	4.04	3.2	SR12	3/10/2014 8:31	29.37	72.5	4.71	5.2	SR12	3/10/2014 14:31	29.48	71.3	4.65	4.3	SR12	3/10/2014 20:31	29.39	75.1	4.90	2.3
SR12	3/10/2014 2:36	29.34	61.4	3.97	2.8	SR12	3/10/2014 8:36	29.39	73.1	4.75	4.6	SR12	3/10/2014 14:36	29.47	69.4	4.52	3.9	SR12	3/10/2014 20:36	29.39	74.5	4.87	2.5
SR12	3/10/2014 2:41	29.33	61.3	3.96	3.0	SR12	3/10/2014 8:41	29.40	73.2	4.75	4.4	SR12	3/10/2014 14:41	29.46	69.3	4.52	3.6	SR12	3/10/2014 20:41	29.39	72.1	4.70	2.5
SR12	3/10/2014 2:46	29.35	63.1	4.08	2.6	SR12	3/10/2014 8:46	29.40	73.1	4.75	5.0	SR12	3/10/2014 14:46	29.47	68.9	4.49	3.2	SR12	3/10/2014 20:46	29.35	74.8	4.90	2.4
SR12	3/10/2014 2:51	29.30	61.7	4.00	2.5	SR12	3/10/2014 8:51	29.40	72.9	4.73	4.8	SR12	3/10/2014 14:51	29.46	69.4	4.52	3.0	SR12	3/10/2014 20:51	29.41	74.9	4.90	2.4
SR12	3/10/2014 2:56	29.32	60.8	3.93	2.7	SR12	3/10/2014 8:56	29.42	73.4	4.76	4.5	SR12	3/10/2014 14:56	29.44	67.8	4.41	3.9	SR12	3/10/2014 20:56	29.36	72.8	4.76	2.5
SR12	3/10/2014 3:01	29.33	62.5	4.05	2.3	SR12	3/10/2014 9:01	29.43	73.8	4.79	4.2	SR12	3/10/2014 15:01	29.45	69.6	4.53	3.4	SR12	3/10/2014 21:01	29.29	75.4	4.96	2.5
SR12	3/10/2014 3:06	29.34	61.7	4.00	2.3	SR12	3/10/2014 9:06	29.43	73.7	4.79	4.5	SR12	3/10/2014 15:06	29.39	69.0	4.48	4.5	SR12	3/10/2014 21:06	29.36	74.1	4.85	2.2
SR12	3/10/2014 3:11	29.32	60.9	3.94	2.5	SR12	3/10/2014 9:11	29.44	73.8	4.79	4.0	SR12	3/10/2014 15:11	29.43	68.1	4.43	3.7	SR12	3/10/2014 21:11	29.35	73.0	4.78	2.5
SR12	3/10/2014 3:16	29.30	61.4	3.98	2.8	SR12	3/10/2014 9:16	29.45	73.9	4.80	4.1	SR12	3/10/2014 15:16	29.38	67.5	4.38	5.1	SR12	3/10/2014 21:16	29.39	72.3	4.72	2.5
SR12	3/10/2014 3:21	29.31	62.6	4.05	3.0	SR12	3/10/2014 9:21	29.45	74.3	4.82	4.3	SR12	3/10/2014 15:21	29.40	67.6	4.39	4.7	SR12	3/10/2014 21:21	29.37	71.3	4.66	2.6
SR12	3/10/2014 3:26	29.33	64.8	4.19	2.4	SR12	3/10/2014 9:26	29.45	74.6	4.85	4.0	SR12	3/10/2014 15:26	29.36	67.0	4.34	5.5	SR12	3/10/2014 21:26	29.39	70.1	4.57	2.7
SR12	3/10/2014 3:31	29.30	66.7	4.33	2.3	SR12	3/10/2014 9:31	29.44	74.5	4.84	3.6	SR12	3/10/2014 15:31	29.37	66.2	4.29	4.9	SR12	3/10/2014 21:31	29.35	72.0	4.71	2.3
SR12	3/10/2014 3:36	29.34	68.2	4.42	2.7	SR12	3/10/2014 9:36	29.45	74.5	4.84	3.9	SR12	3/10/2014 15:36	29.36	66.3	4.29	5.4	SR12	3/10/2014 21:36	29.36	72.1	4.71	2.5
SR12	3/10/2014 3:41	29.31	67.8	4.40	2.3	SR12	3/10/2014 9:41	29.44	74.3	4.83	3.6	SR12	3/10/2014 15:41	29.35	66.7	4.32	6.1	SR12	3/10/2014 21:41	29.38	68.1	4.44	2.6
SR12	3/10/2014 3:46	29.24	69.0	4.49	2.2	SR12	3/10/2014 9:46	29.45	74.5	4.84	4.4	SR12	3/10/2014 15:46	29.36	67.6	4.38	5.4	SR12	3/10/2014 21:46	29.40	69.6	4.54	2.9
SR12	3/10/2014 3:51	29.26	68.6	4.46	2.3	SR12	3/10/2014 9:51	29.45	74.4	4.84	4.1	SR12	3/10/2014 15:51	29.36	67.5	4.38	4.8	SR12	3/10/2014 21:51	29.41	68.5	4.46	3.4
SR12	3/10/2014 3:56	29.27	66.8	4.34	2.1	SR12	3/10/2014 9:56	29.45	74.6	4.86	3.7	SR12	3/10/2014 15:56	29.37	67.5	4.38	4.8	SR12	3/10/2014 21:56	29.41	69.7	4.55	2.8
SR12	3/10/2014 4:01	29.24	69.1	4.50	2.4	SR12	3/10/2014 10:01	29.45	74.4	4.84	3.5	SR12	3/10/2014 16:01	29.37	67.4	4.37	5.4	SR12	3/10/2014 22:01	29.41	68.3	4.45	2.9
SR12	3/10/2014 4:06	29.29	67.2	4.37	2.2	SR12	3/10/2014 10:06	29.45	74.6	4.86	3.4	SR12	3/10/2014 16:06	29.37	68.8	4.46	5.1	SR12	3/10/2014 22:06	29.41	67.1	4.36	2.8
SR12	3/10/2014 4:11	29.30	66.2	4.30	2.8	SR12	3/10/2014 10:11	29.46	75.0	4.89	4.0	SR12	3/10/2014 16:11	29.36	67.7	4.38	5.6	SR12	3/10/2014 22:11	29.37	70.7	4.62	2.6
SR12	3/10/2014 4:16	29.30	67.4	4.38	2.6	SR12	3/10/2014 10:16	29.48	75.6	4.93	3.4	SR12	3/10/2014 16:16	29.37	69.1	4.48	4.9	SR12	3/10/2014 22:16	29.35	72.8	4.76	2.6
SR12	3/10/2014 4:21	29.31	66.9	4.35	2.3	SR12	3/10/2014 10:21	29.47	74.4	4.85	3.5	SR12	3/10/2014 16:21	29.39	70.2	4.55	4.8	SR12	3/10/2014 22:21	29.38	69.6	4.54	2.6
SR12	3/10/2014 4:26	29.32	67.1	4.36	2.3	SR12	3/10/2014 10:26	29.47	74.8	4.88	3.5	SR12	3/10/2014 16:26	29.39	70.1	4.54	4.9	SR12	3/10/2014 22:26	29.40	67.9	4.42	3.0
SR12	3/10/2014 4:31	29.33	68.5	4.45	2.8	SR12	3/10/2014 10:31	29.48	75.1	4.90	3.8	SR12	3/10/2014 16:31	29.36	66.7	4.32	4.7	SR12	3/10/2014 22:31	29.31	71.4	4.68	2.3
SR12	3/10/2014 4:36	29.32	67.2	4.36	2.4	SR12	3/10/2014 10:36	29.48	75.0	4.89	3.3	SR12	3/10/2014 16:36	29.33	65.5	4.24	5.2	SR12	3/10/2014 22:36	29.41	69.3	4.51	3.8
SR12	3/10/2014 4:41	29.34	67.5	4.38	2.4	SR12	3/10/2014 10:41	29.49	75.7	4.94	3.8	SR12	3/10/2014 16:41	29.35	66.4	4.30	4.9	SR12	3/10/2014 22:41	29.41	69.7	4.54	2.8
SR12	3/10/2014 4:46	29.35	68.6	4.45	2.6	SR12	3/10/2014 10:46	29.49	75.1	4.90	4.5	SR12	3/10/2014 16:46	29.39	70.2	4.55	4.5	SR12	3/10/2014 22:46	29.41	69.8	4.55	2.6
SR12	3/10/2014 4:51	29.36	69.4	4.50	2.6	SR12	3/10/2014 10:51	29.49	75.7	4.94	3.7	SR12	3/10/2014 16:51	29.39	69.9	4.53	5.0	SR12	3/10/2014 22:51	29.41	68.1	4.43	3.0
SR12	3/10/2014 4:56	29.36	68.4	4.44	2.6	SR12	3/10/2014 10:56	29.49	75.3	4.92	4.5	SR12	3/10/2014 16:56	29.39	69.7	4.52	4.5	SR12	3/10/2014 22:56	29.40	66.0	4.29	2.7
SR12	3/10/2014 5:01	29.36	70.8	4.59	2.3	SR12	3/10/2014 11:01	29.50	75.8	4.95	3.8	SR12	3/10/2014 17:01	29.34	65.8	4.26	5.7	SR12	3/10/2014 23:01	29.40	65.5	4.26	2.3
SR12	3/10/2014 5:06	29.36	70.0	4.55	2.3	SR12	3/10/2014 11:06	29.52	75.8	4.95	3.4	SR12	3/10/2014 17:06	29.36	65.5	4.24	4.2	SR12	3/10/2014 23:06	29.41	67.3	4.37	3.0
SR12	3/10/2014 5:11	29.35	70.9	4.61	2.1	SR12	3/10/2014 11:11	29.55	76.5	4.99	3.5	SR12	3/10/2014 17:11	29.36	65.4	4.23	4.7	SR12	3/10/2014 23:11	29.39	66.8	4.35	3.5
SR12	3/10/2014 5:16	29.35	70.5	4.58	2.3	SR12	3/10/2014 11:16	29.55	76.4	4.99	3.7	SR12	3/10/2014 17:16	29.35	65.6	4.24	4.5	SR12	3/10/2014 23:16	29.40	67.4	4.39	2.6
SR12	3/10/2014 5:21	29.34	71.1	4.62	2.5	SR12	3/10/2014 11:21	29.56	76.4	4.99	3.3	SR12	3/10/2014 17:21	29.35	67.0	4.34	4.1	SR12	3/10/2014 23:21	29.41	67.6	4.40	3.1
SR12	3/10/2014 5:26	29.34	70.6	4.59	2.3	SR12	3/10/2014 11:26	29.57	76.6	5.00	3.2	SR12	3/10/2014 17:26	29.35	68.1	4.41	3.8	SR12	3/10/2014 23:26	29.37	66.0	4.30	2.4
SR12	3/10/2014 5:31	29.33	70.4	4.58	2.3	SR12	3/10/2014 11:31	29.57	76.3	4.98	3.2	SR12	3/10/2014 17:31	29.35	67.5	4.37	3.8	SR12	3/10/2014 23:31	29.39	65.4	4.26	2.6
SR12	3/10/2014 5:36	29.33	69.8	4.54	2.5	SR12	3/10/2014 11:36	29.58	76.3	4.98	6.0	SR12	3/10/2014 17:36	29.34	66.2	4.29	4.2	SR12	3/10/2014 23:36	29.40	66.0	4.29	2.9
SR12	3/10/2014 5:41	29.33	68.9	4.48	2.3	SR12	3/10/2014 11:41	29.58	76.1	4.97	3.7	SR12	3/10/2014 17:41	29.33	64.9	4.20	4.3	SR12	3/10/2014 23:41	29.39	63.3	4.11	2.8
SR12	3/10/2014 5:46	29.33	67.8	4.40	2.4	SR12						SR12	3/10/2014 17:46	29.33	67.3	4.36	4.0	SR12	3/10/2014 23:46	29.40	64.4	4.18	2.6
SR12	3/10/2014 5:51	29.33	67.7	4.40	2.3	SR12						SR12	3/10/2014 17:51	29.32	68.0	4.41	3.5	SR12	3/10/2014 23:51	29.40	65.3	4.25	2.6
SR12	3/10/2014 5:56	29.33	68.3	4.44	2.6	SR12						SR12	3/10/2014 17:56	29.34	64.9	4.20	3.9	SR12	3/10/2014 23:56	29.40	65.3	4.25	2.6

Station	Timestamp	Temp (° C)	DO (%)	DO (mg/L)	Tur (NTU)	Station	Timestamp	Temp (° C)	DO (%)	DO (mg/L)	Tur (NTU)	Station	Timestamp	Temp (° C)	DO (%)	DO (mg/L)	Tur (NTU)	Station	Timestamp	Temp (°C)	DO (%)	DO (mg/L)	Tur (NTU)
SR13	3/10/2014 0:00	29.40	66.0	**4.29**	2.0	SR13	3/10/2014 6:00	29.28	62.9	**4.08**	2.1	SR13	3/10/2014 12:00	29.49	67.4	**4.38**	2.6	SR13	3/10/2014 18:00	29.36	63.8	**4.14**	8.5
SR13	3/10/2014 0:05	29.41	65.5	**4.26**	1.4	SR13	3/10/2014 6:05	29.28	62.6	**4.07**	1.7	SR13	3/10/2014 12:05	29.49	68.0	**4.42**	3.0	SR13	3/10/2014 18:05	29.36	63.7	**4.13**	7.6
SR13	3/10/2014 0:10	29.39	66.4	**4.32**	2.5	SR13	3/10/2014 6:10	29.28	62.4	**4.06**	2.4	SR13	3/10/2014 12:10	29.48	68.0	**4.42**	2.8	SR13	3/10/2014 18:10	29.36	63.5	**4.12**	7.8
SR13	3/10/2014 0:15	29.40	66.4	**4.32**	2.3	SR13	3/10/2014 6:15	29.26	63.8	**4.15**	2.0	SR13	3/10/2014 12:15	29.46	67.3	**4.38**	8.6	SR13	3/10/2014 18:15	29.36	62.7	**4.07**	5.9
SR13	3/10/2014 0:20	29.39	66.3	**4.30**	2.7	SR13	3/10/2014 6:20	29.28	63.3	**4.11**	2.4	SR13	3/10/2014 12:20	29.46	66.6	**4.33**	6.0	SR13	3/10/2014 18:20	29.37	61.9	**4.02**	4.5
SR13	3/10/2014 0:25	29.38	65.1	**4.23**	2.5	SR13	3/10/2014 6:25	29.27	64.1	**4.16**	2.0	SR13	3/10/2014 12:25	29.46	65.6	**4.26**	5.6	SR13	3/10/2014 18:25	29.37	63.1	**4.10**	5.4
SR13	3/10/2014 0:30	29.39	65.8	**4.27**	2.5	SR13	3/10/2014 6:30	29.27	64.3	**4.18**	2.4	SR13	3/10/2014 12:30	29.46	64.5	**4.20**	4.4	SR13	3/10/2014 18:30	29.36	63.2	**4.10**	5.1
SR13	3/10/2014 0:35	29.39	64.9	**4.22**	2.4	SR13	3/10/2014 6:35	29.26	63.3	**4.12**	2.0	SR13	3/10/2014 12:35	29.46	64.3	**4.18**	3.3	SR13	3/10/2014 18:35	29.36	61.6	**4.00**	3.6
SR13	3/10/2014 0:40	29.36	66.5	**4.32**	2.5	SR13	3/10/2014 6:40	29.25	63.2	**4.11**	1.7	SR13	3/10/2014 12:40	29.46	65.3	**4.25**	5.4	SR13	3/10/2014 18:40	29.35	64.3	**4.18**	4.6
SR13	3/10/2014 0:45	29.39	65.7	**4.27**	1.7	SR13	3/10/2014 6:45	29.25	63.0	**4.10**	1.9	SR13	3/10/2014 12:45	29.46	65.4	**4.26**	4.1	SR13	3/10/2014 18:45	29.35	64.4	**4.18**	7.1
SR13	3/10/2014 0:50	29.35	67.0	**4.36**	1.8	SR13	3/10/2014 6:50	29.28	62.8	**4.08**	2.8	SR13	3/10/2014 12:50	29.46	64.9	**4.22**	4.5	SR13	3/10/2014 18:50	29.35	64.1	**4.16**	6.5
SR13	3/10/2014 0:55	29.36	66.6	**4.34**	1.6	SR13	3/10/2014 6:55	29.27	62.4	**4.05**	2.2	SR13	3/10/2014 12:55	29.45	64.3	**4.18**	4.6	SR13	3/10/2014 18:55	29.35	64.2	**4.17**	6.0
SR13	3/10/2014 1:00	29.32	63.9	**4.15**	**17.7**	SR13	3/10/2014 7:00	29.27	61.6	**4.00**	2.0	SR13	3/10/2014 13:00	29.42	63.0	**4.09**	5.0	SR13	3/10/2014 19:00	29.35	64.3	**4.18**	5.3
SR13	3/10/2014 1:05	29.34	64.3	**4.17**	10.1	SR13	3/10/2014 7:05	29.28	61.6	**4.00**	2.4	SR13	3/10/2014 13:05	29.41	63.2	**4.11**	5.2	SR13	3/10/2014 19:05	29.35	64.0	**4.16**	7.4
SR13	3/10/2014 1:10	29.32	63.6	**4.13**	11.9	SR13	3/10/2014 7:10	29.27	62.7	**4.07**	2.3	SR13	3/10/2014 13:10	29.41	63.6	**4.13**	6.6	SR13	3/10/2014 19:10	29.35	63.9	**4.15**	6.5
SR13	3/10/2014 1:15	29.31	63.3	**4.11**	12.0	SR13	3/10/2014 7:15	29.27	62.1	**4.04**	2.1	SR13	3/10/2014 13:15	29.45	64.8	**4.21**	5.8	SR13	3/10/2014 19:15	29.34	63.6	**4.13**	7.0
SR13	3/10/2014 1:20	29.33	63.4	**4.12**	7.5	SR13	3/10/2014 7:20	29.27	62.6	**4.07**	2.9	SR13	3/10/2014 13:20	29.40	64.0	**4.16**	6.2	SR13	3/10/2014 19:20	29.35	63.7	**4.13**	6.0
SR13	3/10/2014 1:25	29.33	63.2	**4.10**	7.8	SR13	3/10/2014 7:25	29.27	63.5	**4.12**	2.6	SR13	3/10/2014 13:25	29.42	63.2	**4.11**	4.1	SR13	3/10/2014 19:25	29.34	64.0	**4.15**	10.6
SR13	3/10/2014 1:30	29.31	65.0	**4.22**	8.4	SR13	3/10/2014 7:30	29.27	63.1	**4.10**	3.8	SR13	3/10/2014 13:30	29.42	62.5	**4.06**	4.4	SR13	3/10/2014 19:30	29.33	63.6	**4.13**	11.9
SR13	3/10/2014 1:35	29.31	63.7	**4.13**	8.1	SR13	3/10/2014 7:35	29.27	62.4	**4.05**	2.6	SR13	3/10/2014 13:35	29.42	62.9	**4.09**	5.2	SR13	3/10/2014 19:35	29.33	63.3	**4.11**	9.4
SR13	3/10/2014 1:40	29.31	64.6	**4.19**	8.6	SR13	3/10/2014 7:40	29.28	61.6	**4.00**	2.2	SR13	3/10/2014 13:40	29.43	63.0	**4.09**	3.2	SR13	3/10/2014 19:40	29.33	63.6	**4.13**	9.7
SR13	3/10/2014 1:45	29.32	63.9	**4.15**	5.8	SR13	3/10/2014 7:45	29.27	62.2	**4.04**	3.0	SR13	3/10/2014 13:45	29.45	64.0	**4.16**	3.4	SR13	3/10/2014 19:45	29.34	63.4	**4.12**	7.9
SR13	3/10/2014 1:50	29.32	62.9	**4.09**	4.7	SR13	3/10/2014 7:50	29.27	62.4	**4.06**	2.8	SR13	3/10/2014 13:50	29.49	66.3	**4.31**	3.6	SR13	3/10/2014 19:50	29.33	63.6	**4.12**	8.6
SR13	3/10/2014 1:55	29.32	63.9	**4.15**	5.8	SR13	3/10/2014 7:55	29.28	61.1	**3.97**	3.2	SR13	3/10/2014 13:55	29.47	64.5	**4.19**	3.0	SR13	3/10/2014 19:55	29.33	63.8	**4.14**	9.6
SR13	3/10/2014 2:00	29.32	63.7	**4.14**	5.7	SR13	3/10/2014 8:00	29.26	59.5	**3.87**	2.8	SR13	3/10/2014 14:00	29.44	64.0	**4.16**	3.8	SR13	3/10/2014 20:00	29.33	62.8	**4.08**	7.6
SR13	3/10/2014 2:05	29.34	63.8	**4.15**	3.6	SR13	3/10/2014 8:05	29.24	62.4	**4.06**	2.2	SR13	3/10/2014 14:05	29.43	64.8	**4.21**	4.0	SR13	3/10/2014 20:05	29.33	63.8	**4.14**	7.7
SR13	3/10/2014 2:10	29.35	63.2	**4.11**	2.4	SR13	3/10/2014 8:10	29.24	63.5	**4.13**	2.0	SR13	3/10/2014 14:10	29.43	64.4	**4.19**	3.8	SR13	3/10/2014 20:10	29.32	63.8	**4.14**	9.0
SR13	3/10/2014 2:15	29.35	63.3	**4.12**	2.7	SR13	3/10/2014 8:15	29.24	62.8	**4.09**	1.7	SR13	3/10/2014 14:15	29.43	64.1	**4.17**	3.5	SR13	3/10/2014 20:15	29.32	63.0	**4.09**	6.8
SR13	3/10/2014 2:20	29.32	63.1	**4.09**	4.6	SR13	3/10/2014 8:20	29.26	63.2	**4.11**	1.7	SR13	3/10/2014 14:20	29.42	64.0	**4.16**	2.8	SR13	3/10/2014 20:20	29.32	62.4	**4.05**	6.0
SR13	3/10/2014 2:25	29.35	61.3	**3.98**	2.6	SR13	3/10/2014 8:25	29.26	63.3	**4.12**	1.2	SR13	3/10/2014 14:25	29.42	63.4	**4.12**	3.4	SR13	3/10/2014 20:25	29.32	63.9	**4.15**	8.3
SR13	3/10/2014 2:30	29.32	62.9	**4.09**	5.1	SR13	3/10/2014 8:30	29.26	63.4	**4.12**	1.5	SR13	3/10/2014 14:30	29.42	64.5	**4.19**	3.3	SR13	3/10/2014 20:30	29.32	63.6	**4.12**	8.0
SR13	3/10/2014 2:35	29.32	62.5	**4.05**	4.4	SR13	3/10/2014 8:35	29.24	63.5	**4.13**	2.2	SR13	3/10/2014 14:35	29.41	64.0	**4.16**	3.2	SR13	3/10/2014 20:35	29.32	63.8	**4.14**	9.0
SR13	3/10/2014 2:40	29.32	63.2	**4.10**	4.8	SR13	3/10/2014 8:40	29.24	63.1	**4.11**	1.5	SR13	3/10/2014 14:40	29.41	64.4	**4.19**	4.7	SR13	3/10/2014 20:40	29.32	63.3	**4.11**	8.2
SR13	3/10/2014 2:45	29.31	63.7	**4.14**	4.3	SR13	3/10/2014 8:45	29.25	62.8	**4.08**	2.5	SR13	3/10/2014 14:45	29.41	63.6	**4.13**	3.7	SR13	3/10/2014 20:45	29.32	63.1	**4.09**	7.7
SR13	3/10/2014 2:50	29.33	62.9	**4.09**	3.2	SR13	3/10/2014 8:50	29.24	62.9	**4.09**	1.9	SR13	3/10/2014 14:50	29.40	63.8	**4.15**	4.5	SR13	3/10/2014 20:50	29.32	62.9	**4.08**	7.1
SR13	3/10/2014 2:55	29.32	62.9	**4.08**	3.3	SR13	3/10/2014 8:55	29.24	63.6	**4.14**	2.3	SR13	3/10/2014 14:55	29.40	62.7	**4.07**	3.1	SR13	3/10/2014 20:55	29.32	63.2	**4.10**	7.0
SR13	3/10/2014 3:00	29.31	62.7	**4.07**	3.1	SR13	3/10/2014 9:00	29.25	61.8	**4.01**	12.3	SR13	3/10/2014 15:00	29.40	61.6	**4.00**	2.9	SR13	3/10/2014 21:00	29.32	62.6	**4.06**	6.2
SR13	3/10/2014 3:05	29.30	63.2	**4.11**	3.5	SR13	3/10/2014 9:05	29.25	60.3	**3.91**	**15.1**	SR13	3/10/2014 15:05	29.41	61.9	**4.03**	2.9	SR13	3/10/2014 21:05	29.32	62.6	**4.06**	6.0
SR13	3/10/2014 3:10	29.30	63.5	**4.12**	3.5	SR13	3/10/2014 9:10	29.25	60.3	**3.91**	**16.8**	SR13	3/10/2014 15:10	29.41	61.2	**3.98**	2.4	SR13	3/10/2014 21:10	29.32	62.4	**4.05**	5.7
SR13	3/10/2014 3:15	29.30	63.8	**4.15**	4.0	SR13	3/10/2014 9:15	29.25	60.0	**3.90**	**16.4**	SR13	3/10/2014 15:15	29.43	63.1	**4.10**	10.5	SR13	3/10/2014 21:15	29.31	62.8	**4.07**	6.5
SR13	3/10/2014 3:20	29.30	63.7	**4.14**	4.0	SR13	3/10/2014 9:20	29.26	60.9	**3.96**	11.1	SR13	3/10/2014 15:20	29.42	63.0	**4.10**	**13.6**	SR13	3/10/2014 21:20	29.31	62.9	**4.08**	6.7
SR13	3/10/2014 3:25	29.30	63.4	**4.12**	3.5	SR13	3/10/2014 9:25	29.25	59.3	**3.85**	7.8	SR13	3/10/2014 15:25	29.42	63.2	**4.11**	4.8	SR13	3/10/2014 21:25	29.31	62.7	**4.07**	5.7
SR13	3/10/2014 3:30	29.30	63.2	**4.10**	3.2	SR13	3/10/2014 9:30	29.25	59.4	**3.86**	8.0	SR13	3/10/2014 15:30	29.42	62.8	**4.08**	3.7	SR13	3/10/2014 21:30	29.31	62.1	**4.03**	4.5
SR13	3/10/2014 3:35	29.30	63.5	**4.12**	3.2	SR13	3/10/2014 9:35	29.26	59.9	**3.89**	7.4	SR13	3/10/2014 15:35	29.41	63.4	**4.12**	4.9	SR13	3/10/2014 21:35	29.31	62.3	**4.04**	5.2
SR13	3/10/2014 3:40	29.30	63.1	**4.10**	3.6	SR13	3/10/2014 9:40	29.26	60.0	**3.90**	8.8	SR13	3/10/2014 15:40	29.41	64.0	**4.16**	6.0	SR13	3/10/2014 21:40	29.32	62.2	**4.04**	6.2
SR13	3/10/2014 3:45	29.30	63.0	**4.09**	3.3	SR13	3/10/2014 9:45	29.25	59.3	**3.85**	7.4	SR13	3/10/2014 15:45	29.40	63.4	**4.12**	3.6	SR13	3/10/2014 21:45	29.30	63.4	**4.12**	9.6
SR13	3/10/2014 3:50	29.31	62.8	**4.08**	3.4	SR13	3/10/2014 9:50	29.25	59.3	**3.86**	8.5	SR13	3/10/2014 15:50	29.46	66.7	**4.33**	2.7	SR13	3/10/2014 21:50	29.30	62.9	**4.08**	9.3
SR13	3/10/2014 3:55	29.33	62.5	**4.06**	2.5	SR13	3/10/2014 9:55	29.26	59.5	**3.87**	7.3	SR13	3/10/2014 15:55	29.41	63.8	**4.14**	3.3	SR13	3/10/2014 21:55	29.30	62.6	**4.06**	8.7
SR13	3/10/2014 4:00	29.25	64.4	**4.19**	2.3	SR13	3/10/2014 10:00	29.26	59.5	**3.87**	7.3	SR13	3/10/2014 16:00	29.46	67.1	**4.36**	3.1	SR13	3/10/2014 22:00	29.30	62.8	**4.07**	8.8
SR13	3/10/2014 4:05	29.26	63.9	**4.15**	3.2	SR13	3/10/2014 10:05	29.27	60.6	**3.94**	6.6	SR13	3/10/2014 16:05	29.42	64.3	**4.18**	3.1	SR13	3/10/2014 22:05	29.30	63.3	**4.11**	7.1
SR13	3/10/2014 4:10	29.26	63.7	**4.14**	2.4	SR13	3/10/2014 10:10	29.27	60.0	**3.90**	6.2	SR13	3/10/2014 16:10	29.45	65.6	**4.26**	2.6	SR13	3/10/2014 22:10	29.30	63.8	**4.14**	7.7
SR13	3/10/2014 4:15	29.26	63.7	**4.14**	2.9	SR13	3/10/2014 10:15	29.27	59.6	**3.87**	5.0	SR13	3/10/2014 16:15	29.42	63.9	**4.15**	3.2	SR13	3/10/2014 22:15	29.30	63.5	**4.12**	6.1
SR13	3/10/2014 4:20	29.26	63.8	**4.15**	2.3	SR13	3/10/2014 10:20	29.27	59.4	**3.86**	4.7	SR13	3/10/2014 16:20	29.44	65.4	**4.25**	2.7	SR13	3/10/2014 22:20	29.30	63.1	**4.10**	6.0
SR13	3/10/2014 4:25	29.25	64.7	**4.21**	3.0	SR13	3/10/2014 10:25	29.28	60.4	**3.92**	5.0	SR13	3/10/2014 16:25	29.48	67.6	**4.39**	2.6	SR13	3/10/2014 22:25	29.30	62.4	**4.05**	5.7
SR13	3/10/2014 4:30	29.25	64.2	**4.18**	2.1	SR13	3/10/2014 10:30	29.28	60.7	**3.94**	4.3	SR13	3/10/2014 16:30	29.48	70.7	**4.59**	2.1	SR13	3/10/2014 22:30	29.30	63.4	**4.12**	6.1
SR13	3/10/2014 4:35	29.25	64.2	**4.17**	2.2	SR13	3/10/2014 10:35	29.28	58.7	**3.81**	2.7	SR13	3/10/2014 16:35	29.47	70.0	**4.55**	2.2	SR13	3/10/2014 22:35	29.29	63.6	**4.13**	5.6
SR13	3/10/2014 4:40	29.23	64.5	**4.20**	2.8	SR13	3/10/2014 10:40	29.28	58.4	**3.79**	4.5	SR13	3/10/2014 16:40	29.44	65.8	**4.27**	2.5	SR13	3/10/2014 22:40	29.29	63.3	**4.11**	5.7
SR13	3/10/2014 4:45	29.25	63.8	**4.15**	1.8	SR13	3/10/2014 10:45	29.42	65.1	**4.22**	3.8	SR13	3/10/2014 16:45	29.41	63.1	**4.10**	3.4	SR13	3/10/2014 22:45	29.24	65.4	**4.26**	4.0
SR13	3/10/2014 4:50	29.25	63.9	**4.16**	1.7	SR13	3/10/2014 10:50	29.46	64.0	**4.15**	2.8	SR13	3/10/2014 16:50	29.35	60.4	**3.92**	4.6	SR13	3/10/2014 22:50	29.24	65.0	**4.25**	3.2
SR13	3/10/2014 4:55	29.25	63.7	**4.14**	2.0	SR13	3/10/2014 10:55	29.44	63.6	**4.12**	2.8	SR13	3/10/2014 16:55	29.36	60.6	**3.94**	4.6	SR13	3/10/2014 22:55	29.25	65.1	**4.25**	2.7
SR13	3/10/2014 5:00	29.26	64.0	**4.16**	2.3	SR13	3/10/2014 11:00	29.55	64.8	**4.20**	2.6	SR13	3/10/2014 17:00	29.33	61.6	**4.00**	4.0	SR13	3/10/2014 23:00	29.27	65.6	**4.28**	3.2
SR13	3/10/2014 5:05	29.27	63.2	**4.11**	2.0	SR13	3/10/2014 11:05	29.46	64.4	**4.18**	2.5	SR13	3/10/2014 17:05	29.38	61.6	**4.00**	3.5	SR13	3/10/2014 23:05	29.25	64.9	**4.24**	2.9
SR13	3/10/2014 5:10	29.27	63.0	**4.09**	2.3	SR13	3/10/2014 11:10	29.43	63.3	**4.11**	3.2	SR13	3/10/2014 17:10	29.36	61.2	**3.98**	8.2	SR13	3/10/2014 23:10	29.24	64.6	**4.22**	3.0
SR13	3/10/2014 5:15	29.26	63.2	**4.11**	2.4	SR13	3/10/2014 11:15	29.44	63.1	**4.09**	2.4	SR13	3/10/2014 17:15	29.35	61.3	**3.98**	4.4	SR13	3/10/2014 23:15	29.24	64.3	**4.20**	2.5
SR13	3/10/2014 5:20	29.26	63.6	**4.13**	2.1	SR13	3/10/2014 11:20	29.49	66.6	**4.33**	3.7	SR13	3/10/2014 17:20	29.34	61.3	**3.98**	4.0	SR13	3/10/2014 23:20	29.24	64.3	**4.20**	3.9
SR13	3/10/2014 5:25	29.26	64.1	**4.17**	2.1	SR13	3/10/2014 11:25	29.50	67.2	**4.36**	3.6	SR13	3/10/2014 17:25	29.34	61.5	**3.99**	3.9	SR13	3/10/2014 23:25	29.24	63.5	**4.15**	5.0
SR13	3/10/2014 5:30	29.27	63.4	**4.12**	2.1	SR13	3/10/2014 11:30	29.49	67.7	**4.40**	3.2	SR13	3/10/2014 17:30	29.36	61.9	**4.02**	3.4	SR13	3/10/2014 23:30	29.24	64.1	**4.19**	11.1
SR13	3/10/2014 5:35	29.26	63.5	**4.13**	1.9	SR13	3/10/2014 11:35	29.50	66.2	**4.30**	2.5	SR13	3/10/2014 17:35	29.40	65.0	**4.22**	2.8	SR13	3/10/2014 23:35	29.25	63.4	**4.14**	**14.8**
SR13	3/10/2014 5:40	29.28	63.1	**4.10**	2.2	SR13	3/10/2014 11:40	29.51	66.3	**4.31**	2.1	SR13	3/10/2014 17:40	29.37	65.4	**4.24**	10.6	SR13	3/10/2014 23:40	29.25	63.6	**4.15**	12.4
SR13	3/10/2014 5:45	29.27	62.7	**4.08**	2.2	SR13	3/10/2014 11:45	29.51	64.4	**4.18**	1.5	SR13	3/10/2014 17:45	29.38	64.7	**4.20**	4.7	SR13	3/10/2014 23:45	29.26	63.3	**4.13**	**17.7**
SR13	3/10/2014 5:50	29.28	62.8	**4.08**	1.9	SR13	3/10/2014 11:50	29.50	67.4	**4.38**	3.8	SR13	3/10/2014 17:50	29.37	64.1	**4.16**	8.2	SR13	3/10/2014 23:50	29.26	63.0	**4.11**	13.2
SR13	3/10/2014 5:55	29.28	63.0	**4.09**	2.2	SR13	3/10/2014 11:55	29.49	67.3	**4.37**	2.5	SR13	3/10/2014 17:55	29.37	64.2	**4.17**	7.3	SR13	3/10/2014 23:55	29.25	63.0	**4.11**	9.3

Station	Timestamp	NH_3 (mg/L)				Station	Timestamp	NH_3 (mg/L)			
SR4	3/10/2014 0:17	0.05				SR12	3/10/2014 0:17	0.06			
SR4	3/10/2014 0:37	0.06				SR12	3/10/2014 0:37	0.07			
SR4	3/10/2014 0:57	0.06				SR12	3/10/2014 0:57	0.07			
SR4	3/10/2014 1:17	0.06				SR12	3/10/2014 1:17	0.08			
SR4	3/10/2014 1:37	0.06				SR12	3/10/2014 1:37	0.08			
SR4	3/10/2014 1:57	0.07				SR12	3/10/2014 1:57	0.08			
SR4	3/10/2014 2:17	0.05				SR12	3/10/2014 2:17	0.08			
SR4	3/10/2014 2:37	0.05				SR12	3/10/2014 2:37	0.06			
SR4	3/10/2014 2:57	0.06				SR12	3/10/2014 2:57	0.06			
SR4	3/10/2014 3:17	0.06				SR12	3/10/2014 3:17	0.06			
SR4	3/10/2014 3:37	0.07				SR12	3/10/2014 3:37	0.06			
SR4	3/10/2014 3:57	0.05				SR12	3/10/2014 3:57	0.07			
SR4	3/10/2014 4:17	0.06				SR12	3/10/2014 4:17	0.07			
SR4	3/10/2014 4:37	0.06				SR12	3/10/2014 4:37	0.08			
SR4	3/10/2014 4:57	0.05				SR12	3/10/2014 4:57	0.08			
SR4	3/10/2014 5:17	0.06				SR12	3/10/2014 5:17	0.08			
SR4	3/10/2014 5:37	0.06				SR12	3/10/2014 5:37	0.08			
SR4	3/10/2014 5:57	0.04				SR12	3/10/2014 5:57	0.07			
SR4						SR12					
SR4	3/10/2014 6:37	0.05				SR12	3/10/2014 6:37	0.07			
SR4	3/10/2014 6:57	0.06				SR12	3/10/2014 6:57	0.07			
SR4	3/10/2014 7:17	0.05				SR12	3/10/2014 7:17	0.07			
SR4	3/10/2014 7:37	0.05				SR12	3/10/2014 7:37	0.07			
SR4	3/10/2014 7:57	0.05				SR12	3/10/2014 7:57	0.07			
SR4	3/10/2014 8:17	0.05				SR12	3/10/2014 8:17	0.08			
SR4	3/10/2014 8:37	0.06				SR12	3/10/2014 8:37	0.08			
SR4	3/10/2014 8:57	0.05				SR12	3/10/2014 8:57	0.08			
SR4	3/10/2014 9:17	0.06				SR12	3/10/2014 9:17	0.08			
SR4	3/10/2014 9:37	0.06				SR12	3/10/2014 9:37	0.08			
SR4	3/10/2014 9:57	0.05				SR12	3/10/2014 9:57	0.06			
SR4	3/10/2014 10:17	0.06				SR12	3/10/2014 10:17	0.06			
SR4	3/10/2014 10:37	0.05				SR12	3/10/2014 10:37	0.06			
SR4	3/10/2014 10:57	0.06				SR12	3/10/2014 10:57	0.07			
SR4	3/10/2014 11:17	0.06				SR12	3/10/2014 11:17	0.07			
SR4	3/10/2014 11:37	0.05				SR12	3/10/2014 11:37	0.06			
SR4	3/10/2014 11:57	0.05				SR12					
SR4	3/10/2014 12:17	0.06				SR12					
SR4	3/10/2014 12:37	0.04				SR12					
SR4	3/10/2014 12:57	0.06				SR12					
SR4	3/10/2014 13:17	0.04				SR12	3/10/2014 13:17	0.06			
SR4	3/10/2014 13:37	0.05				SR12	3/10/2014 13:37	0.06			
SR4						SR12	3/10/2014 13:57	0.07			
SR4						SR12	3/10/2014 14:17	0.07			
SR4	3/10/2014 14:37	0.05				SR12	3/10/2014 14:37	0.05			
SR4	3/10/2014 14:57	0.04				SR12	3/10/2014 14:57	0.05			
SR4	3/10/2014 15:17	0.04				SR12	3/10/2014 15:17	0.05			
SR4	3/10/2014 15:37	0.05				SR12	3/10/2014 15:37	0.06			
SR4	3/10/2014 15:57	0.05				SR12	3/10/2014 15:57	0.06			
SR4	3/10/2014 16:17	0.04				SR12	3/10/2014 16:17	0.06			
SR4	3/10/2014 16:37	0.04				SR12	3/10/2014 16:37	0.06			
SR4	3/10/2014 16:57	0.03				SR12	3/10/2014 16:57	0.06			
SR4	3/10/2014 17:17	0.03				SR12	3/10/2014 17:17	0.06			
SR4	3/10/2014 17:37	0.06				SR12	3/10/2014 17:37	0.06			
SR4	3/10/2014 17:57	0.05				SR12	3/10/2014 17:57	0.06			
SR4	3/10/2014 18:17	0.05				SR12	3/10/2014 18:17	0.06			
SR4	3/10/2014 18:37	0.05				SR12	3/10/2014 18:37	0.07			
SR4	3/10/2014 18:57	0.03				SR12	3/10/2014 18:57	0.07			
SR4	3/10/2014 19:17	0.03				SR12	3/10/2014 19:17	0.07			
SR4	3/10/2014 19:37	0.05				SR12	3/10/2014 19:37	0.07			
SR4	3/10/2014 19:57	0.05				SR12	3/10/2014 19:57	0.08			
SR4	3/10/2014 20:17	0.05				SR12	3/10/2014 20:17	0.06			
SR4	3/10/2014 20:37	0.06				SR12	3/10/2014 20:37	0.06			
SR4	3/10/2014 20:57	0.05				SR12	3/10/2014 20:57	0.07			
SR4	3/10/2014 21:17	0.07				SR12	3/10/2014 21:17	0.08			
SR4	3/10/2014 21:37	0.06				SR12	3/10/2014 21:37	0.09			
SR4	3/10/2014 21:57	0.06				SR12	3/10/2014 21:57	0.12			
SR4	3/10/2014 22:17	0.05				SR12	3/10/2014 22:17	0.08			
SR4	3/10/2014 22:37	0.07				SR12	3/10/2014 22:37	0.08			
SR4	3/10/2014 22:57	0.07				SR12	3/10/2014 22:57	0.08			
SR4	3/10/2014 23:17	0.09				SR12	3/10/2014 23:17	0.09			
SR4	3/10/2014 23:37	0.08				SR12	3/10/2014 23:37	0.08			
SR4	3/10/2014 23:57	0.08				SR12	3/10/2014 23:57	0.08			

Remark: Fonts with underline: Action Level Exceedance
Fonts with bold and underline: Limit Level Exceedance
Automatic Instrument calibration of NH3-N monitor was carried out during 5:57-6:37 at SR4 and SR12.
SR4 monitoring station was under maintenance during 13:41-14:16.
SR12 monitoring station was under maintenance during 11:41-13:01.

Station	Timestamp	Temp (° C)	DO (%)	DO (mg/L)	Tur (NTU)	Station	Timestamp	Temp (° C)	DO (%)	DO (mg/L)	Tur (NTU)	Station	Timestamp	Temp (° C)	DO (%)	DO (mg/L)	Tur (NTU)	Station	Timestamp	Temp (°C)	DO (%)	DO (mg/L)	Tur (NTU)
SR4	4/10/2014 0:01	29.37	81.1	5.51	2.9	SR4	4/10/2014 6:01	29.23	78.4	5.33	2.7	SR4	4/10/2014 12:01	29.30	88.6	6.05	3.1	SR4	4/10/2014 18:01	29.18	86.6	5.92	1.8
SR4	4/10/2014 0:06	29.40	81.4	5.53	3.1	SR4	4/10/2014 6:06	29.23	78.6	5.35	2.6	SR4	4/10/2014 12:06	29.30	88.5	6.04	2.8	SR4	4/10/2014 18:06	29.18	87.2	5.97	2.3
SR4	4/10/2014 0:11	29.36	80.7	5.48	2.7	SR4	4/10/2014 6:11	29.23	78.2	5.31	2.3	SR4	4/10/2014 12:11	29.33	89.1	6.08	3.2	SR4	4/10/2014 18:11	29.18	86.9	5.95	2.4
SR4	4/10/2014 0:16	29.31	79.8	5.41	3.1	SR4	4/10/2014 6:16	29.23	78.7	5.34	3.3	SR4	4/10/2014 12:16	29.36	88.4	6.03	2.3	SR4	4/10/2014 18:16	29.16	82.8	5.65	6.6
SR4	4/10/2014 0:21	29.32	81.2	5.51	3.1	SR4	4/10/2014 6:21	29.22	80.6	5.48	2.7	SR4	4/10/2014 12:21	29.42	86.1	5.87	2.4	SR4	4/10/2014 18:21	29.20	83.7	5.70	3.4
SR4	4/10/2014 0:26	29.46	80.1	5.44	1.8	SR4	4/10/2014 6:26	29.22	80.2	5.45	2.4	SR4	4/10/2014 12:26	29.40	86.1	5.87	2.9	SR4	4/10/2014 18:26	29.20	86.6	5.92	2.3
SR4	4/10/2014 0:31	29.49	79.7	5.42	1.7	SR4	4/10/2014 6:31	29.22	80.1	5.45	2.5	SR4	4/10/2014 12:31	29.39	85.9	5.86	3.2	SR4	4/10/2014 18:31	29.20	86.1	5.88	2.5
SR4	4/10/2014 0:36	29.43	81.1	5.52	2.1	SR4	4/10/2014 6:36	29.23	79.8	5.42	2.5	SR4	4/10/2014 12:36	29.39	86.1	5.87	3.9	SR4	4/10/2014 18:36	29.20	86.2	5.90	2.3
SR4	4/10/2014 0:41	29.51	81.0	5.52	2.2	SR4	4/10/2014 6:41	29.22	80.1	5.44	2.4	SR4	4/10/2014 12:41	29.40	85.5	5.83	2.7	SR4	4/10/2014 18:41	29.22	86.8	5.93	2.4
SR4	4/10/2014 0:46	29.46	80.3	5.48	2.0	SR4	4/10/2014 6:46	29.22	80.1	5.44	2.0	SR4	4/10/2014 12:46	29.38	85.9	5.86	2.7	SR4	4/10/2014 18:46	29.21	86.7	5.93	2.1
SR4	4/10/2014 0:51	29.50	81.1	5.51	2.2	SR4	4/10/2014 6:51	29.19	79.8	5.43	1.8	SR4	4/10/2014 12:51	29.37	85.9	5.87	2.6	SR4	4/10/2014 18:51	29.20	85.4	5.83	2.4
SR4	4/10/2014 0:56	29.46	82.2	5.59	2.2	SR4	4/10/2014 6:56	29.21	79.9	5.43	2.1	SR4	4/10/2014 12:56	29.34	86.7	5.92	2.8	SR4	4/10/2014 18:56	29.22	86.0	5.88	2.6
SR4	4/10/2014 1:01	29.45	82.1	5.58	2.2	SR4	4/10/2014 7:01	29.21	79.6	5.42	1.9	SR4	4/10/2014 13:01	29.34	87.2	5.96	2.9	SR4	4/10/2014 19:01	29.22	85.9	5.87	2.6
SR4	4/10/2014 1:06	29.41	82.5	5.61	2.3	SR4	4/10/2014 7:06	29.19	78.7	5.35	2.9	SR4	4/10/2014 13:06	29.36	88.0	6.01	2.4	SR4	4/10/2014 19:06	29.23	85.5	5.84	3.1
SR4	4/10/2014 1:11	29.39	83.0	5.64	2.6	SR4	4/10/2014 7:11	29.22	79.2	5.38	2.3	SR4	4/10/2014 13:11	29.35	88.4	6.05	2.3	SR4	4/10/2014 19:11	29.22	84.6	5.77	3.0
SR4	4/10/2014 1:16	29.36	83.2	5.65	2.7	SR4	4/10/2014 7:16	29.23	80.8	5.51	2.0	SR4	4/10/2014 13:16	29.36	88.0	6.01	2.2	SR4	4/10/2014 19:16	29.22	85.5	5.84	2.6
SR4	4/10/2014 1:21	29.37	82.4	5.60	2.5	SR4	4/10/2014 7:21	29.23	79.3	5.40	2.0	SR4	4/10/2014 13:21	29.35	88.0	6.02	1.9	SR4	4/10/2014 19:21	29.22	85.2	5.82	3.0
SR4	4/10/2014 1:26	29.31	81.3	5.53	3.2	SR4	4/10/2014 7:26	29.23	79.4	5.40	2.1	SR4	4/10/2014 13:26	29.36	87.7	6.00	2.2	SR4	4/10/2014 19:26	29.22	84.9	5.79	3.2
SR4	4/10/2014 1:31	29.30	80.8	5.48	3.5	SR4	4/10/2014 7:31	29.23	78.4	5.32	3.5	SR4	4/10/2014 13:31	29.39	87.7	5.99	2.4	SR4	4/10/2014 19:31	29.22	85.1	5.80	2.8
SR4	4/10/2014 1:36	29.31	81.0	5.50	3.5	SR4	4/10/2014 7:36	29.21	79.6	5.41	1.9	SR4	4/10/2014 13:36	29.31	86.5	5.92	2.4	SR4	4/10/2014 19:36	29.16	85.8	5.86	1.8
SR4	4/10/2014 1:41	29.26	80.8	5.48	3.9	SR4	4/10/2014 7:41	29.20	79.5	5.42	2.0	SR4	4/10/2014 13:41	29.32	87.5	5.99	2.1	SR4	4/10/2014 19:41	29.07	86.8	5.95	2.1
SR4	4/10/2014 1:46	29.25	80.8	5.48	3.7	SR4	4/10/2014 7:46	29.23	76.4	5.19	3.2	SR4	4/10/2014 13:46	29.32	87.3	5.98	2.3	SR4	4/10/2014 19:46	29.04	88.0	6.04	1.7
SR4	4/10/2014 1:51	29.24	80.4	5.45	3.4	SR4	4/10/2014 7:51	29.23	78.1	5.30	3.4	SR4	4/10/2014 13:51	29.38	87.1	5.96	3.1	SR4	4/10/2014 19:51	29.03	88.0	6.03	1.6
SR4	4/10/2014 1:56	29.24	80.5	5.46	3.9	SR4	4/10/2014 7:56	29.22	78.3	5.31	3.6	SR4	4/10/2014 13:56	29.34	88.4	6.05	3.6	SR4	4/10/2014 19:56	29.03	87.9	6.02	1.9
SR4	4/10/2014 2:01	29.24	80.0	5.43	3.9	SR4	4/10/2014 8:01	29.23	77.0	5.23	2.8	SR4	4/10/2014 14:01	29.34	88.3	6.04	3.3	SR4	4/10/2014 20:01	29.12	87.2	5.98	2.0
SR4	4/10/2014 2:06	29.24	80.0	5.42	3.7	SR4	4/10/2014 8:06	29.22	77.5	5.27	2.5	SR4	4/10/2014 14:06	29.35	87.8	6.01	2.8	SR4	4/10/2014 20:06	29.13	88.3	6.05	2.0
SR4	4/10/2014 2:11	29.24	80.1	5.43	3.7	SR4	4/10/2014 8:11	29.20	78.2	5.31	3.2	SR4	4/10/2014 14:11	29.36	89.0	6.10	3.5	SR4	4/10/2014 20:11	29.13	88.8	6.08	1.9
SR4	4/10/2014 2:16	29.24	80.1	5.43	3.6	SR4	4/10/2014 8:16	29.19	78.9	5.36	3.4	SR4	4/10/2014 14:16	29.32	88.8	6.08	2.4	SR4	4/10/2014 20:16	29.13	88.2	6.05	1.9
SR4	4/10/2014 2:21	29.24	80.1	5.43	3.6	SR4	4/10/2014 8:21	29.19	78.4	5.32	5.4	SR4	4/10/2014 14:21	29.31	89.0	6.09	2.7	SR4	4/10/2014 20:21	29.06	88.4	6.07	1.6
SR4	4/10/2014 2:26	29.25	79.2	5.37	3.1	SR4	4/10/2014 8:26	29.21	76.8	5.21	5.3	SR4	4/10/2014 14:26	29.32	88.0	6.03	3.1	SR4	4/10/2014 20:26	29.14	88.2	6.04	1.8
SR4	4/10/2014 2:31	29.28	79.2	5.38	2.5	SR4	4/10/2014 8:31	29.20	77.2	5.20	6.8	SR4	4/10/2014 14:31	29.31	88.0	6.03	4.4	SR4	4/10/2014 20:31	29.08	88.2	6.04	1.9
SR4	4/10/2014 2:36	29.29	80.0	5.43	3.7	SR4	4/10/2014 8:36	29.22	77.7	5.23	3.9	SR4	4/10/2014 14:36	29.29	87.6	6.00	4.3	SR4	4/10/2014 20:36	29.15	88.2	6.03	2.1
SR4	4/10/2014 2:41	29.29	79.9	5.44	3.1	SR4	4/10/2014 8:41	29.21	77.7	5.23	6.4	SR4	4/10/2014 14:41	29.29	87.3	5.97	3.9	SR4	4/10/2014 20:41	29.04	88.9	6.10	1.6
SR4	4/10/2014 2:46	29.26	81.3	5.52	2.9	SR4	4/10/2014 8:46	29.21	78.8	5.34	5.3	SR4	4/10/2014 14:46	29.31	87.1	5.96	3.4	SR4	4/10/2014 20:46	29.16	87.7	6.01	2.3
SR4	4/10/2014 2:51	29.25	81.6	5.54	3.3	SR4	4/10/2014 8:51	29.22	77.9	5.29	3.2	SR4	4/10/2014 14:51	29.26	87.2	5.96	4.8	SR4	4/10/2014 20:51	29.15	87.7	5.99	2.2
SR4	4/10/2014 2:56	29.25	81.2	5.52	2.8	SR4	4/10/2014 8:56	29.22	78.5	5.33	3.6	SR4	4/10/2014 14:56	29.29	87.4	5.98	3.4	SR4	4/10/2014 20:56	29.07	88.5	6.07	1.7
SR4	4/10/2014 3:01	29.25	81.6	5.54	3.1	SR4	4/10/2014 9:01	29.21	77.8	5.26	4.8	SR4	4/10/2014 15:01	29.27	86.7	5.92	4.3	SR4	4/10/2014 21:01	29.07	88.4	6.06	1.5
SR4	4/10/2014 3:06	29.24	81.5	5.54	3.2	SR4	4/10/2014 9:06	29.22	76.9	5.21	4.1	SR4	4/10/2014 15:06	29.25	86.4	5.90	5.8	SR4	4/10/2014 21:06	29.09	87.8	6.03	1.8
SR4	4/10/2014 3:11	29.24	81.2	5.52	3.6	SR4	4/10/2014 9:11	29.22	77.5	5.25	3.8	SR4	4/10/2014 15:11	29.24	87.1	5.95	5.5	SR4	4/10/2014 21:11	29.06	88.4	6.07	1.7
SR4	4/10/2014 3:16	29.25	80.9	5.50	3.1	SR4	4/10/2014 9:16	29.22	77.5	5.25	3.7	SR4	4/10/2014 15:16	29.23	85.7	5.84	6.7	SR4	4/10/2014 21:16	29.08	87.9	6.04	1.6
SR4	4/10/2014 3:21	29.25	81.7	5.55	3.7	SR4	4/10/2014 9:21	29.22	78.4	5.31	4.3	SR4	4/10/2014 15:21	29.28	84.7	5.77	3.7	SR4	4/10/2014 21:21	29.17	85.1	5.83	1.8
SR4	4/10/2014 3:26	29.25	81.6	5.54	3.2	SR4	4/10/2014 9:26	29.21	78.2	5.28	4.7	SR4	4/10/2014 15:26	29.32	88.0	6.01	3.0	SR4	4/10/2014 21:26	29.09	88.0	6.04	1.6
SR4	4/10/2014 3:31	29.25	81.9	5.57	3.0	SR4	4/10/2014 9:31	29.23	78.7	5.32	4.2	SR4	4/10/2014 15:31	29.28	87.9	5.99	4.1	SR4	4/10/2014 21:31	29.09	87.7	6.02	1.6
SR4	4/10/2014 3:36	29.25	81.9	5.57	3.2	SR4	4/10/2014 9:36	29.22	78.1	5.28	4.1	SR4	4/10/2014 15:36	29.25	86.5	5.91	2.5	SR4	4/10/2014 21:36	29.16	83.8	5.72	2.1
SR4	4/10/2014 3:41	29.25	81.9	5.56	3.3	SR4	4/10/2014 9:41	29.22	78.8	5.32	4.0	SR4	4/10/2014 15:41	29.24	84.5	5.75	8.8	SR4	4/10/2014 21:41	29.19	85.0	5.81	2.6
SR4	4/10/2014 3:46	29.24	82.0	5.57	3.1	SR4	4/10/2014 9:46	29.22	80.1	5.42	4.2	SR4	4/10/2014 15:46	29.23	83.5	5.67	7.2	SR4	4/10/2014 21:46	29.18	83.8	5.72	2.1
SR4	4/10/2014 3:51	29.24	81.7	5.56	2.8	SR4	4/10/2014 9:51	29.23	78.9	5.33	3.5	SR4	4/10/2014 15:51	29.23	84.2	5.73	5.4	SR4	4/10/2014 21:51	29.18	83.9	5.74	2.1
SR4	4/10/2014 3:56	29.23	81.8	5.56	2.7	SR4	4/10/2014 9:56	29.24	79.4	5.38	3.7	SR4	4/10/2014 15:56	29.21	84.0	5.72	6.1	SR4	4/10/2014 21:56	29.18	79.9	5.46	2.2
SR4	4/10/2014 4:01	29.22	81.7	5.55	2.9	SR4	4/10/2014 10:01	29.29	79.2	5.37	3.8	SR4	4/10/2014 16:01	29.20	82.3	5.60	6.4	SR4	4/10/2014 22:01	29.17	81.8	5.56	3.8
SR4	4/10/2014 4:06	29.23	81.6	5.54	2.5	SR4	4/10/2014 10:06	29.32	79.0	5.35	3.5	SR4	4/10/2014 16:06	29.20	83.4	5.66	6.3	SR4	4/10/2014 22:06	29.17	81.0	5.53	3.3
SR4	4/10/2014 4:11	29.23	81.2	5.52	2.5	SR4	4/10/2014 10:11	29.28	78.8	5.34	3.8	SR4	4/10/2014 16:11	29.19	82.9	5.64	5.1	SR4	4/10/2014 22:11	29.17	79.5	5.41	4.3
SR4	4/10/2014 4:16	29.23	80.4	5.45	2.2	SR4	4/10/2014 10:16	29.31	79.2	5.36	3.5	SR4	4/10/2014 16:16	29.20	83.6	5.66	5.2	SR4	4/10/2014 22:16	29.18	82.2	5.61	2.5
SR4	4/10/2014 4:21	29.22	81.2	5.51	2.7	SR4	4/10/2014 10:21	29.33	78.9	5.34	2.7	SR4	4/10/2014 16:21	29.20	83.0	5.64	4.3	SR4	4/10/2014 22:21	29.18	82.2	5.60	2.5
SR4	4/10/2014 4:26	29.22	81.3	5.52	2.5	SR4	4/10/2014 10:26	29.34	79.0	5.35	2.2	SR4	4/10/2014 16:26	29.23	85.9	5.84	4.1	SR4	4/10/2014 22:26	29.18	82.2	5.60	2.5
SR4	4/10/2014 4:31	29.23	80.2	5.44	2.3	SR4	4/10/2014 10:31	29.33	80.1	5.43	2.4	SR4	4/10/2014 16:31	29.24	86.2	5.87	3.9	SR4	4/10/2014 22:31	29.18	81.9	5.58	2.7
SR4	4/10/2014 4:36	29.22	80.8	5.48	2.6	SR4	4/10/2014 10:36	29.31	81.9	5.56	2.0	SR4	4/10/2014 16:36	29.24	86.5	5.90	3.4	SR4	4/10/2014 22:36	29.17	80.3	5.45	3.6
SR4	4/10/2014 4:41	29.22	80.9	5.49	2.5	SR4	4/10/2014 10:41	29.29	84.5	5.74	2.1	SR4	4/10/2014 16:41	29.23	84.8	5.77	3.5	SR4	4/10/2014 22:41	29.17	82.2	5.59	3.8
SR4	4/10/2014 4:46	29.22	80.8	5.49	2.4	SR4	4/10/2014 10:46	29.30	83.5	5.68	2.0	SR4	4/10/2014 16:46	29.23	85.4	5.82	3.8	SR4	4/10/2014 22:46	29.17	79.9	5.43	3.0
SR4	4/10/2014 4:51	29.23	79.6	5.40	2.0	SR4	4/10/2014 10:51	29.29	85.3	5.80	2.2	SR4	4/10/2014 16:51	29.23	86.1	5.86	3.4	SR4	4/10/2014 22:51	29.17	80.7	5.49	2.6
SR4	4/10/2014 4:56	29.23	79.3	5.39	2.2	SR4	4/10/2014 10:56	29.29	86.2	5.86	2.4	SR4	4/10/2014 16:56	29.23	86.2	5.88	3.2	SR4	4/10/2014 22:56	29.17	81.0	5.50	3.9
SR4	4/10/2014 5:01	29.23	79.0	5.37	2.4	SR4	4/10/2014 11:01	29.31	85.7	5.84	2.2	SR4	4/10/2014 17:01	29.24	86.4	5.88	3.2	SR4	4/10/2014 23:01	29.17	80.3	5.47	2.8
SR4	4/10/2014 5:06	29.22	81.2	5.53	3.3	SR4	4/10/2014 11:06	29.31	86.4	5.88	2.2	SR4	4/10/2014 17:06	29.23	85.7	5.84	3.7	SR4	4/10/2014 23:06	29.17	79.4	5.41	2.7
SR4	4/10/2014 5:11	29.22	80.9	5.51	2.4	SR4	4/10/2014 11:11	29.32	87.6	5.96	2.8	SR4	4/10/2014 17:11	29.24	86.2	5.87	3.2	SR4	4/10/2014 23:11	29.17	78.1	5.31	3.1
SR4	4/10/2014 5:16	29.22	80.5	5.48	2.3	SR4	4/10/2014 11:16	29.34	87.7	5.96	2.1	SR4	4/10/2014 17:16	29.22	84.5	5.73	3.8	SR4	4/10/2014 23:16	29.17	80.7	5.50	2.5
SR4	4/10/2014 5:21	29.22	80.3	5.46	2.5	SR4	4/10/2014 11:21	29.37	88.8	6.04	2.2	SR4	4/10/2014 17:21	29.22	84.8	5.77	4.0	SR4	4/10/2014 23:21	29.17	78.6	5.34	3.1
SR4	4/10/2014 5:26	29.23	77.7	5.28	2.2	SR4	4/10/2014 11:26	29.38	88.0	5.99	2.0	SR4	4/10/2014 17:26	29.23	85.0	5.79	3.3	SR4	4/10/2014 23:26	29.17	79.5	5.41	3.1
SR4	4/10/2014 5:31	29.23	79.2	5.39	2.5	SR4	4/10/2014 11:31	29.33	88.4	6.02	3.5	SR4	4/10/2014 17:31	29.22	84.7	5.77	3.2	SR4	4/10/2014 23:31	29.17	80.5	5.48	3.3
SR4	4/10/2014 5:36	29.23	78.0	5.30	2.0	SR4	4/10/2014 11:36	29.33	88.4	6.03	3.8	SR4	4/10/2014 17:36	29.22	85.6	5.84	3.0	SR4	4/10/2014 23:36	29.17	80.5	5.48	3.0
SR4	4/10/2014 5:41	29.23	79.0	5.37	2.3	SR4	4/10/2014 11:41	29.35	88.1	6.00	3.0	SR4	4/10/2014 17:41	29.17	81.8	5.56	5.5	SR4	4/10/2014 23:41	29.17	80.3	5.46	3.4
SR4	4/10/2014 5:46	29.23	77.6	5.23	1.9	SR4	4/10/2014 11:46	29.33	88.0	6.00	3.4	SR4	4/10/2014 17:46	29.21	82.4	5.61	3.2	SR4	4/10/2014 23:46	29.17	78.8	5.36	3.3
SR4	4/10/2014 5:51	29.22	80.4	5.47	2.2	SR4	4/10/2014 11:51	29.32	88.2	6.02	3.1	SR4	4/10/2014 17:51	29.17	81.1	5.51	4.3	SR4	4/10/2014 23:51	29.17	80.6	5.49	2.8
SR4	4/10/2014 5:56	29.23	79.3	5.39	2.2	SR4	4/10/2014 11:56	29.31	88.6	6.05	2.7	SR4	4/10/2014 17:56	29.21	85.4	5.82	2.1	SR4	4/10/2014 23:56	29.17	79.0	5.37	3.0

Station	Timestamp	Temp (° C)	DO (%)	DO (mg/L)	Tur (NTU)	Station	Timestamp	Temp (° C)	DO (%)	DO (mg/L)	Tur (NTU)	Station	Timestamp	Temp (° C)	DO (%)	DO (mg/L)	Tur (NTU)	Station	Timestamp	Temp (°C)	DO (%)	DO (mg/L)	Tur (NTU)
SR5	4/10/2014 0:00	29.27	82.2	5.40	1.9	SR5	4/10/2014 6:00	29.20	77.1	**5.03**	1.9	SR5	4/10/2014 12:00	29.48	81.8	**5.37**	1.3	SR5	4/10/2014 18:00	29.31	72.5	**4.69**	2.8
SR5	4/10/2014 0:05	29.26	82.7	5.43	2.0	SR5	4/10/2014 6:05	29.23	79.1	**5.17**	1.9	SR5	4/10/2014 12:05	29.50	81.8	**5.37**	1.4	SR5	4/10/2014 18:05	29.31	71.7	**4.64**	2.8
SR5	4/10/2014 0:10	29.23	82.9	5.45	1.9	SR5	4/10/2014 6:10	29.31	78.4	**5.11**	2.1	SR5	4/10/2014 12:10	29.50	81.6	**5.36**	2.0	SR5	4/10/2014 18:10	29.31	71.5	**4.63**	2.8
SR5	4/10/2014 0:15	29.30	84.0	5.52	1.8	SR5	4/10/2014 6:15	29.29	78.6	**5.13**	2.0	SR5	4/10/2014 12:15	29.50	81.1	**5.33**	1.2	SR5	4/10/2014 18:15	29.32	69.8	**4.52**	2.6
SR5	4/10/2014 0:20	29.28	81.6	**5.36**	1.9	SR5	4/10/2014 6:20	29.26	78.9	**5.16**	1.9	SR5	4/10/2014 12:20	29.50	79.9	**5.25**	1.1	SR5	4/10/2014 18:20	29.30	71.6	**4.63**	2.9
SR5	4/10/2014 0:25	29.30	82.6	5.42	1.8	SR5	4/10/2014 6:25	29.25	78.2	**5.11**	2.0	SR5	4/10/2014 12:25	29.50	78.4	**5.15**	0.9	SR5	4/10/2014 18:25	29.28	69.0	**4.46**	4.8
SR5	4/10/2014 0:30	29.41	82.8	5.42	1.9	SR5	4/10/2014 6:30	29.16	79.5	**5.21**	1.7	SR5	4/10/2014 12:30	29.50	78.6	**5.16**	1.0	SR5	4/10/2014 18:30	29.30	69.8	**4.52**	2.9
SR5	4/10/2014 0:35	29.46	83.4	5.46	1.9	SR5	4/10/2014 6:35	29.23	78.6	**5.14**	2.0	SR5	4/10/2014 12:35	29.50	78.8	**5.17**	0.9	SR5	4/10/2014 18:35	29.31	69.3	**4.48**	2.9
SR5	4/10/2014 0:40	29.37	83.4	5.47	1.8	SR5	4/10/2014 6:40	29.21	78.7	**5.15**	1.7	SR5	4/10/2014 12:40	29.50	79.3	**5.21**	1.1	SR5	4/10/2014 18:40	29.30	69.5	**4.50**	3.3
SR5	4/10/2014 0:45	29.40	82.1	**5.38**	2.0	SR5	4/10/2014 6:45	29.26	78.6	**5.13**	1.9	SR5	4/10/2014 12:45	29.53	80.5	**5.29**	1.4	SR5	4/10/2014 18:45	29.30	69.9	**4.52**	3.8
SR5	4/10/2014 0:50	29.31	81.3	**5.33**	1.8	SR5	4/10/2014 6:50	29.31	77.1	**5.03**	1.9	SR5	4/10/2014 12:50	29.48	79.4	**5.21**	1.6	SR5	4/10/2014 18:50	29.30	69.0	**4.46**	3.3
SR5	4/10/2014 0:55	29.29	81.1	**5.32**	2.0	SR5	4/10/2014 6:55	29.27	77.6	**5.07**	1.9	SR5	4/10/2014 12:55	29.48	79.1	**5.19**	1.5	SR5	4/10/2014 18:55	29.30	69.5	**4.50**	3.1
SR5	4/10/2014 1:00	29.25	81.0	**5.32**	1.9	SR5	4/10/2014 7:00	29.26	77.7	**5.07**	1.9	SR5	4/10/2014 13:00	29.56	82.4	5.40	2.0	SR5	4/10/2014 19:00	29.28	71.5	**4.62**	3.2
SR5	4/10/2014 1:05	29.27	80.0	**5.25**	2.1	SR5	4/10/2014 7:05	29.26	77.3	**5.05**	1.9	SR5	4/10/2014 13:05	29.52	81.5	**5.34**	1.6	SR5	4/10/2014 19:05	29.27	70.7	**4.57**	3.1
SR5	4/10/2014 1:10	29.25	80.2	**5.26**	1.9	SR5	4/10/2014 7:10	29.27	77.0	**5.03**	1.7	SR5	4/10/2014 13:10	29.52	80.6	**5.28**	1.8	SR5	4/10/2014 19:10	29.28	71.0	**4.59**	3.0
SR5	4/10/2014 1:15	29.27	81.1	**5.33**	1.9	SR5	4/10/2014 7:15	29.21	75.6	**4.94**	1.8	SR5	4/10/2014 13:15	29.53	81.1	**5.32**	1.9	SR5	4/10/2014 19:15	29.28	69.3	**4.48**	3.2
SR5	4/10/2014 1:20	29.27	80.0	**5.24**	2.4	SR5	4/10/2014 7:20	29.16	77.8	**5.10**	2.0	SR5	4/10/2014 13:20	29.51	80.1	**5.25**	1.7	SR5	4/10/2014 19:20	29.27	70.7	**4.57**	3.2
SR5	4/10/2014 1:25	29.22	79.2	**5.20**	2.3	SR5	4/10/2014 7:25	29.17	77.8	**5.09**	2.1	SR5	4/10/2014 13:25	29.55	82.5	5.41	1.1	SR5	4/10/2014 19:25	29.27	69.7	**4.50**	3.2
SR5	4/10/2014 1:30	29.22	79.7	**5.22**	2.3	SR5	4/10/2014 7:30	29.15	78.3	**5.13**	2.1	SR5	4/10/2014 13:30	29.56	82.1	**5.38**	1.6	SR5	4/10/2014 19:30	29.28	69.0	**4.46**	2.9
SR5	4/10/2014 1:35	29.26	79.0	**5.17**	2.5	SR5	4/10/2014 7:35	29.12	79.9	**5.25**	2.0	SR5	4/10/2014 13:35	29.54	80.6	**5.28**	1.6	SR5	4/10/2014 19:35	29.27	67.7	**4.38**	3.3
SR5	4/10/2014 1:40	29.22	79.7	**5.24**	2.2	SR5	4/10/2014 7:40	29.11	81.0	**5.32**	2.0	SR5	4/10/2014 13:40	29.54	80.7	**5.29**	1.4	SR5	4/10/2014 19:40	29.26	68.0	**4.39**	4.0
SR5	4/10/2014 1:45	29.26	77.9	**5.10**	2.0	SR5	4/10/2014 7:45	29.13	80.6	**5.29**	2.1	SR5	4/10/2014 13:45	29.55	80.3	**5.26**	1.5	SR5	4/10/2014 19:45	29.27	68.2	**4.41**	4.1
SR5	4/10/2014 1:50	29.30	76.8	**5.02**	2.2	SR5	4/10/2014 7:50	29.15	79.0	**5.18**	2.1	SR5	4/10/2014 13:50	29.55	78.8	**5.17**	1.9	SR5	4/10/2014 19:50	29.25	69.0	**4.45**	4.2
SR5	4/10/2014 1:55	29.30	76.4	**5.00**	2.2	SR5	4/10/2014 7:55	29.14	80.9	**5.31**	2.0	SR5	4/10/2014 13:55	29.55	78.4	**5.14**	1.6	SR5	4/10/2014 19:55	29.25	67.9	**4.39**	4.8
SR5	4/10/2014 2:00	29.31	76.2	**4.98**	2.3	SR5	4/10/2014 8:00	29.10	82.2	5.41	1.9	SR5	4/10/2014 14:00	29.54	78.4	**5.14**	1.6	SR5	4/10/2014 20:00	29.23	67.7	**4.37**	5.2
SR5	4/10/2014 2:05	29.32	76.1	**4.96**	2.3	SR5	4/10/2014 8:05	29.15	82.5	5.43	1.8	SR5	4/10/2014 14:05	29.57	78.5	**5.14**	1.2	SR5	4/10/2014 20:05	29.26	67.9	**4.38**	3.6
SR5	4/10/2014 2:10	29.32	76.0	**4.95**	2.4	SR5	4/10/2014 8:10	29.16	82.9	5.47	1.6	SR5	4/10/2014 14:10	29.55	78.7	**5.16**	1.2	SR5	4/10/2014 20:10	29.25	66.9	**4.32**	4.0
SR5	4/10/2014 2:15	29.32	76.7	**5.01**	2.1	SR5	4/10/2014 8:15	29.17	81.2	**5.35**	1.7	SR5	4/10/2014 14:15	29.55	80.2	**5.26**	1.1	SR5	4/10/2014 20:15	29.26	66.2	**4.28**	3.1
SR5	4/10/2014 2:20	29.32	74.0	**4.82**	2.4	SR5	4/10/2014 8:20	29.15	84.8	5.60	1.5	SR5	4/10/2014 14:20	29.57	80.2	**5.26**	1.3	SR5	4/10/2014 20:20	29.25	68.4	**4.42**	3.1
SR5	4/10/2014 2:25	29.32	75.6	**4.93**	2.2	SR5	4/10/2014 8:25	29.18	83.4	5.51	1.8	SR5	4/10/2014 14:25	29.56	79.7	**5.23**	2.1	SR5	4/10/2014 20:25	29.26	67.9	**4.39**	3.0
SR5	4/10/2014 2:30	29.31	75.7	**4.94**	2.4	SR5	4/10/2014 8:30	29.14	85.4	5.67	1.7	SR5	4/10/2014 14:30	29.59	79.8	**5.23**	1.1	SR5	4/10/2014 20:30	29.24	68.2	**4.40**	4.1
SR5	4/10/2014 2:35	29.33	73.3	**4.77**	2.4	SR5	4/10/2014 8:35	29.14	84.5	5.59	1.9	SR5	4/10/2014 14:35	29.58	83.3	5.46	1.1	SR5	4/10/2014 20:35	29.16	71.9	**4.67**	2.1
SR5	4/10/2014 2:40	29.32	75.8	**4.94**	2.3	SR5	4/10/2014 8:40	29.16	83.5	5.52	1.8	SR5	4/10/2014 14:40	29.59	82.2	5.39	1.1	SR5	4/10/2014 20:40	29.26	75.9	**4.92**	3.1
SR5	4/10/2014 2:45	29.33	72.3	**4.71**	2.6	SR5	4/10/2014 8:45	29.15	83.3	5.51	1.8	SR5	4/10/2014 14:45	29.59	82.6	5.41	1.1	SR5	4/10/2014 20:45	29.23	75.1	**4.87**	3.4
SR5	4/10/2014 2:50	29.30	73.6	**4.77**	2.5	SR5	4/10/2014 8:50	29.19	83.3	5.51	2.1	SR5	4/10/2014 14:50	29.57	79.0	**5.18**	1.2	SR5	4/10/2014 20:50	29.19	74.6	**4.84**	2.9
SR5	4/10/2014 2:55	29.32	72.4	**4.69**	2.3	SR5	4/10/2014 8:55	29.17	83.3	5.50	1.7	SR5	4/10/2014 14:55	29.56	79.4	**5.21**	1.6	SR5	4/10/2014 20:55	29.21	74.3	**4.82**	2.9
SR5	4/10/2014 3:00	29.31	73.3	**4.75**	2.4	SR5	4/10/2014 9:00	29.23	82.9	5.48	2.2	SR5	4/10/2014 15:00	29.55	78.0	**5.11**	1.3	SR5	4/10/2014 21:00	29.23	73.4	**4.76**	3.2
SR5	4/10/2014 3:05	29.31	72.9	**4.73**	2.4	SR5	4/10/2014 9:05	29.21	82.8	5.46	1.8	SR5	4/10/2014 15:05	29.57	78.5	**5.15**	1.2	SR5	4/10/2014 21:05	29.19	74.6	**4.85**	2.7
SR5	4/10/2014 3:10	29.29	74.3	**4.81**	2.5	SR5	4/10/2014 9:10	29.26	82.0	5.41	1.9	SR5	4/10/2014 15:10	29.55	77.6	**5.09**	1.1	SR5	4/10/2014 21:10	29.20	73.6	**4.78**	3.0
SR5	4/10/2014 3:15	29.30	73.2	**4.74**	2.6	SR5	4/10/2014 9:15	29.32	81.6	**5.38**	2.5	SR5	4/10/2014 15:15	29.56	77.3	**5.07**	1.0	SR5	4/10/2014 21:15	29.21	73.3	**4.76**	2.9
SR5	4/10/2014 3:20	29.32	71.8	**4.66**	2.5	SR5	4/10/2014 9:20	29.39	80.9	**5.32**	2.3	SR5	4/10/2014 15:20	29.52	77.8	**5.10**	1.6	SR5	4/10/2014 21:20	29.20	73.5	**4.77**	3.3
SR5	4/10/2014 3:25	29.31	71.7	**4.65**	2.3	SR5	4/10/2014 9:25	29.36	80.5	**5.30**	2.2	SR5	4/10/2014 15:25	29.56	77.1	**5.05**	1.1	SR5	4/10/2014 21:25	29.20	73.3	**4.76**	2.8
SR5	4/10/2014 3:30	29.30	72.3	**4.68**	2.4	SR5	4/10/2014 9:30	29.24	81.4	**5.37**	1.7	SR5	4/10/2014 15:30	29.52	75.7	**4.95**	2.1	SR5	4/10/2014 21:30	29.23	72.9	**4.73**	2.8
SR5	4/10/2014 3:35	29.31	70.6	**4.57**	2.4	SR5	4/10/2014 9:35	29.38	80.9	**5.33**	2.3	SR5	4/10/2014 15:35	29.58	78.3	**5.13**	0.7	SR5	4/10/2014 21:35	29.21	72.2	**4.68**	3.0
SR5	4/10/2014 3:40	29.31	71.0	**4.60**	2.5	SR5	4/10/2014 9:40	29.31	82.0	5.41	2.0	SR5	4/10/2014 15:40	29.43	72.8	**4.75**	3.0	SR5	4/10/2014 21:40	29.17	71.8	**4.65**	3.7
SR5	4/10/2014 3:45	29.31	71.5	**4.63**	2.5	SR5	4/10/2014 9:45	29.29	82.4	5.45	2.0	SR5	4/10/2014 15:45	29.57	77.7	**5.09**	1.0	SR5	4/10/2014 21:45	29.16	72.1	**4.66**	4.6
SR5	4/10/2014 3:50	29.31	69.7	**4.52**	2.5	SR5	4/10/2014 9:50	29.31	82.7	5.46	2.2	SR5	4/10/2014 15:50	29.43	72.5	**4.73**	3.1	SR5	4/10/2014 21:50	29.15	72.3	**4.67**	4.7
SR5	4/10/2014 3:55	29.30	71.6	**4.64**	2.4	SR5	4/10/2014 9:55	29.33	82.4	5.44	2.1	SR5	4/10/2014 15:55	29.46	72.9	**4.76**	2.7	SR5	4/10/2014 21:55	29.15	71.8	**4.65**	3.8
SR5	4/10/2014 4:00	29.30	71.8	**4.65**	2.5	SR5	4/10/2014 10:00	29.30	82.5	5.45	1.9	SR5	4/10/2014 16:00	29.44	71.6	**4.67**	2.9	SR5	4/10/2014 22:00	29.16	71.1	**4.60**	3.1
SR5	4/10/2014 4:05	29.30	71.9	**4.66**	2.5	SR5	4/10/2014 10:05	29.32	81.9	5.41	2.0	SR5	4/10/2014 16:05	29.40	70.7	**4.60**	3.0	SR5	4/10/2014 22:05	29.16	71.7	**4.63**	4.8
SR5	4/10/2014 4:10	29.30	71.5	**4.63**	2.4	SR5	4/10/2014 10:10	29.35	81.8	5.40	2.0	SR5	4/10/2014 16:10	29.40	70.1	**4.56**	3.6	SR5	4/10/2014 22:10	29.16	72.0	**4.65**	4.4
SR5	4/10/2014 4:15	29.30	71.5	**4.63**	2.5	SR5	4/10/2014 10:15	29.36	82.2	5.43	2.1	SR5	4/10/2014 16:15	29.36	70.4	**4.57**	3.5	SR5	4/10/2014 22:15	29.14	72.3	**4.68**	2.8
SR5	4/10/2014 4:20	29.30	70.9	**4.59**	2.8	SR5	4/10/2014 10:20	29.36	81.7	5.39	2.3	SR5	4/10/2014 16:20	29.34	72.5	**4.70**	2.7	SR5	4/10/2014 22:20	29.16	71.8	**4.65**	2.9
SR5	4/10/2014 4:25	29.30	70.0	**4.53**	2.6	SR5	4/10/2014 10:25	29.36	81.6	5.39	2.1	SR5	4/10/2014 16:25	29.36	70.5	**4.58**	2.9	SR5	4/10/2014 22:25	29.17	71.7	**4.64**	3.3
SR5	4/10/2014 4:30	29.28	70.5	**4.56**	2.8	SR5	4/10/2014 10:30	29.37	82.1	5.42	2.0	SR5	4/10/2014 16:30	29.37	69.7	**4.52**	4.6	SR5	4/10/2014 22:30	29.18	71.6	**4.63**	3.5
SR5	4/10/2014 4:35	29.30	70.6	**4.57**	3.3	SR5	4/10/2014 10:35	29.45	82.4	5.43	1.8	SR5	4/10/2014 16:35	29.35	71.3	**4.63**	4.8	SR5	4/10/2014 22:35	29.15	72.3	**4.69**	2.3
SR5	4/10/2014 4:40	29.27	71.2	**4.61**	2.6	SR5	4/10/2014 10:40	29.42	82.7	5.46	2.2	SR5	4/10/2014 16:40	29.33	73.2	**4.75**	2.9	SR5	4/10/2014 22:40	29.14	74.5	**4.84**	2.3
SR5	4/10/2014 4:45	29.24	72.8	**4.70**	2.8	SR5	4/10/2014 10:45	29.44	83.0	5.48	2.9	SR5	4/10/2014 16:45	29.34	72.4	**4.69**	3.0	SR5	4/10/2014 22:45	29.16	74.0	**4.80**	2.4
SR5	4/10/2014 4:50	29.24	72.4	**4.68**	3.1	SR5	4/10/2014 10:50	29.44	82.5	5.44	1.8	SR5	4/10/2014 16:50	29.34	73.1	**4.74**	3.2	SR5	4/10/2014 22:50	29.15	74.1	**4.81**	2.5
SR5	4/10/2014 4:55	29.25	72.2	**4.67**	2.8	SR5	4/10/2014 10:55	29.45	82.1	5.41	2.0	SR5	4/10/2014 16:55	29.34	72.6	**4.70**	2.5	SR5	4/10/2014 22:55	29.05	76.8	**5.01**	1.9
SR5	4/10/2014 5:00	29.25	72.0	**4.66**	2.8	SR5	4/10/2014 11:00	29.43	81.7	5.39	1.5	SR5	4/10/2014 17:00	29.34	72.8	**4.72**	2.9	SR5	4/10/2014 23:00	29.08	75.7	**4.92**	2.3
SR5	4/10/2014 5:05	29.24	72.9	**4.71**	2.8	SR5	4/10/2014 11:05	29.42	81.5	**5.37**	1.9	SR5	4/10/2014 17:05	29.34	72.9	**4.72**	2.6	SR5	4/10/2014 23:05	29.08	75.5	**4.91**	2.8
SR5	4/10/2014 5:10	29.24	72.4	**4.68**	2.7	SR5						SR5	4/10/2014 17:10	29.33	73.2	**4.75**	2.9	SR5	4/10/2014 23:10	29.09	75.3	**4.90**	2.7
SR5	4/10/2014 5:15	29.24	73.2	**4.73**	2.8	SR5						SR5	4/10/2014 17:15	29.33	73.1	**4.74**	2.8	SR5	4/10/2014 23:15	29.11	75.0	**4.88**	2.4
SR5	4/10/2014 5:20	29.23	73.4	**4.74**	2.8	SR5						SR5	4/10/2014 17:20	29.34	73.1	**4.74**	3.0	SR5	4/10/2014 23:20	29.10	75.0	**4.88**	2.6
SR5	4/10/2014 5:25	29.22	73.7	**4.76**	3.2	SR5	4/10/2014 11:25	29.44	82.7	5.45	1.1	SR5	4/10/2014 17:25	29.33	73.1	**4.73**	2.6	SR5	4/10/2014 23:25	29.10	74.4	**4.84**	2.6
SR5	4/10/2014 5:30	29.23	72.9	**4.71**	3.1	SR5	4/10/2014 11:30	29.44	81.1	**5.34**	1.5	SR5	4/10/2014 17:30	29.33	72.7	**4.71**	2.9	SR5	4/10/2014 23:30	29.08	76.2	**4.96**	2.2
SR5	4/10/2014 5:35	29.23	71.7	**4.64**	2.5	SR5	4/10/2014 11:35	29.45	81.9	5.39	1.3	SR5	4/10/2014 17:35	29.32	72.8	**4.71**	2.8	SR5	4/10/2014 23:35	29.04	76.2	**4.97**	2.0
SR5	4/10/2014 5:40	29.22	72.4	**4.68**	2.7	SR5	4/10/2014 11:40	29.46	81.5	**5.35**	1.4	SR5	4/10/2014 17:40	29.33	71.5	**4.63**	2.4	SR5	4/10/2014 23:40	29.13	74.6	**4.85**	2.8
SR5	4/10/2014 5:45	29.23	72.1	**4.66**	3.0	SR5	4/10/2014 11:45	29.47	80.8	**5.31**	1.4	SR5	4/10/2014 17:45	29.32	71.7	**4.64**	2.7	SR5	4/10/2014 23:45	29.13	74.4	**4.84**	2.5
SR5	4/10/2014 5:50	29.26	68.9	**4.46**	2.5	SR5	4/10/2014 11:50	29.47	80.9	**5.31**	2.1	SR5	4/10/2014 17:50	29.32	72.3	**4.68**	2.5	SR5	4/10/2014 23:50	29.17	73.0	**4.74**	2.8
SR5	4/10/2014 5:55	29.07	73.5	**4.79**	1.7	SR5	4/10/2014 11:55	29.48	80.9	**5.32**	1.3	SR5	4/10/2014 17:55	29.32	72.3	**4.68**	2.4	SR5	4/10/2014 23:55	29.02	77.7	**5.08**	1.7

Station	Timestamp	Temp (° C)	DO (%)	DO (mg/L)	Tur (NTU)	Station	Timestamp	Temp (° C)	DO (%)	DO (mg/L)	Tur (NTU)	Station	Timestamp	Temp (° C)	DO (%)	DO (mg/L)	Tur (NTU)	Station	Timestamp	Temp (°C)	DO (%)	DO (mg/L)	Tur (NTU)
SR9	4/10/2014 0:00	29.62	123.1	8.27	3.2	SR9	4/10/2014 6:00	29.43	124.6	8.35	2.0	SR9	4/10/2014 12:00	29.45	114.8	7.34	1.5	SR9	4/10/2014 18:00	29.42	121.9	7.79	2.4
SR9	4/10/2014 0:05	29.62	123.7	8.32	3.2	SR9	4/10/2014 6:05	29.41	124.2	8.34	1.7	SR9	4/10/2014 12:05	29.46	118.6	7.58	1.4	SR9	4/10/2014 18:05	29.40	117.9	7.55	2.9
SR9	4/10/2014 0:10	29.66	126.1	8.48	3.2	SR9	4/10/2014 6:10	29.42	124.7	8.38	2.0	SR9	4/10/2014 12:10	29.45	119.6	7.65	1.0	SR9	4/10/2014 18:10	29.39	117.6	7.52	2.6
SR9	4/10/2014 0:15	29.63	122.1	8.20	2.9	SR9	4/10/2014 6:15	29.43	124.7	8.37	1.6	SR9	4/10/2014 12:15	29.43	118.2	7.56	1.5	SR9	4/10/2014 18:15	29.41	118.5	7.58	2.5
SR9	4/10/2014 0:20	29.63	124.2	8.33	3.3	SR9	4/10/2014 6:20	29.42	124.1	8.31	1.7	SR9	4/10/2014 12:20	29.48	120.5	7.70	1.2	SR9	4/10/2014 18:20	29.41	116.0	7.42	2.8
SR9	4/10/2014 0:25	29.67	126.9	8.50	3.6	SR9	4/10/2014 6:25	29.41	124.1	8.33	1.9	SR9	4/10/2014 12:25	29.46	118.9	7.60	1.3	SR9	4/10/2014 18:25	29.39	111.3	7.12	3.0
SR9	4/10/2014 0:30	29.63	128.2	8.64	3.1	SR9	4/10/2014 6:30	29.40	123.1	8.23	1.7	SR9	4/10/2014 12:30	29.46	118.5	7.58	1.5	SR9	4/10/2014 18:30	29.39	117.1	7.50	2.4
SR9	4/10/2014 0:35	29.71	129.7	8.71	3.5	SR9	4/10/2014 6:35	29.40	123.4	8.28	1.8	SR9	4/10/2014 12:35	29.46	117.2	7.49	1.2	SR9	4/10/2014 18:35	29.37	117.2	7.51	2.7
SR9	4/10/2014 0:40	29.63	125.9	8.46	3.4	SR9	4/10/2014 6:40	29.40	123.0	8.23	2.0	SR9	4/10/2014 12:40	29.45	116.9	7.48	1.3	SR9	4/10/2014 18:40	29.29	117.4	7.53	2.4
SR9	4/10/2014 0:45	29.65	123.5	8.33	3.0	SR9	4/10/2014 6:45	29.39	122.7	8.23	1.6	SR9	4/10/2014 12:45	29.44	115.9	7.41	1.8	SR9	4/10/2014 18:45	29.35	120.5	7.72	2.2
SR9	4/10/2014 0:50	29.72	128.4	8.66	3.3	SR9	4/10/2014 6:50	29.39	123.2	8.25	1.7	SR9	4/10/2014 12:50	29.45	118.4	7.57	1.5	SR9	4/10/2014 18:50	29.34	121.8	7.80	1.9
SR9	4/10/2014 0:55	29.62	123.0	8.24	3.1	SR9	4/10/2014 6:55	29.39	122.6	8.23	1.9	SR9	4/10/2014 12:55	29.45	117.6	7.52	1.6	SR9	4/10/2014 18:55	29.34	121.7	7.80	2.0
SR9	4/10/2014 1:00	29.60	122.8	8.26	2.9	SR9	4/10/2014 7:00	29.39	123.0	8.23	1.6	SR9	4/10/2014 13:00	29.46	118.1	7.55	1.6	SR9	4/10/2014 19:00	29.34	122.5	7.85	1.8
SR9	4/10/2014 1:05	29.59	123.9	8.36	2.7	SR9	4/10/2014 7:05	29.40	122.8	8.23	1.8	SR9	4/10/2014 13:05	29.44	116.8	7.47	1.5	SR9	4/10/2014 19:05	29.35	123.0	7.87	1.8
SR9	4/10/2014 1:10	29.58	123.5	8.34	2.9	SR9	4/10/2014 7:10	29.36	121.6	8.16	1.9	SR9	4/10/2014 13:10	29.45	115.4	7.38	1.8	SR9	4/10/2014 19:10	29.34	124.1	7.95	1.7
SR9	4/10/2014 1:15	29.59	122.7	8.27	3.1	SR9	4/10/2014 7:15	29.35	120.5	8.10	1.8	SR9	4/10/2014 13:15	29.44	116.6	7.46	1.6	SR9	4/10/2014 19:15	29.33	124.1	7.95	1.8
SR9	4/10/2014 1:20	29.60	120.4	8.10	3.3	SR9	4/10/2014 7:20	29.34	119.5	8.01	1.8	SR9	4/10/2014 13:20	29.44	115.7	7.40	1.7	SR9	4/10/2014 19:20	29.29	120.9	7.75	2.0
SR9	4/10/2014 1:25	29.59	119.1	8.02	2.8	SR9	4/10/2014 7:25	29.36	121.3	8.14	1.8	SR9	4/10/2014 13:25	29.44	114.8	7.34	1.6	SR9	4/10/2014 19:25	29.29	118.6	7.60	2.0
SR9	4/10/2014 1:30	29.60	120.5	8.12	3.2	SR9	4/10/2014 7:30	29.38	122.5	8.19	1.6	SR9	4/10/2014 13:30	29.45	116.8	7.47	1.2	SR9	4/10/2014 19:30	29.29	122.2	7.83	1.3
SR9	4/10/2014 1:35	29.59	119.9	8.08	3.0	SR9	4/10/2014 7:35	29.36	121.4	8.11	1.4	SR9	4/10/2014 13:35	29.44	115.4	7.38	1.5	SR9	4/10/2014 19:35	29.29	124.2	7.96	1.2
SR9	4/10/2014 1:40	29.57	120.3	8.10	3.0	SR9	4/10/2014 7:40	29.36	122.2	8.18	1.4	SR9	4/10/2014 13:40	29.45	113.3	7.24	1.7	SR9	4/10/2014 19:40	29.28	124.0	7.95	1.0
SR9	4/10/2014 1:45	29.67	119.0	8.03	3.5	SR9	4/10/2014 7:45	29.35	121.3	8.15	1.5	SR9	4/10/2014 13:45	29.44	114.1	7.29	1.7	SR9	4/10/2014 19:45	29.28	122.6	7.86	1.1
SR9	4/10/2014 1:50	29.61	117.3	7.92	3.3	SR9	4/10/2014 7:50	29.33	121.6	8.18	1.9	SR9	4/10/2014 13:50	29.43	115.6	7.39	1.3	SR9	4/10/2014 19:50	29.27	121.1	7.77	1.3
SR9	4/10/2014 1:55	29.69	121.7	8.15	3.7	SR9	4/10/2014 7:55	29.32	121.0	8.14	1.6	SR9	4/10/2014 13:55	29.44	115.4	7.38	1.1	SR9	4/10/2014 19:55	29.29	121.7	7.82	1.3
SR9	4/10/2014 2:00	29.70	123.0	8.19	3.6	SR9	4/10/2014 8:00	29.32	121.7	8.18	1.6	SR9	4/10/2014 14:00	29.44	118.0	7.54	1.1	SR9	4/10/2014 20:00	29.28	121.9	7.81	1.1
SR9	4/10/2014 2:05	29.68	123.0	8.15	3.3	SR9	4/10/2014 8:05	29.34	121.8	8.18	1.7	SR9	4/10/2014 14:05	29.45	116.2	7.43	1.1	SR9	4/10/2014 20:05	29.26	120.9	7.75	1.7
SR9	4/10/2014 2:10	29.70	122.7	8.13	3.8	SR9	4/10/2014 8:10	29.34	121.4	8.17	1.7	SR9	4/10/2014 14:10	29.46	121.5	7.76	1.3	SR9	4/10/2014 20:10	29.28	119.6	7.67	1.6
SR9	4/10/2014 2:15	29.66	123.8	8.23	3.3	SR9	4/10/2014 8:15	29.33	121.8	8.20	1.5	SR9	4/10/2014 14:15	29.45	115.9	7.41	1.5	SR9	4/10/2014 20:15	29.26	118.1	7.58	1.7
SR9	4/10/2014 2:20	29.62	123.9	8.31	3.6	SR9	4/10/2014 8:20	29.34	122.0	8.20	1.6	SR9	4/10/2014 14:20	29.45	121.4	7.76	1.2	SR9	4/10/2014 20:20	29.27	117.9	7.56	1.6
SR9	4/10/2014 2:25	29.56	122.5	8.20	3.0	SR9	4/10/2014 8:25	29.35	122.5	8.23	1.5	SR9	4/10/2014 14:25	29.46	124.7	7.97	1.3	SR9	4/10/2014 20:25	29.26	116.9	7.50	2.1
SR9	4/10/2014 2:30	29.58	125.0	8.37	3.0	SR9	4/10/2014 8:30	29.37	122.5	8.20	1.4	SR9	4/10/2014 14:30	29.46	124.0	7.93	1.7	SR9	4/10/2014 20:30	29.23	114.9	7.37	1.9
SR9	4/10/2014 2:35	29.62	124.7	8.41	3.2	SR9	4/10/2014 8:35	29.37	122.3	8.21	1.8	SR9	4/10/2014 14:35	29.47	125.5	8.02	1.2	SR9	4/10/2014 20:35	29.24	114.5	7.34	2.0
SR9	4/10/2014 2:40	29.61	126.6	8.52	2.9	SR9	4/10/2014 8:40	29.37	122.2	8.23	1.7	SR9	4/10/2014 14:40	29.48	126.3	8.07	1.1	SR9	4/10/2014 20:40	29.23	112.8	7.23	1.6
SR9	4/10/2014 2:45	29.53	125.1	8.39	2.7	SR9	4/10/2014 8:45	29.37	122.2	8.21	1.8	SR9	4/10/2014 14:45	29.52	128.2	8.18	1.3	SR9	4/10/2014 20:45	29.22	110.8	7.11	2.1
SR9	4/10/2014 2:50	29.58	125.4	8.42	2.8	SR9	4/10/2014 8:50	29.38	122.0	8.17	1.7	SR9	4/10/2014 14:50	29.51	128.3	8.19	1.2	SR9	4/10/2014 20:50	29.21	110.0	7.06	2.5
SR9	4/10/2014 2:55	29.53	126.6	8.58	2.5	SR9	4/10/2014 8:55	29.38	121.5	8.16	1.6	SR9	4/10/2014 14:55	29.55	128.6	8.20	1.4	SR9	4/10/2014 20:55	29.15	107.9	6.93	2.8
SR9	4/10/2014 3:00	29.55	127.3	8.61	2.5	SR9	4/10/2014 9:00	29.38	122.0	8.19	2.0	SR9	4/10/2014 15:00	29.58	131.6	8.39	1.4	SR9	4/10/2014 21:00	29.12	106.0	6.81	2.5
SR9	4/10/2014 3:05	29.55	126.4	8.44	3.0	SR9	4/10/2014 9:05	29.38	122.1	8.21	1.9	SR9	4/10/2014 15:05	29.58	131.4	8.38	1.4	SR9	4/10/2014 21:05	29.08	104.8	6.75	2.8
SR9	4/10/2014 3:10	29.54	127.1	8.41	2.2	SR9	4/10/2014 9:10	29.39	122.8	8.22	2.1	SR9	4/10/2014 15:10	29.59	131.3	8.37	1.5	SR9	4/10/2014 21:10	29.11	105.3	6.77	2.8
SR9	4/10/2014 3:15	29.53	126.1	8.36	2.5	SR9	4/10/2014 9:15	29.39	123.2	8.25	1.6	SR9	4/10/2014 15:15	29.59	131.3	8.37	1.4	SR9	4/10/2014 21:15	29.15	107.8	6.93	2.4
SR9	4/10/2014 3:20	29.53	126.9	8.40	2.6	SR9	4/10/2014 9:20	29.39	123.8	8.32	2.0	SR9	4/10/2014 15:20	29.56	130.0	8.29	1.6	SR9	4/10/2014 21:20	29.13	107.2	6.89	2.6
SR9	4/10/2014 3:25	29.52	125.6	8.30	2.6	SR9	4/10/2014 9:25	29.39	124.2	8.34	1.4	SR9	4/10/2014 15:25	29.56	130.2	8.30	1.5	SR9	4/10/2014 21:25	29.19	108.0	6.93	2.6
SR9	4/10/2014 3:30	29.54	125.8	8.32	2.7	SR9						SR9	4/10/2014 15:30	29.55	130.2	8.31	1.4	SR9	4/10/2014 21:30	29.24	117.3	7.53	1.3
SR9	4/10/2014 3:35	29.54	125.1	8.22	2.5	SR9						SR9	4/10/2014 15:35	29.53	128.3	8.19	1.4	SR9	4/10/2014 21:35	29.24	120.5	7.73	1.3
SR9	4/10/2014 3:40	29.54	126.0	8.37	2.5	SR9						SR9	4/10/2014 15:40	29.54	129.5	8.26	1.5	SR9	4/10/2014 21:40	29.23	121.0	7.77	1.4
SR9	4/10/2014 3:45	29.55	126.1	8.32	2.8	SR9	4/10/2014 9:45	29.40	122.1	7.81	0.2	SR9	4/10/2014 15:45	29.53	131.0	8.36	1.2	SR9	4/10/2014 21:45	29.25	120.0	7.70	1.6
SR9	4/10/2014 3:50	29.54	126.9	8.43	2.5	SR9	4/10/2014 9:50	29.39	122.9	7.86	0.4	SR9	4/10/2014 15:50	29.52	132.5	8.46	1.2	SR9	4/10/2014 21:50	29.26	120.1	7.71	1.4
SR9	4/10/2014 3:55	29.53	127.8	8.43	2.2	SR9	4/10/2014 9:55	29.40	122.8	7.86	0.6	SR9	4/10/2014 15:55	29.51	131.9	8.42	1.1	SR9	4/10/2014 21:55	29.31	123.2	7.90	1.0
SR9	4/10/2014 4:00	29.51	127.7	8.50	2.4	SR9	4/10/2014 10:00	29.40	123.7	7.91	0.7	SR9	4/10/2014 16:00	29.51	131.6	8.41	1.1	SR9	4/10/2014 22:00	29.26	122.8	7.88	0.9
SR9	4/10/2014 4:05	29.51	129.6	8.62	2.3	SR9	4/10/2014 10:05	29.40	123.9	7.93	0.6	SR9	4/10/2014 16:05	29.50	127.2	8.12	1.5	SR9	4/10/2014 22:05	29.20	122.0	7.84	1.6
SR9	4/10/2014 4:10	29.54	129.2	8.57	2.4	SR9	4/10/2014 10:10	29.39	123.8	7.92	0.4	SR9	4/10/2014 16:10	29.49	120.6	7.71	1.8	SR9	4/10/2014 22:10	29.18	122.7	7.88	1.0
SR9	4/10/2014 4:15	29.56	128.4	8.55	1.9	SR9	4/10/2014 10:15	29.38	122.4	7.83	0.5	SR9	4/10/2014 16:15	29.48	115.8	7.40	2.1	SR9	4/10/2014 22:15	29.24	121.9	7.82	1.2
SR9	4/10/2014 4:20	29.55	129.1	8.60	2.0	SR9	4/10/2014 10:20	29.37	118.9	7.61	0.6	SR9	4/10/2014 16:20	29.47	114.6	7.32	2.3	SR9	4/10/2014 22:20	29.20	121.8	7.82	0.9
SR9	4/10/2014 4:25	29.55	128.9	8.57	2.5	SR9	4/10/2014 10:25	29.38	121.6	7.78	0.4	SR9	4/10/2014 16:25	29.46	113.5	7.25	2.3	SR9	4/10/2014 22:25	29.19	122.5	7.87	0.6
SR9	4/10/2014 4:30	29.55	129.0	8.59	2.4	SR9	4/10/2014 10:30	29.38	120.9	7.74	1.0	SR9	4/10/2014 16:30	29.47	114.7	7.33	2.2	SR9	4/10/2014 22:30	29.21	121.7	7.82	0.9
SR9	4/10/2014 4:35	29.55	129.0	8.60	2.1	SR9	4/10/2014 10:35	29.38	119.1	7.62	0.7	SR9	4/10/2014 16:35	29.46	117.5	7.51	1.9	SR9	4/10/2014 22:35	29.20	121.5	7.80	0.8
SR9	4/10/2014 4:40	29.55	129.1	8.58	1.9	SR9	4/10/2014 10:40	29.39	121.3	7.76	0.6	SR9	4/10/2014 16:40	29.47	118.3	7.56	1.8	SR9	4/10/2014 22:40	29.20	120.9	7.76	0.7
SR9	4/10/2014 4:45	29.54	129.1	8.62	1.9	SR9	4/10/2014 10:45	29.40	120.3	7.70	0.6	SR9	4/10/2014 16:45	29.47	120.5	7.70	1.9	SR9	4/10/2014 22:45	29.21	121.7	7.81	0.7
SR9	4/10/2014 4:50	29.55	128.9	8.62	1.9	SR9	4/10/2014 10:50	29.40	121.5	7.77	0.6	SR9	4/10/2014 16:50	29.48	121.8	7.78	2.0	SR9	4/10/2014 22:50	29.21	121.1	7.77	0.7
SR9	4/10/2014 4:55	29.54	128.8	8.60	2.5	SR9	4/10/2014 10:55	29.40	120.8	7.73	0.7	SR9	4/10/2014 16:55	29.48	120.1	7.67	2.1	SR9	4/10/2014 22:55	29.19	120.4	7.73	0.5
SR9	4/10/2014 5:00	29.54	129.2	8.57	1.9	SR9	4/10/2014 11:00	29.40	121.5	7.78	0.7	SR9	4/10/2014 17:00	29.50	120.1	7.67	2.1	SR9	4/10/2014 23:00	29.22	119.6	7.68	0.8
SR9	4/10/2014 5:05	29.54	129.3	8.63	2.0	SR9	4/10/2014 11:05	29.40	120.3	7.70	1.3	SR9	4/10/2014 17:05	29.50	122.7	7.84	1.9	SR9	4/10/2014 23:05	29.29	118.0	7.56	1.0
SR9	4/10/2014 5:10	29.54	129.6	8.61	3.1	SR9	4/10/2014 11:10	29.39	122.3	7.82	0.6	SR9	4/10/2014 17:10	29.49	120.4	7.69	2.2	SR9	4/10/2014 23:10	29.24	116.1	7.45	1.4
SR9	4/10/2014 5:15	29.53	128.2	8.58	1.9	SR9	4/10/2014 11:15	29.41	121.7	7.78	0.6	SR9	4/10/2014 17:15	29.49	119.9	7.66	2.6	SR9	4/10/2014 23:15	29.29	106.7	6.84	3.0
SR9	4/10/2014 5:20	29.53	127.3	8.52	1.9	SR9	4/10/2014 11:20	29.41	118.7	7.59	0.9	SR9	4/10/2014 17:20	29.48	122.6	7.83	1.8	SR9	4/10/2014 23:20	29.32	114.3	7.32	1.7
SR9	4/10/2014 5:25	29.52	126.8	8.44	2.1	SR9	4/10/2014 11:25	29.41	115.1	7.36	1.4	SR9	4/10/2014 17:25	29.49	122.7	7.84	2.2	SR9	4/10/2014 23:25	29.26	112.5	7.22	1.8
SR9	4/10/2014 5:30	29.50	127.4	8.52	1.8	SR9	4/10/2014 11:30	29.42	116.8	7.47	1.2	SR9	4/10/2014 17:30	29.47	125.7	8.03	1.8	SR9	4/10/2014 23:30	29.19	112.6	7.23	2.0
SR9	4/10/2014 5:35	29.50	127.9	8.57	1.4	SR9	4/10/2014 11:35	29.42	114.9	7.35	1.3	SR9	4/10/2014 17:35	29.45	124.9	7.98	1.5	SR9	4/10/2014 23:35	29.17	112.3	7.21	2.0
SR9	4/10/2014 5:40	29.49	127.3	8.51	1.2	SR9	4/10/2014 11:40	29.42	117.0	7.48	1.3	SR9	4/10/2014 17:40	29.44	128.0	8.18	1.7	SR9	4/10/2014 23:40	29.16	111.0	7.13	1.9
SR9	4/10/2014 5:45	29.47	126.5	8.47	1.7	SR9	4/10/2014 11:45	29.44	119.0	7.61	1.2	SR9	4/10/2014 17:45	29.43	125.6	8.03	1.3	SR9	4/10/2014 23:45	29.16	110.9	7.13	2.9
SR9	4/10/2014 5:50	29.44	125.7	8.42	1.9	SR9	4/10/2014 11:50	29.41	115.6	7.39	1.2	SR9	4/10/2014 17:50	29.42	123.8	7.92	1.6	SR9	4/10/2014 23:50	29.18	110.3	7.08	1.9
SR9	4/10/2014 5:55	29.45	125.5	8.42	1.8	SR9	4/10/2014 11:55	29.43	116.5	7.45	1.4	SR9	4/10/2014 17:55	29.43	124.5	7.96	2.1	SR9	4/10/2014 23:55	29.15	109.7	7.05	2.4

Station	Timestamp	Temp (° C)	DO (%)	DO (mg/L)	Tur (NTU)	Station	Timestamp	Temp (° C)	DO (%)	DO (mg/L)	Tur (NTU)	Station	Timestamp	Temp (° C)	DO (%)	DO (mg/L)	Tur (NTU)	Station	Timestamp	Temp (°C)	DO (%)	DO (mg/L)	Tur (NTU)
SR10	4/10/2014 0:00	29.09	91.1	**5.87**	0.9	SR10	4/10/2014 6:00	28.75	84.0	**5.46**	0.1	SR10	4/10/2014 12:00	28.88	78.4	**5.08**	0.1	SR10	4/10/2014 18:00	29.03	87.0	**5.63**	0.1
SR10	4/10/2014 0:05	29.09	91.0	**5.87**	0.8	SR10	4/10/2014 6:05	28.81	83.8	**5.44**	0.1	SR10	4/10/2014 12:05	28.89	77.6	**5.03**	0.1	SR10	4/10/2014 18:05	29.04	83.0	**5.38**	0.2
SR10	4/10/2014 0:10	29.12	93.2	6.00	0.9	SR10	4/10/2014 6:10	28.82	83.3	**5.41**	0.1	SR10	4/10/2014 12:10	28.91	76.6	**4.96**	0.1	SR10	4/10/2014 18:10	29.03	81.3	**5.26**	0.2
SR10	4/10/2014 0:15	29.11	90.9	**5.86**	1.4	SR10	4/10/2014 6:15	28.86	82.4	**5.34**	0.2	SR10	4/10/2014 12:15	28.92	75.9	**4.91**	0.3	SR10	4/10/2014 18:15	29.03	81.1	**5.25**	0.4
SR10	4/10/2014 0:20	29.12	90.8	**5.85**	1.0	SR10	4/10/2014 6:20	28.86	78.0	**5.06**	0.3	SR10	4/10/2014 12:20	28.95	75.9	**4.91**	0.4	SR10	4/10/2014 18:20	29.03	78.6	**5.09**	0.1
SR10	4/10/2014 0:25	29.12	93.4	6.02	0.6	SR10	4/10/2014 6:25	28.94	77.3	**4.99**	0.9	SR10	4/10/2014 12:25	28.98	77.3	**5.00**	0.4	SR10	4/10/2014 18:25	29.02	78.4	**5.07**	0.1
SR10	4/10/2014 0:30	28.99	90.2	**5.84**	0.7	SR10	4/10/2014 6:30	28.99	81.4	**5.25**	0.8	SR10	4/10/2014 12:30	28.98	77.9	**5.04**	0.1	SR10	4/10/2014 18:30	29.02	77.5	**5.02**	0.5
SR10	4/10/2014 0:35	29.10	93.7	6.03	0.7	SR10	4/10/2014 6:35	28.98	80.2	**5.18**	0.6	SR10	4/10/2014 12:35	29.00	79.5	**5.14**	0.3	SR10	4/10/2014 18:35	29.01	79.8	**5.17**	0.4
SR10	4/10/2014 0:40	29.10	93.2	6.01	1.5	SR10	4/10/2014 6:40	29.02	85.1	**5.49**	0.6	SR10	4/10/2014 12:40	28.98	85.1	**5.50**	0.2	SR10	4/10/2014 18:40	29.01	79.2	**5.13**	0.4
SR10	4/10/2014 0:45	29.10	92.8	5.98	0.9	SR10	4/10/2014 6:45	28.95	79.7	**5.15**	0.5	SR10	4/10/2014 12:45	28.94	88.4	**5.72**	0.3	SR10	4/10/2014 18:45	28.98	80.4	**5.21**	0.3
SR10	4/10/2014 0:50	29.09	92.1	**5.93**	0.6	SR10	4/10/2014 6:50	28.73	73.8	**4.80**	0.2	SR10	4/10/2014 12:50	28.99	87.8	**5.68**	0.2	SR10	4/10/2014 18:50	28.97	78.9	**5.12**	1.9
SR10	4/10/2014 0:55	29.08	91.4	**5.90**	0.7	SR10	4/10/2014 6:55	28.79	72.7	**4.71**	0.4	SR10	4/10/2014 12:55	29.02	85.9	**5.56**	0.2	SR10	4/10/2014 18:55	28.96	82.3	**5.34**	0.1
SR10	4/10/2014 1:00	29.09	95.4	6.14	0.8	SR10	4/10/2014 7:00	28.91	80.2	**5.19**	1.5	SR10	4/10/2014 13:00	29.03	99.6	6.45	0.4	SR10	4/10/2014 19:00	28.97	86.0	**5.58**	0.4
SR10	4/10/2014 1:05	29.12	94.4	6.07	1.3	SR10	4/10/2014 7:05	28.85	83.8	**5.43**	0.2	SR10	4/10/2014 13:05	28.99	99.5	6.45	0.4	SR10	4/10/2014 19:05	28.98	83.0	**5.38**	0.3
SR10	4/10/2014 1:10	29.08	93.2	6.01	1.1	SR10	4/10/2014 7:10	28.79	90.9	**5.90**	0.1	SR10	4/10/2014 13:10	28.97	99.8	6.47	0.3	SR10	4/10/2014 19:10	28.97	83.1	**5.39**	0.1
SR10	4/10/2014 1:15	29.08	95.4	6.14	1.6	SR10	4/10/2014 7:15	28.80	89.1	**5.78**	0.1	SR10	4/10/2014 13:15	28.92	100.5	6.53	0.2	SR10	4/10/2014 19:15	28.98	77.1	**5.00**	1.1
SR10	4/10/2014 1:20	29.10	94.7	6.10	2.0	SR10	4/10/2014 7:20	28.79	88.8	**5.76**	0.1	SR10						SR10	4/10/2014 19:20	28.97	79.5	**5.15**	0.7
SR10	4/10/2014 1:25	29.11	92.2	**5.93**	1.6	SR10	4/10/2014 7:25	28.84	88.4	**5.73**	0.2	SR10						SR10	4/10/2014 19:25	28.99	77.3	**5.01**	0.9
SR10	4/10/2014 1:30	29.11	88.8	**5.71**	1.3	SR10	4/10/2014 7:30	28.84	83.4	**5.41**	0.4	SR10						SR10	4/10/2014 19:30	28.96	79.5	**5.16**	0.4
SR10	4/10/2014 1:35	29.06	86.8	**5.59**	1.8	SR10	4/10/2014 7:35	28.82	82.5	**5.35**	0.1	SR10						SR10	4/10/2014 19:35	28.99	76.1	**4.93**	1.2
SR10	4/10/2014 1:40	29.05	86.3	**5.57**	1.8	SR10	4/10/2014 7:40	28.88	84.6	**5.47**	0.4	SR10	4/10/2014 13:40	28.93	100.6	6.53	0.1	SR10	4/10/2014 19:40	28.99	76.4	**4.95**	1.1
SR10	4/10/2014 1:45	29.07	82.1	**5.29**	2.2	SR10	4/10/2014 7:45	28.85	90.8	**5.88**	0.4	SR10	4/10/2014 13:45	28.94	101.0	6.56	0.1	SR10	4/10/2014 19:45	28.99	79.4	**5.15**	1.1
SR10	4/10/2014 1:50	29.07	83.5	**5.37**	4.5	SR10	4/10/2014 7:50	28.81	91.7	**5.94**	0.4	SR10	4/10/2014 13:50	28.97	100.3	6.50	0.2	SR10	4/10/2014 19:50	28.99	83.2	**5.39**	1.1
SR10	4/10/2014 1:55	29.02	88.6	**5.72**	1.1	SR10	4/10/2014 7:55	28.80	92.1	5.97	0.3	SR10	4/10/2014 13:55	28.96	100.1	6.49	0.1	SR10	4/10/2014 19:55	28.98	86.0	**5.57**	0.6
SR10	4/10/2014 2:00	29.04	88.5	**5.71**	2.8	SR10	4/10/2014 8:00	28.79	91.6	**5.94**	0.2	SR10	4/10/2014 14:00	28.96	99.9	6.48	0.2	SR10	4/10/2014 20:00	28.98	90.8	**5.89**	0.1
SR10	4/10/2014 2:05	28.93	87.8	**5.68**	1.4	SR10	4/10/2014 8:05	28.79	92.0	**5.96**	0.3	SR10	4/10/2014 14:05	28.99	99.1	6.42	0.9	SR10	4/10/2014 20:05	29.03	94.4	6.11	0.1
SR10	4/10/2014 2:10	28.84	91.0	**5.91**	3.0	SR10	4/10/2014 8:10	28.79	92.4	5.99	0.3	SR10	4/10/2014 14:10	28.99	99.3	6.43	0.6	SR10	4/10/2014 20:10	29.02	95.6	6.19	0.1
SR10	4/10/2014 2:15	28.92	92.2	5.97	**15.5**	SR10	4/10/2014 8:15	28.78	91.9	**5.96**	0.1	SR10	4/10/2014 14:15	29.01	99.7	6.46	0.2	SR10	4/10/2014 20:15	28.97	94.9	6.15	0.1
SR10	4/10/2014 2:20	28.93	92.1	**5.96**	**15.6**	SR10	4/10/2014 8:20	28.79	90.5	**5.87**	0.1	SR10	4/10/2014 14:20	29.05	101.4	6.56	0.5	SR10	4/10/2014 20:20	28.98	93.1	6.04	0.1
SR10	4/10/2014 2:25	28.85	92.7	6.01	**11.9**	SR10	4/10/2014 8:25	28.80	86.8	**5.62**	0.2	SR10	4/10/2014 14:25	29.03	103.8	6.73	0.1	SR10	4/10/2014 20:25	28.97	92.8	6.02	0.2
SR10	4/10/2014 2:30	28.93	96.0	6.22	**6.4**	SR10	4/10/2014 8:30	28.80	85.1	**5.52**	0.4	SR10	4/10/2014 14:30	29.03	104.1	6.75	0.2	SR10	4/10/2014 20:30	28.98	92.0	5.97	0.1
SR10	4/10/2014 2:35	28.91	96.2	6.24	**17.8**	SR10	4/10/2014 8:35	28.81	81.9	**5.30**	0.3	SR10	4/10/2014 14:35	29.04	104.4	6.76	0.1	SR10	4/10/2014 20:35	28.98	90.7	**5.88**	0.2
SR10	4/10/2014 2:40	28.89	96.7	6.27	0.5	SR10	4/10/2014 8:40	28.81	79.8	**5.17**	0.2	SR10	4/10/2014 14:40	29.04	105.0	6.80	0.3	SR10	4/10/2014 20:40	28.99	89.6	**5.81**	0.1
SR10	4/10/2014 2:45	28.89	96.5	6.26	1.4	SR10	4/10/2014 8:45	28.80	81.1	**5.26**	0.1	SR10	4/10/2014 14:45	29.04	105.0	6.80	0.2	SR10	4/10/2014 20:45	28.99	87.1	**5.64**	0.2
SR10	4/10/2014 2:50	28.91	96.2	6.24	0.9	SR10	4/10/2014 8:50	28.79	85.3	**5.53**	0.2	SR10	4/10/2014 14:50	29.02	104.6	6.77	0.5	SR10	4/10/2014 20:50	29.00	85.8	**5.56**	0.4
SR10	4/10/2014 2:55	28.88	96.6	6.27	0.8	SR10	4/10/2014 8:55	28.81	90.7	**5.88**	0.3	SR10	4/10/2014 14:55	29.03	104.6	6.78	0.6	SR10	4/10/2014 20:55	29.01	85.6	**5.54**	4.3
SR10	4/10/2014 3:00	28.88	96.1	6.23	**18.6**	SR10	4/10/2014 9:00	28.75	91.6	**5.94**	0.4	SR10	4/10/2014 15:00	29.02	104.4	6.77	0.2	SR10	4/10/2014 21:00	29.01	84.5	**5.47**	0.4
SR10	4/10/2014 3:05	28.87	96.4	6.26	3.3	SR10	4/10/2014 9:05	28.75	91.6	**5.95**	0.4	SR10	4/10/2014 15:05	29.02	103.1	6.68	0.1	SR10	4/10/2014 21:05	29.01	84.0	**5.44**	0.1
SR10	4/10/2014 3:10	28.89	95.5	6.19	0.5	SR10	4/10/2014 9:10	28.72	91.5	**5.94**	0.4	SR10	4/10/2014 15:10	29.02	102.3	6.62	0.4	SR10	4/10/2014 21:10	29.01	82.9	**5.36**	1.0
SR10	4/10/2014 3:15	28.90	94.3	6.11	**21.8**	SR10	4/10/2014 9:15	28.71	91.6	**5.95**	0.2	SR10	4/10/2014 15:15	29.02	99.1	6.42	0.2	SR10	4/10/2014 21:15	29.01	80.3	**5.20**	1.0
SR10	4/10/2014 3:20	28.90	94.8	6.14	**7.0**	SR10	4/10/2014 9:20	28.68	91.9	5.97	0.4	SR10	4/10/2014 15:20	29.00	104.8	6.79	0.3	SR10	4/10/2014 21:20	29.01	81.2	**5.25**	0.6
SR10	4/10/2014 3:25	28.91	95.2	6.17	0.7	SR10	4/10/2014 9:25	28.69	91.7	**5.96**	0.4	SR10	4/10/2014 15:25	29.03	104.7	6.78	0.4	SR10	4/10/2014 21:25	29.01	80.4	**5.20**	1.3
SR10	4/10/2014 3:30	28.92	95.6	6.19	**18.4**	SR10	4/10/2014 9:30	28.71	91.7	**5.96**	0.2	SR10	4/10/2014 15:30	29.03	103.4	6.70	0.4	SR10	4/10/2014 21:30	29.01	85.4	**5.53**	0.9
SR10	4/10/2014 3:35	28.93	96.1	6.22	1.0	SR10	4/10/2014 9:35	28.74	91.2	**5.92**	0.3	SR10	4/10/2014 15:35	29.03	98.4	6.37	0.4	SR10	4/10/2014 21:35	29.01	83.5	**5.40**	1.2
SR10	4/10/2014 3:40	28.94	95.9	6.20	**12.1**	SR10	4/10/2014 9:40	28.77	90.5	**5.87**	0.4	SR10	4/10/2014 15:40	29.03	92.2	5.97	0.5	SR10	4/10/2014 21:40	29.00	77.9	**5.04**	1.5
SR10	4/10/2014 3:45	28.90	96.4	6.25	0.4	SR10	4/10/2014 9:45	28.82	93.4	6.05	0.4	SR10	4/10/2014 15:45	29.03	95.3	6.17	0.4	SR10	4/10/2014 21:45	29.00	75.4	**4.88**	0.9
SR10	4/10/2014 3:50	28.91	96.2	6.23	**10.2**	SR10	4/10/2014 9:50	28.79	93.0	6.03	0.2	SR10	4/10/2014 15:50	29.03	91.5	**5.92**	0.1	SR10	4/10/2014 21:50	29.00	77.8	**5.03**	0.8
SR10	4/10/2014 3:55	28.82	96.4	6.27	**13.1**	SR10	4/10/2014 9:55	28.78	93.7	6.08	0.4	SR10	4/10/2014 15:55	29.03	91.3	**5.91**	0.5	SR10	4/10/2014 21:55	29.00	84.5	**5.46**	0.8
SR10	4/10/2014 4:00	28.96	93.2	6.03	1.9	SR10	4/10/2014 10:00	29.06	94.2	6.09	0.3	SR10	4/10/2014 16:00	29.03	96.2	6.23	0.2	SR10	4/10/2014 22:00	28.99	83.5	**5.40**	0.7
SR10	4/10/2014 4:05	28.96	90.7	**5.86**	1.7	SR10	4/10/2014 10:05	29.20	94.1	6.07	0.2	SR10	4/10/2014 16:05	29.03	83.9	**5.43**	0.1	SR10	4/10/2014 22:05	28.99	86.2	**5.57**	0.3
SR10	4/10/2014 4:10	28.97	89.6	**5.79**	**9.1**	SR10	4/10/2014 10:10	29.21	93.4	6.02	0.4	SR10	4/10/2014 16:10	29.03	86.5	**5.60**	0.2	SR10	4/10/2014 22:10	29.00	88.2	**5.70**	0.6
SR10	4/10/2014 4:15	28.95	88.3	**5.71**	**12.7**	SR10	4/10/2014 10:15	29.19	93.2	6.00	0.6	SR10	4/10/2014 16:15	29.04	84.4	**5.46**	0.4	SR10	4/10/2014 22:15	28.99	86.5	**5.59**	0.7
SR10	4/10/2014 4:20	28.94	84.2	**5.45**	2.6	SR10	4/10/2014 10:20	29.21	92.7	5.97	0.4	SR10	4/10/2014 16:20	29.04	78.3	**5.06**	0.1	SR10	4/10/2014 22:20	28.99	84.6	**5.47**	1.0
SR10	4/10/2014 4:25	28.94	80.4	**5.19**	2.3	SR10	4/10/2014 10:25	29.14	93.3	6.02	0.2	SR10	4/10/2014 16:25	29.03	80.0	**5.17**	0.1	SR10	4/10/2014 22:25	28.99	86.5	**5.59**	0.8
SR10	4/10/2014 4:30	28.96	80.2	**5.18**	3.2	SR10	4/10/2014 10:30	29.09	94.0	6.07	0.1	SR10	4/10/2014 16:30	29.04	94.3	6.11	0.1	SR10	4/10/2014 22:30	28.98	85.5	**5.53**	1.5
SR10	4/10/2014 4:35	28.96	80.4	**5.19**	1.7	SR10	4/10/2014 10:35	29.07	93.7	6.05	0.2	SR10	4/10/2014 16:35	29.04	89.6	**5.80**	0.6	SR10	4/10/2014 22:35	28.98	86.4	**5.59**	2.1
SR10	4/10/2014 4:40	28.96	79.0	**5.10**	2.5	SR10	4/10/2014 10:40	29.03	93.4	6.04	0.6	SR10	4/10/2014 16:40	29.04	86.7	**5.61**	2.1	SR10	4/10/2014 22:40	28.98	86.3	**5.58**	1.1
SR10	4/10/2014 4:45	28.97	82.4	**5.32**	2.7	SR10	4/10/2014 10:45	28.74	95.0	6.17	0.3	SR10	4/10/2014 16:45	29.04	88.6	**5.73**	0.4	SR10	4/10/2014 22:45	28.98	86.5	**5.60**	1.2
SR10	4/10/2014 4:50	28.98	85.8	**5.54**	1.5	SR10	4/10/2014 10:50	28.76	94.6	6.15	0.2	SR10	4/10/2014 16:50	29.04	83.7	**5.41**	0.2	SR10	4/10/2014 22:50	28.98	85.6	**5.54**	1.4
SR10	4/10/2014 4:55	28.97	87.0	**5.62**	2.2	SR10	4/10/2014 10:55	28.80	91.0	**5.91**	0.4	SR10	4/10/2014 16:55	29.03	84.5	**5.47**	0.2	SR10	4/10/2014 22:55	28.98	87.2	**5.64**	0.9
SR10	4/10/2014 5:00	28.96	84.2	**5.44**	1.7	SR10	4/10/2014 11:00	28.85	88.8	**5.75**	0.1	SR10	4/10/2014 17:00	29.04	88.2	**5.71**	0.1	SR10	4/10/2014 23:00	28.98	86.6	**5.60**	1.1
SR10	4/10/2014 5:05	28.96	83.6	**5.40**	1.9	SR10	4/10/2014 11:05	28.80	92.8	6.03	0.4	SR10	4/10/2014 17:05	29.04	86.1	**5.57**	0.2	SR10	4/10/2014 23:05	28.98	85.4	**5.53**	2.0
SR10	4/10/2014 5:10	28.95	82.0	**5.30**	3.2	SR10	4/10/2014 11:10	28.71	95.1	6.19	0.4	SR10	4/10/2014 17:10	29.04	84.9	**5.50**	0.3	SR10	4/10/2014 23:10	28.98	84.8	**5.48**	3.0
SR10	4/10/2014 5:15	28.95	80.1	**5.18**	1.5	SR10	4/10/2014 11:15	28.68	96.7	6.30	0.2	SR10	4/10/2014 17:15	29.05	84.7	**5.48**	0.4	SR10	4/10/2014 23:15	28.98	85.8	**5.55**	1.2
SR10	4/10/2014 5:20	28.70	72.1	**4.70**	0.9	SR10	4/10/2014 11:20	28.71	96.4	6.27	0.2	SR10	4/10/2014 17:20	29.05	86.2	**5.58**	0.1	SR10	4/10/2014 23:20	28.98	85.3	**5.52**	1.0
SR10	4/10/2014 5:25	28.78	80.7	**5.24**	1.9	SR10	4/10/2014 11:25	28.72	96.6	6.29	0.7	SR10	4/10/2014 17:25	29.04	86.4	**5.59**	0.2	SR10	4/10/2014 23:25	28.98	85.3	**5.52**	1.4
SR10	4/10/2014 5:30	28.87	89.7	**5.81**	0.9	SR10	4/10/2014 11:30	28.75	96.0	6.24	0.1	SR10	4/10/2014 17:30	29.07	92.4	5.98	1.2	SR10	4/10/2014 23:30	28.98	85.9	**5.56**	1.9
SR10	4/10/2014 5:35	28.87	89.9	**5.83**	4.7	SR10	4/10/2014 11:35	28.77	95.0	6.17	0.3	SR10	4/10/2014 17:35	29.04	95.8	6.20	0.3	SR10	4/10/2014 23:35	28.98	86.9	**5.62**	1.4
SR10	4/10/2014 5:40	28.85	88.7	**5.76**	2.2	SR10	4/10/2014 11:40	28.78	92.5	6.01	0.3	SR10	4/10/2014 17:40	29.04	93.6	6.06	0.4	SR10	4/10/2014 23:40	28.96	88.8	**5.75**	0.8
SR10	4/10/2014 5:45	28.86	86.8	**5.63**	1.2	SR10	4/10/2014 11:45	28.80	89.4	**5.81**	0.2	SR10	4/10/2014 17:45	29.04	89.3	**5.78**	0.2	SR10	4/10/2014 23:45	28.96	88.3	**5.71**	1.0
SR10	4/10/2014 5:50	28.77	83.8	**5.45**	0.8	SR10	4/10/2014 11:50	28.84	82.1	**5.33**	0.3	SR10	4/10/2014 17:50	29.03	89.7	**5.81**	0.2	SR10	4/10/2014 23:50	28.96	87.5	**5.66**	0.6
SR10	4/10/2014 5:55	28.79	84.0	**5.46**	0.4	SR10	4/10/2014 11:55	28.86	80.0	**5.19**	0.3	SR10	4/10/2014 17:55	29.03	89.3	**5.79**	0.7	SR10	4/10/2014 23:55	28.85	85.2	**5.53**	0.4

Station	Timestamp	Temp (° C)	DO (%)	DO (mg/L)	Tur (NTU)	Station	Timestamp	Temp (° C)	DO (%)	DO (mg/L)	Tur (NTU)	Station	Timestamp	Temp (° C)	DO (%)	DO (mg/L)	Tur (NTU)	Station	Timestamp	Temp (°C)	DO (%)	DO (mg/L)	Tur (NTU)
SR11	4/10/2014 0:00	29.26	80.9	**5.25**	0.2	SR11	4/10/2014 6:00	29.01	75.6	**4.95**	0.2	SR11	4/10/2014 12:00	28.90	83.6	**5.49**	0.3	SR11	4/10/2014 18:00	29.04	95.9	6.27	0.3
SR11	4/10/2014 0:05	29.22	78.5	**5.11**	0.3	SR11	4/10/2014 6:05	28.99	74.2	**4.86**	0.4	SR11	4/10/2014 12:05	28.89	82.9	**5.45**	0.2	SR11	4/10/2014 18:05	29.13	95.7	6.25	0.3
SR11	4/10/2014 0:10	29.22	80.7	**5.25**	0.2	SR11	4/10/2014 6:10	28.92	72.2	**4.74**	0.1	SR11	4/10/2014 12:10	28.92	84.8	**5.56**	0.3	SR11	4/10/2014 18:10	29.16	100.0	6.51	0.3
SR11	4/10/2014 0:15	29.19	83.7	**5.44**	0.3	SR11	4/10/2014 6:15	28.84	74.4	**4.89**	0.2	SR11	4/10/2014 12:15	28.95	86.5	**5.67**	0.1	SR11	4/10/2014 18:15	29.13	97.2	6.33	0.1
SR11	4/10/2014 0:20	29.19	78.7	**5.12**	0.3	SR11	4/10/2014 6:20	28.93	76.6	**5.02**	0.3	SR11	4/10/2014 12:20	28.95	86.4	**5.67**	0.4	SR11	4/10/2014 18:20	29.12	98.2	6.40	0.2
SR11	4/10/2014 0:25	29.21	80.9	**5.25**	0.4	SR11	4/10/2014 6:25	28.88	76.1	**5.00**	0.2	SR11	4/10/2014 12:25	28.99	88.6	**5.81**	0.3	SR11	4/10/2014 18:25	29.18	101.6	6.61	0.2
SR11	4/10/2014 0:30	29.18	77.6	**5.05**	0.4	SR11	4/10/2014 6:30	28.87	76.8	**5.04**	0.5	SR11	4/10/2014 12:30	29.10	89.5	**5.84**	0.1	SR11	4/10/2014 18:30	29.06	94.5	6.17	0.5
SR11	4/10/2014 0:35	29.15	71.3	**4.64**	0.6	SR11	4/10/2014 6:35	28.63	78.9	**5.22**	0.1	SR11	4/10/2014 12:35	29.10	89.7	**5.85**	0.1	SR11	4/10/2014 18:35	29.07	92.5	6.05	0.1
SR11	4/10/2014 0:40	29.14	83.4	**5.43**	0.3	SR11	4/10/2014 6:40	28.58	82.9	**5.49**	0.1	SR11	4/10/2014 12:40	29.08	91.6	5.99	0.7	SR11	4/10/2014 18:40	29.10	94.7	6.18	0.3
SR11	4/10/2014 0:45	29.10	87.1	**5.68**	0.1	SR11	4/10/2014 6:45	28.59	83.3	**5.51**	0.1	SR11	4/10/2014 12:45	28.96	88.9	**5.83**	0.2	SR11	4/10/2014 18:45	29.10	96.0	6.27	0.2
SR11	4/10/2014 0:50	29.09	88.8	**5.80**	0.1	SR11	4/10/2014 6:50	28.55	81.0	**5.36**	0.1	SR11	4/10/2014 12:50	29.09	94.0	6.13	0.1	SR11	4/10/2014 18:50	29.10	94.7	6.18	0.1
SR11	4/10/2014 0:55	29.12	87.6	**5.71**	0.2	SR11	4/10/2014 6:55	28.52	80.1	**5.32**	0.3	SR11	4/10/2014 12:55	29.08	93.1	6.08	0.1	SR11	4/10/2014 18:55	29.00	89.2	**5.84**	0.2
SR11	4/10/2014 1:00	29.09	76.1	**4.96**	0.2	SR11	4/10/2014 7:00	28.59	75.3	**4.98**	0.2	SR11	4/10/2014 13:00	29.07	92.4	6.03	0.1	SR11	4/10/2014 19:00	29.05	95.2	6.23	2.1
SR11	4/10/2014 1:05	29.13	89.7	**5.85**	0.3	SR11	4/10/2014 7:05	28.67	75.1	**4.96**	0.1	SR11	4/10/2014 13:05	29.03	91.1	**5.95**	0.2	SR11	4/10/2014 19:05	29.12	95.9	6.25	0.1
SR11	4/10/2014 1:10	29.09	88.3	**5.77**	0.3	SR11	4/10/2014 7:10	28.75	74.1	**4.88**	0.5	SR11	4/10/2014 13:10	29.07	94.9	6.19	0.1	SR11	4/10/2014 19:10	29.12	91.7	5.97	0.1
SR11	4/10/2014 1:15	29.08	88.7	**5.79**	0.3	SR11	4/10/2014 7:15	28.72	73.2	**4.82**	0.4	SR11	4/10/2014 13:15	29.01	96.1	6.27	0.3	SR11	4/10/2014 19:15	29.13	88.7	**5.78**	0.1
SR11	4/10/2014 1:20	29.09	86.2	**5.63**	0.4	SR11	4/10/2014 7:20	28.75	73.0	**4.81**	0.3	SR11	4/10/2014 13:20	28.87	86.6	**5.68**	0.2	SR11	4/10/2014 19:20	29.09	79.7	**5.20**	0.1
SR11	4/10/2014 1:25	29.05	77.6	**5.06**	0.2	SR11	4/10/2014 7:25	28.67	72.7	**4.80**	0.3	SR11	4/10/2014 13:25	28.88	81.8	**5.37**	0.1	SR11	4/10/2014 19:25	29.10	78.0	**5.09**	0.3
SR11	4/10/2014 1:30	29.07	86.7	**5.65**	0.3	SR11	4/10/2014 7:30	28.69	73.0	**4.82**	0.3	SR11	4/10/2014 13:30	28.93	86.4	**5.67**	0.3	SR11	4/10/2014 19:30	28.97	82.6	**5.41**	0.1
SR11	4/10/2014 1:35	29.06	87.7	**5.73**	0.2	SR11	4/10/2014 7:35	28.70	78.8	**5.20**	0.7	SR11	4/10/2014 13:35	28.83	82.4	**5.42**	0.1	SR11	4/10/2014 19:35	29.11	90.7	**5.91**	0.2
SR11	4/10/2014 1:40	29.04	85.0	**5.55**	0.3	SR11	4/10/2014 7:40	28.52	76.7	**5.08**	0.4	SR11	4/10/2014 13:40	28.91	88.4	**5.80**	0.1	SR11	4/10/2014 19:40	29.12	85.9	**5.60**	0.2
SR11	4/10/2014 1:45	29.01	87.2	**5.70**	0.2	SR11	4/10/2014 7:45	28.61	82.9	**5.48**	0.1	SR11	4/10/2014 13:45	28.86	82.3	**5.41**	0.1	SR11	4/10/2014 19:45	29.05	83.6	**5.47**	0.3
SR11	4/10/2014 1:50	28.82	89.7	**5.90**	0.9	SR11	4/10/2014 7:50	28.53	78.2	**5.18**	0.4	SR11	4/10/2014 13:50	28.84	79.2	**5.21**	0.4	SR11	4/10/2014 19:50	29.11	82.6	**5.38**	0.6
SR11	4/10/2014 1:55	28.85	90.2	**5.92**	0.5	SR11	4/10/2014 7:55	28.41	85.1	**5.66**	0.4	SR11	4/10/2014 13:55	28.92	87.7	**5.75**	0.1	SR11	4/10/2014 19:55	29.05	81.9	**5.36**	0.1
SR11	4/10/2014 2:00	28.87	91.6	6.01	0.4	SR11	4/10/2014 8:00	28.28	85.0	**5.67**	0.3	SR11	4/10/2014 14:00	28.91	85.6	**5.61**	0.3	SR11	4/10/2014 20:00	29.05	78.9	**5.15**	0.1
SR11	4/10/2014 2:05	28.84	91.6	6.02	0.5	SR11	4/10/2014 8:05	28.28	89.2	**5.94**	0.2	SR11	4/10/2014 14:05	28.89	85.2	**5.59**	0.1	SR11	4/10/2014 20:05	29.09	79.0	**5.15**	0.1
SR11	4/10/2014 2:10	28.88	91.7	6.02	0.5	SR11	4/10/2014 8:10	28.26	90.1	6.00	0.2	SR11	4/10/2014 14:10	28.86	77.1	**5.07**	0.1	SR11	4/10/2014 20:10	29.10	70.2	**4.58**	0.3
SR11	4/10/2014 2:15	28.85	91.6	6.02	0.4	SR11	4/10/2014 8:15	28.48	89.2	**5.91**	0.7	SR11	4/10/2014 14:15	28.89	78.7	**5.17**	0.3	SR11	4/10/2014 20:15	29.09	70.6	**4.60**	0.2
SR11	4/10/2014 2:20	28.87	92.1	6.04	0.4	SR11	4/10/2014 8:20	28.51	88.9	**5.90**	0.2	SR11	4/10/2014 14:20	28.93	84.6	**5.55**	0.3	SR11	4/10/2014 20:20	29.12	76.4	**4.97**	0.5
SR11	4/10/2014 2:25	28.86	91.6	6.02	0.6	SR11	4/10/2014 8:25	28.49	89.6	**5.94**	0.2	SR11	4/10/2014 14:25	28.91	85.8	**5.64**	0.2	SR11	4/10/2014 20:25	29.10	66.0	**4.31**	0.4
SR11	4/10/2014 2:30	28.91	90.6	**5.94**	0.3	SR11	4/10/2014 8:30	28.53	89.6	**5.94**	0.1	SR11	4/10/2014 14:30	28.85	79.1	**5.21**	0.1	SR11	4/10/2014 20:30	29.08	65.9	**4.30**	0.2
SR11	4/10/2014 2:35	28.95	93.2	6.10	0.5	SR11	4/10/2014 8:35	28.51	90.5	6.00	0.2	SR11	4/10/2014 14:35	28.87	77.8	**5.12**	0.2	SR11	4/10/2014 20:35	29.12	65.4	**4.26**	0.8
SR11	4/10/2014 2:40	28.97	92.6	6.06	0.3	SR11	4/10/2014 8:40	28.62	89.2	**5.90**	0.1	SR11	4/10/2014 14:40	28.86	80.5	**5.30**	0.3	SR11	4/10/2014 20:40	29.09	66.6	**4.34**	0.3
SR11	4/10/2014 2:45	28.97	91.4	5.98	0.3	SR11	4/10/2014 8:45	28.64	88.7	**5.87**	0.2	SR11	4/10/2014 14:45	28.91	84.3	**5.55**	0.2	SR11	4/10/2014 20:45	29.02	67.5	**4.42**	0.2
SR11	4/10/2014 2:50	28.97	85.7	**5.61**	0.3	SR11	4/10/2014 8:50	28.62	89.1	**5.89**	0.5	SR11	4/10/2014 14:50	29.01	96.4	6.32	0.2	SR11	4/10/2014 20:50	29.09	66.8	**4.35**	0.2
SR11	4/10/2014 2:55	29.01	86.9	**5.68**	0.4	SR11	4/10/2014 8:55	28.68	87.9	**5.80**	0.2	SR11	4/10/2014 14:55	28.92	82.1	**5.40**	0.2	SR11	4/10/2014 20:55	29.08	71.9	**4.68**	0.2
SR11	4/10/2014 3:00	28.92	89.5	**5.86**	0.2	SR11	4/10/2014 9:00	28.60	88.9	**5.88**	0.5	SR11	4/10/2014 15:00	29.00	85.4	**5.60**	0.1	SR11	4/10/2014 21:00	29.09	71.2	**4.64**	0.1
SR11	4/10/2014 3:05	29.02	84.0	**5.49**	0.3	SR11	4/10/2014 9:05	28.60	86.9	**5.75**	0.1	SR11	4/10/2014 15:05	28.91	82.7	**5.44**	0.3	SR11	4/10/2014 21:05	29.09	74.4	**4.85**	0.3
SR11	4/10/2014 3:10	29.03	84.1	**5.49**	0.3	SR11	4/10/2014 9:10	28.61	86.6	**5.73**	0.2	SR11	4/10/2014 15:10	29.06	88.6	**5.78**	0.3	SR11	4/10/2014 21:10	29.08	72.9	**4.76**	0.3
SR11	4/10/2014 3:15	29.03	89.9	**5.88**	0.2	SR11	4/10/2014 9:15	28.66	85.9	**5.67**	0.5	SR11	4/10/2014 15:15	29.04	94.0	6.15	0.1	SR11	4/10/2014 21:15	29.09	76.1	**4.96**	0.1
SR11	4/10/2014 3:20	28.98	91.6	5.99	0.1	SR11	4/10/2014 9:20	28.64	74.8	**4.94**	0.1	SR11	4/10/2014 15:20	28.99	86.8	**5.69**	0.1	SR11	4/10/2014 21:20	29.07	76.6	**5.00**	0.3
SR11	4/10/2014 3:25	28.99	90.2	**5.90**	0.1	SR11	4/10/2014 9:25	28.63	70.6	**4.66**	0.2	SR11	4/10/2014 15:25	28.96	81.8	**5.36**	0.3	SR11	4/10/2014 21:25	29.10	76.1	**4.97**	0.1
SR11	4/10/2014 3:30	29.00	82.4	**5.39**	0.2	SR11	4/10/2014 9:30	28.70	68.9	**4.54**	0.5	SR11	4/10/2014 15:30	29.01	93.4	6.12	0.2	SR11	4/10/2014 21:30	29.06	75.0	**4.90**	0.2
SR11	4/10/2014 3:35	29.02	79.8	**5.21**	0.4	SR11	4/10/2014 9:35	28.81	72.1	**4.73**	0.1	SR11	4/10/2014 15:35	28.98	90.8	**5.96**	0.3	SR11	4/10/2014 21:35	29.07	73.2	**4.78**	0.1
SR11	4/10/2014 3:40	29.00	78.9	**5.16**	0.3	SR11	4/10/2014 9:40	28.95	79.3	**5.19**	0.2	SR11	4/10/2014 15:40	29.06	91.1	**5.96**	0.1	SR11	4/10/2014 21:40	29.08	74.6	**4.86**	0.4
SR11	4/10/2014 3:45	28.94	82.0	**5.36**	0.1	SR11	4/10/2014 9:45	28.87	78.8	**5.16**	0.3	SR11	4/10/2014 15:45	29.03	89.4	**5.86**	0.1	SR11	4/10/2014 21:45	29.08	78.1	**5.08**	0.1
SR11	4/10/2014 3:50	28.97	84.3	**5.51**	0.3	SR11	4/10/2014 9:50	28.74	68.2	**4.48**	0.3	SR11	4/10/2014 15:50	29.06	90.8	**5.94**	0.1	SR11	4/10/2014 21:50	29.07	75.9	**4.95**	0.2
SR11	4/10/2014 3:55	28.99	79.1	**5.17**	0.2	SR11	4/10/2014 9:55	28.76	66.0	**4.33**	0.2	SR11	4/10/2014 15:55	29.08	88.4	**5.78**	0.3	SR11	4/10/2014 21:55	29.11	75.8	**4.93**	0.4
SR11	4/10/2014 4:00	28.95	85.3	**5.58**	0.3	SR11	4/10/2014 10:00	28.71	67.5	**4.44**	0.1	SR11	4/10/2014 16:00	29.01	85.1	**5.56**	0.3	SR11	4/10/2014 22:00	29.08	75.3	**4.90**	0.4
SR11	4/10/2014 4:05	28.90	90.8	**5.94**	0.2	SR11	4/10/2014 10:05	28.84	71.3	**4.67**	0.1	SR11	4/10/2014 16:05	29.07	90.3	**5.91**	0.2	SR11	4/10/2014 22:05	29.09	74.5	**4.86**	0.7
SR11	4/10/2014 4:10	28.95	83.3	**5.45**	0.1	SR11	4/10/2014 10:10	28.70	70.8	**4.65**	0.1	SR11	4/10/2014 16:10	29.09	99.1	6.49	0.3	SR11	4/10/2014 22:10	29.08	76.7	**5.00**	0.1
SR11	4/10/2014 4:15	28.93	87.1	**5.70**	0.2	SR11	4/10/2014 10:15	28.89	72.8	**4.76**	0.3	SR11	4/10/2014 16:15	29.08	93.5	6.10	0.2	SR11	4/10/2014 22:15	29.09	77.6	**5.05**	0.1
SR11	4/10/2014 4:20	28.93	86.4	**5.65**	0.3	SR11	4/10/2014 10:20	28.72	72.3	**4.76**	0.2	SR11	4/10/2014 16:20	29.10	93.8	6.11	0.9	SR11	4/10/2014 22:20	29.12	81.6	**5.31**	0.3
SR11	4/10/2014 4:25	28.94	79.3	**5.19**	0.2	SR11	4/10/2014 10:25	28.82	72.9	**4.78**	0.2	SR11	4/10/2014 16:25	29.05	88.6	**5.79**	0.2	SR11	4/10/2014 22:25	29.07	76.7	**5.00**	0.7
SR11	4/10/2014 4:30	28.89	87.3	**5.72**	0.3	SR11	4/10/2014 10:30	28.84	67.7	**4.43**	0.2	SR11	4/10/2014 16:30	29.11	90.8	**5.91**	0.3	SR11	4/10/2014 22:30	29.06	74.8	**4.87**	0.5
SR11	4/10/2014 4:35	28.90	81.6	**5.35**	0.1	SR11	4/10/2014 10:35	28.83	70.3	**4.60**	0.2	SR11	4/10/2014 16:35	29.07	86.7	**5.67**	0.1	SR11	4/10/2014 22:35	29.09	78.2	**5.08**	0.3
SR11	4/10/2014 4:40	28.90	81.3	**5.33**	0.1	SR11	4/10/2014 10:40	28.84	68.6	**4.49**	0.2	SR11	4/10/2014 16:40	29.11	91.4	**5.95**	0.1	SR11	4/10/2014 22:40	29.06	74.5	**4.85**	0.5
SR11	4/10/2014 4:45	28.90	81.3	**5.33**	0.1	SR11	4/10/2014 10:45	28.81	67.2	**4.40**	0.3	SR11	4/10/2014 16:45	29.16	105.5	6.86	0.1	SR11	4/10/2014 22:45	29.09	74.9	**4.88**	0.3
SR11	4/10/2014 4:50	28.92	79.3	**5.19**	0.1	SR11	4/10/2014 10:50	28.97	75.4	**4.92**	0.2	SR11	4/10/2014 16:50	29.14	100.0	6.53	0.3	SR11	4/10/2014 22:50	29.10	74.8	**4.87**	0.5
SR11	4/10/2014 4:55	28.90	76.3	**5.00**	0.1	SR11	4/10/2014 10:55	29.21	81.7	**5.30**	0.4	SR11	4/10/2014 16:55	29.15	100.9	6.58	0.2	SR11	4/10/2014 22:55	29.05	73.3	**4.78**	0.2
SR11	4/10/2014 5:00	28.88	75.7	**4.96**	0.1	SR11	4/10/2014 11:00	29.20	79.7	**5.15**	0.6	SR11	4/10/2014 17:00	29.17	100.3	6.52	0.3	SR11	4/10/2014 23:00	29.11	78.7	**5.12**	0.2
SR11	4/10/2014 5:05	28.88	74.7	**4.90**	0.3	SR11	4/10/2014 11:05	29.15	77.4	**5.02**	0.9	SR11	4/10/2014 17:05	29.14	97.6	6.35	0.1	SR11	4/10/2014 23:05	29.09	74.8	**4.87**	0.5
SR11	4/10/2014 5:10	28.87	74.2	**4.86**	0.3	SR11	4/10/2014 11:10	28.60	75.1	**4.95**	0.1	SR11	4/10/2014 17:10	29.17	105.2	6.84	0.4	SR11	4/10/2014 23:10	29.09	77.9	**5.07**	0.2
SR11	4/10/2014 5:15	28.90	76.3	**5.00**	0.3	SR11	4/10/2014 11:15	28.65	78.1	**5.14**	0.3	SR11	4/10/2014 17:15	29.03	83.9	**5.49**	0.2	SR11	4/10/2014 23:15	29.09	77.1	**5.02**	0.3
SR11	4/10/2014 5:20	28.92	78.9	**5.16**	0.1	SR11	4/10/2014 11:20	28.87	83.0	**5.44**	0.1	SR11	4/10/2014 17:20	29.16	103.2	6.72	0.3	SR11	4/10/2014 23:20	29.08	71.1	**4.62**	0.9
SR11	4/10/2014 5:25	28.99	84.8	**5.55**	0.1	SR11	4/10/2014 11:25	28.83	86.0	**5.64**	0.3	SR11	4/10/2014 17:25	29.03	86.6	**5.67**	0.2	SR11	4/10/2014 23:25	29.12	82.5	**5.37**	0.2
SR11	4/10/2014 5:30	29.07	84.6	**5.52**	0.1	SR11	4/10/2014 11:30	28.90	86.5	**5.66**	0.3	SR11	4/10/2014 17:30	29.03	89.6	**5.87**	0.1	SR11	4/10/2014 23:30	29.11	81.9	**5.33**	0.5
SR11	4/10/2014 5:35	29.03	83.9	**5.48**	0.2	SR11	4/10/2014 11:35	29.02	84.5	**5.52**	0.4	SR11	4/10/2014 17:35	29.02	95.2	6.24	0.1	SR11	4/10/2014 23:35	29.09	77.5	**5.03**	0.2
SR11	4/10/2014 5:40	28.92	75.7	**4.97**	0.2	SR11	4/10/2014 11:40	29.01	84.7	**5.54**	0.5	SR11	4/10/2014 17:40	28.99	95.1	6.23	0.1	SR11	4/10/2014 23:40	29.07	70.7	**4.60**	1.0
SR11	4/10/2014 5:45	28.99	83.0	**5.44**	0.1	SR11	4/10/2014 11:45	28.91	83.8	**5.50**	0.1	SR11	4/10/2014 17:45	28.92	98.4	6.46	0.2	SR11	4/10/2014 23:45	29.10	73.4	**4.77**	0.4
SR11	4/10/2014 5:50	29.00	78.3	**5.12**	0.2	SR11	4/10/2014 11:50	28.90	82.8	**5.43**	0.5	SR11	4/10/2014 17:50	29.04	96.7	6.32	1.8	SR11	4/10/2014 23:50	29.08	74.3	**4.83**	0.5
SR11	4/10/2014 5:55	29.11	75.7	**4.94**	0.3	SR11	4/10/2014 11:55	28.75	84.2	**5.55**	0.3	SR11	4/10/2014 17:55	29.14	97.3	6.33	0.3	SR11	4/10/2014 23:55	29.10	75.0	**4.88**	0.9

Station	Timestamp	Temp (° C)	DO (%)	DO (mg/L)	Tur (NTU)	Station	Timestamp	Temp (° C)	DO (%)	DO (mg/L)	Tur (NTU)	Station	Timestamp	Temp (° C)	DO (%)	DO (mg/L)	Tur (NTU)	Station	Timestamp	Temp (°C)	DO (%)	DO (mg/L)	Tur (NTU)
SR12	4/10/2014 0:01	29.39	63.1	4.10	2.3	SR12	4/10/2014 6:01	29.11	60.4	3.92	2.4	SR12	4/10/2014 12:01	29.27	72.8	4.73	4.0	SR12	4/10/2014 18:01	29.19	63.3	4.09	6.2
SR12	4/10/2014 0:06	29.39	64.8	4.22	2.4	SR12	4/10/2014 6:06	29.13	62.7	4.08	2.6	SR12	4/10/2014 12:06	29.28	72.7	4.73	3.8	SR12	4/10/2014 18:06	29.14	66.7	4.32	5.7
SR12	4/10/2014 0:11	29.38	65.6	4.27	3.4	SR12	4/10/2014 6:11	29.13	61.4	3.99	2.3	SR12	4/10/2014 12:11	29.27	71.7	4.65	3.9	SR12	4/10/2014 18:11	29.16	65.6	4.24	6.5
SR12	4/10/2014 0:16	29.39	64.6	4.20	2.7	SR12	4/10/2014 6:16	29.23	57.3	3.71	2.9	SR12	4/10/2014 12:16	29.29	73.5	4.78	3.8	SR12	4/10/2014 18:16	29.16	65.4	4.23	6.5
SR12	4/10/2014 0:21	29.29	69.2	4.52	2.3	SR12	4/10/2014 6:21	29.24	58.4	3.77	2.9	SR12	4/10/2014 12:21	29.29	73.7	4.79	4.2	SR12	4/10/2014 18:21	29.17	63.9	4.13	6.0
SR12	4/10/2014 0:26	29.39	67.3	4.38	2.7	SR12	4/10/2014 6:26	29.20	62.3	4.04	3.2	SR12	4/10/2014 12:26	29.31	73.9	4.81	3.5	SR12	4/10/2014 18:26	29.18	64.3	4.16	5.9
SR12	4/10/2014 0:31	29.39	67.0	4.35	3.0	SR12	4/10/2014 6:31	29.18	60.1	3.90	2.6	SR12	4/10/2014 12:31	29.31	74.5	4.85	3.4	SR12	4/10/2014 18:31	29.18	63.1	4.08	6.8
SR12	4/10/2014 0:36	29.35	67.1	4.37	2.3	SR12	4/10/2014 6:36	29.15	62.5	4.06	2.6	SR12	4/10/2014 12:36	29.30	74.2	4.83	3.3	SR12	4/10/2014 18:36	29.18	63.5	4.10	7.0
SR12	4/10/2014 0:41	29.36	65.1	4.23	2.6	SR12	4/10/2014 6:41	29.17	62.9	4.08	2.6	SR12	4/10/2014 12:41	29.30	74.1	4.82	3.6	SR12	4/10/2014 18:41	29.18	63.1	4.07	6.8
SR12	4/10/2014 0:46	29.36	65.0	4.22	2.3	SR12	4/10/2014 6:46	29.14	63.5	4.12	2.6	SR12	4/10/2014 12:46	29.30	72.9	4.74	4.2	SR12	4/10/2014 18:46	29.16	64.2	4.15	7.0
SR12	4/10/2014 0:51	29.37	63.3	4.11	2.8	SR12	4/10/2014 6:51	29.08	64.1	4.17	2.3	SR12	4/10/2014 12:51	29.30	74.5	4.85	5.2	SR12	4/10/2014 18:51	29.15	65.0	4.20	6.5
SR12	4/10/2014 0:56	29.35	64.0	4.16	2.7	SR12	4/10/2014 6:56	29.04	63.2	4.12	2.4	SR12	4/10/2014 12:56	29.30	74.7	4.86	3.3	SR12	4/10/2014 18:56	29.14	65.3	4.22	7.3
SR12	4/10/2014 1:01	29.33	63.2	4.10	3.2	SR12	4/10/2014 7:01	29.10	60.7	3.95	2.5	SR12	4/10/2014 13:01	29.30	75.7	4.93	3.3	SR12	4/10/2014 19:01	29.16	64.0	4.14	7.6
SR12	4/10/2014 1:06	29.29	63.6	4.12	3.4	SR12	4/10/2014 7:06	29.12	60.5	3.93	2.4	SR12	4/10/2014 13:06	29.30	75.6	4.93	3.5	SR12	4/10/2014 19:06	29.16	63.4	4.09	7.3
SR12	4/10/2014 1:11	29.27	63.2	4.10	3.3	SR12	4/10/2014 7:11	29.18	59.4	3.85	5.4	SR12	4/10/2014 13:11	29.30	75.4	4.91	2.9	SR12	4/10/2014 19:11	29.16	63.9	4.13	7.0
SR12	4/10/2014 1:16	29.29	62.9	4.08	3.5	SR12	4/10/2014 7:16	29.15	60.2	3.91	3.9	SR12	4/10/2014 13:16	29.30	76.1	4.96	3.0	SR12	4/10/2014 19:16	29.16	63.3	4.09	6.5
SR12	4/10/2014 1:21	29.26	63.1	4.10	3.2	SR12	4/10/2014 7:21	29.15	58.9	3.82	3.4	SR12	4/10/2014 13:21	29.30	75.2	4.90	2.8	SR12	4/10/2014 19:21	29.16	61.3	3.96	6.1
SR12	4/10/2014 1:26	29.27	62.5	4.05	3.6	SR12	4/10/2014 7:26	29.14	59.9	3.89	3.3	SR12	4/10/2014 13:26	29.30	75.7	4.94	2.9	SR12	4/10/2014 19:26	29.11	61.6	3.99	4.4
SR12	4/10/2014 1:31	29.26	61.9	4.02	3.3	SR12	4/10/2014 7:31	29.13	60.6	3.94	2.8	SR12	4/10/2014 13:31	29.29	75.9	4.95	3.1	SR12	4/10/2014 19:31	29.14	62.1	4.01	4.7
SR12	4/10/2014 1:36	29.26	62.4	4.04	4.0	SR12	4/10/2014 7:36	29.18	58.7	3.81	4.2	SR12	4/10/2014 13:36	29.29	76.5	4.99	2.8	SR12	4/10/2014 19:36	29.16	61.8	3.99	4.8
SR12	4/10/2014 1:41	29.23	63.0	4.09	3.6	SR12	4/10/2014 7:41	29.15	60.9	3.96	3.3	SR12	4/10/2014 13:41	29.28	76.8	5.01	2.7	SR12	4/10/2014 19:41	29.18	62.0	4.01	5.7
SR12	4/10/2014 1:46	29.24	62.8	4.07	3.8	SR12	4/10/2014 7:46	29.17	59.2	3.84	3.7	SR12	4/10/2014 13:46	29.29	75.2	4.90	2.9	SR12	4/10/2014 19:46	29.17	61.7	3.98	5.3
SR12	4/10/2014 1:51	29.23	62.3	4.04	3.8	SR12	4/10/2014 7:51	29.17	59.3	3.85	3.1	SR12	4/10/2014 13:51	29.29	75.3	4.91	2.4	SR12	4/10/2014 19:51	29.18	61.2	3.95	6.1
SR12	4/10/2014 1:56	29.25	61.9	4.01	4.3	SR12	4/10/2014 7:56	29.18	59.3	3.85	3.7	SR12	4/10/2014 13:56	29.26	76.6	5.00	2.5	SR12	4/10/2014 19:56	29.17	60.4	3.89	7.5
SR12	4/10/2014 2:01	29.25	61.2	3.96	3.9	SR12	4/10/2014 8:01	29.20	58.9	3.81	4.4	SR12	4/10/2014 14:01	29.27	76.9	5.02	3.6	SR12	4/10/2014 20:01	29.14	62.5	4.04	3.8
SR12	4/10/2014 2:06	29.26	60.6	3.92	4.2	SR12	4/10/2014 8:06	29.19	59.1	3.83	4.0	SR12	4/10/2014 14:06	29.28	76.0	4.96	2.6	SR12	4/10/2014 20:06	29.16	60.9	3.93	4.6
SR12	4/10/2014 2:11	29.20	61.9	4.02	3.8	SR12	4/10/2014 8:11	29.20	60.0	3.89	5.8	SR12	4/10/2014 14:11	29.29	75.3	4.91	2.4	SR12	4/10/2014 20:11	29.14	60.7	3.93	4.0
SR12	4/10/2014 2:16	29.26	60.7	3.93	4.4	SR12	4/10/2014 8:16	29.21	60.4	3.91	7.0	SR12	4/10/2014 14:16	29.28	76.4	4.99	2.4	SR12	4/10/2014 20:16	29.13	61.4	3.97	4.5
SR12	4/10/2014 2:21	29.23	60.6	3.92	4.0	SR12	4/10/2014 8:21	29.23	59.1	3.82	6.5	SR12	4/10/2014 14:21	29.28	73.9	4.82	2.6	SR12	4/10/2014 20:21	29.10	66.2	4.29	4.8
SR12	4/10/2014 2:26	29.23	61.1	3.96	4.6	SR12	4/10/2014 8:26	29.21	60.8	3.94	4.1	SR12	4/10/2014 14:26	29.29	74.4	4.85	2.6	SR12	4/10/2014 20:26	29.05	69.2	4.51	3.7
SR12	4/10/2014 2:31	29.25	60.2	3.89	4.4	SR12	4/10/2014 8:31	29.22	60.2	3.90	5.6	SR12	4/10/2014 14:31	29.29	72.9	4.75	2.3	SR12	4/10/2014 20:31	29.08	70.5	4.60	3.2
SR12	4/10/2014 2:36	29.25	59.9	3.87	4.6	SR12	4/10/2014 8:36	29.22	60.6	3.93	4.3	SR12	4/10/2014 14:36	29.30	73.3	4.78	2.7	SR12	4/10/2014 20:36	29.08	69.5	4.53	3.4
SR12	4/10/2014 2:41	29.26	58.2	3.76	4.8	SR12	4/10/2014 8:41	29.22	59.7	3.86	5.5	SR12	4/10/2014 14:41	29.24	77.5	5.06	2.3	SR12	4/10/2014 20:41	29.09	68.9	4.49	3.6
SR12	4/10/2014 2:46	29.27	58.2	3.75	5.2	SR12	4/10/2014 8:46	29.23	59.7	3.86	4.7	SR12	4/10/2014 14:46	29.29	70.3	4.58	2.6	SR12	4/10/2014 20:46	29.09	72.0	4.69	3.0
SR12	4/10/2014 2:51	29.19	60.9	3.95	3.6	SR12	4/10/2014 8:51	29.24	61.9	4.00	4.4	SR12	4/10/2014 14:51	29.28	70.0	4.56	2.7	SR12	4/10/2014 20:51	29.11	72.5	4.73	3.2
SR12	4/10/2014 2:56	29.21	61.1	3.95	3.6	SR12	4/10/2014 8:56	29.25	61.2	3.96	5.0	SR12	4/10/2014 14:56	29.26	75.8	4.94	2.9	SR12	4/10/2014 20:56	29.13	71.6	4.67	3.2
SR12	4/10/2014 3:01	29.22	59.2	3.83	3.6	SR12	4/10/2014 9:01	29.25	60.6	3.92	5.2	SR12	4/10/2014 15:01	29.25	77.4	5.05	2.3	SR12	4/10/2014 21:01	29.13	71.3	4.65	3.5
SR12	4/10/2014 3:06	29.24	59.9	3.88	3.9	SR12	4/10/2014 9:06	29.24	59.6	3.85	6.5	SR12	4/10/2014 15:06	29.23	76.9	5.02	2.4	SR12	4/10/2014 21:06	29.13	71.2	4.64	3.2
SR12	4/10/2014 3:11	29.28	62.1	4.02	3.6	SR12	4/10/2014 9:11	29.24	62.8	4.06	4.8	SR12	4/10/2014 15:11	29.23	73.8	4.82	2.3	SR12	4/10/2014 21:11	29.15	71.4	4.65	3.3
SR12	4/10/2014 3:16	29.27	59.1	3.82	4.1	SR12	4/10/2014 9:16	29.24	62.4	4.04	6.0	SR12	4/10/2014 15:16	29.27	72.1	4.69	2.8	SR12	4/10/2014 21:16	29.16	70.1	4.56	4.0
SR12	4/10/2014 3:21	29.28	59.5	3.85	3.9	SR12	4/10/2014 9:21	29.24	61.4	3.97	6.5	SR12	4/10/2014 15:21	29.26	73.3	4.78	2.2	SR12	4/10/2014 21:21	29.14	71.5	4.65	3.5
SR12	4/10/2014 3:26	29.28	59.7	3.86	8.8	SR12	4/10/2014 9:26	29.24	62.6	4.05	6.9	SR12	4/10/2014 15:26	29.26	73.3	4.77	2.4	SR12	4/10/2014 21:26	29.15	70.5	4.59	3.4
SR12	4/10/2014 3:31	29.29	59.5	3.85	4.6	SR12	4/10/2014 9:31	29.24	61.9	4.00	6.3	SR12	4/10/2014 15:31	29.27	72.5	4.72	2.2	SR12	4/10/2014 21:31	29.12	71.3	4.65	3.2
SR12	4/10/2014 3:36	29.28	57.9	3.75	4.2	SR12	4/10/2014 9:36	29.24	62.3	4.03	7.6	SR12	4/10/2014 15:36	29.28	71.3	4.64	2.3	SR12	4/10/2014 21:36	29.15	70.5	4.59	3.9
SR12	4/10/2014 3:41	29.28	58.3	3.77	3.6	SR12	4/10/2014 9:41	29.25	62.8	4.06	6.9	SR12	4/10/2014 15:41	29.26	67.6	4.39	3.8	SR12	4/10/2014 21:41	29.15	69.9	4.55	3.7
SR12	4/10/2014 3:46	29.27	57.0	3.68	4.3	SR12	4/10/2014 9:46	29.25	63.7	4.12	7.1	SR12	4/10/2014 15:46	29.27	71.2	4.63	2.3	SR12	4/10/2014 21:46	29.15	70.8	4.61	3.4
SR12	4/10/2014 3:51	29.28	59.1	3.82	3.4	SR12	4/10/2014 9:51	29.25	64.5	4.17	7.4	SR12	4/10/2014 15:51	29.25	68.6	4.45	3.4	SR12	4/10/2014 21:51	29.15	69.9	4.55	3.2
SR12	4/10/2014 3:56	29.27	58.5	3.78	4.0	SR12	4/10/2014 9:56	29.25	64.1	4.14	7.1	SR12	4/10/2014 15:56	29.24	66.4	4.30	5.3	SR12	4/10/2014 21:56	29.14	70.8	4.61	3.5
SR12	4/10/2014 4:01	29.25	59.0	3.81	3.9	SR12	4/10/2014 10:01	29.25	64.2	4.15	8.7	SR12	4/10/2014 16:01	29.24	67.0	4.34	4.1	SR12	4/10/2014 22:01	29.14	70.2	4.57	3.2
SR12	4/10/2014 4:06	29.25	59.4	3.84	3.7	SR12	4/10/2014 10:06	29.26	64.7	4.18	7.8	SR12	4/10/2014 16:06	29.22	67.4	4.37	4.4	SR12	4/10/2014 22:06	29.14	69.4	4.52	3.4
SR12	4/10/2014 4:11	29.25	57.1	3.69	3.9	SR12	4/10/2014 10:11	29.26	64.5	4.17	7.9	SR12	4/10/2014 16:11	29.24	66.4	4.30	4.7	SR12	4/10/2014 22:11	29.13	70.6	4.60	3.5
SR12	4/10/2014 4:16	29.25	58.4	3.77	3.5	SR12	4/10/2014 10:16	29.27	64.7	4.18	7.5	SR12	4/10/2014 16:16	29.24	66.2	4.29	4.3	SR12	4/10/2014 22:16	29.14	69.9	4.55	3.7
SR12	4/10/2014 4:21	29.24	59.1	3.82	3.7	SR12	4/10/2014 10:21	29.27	65.8	4.25	7.3	SR12	4/10/2014 16:21	29.23	67.3	4.37	3.9	SR12	4/10/2014 22:21	29.12	70.4	4.59	3.3
SR12	4/10/2014 4:26	29.23	58.6	3.79	3.2	SR12	4/10/2014 10:26	29.27	67.0	4.32	**10.3**	SR12	4/10/2014 16:26	29.24	64.6	4.18	4.8	SR12	4/10/2014 22:26	29.13	69.7	4.54	3.5
SR12	4/10/2014 4:31	29.23	57.1	3.69	2.8	SR12	4/10/2014 10:31	29.27	66.7	4.30	7.6	SR12	4/10/2014 16:31	29.22	63.9	4.13	7.5	SR12	4/10/2014 22:31	29.12	70.4	4.59	3.3
SR12	4/10/2014 4:36	29.24	55.9	3.61	3.0	SR12	4/10/2014 10:36	29.28	66.8	4.32	6.5	SR12	4/10/2014 16:36	29.23	63.9	4.13	5.3	SR12	4/10/2014 22:36	29.12	69.4	4.52	3.3
SR12	4/10/2014 4:41	29.24	54.6	3.53	3.0	SR12	4/10/2014 10:41	29.27	67.3	4.35	6.5	SR12	4/10/2014 16:41	29.22	63.4	4.10	7.1	SR12	4/10/2014 22:41	29.13	69.3	4.51	3.7
SR12	4/10/2014 4:46	29.24	56.3	3.64	3.2	SR12	4/10/2014 10:46	29.25	69.5	4.49	5.0	SR12	4/10/2014 16:46	29.19	63.4	4.09	**14.4**	SR12	4/10/2014 22:46	29.12	69.3	4.52	3.5
SR12	4/10/2014 4:51	29.24	56.3	3.64	3.3	SR12	4/10/2014 10:51	29.27	68.5	4.42	5.6	SR12	4/10/2014 16:51	29.21	63.4	4.10	7.8	SR12	4/10/2014 22:51	29.10	69.3	4.52	3.4
SR12	4/10/2014 4:56	29.25	56.4	3.65	2.9	SR12	4/10/2014 10:56	29.28	69.7	4.51	5.7	SR12	4/10/2014 16:56	29.22	63.1	4.08	5.5	SR12	4/10/2014 22:56	29.13	66.7	4.34	4.3
SR12	4/10/2014 5:01	29.25	57.0	3.68	3.1	SR12	4/10/2014 11:01	29.27	69.5	4.50	5.9	SR12	4/10/2014 17:01	29.21	62.8	4.06	6.6	SR12	4/10/2014 23:01	29.11	68.7	4.48	3.6
SR12	4/10/2014 5:06	29.25	58.1	3.75	3.5	SR12	4/10/2014 11:06	29.27	70.7	4.57	5.3	SR12	4/10/2014 17:06	29.22	63.5	4.11	5.3	SR12	4/10/2014 23:06	29.11	68.0	4.43	4.0
SR12	4/10/2014 5:11	29.25	55.9	3.61	3.8	SR12	4/10/2014 11:11	29.29	71.6	4.63	5.5	SR12	4/10/2014 17:11	29.20	63.5	4.10	9.4	SR12	4/10/2014 23:11	29.10	69.2	4.51	3.9
SR12	4/10/2014 5:16	29.25	57.3	3.70	3.7	SR12	4/10/2014 11:16	29.30	71.6	4.63	4.9	SR12	4/10/2014 17:16	29.20	64.0	4.13	9.4	SR12	4/10/2014 23:16	29.14	66.8	4.34	6.0
SR12	4/10/2014 5:21	29.23	56.4	3.65	2.5	SR12	4/10/2014 11:21	29.30	72.1	4.67	4.6	SR12	4/10/2014 17:21	29.20	63.1	4.08	9.9	SR12	4/10/2014 23:21	29.10	67.9	4.42	3.9
SR12	4/10/2014 5:26	29.25	57.8	3.73	3.6	SR12	4/10/2014 11:26	29.30	72.3	4.68	4.5	SR12	4/10/2014 17:26	29.20	62.5	4.03	8.8	SR12	4/10/2014 23:26	29.11	68.1	4.43	4.4
SR12	4/10/2014 5:31	29.19	59.2	3.83	3.0	SR12	4/10/2014 11:31	29.29	72.4	4.69	4.3	SR12	4/10/2014 17:31	29.20	62.6	4.05	7.2	SR12	4/10/2014 23:31	29.11	67.0	4.36	4.2
SR12	4/10/2014 5:36	29.18	57.7	3.74	2.8	SR12	4/10/2014 11:36	29.28	72.3	4.69	4.4	SR12	4/10/2014 17:36	29.19	61.3	3.96	6.3	SR12	4/10/2014 23:36	29.10	67.6	4.40	3.5
SR12	4/10/2014 5:41	29.24	56.8	3.67	2.9	SR12	4/10/2014 11:41	29.27	72.6	4.71	4.4	SR12	4/10/2014 17:41	29.19	63.7	4.12	8.6	SR12	4/10/2014 23:41	29.13	66.3	4.31	4.6
SR12	4/10/2014 5:46	29.23	55.5	3.59	4.5	SR12	4/10/2014 11:46	29.28	73.5	4.77	4.4	SR12	4/10/2014 17:46	29.19	64.8	4.19	6.6	SR12	4/10/2014 23:46	29.12	67.0	4.36	4.3
SR12	4/10/2014 5:51	29.23	55.9	3.61	3.0	SR12	4/10/2014 11:51	29.28	73.3	4.76	4.4	SR12	4/10/2014 17:51	29.18	64.5	4.17	6.2	SR12	4/10/2014 23:51	29.09	68.1	4.44	3.7
SR12	4/10/2014 5:56	29.22	57.1	3.69	2.9	SR12	4/10/2014 11:56	29.27	72.3	4.70	4.1	SR12	4/10/2014 17:56	29.19	63.3	4.09	6.7	SR12	4/10/2014 23:56	29.15	64.5	4.19	5.2

Station	Timestamp	Temp (° C)	DO (%)	DO (mg/L)	Tur (NTU)	Station	Timestamp	Temp (° C)	DO (%)	DO (mg/L)	Tur (NTU)	Station	Timestamp	Temp (° C)	DO (%)	DO (mg/L)	Tur (NTU)	Station	Timestamp	Temp (°C)	DO (%)	DO (mg/L)	Tur (NTU)
SR13	4/10/2014 0:00	29.26	62.4	**4.06**	9.5	SR13	4/10/2014 6:00	29.21	60.0	**3.91**	2.9	SR13	4/10/2014 12:00	29.23	59.1	**3.84**	1.7	SR13	4/10/2014 18:00	29.20	61.9	**4.02**	5.3
SR13	4/10/2014 0:05	29.26	62.6	**4.08**	8.5	SR13	4/10/2014 6:05	29.21	59.7	**3.88**	3.0	SR13	4/10/2014 12:05	29.22	58.4	**3.80**	1.3	SR13	4/10/2014 18:05	29.20	61.6	**4.00**	4.6
SR13	4/10/2014 0:10	29.26	62.8	**4.09**	6.8	SR13	4/10/2014 6:10	29.21	59.4	**3.86**	3.5	SR13	4/10/2014 12:10	29.22	56.1	**3.65**	0.7	SR13	4/10/2014 18:10	29.20	61.6	**4.00**	4.7
SR13	4/10/2014 0:15	29.25	62.4	**4.07**	6.1	SR13	4/10/2014 6:15	29.21	59.3	**3.85**	3.6	SR13	4/10/2014 12:15	29.23	57.0	**3.71**	0.6	SR13	4/10/2014 18:15	29.20	61.2	**3.97**	4.1
SR13	4/10/2014 0:20	29.26	62.2	**4.05**	7.9	SR13	4/10/2014 6:20	29.21	57.9	**3.77**	2.6	SR13	4/10/2014 12:20	29.23	57.1	**3.71**	0.9	SR13	4/10/2014 18:20	29.20	60.6	**3.94**	4.4
SR13	4/10/2014 0:25	29.26	62.7	**4.09**	7.5	SR13	4/10/2014 6:25	29.21	59.3	**3.85**	3.3	SR13	4/10/2014 12:25	29.23	56.2	**3.66**	0.6	SR13	4/10/2014 18:25	29.20	61.1	**3.97**	4.2
SR13	4/10/2014 0:30	29.26	62.3	**4.06**	9.7	SR13	4/10/2014 6:30	29.21	59.2	**3.85**	3.6	SR13	4/10/2014 12:30	29.23	57.3	**3.72**	0.8	SR13	4/10/2014 18:30	29.20	60.9	**3.95**	4.1
SR13	4/10/2014 0:35	29.26	61.9	**4.04**	7.3	SR13	4/10/2014 6:35	29.20	61.1	**3.97**	5.4	SR13	4/10/2014 12:35	29.25	59.1	**3.84**	1.2	SR13	4/10/2014 18:35	29.20	60.9	**3.96**	3.9
SR13	4/10/2014 0:40	29.25	62.8	**4.09**	6.2	SR13	4/10/2014 6:40	29.18	61.4	**3.99**	3.5	SR13	4/10/2014 12:40	29.23	58.9	**3.83**	1.0	SR13	4/10/2014 18:40	29.20	60.8	**3.95**	4.0
SR13	4/10/2014 0:45	29.25	62.4	**4.06**	5.4	SR13	4/10/2014 6:45	29.20	61.0	**3.96**	3.1	SR13	4/10/2014 12:45	29.23	58.6	**3.81**	1.2	SR13	4/10/2014 18:45	29.20	60.6	**3.94**	3.9
SR13	4/10/2014 0:50	29.25	62.4	**4.07**	5.0	SR13	4/10/2014 6:50	29.20	60.4	**3.93**	3.1	SR13	4/10/2014 12:50	29.23	58.5	**3.80**	1.1	SR13	4/10/2014 18:50	29.20	61.3	**3.98**	4.0
SR13	4/10/2014 0:55	29.26	61.8	**4.03**	4.6	SR13	4/10/2014 6:55	29.20	60.3	**3.92**	3.0	SR13	4/10/2014 12:55	29.23	58.7	**3.81**	1.6	SR13	4/10/2014 18:55	29.19	61.0	**3.96**	3.6
SR13	4/10/2014 1:00	29.26	62.7	**4.08**	5.2	SR13	4/10/2014 7:00	29.20	60.1	**3.90**	3.2	SR13	4/10/2014 13:00	29.23	57.7	**3.75**	1.0	SR13	4/10/2014 19:00	29.18	60.0	**3.89**	8.1
SR13	4/10/2014 1:05	29.24	62.2	**4.06**	5.2	SR13	4/10/2014 7:05	29.21	59.7	**3.88**	3.1	SR13	4/10/2014 13:05	29.23	58.4	**3.80**	0.9	SR13	4/10/2014 19:05	29.18	59.9	**3.89**	6.3
SR13	4/10/2014 1:10	29.26	62.2	**4.06**	4.9	SR13	4/10/2014 7:10	29.20	60.2	**3.91**	3.4	SR13	4/10/2014 13:10	29.23	58.3	**3.79**	0.9	SR13	4/10/2014 19:10	29.18	60.2	**3.91**	6.9
SR13	4/10/2014 1:15	29.26	61.9	**4.03**	4.9	SR13	4/10/2014 7:15	29.20	59.8	**3.88**	3.2	SR13	4/10/2014 13:15	29.23	57.2	**3.71**	1.3	SR13	4/10/2014 19:15	29.18	60.3	**3.92**	6.2
SR13	4/10/2014 1:20	29.27	62.3	**4.06**	6.2	SR13	4/10/2014 7:20	29.20	60.8	**3.95**	4.3	SR13	4/10/2014 13:20	29.23	58.9	**3.83**	2.1	SR13	4/10/2014 19:20	29.19	60.3	**3.91**	4.7
SR13	4/10/2014 1:25	29.26	62.0	**4.03**	5.1	SR13	4/10/2014 7:25	29.20	60.7	**3.94**	3.4	SR13	4/10/2014 13:25	29.23	57.5	**3.74**	0.6	SR13	4/10/2014 19:25	29.17	60.7	**3.94**	5.6
SR13	4/10/2014 1:30	29.27	62.6	**4.07**	5.4	SR13	4/10/2014 7:30	29.20	60.3	**3.92**	3.2	SR13	4/10/2014 13:30	29.23	57.5	**3.73**	0.9	SR13	4/10/2014 19:30	29.17	59.6	**3.87**	4.6
SR13	4/10/2014 1:35	29.27	62.7	**4.08**	5.1	SR13	4/10/2014 7:35	29.20	59.9	**3.89**	3.4	SR13	4/10/2014 13:35	29.23	57.2	**3.71**	1.0	SR13	4/10/2014 19:35	29.18	61.6	**4.00**	4.3
SR13	4/10/2014 1:40	29.27	62.1	**4.04**	4.9	SR13	4/10/2014 7:40	29.20	58.6	**3.81**	2.3	SR13	4/10/2014 13:40	29.24	56.5	**3.67**	0.7	SR13	4/10/2014 19:40	29.17	61.5	**4.00**	3.5
SR13	4/10/2014 1:45	29.27	60.7	**3.95**	3.9	SR13	4/10/2014 7:45	29.20	58.9	**3.83**	2.6	SR13	4/10/2014 13:45	29.24	57.5	**3.74**	2.1	SR13	4/10/2014 19:45	29.16	61.2	**3.98**	3.7
SR13	4/10/2014 1:50	29.27	61.9	**4.03**	4.5	SR13	4/10/2014 7:50	29.19	59.5	**3.87**	2.7	SR13	4/10/2014 13:50	29.24	58.4	**3.79**	0.9	SR13	4/10/2014 19:50	29.18	60.8	**3.95**	4.6
SR13	4/10/2014 1:55	29.21	61.4	**4.00**	3.1	SR13	4/10/2014 7:55	29.20	59.0	**3.84**	4.2	SR13	4/10/2014 13:55	29.24	57.2	**3.72**	0.8	SR13	4/10/2014 19:55	29.18	59.6	**3.87**	4.2
SR13	4/10/2014 2:00	29.25	60.0	**3.91**	3.2	SR13	4/10/2014 8:00	29.20	59.8	**3.88**	4.0	SR13	4/10/2014 14:00	29.23	57.7	**3.75**	2.4	SR13	4/10/2014 20:00	29.17	59.9	**3.89**	3.3
SR13	4/10/2014 2:05	29.25	60.2	**3.92**	3.4	SR13	4/10/2014 8:05	29.20	60.3	**3.92**	3.6	SR13	4/10/2014 14:05	29.23	55.9	**3.63**	0.6	SR13	4/10/2014 20:05	29.17	60.5	**3.93**	4.0
SR13	4/10/2014 2:10	29.23	60.0	**3.92**	2.8	SR13	4/10/2014 8:10	29.19	59.0	**3.83**	2.8	SR13	4/10/2014 14:10	29.23	55.0	**3.57**	0.5	SR13	4/10/2014 20:10	29.17	60.2	**3.91**	3.4
SR13	4/10/2014 2:15	29.26	60.4	**3.94**	3.8	SR13	4/10/2014 8:15	29.18	58.6	**3.81**	2.2	SR13	4/10/2014 14:15	29.23	55.3	**3.59**	0.4	SR13	4/10/2014 20:15	29.17	60.5	**3.93**	3.4
SR13	4/10/2014 2:20	29.24	58.8	**3.83**	2.5	SR13	4/10/2014 8:20	29.19	59.7	**3.88**	2.8	SR13	4/10/2014 14:20	29.23	56.1	**3.64**	0.9	SR13	4/10/2014 20:20	29.17	60.3	**3.92**	3.7
SR13	4/10/2014 2:25	29.24	59.3	**3.87**	2.6	SR13	4/10/2014 8:25	29.19	59.1	**3.84**	2.7	SR13	4/10/2014 14:25	29.22	58.8	**3.82**	1.4	SR13	4/10/2014 20:25	29.17	60.3	**3.91**	3.9
SR13	4/10/2014 2:30	29.22	59.7	**3.89**	2.3	SR13	4/10/2014 8:30	29.20	58.3	**3.79**	3.7	SR13	4/10/2014 14:30	29.23	58.3	**3.79**	1.3	SR13	4/10/2014 20:30	29.17	59.5	**3.86**	3.8
SR13	4/10/2014 2:35	29.20	62.9	**4.10**	3.3	SR13	4/10/2014 8:35	29.20	58.3	**3.79**	3.4	SR13	4/10/2014 14:35	29.21	57.2	**3.72**	1.1	SR13	4/10/2014 20:35	29.17	58.8	**3.81**	3.4
SR13	4/10/2014 2:40	29.19	63.1	**4.11**	3.2	SR13	4/10/2014 8:40	29.20	58.6	**3.81**	2.4	SR13	4/10/2014 14:40	29.21	58.5	**3.81**	7.3	SR13	4/10/2014 20:40	29.17	58.9	**3.82**	4.3
SR13	4/10/2014 2:45	29.20	63.0	**4.10**	3.4	SR13	4/10/2014 8:45	29.20	59.0	**3.83**	2.9	SR13	4/10/2014 14:45	29.22	59.6	**3.87**	6.7	SR13	4/10/2014 20:45	29.17	58.3	**3.78**	3.6
SR13	4/10/2014 2:50	29.22	62.3	**4.06**	3.8	SR13	4/10/2014 8:50	29.19	60.0	**3.90**	2.7	SR13	4/10/2014 14:50	29.22	63.2	**4.11**	**15.2**	SR13	4/10/2014 20:50	29.18	58.2	**3.78**	3.2
SR13	4/10/2014 2:55	29.23	61.8	**4.02**	3.6	SR13	4/10/2014 8:55	29.19	60.4	**3.93**	2.5	SR13	4/10/2014 14:55	29.22	62.0	**4.02**	12.7	SR13	4/10/2014 20:55	29.13	59.3	**3.86**	2.8
SR13	4/10/2014 3:00	29.24	60.5	**3.94**	3.1	SR13	4/10/2014 9:00	29.19	60.0	**3.90**	4.3	SR13	4/10/2014 15:00	29.21	59.6	**3.87**	11.0	SR13	4/10/2014 21:00	29.14	59.4	**3.86**	2.7
SR13	4/10/2014 3:05	29.20	61.0	**3.98**	2.4	SR13	4/10/2014 9:05	29.20	60.0	**3.90**	2.3	SR13	4/10/2014 15:05	29.21	59.4	**3.86**	13.2	SR13	4/10/2014 21:05	29.17	58.7	**3.81**	3.5
SR13	4/10/2014 3:10	29.22	60.8	**3.96**	3.1	SR13	4/10/2014 9:10	29.19	62.3	**4.05**	1.9	SR13	4/10/2014 15:10	29.21	58.3	**3.78**	9.5	SR13	4/10/2014 21:10	29.17	58.4	**3.79**	3.2
SR13	4/10/2014 3:15	29.22	60.8	**3.96**	2.8	SR13	4/10/2014 9:15	29.19	62.2	**4.04**	1.7	SR13	4/10/2014 15:15	29.21	59.1	**3.84**	10.5	SR13	4/10/2014 21:15	29.17	58.4	**3.79**	3.7
SR13	4/10/2014 3:20	29.22	60.9	**3.96**	2.6	SR13	4/10/2014 9:20	29.19	62.2	**4.04**	1.8	SR13	4/10/2014 15:20	29.21	58.9	**3.82**	9.0	SR13	4/10/2014 21:20	29.15	60.8	**3.95**	5.6
SR13	4/10/2014 3:25	29.23	60.9	**3.96**	3.1	SR13	4/10/2014 9:25	29.20	62.3	**4.05**	2.7	SR13	4/10/2014 15:25	29.21	58.7	**3.82**	8.0	SR13	4/10/2014 21:25	29.15	61.4	**3.99**	5.0
SR13	4/10/2014 3:30	29.23	61.2	**3.98**	3.8	SR13	4/10/2014 9:30	29.20	61.5	**4.00**	1.9	SR13	4/10/2014 15:30	29.22	60.0	**3.90**	4.6	SR13	4/10/2014 21:30	29.15	61.2	**3.97**	5.1
SR13	4/10/2014 3:35	29.24	60.2	**3.92**	2.8	SR13	4/10/2014 9:35	29.20	61.3	**3.98**	1.6	SR13	4/10/2014 15:35	29.22	60.3	**3.92**	4.9	SR13	4/10/2014 21:35	29.16	60.6	**3.94**	3.9
SR13	4/10/2014 3:40	29.23	58.4	**3.80**	2.4	SR13	4/10/2014 9:40	29.19	60.9	**3.96**	1.5	SR13	4/10/2014 15:40	29.22	60.4	**3.92**	4.4	SR13	4/10/2014 21:40	29.16	60.1	**3.90**	4.0
SR13	4/10/2014 3:45	29.23	60.5	**3.94**	3.5	SR13	4/10/2014 9:45	29.20	60.5	**3.93**	1.7	SR13	4/10/2014 15:45	29.22	60.7	**3.94**	4.0	SR13	4/10/2014 21:45	29.16	60.0	**3.89**	3.9
SR13	4/10/2014 3:50	29.23	61.6	**4.01**	3.5	SR13	4/10/2014 9:50	29.22	60.4	**3.93**	1.9	SR13	4/10/2014 15:50	29.23	62.2	**4.04**	4.8	SR13	4/10/2014 21:50	29.16	59.9	**3.89**	3.9
SR13	4/10/2014 3:55	29.23	59.9	**3.90**	2.9	SR13	4/10/2014 9:55	29.21	60.2	**3.92**	1.5	SR13	4/10/2014 15:55	29.23	61.3	**3.98**	4.0	SR13	4/10/2014 21:55	29.16	58.3	**3.78**	3.3
SR13	4/10/2014 4:00	29.22	61.3	**3.99**	3.8	SR13	4/10/2014 10:00	29.23	60.3	**3.92**	2.4	SR13	4/10/2014 16:00	29.23	61.4	**3.99**	3.6	SR13	4/10/2014 22:00	29.16	59.2	**3.85**	3.3
SR13	4/10/2014 4:05	29.22	62.0	**4.03**	3.3	SR13	4/10/2014 10:05	29.21	61.6	**4.01**	4.7	SR13	4/10/2014 16:05	29.23	61.8	**4.01**	3.2	SR13	4/10/2014 22:05	29.16	59.8	**3.88**	3.9
SR13	4/10/2014 4:10	29.22	61.6	**4.01**	4.0	SR13	4/10/2014 10:10	29.22	61.4	**3.99**	2.8	SR13	4/10/2014 16:10	29.23	62.1	**4.03**	2.6	SR13	4/10/2014 22:10	29.16	59.1	**3.84**	3.6
SR13	4/10/2014 4:15	29.22	60.7	**3.96**	2.9	SR13	4/10/2014 10:15	29.21	61.9	**4.03**	3.1	SR13	4/10/2014 16:15	29.23	62.1	**4.04**	4.1	SR13	4/10/2014 22:15	29.16	58.5	**3.80**	3.5
SR13	4/10/2014 4:20	29.22	61.1	**3.98**	3.0	SR13	4/10/2014 10:20	29.22	60.6	**3.94**	1.5	SR13	4/10/2014 16:20	29.23	60.9	**3.96**	2.8	SR13	4/10/2014 22:20	29.15	59.5	**3.86**	3.2
SR13	4/10/2014 4:25	29.22	59.0	**3.84**	2.1	SR13	4/10/2014 10:25	29.22	60.4	**3.92**	1.3	SR13	4/10/2014 16:25	29.22	60.8	**3.95**	3.2	SR13	4/10/2014 22:25	29.15	59.4	**3.86**	4.5
SR13	4/10/2014 4:30	29.22	60.5	**3.94**	3.1	SR13	4/10/2014 10:30	29.23	61.5	**4.00**	3.4	SR13	4/10/2014 16:30	29.23	61.7	**4.01**	2.9	SR13	4/10/2014 22:30	29.16	58.9	**3.82**	3.8
SR13	4/10/2014 4:35	29.22	60.4	**3.93**	2.8	SR13	4/10/2014 10:35	29.23	61.8	**4.02**	1.4	SR13	4/10/2014 16:35	29.23	61.2	**3.98**	2.2	SR13	4/10/2014 22:35	29.15	59.8	**3.88**	5.4
SR13	4/10/2014 4:40	29.22	59.4	**3.87**	2.4	SR13	4/10/2014 10:40	29.23	60.1	**3.91**	1.5	SR13	4/10/2014 16:40	29.22	60.6	**3.94**	2.4	SR13	4/10/2014 22:40	29.15	59.1	**3.84**	6.5
SR13	4/10/2014 4:45	29.22	59.2	**3.85**	1.8	SR13	4/10/2014 10:45	29.23	59.6	**3.87**	0.9	SR13	4/10/2014 16:45	29.23	60.9	**3.95**	2.9	SR13	4/10/2014 22:45	29.16	60.2	**3.91**	4.9
SR13	4/10/2014 4:50	29.22	60.8	**3.96**	2.7	SR13	4/10/2014 10:50	29.22	58.9	**3.83**	0.8	SR13	4/10/2014 16:50	29.22	60.2	**3.91**	3.9	SR13	4/10/2014 22:50	29.16	59.9	**3.88**	4.6
SR13	4/10/2014 4:55	29.22	61.6	**4.01**	3.3	SR13	4/10/2014 10:55	29.22	59.9	**3.89**	1.5	SR13	4/10/2014 16:55	29.21	60.0	**3.89**	4.7	SR13	4/10/2014 22:55	29.16	60.2	**3.90**	5.2
SR13	4/10/2014 5:00	29.21	61.0	**3.97**	3.0	SR13	4/10/2014 11:00	29.22	59.8	**3.88**	1.3	SR13	4/10/2014 17:00	29.21	60.8	**3.95**	5.7	SR13	4/10/2014 23:00	29.16	58.9	**3.82**	5.3
SR13	4/10/2014 5:05	29.21	61.1	**3.98**	3.0	SR13	4/10/2014 11:05	29.22	59.3	**3.85**	1.0	SR13	4/10/2014 17:05	29.22	59.9	**3.89**	3.9	SR13	4/10/2014 23:05	29.15	58.5	**3.79**	5.2
SR13	4/10/2014 5:10	29.22	60.9	**3.97**	2.5	SR13	4/10/2014 11:10	29.22	59.0	**3.84**	0.8	SR13	4/10/2014 17:10	29.21	61.0	**3.96**	4.8	SR13	4/10/2014 23:10	29.15	58.1	**3.77**	3.5
SR13	4/10/2014 5:15	29.21	60.1	**3.91**	2.3	SR13	4/10/2014 11:15	29.22	58.5	**3.80**	1.0	SR13	4/10/2014 17:15	29.22	61.1	**3.97**	4.2	SR13	4/10/2014 23:15	29.15	57.8	**3.75**	3.4
SR13	4/10/2014 5:20	29.22	61.0	**3.97**	6.0	SR13	4/10/2014 11:20	29.23	58.6	**3.81**	1.1	SR13	4/10/2014 17:20	29.22	60.5	**3.93**	3.6	SR13	4/10/2014 23:20	29.11	57.6	**3.74**	3.0
SR13	4/10/2014 5:25	29.22	60.3	**3.93**	3.2	SR13	4/10/2014 11:25	29.25	59.7	**3.88**	1.3	SR13	4/10/2014 17:25	29.22	61.0	**3.96**	3.6	SR13	4/10/2014 23:25	29.11	58.0	**3.77**	2.9
SR13	4/10/2014 5:30	29.21	61.4	**3.99**	3.7	SR13	4/10/2014 11:30	29.23	59.2	**3.84**	1.4	SR13	4/10/2014 17:30	29.21	62.5	**4.06**	6.9	SR13	4/10/2014 23:30	29.14	59.3	**3.85**	3.4
SR13	4/10/2014 5:35	29.21	60.8	**3.95**	3.2	SR13	4/10/2014 11:35	29.23	58.4	**3.79**	1.2	SR13	4/10/2014 17:35	29.20	62.5	**4.06**	5.7	SR13	4/10/2014 23:35	29.09	59.2	**3.85**	3.0
SR13	4/10/2014 5:40	29.21	60.3	**3.92**	3.3	SR13	4/10/2014 11:40	29.23	58.8	**3.82**	1.1	SR13	4/10/2014 17:40	29.20	62.0	**4.02**	5.1	SR13	4/10/2014 23:40	29.08	65.8	**4.28**	4.4
SR13	4/10/2014 5:45	29.21	59.7	**3.88**	2.8	SR13	4/10/2014 11:45	29.22	58.5	**3.80**	1.5	SR13	4/10/2014 17:45	29.20	61.6	**4.00**	4.8	SR13	4/10/2014 23:45	29.08	66.4	**4.33**	3.6
SR13	4/10/2014 5:50	29.20	59.4	**3.87**	2.7	SR13	4/10/2014 11:50	29.23	58.5	**3.80**	1.5	SR13	4/10/2014 17:50	29.20	61.9	**4.02**	4.7	SR13	4/10/2014 23:50	29.06	66.6	**4.34**	3.9
SR13	4/10/2014 5:55	29.21	59.0	**3.84**	3.0	SR13	4/10/2014 11:55	29.23	58.6	**3.81**	1.3	SR13	4/10/2014 17:55	29.21	61.8	**4.01**	5.2	SR13	4/10/2014 23:55	29.08	66.2	**4.31**	3.5

Station	Timestamp	NH_3 (mg/L)				Station	Timestamp	NH_3 (mg/L)			
SR4	4/10/2014 0:17	0.09				SR12	4/10/2014 0:17	0.07			
SR4	4/10/2014 0:37	0.07				SR12	4/10/2014 0:37	0.06			
SR4	4/10/2014 0:57	0.07				SR12	4/10/2014 0:57	0.06			
SR4	4/10/2014 1:17	0.07				SR12	4/10/2014 1:17	0.08			
SR4	4/10/2014 1:37	0.09				SR12	4/10/2014 1:37	0.06			
SR4	4/10/2014 1:57	0.08				SR12	4/10/2014 1:57	0.06			
SR4	4/10/2014 2:17	0.08				SR12	4/10/2014 2:17	0.06			
SR4	4/10/2014 2:37	0.08				SR12	4/10/2014 2:37	0.07			
SR4	4/10/2014 2:57	0.05				SR12	4/10/2014 2:57	0.06			
SR4	4/10/2014 3:17	0.08				SR12	4/10/2014 3:17	0.06			
SR4	4/10/2014 3:37	0.08				SR12	4/10/2014 3:37	0.06			
SR4	4/10/2014 3:57	0.06				SR12	4/10/2014 3:57	0.07			
SR4	4/10/2014 4:17	0.06				SR12	4/10/2014 4:17	0.06			
SR4	4/10/2014 4:37	0.06				SR12	4/10/2014 4:37	0.06			
SR4	4/10/2014 4:57	0.06				SR12	4/10/2014 4:57	0.07			
SR4	4/10/2014 5:17	0.06				SR12	4/10/2014 5:17	0.06			
SR4	4/10/2014 5:37	0.06				SR12	4/10/2014 5:37	0.06			
SR4	4/10/2014 5:57	0.07				SR12	4/10/2014 5:57	0.06			
SR4						SR12					
SR4	4/10/2014 6:37	0.05				SR12	4/10/2014 6:37	0.05			
SR4	4/10/2014 6:57	0.06				SR12	4/10/2014 6:57	0.06			
SR4	4/10/2014 7:17	0.06				SR12	4/10/2014 7:17	0.05			
SR4	4/10/2014 7:37	0.06				SR12	4/10/2014 7:37	0.06			
SR4	4/10/2014 7:57	0.08				SR12	4/10/2014 7:57	0.06			
SR4	4/10/2014 8:17	0.08				SR12	4/10/2014 8:17	0.06			
SR4	4/10/2014 8:37	0.08				SR12	4/10/2014 8:37	0.05			
SR4	4/10/2014 8:57	0.08				SR12	4/10/2014 8:57	0.06			
SR4	4/10/2014 9:17	0.06				SR12	4/10/2014 9:17	0.05			
SR4	4/10/2014 9:37	0.06				SR12	4/10/2014 9:37	0.05			
SR4	4/10/2014 9:57	0.06				SR12	4/10/2014 9:57	0.06			
SR4	4/10/2014 10:17	0.06				SR12	4/10/2014 10:17	0.06			
SR4	4/10/2014 10:37	0.06				SR12	4/10/2014 10:37	0.07			
SR4	4/10/2014 10:57	0.07				SR12	4/10/2014 10:57	0.07			
SR4	4/10/2014 11:17	0.08				SR12	4/10/2014 11:17	0.05			
SR4	4/10/2014 11:37	0.07				SR12	4/10/2014 11:37	0.06			
SR4	4/10/2014 11:57	0.08				SR12	4/10/2014 11:57	0.07			
SR4	4/10/2014 12:17	0.08				SR12	4/10/2014 12:17	0.05			
SR4	4/10/2014 12:37	0.07				SR12	4/10/2014 12:37	0.05			
SR4	4/10/2014 12:57	0.07				SR12	4/10/2014 12:57	0.06			
SR4	4/10/2014 13:17	0.08				SR12	4/10/2014 13:17	0.06			
SR4	4/10/2014 13:37	0.08				SR12	4/10/2014 13:37	0.07			
SR4	4/10/2014 13:57	0.08				SR12	4/10/2014 13:57	0.07			
SR4	4/10/2014 14:17	0.09				SR12	4/10/2014 14:17	0.07			
SR4	4/10/2014 14:37	0.09				SR12	4/10/2014 14:37	0.07			
SR4	4/10/2014 14:57	0.07				SR12	4/10/2014 14:57	0.09			
SR4	4/10/2014 15:17	0.07				SR12	4/10/2014 15:17	0.08			
SR4	4/10/2014 15:37	0.07				SR12	4/10/2014 15:37	0.08			
SR4	4/10/2014 15:57	0.08				SR12	4/10/2014 15:57	0.08			
SR4	4/10/2014 16:17	0.07				SR12	4/10/2014 16:17	0.05			
SR4	4/10/2014 16:37	0.07				SR12	4/10/2014 16:37	0.08			
SR4	4/10/2014 16:57	0.07				SR12	4/10/2014 16:57	0.10			
SR4	4/10/2014 17:17	0.06				SR12	4/10/2014 17:17	0.06			
SR4	4/10/2014 17:37	0.06				SR12	4/10/2014 17:37	0.06			
SR4	4/10/2014 17:57	0.06				SR12	4/10/2014 17:57	0.05			
SR4	4/10/2014 18:17	0.06				SR12	4/10/2014 18:17	0.07			
SR4	4/10/2014 18:37	0.06				SR12	4/10/2014 18:37	0.07			
SR4	4/10/2014 18:57	0.06				SR12	4/10/2014 18:57	0.09			
SR4	4/10/2014 19:17	0.08				SR12	4/10/2014 19:17	0.08			
SR4	4/10/2014 19:37	0.04				SR12	4/10/2014 19:37	0.08			
SR4	4/10/2014 19:57	0.03				SR12	4/10/2014 19:57	0.09			
SR4	4/10/2014 20:17	0.03				SR12	4/10/2014 20:17	0.07			
SR4	4/10/2014 20:37	0.05				SR12	4/10/2014 20:37	0.07			
SR4	4/10/2014 20:57	0.05				SR12	4/10/2014 20:57	0.07			
SR4	4/10/2014 21:17	0.05				SR12	4/10/2014 21:17	0.09			
SR4	4/10/2014 21:37	0.05				SR12	4/10/2014 21:37	0.08			
SR4	4/10/2014 21:57	0.06				SR12	4/10/2014 21:57	0.08			
SR4	4/10/2014 22:17	0.06				SR12	4/10/2014 22:17	0.08			
SR4	4/10/2014 22:37	0.06				SR12	4/10/2014 22:37	0.05			
SR4	4/10/2014 22:57	0.06				SR12	4/10/2014 22:57	0.08			
SR4	4/10/2014 23:17	0.06				SR12	4/10/2014 23:17	0.08			
SR4	4/10/2014 23:37	0.05				SR12	4/10/2014 23:37	0.06			
SR4	4/10/2014 23:57	0.06				SR12	4/10/2014 23:57	0.06			

Remark: Fonts with underline: Action Level Exceedance
Fonts with bold and underline: Limit Level Exceedance
Automatic Instrument calibration of NH3-N monitor was carried out during 5:57-6:37 at SR4 and SR12.
SR5 monitoring station was under maintenance during 11:05-11:25.
SR9 monitoring station was under maintenance during 9:25-9:45.
SR10 monitoring station was under maintenance during 13:15-13:40.

Station	Timestamp	Temp (° C)	DO (%)	DO (mg/L)	Tur (NTU)	Station	Timestamp	Temp (° C)	DO (%)	DO (mg/L)	Tur (NTU)	Station	Timestamp	Temp (° C)	DO (%)	DO (mg/L)	Tur (NTU)	Station	Timestamp	Temp (°C)	DO (%)	DO (mg/L)	Tur (NTU)
SR4	5/10/2014 0:01	29.16	81.0	5.51	3.5	SR4	5/10/2014 6:01	29.11	80.2	5.46	3.8	SR4	5/10/2014 12:01	29.31	84.5	5.75	4.2	SR4	5/10/2014 18:01	29.20	83.7	5.69	7.7
SR4	5/10/2014 0:06	29.17	79.7	5.42	3.4	SR4	5/10/2014 6:06	29.11	80.4	5.47	3.5	SR4	5/10/2014 12:06	29.30	84.8	5.77	4.0	SR4	5/10/2014 18:06	29.20	83.6	5.69	7.3
SR4	5/10/2014 0:11	29.16	80.8	5.50	3.6	SR4	5/10/2014 6:11	29.10	81.4	5.54	3.9	SR4	5/10/2014 12:11	29.29	84.7	5.76	3.8	SR4	5/10/2014 18:11	29.19	83.7	5.71	8.1
SR4	5/10/2014 0:16	29.16	80.2	5.46	4.0	SR4	5/10/2014 6:16	29.09	82.0	5.58	4.8	SR4	5/10/2014 12:16	29.35	85.8	5.83	3.8	SR4	5/10/2014 18:16	29.19	83.5	5.69	8.4
SR4	5/10/2014 0:21	29.17	79.4	5.41	3.2	SR4	5/10/2014 6:21	29.09	81.6	5.55	4.7	SR4	5/10/2014 12:21	29.33	85.9	5.83	3.9	SR4	5/10/2014 18:21	29.19	83.5	5.68	8.1
SR4	5/10/2014 0:26	29.17	78.3	5.30	4.2	SR4	5/10/2014 6:26	29.09	81.2	5.52	4.2	SR4	5/10/2014 12:26	29.34	85.5	5.81	3.0	SR4	5/10/2014 18:26	29.19	83.3	5.67	7.9
SR4	5/10/2014 0:31	29.17	81.7	5.56	3.2	SR4	5/10/2014 6:31	29.09	80.9	5.51	3.8	SR4	5/10/2014 12:31	29.36	86.0	5.84	2.7	SR4	5/10/2014 18:31	29.18	83.6	5.69	9.7
SR4	5/10/2014 0:36	29.17	82.5	5.62	3.2	SR4	5/10/2014 6:36	29.09	80.5	5.47	3.7	SR4	5/10/2014 12:36	29.32	86.2	5.86	2.4	SR4	5/10/2014 18:36	29.17	83.4	5.68	9.9
SR4	5/10/2014 0:41	29.17	82.6	5.63	3.0	SR4	5/10/2014 6:41	29.09	79.4	5.41	3.4	SR4	5/10/2014 12:41	29.32	86.4	5.87	2.3	SR4	5/10/2014 18:41	29.17	83.4	5.69	9.0
SR4	5/10/2014 0:46	29.17	82.3	5.60	2.8	SR4	5/10/2014 6:46	29.10	79.1	5.38	3.8	SR4	5/10/2014 12:46	29.33	86.4	5.88	2.2	SR4	5/10/2014 18:46	29.17	83.4	5.68	8.5
SR4	5/10/2014 0:51	29.18	81.6	5.56	2.5	SR4	5/10/2014 6:51	29.10	79.9	5.43	6.7	SR4	5/10/2014 12:51	29.32	86.9	5.91	3.1	SR4	5/10/2014 18:51	29.17	83.4	5.68	9.0
SR4	5/10/2014 0:56	29.19	81.6	5.51	2.6	SR4	5/10/2014 6:56	29.10	79.6	5.41	4.3	SR4	5/10/2014 12:56	29.31	87.3	5.94	2.4	SR4	5/10/2014 18:56	29.17	83.5	5.69	8.1
SR4	5/10/2014 1:01	29.20	82.9	5.66	2.8	SR4	5/10/2014 7:01	29.09	79.8	5.43	3.3	SR4	5/10/2014 13:01	29.32	87.2	5.93	2.5	SR4	5/10/2014 19:01	29.17	83.1	5.66	8.7
SR4	5/10/2014 1:06	29.21	82.2	5.61	2.9	SR4	5/10/2014 7:06	29.09	80.5	5.48	3.1	SR4	5/10/2014 13:06	29.34	86.7	5.90	2.1	SR4	5/10/2014 19:06	29.17	82.4	5.62	8.0
SR4	5/10/2014 1:11	29.21	83.0	5.66	2.8	SR4	5/10/2014 7:11	29.09	80.1	5.45	3.3	SR4	5/10/2014 13:11	29.32	86.9	5.92	2.2	SR4	5/10/2014 19:11	29.17	82.6	5.63	8.0
SR4	5/10/2014 1:16	29.07	79.7	5.44	2.0	SR4	5/10/2014 7:16	29.09	80.8	5.49	4.2	SR4	5/10/2014 13:16	29.36	86.1	5.86	2.0	SR4	5/10/2014 19:16	29.16	83.0	5.66	7.9
SR4	5/10/2014 1:21	29.21	82.2	5.60	2.6	SR4	5/10/2014 7:21	29.06	80.5	5.48	2.6	SR4	5/10/2014 13:21	29.37	84.4	5.74	1.9	SR4	5/10/2014 19:21	29.16	83.1	5.67	9.1
SR4	5/10/2014 1:26	29.13	80.4	5.49	2.3	SR4	5/10/2014 7:26	29.05	80.9	5.51	4.0	SR4	5/10/2014 13:26	29.35	84.1	5.72	2.3	SR4	5/10/2014 19:26	29.15	83.0	5.66	8.0
SR4	5/10/2014 1:31	29.17	80.6	5.49	3.8	SR4	5/10/2014 7:31	29.07	81.8	5.56	4.6	SR4	5/10/2014 13:31	29.35	86.5	5.89	2.6	SR4	5/10/2014 19:31	29.15	82.9	5.65	9.2
SR4	5/10/2014 1:36	29.17	80.5	5.49	2.5	SR4	5/10/2014 7:36	29.07	81.1	5.53	4.3	SR4	5/10/2014 13:36	29.36	86.7	5.91	3.8	SR4	5/10/2014 19:36	29.15	82.8	5.64	7.5
SR4	5/10/2014 1:41	29.18	81.1	5.52	2.5	SR4	5/10/2014 7:41	29.05	81.3	5.55	3.1	SR4	5/10/2014 13:41	29.39	85.7	5.84	3.7	SR4	5/10/2014 19:41	29.15	82.5	5.63	7.5
SR4	5/10/2014 1:46	29.18	80.8	5.50	2.6	SR4	5/10/2014 7:46	29.06	81.7	5.57	3.9	SR4	5/10/2014 13:46	29.38	87.2	5.95	5.7	SR4	5/10/2014 19:46	29.14	82.7	5.63	8.9
SR4	5/10/2014 1:51	29.16	81.1	5.53	2.7	SR4	5/10/2014 7:51	29.06	81.7	5.57	4.0	SR4	5/10/2014 13:51	29.38	88.3	6.02	3.6	SR4	5/10/2014 19:51	29.14	82.6	5.63	8.1
SR4	5/10/2014 1:56	29.15	82.0	5.58	4.2	SR4	5/10/2014 7:56	29.08	81.6	5.57	3.8	SR4	5/10/2014 13:56	29.39	88.4	6.03	2.4	SR4	5/10/2014 19:56	29.14	82.7	5.63	8.6
SR4	5/10/2014 2:01	29.16	81.0	5.51	2.9	SR4	5/10/2014 8:01	29.08	81.5	5.54	4.3	SR4	5/10/2014 14:01	29.39	89.1	6.08	2.8	SR4	5/10/2014 20:01	29.14	82.4	5.62	6.9
SR4	5/10/2014 2:06	29.15	80.8	5.50	3.9	SR4	5/10/2014 8:06	29.08	81.7	5.57	4.0	SR4	5/10/2014 14:06	29.40	88.6	6.04	2.9	SR4	5/10/2014 20:06	29.13	82.4	5.62	7.9
SR4	5/10/2014 2:11	29.16	80.8	5.50	3.7	SR4	5/10/2014 8:11	29.07	81.9	5.58	3.4	SR4	5/10/2014 14:11	29.40	88.6	6.05	2.1	SR4	5/10/2014 20:11	29.13	82.4	5.62	7.9
SR4	5/10/2014 2:16	29.14	82.6	5.62	5.0	SR4	5/10/2014 8:16	29.07	82.2	5.61	3.4	SR4	5/10/2014 14:16	29.42	88.8	6.04	2.1	SR4	5/10/2014 20:16	29.13	82.2	5.60	7.2
SR4	5/10/2014 2:21	29.14	83.0	5.64	5.0	SR4	5/10/2014 8:21	29.08	79.8	5.43	4.6	SR4	5/10/2014 14:21	29.46	89.6	6.11	2.7	SR4	5/10/2014 20:21	29.12	82.6	5.63	5.6
SR4	5/10/2014 2:26	29.10	80.5	5.48	2.7	SR4	5/10/2014 8:26	29.10	78.9	5.37	6.7	SR4	5/10/2014 14:26	29.45	89.2	6.08	2.1	SR4	5/10/2014 20:26	29.12	84.7	5.78	4.9
SR4	5/10/2014 2:31	29.11	82.1	5.60	2.7	SR4	5/10/2014 8:31	29.09	81.4	5.54	4.4	SR4	5/10/2014 14:31	29.47	89.2	6.08	2.2	SR4	5/10/2014 20:31	29.12	85.0	5.80	4.6
SR4	5/10/2014 2:36	29.12	80.9	5.51	2.6	SR4	5/10/2014 8:36	29.09	81.9	5.58	3.5	SR4	5/10/2014 14:36	29.45	88.2	6.01	2.3	SR4	5/10/2014 20:36	29.12	84.3	5.75	4.2
SR4	5/10/2014 2:41	29.10	80.9	5.52	2.7	SR4	5/10/2014 8:41	29.09	82.0	5.59	4.0	SR4	5/10/2014 14:41	29.42	87.3	5.95	3.0	SR4	5/10/2014 20:41	29.12	84.4	5.76	3.7
SR4	5/10/2014 2:46	29.01	84.7	5.79	2.1	SR4	5/10/2014 8:46	29.10	82.0	5.59	3.9	SR4	5/10/2014 14:46	29.40	88.8	6.05	2.7	SR4	5/10/2014 20:46	29.13	84.0	5.73	3.6
SR4	5/10/2014 2:51	29.04	85.0	5.81	2.2	SR4	5/10/2014 8:51	29.10	81.8	5.57	4.3	SR4	5/10/2014 14:51	29.40	87.6	5.97	2.8	SR4	5/10/2014 20:51	29.13	85.3	5.82	3.5
SR4	5/10/2014 2:56	29.03	84.6	5.78	2.3	SR4	5/10/2014 8:56	29.11	82.0	5.58	3.8	SR4	5/10/2014 14:56	29.39	86.9	5.93	2.8	SR4	5/10/2014 20:56	29.13	84.2	5.75	3.6
SR4	5/10/2014 3:01	29.05	85.0	5.80	2.3	SR4	5/10/2014 9:01	29.11	81.5	5.55	3.1	SR4	5/10/2014 15:01	29.33	87.0	5.94	4.6	SR4	5/10/2014 21:01	29.13	83.9	5.73	3.5
SR4	5/10/2014 3:06	29.05	85.5	5.84	2.4	SR4	5/10/2014 9:06	29.11	81.7	5.57	3.2	SR4	5/10/2014 15:06	29.21	86.6	5.92	6.8	SR4	5/10/2014 21:06	29.12	84.8	5.79	3.0
SR4	5/10/2014 3:11	29.05	85.5	5.84	2.5	SR4	5/10/2014 9:11	29.10	82.3	5.61	4.5	SR4	5/10/2014 15:11	29.18	87.3	5.97	5.1	SR4	5/10/2014 21:11	28.97	85.7	5.87	2.4
SR4	5/10/2014 3:16	29.08	83.9	5.73	3.2	SR4	5/10/2014 9:16	29.10	82.6	5.63	3.1	SR4	5/10/2014 15:16	29.18	86.5	5.91	5.1	SR4	5/10/2014 21:16	28.97	86.7	5.94	2.7
SR4	5/10/2014 3:21	29.09	83.8	5.71	4.0	SR4	5/10/2014 9:21	29.10	82.3	5.61	3.4	SR4	5/10/2014 15:21	29.17	87.0	5.90	4.6	SR4	5/10/2014 21:21	28.99	86.4	5.92	2.8
SR4	5/10/2014 3:26	29.09	83.3	5.68	3.3	SR4	5/10/2014 9:26	29.08	82.6	5.61	4.8	SR4	5/10/2014 15:26	29.18	86.8	5.93	6.1	SR4	5/10/2014 21:26	29.02	85.5	5.85	2.7
SR4	5/10/2014 3:31	29.10	83.4	5.68	3.8	SR4	5/10/2014 9:31	29.07	83.2	5.67	2.8	SR4	5/10/2014 15:31	29.18	86.7	5.92	4.0	SR4	5/10/2014 21:31	29.04	85.2	5.83	2.7
SR4	5/10/2014 3:36	29.11	83.0	5.65	4.2	SR4	5/10/2014 9:36	29.09	83.2	5.67	3.5	SR4	5/10/2014 15:36	29.20	86.2	5.88	4.0	SR4	5/10/2014 21:36	29.13	84.4	5.76	3.4
SR4	5/10/2014 3:41	29.11	82.7	5.63	4.2	SR4	5/10/2014 9:41	29.07	83.5	5.69	3.8	SR4	5/10/2014 15:41	29.17	85.2	5.81	6.0	SR4	5/10/2014 21:41	29.14	84.6	5.77	3.6
SR4	5/10/2014 3:46	29.12	82.7	5.63	5.5	SR4	5/10/2014 9:46	29.08	83.7	5.71	2.4	SR4	5/10/2014 15:46	29.18	85.7	5.84	5.8	SR4	5/10/2014 21:46	29.09	84.9	5.80	3.0
SR4	5/10/2014 3:51	29.12	82.2	5.59	5.9	SR4	5/10/2014 9:51	29.09	83.4	5.69	2.6	SR4	5/10/2014 15:51	29.18	85.0	5.79	6.8	SR4	5/10/2014 21:51	29.08	85.3	5.83	4.2
SR4	5/10/2014 3:56	29.11	82.4	5.60	6.2	SR4	5/10/2014 9:56	29.09	83.6	5.70	2.7	SR4	5/10/2014 15:56	29.18	85.7	5.83	5.4	SR4	5/10/2014 21:56	28.99	85.8	5.88	2.7
SR4	5/10/2014 4:01	29.11	82.1	5.57	5.3	SR4	5/10/2014 10:01	29.07	82.8	5.61	5.2	SR4	5/10/2014 16:01	29.19	85.7	5.83	5.7	SR4	5/10/2014 22:01	29.00	85.9	5.88	2.4
SR4	5/10/2014 4:06	29.11	82.0	5.57	5.2	SR4	5/10/2014 10:06	29.07	82.5	5.63	5.9	SR4	5/10/2014 16:06	29.19	84.6	5.76	6.4	SR4	5/10/2014 22:06	29.03	85.7	5.86	2.9
SR4	5/10/2014 4:11	29.11	82.2	5.59	5.3	SR4	5/10/2014 10:11	29.08	81.6	5.57	3.7	SR4	5/10/2014 16:11	29.21	85.3	5.80	5.3	SR4	5/10/2014 22:11	29.04	85.1	5.82	2.7
SR4	5/10/2014 4:16	29.10	81.5	5.54	3.9	SR4	5/10/2014 10:16	29.08	82.0	5.59	5.7	SR4	5/10/2014 16:16	29.21	85.4	5.81	5.0	SR4	5/10/2014 22:16	29.03	84.8	5.80	2.6
SR4	5/10/2014 4:21	29.11	82.2	5.59	5.1	SR4	5/10/2014 10:21	29.08	81.9	5.59	6.6	SR4	5/10/2014 16:21	29.21	85.6	5.79	7.8	SR4	5/10/2014 22:21	28.99	85.2	5.84	2.2
SR4	5/10/2014 4:26	29.11	81.9	5.57	4.4	SR4	5/10/2014 10:26	29.08	81.3	5.53	6.3	SR4	5/10/2014 16:26	29.21	85.1	5.79	5.1	SR4	5/10/2014 22:26	28.98	83.8	5.74	2.2
SR4	5/10/2014 4:31	29.11	81.9	5.57	5.0	SR4	5/10/2014 10:31	29.09	80.7	5.50	6.2	SR4	5/10/2014 16:31	29.23	85.9	5.85	4.5	SR4	5/10/2014 22:31	29.00	84.9	5.82	2.4
SR4	5/10/2014 4:36	29.11	82.0	5.58	6.2	SR4	5/10/2014 10:36	29.09	81.0	5.50	6.2	SR4	5/10/2014 16:36	29.23	86.0	5.86	4.2	SR4	5/10/2014 22:36	29.03	86.3	5.90	2.5
SR4	5/10/2014 4:41	29.12	81.5	5.55	6.9	SR4	5/10/2014 10:41	29.09	81.8	5.54	8.5	SR4	5/10/2014 16:41	29.23	86.1	5.86	4.7	SR4	5/10/2014 22:41	29.02	85.5	5.86	2.3
SR4	5/10/2014 4:46	29.11	82.0	5.58	5.9	SR4	5/10/2014 10:46	29.10	81.7	5.55	6.7	SR4	5/10/2014 16:46	29.23	84.9	5.78	3.3	SR4	5/10/2014 22:46	29.01	86.3	5.92	2.5
SR4	5/10/2014 4:51	29.11	81.4	5.54	6.3	SR4	5/10/2014 10:51	29.11	81.6	5.54	7.2	SR4	5/10/2014 16:51	29.23	84.8	5.77	3.7	SR4	5/10/2014 22:51	29.01	85.9	5.87	2.4
SR4	5/10/2014 4:56	29.11	80.5	5.47	4.2	SR4	5/10/2014 10:56	29.12	81.6	5.54	6.7	SR4	5/10/2014 16:56	29.23	84.6	5.76	4.4	SR4	5/10/2014 22:56	29.01	85.8	5.85	3.3
SR4	5/10/2014 5:01	29.11	81.1	5.52	5.8	SR4	5/10/2014 11:01	29.12	82.1	5.57	8.4	SR4	5/10/2014 17:01	29.23	83.0	5.65	6.1	SR4	5/10/2014 23:01	29.03	86.0	5.89	2.5
SR4	5/10/2014 5:06	29.11	81.4	5.53	5.5	SR4	5/10/2014 11:06	29.11	81.6	5.54	**10.1**	SR4	5/10/2014 17:06	29.23	84.9	5.77	6.9	SR4	5/10/2014 23:06	29.03	85.6	5.87	2.5
SR4	5/10/2014 5:11	29.11	81.3	5.53	7.3	SR4	5/10/2014 11:11	29.11	81.6	5.53	6.5	SR4	5/10/2014 17:11	29.23	84.7	5.77	5.4	SR4	5/10/2014 23:11	29.00	84.3	5.77	2.4
SR4	5/10/2014 5:16	29.11	80.5	5.47	5.7	SR4	5/10/2014 11:16	29.12	82.8	5.58	**10.7**	SR4	5/10/2014 17:16	29.23	84.4	5.75	5.9	SR4	5/10/2014 23:16	29.09	87.2	5.97	2.7
SR4	5/10/2014 5:21	29.11	80.4	5.47	4.9	SR4	5/10/2014 11:21	29.23	82.0	5.55	4.1	SR4	5/10/2014 17:21	29.22	84.3	5.73	8.1	SR4	5/10/2014 23:21	29.08	86.4	5.88	2.8
SR4	5/10/2014 5:26	29.11	79.4	5.41	3.3	SR4	5/10/2014 11:26	29.28	82.9	5.62	5.3	SR4	5/10/2014 17:26	29.22	84.2	5.74	6.9	SR4	5/10/2014 23:26	29.07	86.1	5.89	2.5
SR4	5/10/2014 5:31	29.11	79.5	5.41	3.5	SR4	5/10/2014 11:31	29.23	82.6	5.61	5.1	SR4	5/10/2014 17:31	29.22	84.0	5.72	7.6	SR4	5/10/2014 23:31	29.08	86.7	5.94	2.5
SR4	5/10/2014 5:36	29.10	79.2	5.39	3.8	SR4	5/10/2014 11:36	29.22	82.9	5.64	5.5	SR4	5/10/2014 17:36	29.21	84.3	5.74	7.6	SR4	5/10/2014 23:36	29.08	86.5	5.92	2.6
SR4	5/10/2014 5:41	29.11	80.1	5.45	4.1	SR4	5/10/2014 11:41	29.24	84.0	5.70	7.1	SR4	5/10/2014 17:41	29.20	84.0	5.72	7.2	SR4	5/10/2014 23:41	29.08	86.7	5.93	2.5
SR4	5/10/2014 5:46	29.11	81.6	5.56	4.1	SR4	5/10/2014 11:46	29.25	85.1	5.79	4.1	SR4	5/10/2014 17:46	29.20	83.5	5.69	6.8	SR4	5/10/2014 23:46	29.07	86.6	5.93	2.9
SR4	5/10/2014 5:51	29.11	80.8	5.50	4.8	SR4	5/10/2014 11:51	29.26	84.7	5.76	4.8	SR4	5/10/2014 17:51	29.20	83.9	5.71	8.8	SR4	5/10/2014 23:51	29.07	85.8	5.87	2.8
SR4	5/10/2014 5:56	29.11	81.1	5.52	4.4	SR4	5/10/2014 11:56	29.28	84.9	5.77	3.4	SR4	5/10/2014 17:56	29.20	84.0	5.72	8.4	SR4	5/10/2014 23:56	29.07	84.5	5.78	2.1

Station	Timestamp	Temp (° C)	DO (%)	DO (mg/L)	Tur (NTU)	Station	Timestamp	Temp (° C)	DO (%)	DO (mg/L)	Tur (NTU)	Station	Timestamp	Temp (° C)	DO (%)	DO (mg/L)	Tur (NTU)	Station	Timestamp	Temp (°C)	DO (%)	DO (mg/L)	Tur (NTU)
SR5	5/10/2014 0:00	29.11	76.7	**5.01**	2.0	SR5	5/10/2014 6:00	29.14	67.8	**4.38**	4.3	SR5	5/10/2014 12:00	29.23	81.1	**5.32**	1.2	SR5	5/10/2014 18:00	29.19	68.0	**4.40**	7.1
SR5	5/10/2014 0:05	29.10	76.8	**5.02**	2.0	SR5	5/10/2014 6:05	29.15	66.7	**4.30**	3.9	SR5	5/10/2014 12:05	29.29	84.7	5.55	0.9	SR5	5/10/2014 18:05	29.19	67.8	**4.39**	6.5
SR5	5/10/2014 0:10	29.13	76.4	**4.98**	1.9	SR5	5/10/2014 6:10	29.14	68.7	**4.43**	4.2	SR5	5/10/2014 12:10	29.33	83.6	5.48	1.2	SR5	5/10/2014 18:10	29.20	68.3	**4.42**	7.1
SR5	5/10/2014 0:15	29.16	76.2	**4.97**	2.3	SR5	5/10/2014 6:15	29.14	69.7	**4.50**	4.1	SR5	5/10/2014 12:15	29.30	82.8	5.42	1.5	SR5	5/10/2014 18:15	29.20	69.3	**4.48**	6.5
SR5	5/10/2014 0:20	29.15	76.2	**4.97**	2.1	SR5	5/10/2014 6:20	29.15	68.2	**4.40**	3.4	SR5	5/10/2014 12:20	29.29	81.9	**5.37**	1.9	SR5	5/10/2014 18:20	29.20	69.8	**4.51**	6.3
SR5	5/10/2014 0:25	29.16	75.8	**4.94**	2.4	SR5	5/10/2014 6:25	29.14	67.8	**4.38**	3.4	SR5	5/10/2014 12:25	29.33	83.3	5.45	1.2	SR5	5/10/2014 18:25	29.20	69.6	**4.50**	6.7
SR5	5/10/2014 0:30	29.15	75.5	**4.91**	2.7	SR5	5/10/2014 6:30	29.15	67.9	**4.38**	3.8	SR5	5/10/2014 12:30	29.27	84.4	5.55	1.0	SR5	5/10/2014 18:30	29.20	68.8	**4.45**	6.8
SR5	5/10/2014 0:35	29.16	75.1	**4.89**	3.1	SR5	5/10/2014 6:35	29.14	67.9	**4.38**	3.8	SR5	5/10/2014 12:35	29.25	83.3	5.47	0.9	SR5	5/10/2014 18:35	29.19	68.8	**4.45**	5.9
SR5	5/10/2014 0:40	29.20	78.4	**5.12**	2.0	SR5	5/10/2014 6:40	29.14	68.3	**4.41**	3.9	SR5	5/10/2014 12:40	29.30	84.1	5.52	1.0	SR5	5/10/2014 18:40	29.19	68.4	**4.42**	6.2
SR5	5/10/2014 0:45	29.21	79.2	**5.17**	1.8	SR5	5/10/2014 6:45	29.14	68.3	**4.41**	4.7	SR5	5/10/2014 12:45	29.31	83.6	5.49	0.9	SR5	5/10/2014 18:45	29.19	68.7	**4.44**	5.8
SR5	5/10/2014 0:50	29.18	78.3	**5.11**	2.4	SR5	5/10/2014 6:50	29.14	68.1	**4.39**	3.9	SR5	5/10/2014 12:50	29.29	82.8	5.44	0.9	SR5	5/10/2014 18:50	29.19	68.2	**4.41**	5.6
SR5	5/10/2014 0:55	29.16	78.2	**5.11**	2.1	SR5	5/10/2014 6:55	29.14	68.5	**4.42**	4.4	SR5	5/10/2014 12:55	29.29	82.5	5.41	1.7	SR5	5/10/2014 18:55	29.19	67.8	**4.38**	6.3
SR5	5/10/2014 1:00	29.18	77.4	**5.05**	2.3	SR5	5/10/2014 7:00	28.88	73.8	**4.83**	2.2	SR5	5/10/2014 13:00	29.29	82.0	**5.38**	1.2	SR5	5/10/2014 19:00	29.18	68.4	**4.42**	6.1
SR5	5/10/2014 1:05	29.18	77.0	**5.03**	2.1	SR5	5/10/2014 7:05	28.88	75.8	**4.96**	2.1	SR5	5/10/2014 13:05	29.28	81.8	**5.36**	1.3	SR5	5/10/2014 19:05	29.18	68.3	**4.41**	7.1
SR5	5/10/2014 1:10	29.18	77.1	**5.03**	2.3	SR5	5/10/2014 7:10	28.94	75.0	**4.89**	2.2	SR5	5/10/2014 13:10	29.28	82.2	5.39	1.4	SR5	5/10/2014 19:10	29.18	68.0	**4.39**	6.6
SR5	5/10/2014 1:15	29.17	77.7	**5.07**	2.2	SR5	5/10/2014 7:15	28.91	76.4	**5.00**	2.2	SR5	5/10/2014 13:15	29.45	84.3	5.52	0.8	SR5	5/10/2014 19:15	29.18	66.5	**4.30**	6.4
SR5	5/10/2014 1:20	29.18	77.8	**5.08**	2.0	SR5	5/10/2014 7:20	28.93	76.3	**4.99**	2.2	SR5	5/10/2014 13:20	29.47	83.2	5.44	1.3	SR5	5/10/2014 19:20	29.18	67.5	**4.36**	6.3
SR5	5/10/2014 1:25	29.21	76.7	**5.01**	2.1	SR5	5/10/2014 7:25	28.94	76.5	**5.00**	2.3	SR5	5/10/2014 13:25	29.53	83.2	5.43	1.0	SR5	5/10/2014 19:25	29.18	67.6	**4.37**	6.3
SR5	5/10/2014 1:30	29.16	74.6	**4.87**	1.9	SR5	5/10/2014 7:30	28.94	76.2	**4.98**	2.0	SR5	5/10/2014 13:30	29.56	82.4	**5.38**	1.4	SR5	5/10/2014 19:30	29.18	67.4	**4.35**	6.2
SR5	5/10/2014 1:35	29.13	74.1	**4.85**	1.6	SR5	5/10/2014 7:35	28.95	76.1	**4.98**	2.6	SR5	5/10/2014 13:35	29.46	80.8	**5.29**	1.4	SR5	5/10/2014 19:35	29.18	67.2	**4.34**	6.9
SR5	5/10/2014 1:40	29.17	78.1	**5.10**	1.9	SR5	5/10/2014 7:40	28.95	74.9	**4.89**	2.4	SR5	5/10/2014 13:40	29.49	81.0	**5.29**	0.9	SR5	5/10/2014 19:40	29.18	67.3	**4.34**	5.9
SR5	5/10/2014 1:45	29.16	77.1	**5.04**	1.8	SR5	5/10/2014 7:45	28.95	75.0	**4.90**	2.2	SR5	5/10/2014 13:45	29.55	81.5	**5.33**	1.0	SR5	5/10/2014 19:45	29.17	68.1	**4.40**	6.5
SR5	5/10/2014 1:50	29.20	76.6	**5.00**	1.9	SR5	5/10/2014 7:50	28.94	75.4	**4.93**	2.3	SR5	5/10/2014 13:50	29.54	81.3	**5.31**	1.2	SR5	5/10/2014 19:50	29.17	68.1	**4.39**	5.9
SR5	5/10/2014 1:55	29.14	79.7	**5.22**	1.6	SR5	5/10/2014 7:55	28.94	75.3	**4.92**	2.4	SR5	5/10/2014 13:55	29.51	81.2	**5.31**	1.2	SR5	5/10/2014 19:55	29.17	67.8	**4.38**	5.8
SR5	5/10/2014 2:00	29.15	78.1	**5.11**	1.6	SR5	5/10/2014 8:00	28.93	74.4	**4.87**	2.2	SR5	5/10/2014 14:00	29.51	80.5	**5.26**	1.1	SR5	5/10/2014 20:00	29.17	66.9	**4.32**	5.7
SR5	5/10/2014 2:05	29.16	78.2	**5.12**	1.6	SR5	5/10/2014 8:05	28.94	74.2	**4.85**	2.3	SR5	5/10/2014 14:05	29.52	80.2	**5.24**	1.1	SR5	5/10/2014 20:05	29.18	67.4	**4.35**	5.9
SR5	5/10/2014 2:10	29.18	77.2	**5.05**	1.6	SR5	5/10/2014 8:10	28.97	74.7	**4.88**	2.7	SR5	5/10/2014 14:10	29.53	80.2	**5.24**	1.1	SR5	5/10/2014 20:10	29.17	67.4	**4.35**	5.5
SR5	5/10/2014 2:15	29.16	77.8	**5.09**	1.7	SR5	5/10/2014 8:15	28.92	74.9	**4.90**	2.1	SR5	5/10/2014 14:15	29.55	80.5	**5.26**	1.1	SR5	5/10/2014 20:15	29.17	67.5	**4.36**	5.4
SR5	5/10/2014 2:20	29.15	77.5	**5.07**	1.6	SR5	5/10/2014 8:20	28.95	74.9	**4.89**	2.5	SR5	5/10/2014 14:20	29.56	80.3	**5.25**	0.9	SR5	5/10/2014 20:20	29.17	67.6	**4.36**	5.2
SR5	5/10/2014 2:25	29.16	77.8	**5.09**	1.4	SR5	5/10/2014 8:25	28.99	74.9	**4.88**	2.3	SR5	5/10/2014 14:25	29.55	79.9	**5.22**	1.6	SR5	5/10/2014 20:25	29.17	68.0	**4.39**	5.1
SR5	5/10/2014 2:30	29.17	77.3	**5.06**	1.5	SR5	5/10/2014 8:30	28.92	74.6	**4.87**	2.2	SR5	5/10/2014 14:30	29.55	79.6	**5.20**	1.0	SR5	5/10/2014 20:30	29.17	68.1	**4.39**	5.5
SR5	5/10/2014 2:35	29.23	76.7	**5.01**	1.8	SR5	5/10/2014 8:35	28.93	73.6	**4.81**	2.1	SR5	5/10/2014 14:35	29.58	79.6	**5.20**	0.8	SR5	5/10/2014 20:35	29.17	67.9	**4.38**	5.0
SR5	5/10/2014 2:40	29.23	76.1	**4.97**	1.9	SR5	5/10/2014 8:40	29.02	75.7	**4.93**	1.7	SR5	5/10/2014 14:40	29.56	79.9	**5.22**	1.1	SR5	5/10/2014 20:40	29.17	67.3	**4.34**	5.2
SR5	5/10/2014 2:45	29.24	76.5	**4.99**	2.2	SR5	5/10/2014 8:45	28.94	75.5	**4.93**	1.7	SR5	5/10/2014 14:45	29.55	79.7	**5.20**	1.1	SR5	5/10/2014 20:45	29.17	67.1	**4.33**	5.3
SR5	5/10/2014 2:50	29.25	76.3	**4.97**	2.4	SR5	5/10/2014 8:50	28.94	75.4	**4.92**	1.7	SR5	5/10/2014 14:50	29.54	79.3	**5.18**	1.2	SR5	5/10/2014 20:50	29.17	67.1	**4.32**	5.0
SR5	5/10/2014 2:55	29.23	76.0	**4.95**	2.0	SR5	5/10/2014 8:55	29.02	77.1	**5.03**	1.9	SR5	5/10/2014 14:55	29.54	79.2	**5.17**	1.0	SR5	5/10/2014 20:55	29.15	65.9	**4.26**	4.8
SR5	5/10/2014 3:00	29.24	76.7	**5.00**	1.9	SR5	5/10/2014 9:00	29.03	76.6	**4.99**	1.6	SR5	5/10/2014 15:00	29.51	79.5	**5.19**	1.1	SR5	5/10/2014 21:00	29.17	66.8	**4.31**	5.5
SR5	5/10/2014 3:05	29.24	75.9	**4.95**	2.2	SR5	5/10/2014 9:05	28.95	78.8	**5.16**	1.6	SR5	5/10/2014 15:05	29.52	79.4	**5.19**	1.0	SR5	5/10/2014 21:05	29.17	66.7	**4.30**	5.4
SR5	5/10/2014 3:10	29.23	75.5	**4.92**	2.1	SR5	5/10/2014 9:10	28.98	77.4	**5.06**	1.8	SR5	5/10/2014 15:10	29.52	80.4	**5.25**	1.8	SR5	5/10/2014 21:10	29.15	65.4	**4.22**	4.1
SR5	5/10/2014 3:15	29.22	76.3	**4.97**	2.3	SR5	5/10/2014 9:15	28.98	77.6	**5.07**	1.7	SR5	5/10/2014 15:15	29.51	80.4	**5.25**	1.4	SR5	5/10/2014 21:15	29.16	65.8	**4.24**	4.6
SR5	5/10/2014 3:20	29.22	74.4	**4.84**	2.4	SR5	5/10/2014 9:20	28.99	77.7	**5.07**	1.6	SR5	5/10/2014 15:20	29.50	80.3	**5.25**	1.8	SR5	5/10/2014 21:20	29.17	65.7	**4.24**	4.6
SR5	5/10/2014 3:25	29.22	74.8	**4.88**	1.8	SR5	5/10/2014 9:25	28.94	80.3	**5.26**	1.2	SR5	5/10/2014 15:25	29.48	79.3	**5.18**	1.5	SR5	5/10/2014 21:25	29.16	64.8	**4.18**	4.5
SR5	5/10/2014 3:30	29.22	74.7	**4.86**	2.0	SR5	5/10/2014 9:30	28.98	79.7	**5.21**	1.4	SR5	5/10/2014 15:30	29.45	79.2	**5.17**	1.6	SR5	5/10/2014 21:30	29.16	67.0	**4.32**	4.7
SR5	5/10/2014 3:35	29.22	73.9	**4.81**	2.2	SR5	5/10/2014 9:35	29.00	79.9	**5.23**	1.7	SR5	5/10/2014 15:35	29.43	78.7	**5.14**	1.9	SR5	5/10/2014 21:35	29.14	73.0	**4.72**	4.3
SR5	5/10/2014 3:40	29.22	73.1	**4.76**	2.2	SR5	5/10/2014 9:40	29.02	78.7	**5.15**	1.4	SR5	5/10/2014 15:40	29.43	77.7	**5.07**	1.8	SR5	5/10/2014 21:40	29.17	72.8	**4.70**	4.6
SR5	5/10/2014 3:45	29.23	73.8	**4.80**	2.4	SR5	5/10/2014 9:45	29.02	80.6	**5.27**	1.2	SR5	5/10/2014 15:45	29.40	77.0	**5.02**	2.0	SR5	5/10/2014 21:45	29.16	72.5	**4.68**	5.0
SR5	5/10/2014 3:50	29.22	72.0	**4.67**	2.8	SR5	5/10/2014 9:50	29.03	79.7	**5.22**	1.2	SR5	5/10/2014 15:50	29.38	76.7	**5.01**	2.4	SR5	5/10/2014 21:50	29.14	71.7	**4.63**	4.5
SR5	5/10/2014 3:55	29.21	70.3	**4.55**	3.2	SR5	5/10/2014 9:55	29.04	78.7	**5.14**	1.8	SR5	5/10/2014 15:55	29.38	76.4	**4.99**	2.3	SR5	5/10/2014 21:55	29.14	71.6	**4.62**	4.5
SR5	5/10/2014 4:00	29.21	70.0	**4.53**	4.7	SR5	5/10/2014 10:00	29.05	79.3	**5.19**	1.3	SR5	5/10/2014 16:00	29.38	75.9	**4.95**	2.4	SR5	5/10/2014 22:00	29.17	71.4	**4.61**	4.8
SR5	5/10/2014 4:05	29.21	69.3	**4.48**	4.3	SR5	5/10/2014 10:05	29.05	79.1	**5.17**	1.5	SR5	5/10/2014 16:05	29.36	75.2	**4.91**	2.6	SR5	5/10/2014 22:05	29.16	72.2	**4.66**	6.0
SR5	5/10/2014 4:10	29.20	69.5	**4.49**	4.9	SR5	5/10/2014 10:10	29.06	78.6	**5.14**	1.8	SR5	5/10/2014 16:10	29.32	74.6	**4.86**	3.1	SR5	5/10/2014 22:10	29.14	73.6	**4.76**	6.0
SR5	5/10/2014 4:15	29.20	68.9	**4.45**	4.1	SR5	5/10/2014 10:15	29.04	79.3	**5.19**	1.9	SR5	5/10/2014 16:15	29.31	73.6	**4.80**	2.7	SR5	5/10/2014 22:15	29.15	73.1	**4.72**	6.3
SR5	5/10/2014 4:20	29.20	68.8	**4.44**	4.6	SR5	5/10/2014 10:20	29.06	80.1	**5.24**	1.6	SR5	5/10/2014 16:20	29.34	73.9	**4.82**	2.6	SR5	5/10/2014 22:20	29.15	72.5	**4.68**	6.8
SR5	5/10/2014 4:25	29.20	68.5	**4.42**	4.4	SR5	5/10/2014 10:25	29.10	80.2	**5.24**	1.5	SR5	5/10/2014 16:25	29.27	71.7	**4.66**	3.8	SR5	5/10/2014 22:25	29.15	72.5	**4.68**	7.7
SR5	5/10/2014 4:30	29.20	68.5	**4.43**	4.7	SR5	5/10/2014 10:30	29.12	81.7	**5.35**	1.1	SR5	5/10/2014 16:30	29.31	72.9	**4.75**	2.7	SR5	5/10/2014 22:30	29.11	73.2	**4.74**	5.3
SR5	5/10/2014 4:35	29.20	68.1	**4.40**	4.4	SR5	5/10/2014 10:35	29.12	80.4	**5.26**	1.4	SR5	5/10/2014 16:35	29.28	72.1	**4.69**	2.8	SR5	5/10/2014 22:35	29.12	73.3	**4.75**	5.0
SR5	5/10/2014 4:40	29.20	68.6	**4.43**	5.3	SR5	5/10/2014 10:40	29.15	80.8	**5.29**	1.2	SR5	5/10/2014 16:40	29.28	72.1	**4.69**	2.9	SR5	5/10/2014 22:40	29.09	73.6	**4.77**	3.7
SR5	5/10/2014 4:45	29.18	69.2	**4.47**	4.5	SR5	5/10/2014 10:45	29.15	80.4	**5.26**	1.4	SR5	5/10/2014 16:45	29.28	72.4	**4.71**	3.3	SR5	5/10/2014 22:45	29.12	73.0	**4.73**	3.5
SR5	5/10/2014 4:50	29.18	69.2	**4.46**	5.7	SR5	5/10/2014 10:50	29.12	80.5	**5.28**	1.3	SR5	5/10/2014 16:50	29.28	72.1	**4.69**	4.8	SR5	5/10/2014 22:50	29.12	73.0	**4.73**	4.9
SR5	5/10/2014 4:55	29.16	69.4	**4.48**	4.6	SR5	5/10/2014 10:55	29.13	80.7	**5.29**	1.3	SR5	5/10/2014 16:55	29.28	73.9	**4.81**	2.6	SR5	5/10/2014 22:55	29.11	73.0	**4.73**	4.1
SR5	5/10/2014 5:00	29.16	69.9	**4.51**	4.3	SR5	5/10/2014 11:00	29.11	79.9	**5.24**	1.5	SR5	5/10/2014 17:00	29.27	72.8	**4.74**	2.8	SR5	5/10/2014 23:00	29.12	72.8	**4.72**	3.7
SR5	5/10/2014 5:05	29.16	69.8	**4.51**	4.5	SR5	5/10/2014 11:05	29.19	80.1	**5.24**	1.9	SR5	5/10/2014 17:05	29.28	72.7	**4.73**	2.9	SR5	5/10/2014 23:05	29.13	72.4	**4.69**	3.9
SR5	5/10/2014 5:10	29.16	70.2	**4.53**	4.2	SR5	5/10/2014 11:10	29.20	81.1	**5.31**	1.4	SR5	5/10/2014 17:10	29.26	72.1	**4.68**	3.5	SR5	5/10/2014 23:10	29.14	72.1	**4.67**	3.6
SR5	5/10/2014 5:15	29.16	70.0	**4.52**	4.3	SR5	5/10/2014 11:15	29.19	81.8	**5.36**	1.1	SR5	5/10/2014 17:15	29.25	71.6	**4.66**	3.9	SR5	5/10/2014 23:15	29.17	71.7	**4.64**	3.7
SR5	5/10/2014 5:20	29.16	70.1	**4.52**	4.2	SR5	5/10/2014 11:20	29.20	80.5	**5.27**	1.3	SR5	5/10/2014 17:20	29.25	70.9	**4.61**	4.3	SR5	5/10/2014 23:20	29.14	71.7	**4.64**	3.4
SR5	5/10/2014 5:25	29.15	68.8	**4.44**	4.1	SR5	5/10/2014 11:25	29.18	80.8	**5.29**	1.3	SR5	5/10/2014 17:25	29.23	69.8	**4.53**	5.9	SR5	5/10/2014 23:25	29.17	71.7	**4.64**	4.2
SR5	5/10/2014 5:30	29.16	64.0	**4.13**	3.9	SR5	5/10/2014 11:30	29.21	81.8	**5.37**	1.4	SR5	5/10/2014 17:30	29.21	69.1	**4.48**	5.9	SR5	5/10/2014 23:30	29.16	72.3	**4.68**	3.7
SR5	5/10/2014 5:35	29.18	63.2	**4.08**	3.6	SR5	5/10/2014 11:35	29.18	80.2	**5.26**	1.2	SR5	5/10/2014 17:35	29.20	69.3	**4.49**	5.9	SR5	5/10/2014 23:35	29.17	71.5	**4.63**	3.8
SR5	5/10/2014 5:40	29.17	66.9	**4.32**	4.0	SR5	5/10/2014 11:40	29.20	81.1	**5.32**	1.1	SR5	5/10/2014 17:40	29.20	68.9	**4.46**	6.2	SR5	5/10/2014 23:40	29.17	71.5	**4.63**	4.1
SR5	5/10/2014 5:45	29.17	64.1	**4.14**	4.2	SR5	5/10/2014 11:45	29.19	82.5	5.41	1.2	SR5	5/10/2014 17:45	29.20	69.0	**4.47**	6.4	SR5	5/10/2014 23:45	29.16	71.3	**4.61**	4.0
SR5	5/10/2014 5:50	29.15	68.6	**4.42**	4.3	SR5	5/10/2014 11:50	29.19	80.6	**5.29**	1.3	SR5	5/10/2014 17:50	29.20	68.4	**4.43**	6.5	SR5	5/10/2014 23:50	29.10	74.2	**4.82**	3.5
SR5	5/10/2014 5:55	29.14	68.1	**4.40**	4.0	SR5	5/10/2014 11:55	29.21	81.4	**5.34**	1.3	SR5	5/10/2014 17:55	29.19	68.5	**4.43**	6.6	SR5	5/10/2014 23:55	29.08	75.2	**4.89**	3.1

Station	Timestamp	Temp (° C)	DO (%)	DO (mg/L)	Tur (NTU)	Station	Timestamp	Temp (° C)	DO (%)	DO (mg/L)	Tur (NTU)	Station	Timestamp	Temp (° C)	DO (%)	DO (mg/L)	Tur (NTU)	Station	Timestamp	Temp (°C)	DO (%)	DO (mg/L)	Tur (NTU)
SR9	5/10/2014 0:00	29.14	108.8	7.00	3.3	SR9	5/10/2014 6:00	28.77	88.1	**5.71**	2.6	SR9	5/10/2014 12:00	29.08	108.9	7.01	2.0	SR9	5/10/2014 18:00	29.46	134.6	8.61	2.8
SR9	5/10/2014 0:05	29.18	108.1	6.94	2.8	SR9	5/10/2014 6:05	28.76	88.6	**5.74**	2.9	SR9	5/10/2014 12:05	29.11	112.4	7.23	1.1	SR9	5/10/2014 18:05	29.46	134.2	8.58	3.1
SR9	5/10/2014 0:10	29.18	106.2	6.82	2.6	SR9	5/10/2014 6:10	28.76	89.1	**5.78**	2.6	SR9	5/10/2014 12:10	29.12	113.4	7.30	1.2	SR9	5/10/2014 18:10	29.50	138.0	8.82	3.0
SR9	5/10/2014 0:15	29.21	104.0	6.67	3.3	SR9	5/10/2014 6:15	28.74	88.7	**5.75**	2.5	SR9	5/10/2014 12:15	29.17	116.1	7.46	0.9	SR9	5/10/2014 18:15	29.48	136.5	8.72	3.0
SR9	5/10/2014 0:20	29.22	101.9	6.53	3.9	SR9	5/10/2014 6:20	28.73	89.7	**5.81**	2.4	SR9	5/10/2014 12:20	29.18	119.8	7.70	0.7	SR9	5/10/2014 18:20	29.47	135.8	8.68	2.8
SR9	5/10/2014 0:25	29.21	100.8	6.47	3.8	SR9	5/10/2014 6:25	28.72	92.3	5.98	1.8	SR9	5/10/2014 12:25	29.20	122.8	7.89	0.5	SR9	5/10/2014 18:25	29.46	137.0	8.83	2.5
SR9	5/10/2014 0:30	29.22	100.6	6.45	3.9	SR9	5/10/2014 6:30	28.72	91.7	**5.94**	2.4	SR9	5/10/2014 12:30	29.21	123.8	7.95	0.5	SR9	5/10/2014 18:30	29.44	136.6	8.74	2.7
SR9	5/10/2014 0:35	29.21	99.8	6.40	3.5	SR9	5/10/2014 6:35	28.72	91.0	**5.90**	2.0	SR9	5/10/2014 12:35	29.22	125.8	8.08	0.5	SR9	5/10/2014 18:35	29.39	129.3	8.27	3.1
SR9	5/10/2014 0:40	29.18	100.5	6.45	3.1	SR9	5/10/2014 6:40	28.74	90.7	**5.88**	1.9	SR9	5/10/2014 12:40	29.21	124.9	8.02	0.9	SR9	5/10/2014 18:40	29.39	128.7	8.24	3.3
SR9	5/10/2014 0:45	29.17	100.6	6.46	3.2	SR9	5/10/2014 6:45	28.78	91.5	**5.93**	1.9	SR9	5/10/2014 12:45	29.26	127.3	8.17	0.6	SR9	5/10/2014 18:45	29.41	132.0	8.45	2.9
SR9	5/10/2014 0:50	29.17	99.1	6.36	3.0	SR9	5/10/2014 6:50	28.76	92.7	6.01	1.8	SR9	5/10/2014 12:50	29.25	126.8	8.14	0.8	SR9	5/10/2014 18:50	29.38	129.8	8.31	3.6
SR9	5/10/2014 0:55	29.15	100.9	6.48	2.8	SR9	5/10/2014 6:55	28.78	92.8	6.01	1.8	SR9	5/10/2014 12:55	29.26	128.8	8.26	1.5	SR9	5/10/2014 18:55	29.37	131.7	8.43	3.1
SR9	5/10/2014 1:00	29.13	100.8	6.47	2.7	SR9	5/10/2014 7:00	28.79	92.6	6.00	1.7	SR9	5/10/2014 13:00	29.29	129.2	8.28	0.8	SR9	5/10/2014 19:00	29.37	131.9	8.45	3.2
SR9	5/10/2014 1:05	29.11	100.8	6.48	2.3	SR9	5/10/2014 7:05	28.79	91.8	**5.94**	2.0	SR9	5/10/2014 13:05	29.34	131.7	8.44	1.0	SR9	5/10/2014 19:05	29.35	130.1	8.34	3.1
SR9	5/10/2014 1:10	29.10	98.0	6.30	2.3	SR9	5/10/2014 7:10	28.79	92.1	**5.96**	1.6	SR9	5/10/2014 13:10	29.36	131.8	8.44	1.1	SR9	5/10/2014 19:10	29.34	131.0	8.39	3.0
SR9	5/10/2014 1:15	29.11	98.1	6.31	2.5	SR9	5/10/2014 7:15	28.79	92.2	5.97	2.0	SR9	5/10/2014 13:15	29.36	132.8	8.50	1.1	SR9	5/10/2014 19:15	29.32	129.7	8.31	3.1
SR9	5/10/2014 1:20	29.07	98.8	6.35	2.6	SR9	5/10/2014 7:20	28.82	91.7	**5.94**	2.4	SR9	5/10/2014 13:20	29.38	133.4	8.54	1.3	SR9	5/10/2014 19:20	29.30	127.1	8.15	3.0
SR9	5/10/2014 1:25	29.07	99.4	6.38	2.6	SR9	5/10/2014 7:25	28.83	91.5	**5.92**	2.3	SR9	5/10/2014 13:25	29.40	134.3	8.59	1.4	SR9	5/10/2014 19:25	29.30	129.4	8.29	2.9
SR9	5/10/2014 1:30	29.06	97.2	6.25	3.3	SR9	5/10/2014 7:30	28.84	91.7	**5.93**	2.4	SR9	5/10/2014 13:30	29.36	135.1	8.65	1.3	SR9	5/10/2014 19:30	29.29	127.5	8.17	3.2
SR9	5/10/2014 1:35	29.05	96.7	6.22	3.5	SR9	5/10/2014 7:35	28.86	91.2	**5.90**	2.5	SR9	5/10/2014 13:35	29.43	135.9	8.69	1.5	SR9	5/10/2014 19:35	29.27	126.1	8.09	3.2
SR9	5/10/2014 1:40	29.04	95.4	6.13	3.9	SR9	5/10/2014 7:40	28.88	90.7	**5.86**	2.7	SR9	5/10/2014 13:40	29.43	136.3	8.71	1.3	SR9	5/10/2014 19:40	29.25	125.6	8.06	3.5
SR9	5/10/2014 1:45	29.04	94.3	6.06	4.3	SR9	5/10/2014 7:45	28.89	90.2	**5.83**	3.4	SR9	5/10/2014 13:45	29.37	136.7	8.74	1.3	SR9	5/10/2014 19:45	29.25	124.4	7.98	3.3
SR9	5/10/2014 1:50	29.03	92.3	**5.94**	4.7	SR9	5/10/2014 7:50	28.88	91.0	**5.87**	3.1	SR9	5/10/2014 13:50	29.46	138.1	8.83	1.5	SR9	5/10/2014 19:50	29.26	120.1	7.70	**4.9**
SR9	5/10/2014 1:55	29.02	91.7	**5.90**	**5.8**	SR9	5/10/2014 7:55	28.88	91.6	**5.91**	3.0	SR9	5/10/2014 13:55	29.48	139.4	8.91	1.8	SR9	5/10/2014 19:55	29.24	121.5	7.79	4.7
SR9	5/10/2014 2:00	29.01	92.3	**5.94**	**6.0**	SR9	5/10/2014 8:00	28.88	91.8	**5.94**	2.9	SR9	5/10/2014 14:00	29.43	140.2	8.97	1.4	SR9	5/10/2014 20:00	29.23	123.8	7.95	4.5
SR9	5/10/2014 2:05	29.01	91.9	**5.91**	**5.8**	SR9	5/10/2014 8:05	28.88	92.5	5.98	2.4	SR9	5/10/2014 14:05	29.42	140.4	8.98	1.5	SR9	5/10/2014 20:05	29.27	127.7	8.19	3.7
SR9	5/10/2014 2:10	29.01	92.3	**5.93**	**6.2**	SR9	5/10/2014 8:10	28.86	93.0	6.01	2.2	SR9	5/10/2014 14:10	29.40	141.4	9.05	1.3	SR9	5/10/2014 20:10	29.26	127.3	8.17	3.9
SR9	5/10/2014 2:15	29.01	92.0	**5.92**	**6.1**	SR9	5/10/2014 8:15	28.87	93.4	6.04	2.3	SR9	5/10/2014 14:15	29.56	141.2	9.01	1.4	SR9	5/10/2014 20:15	29.25	126.2	8.10	3.7
SR9	5/10/2014 2:20	29.01	91.5	**5.88**	**6.0**	SR9	5/10/2014 8:20	28.89	93.5	6.04	2.6	SR9	5/10/2014 14:20	29.49	141.3	9.03	1.5	SR9	5/10/2014 20:20	29.26	126.2	8.10	3.5
SR9	5/10/2014 2:25	29.01	91.1	**5.86**	**5.6**	SR9	5/10/2014 8:25	28.87	92.8	6.00	2.3	SR9	5/10/2014 14:25	29.40	142.6	9.12	1.6	SR9	5/10/2014 20:25	29.25	126.0	8.09	3.5
SR9	5/10/2014 2:30	29.01	91.0	**5.85**	**5.7**	SR9	5/10/2014 8:30	28.86	95.3	6.15	1.9	SR9	5/10/2014 14:30	29.39	142.0	9.09	1.7	SR9	5/10/2014 20:30	29.24	126.8	8.13	3.5
SR9	5/10/2014 2:35	29.01	91.7	**5.90**	**5.1**	SR9	5/10/2014 8:35	28.86	95.1	6.15	1.9	SR9	5/10/2014 14:35	29.38	141.2	9.04	1.9	SR9	5/10/2014 20:35	29.24	125.9	8.08	3.1
SR9	5/10/2014 2:40	29.01	91.5	**5.88**	**5.4**	SR9	5/10/2014 8:40	28.86	95.2	6.15	1.9	SR9	5/10/2014 14:40	29.67	142.6	9.08	2.1	SR9	5/10/2014 20:40	29.24	125.4	8.05	3.3
SR9	5/10/2014 2:45	28.99	91.7	**5.90**	**6.2**	SR9	5/10/2014 8:45	28.84	96.4	6.23	1.9	SR9	5/10/2014 14:45	29.71	142.8	9.10	2.5	SR9	5/10/2014 20:45	29.22	124.8	8.01	3.2
SR9	5/10/2014 2:50	28.98	91.2	**5.87**	**6.3**	SR9	5/10/2014 8:50	28.83	96.1	6.21	1.7	SR9	5/10/2014 14:50	29.68	142.0	9.04	2.4	SR9	5/10/2014 20:50	29.21	124.2	7.97	3.2
SR9	5/10/2014 2:55	28.98	91.7	**5.90**	**7.3**	SR9	5/10/2014 8:55	28.84	96.8	6.26	1.7	SR9	5/10/2014 14:55	29.75	142.4	9.06	2.5	SR9	5/10/2014 20:55	29.19	123.8	7.95	3.1
SR9	5/10/2014 3:00	28.97	91.6	**5.89**	**6.3**	SR9	5/10/2014 9:00	28.84	97.0	6.27	1.8	SR9	5/10/2014 15:00	29.75	142.7	9.08	2.5	SR9	5/10/2014 21:00	29.19	123.6	7.94	2.8
SR9	5/10/2014 3:05	28.97	92.1	**5.93**	**5.8**	SR9	5/10/2014 9:05	28.85	97.2	6.29	1.8	SR9	5/10/2014 15:05	29.72	143.5	9.14	2.6	SR9	5/10/2014 21:05	29.18	123.2	7.91	2.8
SR9	5/10/2014 3:10	28.97	92.1	**5.93**	**5.9**	SR9	5/10/2014 9:10	28.85	96.8	6.27	1.6	SR9	5/10/2014 15:10	29.69	142.5	9.08	2.3	SR9	5/10/2014 21:10	29.18	123.0	7.90	2.9
SR9	5/10/2014 3:15	28.97	92.0	**5.92**	**6.2**	SR9	5/10/2014 9:15	28.84	100.1	6.48	1.4	SR9	5/10/2014 15:15	29.68	143.6	9.15	2.5	SR9	5/10/2014 21:15	29.17	122.4	7.86	2.6
SR9	5/10/2014 3:20	28.97	92.1	**5.92**	**5.3**	SR9	5/10/2014 9:20	28.85	99.1	6.40	1.2	SR9	5/10/2014 15:20	29.69	143.8	9.16	2.4	SR9	5/10/2014 21:20	29.17	121.9	7.83	3.0
SR9	5/10/2014 3:25	28.97	92.1	**5.93**	**5.3**	SR9	5/10/2014 9:25	28.84	100.4	6.48	1.0	SR9	5/10/2014 15:25	29.67	144.3	9.20	2.6	SR9	5/10/2014 21:25	29.15	121.7	7.82	3.0
SR9	5/10/2014 3:30	28.98	91.6	**5.89**	**6.0**	SR9	5/10/2014 9:30	28.84	102.0	6.58	0.8	SR9	5/10/2014 15:30	29.65	145.1	9.25	2.6	SR9	5/10/2014 21:30	29.15	121.5	7.81	2.7
SR9	5/10/2014 3:35	28.99	91.0	**5.85**	**6.6**	SR9	5/10/2014 9:35	28.84	103.2	6.66	0.8	SR9	5/10/2014 15:35	29.68	145.5	9.27	2.6	SR9	5/10/2014 21:35	29.14	122.0	7.85	2.6
SR9	5/10/2014 3:40	28.99	90.9	**5.85**	**5.7**	SR9	5/10/2014 9:40	28.84	103.6	6.69	0.8	SR9	5/10/2014 15:40	29.65	144.9	9.24	2.5	SR9	5/10/2014 21:40	29.15	123.3	7.92	2.6
SR9	5/10/2014 3:45	28.99	90.6	**5.83**	**5.1**	SR9	5/10/2014 9:45	28.85	102.8	6.64	0.7	SR9	5/10/2014 15:45	29.75	148.9	9.48	2.6	SR9	5/10/2014 21:45	29.15	124.5	8.00	2.3
SR9	5/10/2014 3:50	28.99	90.8	**5.84**	4.5	SR9	5/10/2014 9:50	28.86	102.6	6.62	1.9	SR9	5/10/2014 15:50	29.74	148.6	9.46	2.7	SR9	5/10/2014 21:50	29.15	125.0	8.04	2.3
SR9	5/10/2014 3:55	28.98	91.5	**5.89**	4.5	SR9	5/10/2014 9:55	28.86	102.8	6.63	1.0	SR9	5/10/2014 15:55	29.71	148.3	9.44	2.8	SR9	5/10/2014 21:55	29.13	125.1	8.05	2.2
SR9	5/10/2014 4:00	28.98	91.8	**5.91**	**5.0**	SR9	5/10/2014 10:00	28.87	103.3	6.66	1.0	SR9	5/10/2014 16:00	29.74	148.9	9.48	2.8	SR9	5/10/2014 22:00	29.12	124.9	8.03	2.0
SR9	5/10/2014 4:05	28.98	91.2	**5.87**	**5.0**	SR9	5/10/2014 10:05	28.88	103.6	6.68	0.9	SR9	5/10/2014 16:05	29.75	150.1	9.55	2.9	SR9	5/10/2014 22:05	29.11	125.5	8.07	2.0
SR9	5/10/2014 4:10	28.98	91.5	**5.88**	**5.1**	SR9	5/10/2014 10:10	28.89	104.4	6.73	0.9	SR9	5/10/2014 16:10	29.74	150.6	9.60	2.8	SR9	5/10/2014 22:10	29.12	125.6	8.06	2.1
SR9	5/10/2014 4:15	28.97	91.3	**5.88**	**5.0**	SR9	5/10/2014 10:15	28.92	104.4	6.73	1.0	SR9	5/10/2014 16:15	29.73	150.2	9.57	2.9	SR9	5/10/2014 22:15	29.11	126.0	8.10	2.0
SR9	5/10/2014 4:20	28.97	90.3	**5.81**	**4.9**	SR9	5/10/2014 10:20	28.92	104.9	6.76	1.2	SR9	5/10/2014 16:20	29.73	151.0	9.62	2.7	SR9	5/10/2014 22:20	29.11	127.2	8.17	2.0
SR9	5/10/2014 4:25	28.90	89.4	**5.76**	3.0	SR9	5/10/2014 10:25	28.93	104.5	6.74	0.6	SR9	5/10/2014 16:25	29.68	148.9	9.50	3.0	SR9	5/10/2014 22:25	29.10	127.9	8.22	1.8
SR9	5/10/2014 4:30	28.92	88.2	**5.68**	4.1	SR9	5/10/2014 10:30	28.94	104.5	6.73	1.0	SR9	5/10/2014 16:30	29.68	149.6	9.53	2.8	SR9	5/10/2014 22:30	29.11	127.8	8.21	1.8
SR9	5/10/2014 4:35	28.87	86.1	**5.55**	2.7	SR9	5/10/2014 10:35	28.94	104.5	6.73	0.7	SR9	5/10/2014 16:35	29.67	150.8	9.61	3.1	SR9	5/10/2014 22:35	29.12	127.2	8.17	2.0
SR9	5/10/2014 4:40	28.91	87.2	**5.61**	3.6	SR9	5/10/2014 10:40	28.95	103.9	6.70	1.2	SR9	5/10/2014 16:40	29.64	150.2	9.58	2.8	SR9	5/10/2014 22:40	29.14	125.8	8.08	2.0
SR9	5/10/2014 4:45	28.86	85.5	**5.51**	2.9	SR9	5/10/2014 10:45	28.96	105.1	6.77	1.5	SR9	5/10/2014 16:45	29.62	149.5	9.53	2.6	SR9	5/10/2014 22:45	29.15	126.6	8.13	1.9
SR9	5/10/2014 4:50	28.85	87.5	**5.64**	2.7	SR9	5/10/2014 10:50	28.97	104.6	6.74	1.1	SR9	5/10/2014 16:50	29.46	134.4	8.59	2.9	SR9	5/10/2014 22:50	29.13	127.7	8.20	1.7
SR9	5/10/2014 4:55	28.89	88.1	**5.68**	3.4	SR9	5/10/2014 10:55	28.97	105.1	6.77	1.3	SR9	5/10/2014 16:55	29.57	145.4	9.28	2.8	SR9	5/10/2014 22:55	29.14	127.5	8.19	2.0
SR9	5/10/2014 5:00	28.83	87.3	**5.63**	3.4	SR9	5/10/2014 11:00	28.97	105.8	6.81	1.5	SR9	5/10/2014 17:00	29.56	145.7	9.30	2.6	SR9	5/10/2014 23:00	29.13	126.8	8.14	1.8
SR9	5/10/2014 5:05	28.85	87.7	**5.65**	3.1	SR9	5/10/2014 11:05	28.99	105.6	6.80	1.4	SR9	5/10/2014 17:05	29.52	144.4	9.22	2.5	SR9	5/10/2014 23:05	29.14	127.5	8.19	1.8
SR9	5/10/2014 5:10	28.87	87.6	**5.65**	3.3	SR9	5/10/2014 11:10	28.98	104.7	6.74	1.6	SR9	5/10/2014 17:10	29.50	142.4	9.10	2.6	SR9	5/10/2014 23:10	29.13	129.7	8.33	1.4
SR9	5/10/2014 5:15	28.88	87.1	**5.62**	3.3	SR9	5/10/2014 11:15	28.99	104.2	6.71	1.7	SR9	5/10/2014 17:15	29.51	142.3	9.09	2.4	SR9	5/10/2014 23:15	29.13	129.4	8.31	1.6
SR9	5/10/2014 5:20	28.87	87.0	**5.61**	2.9	SR9	5/10/2014 11:20	28.99	104.5	6.73	1.8	SR9	5/10/2014 17:20	29.46	137.8	8.81	2.9	SR9	5/10/2014 23:20	29.13	128.6	8.26	1.6
SR9	5/10/2014 5:25	28.86	86.6	**5.58**	2.7	SR9	5/10/2014 11:25	29.00	103.1	6.64	1.7	SR9	5/10/2014 17:25	29.49	137.4	8.78	2.7	SR9	5/10/2014 23:25	29.12	128.2	8.24	1.6
SR9	5/10/2014 5:30	28.84	87.9	**5.69**	2.7	SR9	5/10/2014 11:30	29.01	106.6	6.86	2.0	SR9	5/10/2014 17:30	29.47	134.7	8.61	2.9	SR9	5/10/2014 23:30	29.11	128.8	8.28	1.7
SR9	5/10/2014 5:35	28.85	87.3	**5.65**	2.8	SR9	5/10/2014 11:35	29.03	106.6	6.87	1.8	SR9	5/10/2014 17:35	29.44	132.3	8.46	2.5	SR9	5/10/2014 23:35	29.11	128.2	8.25	1.6
SR9	5/10/2014 5:40	28.85	89.0	**5.75**	2.9	SR9	5/10/2014 11:40	29.02	104.5	6.73	2.5	SR9	5/10/2014 17:40	29.41	130.7	8.36	2.5	SR9	5/10/2014 23:40	29.12	126.2	8.13	2.1
SR9	5/10/2014 5:45	28.81	88.6	**5.73**	2.9	SR9	5/10/2014 11:45	29.03	104.4	6.73	2.2	SR9	5/10/2014 17:45	29.35	126.5	8.10	3.1	SR9	5/10/2014 23:45	29.12	124.8	8.04	3.1
SR9	5/10/2014 5:50	28.80	88.2	**5.74**	2.7	SR9	5/10/2014 11:50	29.07	107.8	6.94	1.9	SR9	5/10/2014 17:50	29.41	129.9	8.31	2.8	SR9	5/10/2014 23:50	29.14	123.5	7.95	2.6
SR9	5/10/2014 5:55	28.77	88.0	**5.70**	2.8	SR9	5/10/2014 11:55	29.11	109.4	7.04	1.7	SR9	5/10/2014 17:55	29.48	137.3	8.77	2.6	SR9	5/10/2014 23:55	29.14	123.0	7.91	2.6

Station	Timestamp	Temp (° C)	DO (%)	DO (mg/L)	Tur (NTU)	Station	Timestamp	Temp (° C)	DO (%)	DO (mg/L)	Tur (NTU)	Station	Timestamp	Temp (° C)	DO (%)	DO (mg/L)	Tur (NTU)	Station	Timestamp	Temp (°C)	DO (%)	DO (mg/L)	Tur (NTU)
SR10	5/10/2014 0:00	28.91	84.3	5.47	0.7	SR10	5/10/2014 6:00	28.84	58.2	3.78	0.3	SR10	5/10/2014 12:00	29.05	85.9	5.56	0.7	SR10	5/10/2014 18:00	29.10	70.8	4.58	1.7
SR10	5/10/2014 0:05	28.86	84.3	5.48	0.4	SR10	5/10/2014 6:05	28.77	68.1	4.43	0.4	SR10	5/10/2014 12:05	29.10	85.1	5.51	0.6	SR10	5/10/2014 18:05	29.10	70.0	4.53	2.1
SR10	5/10/2014 0:10	28.91	84.2	5.46	0.7	SR10	5/10/2014 6:10	28.82	68.6	4.45	0.3	SR10	5/10/2014 12:10	29.08	84.8	5.50	0.3	SR10	5/10/2014 18:10	29.10	67.3	4.36	6.3
SR10	5/10/2014 0:15	28.91	84.4	5.47	0.7	SR10	5/10/2014 6:15	28.89	80.9	5.24	0.1	SR10	5/10/2014 12:15	29.07	84.7	5.49	0.5	SR10	5/10/2014 18:15	29.10	68.8	4.45	2.1
SR10	5/10/2014 0:20	28.82	84.4	5.48	1.2	SR10	5/10/2014 6:20	28.89	81.2	5.27	0.4	SR10	5/10/2014 12:20	29.05	84.4	5.47	0.8	SR10	5/10/2014 18:20	29.09	63.2	4.09	2.0
SR10	5/10/2014 0:25	28.88	84.2	5.47	1.4	SR10	5/10/2014 6:25	28.87	81.8	5.30	0.4	SR10	5/10/2014 12:25	29.08	84.5	5.47	0.3	SR10	5/10/2014 18:25	29.08	66.8	4.32	2.3
SR10	5/10/2014 0:30	28.83	84.3	5.48	0.4	SR10	5/10/2014 6:30	28.81	81.9	5.32	0.1	SR10	5/10/2014 12:30	29.09	84.3	5.46	1.2	SR10	5/10/2014 18:30	29.07	73.7	4.77	1.4
SR10	5/10/2014 0:35	28.81	84.5	5.49	0.4	SR10	5/10/2014 6:35	28.88	84.8	5.50	0.1	SR10	5/10/2014 12:35	29.07	84.3	5.46	0.9	SR10	5/10/2014 18:35	29.07	75.6	4.90	1.6
SR10	5/10/2014 0:40	28.84	84.8	5.51	0.4	SR10	5/10/2014 6:40	28.89	85.6	5.55	0.4	SR10	5/10/2014 12:40	29.11	84.1	5.45	1.4	SR10	5/10/2014 18:40	29.06	69.7	4.51	1.7
SR10	5/10/2014 0:45	28.89	85.0	5.52	0.4	SR10	5/10/2014 6:45	28.89	84.8	5.50	0.1	SR10	5/10/2014 12:45	29.09	84.1	5.45	1.0	SR10	5/10/2014 18:45	29.05	72.0	4.66	4.4
SR10	5/10/2014 0:50	28.91	85.4	5.54	2.1	SR10	5/10/2014 6:50	28.88	84.8	5.50	0.1	SR10	5/10/2014 12:50	29.09	84.1	5.44	0.6	SR10	5/10/2014 18:50	29.06	60.2	3.90	2.1
SR10	5/10/2014 0:55	28.95	85.8	5.56	0.2	SR10	5/10/2014 6:55	28.87	84.2	5.46	0.2	SR10	5/10/2014 12:55	29.12	84.2	5.45	1.0	SR10	5/10/2014 18:55	29.04	64.4	4.17	1.9
SR10	5/10/2014 1:00	28.90	85.3	5.54	0.2	SR10	5/10/2014 7:00	28.88	83.8	5.44	0.1	SR10	5/10/2014 13:00	29.11	84.3	5.46	1.6	SR10	5/10/2014 19:00	29.03	70.7	4.58	1.1
SR10	5/10/2014 1:05	28.91	85.1	5.52	0.8	SR10	5/10/2014 7:05	28.87	83.5	5.41	0.1	SR10	5/10/2014 13:05	29.14	84.3	5.46	0.7	SR10	5/10/2014 19:05	29.03	78.2	5.07	1.0
SR10	5/10/2014 1:10	28.92	84.8	5.50	0.9	SR10	5/10/2014 7:10	28.88	83.2	5.40	0.3	SR10	5/10/2014 13:10	29.15	84.6	5.48	1.4	SR10	5/10/2014 19:10	29.02	80.2	5.20	0.9
SR10	5/10/2014 1:15	28.89	84.4	5.47	0.3	SR10	5/10/2014 7:15	28.88	83.2	5.40	0.4	SR10	5/10/2014 13:15	29.14	84.8	5.48	2.5	SR10	5/10/2014 19:15	29.03	79.5	5.16	1.1
SR10	5/10/2014 1:20	28.92	84.7	5.49	0.4	SR10	5/10/2014 7:20	28.87	82.8	5.37	0.4	SR10	5/10/2014 13:20	29.14	84.8	5.49	0.5	SR10	5/10/2014 19:20	29.01	78.7	5.10	0.8
SR10	5/10/2014 1:25	28.90	84.4	5.47	0.3	SR10	5/10/2014 7:25	28.87	83.0	5.38	0.2	SR10	5/10/2014 13:25	29.14	85.1	5.50	0.4	SR10	5/10/2014 19:25	29.01	80.7	5.23	0.6
SR10	5/10/2014 1:30	28.92	84.9	5.50	0.7	SR10	5/10/2014 7:30	28.89	83.1	5.39	0.1	SR10	5/10/2014 13:30	29.17	85.0	5.50	0.4	SR10	5/10/2014 19:30	29.03	80.0	5.18	0.9
SR10	5/10/2014 1:35	28.92	83.7	5.42	0.8	SR10	5/10/2014 7:35	28.87	83.5	5.42	0.1	SR10	5/10/2014 13:35	29.20	85.4	5.52	0.5	SR10	5/10/2014 19:35	29.01	76.0	4.93	0.6
SR10	5/10/2014 1:40	28.91	83.8	5.43	0.8	SR10	5/10/2014 7:40	28.87	82.8	5.37	0.3	SR10	5/10/2014 13:40	29.19	85.5	5.53	0.4	SR10	5/10/2014 19:40	29.01	73.8	4.79	1.1
SR10	5/10/2014 1:45	28.90	83.1	5.39	0.9	SR10	5/10/2014 7:45	28.87	84.9	5.51	0.2	SR10	5/10/2014 13:45	29.21	84.6	5.47	1.7	SR10	5/10/2014 19:45	29.00	74.5	4.83	0.9
SR10	5/10/2014 1:50	28.90	81.2	5.26	0.8	SR10	5/10/2014 7:50	28.86	83.4	5.41	0.2	SR10	5/10/2014 13:50	29.20	79.0	5.11	0.6	SR10	5/10/2014 19:50	28.98	77.8	5.05	0.6
SR10	5/10/2014 1:55	28.90	77.1	5.00	0.7	SR10	5/10/2014 7:55	28.88	83.0	5.39	0.2	SR10	5/10/2014 13:55	29.18	75.5	4.89	0.7	SR10	5/10/2014 19:55	28.97	75.5	4.90	0.9
SR10	5/10/2014 2:00	28.90	72.2	4.68	3.4	SR10	5/10/2014 8:00	28.88	83.8	5.43	0.2	SR10	5/10/2014 14:00	29.21	78.6	5.08	0.7	SR10	5/10/2014 20:00	29.00	72.1	4.68	1.4
SR10	5/10/2014 2:05	28.91	69.6	4.51	1.0	SR10	5/10/2014 8:05	28.88	83.8	5.43	0.3	SR10	5/10/2014 14:05	29.27	79.6	5.14	0.4	SR10	5/10/2014 20:05	29.01	69.8	4.53	1.7
SR10	5/10/2014 2:10	28.92	70.8	4.58	1.8	SR10	5/10/2014 8:10	28.88	83.5	5.42	0.2	SR10	5/10/2014 14:10	29.26	81.6	5.27	0.7	SR10	5/10/2014 20:10	29.02	70.0	4.54	2.0
SR10	5/10/2014 2:15	28.91	69.1	4.48	0.9	SR10	5/10/2014 8:15	28.90	81.4	5.27	0.1	SR10	5/10/2014 14:15	29.27	80.7	5.21	0.4	SR10	5/10/2014 20:15	29.04	70.8	4.58	2.5
SR10	5/10/2014 2:20	28.88	75.4	4.89	4.0	SR10	5/10/2014 8:20	28.89	81.9	5.31	0.4	SR10	5/10/2014 14:20	29.24	74.9	4.84	0.7	SR10	5/10/2014 20:20	29.03	69.4	4.50	2.0
SR10	5/10/2014 2:25	28.90	76.8	4.98	1.0	SR10	5/10/2014 8:25	28.89	81.0	5.25	0.9	SR10	5/10/2014 14:25	29.19	77.0	4.98	0.5	SR10	5/10/2014 20:25	29.02	70.2	4.55	1.9
SR10	5/10/2014 2:30	28.90	77.7	5.04	2.1	SR10	5/10/2014 8:30	28.90	76.2	4.94	0.2	SR10	5/10/2014 14:30	29.21	73.5	4.75	0.7	SR10	5/10/2014 20:30	28.98	70.1	4.54	2.0
SR10	5/10/2014 2:35	28.90	77.6	5.03	0.7	SR10	5/10/2014 8:35	28.92	74.0	4.80	0.7	SR10	5/10/2014 14:35	29.22	71.7	4.63	0.8	SR10	5/10/2014 20:35	29.02	70.5	4.56	2.4
SR10	5/10/2014 2:40	28.89	67.5	4.37	1.2	SR10	5/10/2014 8:40	28.94	74.1	4.80	1.1	SR10	5/10/2014 14:40	29.19	74.2	4.80	0.7	SR10	5/10/2014 20:40	29.02	69.9	4.53	2.4
SR10	5/10/2014 2:45	28.88	64.3	4.17	0.2	SR10	5/10/2014 8:45	28.98	79.5	5.15	0.3	SR10	5/10/2014 14:45	29.21	72.6	4.69	0.5	SR10	5/10/2014 20:45	29.02	71.3	4.61	2.2
SR10	5/10/2014 2:50	28.89	62.2	4.03	0.5	SR10	5/10/2014 8:50	28.98	84.9	5.50	0.1	SR10	5/10/2014 14:50	29.19	72.6	4.70	0.7	SR10	5/10/2014 20:50	29.00	69.2	4.48	2.4
SR10	5/10/2014 2:55	28.89	61.1	3.96	1.0	SR10	5/10/2014 8:55	28.93	81.5	5.28	0.3	SR10	5/10/2014 14:55	29.23	75.4	4.87	0.4	SR10	5/10/2014 20:55	29.00	71.2	4.61	2.1
SR10	5/10/2014 3:00	28.88	59.8	3.88	1.1	SR10	5/10/2014 9:00	28.95	82.7	5.36	0.4	SR10	5/10/2014 15:00	29.22	71.2	4.60	0.4	SR10	5/10/2014 21:00	28.98	70.7	4.58	2.2
SR10	5/10/2014 3:05	28.85	62.3	4.04	1.0	SR10	5/10/2014 9:05	28.96	82.3	5.33	0.4	SR10	5/10/2014 15:05	29.20	66.9	4.33	0.5	SR10	5/10/2014 21:05	29.00	71.7	4.64	3.8
SR10	5/10/2014 3:10	28.85	59.6	3.86	1.3	SR10	5/10/2014 9:10	28.94	82.4	5.33	0.1	SR10	5/10/2014 15:10	29.24	68.8	4.45	0.4	SR10	5/10/2014 21:10	29.00	70.2	4.54	2.1
SR10	5/10/2014 3:15	28.85	59.9	3.88	1.0	SR10	5/10/2014 9:15	28.95	81.4	5.27	0.4	SR10	5/10/2014 15:15	29.20	66.9	4.32	0.6	SR10	5/10/2014 21:15	28.99	73.0	4.72	2.0
SR10	5/10/2014 3:20	28.87	65.3	4.23	2.5	SR10	5/10/2014 9:20	28.96	83.0	5.37	3.0	SR10	5/10/2014 15:20	29.22	67.9	4.38	0.7	SR10	5/10/2014 21:20	28.98	74.3	4.81	1.9
SR10	5/10/2014 3:25	28.88	61.0	3.95	0.8	SR10	5/10/2014 9:25	28.98	82.9	5.36	0.1	SR10	5/10/2014 15:25	29.22	68.6	4.43	0.6	SR10	5/10/2014 21:25	28.98	74.0	4.79	2.0
SR10	5/10/2014 3:30	28.88	61.8	4.01	2.1	SR10	5/10/2014 9:30	28.97	83.5	5.40	0.2	SR10	5/10/2014 15:30	29.23	68.8	4.44	0.5	SR10	5/10/2014 21:30	28.98	72.8	4.71	1.8
SR10	5/10/2014 3:35	28.89	65.9	4.27	1.4	SR10	5/10/2014 9:35	28.98	84.0	5.44	0.1	SR10	5/10/2014 15:35	29.23	66.3	4.28	0.6	SR10	5/10/2014 21:35	29.00	73.5	4.75	2.1
SR10	5/10/2014 3:40	28.88	63.7	4.13	0.5	SR10	5/10/2014 9:40	28.96	84.4	5.47	0.3	SR10	5/10/2014 15:40	29.23	67.9	4.39	1.2	SR10	5/10/2014 21:40	28.99	73.4	4.75	2.5
SR10	5/10/2014 3:45	28.89	64.4	4.18	1.3	SR10	5/10/2014 9:45	28.96	85.3	5.53	0.1	SR10	5/10/2014 15:45	29.24	70.7	4.57	1.4	SR10	5/10/2014 21:45	28.95	69.9	4.53	1.9
SR10	5/10/2014 3:50	28.89	63.7	4.13	0.6	SR10	5/10/2014 9:50	28.97	85.5	5.54	0.3	SR10	5/10/2014 15:50	29.22	71.6	4.63	0.9	SR10	5/10/2014 21:50	28.97	70.1	4.54	2.1
SR10	5/10/2014 3:55	28.86	65.6	4.25	0.4	SR10	5/10/2014 9:55	28.98	86.2	5.58	0.4	SR10	5/10/2014 15:55	29.26	70.7	4.56	0.4	SR10	5/10/2014 21:55	28.99	72.5	4.69	2.6
SR10	5/10/2014 4:00	28.86	65.4	4.24	0.8	SR10	5/10/2014 10:00	28.98	85.2	5.52	0.3	SR10	5/10/2014 16:00	29.23	71.5	4.62	0.6	SR10	5/10/2014 22:00	28.99	70.8	4.58	3.0
SR10	5/10/2014 4:05	28.86	66.3	4.30	1.0	SR10	5/10/2014 10:05	28.97	86.9	5.63	0.4	SR10	5/10/2014 16:05	29.24	69.6	4.50	0.7	SR10	5/10/2014 22:05	28.97	74.4	4.81	2.5
SR10	5/10/2014 4:10	28.85	66.3	4.31	0.4	SR10	5/10/2014 10:10	29.00	85.9	5.56	0.1	SR10	5/10/2014 16:10	29.26	72.1	4.65	0.5	SR10	5/10/2014 22:10	28.99	74.2	4.80	2.7
SR10	5/10/2014 4:15	28.84	65.1	4.22	0.2	SR10	5/10/2014 10:15	29.02	85.9	5.56	0.1	SR10	5/10/2014 16:15	29.28	74.7	4.82	0.8	SR10	5/10/2014 22:15	28.99	80.6	5.21	2.8
SR10	5/10/2014 4:20	28.84	68.1	4.42	0.4	SR10	5/10/2014 10:20	29.02	86.8	5.62	0.1	SR10	5/10/2014 16:20	29.24	72.1	4.66	0.7	SR10	5/10/2014 22:20	28.98	79.6	5.15	2.6
SR10	5/10/2014 4:25	28.85	64.2	4.17	0.3	SR10	5/10/2014 10:25	29.01	87.2	5.64	1.1	SR10	5/10/2014 16:25	29.25	74.7	4.83	0.6	SR10	5/10/2014 22:25	28.97	80.8	5.23	2.5
SR10	5/10/2014 4:30	28.86	63.8	4.14	0.4	SR10	5/10/2014 10:30	29.00	87.3	5.65	0.6	SR10	5/10/2014 16:30	29.24	74.7	4.83	0.8	SR10	5/10/2014 22:30	28.97	80.4	5.20	2.4
SR10	5/10/2014 4:35	28.85	65.3	4.24	0.6	SR10	5/10/2014 10:35	29.01	87.5	5.66	0.4	SR10	5/10/2014 16:35	29.24	74.9	4.84	0.9	SR10	5/10/2014 22:35	28.96	80.8	5.23	2.6
SR10	5/10/2014 4:40	28.86	64.7	4.19	0.3	SR10	5/10/2014 10:40	29.01	87.4	5.66	0.1	SR10	5/10/2014 16:40	29.24	73.6	4.75	0.6	SR10	5/10/2014 22:40	28.94	82.2	5.33	2.4
SR10	5/10/2014 4:45	28.87	65.8	4.27	0.7	SR10	5/10/2014 10:45	29.00	87.5	5.67	0.3	SR10	5/10/2014 16:45	29.23	73.7	4.76	1.0	SR10	5/10/2014 22:45	28.92	81.5	5.28	2.4
SR10	5/10/2014 4:50	28.87	61.8	4.01	0.9	SR10	5/10/2014 10:50	29.01	87.5	5.67	0.1	SR10	5/10/2014 16:50	29.22	75.2	4.86	1.0	SR10	5/10/2014 22:50	28.91	80.1	5.20	2.4
SR10	5/10/2014 4:55	28.87	60.5	3.93	1.3	SR10	5/10/2014 10:55	29.01	87.7	5.68	0.2	SR10	5/10/2014 16:55	29.17	80.0	5.17	2.0	SR10	5/10/2014 22:55	28.88	81.9	5.31	2.0
SR10	5/10/2014 5:00	28.86	60.3	3.91	0.9	SR10	5/10/2014 11:00	29.00	87.4	5.66	0.2	SR10	5/10/2014 17:00	29.19	76.4	4.94	1.8	SR10	5/10/2014 23:00	28.88	79.1	5.13	2.4
SR10	5/10/2014 5:05	28.86	60.5	3.93	0.8	SR10	5/10/2014 11:05	29.00	87.4	5.66	0.4	SR10	5/10/2014 17:05	29.18	78.2	5.06	1.9	SR10	5/10/2014 23:05	28.88	73.6	4.77	9.8
SR10	5/10/2014 5:10	28.85	59.9	3.88	0.8	SR10	5/10/2014 11:10	29.01	87.3	5.65	0.1	SR10	5/10/2014 17:10	29.18	79.8	5.16	2.0	SR10	5/10/2014 23:10	28.88	72.7	4.71	2.3
SR10	5/10/2014 5:15	28.81	68.0	4.42	0.3	SR10	5/10/2014 11:15	29.01	87.0	5.63	0.4	SR10	5/10/2014 17:15	29.17	77.4	5.01	1.9	SR10	5/10/2014 23:15	28.88	78.8	5.11	2.7
SR10	5/10/2014 5:20	28.82	65.1	4.22	0.1	SR10	5/10/2014 11:20	29.01	86.8	5.63	0.5	SR10	5/10/2014 17:20	29.16	78.7	5.09	1.5	SR10	5/10/2014 23:20	28.89	80.6	5.23	2.6
SR10	5/10/2014 5:25	28.82	65.4	4.25	0.1	SR10	5/10/2014 11:25	29.00	86.8	5.63	0.4	SR10	5/10/2014 17:25	29.15	80.0	5.18	2.2	SR10	5/10/2014 23:25	28.88	76.6	4.97	2.2
SR10	5/10/2014 5:30	28.82	64.2	4.17	0.1	SR10	5/10/2014 11:30	29.03	86.5	5.60	0.3	SR10	5/10/2014 17:30	29.15	76.8	4.97	1.8	SR10	5/10/2014 23:30	28.89	80.1	5.20	3.7
SR10	5/10/2014 5:35	28.81	64.6	4.20	0.2	SR10	5/10/2014 11:35	29.01	86.2	5.58	0.3	SR10	5/10/2014 17:35	29.15	76.9	4.97	2.5	SR10	5/10/2014 23:35	28.90	81.3	5.27	2.8
SR10	5/10/2014 5:40	28.81	61.3	3.98	0.4	SR10	5/10/2014 11:40	29.05	85.9	5.57	0.4	SR10	5/10/2014 17:40	29.14	76.7	4.96	2.0	SR10	5/10/2014 23:40	28.89	76.3	4.95	2.5
SR10	5/10/2014 5:45	28.82	60.0	3.90	0.4	SR10	5/10/2014 11:45	29.02	86.0	5.58	0.3	SR10	5/10/2014 17:45	29.13	74.4	4.81	1.4	SR10	5/10/2014 23:45	28.90	78.9	5.11	2.1
SR10	5/10/2014 5:50	28.80	61.0	3.96	0.1	SR10	5/10/2014 11:50	29.05	85.9	5.56	0.8	SR10	5/10/2014 17:50	29.13	72.8	4.71	1.7	SR10	5/10/2014 23:50	28.90	80.2	5.20	2.1
SR10	5/10/2014 5:55	28.83	60.6	3.93	0.1	SR10	5/10/2014 11:55	29.02	85.8	5.56	0.5	SR10	5/10/2014 17:55	29.11	69.8	4.52	2.5	SR10	5/10/2014 23:55	28.89	82.6	5.36	1.8

Station	Timestamp	Temp (° C)	DO (%)	DO (mg/L)	Tur (NTU)	Station	Timestamp	Temp (° C)	DO (%)	DO (mg/L)	Tur (NTU)	Station	Timestamp	Temp (° C)	DO (%)	DO (mg/L)	Tur (NTU)	Station	Timestamp	Temp (°C)	DO (%)	DO (mg/L)	Tur (NTU)
SR11	5/10/2014 0:00	29.07	71.1	**4.63**	0.9	SR11	5/10/2014 6:00	28.97	83.9	**5.47**	0.1	SR11	5/10/2014 12:00	28.94	75.3	**4.93**	0.4	SR11	5/10/2014 18:00	29.26	77.1	**5.02**	0.3
SR11	5/10/2014 0:05	29.08	69.8	**4.54**	0.7	SR11	5/10/2014 6:05	28.97	84.1	**5.48**	0.2	SR11	5/10/2014 12:05	28.96	72.2	**4.72**	0.4	SR11	5/10/2014 18:05	29.26	76.0	**4.95**	0.1
SR11	5/10/2014 0:10	29.07	69.5	**4.52**	0.7	SR11	5/10/2014 6:10	28.96	84.3	**5.49**	0.1	SR11	5/10/2014 12:10	28.95	74.6	**4.88**	0.2	SR11	5/10/2014 18:10	29.25	73.6	**4.80**	0.3
SR11	5/10/2014 0:15	29.05	68.3	**4.44**	0.6	SR11	5/10/2014 6:15	28.89	83.7	**5.47**	0.3	SR11	5/10/2014 12:15	28.98	71.8	**4.70**	0.3	SR11	5/10/2014 18:15	29.25	78.2	**5.09**	0.3
SR11	5/10/2014 0:20	29.06	68.3	**4.44**	0.8	SR11	5/10/2014 6:20	28.60	83.0	**5.46**	0.1	SR11	5/10/2014 12:20	28.96	77.0	**5.04**	0.3	SR11	5/10/2014 18:20	29.25	81.8	**5.34**	0.1
SR11	5/10/2014 0:25	29.08	70.6	**4.59**	0.9	SR11	5/10/2014 6:25	28.63	82.7	**5.44**	0.3	SR11	5/10/2014 12:25	28.95	79.7	**5.22**	0.2	SR11	5/10/2014 18:25	29.26	76.9	**5.00**	0.2
SR11	5/10/2014 0:30	29.07	70.9	**4.62**	0.7	SR11	5/10/2014 6:30	28.65	83.1	**5.46**	0.1	SR11	5/10/2014 12:30	28.98	75.8	**4.96**	0.4	SR11	5/10/2014 18:30	29.25	77.9	**5.07**	0.2
SR11	5/10/2014 0:35	29.08	71.7	**4.66**	0.9	SR11	5/10/2014 6:35	28.68	83.4	**5.48**	0.3	SR11	5/10/2014 12:35	28.98	76.8	**5.02**	0.2	SR11	5/10/2014 18:35	29.25	77.2	**5.02**	0.1
SR11	5/10/2014 0:40	29.09	72.6	**4.73**	0.8	SR11	5/10/2014 6:40	28.67	83.0	**5.45**	0.1	SR11	5/10/2014 12:40	29.02	74.3	**4.86**	0.2	SR11	5/10/2014 18:40	29.23	82.5	**5.37**	0.1
SR11	5/10/2014 0:45	29.07	70.6	**4.59**	1.1	SR11	5/10/2014 6:45	28.71	83.7	**5.49**	0.1	SR11	5/10/2014 12:45	29.03	80.5	**5.26**	0.4	SR11	5/10/2014 18:45	29.23	82.2	**5.34**	0.4
SR11	5/10/2014 0:50	29.07	70.5	**4.59**	1.1	SR11	5/10/2014 6:50	28.70	83.2	**5.47**	0.1	SR11	5/10/2014 12:50	29.06	81.5	**5.32**	0.4	SR11	5/10/2014 18:50	29.26	80.0	**5.20**	0.4
SR11	5/10/2014 0:55	29.07	69.2	**4.50**	0.9	SR11	5/10/2014 6:55	28.73	83.8	**5.50**	0.3	SR11	5/10/2014 12:55	29.06	76.7	**5.01**	0.3	SR11	5/10/2014 18:55	29.23	75.0	**4.88**	0.3
SR11	5/10/2014 1:00	29.07	69.4	**4.51**	1.0	SR11	5/10/2014 7:00	28.84	80.0	**5.23**	0.7	SR11	5/10/2014 13:00	29.07	76.9	**5.02**	0.4	SR11	5/10/2014 19:00	29.24	76.2	**4.96**	0.2
SR11	5/10/2014 1:05	29.08	69.4	**4.51**	1.2	SR11	5/10/2014 7:05	28.77	83.4	**5.46**	0.4	SR11	5/10/2014 13:05	29.07	76.6	**5.00**	0.5	SR11	5/10/2014 19:05	29.25	77.7	**5.05**	0.3
SR11	5/10/2014 1:10	29.07	68.4	**4.45**	1.0	SR11	5/10/2014 7:10	28.77	83.1	**5.44**	0.3	SR11	5/10/2014 13:10	29.11	75.9	**4.95**	0.2	SR11	5/10/2014 19:10	29.23	75.7	**4.93**	0.1
SR11	5/10/2014 1:15	29.06	67.3	**4.37**	2.3	SR11	5/10/2014 7:15	28.76	83.6	**5.47**	2.7	SR11	5/10/2014 13:15	29.12	78.9	**5.15**	0.5	SR11	5/10/2014 19:15	29.24	74.1	**4.82**	0.3
SR11	5/10/2014 1:20	29.07	68.3	**4.44**	1.2	SR11	5/10/2014 7:20	28.77	82.2	**5.38**	0.3	SR11	5/10/2014 13:20	29.14	87.0	**5.68**	0.4	SR11	5/10/2014 19:20	29.20	71.7	**4.68**	1.0
SR11	5/10/2014 1:25	29.07	69.7	**4.53**	1.2	SR11	5/10/2014 7:25	28.77	81.2	**5.31**	0.3	SR11	5/10/2014 13:25	29.17	88.0	**5.74**	0.4	SR11	5/10/2014 19:25	29.21	69.7	**4.54**	0.8
SR11	5/10/2014 1:30	29.08	70.9	**4.60**	1.0	SR11	5/10/2014 7:30	28.82	84.0	**5.49**	0.1	SR11	5/10/2014 13:30	29.17	88.8	**5.79**	0.3	SR11	5/10/2014 19:30	29.23	81.0	**5.27**	0.2
SR11	5/10/2014 1:35	29.07	71.9	**4.67**	0.9	SR11	5/10/2014 7:35	28.79	82.7	**5.43**	0.3	SR11	5/10/2014 13:35	29.16	89.5	**5.83**	0.5	SR11	5/10/2014 19:35	29.23	78.3	**5.10**	0.2
SR11	5/10/2014 1:40	29.07	71.3	**4.63**	1.0	SR11	5/10/2014 7:40	28.74	79.3	**5.19**	0.2	SR11	5/10/2014 13:40	29.18	83.1	**5.42**	0.4	SR11	5/10/2014 19:40	29.23	81.3	**5.30**	0.4
SR11	5/10/2014 1:45	29.06	68.1	**4.43**	1.0	SR11	5/10/2014 7:45	28.71	77.0	**5.05**	0.2	SR11	5/10/2014 13:45	29.17	93.3	6.09	0.4	SR11	5/10/2014 19:45	29.21	72.2	**4.70**	0.4
SR11	5/10/2014 1:50	29.05	66.9	**4.35**	0.9	SR11	5/10/2014 7:50	28.75	79.8	**5.23**	0.3	SR11	5/10/2014 13:50	29.19	86.3	**5.63**	0.4	SR11	5/10/2014 19:50	29.20	82.4	**5.37**	0.4
SR11	5/10/2014 1:55	29.06	68.4	**4.44**	1.3	SR11	5/10/2014 7:55	28.77	77.9	**5.11**	0.1	SR11	5/10/2014 13:55	29.19	77.2	**5.03**	0.2	SR11	5/10/2014 19:55	29.19	71.8	**4.68**	0.1
SR11	5/10/2014 2:00	29.07	68.8	**4.47**	1.1	SR11	5/10/2014 8:00	28.81	71.2	**4.66**	0.2	SR11	5/10/2014 14:00	29.17	79.8	**5.20**	0.2	SR11	5/10/2014 20:00	29.21	81.3	**5.29**	0.4
SR11	5/10/2014 2:05	29.05	66.8	**4.34**	1.1	SR11	5/10/2014 8:05	28.81	68.7	**4.50**	0.1	SR11	5/10/2014 14:05	29.17	73.7	**4.80**	0.3	SR11	5/10/2014 20:05	29.18	74.2	**4.83**	0.3
SR11	5/10/2014 2:10	29.07	70.5	**4.57**	1.1	SR11	5/10/2014 8:10	28.83	71.8	**4.70**	0.3	SR11	5/10/2014 14:10	29.19	81.5	**5.30**	0.3	SR11	5/10/2014 20:10	29.19	78.9	**5.13**	0.1
SR11	5/10/2014 2:15	29.08	72.4	**4.70**	0.8	SR11	5/10/2014 8:15	28.81	70.4	**4.60**	0.1	SR11	5/10/2014 14:15	29.19	75.8	**4.94**	0.2	SR11	5/10/2014 20:15	29.18	80.1	**5.22**	0.2
SR11	5/10/2014 2:20	29.07	70.5	**4.58**	0.8	SR11	5/10/2014 8:20	28.86	74.4	**4.86**	0.2	SR11	5/10/2014 14:20	29.18	81.5	**5.31**	0.3	SR11	5/10/2014 20:20	29.16	75.8	**4.93**	0.3
SR11	5/10/2014 2:25	29.09	76.5	**4.97**	0.7	SR11	5/10/2014 8:25	28.86	70.2	**4.58**	0.9	SR11	5/10/2014 14:25	29.19	78.3	**5.10**	0.1	SR11	5/10/2014 20:25	29.15	75.4	**4.92**	0.1
SR11	5/10/2014 2:30	29.09	75.7	**4.92**	0.8	SR11	5/10/2014 8:30	28.90	71.4	**4.66**	0.3	SR11	5/10/2014 14:30	29.21	88.4	**5.75**	0.3	SR11	5/10/2014 20:30	29.14	78.4	**5.11**	0.2
SR11	5/10/2014 2:35	29.07	75.1	**4.88**	1.0	SR11	5/10/2014 8:35	28.89	72.3	**4.71**	0.2	SR11	5/10/2014 14:35	29.21	88.5	**5.76**	0.2	SR11	5/10/2014 20:35	29.16	81.9	**5.35**	0.3
SR11	5/10/2014 2:40	29.09	75.8	**4.92**	0.7	SR11	5/10/2014 8:40	28.83	69.1	**4.52**	0.3	SR11	5/10/2014 14:40	29.21	90.1	**5.87**	0.2	SR11	5/10/2014 20:40	29.15	82.3	**5.36**	0.3
SR11	5/10/2014 2:45	29.10	78.2	**5.08**	0.7	SR11	5/10/2014 8:45	28.87	71.0	**4.63**	0.2	SR11	5/10/2014 14:45	29.24	95.4	6.21	0.3	SR11	5/10/2014 20:45	29.14	88.4	**5.76**	0.4
SR11	5/10/2014 2:50	29.10	77.5	**5.03**	0.8	SR11	5/10/2014 8:50	28.81	69.6	**4.55**	0.5	SR11	5/10/2014 14:50	29.24	95.6	6.22	0.4	SR11	5/10/2014 20:50	29.14	79.4	**5.17**	0.1
SR11	5/10/2014 2:55	29.10	79.2	**5.14**	1.3	SR11	5/10/2014 8:55	28.82	69.4	**4.54**	1.7	SR11	5/10/2014 14:55	29.23	90.2	**5.87**	0.3	SR11	5/10/2014 20:55	29.12	78.4	**5.11**	0.1
SR11	5/10/2014 3:00	29.09	78.6	**5.10**	0.9	SR11	5/10/2014 9:00	28.79	69.3	**4.53**	0.3	SR11	5/10/2014 15:00	29.34	89.5	**5.82**	0.2	SR11	5/10/2014 21:00	29.14	82.4	**5.36**	0.3
SR11	5/10/2014 3:05	29.11	80.6	**5.23**	0.7	SR11	5/10/2014 9:05	28.81	67.0	**4.38**	0.6	SR11	5/10/2014 15:05	29.30	90.7	**5.90**	0.3	SR11	5/10/2014 21:05	29.15	87.4	**5.69**	0.2
SR11	5/10/2014 3:10	29.11	81.3	**5.27**	0.6	SR11	5/10/2014 9:10	28.73	68.5	**4.49**	0.5	SR11	5/10/2014 15:10	29.23	80.3	**5.23**	0.3	SR11	5/10/2014 21:10	29.13	82.1	**5.35**	0.2
SR11	5/10/2014 3:15	29.09	77.8	**5.05**	1.1	SR11	5/10/2014 9:15	28.73	69.1	**4.53**	0.5	SR11	5/10/2014 15:15	29.38	83.0	**5.39**	0.1	SR11	5/10/2014 21:15	29.11	85.5	**5.58**	0.1
SR11	5/10/2014 3:20	29.09	80.3	**5.22**	0.6	SR11	5/10/2014 9:20	28.73	68.3	**4.48**	0.4	SR11	5/10/2014 15:20	29.29	79.7	**5.19**	0.4	SR11	5/10/2014 21:20	29.13	82.7	**5.41**	0.1
SR11	5/10/2014 3:25	29.01	75.0	**4.89**	0.2	SR11	5/10/2014 9:25	28.73	68.8	**4.51**	0.4	SR11	5/10/2014 15:25	29.34	84.2	**5.47**	0.2	SR11	5/10/2014 21:25	29.11	80.6	**5.27**	0.2
SR11	5/10/2014 3:30	29.11	77.0	**5.01**	0.7	SR11	5/10/2014 9:30	28.82	67.3	**4.41**	0.2	SR11	5/10/2014 15:30	29.38	94.7	6.15	0.6	SR11	5/10/2014 21:30	29.10	83.7	**5.46**	0.1
SR11	5/10/2014 3:35	29.11	79.3	**5.15**	0.3	SR11	5/10/2014 9:35	28.68	68.6	**4.50**	0.5	SR11	5/10/2014 15:35	29.37	96.4	6.27	0.1	SR11	5/10/2014 21:35	29.11	80.2	**5.24**	0.1
SR11	5/10/2014 3:40	29.08	79.2	**5.15**	0.2	SR11	5/10/2014 9:40	28.89	68.5	**4.47**	0.2	SR11	5/10/2014 15:40	29.34	100.3	6.52	0.1	SR11	5/10/2014 21:40	29.10	81.4	**5.31**	0.2
SR11	5/10/2014 3:45	29.11	79.3	**5.16**	0.5	SR11	5/10/2014 9:45	28.79	66.7	**4.37**	0.4	SR11	5/10/2014 15:45	29.37	97.1	6.31	0.2	SR11	5/10/2014 21:45	29.11	80.7	**5.26**	0.2
SR11	5/10/2014 3:50	29.08	82.6	**5.37**	0.3	SR11	5/10/2014 9:50	28.84	64.9	**4.24**	0.3	SR11	5/10/2014 15:50	29.34	101.4	6.59	0.1	SR11	5/10/2014 21:50	29.11	80.1	**5.22**	0.3
SR11	5/10/2014 3:55	29.03	87.0	**5.66**	0.5	SR11	5/10/2014 9:55	28.86	66.3	**4.33**	0.3	SR11	5/10/2014 15:55	29.36	99.3	6.45	0.2	SR11	5/10/2014 21:55	29.07	83.2	**5.43**	0.4
SR11	5/10/2014 4:00	29.03	87.0	**5.67**	0.1	SR11	5/10/2014 10:00	28.83	67.1	**4.39**	0.4	SR11	5/10/2014 16:00	29.43	98.2	6.37	0.2	SR11	5/10/2014 22:00	29.11	82.7	**5.39**	0.3
SR11	5/10/2014 4:05	29.04	87.1	**5.67**	0.3	SR11	5/10/2014 10:05	28.79	69.4	**4.54**	0.5	SR11	5/10/2014 16:05	29.37	94.7	6.15	0.1	SR11	5/10/2014 22:05	29.10	82.1	**5.36**	0.1
SR11	5/10/2014 4:10	29.04	87.4	**5.70**	0.3	SR11	5/10/2014 10:10	28.83	70.1	**4.58**	0.3	SR11	5/10/2014 16:10	29.41	97.1	6.30	0.2	SR11	5/10/2014 22:10	29.09	83.6	**5.45**	0.2
SR11	5/10/2014 4:15	29.05	87.5	**5.70**	0.1	SR11	5/10/2014 10:15	28.82	70.1	**4.59**	0.3	SR11	5/10/2014 16:15	29.40	95.0	6.17	0.2	SR11	5/10/2014 22:15	29.09	84.7	**5.53**	0.2
SR11	5/10/2014 4:20	29.05	87.9	**5.72**	0.1	SR11	5/10/2014 10:20	28.87	68.1	**4.45**	0.2	SR11	5/10/2014 16:20	29.41	97.3	6.32	2.1	SR11	5/10/2014 22:20	29.09	79.1	**5.16**	0.1
SR11	5/10/2014 4:25	29.07	88.0	**5.72**	0.1	SR11	5/10/2014 10:25	28.89	65.6	**4.29**	0.5	SR11	5/10/2014 16:25	29.41	99.3	6.45	3.6	SR11	5/10/2014 22:25	29.06	79.8	**5.21**	0.3
SR11	5/10/2014 4:30	29.08	87.7	**5.70**	0.1	SR11	5/10/2014 10:30	28.83	73.1	**4.78**	0.4	SR11	5/10/2014 16:30	29.33	83.3	**5.41**	0.2	SR11	5/10/2014 22:30	29.08	79.8	**5.20**	0.1
SR11	5/10/2014 4:35	29.09	87.6	**5.70**	0.2	SR11	5/10/2014 10:35	28.86	69.7	**4.55**	0.1	SR11	5/10/2014 16:35	29.41	95.5	6.19	0.3	SR11	5/10/2014 22:35	29.06	80.5	**5.25**	0.4
SR11	5/10/2014 4:40	29.07	87.7	**5.71**	0.1	SR11	5/10/2014 10:40	28.85	68.3	**4.46**	0.1	SR11	5/10/2014 16:40	29.36	90.0	**5.85**	0.3	SR11	5/10/2014 22:40	29.08	78.0	**5.09**	0.2
SR11	5/10/2014 4:45	29.04	87.7	**5.72**	0.1	SR11	5/10/2014 10:45	28.86	68.5	**4.48**	0.1	SR11	5/10/2014 16:45	29.44	98.2	6.38	0.9	SR11	5/10/2014 22:45	29.09	79.2	**5.17**	0.1
SR11	5/10/2014 4:50	28.70	86.8	**5.70**	0.2	SR11	5/10/2014 10:50	28.88	67.6	**4.42**	0.7	SR11	5/10/2014 16:50	29.42	95.5	6.19	0.1	SR11	5/10/2014 22:50	29.07	80.0	**5.21**	0.2
SR11	5/10/2014 4:55	28.75	86.5	**5.68**	0.2	SR11	5/10/2014 10:55	28.85	75.0	**4.90**	0.3	SR11	5/10/2014 16:55	29.41	96.3	6.24	0.1	SR11	5/10/2014 22:55	29.07	76.6	**4.99**	0.3
SR11	5/10/2014 5:00	28.78	86.3	**5.67**	0.2	SR11	5/10/2014 11:00	28.87	71.3	**4.65**	0.1	SR11	5/10/2014 17:00	29.42	95.8	6.21	0.1	SR11	5/10/2014 23:00	29.08	73.5	**4.79**	0.1
SR11	5/10/2014 5:05	28.81	83.2	**5.46**	0.1	SR11	5/10/2014 11:05	28.88	73.2	**4.78**	0.1	SR11	5/10/2014 17:05	29.41	94.8	6.15	0.1	SR11	5/10/2014 23:05	29.03	77.4	**5.05**	0.3
SR11	5/10/2014 5:10	29.00	83.2	**5.43**	0.3	SR11	5/10/2014 11:10	28.88	74.9	**4.90**	0.3	SR11	5/10/2014 17:10	29.38	94.4	6.13	0.2	SR11	5/10/2014 23:10	29.00	81.4	**5.32**	0.1
SR11	5/10/2014 5:15	29.04	84.1	**5.48**	0.1	SR11	5/10/2014 11:15	28.88	76.6	**5.02**	0.5	SR11	5/10/2014 17:15	29.39	91.8	**5.96**	0.3	SR11	5/10/2014 23:15	29.01	80.6	**5.26**	0.1
SR11	5/10/2014 5:20	29.05	83.9	**5.47**	0.1	SR11	5/10/2014 11:20	28.89	77.1	**5.04**	0.4	SR11	5/10/2014 17:20	29.34	89.5	**5.82**	0.1	SR11	5/10/2014 23:20	28.97	88.2	**5.76**	0.3
SR11	5/10/2014 5:25	29.03	84.2	**5.49**	0.3	SR11	5/10/2014 11:25	28.88	76.9	**5.04**	0.6	SR11	5/10/2014 17:25	29.30	89.9	**5.84**	0.1	SR11	5/10/2014 23:25	28.99	83.1	**5.43**	0.2
SR11	5/10/2014 5:30	28.99	84.6	**5.51**	0.1	SR11	5/10/2014 11:30	28.86	76.7	**5.02**	0.5	SR11	5/10/2014 17:30	29.32	88.5	**5.75**	0.1	SR11	5/10/2014 23:30	29.02	80.8	**5.28**	0.3
SR11	5/10/2014 5:35	29.01	84.4	**5.50**	0.3	SR11	5/10/2014 11:35	28.88	74.4	**4.87**	0.1	SR11	5/10/2014 17:35	29.31	85.7	**5.57**	1.0	SR11	5/10/2014 23:35	28.95	87.9	**5.75**	0.3
SR11	5/10/2014 5:40	28.97	83.7	**5.46**	0.1	SR11	5/10/2014 11:40	28.87	75.0	**4.92**	0.5	SR11	5/10/2014 17:40	29.28	77.8	**5.06**	0.1	SR11	5/10/2014 23:40	29.02	82.0	**5.36**	0.3
SR11	5/10/2014 5:45	28.98	84.2	**5.50**	0.1	SR11	5/10/2014 11:45	28.91	72.5	**4.74**	0.2	SR11	5/10/2014 17:45	29.29	89.2	**5.80**	0.1	SR11	5/10/2014 23:45	29.06	74.5	**4.86**	0.3
SR11	5/10/2014 5:50	28.97	84.1	**5.50**	0.1	SR11	5/10/2014 11:50	28.94	71.1	**4.65**	0.2	SR11	5/10/2014 17:50	29.27	79.9	**5.20**	0.3	SR11	5/10/2014 23:50	29.03	72.1	**4.71**	0.2
SR11	5/10/2014 5:55	28.97	83.8	**5.47**	0.2	SR11	5/10/2014 11:55	28.94	71.9	**4.69**	0.3	SR11	5/10/2014 17:55	29.27	82.5	**5.37**	0.2	SR11	5/10/2014 23:55	29.03	72.5	**4.73**	0.2

Station	Timestamp	Temp (° C)	DO (%)	DO (mg/L)	Tur (NTU)	Station	Timestamp	Temp (° C)	DO (%)	DO (mg/L)	Tur (NTU)	Station	Timestamp	Temp (° C)	DO (%)	DO (mg/L)	Tur (NTU)	Station	Timestamp	Temp (°C)	DO (%)	DO (mg/L)	Tur (NTU)
SR12	5/10/2014 0:01	29.10	65.4	4.26	3.3	SR12	5/10/2014 6:01	29.09	61.2	3.96	4.2	SR12	5/10/2014 12:01	29.19	68.8	4.44	7.3	SR12	5/10/2014 18:01	29.13	61.3	3.96	6.6
SR12	5/10/2014 0:06	29.15	65.2	4.23	5.1	SR12	5/10/2014 6:06	29.10	59.7	3.86	4.5	SR12	5/10/2014 12:06	29.18	68.9	4.44	7.4	SR12	5/10/2014 18:06	29.17	61.4	3.97	8.0
SR12	5/10/2014 0:11	29.08	66.2	4.31	3.7	SR12	5/10/2014 6:11	29.11	58.3	3.77	4.4	SR12	5/10/2014 12:11	29.18	69.1	4.46	7.8	SR12	5/10/2014 18:11	29.17	60.7	3.92	8.1
SR12	5/10/2014 0:16	29.09	66.3	4.31	3.5	SR12	5/10/2014 6:16	29.11	59.4	3.84	4.3	SR12	5/10/2014 12:16	29.19	69.5	4.48	7.5	SR12	5/10/2014 18:16	29.16	60.9	3.93	7.6
SR12	5/10/2014 0:21	29.14	65.1	4.22	4.9	SR12	5/10/2014 6:21	29.05	59.3	3.84	3.7	SR12	5/10/2014 12:21	29.22	70.1	4.53	5.3	SR12	5/10/2014 18:21	29.16	60.0	3.87	7.7
SR12	5/10/2014 0:26	29.10	64.7	4.21	3.7	SR12	5/10/2014 6:26	29.12	59.1	3.82	5.1	SR12	5/10/2014 12:26	29.19	69.1	4.46	7.3	SR12	5/10/2014 18:26	29.14	62.2	4.02	7.3
SR12	5/10/2014 0:31	29.11	64.4	4.18	3.9	SR12	5/10/2014 6:31	29.11	58.1	3.75	4.7	SR12	5/10/2014 12:31	29.22	70.9	4.58	5.4	SR12	5/10/2014 18:31	29.15	62.1	4.01	6.7
SR12	5/10/2014 0:36	29.14	63.6	4.13	4.8	SR12	5/10/2014 6:36	29.10	60.1	3.88	4.5	SR12	5/10/2014 12:36	29.20	69.9	4.51	5.8	SR12	5/10/2014 18:36	29.14	62.9	4.07	7.5
SR12	5/10/2014 0:41	29.07	66.5	4.32	3.6	SR12	5/10/2014 6:41	29.11	59.2	3.82	4.6	SR12	5/10/2014 12:41	29.23	70.8	4.58	5.1	SR12	5/10/2014 18:41	29.15	62.0	4.00	7.6
SR12	5/10/2014 0:46	29.13	63.5	4.12	6.8	SR12	5/10/2014 6:46	29.11	57.8	3.73	4.1	SR12	5/10/2014 12:46	29.23	71.1	4.59	5.4	SR12	5/10/2014 18:46	29.13	63.3	4.09	6.6
SR12	5/10/2014 0:51	29.16	62.5	4.05	6.5	SR12	5/10/2014 6:51	29.09	58.9	3.81	4.3	SR12	5/10/2014 12:51	29.22	70.4	4.55	5.7	SR12	5/10/2014 18:51	29.14	62.0	4.00	6.7
SR12	5/10/2014 0:56	29.15	64.3	4.17	5.6	SR12	5/10/2014 6:56	29.09	58.8	3.80	4.4	SR12	5/10/2014 12:56	29.24	71.0	4.59	5.6	SR12	5/10/2014 18:56	29.13	63.5	4.10	6.8
SR12	5/10/2014 1:01	29.14	66.0	4.28	4.6	SR12	5/10/2014 7:01	29.10	57.3	3.71	4.3	SR12	5/10/2014 13:01	29.24	71.1	4.59	4.9	SR12	5/10/2014 19:01	29.14	60.6	3.92	6.0
SR12	5/10/2014 1:06	29.14	64.3	4.17	4.5	SR12	5/10/2014 7:06	29.10	57.8	3.73	5.3	SR12	5/10/2014 13:06	29.25	71.3	4.61	4.7	SR12	5/10/2014 19:06	29.12	62.5	4.04	6.4
SR12	5/10/2014 1:11	29.07	65.3	4.25	3.5	SR12	5/10/2014 7:11	29.10	58.7	3.79	5.7	SR12	5/10/2014 13:11	29.23	71.0	4.59	4.9	SR12	5/10/2014 19:11	29.12	62.6	4.05	5.9
SR12	5/10/2014 1:16	29.13	64.3	4.17	4.1	SR12	5/10/2014 7:16	29.06	61.0	3.94	5.6	SR12	5/10/2014 13:16	29.24	71.2	4.60	4.6	SR12	5/10/2014 19:16	29.13	62.5	4.04	6.1
SR12	5/10/2014 1:21	29.13	64.6	4.19	4.0	SR12	5/10/2014 7:21	29.04	62.6	4.05	4.2	SR12	5/10/2014 13:21	29.23	70.8	4.58	4.8	SR12	5/10/2014 19:21	29.11	62.3	4.02	5.9
SR12	5/10/2014 1:26	29.12	64.9	4.21	5.5	SR12	5/10/2014 7:26	29.05	62.6	4.05	4.4	SR12	5/10/2014 13:26	29.23	70.7	4.57	4.5	SR12	5/10/2014 19:26	29.09	62.5	4.04	6.1
SR12	5/10/2014 1:31	29.11	66.0	4.28	4.1	SR12	5/10/2014 7:31	29.05	61.9	4.00	4.3	SR12	5/10/2014 13:31	29.24	70.3	4.55	5.3	SR12	5/10/2014 19:31	29.11	60.7	3.92	5.7
SR12	5/10/2014 1:36	29.11	64.7	4.20	3.7	SR12	5/10/2014 7:36	29.03	63.4	4.10	4.1	SR12	5/10/2014 13:36	29.25	70.7	4.57	4.6	SR12	5/10/2014 19:36	29.10	60.9	3.94	5.6
SR12	5/10/2014 1:41	29.11	65.4	4.25	4.3	SR12	5/10/2014 7:41	29.01	63.5	4.11	4.7	SR12	5/10/2014 13:41	29.25	70.1	4.53	5.3	SR12	5/10/2014 19:41	29.12	61.1	3.95	6.3
SR12	5/10/2014 1:46	29.10	65.8	4.28	3.7	SR12	5/10/2014 7:46	29.03	63.4	4.11	4.3	SR12	5/10/2014 13:46	29.26	70.6	4.57	5.0	SR12	5/10/2014 19:46	29.10	61.4	3.97	5.6
SR12	5/10/2014 1:51	29.08	65.4	4.25	3.8	SR12	5/10/2014 7:51	29.03	62.7	4.06	4.7	SR12	5/10/2014 13:51	29.26	69.9	4.52	4.9	SR12	5/10/2014 19:51	29.10	60.5	3.91	5.5
SR12	5/10/2014 1:56	29.09	64.9	4.22	3.8	SR12	5/10/2014 7:56	29.04	63.7	4.12	4.6	SR12	5/10/2014 13:56	29.20	67.6	4.37	5.6	SR12	5/10/2014 19:56	29.11	60.7	3.92	5.5
SR12	5/10/2014 2:01	29.09	63.5	4.12	3.5	SR12	5/10/2014 8:01	29.04	63.4	4.10	5.4	SR12	5/10/2014 14:01	29.20	68.7	4.44	5.1	SR12	5/10/2014 20:01	29.09	62.4	4.03	5.3
SR12	5/10/2014 2:06	29.09	63.5	4.12	3.8	SR12	5/10/2014 8:06	29.03	62.9	4.07	4.9	SR12	5/10/2014 14:06	29.23	69.8	4.52	4.6	SR12	5/10/2014 20:06	29.10	61.1	3.95	5.6
SR12	5/10/2014 2:11	29.06	65.8	4.27	3.8	SR12	5/10/2014 8:11	29.04	62.0	4.01	4.6	SR12	5/10/2014 14:11	29.23	69.2	4.47	4.8	SR12	5/10/2014 20:11	29.12	60.4	3.90	6.8
SR12	5/10/2014 2:16	29.06	66.0	4.29	4.0	SR12	5/10/2014 8:16	29.05	62.3	4.03	4.8	SR12	5/10/2014 14:16	29.21	68.2	4.41	4.3	SR12	5/10/2014 20:16	29.15	58.2	3.76	6.7
SR12	5/10/2014 2:21	29.10	65.1	4.22	4.7	SR12	5/10/2014 8:21	29.08	63.8	4.13	3.9	SR12	5/10/2014 14:21	29.22	68.7	4.44	4.6	SR12	5/10/2014 20:21	29.16	57.4	3.71	6.6
SR12	5/10/2014 2:26	29.09	64.7	4.20	4.5	SR12	5/10/2014 8:26	29.09	64.6	4.18	4.1	SR12	5/10/2014 14:26	29.22	69.2	4.47	4.2	SR12	5/10/2014 20:26	29.16	57.9	3.74	7.0
SR12	5/10/2014 2:31	29.11	63.5	4.11	4.3	SR12	5/10/2014 8:31	29.09	63.5	4.11	4.1	SR12	5/10/2014 14:31	29.21	67.8	4.38	5.9	SR12	5/10/2014 20:31	29.16	57.1	3.68	6.5
SR12	5/10/2014 2:36	29.12	63.4	4.10	5.0	SR12	5/10/2014 8:36	29.09	63.3	4.10	5.1	SR12	5/10/2014 14:36	29.22	69.2	4.47	5.2	SR12	5/10/2014 20:36	29.16	58.4	3.77	8.5
SR12	5/10/2014 2:41	29.12	62.5	4.04	5.1	SR12	5/10/2014 8:41	29.08	63.5	4.11	5.4	SR12	5/10/2014 14:41	29.21	67.7	4.38	5.2	SR12	5/10/2014 20:41	29.16	58.2	3.76	8.0
SR12	5/10/2014 2:46	29.12	61.6	3.99	4.8	SR12	5/10/2014 8:46	29.09	63.5	4.11	5.8	SR12	5/10/2014 14:46	29.21	67.6	4.37	6.5	SR12	5/10/2014 20:46	29.15	58.4	3.77	8.1
SR12	5/10/2014 2:51	29.13	61.3	3.97	5.2	SR12	5/10/2014 8:51	29.09	63.1	4.09	5.7	SR12	5/10/2014 14:51	29.21	66.6	4.31	8.8	SR12	5/10/2014 20:51	29.14	58.4	3.77	8.2
SR12	5/10/2014 2:56	29.13	61.6	3.98	5.3	SR12	5/10/2014 8:56	29.09	63.3	4.09	5.5	SR12	5/10/2014 14:56	29.20	65.4	4.23	8.7	SR12	5/10/2014 20:56	29.14	59.0	3.81	8.3
SR12	5/10/2014 3:01	29.13	60.9	3.94	4.7	SR12	5/10/2014 9:01	29.08	64.5	4.18	5.9	SR12	5/10/2014 15:01	29.20	64.9	4.19	7.1	SR12	5/10/2014 21:01	29.13	58.8	3.79	8.0
SR12	5/10/2014 3:06	29.13	60.8	3.93	5.5	SR12	5/10/2014 9:06	29.08	64.4	4.17	6.0	SR12	5/10/2014 15:06	29.20	64.3	4.15	7.2	SR12	5/10/2014 21:06	29.13	59.1	3.81	7.3
SR12	5/10/2014 3:11	29.12	62.4	4.03	5.4	SR12	5/10/2014 9:11	29.08	64.3	4.17	5.7	SR12	5/10/2014 15:11	29.20	64.4	4.16	5.8	SR12	5/10/2014 21:11	29.10	60.1	3.88	5.9
SR12	5/10/2014 3:16	29.13	60.9	3.94	6.5	SR12	5/10/2014 9:16	29.08	65.6	4.25	5.5	SR12	5/10/2014 15:16	29.20	63.3	4.09	5.5	SR12	5/10/2014 21:16	29.11	59.6	3.85	6.0
SR12	5/10/2014 3:21	29.13	61.4	3.96	6.3	SR12	5/10/2014 9:21	29.08	65.2	4.22	5.6	SR12	5/10/2014 15:21	29.19	63.4	4.10	6.2	SR12	5/10/2014 21:21	29.12	59.3	3.83	6.7
SR12	5/10/2014 3:26	29.13	61.0	3.94	5.9	SR12	5/10/2014 9:26	29.09	65.2	4.22	5.7	SR12	5/10/2014 15:26	29.19	63.0	4.07	5.2	SR12	5/10/2014 21:26	29.12	59.2	3.82	6.6
SR12	5/10/2014 3:31	29.13	60.4	3.90	6.8	SR12	5/10/2014 9:31	29.09	64.7	4.19	6.2	SR12	5/10/2014 15:31	29.19	63.4	4.10	9.0	SR12	5/10/2014 21:31	29.12	59.3	3.83	6.5
SR12	5/10/2014 3:36	29.14	60.1	3.88	7.4	SR12	5/10/2014 9:36	29.11	65.2	4.22	5.7	SR12	5/10/2014 15:36	29.19	62.7	4.05	9.1	SR12	5/10/2014 21:36	29.12	59.7	3.85	7.4
SR12	5/10/2014 3:41	29.13	61.4	3.96	6.9	SR12	5/10/2014 9:41	29.12	65.0	4.20	6.2	SR12	5/10/2014 15:41	29.19	62.0	4.01	6.6	SR12	5/10/2014 21:41	29.03	64.5	4.18	4.7
SR12	5/10/2014 3:46	29.13	60.8	3.92	7.5	SR12	5/10/2014 9:46	29.13	64.8	4.19	5.6	SR12	5/10/2014 15:46	29.19	62.0	4.00	7.1	SR12	5/10/2014 21:46	29.06	66.5	4.31	4.5
SR12	5/10/2014 3:51	29.13	60.8	3.92	8.8	SR12	5/10/2014 9:51	29.13	64.6	4.18	6.0	SR12	5/10/2014 15:51	29.18	61.7	3.99	8.7	SR12	5/10/2014 21:51	29.12	64.7	4.18	5.8
SR12	5/10/2014 3:56	29.13	60.7	3.92	8.3	SR12	5/10/2014 9:56	29.13	64.3	4.16	6.5	SR12	5/10/2014 15:56	29.17	61.8	3.99	**15.4**	SR12	5/10/2014 21:56	29.12	64.1	4.14	6.0
SR12	5/10/2014 4:01	29.13	60.7	3.92	**10.1**	SR12	5/10/2014 10:01	29.14	64.1	4.14	7.6	SR12	5/10/2014 16:01	29.18	61.8	3.99	**11.6**	SR12	5/10/2014 22:01	29.12	63.7	4.12	5.7
SR12	5/10/2014 4:06	29.13	60.3	3.89	7.3	SR12	5/10/2014 10:06	29.15	64.3	4.16	6.8	SR12	5/10/2014 16:06	29.17	61.1	3.95	**12.7**	SR12	5/10/2014 22:06	29.12	64.8	4.19	5.2
SR12	5/10/2014 4:11	29.12	61.0	3.94	7.5	SR12	5/10/2014 10:11	29.15	64.7	4.18	7.3	SR12	5/10/2014 16:11	29.18	59.7	3.86	**14.2**	SR12	5/10/2014 22:11	29.12	64.2	4.16	5.7
SR12	5/10/2014 4:16	29.11	61.8	3.99	7.4	SR12	5/10/2014 10:16	29.16	64.9	4.20	7.9	SR12	5/10/2014 16:16	29.17	60.7	3.92	**13.3**	SR12	5/10/2014 22:16	29.12	64.5	4.18	5.6
SR12	5/10/2014 4:21	29.11	61.6	3.98	7.0	SR12	5/10/2014 10:21	29.16	65.0	4.20	7.1	SR12	5/10/2014 16:21	29.15	61.4	3.97	**12.6**	SR12	5/10/2014 22:21	29.14	64.8	4.20	6.0
SR12	5/10/2014 4:26	29.11	61.4	3.97	6.5	SR12	5/10/2014 10:26	29.17	65.3	4.22	8.0	SR12	5/10/2014 16:26	29.16	60.7	3.92	**14.2**	SR12	5/10/2014 22:26	29.14	64.3	4.16	6.3
SR12	5/10/2014 4:31	29.11	60.4	3.90	8.2	SR12	5/10/2014 10:31	29.16	66.0	4.26	7.9	SR12	5/10/2014 16:31	29.16	61.0	3.94	**14.3**	SR12	5/10/2014 22:31	29.13	65.4	4.23	5.2
SR12	5/10/2014 4:36	29.11	61.2	3.95	6.4	SR12	5/10/2014 10:36	29.17	65.9	4.26	8.1	SR12	5/10/2014 16:36	29.16	61.2	3.96	**16.7**	SR12	5/10/2014 22:36	29.13	65.8	4.26	5.6
SR12	5/10/2014 4:41	29.12	60.9	3.93	6.2	SR12	5/10/2014 10:41	29.16	66.6	4.30	9.8	SR12	5/10/2014 16:41	29.16	59.8	3.86	**14.4**	SR12	5/10/2014 22:41	29.13	66.0	4.27	5.4
SR12	5/10/2014 4:46	29.12	59.9	3.87	7.0	SR12	5/10/2014 10:46	29.16	66.6	4.30	**11.1**	SR12	5/10/2014 16:46	29.14	60.7	3.92	**14.1**	SR12	5/10/2014 22:46	29.12	66.3	4.30	5.7
SR12	5/10/2014 4:51	29.13	59.1	3.82	7.2	SR12	5/10/2014 10:51	29.18	67.2	4.34	8.9	SR12	5/10/2014 16:51	29.15	63.0	4.07	**11.2**	SR12	5/10/2014 22:51	29.11	67.3	4.36	5.1
SR12	5/10/2014 4:56	29.11	60.1	3.88	6.0	SR12	5/10/2014 10:56	29.17	67.0	4.33	9.8	SR12	5/10/2014 16:56	29.17	63.0	4.07	8.2	SR12	5/10/2014 22:56	29.10	68.1	4.42	4.9
SR12	5/10/2014 5:01	29.11	59.1	3.82	6.2	SR12	5/10/2014 11:01	29.17	67.0	4.33	9.6	SR12	5/10/2014 17:01	29.17	62.7	4.05	7.9	SR12	5/10/2014 23:01	29.08	68.8	4.46	6.0
SR12	5/10/2014 5:06	29.13	57.6	3.72	6.4	SR12	5/10/2014 11:06	29.18	67.1	4.34	8.7	SR12	5/10/2014 17:06	29.16	63.0	4.07	6.6	SR12	5/10/2014 23:06	29.11	68.6	4.45	4.6
SR12	5/10/2014 5:11	29.13	58.7	3.79	6.3	SR12	5/10/2014 11:11	29.18	67.0	4.33	9.3	SR12	5/10/2014 17:11	29.15	62.5	4.04	6.3	SR12	5/10/2014 23:11	29.12	68.3	4.43	5.0
SR12	5/10/2014 5:16	29.13	58.4	3.77	6.2	SR12	5/10/2014 11:16	29.19	67.1	4.34	9.3	SR12	5/10/2014 17:16	29.16	62.8	4.06	6.9	SR12	5/10/2014 23:16	29.12	67.6	4.38	5.0
SR12	5/10/2014 5:21	29.08	59.9	3.87	5.0	SR12	5/10/2014 11:21	29.20	67.8	4.38	8.9	SR12	5/10/2014 17:21	29.16	62.6	4.05	6.2	SR12	5/10/2014 23:21	29.12	69.0	4.48	4.5
SR12	5/10/2014 5:26	29.09	59.9	3.87	5.5	SR12	5/10/2014 11:26	29.20	68.5	4.42	8.9	SR12	5/10/2014 17:26	29.13	62.1	4.02	5.5	SR12	5/10/2014 23:26	29.13	68.9	4.47	5.0
SR12	5/10/2014 5:31	29.02	59.8	3.88	4.0	SR12	5/10/2014 11:31	29.21	68.6	4.43	8.8	SR12	5/10/2014 17:31	29.18	60.0	3.88	8.1	SR12	5/10/2014 23:31	29.13	67.9	4.40	4.8
SR12	5/10/2014 5:36	29.09	59.6	3.86	4.9	SR12	5/10/2014 11:36	29.20	69.8	4.51	7.7	SR12	5/10/2014 17:36	29.18	60.5	3.91	7.7	SR12	5/10/2014 23:36	29.13	68.2	4.42	5.0
SR12	5/10/2014 5:41	29.08	59.5	3.85	4.4	SR12	5/10/2014 11:41	29.20	69.8	4.51	6.9	SR12	5/10/2014 17:41	29.15	63.0	4.07	6.6	SR12	5/10/2014 23:41	29.13	68.8	4.46	4.8
SR12	5/10/2014 5:46	29.08	59.6	3.85	4.4	SR12	5/10/2014 11:46	29.20	69.8	4.51	7.1	SR12	5/10/2014 17:46	29.18	60.5	3.91	**10.2**	SR12	5/10/2014 23:46	29.12	69.2	4.49	4.5
SR12	5/10/2014 5:51	29.02	59.7	3.87	3.4	SR12	5/10/2014 11:51	29.20	69.6	4.50	7.4	SR12	5/10/2014 17:51	29.17	60.2	3.89	7.7	SR12	5/10/2014 23:51	29.12	70.0	4.54	3.9
SR12	5/10/2014 5:56	29.08	60.4	3.91	4.1	SR12	5/10/2014 11:56	29.18	69.4	4.48	7.5	SR12	5/10/2014 17:56	29.14	61.4	3.97	6.5	SR12	5/10/2014 23:56	29.13	69.6	4.52	4.4

Station	Timestamp	Temp (° C)	DO (%)	DO (mg/L)	Tur (NTU)	Station	Timestamp	Temp (° C)	DO (%)	DO (mg/L)	Tur (NTU)	Station	Timestamp	Temp (° C)	DO (%)	DO (mg/L)	Tur (NTU)	Station	Timestamp	Temp (°C)	DO (%)	DO (mg/L)	Tur (NTU)
SR13	5/10/2014 0:00	29.09	66.0	**4.30**	3.3	SR13	5/10/2014 6:00	29.07	61.2	**3.98**	4.4	SR13	5/10/2014 12:00	29.07	58.0	**3.78**	4.9	SR13	5/10/2014 18:00	29.22	62.1	**4.03**	3.8
SR13	5/10/2014 0:05	29.08	65.9	**4.29**	3.0	SR13	5/10/2014 6:05	29.08	60.4	**3.93**	5.1	SR13	5/10/2014 12:05	29.08	58.8	**3.83**	5.3	SR13	5/10/2014 18:05	29.21	62.0	**4.02**	4.3
SR13	5/10/2014 0:10	29.08	65.4	**4.26**	2.8	SR13	5/10/2014 6:10	29.09	59.8	**3.89**	5.7	SR13	5/10/2014 12:10	29.08	58.9	**3.83**	5.5	SR13	5/10/2014 18:10	29.21	62.5	**4.06**	5.6
SR13	5/10/2014 0:15	29.08	66.0	**4.30**	3.1	SR13	5/10/2014 6:15	29.09	59.6	**3.88**	5.4	SR13	5/10/2014 12:15	29.07	58.4	**3.80**	6.1	SR13	5/10/2014 18:15	29.21	62.0	**4.02**	5.4
SR13	5/10/2014 0:20	29.07	65.9	**4.30**	2.7	SR13	5/10/2014 6:20	29.10	59.4	**3.86**	5.2	SR13	5/10/2014 12:20	29.07	59.0	**3.84**	7.0	SR13	5/10/2014 18:20	29.20	62.5	**4.06**	8.0
SR13	5/10/2014 0:25	29.07	65.6	**4.27**	2.5	SR13	5/10/2014 6:25	29.10	59.3	**3.85**	5.5	SR13	5/10/2014 12:25	29.08	58.7	**3.82**	6.6	SR13	5/10/2014 18:25	29.21	61.3	**3.98**	4.3
SR13	5/10/2014 0:30	29.08	65.3	**4.26**	2.8	SR13	5/10/2014 6:30	29.08	60.2	**3.92**	4.1	SR13	5/10/2014 12:30	29.06	57.3	**3.73**	6.4	SR13	5/10/2014 18:30	29.19	60.8	**3.95**	4.5
SR13	5/10/2014 0:35	29.08	65.6	**4.28**	2.6	SR13	5/10/2014 6:35	29.09	59.3	**3.86**	4.5	SR13	5/10/2014 12:35	29.10	58.9	**3.83**	6.0	SR13	5/10/2014 18:35	29.20	61.6	**4.00**	5.7
SR13	5/10/2014 0:40	29.08	65.4	**4.26**	2.5	SR13	5/10/2014 6:40	29.08	59.0	**3.84**	3.9	SR13	5/10/2014 12:40	29.11	60.0	**3.90**	5.9	SR13	5/10/2014 18:40	29.19	62.5	**4.06**	7.3
SR13	5/10/2014 0:45	29.08	64.6	**4.21**	4.1	SR13	5/10/2014 6:45	29.08	59.7	**3.88**	4.2	SR13	5/10/2014 12:45	29.10	59.1	**3.85**	5.6	SR13	5/10/2014 18:45	29.17	62.8	**4.08**	**20.9**
SR13	5/10/2014 0:50	29.08	64.7	**4.21**	3.1	SR13	5/10/2014 6:50	29.06	59.7	**3.89**	3.5	SR13	5/10/2014 12:50	29.10	59.6	**3.88**	6.0	SR13	5/10/2014 18:50	29.16	62.0	**4.03**	**22.4**
SR13	5/10/2014 0:55	29.08	64.0	**4.17**	4.2	SR13	5/10/2014 6:55	29.07	60.1	**3.91**	3.9	SR13	5/10/2014 12:55	29.08	58.0	**3.78**	6.2	SR13	5/10/2014 18:55	29.16	61.7	**4.01**	**26.1**
SR13	5/10/2014 1:00	29.07	64.8	**4.22**	3.4	SR13	5/10/2014 7:00	29.07	60.4	**3.93**	3.5	SR13	5/10/2014 13:00	29.09	58.3	**3.79**	5.9	SR13	5/10/2014 19:00	29.16	61.9	**4.02**	**17.9**
SR13	5/10/2014 1:05	29.09	64.3	**4.19**	**16.8**	SR13	5/10/2014 7:05	29.06	61.1	**3.98**	3.8	SR13	5/10/2014 13:05	29.14	60.1	**3.90**	6.4	SR13	5/10/2014 19:05	29.16	61.9	**4.02**	**17.8**
SR13	5/10/2014 1:10	29.09	64.3	**4.19**	12.6	SR13	5/10/2014 7:10	29.04	61.7	**4.02**	3.6	SR13	5/10/2014 13:10	28.92	55.8	**3.64**	5.6	SR13	5/10/2014 19:10	29.17	61.6	**4.00**	**14.5**
SR13	5/10/2014 1:15	29.08	64.2	**4.18**	12.1	SR13	5/10/2014 7:15	29.04	61.6	**4.01**	3.2	SR13	5/10/2014 13:15	28.97	53.4	**3.48**	3.9	SR13	5/10/2014 19:15	29.17	61.5	**3.99**	**15.2**
SR13	5/10/2014 1:20	29.09	64.4	**4.19**	13.3	SR13	5/10/2014 7:20	29.04	61.7	**4.02**	3.4	SR13	5/10/2014 13:20	28.97	52.7	**3.44**	2.1	SR13	5/10/2014 19:20	29.17	60.8	**3.95**	12.1
SR13	5/10/2014 1:25	29.08	64.3	**4.19**	12.1	SR13	5/10/2014 7:25	29.05	61.9	**4.03**	3.7	SR13	5/10/2014 13:25	28.96	53.5	**3.49**	1.6	SR13	5/10/2014 19:25	29.17	61.2	**3.97**	12.2
SR13	5/10/2014 1:30	29.05	64.9	**4.23**	6.4	SR13	5/10/2014 7:30	29.05	61.5	**4.00**	3.7	SR13	5/10/2014 13:30	28.97	53.1	**3.47**	1.9	SR13	5/10/2014 19:30	29.17	60.9	**3.96**	10.5
SR13	5/10/2014 1:35	29.06	64.8	**4.23**	5.0	SR13	5/10/2014 7:35	29.06	61.2	**3.98**	3.6	SR13	5/10/2014 13:35	28.97	52.9	**3.45**	2.3	SR13	5/10/2014 19:35	29.17	61.2	**3.98**	12.7
SR13	5/10/2014 1:40	29.08	65.0	**4.23**	5.5	SR13	5/10/2014 7:40	29.04	61.8	**4.02**	3.4	SR13	5/10/2014 13:40	28.97	53.5	**3.49**	3.5	SR13	5/10/2014 19:40	29.16	61.0	**3.96**	**15.1**
SR13	5/10/2014 1:45	29.07	64.9	**4.23**	5.2	SR13	5/10/2014 7:45	29.04	61.7	**4.02**	3.6	SR13	5/10/2014 13:45	29.15	60.0	**3.90**	6.2	SR13	5/10/2014 19:45	29.16	60.8	**3.95**	12.5
SR13	5/10/2014 1:50	29.06	64.8	**4.23**	4.3	SR13	5/10/2014 7:50	29.04	61.8	**4.02**	3.5	SR13	5/10/2014 13:50	29.14	60.2	**3.91**	6.3	SR13	5/10/2014 19:50	29.16	60.9	**3.96**	11.0
SR13	5/10/2014 1:55	29.07	64.3	**4.19**	4.3	SR13	5/10/2014 7:55	29.04	61.7	**4.02**	3.3	SR13	5/10/2014 13:55	29.16	61.1	**3.97**	8.4	SR13	5/10/2014 19:55	29.16	60.7	**3.94**	10.8
SR13	5/10/2014 2:00	29.07	63.9	**4.17**	4.8	SR13	5/10/2014 8:00	29.02	61.7	**4.02**	3.2	SR13	5/10/2014 14:00	29.16	60.4	**3.92**	6.6	SR13	5/10/2014 20:00	29.16	60.9	**3.96**	11.1
SR13	5/10/2014 2:05	29.06	64.1	**4.18**	4.1	SR13	5/10/2014 8:05	29.03	61.3	**3.99**	3.4	SR13	5/10/2014 14:05	29.00	56.0	**3.66**	4.3	SR13	5/10/2014 20:05	29.16	60.8	**3.95**	9.9
SR13	5/10/2014 2:10	29.04	64.9	**4.24**	3.4	SR13	5/10/2014 8:10	29.01	61.9	**4.03**	2.9	SR13	5/10/2014 14:10	28.96	53.0	**3.46**	6.2	SR13	5/10/2014 20:10	29.16	61.3	**3.98**	10.1
SR13	5/10/2014 2:15	29.06	64.6	**4.21**	5.3	SR13	5/10/2014 8:15	29.02	61.7	**4.02**	2.9	SR13	5/10/2014 14:15	28.99	54.0	**3.52**	2.8	SR13	5/10/2014 20:15	29.15	60.9	**3.95**	7.8
SR13	5/10/2014 2:20	29.06	64.0	**4.18**	4.5	SR13	5/10/2014 8:20	29.01	62.3	**4.06**	2.5	SR13	5/10/2014 14:20	28.98	53.7	**3.50**	2.8	SR13	5/10/2014 20:20	29.15	60.3	**3.91**	7.1
SR13	5/10/2014 2:25	29.06	64.4	**4.20**	4.8	SR13	5/10/2014 8:25	29.02	61.6	**4.01**	2.3	SR13	5/10/2014 14:25	29.01	54.1	**3.53**	3.5	SR13	5/10/2014 20:25	29.15	60.1	**3.90**	6.4
SR13	5/10/2014 2:30	29.06	64.1	**4.18**	4.4	SR13	5/10/2014 8:30	29.02	62.3	**4.06**	2.7	SR13	5/10/2014 14:30	29.01	54.3	**3.54**	2.6	SR13	5/10/2014 20:30	29.16	60.8	**3.95**	7.0
SR13	5/10/2014 2:35	29.06	64.5	**4.21**	4.3	SR13	5/10/2014 8:35	28.99	59.5	**3.88**	1.7	SR13	5/10/2014 14:35	29.02	53.8	**3.51**	2.4	SR13	5/10/2014 20:35	29.15	61.0	**3.96**	7.3
SR13	5/10/2014 2:40	29.06	64.3	**4.19**	5.1	SR13	5/10/2014 8:40	29.02	61.0	**3.97**	2.2	SR13	5/10/2014 14:40	29.04	54.2	**3.53**	2.8	SR13	5/10/2014 20:40	29.15	60.8	**3.95**	6.3
SR13	5/10/2014 2:45	29.05	64.4	**4.20**	3.3	SR13	5/10/2014 8:45	29.02	60.6	**3.95**	2.6	SR13	5/10/2014 14:45	29.02	53.9	**3.52**	2.1	SR13	5/10/2014 20:45	29.15	60.2	**3.91**	6.0
SR13	5/10/2014 2:50	29.06	64.1	**4.18**	4.8	SR13	5/10/2014 8:50	29.01	60.0	**3.91**	2.4	SR13	5/10/2014 14:50	29.23	63.2	**4.10**	4.0	SR13	5/10/2014 20:50	29.16	59.6	**3.87**	5.6
SR13	5/10/2014 2:55	29.06	63.9	**4.17**	3.9	SR13	5/10/2014 8:55	28.99	59.3	**3.87**	2.0	SR13	5/10/2014 14:55	29.16	60.3	**3.92**	3.4	SR13	5/10/2014 20:55	29.16	61.8	**4.01**	5.6
SR13	5/10/2014 3:00	29.06	64.1	**4.18**	4.7	SR13	5/10/2014 9:00	29.02	61.0	**3.97**	2.4	SR13	5/10/2014 15:00	29.14	59.8	**3.89**	3.7	SR13	5/10/2014 21:00	29.16	60.5	**3.93**	6.5
SR13	5/10/2014 3:05	29.05	64.2	**4.18**	4.2	SR13	5/10/2014 9:05	29.03	60.3	**3.93**	2.3	SR13	5/10/2014 15:05	29.19	61.5	**3.99**	3.8	SR13	5/10/2014 21:05	29.16	60.3	**3.92**	5.4
SR13	5/10/2014 3:10	29.06	63.7	**4.16**	3.7	SR13	5/10/2014 9:10	29.02	61.4	**4.00**	3.7	SR13	5/10/2014 15:10	29.21	62.2	**4.04**	4.1	SR13	5/10/2014 21:10	29.15	60.2	**3.91**	5.9
SR13	5/10/2014 3:15	29.06	63.6	**4.15**	3.9	SR13	5/10/2014 9:15	29.03	60.7	**3.95**	2.9	SR13	5/10/2014 15:15	29.22	63.7	**4.14**	3.4	SR13	5/10/2014 21:15	29.16	59.4	**3.86**	5.1
SR13	5/10/2014 3:20	29.06	64.2	**4.18**	4.5	SR13	5/10/2014 9:20	29.03	59.7	**3.89**	2.1	SR13	5/10/2014 15:20	29.23	63.6	**4.13**	3.3	SR13	5/10/2014 21:20	29.15	60.1	**3.90**	5.0
SR13	5/10/2014 3:25	29.07	63.7	**4.15**	4.8	SR13	5/10/2014 9:25	29.04	59.0	**3.84**	2.2	SR13	5/10/2014 15:25	29.23	63.2	**4.10**	3.0	SR13	5/10/2014 21:25	29.15	60.0	**3.90**	5.2
SR13	5/10/2014 3:30	29.06	62.6	**4.08**	3.3	SR13	5/10/2014 9:30	29.04	60.1	**3.91**	3.0	SR13	5/10/2014 15:30	29.23	63.7	**4.14**	3.0	SR13	5/10/2014 21:30	29.15	59.5	**3.86**	4.4
SR13	5/10/2014 3:35	29.05	64.4	**4.20**	4.9	SR13	5/10/2014 9:35	29.02	58.9	**3.84**	2.3	SR13	5/10/2014 15:35	29.23	63.8	**4.14**	2.9	SR13	5/10/2014 21:35	29.15	59.0	**3.83**	4.0
SR13	5/10/2014 3:40	29.06	64.0	**4.17**	4.7	SR13	5/10/2014 9:40	29.04	59.2	**3.85**	2.5	SR13	5/10/2014 15:40	29.23	63.4	**4.11**	2.8	SR13	5/10/2014 21:40	29.16	59.8	**3.89**	4.6
SR13	5/10/2014 3:45	29.08	63.8	**4.15**	5.8	SR13	5/10/2014 9:45	29.05	59.4	**3.87**	2.7	SR13	5/10/2014 15:45	29.22	64.4	**4.18**	2.8	SR13	5/10/2014 21:45	29.16	60.0	**3.90**	4.8
SR13	5/10/2014 3:50	29.08	62.2	**4.05**	5.8	SR13	5/10/2014 9:50	29.05	59.6	**3.88**	4.0	SR13	5/10/2014 15:50	29.23	64.6	**4.19**	2.4	SR13	5/10/2014 21:50	29.16	60.0	**3.90**	5.0
SR13	5/10/2014 3:55	29.08	61.5	**4.01**	4.8	SR13	5/10/2014 9:55	29.06	58.7	**3.82**	3.5	SR13	5/10/2014 15:55	29.23	64.7	**4.20**	2.0	SR13	5/10/2014 21:55	29.15	60.1	**3.90**	5.1
SR13	5/10/2014 4:00	29.08	61.0	**3.97**	5.1	SR13	5/10/2014 10:00	29.02	55.0	**3.58**	2.2	SR13	5/10/2014 16:00	29.24	64.9	**4.21**	2.1	SR13	5/10/2014 22:00	29.15	60.2	**3.91**	6.0
SR13	5/10/2014 4:05	29.09	61.3	**3.99**	5.6	SR13	5/10/2014 10:05	29.07	59.0	**3.84**	3.6	SR13	5/10/2014 16:05	29.24	64.8	**4.20**	1.8	SR13	5/10/2014 22:05	29.15	59.6	**3.87**	6.5
SR13	5/10/2014 4:10	29.10	60.5	**3.93**	6.3	SR13	5/10/2014 10:10	29.04	56.6	**3.69**	2.3	SR13	5/10/2014 16:10	29.23	64.4	**4.18**	2.1	SR13	5/10/2014 22:10	29.16	59.1	**3.84**	6.7
SR13	5/10/2014 4:15	29.09	59.6	**3.88**	4.7	SR13	5/10/2014 10:15	29.03	56.2	**3.66**	2.0	SR13	5/10/2014 16:15	29.24	64.6	**4.19**	1.8	SR13	5/10/2014 22:15	29.16	60.1	**3.90**	5.6
SR13	5/10/2014 4:20	29.09	61.0	**3.97**	4.7	SR13	5/10/2014 10:20	29.07	58.9	**3.83**	3.3	SR13	5/10/2014 16:20	29.24	64.3	**4.18**	2.1	SR13	5/10/2014 22:20	29.16	60.4	**3.92**	5.4
SR13	5/10/2014 4:25	29.06	61.5	**4.01**	3.1	SR13	5/10/2014 10:25	29.07	59.1	**3.84**	2.9	SR13	5/10/2014 16:25	29.24	63.9	**4.15**	1.6	SR13	5/10/2014 22:25	29.15	56.9	**3.70**	4.2
SR13	5/10/2014 4:30	29.02	63.0	**4.11**	3.0	SR13	5/10/2014 10:30	29.06	56.4	**3.67**	3.6	SR13	5/10/2014 16:30	29.24	63.2	**4.10**	1.8	SR13	5/10/2014 22:30	29.14	57.9	**3.76**	4.0
SR13	5/10/2014 4:35	29.02	62.7	**4.09**	3.1	SR13	5/10/2014 10:35	29.07	58.9	**3.83**	3.1	SR13	5/10/2014 16:35	29.24	62.4	**4.05**	1.5	SR13	5/10/2014 22:35	29.11	56.8	**3.69**	3.2
SR13	5/10/2014 4:40	29.07	61.7	**4.02**	3.6	SR13	5/10/2014 10:40	29.05	56.7	**3.69**	2.8	SR13	5/10/2014 16:40	29.23	62.4	**4.05**	1.8	SR13	5/10/2014 22:40	29.12	56.5	**3.67**	3.3
SR13	5/10/2014 4:45	29.06	61.5	**4.01**	3.3	SR13	5/10/2014 10:45	29.05	57.7	**3.76**	3.0	SR13	5/10/2014 16:45	29.23	62.7	**4.07**	2.3	SR13	5/10/2014 22:45	29.13	56.2	**3.65**	3.3
SR13	5/10/2014 4:50	29.07	62.3	**4.06**	3.6	SR13	5/10/2014 10:50	29.08	58.9	**3.83**	2.4	SR13	5/10/2014 16:50	29.23	62.3	**4.04**	2.4	SR13	5/10/2014 22:50	29.13	57.0	**3.70**	3.8
SR13	5/10/2014 4:55	29.06	62.7	**4.09**	3.7	SR13	5/10/2014 10:55	29.09	59.3	**3.86**	2.5	SR13	5/10/2014 16:55	29.23	62.6	**4.06**	2.1	SR13	5/10/2014 22:55	29.14	57.7	**3.74**	4.4
SR13	5/10/2014 5:00	29.07	62.1	**4.04**	4.1	SR13	5/10/2014 11:00	29.04	57.7	**3.76**	2.4	SR13	5/10/2014 17:00	29.23	62.2	**4.04**	1.9	SR13	5/10/2014 23:00	29.15	58.3	**3.79**	9.8
SR13	5/10/2014 5:05	29.09	61.5	**4.01**	4.4	SR13	5/10/2014 11:05	29.11	59.9	**3.89**	1.9	SR13	5/10/2014 17:05	29.23	62.5	**4.06**	2.2	SR13	5/10/2014 23:05	29.14	59.8	**3.88**	5.1
SR13	5/10/2014 5:10	29.07	60.2	**3.92**	3.0	SR13	5/10/2014 11:10	29.06	57.8	**3.76**	2.0	SR13	5/10/2014 17:10	29.23	62.6	**4.06**	2.2	SR13	5/10/2014 23:10	29.15	59.1	**3.84**	3.5
SR13	5/10/2014 5:15	29.07	62.2	**4.05**	4.9	SR13	5/10/2014 11:15	29.14	60.7	**3.95**	1.8	SR13	5/10/2014 17:15	29.23	63.4	**4.12**	3.0	SR13	5/10/2014 23:15	29.15	58.2	**3.78**	3.6
SR13	5/10/2014 5:20	29.07	62.3	**4.05**	3.8	SR13	5/10/2014 11:20	29.11	60.1	**3.91**	1.9	SR13	5/10/2014 17:20	29.23	62.2	**4.04**	2.4	SR13	5/10/2014 23:20	29.15	59.1	**3.84**	3.5
SR13	5/10/2014 5:25	29.07	61.9	**4.03**	4.2	SR13	5/10/2014 11:25	29.14	61.7	**4.01**	2.2	SR13	5/10/2014 17:25	29.23	62.8	**4.08**	2.8	SR13	5/10/2014 23:25	29.14	58.9	**3.82**	3.6
SR13	5/10/2014 5:30	29.08	61.8	**4.03**	4.0	SR13	5/10/2014 11:30	29.15	61.7	**4.01**	2.2	SR13	5/10/2014 17:30	29.22	63.0	**4.09**	2.8	SR13	5/10/2014 23:30	29.14	58.2	**3.78**	3.1
SR13	5/10/2014 5:35	29.08	61.7	**4.02**	4.1	SR13	5/10/2014 11:35	29.13	60.9	**3.96**	3.1	SR13	5/10/2014 17:35	29.21	62.1	**4.04**	1.9	SR13	5/10/2014 23:35	29.14	59.5	**3.86**	4.0
SR13	5/10/2014 5:40	29.06	61.7	**4.02**	3.5	SR13	5/10/2014 11:40	29.14	61.4	**3.99**	3.0	SR13	5/10/2014 17:40	29.20	62.8	**4.08**	2.6	SR13	5/10/2014 23:40	29.13	59.5	**3.86**	4.0
SR13	5/10/2014 5:45	29.07	61.5	**4.01**	3.1	SR13	5/10/2014 11:45	29.02	55.0	**3.59**	4.1	SR13	5/10/2014 17:45	29.22	62.4	**4.05**	3.2	SR13	5/10/2014 23:45	29.14	59.1	**3.84**	5.6
SR13	5/10/2014 5:50	29.07	61.0	**3.98**	3.5	SR13	5/10/2014 11:50	29.04	55.8	**3.64**	4.2	SR13	5/10/2014 17:50	29.22	62.1	**4.03**	3.5	SR13	5/10/2014 23:50	29.14	59.5	**3.86**	4.5
SR13	5/10/2014 5:55	29.07	60.9	**3.97**	3.4	SR13	5/10/2014 11:55	29.02	53.9	**3.51**	4.9	SR13	5/10/2014 17:55	29.21	62.5	**4.06**	4.6	SR13	5/10/2014 23:55	29.14	58.9	**3.82**	3.8

Station	Timestamp	NH_3 (mg/L)				Station	Timestamp	NH_3 (mg/L)			
SR4	5/10/2014 0:17	0.06				SR12	5/10/2014 0:17	0.06			
SR4	5/10/2014 0:37	0.05				SR12	5/10/2014 0:37	0.06			
SR4	5/10/2014 0:57	0.06				SR12	5/10/2014 0:57	0.06			
SR4	5/10/2014 1:17	0.06				SR12	5/10/2014 1:17	0.06			
SR4	5/10/2014 1:37	0.05				SR12	5/10/2014 1:37	0.07			
SR4	5/10/2014 1:57	0.06				SR12	5/10/2014 1:57	0.05			
SR4	5/10/2014 2:17	0.06				SR12	5/10/2014 2:17	0.06			
SR4	5/10/2014 2:37	0.07				SR12	5/10/2014 2:37	0.06			
SR4	5/10/2014 2:57	0.05				SR12	5/10/2014 2:57	0.06			
SR4	5/10/2014 3:17	0.05				SR12	5/10/2014 3:17	0.08			
SR4	5/10/2014 3:37	0.05				SR12	5/10/2014 3:37	0.08			
SR4	5/10/2014 3:57	0.06				SR12	5/10/2014 3:57	0.08			
SR4	5/10/2014 4:17	0.07				SR12	5/10/2014 4:17	0.08			
SR4	5/10/2014 4:37	0.08				SR12	5/10/2014 4:37	0.06			
SR4	5/10/2014 4:57	0.08				SR12	5/10/2014 4:57	0.06			
SR4	5/10/2014 5:17	0.08				SR12	5/10/2014 5:17	0.06			
SR4	5/10/2014 5:37	0.08				SR12	5/10/2014 5:37	0.06			
SR4	5/10/2014 5:57	0.07				SR12	5/10/2014 5:57	0.06			
SR4						SR12					
SR4	5/10/2014 6:37	0.07				SR12	5/10/2014 6:37	0.07			
SR4	5/10/2014 6:57	0.05				SR12	5/10/2014 6:57	0.08			
SR4	5/10/2014 7:17	0.06				SR12	5/10/2014 7:17	0.07			
SR4	5/10/2014 7:37	0.06				SR12	5/10/2014 7:37	0.08			
SR4	5/10/2014 7:57	0.06				SR12	5/10/2014 7:57	0.08			
SR4	5/10/2014 8:17	0.06				SR12	5/10/2014 8:17	0.07			
SR4	5/10/2014 8:37	0.05				SR12	5/10/2014 8:37	0.06			
SR4	5/10/2014 8:57	0.07				SR12	5/10/2014 8:57	0.08			
SR4	5/10/2014 9:17	0.06				SR12	5/10/2014 9:17	0.08			
SR4	5/10/2014 9:37	0.07				SR12	5/10/2014 9:37	0.08			
SR4	5/10/2014 9:57	0.06				SR12	5/10/2014 9:57	0.06			
SR4	5/10/2014 10:17	0.06				SR12	5/10/2014 10:17	0.07			
SR4	5/10/2014 10:37	0.06				SR12	5/10/2014 10:37	0.07			
SR4	5/10/2014 10:57	0.06				SR12	5/10/2014 10:57	0.08			
SR4	5/10/2014 11:17	0.06				SR12	5/10/2014 11:17	0.07			
SR4	5/10/2014 11:37	0.05				SR12	5/10/2014 11:37	0.07			
SR4	5/10/2014 11:57	0.06				SR12	5/10/2014 11:57	0.08			
SR4	5/10/2014 12:17	0.05				SR12	5/10/2014 12:17	0.08			
SR4	5/10/2014 12:37	0.05				SR12	5/10/2014 12:37	0.08			
SR4	5/10/2014 12:57	0.07				SR12	5/10/2014 12:57	0.09			
SR4	5/10/2014 13:17	0.07				SR12	5/10/2014 13:17	0.08			
SR4	5/10/2014 13:37	0.06				SR12	5/10/2014 13:37	0.08			
SR4	5/10/2014 13:57	0.07				SR12	5/10/2014 13:57	0.07			
SR4	5/10/2014 14:17	0.06				SR12	5/10/2014 14:17	0.07			
SR4	5/10/2014 14:37	0.06				SR12	5/10/2014 14:37	0.06			
SR4	5/10/2014 14:57	0.05				SR12	5/10/2014 14:57	0.06			
SR4	5/10/2014 15:17	0.06				SR12	5/10/2014 15:17	0.06			
SR4	5/10/2014 15:37	0.06				SR12	5/10/2014 15:37	0.06			
SR4	5/10/2014 15:57	0.06				SR12	5/10/2014 15:57	0.06			
SR4	5/10/2014 16:17	0.08				SR12	5/10/2014 16:17	0.08			
SR4	5/10/2014 16:37	0.07				SR12	5/10/2014 16:37	0.08			
SR4	5/10/2014 16:57	0.06				SR12	5/10/2014 16:57	0.07			
SR4	5/10/2014 17:17	0.05				SR12	5/10/2014 17:17	0.08			
SR4	5/10/2014 17:37	0.05				SR12	5/10/2014 17:37	0.07			
SR4	5/10/2014 17:57	0.05				SR12	5/10/2014 17:57	0.05			
SR4	5/10/2014 18:17	0.05				SR12	5/10/2014 18:17	0.06			
SR4	5/10/2014 18:37	0.05				SR12	5/10/2014 18:37	0.06			
SR4	5/10/2014 18:57	0.06				SR12	5/10/2014 18:57	0.06			
SR4	5/10/2014 19:17	0.06				SR12	5/10/2014 19:17	0.07			
SR4	5/10/2014 19:37	0.06				SR12	5/10/2014 19:37	0.07			
SR4	5/10/2014 19:57	0.07				SR12	5/10/2014 19:57	0.06			
SR4	5/10/2014 20:17	0.09				SR12	5/10/2014 20:17	0.06			
SR4	5/10/2014 20:37	0.09				SR12	5/10/2014 20:37	0.05			
SR4	5/10/2014 20:57	0.09				SR12	5/10/2014 20:57	0.06			
SR4	5/10/2014 21:17	0.08				SR12	5/10/2014 21:17	0.06			
SR4	5/10/2014 21:37	0.08				SR12	5/10/2014 21:37	0.06			
SR4	5/10/2014 21:57	0.07				SR12	5/10/2014 21:57	0.06			
SR4	5/10/2014 22:17	0.06				SR12	5/10/2014 22:17	0.07			
SR4	5/10/2014 22:37	0.06				SR12	5/10/2014 22:37	0.05			
SR4	5/10/2014 22:57	0.06				SR12	5/10/2014 22:57	0.05			
SR4	5/10/2014 23:17	0.08				SR12	5/10/2014 23:17	0.06			
SR4	5/10/2014 23:37	0.08				SR12	5/10/2014 23:37	0.07			
SR4	5/10/2014 23:57	0.08				SR12	5/10/2014 23:57	0.07			

Remark: Fonts with underline: Action Level Exceedance
Fonts with bold and underline: Limit Level Exceedance
Automatic Instrument calibration of NH3-N monitor was carried out during 5:57-6:37 at SR4 and SR12.

Station	Timestamp	Temp (° C)	DO (%)	DO (mg/L)	Tur (NTU)	Station	Timestamp	Temp (° C)	DO (%)	DO (mg/L)	Tur (NTU)	Station	Timestamp	Temp (° C)	DO (%)	DO (mg/L)	Tur (NTU)	Station	Timestamp	Temp (°C)	DO (%)	DO (mg/L)	Tur (NTU)
SR4	6/10/2014 0:01	29.05	84.7	5.80	2.1	SR4	6/10/2014 6:01	29.05	82.1	5.60	6.4	SR4	6/10/2014 12:01	29.19	82.5	5.62	3.3	SR4	6/10/2014 18:01	29.12	85.1	5.81	3.3
SR4	6/10/2014 0:06	29.08	84.1	5.76	1.9	SR4	6/10/2014 6:06	29.06	82.0	5.59	9.7	SR4	6/10/2014 12:06	29.22	82.9	5.64	4.8	SR4	6/10/2014 18:06	29.13	85.4	5.82	4.1
SR4	6/10/2014 0:11	29.09	85.1	5.82	3.6	SR4	6/10/2014 6:11	29.06	81.7	5.56	**11.3**	SR4	6/10/2014 12:11	29.24	83.4	5.68	3.0	SR4	6/10/2014 18:11	29.12	85.2	5.81	4.2
SR4	6/10/2014 0:16	29.09	84.8	5.80	2.7	SR4	6/10/2014 6:16	29.06	81.2	5.54	8.6	SR4	6/10/2014 12:16	29.26	81.7	5.56	2.7	SR4	6/10/2014 18:16	29.12	84.9	5.79	4.2
SR4	6/10/2014 0:21	29.09	85.3	5.84	3.5	SR4	6/10/2014 6:21	29.06	82.0	5.60	7.6	SR4	6/10/2014 12:21	29.18	80.5	5.49	6.2	SR4	6/10/2014 18:21	29.10	84.6	5.78	3.4
SR4	6/10/2014 0:26	29.11	83.8	5.73	5.3	SR4	6/10/2014 6:26	29.06	81.3	5.55	6.8	SR4	6/10/2014 12:26	29.14	81.0	5.53	7.7	SR4	6/10/2014 18:26	29.12	85.1	5.81	3.6
SR4	6/10/2014 0:31	29.11	84.0	5.74	4.4	SR4	6/10/2014 6:31	29.06	81.8	5.58	7.5	SR4	6/10/2014 12:31	29.12	81.4	5.55	6.4	SR4	6/10/2014 18:31	29.12	85.1	5.81	3.8
SR4	6/10/2014 0:36	29.11	83.5	5.70	3.4	SR4	6/10/2014 6:36	29.06	81.6	5.56	9.7	SR4	6/10/2014 12:36	29.12	81.5	5.56	5.2	SR4	6/10/2014 18:36	29.12	84.4	5.76	4.8
SR4	6/10/2014 0:41	29.12	84.2	5.74	5.6	SR4	6/10/2014 6:41	29.06	81.4	5.55	9.9	SR4	6/10/2014 12:41	29.12	82.7	5.64	5.0	SR4	6/10/2014 18:41	29.11	83.8	5.72	6.3
SR4	6/10/2014 0:46	29.13	83.2	5.68	4.7	SR4	6/10/2014 6:46	29.06	81.5	5.56	9.0	SR4	6/10/2014 12:46	29.12	83.3	5.68	7.4	SR4	6/10/2014 18:46	29.11	83.4	5.69	4.9
SR4	6/10/2014 0:51	29.13	83.0	5.66	4.7	SR4	6/10/2014 6:51	29.06	81.6	5.57	9.8	SR4	6/10/2014 12:51	29.14	82.8	5.63	6.3	SR4	6/10/2014 18:51	29.09	83.6	5.71	6.5
SR4	6/10/2014 0:56	29.14	83.5	5.70	5.2	SR4	6/10/2014 6:56	29.06	81.1	5.53	8.8	SR4	6/10/2014 12:56	29.14	83.2	5.66	6.2	SR4	6/10/2014 18:56	29.09	83.2	5.67	6.9
SR4	6/10/2014 1:01	29.14	84.0	5.73	6.8	SR4	6/10/2014 7:01	29.06	81.5	5.55	9.3	SR4	6/10/2014 13:01	29.13	82.3	5.60	6.5	SR4	6/10/2014 19:01	29.09	82.8	5.65	5.5
SR4	6/10/2014 1:06	29.16	83.5	5.69	6.4	SR4	6/10/2014 7:06	29.06	81.4	5.54	9.9	SR4	6/10/2014 13:06	29.13	83.1	5.66	4.5	SR4	6/10/2014 19:06	29.09	83.3	5.69	5.5
SR4	6/10/2014 1:11	29.16	83.3	5.68	6.5	SR4	6/10/2014 7:11	29.06	81.3	5.54	**10.7**	SR4	6/10/2014 13:11	29.12	82.1	5.59	6.0	SR4	6/10/2014 19:11	29.09	83.0	5.67	6.0
SR4	6/10/2014 1:16	29.15	82.2	5.60	7.6	SR4	6/10/2014 7:16	29.06	80.7	5.50	**12.6**	SR4	6/10/2014 13:16	29.12	83.7	5.69	**10.3**	SR4	6/10/2014 19:16	29.08	82.9	5.66	6.3
SR4	6/10/2014 1:21	29.15	83.4	5.68	5.8	SR4	6/10/2014 7:21	29.07	80.8	5.49	**10.0**	SR4	6/10/2014 13:21	29.12	83.8	5.71	6.8	SR4	6/10/2014 19:21	29.08	82.9	5.66	5.3
SR4	6/10/2014 1:26	29.12	82.6	5.63	4.1	SR4	6/10/2014 7:26	29.06	81.7	5.57	6.5	SR4	6/10/2014 13:26	29.12	83.0	5.65	4.4	SR4	6/10/2014 19:26	29.07	83.4	5.69	5.6
SR4	6/10/2014 1:31	29.15	82.5	5.62	4.7	SR4	6/10/2014 7:31	29.06	81.2	5.53	5.8	SR4	6/10/2014 13:31	29.13	84.7	5.76	5.9	SR4	6/10/2014 19:31	29.07	83.3	5.69	5.6
SR4	6/10/2014 1:36	29.15	82.5	5.62	5.0	SR4	6/10/2014 7:36	29.06	80.5	5.48	7.6	SR4	6/10/2014 13:36	29.13	84.3	5.74	4.9	SR4	6/10/2014 19:36	29.07	83.3	5.63	5.6
SR4	6/10/2014 1:41	29.14	82.1	5.60	4.9	SR4	6/10/2014 7:41	28.99	80.9	5.52	4.9	SR4	6/10/2014 13:41	29.15	84.9	5.79	3.5	SR4	6/10/2014 19:41	29.06	83.1	5.62	4.4
SR4	6/10/2014 1:46	29.14	82.5	5.63	4.4	SR4	6/10/2014 7:46	29.03	80.8	5.51	5.5	SR4	6/10/2014 13:46	29.18	84.4	5.76	3.1	SR4	6/10/2014 19:46	29.07	82.3	5.56	4.7
SR4	6/10/2014 1:51	29.14	82.2	5.61	5.0	SR4	6/10/2014 7:51	29.06	81.0	5.52	7.1	SR4	6/10/2014 13:51	29.19	84.7	5.77	3.2	SR4	6/10/2014 19:51	29.06	82.9	5.65	5.0
SR4	6/10/2014 1:56	29.13	83.6	5.70	5.8	SR4	6/10/2014 7:56	29.06	81.2	5.53	7.2	SR4	6/10/2014 13:56	29.16	83.7	5.70	4.1	SR4	6/10/2014 19:56	29.06	82.1	5.60	4.2
SR4	6/10/2014 2:01	29.13	83.3	5.69	5.6	SR4	6/10/2014 8:01	29.06	81.2	5.53	7.5	SR4	6/10/2014 14:01	29.15	83.4	5.69	4.0	SR4	6/10/2014 20:01	29.05	82.7	5.65	5.2
SR4	6/10/2014 2:06	29.13	83.1	5.66	6.1	SR4	6/10/2014 8:06	29.06	81.2	5.53	8.3	SR4	6/10/2014 14:06	29.16	83.3	5.68	3.7	SR4	6/10/2014 20:06	29.06	81.7	5.57	5.2
SR4	6/10/2014 2:11	29.15	83.5	5.70	4.8	SR4	6/10/2014 8:11	29.06	81.3	5.54	6.5	SR4	6/10/2014 14:11	29.15	82.6	5.62	4.8	SR4	6/10/2014 20:11	29.06	82.6	5.64	4.6
SR4	6/10/2014 2:16	29.15	83.4	5.68	5.4	SR4	6/10/2014 8:16	29.06	81.5	5.55	5.7	SR4	6/10/2014 14:16	29.29	84.6	5.75	4.1	SR4	6/10/2014 20:16	29.06	82.0	5.60	5.1
SR4	6/10/2014 2:21	29.14	82.8	5.65	4.2	SR4	6/10/2014 8:21	29.06	81.3	5.55	5.1	SR4	6/10/2014 14:21	29.25	84.5	5.76	3.3	SR4	6/10/2014 20:21	29.05	82.8	5.65	6.3
SR4	6/10/2014 2:26	29.13	82.5	5.63	4.2	SR4	6/10/2014 8:26	29.06	81.2	5.54	4.5	SR4	6/10/2014 14:26	29.24	84.4	5.75	3.6	SR4	6/10/2014 20:26	29.05	82.4	5.63	5.4
SR4	6/10/2014 2:31	29.08	81.8	5.60	3.4	SR4	6/10/2014 8:31	29.06	81.0	5.53	5.5	SR4	6/10/2014 14:31	29.19	84.3	5.75	3.8	SR4	6/10/2014 20:31	29.05	83.1	5.67	5.4
SR4	6/10/2014 2:36	29.09	81.7	5.58	3.6	SR4	6/10/2014 8:36	29.06	81.3	5.55	4.7	SR4	6/10/2014 14:36	29.18	84.8	5.77	3.9	SR4	6/10/2014 20:36	29.05	82.3	5.62	4.7
SR4	6/10/2014 2:41	29.12	82.9	5.66	4.0	SR4	6/10/2014 8:41	29.07	80.9	5.53	5.9	SR4	6/10/2014 14:41	29.20	85.8	5.84	3.2	SR4	6/10/2014 20:41	29.05	82.8	5.66	4.4
SR4	6/10/2014 2:46	29.13	83.0	5.67	4.0	SR4	6/10/2014 8:46	29.06	82.1	5.61	3.6	SR4	6/10/2014 14:46	29.19	86.5	5.89	4.2	SR4	6/10/2014 20:46	29.05	82.7	5.65	4.8
SR4	6/10/2014 2:51	29.10	82.4	5.63	3.6	SR4	6/10/2014 8:51	29.05	81.9	5.60	3.8	SR4	6/10/2014 14:51	29.22	86.1	5.87	3.3	SR4	6/10/2014 20:51	29.05	81.9	5.56	8.0
SR4	6/10/2014 2:56	29.10	82.2	5.62	3.8	SR4	6/10/2014 8:56	29.06	81.6	5.58	3.8	SR4	6/10/2014 14:56	29.24	86.2	5.87	3.1	SR4	6/10/2014 20:56	29.04	82.7	5.65	6.3
SR4	6/10/2014 3:01	29.13	82.7	5.64	5.2	SR4	6/10/2014 9:01	29.06	82.2	5.61	3.4	SR4	6/10/2014 15:01	29.22	86.9	5.92	2.8	SR4	6/10/2014 21:01	29.04	81.9	5.59	5.5
SR4	6/10/2014 3:06	29.10	81.8	5.59	3.6	SR4	6/10/2014 9:06	29.07	82.3	5.62	3.2	SR4	6/10/2014 15:06	29.28	86.4	5.88	3.8	SR4	6/10/2014 21:06	29.04	82.3	5.62	5.5
SR4	6/10/2014 3:11	29.12	82.3	5.62	3.7	SR4	6/10/2014 9:11	29.06	82.2	5.62	4.0	SR4	6/10/2014 15:11	29.26	86.2	5.87	3.3	SR4	6/10/2014 21:11	29.04	82.1	5.61	4.9
SR4	6/10/2014 3:16	29.11	81.9	5.59	3.7	SR4	6/10/2014 9:16	29.05	83.1	5.68	3.3	SR4	6/10/2014 15:16	29.26	85.9	5.85	3.3	SR4	6/10/2014 21:16	29.04	81.9	5.59	6.6
SR4	6/10/2014 3:21	29.12	82.1	5.61	4.5	SR4	6/10/2014 9:21	29.06	83.3	5.69	3.4	SR4	6/10/2014 15:21	29.24	85.8	5.84	3.3	SR4	6/10/2014 21:21	29.03	82.3	5.62	6.6
SR4	6/10/2014 3:26	29.11	81.7	5.58	3.9	SR4	6/10/2014 9:26	29.06	83.1	5.68	3.9	SR4	6/10/2014 15:26	29.27	85.6	5.82	3.2	SR4	6/10/2014 21:26	29.03	82.8	5.65	5.6
SR4	6/10/2014 3:31	28.93	83.6	5.73	2.9	SR4	6/10/2014 9:31	29.06	83.0	5.68	3.7	SR4	6/10/2014 15:31	29.33	86.1	5.83	8.5	SR4	6/10/2014 21:31	29.03	82.8	5.65	4.8
SR4	6/10/2014 3:36	29.01	84.2	5.76	3.6	SR4	6/10/2014 9:36	29.06	83.5	5.71	2.8	SR4	6/10/2014 15:36	29.45	84.5	5.74	2.4	SR4	6/10/2014 21:36	29.02	82.4	5.63	5.3
SR4	6/10/2014 3:41	29.00	84.4	5.78	3.0	SR4	6/10/2014 9:41	29.05	83.3	5.69	3.1	SR4	6/10/2014 15:41	29.43	84.9	5.76	2.3	SR4	6/10/2014 21:41	29.02	82.8	5.66	5.2
SR4	6/10/2014 3:46	29.00	84.0	5.76	3.5	SR4	6/10/2014 9:46	29.06	82.9	5.67	3.1	SR4	6/10/2014 15:46	29.35	85.2	5.79	2.7	SR4	6/10/2014 21:46	29.03	82.7	5.65	4.4
SR4	6/10/2014 3:51	29.01	83.8	5.74	3.2	SR4	6/10/2014 9:51	29.07	83.3	5.69	2.8	SR4	6/10/2014 15:51	29.33	84.7	5.76	2.6	SR4	6/10/2014 21:51	29.03	82.1	5.61	4.8
SR4	6/10/2014 3:56	29.04	83.7	5.73	4.3	SR4	6/10/2014 9:56	29.05	82.9	5.67	2.8	SR4	6/10/2014 15:56	29.31	85.9	5.85	4.0	SR4	6/10/2014 21:56	29.02	81.8	5.59	4.2
SR4	6/10/2014 4:01	29.05	83.5	5.71	3.7	SR4	6/10/2014 10:01	29.06	82.9	5.67	2.8	SR4	6/10/2014 16:01	29.34	85.5	5.82	2.5	SR4	6/10/2014 22:01	29.01	81.5	5.57	4.2
SR4	6/10/2014 4:06	29.05	83.6	5.69	3.7	SR4	6/10/2014 10:06	29.08	82.8	5.66	3.1	SR4	6/10/2014 16:06	29.34	85.5	5.81	3.3	SR4	6/10/2014 22:06	29.00	81.4	5.56	4.3
SR4	6/10/2014 4:11	29.05	84.1	5.75	4.4	SR4	6/10/2014 10:11	29.07	82.6	5.65	3.9	SR4	6/10/2014 16:11	29.30	86.2	5.86	3.1	SR4	6/10/2014 22:11	29.00	81.2	5.55	3.6
SR4	6/10/2014 4:16	29.06	84.3	5.77	4.5	SR4						SR4	6/10/2014 16:16	29.26	86.5	5.89	3.4	SR4	6/10/2014 22:16	29.00	81.5	5.56	3.7
SR4	6/10/2014 4:21	29.06	83.4	5.71	4.2	SR4						SR4	6/10/2014 16:21	29.20	86.7	5.91	3.2	SR4	6/10/2014 22:21	29.01	82.1	5.60	4.5
SR4	6/10/2014 4:26	29.06	83.1	5.68	3.9	SR4						SR4	6/10/2014 16:26	29.17	87.4	5.96	3.2	SR4	6/10/2014 22:26	29.01	82.4	5.64	4.0
SR4	6/10/2014 4:31	29.07	83.1	5.68	4.5	SR4						SR4	6/10/2014 16:31	29.17	87.1	5.94	3.4	SR4	6/10/2014 22:31	29.01	82.1	5.61	3.7
SR4	6/10/2014 4:36	29.07	83.0	5.66	4.9	SR4						SR4	6/10/2014 16:36	29.16	86.5	5.90	3.6	SR4	6/10/2014 22:36	29.00	82.2	5.59	4.0
SR4	6/10/2014 4:41	29.07	83.0	5.67	5.5	SR4						SR4	6/10/2014 16:41	29.14	84.8	5.79	4.2	SR4	6/10/2014 22:41	29.01	82.3	5.63	3.7
SR4	6/10/2014 4:46	29.07	82.8	5.66	5.3	SR4	6/10/2014 10:46	29.10	82.4	5.63	4.1	SR4	6/10/2014 16:46	29.14	85.1	5.80	3.2	SR4	6/10/2014 22:46	29.00	82.4	5.64	3.8
SR4	6/10/2014 4:51	29.06	82.9	5.67	4.9	SR4	6/10/2014 10:51	29.09	82.2	5.61	4.5	SR4	6/10/2014 16:51	29.14	84.8	5.78	3.8	SR4	6/10/2014 22:51	29.00	82.0	5.61	3.8
SR4	6/10/2014 4:56	29.06	82.5	5.64	5.3	SR4	6/10/2014 10:56	29.11	82.5	5.63	3.8	SR4	6/10/2014 16:56	29.14	85.0	5.80	3.9	SR4	6/10/2014 22:56	29.00	82.2	5.61	3.7
SR4	6/10/2014 5:01	29.05	81.6	5.57	3.4	SR4	6/10/2014 11:01	29.14	83.1	5.66	3.7	SR4	6/10/2014 17:01	29.15	85.7	5.84	5.0	SR4	6/10/2014 23:01	29.01	82.2	5.61	5.4
SR4	6/10/2014 5:06	29.06	81.7	5.53	5.6	SR4	6/10/2014 11:06	29.17	83.6	5.69	2.9	SR4	6/10/2014 17:06	29.15	85.4	5.83	4.2	SR4	6/10/2014 23:06	29.00	82.1	5.60	3.6
SR4	6/10/2014 5:11	29.06	82.2	5.56	7.0	SR4	6/10/2014 11:11	29.17	82.7	5.64	2.8	SR4	6/10/2014 17:11	29.15	86.0	5.85	4.0	SR4	6/10/2014 23:11	29.00	82.1	5.60	4.1
SR4	6/10/2014 5:16	29.05	82.0	5.54	6.6	SR4	6/10/2014 11:16	29.17	82.6	5.63	2.5	SR4	6/10/2014 17:16	29.15	85.9	5.84	3.9	SR4	6/10/2014 23:16	28.99	81.6	5.57	3.7
SR4	6/10/2014 5:21	29.03	81.4	5.50	6.5	SR4	6/10/2014 11:21	29.19	82.7	5.64	2.5	SR4	6/10/2014 17:21	29.15	85.9	5.86	3.8	SR4	6/10/2014 23:21	29.01	82.2	5.61	4.5
SR4	6/10/2014 5:26	29.03	80.9	5.48	5.1	SR4	6/10/2014 11:26	29.21	83.2	5.67	2.6	SR4	6/10/2014 17:26	29.15	85.7	5.85	3.9	SR4	6/10/2014 23:26	29.00	81.7	5.58	3.3
SR4	6/10/2014 5:31	29.05	81.7	5.57	7.8	SR4	6/10/2014 11:31	29.20	83.2	5.67	2.9	SR4	6/10/2014 17:31	29.15	85.6	5.84	3.7	SR4	6/10/2014 23:31	29.00	81.7	5.58	3.7
SR4	6/10/2014 5:36	29.06	82.0	5.57	6.6	SR4	6/10/2014 11:36	29.21	82.4	5.62	3.1	SR4	6/10/2014 17:36	29.14	85.3	5.81	4.0	SR4	6/10/2014 23:36	29.00	81.9	5.59	4.1
SR4	6/10/2014 5:41	29.05	82.1	5.60	7.4	SR4	6/10/2014 11:41	29.20	82.5	5.63	2.5	SR4	6/10/2014 17:41	29.14	85.1	5.80	3.8	SR4	6/10/2014 23:41	28.96	80.2	5.48	3.5
SR4	6/10/2014 5:46	29.05	82.6	5.61	**12.9**	SR4	6/10/2014 11:46	29.21	82.3	5.61	2.6	SR4	6/10/2014 17:46	29.13	85.6	5.84	3.5	SR4	6/10/2014 23:46	28.95	83.5	5.71	4.0
SR4	6/10/2014 5:51	29.06	82.2	5.60	6.7	SR4	6/10/2014 11:51	29.20	82.7	5.64	3.0	SR4	6/10/2014 17:51	29.13	85.4	5.83	3.6	SR4	6/10/2014 23:51	28.95	83.9	5.75	4.1
SR4	6/10/2014 5:56	29.05	82.4	5.62	7.0	SR4	6/10/2014 11:56	29.20	82.1	5.60	2.8	SR4	6/10/2014 17:56	29.13	85.5	5.81	4.3	SR4	6/10/2014 23:56	28.95	83.3	5.70	3.5

Station	Timestamp	Temp (° C)	DO (%)	DO (mg/L)	Tur (NTU)	Station	Timestamp	Temp (° C)	DO (%)	DO (mg/L)	Tur (NTU)	Station	Timestamp	Temp (° C)	DO (%)	DO (mg/L)	Tur (NTU)	Station	Timestamp	Temp (°C)	DO (%)	DO (mg/L)	Tur (NTU)
SR5	6/10/2014 0:00	28.99	75.8	**4.94**	3.3	SR5	6/10/2014 6:00	29.09	69.4	**4.49**	4.5	SR5	6/10/2014 12:00	29.04	78.1	**5.09**	3.7	SR5	6/10/2014 18:00	29.13	71.5	**4.63**	5.6
SR5	6/10/2014 0:05	28.94	76.3	**4.99**	3.3	SR5	6/10/2014 6:05	29.09	69.7	**4.51**	4.8	SR5	6/10/2014 12:05	29.07	78.5	**5.11**	3.5	SR5	6/10/2014 18:05	29.12	72.3	**4.68**	5.4
SR5	6/10/2014 0:10	28.94	76.3	**4.99**	3.5	SR5	6/10/2014 6:10	29.09	69.5	**4.50**	4.3	SR5	6/10/2014 12:10	29.12	79.7	**5.18**	2.6	SR5	6/10/2014 18:10	29.12	72.0	**4.66**	5.6
SR5	6/10/2014 0:15	29.00	76.1	**4.97**	3.4	SR5	6/10/2014 6:15	29.09	69.2	**4.48**	4.9	SR5	6/10/2014 12:15	29.15	79.3	**5.16**	2.3	SR5	6/10/2014 18:15	29.12	71.6	**4.63**	5.2
SR5	6/10/2014 0:20	28.98	76.4	**4.99**	3.2	SR5	6/10/2014 6:20	29.09	69.5	**4.49**	4.8	SR5	6/10/2014 12:20	29.15	81.1	**5.28**	2.0	SR5	6/10/2014 18:20	29.11	71.4	**4.62**	5.1
SR5	6/10/2014 0:25	29.04	76.2	**4.97**	3.0	SR5	6/10/2014 6:25	29.09	69.4	**4.48**	4.7	SR5	6/10/2014 12:25	29.14	81.0	**5.28**	2.3	SR5	6/10/2014 18:25	29.11	71.2	**4.61**	5.5
SR5	6/10/2014 0:30	29.00	76.9	**5.02**	2.9	SR5	6/10/2014 6:30	29.09	69.3	**4.48**	4.7	SR5	6/10/2014 12:30	29.07	83.7	5.48	1.5	SR5	6/10/2014 18:30	29.11	71.0	**4.60**	5.0
SR5	6/10/2014 0:35	28.98	77.1	**5.04**	2.7	SR5	6/10/2014 6:35	29.09	68.9	**4.45**	4.4	SR5	6/10/2014 12:35	29.10	83.7	5.47	1.6	SR5	6/10/2014 18:35	29.11	70.4	**4.56**	4.9
SR5	6/10/2014 0:40	28.97	77.4	**5.06**	2.5	SR5	6/10/2014 6:40	29.09	68.4	**4.42**	4.4	SR5	6/10/2014 12:40	29.10	83.0	5.43	1.8	SR5	6/10/2014 18:40	29.11	71.2	**4.60**	5.7
SR5	6/10/2014 0:45	28.97	77.7	**5.08**	2.5	SR5	6/10/2014 6:45	29.09	68.5	**4.43**	4.7	SR5	6/10/2014 12:45	29.08	82.8	5.42	1.2	SR5	6/10/2014 18:45	29.11	70.7	**4.58**	4.8
SR5	6/10/2014 0:50	28.92	77.8	**5.09**	2.5	SR5	6/10/2014 6:50	29.09	68.5	**4.43**	4.8	SR5	6/10/2014 12:50	29.06	82.8	5.42	1.9	SR5	6/10/2014 18:50	29.11	71.3	**4.61**	5.2
SR5	6/10/2014 0:55	28.96	78.5	**5.14**	2.9	SR5	6/10/2014 6:55	29.09	68.6	**4.43**	4.5	SR5	6/10/2014 12:55	29.04	82.1	**5.37**	1.8	SR5	6/10/2014 18:55	29.10	71.1	**4.60**	5.5
SR5	6/10/2014 1:00	28.98	78.3	**5.13**	3.1	SR5	6/10/2014 7:00	29.09	68.5	**4.43**	4.8	SR5	6/10/2014 13:00	29.07	81.3	**5.32**	1.8	SR5	6/10/2014 19:00	29.10	70.9	**4.58**	5.3
SR5	6/10/2014 1:05	28.99	77.8	**5.10**	3.3	SR5	6/10/2014 7:05	29.09	68.7	**4.44**	4.9	SR5	6/10/2014 13:05	29.09	83.8	5.49	1.2	SR5	6/10/2014 19:05	29.10	70.6	**4.57**	5.5
SR5	6/10/2014 1:10	29.03	77.3	**5.05**	3.0	SR5	6/10/2014 7:10	29.09	69.1	**4.46**	4.6	SR5	6/10/2014 13:10	29.11	82.6	5.40	1.5	SR5	6/10/2014 19:10	29.11	70.7	**4.57**	5.3
SR5	6/10/2014 1:15	29.02	76.8	**5.02**	3.1	SR5	6/10/2014 7:15	29.09	68.6	**4.43**	5.3	SR5	6/10/2014 13:15	29.10	82.4	5.39	1.3	SR5	6/10/2014 19:15	29.11	70.3	**4.55**	4.5
SR5	6/10/2014 1:20	28.85	79.4	**5.23**	3.1	SR5	6/10/2014 7:20	29.08	69.0	**4.46**	4.9	SR5	6/10/2014 13:20	29.09	81.7	**5.35**	1.8	SR5	6/10/2014 19:20	29.10	70.6	**4.57**	5.0
SR5	6/10/2014 1:25	28.93	78.9	**5.18**	3.4	SR5	6/10/2014 7:25	29.08	68.7	**4.44**	4.7	SR5	6/10/2014 13:25	29.10	84.1	5.52	1.9	SR5	6/10/2014 19:25	29.10	70.4	**4.55**	5.2
SR5	6/10/2014 1:30	28.88	79.1	**5.21**	3.5	SR5	6/10/2014 7:30	29.09	68.6	**4.43**	4.7	SR5	6/10/2014 13:30	29.09	84.2	5.52	1.9	SR5	6/10/2014 19:30	29.10	70.7	**4.57**	5.5
SR5	6/10/2014 1:35	28.88	78.9	**5.19**	4.0	SR5	6/10/2014 7:35	29.07	69.7	**4.50**	4.9	SR5	6/10/2014 13:35	29.12	82.8	5.42	1.9	SR5	6/10/2014 19:35	29.10	70.8	**4.58**	5.8
SR5	6/10/2014 1:40	28.88	78.9	**5.19**	4.0	SR5	6/10/2014 7:40	29.08	68.6	**4.43**	5.6	SR5	6/10/2014 13:40	29.09	82.5	5.40	2.2	SR5	6/10/2014 19:40	29.10	70.3	**4.54**	5.5
SR5	6/10/2014 1:45	28.92	78.4	**5.15**	3.8	SR5	6/10/2014 7:45	29.08	68.3	**4.41**	4.5	SR5	6/10/2014 13:45	29.11	81.8	**5.36**	2.1	SR5	6/10/2014 19:45	29.10	70.0	**4.53**	5.8
SR5	6/10/2014 1:50	28.93	78.2	**5.14**	3.6	SR5	6/10/2014 7:50	29.05	68.7	**4.44**	4.6	SR5	6/10/2014 13:50	29.10	81.2	**5.32**	2.2	SR5	6/10/2014 19:50	29.09	71.3	**4.61**	6.2
SR5	6/10/2014 1:55	28.92	77.3	**5.08**	3.7	SR5	6/10/2014 7:55	29.07	68.4	**4.42**	4.9	SR5	6/10/2014 13:55	29.08	80.2	**5.25**	2.8	SR5	6/10/2014 19:55	29.10	69.6	**4.50**	5.2
SR5	6/10/2014 2:00	28.92	76.8	**5.04**	3.6	SR5	6/10/2014 8:00	29.07	67.8	**4.38**	4.9	SR5	6/10/2014 14:00	29.09	80.7	**5.28**	2.8	SR5	6/10/2014 20:00	29.09	69.9	**4.52**	5.4
SR5	6/10/2014 2:05	28.91	77.0	**5.05**	3.4	SR5	6/10/2014 8:05	29.07	69.4	**4.48**	5.4	SR5	6/10/2014 14:05	29.12	81.6	**5.34**	2.5	SR5	6/10/2014 20:05	29.09	70.1	**4.53**	5.7
SR5	6/10/2014 2:10	28.94	76.9	**5.05**	3.8	SR5	6/10/2014 8:10	29.07	69.5	**4.49**	4.8	SR5	6/10/2014 14:10	29.14	82.4	5.39	2.0	SR5	6/10/2014 20:10	29.09	71.5	**4.62**	5.8
SR5	6/10/2014 2:15	28.95	77.3	**5.07**	4.1	SR5	6/10/2014 8:15	29.07	69.1	**4.46**	4.7	SR5	6/10/2014 14:15	29.16	82.0	**5.36**	1.6	SR5	6/10/2014 20:15	29.09	71.1	**4.59**	5.9
SR5	6/10/2014 2:20	28.95	77.5	**5.08**	3.6	SR5	6/10/2014 8:20	29.07	69.8	**4.50**	5.7	SR5	6/10/2014 14:20	29.18	82.2	**5.37**	1.7	SR5	6/10/2014 20:20	29.09	71.2	**4.60**	6.4
SR5	6/10/2014 2:25	28.93	77.5	**5.09**	3.6	SR5	6/10/2014 8:25	29.06	67.1	**4.33**	4.4	SR5	6/10/2014 14:25	29.24	83.6	5.46	1.5	SR5	6/10/2014 20:25	29.09	70.8	**4.57**	6.0
SR5	6/10/2014 2:30	28.92	77.6	**5.09**	3.7	SR5	6/10/2014 8:30	29.08	68.0	**4.39**	4.2	SR5	6/10/2014 14:30	29.25	83.7	5.47	1.6	SR5	6/10/2014 20:30	29.09	69.9	**4.52**	5.3
SR5	6/10/2014 2:35	28.90	77.0	**5.06**	3.6	SR5	6/10/2014 8:35	29.07	68.8	**4.44**	4.3	SR5	6/10/2014 14:35	29.20	82.8	5.41	1.6	SR5	6/10/2014 20:35	29.09	71.5	**4.62**	5.7
SR5	6/10/2014 2:40	28.90	76.7	**5.04**	3.8	SR5	6/10/2014 8:40	29.07	67.9	**4.38**	4.5	SR5	6/10/2014 14:40	29.17	81.2	**5.31**	1.8	SR5	6/10/2014 20:40	29.09	70.4	**4.54**	5.4
SR5	6/10/2014 2:45	28.90	77.2	**5.07**	3.8	SR5	6/10/2014 8:45	29.07	68.1	**4.39**	4.5	SR5	6/10/2014 14:45	29.17	80.2	**5.25**	1.8	SR5	6/10/2014 20:45	29.09	70.3	**4.54**	6.2
SR5	6/10/2014 2:50	28.87	76.5	**5.03**	3.6	SR5	6/10/2014 8:50	29.07	69.1	**4.46**	4.3	SR5	6/10/2014 14:50	29.15	79.3	**5.18**	1.8	SR5	6/10/2014 20:50	29.09	70.5	**4.55**	6.1
SR5	6/10/2014 2:55	28.86	75.6	**4.97**	3.0	SR5	6/10/2014 8:55	29.07	67.3	**4.35**	3.6	SR5	6/10/2014 14:55	29.14	79.5	**5.20**	1.7	SR5	6/10/2014 20:55	29.09	70.7	**4.57**	5.3
SR5	6/10/2014 3:00	28.88	75.4	**4.96**	3.3	SR5	6/10/2014 9:00	29.00	73.4	**4.76**	3.3	SR5	6/10/2014 15:00	29.15	79.7	**5.22**	1.7	SR5	6/10/2014 21:00	29.09	70.6	**4.56**	5.5
SR5	6/10/2014 3:05	28.88	75.5	**4.96**	3.1	SR5	6/10/2014 9:05	29.03	73.5	**4.76**	3.2	SR5	6/10/2014 15:05	29.14	80.2	**5.25**	2.2	SR5	6/10/2014 21:05	29.09	70.9	**4.57**	5.6
SR5	6/10/2014 3:10	28.90	75.3	**4.95**	3.2	SR5	6/10/2014 9:10	29.06	72.8	**4.71**	4.1	SR5	6/10/2014 15:10	29.14	81.3	**5.32**	1.7	SR5	6/10/2014 21:10	29.08	70.4	**4.54**	5.2
SR5	6/10/2014 3:15	28.92	75.1	**4.93**	3.0	SR5	6/10/2014 9:15	29.05	72.5	**4.69**	3.9	SR5	6/10/2014 15:15	29.14	81.3	**5.32**	2.0	SR5	6/10/2014 21:15	29.09	70.9	**4.57**	5.9
SR5	6/10/2014 3:20	28.87	74.6	**4.90**	3.0	SR5	6/10/2014 9:20	29.04	73.2	**4.74**	3.4	SR5	6/10/2014 15:20	29.15	81.3	**5.32**	1.7	SR5	6/10/2014 21:20	29.08	70.6	**4.56**	5.2
SR5	6/10/2014 3:25	28.83	73.8	**4.85**	2.9	SR5	6/10/2014 9:25	29.06	72.2	**4.67**	3.9	SR5	6/10/2014 15:25	29.17	80.5	**5.27**	1.5	SR5	6/10/2014 21:25	29.08	71.1	**4.59**	5.0
SR5	6/10/2014 3:30	28.80	75.1	**4.94**	2.7	SR5	6/10/2014 9:30	29.05	72.5	**4.69**	3.5	SR5	6/10/2014 15:30	29.15	79.6	**5.20**	2.7	SR5	6/10/2014 21:30	29.09	69.3	**4.47**	5.1
SR5	6/10/2014 3:35	28.86	76.2	**5.01**	3.1	SR5	6/10/2014 9:35	29.05	72.4	**4.68**	3.9	SR5	6/10/2014 15:35	29.16	80.1	**5.24**	1.5	SR5	6/10/2014 21:35	29.08	70.5	**4.55**	5.6
SR5	6/10/2014 3:40	28.94	76.1	**4.99**	3.4	SR5	6/10/2014 9:40	29.06	72.1	**4.66**	3.2	SR5	6/10/2014 15:40	29.20	80.8	**5.28**	1.4	SR5	6/10/2014 21:40	29.08	69.8	**4.50**	5.2
SR5	6/10/2014 3:45	28.84	76.0	**5.00**	3.2	SR5	6/10/2014 9:45	29.07	72.5	**4.69**	3.2	SR5	6/10/2014 15:45	29.18	80.2	**5.25**	1.5	SR5	6/10/2014 21:45	29.08	70.6	**4.55**	5.6
SR5	6/10/2014 3:50	28.98	75.1	**4.91**	3.1	SR5	6/10/2014 9:50	29.05	72.4	**4.68**	3.3	SR5	6/10/2014 15:50	29.26	81.0	**5.28**	1.3	SR5	6/10/2014 21:50	29.08	70.1	**4.52**	5.3
SR5	6/10/2014 3:55	28.98	75.2	**4.93**	3.3	SR5	6/10/2014 9:55	29.05	72.9	**4.72**	3.4	SR5	6/10/2014 15:55	29.25	81.1	**5.29**	1.4	SR5	6/10/2014 21:55	29.08	70.9	**4.57**	5.8
SR5	6/10/2014 4:00	28.99	75.7	**4.95**	3.0	SR5	6/10/2014 10:00	29.04	72.3	**4.68**	3.3	SR5	6/10/2014 16:00	29.21	79.4	**5.18**	1.6	SR5	6/10/2014 22:00	29.08	70.7	**4.56**	6.0
SR5	6/10/2014 4:05	29.00	75.8	**4.95**	3.4	SR5	6/10/2014 10:05	29.00	73.9	**4.79**	3.0	SR5	6/10/2014 16:05	29.27	81.1	**5.28**	1.3	SR5	6/10/2014 22:05	29.08	70.7	**4.56**	5.5
SR5	6/10/2014 4:10	29.04	75.0	**4.89**	3.7	SR5	6/10/2014 10:10	29.01	75.8	**4.92**	2.8	SR5	6/10/2014 16:10	29.28	81.3	**5.30**	1.4	SR5	6/10/2014 22:10	29.08	70.4	**4.54**	5.4
SR5	6/10/2014 4:15	29.05	73.7	**4.81**	4.6	SR5	6/10/2014 10:15	29.08	75.6	**4.90**	2.3	SR5	6/10/2014 16:15	29.28	81.4	**5.30**	1.4	SR5	6/10/2014 22:15	29.08	72.1	**4.65**	5.2
SR5	6/10/2014 4:20	29.05	73.5	**4.79**	4.5	SR5	6/10/2014 10:20	29.09	75.5	**4.90**	1.9	SR5	6/10/2014 16:20	29.26	80.6	**5.25**	1.4	SR5	6/10/2014 22:20	28.97	68.4	**4.43**	4.2
SR5	6/10/2014 4:25	29.05	73.2	**4.77**	4.2	SR5	6/10/2014 10:25	29.08	75.0	**4.86**	2.3	SR5	6/10/2014 16:25	29.24	79.7	**5.19**	1.9	SR5	6/10/2014 22:25	29.05	73.9	**4.78**	5.5
SR5	6/10/2014 4:30	29.09	72.1	**4.69**	4.8	SR5	6/10/2014 10:30	29.08	74.6	**4.83**	2.4	SR5	6/10/2014 16:30	29.22	79.1	**5.15**	2.6	SR5	6/10/2014 22:30	29.06	74.3	**4.80**	5.6
SR5	6/10/2014 4:35	29.10	71.5	**4.64**	4.8	SR5	6/10/2014 10:35	29.09	73.9	**4.79**	2.4	SR5	6/10/2014 16:35	29.21	77.4	**5.04**	3.7	SR5	6/10/2014 22:35	29.05	74.2	**4.80**	5.6
SR5	6/10/2014 4:40	29.11	71.4	**4.63**	5.0	SR5	6/10/2014 10:40	29.09	73.1	**4.73**	2.5	SR5	6/10/2014 16:40	29.24	77.7	**5.06**	2.1	SR5	6/10/2014 22:40	29.05	74.2	**4.79**	5.4
SR5	6/10/2014 4:45	29.11	71.1	**4.61**	4.7	SR5	6/10/2014 10:45	29.10	73.4	**4.75**	2.2	SR5	6/10/2014 16:45	29.21	77.1	**5.03**	3.0	SR5	6/10/2014 22:45	29.03	74.9	**4.85**	5.4
SR5	6/10/2014 4:50	29.11	70.7	**4.59**	4.4	SR5	6/10/2014 10:50	29.09	73.7	**4.77**	2.2	SR5	6/10/2014 16:50	29.18	75.5	**4.92**	4.2	SR5	6/10/2014 22:50	29.05	74.3	**4.80**	6.5
SR5	6/10/2014 4:55	29.12	70.8	**4.59**	4.9	SR5	6/10/2014 10:55	29.09	73.2	**4.74**	2.9	SR5	6/10/2014 16:55	29.16	75.1	**4.89**	6.5	SR5	6/10/2014 22:55	29.04	74.5	**4.81**	5.7
SR5	6/10/2014 5:00	29.12	70.6	**4.58**	4.7	SR5	6/10/2014 11:00	29.05	75.4	**4.89**	2.2	SR5	6/10/2014 17:00	29.14	73.9	**4.80**	5.0	SR5	6/10/2014 23:00	28.99	75.1	**4.87**	4.8
SR5	6/10/2014 5:05	29.12	70.5	**4.57**	5.0	SR5	6/10/2014 11:05	28.98	78.2	**5.09**	1.7	SR5	6/10/2014 17:05	29.15	73.6	**4.78**	4.5	SR5	6/10/2014 23:05	28.97	75.3	**4.88**	4.4
SR5	6/10/2014 5:10	29.11	70.5	**4.57**	4.7	SR5	6/10/2014 11:10	28.96	79.6	**5.19**	1.5	SR5	6/10/2014 17:10	29.14	73.4	**4.77**	5.2	SR5	6/10/2014 23:10	29.02	75.1	**4.86**	5.8
SR5	6/10/2014 5:15	29.10	70.4	**4.56**	5.2	SR5	6/10/2014 11:15	28.98	79.6	**5.19**	2.2	SR5	6/10/2014 17:15	29.14	72.9	**4.74**	5.8	SR5	6/10/2014 23:15	29.02	74.7	**4.83**	6.0
SR5	6/10/2014 5:20	29.11	70.0	**4.53**	4.7	SR5	6/10/2014 11:20	28.98	79.2	**5.16**	2.3	SR5	6/10/2014 17:20	29.12	72.2	**4.69**	6.7	SR5	6/10/2014 23:20	29.03	74.3	**4.80**	4.6
SR5	6/10/2014 5:25	29.09	70.1	**4.54**	5.1	SR5	6/10/2014 11:25	28.99	78.6	**5.12**	2.8	SR5	6/10/2014 17:25	29.12	71.9	**4.67**	6.8	SR5	6/10/2014 23:25	29.01	74.1	**4.80**	4.2
SR5	6/10/2014 5:30	29.10	70.2	**4.54**	5.0	SR5	6/10/2014 11:30	28.98	79.7	**5.19**	2.3	SR5	6/10/2014 17:30	29.13	71.9	**4.67**	5.8	SR5	6/10/2014 23:30	29.04	74.1	**4.79**	4.5
SR5	6/10/2014 5:35	29.10	69.7	**4.51**	5.2	SR5	6/10/2014 11:35	28.99	78.8	**5.13**	2.6	SR5	6/10/2014 17:35	29.13	72.7	**4.71**	6.1	SR5	6/10/2014 23:35	29.03	73.9	**4.78**	4.5
SR5	6/10/2014 5:40	29.10	69.9	**4.52**	5.0	SR5	6/10/2014 11:40	29.00	79.1	**5.15**	2.2	SR5	6/10/2014 17:40	29.12	72.3	**4.69**	5.9	SR5	6/10/2014 23:40	29.04	73.9	**4.78**	4.5
SR5	6/10/2014 5:45	29.09	69.9	**4.52**	5.5	SR5	6/10/2014 11:45	29.00	78.9	**5.14**	2.9	SR5	6/10/2014 17:45	29.12	70.9	**4.60**	6.1	SR5	6/10/2014 23:45	29.07	74.0	**4.79**	5.0
SR5	6/10/2014 5:50	29.09	69.5	**4.50**	4.7	SR5	6/10/2014 11:50	28.99	79.7	**5.20**	2.7	SR5	6/10/2014 17:50	29.12	71.6	**4.64**	5.8	SR5	6/10/2014 23:50	29.07	73.7	**4.77**	4.8
SR5	6/10/2014 5:55	29.09	69.3	**4.49**	4.6	SR5	6/10/2014 11:55	29.00	79.0	**5.15**	3.1	SR5	6/10/2014 17:55	29.13	71.1	**4.61**	5.5	SR5	6/10/2014 23:55	29.06	74.2	**4.80**	5.3

Station	Timestamp	Temp (° C)	DO (%)	DO (mg/L)	Tur (NTU)	Station	Timestamp	Temp (° C)	DO (%)	DO (mg/L)	Tur (NTU)	Station	Timestamp	Temp (° C)	DO (%)	DO (mg/L)	Tur (NTU)	Station	Timestamp	Temp (°C)	DO (%)	DO (mg/L)	Tur (NTU)
SR9	6/10/2014 0:00	29.14	121.7	7.83	2.4	SR9	6/10/2014 6:00	28.72	106.7	6.91	2.1	SR9	6/10/2014 12:00	28.86	128.2	8.26	2.0	SR9	6/10/2014 18:00	28.93	122.7	7.89	**6.3**
SR9	6/10/2014 0:05	29.14	119.3	7.68	2.7	SR9	6/10/2014 6:05	28.70	106.5	6.89	1.7	SR9	6/10/2014 12:05	28.89	129.7	8.35	2.4	SR9	6/10/2014 18:05	28.91	120.4	7.75	**6.2**
SR9	6/10/2014 0:10	29.13	118.2	7.61	2.7	SR9	6/10/2014 6:10	28.71	106.9	6.92	1.8	SR9	6/10/2014 12:10	28.89	130.2	8.39	2.0	SR9	6/10/2014 18:10	28.90	120.8	7.78	**6.5**
SR9	6/10/2014 0:15	29.11	118.1	7.60	2.0	SR9	6/10/2014 6:15	28.69	106.8	6.92	1.8	SR9	6/10/2014 12:15	28.97	134.4	8.64	3.5	SR9	6/10/2014 18:15	28.90	120.2	7.73	**7.8**
SR9	6/10/2014 0:20	29.12	118.1	7.60	2.3	SR9	6/10/2014 6:20	28.68	108.1	7.00	1.9	SR9	6/10/2014 12:20	28.96	134.5	8.65	2.2	SR9	6/10/2014 18:20	28.90	120.6	7.76	**6.9**
SR9	6/10/2014 0:25	29.11	118.0	7.60	2.4	SR9	6/10/2014 6:25	28.68	108.3	7.01	1.8	SR9	6/10/2014 12:25	28.97	135.6	8.72	2.7	SR9	6/10/2014 18:25	28.88	121.6	7.83	**7.2**
SR9	6/10/2014 0:30	29.10	118.1	7.61	2.4	SR9	6/10/2014 6:30	28.66	108.1	7.00	2.0	SR9	6/10/2014 12:30	28.97	135.6	8.72	2.8	SR9	6/10/2014 18:30	28.87	119.8	7.72	**6.4**
SR9	6/10/2014 0:35	29.12	114.7	7.38	2.5	SR9	6/10/2014 6:35	28.66	107.1	6.93	1.8	SR9	6/10/2014 12:35	28.99	137.9	8.87	2.3	SR9	6/10/2014 18:35	28.88	120.9	7.78	**6.7**
SR9	6/10/2014 0:40	29.07	113.5	7.32	2.2	SR9	6/10/2014 6:40	28.64	107.9	6.99	1.5	SR9	6/10/2014 12:40	29.01	138.9	8.93	2.5	SR9	6/10/2014 18:40	28.92	106.3	6.84	**19.3**
SR9	6/10/2014 0:45	29.06	114.0	7.35	2.3	SR9	6/10/2014 6:45	28.65	107.7	6.98	1.5	SR9	6/10/2014 12:45	29.01	139.1	8.96	2.5	SR9	6/10/2014 18:45	28.93	115.7	7.44	**8.9**
SR9	6/10/2014 0:50	29.07	115.0	7.42	2.3	SR9	6/10/2014 6:50	28.66	108.5	7.02	1.4	SR9	6/10/2014 12:50	29.02	139.1	8.94	2.5	SR9	6/10/2014 18:50	28.89	118.6	7.63	**7.3**
SR9	6/10/2014 0:55	29.07	116.6	7.53	2.3	SR9	6/10/2014 6:55	28.64	107.6	6.97	1.5	SR9	6/10/2014 12:55	29.04	140.1	9.00	2.5	SR9	6/10/2014 18:55	28.90	116.5	7.49	**8.4**
SR9	6/10/2014 1:00	29.07	117.6	7.58	2.4	SR9	6/10/2014 7:00	28.65	108.4	7.02	1.8	SR9	6/10/2014 13:00	29.04	140.0	9.00	2.6	SR9	6/10/2014 19:00	28.89	115.6	7.44	**8.5**
SR9	6/10/2014 1:05	29.06	118.9	7.67	2.1	SR9	6/10/2014 7:05	28.65	108.7	7.04	1.5	SR9	6/10/2014 13:05	29.03	139.7	8.98	2.8	SR9	6/10/2014 19:05	28.87	115.7	7.45	**8.5**
SR9	6/10/2014 1:10	29.06	118.9	7.66	2.2	SR9	6/10/2014 7:10	28.64	108.9	7.05	1.5	SR9	6/10/2014 13:10	29.03	139.8	8.99	2.6	SR9	6/10/2014 19:10	28.88	115.9	7.46	**7.8**
SR9	6/10/2014 1:15	29.07	115.8	7.46	2.3	SR9	6/10/2014 7:15	28.64	109.4	7.08	1.6	SR9	6/10/2014 13:15	29.04	140.3	9.02	2.9	SR9	6/10/2014 19:15	28.89	114.8	7.39	**8.0**
SR9	6/10/2014 1:20	29.08	113.3	7.30	2.6	SR9	6/10/2014 7:20	28.65	110.1	7.12	1.8	SR9	6/10/2014 13:20	29.05	140.7	9.04	3.0	SR9	6/10/2014 19:20	28.88	115.6	7.44	**7.1**
SR9	6/10/2014 1:25	29.07	113.5	7.31	2.7	SR9	6/10/2014 7:25	28.63	109.3	7.08	2.0	SR9	6/10/2014 13:25	29.07	143.7	9.23	3.6	SR9	6/10/2014 19:25	28.89	115.7	7.44	**7.1**
SR9	6/10/2014 1:30	29.05	113.0	7.29	2.2	SR9	6/10/2014 7:30	28.64	108.9	7.05	1.8	SR9	6/10/2014 13:30	29.08	144.4	9.27	2.8	SR9	6/10/2014 19:30	28.90	116.7	7.51	**6.7**
SR9	6/10/2014 1:35	29.02	112.1	7.24	2.1	SR9	6/10/2014 7:35	28.64	109.4	7.08	2.0	SR9	6/10/2014 13:35	29.08	144.5	9.28	2.9	SR9	6/10/2014 19:35	28.89	116.9	7.52	**7.4**
SR9	6/10/2014 1:40	29.02	111.3	7.19	2.0	SR9	6/10/2014 7:40	28.64	109.2	7.07	2.2	SR9	6/10/2014 13:40	29.09	144.8	9.30	3.1	SR9	6/10/2014 19:40	28.87	118.0	7.60	**6.3**
SR9	6/10/2014 1:45	29.01	111.5	7.20	2.2	SR9	6/10/2014 7:45	28.64	108.6	7.03	2.0	SR9	6/10/2014 13:45	29.09	145.3	9.33	2.9	SR9	6/10/2014 19:45	28.86	117.2	7.54	**6.6**
SR9	6/10/2014 1:50	28.98	111.4	7.20	2.1	SR9	6/10/2014 7:50	28.63	109.7	7.11	2.2	SR9	6/10/2014 13:50	29.09	145.8	9.36	2.9	SR9	6/10/2014 19:50	28.83	117.4	7.56	**6.5**
SR9	6/10/2014 1:55	28.99	113.2	7.32	2.1	SR9	6/10/2014 7:55	28.62	109.3	7.08	2.2	SR9	6/10/2014 13:55	29.10	145.4	9.33	4.3	SR9	6/10/2014 19:55	28.83	123.8	7.98	4.7
SR9	6/10/2014 2:00	28.98	113.3	7.33	2.1	SR9	6/10/2014 8:00	28.61	109.5	7.09	2.0	SR9	6/10/2014 14:00	29.10	147.0	9.43	3.3	SR9	6/10/2014 20:00	28.85	122.1	7.87	**5.5**
SR9	6/10/2014 2:05	28.98	112.9	7.29	2.2	SR9	6/10/2014 8:05	28.62	109.9	7.12	2.3	SR9	6/10/2014 14:05	29.10	146.9	9.43	3.2	SR9	6/10/2014 20:05	28.83	123.2	7.94	**4.8**
SR9	6/10/2014 2:10	28.97	110.9	7.17	1.9	SR9	6/10/2014 8:10	28.64	109.0	7.06	2.3	SR9	6/10/2014 14:10	29.10	146.5	9.40	3.2	SR9	6/10/2014 20:10	28.79	124.2	8.01	4.6
SR9	6/10/2014 2:15	28.98	111.1	7.17	1.9	SR9	6/10/2014 8:15	28.62	109.6	7.10	2.2	SR9	6/10/2014 14:15	29.10	147.2	9.45	3.1	SR9	6/10/2014 20:15	28.84	122.6	7.90	4.7
SR9	6/10/2014 2:20	28.97	113.5	7.33	1.9	SR9	6/10/2014 8:20	28.62	110.2	7.14	2.1	SR9	6/10/2014 14:20	29.11	147.1	9.44	3.2	SR9	6/10/2014 20:20	28.84	122.8	7.91	**4.9**
SR9	6/10/2014 2:25	28.95	113.6	7.34	1.7	SR9	6/10/2014 8:25	28.62	110.2	7.14	2.5	SR9	6/10/2014 14:25	29.12	147.9	9.49	3.3	SR9	6/10/2014 20:25	28.82	124.7	8.04	4.3
SR9	6/10/2014 2:30	28.94	114.6	7.41	1.7	SR9	6/10/2014 8:30	28.61	110.1	7.13	2.1	SR9	6/10/2014 14:30	29.13	148.0	9.49	3.1	SR9	6/10/2014 20:30	28.83	122.8	7.91	4.7
SR9	6/10/2014 2:35	28.94	115.9	7.49	1.8	SR9	6/10/2014 8:35	28.63	111.0	7.19	2.5	SR9	6/10/2014 14:35	29.15	148.6	9.53	3.0	SR9	6/10/2014 20:35	28.83	123.4	7.95	4.4
SR9	6/10/2014 2:40	28.95	116.1	7.50	1.7	SR9	6/10/2014 8:40	28.63	110.6	7.16	2.4	SR9	6/10/2014 14:40	29.15	148.6	9.53	3.2	SR9	6/10/2014 20:40	28.84	123.3	7.94	**4.8**
SR9	6/10/2014 2:45	28.92	115.5	7.47	1.7	SR9	6/10/2014 8:45	28.63	110.3	7.14	2.3	SR9	6/10/2014 14:45	29.11	148.5	9.53	3.2	SR9	6/10/2014 20:45	28.80	124.0	7.99	4.1
SR9	6/10/2014 2:50	28.95	115.6	7.47	1.9	SR9	6/10/2014 8:50	28.65	110.3	7.14	2.5	SR9	6/10/2014 14:50	29.11	148.3	9.52	3.4	SR9	6/10/2014 20:50	28.79	123.9	7.99	4.3
SR9	6/10/2014 2:55	28.94	116.3	7.52	1.8	SR9	6/10/2014 8:55	28.64	109.8	7.11	2.6	SR9	6/10/2014 14:55	29.10	148.0	9.50	3.3	SR9	6/10/2014 20:55	28.74	123.7	7.99	4.0
SR9	6/10/2014 3:00	28.93	115.6	7.47	2.1	SR9	6/10/2014 9:00	28.65	111.7	7.23	3.2	SR9	6/10/2014 15:00	29.10	149.1	9.57	3.3	SR9	6/10/2014 21:00	28.71	123.7	7.99	3.6
SR9	6/10/2014 3:05	28.91	117.2	7.58	1.5	SR9	6/10/2014 9:05	28.65	112.9	7.31	2.6	SR9	6/10/2014 15:05	29.09	148.0	9.50	3.1	SR9	6/10/2014 21:05	28.68	121.8	7.87	3.9
SR9	6/10/2014 3:10	28.90	117.8	7.61	2.0	SR9	6/10/2014 9:10	28.64	112.7	7.29	2.3	SR9	6/10/2014 15:10	29.10	148.9	9.56	3.4	SR9	6/10/2014 21:10	28.75	121.8	7.86	4.0
SR9	6/10/2014 3:15	28.89	118.7	7.67	1.9	SR9	6/10/2014 9:15	28.66	112.1	7.25	2.6	SR9	6/10/2014 15:15	29.11	148.5	9.53	4.0	SR9	6/10/2014 21:15	28.78	119.7	7.73	4.3
SR9	6/10/2014 3:20	28.92	117.9	7.62	1.9	SR9	6/10/2014 9:20	28.66	114.5	7.41	2.6	SR9	6/10/2014 15:20	29.10	147.5	9.47	3.7	SR9	6/10/2014 21:20	28.78	118.9	7.67	4.4
SR9	6/10/2014 3:25	28.87	118.8	7.68	1.9	SR9	6/10/2014 9:25	28.68	114.3	7.39	2.7	SR9	6/10/2014 15:25	29.11	148.5	9.53	3.4	SR9	6/10/2014 21:25	28.79	117.8	7.60	4.6
SR9	6/10/2014 3:30	28.89	118.4	7.66	1.6	SR9	6/10/2014 9:30	28.69	112.9	7.31	2.9	SR9	6/10/2014 15:30	29.11	145.5	9.33	3.7	SR9	6/10/2014 21:30	28.79	117.2	7.56	4.7
SR9	6/10/2014 3:35	28.87	118.2	7.64	1.5	SR9	6/10/2014 9:35	28.70	114.7	7.42	3.1	SR9	6/10/2014 15:35	29.11	144.1	9.24	4.0	SR9	6/10/2014 21:35	28.76	115.2	7.44	**4.9**
SR9	6/10/2014 3:40	28.86	118.4	7.66	1.7	SR9	6/10/2014 9:40	28.70	114.2	7.39	2.6	SR9	6/10/2014 15:40	29.11	143.1	9.18	3.9	SR9	6/10/2014 21:40	28.77	115.4	7.45	**4.9**
SR9	6/10/2014 3:45	28.85	117.8	7.63	1.6	SR9	6/10/2014 9:45	28.71	112.8	7.29	3.2	SR9	6/10/2014 15:45	29.07	141.0	9.06	3.6	SR9	6/10/2014 21:45	28.77	114.3	7.37	**5.1**
SR9	6/10/2014 3:50	28.85	116.5	7.54	1.6	SR9	6/10/2014 9:50	28.72	111.8	7.22	3.2	SR9	6/10/2014 15:50	29.08	142.1	9.14	3.8	SR9	6/10/2014 21:50	28.76	113.7	7.34	**5.3**
SR9	6/10/2014 3:55	28.85	116.6	7.55	1.6	SR9	6/10/2014 9:55	28.73	116.3	7.51	3.1	SR9	6/10/2014 15:55	29.09	144.0	9.24	3.7	SR9	6/10/2014 21:55	28.77	113.9	7.35	**5.2**
SR9	6/10/2014 4:00	28.83	116.6	7.55	1.6	SR9	6/10/2014 10:00	28.73	117.1	7.56	3.2	SR9	6/10/2014 16:00	29.09	143.3	9.20	3.8	SR9	6/10/2014 22:00	28.77	112.9	7.29	**4.9**
SR9	6/10/2014 4:05	28.83	116.8	7.56	1.6	SR9	6/10/2014 10:05	28.74	116.6	7.53	2.7	SR9	6/10/2014 16:05	29.09	142.8	9.17	3.6	SR9	6/10/2014 22:05	28.75	111.4	7.19	**5.0**
SR9	6/10/2014 4:10	28.80	116.5	7.55	1.3	SR9	6/10/2014 10:10	28.74	116.7	7.54	2.7	SR9	6/10/2014 16:10	29.07	134.6	8.65	4.6	SR9	6/10/2014 22:10	28.76	112.2	7.24	**5.1**
SR9	6/10/2014 4:15	28.80	116.2	7.53	1.2	SR9	6/10/2014 10:15	28.74	117.6	7.59	2.5	SR9	6/10/2014 16:15	29.07	133.9	8.59	4.7	SR9	6/10/2014 22:15	28.77	112.9	7.28	**5.2**
SR9	6/10/2014 4:20	28.81	116.2	7.53	1.5	SR9	6/10/2014 10:20	28.75	118.5	7.65	2.6	SR9	6/10/2014 16:20	29.07	134.7	8.65	**4.8**	SR9	6/10/2014 22:20	28.76	110.5	7.13	**5.4**
SR9	6/10/2014 4:25	28.80	115.6	7.49	1.2	SR9	6/10/2014 10:25	28.77	119.2	7.69	2.9	SR9	6/10/2014 16:25	29.06	135.9	8.73	4.5	SR9	6/10/2014 22:25	28.75	110.1	7.10	**5.6**
SR9	6/10/2014 4:30	28.79	113.3	7.33	1.3	SR9	6/10/2014 10:30	28.77	120.2	7.76	2.6	SR9	6/10/2014 16:30	29.06	135.7	8.72	4.5	SR9	6/10/2014 22:30	28.73	108.2	6.98	**5.8**
SR9	6/10/2014 4:35	28.79	113.6	7.36	1.4	SR9	6/10/2014 10:35	28.77	120.0	7.74	2.5	SR9	6/10/2014 16:35	29.04	135.7	8.71	4.5	SR9	6/10/2014 22:35	28.72	107.4	6.94	**5.3**
SR9	6/10/2014 4:40	28.78	111.6	7.23	1.3	SR9	6/10/2014 10:40	28.79	120.0	7.74	2.8	SR9	6/10/2014 16:40	29.04	135.7	8.72	4.4	SR9	6/10/2014 22:40	28.63	113.2	7.32	3.5
SR9	6/10/2014 4:45	28.77	111.4	7.22	1.6	SR9	6/10/2014 10:45	28.79	120.3	7.76	2.9	SR9	6/10/2014 16:45	29.04	138.6	8.90	4.1	SR9	6/10/2014 22:45	28.66	122.8	7.95	3.4
SR9	6/10/2014 4:50	28.76	111.4	7.22	1.6	SR9	6/10/2014 10:50	28.80	120.1	7.75	2.9	SR9	6/10/2014 16:50	29.04	142.5	9.16	3.8	SR9	6/10/2014 22:50	28.65	128.8	8.34	3.2
SR9	6/10/2014 4:55	28.76	109.0	7.06	1.4	SR9	6/10/2014 10:55	28.81	120.3	7.75	2.6	SR9	6/10/2014 16:55	29.03	141.3	9.08	4.4	SR9	6/10/2014 22:55	28.68	130.5	8.44	3.3
SR9	6/10/2014 5:00	28.76	108.2	7.01	1.9	SR9	6/10/2014 11:00	28.82	122.1	7.87	2.7	SR9	6/10/2014 17:00	29.04	139.3	8.95	3.6	SR9	6/10/2014 23:00	28.71	130.5	8.44	3.4
SR9	6/10/2014 5:05	28.75	107.9	6.99	1.8	SR9	6/10/2014 11:05	28.83	122.2	7.88	2.5	SR9	6/10/2014 17:05	29.04	137.5	8.83	3.8	SR9	6/10/2014 23:05	28.71	130.5	8.44	3.3
SR9	6/10/2014 5:10	28.75	108.2	7.01	1.8	SR9	6/10/2014 11:10	28.86	122.7	7.91	2.7	SR9	6/10/2014 17:10	29.04	137.4	8.82	4.3	SR9	6/10/2014 23:10	28.73	135.3	8.75	3.3
SR9	6/10/2014 5:15	28.75	108.5	7.03	2.0	SR9	6/10/2014 11:15	28.85	123.1	7.93	2.5	SR9	6/10/2014 17:15	29.02	131.0	8.42	4.6	SR9	6/10/2014 23:15	28.74	133.0	8.60	3.3
SR9	6/10/2014 5:20	28.76	108.1	7.00	1.8	SR9	6/10/2014 11:20	28.83	125.3	8.07	2.1	SR9	6/10/2014 17:20	29.02	132.4	8.50	4.6	SR9	6/10/2014 23:20	28.71	133.2	8.62	3.6
SR9	6/10/2014 5:25	28.73	107.2	6.94	2.1	SR9	6/10/2014 11:25	28.84	124.9	8.05	2.1	SR9	6/10/2014 17:25	29.00	131.5	8.45	4.5	SR9	6/10/2014 23:25	28.70	132.0	8.54	3.6
SR9	6/10/2014 5:30	28.74	107.7	6.98	2.0	SR9	6/10/2014 11:30	28.85	125.9	8.11	2.3	SR9	6/10/2014 17:30	29.00	132.0	8.48	4.5	SR9	6/10/2014 23:30	28.71	130.6	8.45	3.7
SR9	6/10/2014 5:35	28.73	106.2	6.88	2.1	SR9	6/10/2014 11:35	28.81	125.2	8.07	2.4	SR9	6/10/2014 17:35	29.00	135.0	8.67	4.3	SR9	6/10/2014 23:35	28.71	128.4	8.30	3.9
SR9	6/10/2014 5:40	28.71	105.8	6.86	1.8	SR9	6/10/2014 11:40	28.83	126.7	8.17	2.3	SR9	6/10/2014 17:40	28.99	133.6	8.58	4.1	SR9	6/10/2014 23:40	28.72	128.0	8.27	3.7
SR9	6/10/2014 5:45	28.74	105.9	6.86	1.9	SR9	6/10/2014 11:45	28.86	128.6	8.29	3.0	SR9	6/10/2014 17:45	28.98	133.5	8.58	3.8	SR9	6/10/2014 23:45	28.69	129.7	8.39	3.0
SR9	6/10/2014 5:50	28.71	106.0	6.85	1.9	SR9	6/10/2014 11:50	28.84	125.9	8.11	2.8	SR9	6/10/2014 17:50	28.98	127.3	8.18	**5.3**	SR9	6/10/2014 23:50	28.70	130.0	8.41	3.4
SR9	6/10/2014 5:55	28.72	106.4	6.88	1.6	SR9	6/10/2014 11:55	28.86	127.3	8.20	2.4	SR9	6/10/2014 17:55	28.94	124.7	8.02	**6.2**	SR9	6/10/2014 23:55	28.69	128.8	8.32	3.3

Station	Timestamp	Temp (° C)	DO (%)	DO (mg/L)	Tur (NTU)	Station	Timestamp	Temp (° C)	DO (%)	DO (mg/L)	Tur (NTU)	Station	Timestamp	Temp (° C)	DO (%)	DO (mg/L)	Tur (NTU)	Station	Timestamp	Temp (°C)	DO (%)	DO (mg/L)	Tur (NTU)
SR10	6/10/2014 0:00	28.89	82.8	5.37	2.0	SR10	6/10/2014 6:00	28.69	75.6	4.92	1.5	SR10	6/10/2014 12:00	28.92	84.7	5.49	1.0	SR10	6/10/2014 18:00	28.99	81.4	5.28	1.2
SR10	6/10/2014 0:05	28.89	81.7	5.29	1.8	SR10	6/10/2014 6:05	28.73	78.2	5.09	1.7	SR10	6/10/2014 12:05	28.95	84.7	5.49	0.9	SR10	6/10/2014 18:05	29.00	89.3	5.79	1.4
SR10	6/10/2014 0:10	28.88	83.1	5.38	1.7	SR10	6/10/2014 6:10	28.68	74.8	4.87	1.8	SR10	6/10/2014 12:10	28.95	85.5	5.54	1.6	SR10	6/10/2014 18:10	28.99	89.5	5.80	0.9
SR10	6/10/2014 0:15	28.88	82.6	5.35	1.7	SR10	6/10/2014 6:15	28.71	74.6	4.85	2.0	SR10	6/10/2014 12:15	28.96	85.4	5.53	1.5	SR10	6/10/2014 18:15	28.97	87.0	5.64	1.1
SR10	6/10/2014 0:20	28.86	83.8	5.44	1.4	SR10	6/10/2014 6:20	28.75	74.0	4.81	2.1	SR10	6/10/2014 12:20	28.99	86.1	5.58	1.3	SR10	6/10/2014 18:20	28.98	87.0	5.64	0.9
SR10	6/10/2014 0:25	28.88	83.5	5.42	1.5	SR10	6/10/2014 6:25	28.75	73.3	4.77	1.9	SR10	6/10/2014 12:25	29.00	86.4	5.59	1.2	SR10	6/10/2014 18:25	28.98	85.4	5.53	1.1
SR10	6/10/2014 0:30	28.88	83.5	5.41	1.4	SR10	6/10/2014 6:30	28.78	74.4	4.84	2.1	SR10	6/10/2014 12:30	29.00	86.3	5.59	1.1	SR10	6/10/2014 18:30	28.99	78.8	5.11	1.3
SR10	6/10/2014 0:35	28.87	83.2	5.40	1.6	SR10	6/10/2014 6:35	28.80	73.9	4.80	2.7	SR10	6/10/2014 12:35	29.02	86.6	5.60	1.0	SR10	6/10/2014 18:35	28.97	87.6	5.68	0.9
SR10	6/10/2014 0:40	28.83	83.6	5.43	1.7	SR10	6/10/2014 6:40	28.77	73.1	4.75	2.1	SR10	6/10/2014 12:40	29.03	86.8	5.62	0.7	SR10	6/10/2014 18:40	28.97	87.1	5.65	0.7
SR10	6/10/2014 0:45	28.80	83.6	5.43	1.3	SR10	6/10/2014 6:45	28.76	73.4	4.78	2.0	SR10	6/10/2014 12:45	29.04	86.7	5.62	2.6	SR10	6/10/2014 18:45	29.00	81.2	5.26	3.2
SR10	6/10/2014 0:50	28.78	83.8	5.44	1.2	SR10	6/10/2014 6:50	28.82	76.0	4.94	2.7	SR10	6/10/2014 12:50	29.04	86.9	5.62	0.7	SR10	6/10/2014 18:50	28.97	80.8	5.24	1.6
SR10	6/10/2014 0:55	28.78	84.1	5.47	1.2	SR10	6/10/2014 6:55	28.81	72.8	4.73	2.6	SR10	6/10/2014 12:55	29.04	87.0	5.63	0.7	SR10	6/10/2014 18:55	28.97	81.8	5.30	1.4
SR10	6/10/2014 1:00	28.75	84.4	5.49	1.3	SR10	6/10/2014 7:00	28.80	72.3	4.70	2.5	SR10	6/10/2014 13:00	29.04	87.2	5.65	2.6	SR10	6/10/2014 19:00	28.97	81.8	5.30	1.0
SR10	6/10/2014 1:05	28.74	84.4	5.49	1.5	SR10	6/10/2014 7:05	28.82	78.2	5.08	4.0	SR10	6/10/2014 13:05	29.06	86.9	5.63	0.9	SR10	6/10/2014 19:05	28.98	83.6	5.42	1.1
SR10	6/10/2014 1:10	28.74	84.8	5.51	1.2	SR10	6/10/2014 7:10	28.82	77.4	5.02	2.6	SR10	6/10/2014 13:10	29.03	86.8	5.62	1.3	SR10	6/10/2014 19:10	28.98	78.0	5.06	1.2
SR10	6/10/2014 1:15	28.71	84.3	5.48	1.4	SR10	6/10/2014 7:15	28.81	79.2	5.14	2.9	SR10	6/10/2014 13:15	29.03	86.8	5.62	2.2	SR10	6/10/2014 19:15	28.99	79.4	5.14	1.5
SR10	6/10/2014 1:20	28.69	84.4	5.50	1.3	SR10	6/10/2014 7:20	28.82	80.2	5.21	2.9	SR10	6/10/2014 13:20	29.08	87.6	5.66	1.2	SR10	6/10/2014 19:20	28.97	82.0	5.32	1.2
SR10	6/10/2014 1:25	28.77	84.7	5.50	1.9	SR10	6/10/2014 7:25	28.81	80.0	5.19	2.0	SR10	6/10/2014 13:25	29.06	86.8	5.62	1.6	SR10	6/10/2014 19:25	28.97	81.4	5.28	0.9
SR10	6/10/2014 1:30	28.87	84.2	5.46	3.6	SR10	6/10/2014 7:30	28.80	79.5	5.16	2.5	SR10	6/10/2014 13:30	29.05	86.8	5.62	1.5	SR10	6/10/2014 19:30	28.97	82.0	5.32	0.8
SR10	6/10/2014 1:35	28.82	82.4	5.35	2.2	SR10	6/10/2014 7:35	28.80	80.3	5.21	1.9	SR10	6/10/2014 13:35	29.06	87.2	5.64	0.8	SR10	6/10/2014 19:35	28.98	83.2	5.39	0.9
SR10	6/10/2014 1:40	28.85	81.8	5.30	3.2	SR10	6/10/2014 7:40	28.79	78.7	5.11	6.9	SR10	6/10/2014 13:40	29.07	87.3	5.65	1.2	SR10	6/10/2014 19:40	28.97	83.5	5.41	0.7
SR10	6/10/2014 1:45	28.88	82.1	5.32	3.8	SR10	6/10/2014 7:45	28.81	80.7	5.24	1.9	SR10	6/10/2014 13:45	29.04	86.2	5.58	1.7	SR10	6/10/2014 19:45	28.98	83.6	5.42	0.8
SR10	6/10/2014 1:50	28.82	82.1	5.33	3.6	SR10	6/10/2014 7:50	28.80	79.4	5.16	1.8	SR10	6/10/2014 13:50	29.07	88.0	5.69	0.9	SR10	6/10/2014 19:50	28.97	83.8	5.44	1.2
SR10	6/10/2014 1:55	28.84	82.3	5.34	4.1	SR10	6/10/2014 7:55	28.81	80.5	5.23	3.5	SR10	6/10/2014 13:55	29.07	88.3	5.71	0.8	SR10	6/10/2014 19:55	28.99	85.1	5.52	3.0
SR10	6/10/2014 2:00	28.82	83.6	5.43	2.1	SR10	6/10/2014 8:00	28.80	80.1	5.20	1.6	SR10	6/10/2014 14:00	29.06	87.8	5.68	1.0	SR10	6/10/2014 20:00	28.98	81.3	5.28	1.2
SR10	6/10/2014 2:05	28.85	82.4	5.35	3.6	SR10	6/10/2014 8:05	28.81	81.0	5.26	1.6	SR10	6/10/2014 14:05	29.05	87.7	5.68	1.5	SR10	6/10/2014 20:05	28.99	82.5	5.35	2.3
SR10	6/10/2014 2:10	28.87	82.1	5.32	3.3	SR10	6/10/2014 8:10	28.81	80.6	5.24	1.5	SR10	6/10/2014 14:10	29.06	88.4	5.72	1.5	SR10	6/10/2014 20:10	28.99	78.5	5.09	1.9
SR10	6/10/2014 2:15	28.87	81.6	5.29	4.0	SR10	6/10/2014 8:15	28.80	77.8	5.05	2.2	SR10	6/10/2014 14:15	29.05	88.3	5.71	2.6	SR10	6/10/2014 20:15	28.99	84.3	5.47	3.4
SR10	6/10/2014 2:20	28.81	82.0	5.32	3.6	SR10	6/10/2014 8:20	28.80	79.7	5.18	1.8	SR10	6/10/2014 14:20	29.05	87.9	5.69	1.2	SR10	6/10/2014 20:20	28.98	81.0	5.25	2.5
SR10	6/10/2014 2:25	28.82	81.3	5.28	3.3	SR10	6/10/2014 8:25	28.80	78.1	5.07	1.6	SR10	6/10/2014 14:25	29.04	87.3	5.65	1.1	SR10	6/10/2014 20:25	28.98	82.6	5.36	2.9
SR10	6/10/2014 2:30	28.83	80.7	5.23	7.5	SR10	6/10/2014 8:30	28.81	78.5	5.10	2.0	SR10	6/10/2014 14:30	29.05	88.0	5.70	1.9	SR10	6/10/2014 20:30	28.97	82.2	5.33	3.0
SR10	6/10/2014 2:35	28.87	80.1	5.19	4.2	SR10	6/10/2014 8:35	28.82	80.9	5.26	1.2	SR10	6/10/2014 14:35	29.06	87.7	5.68	2.9	SR10	6/10/2014 20:35	28.98	81.5	5.29	2.6
SR10	6/10/2014 2:40	28.86	80.0	5.19	3.5	SR10	6/10/2014 8:40	28.82	81.2	5.28	1.1	SR10	6/10/2014 14:40	29.12	88.8	5.74	1.0	SR10	6/10/2014 20:40	28.97	77.1	5.00	2.7
SR10	6/10/2014 2:45	28.81	78.5	5.09	2.8	SR10	6/10/2014 8:45	28.80	80.8	5.25	1.4	SR10	6/10/2014 14:45	29.11	88.1	5.70	1.4	SR10	6/10/2014 20:45	28.97	79.3	5.15	2.8
SR10	6/10/2014 2:50	28.74	75.1	4.88	2.4	SR10	6/10/2014 8:50	28.81	78.6	5.10	1.7	SR10	6/10/2014 14:50	29.10	88.1	5.70	1.4	SR10	6/10/2014 20:50	28.96	78.3	5.08	2.8
SR10	6/10/2014 2:55	28.72	73.2	4.76	2.4	SR10	6/10/2014 8:55	28.81	74.9	4.87	1.4	SR10	6/10/2014 14:55	29.08	87.5	5.66	1.3	SR10	6/10/2014 20:55	28.95	76.4	4.96	2.7
SR10	6/10/2014 3:00	28.71	73.1	4.75	2.5	SR10	6/10/2014 9:00	28.81	73.8	4.79	1.8	SR10	6/10/2014 15:00	29.07	87.4	5.65	1.1	SR10	6/10/2014 21:00	28.95	71.3	4.63	2.3
SR10	6/10/2014 3:05	28.69	75.5	4.92	1.9	SR10	6/10/2014 9:05	28.81	73.7	4.79	1.5	SR10	6/10/2014 15:05	29.07	87.8	5.68	1.3	SR10	6/10/2014 21:05	28.96	72.5	4.70	2.6
SR10	6/10/2014 3:10	28.68	76.1	4.96	2.2	SR10	6/10/2014 9:10	28.83	81.5	5.29	1.5	SR10	6/10/2014 15:10	29.06	88.7	5.74	2.7	SR10	6/10/2014 21:10	28.94	71.2	4.62	2.0
SR10	6/10/2014 3:15	28.68	78.8	5.13	2.0	SR10	6/10/2014 9:15	28.83	82.1	5.33	1.8	SR10	6/10/2014 15:15	29.06	88.6	5.73	1.0	SR10	6/10/2014 21:15	28.95	72.7	4.72	2.5
SR10	6/10/2014 3:20	28.67	74.7	4.87	2.3	SR10	6/10/2014 9:20	28.83	82.3	5.35	0.9	SR10	6/10/2014 15:20	29.07	87.6	5.67	1.1	SR10	6/10/2014 21:20	28.93	85.0	5.52	3.4
SR10	6/10/2014 3:25	28.67	78.0	5.08	1.8	SR10	6/10/2014 9:25	28.83	82.1	5.33	1.0	SR10	6/10/2014 15:25	29.07	86.9	5.62	1.5	SR10	6/10/2014 21:25	28.94	70.9	4.60	1.9
SR10	6/10/2014 3:30	28.68	69.1	4.50	2.6	SR10	6/10/2014 9:30	28.82	82.5	5.36	0.8	SR10	6/10/2014 15:30	29.06	85.2	5.51	1.0	SR10	6/10/2014 21:30	28.94	69.9	4.54	2.5
SR10	6/10/2014 3:35	28.70	80.1	5.22	2.3	SR10	6/10/2014 9:35	28.83	82.6	5.37	0.8	SR10	6/10/2014 15:35	29.07	88.0	5.69	0.6	SR10	6/10/2014 21:35	28.94	84.8	5.50	2.9
SR10	6/10/2014 3:40	28.62	79.9	5.21	2.7	SR10	6/10/2014 9:40	28.82	81.7	5.31	1.1	SR10	6/10/2014 15:40	29.04	87.7	5.68	1.3	SR10	6/10/2014 21:40	28.93	83.4	5.42	3.3
SR10	6/10/2014 3:45	28.63	78.4	5.11	3.1	SR10	6/10/2014 9:45	28.82	81.6	5.30	1.3	SR10	6/10/2014 15:45	29.04	86.6	5.61	2.4	SR10	6/10/2014 21:45	28.93	76.2	4.95	2.5
SR10	6/10/2014 3:50	28.69	76.2	4.96	2.3	SR10	6/10/2014 9:50	28.80	80.7	5.25	1.1	SR10	6/10/2014 15:50	29.04	86.2	5.58	2.7	SR10	6/10/2014 21:50	28.92	78.9	5.13	2.6
SR10	6/10/2014 3:55	28.69	74.4	4.84	2.2	SR10	6/10/2014 9:55	28.80	79.8	5.19	0.7	SR10	6/10/2014 15:55	29.08	87.5	5.66	0.7	SR10	6/10/2014 21:55	28.93	83.8	5.44	3.3
SR10	6/10/2014 4:00	28.70	73.2	4.76	2.5	SR10	6/10/2014 10:00	28.79	79.5	5.17	0.9	SR10	6/10/2014 16:00	29.08	88.7	5.74	0.7	SR10	6/10/2014 22:00	28.92	84.5	5.49	3.2
SR10	6/10/2014 4:05	28.68	78.2	5.09	2.4	SR10	6/10/2014 10:05	28.81	79.8	5.19	1.2	SR10	6/10/2014 16:05	29.09	89.0	5.76	0.7	SR10	6/10/2014 22:05	28.93	85.4	5.54	3.7
SR10	6/10/2014 4:10	28.67	79.9	5.21	2.5	SR10	6/10/2014 10:10	28.81	77.5	5.04	1.2	SR10	6/10/2014 16:10	29.09	88.8	5.75	0.8	SR10	6/10/2014 22:10	28.91	85.3	5.54	2.9
SR10	6/10/2014 4:15	28.66	78.6	5.12	2.3	SR10	6/10/2014 10:15	28.81	75.3	4.90	1.5	SR10	6/10/2014 16:15	29.10	89.8	5.81	0.5	SR10	6/10/2014 22:15	28.93	85.4	5.55	3.3
SR10	6/10/2014 4:20	28.70	74.7	4.86	5.5	SR10	6/10/2014 10:20	28.82	72.1	4.69	2.0	SR10	6/10/2014 16:20	29.10	89.7	5.80	0.6	SR10	6/10/2014 22:20	28.92	85.3	5.54	3.0
SR10	6/10/2014 4:25	28.71	73.7	4.80	2.2	SR10	6/10/2014 10:25	28.83	70.0	4.55	1.8	SR10	6/10/2014 16:25	29.10	87.7	5.68	0.6	SR10	6/10/2014 22:25	28.91	85.6	5.56	2.6
SR10	6/10/2014 4:30	28.70	77.3	5.03	1.9	SR10	6/10/2014 10:30	28.85	77.5	5.03	2.6	SR10	6/10/2014 16:30	29.09	90.4	5.85	1.0	SR10	6/10/2014 22:30	28.91	83.5	5.43	2.8
SR10	6/10/2014 4:35	28.73	78.6	5.11	2.7	SR10	6/10/2014 10:35	28.86	80.1	5.20	3.2	SR10	6/10/2014 16:35	29.09	90.6	5.87	0.6	SR10	6/10/2014 22:35	28.90	80.2	5.21	2.4
SR10	6/10/2014 4:40	28.74	78.6	5.11	2.9	SR10	6/10/2014 10:40	28.86	78.6	5.10	1.9	SR10	6/10/2014 16:40	29.09	90.6	5.87	0.6	SR10	6/10/2014 22:40	28.91	78.2	5.08	2.4
SR10	6/10/2014 4:45	28.73	78.2	5.09	2.7	SR10	6/10/2014 10:45	28.85	81.4	5.29	1.5	SR10	6/10/2014 16:45	29.09	90.8	5.88	0.7	SR10	6/10/2014 22:45	28.92	79.4	5.16	4.1
SR10	6/10/2014 4:50	28.73	80.0	5.20	2.3	SR10	6/10/2014 10:50	28.85	82.2	5.33	1.4	SR10	6/10/2014 16:50	29.07	89.8	5.81	0.8	SR10	6/10/2014 22:50	28.93	82.2	5.34	3.7
SR10	6/10/2014 4:55	28.74	80.6	5.24	3.3	SR10	6/10/2014 10:55	28.84	77.2	5.01	1.4	SR10	6/10/2014 16:55	29.06	87.0	5.63	0.6	SR10	6/10/2014 22:55	28.92	80.7	5.24	3.2
SR10	6/10/2014 5:00	28.72	76.2	4.96	2.4	SR10	6/10/2014 11:00	28.85	75.8	4.92	1.3	SR10	6/10/2014 17:00	29.06	90.3	5.84	0.8	SR10	6/10/2014 23:00	28.92	76.0	4.94	2.7
SR10	6/10/2014 5:05	28.74	76.1	4.95	2.7	SR10	6/10/2014 11:05	28.85	79.7	5.18	1.1	SR10	6/10/2014 17:05	29.05	89.6	5.80	0.8	SR10	6/10/2014 23:05	28.92	83.4	5.42	3.8
SR10	6/10/2014 5:10	28.74	75.5	4.91	2.5	SR10	6/10/2014 11:10	28.83	77.0	5.01	1.3	SR10	6/10/2014 17:10	29.05	88.9	5.76	0.8	SR10	6/10/2014 23:10	28.91	82.5	5.36	2.9
SR10	6/10/2014 5:15	28.74	74.7	4.86	2.0	SR10	6/10/2014 11:15	28.85	77.5	5.03	1.4	SR10	6/10/2014 17:15	29.05	79.8	5.17	1.1	SR10	6/10/2014 23:15	28.91	81.6	5.30	3.3
SR10	6/10/2014 5:20	28.72	73.2	4.76	2.3	SR10	6/10/2014 11:20	28.86	77.4	5.03	1.0	SR10	6/10/2014 17:20	29.04	84.7	5.49	1.4	SR10	6/10/2014 23:20	28.91	82.9	5.39	3.3
SR10	6/10/2014 5:25	28.75	72.9	4.74	3.8	SR10	6/10/2014 11:25	28.85	75.4	4.90	1.2	SR10	6/10/2014 17:25	29.04	87.6	5.68	6.3	SR10	6/10/2014 23:25	28.91	78.2	5.08	3.2
SR10	6/10/2014 5:30	28.73	73.7	4.79	3.7	SR10	6/10/2014 11:30	28.87	80.2	5.20	0.8	SR10	6/10/2014 17:30	29.02	90.1	5.84	0.9	SR10	6/10/2014 23:30	28.91	79.0	5.13	3.8
SR10	6/10/2014 5:35	28.77	72.5	4.71	3.4	SR10	6/10/2014 11:35	28.89	83.2	5.40	0.7	SR10	6/10/2014 17:35	29.03	88.3	5.72	0.8	SR10	6/10/2014 23:35	28.89	83.6	5.43	3.1
SR10	6/10/2014 5:40	28.80	76.3	4.96	4.6	SR10	6/10/2014 11:40	28.90	82.7	5.37	1.9	SR10	6/10/2014 17:40	29.01	84.1	5.45	1.5	SR10	6/10/2014 23:40	28.91	75.5	4.91	2.6
SR10	6/10/2014 5:45	28.73	77.9	5.07	3.5	SR10	6/10/2014 11:45	28.90	83.8	5.44	1.0	SR10	6/10/2014 17:45	29.01	83.6	5.42	0.6	SR10	6/10/2014 23:45	28.90	83.9	5.45	3.6
SR10	6/10/2014 5:50	28.73	76.5	4.97	1.7	SR10	6/10/2014 11:50	28.90	83.8	5.44	1.5	SR10	6/10/2014 17:50	29.02	85.1	5.52	2.8	SR10	6/10/2014 23:50	28.90	84.3	5.47	3.9
SR10	6/10/2014 5:55	28.71	73.6	4.79	1.7	SR10	6/10/2014 11:55	28.93	84.9	5.50	0.8	SR10	6/10/2014 17:55	28.98	87.8	5.69	1.0	SR10	6/10/2014 23:55	28.91	81.3	5.28	3.2

Station	Timestamp	Temp (° C)	DO (%)	DO (mg/L)	Tur (NTU)	Station	Timestamp	Temp (° C)	DO (%)	DO (mg/L)	Tur (NTU)	Station	Timestamp	Temp (° C)	DO (%)	DO (mg/L)	Tur (NTU)	Station	Timestamp	Temp (°C)	DO (%)	DO (mg/L)	Tur (NTU)
SR11	6/10/2014 0:00	29.02	72.7	**4.75**	0.2	SR11	6/10/2014 6:00	28.54	83.2	**5.50**	0.7	SR11	6/10/2014 12:00	28.78	73.3	**4.82**	0.1	SR11	6/10/2014 18:00	28.98	82.3	**5.41**	0.1
SR11	6/10/2014 0:05	29.00	71.3	**4.66**	0.1	SR11	6/10/2014 6:05	28.56	82.7	**5.47**	0.9	SR11	6/10/2014 12:05	28.84	73.2	**4.81**	0.4	SR11	6/10/2014 18:05	29.00	75.7	**4.97**	0.7
SR11	6/10/2014 0:10	28.98	71.0	**4.64**	0.2	SR11	6/10/2014 6:10	28.56	82.9	**5.49**	0.8	SR11	6/10/2014 12:10	28.81	73.7	**4.85**	0.4	SR11	6/10/2014 18:10	28.99	74.6	**4.90**	0.7
SR11	6/10/2014 0:15	28.99	72.1	**4.70**	0.1	SR11	6/10/2014 6:15	28.56	82.7	**5.47**	0.7	SR11	6/10/2014 12:15	28.82	73.9	**4.86**	0.5	SR11	6/10/2014 18:15	28.99	74.7	**4.90**	0.4
SR11	6/10/2014 0:20	28.95	74.7	**4.89**	0.7	SR11	6/10/2014 6:20	28.56	83.0	**5.48**	0.8	SR11	6/10/2014 12:20	28.80	74.2	**4.88**	0.1	SR11	6/10/2014 18:20	28.99	74.6	**4.90**	0.4
SR11	6/10/2014 0:25	28.97	72.6	**4.74**	0.7	SR11	6/10/2014 6:25	28.59	82.3	**5.44**	0.8	SR11	6/10/2014 12:25	28.81	74.9	**4.93**	0.1	SR11	6/10/2014 18:25	28.98	76.2	**5.00**	0.3
SR11	6/10/2014 0:30	29.00	71.0	**4.63**	0.9	SR11	6/10/2014 6:30	28.60	82.0	**5.41**	1.1	SR11	6/10/2014 12:30	28.79	74.8	**4.92**	0.4	SR11	6/10/2014 18:30	28.98	77.6	**5.09**	0.7
SR11	6/10/2014 0:35	28.99	75.0	**4.90**	0.1	SR11	6/10/2014 6:35	28.57	82.4	**5.46**	0.9	SR11	6/10/2014 12:35	28.79	75.2	**4.95**	0.4	SR11	6/10/2014 18:35	28.97	75.9	**4.98**	0.2
SR11	6/10/2014 0:40	28.96	73.6	**4.80**	0.1	SR11	6/10/2014 6:40	28.56	82.3	**5.44**	1.0	SR11	6/10/2014 12:40	28.83	74.1	**4.88**	0.2	SR11	6/10/2014 18:40	28.98	76.5	**5.02**	0.2
SR11	6/10/2014 0:45	28.89	77.0	**5.03**	0.1	SR11	6/10/2014 6:45	28.56	82.7	**5.47**	1.0	SR11	6/10/2014 12:45	28.83	73.6	**4.84**	0.2	SR11	6/10/2014 18:45	28.98	76.3	**5.01**	0.3
SR11	6/10/2014 0:50	28.91	75.6	**4.95**	0.3	SR11	6/10/2014 6:50	28.57	82.5	**5.46**	1.1	SR11	6/10/2014 12:50	28.81	73.6	**4.85**	0.1	SR11	6/10/2014 18:50	28.98	76.8	**5.04**	0.4
SR11	6/10/2014 0:55	28.89	74.1	**4.85**	0.1	SR11	6/10/2014 6:55	28.55	82.8	**5.47**	0.9	SR11	6/10/2014 12:55	28.80	75.8	**4.99**	0.4	SR11	6/10/2014 18:55	28.97	78.0	**5.12**	0.4
SR11	6/10/2014 1:00	28.94	71.5	**4.67**	0.4	SR11	6/10/2014 7:00	28.55	83.0	**5.49**	0.9	SR11	6/10/2014 13:00	28.82	74.2	**4.88**	0.1	SR11	6/10/2014 19:00	28.98	76.8	**5.03**	0.3
SR11	6/10/2014 1:05	28.93	73.7	**4.81**	0.5	SR11	6/10/2014 7:05	28.58	82.4	**5.44**	1.0	SR11	6/10/2014 13:05	28.80	74.6	**4.91**	0.4	SR11	6/10/2014 19:05	28.98	75.7	**4.97**	0.3
SR11	6/10/2014 1:10	28.97	75.3	**4.92**	0.2	SR11	6/10/2014 7:10	28.57	82.3	**5.44**	1.0	SR11	6/10/2014 13:10	28.82	75.6	**4.97**	0.2	SR11	6/10/2014 19:10	28.98	76.5	**5.02**	0.6
SR11	6/10/2014 1:15	28.97	75.1	**4.90**	0.3	SR11	6/10/2014 7:15	28.58	82.0	**5.43**	0.9	SR11	6/10/2014 13:15	28.81	74.4	**4.90**	0.4	SR11	6/10/2014 19:15	28.96	76.4	**5.01**	0.4
SR11	6/10/2014 1:20	28.98	75.7	**4.94**	0.4	SR11	6/10/2014 7:20	28.59	81.7	**5.40**	1.2	SR11	6/10/2014 13:20	28.84	74.1	**4.87**	0.2	SR11	6/10/2014 19:20	28.94	76.4	**4.99**	0.2
SR11	6/10/2014 1:25	28.99	74.4	**4.86**	0.5	SR11	6/10/2014 7:25	28.57	82.1	**5.43**	0.8	SR11	6/10/2014 13:25	28.83	74.5	**4.91**	0.2	SR11	6/10/2014 19:25	28.96	76.4	**4.99**	0.5
SR11	6/10/2014 1:30	28.99	73.9	**4.82**	0.4	SR11	6/10/2014 7:30	28.57	81.8	**5.41**	1.6	SR11	6/10/2014 13:30	28.81	75.5	**4.99**	0.1	SR11	6/10/2014 19:30	28.95	75.4	**4.93**	0.4
SR11	6/10/2014 1:35	28.97	77.7	**5.08**	0.3	SR11	6/10/2014 7:35	28.60	82.0	**5.41**	1.0	SR11	6/10/2014 13:35	28.79	76.4	**5.04**	0.1	SR11	6/10/2014 19:35	28.92	72.0	**4.72**	0.3
SR11	6/10/2014 1:40	29.00	72.4	**4.72**	0.9	SR11	6/10/2014 7:40	28.58	81.9	**5.41**	1.0	SR11	6/10/2014 13:40	28.80	77.4	**5.10**	0.1	SR11	6/10/2014 19:40	28.92	73.6	**4.82**	0.3
SR11	6/10/2014 1:45	29.01	72.2	**4.71**	0.8	SR11	6/10/2014 7:45	28.57	82.4	**5.45**	0.8	SR11	6/10/2014 13:45	28.77	77.9	**5.14**	0.1	SR11	6/10/2014 19:45	28.91	73.9	**4.84**	0.4
SR11	6/10/2014 1:50	28.98	75.9	**4.96**	0.2	SR11	6/10/2014 7:50	28.58	80.9	**5.35**	1.0	SR11	6/10/2014 13:50	28.80	79.1	**5.21**	0.2	SR11	6/10/2014 19:50	28.90	73.3	**4.80**	0.3
SR11	6/10/2014 1:55	28.88	75.2	**4.93**	0.5	SR11	6/10/2014 7:55	28.56	82.8	**5.47**	0.8	SR11	6/10/2014 13:55	28.81	79.4	**5.23**	0.4	SR11	6/10/2014 19:55	28.95	71.9	**4.71**	0.4
SR11	6/10/2014 2:00	29.04	74.9	**4.89**	0.8	SR11	6/10/2014 8:00	28.59	82.2	**5.44**	0.8	SR11	6/10/2014 14:00	28.83	79.5	**5.23**	0.3	SR11	6/10/2014 20:00	28.92	69.3	**4.54**	0.3
SR11	6/10/2014 2:05	29.05	73.4	**4.79**	1.4	SR11	6/10/2014 8:05	28.57	83.1	**5.49**	1.5	SR11	6/10/2014 14:05	28.83	79.2	**5.23**	0.4	SR11	6/10/2014 20:05	28.91	70.6	**4.62**	0.2
SR11	6/10/2014 2:10	29.06	74.8	**4.88**	1.2	SR11	6/10/2014 8:10	28.60	82.9	**5.47**	0.5	SR11	6/10/2014 14:10	28.90	81.8	**5.38**	0.2	SR11	6/10/2014 20:10	28.90	71.7	**4.69**	0.3
SR11	6/10/2014 2:15	29.02	72.5	**4.74**	1.3	SR11	6/10/2014 8:15	28.62	82.3	**5.43**	1.8	SR11	6/10/2014 14:15	28.92	84.8	**5.57**	0.3	SR11	6/10/2014 20:15	28.88	72.5	**4.75**	0.1
SR11	6/10/2014 2:20	29.04	72.9	**4.75**	1.8	SR11	6/10/2014 8:20	28.59	83.0	**5.48**	0.6	SR11	6/10/2014 14:20	29.03	87.2	**5.72**	4.4	SR11	6/10/2014 20:20	28.89	71.2	**4.66**	0.3
SR11	6/10/2014 2:25	28.99	70.3	**4.59**	1.3	SR11	6/10/2014 8:25	28.60	81.1	**5.36**	0.6	SR11	6/10/2014 14:25	29.00	85.1	**5.59**	0.3	SR11	6/10/2014 20:25	28.92	71.8	**4.70**	0.3
SR11	6/10/2014 2:30	28.92	73.1	**4.79**	0.6	SR11	6/10/2014 8:30	28.62	82.0	**5.42**	0.6	SR11	6/10/2014 14:30	28.93	82.6	**5.42**	0.1	SR11	6/10/2014 20:30	28.89	74.2	**4.86**	0.2
SR11	6/10/2014 2:35	28.86	70.6	**4.64**	0.8	SR11	6/10/2014 8:35	28.60	77.0	**5.08**	0.8	SR11	6/10/2014 14:35	28.99	85.0	**5.58**	0.3	SR11	6/10/2014 20:35	28.87	73.4	**4.81**	0.1
SR11	6/10/2014 2:40	28.83	72.8	**4.78**	0.7	SR11	6/10/2014 8:40	28.67	79.1	**5.22**	1.0	SR11	6/10/2014 14:40	28.99	84.6	**5.56**	0.3	SR11	6/10/2014 20:40	28.87	73.2	**4.80**	0.6
SR11	6/10/2014 2:45	28.83	70.3	**4.63**	0.8	SR11	6/10/2014 8:45	28.67	79.2	**5.23**	1.5	SR11	6/10/2014 14:45	28.96	83.0	**5.46**	0.2	SR11	6/10/2014 20:45	28.88	71.5	**4.68**	0.2
SR11	6/10/2014 2:50	28.83	69.2	**4.55**	0.7	SR11	6/10/2014 8:50	28.66	77.1	**5.09**	0.5	SR11	6/10/2014 14:50	28.96	83.0	**5.44**	0.2	SR11	6/10/2014 20:50	28.89	70.6	**4.62**	0.3
SR11	6/10/2014 2:55	28.83	68.0	**4.47**	0.5	SR11	6/10/2014 8:55	28.69	77.0	**5.07**	1.1	SR11	6/10/2014 14:55	28.94	81.9	**5.38**	0.4	SR11	6/10/2014 20:55	28.84	74.7	**4.90**	0.1
SR11	6/10/2014 3:00	28.73	76.1	**5.02**	0.1	SR11	6/10/2014 9:00	28.67	80.8	**5.34**	0.8	SR11	6/10/2014 15:00	28.94	81.1	**5.33**	0.4	SR11	6/10/2014 21:00	28.88	71.0	**4.65**	0.3
SR11	6/10/2014 3:05	28.75	77.7	**5.12**	0.2	SR11	6/10/2014 9:05	28.66	82.6	**5.45**	0.4	SR11	6/10/2014 15:05	28.96	80.8	**5.31**	0.1	SR11	6/10/2014 21:05	28.83	73.8	**4.83**	0.2
SR11	6/10/2014 3:10	28.75	80.3	**5.30**	0.4	SR11	6/10/2014 9:10	28.68	82.2	**5.43**	0.5	SR11	6/10/2014 15:10	28.95	79.4	**5.22**	0.1	SR11	6/10/2014 21:10	28.85	73.0	**4.78**	0.4
SR11	6/10/2014 3:15	28.71	80.6	**5.33**	0.1	SR11	6/10/2014 9:15	28.67	81.6	**5.39**	0.5	SR11	6/10/2014 15:15	28.97	79.6	**5.22**	0.2	SR11	6/10/2014 21:15	28.87	74.0	**4.86**	0.4
SR11	6/10/2014 3:20	28.73	81.9	**5.41**	0.4	SR11	6/10/2014 9:20	28.74	78.5	**5.17**	1.0	SR11	6/10/2014 15:20	28.98	80.8	**5.30**	0.2	SR11	6/10/2014 21:20	28.86	73.8	**4.85**	0.4
SR11	6/10/2014 3:25	28.69	81.7	**5.40**	0.5	SR11	6/10/2014 9:25	28.77	76.5	**5.04**	0.6	SR11	6/10/2014 15:25	29.00	85.0	**5.57**	0.4	SR11	6/10/2014 21:25	28.81	73.7	**4.84**	0.3
SR11	6/10/2014 3:30	28.69	80.4	**5.30**	0.4	SR11	6/10/2014 9:30	28.84	66.1	**4.35**	0.6	SR11	6/10/2014 15:30	28.95	79.6	**5.23**	0.2	SR11	6/10/2014 21:30	28.81	73.1	**4.81**	0.2
SR11	6/10/2014 3:35	28.66	82.9	**5.48**	0.4	SR11	6/10/2014 9:35	28.81	72.7	**4.78**	0.5	SR11	6/10/2014 15:35	28.96	77.8	**5.11**	0.4	SR11	6/10/2014 21:35	28.77	75.2	**4.95**	0.4
SR11	6/10/2014 3:40	28.66	82.8	**5.48**	0.4	SR11	6/10/2014 9:40	28.86	67.1	**4.41**	0.6	SR11	6/10/2014 15:40	28.93	78.8	**5.18**	0.2	SR11	6/10/2014 21:40	28.85	72.6	**4.77**	0.3
SR11	6/10/2014 3:45	28.67	80.5	**5.31**	0.9	SR11	6/10/2014 9:45	28.86	67.8	**4.46**	0.5	SR11	6/10/2014 15:45	28.97	81.1	**5.33**	0.3	SR11	6/10/2014 21:45	28.91	72.5	**4.75**	0.7
SR11	6/10/2014 3:50	28.66	83.4	**5.52**	0.4	SR11	6/10/2014 9:50	28.86	67.4	**4.43**	0.5	SR11	6/10/2014 15:50	28.93	80.7	**5.30**	0.3	SR11	6/10/2014 21:50	28.90	72.3	**4.73**	0.6
SR11	6/10/2014 3:55	28.68	82.5	**5.45**	0.5	SR11	6/10/2014 9:55	28.87	63.1	**4.15**	0.6	SR11	6/10/2014 15:55	29.03	83.7	**5.49**	0.6	SR11	6/10/2014 21:55	28.96	76.1	**5.00**	0.5
SR11	6/10/2014 4:00	28.67	83.1	**5.49**	0.4	SR11	6/10/2014 10:00	28.84	67.2	**4.41**	0.4	SR11	6/10/2014 16:00	29.00	82.7	**5.43**	0.3	SR11	6/10/2014 22:00	28.88	73.6	**4.82**	0.7
SR11	6/10/2014 4:05	28.66	83.2	**5.50**	0.5	SR11	6/10/2014 10:05	28.89	61.9	**4.07**	0.8	SR11	6/10/2014 16:05	29.02	84.4	**5.54**	0.3	SR11	6/10/2014 22:05	28.93	74.3	**4.86**	1.2
SR11	6/10/2014 4:10	28.65	83.4	**5.51**	0.4	SR11	6/10/2014 10:10	28.87	63.2	**4.15**	0.4	SR11	6/10/2014 16:10	28.99	82.4	**5.41**	0.2	SR11	6/10/2014 22:10	28.87	73.1	**4.79**	0.8
SR11	6/10/2014 4:15	28.65	83.4	**5.51**	0.4	SR11	6/10/2014 10:15	28.88	64.1	**4.21**	0.6	SR11	6/10/2014 16:15	28.99	81.7	**5.37**	0.1	SR11	6/10/2014 22:15	28.82	70.6	**4.64**	0.7
SR11	6/10/2014 4:20	28.63	83.9	**5.55**	0.3	SR11	6/10/2014 10:20	28.91	64.5	**4.24**	0.6	SR11	6/10/2014 16:20	28.99	82.0	**5.38**	0.1	SR11	6/10/2014 22:20	28.85	71.0	**4.66**	0.7
SR11	6/10/2014 4:25	28.65	82.8	**5.47**	0.5	SR11	6/10/2014 10:25	28.87	65.6	**4.32**	0.3	SR11	6/10/2014 16:25	29.01	83.0	**5.45**	0.3	SR11	6/10/2014 22:25	28.75	75.5	**4.96**	0.4
SR11	6/10/2014 4:30	28.64	83.6	**5.53**	0.4	SR11	6/10/2014 10:30	28.87	66.5	**4.38**	0.4	SR11	6/10/2014 16:30	28.97	81.0	**5.31**	0.2	SR11	6/10/2014 22:30	28.78	74.4	**4.89**	0.2
SR11	6/10/2014 4:35	28.63	83.3	**5.51**	0.5	SR11	6/10/2014 10:35	28.86	72.5	**4.78**	0.6	SR11	6/10/2014 16:35	28.98	75.6	**4.96**	0.8	SR11	6/10/2014 22:35	28.74	76.0	**5.01**	0.5
SR11	6/10/2014 4:40	28.61	83.6	**5.53**	0.5	SR11	6/10/2014 10:40	28.86	73.1	**4.81**	0.4	SR11	6/10/2014 16:40	28.97	79.1	**5.19**	0.2	SR11	6/10/2014 22:40	28.76	75.0	**4.94**	0.1
SR11	6/10/2014 4:45	28.62	83.5	**5.52**	0.4	SR11	6/10/2014 10:45	28.86	73.7	**4.84**	0.4	SR11	6/10/2014 16:45	28.98	74.2	**4.87**	0.5	SR11	6/10/2014 22:45	28.73	74.4	**4.89**	0.2
SR11	6/10/2014 4:50	28.59	83.7	**5.54**	0.4	SR11	6/10/2014 10:50	28.80	73.4	**4.84**	0.3	SR11	6/10/2014 16:50	28.97	79.5	**5.22**	0.6	SR11	6/10/2014 22:50	28.75	73.2	**4.82**	0.5
SR11	6/10/2014 4:55	28.62	83.3	**5.50**	0.5	SR11	6/10/2014 10:55	28.80	71.3	**4.69**	0.4	SR11	6/10/2014 16:55	28.96	76.7	**5.04**	0.5	SR11	6/10/2014 22:55	28.74	72.6	**4.78**	0.3
SR11	6/10/2014 5:00	28.59	83.6	**5.53**	0.4	SR11	6/10/2014 11:00	28.78	73.7	**4.85**	0.1	SR11	6/10/2014 17:00	28.99	73.3	**4.81**	0.7	SR11	6/10/2014 23:00	28.75	72.4	**4.75**	0.3
SR11	6/10/2014 5:05	28.60	83.4	**5.51**	0.5	SR11	6/10/2014 11:05	28.77	73.0	**4.80**	0.2	SR11	6/10/2014 17:05	29.01	75.4	**4.94**	0.8	SR11	6/10/2014 23:05	28.79	70.7	**4.64**	0.6
SR11	6/10/2014 5:10	28.59	83.5	**5.52**	0.5	SR11	6/10/2014 11:10	28.77	72.9	**4.81**	0.2	SR11	6/10/2014 17:10	28.99	72.6	**4.76**	0.5	SR11	6/10/2014 23:10	28.82	67.9	**4.45**	0.9
SR11	6/10/2014 5:15	28.58	83.1	**5.50**	0.5	SR11	6/10/2014 11:15	28.80	73.5	**4.84**	0.3	SR11	6/10/2014 17:15	28.97	74.0	**4.86**	0.7	SR11	6/10/2014 23:15	28.85	69.1	**4.52**	0.7
SR11	6/10/2014 5:20	28.60	83.1	**5.50**	0.5	SR11	6/10/2014 11:20	28.84	71.3	**4.69**	0.5	SR11	6/10/2014 17:20	28.96	72.7	**4.77**	0.8	SR11	6/10/2014 23:20	28.85	68.3	**4.47**	1.1
SR11	6/10/2014 5:25	28.60	82.6	**5.46**	0.4	SR11	6/10/2014 11:25	28.79	74.7	**4.91**	0.6	SR11	6/10/2014 17:25	28.97	76.7	**5.03**	0.6	SR11	6/10/2014 23:25	28.80	69.6	**4.56**	0.3
SR11	6/10/2014 5:30	28.59	83.3	**5.51**	0.4	SR11	6/10/2014 11:30	28.83	73.6	**4.84**	0.3	SR11	6/10/2014 17:30	28.97	76.3	**5.01**	0.6	SR11	6/10/2014 23:30	28.82	69.6	**4.56**	0.3
SR11	6/10/2014 5:35	28.57	83.2	**5.50**	0.5	SR11	6/10/2014 11:35	28.76	75.9	**5.01**	0.4	SR11	6/10/2014 17:35	28.97	75.7	**4.97**	0.5	SR11	6/10/2014 23:35	28.76	71.2	**4.68**	0.3
SR11	6/10/2014 5:40	28.57	83.0	**5.49**	0.6	SR11	6/10/2014 11:40	28.78	75.0	**4.95**	0.1	SR11	6/10/2014 17:40	28.95	77.4	**5.08**	0.4	SR11	6/10/2014 23:40	28.83	68.6	**4.49**	0.7
SR11	6/10/2014 5:45	28.59	82.0	**5.42**	0.6	SR11	6/10/2014 11:45	28.80	73.8	**4.86**	0.1	SR11	6/10/2014 17:45	29.00	77.0	**5.05**	0.6	SR11	6/10/2014 23:45	28.72	72.4	**4.75**	0.2
SR11	6/10/2014 5:50	28.56	82.0	**5.42**	0.6	SR11	6/10/2014 11:50	28.78	74.8	**4.93**	0.3	SR11	6/10/2014 17:50	28.98	73.7	**4.85**	0.4	SR11	6/10/2014 23:50	28.82	69.9	**4.59**	0.7
SR11	6/10/2014 5:55	28.54	83.1	**5.50**	0.6	SR11	6/10/2014 11:55	28.79	74.2	**4.88**	0.4	SR11	6/10/2014 17:55	28.98	73.7	**4.85**	0.6	SR11	6/10/2014 23:55	28.79	69.5	**4.57**	0.5

Station	Timestamp	Temp (° C)	DO (%)	DO (mg/L)	Tur (NTU)	Station	Timestamp	Temp (° C)	DO (%)	DO (mg/L)	Tur (NTU)	Station	Timestamp	Temp (° C)	DO (%)	DO (mg/L)	Tur (NTU)	Station	Timestamp	Temp (°C)	DO (%)	DO (mg/L)	Tur (NTU)
SR12	6/10/2014 0:01	29.14	68.3	4.43	4.6	SR12	6/10/2014 6:01	29.09	60.2	3.90	7.5	SR12	6/10/2014 12:01	29.13	65.4	4.23	8.2	SR12	6/10/2014 18:01	29.07	61.2	3.96	5.3
SR12	6/10/2014 0:06	29.13	68.6	4.45	4.9	SR12	6/10/2014 6:06	29.10	58.8	3.80	7.1	SR12	6/10/2014 12:06	29.13	64.7	4.19	8.3	SR12	6/10/2014 18:06	29.07	60.3	3.90	4.9
SR12	6/10/2014 0:11	29.13	68.7	4.46	4.8	SR12	6/10/2014 6:11	29.10	57.9	3.75	7.4	SR12	6/10/2014 12:11	29.14	65.3	4.22	8.5	SR12	6/10/2014 18:11	29.08	59.6	3.85	5.0
SR12	6/10/2014 0:16	29.13	67.4	4.37	5.3	SR12	6/10/2014 6:16	29.07	58.8	3.81	6.3	SR12	6/10/2014 12:16	29.14	65.0	4.20	8.8	SR12	6/10/2014 18:16	29.07	60.4	3.91	5.0
SR12	6/10/2014 0:21	29.13	67.4	4.37	5.0	SR12	6/10/2014 6:21	29.09	59.9	3.87	6.4	SR12	6/10/2014 12:21	29.14	65.4	4.23	8.7	SR12	6/10/2014 18:21	29.07	59.2	3.83	5.1
SR12	6/10/2014 0:26	29.12	67.6	4.39	5.0	SR12	6/10/2014 6:26	29.09	59.0	3.82	5.8	SR12	6/10/2014 12:26	29.14	66.7	4.31	**10.3**	SR12	6/10/2014 18:26	29.06	59.9	3.88	5.1
SR12	6/10/2014 0:31	29.12	68.1	4.42	4.8	SR12	6/10/2014 6:31	29.07	58.9	3.81	5.7	SR12	6/10/2014 12:31	29.14	66.8	4.32	**10.9**	SR12	6/10/2014 18:31	29.05	60.9	3.94	4.9
SR12	6/10/2014 0:36	29.11	67.9	4.40	6.2	SR12	6/10/2014 6:36	29.08	58.1	3.76	7.4	SR12	6/10/2014 12:36	29.15	66.8	4.32	**11.0**	SR12	6/10/2014 18:36	29.05	61.3	3.97	4.7
SR12	6/10/2014 0:41	29.11	67.9	4.41	4.8	SR12	6/10/2014 6:41	29.08	57.4	3.71	6.2	SR12	6/10/2014 12:41	29.15	66.5	4.30	**10.9**	SR12	6/10/2014 18:41	29.06	59.9	3.88	4.8
SR12	6/10/2014 0:46	29.11	67.2	4.36	4.4	SR12	6/10/2014 6:46	29.08	58.8	3.80	6.8	SR12	6/10/2014 12:46	29.16	66.1	4.28	9.9	SR12	6/10/2014 18:46	29.07	60.0	3.88	4.6
SR12	6/10/2014 0:51	29.12	67.6	4.38	4.8	SR12	6/10/2014 6:51	29.09	59.0	3.82	6.2	SR12	6/10/2014 12:51	29.16	66.1	4.28	9.5	SR12	6/10/2014 18:51	29.07	60.1	3.89	4.8
SR12	6/10/2014 0:56	29.12	66.9	4.34	5.7	SR12	6/10/2014 6:56	29.10	57.6	3.73	7.1	SR12						SR12	6/10/2014 18:56	29.05	61.1	3.95	5.9
SR12	6/10/2014 1:01	29.12	67.7	4.39	5.4	SR12	6/10/2014 7:01	29.10	58.3	3.77	6.5	SR12						SR12	6/10/2014 19:01	29.05	61.2	3.96	4.9
SR12	6/10/2014 1:06	29.13	66.7	4.33	6.3	SR12	6/10/2014 7:06	28.99	62.4	4.04	5.4	SR12						SR12	6/10/2014 19:06	29.06	60.2	3.89	7.2
SR12	6/10/2014 1:11	29.14	65.9	4.27	7.0	SR12	6/10/2014 7:11	29.00	62.4	4.04	5.4	SR12						SR12	6/10/2014 19:11	29.06	60.3	3.90	7.7
SR12	6/10/2014 1:16	29.13	65.1	4.22	5.7	SR12	6/10/2014 7:16	28.99	62.4	4.04	5.7	SR12						SR12	6/10/2014 19:16	29.05	61.9	4.00	5.7
SR12	6/10/2014 1:21	29.08	67.0	4.35	4.4	SR12	6/10/2014 7:21	29.00	61.9	4.01	5.2	SR12						SR12	6/10/2014 19:21	29.05	60.8	3.93	5.8
SR12	6/10/2014 1:26	29.14	64.5	4.18	5.8	SR12	6/10/2014 7:26	29.01	61.0	3.95	4.9	SR12						SR12	6/10/2014 19:26	29.05	61.0	3.94	6.0
SR12	6/10/2014 1:31	29.08	66.4	4.31	4.2	SR12	6/10/2014 7:31	29.00	61.9	4.01	6.0	SR12						SR12	6/10/2014 19:31	29.04	61.7	3.99	5.9
SR12	6/10/2014 1:36	29.11	64.4	4.18	4.7	SR12	6/10/2014 7:36	29.01	60.0	3.88	6.1	SR12	6/10/2014 13:36	29.15	67.7	4.37	7.1	SR12	6/10/2014 19:36	29.05	59.7	3.86	6.5
SR12	6/10/2014 1:41	29.14	63.6	4.12	5.8	SR12	6/10/2014 7:41	29.02	59.9	3.88	5.6	SR12	6/10/2014 13:41	29.14	68.6	4.43	7.8	SR12	6/10/2014 19:41	29.03	60.9	3.94	5.5
SR12	6/10/2014 1:46	29.14	63.4	4.11	6.0	SR12	6/10/2014 7:46	29.05	58.5	3.79	6.7	SR12	6/10/2014 13:46	29.15	67.8	4.38	**14.1**	SR12	6/10/2014 19:46	29.03	61.0	3.95	6.1
SR12	6/10/2014 1:51	29.10	65.2	4.23	4.9	SR12	6/10/2014 7:51	29.06	57.3	3.71	5.6	SR12	6/10/2014 13:51	29.14	67.2	4.34	8.0	SR12	6/10/2014 19:51	29.04	60.8	3.93	5.5
SR12	6/10/2014 1:56	29.14	64.7	4.20	6.7	SR12	6/10/2014 7:56	29.08	56.1	3.63	5.2	SR12	6/10/2014 13:56	29.15	67.2	4.34	6.9	SR12	6/10/2014 19:56	29.02	61.3	3.97	6.6
SR12	6/10/2014 2:01	29.14	63.6	4.12	6.0	SR12	6/10/2014 8:01	29.09	56.8	3.68	6.0	SR12	6/10/2014 14:01	29.14	67.9	4.39	5.4	SR12	6/10/2014 20:01	29.02	60.7	3.92	5.6
SR12	6/10/2014 2:06	29.15	64.5	4.18	7.2	SR12	6/10/2014 8:06	29.10	56.8	3.67	7.0	SR12	6/10/2014 14:06	29.14	68.1	4.40	4.9	SR12	6/10/2014 20:06	29.02	60.2	3.89	5.5
SR12	6/10/2014 2:11	29.15	64.1	4.15	6.4	SR12	6/10/2014 8:11	29.11	57.1	3.69	8.1	SR12	6/10/2014 14:11	29.15	68.9	4.45	5.6	SR12	6/10/2014 20:11	29.02	59.7	3.86	4.8
SR12	6/10/2014 2:16	29.14	62.8	4.07	6.2	SR12	6/10/2014 8:16	29.11	57.5	3.72	8.0	SR12	6/10/2014 14:16	29.19	69.2	4.47	4.7	SR12	6/10/2014 20:16	29.03	59.4	3.84	4.7
SR12	6/10/2014 2:21	29.14	63.3	4.10	4.6	SR12	6/10/2014 8:21	29.08	57.0	3.69	5.9	SR12	6/10/2014 14:21	29.16	69.6	4.50	5.9	SR12	6/10/2014 20:21	29.03	59.5	3.85	4.8
SR12	6/10/2014 2:26	29.14	63.3	4.10	5.8	SR12	6/10/2014 8:26	29.10	57.5	3.72	5.5	SR12	6/10/2014 14:26	29.16	68.7	4.44	5.5	SR12	6/10/2014 20:26	29.03	60.0	3.88	5.0
SR12	6/10/2014 2:31	29.14	64.8	4.20	5.0	SR12	6/10/2014 8:31	29.10	58.3	3.77	5.7	SR12	6/10/2014 14:31	29.17	70.1	4.53	4.0	SR12	6/10/2014 20:31	29.05	59.4	3.84	5.1
SR12	6/10/2014 2:36	29.14	64.8	4.20	5.1	SR12	6/10/2014 8:36	29.09	59.4	3.84	6.2	SR12	6/10/2014 14:36	29.17	69.8	4.51	4.9	SR12	6/10/2014 20:36	29.03	58.7	3.79	4.4
SR12	6/10/2014 2:41	29.12	64.5	4.18	5.0	SR12	6/10/2014 8:41	29.10	58.4	3.78	6.4	SR12	6/10/2014 14:41	29.17	69.6	4.50	7.0	SR12	6/10/2014 20:41	29.04	57.9	3.74	4.3
SR12	6/10/2014 2:46	29.13	63.5	4.11	5.4	SR12	6/10/2014 8:46	29.07	61.6	3.98	4.5	SR12	6/10/2014 14:46	29.15	69.8	4.51	3.9	SR12	6/10/2014 20:46	29.05	58.1	3.76	4.0
SR12	6/10/2014 2:51	29.12	62.7	4.06	5.9	SR12	6/10/2014 8:51	29.04	62.7	4.06	4.4	SR12	6/10/2014 14:51	29.17	68.7	4.44	4.5	SR12	6/10/2014 20:51	29.06	58.5	3.78	5.0
SR12	6/10/2014 2:56	29.11	62.9	4.08	4.9	SR12	6/10/2014 8:56	29.03	64.0	4.14	4.3	SR12	6/10/2014 14:56	29.17	68.6	4.44	4.4	SR12	6/10/2014 20:56	29.06	58.2	3.76	4.7
SR12	6/10/2014 3:01	29.11	62.4	4.04	4.7	SR12	6/10/2014 9:01	29.06	63.1	4.08	4.2	SR12	6/10/2014 15:01	29.15	68.8	4.44	4.1	SR12	6/10/2014 21:01	29.06	57.3	3.70	4.8
SR12	6/10/2014 3:06	29.10	63.4	4.11	4.8	SR12	6/10/2014 9:06	29.06	63.1	4.09	4.5	SR12	6/10/2014 15:06	29.15	67.8	4.38	3.8	SR12	6/10/2014 21:06	29.05	58.0	3.75	4.8
SR12	6/10/2014 3:11	29.10	62.2	4.03	4.3	SR12	6/10/2014 9:11	29.07	63.4	4.10	4.3	SR12	6/10/2014 15:11	29.15	67.7	4.37	3.8	SR12	6/10/2014 21:11	29.06	57.8	3.73	5.3
SR12	6/10/2014 3:16	29.11	60.9	3.94	4.3	SR12	6/10/2014 9:16	29.09	61.4	3.97	4.8	SR12	6/10/2014 15:16	29.15	67.6	4.37	4.0	SR12	6/10/2014 21:16	29.06	57.8	3.73	4.6
SR12	6/10/2014 3:21	29.11	60.4	3.91	4.8	SR12	6/10/2014 9:21	29.10	60.3	3.90	5.0	SR12	6/10/2014 15:21	29.15	66.4	4.29	5.7	SR12	6/10/2014 21:21	29.03	59.1	3.82	4.7
SR12	6/10/2014 3:26	29.11	59.9	3.88	4.5	SR12	6/10/2014 9:26	29.08	62.2	4.02	4.7	SR12	6/10/2014 15:26	29.14	66.9	4.33	3.9	SR12	6/10/2014 21:26	29.05	58.5	3.78	5.4
SR12	6/10/2014 3:31	29.12	60.3	3.90	5.9	SR12	6/10/2014 9:31	29.09	63.7	4.12	4.3	SR12	6/10/2014 15:31	29.16	66.6	4.30	4.3	SR12	6/10/2014 21:31	29.06	59.1	3.82	6.3
SR12	6/10/2014 3:36	29.12	60.6	3.92	5.9	SR12	6/10/2014 9:36	29.11	62.4	4.04	4.8	SR12	6/10/2014 15:36	29.16	66.5	4.29	3.9	SR12	6/10/2014 21:36	29.05	59.7	3.86	6.8
SR12	6/10/2014 3:41	29.13	59.7	3.86	7.2	SR12	6/10/2014 9:41	29.10	61.5	3.98	6.7	SR12	6/10/2014 15:41	29.15	66.2	4.27	3.9	SR12	6/10/2014 21:41	29.05	59.9	3.87	7.0
SR12	6/10/2014 3:46	29.12	59.2	3.83	6.0	SR12	6/10/2014 9:46	29.10	62.9	4.07	6.4	SR12	6/10/2014 15:46	29.16	64.7	4.18	4.0	SR12	6/10/2014 21:46	29.04	60.4	3.90	7.3
SR12	6/10/2014 3:51	29.11	60.1	3.89	6.0	SR12	6/10/2014 9:51	29.10	63.8	4.13	6.2	SR12	6/10/2014 15:51	29.17	63.9	4.13	5.1	SR12	6/10/2014 21:51	29.03	61.6	3.98	6.2
SR12	6/10/2014 3:56	29.11	60.7	3.93	7.3	SR12	6/10/2014 9:56	29.10	63.5	4.11	5.3	SR12	6/10/2014 15:56	29.16	64.5	4.17	4.3	SR12	6/10/2014 21:56	29.04	60.4	3.90	7.1
SR12	6/10/2014 4:01	29.11	59.5	3.85	6.2	SR12	6/10/2014 10:01	29.11	63.4	4.10	5.5	SR12	6/10/2014 16:01	29.15	64.3	4.15	4.3	SR12	6/10/2014 22:01	29.04	60.4	3.90	6.5
SR12	6/10/2014 4:06	29.11	60.2	3.89	7.7	SR12	6/10/2014 10:06	29.11	63.2	4.09	6.0	SR12	6/10/2014 16:06	29.15	63.5	4.11	4.1	SR12	6/10/2014 22:06	29.03	59.9	3.87	6.0
SR12	6/10/2014 4:11	29.11	59.6	3.86	7.2	SR12	6/10/2014 10:11	29.11	63.6	4.12	7.2	SR12	6/10/2014 16:11	29.17	62.9	4.07	4.2	SR12	6/10/2014 22:11	29.02	60.6	3.91	5.9
SR12	6/10/2014 4:16	29.11	60.8	3.93	**12.0**	SR12	6/10/2014 10:16	29.11	63.1	4.08	**10.6**	SR12	6/10/2014 16:16	29.16	62.8	4.06	4.4	SR12	6/10/2014 22:16	29.01	60.6	3.92	5.6
SR12	6/10/2014 4:21	29.11	60.3	3.90	9.6	SR12	6/10/2014 10:21	29.12	62.7	4.06	6.9	SR12	6/10/2014 16:21	29.16	62.3	4.03	4.9	SR12	6/10/2014 22:21	29.01	62.7	4.06	5.2
SR12	6/10/2014 4:26	29.12	59.4	3.84	**11.2**	SR12	6/10/2014 10:26	29.12	63.2	4.09	7.2	SR12	6/10/2014 16:26	29.16	61.9	4.00	4.9	SR12	6/10/2014 22:26	29.01	63.3	4.10	4.8
SR12	6/10/2014 4:31	29.11	60.3	3.90	**10.5**	SR12	6/10/2014 10:31	29.12	63.4	4.10	6.8	SR12	6/10/2014 16:31	29.15	61.7	3.99	5.7	SR12	6/10/2014 22:31	29.02	63.6	4.12	5.0
SR12	6/10/2014 4:36	29.12	58.6	3.79	9.2	SR12	6/10/2014 10:36	29.12	63.3	4.10	6.9	SR12	6/10/2014 16:36	29.15	61.5	3.97	4.5	SR12	6/10/2014 22:36	29.03	63.3	4.10	5.4
SR12	6/10/2014 4:41	29.12	58.7	3.79	**11.4**	SR12	6/10/2014 10:41	29.12	62.9	4.07	7.2	SR12	6/10/2014 16:41	29.13	61.3	3.97	6.0	SR12	6/10/2014 22:41	29.03	62.5	4.05	5.2
SR12	6/10/2014 4:46	29.10	60.7	3.93	**11.2**	SR12	6/10/2014 10:46	29.11	63.9	4.14	7.9	SR12	6/10/2014 16:46	29.13	61.1	3.95	8.1	SR12	6/10/2014 22:46	29.03	62.8	4.07	5.3
SR12	6/10/2014 4:51	29.10	61.2	3.96	**10.9**	SR12	6/10/2014 10:51	29.12	63.3	4.10	7.3	SR12	6/10/2014 16:51	29.12	60.8	3.93	5.3	SR12	6/10/2014 22:51	29.03	63.2	4.09	6.1
SR12	6/10/2014 4:56	29.11	60.6	3.92	**12.6**	SR12	6/10/2014 10:56	29.13	63.0	4.08	7.6	SR12	6/10/2014 16:56	29.12	60.2	3.90	4.9	SR12	6/10/2014 22:56	29.03	62.4	4.04	6.3
SR12	6/10/2014 5:01	29.10	60.3	3.90	**10.6**	SR12	6/10/2014 11:01	29.13	62.7	4.06	7.0	SR12	6/10/2014 17:01	29.12	60.2	3.89	6.7	SR12	6/10/2014 23:01	29.04	63.7	4.12	6.9
SR12	6/10/2014 5:06	29.10	60.4	3.90	**10.8**	SR12	6/10/2014 11:06	29.13	63.1	4.09	7.0	SR12	6/10/2014 17:06	29.11	60.6	3.92	6.9	SR12	6/10/2014 23:06	29.03	63.0	4.08	6.8
SR12	6/10/2014 5:11	29.09	60.4	3.90	9.5	SR12	6/10/2014 11:11	29.13	63.3	4.10	6.8	SR12	6/10/2014 17:11	29.10	61.2	3.96	6.1	SR12	6/10/2014 23:11	29.03	63.9	4.13	6.4
SR12	6/10/2014 5:16	29.09	59.4	3.84	**10.9**	SR12	6/10/2014 11:16	29.14	63.1	4.08	7.5	SR12	6/10/2014 17:16	29.10	60.5	3.91	5.8	SR12	6/10/2014 23:16	29.03	63.5	4.11	7.8
SR12	6/10/2014 5:21	29.02	60.4	3.91	7.4	SR12	6/10/2014 11:21	29.13	63.1	4.08	6.9	SR12	6/10/2014 17:21	29.10	60.9	3.94	6.3	SR12	6/10/2014 23:21	29.03	63.9	4.13	6.3
SR12	6/10/2014 5:26	29.03	59.8	3.88	6.5	SR12	6/10/2014 11:26	29.14	62.8	4.07	6.9	SR12	6/10/2014 17:26	29.10	59.9	3.87	6.3	SR12	6/10/2014 23:26	29.03	64.2	4.15	7.1
SR12	6/10/2014 5:31	29.04	59.9	3.88	7.2	SR12	6/10/2014 11:31	29.13	63.1	4.08	8.2	SR12	6/10/2014 17:31	29.10	60.0	3.88	6.0	SR12	6/10/2014 23:31	29.03	63.9	4.13	7.0
SR12	6/10/2014 5:36	29.09	60.3	3.90	8.6	SR12	6/10/2014 11:36	29.14	62.9	4.07	7.8	SR12	6/10/2014 17:36	29.09	61.1	3.95	5.6	SR12	6/10/2014 23:36	29.03	63.5	4.11	7.6
SR12	6/10/2014 5:41	29.10	60.8	3.93	9.7	SR12	6/10/2014 11:41	29.14	63.0	4.08	7.9	SR12	6/10/2014 17:41	29.08	61.5	3.98	5.2	SR12	6/10/2014 23:41	29.03	63.6	4.11	7.6
SR12	6/10/2014 5:46	29.10	60.0	3.88	8.6	SR12	6/10/2014 11:46	29.13	64.2	4.15	9.1	SR12	6/10/2014 17:46	29.07	60.8	3.94	5.4	SR12	6/10/2014 23:46	29.03	63.0	4.08	7.0
SR12	6/10/2014 5:51	29.10	60.0	3.88	8.3	SR12	6/10/2014 11:51	29.12	65.4	4.23	9.7	SR12	6/10/2014 17:51	29.08	60.5	3.91	5.8	SR12	6/10/2014 23:51	29.03	64.5	4.18	7.9
SR12	6/10/2014 5:56	29.07	59.7	3.86	7.5	SR12	6/10/2014 11:56	29.12	65.4	4.23	9.0	SR12	6/10/2014 17:56	29.07	61.1	3.95	5.4	SR12	6/10/2014 23:56	29.02	64.0	4.14	7.0

Station	Timestamp	Temp (° C)	DO (%)	DO (mg/L)	Tur (NTU)	Station	Timestamp	Temp (° C)	DO (%)	DO (mg/L)	Tur (NTU)	Station	Timestamp	Temp (° C)	DO (%)	DO (mg/L)	Tur (NTU)	Station	Timestamp	Temp (°C)	DO (%)	DO (mg/L)	Tur (NTU)
SR13	6/10/2014 0:00	29.14	58.4	**3.79**	3.8	SR13	6/10/2014 6:00	29.06	59.9	**3.90**	3.9	SR13	6/10/2014 12:00	29.04	62.0	**4.03**	3.0	SR13	6/10/2014 18:00	29.08	61.5	**4.00**	3.7
SR13	6/10/2014 0:05	29.14	58.7	**3.81**	3.4	SR13	6/10/2014 6:05	29.06	59.7	**3.88**	4.2	SR13	6/10/2014 12:05	29.03	61.0	**3.97**	2.4	SR13	6/10/2014 18:05	29.08	61.1	**3.98**	3.5
SR13	6/10/2014 0:10	29.14	58.3	**3.78**	4.0	SR13	6/10/2014 6:10	29.06	59.5	**3.87**	3.9	SR13	6/10/2014 12:10	29.07	61.4	**3.99**	2.3	SR13	6/10/2014 18:10	29.09	60.7	**3.95**	4.2
SR13	6/10/2014 0:15	29.14	58.1	**3.77**	3.7	SR13	6/10/2014 6:15	29.06	59.1	**3.85**	3.6	SR13	6/10/2014 12:15	29.05	61.7	**4.02**	2.0	SR13	6/10/2014 18:15	29.09	60.2	**3.92**	3.4
SR13	6/10/2014 0:20	29.14	58.1	**3.77**	3.0	SR13	6/10/2014 6:20	29.06	59.4	**3.87**	3.9	SR13	6/10/2014 12:20	29.10	62.5	**4.06**	1.8	SR13	6/10/2014 18:20	29.09	60.1	**3.91**	3.9
SR13	6/10/2014 0:25	29.14	58.0	**3.76**	3.2	SR13	6/10/2014 6:25	29.06	59.7	**3.88**	4.2	SR13	6/10/2014 12:25	29.10	62.7	**4.07**	1.4	SR13	6/10/2014 18:25	29.10	60.5	**3.94**	6.1
SR13	6/10/2014 0:30	29.14	57.8	**3.75**	3.4	SR13	6/10/2014 6:30	29.06	60.0	**3.91**	3.7	SR13	6/10/2014 12:30	29.10	62.4	**4.05**	2.2	SR13	6/10/2014 18:30	29.11	59.6	**3.88**	6.6
SR13	6/10/2014 0:35	29.14	58.8	**3.82**	3.8	SR13	6/10/2014 6:35	29.05	60.3	**3.92**	3.8	SR13	6/10/2014 12:35	29.09	61.9	**4.02**	1.5	SR13	6/10/2014 18:35	29.10	60.1	**3.91**	5.0
SR13	6/10/2014 0:40	29.12	60.7	**3.94**	5.6	SR13	6/10/2014 6:40	29.06	60.2	**3.92**	4.1	SR13	6/10/2014 12:40	29.09	60.8	**3.95**	1.4	SR13	6/10/2014 18:40	29.11	60.1	**3.91**	6.6
SR13	6/10/2014 0:45	29.13	60.0	**3.90**	5.2	SR13	6/10/2014 6:45	29.06	58.7	**3.82**	3.8	SR13	6/10/2014 12:45	29.08	60.5	**3.93**	1.4	SR13	6/10/2014 18:45	29.11	60.0	**3.90**	7.5
SR13	6/10/2014 0:50	29.13	59.3	**3.85**	4.7	SR13	6/10/2014 6:50	29.05	59.7	**3.89**	3.5	SR13	6/10/2014 12:50	29.09	61.0	**3.96**	1.2	SR13	6/10/2014 18:50	29.11	59.5	**3.86**	8.3
SR13	6/10/2014 0:55	29.13	59.2	**3.84**	4.7	SR13	6/10/2014 6:55	29.05	60.0	**3.90**	3.8	SR13	6/10/2014 12:55	29.14	61.6	**4.00**	1.4	SR13	6/10/2014 18:55	29.11	59.2	**3.85**	7.3
SR13	6/10/2014 1:00	29.13	59.0	**3.83**	4.1	SR13	6/10/2014 7:00	29.06	58.8	**3.82**	3.8	SR13	6/10/2014 13:00	29.16	61.8	**4.01**	1.2	SR13	6/10/2014 19:00	29.10	59.2	**3.85**	6.8
SR13	6/10/2014 1:05	29.13	59.0	**3.83**	4.6	SR13	6/10/2014 7:05	29.06	60.9	**3.96**	4.3	SR13	6/10/2014 13:05	29.13	62.2	**4.04**	1.5	SR13	6/10/2014 19:05	29.10	59.7	**3.88**	5.8
SR13	6/10/2014 1:10	29.13	59.5	**3.86**	5.5	SR13	6/10/2014 7:10	29.05	61.4	**4.00**	3.6	SR13	6/10/2014 13:10	29.05	59.4	**3.86**	1.4	SR13	6/10/2014 19:10	29.10	59.4	**3.87**	6.0
SR13	6/10/2014 1:15	29.12	59.4	**3.86**	5.7	SR13	6/10/2014 7:15	29.04	61.5	**4.00**	3.7	SR13	6/10/2014 13:15	29.04	58.4	**3.80**	1.3	SR13	6/10/2014 19:15	29.06	60.4	**3.93**	5.7
SR13	6/10/2014 1:20	29.13	58.9	**3.82**	6.0	SR13	6/10/2014 7:20	29.04	61.0	**3.97**	5.7	SR13	6/10/2014 13:20	29.07	59.2	**3.85**	1.0	SR13	6/10/2014 19:20	29.07	60.2	**3.91**	5.5
SR13	6/10/2014 1:25	29.12	58.9	**3.82**	4.4	SR13	6/10/2014 7:25	29.04	60.7	**3.95**	5.6	SR13	6/10/2014 13:25	29.08	59.2	**3.85**	1.1	SR13	6/10/2014 19:25	29.06	60.7	**3.95**	5.9
SR13	6/10/2014 1:30	29.13	59.4	**3.86**	6.0	SR13	6/10/2014 7:30	29.05	60.6	**3.94**	6.0	SR13	6/10/2014 13:30	29.10	59.8	**3.88**	1.2	SR13	6/10/2014 19:30	29.06	59.7	**3.88**	4.7
SR13	6/10/2014 1:35	29.08	62.0	**4.03**	6.7	SR13	6/10/2014 7:35	29.04	60.7	**3.95**	4.0	SR13	6/10/2014 13:35	29.13	62.2	**4.04**	2.0	SR13	6/10/2014 19:35	29.05	61.0	**3.97**	6.4
SR13	6/10/2014 1:40	29.09	61.7	**4.01**	5.6	SR13	6/10/2014 7:40	29.03	60.9	**3.96**	4.4	SR13	6/10/2014 13:40	29.18	62.9	**4.09**	2.3	SR13	6/10/2014 19:40	29.05	60.4	**3.93**	6.1
SR13	6/10/2014 1:45	29.08	61.8	**4.02**	6.3	SR13	6/10/2014 7:45	29.04	60.5	**3.93**	4.7	SR13	6/10/2014 13:45	29.16	61.8	**4.02**	1.9	SR13	6/10/2014 19:45	29.05	59.6	**3.88**	4.4
SR13	6/10/2014 1:50	29.08	60.1	**3.91**	5.4	SR13	6/10/2014 7:50	29.04	60.2	**3.91**	5.6	SR13	6/10/2014 13:50	29.15	61.4	**3.99**	1.7	SR13	6/10/2014 19:50	29.04	59.4	**3.87**	4.1
SR13	6/10/2014 1:55	29.10	60.3	**3.92**	6.1	SR13	6/10/2014 7:55	29.04	60.2	**3.92**	6.7	SR13	6/10/2014 13:55	29.16	63.2	**4.10**	2.3	SR13	6/10/2014 19:55	29.06	60.2	**3.91**	5.2
SR13	6/10/2014 2:00	29.10	60.1	**3.90**	5.1	SR13	6/10/2014 8:00	29.02	60.5	**3.93**	4.7	SR13	6/10/2014 14:00	29.16	63.4	**4.12**	2.2	SR13	6/10/2014 20:00	29.06	59.6	**3.88**	4.7
SR13	6/10/2014 2:05	29.09	59.9	**3.89**	4.6	SR13	6/10/2014 8:05	29.04	59.9	**3.89**	8.0	SR13	6/10/2014 14:05	29.18	63.6	**4.13**	2.1	SR13	6/10/2014 20:05	29.06	60.1	**3.91**	5.1
SR13	6/10/2014 2:10	29.10	60.2	**3.91**	5.9	SR13	6/10/2014 8:10	29.03	60.3	**3.92**	**15.8**	SR13	6/10/2014 14:10	29.17	62.5	**4.06**	1.6	SR13	6/10/2014 20:10	29.05	60.4	**3.92**	6.0
SR13	6/10/2014 2:15	29.10	59.9	**3.89**	6.0	SR13	6/10/2014 8:15	29.02	60.4	**3.93**	**16.9**	SR13	6/10/2014 14:15	29.17	62.6	**4.07**	1.6	SR13	6/10/2014 20:15	29.05	60.1	**3.90**	5.0
SR13	6/10/2014 2:20	29.10	60.0	**3.90**	7.5	SR13	6/10/2014 8:20	29.03	60.4	**3.93**	**18.8**	SR13	6/10/2014 14:20	29.15	61.8	**4.02**	1.6	SR13	6/10/2014 20:20	29.07	58.8	**3.82**	4.1
SR13	6/10/2014 2:25	29.08	59.8	**3.89**	4.2	SR13	6/10/2014 8:25	29.02	60.0	**3.90**	**17.4**	SR13	6/10/2014 14:25	29.16	62.7	**4.08**	2.0	SR13	6/10/2014 20:25	29.05	59.4	**3.86**	4.8
SR13	6/10/2014 2:30	29.06	60.2	**3.92**	3.1	SR13	6/10/2014 8:30	29.02	59.9	**3.89**	**17.7**	SR13	6/10/2014 14:30	29.17	62.1	**4.03**	1.7	SR13	6/10/2014 20:30	29.07	58.7	**3.82**	4.3
SR13	6/10/2014 2:35	29.05	60.0	**3.90**	3.2	SR13	6/10/2014 8:35	29.02	59.9	**3.89**	**16.5**	SR13	6/10/2014 14:35	29.17	62.7	**4.08**	1.4	SR13	6/10/2014 20:35	29.06	59.3	**3.85**	4.4
SR13	6/10/2014 2:40	29.07	59.2	**3.85**	3.2	SR13	6/10/2014 8:40	29.02	59.4	**3.86**	9.5	SR13	6/10/2014 14:40	29.18	63.0	**4.09**	1.9	SR13	6/10/2014 20:40	29.05	59.7	**3.88**	4.5
SR13	6/10/2014 2:45	29.07	59.2	**3.85**	3.4	SR13	6/10/2014 8:45	29.02	59.7	**3.88**	11.9	SR13	6/10/2014 14:45	29.17	62.1	**4.04**	1.9	SR13	6/10/2014 20:45	29.04	59.7	**3.88**	4.3
SR13	6/10/2014 2:50	29.06	59.3	**3.86**	2.8	SR13	6/10/2014 8:50	29.02	60.0	**3.90**	**13.8**	SR13	6/10/2014 14:50	29.15	62.9	**4.09**	1.5	SR13	6/10/2014 20:50	29.04	60.9	**3.96**	4.9
SR13	6/10/2014 2:55	29.07	58.6	**3.81**	3.1	SR13	6/10/2014 8:55	29.02	59.8	**3.89**	13.0	SR13	6/10/2014 14:55	29.14	64.3	**4.18**	2.7	SR13	6/10/2014 20:55	29.04	60.2	**3.91**	4.4
SR13	6/10/2014 3:00	29.05	62.4	**4.06**	6.6	SR13	6/10/2014 9:00	29.02	59.8	**3.89**	10.6	SR13	6/10/2014 15:00	29.15	63.8	**4.15**	2.6	SR13	6/10/2014 21:00	29.04	61.2	**3.98**	4.8
SR13	6/10/2014 3:05	29.06	62.6	**4.08**	7.5	SR13	6/10/2014 9:05	29.02	59.6	**3.88**	11.4	SR13	6/10/2014 15:05	29.17	63.3	**4.11**	3.2	SR13	6/10/2014 21:05	29.03	62.6	**4.07**	6.3
SR13	6/10/2014 3:10	29.06	61.8	**4.02**	6.1	SR13	6/10/2014 9:10	29.03	59.3	**3.86**	11.4	SR13	6/10/2014 15:10	29.17	63.2	**4.11**	1.5	SR13	6/10/2014 21:10	29.03	62.0	**4.03**	5.8
SR13	6/10/2014 3:15	29.04	62.3	**4.06**	4.6	SR13	6/10/2014 9:15	29.02	59.5	**3.87**	11.1	SR13	6/10/2014 15:15	29.17	63.0	**4.09**	1.7	SR13	6/10/2014 21:15	29.04	61.7	**4.01**	5.8
SR13	6/10/2014 3:20	29.03	63.3	**4.13**	5.1	SR13	6/10/2014 9:20	29.03	59.5	**3.87**	10.7	SR13	6/10/2014 15:20	29.17	62.5	**4.06**	1.4	SR13	6/10/2014 21:20	29.03	61.8	**4.01**	6.3
SR13	6/10/2014 3:25	29.01	63.8	**4.16**	4.0	SR13	6/10/2014 9:25	29.03	59.8	**3.89**	12.6	SR13	6/10/2014 15:25	29.17	63.0	**4.10**	1.9	SR13	6/10/2014 21:25	29.02	62.5	**4.06**	6.5
SR13	6/10/2014 3:30	29.03	62.8	**4.10**	3.5	SR13	6/10/2014 9:30	29.02	59.4	**3.86**	11.9	SR13	6/10/2014 15:30	29.16	62.5	**4.06**	1.7	SR13	6/10/2014 21:30	29.02	62.5	**4.06**	6.6
SR13	6/10/2014 3:35	29.03	62.8	**4.09**	3.7	SR13	6/10/2014 9:35	29.02	59.5	**3.87**	10.0	SR13	6/10/2014 15:35	29.16	63.1	**4.10**	1.9	SR13	6/10/2014 21:35	29.03	61.9	**4.02**	7.0
SR13	6/10/2014 3:40	29.02	63.0	**4.11**	4.0	SR13	6/10/2014 9:40	29.04	59.9	**3.89**	8.5	SR13	6/10/2014 15:40	29.17	62.8	**4.08**	1.8	SR13	6/10/2014 21:40	29.02	62.7	**4.07**	8.1
SR13	6/10/2014 3:45	29.03	62.6	**4.08**	3.6	SR13	6/10/2014 9:45	29.04	60.1	**3.91**	7.3	SR13						SR13	6/10/2014 21:45	29.02	62.2	**4.04**	5.7
SR13	6/10/2014 3:50	29.01	62.5	**4.08**	2.8	SR13	6/10/2014 9:50	29.05	61.2	**3.98**	6.6	SR13						SR13	6/10/2014 21:50	29.02	61.0	**3.96**	4.6
SR13	6/10/2014 3:55	29.03	62.4	**4.07**	3.3	SR13	6/10/2014 9:55	29.08	62.0	**4.03**	4.1	SR13						SR13	6/10/2014 21:55	28.99	63.3	**4.11**	5.4
SR13	6/10/2014 4:00	29.02	62.2	**4.05**	3.2	SR13	6/10/2014 10:00	29.09	62.2	**4.04**	3.6	SR13						SR13	6/10/2014 22:00	28.99	62.1	**4.04**	4.1
SR13	6/10/2014 4:05	29.02	63.3	**4.13**	3.5	SR13	6/10/2014 10:05	29.11	63.1	**4.10**	3.0	SR13						SR13	6/10/2014 22:05	29.01	60.7	**3.95**	3.8
SR13	6/10/2014 4:10	29.03	62.4	**4.07**	3.7	SR13	6/10/2014 10:10	29.12	63.0	**4.09**	2.8	SR13						SR13	6/10/2014 22:10	28.98	61.9	**4.03**	4.2
SR13	6/10/2014 4:15	29.03	61.9	**4.03**	3.1	SR13	6/10/2014 10:15	29.12	63.4	**4.12**	2.4	SR13	6/10/2014 16:15	29.16	63.4	**4.12**	4.4	SR13	6/10/2014 22:15	28.99	62.4	**4.06**	4.2
SR13	6/10/2014 4:20	29.01	62.8	**4.10**	3.2	SR13	6/10/2014 10:20	29.12	62.9	**4.08**	2.3	SR13	6/10/2014 16:20	29.16	62.9	**4.09**	3.3	SR13	6/10/2014 22:20	28.99	62.1	**4.04**	4.3
SR13	6/10/2014 4:25	29.03	62.1	**4.05**	3.3	SR13	6/10/2014 10:25	29.07	62.7	**4.08**	3.6	SR13	6/10/2014 16:25	29.16	62.8	**4.08**	4.7	SR13	6/10/2014 22:25	29.00	61.0	**3.97**	3.8
SR13	6/10/2014 4:30	29.02	62.3	**4.06**	3.3	SR13	6/10/2014 10:30	29.07	62.5	**4.06**	3.3	SR13	6/10/2014 16:30	29.16	61.9	**4.02**	3.3	SR13	6/10/2014 22:30	29.00	61.5	**4.00**	4.0
SR13	6/10/2014 4:35	29.04	61.3	**4.00**	3.7	SR13	6/10/2014 10:35	29.08	62.3	**4.05**	2.5	SR13	6/10/2014 16:35	29.16	62.4	**4.06**	3.1	SR13	6/10/2014 22:35	29.00	61.5	**4.00**	3.7
SR13	6/10/2014 4:40	29.02	62.4	**4.07**	3.2	SR13	6/10/2014 10:40	29.07	62.1	**4.04**	3.0	SR13	6/10/2014 16:40	29.16	62.4	**4.05**	2.4	SR13	6/10/2014 22:40	29.00	61.0	**3.96**	3.5
SR13	6/10/2014 4:45	29.04	60.5	**3.94**	3.3	SR13	6/10/2014 10:45	29.08	62.9	**4.09**	2.1	SR13	6/10/2014 16:45	29.16	62.5	**4.06**	3.1	SR13	6/10/2014 22:45	29.00	61.1	**3.97**	3.1
SR13	6/10/2014 4:50	29.03	61.6	**4.01**	2.7	SR13	6/10/2014 10:50	29.06	62.0	**4.03**	2.4	SR13	6/10/2014 16:50	29.16	62.6	**4.07**	3.1	SR13	6/10/2014 22:50	28.99	61.6	**4.00**	3.8
SR13	6/10/2014 4:55	29.06	60.9	**3.97**	3.7	SR13	6/10/2014 10:55	29.06	61.0	**3.97**	4.0	SR13	6/10/2014 16:55	29.16	62.2	**4.05**	4.3	SR13	6/10/2014 22:55	29.00	61.5	**4.00**	3.7
SR13	6/10/2014 5:00	29.06	61.6	**4.01**	4.7	SR13	6/10/2014 11:00	29.06	60.4	**3.93**	3.5	SR13	6/10/2014 17:00	29.15	62.4	**4.06**	4.4	SR13	6/10/2014 23:00	29.00	61.6	**4.00**	4.3
SR13	6/10/2014 5:05	29.06	60.9	**3.96**	5.0	SR13	6/10/2014 11:05	29.06	59.9	**3.90**	3.5	SR13	6/10/2014 17:05	29.15	61.8	**4.02**	4.0	SR13	6/10/2014 23:05	29.00	61.8	**4.02**	5.5
SR13	6/10/2014 5:10	29.06	60.9	**3.96**	5.7	SR13	6/10/2014 11:10	29.06	59.7	**3.88**	2.8	SR13	6/10/2014 17:10	29.14	61.9	**4.03**	3.7	SR13	6/10/2014 23:10	29.00	61.4	**3.99**	4.6
SR13	6/10/2014 5:15	29.06	59.6	**3.88**	4.5	SR13	6/10/2014 11:15	29.05	59.7	**3.88**	3.7	SR13	6/10/2014 17:15	29.13	62.4	**4.06**	6.4	SR13	6/10/2014 23:15	29.00	61.5	**4.00**	4.3
SR13	6/10/2014 5:20	29.06	61.1	**3.98**	7.6	SR13	6/10/2014 11:20	29.05	59.7	**3.88**	4.0	SR13	6/10/2014 17:20	29.14	62.0	**4.03**	5.7	SR13	6/10/2014 23:20	29.00	61.6	**4.00**	4.3
SR13	6/10/2014 5:25	29.05	60.8	**3.96**	4.7	SR13	6/10/2014 11:25	29.04	58.6	**3.81**	4.6	SR13	6/10/2014 17:25	29.13	61.7	**4.01**	9.1	SR13	6/10/2014 23:25	29.00	61.6	**4.00**	4.9
SR13	6/10/2014 5:30	29.06	60.4	**3.93**	5.2	SR13	6/10/2014 11:30	29.04	58.2	**3.78**	4.7	SR13	6/10/2014 17:30	29.12	61.5	**4.00**	8.2	SR13	6/10/2014 23:30	29.00	61.7	**4.01**	7.6
SR13	6/10/2014 5:35	29.06	60.0	**3.91**	4.7	SR13	6/10/2014 11:35	29.04	58.3	**3.79**	5.3	SR13	6/10/2014 17:35	29.13	60.9	**3.96**	8.2	SR13	6/10/2014 23:35	29.00	61.2	**3.98**	4.7
SR13	6/10/2014 5:40	29.06	59.4	**3.86**	3.6	SR13	6/10/2014 11:40	29.05	58.4	**3.80**	4.6	SR13	6/10/2014 17:40	29.10	61.6	**4.01**	5.0	SR13	6/10/2014 23:40	28.98	59.6	**3.88**	3.3
SR13	6/10/2014 5:45	29.05	58.9	**3.83**	3.4	SR13	6/10/2014 11:45	29.05	59.1	**3.84**	6.4	SR13	6/10/2014 17:45	29.10	62.4	**4.06**	4.7	SR13	6/10/2014 23:45	28.98	59.6	**3.88**	3.3
SR13	6/10/2014 5:50	29.06	60.0	**3.91**	4.0	SR13	6/10/2014 11:50	29.05	58.2	**3.78**	4.1	SR13	6/10/2014 17:50	29.10	61.7	**4.01**	4.4	SR13	6/10/2014 23:50	28.99	60.1	**3.91**	3.1
SR13	6/10/2014 5:55	29.05	60.1	**3.91**	3.5	SR13	6/10/2014 11:55	29.05	59.1	**3.84**	4.1	SR13	6/10/2014 17:55	29.09	61.5	**4.00**	4.3	SR13	6/10/2014 23:55	29.00	60.3	**3.92**	3.6

Station	Timestamp	NH_3 (mg/L)				Station	Timestamp	NH_3 (mg/L)			
SR4	6/10/2014 0:17	0.08				SR12	6/10/2014 0:17	0.08			
SR4	6/10/2014 0:37	0.06				SR12	6/10/2014 0:37	0.08			
SR4	6/10/2014 0:57	0.06				SR12	6/10/2014 0:57	0.08			
SR4	6/10/2014 1:17	0.06				SR12	6/10/2014 1:17	0.06			
SR4	6/10/2014 1:37	0.06				SR12	6/10/2014 1:37	0.06			
SR4	6/10/2014 1:57	0.06				SR12	6/10/2014 1:57	0.06			
SR4	6/10/2014 2:17	0.07				SR12	6/10/2014 2:17	0.07			
SR4	6/10/2014 2:37	0.08				SR12	6/10/2014 2:37	0.08			
SR4	6/10/2014 2:57	0.07				SR12	6/10/2014 2:57	0.09			
SR4	6/10/2014 3:17	0.08				SR12	6/10/2014 3:17	0.06			
SR4	6/10/2014 3:37	0.08				SR12	6/10/2014 3:37	0.08			
SR4	6/10/2014 3:57	0.07				SR12	6/10/2014 3:57	0.07			
SR4	6/10/2014 4:17	0.06				SR12	6/10/2014 4:17	0.05			
SR4	6/10/2014 4:37	0.08				SR12	6/10/2014 4:37	0.05			
SR4	6/10/2014 4:57	0.08				SR12	6/10/2014 4:57	0.07			
SR4	6/10/2014 5:17	0.08				SR12	6/10/2014 5:17	0.06			
SR4	6/10/2014 5:37	0.06				SR12	6/10/2014 5:37	0.05			
SR4	6/10/2014 5:57	0.07				SR12	6/10/2014 5:57	0.06			
SR4						SR12					
SR4	6/10/2014 6:37	0.06				SR12	6/10/2014 6:37	0.06			
SR4	6/10/2014 6:57	0.06				SR12	6/10/2014 6:57	0.07			
SR4	6/10/2014 7:17	0.06				SR12	6/10/2014 7:17	0.07			
SR4	6/10/2014 7:37	0.06				SR12	6/10/2014 7:37	0.06			
SR4	6/10/2014 7:57	0.06				SR12	6/10/2014 7:57	0.06			
SR4	6/10/2014 8:17	0.07				SR12	6/10/2014 8:17	0.05			
SR4	6/10/2014 8:37	0.08				SR12	6/10/2014 8:37	0.06			
SR4	6/10/2014 8:57	0.08				SR12	6/10/2014 8:57	0.07			
SR4	6/10/2014 9:17	0.08				SR12	6/10/2014 9:17	0.06			
SR4	6/10/2014 9:37	0.06				SR12	6/10/2014 9:37	0.06			
SR4	6/10/2014 9:57	0.06				SR12	6/10/2014 9:57	0.08			
SR4						SR12	6/10/2014 10:17	0.06			
SR4						SR12	6/10/2014 10:37	0.06			
SR4						SR12	6/10/2014 10:57	0.06			
SR4	6/10/2014 11:17	0.08				SR12	6/10/2014 11:17	0.07			
SR4	6/10/2014 11:37	0.08				SR12	6/10/2014 11:37	0.06			
SR4	6/10/2014 11:57	0.06				SR12	6/10/2014 11:57	0.06			
SR4	6/10/2014 12:17	0.06				SR12	6/10/2014 12:17	0.06			
SR4	6/10/2014 12:37	0.06				SR12	6/10/2014 12:37	0.07			
SR4	6/10/2014 12:57	0.06				SR12					
SR4	6/10/2014 13:17	0.06				SR12					
SR4	6/10/2014 13:37	0.07				SR12					
SR4	6/10/2014 13:57	0.08				SR12					
SR4	6/10/2014 14:17	0.07				SR12	6/10/2014 14:17	0.06			
SR4	6/10/2014 14:37	0.08				SR12	6/10/2014 14:37	0.07			
SR4	6/10/2014 14:57	0.08				SR12	6/10/2014 14:57	0.06			
SR4	6/10/2014 15:17	0.07				SR12	6/10/2014 15:17	0.08			
SR4	6/10/2014 15:37	0.07				SR12	6/10/2014 15:37	0.08			
SR4	6/10/2014 15:57	0.06				SR12	6/10/2014 15:57	0.07			
SR4	6/10/2014 16:17	0.06				SR12	6/10/2014 16:17	0.06			
SR4	6/10/2014 16:37	0.07				SR12	6/10/2014 16:37	0.06			
SR4	6/10/2014 16:57	0.07				SR12	6/10/2014 16:57	0.07			
SR4	6/10/2014 17:17	0.07				SR12	6/10/2014 17:17	0.07			
SR4	6/10/2014 17:37	0.08				SR12	6/10/2014 17:37	0.07			
SR4	6/10/2014 17:57	0.08				SR12	6/10/2014 17:57	0.06			
SR4	6/10/2014 18:17	0.08				SR12	6/10/2014 18:17	0.06			
SR4	6/10/2014 18:37	0.08				SR12	6/10/2014 18:37	0.07			
SR4	6/10/2014 18:57	0.06				SR12	6/10/2014 18:57	0.07			
SR4	6/10/2014 19:17	0.06				SR12	6/10/2014 19:17	0.07			
SR4	6/10/2014 19:37	0.06				SR12	6/10/2014 19:37	0.06			
SR4	6/10/2014 19:57	0.06				SR12	6/10/2014 19:57	0.06			
SR4	6/10/2014 20:17	0.07				SR12	6/10/2014 20:17	0.06			
SR4	6/10/2014 20:37	0.07				SR12	6/10/2014 20:37	0.06			
SR4	6/10/2014 20:57	0.06				SR12	6/10/2014 20:57	0.06			
SR4	6/10/2014 21:17	0.06				SR12	6/10/2014 21:17	0.06			
SR4	6/10/2014 21:37	0.06				SR12	6/10/2014 21:37	0.06			
SR4	6/10/2014 21:57	0.06				SR12	6/10/2014 21:57	0.06			
SR4	6/10/2014 22:17	0.07				SR12	6/10/2014 22:17	0.07			
SR4	6/10/2014 22:37	0.07				SR12	6/10/2014 22:37	0.06			
SR4	6/10/2014 22:57	0.08				SR12	6/10/2014 22:57	0.06			
SR4	6/10/2014 23:17	0.08				SR12	6/10/2014 23:17	0.08			
SR4	6/10/2014 23:37	0.08				SR12	6/10/2014 23:37	0.06			
SR4	6/10/2014 23:57	0.06				SR12	6/10/2014 23:57	0.06			

Remark: Fonts with underline: Action Level Exceedance
Fonts with bold and underline: Limit Level Exceedance
Automatic Instrument calibration of NH3-N monitor was carried out during 5:57-6:37 at SR4 and SR12.
SR4 monitoring station was under maintenance during 10:11-10:46.
SR12 monitoring station was under maintenance during 12:51-13:36.
SR13 monitoring station was under maintenance during 15:40-16:15.

Station	Timestamp	Temp (° C)	DO (%)	DO (mg/L)	Tur (NTU)	Station	Timestamp	Temp (° C)	DO (%)	DO (mg/L)	Tur (NTU)	Station	Timestamp	Temp (° C)	DO (%)	DO (mg/L)	Tur (NTU)	Station	Timestamp	Temp (°C)	DO (%)	DO (mg/L)	Tur (NTU)
SR4	7/10/2014 0:01	28.95	83.0	5.69	3.5	SR4	7/10/2014 6:01	28.87	83.3	5.65	3.8	SR4	7/10/2014 12:01	29.06	85.1	5.82	2.9	SR4	7/10/2014 18:01	28.97	86.3	5.91	4.8
SR4	7/10/2014 0:06	28.95	83.3	5.69	5.3	SR4	7/10/2014 6:06	28.86	84.0	5.70	3.7	SR4	7/10/2014 12:06	29.04	84.0	5.74	3.8	SR4	7/10/2014 18:06	28.97	86.6	5.92	4.6
SR4	7/10/2014 0:11	28.96	83.7	5.69	4.4	SR4	7/10/2014 6:11	28.85	83.4	5.66	4.2	SR4	7/10/2014 12:11	29.03	84.4	5.78	3.3	SR4	7/10/2014 18:11	28.97	87.3	5.97	4.1
SR4	7/10/2014 0:16	28.96	83.6	5.72	3.3	SR4	7/10/2014 6:16	28.85	83.1	5.63	5.3	SR4	7/10/2014 12:16	29.02	84.0	5.75	3.3	SR4	7/10/2014 18:16	28.97	86.7	5.93	4.7
SR4	7/10/2014 0:21	28.95	83.6	5.72	3.6	SR4	7/10/2014 6:21	28.83	84.1	5.74	4.0	SR4	7/10/2014 12:21	29.03	83.7	5.72	2.8	SR4	7/10/2014 18:21	28.97	86.6	5.93	5.4
SR4	7/10/2014 0:26	28.95	83.3	5.70	3.6	SR4	7/10/2014 6:26	28.84	84.0	5.76	4.1	SR4	7/10/2014 12:26	29.01	83.3	5.70	3.8	SR4	7/10/2014 18:26	28.97	86.6	5.92	5.7
SR4	7/10/2014 0:31	28.95	82.7	5.66	4.0	SR4	7/10/2014 6:31	28.83	84.0	5.76	4.2	SR4	7/10/2014 12:31	29.03	83.3	5.70	3.2	SR4	7/10/2014 18:31	28.97	86.1	5.89	6.4
SR4	7/10/2014 0:36	28.95	82.6	5.66	3.2	SR4	7/10/2014 6:36	28.84	83.8	5.74	4.5	SR4	7/10/2014 12:36	29.03	83.4	5.70	3.4	SR4	7/10/2014 18:36	28.96	85.9	5.88	5.5
SR4	7/10/2014 0:41	28.95	81.9	5.61	4.4	SR4	7/10/2014 6:41	28.85	83.5	5.72	4.8	SR4	7/10/2014 12:41	29.08	84.4	5.76	3.4	SR4	7/10/2014 18:41	28.97	85.9	5.88	5.3
SR4	7/10/2014 0:46	28.95	81.3	5.57	4.1	SR4	7/10/2014 6:46	28.85	83.3	5.71	3.9	SR4	7/10/2014 12:46	29.09	84.1	5.74	3.8	SR4	7/10/2014 18:46	28.93	85.6	5.86	5.1
SR4	7/10/2014 0:51	28.93	80.4	5.50	2.6	SR4	7/10/2014 6:51	28.84	82.5	5.65	4.2	SR4	7/10/2014 12:51	29.13	83.6	5.70	3.1	SR4	7/10/2014 18:51	28.95	85.9	5.88	5.8
SR4	7/10/2014 0:56	28.93	79.7	5.45	2.9	SR4	7/10/2014 6:56	28.85	82.7	5.66	4.6	SR4	7/10/2014 12:56	29.11	83.4	5.69	2.9	SR4	7/10/2014 18:56	28.96	85.8	5.87	6.2
SR4	7/10/2014 1:01	28.94	80.3	5.50	2.3	SR4	7/10/2014 7:01	28.82	82.6	5.66	4.8	SR4	7/10/2014 13:01	29.06	83.5	5.69	3.2	SR4	7/10/2014 19:01	28.96	85.3	5.84	4.9
SR4	7/10/2014 1:06	28.94	82.1	5.62	3.9	SR4	7/10/2014 7:06	28.87	83.0	5.66	5.2	SR4	7/10/2014 13:06	29.07	83.2	5.68	3.6	SR4	7/10/2014 19:06	28.96	85.7	5.80	5.9
SR4	7/10/2014 1:11	28.94	81.2	5.56	3.1	SR4	7/10/2014 7:11	28.88	82.6	5.65	8.5	SR4	7/10/2014 13:11	29.08	83.5	5.70	2.8	SR4	7/10/2014 19:11	28.95	85.3	5.78	5.7
SR4	7/10/2014 1:16	28.95	81.0	5.54	3.4	SR4	7/10/2014 7:16	28.89	82.9	5.67	8.3	SR4	7/10/2014 13:16	29.08	83.6	5.70	3.1	SR4	7/10/2014 19:16	28.95	85.3	5.78	5.1
SR4	7/10/2014 1:21	28.95	81.2	5.56	2.9	SR4	7/10/2014 7:21	28.88	82.3	5.61	9.6	SR4	7/10/2014 13:21	29.02	83.5	5.69	3.9	SR4	7/10/2014 19:21	28.95	85.0	5.75	5.0
SR4	7/10/2014 1:26	28.95	81.0	5.55	2.5	SR4	7/10/2014 7:26	28.88	82.4	5.64	5.9	SR4	7/10/2014 13:26	28.97	84.4	5.77	4.2	SR4	7/10/2014 19:26	28.95	84.7	5.78	4.9
SR4	7/10/2014 1:31	28.95	81.0	5.55	2.9	SR4	7/10/2014 7:31	28.89	82.0	5.61	5.3	SR4	7/10/2014 13:31	28.97	84.0	5.74	4.4	SR4	7/10/2014 19:31	28.95	84.9	5.80	6.4
SR4	7/10/2014 1:36	28.94	80.7	5.53	3.0	SR4	7/10/2014 7:36	28.89	82.1	5.62	6.2	SR4	7/10/2014 13:36	28.97	84.1	5.75	**14.8**	SR4	7/10/2014 19:36	28.95	84.8	5.80	6.1
SR4	7/10/2014 1:41	28.94	81.3	5.56	3.0	SR4	7/10/2014 7:41	28.89	82.6	5.65	5.8	SR4	7/10/2014 13:41	28.97	84.7	5.79	4.3	SR4	7/10/2014 19:41	28.95	84.4	5.78	5.2
SR4	7/10/2014 1:46	28.96	82.3	5.64	3.8	SR4	7/10/2014 7:46	28.89	82.9	5.66	6.1	SR4	7/10/2014 13:46	28.98	85.5	5.85	5.0	SR4	7/10/2014 19:46	28.94	84.5	5.78	6.4
SR4	7/10/2014 1:51	28.97	82.8	5.67	3.9	SR4	7/10/2014 7:51	28.89	82.5	5.65	5.6	SR4	7/10/2014 13:51	28.98	85.2	5.82	4.9	SR4	7/10/2014 19:51	28.94	84.4	5.76	6.4
SR4	7/10/2014 1:56	28.97	83.3	5.70	5.0	SR4	7/10/2014 7:56	28.89	82.3	5.64	5.4	SR4	7/10/2014 13:56	28.97	85.2	5.83	8.0	SR4	7/10/2014 19:56	28.94	84.4	5.78	7.0
SR4	7/10/2014 2:01	28.97	83.5	5.72	4.7	SR4	7/10/2014 8:01	28.89	81.9	5.60	6.3	SR4	7/10/2014 14:01	28.97	86.2	5.90	6.3	SR4	7/10/2014 20:01	28.94	83.9	5.74	5.1
SR4	7/10/2014 2:06	28.97	83.2	5.68	5.4	SR4	7/10/2014 8:06	28.89	81.3	5.56	6.5	SR4	7/10/2014 14:06	28.97	86.1	5.89	4.9	SR4	7/10/2014 20:06	28.93	85.4	5.85	8.8
SR4	7/10/2014 2:11	28.97	84.3	5.77	6.2	SR4	7/10/2014 8:11	28.90	82.3	5.64	5.7	SR4	7/10/2014 14:11	29.01	86.3	5.90	3.7	SR4	7/10/2014 20:11	28.93	85.1	5.83	7.0
SR4	7/10/2014 2:16	28.97	84.3	5.77	5.4	SR4	7/10/2014 8:16	28.89	82.8	5.67	5.6	SR4	7/10/2014 14:16	29.02	85.6	5.85	3.8	SR4	7/10/2014 20:16	28.93	84.3	5.77	6.4
SR4	7/10/2014 2:21	28.97	84.8	5.80	5.3	SR4	7/10/2014 8:21	28.90	82.5	5.66	4.9	SR4	7/10/2014 14:21	28.98	85.5	5.84	5.0	SR4	7/10/2014 20:21	28.93	83.9	5.74	6.2
SR4	7/10/2014 2:26	28.96	85.1	5.82	6.4	SR4	7/10/2014 8:26	28.90	82.6	5.66	4.6	SR4	7/10/2014 14:26	28.98	84.8	5.79	4.4	SR4	7/10/2014 20:26	28.93	83.7	5.73	7.0
SR4	7/10/2014 2:31	28.96	85.1	5.82	4.5	SR4	7/10/2014 8:31	28.90	83.1	5.69	4.5	SR4	7/10/2014 14:31	29.00	85.7	5.86	4.2	SR4	7/10/2014 20:31	28.92	85.0	5.82	7.0
SR4	7/10/2014 2:36	28.96	84.0	5.75	5.8	SR4	7/10/2014 8:36	28.90	83.0	5.68	4.7	SR4	7/10/2014 14:36	29.01	85.2	5.82	3.5	SR4	7/10/2014 20:36	28.92	84.2	5.75	6.5
SR4	7/10/2014 2:41	28.96	84.2	5.75	4.8	SR4	7/10/2014 8:41	28.90	83.0	5.67	5.7	SR4	7/10/2014 14:41	28.99	86.2	5.89	3.9	SR4	7/10/2014 20:41	28.92	84.7	5.80	6.4
SR4	7/10/2014 2:46	28.96	85.0	5.80	4.6	SR4	7/10/2014 8:46	28.90	82.7	5.65	8.9	SR4	7/10/2014 14:46	29.00	86.1	5.88	3.7	SR4	7/10/2014 20:46	28.92	84.7	5.79	7.9
SR4	7/10/2014 2:51	28.97	85.1	5.81	4.8	SR4	7/10/2014 8:51	28.90	82.6	5.65	5.1	SR4	7/10/2014 14:51	29.04	85.8	5.86	3.0	SR4	7/10/2014 20:51	28.92	84.2	5.76	6.3
SR4	7/10/2014 2:56	28.97	84.9	5.80	5.0	SR4	7/10/2014 8:56	28.90	82.9	5.67	5.6	SR4	7/10/2014 14:56	29.05	86.7	5.92	3.4	SR4	7/10/2014 20:56	28.92	84.1	5.73	6.4
SR4	7/10/2014 3:01	28.97	85.2	5.82	5.2	SR4	7/10/2014 9:01	28.90	82.8	5.66	6.1	SR4	7/10/2014 15:01	29.04	86.0	5.88	3.4	SR4	7/10/2014 21:01	28.92	83.7	5.70	5.7
SR4	7/10/2014 3:06	28.97	85.5	5.83	5.4	SR4	7/10/2014 9:06	28.91	83.0	5.68	5.2	SR4	7/10/2014 15:06	29.05	86.8	5.92	3.6	SR4	7/10/2014 21:06	28.91	84.3	5.74	7.1
SR4	7/10/2014 3:11	28.78	80.8	5.53	2.7	SR4	7/10/2014 9:11	28.91	83.2	5.69	5.1	SR4	7/10/2014 15:11	29.03	86.5	5.91	3.8	SR4	7/10/2014 21:11	28.91	85.0	5.79	7.7
SR4	7/10/2014 3:16	28.87	80.6	5.51	3.0	SR4	7/10/2014 9:16	28.91	83.5	5.71	4.5	SR4	7/10/2014 15:16	29.02	85.6	5.84	3.7	SR4	7/10/2014 21:16	28.91	84.2	5.74	7.2
SR4	7/10/2014 3:21	28.87	80.7	5.53	3.0	SR4	7/10/2014 9:21	28.92	84.0	5.75	4.7	SR4	7/10/2014 15:21	29.05	86.9	5.93	3.1	SR4	7/10/2014 21:21	28.90	85.0	5.78	5.6
SR4	7/10/2014 3:26	28.92	81.9	5.61	3.2	SR4	7/10/2014 9:26	28.92	84.7	5.80	3.5	SR4	7/10/2014 15:26	29.03	86.2	5.89	3.7	SR4	7/10/2014 21:26	28.90	84.7	5.77	6.0
SR4	7/10/2014 3:31	28.94	83.1	5.68	3.7	SR4	7/10/2014 9:31	28.89	85.4	5.85	3.0	SR4	7/10/2014 15:31	29.03	87.0	5.94	3.5	SR4	7/10/2014 21:31	28.90	84.9	5.79	6.1
SR4	7/10/2014 3:36	28.95	84.4	5.77	4.5	SR4	7/10/2014 9:36	28.91	85.0	5.83	3.2	SR4	7/10/2014 15:36	29.02	86.7	5.92	3.3	SR4	7/10/2014 21:36	28.91	84.4	5.75	6.7
SR4	7/10/2014 3:41	28.96	84.7	5.79	4.0	SR4	7/10/2014 9:41	28.90	85.8	5.88	3.0	SR4	7/10/2014 15:41	29.08	83.5	5.70	3.3	SR4	7/10/2014 21:41	28.91	83.8	5.73	5.2
SR4	7/10/2014 3:46	28.95	85.0	5.81	4.1	SR4	7/10/2014 9:46	28.93	86.2	5.91	3.1	SR4	7/10/2014 15:46	29.06	84.5	5.77	3.3	SR4	7/10/2014 21:46	28.91	83.9	5.73	6.0
SR4	7/10/2014 3:51	28.95	84.9	5.81	4.2	SR4	7/10/2014 9:51	28.92	86.1	5.90	2.9	SR4	7/10/2014 15:51	29.09	85.6	5.84	3.1	SR4	7/10/2014 21:51	28.91	83.7	5.72	5.7
SR4	7/10/2014 3:56	28.95	84.5	5.78	4.5	SR4	7/10/2014 9:56	28.90	86.0	5.90	2.9	SR4	7/10/2014 15:56	29.09	85.7	5.85	3.1	SR4	7/10/2014 21:56	28.91	83.4	5.70	5.2
SR4	7/10/2014 4:01	28.95	84.3	5.77	4.4	SR4	7/10/2014 10:01	28.91	86.6	5.94	2.5	SR4	7/10/2014 16:01	29.09	86.5	5.90	3.2	SR4	7/10/2014 22:01	28.90	84.5	5.77	6.6
SR4	7/10/2014 4:06	28.95	84.4	5.78	5.0	SR4	7/10/2014 10:06	28.93	87.0	5.95	4.2	SR4	7/10/2014 16:06	29.16	86.4	5.89	2.9	SR4	7/10/2014 22:06	28.90	83.3	5.69	5.2
SR4	7/10/2014 4:11	28.91	83.7	5.73	3.9	SR4	7/10/2014 10:11	28.92	86.0	5.90	2.6	SR4	7/10/2014 16:11	29.13	85.9	5.86	3.1	SR4	7/10/2014 22:11	28.90	82.7	5.65	4.8
SR4	7/10/2014 4:16	28.91	84.0	5.75	4.5	SR4	7/10/2014 10:16	28.93	86.3	5.92	4.3	SR4	7/10/2014 16:16	29.00	85.2	5.83	2.9	SR4	7/10/2014 22:16	28.90	83.4	5.65	4.8
SR4	7/10/2014 4:21	28.94	85.3	5.84	5.0	SR4	7/10/2014 10:21	28.94	86.0	5.90	2.8	SR4	7/10/2014 16:21	29.10	85.9	5.84	4.7	SR4	7/10/2014 22:21	28.90	83.2	5.64	5.4
SR4	7/10/2014 4:26	28.94	85.3	5.84	4.6	SR4	7/10/2014 10:26	28.92	86.0	5.90	2.8	SR4	7/10/2014 16:26	29.06	86.2	5.89	2.7	SR4	7/10/2014 22:26	28.90	82.6	5.60	5.0
SR4	7/10/2014 4:31	28.93	85.2	5.83	4.4	SR4	7/10/2014 10:31	28.93	85.7	5.87	2.7	SR4	7/10/2014 16:31	29.07	88.0	6.01	2.7	SR4	7/10/2014 22:31	28.90	82.6	5.60	5.9
SR4	7/10/2014 4:36	28.93	85.6	5.86	4.3	SR4	7/10/2014 10:36	28.94	85.5	5.86	3.1	SR4	7/10/2014 16:36	29.08	86.3	5.89	3.5	SR4	7/10/2014 22:36	28.91	82.9	5.62	6.0
SR4	7/10/2014 4:41	28.89	85.5	5.85	4.3	SR4	7/10/2014 10:41	28.95	85.7	5.87	2.5	SR4	7/10/2014 16:41	29.09	87.3	5.96	3.8	SR4	7/10/2014 22:41	28.90	83.8	5.68	5.9
SR4	7/10/2014 4:46	28.88	85.3	5.84	4.6	SR4	7/10/2014 10:46	28.95	86.2	5.86	3.0	SR4	7/10/2014 16:46	29.10	86.1	5.88	3.5	SR4	7/10/2014 22:46	28.89	82.3	5.58	4.1
SR4	7/10/2014 4:51	28.88	84.7	5.81	5.0	SR4	7/10/2014 10:51	28.94	85.3	5.84	2.8	SR4	7/10/2014 16:51	29.10	86.1	5.88	3.4	SR4	7/10/2014 22:51	28.87	83.8	5.70	4.9
SR4	7/10/2014 4:56	28.87	85.1	5.83	5.0	SR4	7/10/2014 10:56	28.94	85.3	5.84	2.8	SR4	7/10/2014 16:56	29.07	87.8	5.99	2.6	SR4	7/10/2014 22:56	28.87	83.5	5.71	4.3
SR4	7/10/2014 5:01	28.88	84.7	5.80	4.5	SR4	7/10/2014 11:01	28.95	85.1	5.82	3.2	SR4	7/10/2014 17:01	29.09	87.5	5.97	3.6	SR4	7/10/2014 23:01	28.87	84.0	5.74	4.5
SR4	7/10/2014 5:06	28.88	84.3	5.77	4.8	SR4	7/10/2014 11:06	28.92	84.5	5.80	3.6	SR4	7/10/2014 17:06	29.06	88.2	6.03	3.2	SR4	7/10/2014 23:06	28.87	84.2	5.75	5.7
SR4	7/10/2014 5:11	28.87	84.8	5.81	4.8	SR4	7/10/2014 11:11	28.92	84.4	5.79	4.4	SR4	7/10/2014 17:11	29.02	87.9	6.01	4.8	SR4	7/10/2014 23:11	28.88	83.6	5.71	4.8
SR4	7/10/2014 5:16	28.88	84.5	5.77	4.0	SR4	7/10/2014 11:16	28.94	84.6	5.80	3.8	SR4	7/10/2014 17:16	29.03	87.5	5.98	4.4	SR4	7/10/2014 23:16	28.87	84.4	5.77	4.9
SR4	7/10/2014 5:21	28.87	84.3	5.77	4.2	SR4	7/10/2014 11:21	28.93	84.5	5.79	4.4	SR4	7/10/2014 17:21	29.02	87.4	5.97	4.6	SR4	7/10/2014 23:21	28.87	84.3	5.74	6.5
SR4	7/10/2014 5:26	28.87	84.3	5.77	4.5	SR4	7/10/2014 11:26	28.93	84.4	5.78	6.0	SR4	7/10/2014 17:26	28.99	87.2	5.96	5.8	SR4	7/10/2014 23:26	28.87	84.4	5.77	4.5
SR4	7/10/2014 5:31	28.86	84.4	5.78	4.1	SR4	7/10/2014 11:31	28.94	84.3	5.77	5.7	SR4	7/10/2014 17:31	28.99	87.3	5.93	6.9	SR4	7/10/2014 23:31	28.87	84.5	5.78	4.6
SR4	7/10/2014 5:36	28.86	84.9	5.82	5.0	SR4	7/10/2014 11:36	28.95	84.6	5.79	5.0	SR4	7/10/2014 17:36	28.99	87.3	5.97	6.5	SR4	7/10/2014 23:36	28.87	83.9	5.74	4.8
SR4	7/10/2014 5:41	28.87	84.9	5.81	4.4	SR4	7/10/2014 11:41	28.95	84.5	5.79	4.4	SR4	7/10/2014 17:41	28.99	87.1	5.94	7.2	SR4	7/10/2014 23:41	28.87	83.8	5.74	4.6
SR4	7/10/2014 5:46	28.87	84.6	5.80	4.2	SR4	7/10/2014 11:46	28.97	84.8	5.81	4.2	SR4	7/10/2014 17:46	28.97	87.0	5.95	5.3	SR4	7/10/2014 23:46	28.87	83.4	5.71	4.6
SR4	7/10/2014 5:51	28.86	84.2	5.77	3.9	SR4	7/10/2014 11:51	29.00	84.6	5.79	3.9	SR4	7/10/2014 17:51	28.97	86.7	5.93	5.6	SR4	7/10/2014 23:51	28.87	83.3	5.71	4.6
SR4	7/10/2014 5:56	28.86	83.7	5.73	3.6	SR4	7/10/2014 11:56	29.04	84.8	5.80	2.9	SR4	7/10/2014 17:56	28.97	86.7	5.93	5.4	SR4	7/10/2014 23:56	28.87	84.0	5.74	4.6

Station	Timestamp	Temp (° C)	DO (%)	DO (mg/L)	Tur (NTU)	Station	Timestamp	Temp (° C)	DO (%)	DO (mg/L)	Tur (NTU)	Station	Timestamp	Temp (° C)	DO (%)	DO (mg/L)	Tur (NTU)	Station	Timestamp	Temp (°C)	DO (%)	DO (mg/L)	Tur (NTU)
SR5	7/10/2014 0:00	29.04	74.6	**4.83**	4.9	SR5	7/10/2014 6:00	28.94	72.5	**4.71**	5.6	SR5	7/10/2014 12:00	29.01	75.5	**4.89**	4.2	SR5	7/10/2014 18:00	29.04	76.7	**4.99**	3.9
SR5	7/10/2014 0:05	29.03	74.8	**4.85**	4.1	SR5	7/10/2014 6:05	28.94	72.4	**4.70**	5.4	SR5	7/10/2014 12:05	29.00	76.0	**4.92**	4.0	SR5	7/10/2014 18:05	29.06	76.1	**4.95**	3.3
SR5	7/10/2014 0:10	29.04	74.6	**4.83**	4.8	SR5	7/10/2014 6:10	28.94	72.6	**4.71**	5.6	SR5	7/10/2014 12:10	29.01	76.2	**4.93**	4.1	SR5	7/10/2014 18:10	29.05	76.2	**4.95**	3.8
SR5	7/10/2014 0:15	29.02	75.5	**4.90**	3.8	SR5	7/10/2014 6:15	28.95	72.2	**4.68**	5.8	SR5	7/10/2014 12:15	29.01	77.0	**4.99**	3.9	SR5	7/10/2014 18:15	29.04	76.1	**4.94**	4.0
SR5	7/10/2014 0:20	28.93	76.6	**4.98**	3.7	SR5	7/10/2014 6:20	28.96	72.0	**4.67**	5.5	SR5	7/10/2014 12:20	29.03	78.2	**5.07**	3.2	SR5	7/10/2014 18:20	29.04	76.4	**4.96**	4.6
SR5	7/10/2014 0:25	28.83	77.4	**5.05**	3.8	SR5	7/10/2014 6:25	28.95	71.8	**4.66**	5.9	SR5	7/10/2014 12:25	29.03	79.3	**5.15**	3.3	SR5	7/10/2014 18:25	29.03	75.7	**4.91**	4.9
SR5	7/10/2014 0:30	28.82	77.3	**5.05**	3.6	SR5	7/10/2014 6:30	28.94	71.5	**4.64**	5.1	SR5	7/10/2014 12:30	29.03	80.7	**5.24**	3.3	SR5	7/10/2014 18:30	29.04	73.5	**4.77**	4.1
SR5	7/10/2014 0:35	28.75	77.9	**5.10**	3.7	SR5	7/10/2014 6:35	28.94	71.7	**4.65**	5.0	SR5	7/10/2014 12:35	29.01	81.3	**5.29**	3.2	SR5	7/10/2014 18:35	29.04	74.2	**4.82**	3.8
SR5	7/10/2014 0:40	28.73	78.1	**5.11**	3.4	SR5	7/10/2014 6:40	28.95	71.7	**4.65**	5.1	SR5	7/10/2014 12:40	29.01	81.4	**5.30**	3.7	SR5	7/10/2014 18:40	29.03	73.8	**4.79**	5.0
SR5	7/10/2014 0:45	28.75	78.3	**5.12**	3.5	SR5	7/10/2014 6:45	28.95	71.3	**4.63**	4.8	SR5	7/10/2014 12:45	29.06	81.6	**5.30**	2.6	SR5	7/10/2014 18:45	29.03	74.5	**4.83**	5.3
SR5	7/10/2014 0:50	28.80	78.4	**5.13**	3.6	SR5	7/10/2014 6:50	28.96	71.3	**4.62**	5.3	SR5						SR5	7/10/2014 18:50	29.03	74.8	**4.84**	5.2
SR5	7/10/2014 0:55	28.90	77.8	**5.07**	3.7	SR5	7/10/2014 6:55	28.94	71.4	**4.63**	4.5	SR5						SR5	7/10/2014 18:55	29.03	74.2	**4.81**	5.0
SR5	7/10/2014 1:00	28.94	77.4	**5.05**	3.6	SR5	7/10/2014 7:00	28.93	71.2	**4.62**	4.5	SR5	7/10/2014 13:00	29.07	80.9	**5.25**	3.0	SR5	7/10/2014 19:00	29.03	73.5	**4.77**	4.9
SR5	7/10/2014 1:05	28.97	77.2	**5.03**	3.3	SR5	7/10/2014 7:05	28.96	71.5	**4.64**	5.0	SR5	7/10/2014 13:05	29.01	82.3	**5.35**	2.9	SR5	7/10/2014 19:05	29.02	73.5	**4.76**	5.1
SR5	7/10/2014 1:10	28.84	77.7	**5.08**	3.5	SR5	7/10/2014 7:10	28.95	71.3	**4.62**	4.9	SR5	7/10/2014 13:10	29.06	82.2	**5.34**	2.3	SR5	7/10/2014 19:10	29.01	74.0	**4.79**	6.3
SR5	7/10/2014 1:15	28.77	78.1	**5.11**	4.4	SR5	7/10/2014 7:15	28.94	70.8	**4.59**	4.9	SR5	7/10/2014 13:15	29.06	82.4	**5.37**	3.2	SR5	7/10/2014 19:15	29.01	74.1	**4.80**	6.7
SR5	7/10/2014 1:20	28.76	78.0	**5.11**	4.6	SR5	7/10/2014 7:20	28.95	71.0	**4.60**	5.6	SR5	7/10/2014 13:20	29.06	82.1	**5.34**	2.9	SR5	7/10/2014 19:20	29.01	74.3	**4.81**	7.1
SR5	7/10/2014 1:25	28.79	78.2	**5.12**	4.7	SR5	7/10/2014 7:25	28.89	69.7	**4.52**	4.2	SR5	7/10/2014 13:25	29.06	82.1	**5.34**	2.7	SR5	7/10/2014 19:25	29.01	73.9	**4.79**	6.2
SR5	7/10/2014 1:30	28.79	77.7	**5.09**	4.5	SR5	7/10/2014 7:30	28.95	71.1	**4.61**	4.8	SR5	7/10/2014 13:30	29.06	82.1	**5.34**	3.5	SR5	7/10/2014 19:30	29.01	73.5	**4.76**	5.8
SR5	7/10/2014 1:35	28.75	77.8	**5.10**	4.4	SR5	7/10/2014 7:35	28.93	71.0	**4.60**	4.9	SR5	7/10/2014 13:35	29.06	82.0	**5.33**	3.7	SR5	7/10/2014 19:35	29.00	74.7	**4.83**	6.9
SR5	7/10/2014 1:40	28.79	77.9	**5.10**	5.0	SR5	7/10/2014 7:40	28.94	71.1	**4.61**	4.8	SR5	7/10/2014 13:40	29.07	81.6	**5.31**	2.9	SR5	7/10/2014 19:40	29.00	74.3	**4.81**	7.4
SR5	7/10/2014 1:45	28.80	77.6	**5.08**	4.9	SR5	7/10/2014 7:45	28.96	71.4	**4.62**	5.8	SR5	7/10/2014 13:45	29.07	81.3	**5.29**	3.3	SR5	7/10/2014 19:45	29.00	74.3	**4.80**	6.6
SR5	7/10/2014 1:50	28.95	77.6	**5.07**	3.9	SR5	7/10/2014 7:50	28.96	71.6	**4.64**	5.0	SR5	7/10/2014 13:50	29.07	80.9	**5.26**	3.2	SR5	7/10/2014 19:50	29.00	73.8	**4.77**	6.2
SR5	7/10/2014 1:55	28.92	77.4	**5.06**	3.8	SR5	7/10/2014 7:55	28.97	70.6	**4.57**	5.3	SR5	7/10/2014 13:55	29.08	80.5	**5.24**	2.6	SR5	7/10/2014 19:55	29.00	73.3	**4.74**	**8.3**
SR5	7/10/2014 2:00	28.92	76.4	**4.99**	4.5	SR5	7/10/2014 8:00	28.94	70.6	**4.57**	5.5	SR5	7/10/2014 14:00	29.07	80.4	**5.23**	3.5	SR5	7/10/2014 20:00	28.99	73.6	**4.76**	7.3
SR5	7/10/2014 2:05	28.91	75.9	**4.96**	4.3	SR5	7/10/2014 8:05	28.93	69.3	**4.49**	4.6	SR5	7/10/2014 14:05	29.07	81.1	**5.28**	3.0	SR5	7/10/2014 20:05	29.00	73.0	**4.72**	6.5
SR5	7/10/2014 2:10	28.88	76.8	**5.03**	4.1	SR5	7/10/2014 8:10	28.88	69.7	**4.52**	4.1	SR5	7/10/2014 14:10	29.08	80.8	**5.26**	2.5	SR5	7/10/2014 20:10	28.99	72.7	**4.70**	6.6
SR5	7/10/2014 2:15	28.88	76.5	**5.00**	4.1	SR5	7/10/2014 8:15	28.91	68.7	**4.45**	4.7	SR5	7/10/2014 14:15	29.10	81.8	**5.32**	2.7	SR5	7/10/2014 20:15	28.99	72.5	**4.69**	5.7
SR5	7/10/2014 2:20	28.89	76.5	**5.00**	4.5	SR5	7/10/2014 8:20	28.92	68.5	**4.43**	4.1	SR5	7/10/2014 14:20	29.10	82.2	**5.35**	2.6	SR5	7/10/2014 20:20	28.99	72.7	**4.70**	5.9
SR5	7/10/2014 2:25	28.90	76.4	**5.00**	4.5	SR5	7/10/2014 8:25	28.94	69.8	**4.52**	4.8	SR5	7/10/2014 14:25	29.14	82.6	**5.37**	2.0	SR5	7/10/2014 20:25	28.98	72.3	**4.67**	5.6
SR5	7/10/2014 2:30	28.85	75.2	**4.92**	3.6	SR5	7/10/2014 8:30	28.97	71.6	**4.63**	4.0	SR5	7/10/2014 14:30	29.07	80.0	**5.21**	3.5	SR5	7/10/2014 20:30	28.99	72.5	**4.69**	5.7
SR5	7/10/2014 2:35	28.87	75.4	**4.93**	4.2	SR5	7/10/2014 8:35	28.97	71.6	**4.63**	4.7	SR5	7/10/2014 14:35	29.11	80.0	**5.20**	4.6	SR5	7/10/2014 20:35	28.98	72.0	**4.65**	5.5
SR5	7/10/2014 2:40	28.86	74.3	**4.86**	3.8	SR5	7/10/2014 8:40	28.97	71.4	**4.62**	4.8	SR5	7/10/2014 14:40	29.13	80.7	**5.25**	4.0	SR5	7/10/2014 20:40	28.99	72.2	**4.67**	5.7
SR5	7/10/2014 2:45	28.88	75.4	**4.93**	4.2	SR5	7/10/2014 8:45	28.95	70.7	**4.57**	4.3	SR5	7/10/2014 14:45	29.13	81.7	**5.32**	3.9	SR5	7/10/2014 20:45	28.99	72.6	**4.69**	6.2
SR5	7/10/2014 2:50	28.86	75.8	**4.96**	4.2	SR5	7/10/2014 8:50	28.96	71.0	**4.59**	5.2	SR5	7/10/2014 14:50	29.18	83.5	5.43	3.0	SR5	7/10/2014 20:50	28.99	72.2	**4.67**	5.6
SR5	7/10/2014 2:55	28.88	75.4	**4.93**	4.6	SR5	7/10/2014 8:55	28.96	71.1	**4.60**	4.7	SR5	7/10/2014 14:55	29.15	82.0	**5.34**	2.9	SR5	7/10/2014 20:55	28.99	72.5	**4.68**	6.4
SR5	7/10/2014 3:00	28.82	76.4	**5.00**	4.4	SR5	7/10/2014 9:00	28.97	70.9	**4.58**	5.7	SR5	7/10/2014 15:00	29.19	82.7	**5.38**	2.7	SR5	7/10/2014 21:00	28.99	72.2	**4.66**	5.7
SR5	7/10/2014 3:05	28.82	76.3	**5.00**	4.6	SR5	7/10/2014 9:05	28.97	71.0	**4.59**	4.3	SR5	7/10/2014 15:05	29.19	81.9	**5.33**	2.7	SR5	7/10/2014 21:05	28.98	73.3	**4.73**	6.4
SR5	7/10/2014 3:10	28.85	76.3	**5.00**	4.9	SR5	7/10/2014 9:10	28.97	71.2	**4.60**	5.1	SR5	7/10/2014 15:10	29.19	82.5	**5.37**	2.7	SR5	7/10/2014 21:10	28.98	72.5	**4.68**	5.6
SR5	7/10/2014 3:15	28.82	74.3	**4.87**	4.1	SR5	7/10/2014 9:15	28.98	70.6	**4.56**	4.6	SR5	7/10/2014 15:15	29.17	82.4	**5.36**	2.3	SR5	7/10/2014 21:15	28.98	70.6	**4.56**	5.4
SR5	7/10/2014 3:20	28.84	74.3	**4.86**	4.2	SR5	7/10/2014 9:20	28.98	70.7	**4.57**	4.3	SR5	7/10/2014 15:20	29.17	82.1	**5.34**	2.7	SR5	7/10/2014 21:20	28.98	72.8	**4.70**	6.4
SR5	7/10/2014 3:25	28.84	74.4	**4.87**	4.3	SR5	7/10/2014 9:25	28.97	70.7	**4.57**	4.5	SR5	7/10/2014 15:25	29.17	81.7	**5.32**	2.7	SR5	7/10/2014 21:25	28.98	73.0	**4.71**	5.8
SR5	7/10/2014 3:30	28.83	74.0	**4.84**	4.3	SR5	7/10/2014 9:30	28.97	71.2	**4.60**	5.4	SR5	7/10/2014 15:30	29.17	81.6	**5.31**	2.4	SR5	7/10/2014 21:30	28.98	73.5	**4.74**	6.2
SR5	7/10/2014 3:35	28.79	74.5	**4.88**	4.2	SR5	7/10/2014 9:35	28.97	71.1	**4.59**	5.1	SR5	7/10/2014 15:35	29.14	81.2	**5.28**	3.7	SR5	7/10/2014 21:35	28.98	73.0	**4.71**	5.0
SR5	7/10/2014 3:40	28.78	73.7	**4.83**	4.1	SR5	7/10/2014 9:40	28.97	71.0	**4.59**	4.1	SR5	7/10/2014 15:40	29.14	80.4	**5.23**	3.0	SR5	7/10/2014 21:40	28.98	73.4	**4.74**	5.5
SR5	7/10/2014 3:45	28.74	74.3	**4.87**	3.5	SR5	7/10/2014 9:45	28.96	71.8	**4.64**	5.3	SR5	7/10/2014 15:45	29.17	80.8	**5.25**	2.2	SR5	7/10/2014 21:45	28.98	73.3	**4.73**	5.0
SR5	7/10/2014 3:50	28.74	76.8	**5.04**	3.7	SR5	7/10/2014 9:50	28.96	71.7	**4.63**	4.8	SR5	7/10/2014 15:50	29.17	80.8	**5.26**	2.2	SR5	7/10/2014 21:50	28.97	72.2	**4.66**	4.8
SR5	7/10/2014 3:55	28.78	77.6	**5.09**	3.4	SR5	7/10/2014 9:55	28.96	72.6	**4.69**	5.7	SR5	7/10/2014 15:55	29.16	80.3	**5.23**	2.3	SR5	7/10/2014 21:55	28.97	72.8	**4.70**	4.8
SR5	7/10/2014 4:00	28.77	77.2	**5.06**	3.6	SR5	7/10/2014 10:00	28.97	71.6	**4.62**	4.5	SR5	7/10/2014 16:00	29.16	79.8	**5.19**	2.4	SR5	7/10/2014 22:00	28.97	72.7	**4.69**	5.6
SR5	7/10/2014 4:05	28.78	76.3	**5.00**	3.7	SR5	7/10/2014 10:05	28.93	74.8	**4.84**	4.1	SR5	7/10/2014 16:05	29.17	79.6	**5.18**	2.4	SR5	7/10/2014 22:05	28.97	72.1	**4.65**	5.1
SR5	7/10/2014 4:10	28.82	75.0	**4.91**	4.5	SR5	7/10/2014 10:10	28.93	75.2	**4.87**	4.8	SR5	7/10/2014 16:10	29.18	78.8	**5.12**	2.2	SR5	7/10/2014 22:10	28.97	73.0	**4.71**	5.4
SR5	7/10/2014 4:15	28.80	73.1	**4.79**	4.1	SR5	7/10/2014 10:15	28.93	75.4	**4.88**	4.6	SR5	7/10/2014 16:15	29.18	79.2	**5.15**	2.0	SR5	7/10/2014 22:15	28.98	72.7	**4.69**	5.5
SR5	7/10/2014 4:20	28.77	73.7	**4.83**	4.0	SR5	7/10/2014 10:20	28.93	75.3	**4.87**	4.2	SR5	7/10/2014 16:20	29.18	78.8	**5.13**	2.0	SR5	7/10/2014 22:20	28.98	72.7	**4.69**	5.2
SR5	7/10/2014 4:25	28.78	74.1	**4.86**	3.8	SR5	7/10/2014 10:25	28.94	75.2	**4.86**	4.3	SR5	7/10/2014 16:25	29.17	78.9	**5.13**	2.2	SR5	7/10/2014 22:25	28.97	73.1	**4.72**	5.6
SR5	7/10/2014 4:30	28.76	74.8	**4.90**	4.1	SR5	7/10/2014 10:30	28.94	75.1	**4.86**	4.0	SR5	7/10/2014 16:30	29.15	79.5	**5.17**	2.8	SR5	7/10/2014 22:30	28.97	72.1	**4.65**	5.0
SR5	7/10/2014 4:35	28.83	74.4	**4.87**	3.8	SR5	7/10/2014 10:35	28.95	74.8	**4.84**	5.1	SR5	7/10/2014 16:35	29.15	78.1	**5.08**	2.5	SR5	7/10/2014 22:35	28.97	72.3	**4.66**	5.0
SR5	7/10/2014 4:40	28.87	73.6	**4.81**	4.5	SR5	7/10/2014 10:40	28.95	75.0	**4.86**	5.8	SR5	7/10/2014 16:40	29.15	78.6	**5.11**	2.8	SR5	7/10/2014 22:40	28.96	73.2	**4.72**	5.1
SR5	7/10/2014 4:45	28.84	73.4	**4.80**	4.4	SR5	7/10/2014 10:45	28.96	75.4	**4.88**	4.4	SR5	7/10/2014 16:45	29.13	79.2	**5.16**	3.3	SR5	7/10/2014 22:45	28.97	72.6	**4.68**	6.0
SR5	7/10/2014 4:50	28.86	73.8	**4.82**	4.2	SR5	7/10/2014 10:50	28.95	75.3	**4.87**	4.3	SR5	7/10/2014 16:50	29.07	78.3	**5.10**	3.4	SR5	7/10/2014 22:50	28.93	76.4	**4.94**	5.9
SR5	7/10/2014 4:55	28.89	74.2	**4.85**	4.8	SR5	7/10/2014 10:55	28.97	75.6	**4.89**	4.2	SR5	7/10/2014 16:55	29.09	78.7	**5.12**	2.8	SR5	7/10/2014 22:55	28.93	76.6	**4.95**	5.3
SR5	7/10/2014 5:00	28.92	74.0	**4.83**	4.3	SR5	7/10/2014 11:00	28.97	75.7	**4.90**	3.9	SR5	7/10/2014 17:00	29.09	78.0	**5.08**	2.8	SR5	7/10/2014 23:00	28.93	76.5	**4.94**	5.4
SR5	7/10/2014 5:05	28.88	73.3	**4.79**	4.4	SR5	7/10/2014 11:05	28.98	75.8	**4.91**	3.0	SR5	7/10/2014 17:05	29.10	77.6	**5.05**	2.3	SR5	7/10/2014 23:05	28.92	76.1	**4.92**	5.4
SR5	7/10/2014 5:10	28.87	72.8	**4.76**	4.3	SR5	7/10/2014 11:10	28.97	75.4	**4.88**	3.6	SR5	7/10/2014 17:10	29.09	76.8	**5.00**	2.5	SR5	7/10/2014 23:10	28.92	76.2	**4.93**	5.7
SR5	7/10/2014 5:15	28.78	72.5	**4.75**	4.1	SR5	7/10/2014 11:15	29.00	75.8	**4.91**	2.9	SR5	7/10/2014 17:15	29.07	77.0	**5.01**	2.7	SR5	7/10/2014 23:15	28.92	76.2	**4.92**	6.1
SR5	7/10/2014 5:20	28.81	72.9	**4.77**	4.8	SR5	7/10/2014 11:20	28.99	75.2	**4.87**	4.5	SR5	7/10/2014 17:20	29.08	76.1	**4.95**	2.9	SR5	7/10/2014 23:20	28.93	76.0	**4.91**	6.4
SR5	7/10/2014 5:25	28.90	72.9	**4.75**	5.4	SR5	7/10/2014 11:25	28.99	74.9	**4.85**	4.2	SR5	7/10/2014 17:25	29.06	75.7	**4.92**	3.5	SR5	7/10/2014 23:25	28.92	76.1	**4.92**	5.8
SR5	7/10/2014 5:30	28.91	72.9	**4.75**	5.3	SR5	7/10/2014 11:30	28.98	74.7	**4.84**	6.2	SR5	7/10/2014 17:30	29.08	76.6	**4.98**	2.3	SR5	7/10/2014 23:30	28.92	76.2	**4.93**	5.4
SR5	7/10/2014 5:35	28.92	72.9	**4.75**	4.8	SR5	7/10/2014 11:35	28.98	74.8	**4.84**	4.8	SR5	7/10/2014 17:35	29.05	77.0	**5.02**	2.3	SR5	7/10/2014 23:35	28.91	76.7	**4.96**	4.8
SR5	7/10/2014 5:40	28.92	72.8	**4.73**	4.9	SR5	7/10/2014 11:40	29.02	75.8	**4.91**	3.1	SR5	7/10/2014 17:40	29.04	77.6	**5.05**	2.8	SR5	7/10/2014 23:40	28.93	76.5	**4.95**	5.2
SR5	7/10/2014 5:45	28.93	73.0	**4.74**	5.4	SR5	7/10/2014 11:45	29.01	75.1	**4.86**	4.3	SR5	7/10/2014 17:45	29.05	76.8	**5.00**	2.7	SR5	7/10/2014 23:45	28.91	76.4	**4.94**	3.6
SR5	7/10/2014 5:50	28.94	72.9	**4.73**	5.9	SR5	7/10/2014 11:50	29.00	75.8	**4.91**	3.7	SR5	7/10/2014 17:50	29.04	76.7	**4.99**	3.3	SR5	7/10/2014 23:50	28.94	76.5	**4.95**	4.8
SR5	7/10/2014 5:55	28.95	72.8	**4.72**	6.1	SR5	7/10/2014 11:55	29.00	75.8	**4.91**	4.4	SR5	7/10/2014 17:55	29.06	76.9	**5.00**	3.4	SR5	7/10/2014 23:55	28.91	76.7	**4.97**	3.8

Station	Timestamp	Temp (° C)	DO (%)	DO (mg/L)	Tur (NTU)	Station	Timestamp	Temp (° C)	DO (%)	DO (mg/L)	Tur (NTU)	Station	Timestamp	Temp (° C)	DO (%)	DO (mg/L)	Tur (NTU)	Station	Timestamp	Temp (°C)	DO (%)	DO (mg/L)	Tur (NTU)
SR9	7/10/2014 0:00	28.70	128.5	8.30	3.2	SR9	7/10/2014 6:00	28.40	94.6	6.15	**5.0**	SR9	7/10/2014 12:00	28.56	117.6	7.59	3.2	SR9	7/10/2014 18:00	28.71	112.2	7.21	**6.9**
SR9	7/10/2014 0:05	28.70	127.2	8.22	3.4	SR9	7/10/2014 6:05	28.40	95.4	6.20	4.5	SR9	7/10/2014 12:05	28.60	118.2	7.62	3.6	SR9	7/10/2014 18:05	28.69	111.8	7.19	**6.5**
SR9	7/10/2014 0:10	28.69	126.7	8.19	3.2	SR9	7/10/2014 6:10	28.40	94.5	6.14	4.4	SR9	7/10/2014 12:10	28.60	119.6	7.71	3.7	SR9	7/10/2014 18:10	28.66	110.5	7.10	**6.6**
SR9	7/10/2014 0:15	28.68	126.5	8.18	3.3	SR9	7/10/2014 6:15	28.42	94.4	6.14	4.5	SR9	7/10/2014 12:15	28.59	119.8	7.73	3.6	SR9	7/10/2014 18:15	28.68	109.1	7.01	**7.4**
SR9	7/10/2014 0:20	28.66	126.9	8.20	3.4	SR9	7/10/2014 6:20	28.39	94.0	6.12	4.7	SR9	7/10/2014 12:20	28.60	120.0	7.74	3.3	SR9	7/10/2014 18:20	28.70	108.7	6.99	**7.5**
SR9	7/10/2014 0:25	28.64	125.5	8.11	2.9	SR9	7/10/2014 6:25	28.38	93.8	6.10	4.5	SR9	7/10/2014 12:25	28.64	119.9	7.73	3.6	SR9	7/10/2014 18:25	28.68	108.0	6.94	**7.3**
SR9	7/10/2014 0:30	28.66	125.1	8.09	3.1	SR9	7/10/2014 6:30	28.42	93.4	6.07	4.7	SR9	7/10/2014 12:30	28.59	120.7	7.79	3.8	SR9	7/10/2014 18:30	28.69	108.1	6.95	**8.4**
SR9	7/10/2014 0:35	28.67	123.1	7.96	3.5	SR9	7/10/2014 6:35	28.39	93.4	6.07	**4.9**	SR9	7/10/2014 12:35	28.58	120.6	7.78	3.6	SR9	7/10/2014 18:35	28.65	107.9	6.95	**7.9**
SR9	7/10/2014 0:40	28.65	123.4	7.98	3.2	SR9	7/10/2014 6:40	28.39	92.9	6.03	**4.8**	SR9	7/10/2014 12:40	28.65	121.4	7.83	3.2	SR9	7/10/2014 18:40	28.66	108.7	6.99	**8.7**
SR9	7/10/2014 0:45	28.67	121.4	7.85	3.4	SR9	7/10/2014 6:45	28.48	91.1	**5.91**	**5.7**	SR9	7/10/2014 12:45	28.68	122.0	7.86	3.3	SR9	7/10/2014 18:45	28.65	107.7	6.93	**7.3**
SR9	7/10/2014 0:50	28.65	120.7	7.80	3.4	SR9	7/10/2014 6:50	28.38	91.7	**5.96**	**4.9**	SR9	7/10/2014 12:50	28.71	122.0	7.86	3.3	SR9	7/10/2014 18:50	28.62	107.2	6.91	**7.2**
SR9	7/10/2014 0:55	28.64	121.3	7.85	2.9	SR9	7/10/2014 6:55	28.38	92.9	6.04	**5.6**	SR9	7/10/2014 12:55	28.62	122.7	7.91	3.5	SR9	7/10/2014 18:55	28.58	110.1	7.09	**7.2**
SR9	7/10/2014 1:00	28.63	119.2	7.71	3.6	SR9	7/10/2014 7:00	28.35	93.1	6.05	**4.9**	SR9	7/10/2014 13:00	28.65	122.7	7.91	3.6	SR9	7/10/2014 19:00	28.62	108.4	6.98	**7.3**
SR9	7/10/2014 1:05	28.65	119.0	7.69	3.4	SR9	7/10/2014 7:05	28.34	92.8	6.03	**5.5**	SR9	7/10/2014 13:05	28.68	122.8	7.91	3.8	SR9	7/10/2014 19:05	28.53	110.8	7.15	**6.6**
SR9	7/10/2014 1:10	28.62	119.4	7.73	3.2	SR9	7/10/2014 7:10	28.34	92.7	6.03	**4.9**	SR9	7/10/2014 13:10	28.66	124.1	8.00	3.5	SR9	7/10/2014 19:10	28.56	109.5	7.06	**6.7**
SR9	7/10/2014 1:15	28.61	120.3	7.78	3.3	SR9	7/10/2014 7:15	28.39	92.1	5.99	**5.5**	SR9	7/10/2014 13:15	28.70	123.9	7.98	3.5	SR9	7/10/2014 19:15	28.56	109.2	7.04	**6.8**
SR9	7/10/2014 1:20	28.61	118.4	7.66	3.8	SR9	7/10/2014 7:20	28.37	91.6	**5.95**	**5.2**	SR9	7/10/2014 13:20	28.69	124.1	7.99	3.5	SR9	7/10/2014 19:20	28.53	109.5	7.06	**6.0**
SR9	7/10/2014 1:25	28.59	117.2	7.58	3.9	SR9	7/10/2014 7:25	28.40	91.6	**5.95**	**4.9**	SR9	7/10/2014 13:25	28.69	123.9	7.98	3.7	SR9	7/10/2014 19:25	28.50	110.1	7.11	**5.5**
SR9	7/10/2014 1:30	28.61	114.0	7.37	4.5	SR9	7/10/2014 7:30	28.41	90.7	**5.89**	**5.8**	SR9	7/10/2014 13:30	28.72	123.8	7.97	4.2	SR9	7/10/2014 19:30	28.51	108.4	7.00	**5.4**
SR9	7/10/2014 1:35	28.61	111.1	7.19	4.7	SR9	7/10/2014 7:35	28.44	90.4	**5.87**	**5.6**	SR9	7/10/2014 13:35	28.79	123.5	7.94	3.7	SR9	7/10/2014 19:35	28.52	107.8	6.95	**5.7**
SR9	7/10/2014 1:40	28.60	110.3	7.14	**4.9**	SR9	7/10/2014 7:40	28.42	90.8	**5.90**	**5.3**	SR9	7/10/2014 13:40	28.83	124.1	7.98	3.7	SR9	7/10/2014 19:40	28.57	104.5	6.74	**5.9**
SR9	7/10/2014 1:45	28.61	109.5	7.09	**4.9**	SR9	7/10/2014 7:45	28.38	90.9	**5.91**	4.7	SR9	7/10/2014 13:45	28.76	120.5	7.75	4.0	SR9	7/10/2014 19:45	28.62	104.8	6.75	**6.4**
SR9	7/10/2014 1:50	28.60	108.8	7.04	**4.9**	SR9	7/10/2014 7:50	28.37	90.4	**5.87**	**5.2**	SR9	7/10/2014 13:50	28.91	126.0	8.09	3.9	SR9	7/10/2014 19:50	28.53	105.8	6.82	**5.6**
SR9	7/10/2014 1:55	28.59	108.7	7.03	**4.8**	SR9	7/10/2014 7:55	28.36	91.2	**5.92**	**4.9**	SR9	7/10/2014 13:55	28.92	126.0	8.08	3.5	SR9	7/10/2014 19:55	28.49	108.4	7.00	**5.1**
SR9	7/10/2014 2:00	28.59	108.1	7.00	4.7	SR9	7/10/2014 8:00	28.35	91.1	**5.92**	**4.9**	SR9	7/10/2014 14:00	28.91	126.1	8.09	3.6	SR9	7/10/2014 20:00	28.58	106.0	6.83	**5.8**
SR9	7/10/2014 2:05	28.56	107.2	6.98	4.6	SR9	7/10/2014 8:05	28.38	91.4	**5.94**	**4.9**	SR9	7/10/2014 14:05	28.87	126.2	8.10	3.2	SR9	7/10/2014 20:05	28.48	107.0	6.91	**4.8**
SR9	7/10/2014 2:10	28.58	106.7	6.95	4.7	SR9	7/10/2014 8:10	28.38	91.8	**5.96**	**5.0**	SR9	7/10/2014 14:10	28.86	124.1	7.96	3.5	SR9	7/10/2014 20:10	28.57	104.1	6.71	**6.0**
SR9	7/10/2014 2:15	28.56	108.0	7.04	4.4	SR9	7/10/2014 8:15	28.38	91.9	5.97	**4.8**	SR9	7/10/2014 14:15	28.86	121.9	7.83	3.5	SR9	7/10/2014 20:15	28.56	107.3	6.92	**4.8**
SR9	7/10/2014 2:20	28.54	107.6	7.01	4.2	SR9	7/10/2014 8:20	28.36	92.7	6.02	**5.2**	SR9	7/10/2014 14:20	28.85	121.8	7.82	3.6	SR9	7/10/2014 20:20	28.50	108.7	7.02	**5.0**
SR9	7/10/2014 2:25	28.51	106.8	6.97	4.2	SR9	7/10/2014 8:25	28.37	91.5	**5.95**	**5.0**	SR9	7/10/2014 14:25	28.82	124.1	7.97	3.4	SR9	7/10/2014 20:25	28.50	108.9	7.03	**4.9**
SR9	7/10/2014 2:30	28.53	106.5	6.95	4.3	SR9	7/10/2014 8:30	28.36	92.0	5.98	4.5	SR9	7/10/2014 14:30	28.81	125.6	8.07	3.7	SR9	7/10/2014 20:30	28.48	108.8	7.03	**5.1**
SR9	7/10/2014 2:35	28.54	105.6	6.89	4.5	SR9	7/10/2014 8:35	28.27	96.8	6.31	4.1	SR9	7/10/2014 14:35	28.80	128.3	8.25	3.7	SR9	7/10/2014 20:35	28.50	108.3	6.99	**5.1**
SR9	7/10/2014 2:40	28.54	104.2	6.78	4.4	SR9	7/10/2014 8:40	28.23	99.9	6.52	3.5	SR9	7/10/2014 14:40	28.79	131.1	8.42	3.7	SR9	7/10/2014 20:40	28.45	108.1	6.98	4.7
SR9	7/10/2014 2:45	28.54	102.7	6.67	4.4	SR9	7/10/2014 8:45	28.22	100.6	6.56	3.6	SR9	7/10/2014 14:45	28.79	132.9	8.54	3.6	SR9	7/10/2014 20:45	28.47	107.3	6.93	**5.0**
SR9	7/10/2014 2:50	28.57	101.6	6.59	**4.8**	SR9	7/10/2014 8:50	28.23	101.2	6.60	4.5	SR9	7/10/2014 14:50	28.78	133.1	8.55	3.4	SR9	7/10/2014 20:50	28.46	108.8	7.02	4.4
SR9	7/10/2014 2:55	28.54	101.8	6.61	4.7	SR9	7/10/2014 8:55	28.23	101.1	6.59	3.8	SR9	7/10/2014 14:55	28.78	133.9	8.61	3.5	SR9	7/10/2014 20:55	28.51	108.5	7.00	**4.8**
SR9	7/10/2014 3:00	28.51	102.0	6.63	4.4	SR9	7/10/2014 9:00	28.24	101.0	6.59	3.9	SR9	7/10/2014 15:00	28.77	133.3	8.57	3.6	SR9	7/10/2014 21:00	28.48	108.6	7.00	**4.9**
SR9	7/10/2014 3:05	28.52	101.5	6.60	**5.2**	SR9	7/10/2014 9:05	28.24	100.4	6.54	4.0	SR9	7/10/2014 15:05	28.75	133.8	8.60	3.8	SR9	7/10/2014 21:05	28.50	108.7	7.01	**5.0**
SR9	7/10/2014 3:10	28.50	100.8	6.55	4.5	SR9	7/10/2014 9:10	28.25	100.7	6.57	4.0	SR9	7/10/2014 15:10	28.72	132.0	8.49	3.8	SR9	7/10/2014 21:10	28.48	108.7	7.02	**4.8**
SR9	7/10/2014 3:15	28.51	101.9	6.62	4.6	SR9	7/10/2014 9:15	28.25	100.8	6.57	4.0	SR9	7/10/2014 15:15	28.71	133.3	8.58	4.0	SR9	7/10/2014 21:15	28.49	108.5	7.00	**4.8**
SR9	7/10/2014 3:20	28.49	104.6	6.80	4.5	SR9	7/10/2014 9:20	28.23	101.0	6.58	4.0	SR9	7/10/2014 15:20	28.71	132.2	8.51	3.7	SR9	7/10/2014 21:20	28.46	108.3	6.99	4.1
SR9	7/10/2014 3:25	28.51	104.1	6.77	4.6	SR9	7/10/2014 9:25	28.25	101.8	6.64	3.8	SR9	7/10/2014 15:25	28.85	127.3	8.16	3.3	SR9	7/10/2014 21:25	28.48	107.7	6.95	4.5
SR9	7/10/2014 3:30	28.50	105.0	6.83	4.4	SR9	7/10/2014 9:30	28.26	101.3	6.60	3.8	SR9	7/10/2014 15:30	28.82	126.1	8.09	3.7	SR9	7/10/2014 21:30	28.50	107.5	6.94	**5.0**
SR9	7/10/2014 3:35	28.49	106.4	6.91	**4.9**	SR9	7/10/2014 9:35	28.24	102.0	6.65	**5.0**	SR9	7/10/2014 15:35	28.85	124.3	7.98	3.7	SR9	7/10/2014 21:35	28.47	107.1	6.91	4.6
SR9	7/10/2014 3:40	28.48	106.7	6.94	4.0	SR9	7/10/2014 9:40	28.26	101.7	6.63	3.9	SR9	7/10/2014 15:40	28.88	123.6	7.92	4.6	SR9	7/10/2014 21:40	28.47	106.9	6.89	4.2
SR9	7/10/2014 3:45	28.50	107.4	6.98	4.2	SR9	7/10/2014 9:45	28.27	102.5	6.68	4.0	SR9	7/10/2014 15:45	28.87	121.9	7.81	3.9	SR9	7/10/2014 21:45	28.47	107.5	6.93	4.1
SR9	7/10/2014 3:50	28.52	106.9	6.93	4.3	SR9	7/10/2014 9:50	28.27	102.6	6.69	3.9	SR9	7/10/2014 15:50	28.84	121.3	7.78	3.7	SR9	7/10/2014 21:50	28.45	107.7	6.95	4.3
SR9	7/10/2014 3:55	28.51	105.9	6.87	4.1	SR9	7/10/2014 9:55	28.28	102.4	6.67	4.1	SR9	7/10/2014 15:55	28.86	119.2	7.64	4.3	SR9	7/10/2014 21:55	28.45	107.9	6.97	4.4
SR9	7/10/2014 4:00	28.49	105.6	6.86	3.8	SR9	7/10/2014 10:00	28.29	103.1	6.72	4.1	SR9	7/10/2014 16:00	28.83	120.0	7.70	4.4	SR9	7/10/2014 22:00	28.45	107.7	6.95	4.3
SR9	7/10/2014 4:05	28.48	104.7	6.80	3.7	SR9	7/10/2014 10:05	28.30	103.1	6.71	3.7	SR9	7/10/2014 16:05	28.83	121.9	7.82	4.4	SR9	7/10/2014 22:05	28.43	108.0	6.97	4.1
SR9	7/10/2014 4:10	28.51	103.2	6.70	3.8	SR9	7/10/2014 10:10	28.31	103.8	6.76	4.2	SR9	7/10/2014 16:10	28.83	121.5	7.80	4.1	SR9	7/10/2014 22:10	28.45	107.9	6.96	4.3
SR9	7/10/2014 4:15	28.47	102.8	6.68	4.0	SR9	7/10/2014 10:15	28.31	103.4	6.73	4.1	SR9	7/10/2014 16:15	28.83	123.1	7.90	3.8	SR9	7/10/2014 22:15	28.44	106.5	6.88	4.0
SR9	7/10/2014 4:20	28.44	102.5	6.66	3.8	SR9	7/10/2014 10:20	28.33	104.3	6.79	3.9	SR9	7/10/2014 16:20	28.79	123.5	7.93	3.6	SR9	7/10/2014 22:20	28.43	106.2	6.86	4.0
SR9	7/10/2014 4:25	28.42	101.9	6.63	3.9	SR9	7/10/2014 10:25	28.33	104.3	6.78	4.1	SR9	7/10/2014 16:25	28.81	123.0	7.89	3.7	SR9	7/10/2014 22:25	28.42	106.1	6.85	4.0
SR9	7/10/2014 4:30	28.41	102.8	6.68	3.9	SR9	7/10/2014 10:30	28.33	103.7	6.77	4.1	SR9	7/10/2014 16:30	28.79	122.5	7.86	4.0	SR9	7/10/2014 22:30	28.43	106.6	6.89	4.1
SR9	7/10/2014 4:35	28.43	102.4	6.66	3.9	SR9	7/10/2014 10:35	28.35	104.6	6.81	4.3	SR9	7/10/2014 16:35	28.77	120.1	7.71	4.2	SR9	7/10/2014 22:35	28.39	105.9	6.85	3.9
SR9	7/10/2014 4:40	28.40	101.7	6.62	4.7	SR9	7/10/2014 10:40	28.35	103.6	6.74	4.5	SR9	7/10/2014 16:40	28.78	124.8	8.01	4.4	SR9	7/10/2014 22:40	28.40	106.4	6.87	3.6
SR9	7/10/2014 4:45	28.40	101.4	6.60	4.6	SR9	7/10/2014 10:45	28.36	104.0	6.77	4.0	SR9	7/10/2014 16:45	28.76	121.3	7.79	4.2	SR9	7/10/2014 22:45	28.31	107.5	6.96	4.3
SR9	7/10/2014 4:50	28.37	102.3	6.66	**4.8**	SR9	7/10/2014 10:50	28.38	103.5	6.73	3.9	SR9	7/10/2014 16:50	28.77	123.2	7.91	4.1	SR9	7/10/2014 22:50	28.26	107.7	6.98	4.5
SR9	7/10/2014 4:55	28.37	101.9	6.64	4.4	SR9	7/10/2014 10:55	28.40	102.3	6.65	4.7	SR9	7/10/2014 16:55	28.76	122.8	7.88	4.0	SR9	7/10/2014 22:55	28.23	108.9	7.07	4.3
SR9	7/10/2014 5:00	28.39	101.2	6.58	**5.0**	SR9	7/10/2014 11:00	28.41	106.4	6.92	4.0	SR9	7/10/2014 17:00	28.78	121.8	7.82	4.3	SR9	7/10/2014 23:00	28.23	109.6	7.11	3.8
SR9	7/10/2014 5:05	28.38	100.5	6.54	**5.0**	SR9	7/10/2014 11:05	28.42	106.7	6.93	4.0	SR9	7/10/2014 17:05	28.78	121.6	7.81	3.7	SR9	7/10/2014 23:05	28.24	110.1	7.15	4.2
SR9	7/10/2014 5:10	28.43	99.9	6.50	4.7	SR9	7/10/2014 11:10	28.44	105.4	6.84	4.2	SR9	7/10/2014 17:10	28.75	120.4	7.73	3.7	SR9	7/10/2014 23:10	28.24	110.2	7.15	3.9
SR9	7/10/2014 5:15	28.39	99.4	6.47	4.2	SR9	7/10/2014 11:15	28.45	107.9	7.01	4.2	SR9	7/10/2014 17:15	28.75	119.9	7.70	4.4	SR9	7/10/2014 23:15	28.25	110.3	7.16	3.5
SR9	7/10/2014 5:20	28.44	98.7	6.43	4.7	SR9	7/10/2014 11:20	28.47	113.1	7.34	4.2	SR9	7/10/2014 17:20	28.75	119.8	7.70	4.0	SR9	7/10/2014 23:20	28.27	110.6	7.17	4.1
SR9	7/10/2014 5:25	28.44	98.0	6.38	4.7	SR9	7/10/2014 11:25	28.47	114.8	7.45	3.9	SR9	7/10/2014 17:25	28.74	117.0	7.52	**4.9**	SR9	7/10/2014 23:25	28.28	110.7	7.18	3.9
SR9	7/10/2014 5:30	28.41	97.9	6.40	4.6	SR9	7/10/2014 11:30	28.50	115.3	7.49	3.6	SR9	7/10/2014 17:30	28.73	113.4	7.28	**4.8**	SR9	7/10/2014 23:30	28.28	109.9	7.12	3.7
SR9	7/10/2014 5:35	28.41	97.4	6.33	**4.9**	SR9	7/10/2014 11:35	28.51	115.8	7.52	3.5	SR9	7/10/2014 17:35	28.73	114.8	7.37	4.4	SR9	7/10/2014 23:35	28.31	109.8	7.12	3.3
SR9	7/10/2014 5:40	28.41	96.2	6.25	4.5	SR9	7/10/2014 11:40	28.52	116.2	7.54	3.9	SR9	7/10/2014 17:40	28.70	113.4	7.28	4.4	SR9	7/10/2014 23:40	28.31	109.8	7.11	3.4
SR9	7/10/2014 5:45	28.39	95.3	6.20	4.2	SR9						SR9	7/10/2014 17:45	28.71	113.1	7.26	4.7	SR9	7/10/2014 23:45	28.31	110.0	7.13	3.1
SR9	7/10/2014 5:50	28.43	95.9	6.22	4.7	SR9						SR9	7/10/2014 17:50	28.72	112.4	7.22	**5.0**	SR9	7/10/2014 23:50	28.33	110.5	7.15	3.5
SR9	7/10/2014 5:55	28.44	95.6	6.21	4.7	SR9						SR9	7/10/2014 17:55	28.71	112.6	7.23	**5.9**	SR9	7/10/2014 23:55	28.30	109.8	7.12	3.6

Station	Timestamp	Temp (° C)	DO (%)	DO (mg/L)	Tur (NTU)	Station	Timestamp	Temp (° C)	DO (%)	DO (mg/L)	Tur (NTU)	Station	Timestamp	Temp (° C)	DO (%)	DO (mg/L)	Tur (NTU)	Station	Timestamp	Temp (°C)	DO (%)	DO (mg/L)	Tur (NTU)
SR10	7/10/2014 0:00	28.91	76.4	**4.96**	2.8	SR10	7/10/2014 6:00	28.71	83.5	**5.45**	2.9	SR10	7/10/2014 12:00	28.85	85.8	**5.59**	1.3	SR10	7/10/2014 18:00	28.85	85.1	**5.46**	0.9
SR10	7/10/2014 0:05	28.90	73.5	**4.77**	2.9	SR10	7/10/2014 6:05	28.72	77.2	**5.04**	2.6	SR10	7/10/2014 12:05	28.83	85.3	**5.56**	2.1	SR10	7/10/2014 18:05	28.85	83.2	**5.34**	0.7
SR10	7/10/2014 0:10	28.89	74.4	**4.83**	2.9	SR10	7/10/2014 6:10	28.75	81.9	**5.33**	3.3	SR10	7/10/2014 12:10	28.87	86.1	**5.61**	1.3	SR10	7/10/2014 18:10	28.84	84.0	**5.40**	0.9
SR10	7/10/2014 0:15	28.88	75.3	**4.90**	2.6	SR10	7/10/2014 6:15	28.70	83.9	**5.47**	3.0	SR10	7/10/2014 12:15	28.87	86.2	**5.61**	1.4	SR10	7/10/2014 18:15	28.84	83.5	**5.36**	0.9
SR10	7/10/2014 0:20	28.90	70.1	**4.55**	2.8	SR10	7/10/2014 6:20	28.70	81.3	**5.31**	2.7	SR10	7/10/2014 12:20	28.87	85.6	**5.57**	1.5	SR10	7/10/2014 18:20	28.84	82.2	**5.28**	1.1
SR10	7/10/2014 0:25	28.91	70.8	**4.60**	2.6	SR10	7/10/2014 6:25	28.73	79.9	**5.21**	2.8	SR10	7/10/2014 12:25	28.87	83.9	**5.46**	1.4	SR10	7/10/2014 18:25	28.84	86.4	**5.55**	1.4
SR10	7/10/2014 0:30	28.90	68.6	**4.45**	2.7	SR10	7/10/2014 6:30	28.72	82.5	**5.38**	4.3	SR10	7/10/2014 12:30	28.87	85.1	**5.54**	2.0	SR10	7/10/2014 18:30	28.85	84.9	**5.46**	0.8
SR10	7/10/2014 0:35	28.91	68.6	**4.46**	2.4	SR10	7/10/2014 6:35	28.70	82.4	**5.38**	3.4	SR10	7/10/2014 12:35	28.87	84.6	**5.51**	1.5	SR10	7/10/2014 18:35	28.83	85.9	**5.52**	1.1
SR10	7/10/2014 0:40	28.89	70.6	**4.59**	2.4	SR10	7/10/2014 6:40	28.70	81.9	**5.35**	2.9	SR10	7/10/2014 12:40	28.86	83.5	**5.44**	1.6	SR10	7/10/2014 18:40	28.85	86.5	**5.56**	1.4
SR10	7/10/2014 0:45	28.90	68.4	**4.44**	2.5	SR10	7/10/2014 6:45	28.70	80.1	**5.23**	3.0	SR10	7/10/2014 12:45	28.89	86.0	**5.60**	1.3	SR10	7/10/2014 18:45	28.83	86.4	**5.55**	1.2
SR10	7/10/2014 0:50	28.90	68.6	**4.45**	2.5	SR10	7/10/2014 6:50	28.72	82.0	**5.35**	3.3	SR10	7/10/2014 12:50	28.90	86.5	**5.62**	1.5	SR10	7/10/2014 18:50	28.82	83.3	**5.36**	1.1
SR10	7/10/2014 0:55	28.90	68.7	**4.46**	2.6	SR10	7/10/2014 6:55	28.71	81.2	**5.30**	3.3	SR10	7/10/2014 12:55	28.97	86.9	**5.65**	1.3	SR10	7/10/2014 18:55	28.82	84.1	**5.40**	1.4
SR10	7/10/2014 1:00	28.86	70.4	**4.58**	2.4	SR10	7/10/2014 7:00	28.71	82.9	**5.41**	4.2	SR10	7/10/2014 13:00	28.96	86.3	**5.61**	1.7	SR10	7/10/2014 19:00	28.81	83.2	**5.35**	1.6
SR10	7/10/2014 1:05	28.87	71.4	**4.64**	2.4	SR10	7/10/2014 7:05	28.71	82.2	**5.36**	3.4	SR10	7/10/2014 13:05	28.94	86.6	**5.63**	1.2	SR10	7/10/2014 19:05	28.81	84.0	**5.40**	1.4
SR10	7/10/2014 1:10	28.89	69.1	**4.49**	2.5	SR10	7/10/2014 7:10	28.70	82.3	**5.37**	2.6	SR10	7/10/2014 13:10	28.95	86.5	**5.62**	1.6	SR10	7/10/2014 19:10	28.79	84.3	**5.42**	1.4
SR10	7/10/2014 1:15	28.84	69.8	**4.54**	2.4	SR10	7/10/2014 7:15	28.69	82.2	**5.37**	2.7	SR10	7/10/2014 13:15	28.94	86.0	**5.59**	1.6	SR10	7/10/2014 19:15	28.79	85.3	**5.49**	1.1
SR10	7/10/2014 1:20	28.79	78.9	**5.14**	2.7	SR10	7/10/2014 7:20	28.69	81.5	**5.32**	3.8	SR10	7/10/2014 13:20	28.93	85.9	**5.59**	1.7	SR10	7/10/2014 19:20	28.77	86.9	**5.59**	1.2
SR10	7/10/2014 1:25	28.79	82.8	**5.39**	2.6	SR10	7/10/2014 7:25	28.67	81.8	**5.35**	3.3	SR10	7/10/2014 13:25	28.93	85.8	**5.58**	1.7	SR10	7/10/2014 19:25	28.75	86.2	**5.55**	1.4
SR10	7/10/2014 1:30	28.80	83.0	**5.41**	2.6	SR10	7/10/2014 7:30	28.68	81.3	**5.31**	2.5	SR10	7/10/2014 13:30	28.92	86.1	**5.60**	1.7	SR10	7/10/2014 19:30	28.76	85.4	**5.50**	1.3
SR10	7/10/2014 1:35	28.82	83.6	**5.44**	2.8	SR10	7/10/2014 7:35	28.67	82.4	**5.38**	2.5	SR10	7/10/2014 13:35	28.91	85.7	**5.58**	1.9	SR10	7/10/2014 19:35	28.76	85.9	**5.53**	1.4
SR10	7/10/2014 1:40	28.77	83.6	**5.45**	3.4	SR10	7/10/2014 7:40	28.68	82.9	**5.41**	2.7	SR10	7/10/2014 13:40	28.90	85.7	**5.58**	1.9	SR10	7/10/2014 19:40	28.76	85.2	**5.48**	1.4
SR10	7/10/2014 1:45	28.72	83.8	**5.46**	2.7	SR10	7/10/2014 7:45	28.68	82.9	**5.41**	2.5	SR10	7/10/2014 13:45	28.89	85.8	**5.58**	1.7	SR10	7/10/2014 19:45	28.75	85.7	**5.51**	1.9
SR10	7/10/2014 1:50	28.75	84.0	**5.47**	3.1	SR10	7/10/2014 7:50	28.67	82.9	**5.41**	**10.7**	SR10	7/10/2014 13:50	28.89	85.5	**5.57**	1.8	SR10	7/10/2014 19:50	28.76	84.6	**5.45**	1.8
SR10	7/10/2014 1:55	28.83	85.3	**5.55**	2.9	SR10	7/10/2014 7:55	28.68	82.6	**5.39**	4.1	SR10	7/10/2014 13:55	28.90	85.9	**5.59**	2.5	SR10	7/10/2014 19:55	28.76	83.0	**5.34**	2.4
SR10	7/10/2014 2:00	28.85	85.3	**5.55**	3.2	SR10	7/10/2014 8:00	28.68	83.0	**5.42**	3.2	SR10	7/10/2014 14:00	28.88	85.6	**5.57**	2.2	SR10	7/10/2014 20:00	28.77	82.4	**5.30**	2.0
SR10	7/10/2014 2:05	28.81	85.3	**5.55**	2.9	SR10	7/10/2014 8:05	28.68	83.0	**5.42**	3.0	SR10	7/10/2014 14:05	28.88	85.2	**5.55**	2.6	SR10	7/10/2014 20:05	28.75	83.2	**5.35**	2.3
SR10	7/10/2014 2:10	28.82	84.6	**5.50**	3.6	SR10	7/10/2014 8:10	28.67	82.9	**5.41**	2.1	SR10	7/10/2014 14:10	28.90	85.5	**5.57**	2.2	SR10	7/10/2014 20:10	28.75	83.1	**5.35**	2.3
SR10	7/10/2014 2:15	28.82	83.9	**5.46**	4.0	SR10	7/10/2014 8:15	28.68	82.7	**5.40**	3.4	SR10	7/10/2014 14:15	28.88	85.8	**5.59**	2.0	SR10	7/10/2014 20:15	28.74	82.9	**5.34**	2.3
SR10	7/10/2014 2:20	28.82	83.1	**5.41**	**4.8**	SR10	7/10/2014 8:20	28.67	82.4	**5.38**	2.1	SR10	7/10/2014 14:20	28.89	85.7	**5.58**	2.9	SR10	7/10/2014 20:20	28.73	83.9	**5.40**	2.4
SR10	7/10/2014 2:25	28.80	84.5	**5.50**	3.9	SR10	7/10/2014 8:25	28.67	81.7	**5.34**	2.8	SR10	7/10/2014 14:25	28.88	86.1	**5.61**	1.7	SR10	7/10/2014 20:25	28.72	83.9	**5.40**	2.1
SR10	7/10/2014 2:30	28.76	84.7	**5.52**	4.0	SR10	7/10/2014 8:30	28.68	81.2	**5.30**	**6.2**	SR10	7/10/2014 14:30	28.88	86.0	**5.60**	1.7	SR10	7/10/2014 20:30	28.71	84.1	**5.42**	2.3
SR10	7/10/2014 2:35	28.79	84.9	**5.53**	**10.7**	SR10	7/10/2014 8:35	28.67	76.8	**5.01**	3.9	SR10	7/10/2014 14:35	28.88	86.2	**5.61**	1.7	SR10	7/10/2014 20:35	28.75	84.4	**5.43**	2.6
SR10	7/10/2014 2:40	28.81	84.9	**5.53**	**5.4**	SR10	7/10/2014 8:40	28.68	76.0	**4.96**	3.0	SR10	7/10/2014 14:40	28.88	85.9	**5.59**	1.6	SR10	7/10/2014 20:40	28.74	82.5	**5.31**	2.4
SR10	7/10/2014 2:45	28.81	85.1	**5.54**	4.7	SR10	7/10/2014 8:45	28.68	75.8	**4.95**	3.3	SR10	7/10/2014 14:45	28.87	86.2	**5.62**	1.8	SR10	7/10/2014 20:45	28.75	83.1	**5.35**	2.4
SR10	7/10/2014 2:50	28.83	84.6	**5.51**	4.2	SR10	7/10/2014 8:50	28.68	73.9	**4.82**	3.4	SR10	7/10/2014 14:50	28.87	86.3	**5.62**	1.7	SR10	7/10/2014 20:50	28.74	82.2	**5.29**	2.5
SR10	7/10/2014 2:55	28.79	84.9	**5.53**	3.9	SR10	7/10/2014 8:55	28.68	74.3	**4.85**	3.4	SR10	7/10/2014 14:55	28.88	86.2	**5.61**	1.5	SR10	7/10/2014 20:55	28.75	82.1	**5.29**	2.6
SR10	7/10/2014 3:00	28.78	84.7	**5.52**	3.0	SR10	7/10/2014 9:00	28.69	74.4	**4.86**	3.3	SR10	7/10/2014 15:00	28.88	86.2	**5.61**	1.6	SR10	7/10/2014 21:00	28.74	82.7	**5.32**	2.3
SR10	7/10/2014 3:05	28.75	84.4	**5.50**	3.1	SR10	7/10/2014 9:05	28.69	75.6	**4.93**	4.1	SR10	7/10/2014 15:05	28.89	88.9	**5.79**	1.5	SR10	7/10/2014 21:05	28.75	82.1	**5.28**	2.5
SR10	7/10/2014 3:10	28.79	84.7	**5.52**	3.1	SR10	7/10/2014 9:10	28.69	76.5	**4.99**	3.1	SR10	7/10/2014 15:10	28.88	86.1	**5.61**	1.8	SR10	7/10/2014 21:10	28.74	81.8	**5.27**	2.5
SR10	7/10/2014 3:15	28.81	84.4	**5.50**	3.9	SR10	7/10/2014 9:15	28.69	76.8	**5.01**	2.4	SR10	7/10/2014 15:15	28.89	89.9	**5.85**	1.4	SR10	7/10/2014 21:15	28.72	81.1	**5.22**	2.2
SR10	7/10/2014 3:20	28.81	84.5	**5.50**	3.7	SR10	7/10/2014 9:20	28.69	77.7	**5.08**	3.0	SR10	7/10/2014 15:20	28.89	88.6	**5.77**	1.1	SR10	7/10/2014 21:20	28.73	81.9	**5.28**	2.9
SR10	7/10/2014 3:25	28.71	82.9	**5.40**	3.0	SR10	7/10/2014 9:25	28.69	78.9	**5.15**	2.0	SR10	7/10/2014 15:25	28.88	88.7	**5.77**	1.3	SR10	7/10/2014 21:25	28.74	81.7	**5.26**	2.8
SR10	7/10/2014 3:30	28.75	84.5	**5.51**	3.4	SR10	7/10/2014 9:30	28.70	79.2	**5.17**	1.9	SR10	7/10/2014 15:30	28.88	87.8	**5.72**	2.0	SR10	7/10/2014 21:30	28.72	82.7	**5.32**	2.8
SR10	7/10/2014 3:35	28.75	83.5	**5.44**	3.6	SR10	7/10/2014 9:35	28.69	76.4	**4.99**	2.2	SR10	7/10/2014 15:35	28.88	87.0	**5.67**	1.4	SR10	7/10/2014 21:35	28.74	80.9	**5.21**	2.5
SR10	7/10/2014 3:40	28.73	83.7	**5.46**	3.1	SR10	7/10/2014 9:40	28.70	80.4	**5.25**	2.7	SR10						SR10	7/10/2014 21:40	28.74	80.2	**5.17**	3.0
SR10	7/10/2014 3:45	28.73	84.1	**5.48**	3.0	SR10	7/10/2014 9:45	28.70	81.0	**5.29**	3.3	SR10						SR10	7/10/2014 21:45	28.72	81.0	**5.22**	2.8
SR10	7/10/2014 3:50	28.72	83.9	**5.47**	3.8	SR10	7/10/2014 9:50	28.70	80.4	**5.25**	3.1	SR10						SR10	7/10/2014 21:50	28.72	81.8	**5.27**	2.6
SR10	7/10/2014 3:55	28.67	83.4	**5.44**	3.9	SR10	7/10/2014 9:55	28.70	80.4	**5.25**	3.6	SR10						SR10	7/10/2014 21:55	28.71	80.8	**5.21**	2.5
SR10	7/10/2014 4:00	28.77	84.8	**5.53**	3.5	SR10	7/10/2014 10:00	28.70	78.5	**5.12**	3.4	SR10						SR10	7/10/2014 22:00	28.72	82.2	**5.29**	3.2
SR10	7/10/2014 4:05	28.71	83.7	**5.45**	3.9	SR10	7/10/2014 10:05	28.72	81.2	**5.30**	4.1	SR10						SR10	7/10/2014 22:05	28.72	82.5	**5.31**	2.8
SR10	7/10/2014 4:10	28.71	83.2	**5.42**	3.6	SR10	7/10/2014 10:10	28.73	82.0	**5.35**	2.2	SR10						SR10	7/10/2014 22:10	28.74	83.2	**5.36**	3.2
SR10	7/10/2014 4:15	28.70	79.1	**5.16**	3.4	SR10	7/10/2014 10:15	28.74	84.3	**5.50**	2.8	SR10						SR10	7/10/2014 22:15	28.73	81.8	**5.26**	3.7
SR10	7/10/2014 4:20	28.71	78.9	**5.15**	3.7	SR10	7/10/2014 10:20	28.74	84.2	**5.50**	2.0	SR10	7/10/2014 16:20	28.89	89.3	**5.73**	0.9	SR10	7/10/2014 22:20	28.73	82.2	**5.30**	3.6
SR10	7/10/2014 4:25	28.70	82.0	**5.34**	2.8	SR10	7/10/2014 10:25	28.72	83.6	**5.46**	2.1	SR10	7/10/2014 16:25	28.91	89.1	**5.71**	1.5	SR10	7/10/2014 22:25	28.73	81.1	**5.23**	3.1
SR10	7/10/2014 4:30	28.69	82.8	**5.40**	2.6	SR10	7/10/2014 10:30	28.70	82.6	**5.39**	3.3	SR10	7/10/2014 16:30	28.90	89.2	**5.72**	1.2	SR10	7/10/2014 22:30	28.73	80.0	**5.15**	3.4
SR10	7/10/2014 4:35	28.66	81.0	**5.28**	2.3	SR10	7/10/2014 10:35	28.71	82.5	**5.39**	2.9	SR10	7/10/2014 16:35	28.89	89.1	**5.71**	0.9	SR10	7/10/2014 22:35	28.72	80.9	**5.21**	2.8
SR10	7/10/2014 4:40	28.70	81.7	**5.32**	2.1	SR10	7/10/2014 10:40	28.72	81.6	**5.32**	3.6	SR10	7/10/2014 16:40	28.86	88.6	**5.68**	1.6	SR10	7/10/2014 22:40	28.72	79.3	**5.11**	3.0
SR10	7/10/2014 4:45	28.70	81.6	**5.31**	2.4	SR10	7/10/2014 10:45	28.72	81.7	**5.33**	2.3	SR10	7/10/2014 16:45	28.87	87.9	**5.64**	1.6	SR10	7/10/2014 22:45	28.72	80.9	**5.21**	3.7
SR10	7/10/2014 4:50	28.72	82.2	**5.35**	2.5	SR10	7/10/2014 10:50	28.72	80.7	**5.27**	1.8	SR10	7/10/2014 16:50	28.87	87.1	**5.59**	1.0	SR10	7/10/2014 22:50	28.73	81.4	**5.24**	3.7
SR10	7/10/2014 4:55	28.70	82.0	**5.35**	3.0	SR10	7/10/2014 10:55	28.73	81.8	**5.34**	1.7	SR10	7/10/2014 16:55	28.86	88.0	**5.65**	1.3	SR10	7/10/2014 22:55	28.70	82.4	**5.31**	2.9
SR10	7/10/2014 5:00	28.69	80.8	**5.27**	2.5	SR10	7/10/2014 11:00	28.73	80.0	**5.22**	2.1	SR10	7/10/2014 17:00	28.87	87.4	**5.61**	2.1	SR10	7/10/2014 23:00	28.71	82.4	**5.31**	2.8
SR10	7/10/2014 5:05	28.73	82.1	**5.35**	3.4	SR10	7/10/2014 11:05	28.73	76.0	**4.96**	2.4	SR10	7/10/2014 17:05	28.85	85.9	**5.52**	1.3	SR10	7/10/2014 23:05	28.69	81.3	**5.24**	2.8
SR10	7/10/2014 5:10	28.71	81.0	**5.28**	2.9	SR10	7/10/2014 11:10	28.74	78.3	**5.11**	2.5	SR10	7/10/2014 17:10	28.85	80.9	**5.19**	0.9	SR10	7/10/2014 23:10	28.71	78.2	**5.04**	3.0
SR10	7/10/2014 5:15	28.75	80.3	**5.24**	3.3	SR10	7/10/2014 11:15	28.74	78.5	**5.12**	2.1	SR10	7/10/2014 17:15	28.83	80.3	**5.16**	1.2	SR10	7/10/2014 23:15	28.70	77.7	**5.01**	2.5
SR10	7/10/2014 5:20	28.75	81.3	**5.30**	3.7	SR10	7/10/2014 11:20	28.77	78.4	**5.11**	2.9	SR10	7/10/2014 17:20	28.83	87.0	**5.59**	0.7	SR10	7/10/2014 23:20	28.69	78.2	**5.04**	2.5
SR10	7/10/2014 5:25	28.76	81.5	**5.31**	4.3	SR10	7/10/2014 11:25	28.74	78.4	**5.12**	2.0	SR10	7/10/2014 17:25	28.82	87.0	**5.59**	0.9	SR10	7/10/2014 23:25	28.71	77.4	**4.99**	2.9
SR10	7/10/2014 5:30	28.76	81.8	**5.33**	3.7	SR10	7/10/2014 11:30	28.75	77.2	**5.03**	2.0	SR10	7/10/2014 17:30	28.82	85.8	**5.51**	1.0	SR10	7/10/2014 23:30	28.70	76.9	**4.95**	2.2
SR10	7/10/2014 5:35	28.76	78.4	**5.11**	3.6	SR10	7/10/2014 11:35	28.76	82.3	**5.37**	1.6	SR10	7/10/2014 17:35	28.83	81.8	**5.25**	0.7	SR10	7/10/2014 23:35	28.73	77.5	**4.99**	2.9
SR10	7/10/2014 5:40	28.74	79.9	**5.20**	2.8	SR10	7/10/2014 11:40	28.77	83.7	**5.46**	1.8	SR10	7/10/2014 17:40	28.86	86.3	**5.54**	0.7	SR10	7/10/2014 23:40	28.72	73.7	**4.74**	2.7
SR10	7/10/2014 5:45	28.75	82.2	**5.36**	3.3	SR10	7/10/2014 11:45	28.81	84.5	**5.51**	2.1	SR10	7/10/2014 17:45	28.85	86.3	**5.54**	0.7	SR10	7/10/2014 23:45	28.73	71.1	**4.58**	2.6
SR10	7/10/2014 5:50	28.73	83.0	**5.41**	3.3	SR10	7/10/2014 11:50	28.80	84.2	**5.49**	1.7	SR10	7/10/2014 17:50	28.84	86.4	**5.55**	0.7	SR10	7/10/2014 23:50	28.72	73.0	**4.70**	2.6
SR10	7/10/2014 5:55	28.74	82.6	**5.39**	3.5	SR10	7/10/2014 11:55	28.81	85.9	**5.59**	2.8	SR10	7/10/2014 17:55	28.85	85.3	**5.48**	0.8	SR10	7/10/2014 23:55	28.72	72.2	**4.65**	2.1

Station	Timestamp	Temp (° C)	DO (%)	DO (mg/L)	Tur (NTU)	Station	Timestamp	Temp (° C)	DO (%)	DO (mg/L)	Tur (NTU)	Station	Timestamp	Temp (° C)	DO (%)	DO (mg/L)	Tur (NTU)	Station	Timestamp	Temp (°C)	DO (%)	DO (mg/L)	Tur (NTU)
SR11	7/10/2014 0:00	28.86	69.0	4.53	1.1	SR11	7/10/2014 6:00	28.76	66.7	4.38	1.0	SR11	7/10/2014 12:00	28.73	70.3	4.63	1.2	SR11	7/10/2014 18:00	28.84	79.5	5.22	0.3
SR11	7/10/2014 0:05	28.86	67.9	4.46	0.7	SR11	7/10/2014 6:05	28.76	66.0	4.34	1.2	SR11	7/10/2014 12:05	28.71	73.1	4.82	0.4	SR11	7/10/2014 18:05	28.85	78.6	5.16	0.5
SR11	7/10/2014 0:10	28.84	69.1	4.53	0.7	SR11	7/10/2014 6:10	28.77	65.0	4.27	1.0	SR11	7/10/2014 12:10	28.68	74.8	4.93	0.5	SR11	7/10/2014 18:10	28.90	80.9	5.30	1.3
SR11	7/10/2014 0:15	28.88	66.4	4.34	0.9	SR11	7/10/2014 6:15	28.74	68.8	4.52	1.0	SR11	7/10/2014 12:15	28.67	75.2	4.95	0.4	SR11	7/10/2014 18:15	28.90	81.7	5.36	1.1
SR11	7/10/2014 0:20	28.88	66.7	4.38	1.0	SR11	7/10/2014 6:20	28.76	67.4	4.42	1.2	SR11	7/10/2014 12:20	28.72	73.1	4.81	0.7	SR11	7/10/2014 18:20	28.85	76.4	5.01	0.6
SR11	7/10/2014 0:25	28.85	68.8	4.51	0.4	SR11	7/10/2014 6:25	28.75	67.3	4.42	1.2	SR11	7/10/2014 12:25	28.74	70.6	4.65	0.5	SR11	7/10/2014 18:25	28.85	76.7	5.04	0.5
SR11	7/10/2014 0:30	28.87	67.0	4.39	1.1	SR11	7/10/2014 6:30	28.74	66.8	4.39	1.2	SR11	7/10/2014 12:30	28.72	72.7	4.79	0.6	SR11	7/10/2014 18:30	28.89	80.0	5.24	1.0
SR11	7/10/2014 0:35	28.82	70.7	4.63	0.4	SR11	7/10/2014 6:35	28.75	66.1	4.35	1.1	SR11	7/10/2014 12:35	28.71	74.5	4.91	1.0	SR11	7/10/2014 18:35	28.87	80.3	5.26	1.0
SR11	7/10/2014 0:40	28.86	72.2	4.73	0.5	SR11	7/10/2014 6:40	28.68	69.5	4.57	0.6	SR11	7/10/2014 12:40	28.81	73.8	4.86	3.8	SR11	7/10/2014 18:40	28.84	78.6	5.15	0.4
SR11	7/10/2014 0:45	28.86	72.6	4.76	0.5	SR11	7/10/2014 6:45	28.71	67.4	4.43	0.9	SR11	7/10/2014 12:45	28.72	75.6	4.98	0.5	SR11	7/10/2014 18:45	28.84	77.5	5.08	0.7
SR11	7/10/2014 0:50	28.84	74.4	4.87	0.3	SR11	7/10/2014 6:50	28.71	67.2	4.42	0.8	SR11	7/10/2014 12:50	28.75	75.5	4.96	1.5	SR11	7/10/2014 18:50	28.85	76.6	5.03	0.6
SR11	7/10/2014 0:55	28.85	73.2	4.80	0.3	SR11	7/10/2014 6:55	28.71	67.4	4.43	0.9	SR11	7/10/2014 12:55	28.78	74.5	4.90	1.6	SR11	7/10/2014 18:55	28.84	75.6	4.96	0.6
SR11	7/10/2014 1:00	28.89	68.8	4.51	0.8	SR11	7/10/2014 7:00	28.71	66.6	4.38	1.0	SR11	7/10/2014 13:00	28.76	76.2	5.02	0.8	SR11	7/10/2014 19:00	28.84	75.3	4.93	0.6
SR11	7/10/2014 1:05	28.86	69.3	4.54	0.7	SR11	7/10/2014 7:05	28.67	68.7	4.53	0.8	SR11	7/10/2014 13:05	28.75	77.0	5.07	1.2	SR11	7/10/2014 19:05	28.83	77.5	5.08	0.4
SR11	7/10/2014 1:10	28.86	69.8	4.57	0.5	SR11	7/10/2014 7:10	28.68	66.2	4.36	0.9	SR11	7/10/2014 13:10	28.73	76.9	5.07	1.2	SR11	7/10/2014 19:10	28.83	75.7	4.97	0.4
SR11	7/10/2014 1:15	28.84	69.6	4.56	0.4	SR11	7/10/2014 7:15	28.66	67.3	4.43	0.8	SR11	7/10/2014 13:15	28.74	77.3	5.08	0.6	SR11	7/10/2014 19:15	28.82	76.5	5.02	0.7
SR11	7/10/2014 1:20	28.85	69.1	4.53	0.5	SR11	7/10/2014 7:20	28.67	66.2	4.36	1.4	SR11	7/10/2014 13:20	28.76	75.9	5.00	1.1	SR11	7/10/2014 19:20	28.81	76.5	5.02	0.5
SR11	7/10/2014 1:25	28.83	69.8	4.57	0.5	SR11	7/10/2014 7:25	28.62	65.2	4.30	0.8	SR11	7/10/2014 13:25	28.74	76.3	5.02	1.1	SR11	7/10/2014 19:25	28.82	75.8	4.97	0.3
SR11	7/10/2014 1:30	28.81	69.0	4.53	0.4	SR11	7/10/2014 7:30	28.64	65.9	4.34	0.9	SR11	7/10/2014 13:30	28.84	75.2	4.94	2.1	SR11	7/10/2014 19:30	28.81	76.4	5.01	0.4
SR11	7/10/2014 1:35	28.78	70.5	4.62	0.4	SR11	7/10/2014 7:35	28.64	65.8	4.34	0.9	SR11	7/10/2014 13:35	28.79	74.5	4.90	1.0	SR11	7/10/2014 19:35	28.82	77.4	5.07	0.6
SR11	7/10/2014 1:40	28.76	73.9	4.85	0.1	SR11	7/10/2014 7:40	28.68	64.3	4.23	1.0	SR11	7/10/2014 13:40	28.79	75.6	4.98	0.7	SR11	7/10/2014 19:40	28.81	76.3	5.01	0.4
SR11	7/10/2014 1:45	28.76	72.6	4.76	0.2	SR11	7/10/2014 7:45	28.65	63.9	4.21	0.9	SR11	7/10/2014 13:45	28.80	75.2	4.95	1.8	SR11	7/10/2014 19:45	28.80	79.6	5.22	0.8
SR11	7/10/2014 1:50	28.75	73.6	4.83	0.2	SR11	7/10/2014 7:50	28.65	64.3	4.24	0.9	SR11	7/10/2014 13:50	28.79	76.6	5.03	0.5	SR11	7/10/2014 19:50	28.79	75.9	4.98	0.5
SR11	7/10/2014 1:55	28.76	72.4	4.75	0.2	SR11	7/10/2014 7:55	28.63	63.6	4.19	0.8	SR11	7/10/2014 13:55	28.78	78.8	5.19	1.6	SR11	7/10/2014 19:55	28.80	76.7	5.03	1.0
SR11	7/10/2014 2:00	28.75	73.6	4.83	0.3	SR11	7/10/2014 8:00	28.63	64.6	4.26	1.1	SR11	7/10/2014 14:00	28.78	77.0	5.07	0.6	SR11	7/10/2014 20:00	28.79	76.3	5.00	0.4
SR11	7/10/2014 2:05	28.77	72.3	4.74	0.3	SR11	7/10/2014 8:05	28.61	64.7	4.27	0.9	SR11	7/10/2014 14:05	28.80	79.6	5.23	1.3	SR11	7/10/2014 20:05	28.79	76.1	4.99	0.7
SR11	7/10/2014 2:10	28.76	70.3	4.61	0.2	SR11	7/10/2014 8:10	28.58	65.0	4.29	0.7	SR11	7/10/2014 14:10	28.77	80.5	5.30	0.2	SR11	7/10/2014 20:10	28.77	76.3	5.01	0.4
SR11	7/10/2014 2:15	28.79	70.8	4.63	0.5	SR11	7/10/2014 8:15	28.56	64.5	4.25	1.0	SR11	7/10/2014 14:15	28.76	80.5	5.29	0.3	SR11	7/10/2014 20:15	28.78	75.1	4.93	0.6
SR11	7/10/2014 2:20	28.79	70.9	4.65	0.4	SR11	7/10/2014 8:20	28.58	63.9	4.22	1.0	SR11	7/10/2014 14:20	28.86	77.6	5.10	2.4	SR11	7/10/2014 20:20	28.77	74.7	4.90	0.5
SR11	7/10/2014 2:25	28.78	70.3	4.61	0.3	SR11	7/10/2014 8:25	28.42	65.7	4.35	0.3	SR11	7/10/2014 14:25	28.78	81.8	5.38	0.3	SR11	7/10/2014 20:25	28.77	75.3	4.94	0.5
SR11	7/10/2014 2:30	28.79	70.5	4.62	0.2	SR11	7/10/2014 8:30	28.56	65.1	4.29	0.8	SR11	7/10/2014 14:30	28.83	77.4	5.09	2.0	SR11	7/10/2014 20:30	28.77	75.3	4.94	0.9
SR11	7/10/2014 2:35	28.83	66.9	4.38	0.7	SR11	7/10/2014 8:35	28.52	64.3	4.25	0.8	SR11	7/10/2014 14:35	28.82	82.0	5.38	1.3	SR11	7/10/2014 20:35	28.76	74.7	4.90	0.7
SR11	7/10/2014 2:40	28.86	67.9	4.45	0.8	SR11	7/10/2014 8:40	28.49	65.3	4.32	0.7	SR11	7/10/2014 14:40	28.80	81.7	5.37	0.3	SR11	7/10/2014 20:40	28.74	75.1	4.93	0.7
SR11	7/10/2014 2:45	28.83	70.0	4.59	0.5	SR11	7/10/2014 8:45	28.43	67.7	4.48	0.6	SR11	7/10/2014 14:45	28.86	83.2	5.46	0.7	SR11	7/10/2014 20:45	28.75	75.2	4.94	0.8
SR11	7/10/2014 2:50	28.85	65.2	4.27	1.3	SR11	7/10/2014 8:50	28.52	64.5	4.27	0.9	SR11	7/10/2014 14:50	28.83	81.8	5.38	0.4	SR11	7/10/2014 20:50	28.73	75.3	4.95	0.8
SR11	7/10/2014 2:55	28.79	74.4	4.87	0.6	SR11	7/10/2014 8:55	28.51	64.9	4.29	0.7	SR11	7/10/2014 14:55	28.81	81.8	5.38	2.4	SR11	7/10/2014 20:55	28.74	76.1	5.00	1.0
SR11	7/10/2014 3:00	28.79	74.2	4.86	0.6	SR11	7/10/2014 9:00	28.42	67.6	4.47	0.5	SR11	7/10/2014 15:00	28.79	81.6	5.37	0.2	SR11	7/10/2014 21:00	28.74	76.4	5.02	0.9
SR11	7/10/2014 3:05	28.78	73.5	4.82	0.4	SR11	7/10/2014 9:05	28.51	66.6	4.40	1.0	SR11	7/10/2014 15:05	28.81	81.6	5.37	0.4	SR11	7/10/2014 21:05	28.73	76.6	5.03	0.9
SR11	7/10/2014 3:10	28.80	71.9	4.71	0.6	SR11	7/10/2014 9:10	28.46	67.9	4.50	0.6	SR11	7/10/2014 15:10	28.83	82.2	5.40	0.3	SR11	7/10/2014 21:10	28.72	76.6	5.03	0.8
SR11	7/10/2014 3:15	28.79	71.3	4.67	0.8	SR11	7/10/2014 9:15	28.44	67.3	4.47	0.7	SR11	7/10/2014 15:15	28.87	82.3	5.41	0.3	SR11	7/10/2014 21:15	28.71	76.5	5.03	0.7
SR11	7/10/2014 3:20	28.79	73.0	4.78	0.6	SR11	7/10/2014 9:20	28.46	68.5	4.53	0.7	SR11	7/10/2014 15:20	28.91	83.4	5.48	0.9	SR11	7/10/2014 21:20	28.71	75.8	4.98	0.9
SR11	7/10/2014 3:25	28.79	71.7	4.70	0.7	SR11	7/10/2014 9:25	28.49	67.1	4.44	0.5	SR11	7/10/2014 15:25	28.87	82.6	5.42	0.5	SR11	7/10/2014 21:25	28.70	74.4	4.89	0.7
SR11	7/10/2014 3:30	28.80	69.2	4.53	1.1	SR11	7/10/2014 9:30	28.49	69.1	4.57	0.4	SR11	7/10/2014 15:30	28.89	82.6	5.42	0.9	SR11	7/10/2014 21:30	28.68	75.8	4.99	0.7
SR11	7/10/2014 3:35	28.78	71.7	4.70	1.1	SR11	7/10/2014 9:35	28.49	67.7	4.48	0.5	SR11	7/10/2014 15:35	28.87	81.5	5.35	0.7	SR11	7/10/2014 21:35	28.71	75.7	4.97	0.9
SR11	7/10/2014 3:40	28.77	70.8	4.64	1.0	SR11	7/10/2014 9:40	28.54	66.4	4.39	0.9	SR11	7/10/2014 15:40	28.88	81.8	5.37	0.3	SR11	7/10/2014 21:40	28.70	77.7	5.11	0.8
SR11	7/10/2014 3:45	28.78	69.6	4.56	1.1	SR11	7/10/2014 9:45	28.53	66.8	4.41	0.5	SR11	7/10/2014 15:45	28.91	83.5	5.48	0.7	SR11	7/10/2014 21:45	28.70	76.8	5.05	0.8
SR11	7/10/2014 3:50	28.76	69.9	4.58	0.8	SR11	7/10/2014 9:50	28.50	70.5	4.65	1.1	SR11	7/10/2014 15:50	28.87	78.8	5.18	0.4	SR11	7/10/2014 21:50	28.71	76.9	5.05	1.3
SR11	7/10/2014 3:55	28.77	68.7	4.50	0.8	SR11	7/10/2014 9:55	28.56	66.5	4.38	0.4	SR11	7/10/2014 15:55	28.89	82.1	5.38	0.4	SR11	7/10/2014 21:55	28.68	73.5	4.83	0.8
SR11	7/10/2014 4:00	28.78	68.8	4.51	0.8	SR11	7/10/2014 10:00	28.54	67.7	4.46	0.3	SR11	7/10/2014 16:00	28.94	83.3	5.46	2.3	SR11	7/10/2014 22:00	28.69	74.8	4.92	0.8
SR11	7/10/2014 4:05	28.79	68.7	4.50	0.7	SR11	7/10/2014 10:05	28.54	67.6	4.46	0.3	SR11	7/10/2014 16:05	28.88	80.5	5.28	0.3	SR11	7/10/2014 22:05	28.66	75.3	4.95	0.7
SR11	7/10/2014 4:10	28.79	64.9	4.25	0.8	SR11	7/10/2014 10:10	28.55	67.4	4.45	0.5	SR11	7/10/2014 16:10	28.89	82.8	5.43	0.4	SR11	7/10/2014 22:10	28.72	76.8	5.05	1.1
SR11	7/10/2014 4:15	28.80	66.5	4.36	0.7	SR11	7/10/2014 10:15	28.55	67.7	4.47	0.6	SR11	7/10/2014 16:15	28.89	81.2	5.33	0.5	SR11	7/10/2014 22:15	28.66	73.6	4.84	0.6
SR11	7/10/2014 4:20	28.81	68.2	4.47	0.7	SR11	7/10/2014 10:20	28.58	67.5	4.45	0.6	SR11	7/10/2014 16:20	28.88	81.2	5.33	0.3	SR11	7/10/2014 22:20	28.73	75.3	4.94	1.0
SR11	7/10/2014 4:25	28.81	67.9	4.45	0.7	SR11	7/10/2014 10:25	28.59	68.6	4.52	0.4	SR11	7/10/2014 16:25	28.88	80.8	5.30	0.4	SR11	7/10/2014 22:25	28.69	73.2	4.81	0.9
SR11	7/10/2014 4:30	28.82	66.7	4.37	1.1	SR11	7/10/2014 10:30	28.61	67.0	4.42	0.4	SR11	7/10/2014 16:30	28.87	81.5	5.35	0.3	SR11	7/10/2014 22:30	28.63	73.5	4.84	0.5
SR11	7/10/2014 4:35	28.80	67.2	4.41	0.8	SR11	7/10/2014 10:35	28.58	70.6	4.65	0.5	SR11	7/10/2014 16:35	28.87	81.2	5.33	0.4	SR11	7/10/2014 22:35	28.68	73.3	4.82	1.1
SR11	7/10/2014 4:40	28.79	67.3	4.41	0.7	SR11	7/10/2014 10:40	28.68	69.0	4.54	1.4	SR11	7/10/2014 16:40	28.86	75.6	4.96	0.4	SR11	7/10/2014 22:40	28.68	71.9	4.73	0.8
SR11	7/10/2014 4:45	28.81	61.9	4.06	1.2	SR11	7/10/2014 10:45	28.68	66.3	4.36	1.0	SR11	7/10/2014 16:45	28.86	77.4	5.08	0.5	SR11	7/10/2014 22:45	28.72	74.9	4.92	1.1
SR11	7/10/2014 4:50	28.79	65.8	4.31	1.1	SR11	7/10/2014 10:50	28.60	69.1	4.55	0.5	SR11	7/10/2014 16:50	28.86	77.2	5.07	0.4	SR11	7/10/2014 22:50	28.59	76.6	5.05	0.2
SR11	7/10/2014 4:55	28.78	67.9	4.45	1.1	SR11	7/10/2014 10:55	28.64	69.6	4.58	0.4	SR11	7/10/2014 16:55	28.84	74.1	4.87	0.4	SR11	7/10/2014 22:55	28.66	69.4	4.56	1.0
SR11	7/10/2014 5:00	28.81	66.4	4.35	1.5	SR11	7/10/2014 11:00	28.64	67.9	4.47	0.9	SR11	7/10/2014 17:00	28.84	73.1	4.80	0.3	SR11	7/10/2014 23:00	28.66	69.3	4.56	1.0
SR11	7/10/2014 5:05	28.77	68.1	4.46	1.0	SR11	7/10/2014 11:05	28.65	70.3	4.63	0.3	SR11	7/10/2014 17:05	28.84	70.0	4.60	0.5	SR11	7/10/2014 23:05	28.68	71.0	4.67	5.8
SR11	7/10/2014 5:10	28.74	68.9	4.52	1.1	SR11	7/10/2014 11:10	28.68	68.9	4.54	0.5	SR11	7/10/2014 17:10	28.85	71.1	4.66	0.7	SR11	7/10/2014 23:10	28.69	73.0	4.80	1.2
SR11	7/10/2014 5:15	28.74	69.8	4.58	0.6	SR11	7/10/2014 11:15	28.63	71.4	4.70	0.2	SR11	7/10/2014 17:15	28.83	70.7	4.64	0.7	SR11	7/10/2014 23:15	28.62	73.5	4.84	0.7
SR11	7/10/2014 5:20	28.73	68.4	4.49	1.0	SR11	7/10/2014 11:20	28.74	72.1	4.74	1.6	SR11	7/10/2014 17:20	28.84	74.9	4.92	0.6	SR11	7/10/2014 23:20	28.65	70.9	4.67	0.9
SR11	7/10/2014 5:25	28.72	68.6	4.49	0.7	SR11	7/10/2014 11:25	28.64	75.2	4.95	0.6	SR11	7/10/2014 17:25	28.85	75.8	4.98	0.8	SR11	7/10/2014 23:25	28.66	71.6	4.72	1.0
SR11	7/10/2014 5:30	28.72	68.8	4.51	0.8	SR11	7/10/2014 11:30	28.62	74.5	4.91	0.2	SR11	7/10/2014 17:30	28.83	77.2	5.07	0.5	SR11	7/10/2014 23:30	28.62	73.4	4.84	0.7
SR11	7/10/2014 5:35	28.73	67.9	4.46	0.9	SR11	7/10/2014 11:35	28.66	75.0	4.95	0.9	SR11	7/10/2014 17:35	28.83	78.2	5.14	0.4	SR11	7/10/2014 23:35	28.61	72.1	4.76	1.4
SR11	7/10/2014 5:40	28.72	69.5	4.56	0.8	SR11	7/10/2014 11:40	28.67	75.8	5.00	0.4	SR11	7/10/2014 17:40	28.83	77.2	5.07	0.6	SR11	7/10/2014 23:40	28.55	74.0	4.88	0.4
SR11	7/10/2014 5:45	28.72	68.5	4.50	0.7	SR11	7/10/2014 11:45	28.65	74.3	4.90	1.9	SR11	7/10/2014 17:45	28.83	80.6	5.30	0.4	SR11	7/10/2014 23:45	28.57	74.1	4.89	0.6
SR11	7/10/2014 5:50	28.72	69.3	4.54	0.8	SR11	7/10/2014 11:50	28.68	71.3	4.70	1.2	SR11	7/10/2014 17:50	28.85	78.1	5.13	0.8	SR11	7/10/2014 23:50	28.62	72.2	4.76	0.8
SR11	7/10/2014 5:55	28.72	70.1	4.60	1.1	SR11	7/10/2014 11:55	28.65	74.3	4.90	1.3	SR11	7/10/2014 17:55	28.84	78.4	5.15	0.4	SR11	7/10/2014 23:55	28.61	72.6	4.78	1.0

Station	Timestamp	Temp (° C)	DO (%)	DO (mg/L)	Tur (NTU)	Station	Timestamp	Temp (° C)	DO (%)	DO (mg/L)	Tur (NTU)	Station	Timestamp	Temp (° C)	DO (%)	DO (mg/L)	Tur (NTU)	Station	Timestamp	Temp (°C)	DO (%)	DO (mg/L)	Tur (NTU)
SR12	7/10/2014 0:01	29.02	63.9	4.14	7.6	SR12	7/10/2014 6:01	28.96	60.0	3.88	4.8	SR12	7/10/2014 12:01	28.99	65.4	4.23	6.0	SR12	7/10/2014 18:01	28.95	64.8	4.19	**11.4**
SR12	7/10/2014 0:06	29.02	63.6	4.12	7.4	SR12	7/10/2014 6:06	28.96	60.4	3.91	4.6	SR12	7/10/2014 12:06	28.96	65.9	4.27	7.6	SR12	7/10/2014 18:06	28.95	64.7	4.19	9.9
SR12	7/10/2014 0:11	29.02	63.6	4.12	7.7	SR12	7/10/2014 6:11	28.96	59.8	3.87	6.0	SR12	7/10/2014 12:11	28.96	65.5	4.24	7.4	SR12	7/10/2014 18:11	28.95	63.3	4.10	8.8
SR12	7/10/2014 0:16	29.02	63.3	4.10	7.4	SR12	7/10/2014 6:16	28.94	59.2	3.83	5.0	SR12	7/10/2014 12:16	28.96	65.8	4.26	7.2	SR12	7/10/2014 18:16	28.94	63.4	4.11	8.7
SR12	7/10/2014 0:21	29.02	63.7	4.13	7.7	SR12	7/10/2014 6:21	28.94	59.1	3.83	4.5	SR12	7/10/2014 12:21	28.97	65.4	4.24	8.1	SR12	7/10/2014 18:21	28.95	62.2	4.03	9.4
SR12	7/10/2014 0:26	29.03	63.3	4.10	7.4	SR12	7/10/2014 6:26	28.93	60.0	3.89	5.5	SR12	7/10/2014 12:26	28.98	64.9	4.20	8.3	SR12	7/10/2014 18:26	28.96	62.8	4.06	9.7
SR12	7/10/2014 0:31	29.02	63.5	4.11	7.2	SR12	7/10/2014 6:31	28.89	59.9	3.88	4.2	SR12	7/10/2014 12:31	28.98	65.5	4.24	**10.1**	SR12	7/10/2014 18:31	28.94	62.7	4.06	7.9
SR12	7/10/2014 0:36	29.03	63.9	4.14	7.7	SR12	7/10/2014 6:36	28.91	59.6	3.86	4.1	SR12	7/10/2014 12:36	28.97	66.4	4.30	9.3	SR12	7/10/2014 18:36	28.97	61.9	4.00	8.9
SR12	7/10/2014 0:41	29.02	64.5	4.18	6.8	SR12	7/10/2014 6:41	28.92	60.0	3.88	4.2	SR12	7/10/2014 12:41	28.97	66.0	4.28	8.8	SR12	7/10/2014 18:41	28.97	61.1	3.95	9.6
SR12	7/10/2014 0:46	29.02	64.8	4.19	7.7	SR12	7/10/2014 6:46	28.93	61.2	3.97	3.9	SR12	7/10/2014 12:46	28.98	66.8	4.33	9.7	SR12	7/10/2014 18:46	28.96	60.5	3.92	**11.1**
SR12	7/10/2014 0:51	29.03	64.1	4.15	8.1	SR12	7/10/2014 6:51	28.94	61.8	4.00	4.5	SR12	7/10/2014 12:51	28.97	68.7	4.45	8.6	SR12	7/10/2014 18:51	28.96	61.5	3.98	**11.6**
SR12	7/10/2014 0:56	29.02	63.1	4.09	7.2	SR12	7/10/2014 6:56	28.94	62.2	4.03	4.4	SR12	7/10/2014 12:56	28.98	68.4	4.43	**10.6**	SR12	7/10/2014 18:56	28.94	64.3	4.16	**16.6**
SR12	7/10/2014 1:01	29.03	62.8	4.07	6.8	SR12	7/10/2014 7:01	28.93	62.1	4.02	4.2	SR12	7/10/2014 13:01	28.99	67.8	4.39	**11.0**	SR12	7/10/2014 19:01	28.94	64.5	4.17	**19.4**
SR12	7/10/2014 1:06	29.02	64.1	4.15	7.8	SR12	7/10/2014 7:06	28.94	61.6	3.99	4.7	SR12	7/10/2014 13:06	29.00	67.9	4.39	**10.8**	SR12	7/10/2014 19:06	28.95	64.4	4.17	**16.9**
SR12	7/10/2014 1:11	29.03	64.7	4.19	7.8	SR12	7/10/2014 7:11	28.93	61.5	3.98	5.5	SR12	7/10/2014 13:11	29.00	68.4	4.42	**12.1**	SR12	7/10/2014 19:11	28.94	64.0	4.14	**14.8**
SR12	7/10/2014 1:16	29.03	65.1	4.22	9.4	SR12	7/10/2014 7:16	28.93	60.8	3.94	4.0	SR12	7/10/2014 13:16	29.00	69.0	4.46	**11.5**	SR12	7/10/2014 19:16	28.95	62.9	4.07	**16.9**
SR12	7/10/2014 1:21	29.03	64.5	4.18	8.9	SR12	7/10/2014 7:21	28.94	61.1	3.95	4.7	SR12	7/10/2014 13:21	29.00	69.0	4.47	**11.7**	SR12	7/10/2014 19:21	28.95	63.2	4.09	**21.2**
SR12	7/10/2014 1:26	29.02	64.9	4.20	7.8	SR12	7/10/2014 7:26	28.94	61.5	3.98	5.1	SR12	7/10/2014 13:26	29.00	69.1	4.47	**12.7**	SR12	7/10/2014 19:26	28.94	65.2	4.22	**26.4**
SR12	7/10/2014 1:31	29.01	65.6	4.25	8.6	SR12	7/10/2014 7:31	28.95	60.8	3.94	6.4	SR12	7/10/2014 13:31	29.01	69.1	4.47	**12.3**	SR12	7/10/2014 19:31	28.94	63.4	4.10	**22.5**
SR12	7/10/2014 1:36	29.01	65.3	4.23	8.3	SR12	7/10/2014 7:36	28.91	61.6	3.99	4.9	SR12	7/10/2014 13:36	29.01	69.6	4.50	**10.4**	SR12	7/10/2014 19:36	28.94	64.8	4.19	**26.0**
SR12	7/10/2014 1:41	29.00	65.6	4.25	8.9	SR12	7/10/2014 7:41	28.91	62.3	4.04	4.0	SR12	7/10/2014 13:41	29.00	70.1	4.53	**11.6**	SR12	7/10/2014 19:41	28.93	64.3	4.16	**21.8**
SR12	7/10/2014 1:46	29.00	65.9	4.27	8.8	SR12	7/10/2014 7:46	28.92	62.7	4.07	4.3	SR12	7/10/2014 13:46	29.00	70.6	4.57	**13.9**	SR12	7/10/2014 19:46	28.94	65.8	4.26	**24.9**
SR12	7/10/2014 1:51	29.00	65.0	4.21	8.3	SR12	7/10/2014 7:51	28.92	62.6	4.06	4.0	SR12	7/10/2014 13:51	29.00	69.8	4.51	**13.7**	SR12	7/10/2014 19:51	28.94	65.3	4.22	**27.3**
SR12	7/10/2014 1:56	29.00	64.9	4.20	8.7	SR12	7/10/2014 7:56	28.93	62.0	4.02	4.2	SR12	7/10/2014 13:56	29.00	69.7	4.51	**12.8**	SR12	7/10/2014 19:56	28.94	65.6	4.24	**28.0**
SR12	7/10/2014 2:01	29.00	64.3	4.17	8.4	SR12	7/10/2014 8:01	28.93	61.2	3.97	3.7	SR12	7/10/2014 14:01	28.99	70.8	4.58	9.5	SR12	7/10/2014 20:01	28.94	64.5	4.17	**24.6**
SR12	7/10/2014 2:06	29.00	64.3	4.17	8.9	SR12	7/10/2014 8:06	28.95	61.7	4.00	4.7	SR12	7/10/2014 14:06	28.99	71.0	4.59	**10.9**	SR12	7/10/2014 20:06	28.94	65.3	4.22	**26.8**
SR12	7/10/2014 2:11	28.99	64.7	4.19	8.8	SR12	7/10/2014 8:11	28.94	60.3	3.90	4.2	SR12	7/10/2014 14:11	29.00	71.3	4.61	9.0	SR12	7/10/2014 20:11	28.94	64.3	4.16	**25.9**
SR12	7/10/2014 2:16	28.98	65.2	4.23	8.5	SR12	7/10/2014 8:16	28.93	60.7	3.93	4.1	SR12	7/10/2014 14:16	28.99	71.5	4.63	9.0	SR12	7/10/2014 20:16	28.93	64.4	4.17	**20.9**
SR12	7/10/2014 2:21	28.98	65.7	4.26	9.2	SR12	7/10/2014 8:21	28.94	59.5	3.85	3.6	SR12	7/10/2014 14:21	29.00	71.8	4.64	9.0	SR12	7/10/2014 20:21	28.93	65.1	4.21	**21.2**
SR12	7/10/2014 2:26	28.97	65.8	4.26	8.9	SR12	7/10/2014 8:26	28.96	58.5	3.78	5.1	SR12	7/10/2014 14:26	29.00	71.5	4.62	9.1	SR12	7/10/2014 20:26	28.92	65.3	4.22	**17.6**
SR12	7/10/2014 2:31	28.97	65.3	4.23	8.4	SR12	7/10/2014 8:31	28.94	60.6	3.93	4.1	SR12	7/10/2014 14:31	29.00	71.6	4.63	9.0	SR12	7/10/2014 20:31	28.93	63.6	4.12	**17.7**
SR12	7/10/2014 2:36	28.97	65.8	4.26	8.1	SR12	7/10/2014 8:36	28.95	59.6	3.86	4.4	SR12	7/10/2014 14:36	29.00	71.5	4.63	8.7	SR12	7/10/2014 20:36	28.93	64.2	4.15	**18.1**
SR12	7/10/2014 2:41	28.97	65.3	4.23	7.3	SR12	7/10/2014 8:41	28.96	59.2	3.83	4.9	SR12	7/10/2014 14:41	29.00	71.5	4.62	9.2	SR12	7/10/2014 20:41	28.93	65.1	4.21	**16.3**
SR12	7/10/2014 2:46	28.97	63.3	4.10	7.5	SR12	7/10/2014 8:46	28.96	60.0	3.88	5.7	SR12	7/10/2014 14:46	29.00	71.7	4.64	9.0	SR12	7/10/2014 20:46	28.92	64.6	4.18	**13.6**
SR12	7/10/2014 2:51	28.97	63.7	4.13	7.7	SR12	7/10/2014 8:51	28.96	59.9	3.87	6.0	SR12	7/10/2014 14:51	28.99	71.4	4.62	8.3	SR12	7/10/2014 20:51	28.93	64.0	4.14	**14.1**
SR12	7/10/2014 2:56	28.96	64.8	4.20	8.3	SR12	7/10/2014 8:56	28.96	59.8	3.87	6.5	SR12	7/10/2014 14:56	28.99	71.9	4.65	8.9	SR12	7/10/2014 20:56	28.87	64.4	4.17	9.1
SR12	7/10/2014 3:01	28.96	65.3	4.23	6.7	SR12	7/10/2014 9:01	28.97	60.6	3.92	6.1	SR12	7/10/2014 15:01	28.99	71.6	4.63	8.2	SR12	7/10/2014 21:01	28.91	64.2	4.16	**12.1**
SR12	7/10/2014 3:06	28.96	65.2	4.22	6.6	SR12	7/10/2014 9:06	28.96	60.4	3.91	4.9	SR12	7/10/2014 15:06	28.98	71.0	4.59	7.6	SR12	7/10/2014 21:06	28.86	62.8	4.07	7.7
SR12	7/10/2014 3:11	28.95	65.3	4.23	6.3	SR12	7/10/2014 9:11	28.97	61.2	3.96	4.9	SR12	7/10/2014 15:11	29.00	71.7	4.63	**10.7**	SR12	7/10/2014 21:11	28.89	61.8	4.00	9.2
SR12	7/10/2014 3:16	28.95	65.0	4.22	5.8	SR12	7/10/2014 9:16	28.96	63.3	4.10	4.2	SR12	7/10/2014 15:16	29.00	71.4	4.62	9.3	SR12	7/10/2014 21:16	28.87	62.0	4.01	7.4
SR12	7/10/2014 3:21	28.95	64.9	4.21	5.4	SR12	7/10/2014 9:21	28.96	64.8	4.19	4.2	SR12	7/10/2014 15:21	28.99	70.9	4.59	7.0	SR12	7/10/2014 21:21	28.93	63.0	4.07	**10.6**
SR12	7/10/2014 3:26	28.95	64.9	4.20	6.4	SR12	7/10/2014 9:26	28.95	65.0	4.21	3.9	SR12	7/10/2014 15:26	28.95	70.8	4.58	5.7	SR12	7/10/2014 21:26	28.93	62.2	4.02	8.8
SR12	7/10/2014 3:31	28.95	64.4	4.17	5.6	SR12	7/10/2014 9:31	28.92	66.4	4.30	4.2	SR12	7/10/2014 15:31	28.98	70.3	4.55	6.7	SR12	7/10/2014 21:31	28.91	62.1	4.02	8.1
SR12	7/10/2014 3:36	28.94	65.0	4.21	6.0	SR12	7/10/2014 9:36	28.94	66.2	4.28	4.4	SR12	7/10/2014 15:36	28.98	70.6	4.57	6.1	SR12	7/10/2014 21:36	28.91	62.5	4.05	7.9
SR12	7/10/2014 3:41	28.95	64.6	4.19	6.8	SR12	7/10/2014 9:41	28.97	64.8	4.19	3.8	SR12	7/10/2014 15:41	28.98	70.8	4.58	5.6	SR12	7/10/2014 21:41	28.86	63.1	4.09	6.7
SR12	7/10/2014 3:46	28.95	64.2	4.16	7.3	SR12	7/10/2014 9:46	28.98	63.0	4.08	4.3	SR12	7/10/2014 15:46	28.98	70.1	4.53	7.3	SR12	7/10/2014 21:46	28.88	63.2	4.09	6.9
SR12	7/10/2014 3:51	28.94	65.4	4.24	6.5	SR12	7/10/2014 9:51	28.98	62.1	4.01	4.8	SR12	7/10/2014 15:51	28.98	69.2	4.48	6.3	SR12	7/10/2014 21:51	28.91	62.6	4.05	8.2
SR12	7/10/2014 3:56	28.95	64.4	4.17	7.5	SR12	7/10/2014 9:56	28.97	62.2	4.03	5.3	SR12	7/10/2014 15:56	28.97	69.6	4.50	5.4	SR12	7/10/2014 21:56	28.90	62.4	4.04	6.9
SR12	7/10/2014 4:01	28.96	63.9	4.14	8.3	SR12	7/10/2014 10:01	28.97	62.8	4.06	6.5	SR12	7/10/2014 16:01	28.99	69.3	4.48	6.2	SR12	7/10/2014 22:01	28.91	62.8	4.07	7.5
SR12	7/10/2014 4:06	28.95	63.9	4.14	8.1	SR12	7/10/2014 10:06	28.98	65.9	4.26	4.2	SR12	7/10/2014 16:06	28.99	68.8	4.45	6.6	SR12	7/10/2014 22:06	28.90	63.4	4.10	7.2
SR12	7/10/2014 4:11	28.95	63.7	4.13	6.9	SR12	7/10/2014 10:11	28.98	66.6	4.31	4.3	SR12	7/10/2014 16:11	29.00	69.2	4.48	6.6	SR12	7/10/2014 22:11	28.88	64.0	4.15	7.0
SR12	7/10/2014 4:16	28.96	62.9	4.07	7.0	SR12	7/10/2014 10:16	28.97	65.7	4.25	3.7	SR12	7/10/2014 16:16	29.00	69.8	4.51	6.7	SR12	7/10/2014 22:16	28.89	63.5	4.11	6.9
SR12	7/10/2014 4:21	28.96	63.0	4.08	6.7	SR12	7/10/2014 10:21	28.96	66.4	4.30	4.0	SR12	7/10/2014 16:21	29.00	69.7	4.51	7.5	SR12	7/10/2014 22:21	28.90	63.8	4.13	8.6
SR12	7/10/2014 4:26	28.95	62.9	4.07	7.2	SR12	7/10/2014 10:26	28.98	65.3	4.23	4.5	SR12	7/10/2014 16:26	28.99	69.3	4.48	7.1	SR12	7/10/2014 22:26	28.91	63.3	4.10	8.6
SR12	7/10/2014 4:31	28.94	62.7	4.06	5.5	SR12	7/10/2014 10:31	28.98	64.9	4.20	4.8	SR12	7/10/2014 16:31	28.99	68.8	4.45	6.3	SR12	7/10/2014 22:31	28.90	64.0	4.14	8.5
SR12	7/10/2014 4:36	28.95	62.4	4.04	5.8	SR12	7/10/2014 10:36	28.97	65.3	4.23	4.5	SR12	7/10/2014 16:36	28.99	69.0	4.46	6.2	SR12	7/10/2014 22:36	28.89	64.0	4.14	9.6
SR12	7/10/2014 4:41	28.95	61.3	3.97	5.5	SR12	7/10/2014 10:41	28.97	64.9	4.20	4.2	SR12	7/10/2014 16:41	28.99	68.4	4.42	6.8	SR12	7/10/2014 22:41	28.89	63.9	4.14	9.8
SR12	7/10/2014 4:46	28.95	61.8	4.00	5.4	SR12	7/10/2014 10:46	28.97	64.8	4.19	5.0	SR12	7/10/2014 16:46	28.99	67.5	4.37	7.3	SR12	7/10/2014 22:46	28.90	64.4	4.17	**11.7**
SR12	7/10/2014 4:51	28.96	61.7	4.00	5.7	SR12	7/10/2014 10:51	28.95	65.7	4.26	5.1	SR12	7/10/2014 16:51	28.99	67.4	4.36	7.2	SR12	7/10/2014 22:51	28.86	65.7	4.26	7.5
SR12	7/10/2014 4:56	28.96	61.4	3.97	**12.0**	SR12	7/10/2014 10:56	28.98	65.0	4.20	4.8	SR12	7/10/2014 16:56	28.99	67.2	4.35	7.6	SR12	7/10/2014 22:56	28.87	65.9	4.27	6.5
SR12	7/10/2014 5:01	28.96	60.5	3.92	6.7	SR12	7/10/2014 11:01	28.98	65.0	4.21	5.2	SR12	7/10/2014 17:01	29.00	65.8	4.26	7.9	SR12	7/10/2014 23:01	28.87	66.1	4.29	7.6
SR12	7/10/2014 5:06	28.97	60.9	3.94	5.7	SR12	7/10/2014 11:06	28.97	65.7	4.25	5.3	SR12	7/10/2014 17:06	28.99	65.8	4.26	8.2	SR12	7/10/2014 23:06	28.88	66.0	4.27	7.6
SR12	7/10/2014 5:11	28.96	60.2	3.90	5.3	SR12	7/10/2014 11:11	28.98	65.0	4.21	4.0	SR12	7/10/2014 17:11	28.99	65.8	4.26	8.2	SR12	7/10/2014 23:11	28.88	65.6	4.25	6.9
SR12	7/10/2014 5:16	28.95	60.2	3.90	5.7	SR12	7/10/2014 11:16	28.98	64.8	4.19	4.4	SR12	7/10/2014 17:16	28.98	66.4	4.29	9.5	SR12	7/10/2014 23:16	28.88	66.4	4.30	7.5
SR12	7/10/2014 5:21	28.95	61.2	3.96	5.4	SR12	7/10/2014 11:21	28.97	65.8	4.26	6.2	SR12	7/10/2014 17:21	28.98	66.5	4.30	9.7	SR12	7/10/2014 23:21	28.89	67.3	4.36	9.5
SR12	7/10/2014 5:26	28.95	60.4	3.91	5.1	SR12	7/10/2014 11:26	28.98	64.7	4.19	5.0	SR12	7/10/2014 17:26	28.97	66.7	4.32	**10.7**	SR12	7/10/2014 23:26	28.89	66.1	4.28	8.5
SR12	7/10/2014 5:31	28.95	61.2	3.96	4.6	SR12	7/10/2014 11:31	28.97	65.5	4.24	6.1	SR12	7/10/2014 17:31	28.98	66.4	4.30	**10.1**	SR12	7/10/2014 23:31	28.89	66.6	4.31	9.2
SR12	7/10/2014 5:36	28.96	61.1	3.95	5.0	SR12	7/10/2014 11:36	28.97	65.0	4.21	6.2	SR12	7/10/2014 17:36	28.98	65.5	4.24	9.5	SR12	7/10/2014 23:36	28.89	66.0	4.27	8.6
SR12	7/10/2014 5:41	28.96	60.1	3.89	5.8	SR12	7/10/2014 11:41	28.99	65.2	4.22	5.6	SR12	7/10/2014 17:41	28.98	65.9	4.26	**10.0**	SR12	7/10/2014 23:41	28.88	65.6	4.25	8.0
SR12	7/10/2014 5:46	28.97	60.7	3.92	6.2	SR12	7/10/2014 11:46	28.98	65.5	4.24	5.8	SR12	7/10/2014 17:46	28.97	66.1	4.28	8.7	SR12	7/10/2014 23:46	28.88	67.0	4.34	9.1
SR12	7/10/2014 5:51	28.97	61.3	3.96	5.1	SR12	7/10/2014 11:51	28.99	65.4	4.24	6.3	SR12	7/10/2014 17:51	28.97	65.9	4.26	9.0	SR12	7/10/2014 23:51	28.88	66.5	4.31	9.1
SR12	7/10/2014 5:56	28.94	61.0	3.95	4.5	SR12	7/10/2014 11:56	28.97	66.0	4.27	6.7	SR12	7/10/2014 17:56	28.96	65.3	4.22	9.6	SR12	7/10/2014 23:56	28.87	65.6	4.25	7.3

Station	Timestamp	Temp (° C)	DO (%)	DO (mg/L)	Tur (NTU)	Station	Timestamp	Temp (° C)	DO (%)	DO (mg/L)	Tur (NTU)	Station	Timestamp	Temp (° C)	DO (%)	DO (mg/L)	Tur (NTU)	Station	Timestamp	Temp (°C)	DO (%)	DO (mg/L)	Tur (NTU)
SR13	7/10/2014 0:00	29.00	60.8	**3.95**	3.7	SR13	7/10/2014 6:00	28.93	61.2	**3.98**	5.5	SR13	7/10/2014 12:00	28.90	64.8	**4.22**	2.3	SR13	7/10/2014 18:00	28.97	66.9	**4.36**	2.6
SR13	7/10/2014 0:05	28.99	59.9	**3.89**	3.1	SR13	7/10/2014 6:05	28.93	61.0	**3.97**	5.9	SR13	7/10/2014 12:05	28.96	66.4	**4.32**	1.4	SR13	7/10/2014 18:05	28.97	66.7	**4.34**	3.8
SR13	7/10/2014 0:10	28.99	59.9	**3.89**	3.0	SR13	7/10/2014 6:10	28.93	60.7	**3.95**	4.0	SR13	7/10/2014 12:10	28.95	66.0	**4.29**	1.3	SR13	7/10/2014 18:10	28.97	66.3	**4.32**	2.9
SR13	7/10/2014 0:15	28.98	60.1	**3.91**	4.6	SR13	7/10/2014 6:15	28.92	60.7	**3.96**	4.0	SR13	7/10/2014 12:15	28.95	66.2	**4.31**	1.6	SR13	7/10/2014 18:15	28.97	66.5	**4.33**	3.1
SR13	7/10/2014 0:20	29.00	61.1	**3.97**	7.3	SR13	7/10/2014 6:20	28.93	61.9	**4.03**	5.0	SR13	7/10/2014 12:20	28.94	65.9	**4.29**	1.8	SR13	7/10/2014 18:20	28.97	66.4	**4.32**	3.0
SR13	7/10/2014 0:25	28.99	60.9	**3.96**	7.6	SR13	7/10/2014 6:25	28.91	60.8	**3.97**	3.3	SR13	7/10/2014 12:25	28.88	61.2	**3.98**	2.5	SR13	7/10/2014 18:25	28.97	65.9	**4.29**	3.8
SR13	7/10/2014 0:30	28.99	61.4	**3.99**	6.0	SR13	7/10/2014 6:30	28.93	60.9	**3.97**	4.2	SR13	7/10/2014 12:30	28.85	59.9	**3.90**	2.2	SR13	7/10/2014 18:30	28.97	66.4	**4.32**	3.6
SR13	7/10/2014 0:35	28.99	59.8	**3.89**	5.3	SR13	7/10/2014 6:35	28.92	61.4	**4.00**	4.5	SR13	7/10/2014 12:35	28.91	64.0	**4.17**	1.5	SR13	7/10/2014 18:35	28.97	66.2	**4.31**	3.7
SR13	7/10/2014 0:40	28.99	60.1	**3.91**	5.9	SR13	7/10/2014 6:40	28.93	61.7	**4.02**	4.3	SR13	7/10/2014 12:40	28.92	64.9	**4.23**	1.6	SR13	7/10/2014 18:40	28.97	65.3	**4.25**	4.0
SR13	7/10/2014 0:45	28.99	60.1	**3.90**	6.8	SR13	7/10/2014 6:45	28.93	61.3	**4.00**	4.4	SR13	7/10/2014 12:45	28.91	64.2	**4.18**	2.0	SR13	7/10/2014 18:45	28.97	65.6	**4.27**	5.0
SR13	7/10/2014 0:50	28.99	59.8	**3.89**	5.4	SR13	7/10/2014 6:50	28.93	60.7	**3.95**	4.6	SR13	7/10/2014 12:50	28.89	63.9	**4.16**	3.2	SR13	7/10/2014 18:50	28.95	65.9	**4.29**	5.2
SR13	7/10/2014 0:55	28.98	58.8	**3.82**	4.9	SR13	7/10/2014 6:55	28.93	60.5	**3.94**	3.9	SR13	7/10/2014 12:55	28.89	63.5	**4.14**	3.8	SR13	7/10/2014 18:55	28.95	65.3	**4.25**	3.8
SR13	7/10/2014 1:00	28.99	59.6	**3.87**	4.2	SR13	7/10/2014 7:00	28.92	60.7	**3.95**	3.6	SR13	7/10/2014 13:00	28.89	64.0	**4.17**	4.8	SR13	7/10/2014 19:00	28.95	65.5	**4.26**	4.4
SR13	7/10/2014 1:05	28.96	55.4	**3.61**	2.5	SR13	7/10/2014 7:05	28.92	61.4	**4.00**	3.9	SR13	7/10/2014 13:05	28.90	63.5	**4.13**	3.7	SR13	7/10/2014 19:05	28.94	64.0	**4.17**	5.7
SR13	7/10/2014 1:10	28.98	57.5	**3.74**	3.3	SR13	7/10/2014 7:10	28.92	60.6	**3.95**	3.4	SR13	7/10/2014 13:10	28.90	63.4	**4.13**	3.2	SR13	7/10/2014 19:10	28.94	64.2	**4.18**	4.4
SR13	7/10/2014 1:15	28.97	58.1	**3.78**	3.7	SR13	7/10/2014 7:15	28.92	60.9	**3.97**	4.4	SR13	7/10/2014 13:15	28.89	63.7	**4.14**	3.7	SR13	7/10/2014 19:15	28.93	65.6	**4.27**	5.7
SR13	7/10/2014 1:20	28.97	60.0	**3.90**	**22.4**	SR13	7/10/2014 7:20	28.94	60.6	**3.95**	5.5	SR13	7/10/2014 13:20	28.90	64.4	**4.19**	5.1	SR13	7/10/2014 19:20	28.93	64.7	**4.21**	5.2
SR13	7/10/2014 1:25	28.95	62.6	**4.07**	9.9	SR13	7/10/2014 7:25	28.95	61.3	**3.99**	5.0	SR13	7/10/2014 13:25	28.89	62.2	**4.05**	6.2	SR13	7/10/2014 19:25	28.93	64.2	**4.18**	5.2
SR13	7/10/2014 1:30	28.95	61.3	**3.99**	10.3	SR13	7/10/2014 7:30	28.95	63.2	**4.11**	4.7	SR13	7/10/2014 13:30	28.90	64.1	**4.17**	4.5	SR13	7/10/2014 19:30	28.92	64.8	**4.22**	6.4
SR13	7/10/2014 1:35	28.95	62.0	**4.04**	12.7	SR13	7/10/2014 7:35	28.95	63.5	**4.13**	6.1	SR13	7/10/2014 13:35	28.89	63.6	**4.14**	5.6	SR13	7/10/2014 19:35	28.93	63.9	**4.16**	5.4
SR13	7/10/2014 1:40	28.95	62.2	**4.04**	12.0	SR13	7/10/2014 7:40	28.92	63.9	**4.15**	7.8	SR13	7/10/2014 13:40	28.89	62.8	**4.09**	6.8	SR13	7/10/2014 19:40	28.93	63.8	**4.15**	6.3
SR13	7/10/2014 1:45	28.95	62.3	**4.05**	12.4	SR13	7/10/2014 7:45	28.91	63.6	**4.14**	6.2	SR13	7/10/2014 13:45	29.04	65.4	**4.25**	3.0	SR13	7/10/2014 19:45	28.91	64.4	**4.19**	6.6
SR13	7/10/2014 1:50	28.95	61.7	**4.01**	10.2	SR13	7/10/2014 7:50	28.91	66.1	**4.30**	6.6	SR13	7/10/2014 13:50	29.06	67.0	**4.35**	2.5	SR13	7/10/2014 19:50	28.90	65.5	**4.26**	6.9
SR13	7/10/2014 1:55	28.95	62.2	**4.05**	12.2	SR13	7/10/2014 7:55	28.91	64.4	**4.19**	6.0	SR13	7/10/2014 13:55	29.03	66.6	**4.33**	2.4	SR13	7/10/2014 19:55	28.92	63.8	**4.15**	4.7
SR13	7/10/2014 2:00	28.95	62.4	**4.06**	8.3	SR13	7/10/2014 8:00	28.90	65.3	**4.25**	6.0	SR13	7/10/2014 14:00	29.04	66.2	**4.30**	2.3	SR13	7/10/2014 20:00	28.90	64.3	**4.19**	5.0
SR13	7/10/2014 2:05	28.95	61.5	**4.00**	6.9	SR13	7/10/2014 8:05	28.91	64.8	**4.22**	6.5	SR13	7/10/2014 14:05	29.03	65.6	**4.27**	2.0	SR13	7/10/2014 20:05	28.91	64.1	**4.17**	4.1
SR13	7/10/2014 2:10	28.94	62.5	**4.07**	7.5	SR13	7/10/2014 8:10	28.91	64.5	**4.19**	6.7	SR13	7/10/2014 14:10	29.02	65.1	**4.23**	2.1	SR13	7/10/2014 20:10	28.92	64.3	**4.18**	6.0
SR13	7/10/2014 2:15	28.94	62.2	**4.05**	6.0	SR13	7/10/2014 8:15	28.89	72.6	**4.72**	**19.3**	SR13	7/10/2014 14:15	29.02	65.8	**4.28**	1.9	SR13	7/10/2014 20:15	28.92	63.9	**4.16**	4.2
SR13	7/10/2014 2:20	28.94	62.0	**4.04**	5.7	SR13	7/10/2014 8:20	28.90	73.8	**4.81**	**18.3**	SR13	7/10/2014 14:20	29.01	65.9	**4.28**	2.0	SR13	7/10/2014 20:20	28.90	64.2	**4.18**	4.0
SR13	7/10/2014 2:25	28.94	61.7	**4.02**	6.0	SR13	7/10/2014 8:25	28.90	68.3	**4.45**	6.8	SR13	7/10/2014 14:25	29.01	65.4	**4.25**	2.1	SR13	7/10/2014 20:25	28.88	64.3	**4.19**	3.4
SR13	7/10/2014 2:30	28.92	62.7	**4.08**	5.0	SR13	7/10/2014 8:30	28.90	66.7	**4.34**	7.8	SR13	7/10/2014 14:30	29.00	65.2	**4.24**	2.5	SR13	7/10/2014 20:30	28.87	65.0	**4.23**	3.8
SR13	7/10/2014 2:35	28.91	63.8	**4.16**	4.8	SR13	7/10/2014 8:35	28.90	66.9	**4.35**	8.3	SR13	7/10/2014 14:35	29.00	64.5	**4.20**	1.6	SR13	7/10/2014 20:35	28.88	64.6	**4.21**	3.4
SR13	7/10/2014 2:40	28.91	63.7	**4.15**	3.6	SR13	7/10/2014 8:40	28.90	66.5	**4.32**	6.6	SR13	7/10/2014 14:40	28.99	64.8	**4.22**	2.8	SR13	7/10/2014 20:40	28.90	64.1	**4.18**	3.4
SR13	7/10/2014 2:45	28.91	64.8	**4.23**	8.3	SR13	7/10/2014 8:45	28.90	66.1	**4.30**	6.8	SR13	7/10/2014 14:45	29.00	66.4	**4.32**	4.7	SR13	7/10/2014 20:45	28.91	63.8	**4.16**	3.0
SR13	7/10/2014 2:50	28.93	65.0	**4.24**	6.1	SR13	7/10/2014 8:50	28.90	65.8	**4.28**	6.4	SR13	7/10/2014 14:50	29.00	66.0	**4.29**	2.8	SR13	7/10/2014 20:50	28.88	64.8	**4.22**	5.3
SR13	7/10/2014 2:55	28.92	64.2	**4.18**	5.3	SR13	7/10/2014 8:55	28.90	65.8	**4.28**	5.2	SR13	7/10/2014 14:55	28.99	66.0	**4.29**	3.4	SR13	7/10/2014 20:55	28.88	64.3	**4.19**	5.2
SR13	7/10/2014 3:00	28.92	63.6	**4.15**	5.7	SR13	7/10/2014 9:00	28.90	66.0	**4.30**	5.5	SR13	7/10/2014 15:00	28.99	65.8	**4.28**	3.3	SR13	7/10/2014 21:00	28.90	64.0	**4.17**	7.8
SR13	7/10/2014 3:05	28.92	63.1	**4.11**	4.0	SR13	7/10/2014 9:05	28.88	65.4	**4.26**	3.7	SR13	7/10/2014 15:05	28.99	65.2	**4.24**	3.4	SR13	7/10/2014 21:05	28.90	64.4	**4.19**	7.7
SR13	7/10/2014 3:10	28.93	64.5	**4.20**	3.7	SR13	7/10/2014 9:10	28.88	65.3	**4.25**	3.7	SR13	7/10/2014 15:10	28.99	65.7	**4.27**	4.0	SR13	7/10/2014 21:10	28.90	64.5	**4.20**	8.3
SR13	7/10/2014 3:15	28.92	64.1	**4.18**	3.1	SR13	7/10/2014 9:15	28.87	65.1	**4.24**	3.3	SR13	7/10/2014 15:15	28.99	65.9	**4.29**	4.1	SR13	7/10/2014 21:15	28.90	63.8	**4.15**	5.5
SR13	7/10/2014 3:20	28.92	64.2	**4.18**	3.6	SR13	7/10/2014 9:20	28.88	65.0	**4.23**	5.0	SR13	7/10/2014 15:20	28.99	66.4	**4.32**	3.2	SR13	7/10/2014 21:20	28.90	63.2	**4.12**	5.0
SR13	7/10/2014 3:25	28.90	64.1	**4.18**	2.8	SR13	7/10/2014 9:25	28.88	65.4	**4.26**	2.8	SR13	7/10/2014 15:25	29.00	67.1	**4.37**	2.6	SR13	7/10/2014 21:25	28.90	62.8	**4.09**	4.7
SR13	7/10/2014 3:30	28.86	64.7	**4.22**	3.4	SR13	7/10/2014 9:30	28.88	65.1	**4.24**	3.0	SR13	7/10/2014 15:30	29.00	66.8	**4.34**	2.6	SR13	7/10/2014 21:30	28.89	63.5	**4.14**	4.9
SR13	7/10/2014 3:35	28.90	64.4	**4.20**	3.3	SR13	7/10/2014 9:35	28.88	64.8	**4.22**	3.0	SR13	7/10/2014 15:35	28.99	66.8	**4.35**	2.9	SR13	7/10/2014 21:35	28.90	63.3	**4.12**	4.9
SR13	7/10/2014 3:40	28.90	64.0	**4.18**	2.8	SR13	7/10/2014 9:40	28.89	64.7	**4.21**	3.5	SR13	7/10/2014 15:40	29.00	66.8	**4.34**	2.5	SR13	7/10/2014 21:40	28.89	64.3	**4.19**	4.7
SR13	7/10/2014 3:45	28.91	64.3	**4.19**	3.1	SR13	7/10/2014 9:45	28.88	64.6	**4.20**	2.9	SR13	7/10/2014 15:45	28.99	66.2	**4.31**	2.6	SR13	7/10/2014 21:45	28.89	64.0	**4.17**	4.9
SR13	7/10/2014 3:50	28.90	64.2	**4.18**	2.7	SR13	7/10/2014 9:50	28.86	66.4	**4.33**	2.0	SR13	7/10/2014 15:50	29.00	67.0	**4.36**	2.8	SR13	7/10/2014 21:50	28.90	63.2	**4.11**	4.7
SR13	7/10/2014 3:55	28.90	64.0	**4.17**	3.4	SR13	7/10/2014 9:55	28.88	66.3	**4.32**	2.3	SR13	7/10/2014 15:55	29.00	66.6	**4.34**	2.3	SR13	7/10/2014 21:55	28.90	63.6	**4.14**	4.4
SR13	7/10/2014 4:00	28.91	63.8	**4.16**	3.1	SR13	7/10/2014 10:00	28.88	65.7	**4.28**	2.2	SR13	7/10/2014 16:00	29.00	66.5	**4.33**	2.0	SR13	7/10/2014 22:00	28.90	63.1	**4.11**	3.8
SR13	7/10/2014 4:05	28.91	63.9	**4.17**	3.1	SR13	7/10/2014 10:05	28.86	66.1	**4.31**	2.2	SR13	7/10/2014 16:05	29.00	66.5	**4.33**	2.2	SR13	7/10/2014 22:05	28.90	63.7	**4.15**	4.3
SR13	7/10/2014 4:10	28.91	63.3	**4.13**	3.2	SR13	7/10/2014 10:10	28.87	66.8	**4.35**	2.7	SR13	7/10/2014 16:10	29.00	65.9	**4.29**	1.9	SR13	7/10/2014 22:10	28.90	63.1	**4.11**	4.5
SR13	7/10/2014 4:15	28.91	63.6	**4.15**	2.7	SR13	7/10/2014 10:15	28.86	66.4	**4.32**	2.3	SR13	7/10/2014 16:15	29.01	65.8	**4.28**	1.9	SR13	7/10/2014 22:15	28.90	63.0	**4.10**	4.0
SR13	7/10/2014 4:20	28.89	63.7	**4.16**	2.6	SR13	7/10/2014 10:20	28.87	65.8	**4.28**	1.7	SR13	7/10/2014 16:20	29.01	66.3	**4.31**	1.8	SR13	7/10/2014 22:20	28.90	65.1	**4.23**	4.5
SR13	7/10/2014 4:25	28.90	63.5	**4.14**	2.5	SR13	7/10/2014 10:25	28.86	66.0	**4.30**	1.7	SR13	7/10/2014 16:25	29.00	67.0	**4.36**	2.4	SR13	7/10/2014 22:25	28.90	64.8	**4.22**	5.0
SR13	7/10/2014 4:30	28.90	63.7	**4.15**	2.8	SR13	7/10/2014 10:30	28.87	65.8	**4.29**	2.2	SR13	7/10/2014 16:30	29.01	66.7	**4.34**	1.6	SR13	7/10/2014 22:30	28.90	63.6	**4.13**	2.9
SR13	7/10/2014 4:35	28.90	63.4	**4.14**	2.1	SR13	7/10/2014 10:35	28.87	65.0	**4.24**	1.8	SR13	7/10/2014 16:35	29.00	66.7	**4.34**	2.3	SR13	7/10/2014 22:35	28.90	64.7	**4.21**	3.5
SR13	7/10/2014 4:40	28.90	63.2	**4.12**	2.0	SR13	7/10/2014 10:40	28.86	64.3	**4.19**	1.7	SR13	7/10/2014 16:40	29.00	66.3	**4.32**	1.7	SR13	7/10/2014 22:40	28.90	63.6	**4.14**	3.6
SR13	7/10/2014 4:45	28.90	63.4	**4.14**	2.8	SR13	7/10/2014 10:45	28.86	65.5	**4.27**	1.6	SR13	7/10/2014 16:45	28.99	66.4	**4.32**	1.7	SR13	7/10/2014 22:45	28.89	65.5	**4.26**	4.0
SR13	7/10/2014 4:50	28.91	62.8	**4.10**	2.3	SR13	7/10/2014 10:50	28.87	63.7	**4.15**	2.5	SR13	7/10/2014 16:50	28.99	66.2	**4.31**	1.7	SR13	7/10/2014 22:50	28.89	66.3	**4.31**	5.4
SR13	7/10/2014 4:55	28.91	62.9	**4.10**	2.1	SR13	7/10/2014 10:55	28.87	64.7	**4.21**	1.8	SR13	7/10/2014 16:55	29.00	65.7	**4.28**	2.1	SR13	7/10/2014 22:55	28.88	66.0	**4.29**	4.5
SR13	7/10/2014 5:00	28.91	63.3	**4.13**	2.7	SR13	7/10/2014 11:00	28.87	63.9	**4.16**	1.5	SR13	7/10/2014 17:00	29.00	65.3	**4.25**	1.9	SR13	7/10/2014 23:00	28.88	66.2	**4.31**	4.9
SR13	7/10/2014 5:05	28.90	62.7	**4.09**	2.6	SR13	7/10/2014 11:05	28.86	64.1	**4.18**	1.8	SR13	7/10/2014 17:05	28.99	65.4	**4.26**	1.9	SR13	7/10/2014 23:05	28.86	66.9	**4.35**	5.1
SR13	7/10/2014 5:10	28.90	63.3	**4.13**	3.3	SR13	7/10/2014 11:10	28.89	66.6	**4.33**	2.8	SR13	7/10/2014 17:10	29.00	65.3	**4.25**	2.8	SR13	7/10/2014 23:10	28.88	65.8	**4.28**	4.7
SR13	7/10/2014 5:15	28.90	63.4	**4.13**	2.2	SR13	7/10/2014 11:15	28.89	65.2	**4.25**	2.4	SR13	7/10/2014 17:15	28.96	66.0	**4.29**	2.1	SR13	7/10/2014 23:15	28.83	64.5	**4.20**	3.4
SR13	7/10/2014 5:20	28.90	61.8	**4.03**	2.6	SR13	7/10/2014 11:20	28.89	64.5	**4.20**	2.7	SR13	7/10/2014 17:20	28.98	66.4	**4.32**	1.7	SR13	7/10/2014 23:20	28.83	64.8	**4.22**	3.9
SR13	7/10/2014 5:25	28.90	62.4	**4.07**	3.3	SR13	7/10/2014 11:25	28.89	64.7	**4.21**	2.7	SR13	7/10/2014 17:25	28.96	65.5	**4.27**	1.4	SR13	7/10/2014 23:25	28.86	64.4	**4.19**	3.5
SR13	7/10/2014 5:30	28.90	61.5	**4.01**	3.0	SR13	7/10/2014 11:30	28.89	64.4	**4.20**	2.5	SR13	7/10/2014 17:30	28.97	65.9	**4.29**	1.9	SR13	7/10/2014 23:30	28.87	63.6	**4.14**	3.5
SR13	7/10/2014 5:35	28.91	62.1	**4.05**	4.2	SR13	7/10/2014 11:35	28.89	64.6	**4.21**	2.9	SR13	7/10/2014 17:35	28.97	67.5	**4.40**	5.0	SR13	7/10/2014 23:35	28.87	65.0	**4.23**	3.8
SR13	7/10/2014 5:40	28.91	61.9	**4.04**	4.4	SR13	7/10/2014 11:40	28.89	64.3	**4.19**	2.8	SR13	7/10/2014 17:40	28.97	67.8	**4.41**	2.1	SR13	7/10/2014 23:40	28.83	63.7	**4.15**	3.2
SR13	7/10/2014 5:45	28.91	61.9	**4.04**	4.2	SR13	7/10/2014 11:45	28.88	63.7	**4.15**	2.4	SR13	7/10/2014 17:45	28.97	67.8	**4.41**	2.5	SR13	7/10/2014 23:45	28.82	63.3	**4.12**	2.6
SR13	7/10/2014 5:50	28.92	61.6	**4.01**	5.0	SR13	7/10/2014 11:50	28.89	64.5	**4.20**	2.4	SR13	7/10/2014 17:50	28.97	67.2	**4.37**	2.3	SR13	7/10/2014 23:50	28.85	64.6	**4.20**	4.0
SR13	7/10/2014 5:55	28.92	61.7	**4.03**	3.9	SR13	7/10/2014 11:55	28.89	64.8	**4.22**	2.2	SR13	7/10/2014 17:55	28.97	67.1	**4.37**	2.6	SR13	7/10/2014 23:55	28.84	63.8	**4.16**	3.5

Station	Timestamp	NH_3 (mg/L)				Station	Timestamp	NH_3 (mg/L)			
SR4	7/10/2014 0:17	0.06				SR12	7/10/2014 0:17	0.06			
SR4	7/10/2014 0:37	0.06				SR12	7/10/2014 0:37	0.07			
SR4	7/10/2014 0:57	0.07				SR12	7/10/2014 0:57	0.06			
SR4	7/10/2014 1:17	0.08				SR12	7/10/2014 1:17	0.06			
SR4	7/10/2014 1:37	0.09				SR12	7/10/2014 1:37	0.06			
SR4	7/10/2014 1:57	0.08				SR12	7/10/2014 1:57	0.07			
SR4	7/10/2014 2:17	0.08				SR12	7/10/2014 2:17	0.06			
SR4	7/10/2014 2:37	0.07				SR12	7/10/2014 2:37	0.06			
SR4	7/10/2014 2:57	0.08				SR12	7/10/2014 2:57	0.08			
SR4	7/10/2014 3:17	0.07				SR12	7/10/2014 3:17	0.07			
SR4	7/10/2014 3:37	0.07				SR12	7/10/2014 3:37	0.06			
SR4	7/10/2014 3:57	0.08				SR12	7/10/2014 3:57	0.05			
SR4	7/10/2014 4:17	0.08				SR12	7/10/2014 4:17	0.05			
SR4	7/10/2014 4:37	0.12				SR12	7/10/2014 4:37	0.05			
SR4	7/10/2014 4:57	0.09				SR12	7/10/2014 4:57	0.05			
SR4	7/10/2014 5:17	0.09				SR12	7/10/2014 5:17	0.05			
SR4	7/10/2014 5:37	0.10				SR12	7/10/2014 5:37	0.06			
SR4	7/10/2014 5:57	0.11				SR12	7/10/2014 5:57	0.06			
SR4						SR12					
SR4	7/10/2014 6:37	0.09				SR12	7/10/2014 6:37	0.06			
SR4	7/10/2014 6:57	0.10				SR12	7/10/2014 6:57	0.07			
SR4	7/10/2014 7:17	0.09				SR12	7/10/2014 7:17	0.08			
SR4	7/10/2014 7:37	0.09				SR12	7/10/2014 7:37	0.08			
SR4	7/10/2014 7:57	0.09				SR12	7/10/2014 7:57	0.09			
SR4	7/10/2014 8:17	0.08				SR12	7/10/2014 8:17	0.09			
SR4	7/10/2014 8:37	0.08				SR12	7/10/2014 8:37	0.09			
SR4	7/10/2014 8:57	0.08				SR12	7/10/2014 8:57	0.09			
SR4	7/10/2014 9:17	0.08				SR12	7/10/2014 9:17	0.08			
SR4	7/10/2014 9:37	0.08				SR12	7/10/2014 9:37	0.08			
SR4	7/10/2014 9:57	0.09				SR12	7/10/2014 9:57	0.08			
SR4	7/10/2014 10:17	0.09				SR12	7/10/2014 10:17	0.09			
SR4	7/10/2014 10:37	0.09				SR12	7/10/2014 10:37	0.07			
SR4	7/10/2014 10:57	0.09				SR12	7/10/2014 10:57	0.07			
SR4	7/10/2014 11:17	0.08				SR12	7/10/2014 11:17	0.08			
SR4	7/10/2014 11:37	0.08				SR12	7/10/2014 11:37	0.07			
SR4	7/10/2014 11:57	0.08				SR12	7/10/2014 11:57	0.07			
SR4	7/10/2014 12:17	0.09				SR12	7/10/2014 12:17	0.07			
SR4	7/10/2014 12:37	0.07				SR12	7/10/2014 12:37	0.07			
SR4	7/10/2014 12:57	0.07				SR12	7/10/2014 12:57	0.06			
SR4	7/10/2014 13:17	0.08				SR12	7/10/2014 13:17	0.06			
SR4	7/10/2014 13:37	0.07				SR12	7/10/2014 13:37	0.07			
SR4	7/10/2014 13:57	0.07				SR12	7/10/2014 13:57	0.06			
SR4	7/10/2014 14:17	0.07				SR12	7/10/2014 14:17	0.06			
SR4	7/10/2014 14:37	0.08				SR12	7/10/2014 14:37	0.07			
SR4	7/10/2014 14:57	0.07				SR12	7/10/2014 14:57	0.06			
SR4	7/10/2014 15:17	0.08				SR12	7/10/2014 15:17	0.08			
SR4	7/10/2014 15:37	0.07				SR12	7/10/2014 15:37	0.08			
SR4	7/10/2014 15:57	0.06				SR12	7/10/2014 15:57	0.07			
SR4	7/10/2014 16:17	0.07				SR12	7/10/2014 16:17	0.06			
SR4	7/10/2014 16:37	0.07				SR12	7/10/2014 16:37	0.06			
SR4	7/10/2014 16:57	0.08				SR12	7/10/2014 16:57	0.07			
SR4	7/10/2014 17:17	0.09				SR12	7/10/2014 17:17	0.07			
SR4	7/10/2014 17:37	0.07				SR12	7/10/2014 17:37	0.07			
SR4	7/10/2014 17:57	0.08				SR12	7/10/2014 17:57	0.06			
SR4	7/10/2014 18:17	0.08				SR12	7/10/2014 18:17	0.06			
SR4	7/10/2014 18:37	0.08				SR12	7/10/2014 18:37	0.07			
SR4	7/10/2014 18:57	0.06				SR12	7/10/2014 18:57	0.07			
SR4	7/10/2014 19:17	0.07				SR12	7/10/2014 19:17	0.07			
SR4	7/10/2014 19:37	0.09				SR12	7/10/2014 19:37	0.07			
SR4	7/10/2014 19:57	0.09				SR12	7/10/2014 19:57	0.08			
SR4	7/10/2014 20:17	0.08				SR12	7/10/2014 20:17	0.08			
SR4	7/10/2014 20:37	0.05				SR12	7/10/2014 20:37	0.08			
SR4	7/10/2014 20:57	0.06				SR12	7/10/2014 20:57	0.06			
SR4	7/10/2014 21:17	0.06				SR12	7/10/2014 21:17	0.07			
SR4	7/10/2014 21:37	0.06				SR12	7/10/2014 21:37	0.09			
SR4	7/10/2014 21:57	0.06				SR12	7/10/2014 21:57	0.09			
SR4	7/10/2014 22:17	0.06				SR12	7/10/2014 22:17	0.08			
SR4	7/10/2014 22:37	0.06				SR12	7/10/2014 22:37	0.05			
SR4	7/10/2014 22:57	0.06				SR12	7/10/2014 22:57	0.06			
SR4	7/10/2014 23:17	0.06				SR12	7/10/2014 23:17	0.06			
SR4	7/10/2014 23:37	0.07				SR12	7/10/2014 23:37	0.06			
SR4	7/10/2014 23:57	0.07				SR12	7/10/2014 23:57	0.06			

Remark: Fonts with underline: Action Level Exceedance
Fonts with bold and underline: Limit Level Exceedance
Automatic Instrument calibration of NH3-N monitor was carried out during 5:57-6:37 at SR4 and SR12.
SR5 monitoring station was under maintenance during 12:45-13:00.
SR9 monitoring station was under maintenance during 11:40-12:00.
SR10 monitoring station was under maintenance during 15:35-16:20.

Station	Timestamp	Temp (° C)	DO (%)	DO (mg/L)	Tur (NTU)	Station	Timestamp	Temp (° C)	DO (%)	DO (mg/L)	Tur (NTU)	Station	Timestamp	Temp (° C)	DO (%)	DO (mg/L)	Tur (NTU)	Station	Timestamp	Temp (°C)	DO (%)	DO (mg/L)	Tur (NTU)
SR4	8/10/2014 0:01	28.87	83.8	5.73	4.2	SR4	8/10/2014 6:01	28.73	86.1	5.91	6.1	SR4	8/10/2014 12:01	28.91	87.0	5.97	3.2	SR4	8/10/2014 18:01	28.86	88.1	5.73	6.8
SR4	8/10/2014 0:06	28.87	83.8	5.73	4.4	SR4	8/10/2014 6:06	28.73	86.5	5.94	7.5	SR4	8/10/2014 12:06	28.88	86.9	5.97	3.4	SR4	8/10/2014 18:06	28.86	88.1	5.73	8.5
SR4	8/10/2014 0:11	28.87	83.3	5.71	4.0	SR4	8/10/2014 6:11	28.72	86.0	5.91	5.6	SR4	8/10/2014 12:11	28.87	86.2	5.92	4.6	SR4	8/10/2014 18:11	28.86	87.9	5.72	8.1
SR4	8/10/2014 0:16	28.87	83.7	5.73	4.6	SR4	8/10/2014 6:16	28.71	85.7	5.89	5.7	SR4	8/10/2014 12:16	28.92	87.4	6.00	3.1	SR4	8/10/2014 18:16	28.86	87.5	5.69	6.0
SR4	8/10/2014 0:21	28.87	84.3	5.77	5.2	SR4	8/10/2014 6:21	28.72	86.0	5.91	6.8	SR4	8/10/2014 12:21	28.90	87.5	6.00	4.4	SR4	8/10/2014 18:21	28.86	87.9	5.72	7.6
SR4	8/10/2014 0:26	28.86	83.6	5.72	4.4	SR4	8/10/2014 6:26	28.71	86.0	5.91	5.7	SR4	8/10/2014 12:26	28.90	87.2	5.99	4.3	SR4	8/10/2014 18:26	28.86	87.1	5.67	6.4
SR4	8/10/2014 0:31	28.86	83.0	5.68	3.7	SR4	8/10/2014 6:31	28.70	85.5	5.87	6.1	SR4	8/10/2014 12:31	28.90	87.7	6.02	4.4	SR4	8/10/2014 18:31	28.85	87.2	5.68	8.4
SR4	8/10/2014 0:36	28.86	83.7	5.73	4.5	SR4	8/10/2014 6:36	28.72	85.5	5.88	5.6	SR4	8/10/2014 12:36	28.92	86.9	5.97	3.9	SR4	8/10/2014 18:36	28.85	87.4	5.69	6.3
SR4	8/10/2014 0:41	28.85	82.5	5.65	4.8	SR4	8/10/2014 6:41	28.72	85.9	5.90	6.2	SR4	8/10/2014 12:41	28.94	87.3	5.99	3.5	SR4	8/10/2014 18:41	28.84	87.4	5.69	5.2
SR4	8/10/2014 0:46	28.85	81.8	5.60	3.0	SR4	8/10/2014 6:46	28.72	85.6	5.88	6.2	SR4	8/10/2014 12:46	28.93	87.5	6.01	4.1	SR4	8/10/2014 18:46	28.85	87.4	5.69	6.3
SR4	8/10/2014 0:51	28.85	83.5	5.70	5.0	SR4	8/10/2014 6:51	28.72	86.0	5.91	6.3	SR4	8/10/2014 12:51	28.94	87.3	5.99	3.8	SR4	8/10/2014 18:51	28.85	87.4	5.69	6.9
SR4	8/10/2014 0:56	28.85	83.0	5.68	4.3	SR4	8/10/2014 6:56	28.72	85.7	5.89	6.0	SR4	8/10/2014 12:56	28.96	87.3	5.96	5.0	SR4	8/10/2014 18:56	28.84	87.3	5.68	7.1
SR4	8/10/2014 1:01	28.86	82.4	5.64	3.8	SR4	8/10/2014 7:01	28.71	85.3	5.87	6.1	SR4	8/10/2014 13:01	28.95	87.0	5.97	3.3	SR4	8/10/2014 19:01	28.84	86.8	5.64	8.4
SR4	8/10/2014 1:06	28.84	82.0	5.62	3.6	SR4	8/10/2014 7:06	28.72	85.5	5.88	6.6	SR4	8/10/2014 13:06	28.97	87.3	5.99	3.7	SR4	8/10/2014 19:06	28.83	87.0	5.66	7.0
SR4	8/10/2014 1:11	28.84	81.9	5.62	3.8	SR4	8/10/2014 7:11	28.72	85.3	5.86	6.4	SR4	8/10/2014 13:11	28.96	87.3	5.98	3.5	SR4	8/10/2014 19:11	28.84	86.9	5.65	7.1
SR4	8/10/2014 1:16	28.83	81.3	5.56	3.4	SR4	8/10/2014 7:16	28.73	85.5	5.87	8.7	SR4	8/10/2014 13:16	28.96	86.7	5.95	3.0	SR4	8/10/2014 19:16	28.83	87.0	5.66	7.0
SR4	8/10/2014 1:21	28.82	81.1	5.51	2.9	SR4	8/10/2014 7:21	28.73	84.9	5.83	6.6	SR4	8/10/2014 13:21	28.95	86.7	5.94	2.7	SR4	8/10/2014 19:21	28.84	86.9	5.66	7.0
SR4	8/10/2014 1:26	28.81	80.8	5.52	2.7	SR4	8/10/2014 7:26	28.74	85.4	5.86	8.5	SR4	8/10/2014 13:26	28.93	86.2	5.90	3.0	SR4	8/10/2014 19:26	28.83	86.7	5.64	6.8
SR4	8/10/2014 1:31	28.81	81.1	5.54	4.6	SR4	8/10/2014 7:31	28.73	85.4	5.87	6.8	SR4	8/10/2014 13:31	28.94	87.2	5.97	3.6	SR4	8/10/2014 19:31	28.83	86.5	5.63	7.0
SR4	8/10/2014 1:36	28.82	81.4	5.57	2.5	SR4	8/10/2014 7:36	28.73	85.3	5.86	6.9	SR4	8/10/2014 13:36	28.93	86.5	5.93	3.3	SR4	8/10/2014 19:36	28.83	86.6	5.63	6.8
SR4	8/10/2014 1:41	28.82	80.4	5.50	2.1	SR4	8/10/2014 7:41	28.74	85.2	5.85	6.9	SR4						SR4	8/10/2014 19:41	28.83	86.4	5.62	5.9
SR4	8/10/2014 1:46	28.82	81.1	5.55	2.7	SR4	8/10/2014 7:46	28.74	85.4	5.86	6.4	SR4						SR4	8/10/2014 19:46	28.82	85.8	5.58	4.8
SR4	8/10/2014 1:51	28.82	80.9	5.53	2.7	SR4	8/10/2014 7:51	28.74	85.5	5.87	6.4	SR4						SR4	8/10/2014 19:51	28.82	86.3	5.61	6.3
SR4	8/10/2014 1:56	28.82	80.7	5.52	3.0	SR4	8/10/2014 7:56	28.74	85.5	5.88	5.9	SR4						SR4	8/10/2014 19:56	28.82	86.3	5.61	6.3
SR4	8/10/2014 2:01	28.82	79.8	5.46	3.4	SR4	8/10/2014 8:01	28.74	85.1	5.84	7.0	SR4						SR4	8/10/2014 20:01	28.82	86.1	5.60	5.5
SR4	8/10/2014 2:06	28.82	80.1	5.47	2.2	SR4	8/10/2014 8:06	28.74	85.6	5.88	5.6	SR4						SR4	8/10/2014 20:06	28.82	86.1	5.60	5.4
SR4	8/10/2014 2:11	28.82	78.4	5.35	1.9	SR4	8/10/2014 8:11	28.74	85.7	5.88	6.3	SR4						SR4	8/10/2014 20:11	28.82	85.5	5.57	5.7
SR4	8/10/2014 2:16	28.82	80.3	5.50	2.8	SR4	8/10/2014 8:16	28.74	85.4	5.86	5.6	SR4						SR4	8/10/2014 20:16	28.82	85.5	5.56	6.9
SR4	8/10/2014 2:21	28.82	79.6	5.45	3.0	SR4	8/10/2014 8:21	28.74	85.4	5.85	5.3	SR4						SR4	8/10/2014 20:21	28.82	85.2	5.54	6.2
SR4	8/10/2014 2:26	28.82	80.0	5.48	2.6	SR4	8/10/2014 8:26	28.75	85.5	5.81	5.9	SR4						SR4	8/10/2014 20:26	28.81	85.8	5.58	5.2
SR4	8/10/2014 2:31	28.82	80.5	5.52	3.3	SR4	8/10/2014 8:31	28.75	85.5	5.81	5.8	SR4						SR4	8/10/2014 20:31	28.81	85.8	5.58	5.7
SR4	8/10/2014 2:36	28.83	81.5	5.59	4.0	SR4	8/10/2014 8:36	28.75	85.4	5.81	5.4	SR4	8/10/2014 14:36	28.90	85.4	5.55	3.9	SR4	8/10/2014 20:36	28.80	86.1	5.60	5.9
SR4	8/10/2014 2:41	28.83	82.0	5.62	3.3	SR4	8/10/2014 8:41	28.75	85.3	5.80	4.7	SR4	8/10/2014 14:41	28.91	86.5	5.62	6.3	SR4	8/10/2014 20:41	28.80	86.2	5.60	5.0
SR4	8/10/2014 2:46	28.83	82.5	5.66	5.7	SR4	8/10/2014 8:46	28.75	85.4	5.80	5.6	SR4	8/10/2014 14:46	28.91	86.8	5.64	4.8	SR4	8/10/2014 20:46	28.80	85.5	5.56	4.6
SR4	8/10/2014 2:51	28.83	84.3	5.78	6.7	SR4	8/10/2014 8:51	28.76	85.5	5.81	5.5	SR4	8/10/2014 14:51	28.91	86.3	5.61	3.6	SR4	8/10/2014 20:51	28.80	85.5	5.56	5.0
SR4	8/10/2014 2:56	28.83	84.2	5.78	5.0	SR4	8/10/2014 8:56	28.76	85.6	5.86	5.6	SR4	8/10/2014 14:56	28.93	87.0	5.65	3.4	SR4	8/10/2014 20:56	28.80	84.8	5.52	4.8
SR4	8/10/2014 3:01	28.83	85.0	5.83	6.3	SR4	8/10/2014 9:01	28.76	85.5	5.87	5.7	SR4	8/10/2014 15:01	28.93	87.0	5.65	3.7	SR4	8/10/2014 21:01	28.79	85.6	5.57	6.8
SR4	8/10/2014 3:06	28.83	84.9	5.82	5.9	SR4	8/10/2014 9:06	28.76	85.9	5.90	5.4	SR4	8/10/2014 15:06	28.93	87.8	5.71	3.9	SR4	8/10/2014 21:06	28.80	85.3	5.55	5.4
SR4	8/10/2014 3:11	28.83	84.7	5.81	4.1	SR4	8/10/2014 9:11	28.76	85.7	5.88	5.0	SR4	8/10/2014 15:11	28.92	87.0	5.66	3.7	SR4	8/10/2014 21:11	28.79	85.7	5.58	4.2
SR4	8/10/2014 3:16	28.82	85.1	5.84	5.0	SR4	8/10/2014 9:16	28.77	85.6	5.88	4.5	SR4	8/10/2014 15:16	28.93	87.1	5.66	3.9	SR4	8/10/2014 21:16	28.79	85.7	5.58	4.9
SR4	8/10/2014 3:21	28.82	85.8	5.88	5.2	SR4	8/10/2014 9:21	28.77	85.4	5.86	7.6	SR4	8/10/2014 15:21	28.93	87.3	5.68	3.9	SR4	8/10/2014 21:21	28.79	85.0	5.53	4.5
SR4	8/10/2014 3:26	28.81	85.9	5.89	5.6	SR4	8/10/2014 9:26	28.77	85.3	5.85	4.6	SR4	8/10/2014 15:26	28.94	87.1	5.66	3.9	SR4	8/10/2014 21:26	28.80	84.8	5.52	4.4
SR4	8/10/2014 3:31	28.82	85.0	5.76	4.6	SR4	8/10/2014 9:31	28.77	85.8	5.89	4.2	SR4	8/10/2014 15:31	28.93	87.5	5.68	4.3	SR4	8/10/2014 21:31	28.79	84.8	5.52	4.0
SR4	8/10/2014 3:36	28.81	84.5	5.79	4.2	SR4	8/10/2014 9:36	28.77	86.1	5.91	6.0	SR4	8/10/2014 15:36	28.94	87.7	5.70	5.9	SR4	8/10/2014 21:36	28.79	84.7	5.51	4.3
SR4	8/10/2014 3:41	28.82	85.0	5.83	4.7	SR4	8/10/2014 9:41	28.78	86.4	5.93	4.3	SR4	8/10/2014 15:41	28.93	87.1	5.66	4.9	SR4	8/10/2014 21:41	28.79	85.5	5.56	4.2
SR4	8/10/2014 3:46	28.82	85.8	5.89	5.1	SR4	8/10/2014 9:46	28.79	86.2	5.92	4.1	SR4	8/10/2014 15:46	28.94	87.7	5.70	3.6	SR4	8/10/2014 21:46	28.77	85.4	5.56	4.4
SR4	8/10/2014 3:51	28.82	87.3	5.98	5.6	SR4	8/10/2014 9:51	28.79	86.5	5.93	4.1	SR4	8/10/2014 15:51	28.94	87.5	5.68	3.1	SR4	8/10/2014 21:51	28.76	85.8	5.59	4.2
SR4	8/10/2014 3:56	28.82	87.0	5.97	4.3	SR4	8/10/2014 9:56	28.79	86.7	5.95	3.7	SR4	8/10/2014 15:56	28.91	85.6	5.56	4.4	SR4	8/10/2014 21:56	28.76	86.2	5.62	3.8
SR4	8/10/2014 4:01	28.81	86.8	5.95	4.5	SR4	8/10/2014 10:01	28.80	86.5	5.93	3.6	SR4	8/10/2014 16:01	28.93	87.4	5.68	6.1	SR4	8/10/2014 22:01	28.75	86.8	5.66	4.1
SR4	8/10/2014 4:06	28.81	85.9	5.90	4.2	SR4	8/10/2014 10:06	28.82	87.0	5.96	3.8	SR4	8/10/2014 16:06	28.95	86.6	5.63	5.4	SR4	8/10/2014 22:06	28.75	86.7	5.65	3.7
SR4	8/10/2014 4:11	28.81	85.1	5.83	5.0	SR4	8/10/2014 10:11	28.82	87.0	5.97	2.9	SR4	8/10/2014 16:11	28.95	87.8	5.71	6.9	SR4	8/10/2014 22:11	28.74	85.9	5.60	3.3
SR4	8/10/2014 4:16	28.81	86.4	5.93	4.4	SR4	8/10/2014 10:16	28.84	87.0	5.97	3.3	SR4	8/10/2014 16:16	28.98	87.7	5.69	5.0	SR4	8/10/2014 22:16	28.73	85.1	5.55	3.5
SR4	8/10/2014 4:21	28.79	86.1	5.90	4.7	SR4	8/10/2014 10:21	28.84	87.2	5.99	2.8	SR4	8/10/2014 16:21	29.00	88.0	5.71	3.9	SR4	8/10/2014 22:21	28.73	85.6	5.58	3.5
SR4	8/10/2014 4:26	28.79	85.9	5.89	3.9	SR4	8/10/2014 10:26	28.86	87.2	5.99	3.1	SR4	8/10/2014 16:26	28.99	88.2	5.73	3.9	SR4	8/10/2014 22:26	28.74	85.9	5.59	3.3
SR4	8/10/2014 4:31	28.77	85.8	5.88	4.1	SR4	8/10/2014 10:31	28.89	87.1	5.97	3.5	SR4	8/10/2014 16:31	28.97	88.1	5.72	4.1	SR4	8/10/2014 22:31	28.74	86.8	5.66	3.3
SR4	8/10/2014 4:36	28.76	85.4	5.85	4.1	SR4	8/10/2014 10:36	28.91	88.2	6.03	6.0	SR4	8/10/2014 16:36	28.96	88.5	5.75	3.5	SR4	8/10/2014 22:36	28.74	87.2	5.68	5.1
SR4	8/10/2014 4:41	28.72	85.3	5.86	4.0	SR4	8/10/2014 10:41	28.91	88.2	6.05	3.0	SR4	8/10/2014 16:41	28.92	89.0	5.79	3.6	SR4	8/10/2014 22:41	28.74	87.2	5.69	3.6
SR4	8/10/2014 4:46	28.73	85.1	5.84	3.9	SR4	8/10/2014 10:46	28.83	88.0	6.04	3.0	SR4	8/10/2014 16:46	28.91	89.3	5.81	3.4	SR4	8/10/2014 22:46	28.74	87.3	5.69	3.8
SR4	8/10/2014 4:51	28.71	84.0	5.77	3.8	SR4	8/10/2014 10:51	28.87	88.2	6.06	3.0	SR4	8/10/2014 16:51	28.90	89.3	5.81	3.0	SR4	8/10/2014 22:51	28.73	87.1	5.68	3.8
SR4	8/10/2014 4:56	28.72	85.7	5.89	4.0	SR4	8/10/2014 10:56	28.84	88.0	6.04	3.1	SR4	8/10/2014 16:56	28.90	89.5	5.82	3.2	SR4	8/10/2014 22:56	28.73	86.9	5.67	4.0
SR4	8/10/2014 5:01	28.70	85.6	5.88	3.6	SR4	8/10/2014 11:01	28.86	87.8	6.03	3.4	SR4	8/10/2014 17:01	28.90	89.8	5.84	3.2	SR4	8/10/2014 23:01	28.73	86.7	5.66	3.5
SR4	8/10/2014 5:06	28.71	86.9	5.98	4.1	SR4	8/10/2014 11:06	28.87	87.9	6.03	3.3	SR4	8/10/2014 17:06	28.95	89.0	5.79	3.0	SR4	8/10/2014 23:06	28.73	87.3	5.69	4.0
SR4	8/10/2014 5:11	28.71	87.1	5.99	3.8	SR4	8/10/2014 11:11	28.87	87.7	6.02	3.2	SR4	8/10/2014 17:11	28.94	88.6	5.76	4.5	SR4	8/10/2014 23:11	28.73	87.4	5.70	3.8
SR4	8/10/2014 5:16	28.71	87.4	6.00	4.1	SR4	8/10/2014 11:16	28.85	87.4	6.00	3.9	SR4	8/10/2014 17:16	28.98	87.5	5.69	3.9	SR4	8/10/2014 23:16	28.73	87.2	5.69	3.7
SR4	8/10/2014 5:21	28.78	87.6	6.01	5.1	SR4	8/10/2014 11:21	28.88	87.6	6.01	3.3	SR4	8/10/2014 17:21	28.97	87.6	5.69	3.7	SR4	8/10/2014 23:21	28.73	87.2	5.69	3.6
SR4	8/10/2014 5:26	28.76	87.4	6.00	7.1	SR4	8/10/2014 11:26	28.87	87.5	6.01	4.3	SR4	8/10/2014 17:26	28.96	87.9	5.71	4.1	SR4	8/10/2014 23:26	28.72	87.2	5.69	3.8
SR4	8/10/2014 5:31	28.75	86.9	5.97	5.7	SR4	8/10/2014 11:31	28.85	87.3	5.99	4.7	SR4	8/10/2014 17:31	28.92	88.4	5.75	5.7	SR4	8/10/2014 23:31	28.72	87.4	5.70	3.6
SR4	8/10/2014 5:36	28.74	86.7	5.96	6.3	SR4	8/10/2014 11:36	28.85	86.9	5.97	4.8	SR4	8/10/2014 17:36	28.89	88.5	5.76	6.0	SR4	8/10/2014 23:36	28.72	87.3	5.69	3.5
SR4	8/10/2014 5:41	28.75	86.9	5.91	6.8	SR4	8/10/2014 11:41	28.89	87.9	6.03	3.1	SR4	8/10/2014 17:41	28.89	88.1	5.73	6.3	SR4	8/10/2014 23:41	28.72	87.1	5.68	4.4
SR4	8/10/2014 5:46	28.73	86.5	5.94	6.7	SR4	8/10/2014 11:46	28.88	87.2	5.99	3.5	SR4	8/10/2014 17:46	28.90	88.1	5.73	6.0	SR4	8/10/2014 23:46	28.72	87.3	5.69	3.9
SR4	8/10/2014 5:51	28.73	86.3	5.93	7.3	SR4	8/10/2014 11:51	28.86	87.1	5.98	4.1	SR4	8/10/2014 17:51	28.87	88.3	5.75	8.9	SR4	8/10/2014 23:51	28.73	86.8	5.66	3.9
SR4	8/10/2014 5:56	28.73	86.1	5.91	6.7	SR4	8/10/2014 11:56	28.88	87.2	5.99	3.5	SR4	8/10/2014 17:56	28.88	88.0	5.72	**10.2**	SR4	8/10/2014 23:56	28.72	86.7	5.66	3.6

Station	Timestamp	Temp (° C)	DO (%)	DO (mg/L)	Tur (NTU)	Station	Timestamp	Temp (° C)	DO (%)	DO (mg/L)	Tur (NTU)	Station	Timestamp	Temp (° C)	DO (%)	DO (mg/L)	Tur (NTU)	Station	Timestamp	Temp (°C)	DO (%)	DO (mg/L)	Tur (NTU)
SR5	8/10/2014 0:00	28.92	76.8	**4.97**	4.1	SR5	8/10/2014 6:00	28.75	74.5	**4.86**	5.9	SR5	8/10/2014 12:00	28.87	76.7	**4.97**	4.8	SR5	8/10/2014 18:00	28.85	76.6	**5.00**	6.0
SR5	8/10/2014 0:05	28.93	76.7	**4.96**	4.7	SR5	8/10/2014 6:05	28.76	74.8	**4.88**	7.1	SR5	8/10/2014 12:05	28.88	76.4	**4.95**	4.4	SR5	8/10/2014 18:05	28.84	75.7	**4.94**	5.3
SR5	8/10/2014 0:10	28.92	76.3	**4.94**	5.0	SR5	8/10/2014 6:10	28.74	74.2	**4.84**	6.6	SR5	8/10/2014 12:10	28.88	76.3	**4.94**	5.1	SR5	8/10/2014 18:10	28.84	75.8	**4.95**	4.7
SR5	8/10/2014 0:15	28.95	76.4	**4.94**	5.6	SR5	8/10/2014 6:15	28.73	74.4	**4.86**	5.4	SR5	8/10/2014 12:15	28.86	76.5	**4.96**	4.7	SR5	8/10/2014 18:15	28.83	76.2	**4.97**	5.3
SR5	8/10/2014 0:20	28.94	76.5	**4.95**	6.1	SR5	8/10/2014 6:20	28.67	73.1	**4.78**	4.9	SR5	8/10/2014 12:20	28.87	77.1	**4.99**	4.4	SR5	8/10/2014 18:20	28.82	76.0	**4.96**	4.8
SR5	8/10/2014 0:25	28.93	76.5	**4.95**	6.0	SR5	8/10/2014 6:25	28.68	72.7	**4.75**	4.7	SR5	8/10/2014 12:25	28.88	77.2	**5.00**	4.4	SR5	8/10/2014 18:25	28.84	76.1	**4.97**	5.0
SR5	8/10/2014 0:30	28.91	76.7	**4.97**	5.0	SR5	8/10/2014 6:30	28.73	73.3	**4.78**	6.2	SR5	8/10/2014 12:30	28.88	76.6	**4.96**	4.8	SR5	8/10/2014 18:30	28.85	76.7	**4.99**	6.1
SR5	8/10/2014 0:35	28.90	77.1	**5.00**	4.4	SR5	8/10/2014 6:35	28.73	73.6	**4.80**	5.6	SR5	8/10/2014 12:35	28.89	77.4	**5.02**	4.6	SR5	8/10/2014 18:35	28.85	76.0	**4.96**	5.6
SR5	8/10/2014 0:40	28.90	76.8	**4.98**	5.9	SR5	8/10/2014 6:40	28.74	74.2	**4.84**	6.2	SR5	8/10/2014 12:40	28.90	77.8	**5.04**	4.3	SR5	8/10/2014 18:40	28.86	76.0	**4.95**	5.6
SR5	8/10/2014 0:45	28.90	76.6	**4.96**	5.7	SR5	8/10/2014 6:45	28.70	74.1	**4.83**	5.1	SR5	8/10/2014 12:45	28.93	79.9	**5.18**	3.6	SR5	8/10/2014 18:45	28.86	75.9	**4.95**	6.1
SR5	8/10/2014 0:50	28.89	76.3	**4.94**	5.7	SR5	8/10/2014 6:50	28.72	74.1	**4.83**	6.2	SR5	8/10/2014 12:50	28.95	79.7	**5.17**	3.3	SR5	8/10/2014 18:50	28.86	76.4	**4.97**	6.0
SR5	8/10/2014 0:55	28.85	77.3	**5.02**	5.6	SR5	8/10/2014 6:55	28.69	74.0	**4.83**	5.2	SR5	8/10/2014 12:55	28.97	80.7	**5.24**	3.6	SR5	8/10/2014 18:55	28.86	75.1	**4.89**	6.0
SR5	8/10/2014 1:00	28.86	77.4	**5.03**	5.0	SR5	8/10/2014 7:00	28.74	74.0	**4.82**	5.6	SR5	8/10/2014 13:00	28.97	81.4	**5.28**	4.6	SR5	8/10/2014 19:00	28.87	76.2	**4.95**	7.2
SR5	8/10/2014 1:05	28.81	77.8	**5.06**	5.1	SR5	8/10/2014 7:05	28.78	74.0	**4.81**	7.8	SR5	8/10/2014 13:05	28.97	80.9	**5.24**	3.7	SR5	8/10/2014 19:05	28.87	75.1	**4.88**	6.8
SR5	8/10/2014 1:10	28.79	77.6	**5.05**	5.7	SR5	8/10/2014 7:10	28.79	74.3	**4.83**	7.5	SR5	8/10/2014 13:10	28.94	79.3	**5.14**	4.7	SR5	8/10/2014 19:10	28.87	76.4	**4.96**	6.6
SR5	8/10/2014 1:15	28.72	77.5	**5.05**	5.5	SR5	8/10/2014 7:15	28.78	74.5	**4.84**	6.2	SR5	8/10/2014 13:15	28.98	80.6	**5.22**	3.8	SR5	8/10/2014 19:15	28.87	76.8	**4.98**	7.4
SR5	8/10/2014 1:20	28.75	77.5	**5.05**	5.8	SR5	8/10/2014 7:20	28.81	74.9	**4.86**	**8.0**	SR5	8/10/2014 13:20	28.98	80.5	**5.22**	3.6	SR5	8/10/2014 19:20	28.87	75.9	**4.93**	7.3
SR5	8/10/2014 1:25	28.72	77.9	**5.08**	5.4	SR5	8/10/2014 7:25	28.79	74.0	**4.81**	7.5	SR5	8/10/2014 13:25	28.97	80.1	**5.19**	3.5	SR5	8/10/2014 19:25	28.88	75.7	**4.91**	**9.1**
SR5	8/10/2014 1:30	28.75	77.5	**5.05**	5.3	SR5	8/10/2014 7:30	28.81	74.6	**4.84**	**9.1**	SR5	8/10/2014 13:30	28.98	80.7	**5.24**	2.9	SR5	8/10/2014 19:30	28.87	75.3	**4.89**	7.9
SR5	8/10/2014 1:35	28.75	77.5	**5.05**	5.6	SR5	8/10/2014 7:35	28.79	73.4	**4.76**	7.9	SR5	8/10/2014 13:35	28.98	80.8	**5.24**	3.3	SR5	8/10/2014 19:35	28.85	75.3	**4.90**	6.7
SR5	8/10/2014 1:40	28.74	77.2	**5.03**	5.6	SR5	8/10/2014 7:40	28.80	73.5	**4.77**	**9.1**	SR5	8/10/2014 13:40	29.02	82.5	**5.36**	2.7	SR5	8/10/2014 19:40	28.87	75.7	**4.92**	**8.2**
SR5	8/10/2014 1:45	28.73	77.8	**5.08**	5.2	SR5	8/10/2014 7:45	28.75	72.1	**4.69**	6.6	SR5	8/10/2014 13:45	29.00	82.3	**5.35**	3.0	SR5	8/10/2014 19:45	28.87	75.6	**4.91**	**9.3**
SR5	8/10/2014 1:50	28.74	77.8	**5.08**	5.2	SR5	8/10/2014 7:50	28.77	72.2	**4.70**	6.3	SR5	8/10/2014 13:50	29.00	82.3	**5.35**	3.2	SR5	8/10/2014 19:50	28.86	74.8	**4.85**	**8.2**
SR5	8/10/2014 1:55	28.72	77.6	**5.07**	5.1	SR5	8/10/2014 7:55	28.79	72.5	**4.71**	7.5	SR5	8/10/2014 13:55	28.98	82.1	**5.34**	3.8	SR5	8/10/2014 19:55	28.87	74.9	**4.86**	**9.9**
SR5	8/10/2014 2:00	28.76	77.3	**5.04**	6.2	SR5	8/10/2014 8:00	28.79	71.8	**4.67**	6.6	SR5	8/10/2014 14:00	28.96	82.2	**5.35**	4.4	SR5	8/10/2014 20:00	28.87	74.9	**4.86**	**8.2**
SR5	8/10/2014 2:05	28.75	77.7	**5.07**	6.4	SR5	8/10/2014 8:05	28.74	71.9	**4.68**	4.9	SR5	8/10/2014 14:05	28.96	81.8	**5.32**	5.0	SR5	8/10/2014 20:05	28.86	74.6	**4.84**	7.6
SR5	8/10/2014 2:10	28.78	77.5	**5.05**	5.7	SR5	8/10/2014 8:10	28.77	71.5	**4.65**	4.7	SR5	8/10/2014 14:10	28.97	81.2	**5.29**	5.0	SR5	8/10/2014 20:10	28.86	74.3	**4.82**	6.6
SR5	8/10/2014 2:15	28.80	77.4	**5.04**	5.6	SR5	8/10/2014 8:15	28.78	72.0	**4.67**	5.2	SR5	8/10/2014 14:15	29.01	81.6	**5.31**	4.0	SR5	8/10/2014 20:15	28.87	74.5	**4.83**	7.2
SR5	8/10/2014 2:20	28.78	77.3	**5.04**	5.8	SR5	8/10/2014 8:20	28.78	71.6	**4.65**	4.7	SR5	8/10/2014 14:20	29.04	82.2	**5.34**	3.5	SR5	8/10/2014 20:20	28.87	74.6	**4.83**	7.1
SR5	8/10/2014 2:25	28.73	78.1	**5.10**	5.4	SR5	8/10/2014 8:25	28.78	70.8	**4.60**	4.7	SR5	8/10/2014 14:25	29.04	81.8	**5.32**	3.9	SR5	8/10/2014 20:25	28.87	74.3	**4.82**	6.0
SR5	8/10/2014 2:30	28.68	79.1	**5.18**	5.4	SR5	8/10/2014 8:30	28.80	72.1	**4.68**	6.4	SR5	8/10/2014 14:30	29.04	81.8	**5.32**	3.7	SR5	8/10/2014 20:30	28.87	73.0	**4.74**	**8.3**
SR5	8/10/2014 2:35	28.68	79.1	**5.18**	5.8	SR5	8/10/2014 8:35	28.81	72.0	**4.67**	6.0	SR5	8/10/2014 14:35	29.07	83.8	5.46	2.9	SR5	8/10/2014 20:35	28.86	72.3	**4.69**	6.7
SR5	8/10/2014 2:40	28.68	79.1	**5.18**	5.7	SR5	8/10/2014 8:40	28.81	72.0	**4.66**	5.6	SR5	8/10/2014 14:40	29.03	83.8	5.46	4.0	SR5	8/10/2014 20:40	28.87	72.3	**4.69**	7.0
SR5	8/10/2014 2:45	28.71	78.9	**5.16**	5.8	SR5	8/10/2014 8:45	28.81	71.9	**4.66**	6.8	SR5	8/10/2014 14:45	29.01	83.3	5.43	3.7	SR5	8/10/2014 20:45	28.87	73.4	**4.76**	7.1
SR5	8/10/2014 2:50	28.74	78.6	**5.14**	6.3	SR5	8/10/2014 8:50	28.82	72.5	**4.70**	7.5	SR5	8/10/2014 14:50	28.99	83.4	5.44	4.1	SR5	8/10/2014 20:50	28.88	74.1	**4.80**	7.4
SR5	8/10/2014 2:55	28.75	78.3	**5.12**	7.4	SR5	8/10/2014 8:55	28.82	71.7	**4.64**	6.1	SR5	8/10/2014 14:55	28.93	83.0	5.42	4.2	SR5	8/10/2014 20:55	28.87	73.9	**4.78**	**8.0**
SR5	8/10/2014 3:00	28.76	78.2	**5.11**	7.4	SR5	8/10/2014 9:00	28.82	72.0	**4.66**	5.7	SR5	8/10/2014 15:00	28.94	82.7	5.40	4.6	SR5	8/10/2014 21:00	28.87	73.3	**4.75**	7.3
SR5	8/10/2014 3:05	28.76	78.0	**5.10**	7.5	SR5	8/10/2014 9:05	28.82	71.9	**4.65**	6.4	SR5	8/10/2014 15:05	28.92	82.0	**5.36**	5.3	SR5	8/10/2014 21:05	28.87	73.9	**4.78**	7.3
SR5	8/10/2014 3:10	28.75	78.0	**5.10**	7.0	SR5	8/10/2014 9:10	28.83	71.4	**4.62**	6.2	SR5	8/10/2014 15:10	28.93	82.0	**5.36**	5.1	SR5	8/10/2014 21:10	28.87	72.5	**4.70**	7.8
SR5	8/10/2014 3:15	28.77	77.8	**5.08**	7.7	SR5	8/10/2014 9:15	28.84	70.9	**4.59**	4.9	SR5	8/10/2014 15:15	28.93	81.3	**5.31**	5.2	SR5	8/10/2014 21:15	28.87	72.7	**4.71**	**8.5**
SR5	8/10/2014 3:20	28.77	77.3	**5.06**	7.5	SR5	8/10/2014 9:20	28.83	71.4	**4.62**	5.5	SR5	8/10/2014 15:20	28.91	81.1	**5.30**	5.1	SR5	8/10/2014 21:20	28.87	72.2	**4.67**	7.5
SR5	8/10/2014 3:25	28.78	77.5	**5.06**	7.1	SR5	8/10/2014 9:25	28.83	70.8	**4.58**	5.6	SR5	8/10/2014 15:25	28.90	80.8	**5.28**	5.8	SR5	8/10/2014 21:25	28.87	72.1	**4.67**	6.8
SR5	8/10/2014 3:30	28.75	76.8	**5.02**	7.3	SR5	8/10/2014 9:30	28.83	72.2	**4.67**	6.5	SR5	8/10/2014 15:30	28.89	80.5	**5.26**	5.5	SR5	8/10/2014 21:30	28.87	73.9	**4.78**	7.9
SR5	8/10/2014 3:35	28.76	76.8	**5.02**	6.8	SR5	8/10/2014 9:35	28.83	71.5	**4.63**	6.3	SR5	8/10/2014 15:35	28.90	80.6	**5.27**	5.0	SR5	8/10/2014 21:35	28.87	72.9	**4.72**	7.8
SR5	8/10/2014 3:40	28.77	76.5	**5.00**	7.2	SR5	8/10/2014 9:40	28.83	72.2	**4.67**	6.3	SR5	8/10/2014 15:40	28.91	80.5	**5.26**	4.3	SR5	8/10/2014 21:40	28.87	73.2	**4.74**	7.3
SR5	8/10/2014 3:45	28.73	76.4	**5.00**	7.1	SR5	8/10/2014 9:45	28.83	71.8	**4.64**	6.2	SR5	8/10/2014 15:45	28.90	80.2	**5.24**	4.6	SR5	8/10/2014 21:45	28.87	73.8	**4.78**	7.0
SR5	8/10/2014 3:50	28.69	76.6	**5.02**	5.8	SR5	8/10/2014 9:50	28.83	72.5	**4.69**	6.2	SR5	8/10/2014 15:50	28.88	80.6	**5.26**	4.7	SR5	8/10/2014 21:50	28.87	74.1	**4.80**	7.0
SR5	8/10/2014 3:55	28.73	76.8	**5.02**	6.6	SR5	8/10/2014 9:55	28.83	72.5	**4.69**	5.9	SR5	8/10/2014 15:55	28.89	80.4	**5.25**	4.5	SR5	8/10/2014 21:55	28.86	74.4	**4.81**	7.0
SR5	8/10/2014 4:00	28.75	75.4	**4.93**	6.8	SR5	8/10/2014 10:00	28.83	72.5	**4.69**	5.5	SR5	8/10/2014 16:00	28.84	81.4	**5.32**	4.7	SR5	8/10/2014 22:00	28.86	75.0	**4.85**	6.7
SR5	8/10/2014 4:05	28.70	74.6	**4.89**	5.4	SR5	8/10/2014 10:05	28.84	72.5	**4.69**	6.3	SR5	8/10/2014 16:05	28.85	81.3	**5.32**	4.6	SR5	8/10/2014 22:05	28.86	75.1	**4.86**	6.4
SR5	8/10/2014 4:10	28.72	75.2	**4.92**	6.9	SR5	8/10/2014 10:10	28.84	72.2	**4.67**	6.6	SR5	8/10/2014 16:10	28.85	81.3	**5.31**	4.5	SR5	8/10/2014 22:10	28.86	74.8	**4.84**	6.0
SR5	8/10/2014 4:15	28.76	75.8	**4.95**	6.9	SR5	8/10/2014 10:15	28.83	73.1	**4.73**	6.1	SR5	8/10/2014 16:15	28.85	81.1	**5.30**	4.9	SR5	8/10/2014 22:15	28.86	74.3	**4.81**	5.4
SR5	8/10/2014 4:20	28.74	75.4	**4.93**	7.0	SR5	8/10/2014 10:20	28.84	72.5	**4.69**	5.6	SR5	8/10/2014 16:20	28.84	81.2	**5.31**	4.6	SR5	8/10/2014 22:20	28.86	74.6	**4.83**	6.1
SR5	8/10/2014 4:25	28.75	75.7	**4.95**	**8.0**	SR5	8/10/2014 10:25	28.83	75.9	**4.91**	5.4	SR5	8/10/2014 16:25	28.86	81.0	**5.30**	4.4	SR5	8/10/2014 22:25	28.86	74.5	**4.82**	5.7
SR5	8/10/2014 4:30	28.71	75.4	**4.94**	6.3	SR5	8/10/2014 10:30	28.82	77.0	**4.99**	5.6	SR5	8/10/2014 16:30	28.89	77.5	**5.07**	5.2	SR5	8/10/2014 22:30	28.86	73.1	**4.73**	5.4
SR5	8/10/2014 4:35	28.71	75.2	**4.92**	7.3	SR5	8/10/2014 10:35	28.82	76.9	**4.98**	5.9	SR5	8/10/2014 16:35	28.91	77.0	**5.03**	4.3	SR5	8/10/2014 22:35	28.86	72.8	**4.71**	6.7
SR5	8/10/2014 4:40	28.71	76.1	**4.98**	6.7	SR5	8/10/2014 10:40	28.82	76.0	**4.92**	6.1	SR5	8/10/2014 16:40	28.93	78.3	**5.11**	4.7	SR5	8/10/2014 22:40	28.85	72.0	**4.66**	6.0
SR5	8/10/2014 4:45	28.74	76.0	**4.97**	6.7	SR5	8/10/2014 10:45	28.82	76.2	**4.93**	6.4	SR5	8/10/2014 16:45	28.94	78.6	**5.13**	3.9	SR5	8/10/2014 22:45	28.86	74.4	**4.81**	6.7
SR5	8/10/2014 4:50	28.79	77.0	**5.03**	7.4	SR5	8/10/2014 10:50	28.84	76.8	**4.97**	5.5	SR5	8/10/2014 16:50	28.95	78.5	**5.13**	3.4	SR5	8/10/2014 22:50	28.86	73.1	**4.73**	6.0
SR5	8/10/2014 4:55	28.73	75.7	**4.95**	6.3	SR5	8/10/2014 10:55	28.84	76.3	**4.94**	5.7	SR5	8/10/2014 16:55	28.92	78.7	**5.14**	3.5	SR5	8/10/2014 22:55	28.75	75.0	**4.87**	4.5
SR5	8/10/2014 5:00	28.79	76.8	**5.01**	7.2	SR5	8/10/2014 11:00	28.84	76.2	**4.93**	6.0	SR5	8/10/2014 17:00	28.92	79.0	**5.16**	5.0	SR5	8/10/2014 23:00	28.81	77.7	**5.04**	7.2
SR5	8/10/2014 5:05	28.79	76.6	**5.00**	7.2	SR5	8/10/2014 11:05	28.84	76.1	**4.93**	6.8	SR5	8/10/2014 17:05	28.88	78.1	**5.11**	4.5	SR5	8/10/2014 23:05	28.82	77.7	**5.03**	6.7
SR5	8/10/2014 5:10	28.79	76.1	**4.97**	7.1	SR5	8/10/2014 11:10	28.85	76.5	**4.95**	6.2	SR5	8/10/2014 17:10	28.88	78.9	**5.15**	5.7	SR5	8/10/2014 23:10	28.81	77.0	**4.99**	7.0
SR5	8/10/2014 5:15	28.77	75.5	**4.93**	6.5	SR5	8/10/2014 11:15	28.84	76.7	**4.96**	7.5	SR5	8/10/2014 17:15	28.87	77.8	**5.08**	4.9	SR5	8/10/2014 23:15	28.82	77.2	**5.00**	6.8
SR5	8/10/2014 5:20	28.74	75.2	**4.92**	5.8	SR5	8/10/2014 11:20	28.85	76.4	**4.94**	6.3	SR5	8/10/2014 17:20	28.86	78.2	**5.10**	6.3	SR5	8/10/2014 23:20	28.81	77.0	**4.98**	**8.8**
SR5	8/10/2014 5:25	28.77	74.7	**4.88**	6.2	SR5	8/10/2014 11:25	28.86	76.4	**4.95**	6.5	SR5	8/10/2014 17:25	28.86	78.3	**5.12**	5.8	SR5	8/10/2014 23:25	28.81	77.0	**4.99**	7.3
SR5	8/10/2014 5:30	28.75	75.9	**4.96**	6.0	SR5	8/10/2014 11:30	28.87	76.3	**4.94**	4.8	SR5	8/10/2014 17:30	28.86	78.8	**5.14**	5.4	SR5	8/10/2014 23:30	28.83	76.8	**4.97**	**8.2**
SR5	8/10/2014 5:35	28.74	75.6	**4.94**	5.6	SR5	8/10/2014 11:35	28.89	77.4	**5.01**	3.2	SR5	8/10/2014 17:35	28.84	78.7	**5.14**	5.0	SR5	8/10/2014 23:35	28.83	76.9	**4.98**	7.3
SR5	8/10/2014 5:40	28.76	75.5	**4.93**	5.9	SR5	8/10/2014 11:40	28.88	76.9	**4.98**	3.7	SR5	8/10/2014 17:40	28.83	77.3	**5.05**	4.5	SR5	8/10/2014 23:40	28.82	76.9	**4.98**	6.3
SR5	8/10/2014 5:45	28.76	75.0	**4.90**	6.5	SR5	8/10/2014 11:45	28.87	76.5	**4.95**	4.5	SR5	8/10/2014 17:45	28.84	77.0	**5.03**	4.6	SR5	8/10/2014 23:45	28.82	77.0	**4.99**	**8.6**
SR5	8/10/2014 5:50	28.73	73.5	**4.80**	5.4	SR5	8/10/2014 11:50	28.87	76.3	**4.94**	4.5	SR5	8/10/2014 17:50	28.84	77.1	**5.03**	4.6	SR5	8/10/2014 23:50	28.81	77.0	**4.99**	6.2
SR5	8/10/2014 5:55	28.75	74.2	**4.84**	6.6	SR5	8/10/2014 11:55	28.87	76.7	**4.97**	4.4	SR5	8/10/2014 17:55	28.85	76.6	**5.00**	5.4	SR5	8/10/2014 23:55	28.80	76.9	**4.98**	6.4

Station	Timestamp	Temp (° C)	DO (%)	DO (mg/L)	Tur (NTU)	Station	Timestamp	Temp (° C)	DO (%)	DO (mg/L)	Tur (NTU)	Station	Timestamp	Temp (° C)	DO (%)	DO (mg/L)	Tur (NTU)	Station	Timestamp	Temp (°C)	DO (%)	DO (mg/L)	Tur (NTU)
SR9	8/10/2014 0:00	28.33	110.4	7.15	3.7	SR9	8/10/2014 6:00	28.13	94.4	6.13	4.0	SR9	8/10/2014 12:00	28.36	102.2	6.60	3.0	SR9	8/10/2014 18:00	28.57	112.9	7.27	3.3
SR9	8/10/2014 0:05	28.32	110.5	7.16	3.5	SR9	8/10/2014 6:05	28.12	93.8	6.09	4.0	SR9	8/10/2014 12:05	28.41	101.6	6.56	4.0	SR9	8/10/2014 18:05	28.58	113.8	7.33	3.1
SR9	8/10/2014 0:10	28.33	110.0	7.12	3.5	SR9	8/10/2014 6:10	28.11	94.8	6.15	4.0	SR9	8/10/2014 12:10	28.44	101.7	6.56	3.8	SR9	8/10/2014 18:10	28.55	112.6	7.25	4.0
SR9	8/10/2014 0:15	28.33	109.8	7.11	3.4	SR9	8/10/2014 6:15	28.12	93.1	6.04	**5.8**	SR9	8/10/2014 12:15	28.42	101.7	6.57	3.8	SR9	8/10/2014 18:15	28.56	110.5	7.12	3.3
SR9	8/10/2014 0:20	28.33	109.1	7.07	4.0	SR9	8/10/2014 6:20	28.13	91.4	**5.93**	**4.8**	SR9	8/10/2014 12:20	28.47	101.7	6.56	3.0	SR9	8/10/2014 18:20	28.56	111.2	7.16	2.9
SR9	8/10/2014 0:25	28.35	109.5	7.09	4.3	SR9	8/10/2014 6:25	28.16	90.9	**5.89**	**5.6**	SR9	8/10/2014 12:25	28.46	103.2	6.66	3.0	SR9	8/10/2014 18:25	28.57	110.6	7.12	2.8
SR9	8/10/2014 0:30	28.33	109.4	7.08	3.7	SR9	8/10/2014 6:30	28.12	90.1	**5.85**	**5.4**	SR9	8/10/2014 12:30	28.50	102.6	6.62	3.4	SR9	8/10/2014 18:30	28.57	111.5	7.18	3.5
SR9	8/10/2014 0:35	28.33	109.1	7.07	3.7	SR9	8/10/2014 6:35	28.09	90.6	**5.88**	**5.2**	SR9	8/10/2014 12:35	28.53	102.5	6.60	2.8	SR9	8/10/2014 18:35	28.57	111.3	7.16	3.2
SR9	8/10/2014 0:40	28.32	108.6	7.03	3.9	SR9	8/10/2014 6:40	28.12	90.8	**5.89**	**5.5**	SR9	8/10/2014 12:40	28.66	106.9	6.87	3.0	SR9	8/10/2014 18:40	28.56	109.6	7.06	4.3
SR9	8/10/2014 0:45	28.32	110.0	7.12	3.7	SR9	8/10/2014 6:45	28.14	90.3	**5.86**	**5.8**	SR9	8/10/2014 12:45	28.68	110.1	7.08	3.0	SR9	8/10/2014 18:45	28.56	109.4	7.05	4.0
SR9	8/10/2014 0:50	28.33	109.7	7.11	3.5	SR9	8/10/2014 6:50	28.12	89.3	**5.80**	**5.4**	SR9	8/10/2014 12:50	28.68	108.3	6.96	3.2	SR9	8/10/2014 18:50	28.56	108.9	7.01	4.4
SR9	8/10/2014 0:55	28.34	109.7	7.11	3.6	SR9	8/10/2014 6:55	28.15	89.1	**5.78**	**7.1**	SR9	8/10/2014 12:55	28.73	113.7	7.31	3.0	SR9	8/10/2014 18:55	28.55	108.4	6.98	3.7
SR9	8/10/2014 1:00	28.34	109.4	7.09	3.8	SR9	8/10/2014 7:00	28.15	89.3	**5.79**	**7.8**	SR9	8/10/2014 13:00	28.70	113.4	7.29	3.2	SR9	8/10/2014 19:00	28.55	107.9	6.95	4.5
SR9	8/10/2014 1:05	28.33	109.5	7.09	3.7	SR9	8/10/2014 7:05	28.14	89.6	**5.81**	**6.7**	SR9	8/10/2014 13:05	28.69	113.0	7.26	3.1	SR9	8/10/2014 19:05	28.55	108.1	6.96	3.8
SR9	8/10/2014 1:10	28.33	109.0	7.05	3.4	SR9	8/10/2014 7:10	28.14	90.2	**5.85**	**5.3**	SR9	8/10/2014 13:10	28.71	117.0	7.52	3.4	SR9	8/10/2014 19:10	28.54	107.0	6.89	3.4
SR9	8/10/2014 1:15	28.32	108.8	7.04	3.7	SR9	8/10/2014 7:15	28.13	89.6	**5.81**	**5.4**	SR9	8/10/2014 13:15	28.69	115.0	7.39	2.7	SR9	8/10/2014 19:15	28.53	107.7	6.94	4.5
SR9	8/10/2014 1:20	28.32	108.4	7.02	3.7	SR9	8/10/2014 7:20	28.16	89.3	**5.79**	**7.4**	SR9	8/10/2014 13:20	28.71	118.0	7.58	2.9	SR9	8/10/2014 19:20	28.52	107.3	6.92	3.6
SR9	8/10/2014 1:25	28.31	108.1	7.00	**12.4**	SR9	8/10/2014 7:25	28.15	88.9	**5.77**	**7.7**	SR9	8/10/2014 13:25	28.74	121.7	7.82	3.0	SR9	8/10/2014 19:25	28.52	104.3	6.72	3.3
SR9	8/10/2014 1:30	28.31	108.8	7.04	3.9	SR9	8/10/2014 7:30	28.10	87.9	**5.71**	**7.0**	SR9	8/10/2014 13:30	28.75	122.5	7.87	3.0	SR9	8/10/2014 19:30	28.52	106.1	6.83	3.9
SR9	8/10/2014 1:35	28.31	108.0	6.99	3.7	SR9	8/10/2014 7:35	28.12	87.8	**5.70**	**6.7**	SR9	8/10/2014 13:35	28.77	119.7	7.69	3.0	SR9	8/10/2014 19:35	28.52	105.6	6.81	3.7
SR9	8/10/2014 1:40	28.31	108.0	6.99	4.1	SR9	8/10/2014 7:40	28.10	87.7	**5.70**	**8.0**	SR9	8/10/2014 13:40	28.81	115.2	7.39	2.9	SR9	8/10/2014 19:40	28.51	105.4	6.79	3.3
SR9	8/10/2014 1:45	28.31	106.8	6.92	3.4	SR9	8/10/2014 7:45	28.12	88.6	**5.75**	**7.3**	SR9	8/10/2014 13:45	28.78	118.4	7.60	3.4	SR9	8/10/2014 19:45	28.51	105.3	6.79	3.7
SR9	8/10/2014 1:50	28.30	106.6	6.90	3.4	SR9	8/10/2014 7:50	28.12	88.7	**5.75**	**5.6**	SR9	8/10/2014 13:50	28.78	120.5	7.73	2.9	SR9	8/10/2014 19:50	28.49	103.6	6.68	3.5
SR9	8/10/2014 1:55	28.30	105.4	6.83	3.6	SR9	8/10/2014 7:55	28.11	88.3	**5.73**	**7.8**	SR9	8/10/2014 13:55	28.77	123.1	7.90	3.6	SR9	8/10/2014 19:55	28.49	103.8	6.70	3.6
SR9	8/10/2014 2:00	28.30	103.8	6.73	3.4	SR9	8/10/2014 8:00	28.10	87.8	**5.70**	**6.1**	SR9	8/10/2014 14:00	28.80	117.0	7.51	2.6	SR9	8/10/2014 20:00	28.50	104.8	6.75	4.0
SR9	8/10/2014 2:05	28.30	102.6	6.64	3.7	SR9	8/10/2014 8:05	28.11	88.4	**5.74**	**8.5**	SR9	8/10/2014 14:05	28.81	114.0	7.32	3.0	SR9	8/10/2014 20:05	28.47	103.9	6.70	3.6
SR9	8/10/2014 2:10	28.31	101.3	6.56	3.7	SR9	8/10/2014 8:10	28.09	88.5	**5.74**	**6.2**	SR9	8/10/2014 14:10	28.77	115.5	7.41	3.2	SR9	8/10/2014 20:10	28.43	102.9	6.64	3.2
SR9	8/10/2014 2:15	28.30	102.3	6.63	4.0	SR9	8/10/2014 8:15	28.09	88.2	**5.72**	**6.1**	SR9	8/10/2014 14:15	28.76	117.1	7.52	2.9	SR9	8/10/2014 20:15	28.46	103.6	6.69	3.9
SR9	8/10/2014 2:20	28.29	102.2	6.62	4.0	SR9	8/10/2014 8:20	28.08	89.1	**5.78**	**5.7**	SR9	8/10/2014 14:20	28.83	114.8	7.37	2.9	SR9	8/10/2014 20:20	28.44	102.5	6.62	3.4
SR9	8/10/2014 2:25	28.28	103.5	6.70	3.5	SR9	8/10/2014 8:25	28.07	89.3	**5.80**	**5.5**	SR9	8/10/2014 14:25	28.84	118.9	7.62	3.3	SR9	8/10/2014 20:25	28.48	104.1	6.71	3.3
SR9	8/10/2014 2:30	28.28	101.8	6.59	3.6	SR9	8/10/2014 8:30	28.04	88.4	**5.74**	**5.3**	SR9	8/10/2014 14:30	28.83	118.5	7.60	3.2	SR9	8/10/2014 20:30	28.45	105.0	6.78	3.1
SR9	8/10/2014 2:35	28.28	100.2	6.50	3.9	SR9	8/10/2014 8:35	28.07	88.9	**5.77**	**5.7**	SR9	8/10/2014 14:35	28.85	114.5	7.34	3.3	SR9	8/10/2014 20:35	28.49	104.4	6.73	3.7
SR9	8/10/2014 2:40	28.25	103.0	6.68	3.4	SR9	8/10/2014 8:40	28.09	89.5	**5.81**	**5.9**	SR9	8/10/2014 14:40	28.82	115.4	7.40	2.9	SR9	8/10/2014 20:40	28.49	104.1	6.71	3.8
SR9	8/10/2014 2:45	28.25	102.5	6.64	3.9	SR9	8/10/2014 8:45	28.06	89.5	**5.81**	**5.4**	SR9	8/10/2014 14:45	28.88	121.7	7.80	2.8	SR9	8/10/2014 20:45	28.46	103.3	6.66	3.6
SR9	8/10/2014 2:50	28.24	101.6	6.59	3.7	SR9	8/10/2014 8:50	28.10	90.2	**5.85**	**5.9**	SR9	8/10/2014 14:50	28.76	109.6	7.04	2.7	SR9	8/10/2014 20:50	28.44	104.1	6.72	3.4
SR9	8/10/2014 2:55	28.24	101.1	6.55	3.6	SR9	8/10/2014 8:55	28.10	90.1	**5.85**	4.7	SR9	8/10/2014 14:55	28.84	113.9	7.30	3.2	SR9	8/10/2014 20:55	28.45	103.6	6.68	3.8
SR9	8/10/2014 3:00	28.26	99.8	6.47	3.9	SR9	8/10/2014 9:00	28.11	90.4	**5.87**	**5.5**	SR9	8/10/2014 15:00	28.94	128.8	8.25	2.9	SR9	8/10/2014 21:00	28.46	103.3	6.67	4.0
SR9	8/10/2014 3:05	28.25	102.1	6.62	4.0	SR9	8/10/2014 9:05	28.10	91.0	**5.91**	**5.0**	SR9	8/10/2014 15:05	28.99	128.9	8.25	2.9	SR9	8/10/2014 21:05	28.42	102.6	6.62	3.4
SR9	8/10/2014 3:10	28.23	103.3	6.70	3.6	SR9	8/10/2014 9:10	28.10	91.9	**5.96**	**5.1**	SR9	8/10/2014 15:10	28.97	129.6	8.29	3.4	SR9	8/10/2014 21:10	28.43	101.9	6.58	3.4
SR9	8/10/2014 3:15	28.22	103.2	6.69	3.4	SR9	8/10/2014 9:15	28.08	92.1	5.98	4.2	SR9	8/10/2014 15:15	28.98	129.4	8.28	3.0	SR9	8/10/2014 21:15	28.43	99.8	6.44	3.7
SR9	8/10/2014 3:20	28.18	102.0	6.62	3.5	SR9	8/10/2014 9:20	28.08	92.4	6.00	3.8	SR9	8/10/2014 15:20	28.96	130.0	8.32	**16.9**	SR9	8/10/2014 21:20	28.43	99.5	6.42	3.9
SR9	8/10/2014 3:25	28.19	102.4	6.65	3.3	SR9	8/10/2014 9:25	28.07	94.3	6.12	3.9	SR9	8/10/2014 15:25	28.96	130.2	8.33	3.0	SR9	8/10/2014 21:25	28.43	99.2	6.41	4.4
SR9	8/10/2014 3:30	28.23	102.0	6.61	4.0	SR9	8/10/2014 9:30	28.08	94.4	6.13	3.9	SR9	8/10/2014 15:30	28.93	132.1	8.46	3.0	SR9	8/10/2014 21:30	28.42	100.1	6.46	4.6
SR9	8/10/2014 3:35	28.19	101.3	6.58	4.3	SR9	8/10/2014 9:35	28.08	94.5	6.14	3.5	SR9	8/10/2014 15:35	28.89	132.9	8.51	2.8	SR9	8/10/2014 21:35	28.41	100.4	6.48	4.4
SR9	8/10/2014 3:40	28.22	101.6	6.60	4.1	SR9	8/10/2014 9:40	28.09	92.6	6.01	4.2	SR9	8/10/2014 15:40	28.86	128.0	8.21	3.4	SR9	8/10/2014 21:40	28.39	98.5	6.36	4.3
SR9	8/10/2014 3:45	28.24	99.9	6.48	4.1	SR9	8/10/2014 9:45	28.12	92.9	6.03	4.4	SR9	8/10/2014 15:45	28.85	128.0	8.20	3.3	SR9	8/10/2014 21:45	28.40	101.4	6.55	**5.0**
SR9	8/10/2014 3:50	28.20	99.2	6.44	4.3	SR9	8/10/2014 9:50	28.14	91.4	**5.92**	**5.0**	SR9	8/10/2014 15:50	28.86	128.2	8.22	3.4	SR9	8/10/2014 21:50	28.40	102.5	6.62	4.6
SR9	8/10/2014 3:55	28.21	98.9	6.42	3.6	SR9	8/10/2014 9:55	28.14	90.0	**5.83**	**5.7**	SR9	8/10/2014 15:55	28.89	129.6	8.30	3.0	SR9	8/10/2014 21:55	28.40	102.3	6.60	**4.9**
SR9	8/10/2014 4:00	28.21	97.0	6.29	4.4	SR9	8/10/2014 10:00	28.16	89.5	**5.80**	**5.5**	SR9	8/10/2014 16:00	28.86	127.6	8.18	3.1	SR9	8/10/2014 22:00	28.39	101.8	6.58	**4.9**
SR9	8/10/2014 4:05	28.19	96.4	6.26	3.8	SR9	8/10/2014 10:05	28.17	89.6	**5.81**	**5.0**	SR9	8/10/2014 16:05	28.85	126.6	8.12	3.1	SR9	8/10/2014 22:05	28.38	102.3	6.61	4.5
SR9	8/10/2014 4:10	28.22	96.2	6.24	4.0	SR9	8/10/2014 10:10	28.18	89.8	**5.82**	**5.9**	SR9	8/10/2014 16:10	28.84	126.2	8.09	3.3	SR9	8/10/2014 22:10	28.37	102.2	6.60	4.5
SR9	8/10/2014 4:15	28.20	95.6	6.20	4.0	SR9	8/10/2014 10:15	28.16	88.3	**5.73**	**6.0**	SR9	8/10/2014 16:15	28.84	127.4	8.17	3.2	SR9	8/10/2014 22:15	28.36	101.9	6.59	4.3
SR9	8/10/2014 4:20	28.23	94.9	6.15	4.2	SR9	8/10/2014 10:20	28.17	88.5	**5.74**	**6.1**	SR9	8/10/2014 16:20	28.82	120.8	7.75	2.7	SR9	8/10/2014 22:20	28.35	102.1	6.60	4.4
SR9	8/10/2014 4:25	28.22	95.5	6.19	4.1	SR9	8/10/2014 10:25	28.16	90.2	**5.85**	**5.1**	SR9	8/10/2014 16:25	28.81	119.6	7.67	2.9	SR9	8/10/2014 22:25	28.36	102.0	6.59	4.5
SR9	8/10/2014 4:30	28.15	96.5	6.27	3.6	SR9	8/10/2014 10:30	28.16	90.9	**5.89**	**5.2**	SR9	8/10/2014 16:30	28.76	119.6	7.67	4.4	SR9	8/10/2014 22:30	28.34	101.9	6.59	4.1
SR9	8/10/2014 4:35	28.13	96.7	6.28	4.0	SR9	8/10/2014 10:35	28.18	91.7	**5.94**	4.7	SR9	8/10/2014 16:35	28.76	121.1	7.78	3.3	SR9	8/10/2014 22:35	28.33	102.7	6.64	4.4
SR9	8/10/2014 4:40	28.11	97.1	6.31	3.5	SR9	8/10/2014 10:40	28.18	91.7	**5.94**	**4.8**	SR9	8/10/2014 16:40	28.75	118.4	7.60	3.0	SR9	8/10/2014 22:40	28.33	102.5	6.62	4.0
SR9	8/10/2014 4:45	28.12	97.2	6.31	3.6	SR9	8/10/2014 10:45	28.18	92.6	6.00	4.4	SR9	8/10/2014 16:45	28.74	116.8	7.50	2.8	SR9	8/10/2014 22:45	28.33	102.4	6.62	4.0
SR9	8/10/2014 4:50	28.09	96.8	6.29	3.4	SR9	8/10/2014 10:50	28.19	93.0	6.03	**4.9**	SR9	8/10/2014 16:50	28.74	115.8	7.44	3.0	SR9	8/10/2014 22:50	28.33	101.8	6.58	4.2
SR9	8/10/2014 4:55	28.06	97.0	6.31	3.6	SR9	8/10/2014 10:55	28.21	93.4	6.05	4.4	SR9	8/10/2014 16:55	28.71	115.7	7.43	2.5	SR9	8/10/2014 22:55	28.33	102.3	6.62	4.0
SR9	8/10/2014 5:00	28.12	98.4	6.39	3.6	SR9	8/10/2014 11:00	28.20	94.0	6.09	4.2	SR9	8/10/2014 17:00	28.71	116.6	7.49	3.2	SR9	8/10/2014 23:00	28.31	102.6	6.64	4.1
SR9	8/10/2014 5:05	28.10	95.9	6.23	4.0	SR9	8/10/2014 11:05	28.24	94.8	6.14	3.9	SR9	8/10/2014 17:05	28.70	117.4	7.54	2.9	SR9	8/10/2014 23:05	28.31	102.4	6.62	4.1
SR9	8/10/2014 5:10	28.11	95.2	6.18	3.9	SR9	8/10/2014 11:10	28.24	95.8	6.20	4.0	SR9	8/10/2014 17:10	28.66	117.3	7.54	2.6	SR9	8/10/2014 23:10	28.32	102.4	6.62	4.3
SR9	8/10/2014 5:15	28.10	94.9	6.16	3.9	SR9	8/10/2014 11:15	28.24	96.3	6.23	4.0	SR9	8/10/2014 17:15	28.66	116.6	7.50	2.9	SR9	8/10/2014 23:15	28.30	103.4	6.69	4.3
SR9	8/10/2014 5:20	28.13	95.3	6.18	3.7	SR9	8/10/2014 11:20	28.25	96.5	6.25	3.7	SR9	8/10/2014 17:20	28.65	115.8	7.45	2.5	SR9	8/10/2014 23:20	28.32	103.5	6.69	3.7
SR9	8/10/2014 5:25	28.15	95.7	6.21	3.6	SR9	8/10/2014 11:25	28.25	97.6	6.31	3.7	SR9	8/10/2014 17:25	28.63	114.9	7.39	3.0	SR9	8/10/2014 23:25	28.33	103.0	6.66	4.0
SR9	8/10/2014 5:30	28.13	94.8	6.15	4.1	SR9	8/10/2014 11:30	28.27	98.4	6.36	3.4	SR9	8/10/2014 17:30	28.64	115.0	7.40	2.6	SR9	8/10/2014 23:30	28.33	102.6	6.64	4.1
SR9	8/10/2014 5:35	28.13	94.8	6.15	4.3	SR9	8/10/2014 11:35	28.28	99.2	6.42	3.7	SR9	8/10/2014 17:35	28.62	114.1	7.34	2.5	SR9	8/10/2014 23:35	28.34	101.7	6.57	4.3
SR9	8/10/2014 5:40	28.14	94.6	6.14	4.3	SR9	8/10/2014 11:40	28.30	98.8	6.39	3.5	SR9	8/10/2014 17:40	28.61	115.3	7.42	2.9	SR9	8/10/2014 23:40	28.34	100.0	6.46	4.6
SR9	8/10/2014 5:45	28.18	94.9	6.15	4.7	SR9	8/10/2014 11:45	28.29	100.0	6.47	3.5	SR9	8/10/2014 17:45	28.55	112.9	7.27	2.6	SR9	8/10/2014 23:45	28.34	100.6	6.50	4.3
SR9	8/10/2014 5:50	28.17	94.0	6.10	4.4	SR9	8/10/2014 11:50	28.33	100.1	6.47	3.4	SR9	8/10/2014 17:50	28.58	112.1	7.22	2.9	SR9	8/10/2014 23:50	28.34	100.9	6.52	4.2
SR9	8/10/2014 5:55	28.13	93.9	6.09	3.8	SR9	8/10/2014 11:55	28.35	101.9	6.58	3.4	SR9	8/10/2014 17:55	28.57	112.0	7.21	2.8	SR9	8/10/2014 23:55	28.34	100.1	6.47	4.5

Station	Timestamp	Temp (° C)	DO (%)	DO (mg/L)	Tur (NTU)	Station	Timestamp	Temp (° C)	DO (%)	DO (mg/L)	Tur (NTU)	Station	Timestamp	Temp (° C)	DO (%)	DO (mg/L)	Tur (NTU)	Station	41920.91667	28.39	101.8	6.58	4.9
SR10	8/10/2014 0:00	28.73	74.2	**4.78**	2.7	SR10	8/10/2014 6:00	28.58	77.3	**4.99**	4.2	SR10	8/10/2014 12:00	28.68	77.0	**4.97**	1.9	SR10	8/10/2014 18:00	28.65	83.3	**5.39**	1.3
SR10	8/10/2014 0:05	28.75	79.9	**5.14**	3.3	SR10	8/10/2014 6:05	28.57	77.6	**5.01**	4.0	SR10	8/10/2014 12:05	28.74	81.5	**5.25**	1.8	SR10	8/10/2014 18:05	28.68	82.8	**5.35**	1.2
SR10	8/10/2014 0:10	28.74	76.4	**4.92**	2.7	SR10	8/10/2014 6:10	28.58	77.6	**5.01**	3.5	SR10	8/10/2014 12:10	28.80	83.8	**5.40**	1.8	SR10	8/10/2014 18:10	28.69	80.1	**5.18**	1.4
SR10	8/10/2014 0:15	28.76	82.9	**5.33**	3.5	SR10	8/10/2014 6:15	28.59	78.6	**5.07**	3.8	SR10	8/10/2014 12:15	28.80	83.5	**5.38**	1.7	SR10	8/10/2014 18:15	28.69	79.9	**5.16**	1.4
SR10	8/10/2014 0:20	28.76	83.1	**5.35**	3.8	SR10	8/10/2014 6:20	28.60	78.9	**5.09**	3.3	SR10	8/10/2014 12:20	28.81	83.2	**5.36**	1.8	SR10	8/10/2014 18:20	28.69	79.8	**5.15**	1.2
SR10	8/10/2014 0:25	28.75	79.9	**5.14**	3.4	SR10	8/10/2014 6:25	28.59	77.9	**5.03**	3.4	SR10	8/10/2014 12:25	28.81	82.9	**5.34**	1.5	SR10	8/10/2014 18:25	28.73	83.6	**5.40**	1.9
SR10	8/10/2014 0:30	28.74	81.9	**5.27**	3.6	SR10	8/10/2014 6:30	28.54	77.0	**4.98**	3.5	SR10	8/10/2014 12:30	28.83	84.8	**5.46**	2.0	SR10	8/10/2014 18:30	28.74	82.1	**5.30**	1.5
SR10	8/10/2014 0:35	28.75	83.8	**5.39**	3.7	SR10	8/10/2014 6:35	28.57	73.2	**4.73**	3.8	SR10	8/10/2014 12:35	28.82	82.7	**5.33**	1.5	SR10	8/10/2014 18:35	28.75	81.9	**5.29**	1.3
SR10	8/10/2014 0:40	28.73	82.4	**5.30**	3.3	SR10	8/10/2014 6:40	28.54	77.3	**5.00**	3.4	SR10	8/10/2014 12:40	28.83	85.3	**5.49**	1.9	SR10	8/10/2014 18:40	28.76	83.5	**5.39**	1.4
SR10	8/10/2014 0:45	28.73	81.9	**5.28**	3.2	SR10	8/10/2014 6:45	28.51	77.8	**5.03**	4.2	SR10	8/10/2014 12:45	28.85	85.7	**5.51**	1.5	SR10	8/10/2014 18:45	28.74	82.2	**5.31**	1.6
SR10	8/10/2014 0:50	28.73	81.2	**5.22**	3.0	SR10	8/10/2014 6:50	28.52	76.6	**4.96**	3.2	SR10	8/10/2014 12:50	28.84	85.3	**5.49**	1.6	SR10	8/10/2014 18:50	28.74	82.7	**5.34**	1.7
SR10	8/10/2014 0:55	28.75	81.0	**5.21**	3.2	SR10	8/10/2014 6:55	28.49	78.4	**5.07**	3.0	SR10	8/10/2014 12:55	28.86	85.7	**5.51**	1.5	SR10	8/10/2014 18:55	28.73	80.7	**5.21**	1.8
SR10	8/10/2014 1:00	28.74	77.6	**4.99**	3.0	SR10	8/10/2014 7:00	28.51	78.2	**5.06**	3.3	SR10	8/10/2014 13:00	28.87	85.0	**5.47**	1.5	SR10	8/10/2014 19:00	28.73	80.6	**5.20**	2.1
SR10	8/10/2014 1:05	28.74	82.2	**5.29**	3.9	SR10	8/10/2014 7:05	28.49	78.5	**5.08**	3.2	SR10	8/10/2014 13:05	28.89	84.8	**5.45**	1.4	SR10	8/10/2014 19:05	28.72	77.7	**5.02**	1.7
SR10	8/10/2014 1:10	28.72	80.8	**5.20**	3.2	SR10	8/10/2014 7:10	28.51	78.3	**5.07**	3.1	SR10	8/10/2014 13:10	28.90	85.5	**5.50**	1.2	SR10	8/10/2014 19:10	28.69	81.4	**5.26**	2.1
SR10	8/10/2014 1:15	28.73	82.8	**5.33**	3.2	SR10	8/10/2014 7:15	28.49	78.7	**5.09**	2.8	SR10	8/10/2014 13:15	28.89	84.0	**5.40**	1.4	SR10	8/10/2014 19:15	28.69	81.1	**5.24**	1.9
SR10	8/10/2014 1:20	28.74	82.8	**5.33**	3.4	SR10	8/10/2014 7:20	28.51	79.0	**5.11**	2.9	SR10	8/10/2014 13:20	28.87	85.9	**5.52**	1.2	SR10	8/10/2014 19:20	28.68	78.2	**5.06**	1.6
SR10	8/10/2014 1:25	28.74	83.3	**5.36**	3.2	SR10	8/10/2014 7:25	28.52	79.0	**5.11**	3.2	SR10	8/10/2014 13:25	28.89	86.0	**5.53**	1.2	SR10	8/10/2014 19:25	28.64	81.7	**5.28**	2.3
SR10	8/10/2014 1:30	28.73	83.7	**5.39**	3.5	SR10	8/10/2014 7:30	28.50	78.5	**5.08**	3.2	SR10	8/10/2014 13:30	28.88	85.3	**5.48**	1.2	SR10	8/10/2014 19:30	28.64	82.0	**5.30**	2.1
SR10	8/10/2014 1:35	28.73	84.2	**5.42**	3.2	SR10	8/10/2014 7:35	28.53	79.1	**5.11**	3.6	SR10	8/10/2014 13:35	28.86	84.7	**5.45**	1.3	SR10	8/10/2014 19:35	28.65	79.1	**5.11**	1.9
SR10	8/10/2014 1:40	28.71	84.1	**5.42**	2.6	SR10	8/10/2014 7:40	28.52	78.7	**5.09**	3.0	SR10	8/10/2014 13:40	28.84	84.1	**5.42**	1.0	SR10	8/10/2014 19:40	28.65	79.2	**5.12**	3.7
SR10	8/10/2014 1:45	28.69	84.8	**5.46**	3.3	SR10	8/10/2014 7:45	28.50	79.4	**5.14**	2.9	SR10	8/10/2014 13:45	28.85	84.2	**5.42**	0.8	SR10	8/10/2014 19:45	28.66	76.9	**4.97**	**6.4**
SR10	8/10/2014 1:50	28.68	84.4	**5.44**	3.2	SR10	8/10/2014 7:50	28.49	79.4	**5.14**	2.5	SR10	8/10/2014 13:50	28.86	84.8	**5.46**	1.0	SR10	8/10/2014 19:50	28.64	77.7	**5.02**	**4.9**
SR10	8/10/2014 1:55	28.69	84.5	**5.44**	3.5	SR10	8/10/2014 7:55	28.50	79.5	**5.15**	2.9	SR10	8/10/2014 13:55	28.86	84.8	**5.46**	0.9	SR10	8/10/2014 19:55	28.65	77.6	**5.01**	3.6
SR10	8/10/2014 2:00	28.64	84.3	**5.44**	3.2	SR10	8/10/2014 8:00	28.50	80.5	**5.21**	2.9	SR10	8/10/2014 14:00	28.87	85.8	**5.52**	1.2	SR10	8/10/2014 20:00	28.67	76.9	**4.97**	3.8
SR10	8/10/2014 2:05	28.72	82.9	**5.34**	**5.5**	SR10	8/10/2014 8:05	28.50	80.6	**5.22**	2.5	SR10	8/10/2014 14:05	28.90	86.1	**5.54**	1.5	SR10	8/10/2014 20:05	28.63	76.2	**4.93**	2.7
SR10	8/10/2014 2:10	28.72	82.5	**5.31**	**5.4**	SR10	8/10/2014 8:10	28.49	80.3	**5.20**	2.7	SR10	8/10/2014 14:10	28.89	85.8	**5.52**	1.2	SR10	8/10/2014 20:10	28.65	80.0	**5.17**	4.1
SR10	8/10/2014 2:15	28.64	81.8	**5.27**	**7.0**	SR10	8/10/2014 8:15	28.51	80.7	**5.22**	2.0	SR10	8/10/2014 14:15	28.89	85.4	**5.49**	0.9	SR10	8/10/2014 20:15	28.66	76.7	**4.96**	3.2
SR10	8/10/2014 2:20	28.63	81.7	**5.27**	**7.0**	SR10	8/10/2014 8:20	28.51	80.8	**5.22**	2.3	SR10	8/10/2014 14:20	28.89	85.4	**5.49**	1.2	SR10	8/10/2014 20:20	28.65	78.1	**5.05**	3.0
SR10	8/10/2014 2:25	28.63	81.5	**5.26**	**6.3**	SR10	8/10/2014 8:25	28.49	80.6	**5.22**	1.9	SR10	8/10/2014 14:25	28.89	86.5	**5.56**	1.8	SR10	8/10/2014 20:25	28.64	76.6	**4.95**	2.6
SR10	8/10/2014 2:30	28.64	81.4	**5.25**	**8.1**	SR10	8/10/2014 8:30	28.44	80.8	**5.24**	2.3	SR10	8/10/2014 14:30	28.83	85.8	**5.52**	2.5	SR10	8/10/2014 20:30	28.65	76.2	**4.93**	3.6
SR10	8/10/2014 2:35	28.64	81.8	**5.28**	**5.8**	SR10	8/10/2014 8:35	28.52	81.0	**5.24**	2.2	SR10	8/10/2014 14:35	28.82	85.6	**5.51**	2.5	SR10	8/10/2014 20:35	28.65	71.1	**4.60**	2.6
SR10	8/10/2014 2:40	28.65	82.3	**5.30**	**5.7**	SR10	8/10/2014 8:40	28.53	81.0	**5.24**	2.2	SR10	8/10/2014 14:40	28.81	85.1	**5.48**	2.4	SR10	8/10/2014 20:40	28.64	73.7	**4.77**	2.5
SR10	8/10/2014 2:45	28.67	82.4	**5.31**	**7.0**	SR10	8/10/2014 8:45	28.51	81.0	**5.25**	2.1	SR10	8/10/2014 14:45	28.81	85.2	**5.49**	2.7	SR10	8/10/2014 20:45	28.64	71.7	**4.63**	3.1
SR10	8/10/2014 2:50	28.66	82.3	**5.31**	**6.3**	SR10	8/10/2014 8:50	28.57	81.4	**5.26**	2.8	SR10	8/10/2014 14:50	28.80	85.4	**5.50**	2.9	SR10	8/10/2014 20:50	28.64	73.1	**4.73**	3.6
SR10	8/10/2014 2:55	28.63	81.7	**5.27**	**5.6**	SR10	8/10/2014 8:55	28.56	81.0	**5.24**	2.5	SR10	8/10/2014 14:55	28.79	85.0	**5.48**	2.7	SR10	8/10/2014 20:55	28.62	72.1	**4.66**	3.0
SR10	8/10/2014 3:00	28.62	82.0	**5.29**	**6.0**	SR10	8/10/2014 9:00	28.58	81.2	**5.25**	2.7	SR10	8/10/2014 15:00	28.78	85.6	**5.52**	2.5	SR10	8/10/2014 21:00	28.63	74.6	**4.83**	4.5
SR10	8/10/2014 3:05	28.63	81.6	**5.26**	**15.1**	SR10	8/10/2014 9:05	28.61	81.2	**5.24**	3.4	SR10	8/10/2014 15:05	28.78	85.6	**5.52**	2.7	SR10	8/10/2014 21:05	28.63	80.3	**5.19**	4.3
SR10	8/10/2014 3:10	28.62	81.5	**5.26**	**6.0**	SR10	8/10/2014 9:10	28.61	81.4	**5.26**	3.7	SR10	8/10/2014 15:10	28.79	85.2	**5.49**	2.3	SR10	8/10/2014 21:10	28.62	78.1	**5.05**	2.9
SR10	8/10/2014 3:15	28.62	81.6	**5.26**	**6.6**	SR10	8/10/2014 9:15	28.61	81.5	**5.26**	3.5	SR10	8/10/2014 15:15	28.79	84.4	**5.44**	2.4	SR10	8/10/2014 21:15	28.63	76.7	**4.96**	3.6
SR10	8/10/2014 3:20	28.59	80.2	**5.17**	**5.1**	SR10	8/10/2014 9:20	28.60	81.8	**5.28**	3.4	SR10	8/10/2014 15:20	28.79	84.1	**5.43**	4.5	SR10	8/10/2014 21:20	28.63	77.8	**5.03**	3.5
SR10	8/10/2014 3:25	28.60	80.6	**5.20**	**6.4**	SR10	8/10/2014 9:25	28.61	80.9	**5.23**	3.4	SR10	8/10/2014 15:25	28.80	83.9	**5.41**	2.6	SR10	8/10/2014 21:25	28.62	75.9	**4.91**	3.1
SR10	8/10/2014 3:30	28.59	80.6	**5.20**	**6.3**	SR10	8/10/2014 9:30	28.61	80.1	**5.18**	3.0	SR10	8/10/2014 15:30	28.79	83.4	**5.38**	2.3	SR10	8/10/2014 21:30	28.63	75.1	**4.85**	2.9
SR10	8/10/2014 3:35	28.60	80.0	**5.16**	**5.7**	SR10	8/10/2014 9:35	28.61	79.4	**5.13**	3.2	SR10	8/10/2014 15:35	28.80	83.5	**5.38**	2.6	SR10	8/10/2014 21:35	28.61	76.0	**4.91**	2.8
SR10	8/10/2014 3:40	28.60	80.9	**5.22**	**5.5**	SR10	8/10/2014 9:40	28.60	79.0	**5.10**	3.5	SR10	8/10/2014 15:40	28.80	83.2	**5.37**	2.1	SR10	8/10/2014 21:40	28.48	82.8	**5.37**	4.5
SR10	8/10/2014 3:45	28.61	80.0	**5.16**	**6.0**	SR10	8/10/2014 9:45	28.59	77.6	**5.01**	2.9	SR10	8/10/2014 15:45	28.81	83.4	**5.38**	2.5	SR10	8/10/2014 21:45	28.48	82.8	**5.37**	2.6
SR10	8/10/2014 3:50	28.59	80.2	**5.18**	**5.5**	SR10	8/10/2014 9:50	28.61	81.6	**5.27**	3.0	SR10	8/10/2014 15:50	28.77	83.2	**5.37**	2.1	SR10	8/10/2014 21:50	28.51	82.7	**5.36**	3.3
SR10	8/10/2014 3:55	28.59	79.6	**5.14**	**5.7**	SR10	8/10/2014 9:55	28.52	79.9	**5.17**	1.8	SR10	8/10/2014 15:55	28.79	83.1	**5.36**	1.9	SR10	8/10/2014 21:55	28.50	82.7	**5.36**	4.2
SR10	8/10/2014 4:00	28.61	81.2	**5.24**	**6.0**	SR10	8/10/2014 10:00	28.52	80.4	**5.20**	1.6	SR10	8/10/2014 16:00	28.77	83.6	**5.39**	1.9	SR10	8/10/2014 22:00	28.53	82.9	**5.37**	3.5
SR10	8/10/2014 4:05	28.61	81.1	**5.23**	**5.4**	SR10	8/10/2014 10:05	28.53	78.1	**5.05**	1.7	SR10	8/10/2014 16:05	28.78	83.1	**5.37**	2.0	SR10	8/10/2014 22:05	28.60	82.7	**5.35**	2.8
SR10	8/10/2014 4:10	28.59	81.4	**5.25**	**5.1**	SR10	8/10/2014 10:10	28.54	77.2	**4.99**	1.6	SR10	8/10/2014 16:10	28.79	83.4	**5.38**	1.7	SR10	8/10/2014 22:10	28.57	82.8	**5.36**	3.9
SR10	8/10/2014 4:15	28.61	81.0	**5.22**	**5.2**	SR10	8/10/2014 10:15	28.57	78.4	**5.07**	2.3	SR10	8/10/2014 16:15	28.76	83.0	**5.36**	2.1	SR10	8/10/2014 22:15	28.54	82.2	**5.33**	**5.0**
SR10	8/10/2014 4:20	28.57	78.6	**5.07**	**4.8**	SR10	8/10/2014 10:20	28.54	76.7	**4.96**	1.9	SR10	8/10/2014 16:20	28.77	83.3	**5.38**	1.8	SR10	8/10/2014 22:20	28.55	82.1	**5.32**	3.1
SR10	8/10/2014 4:25	28.61	75.9	**4.90**	4.7	SR10	8/10/2014 10:25	28.52	77.9	**5.04**	1.3	SR10	8/10/2014 16:25	28.81	86.0	**5.54**	2.0	SR10	8/10/2014 22:25	28.59	82.1	**5.31**	3.5
SR10	8/10/2014 4:30	28.56	79.2	**5.11**	**6.3**	SR10	8/10/2014 10:30	28.52	76.9	**4.98**	1.7	SR10	8/10/2014 16:30	28.83	86.5	**5.57**	2.0	SR10	8/10/2014 22:30	28.65	82.4	**5.33**	3.6
SR10	8/10/2014 4:35	28.58	78.0	**5.03**	**4.9**	SR10	8/10/2014 10:35	28.53	76.6	**4.96**	1.3	SR10	8/10/2014 16:35	28.85	86.4	**5.56**	1.9	SR10	8/10/2014 22:35	28.55	82.2	**5.32**	3.5
SR10	8/10/2014 4:40	28.59	73.6	**4.75**	**5.2**	SR10	8/10/2014 10:40	28.55	76.4	**4.94**	1.5	SR10	8/10/2014 16:40	28.82	83.5	**5.38**	1.8	SR10	8/10/2014 22:40	28.63	82.2	**5.32**	4.5
SR10	8/10/2014 4:45	28.62	80.4	**5.18**	**5.0**	SR10	8/10/2014 10:45	28.53	78.5	**5.08**	1.2	SR10	8/10/2014 16:45	28.83	82.2	**5.30**	2.2	SR10	8/10/2014 22:45	28.65	82.6	**5.34**	4.0
SR10	8/10/2014 4:50	28.60	79.8	**5.15**	4.6	SR10	8/10/2014 10:50	28.54	78.6	**5.08**	1.3	SR10	8/10/2014 16:50	28.75	81.5	**5.26**	2.3	SR10	8/10/2014 22:50	28.65	81.5	**5.27**	4.1
SR10	8/10/2014 4:55	28.60	78.1	**5.04**	4.0	SR10	8/10/2014 10:55	28.54	79.5	**5.14**	1.1	SR10	8/10/2014 16:55	28.73	82.3	**5.32**	1.8	SR10	8/10/2014 22:55	28.62	79.6	**5.15**	4.2
SR10	8/10/2014 5:00	28.60	79.5	**5.13**	4.3	SR10	8/10/2014 11:00	28.56	79.1	**5.12**	1.2	SR10	8/10/2014 17:00	28.73	81.7	**5.28**	1.9	SR10	8/10/2014 23:00	28.59	80.0	**5.18**	4.5
SR10	8/10/2014 5:05	28.59	78.7	**5.08**	**5.0**	SR10	8/10/2014 11:05	28.58	78.4	**5.07**	1.7	SR10	8/10/2014 17:05	28.72	83.4	**5.39**	2.1	SR10	8/10/2014 23:05	28.62	79.4	**5.14**	3.6
SR10	8/10/2014 5:10	28.60	80.5	**5.19**	**6.1**	SR10	8/10/2014 11:10	28.59	81.0	**5.24**	1.2	SR10	8/10/2014 17:10	28.71	83.5	**5.39**	1.5	SR10	8/10/2014 23:10	28.63	75.0	**4.85**	4.6
SR10	8/10/2014 5:15	28.60	83.2	**5.37**	3.7	SR10	8/10/2014 11:15	28.59	79.0	**5.11**	1.6	SR10	8/10/2014 17:15	28.72	84.0	**5.43**	1.6	SR10	8/10/2014 23:15	28.62	80.9	**5.23**	3.7
SR10	8/10/2014 5:20	28.58	82.1	**5.30**	**5.2**	SR10	8/10/2014 11:20	28.61	77.7	**5.02**	1.7	SR10	8/10/2014 17:20	28.72	84.7	**5.47**	2.2	SR10	8/10/2014 23:20	28.63	78.3	**5.06**	4.1
SR10	8/10/2014 5:25	28.58	78.4	**5.06**	3.7	SR10	8/10/2014 11:25	28.62	75.1	**4.86**	1.4	SR10	8/10/2014 17:25	28.70	84.4	**5.45**	1.5	SR10	8/10/2014 23:25	28.61	78.5	**5.08**	3.8
SR10	8/10/2014 5:30	28.58	73.5	**4.74**	4.6	SR10	8/10/2014 11:30	28.62	75.6	**4.88**	1.5	SR10	8/10/2014 17:30	28.69	84.2	**5.44**	1.5	SR10	8/10/2014 23:30	28.63	74.0	**4.79**	**4.9**
SR10	8/10/2014 5:35	28.57	68.9	**4.45**	3.8	SR10	8/10/2014 11:35	28.63	76.0	**4.91**	1.6	SR10	8/10/2014 17:35	28.72	84.1	**5.43**	1.5	SR10	8/10/2014 23:35	28.61	74.2	**4.80**	3.0
SR10	8/10/2014 5:40	28.58	74.8	**4.82**	4.0	SR10	8/10/2014 11:40	28.65	74.3	**4.80**	1.9	SR10	8/10/2014 17:40	28.75	85.1	**5.49**	1.6	SR10	8/10/2014 23:40	28.59	74.9	**4.85**	3.7
SR10	8/10/2014 5:45	28.58	78.9	**5.10**	4.5	SR10	8/10/2014 11:45	28.65	73.7	**4.76**	1.9	SR10	8/10/2014 17:45	28.72	84.3	**5.44**	1.3	SR10	8/10/2014 23:45	28.58	74.1	**4.79**	2.8
SR10	8/10/2014 5:50	28.58	78.9	**5.09**	4.1	SR10	8/10/2014 11:50	28.66	74.2	**4.79**	1.8	SR10	8/10/2014 17:50	28.72	84.5	**5.45**	1.5	SR10	8/10/2014 23:50	28.61	71.2	**4.61**	3.5
SR10	8/10/2014 5:55	28.58	74.0	**4.78**	3.9	SR10	8/10/2014 11:55	28.66	74.6	**4.82**	1.7	SR10	8/10/2014 17:55	28.67	83.9	**5.42**	1.6	SR10	8/10/2014 23:55	28.62	69.6	**4.50**	3.6

Station	Timestamp	Temp (° C)	DO (%)	DO (mg/L)	Tur (NTU)	Station	Timestamp	Temp (° C)	DO (%)	DO (mg/L)	Tur (NTU)	Station	Timestamp	Temp (° C)	DO (%)	DO (mg/L)	Tur (NTU)	Station	Timestamp	Temp (°C)	DO (%)	DO (mg/L)	Tur (NTU)
SR11	8/10/2014 0:00	28.60	71.5	**4.71**	0.8	SR11	8/10/2014 6:00	28.57	70.5	**4.65**	0.6	SR11	8/10/2014 12:00	28.76	77.8	**5.13**	0.5	SR11	8/10/2014 18:00	28.80	80.7	**5.32**	1.8
SR11	8/10/2014 0:05	28.61	73.4	**4.84**	1.0	SR11	8/10/2014 6:05	28.60	70.9	**4.67**	0.5	SR11	8/10/2014 12:05	28.77	78.4	**5.17**	0.7	SR11	8/10/2014 18:05	28.79	80.3	**5.30**	1.6
SR11	8/10/2014 0:10	28.64	72.9	**4.80**	1.5	SR11	8/10/2014 6:10	28.65	66.9	**4.41**	1.1	SR11	8/10/2014 12:10	28.75	78.3	**5.16**	0.5	SR11	8/10/2014 18:10	28.80	79.9	**5.27**	1.4
SR11	8/10/2014 0:15	28.73	73.2	**4.81**	2.3	SR11	8/10/2014 6:15	28.60	70.3	**4.63**	0.5	SR11	8/10/2014 12:15	28.74	78.7	**5.19**	0.8	SR11	8/10/2014 18:15	28.79	76.9	**5.07**	1.3
SR11	8/10/2014 0:20	28.72	75.3	**4.95**	2.1	SR11	8/10/2014 6:20	28.63	70.4	**4.63**	0.6	SR11	8/10/2014 12:20	28.70	79.1	**5.22**	0.5	SR11	8/10/2014 18:20	28.79	79.9	**5.27**	1.6
SR11	8/10/2014 0:25	28.71	73.8	**4.85**	2.2	SR11	8/10/2014 6:25	28.56	72.3	**4.78**	0.7	SR11	8/10/2014 12:25	28.70	79.3	**5.23**	0.4	SR11	8/10/2014 18:25	28.80	74.4	**4.90**	3.3
SR11	8/10/2014 0:30	28.71	74.4	**4.89**	2.0	SR11	8/10/2014 6:30	28.59	71.5	**4.72**	0.7	SR11	8/10/2014 12:30	28.72	79.5	**5.25**	1.0	SR11	8/10/2014 18:30	28.80	78.0	**5.13**	4.3
SR11	8/10/2014 0:35	28.58	75.8	**5.00**	1.4	SR11	8/10/2014 6:35	28.57	72.5	**4.79**	0.6	SR11	8/10/2014 12:35	28.72	78.6	**5.19**	0.5	SR11	8/10/2014 18:35	28.81	73.4	**4.83**	**7.6**
SR11	8/10/2014 0:40	28.68	74.7	**4.91**	1.9	SR11	8/10/2014 6:40	28.52	73.7	**4.88**	1.0	SR11	8/10/2014 12:40	28.75	77.9	**5.13**	0.7	SR11	8/10/2014 18:40	28.81	71.9	**4.72**	1.9
SR11	8/10/2014 0:45	28.67	74.5	**4.90**	1.8	SR11	8/10/2014 6:45	28.58	72.9	**4.82**	0.8	SR11	8/10/2014 12:45	28.83	78.0	**5.14**	1.4	SR11	8/10/2014 18:45	28.81	73.1	**4.80**	**5.1**
SR11	8/10/2014 0:50	28.56	73.6	**4.85**	1.4	SR11	8/10/2014 6:50	28.61	71.1	**4.69**	0.6	SR11	8/10/2014 12:50	28.85	79.1	**5.21**	1.3	SR11	8/10/2014 18:50	28.81	74.7	**4.92**	1.5
SR11	8/10/2014 0:55	28.55	74.5	**4.91**	1.1	SR11	8/10/2014 6:55	28.60	71.8	**4.75**	1.1	SR11	8/10/2014 12:55	28.74	76.5	**5.05**	1.0	SR11	8/10/2014 18:55	28.81	82.8	**5.44**	2.3
SR11	8/10/2014 1:00	28.54	74.7	**4.94**	0.8	SR11	8/10/2014 7:00	28.53	74.3	**4.91**	0.8	SR11	8/10/2014 13:00	28.73	77.1	**5.09**	0.6	SR11	8/10/2014 19:00	28.79	68.1	**4.48**	1.6
SR11	8/10/2014 1:05	28.60	74.4	**4.90**	1.2	SR11	8/10/2014 7:05	28.56	73.2	**4.84**	0.7	SR11	8/10/2014 13:05	28.71	74.2	**4.90**	0.7	SR11	8/10/2014 19:05	28.79	87.8	**5.78**	1.0
SR11	8/10/2014 1:10	28.60	75.0	**4.94**	1.4	SR11	8/10/2014 7:10	28.50	74.5	**4.93**	1.4	SR11	8/10/2014 13:10	28.71	76.4	**5.04**	0.6	SR11	8/10/2014 19:10	28.79	67.6	**4.45**	1.2
SR11	8/10/2014 1:15	28.55	76.0	**5.01**	0.7	SR11	8/10/2014 7:15	28.54	71.9	**4.75**	2.1	SR11	8/10/2014 13:15	28.70	75.7	**5.00**	0.8	SR11	8/10/2014 19:15	28.80	71.6	**4.71**	**5.1**
SR11	8/10/2014 1:20	28.59	75.2	**4.96**	1.1	SR11	8/10/2014 7:20	28.55	70.5	**4.66**	1.0	SR11	8/10/2014 13:20	28.72	75.0	**4.95**	0.6	SR11	8/10/2014 19:20	28.79	69.4	**4.56**	1.5
SR11	8/10/2014 1:25	28.61	75.7	**4.99**	1.4	SR11	8/10/2014 7:25	28.56	70.0	**4.63**	1.0	SR11	8/10/2014 13:25	28.72	73.2	**4.83**	0.9	SR11	8/10/2014 19:25	28.78	70.3	**4.63**	1.5
SR11	8/10/2014 1:30	28.62	75.6	**4.98**	1.0	SR11	8/10/2014 7:30	28.57	70.3	**4.64**	1.5	SR11	8/10/2014 13:30	28.70	75.4	**4.98**	0.6	SR11	8/10/2014 19:30	28.77	68.7	**4.52**	1.3
SR11	8/10/2014 1:35	28.58	74.4	**4.91**	1.3	SR11	8/10/2014 7:35	28.55	70.1	**4.63**	1.0	SR11	8/10/2014 13:35	28.71	75.9	**5.01**	0.5	SR11	8/10/2014 19:35	28.79	73.8	**4.86**	1.7
SR11	8/10/2014 1:40	28.40	79.2	**5.24**	0.7	SR11	8/10/2014 7:40	28.57	69.3	**4.58**	1.3	SR11	8/10/2014 13:40	28.74	76.5	**5.05**	0.6	SR11	8/10/2014 19:40	28.78	74.4	**4.89**	2.9
SR11	8/10/2014 1:45	28.39	80.9	**5.36**	0.7	SR11	8/10/2014 7:45	28.50	74.9	**4.95**	1.0	SR11	8/10/2014 13:45	28.79	74.0	**4.88**	0.8	SR11	8/10/2014 19:45	28.78	84.4	**5.55**	1.5
SR11	8/10/2014 1:50	28.46	76.9	**5.09**	0.9	SR11	8/10/2014 7:50	28.58	68.3	**4.51**	0.8	SR11	8/10/2014 13:50	28.76	79.6	**5.25**	1.3	SR11	8/10/2014 19:50	28.77	78.3	**5.15**	1.4
SR11	8/10/2014 1:55	28.33	83.8	**5.56**	0.6	SR11	8/10/2014 7:55	28.54	70.7	**4.67**	0.8	SR11	8/10/2014 13:55	28.81	71.6	**4.72**	0.8	SR11	8/10/2014 19:55	28.76	76.7	**5.05**	0.9
SR11	8/10/2014 2:00	28.46	77.2	**5.10**	1.0	SR11	8/10/2014 8:00	28.53	72.4	**4.79**	1.0	SR11	8/10/2014 14:00	28.77	79.2	**5.22**	0.5	SR11	8/10/2014 20:00	28.76	84.0	**5.53**	0.8
SR11	8/10/2014 2:05	28.41	79.0	**5.22**	0.6	SR11	8/10/2014 8:05	28.53	70.7	**4.68**	0.6	SR11	8/10/2014 14:05	28.77	79.1	**5.22**	0.6	SR11	8/10/2014 20:05	28.76	77.7	**5.12**	0.7
SR11	8/10/2014 2:10	28.51	72.7	**4.80**	1.1	SR11	8/10/2014 8:10	28.49	75.8	**5.00**	0.8	SR11	8/10/2014 14:10	28.79	80.8	**5.33**	0.6	SR11	8/10/2014 20:10	28.76	80.4	**5.30**	0.8
SR11	8/10/2014 2:15	28.46	73.8	**4.87**	0.7	SR11	8/10/2014 8:15	28.57	70.1	**4.63**	1.9	SR11	8/10/2014 14:15	28.82	83.0	**5.47**	0.5	SR11	8/10/2014 20:15	28.75	80.7	**5.32**	0.9
SR11	8/10/2014 2:20	28.44	75.6	**5.00**	0.6	SR11	8/10/2014 8:20	28.50	74.7	**4.95**	1.1	SR11	8/10/2014 14:20	28.82	81.9	**5.40**	0.4	SR11	8/10/2014 20:20	28.74	83.7	**5.51**	1.3
SR11	8/10/2014 2:25	28.54	71.2	**4.70**	1.0	SR11	8/10/2014 8:25	28.54	69.8	**4.62**	0.6	SR11	8/10/2014 14:25	28.83	82.1	**5.41**	0.5	SR11	8/10/2014 20:25	28.73	84.3	**5.55**	1.1
SR11	8/10/2014 2:30	28.44	75.1	**4.96**	0.5	SR11	8/10/2014 8:30	28.55	68.7	**4.54**	0.7	SR11	8/10/2014 14:30	28.85	76.6	**5.04**	0.7	SR11	8/10/2014 20:30	28.72	82.8	**5.45**	1.1
SR11	8/10/2014 2:35	28.53	72.9	**4.81**	0.9	SR11	8/10/2014 8:35	28.54	69.3	**4.58**	0.7	SR11	8/10/2014 14:35	28.85	82.0	**5.40**	0.4	SR11	8/10/2014 20:35	28.71	82.4	**5.43**	1.0
SR11	8/10/2014 2:40	28.56	71.2	**4.69**	1.1	SR11	8/10/2014 8:40	28.53	70.2	**4.64**	0.6	SR11	8/10/2014 14:40	28.83	80.4	**5.30**	0.6	SR11	8/10/2014 20:40	28.71	80.7	**5.32**	0.8
SR11	8/10/2014 2:45	28.65	72.1	**4.74**	1.6	SR11	8/10/2014 8:45	28.52	73.5	**4.86**	0.7	SR11	8/10/2014 14:45	28.84	80.0	**5.27**	0.5	SR11	8/10/2014 20:45	28.70	82.8	**5.46**	0.9
SR11	8/10/2014 2:50	28.62	72.8	**4.79**	0.7	SR11	8/10/2014 8:50	28.55	67.7	**4.47**	0.9	SR11	8/10/2014 14:50	28.86	82.1	**5.40**	0.5	SR11	8/10/2014 20:50	28.68	81.6	**5.38**	0.9
SR11	8/10/2014 2:55	28.69	70.2	**4.62**	1.4	SR11	8/10/2014 8:55	28.55	68.8	**4.55**	0.8	SR11	8/10/2014 14:55	28.88	81.5	**5.36**	0.6	SR11	8/10/2014 20:55	28.69	83.3	**5.49**	1.0
SR11	8/10/2014 3:00	28.44	77.1	**5.10**	3.8	SR11	8/10/2014 9:00	28.62	68.1	**4.49**	2.1	SR11	8/10/2014 15:00	28.97	89.1	**5.85**	0.8	SR11	8/10/2014 21:00	28.66	82.9	**5.47**	1.4
SR11	8/10/2014 3:05	28.37	79.0	**5.23**	0.4	SR11	8/10/2014 9:05	28.62	66.5	**4.39**	2.2	SR11	8/10/2014 15:05	28.93	90.5	**5.95**	1.1	SR11	8/10/2014 21:05	28.64	85.3	**5.63**	1.9
SR11	8/10/2014 3:10	28.37	79.1	**5.24**	0.6	SR11	8/10/2014 9:10	28.66	69.0	**4.55**	1.9	SR11	8/10/2014 15:10	28.94	90.0	**5.92**	0.9	SR11	8/10/2014 21:10	28.64	80.4	**5.31**	1.8
SR11	8/10/2014 3:15	28.30	80.8	**5.35**	0.6	SR11	8/10/2014 9:15	28.63	66.8	**4.41**	0.9	SR11	8/10/2014 15:15	28.95	88.8	**5.84**	0.9	SR11	8/10/2014 21:15	28.65	82.2	**5.42**	1.7
SR11	8/10/2014 3:20	28.32	79.6	**5.28**	0.6	SR11	8/10/2014 9:20	28.61	67.4	**4.45**	1.1	SR11	8/10/2014 15:20	28.92	88.5	**5.83**	0.6	SR11	8/10/2014 21:20	28.65	80.9	**5.35**	1.7
SR11	8/10/2014 3:25	28.35	78.9	**5.23**	0.5	SR11	8/10/2014 9:25	28.62	67.7	**4.47**	1.4	SR11	8/10/2014 15:25	28.92	91.0	5.99	1.1	SR11	8/10/2014 21:25	28.65	79.6	**5.26**	1.8
SR11	8/10/2014 3:30	28.30	80.6	**5.35**	0.7	SR11	8/10/2014 9:30	28.61	68.1	**4.50**	0.9	SR11	8/10/2014 15:30	28.89	91.7	6.04	0.9	SR11	8/10/2014 21:30	28.63	78.8	**5.20**	1.6
SR11	8/10/2014 3:35	28.28	80.5	**5.34**	0.7	SR11	8/10/2014 9:35	28.57	69.1	**4.57**	0.5	SR11	8/10/2014 15:35	28.88	91.5	6.02	1.2	SR11	8/10/2014 21:35	28.64	80.4	**5.30**	1.4
SR11	8/10/2014 3:40	28.25	80.8	**5.36**	0.6	SR11	8/10/2014 9:40	28.70	68.3	**4.50**	2.3	SR11	8/10/2014 15:40	28.87	91.6	6.03	0.9	SR11	8/10/2014 21:40	28.64	77.2	**5.09**	1.9
SR11	8/10/2014 3:45	28.25	81.3	**5.39**	0.8	SR11	8/10/2014 9:45	28.67	68.6	**4.53**	1.9	SR11	8/10/2014 15:45	28.86	90.6	5.97	0.7	SR11	8/10/2014 21:45	28.62	76.9	**5.07**	1.7
SR11	8/10/2014 3:50	28.25	80.6	**5.35**	0.5	SR11	8/10/2014 9:50	28.68	66.2	**4.37**	2.2	SR11	8/10/2014 15:50	28.88	91.5	6.03	1.0	SR11	8/10/2014 21:50	28.64	76.3	**5.03**	2.4
SR11	8/10/2014 3:55	28.26	80.8	**5.36**	0.7	SR11	8/10/2014 9:55	28.69	66.9	**4.41**	1.9	SR11	8/10/2014 15:55	28.86	90.7	5.98	0.9	SR11	8/10/2014 21:55	28.63	77.4	**5.11**	1.8
SR11	8/10/2014 4:00	28.28	79.7	**5.29**	0.6	SR11	8/10/2014 10:00	28.71	64.8	**4.28**	2.8	SR11	8/10/2014 16:00	28.86	78.9	**5.19**	2.2	SR11	8/10/2014 22:00	28.63	75.9	**5.02**	2.2
SR11	8/10/2014 4:05	28.25	79.7	**5.29**	0.5	SR11	8/10/2014 10:05	28.67	67.0	**4.42**	1.8	SR11	8/10/2014 16:05	28.85	90.6	5.97	0.8	SR11	8/10/2014 22:05	28.63	75.6	**4.99**	2.3
SR11	8/10/2014 4:10	28.33	76.2	**5.04**	0.6	SR11	8/10/2014 10:10	28.69	66.2	**4.37**	1.6	SR11	8/10/2014 16:10	28.84	89.6	**5.90**	0.7	SR11	8/10/2014 22:10	28.61	82.2	**5.43**	2.6
SR11	8/10/2014 4:15	28.33	76.5	**5.06**	0.4	SR11	8/10/2014 10:15	28.71	66.2	**4.37**	2.7	SR11	8/10/2014 16:15	28.90	90.4	**5.95**	1.0	SR11	8/10/2014 22:15	28.62	79.9	**5.27**	2.0
SR11	8/10/2014 4:20	28.43	71.6	**4.74**	0.6	SR11	8/10/2014 10:20	28.72	66.8	**4.40**	2.4	SR11	8/10/2014 16:20	28.89	89.7	**5.91**	0.8	SR11	8/10/2014 22:20	28.61	78.3	**5.16**	1.9
SR11	8/10/2014 4:25	28.45	71.5	**4.73**	0.2	SR11	8/10/2014 10:25	28.69	67.5	**4.45**	1.7	SR11	8/10/2014 16:25	28.88	89.2	**5.87**	0.9	SR11	8/10/2014 22:25	28.61	82.7	**5.46**	2.5
SR11	8/10/2014 4:30	28.50	70.5	**4.67**	0.4	SR11	8/10/2014 10:30	28.73	69.3	**4.57**	3.0	SR11	8/10/2014 16:30	28.89	88.6	**5.84**	1.3	SR11	8/10/2014 22:30	28.62	77.4	**5.11**	2.7
SR11	8/10/2014 4:35	28.51	69.1	**4.56**	0.6	SR11	8/10/2014 10:35	28.72	70.2	**4.63**	2.4	SR11	8/10/2014 16:35	28.87	88.6	**5.83**	0.7	SR11	8/10/2014 22:35	28.62	80.9	**5.34**	3.3
SR11	8/10/2014 4:40	28.40	75.2	**4.98**	0.7	SR11	8/10/2014 10:40	28.75	70.3	**4.63**	3.4	SR11	8/10/2014 16:40	28.86	88.1	**5.81**	0.8	SR11	8/10/2014 22:40	28.63	79.7	**5.26**	2.9
SR11	8/10/2014 4:45	28.53	69.0	**4.56**	0.6	SR11	8/10/2014 10:45	28.74	68.7	**4.53**	2.7	SR11	8/10/2014 16:45	28.86	88.9	**5.86**	0.8	SR11	8/10/2014 22:45	28.62	77.1	**5.09**	2.7
SR11	8/10/2014 4:50	28.56	67.8	**4.48**	0.6	SR11	8/10/2014 10:50	28.73	68.8	**4.52**	2.5	SR11	8/10/2014 16:50	28.84	87.8	**5.79**	0.7	SR11	8/10/2014 22:50	28.62	76.1	**5.03**	**6.4**
SR11	8/10/2014 4:55	28.50	69.5	**4.59**	0.4	SR11	8/10/2014 10:55	28.73	68.6	**4.51**	2.2	SR11	8/10/2014 16:55	28.84	88.6	**5.84**	1.1	SR11	8/10/2014 22:55	28.62	78.0	**5.15**	3.4
SR11	8/10/2014 5:00	28.56	67.7	**4.47**	0.8	SR11	8/10/2014 11:00	28.70	70.6	**4.65**	1.2	SR11	8/10/2014 17:00	28.84	88.5	**5.84**	0.8	SR11	8/10/2014 23:00	28.62	76.0	**5.02**	2.5
SR11	8/10/2014 5:05	28.51	68.8	**4.54**	0.3	SR11	8/10/2014 11:05	28.67	72.4	**4.77**	1.1	SR11	8/10/2014 17:05	28.84	85.9	**5.67**	1.2	SR11	8/10/2014 23:05	28.61	75.3	**4.97**	**10.2**
SR11	8/10/2014 5:10	28.58	67.1	**4.42**	1.1	SR11	8/10/2014 11:10	28.67	72.9	**4.81**	0.9	SR11	8/10/2014 17:10	28.83	87.2	**5.75**	0.9	SR11	8/10/2014 23:10	28.62	74.5	**4.92**	2.5
SR11	8/10/2014 5:15	28.58	67.0	**4.41**	0.9	SR11	8/10/2014 11:15	28.72	71.5	**4.72**	1.3	SR11	8/10/2014 17:15	28.81	85.5	**5.64**	0.7	SR11	8/10/2014 23:15	28.61	75.0	**4.95**	4.5
SR11	8/10/2014 5:20	28.62	66.7	**4.39**	1.1	SR11	8/10/2014 11:20	28.70	73.8	**4.86**	0.9	SR11	8/10/2014 17:20	28.82	86.1	**5.68**	0.8	SR11	8/10/2014 23:20	28.61	74.0	**4.88**	3.1
SR11	8/10/2014 5:25	28.54	68.7	**4.52**	0.6	SR11	8/10/2014 11:25	28.66	74.4	**4.91**	0.7	SR11	8/10/2014 17:25	28.80	84.4	**5.57**	1.1	SR11	8/10/2014 23:25	28.59	74.7	**4.94**	2.5
SR11	8/10/2014 5:30	28.65	66.5	**4.38**	1.0	SR11	8/10/2014 11:30	28.71	71.5	**4.72**	1.1	SR11	8/10/2014 17:30	28.81	86.1	**5.68**	1.1	SR11	8/10/2014 23:30	28.57	77.0	**5.09**	**5.9**
SR11	8/10/2014 5:35	28.60	68.0	**4.47**	0.8	SR11	8/10/2014 11:35	28.66	75.3	**4.97**	0.9	SR11	8/10/2014 17:35	28.82	84.5	**5.58**	0.8	SR11	8/10/2014 23:35	28.58	77.9	**5.15**	**9.2**
SR11	8/10/2014 5:40	28.56	68.9	**4.54**	0.4	SR11	8/10/2014 11:40	28.76	76.2	**5.02**	2.2	SR11	8/10/2014 17:40	28.81	79.8	**5.27**	1.0	SR11	8/10/2014 23:40	28.58	75.8	**5.01**	1.8
SR11	8/10/2014 5:45	28.66	69.8	**4.59**	0.7	SR11	8/10/2014 11:45	28.77	70.2	**4.62**	3.0	SR11	8/10/2014 17:45	28.81	80.7	**5.32**	1.1	SR11	8/10/2014 23:45	28.57	75.2	**4.97**	1.8
SR11	8/10/2014 5:50	28.64	71.0	**4.68**	0.7	SR11	8/10/2014 11:50	28.76	70.9	**4.67**	2.9	SR11	8/10/2014 17:50	28.80	85.4	**5.64**	0.9	SR11	8/10/2014 23:50	28.59	74.4	**4.92**	**7.1**
SR11	8/10/2014 5:55	28.64	70.5	**4.64**	0.6	SR11	8/10/2014 11:55	28.76	77.6	**5.11**	0.6	SR11	8/10/2014 17:55	28.80	80.2	**5.29**	1.0	SR11	8/10/2014 23:55	28.59	76.1	**5.03**	2.2

Station	Timestamp	Temp (° C)	DO (%)	DO (mg/L)	Tur (NTU)	Station	Timestamp	Temp (° C)	DO (%)	DO (mg/L)	Tur (NTU)	Station	Timestamp	Temp (° C)	DO (%)	DO (mg/L)	Tur (NTU)	Station	Timestamp	Temp (°C)	DO (%)	DO (mg/L)	Tur (NTU)
SR12	8/10/2014 0:01	28.87	65.4	4.24	8.7	SR12	8/10/2014 6:01	28.79	66.1	4.29	7.4	SR12	8/10/2014 12:01	28.87	69.3	4.48	5.7	SR12	8/10/2014 18:01	28.84	69.0	4.47	6.8
SR12	8/10/2014 0:06	28.88	66.3	4.29	**10.3**	SR12	8/10/2014 6:06	28.77	64.1	4.16	6.2	SR12	8/10/2014 12:06	28.87	69.4	4.49	6.6	SR12	8/10/2014 18:06	28.85	69.2	4.48	6.8
SR12	8/10/2014 0:11	28.88	65.1	4.22	8.9	SR12	8/10/2014 6:11	28.78	65.3	4.24	6.4	SR12	8/10/2014 12:11	28.88	68.6	4.43	6.3	SR12	8/10/2014 18:11	28.83	68.5	4.43	6.7
SR12	8/10/2014 0:16	28.88	66.6	4.32	**10.7**	SR12	8/10/2014 6:16	28.78	65.0	4.21	6.7	SR12	8/10/2014 12:16	28.87	69.0	4.46	6.6	SR12	8/10/2014 18:16	28.83	68.4	4.43	6.9
SR12	8/10/2014 0:21	28.87	66.4	4.31	**10.4**	SR12	8/10/2014 6:21	28.79	65.3	4.24	6.8	SR12	8/10/2014 12:21	28.88	68.9	4.46	7.2	SR12	8/10/2014 18:21	28.83	68.0	4.40	7.0
SR12	8/10/2014 0:26	28.88	66.1	4.29	**11.2**	SR12	8/10/2014 6:26	28.79	64.0	4.15	6.3	SR12	8/10/2014 12:26	28.88	68.4	4.42	6.8	SR12	8/10/2014 18:26	28.81	68.0	4.40	6.4
SR12	8/10/2014 0:31	28.86	66.7	4.32	**10.4**	SR12	8/10/2014 6:31	28.80	64.5	4.18	6.6	SR12	8/10/2014 12:31	28.86	68.7	4.45	7.5	SR12	8/10/2014 18:31	28.84	67.7	4.38	7.1
SR12	8/10/2014 0:36	28.86	67.1	4.35	**11.3**	SR12	8/10/2014 6:36	28.79	65.0	4.22	7.9	SR12	8/10/2014 12:36	28.87	68.3	4.42	7.0	SR12	8/10/2014 18:36	28.83	66.6	4.31	6.4
SR12	8/10/2014 0:41	28.85	67.4	4.37	**10.5**	SR12	8/10/2014 6:41	28.78	64.7	4.19	6.5	SR12	8/10/2014 12:41	28.85	69.0	4.47	7.5	SR12	8/10/2014 18:41	28.83	66.1	4.28	6.9
SR12	8/10/2014 0:46	28.85	67.0	4.34	8.8	SR12	8/10/2014 6:46	28.79	65.3	4.23	7.4	SR12	8/10/2014 12:46	28.86	69.2	4.48	7.9	SR12	8/10/2014 18:46	28.82	68.0	4.40	8.0
SR12	8/10/2014 0:51	28.86	67.0	4.34	**10.6**	SR12	8/10/2014 6:51	28.79	65.2	4.23	7.3	SR12	8/10/2014 12:51	28.86	69.1	4.47	8.0	SR12	8/10/2014 18:51	28.83	66.6	4.31	7.6
SR12	8/10/2014 0:56	28.87	67.8	4.40	**11.2**	SR12	8/10/2014 6:56	28.80	64.0	4.15	7.7	SR12	8/10/2014 12:56	28.86	69.1	4.47	6.9	SR12	8/10/2014 18:56	28.82	67.5	4.37	7.9
SR12	8/10/2014 1:01	28.87	67.7	4.39	**11.3**	SR12	8/10/2014 7:01	28.79	65.2	4.23	8.7	SR12	8/10/2014 13:01	28.86	69.0	4.47	7.7	SR12	8/10/2014 19:01	28.82	67.5	4.37	8.1
SR12	8/10/2014 1:06	28.86	67.7	4.39	**10.4**	SR12	8/10/2014 7:06	28.80	65.6	4.25	7.2	SR12	8/10/2014 13:06	28.87	69.2	4.48	7.3	SR12	8/10/2014 19:06	28.82	66.9	4.33	8.1
SR12	8/10/2014 1:11	28.87	67.4	4.37	**10.6**	SR12	8/10/2014 7:11	28.80	64.7	4.19	6.4	SR12	8/10/2014 13:11	28.86	69.3	4.49	7.1	SR12	8/10/2014 19:11	28.81	67.3	4.35	7.9
SR12	8/10/2014 1:16	28.87	67.2	4.35	**10.0**	SR12	8/10/2014 7:16	28.81	64.8	4.20	8.7	SR12	8/10/2014 13:16	28.85	69.2	4.48	9.1	SR12	8/10/2014 19:16	28.81	66.6	4.31	7.5
SR12	8/10/2014 1:21	28.87	67.1	4.35	9.6	SR12	8/10/2014 7:21	28.80	65.7	4.26	6.8	SR12	8/10/2014 13:21	28.86	68.8	4.46	8.7	SR12	8/10/2014 19:21	28.82	67.3	4.35	7.8
SR12	8/10/2014 1:26	28.87	67.1	4.35	**11.0**	SR12	8/10/2014 7:26	28.80	66.1	4.29	6.6	SR12	8/10/2014 13:26	28.85	69.3	4.49	8.7	SR12	8/10/2014 19:26	28.81	66.4	4.30	9.0
SR12	8/10/2014 1:31	28.88	68.0	4.41	**12.7**	SR12	8/10/2014 7:31	28.81	65.8	4.26	**10.0**	SR12	8/10/2014 13:31	28.85	69.1	4.47	9.6	SR12	8/10/2014 19:31	28.80	67.3	4.36	7.4
SR12	8/10/2014 1:36	28.89	68.2	4.41	**13.6**	SR12	8/10/2014 7:36	28.81	65.5	4.25	6.4	SR12	8/10/2014 13:36	28.86	69.2	4.48	**10.0**	SR12	8/10/2014 19:36	28.81	65.9	4.26	7.3
SR12	8/10/2014 1:41	28.89	68.5	4.43	**13.5**	SR12	8/10/2014 7:41	28.80	66.4	4.30	6.2	SR12	8/10/2014 13:41	28.85	69.3	4.48	9.1	SR12	8/10/2014 19:41	28.82	65.9	4.26	7.8
SR12	8/10/2014 1:46	28.90	69.8	4.52	**14.4**	SR12	8/10/2014 7:46	28.80	66.2	4.29	5.7	SR12	8/10/2014 13:46	28.85	69.3	4.49	**10.3**	SR12	8/10/2014 19:46	28.82	67.1	4.34	7.9
SR12	8/10/2014 1:51	28.90	69.2	4.48	**13.6**	SR12	8/10/2014 7:51	28.80	66.1	4.28	5.8	SR12	8/10/2014 13:51	28.84	70.0	4.53	**11.9**	SR12	8/10/2014 19:51	28.82	67.0	4.33	7.5
SR12	8/10/2014 1:56	28.90	69.2	4.48	**11.4**	SR12	8/10/2014 7:56	28.80	65.5	4.24	5.9	SR12	8/10/2014 13:56	28.85	70.4	4.55	**12.6**	SR12	8/10/2014 19:56	28.82	65.7	4.25	8.1
SR12	8/10/2014 2:01	28.89	69.2	4.48	**12.6**	SR12	8/10/2014 8:01	28.80	64.8	4.20	5.9	SR12	8/10/2014 14:01	28.85	71.0	4.59	**13.9**	SR12	8/10/2014 20:01	28.82	65.2	4.22	8.9
SR12	8/10/2014 2:06	28.86	70.1	4.54	**12.4**	SR12	8/10/2014 8:06	28.80	65.3	4.23	5.2	SR12	8/10/2014 14:06	28.85	70.8	4.58	**13.0**	SR12	8/10/2014 20:06	28.82	64.8	4.19	**10.2**
SR12	8/10/2014 2:11	28.88	69.2	4.48	**13.2**	SR12	8/10/2014 8:11	28.80	65.6	4.25	5.3	SR12	8/10/2014 14:11	28.85	71.4	4.62	**15.1**	SR12	8/10/2014 20:11	28.82	65.6	4.25	9.6
SR12	8/10/2014 2:16	28.87	69.4	4.49	**12.6**	SR12	8/10/2014 8:16	28.80	65.3	4.23	5.4	SR12	8/10/2014 14:16	28.84	70.6	4.57	**13.0**	SR12	8/10/2014 20:16	28.81	64.6	4.18	**10.5**
SR12	8/10/2014 2:21	28.85	70.4	4.56	**15.0**	SR12	8/10/2014 8:21	28.80	65.3	4.23	5.6	SR12	8/10/2014 14:21	28.85	70.6	4.57	**15.5**	SR12	8/10/2014 20:21	28.80	65.0	4.21	7.9
SR12	8/10/2014 2:26	28.85	69.9	4.53	**14.0**	SR12	8/10/2014 8:26	28.80	64.8	4.20	5.0	SR12	8/10/2014 14:26	28.86	72.5	4.69	**12.8**	SR12	8/10/2014 20:26	28.80	66.7	4.32	8.0
SR12	8/10/2014 2:31	28.85	69.9	4.53	8.9	SR12	8/10/2014 8:31	28.80	64.7	4.20	5.1	SR12	8/10/2014 14:31	28.86	71.8	4.64	**12.0**	SR12	8/10/2014 20:31	28.81	66.0	4.27	9.1
SR12	8/10/2014 2:36	28.84	69.9	4.53	**14.0**	SR12	8/10/2014 8:36	28.80	64.3	4.17	5.7	SR12	8/10/2014 14:36	28.88	73.5	4.75	**11.1**	SR12	8/10/2014 20:36	28.80	66.4	4.29	8.5
SR12	8/10/2014 2:41	28.84	70.2	4.55	**14.6**	SR12	8/10/2014 8:41	28.81	63.0	4.08	6.1	SR12	8/10/2014 14:41	28.88	72.7	4.70	**11.9**	SR12	8/10/2014 20:41	28.79	66.4	4.30	8.0
SR12	8/10/2014 2:46	28.82	70.9	4.60	**14.0**	SR12	8/10/2014 8:46	28.81	61.9	4.01	6.4	SR12	8/10/2014 14:46	28.88	72.1	4.66	**12.7**	SR12	8/10/2014 20:46	28.77	66.1	4.28	6.0
SR12	8/10/2014 2:51	28.84	71.6	4.64	**14.5**	SR12	8/10/2014 8:51	28.81	61.6	3.99	7.3	SR12	8/10/2014 14:51	28.87	72.5	4.69	**12.2**	SR12	8/10/2014 20:51	28.80	65.5	4.24	6.5
SR12	8/10/2014 2:56	28.82	71.3	4.62	**12.1**	SR12	8/10/2014 8:56	28.82	61.4	3.98	6.5	SR12	8/10/2014 14:56	28.87	72.5	4.69	9.5	SR12	8/10/2014 20:56	28.81	65.3	4.23	6.5
SR12	8/10/2014 3:01	28.83	71.1	4.61	**13.5**	SR12	8/10/2014 9:01	28.82	63.8	4.14	5.9	SR12	8/10/2014 15:01	28.87	72.4	4.69	**11.1**	SR12	8/10/2014 21:01	28.80	65.4	4.23	6.1
SR12	8/10/2014 3:06	28.82	71.1	4.61	9.5	SR12	8/10/2014 9:06	28.82	63.6	4.12	5.8	SR12	8/10/2014 15:06	28.87	72.3	4.67	**11.4**	SR12	8/10/2014 21:06	28.76	66.1	4.28	4.8
SR12	8/10/2014 3:11	28.83	70.8	4.59	**12.4**	SR12	8/10/2014 9:11	28.82	63.5	4.12	7.3	SR12	8/10/2014 15:11	28.88	73.0	4.72	**11.1**	SR12	8/10/2014 21:11	28.80	64.9	4.20	6.7
SR12	8/10/2014 3:16	28.84	70.9	4.60	**13.0**	SR12	8/10/2014 9:16	28.81	67.4	4.37	4.2	SR12	8/10/2014 15:16	28.88	72.5	4.69	**11.7**	SR12	8/10/2014 21:16	28.78	65.4	4.24	4.6
SR12	8/10/2014 3:21	28.83	70.4	4.56	**11.0**	SR12	8/10/2014 9:21	28.82	66.9	4.34	5.4	SR12	8/10/2014 15:21	28.88	72.5	4.69	**10.9**	SR12	8/10/2014 21:21	28.79	64.2	4.16	4.6
SR12	8/10/2014 3:26	28.83	70.4	4.56	**11.9**	SR12	8/10/2014 9:26	28.82	65.9	4.27	6.8	SR12	8/10/2014 15:26	28.88	72.9	4.72	**11.3**	SR12	8/10/2014 21:26	28.79	65.9	4.27	4.5
SR12	8/10/2014 3:31	28.82	69.6	4.51	**10.4**	SR12	8/10/2014 9:31	28.83	66.5	4.31	4.5	SR12	8/10/2014 15:31	28.88	72.1	4.66	**11.1**	SR12	8/10/2014 21:31	28.80	65.3	4.23	5.9
SR12	8/10/2014 3:36	28.82	68.8	4.46	9.4	SR12	8/10/2014 9:36	28.84	66.3	4.30	4.9	SR12	8/10/2014 15:36	28.87	72.5	4.69	**10.0**	SR12	8/10/2014 21:36	28.81	65.2	4.22	5.7
SR12	8/10/2014 3:41	28.82	70.5	4.57	**10.2**	SR12	8/10/2014 9:41	28.84	65.9	4.27	5.0	SR12	8/10/2014 15:41	28.87	73.0	4.72	9.4	SR12	8/10/2014 21:41	28.81	65.3	4.22	4.6
SR12	8/10/2014 3:46	28.81	70.0	4.54	**10.8**	SR12	8/10/2014 9:46	28.82	64.1	4.15	6.8	SR12	8/10/2014 15:46	28.86	72.8	4.71	9.4	SR12	8/10/2014 21:46	28.81	65.8	4.25	4.9
SR12	8/10/2014 3:51	28.82	69.5	4.51	**10.4**	SR12	8/10/2014 9:51	28.82	63.6	4.12	7.7	SR12	8/10/2014 15:51	28.88	72.4	4.68	**10.2**	SR12	8/10/2014 21:51	28.81	65.9	4.26	5.4
SR12	8/10/2014 3:56	28.81	69.1	4.48	**10.3**	SR12	8/10/2014 9:56	28.84	66.4	4.30	5.5	SR12	8/10/2014 15:56	28.87	71.8	4.65	9.3	SR12	8/10/2014 21:56	28.81	64.6	4.18	6.6
SR12	8/10/2014 4:01	28.83	68.3	4.43	9.6	SR12	8/10/2014 10:01	28.84	66.1	4.28	6.9	SR12	8/10/2014 16:01	28.87	71.7	4.64	8.1	SR12	8/10/2014 22:01	28.81	65.1	4.21	7.1
SR12	8/10/2014 4:06	28.83	68.8	4.46	8.9	SR12	8/10/2014 10:06	28.85	66.4	4.30	6.9	SR12	8/10/2014 16:06	28.86	71.7	4.64	8.0	SR12	8/10/2014 22:06	28.82	64.3	4.16	6.1
SR12	8/10/2014 4:11	28.83	68.9	4.46	**11.5**	SR12	8/10/2014 10:11	28.85	65.7	4.26	6.5	SR12	8/10/2014 16:11	28.87	70.7	4.57	8.1	SR12	8/10/2014 22:11	28.80	64.3	4.16	5.4
SR12	8/10/2014 4:16	28.83	68.2	4.42	**10.1**	SR12	8/10/2014 10:16	28.84	66.3	4.30	7.7	SR12	8/10/2014 16:16	28.85	71.5	4.63	6.9	SR12	8/10/2014 22:16	28.80	64.6	4.18	5.0
SR12	8/10/2014 4:21	28.82	69.1	4.48	9.8	SR12	8/10/2014 10:21	28.86	66.3	4.29	7.9	SR12	8/10/2014 16:21	28.87	72.3	4.68	7.9	SR12	8/10/2014 22:21	28.79	65.7	4.25	4.9
SR12	8/10/2014 4:26	28.83	69.4	4.50	**11.7**	SR12	8/10/2014 10:26	28.88	67.4	4.37	6.2	SR12	8/10/2014 16:26	28.87	71.7	4.64	7.8	SR12	8/10/2014 22:26	28.81	64.6	4.18	5.1
SR12	8/10/2014 4:31	28.81	69.4	4.50	8.4	SR12	8/10/2014 10:31	28.89	67.8	4.39	5.3	SR12	8/10/2014 16:31	28.88	71.8	4.65	8.2	SR12	8/10/2014 22:31	28.80	64.9	4.20	4.9
SR12	8/10/2014 4:36	28.81	69.7	4.52	8.3	SR12	8/10/2014 10:36	28.90	69.1	4.48	4.2	SR12	8/10/2014 16:36	28.88	72.0	4.66	6.7	SR12	8/10/2014 22:36	28.80	65.4	4.23	5.5
SR12	8/10/2014 4:41	28.82	69.6	4.51	**11.6**	SR12	8/10/2014 10:41	28.89	68.2	4.42	4.9	SR12	8/10/2014 16:41	28.88	71.8	4.64	8.1	SR12	8/10/2014 22:41	28.79	65.5	4.23	5.3
SR12	8/10/2014 4:46	28.82	68.9	4.47	9.4	SR12						SR12	8/10/2014 16:46	28.86	71.6	4.63	7.8	SR12	8/10/2014 22:46	28.79	65.9	4.26	6.5
SR12	8/10/2014 4:51	28.81	68.6	4.45	8.1	SR12						SR12	8/10/2014 16:51	28.87	71.8	4.64	8.1	SR12	8/10/2014 22:51	28.78	66.2	4.28	6.4
SR12	8/10/2014 4:56	28.81	68.6	4.45	8.4	SR12						SR12	8/10/2014 16:56	28.88	71.4	4.62	**10.7**	SR12	8/10/2014 22:56	28.78	66.6	4.31	6.6
SR12	8/10/2014 5:01	28.81	68.2	4.42	9.5	SR12						SR12	8/10/2014 17:01	28.87	71.7	4.64	8.4	SR12	8/10/2014 23:01	28.76	68.0	4.40	4.3
SR12	8/10/2014 5:06	28.81	68.0	4.41	8.8	SR12						SR12	8/10/2014 17:06	28.88	71.6	4.63	**10.4**	SR12	8/10/2014 23:06	28.76	68.0	4.41	4.6
SR12	8/10/2014 5:11	28.82	68.2	4.42	**11.4**	SR12						SR12	8/10/2014 17:11	28.88	70.8	4.58	**11.4**	SR12	8/10/2014 23:11	28.77	68.6	4.44	4.8
SR12	8/10/2014 5:16	28.81	67.7	4.39	9.9	SR12						SR12	8/10/2014 17:16	28.86	70.7	4.57	**10.3**	SR12	8/10/2014 23:16	28.78	68.4	4.43	5.8
SR12	8/10/2014 5:21	28.80	67.0	4.35	8.2	SR12						SR12	8/10/2014 17:21	28.86	69.9	4.52	**10.1**	SR12	8/10/2014 23:21	28.78	69.0	4.47	5.2
SR12	8/10/2014 5:26	28.80	67.1	4.35	9.4	SR12						SR12	8/10/2014 17:26	28.85	70.0	4.53	8.3	SR12	8/10/2014 23:26	28.78	68.4	4.43	5.7
SR12	8/10/2014 5:31	28.80	67.0	4.34	7.8	SR12						SR12	8/10/2014 17:31	28.85	70.0	4.53	7.6	SR12	8/10/2014 23:31	28.78	68.0	4.41	4.8
SR12	8/10/2014 5:36	28.80	66.9	4.34	8.9	SR12						SR12	8/10/2014 17:36	28.85	69.7	4.51	8.2	SR12	8/10/2014 23:36	28.78	67.9	4.40	5.4
SR12	8/10/2014 5:41	28.80	66.5	4.31	8.5	SR12	8/10/2014 11:41	28.87	67.7	4.37	5.7	SR12	8/10/2014 17:41	28.85	69.7	4.51	8.3	SR12	8/10/2014 23:41	28.78	68.3	4.42	4.9
SR12	8/10/2014 5:46	28.80	66.6	4.32	8.0	SR12	8/10/2014 11:46	28.86	68.3	4.41	6.6	SR12	8/10/2014 17:46	28.85	69.3	4.49	8.2	SR12	8/10/2014 23:46	28.79	68.3	4.42	5.4
SR12	8/10/2014 5:51	28.80	66.5	4.31	7.4	SR12	8/10/2014 11:51	28.88	67.8	4.39	5.3	SR12	8/10/2014 17:51	28.85	69.8	4.52	6.9	SR12	8/10/2014 23:51	28.78	66.9	4.33	4.8
SR12	8/10/2014 5:56	28.78	65.6	4.26	6.9	SR12	8/10/2014 11:56	28.87	69.1	4.47	6.2	SR12	8/10/2014 17:56	28.84	68.9	4.46	6.8	SR12	8/10/2014 23:56	28.79	68.0	4.40	5.1

Station	Timestamp	Temp (° C)	DO (%)	DO (mg/L)	Tur (NTU)	Station	Timestamp	Temp (° C)	DO (%)	DO (mg/L)	Tur (NTU)	Station	Timestamp	Temp (° C)	DO (%)	DO (mg/L)	Tur (NTU)	Station	Timestamp	Temp (°C)	DO (%)	DO (mg/L)	Tur (NTU)
SR13	8/10/2014 0:00	28.85	64.0	**4.17**	3.3	SR13	8/10/2014 6:00	28.72	67.3	**4.40**	4.1	SR13	8/10/2014 12:00	28.73	65.3	**4.26**	4.6	SR13	8/10/2014 18:00	28.83	66.7	**4.35**	3.2
SR13	8/10/2014 0:05	28.86	64.3	**4.19**	3.4	SR13	8/10/2014 6:05	28.74	67.4	**4.40**	4.5	SR13	8/10/2014 12:05	28.73	65.3	**4.26**	3.5	SR13	8/10/2014 18:05	28.82	66.9	**4.36**	3.3
SR13	8/10/2014 0:10	28.88	65.7	**4.27**	4.5	SR13	8/10/2014 6:10	28.73	67.6	**4.41**	4.9	SR13	8/10/2014 12:10	28.69	64.0	**4.18**	3.1	SR13	8/10/2014 18:10	28.81	66.9	**4.37**	2.8
SR13	8/10/2014 0:15	28.87	65.7	**4.27**	4.4	SR13	8/10/2014 6:15	28.74	66.4	**4.34**	4.1	SR13	8/10/2014 12:15	28.74	66.2	**4.32**	2.5	SR13	8/10/2014 18:15	28.79	69.9	**4.56**	2.8
SR13	8/10/2014 0:20	28.87	64.5	**4.20**	3.9	SR13	8/10/2014 6:20	28.74	66.3	**4.33**	3.8	SR13	8/10/2014 12:20	28.70	66.4	**4.33**	2.2	SR13	8/10/2014 18:20	28.80	70.3	**4.59**	3.0
SR13	8/10/2014 0:25	28.87	65.4	**4.25**	4.1	SR13	8/10/2014 6:25	28.73	66.2	**4.33**	4.0	SR13	8/10/2014 12:25	28.67	65.9	**4.30**	2.6	SR13	8/10/2014 18:25	28.78	69.6	**4.54**	2.7
SR13	8/10/2014 0:30	28.87	64.6	**4.20**	3.2	SR13	8/10/2014 6:30	28.73	66.5	**4.35**	3.6	SR13	8/10/2014 12:30	28.67	64.8	**4.23**	2.0	SR13	8/10/2014 18:30	28.79	70.0	**4.57**	2.9
SR13	8/10/2014 0:35	28.87	65.7	**4.28**	4.2	SR13	8/10/2014 6:35	28.73	66.5	**4.34**	4.6	SR13	8/10/2014 12:35	28.68	64.2	**4.19**	2.2	SR13	8/10/2014 18:35	28.79	69.4	**4.53**	3.1
SR13	8/10/2014 0:40	28.86	66.2	**4.31**	7.9	SR13	8/10/2014 6:40	28.73	66.5	**4.34**	3.9	SR13	8/10/2014 12:40	28.68	63.8	**4.17**	2.6	SR13	8/10/2014 18:40	28.78	69.7	**4.55**	2.5
SR13	8/10/2014 0:45	28.86	65.1	**4.24**	4.3	SR13	8/10/2014 6:45	28.71	66.3	**4.33**	3.0	SR13	8/10/2014 12:45	28.68	62.9	**4.11**	3.2	SR13	8/10/2014 18:45	28.79	69.4	**4.53**	2.4
SR13	8/10/2014 0:50	28.86	64.4	**4.19**	4.2	SR13	8/10/2014 6:50	28.73	67.1	**4.38**	3.8	SR13	8/10/2014 12:50	28.73	64.3	**4.20**	5.5	SR13	8/10/2014 18:50	28.79	69.1	**4.52**	1.9
SR13	8/10/2014 0:55	28.85	65.7	**4.27**	13.1	SR13	8/10/2014 6:55	28.73	68.8	**4.49**	5.5	SR13	8/10/2014 12:55	28.73	64.6	**4.22**	5.5	SR13	8/10/2014 18:55	28.79	69.1	**4.51**	2.8
SR13	8/10/2014 1:00	28.84	66.7	**4.34**	**14.5**	SR13	8/10/2014 7:00	28.73	67.6	**4.42**	4.3	SR13	8/10/2014 13:00	28.71	64.3	**4.20**	2.7	SR13	8/10/2014 19:00	28.79	69.1	**4.51**	2.5
SR13	8/10/2014 1:05	28.84	66.9	**4.35**	**13.6**	SR13	8/10/2014 7:05	28.74	67.2	**4.39**	4.9	SR13	8/10/2014 13:05	28.75	64.8	**4.22**	7.1	SR13	8/10/2014 19:05	28.79	68.8	**4.49**	2.0
SR13	8/10/2014 1:10	28.84	66.6	**4.33**	12.9	SR13	8/10/2014 7:10	28.74	67.0	**4.38**	4.0	SR13	8/10/2014 13:10	28.76	65.8	**4.29**	6.9	SR13	8/10/2014 19:10	28.79	69.5	**4.54**	2.7
SR13	8/10/2014 1:15	28.84	66.6	**4.33**	**13.4**	SR13	8/10/2014 7:15	28.74	67.5	**4.41**	4.9	SR13	8/10/2014 13:15	28.76	65.6	**4.28**	6.7	SR13	8/10/2014 19:15	28.79	69.6	**4.54**	2.5
SR13	8/10/2014 1:20	28.83	66.4	**4.32**	10.0	SR13	8/10/2014 7:20	28.74	67.6	**4.41**	5.4	SR13	8/10/2014 13:20	28.76	65.4	**4.26**	5.0	SR13	8/10/2014 19:20	28.79	68.8	**4.49**	2.4
SR13	8/10/2014 1:25	28.83	66.5	**4.33**	10.1	SR13	8/10/2014 7:25	28.73	67.2	**4.39**	3.9	SR13	8/10/2014 13:25	28.77	65.6	**4.27**	5.0	SR13	8/10/2014 19:25	28.79	68.8	**4.49**	3.1
SR13	8/10/2014 1:30	28.83	66.5	**4.33**	9.6	SR13	8/10/2014 7:30	28.73	66.1	**4.32**	4.0	SR13	8/10/2014 13:30	28.78	66.5	**4.34**	4.6	SR13	8/10/2014 19:30	28.77	68.9	**4.50**	2.4
SR13	8/10/2014 1:35	28.83	66.0	**4.30**	8.6	SR13	8/10/2014 7:35	28.75	66.9	**4.37**	5.0	SR13	8/10/2014 13:35	28.77	66.5	**4.33**	4.7	SR13	8/10/2014 19:35	28.78	68.8	**4.49**	2.3
SR13	8/10/2014 1:40	28.83	65.5	**4.26**	7.7	SR13	8/10/2014 7:40	28.75	66.3	**4.33**	4.1	SR13	8/10/2014 13:40	28.78	66.4	**4.33**	3.9	SR13	8/10/2014 19:40	28.78	68.8	**4.49**	2.1
SR13	8/10/2014 1:45	28.82	65.3	**4.25**	9.0	SR13	8/10/2014 7:45	28.75	66.2	**4.32**	4.3	SR13	8/10/2014 13:45	28.77	66.2	**4.32**	3.9	SR13	8/10/2014 19:45	28.78	69.0	**4.50**	2.6
SR13	8/10/2014 1:50	28.82	64.4	**4.20**	6.3	SR13	8/10/2014 7:50	28.76	66.6	**4.34**	5.6	SR13	8/10/2014 13:50	28.77	66.1	**4.31**	4.5	SR13	8/10/2014 19:50	28.78	69.0	**4.51**	2.5
SR13	8/10/2014 1:55	28.81	64.4	**4.19**	6.6	SR13	8/10/2014 7:55	28.75	65.9	**4.30**	4.5	SR13	8/10/2014 13:55	28.75	64.1	**4.18**	3.2	SR13	8/10/2014 19:55	28.78	68.8	**4.49**	2.1
SR13	8/10/2014 2:00	28.82	65.2	**4.25**	6.9	SR13	8/10/2014 8:00	28.77	65.9	**4.30**	4.7	SR13	8/10/2014 14:00	28.84	67.1	**4.37**	2.8	SR13	8/10/2014 20:00	28.78	68.8	**4.49**	2.9
SR13	8/10/2014 2:05	28.82	63.4	**4.13**	6.4	SR13	8/10/2014 8:05	28.77	65.7	**4.29**	4.8	SR13	8/10/2014 14:05	28.84	68.0	**4.42**	2.0	SR13	8/10/2014 20:05	28.78	68.0	**4.44**	2.2
SR13	8/10/2014 2:10	28.82	64.0	**4.17**	6.8	SR13	8/10/2014 8:10	28.79	65.8	**4.29**	5.5	SR13	8/10/2014 14:10	28.85	67.8	**4.41**	2.3	SR13	8/10/2014 20:10	28.78	68.5	**4.47**	3.7
SR13	8/10/2014 2:15	28.81	64.0	**4.17**	6.1	SR13	8/10/2014 8:15	28.77	65.4	**4.27**	4.3	SR13	8/10/2014 14:15	28.84	67.3	**4.39**	1.9	SR13	8/10/2014 20:15	28.77	68.6	**4.48**	2.3
SR13	8/10/2014 2:20	28.80	64.4	**4.19**	6.0	SR13	8/10/2014 8:20	28.75	65.3	**4.26**	3.3	SR13	8/10/2014 14:20	28.85	68.9	**4.49**	1.5	SR13	8/10/2014 20:20	28.76	68.7	**4.48**	2.0
SR13	8/10/2014 2:25	28.80	64.4	**4.19**	6.3	SR13	8/10/2014 8:25	28.71	66.7	**4.35**	4.0	SR13	8/10/2014 14:25	28.84	69.6	**4.54**	1.5	SR13	8/10/2014 20:25	28.77	68.7	**4.49**	2.0
SR13	8/10/2014 2:30	28.76	67.3	**4.39**	5.5	SR13	8/10/2014 8:30	28.73	66.4	**4.34**	3.6	SR13	8/10/2014 14:30	28.80	67.9	**4.43**	1.7	SR13	8/10/2014 20:30	28.78	67.5	**4.41**	1.9
SR13	8/10/2014 2:35	28.74	67.3	**4.39**	5.4	SR13	8/10/2014 8:35	28.74	66.4	**4.33**	3.1	SR13	8/10/2014 14:35	28.82	69.6	**4.54**	1.7	SR13	8/10/2014 20:35	28.78	67.2	**4.39**	2.0
SR13	8/10/2014 2:40	28.73	67.2	**4.39**	4.5	SR13	8/10/2014 8:40	28.75	66.2	**4.32**	3.2	SR13	8/10/2014 14:40	28.85	69.9	**4.55**	2.0	SR13	8/10/2014 20:40	28.77	67.4	**4.40**	1.7
SR13	8/10/2014 2:45	28.74	67.5	**4.41**	5.2	SR13	8/10/2014 8:45	28.75	66.5	**4.34**	3.8	SR13	8/10/2014 14:45	28.83	68.6	**4.47**	1.5	SR13	8/10/2014 20:45	28.78	66.9	**4.37**	2.2
SR13	8/10/2014 2:50	28.73	67.9	**4.44**	5.1	SR13	8/10/2014 8:50	28.75	66.1	**4.31**	3.4	SR13	8/10/2014 14:50	28.78	67.1	**4.38**	1.6	SR13	8/10/2014 20:50	28.78	67.0	**4.37**	2.1
SR13	8/10/2014 2:55	28.74	67.7	**4.42**	5.1	SR13	8/10/2014 8:55	28.76	65.8	**4.29**	4.4	SR13	8/10/2014 14:55	28.80	67.4	**4.40**	1.8	SR13	8/10/2014 20:55	28.78	67.7	**4.42**	2.3
SR13	8/10/2014 3:00	28.73	67.8	**4.43**	4.7	SR13	8/10/2014 9:00	28.77	66.2	**4.31**	7.5	SR13	8/10/2014 15:00	28.82	68.6	**4.48**	1.7	SR13	8/10/2014 21:00	28.78	66.9	**4.37**	1.8
SR13	8/10/2014 3:05	28.72	67.8	**4.43**	4.5	SR13	8/10/2014 9:05	28.77	66.0	**4.30**	5.5	SR13	8/10/2014 15:05	28.83	70.9	**4.62**	1.6	SR13	8/10/2014 21:05	28.78	66.7	**4.36**	2.0
SR13	8/10/2014 3:10	28.73	67.4	**4.40**	4.7	SR13	8/10/2014 9:10	28.76	65.8	**4.29**	5.6	SR13	8/10/2014 15:10	28.81	70.7	**4.62**	1.7	SR13	8/10/2014 21:10	28.80	66.6	**4.35**	2.7
SR13	8/10/2014 3:15	28.72	66.9	**4.37**	4.2	SR13	8/10/2014 9:15	28.77	65.9	**4.29**	4.8	SR13	8/10/2014 15:15	28.83	70.7	**4.61**	2.2	SR13	8/10/2014 21:15	28.80	65.5	**4.27**	2.1
SR13	8/10/2014 3:20	28.73	66.6	**4.35**	4.3	SR13	8/10/2014 9:20	28.76	65.9	**4.30**	5.5	SR13	8/10/2014 15:20	28.82	71.0	**4.63**	1.4	SR13	8/10/2014 21:20	28.80	65.5	**4.27**	2.3
SR13	8/10/2014 3:25	28.74	66.5	**4.34**	4.4	SR13	8/10/2014 9:25	28.76	66.6	**4.35**	5.2	SR13	8/10/2014 15:25	28.84	70.9	**4.63**	2.0	SR13	8/10/2014 21:25	28.78	67.0	**4.38**	1.8
SR13	8/10/2014 3:30	28.75	66.4	**4.34**	4.1	SR13	8/10/2014 9:30	28.76	66.3	**4.32**	3.9	SR13	8/10/2014 15:30	28.84	70.8	**4.62**	1.3	SR13	8/10/2014 21:30	28.79	66.2	**4.32**	1.8
SR13	8/10/2014 3:35	28.75	66.3	**4.33**	4.2	SR13	8/10/2014 9:35	28.76	66.3	**4.32**	4.4	SR13	8/10/2014 15:35	28.84	70.4	**4.59**	1.2	SR13	8/10/2014 21:35	28.80	66.2	**4.32**	2.7
SR13	8/10/2014 3:40	28.75	66.3	**4.33**	4.3	SR13	8/10/2014 9:40	28.76	65.9	**4.30**	3.6	SR13	8/10/2014 15:40	28.83	70.4	**4.60**	3.2	SR13	8/10/2014 21:40	28.80	66.3	**4.32**	2.4
SR13	8/10/2014 3:45	28.75	66.0	**4.31**	3.8	SR13	8/10/2014 9:45	28.76	66.2	**4.32**	4.0	SR13	8/10/2014 15:45	28.83	70.2	**4.58**	1.7	SR13	8/10/2014 21:45	28.79	66.9	**4.37**	3.2
SR13	8/10/2014 3:50	28.74	66.7	**4.36**	4.1	SR13	8/10/2014 9:50	28.76	65.1	**4.25**	2.9	SR13	8/10/2014 15:50	28.83	70.1	**4.57**	2.8	SR13	8/10/2014 21:50	28.79	66.9	**4.37**	2.9
SR13	8/10/2014 3:55	28.73	67.0	**4.38**	4.0	SR13	8/10/2014 9:55	28.75	65.9	**4.30**	2.7	SR13	8/10/2014 15:55	28.83	70.2	**4.58**	2.1	SR13	8/10/2014 21:55	28.79	65.8	**4.29**	4.7
SR13	8/10/2014 4:00	28.74	67.4	**4.40**	4.4	SR13	8/10/2014 10:00	28.75	65.8	**4.29**	2.5	SR13	8/10/2014 16:00	28.82	69.7	**4.55**	2.1	SR13	8/10/2014 22:00	28.79	65.9	**4.30**	4.8
SR13	8/10/2014 4:05	28.74	66.9	**4.37**	4.0	SR13	8/10/2014 10:05	28.73	67.9	**4.43**	3.0	SR13	8/10/2014 16:05	28.82	69.6	**4.54**	2.2	SR13	8/10/2014 22:05	28.78	65.4	**4.26**	4.7
SR13	8/10/2014 4:10	28.74	67.2	**4.39**	4.9	SR13	8/10/2014 10:10	28.76	67.9	**4.43**	2.8	SR13	8/10/2014 16:10	28.83	69.8	**4.55**	2.4	SR13	8/10/2014 22:10	28.78	66.3	**4.32**	6.3
SR13	8/10/2014 4:15	28.76	67.6	**4.41**	8.7	SR13	8/10/2014 10:15	28.77	68.0	**4.44**	2.1	SR13	8/10/2014 16:15	28.83	69.3	**4.52**	2.1	SR13	8/10/2014 22:15	28.78	66.3	**4.33**	6.2
SR13	8/10/2014 4:20	28.76	67.4	**4.40**	9.0	SR13	8/10/2014 10:20	28.76	67.7	**4.41**	2.0	SR13	8/10/2014 16:20	28.83	69.2	**4.51**	2.0	SR13	8/10/2014 22:20	28.78	66.4	**4.33**	6.3
SR13	8/10/2014 4:25	28.76	67.1	**4.38**	7.1	SR13	8/10/2014 10:25	28.74	68.4	**4.47**	2.2	SR13	8/10/2014 16:25	28.81	69.4	**4.53**	2.0	SR13	8/10/2014 22:25	28.78	65.0	**4.24**	4.9
SR13	8/10/2014 4:30	28.75	66.5	**4.34**	6.6	SR13	8/10/2014 10:30	28.74	67.5	**4.41**	1.7	SR13	8/10/2014 16:30	28.82	69.7	**4.55**	4.0	SR13	8/10/2014 22:30	28.78	65.3	**4.26**	3.9
SR13	8/10/2014 4:35	28.76	66.5	**4.35**	6.8	SR13	8/10/2014 10:35	28.75	68.2	**4.45**	2.2	SR13	8/10/2014 16:35	28.83	70.5	**4.60**	2.7	SR13	8/10/2014 22:35	28.78	65.7	**4.28**	4.8
SR13	8/10/2014 4:40	28.75	66.2	**4.33**	5.7	SR13	8/10/2014 10:40	28.80	69.1	**4.51**	2.9	SR13	8/10/2014 16:40	28.83	70.3	**4.59**	2.4	SR13	8/10/2014 22:40	28.78	66.0	**4.31**	4.4
SR13	8/10/2014 4:45	28.76	66.2	**4.33**	5.4	SR13	8/10/2014 10:45	28.79	69.2	**4.51**	3.6	SR13	8/10/2014 16:45	28.83	70.0	**4.57**	3.6	SR13	8/10/2014 22:45	28.78	66.1	**4.31**	5.1
SR13	8/10/2014 4:50	28.76	66.4	**4.33**	6.1	SR13	8/10/2014 10:50	28.78	67.9	**4.43**	1.7	SR13	8/10/2014 16:50	28.82	69.8	**4.55**	3.4	SR13	8/10/2014 22:50	28.77	66.0	**4.31**	5.1
SR13	8/10/2014 4:55	28.76	65.6	**4.28**	5.0	SR13	8/10/2014 10:55	28.76	67.5	**4.40**	2.2	SR13	8/10/2014 16:55	28.82	69.6	**4.54**	2.4	SR13	8/10/2014 22:55	28.77	66.2	**4.32**	4.4
SR13	8/10/2014 5:00	28.76	65.1	**4.25**	4.7	SR13	8/10/2014 11:00	28.77	67.8	**4.42**	2.7	SR13	8/10/2014 17:00	28.83	69.7	**4.55**	3.2	SR13	8/10/2014 23:00	28.78	66.2	**4.31**	4.6
SR13	8/10/2014 5:05	28.75	65.9	**4.30**	4.8	SR13	8/10/2014 11:05	28.77	67.0	**4.37**	2.5	SR13	8/10/2014 17:05	28.83	69.5	**4.53**	2.8	SR13	8/10/2014 23:05	28.77	65.0	**4.24**	3.2
SR13	8/10/2014 5:10	28.75	66.4	**4.34**	5.4	SR13	8/10/2014 11:10	28.75	66.1	**4.31**	4.8	SR13	8/10/2014 17:10	28.83	69.3	**4.52**	2.7	SR13	8/10/2014 23:10	28.78	65.4	**4.27**	4.3
SR13	8/10/2014 5:15	28.74	66.0	**4.31**	4.0	SR13	8/10/2014 11:15	28.75	66.2	**4.31**	4.9	SR13	8/10/2014 17:15	28.83	69.1	**4.51**	2.7	SR13	8/10/2014 23:15	28.77	65.5	**4.27**	2.8
SR13	8/10/2014 5:20	28.74	66.3	**4.33**	5.7	SR13	8/10/2014 11:20	28.75	66.1	**4.31**	5.4	SR13	8/10/2014 17:20	28.83	69.3	**4.52**	3.1	SR13	8/10/2014 23:20	28.77	66.2	**4.32**	5.0
SR13	8/10/2014 5:25	28.74	67.1	**4.38**	4.2	SR13	8/10/2014 11:25	28.75	66.0	**4.31**	5.4	SR13	8/10/2014 17:25	28.83	69.1	**4.51**	3.2	SR13	8/10/2014 23:25	28.78	65.8	**4.29**	4.0
SR13	8/10/2014 5:30	28.74	66.7	**4.36**	3.8	SR13	8/10/2014 11:30	28.75	65.5	**4.27**	5.1	SR13	8/10/2014 17:30	28.83	68.6	**4.48**	3.0	SR13	8/10/2014 23:30	28.75	67.6	**4.41**	4.9
SR13	8/10/2014 5:35	28.74	66.8	**4.37**	3.6	SR13	8/10/2014 11:35	28.74	65.4	**4.26**	4.7	SR13	8/10/2014 17:35	28.83	68.4	**4.46**	3.0	SR13	8/10/2014 23:35	28.74	67.3	**4.39**	3.6
SR13	8/10/2014 5:40	28.74	66.7	**4.36**	3.6	SR13	8/10/2014 11:40	28.74	66.2	**4.32**	6.1	SR13	8/10/2014 17:40	28.83	68.3	**4.46**	3.7	SR13	8/10/2014 23:40	28.77	65.9	**4.30**	4.2
SR13	8/10/2014 5:45	28.74	66.2	**4.33**	3.3	SR13	8/10/2014 11:45	28.73	66.1	**4.31**	5.7	SR13	8/10/2014 17:45	28.83	68.2	**4.45**	3.7	SR13	8/10/2014 23:45	28.77	66.3	**4.33**	5.3
SR13	8/10/2014 5:50	28.74	66.1	**4.32**	3.0	SR13	8/10/2014 11:50	28.73	65.5	**4.27**	5.1	SR13	8/10/2014 17:50	28.83	67.8	**4.43**	3.5	SR13	8/10/2014 23:50	28.76	65.9	**4.30**	3.3
SR13	8/10/2014 5:55	28.74	67.0	**4.38**	4.4	SR13	8/10/2014 11:55	28.75	64.9	**4.23**	3.2	SR13	8/10/2014 17:55	28.83	67.1	**4.38**	3.4	SR13	8/10/2014 23:55	28.75	67.2	**4.38**	3.9

Station	Timestamp	NH_3 (mg/L)				Station	Timestamp	NH_3 (mg/L)			
SR4	8/10/2014 0:17	0.07				SR12	8/10/2014 0:17	0.06			
SR4	8/10/2014 0:37	0.05				SR12	8/10/2014 0:37	0.05			
SR4	8/10/2014 0:57	0.06				SR12	8/10/2014 0:57	0.06			
SR4	8/10/2014 1:17	0.06				SR12	8/10/2014 1:17	0.06			
SR4	8/10/2014 1:37	0.06				SR12	8/10/2014 1:37	0.06			
SR4	8/10/2014 1:57	0.06				SR12	8/10/2014 1:57	0.06			
SR4	8/10/2014 2:17	0.06				SR12	8/10/2014 2:17	0.07			
SR4	8/10/2014 2:37	0.07				SR12	8/10/2014 2:37	0.06			
SR4	8/10/2014 2:57	0.05				SR12	8/10/2014 2:57	0.06			
SR4	8/10/2014 3:17	0.06				SR12	8/10/2014 3:17	0.06			
SR4	8/10/2014 3:37	0.06				SR12	8/10/2014 3:37	0.05			
SR4	8/10/2014 3:57	0.06				SR12	8/10/2014 3:57	0.05			
SR4	8/10/2014 4:17	0.06				SR12	8/10/2014 4:17	0.05			
SR4	8/10/2014 4:37	0.06				SR12	8/10/2014 4:37	0.06			
SR4	8/10/2014 4:57	0.05				SR12	8/10/2014 4:57	0.06			
SR4	8/10/2014 5:17	0.06				SR12	8/10/2014 5:17	0.05			
SR4	8/10/2014 5:37	0.06				SR12	8/10/2014 5:37	0.06			
SR4	8/10/2014 5:57	0.06				SR12	8/10/2014 5:57	0.05			
SR4						SR12					
SR4	8/10/2014 6:37	0.08				SR12	8/10/2014 6:37	0.05			
SR4	8/10/2014 6:57	0.07				SR12	8/10/2014 6:57	0.07			
SR4	8/10/2014 7:17	0.06				SR12	8/10/2014 7:17	0.06			
SR4	8/10/2014 7:37	0.05				SR12	8/10/2014 7:37	0.06			
SR4	8/10/2014 7:57	0.05				SR12	8/10/2014 7:57	0.07			
SR4	8/10/2014 8:17	0.05				SR12	8/10/2014 8:17	0.05			
SR4	8/10/2014 8:37	0.05				SR12	8/10/2014 8:37	0.05			
SR4	8/10/2014 8:57	0.05				SR12	8/10/2014 8:57	0.07			
SR4	8/10/2014 9:17	0.06				SR12	8/10/2014 9:17	0.05			
SR4	8/10/2014 9:37	0.06				SR12	8/10/2014 9:37	0.07			
SR4	8/10/2014 9:57	0.06				SR12	8/10/2014 9:57	0.05			
SR4	8/10/2014 10:17	0.07				SR12	8/10/2014 10:17	0.05			
SR4	8/10/2014 10:37	0.08				SR12	8/10/2014 10:37	0.06			
SR4	8/10/2014 10:57	0.08				SR12					
SR4	8/10/2014 11:17	0.09				SR12					
SR4	8/10/2014 11:37	0.09				SR12					
SR4	8/10/2014 11:57	0.09				SR12	8/10/2014 11:57	0.06			
SR4	8/10/2014 12:17	0.09				SR12	8/10/2014 12:17	0.06			
SR4	8/10/2014 12:37	0.08				SR12	8/10/2014 12:37	0.06			
SR4	8/10/2014 12:57	0.08				SR12	8/10/2014 12:57	0.08			
SR4	8/10/2014 13:17	0.08				SR12	8/10/2014 13:17	0.08			
SR4						SR12	8/10/2014 13:37	0.06			
SR4						SR12	8/10/2014 13:57	0.07			
SR4						SR12	8/10/2014 14:17	0.08			
SR4						SR12	8/10/2014 14:37	0.06			
SR4	8/10/2014 14:57	0.09				SR12	8/10/2014 14:57	0.07			
SR4	8/10/2014 15:17	0.07				SR12	8/10/2014 15:17	0.09			
SR4	8/10/2014 15:37	0.07				SR12	8/10/2014 15:37	0.07			
SR4	8/10/2014 15:57	0.08				SR12	8/10/2014 15:57	0.05			
SR4	8/10/2014 16:17	0.07				SR12	8/10/2014 16:17	0.06			
SR4	8/10/2014 16:37	0.07				SR12	8/10/2014 16:37	0.06			
SR4	8/10/2014 16:57	0.07				SR12	8/10/2014 16:57	0.06			
SR4	8/10/2014 17:17	0.08				SR12	8/10/2014 17:17	0.06			
SR4	8/10/2014 17:37	0.07				SR12	8/10/2014 17:37	0.06			
SR4	8/10/2014 17:57	0.08				SR12	8/10/2014 17:57	0.06			
SR4	8/10/2014 18:17	0.07				SR12	8/10/2014 18:17	0.05			
SR4	8/10/2014 18:37	0.06				SR12	8/10/2014 18:37	0.07			
SR4	8/10/2014 18:57	0.07				SR12	8/10/2014 18:57	0.06			
SR4	8/10/2014 19:17	0.07				SR12	8/10/2014 19:17	0.06			
SR4	8/10/2014 19:37	0.08				SR12	8/10/2014 19:37	0.07			
SR4	8/10/2014 19:57	0.09				SR12	8/10/2014 19:57	0.08			
SR4	8/10/2014 20:17	0.07				SR12	8/10/2014 20:17	0.07			
SR4	8/10/2014 20:37	0.08				SR12	8/10/2014 20:37	0.06			
SR4	8/10/2014 20:57	0.08				SR12	8/10/2014 20:57	0.06			
SR4	8/10/2014 21:17	0.08				SR12	8/10/2014 21:17	0.07			
SR4	8/10/2014 21:37	0.06				SR12	8/10/2014 21:37	0.06			
SR4	8/10/2014 21:57	0.07				SR12	8/10/2014 21:57	0.08			
SR4	8/10/2014 22:17	0.09				SR12	8/10/2014 22:17	0.08			
SR4	8/10/2014 22:37	0.09				SR12	8/10/2014 22:37	0.07			
SR4	8/10/2014 22:57	0.08				SR12	8/10/2014 22:57	0.06			
SR4	8/10/2014 23:17	0.05				SR12	8/10/2014 23:17	0.06			
SR4	8/10/2014 23:37	0.06				SR12	8/10/2014 23:37	0.07			
SR4	8/10/2014 23:57	0.06				SR12	8/10/2014 23:57	0.07			

Remark: Fonts with underline: Action Level Exceedance
Fonts with bold and underline: Limit Level Exceedance
Automatic Instrument calibration of NH3-N monitor was carried out during 5:57-6:37 at SR4 and SR12.
SR4 monitoring station was under maintenance during 13:36-14:46.
SR12 monitoring station was under maintenance during 10:41-11:41.

Station	Timestamp	Temp (° C)	DO (%)	DO (mg/L)	Tur (NTU)	Station	Timestamp	Temp (° C)	DO (%)	DO (mg/L)	Tur (NTU)	Station	Timestamp	Temp (° C)	DO (%)	DO (mg/L)	Tur (NTU)	Station	Timestamp	Temp (°C)	DO (%)	DO (mg/L)	Tur (NTU)
SR4	9/10/2014 0:01	28.73	86.9	5.67	4.0	SR4	9/10/2014 6:01	28.62	88.4	5.78	5.5	SR4	9/10/2014 12:01	28.80	88.5	5.76	4.8	SR4	9/10/2014 18:01	28.74	89.4	5.83	5.6
SR4	9/10/2014 0:06	28.73	86.6	5.65	4.8	SR4	9/10/2014 6:06	28.64	88.4	5.78	8.0	SR4	9/10/2014 12:06	28.81	88.5	5.76	4.7	SR4	9/10/2014 18:06	28.75	89.1	5.81	9.2
SR4	9/10/2014 0:11	28.72	86.2	5.62	4.0	SR4	9/10/2014 6:11	28.65	87.8	5.74	7.4	SR4	9/10/2014 12:11	28.80	88.4	5.76	4.7	SR4	9/10/2014 18:11	28.75	89.1	5.81	8.2
SR4	9/10/2014 0:16	28.71	84.9	5.54	3.1	SR4	9/10/2014 6:16	28.65	87.9	5.74	7.7	SR4	9/10/2014 12:16	28.82	88.7	5.78	5.1	SR4	9/10/2014 18:16	28.75	88.4	5.76	6.5
SR4	9/10/2014 0:21	28.67	87.0	5.68	4.3	SR4	9/10/2014 6:21	28.63	87.7	5.73	7.6	SR4	9/10/2014 12:21	28.85	88.4	5.76	4.3	SR4	9/10/2014 18:21	28.75	88.6	5.78	7.7
SR4	9/10/2014 0:26	28.67	82.3	5.38	3.4	SR4	9/10/2014 6:26	28.63	87.6	5.72	7.3	SR4	9/10/2014 12:26	28.83	88.4	5.75	5.1	SR4	9/10/2014 18:26	28.74	88.0	5.74	6.7
SR4	9/10/2014 0:31	28.66	85.2	5.57	3.3	SR4	9/10/2014 6:31	28.63	87.3	5.71	8.6	SR4	9/10/2014 12:31	28.83	88.1	5.74	4.8	SR4	9/10/2014 18:31	28.74	87.7	5.72	8.1
SR4	9/10/2014 0:36	28.65	86.6	5.66	3.5	SR4	9/10/2014 6:36	28.63	87.6	5.73	8.7	SR4	9/10/2014 12:36	28.84	87.8	5.72	5.5	SR4	9/10/2014 18:36	28.73	87.3	5.69	5.8
SR4	9/10/2014 0:41	28.67	86.8	5.67	3.7	SR4	9/10/2014 6:41	28.63	87.4	5.71	7.4	SR4	9/10/2014 12:41	28.87	87.9	5.72	4.9	SR4	9/10/2014 18:41	28.74	88.5	5.78	6.6
SR4	9/10/2014 0:46	28.66	87.1	5.69	3.4	SR4	9/10/2014 6:46	28.62	87.2	5.70	7.2	SR4	9/10/2014 12:46	28.92	87.4	5.68	3.7	SR4	9/10/2014 18:46	28.73	88.7	5.79	6.1
SR4	9/10/2014 0:51	28.66	87.0	5.69	3.5	SR4	9/10/2014 6:51	28.63	87.1	5.69	8.2	SR4	9/10/2014 12:51	28.89	88.7	5.77	3.6	SR4	9/10/2014 18:51	28.72	88.2	5.76	6.0
SR4	9/10/2014 0:56	28.65	86.6	5.66	4.1	SR4	9/10/2014 6:56	28.62	87.1	5.69	6.2	SR4	9/10/2014 12:56	28.89	89.1	5.80	3.2	SR4	9/10/2014 18:56	28.73	88.3	5.77	6.6
SR4	9/10/2014 1:01	28.65	87.2	5.70	3.6	SR4	9/10/2014 7:01	28.63	86.8	5.67	7.2	SR4	9/10/2014 13:01	28.88	89.2	5.80	3.7	SR4	9/10/2014 19:01	28.72	88.1	5.75	6.2
SR4	9/10/2014 1:06	28.64	87.3	5.70	3.6	SR4	9/10/2014 7:06	28.62	86.7	5.67	6.4	SR4	9/10/2014 13:06	28.88	89.0	5.80	3.7	SR4	9/10/2014 19:06	28.72	88.2	5.76	6.1
SR4	9/10/2014 1:11	28.64	85.6	5.59	2.8	SR4	9/10/2014 7:11	28.63	86.5	5.65	8.7	SR4	9/10/2014 13:11	28.89	89.2	5.81	3.6	SR4	9/10/2014 19:11	28.73	87.7	5.72	6.4
SR4	9/10/2014 1:16	28.64	86.4	5.64	3.4	SR4	9/10/2014 7:16	28.63	86.2	5.63	7.9	SR4	9/10/2014 13:16	28.89	88.8	5.78	3.4	SR4	9/10/2014 19:16	28.72	87.3	5.70	5.8
SR4	9/10/2014 1:21	28.63	85.4	5.58	2.9	SR4	9/10/2014 7:21	28.62	86.4	5.64	7.6	SR4	9/10/2014 13:21	28.90	88.7	5.77	3.0	SR4	9/10/2014 19:21	28.73	87.2	5.69	8.4
SR4	9/10/2014 1:26	28.64	85.2	5.57	2.7	SR4	9/10/2014 7:26	28.63	86.4	5.64	8.4	SR4	9/10/2014 13:26	28.91	88.5	5.76	3.8	SR4	9/10/2014 19:26	28.72	87.4	5.70	7.7
SR4	9/10/2014 1:31	28.64	84.5	5.52	2.9	SR4	9/10/2014 7:31	28.63	86.6	5.65	7.7	SR4	9/10/2014 13:31	28.91	88.8	5.78	6.6	SR4	9/10/2014 19:31	28.72	87.2	5.69	7.6
SR4	9/10/2014 1:36	28.64	84.4	5.52	2.5	SR4	9/10/2014 7:36	28.64	86.3	5.63	8.8	SR4	9/10/2014 13:36	28.93	88.0	5.73	2.8	SR4	9/10/2014 19:36	28.72	87.3	5.69	8.6
SR4	9/10/2014 1:41	28.63	84.6	5.53	2.7	SR4	9/10/2014 7:41	28.64	86.5	5.64	8.7	SR4	9/10/2014 13:41	28.93	88.3	5.75	2.7	SR4	9/10/2014 19:41	28.72	87.5	5.71	8.6
SR4	9/10/2014 1:46	28.63	83.5	5.46	2.8	SR4	9/10/2014 7:46	28.64	86.7	5.65	8.2	SR4	9/10/2014 13:46	28.92	88.9	5.79	3.6	SR4	9/10/2014 19:46	28.72	87.1	5.68	8.2
SR4	9/10/2014 1:51	28.63	82.7	5.41	2.4	SR4	9/10/2014 7:51	28.64	86.4	5.64	9.0	SR4	9/10/2014 13:51	28.92	88.9	5.78	3.1	SR4	9/10/2014 19:51	28.72	87.3	5.70	7.9
SR4	9/10/2014 1:56	28.63	83.2	5.44	2.5	SR4	9/10/2014 7:56	28.64	86.7	5.66	7.5	SR4	9/10/2014 13:56	28.91	88.7	5.77	3.9	SR4	9/10/2014 19:56	28.71	86.6	5.65	8.1
SR4	9/10/2014 2:01	28.64	83.6	5.47	2.4	SR4	9/10/2014 8:01	28.64	86.5	5.64	7.7	SR4	9/10/2014 14:01	28.92	88.6	5.77	3.2	SR4	9/10/2014 20:01	28.72	87.1	5.68	9.0
SR4	9/10/2014 2:06	28.62	83.7	5.47	3.2	SR4	9/10/2014 8:06	28.64	86.2	5.63	7.9	SR4	9/10/2014 14:06	28.93	88.3	5.75	2.9	SR4	9/10/2014 20:06	28.71	87.3	5.70	8.2
SR4	9/10/2014 2:11	28.63	83.0	5.43	2.6	SR4	9/10/2014 8:11	28.64	86.2	5.63	6.6	SR4	9/10/2014 14:11	28.92	88.0	5.73	4.2	SR4	9/10/2014 20:11	28.71	87.0	5.68	8.2
SR4	9/10/2014 2:16	28.64	83.3	5.45	3.1	SR4	9/10/2014 8:16	28.64	86.5	5.65	6.4	SR4	9/10/2014 14:16	28.91	87.8	5.71	2.6	SR4	9/10/2014 20:16	28.71	86.3	5.63	7.5
SR4	9/10/2014 2:21	28.65	82.7	5.41	2.3	SR4	9/10/2014 8:21	28.64	86.2	5.63	5.8	SR4	9/10/2014 14:21	28.92	87.4	5.69	2.6	SR4	9/10/2014 20:21	28.71	86.2	5.62	6.6
SR4	9/10/2014 2:26	28.65	82.9	5.42	2.5	SR4	9/10/2014 8:26	28.65	86.0	5.61	8.2	SR4	9/10/2014 14:26	28.92	86.1	5.60	2.1	SR4	9/10/2014 20:26	28.70	86.4	5.64	8.0
SR4	9/10/2014 2:31	28.64	82.9	5.42	3.2	SR4	9/10/2014 8:31	28.65	85.7	5.60	6.6	SR4	9/10/2014 14:31	28.92	85.4	5.56	3.0	SR4	9/10/2014 20:31	28.71	86.3	5.63	7.2
SR4	9/10/2014 2:36	28.67	83.8	5.47	5.0	SR4	9/10/2014 8:36	28.64	85.8	5.60	6.8	SR4	9/10/2014 14:36	28.92	85.7	5.58	2.7	SR4	9/10/2014 20:36	28.72	86.6	5.65	7.9
SR4	9/10/2014 2:41	28.68	83.6	5.46	4.7	SR4	9/10/2014 8:41	28.65	85.5	5.58	7.1	SR4	9/10/2014 14:41	28.91	87.5	5.70	3.0	SR4	9/10/2014 20:41	28.72	86.2	5.62	8.2
SR4	9/10/2014 2:46	28.69	84.2	5.50	6.2	SR4	9/10/2014 8:46	28.65	85.1	5.56	7.3	SR4	9/10/2014 14:46	28.92	87.0	5.66	4.0	SR4	9/10/2014 20:46	28.72	86.5	5.64	7.3
SR4	9/10/2014 2:51	28.69	85.0	5.55	4.2	SR4	9/10/2014 8:51	28.65	85.0	5.55	7.4	SR4	9/10/2014 14:51	28.92	87.1	5.67	3.0	SR4	9/10/2014 20:51	28.72	86.6	5.65	6.8
SR4	9/10/2014 2:56	28.70	84.7	5.53	3.8	SR4	9/10/2014 8:56	28.66	84.9	5.54	7.6	SR4	9/10/2014 14:56	28.90	86.6	5.64	4.6	SR4	9/10/2014 20:56	28.72	86.3	5.63	5.9
SR4	9/10/2014 3:01	28.70	84.5	5.52	4.0	SR4	9/10/2014 9:01	28.66	84.8	5.53	8.4	SR4	9/10/2014 15:01	28.87	86.3	5.62	5.0	SR4	9/10/2014 21:01	28.71	85.9	5.60	5.7
SR4	9/10/2014 3:06	28.70	84.4	5.51	4.5	SR4	9/10/2014 9:06	28.66	84.9	5.54	9.1	SR4	9/10/2014 15:06	28.87	85.6	5.58	5.6	SR4	9/10/2014 21:06	28.72	85.3	5.56	5.9
SR4	9/10/2014 3:11	28.70	84.0	5.48	4.7	SR4	9/10/2014 9:11	28.66	86.1	5.62	7.6	SR4	9/10/2014 15:11	28.84	86.3	5.62	5.8	SR4	9/10/2014 21:11	28.71	86.0	5.61	4.8
SR4	9/10/2014 3:16	28.70	84.6	5.52	3.9	SR4	9/10/2014 9:16	28.67	86.5	5.64	8.0	SR4	9/10/2014 15:16	28.84	87.2	5.68	7.7	SR4	9/10/2014 21:16	28.71	86.0	5.61	5.5
SR4	9/10/2014 3:21	28.70	84.9	5.54	5.8	SR4	9/10/2014 9:21	28.67	86.5	5.64	8.1	SR4	9/10/2014 15:21	28.83	87.7	5.72	5.5	SR4	9/10/2014 21:21	28.70	86.1	5.62	5.1
SR4	9/10/2014 3:26	28.70	85.0	5.55	3.6	SR4	9/10/2014 9:26	28.67	86.6	5.64	9.9	SR4	9/10/2014 15:26	28.84	87.3	5.69	5.1	SR4	9/10/2014 21:26	28.70	86.5	5.64	8.3
SR4	9/10/2014 3:31	28.70	84.6	5.52	3.2	SR4	9/10/2014 9:31	28.67	86.7	5.65	7.8	SR4	9/10/2014 15:31	28.84	87.6	5.71	6.3	SR4	9/10/2014 21:31	28.69	86.9	5.67	5.3
SR4	9/10/2014 3:36	28.70	85.7	5.59	3.3	SR4	9/10/2014 9:36	28.68	86.9	5.67	6.3	SR4	9/10/2014 15:36	28.83	87.9	5.73	8.3	SR4	9/10/2014 21:36	28.69	86.7	5.66	4.5
SR4	9/10/2014 3:41	28.70	84.5	5.51	3.8	SR4	9/10/2014 9:41	28.71	86.8	5.66	5.3	SR4	9/10/2014 15:41	28.84	87.7	5.71	5.3	SR4	9/10/2014 21:41	28.69	86.8	5.66	4.7
SR4	9/10/2014 3:46	28.70	86.2	5.62	5.8	SR4	9/10/2014 9:46	28.67	86.2	5.62	7.5	SR4	9/10/2014 15:46	28.84	87.4	5.69	7.1	SR4	9/10/2014 21:46	28.69	86.6	5.65	4.0
SR4	9/10/2014 3:51	28.70	86.1	5.62	4.5	SR4	9/10/2014 9:51	28.68	86.8	5.66	7.2	SR4	9/10/2014 15:51	28.83	87.1	5.68	8.4	SR4	9/10/2014 21:51	28.69	86.7	5.66	4.5
SR4	9/10/2014 3:56	28.70	85.9	5.60	4.1	SR4	9/10/2014 9:56	28.68	86.5	5.64	6.7	SR4	9/10/2014 15:56	28.83	87.8	5.72	8.3	SR4	9/10/2014 21:56	28.67	87.3	5.70	4.5
SR4	9/10/2014 4:01	28.68	85.7	5.59	3.9	SR4	9/10/2014 10:01	28.68	86.4	5.63	6.4	SR4	9/10/2014 16:01	28.82	87.8	5.72	**10.1**	SR4	9/10/2014 22:01	28.66	87.4	5.71	4.0
SR4	9/10/2014 4:06	28.69	85.3	5.57	4.2	SR4	9/10/2014 10:06	28.69	86.4	5.64	6.0	SR4	9/10/2014 16:06	28.82	87.8	5.72	6.4	SR4	9/10/2014 22:06	28.66	87.1	5.69	3.8
SR4	9/10/2014 4:11	28.68	86.2	5.63	4.7	SR4	9/10/2014 10:11	28.76	87.6	5.71	4.3	SR4	9/10/2014 16:11	28.82	87.6	5.71	7.2	SR4	9/10/2014 22:11	28.68	86.5	5.65	3.8
SR4	9/10/2014 4:16	28.69	86.2	5.63	4.6	SR4	9/10/2014 10:16	28.72	87.6	5.71	4.5	SR4	9/10/2014 16:16	28.81	87.4	5.69	5.3	SR4	9/10/2014 22:16	28.65	87.6	5.72	4.3
SR4	9/10/2014 4:21	28.68	86.2	5.63	3.9	SR4	9/10/2014 10:21	28.71	87.1	5.68	4.7	SR4	9/10/2014 16:21	28.83	87.5	5.70	5.1	SR4	9/10/2014 22:21	28.66	87.5	5.71	4.6
SR4	9/10/2014 4:26	28.68	85.5	5.58	4.9	SR4	9/10/2014 10:26	28.72	87.2	5.68	4.7	SR4	9/10/2014 16:26	28.83	86.9	5.66	4.7	SR4	9/10/2014 22:26	28.64	87.7	5.73	4.8
SR4	9/10/2014 4:31	28.64	85.8	5.60	4.9	SR4	9/10/2014 10:31	28.75	87.9	5.73	3.8	SR4	9/10/2014 16:31	28.82	87.5	5.71	6.1	SR4	9/10/2014 22:31	28.65	87.9	5.74	4.9
SR4	9/10/2014 4:36	28.62	85.9	5.61	3.8	SR4	9/10/2014 10:36	28.76	88.1	5.74	4.9	SR4	9/10/2014 16:36	28.83	87.9	5.73	5.8	SR4	9/10/2014 22:36	28.65	88.0	5.75	4.5
SR4	9/10/2014 4:41	28.62	87.0	5.68	4.1	SR4	9/10/2014 10:41	28.77	88.2	5.75	4.2	SR4	9/10/2014 16:41	28.83	88.2	5.75	6.0	SR4	9/10/2014 22:41	28.65	87.9	5.75	4.4
SR4	9/10/2014 4:46	28.63	86.3	5.64	4.0	SR4	9/10/2014 10:46	28.77	87.9	5.73	3.7	SR4	9/10/2014 16:46	28.86	86.7	5.65	3.8	SR4	9/10/2014 22:46	28.63	87.5	5.72	3.8
SR4	9/10/2014 4:51	28.61	86.1	5.63	3.8	SR4	9/10/2014 10:51	28.81	89.0	5.79	3.4	SR4	9/10/2014 16:51	28.80	86.3	5.63	3.5	SR4	9/10/2014 22:51	28.62	87.3	5.71	4.0
SR4	9/10/2014 4:56	28.62	86.1	5.63	3.7	SR4	9/10/2014 10:56	28.80	88.5	5.76	3.8	SR4	9/10/2014 16:56	28.84	87.2	5.68	4.8	SR4	9/10/2014 22:56	28.62	87.2	5.70	4.3
SR4	9/10/2014 5:01	28.62	86.2	5.64	3.2	SR4	9/10/2014 11:01	28.79	88.4	5.76	3.3	SR4	9/10/2014 17:01	28.86	87.3	5.69	3.3	SR4	9/10/2014 23:01	28.62	87.6	5.72	3.7
SR4	9/10/2014 5:06	28.62	86.7	5.67	3.2	SR4	9/10/2014 11:06	28.77	88.4	5.76	3.7	SR4	9/10/2014 17:06	28.84	86.7	5.65	4.4	SR4	9/10/2014 23:06	28.63	87.0	5.68	4.2
SR4	9/10/2014 5:11	28.62	87.2	5.71	3.9	SR4	9/10/2014 11:11	28.83	89.2	5.81	3.0	SR4	9/10/2014 17:11	28.83	87.0	5.67	5.3	SR4	9/10/2014 23:11	28.63	87.4	5.70	4.3
SR4	9/10/2014 5:16	28.62	87.6	5.73	5.1	SR4	9/10/2014 11:16	28.83	89.1	5.80	3.5	SR4	9/10/2014 17:16	28.83	88.3	5.75	4.9	SR4	9/10/2014 23:16	28.62	87.0	5.68	4.0
SR4	9/10/2014 5:21	28.62	87.7	5.74	4.6	SR4	9/10/2014 11:21	28.81	89.0	5.79	3.1	SR4	9/10/2014 17:21	28.81	88.6	5.77	4.4	SR4	9/10/2014 23:21	28.61	87.4	5.70	3.5
SR4	9/10/2014 5:26	28.62	88.4	5.78	4.4	SR4	9/10/2014 11:26	28.80	89.1	5.80	7.5	SR4	9/10/2014 17:26	28.82	87.7	5.71	4.6	SR4	9/10/2014 23:26	28.62	87.0	5.68	4.4
SR4	9/10/2014 5:31	28.61	88.9	5.81	4.7	SR4	9/10/2014 11:31	28.84	89.5	5.83	3.5	SR4	9/10/2014 17:31	28.81	87.9	5.73	4.3	SR4	9/10/2014 23:31	28.61	87.4	5.70	3.7
SR4	9/10/2014 5:36	28.62	89.3	5.84	4.6	SR4	9/10/2014 11:36	28.84	89.2	5.81	3.0	SR4	9/10/2014 17:36	28.81	87.8	5.72	5.0	SR4	9/10/2014 23:36	28.62	87.3	5.70	3.7
SR4	9/10/2014 5:41	28.61	89.0	5.82	4.5	SR4	9/10/2014 11:41	28.84	89.3	5.81	2.8	SR4	9/10/2014 17:41	28.80	87.7	5.72	5.3	SR4	9/10/2014 23:41	28.62	87.2	5.69	4.0
SR4	9/10/2014 5:46	28.61	89.3	5.84	4.7	SR4	9/10/2014 11:46	28.83	89.1	5.80	3.7	SR4	9/10/2014 17:46	28.79	88.0	5.74	4.5	SR4	9/10/2014 23:46	28.62	87.5	5.71	4.7
SR4	9/10/2014 5:51	28.60	88.8	5.81	4.5	SR4	9/10/2014 11:51	28.83	88.8	5.78	3.6	SR4	9/10/2014 17:51	28.80	88.8	5.79	4.6	SR4	9/10/2014 23:51	28.62	87.3	5.70	4.3
SR4	9/10/2014 5:56	28.61	88.4	5.79	5.1	SR4	9/10/2014 11:56	28.82	88.7	5.77	3.8	SR4	9/10/2014 17:56	28.77	88.8	5.79	4.6	SR4	9/10/2014 23:56	28.62	87.8	5.74	4.6

Station	Timestamp	Temp (° C)	DO (%)	DO (mg/L)	Tur (NTU)	Station	Timestamp	Temp (° C)	DO (%)	DO (mg/L)	Tur (NTU)	Station	Timestamp	Temp (° C)	DO (%)	DO (mg/L)	Tur (NTU)	Station	Timestamp	Temp (°C)	DO (%)	DO (mg/L)	Tur (NTU)
SR5	9/10/2014 0:00	28.79	77.3	**5.02**	5.2	SR5	9/10/2014 6:00	28.68	77.3	**5.07**	7.7	SR5	9/10/2014 12:00	28.77	76.3	**4.95**	7.0	SR5	9/10/2014 18:00	28.84	80.3	**5.24**	4.5
SR5	9/10/2014 0:05	28.80	77.3	**5.01**	5.1	SR5	9/10/2014 6:05	28.68	78.0	**5.11**	7.2	SR5	9/10/2014 12:05	28.81	77.9	**5.05**	5.7	SR5	9/10/2014 18:05	28.82	80.0	**5.22**	4.2
SR5	9/10/2014 0:10	28.80	77.2	**5.01**	6.2	SR5	9/10/2014 6:10	28.68	77.7	**5.09**	**8.1**	SR5	9/10/2014 12:10	28.80	77.3	**5.01**	7.0	SR5	9/10/2014 18:10	28.82	79.4	**5.19**	4.2
SR5	9/10/2014 0:15	28.80	77.1	**5.00**	5.2	SR5	9/10/2014 6:15	28.65	76.8	**5.03**	**8.5**	SR5	9/10/2014 12:15	28.79	77.1	**5.00**	7.1	SR5	9/10/2014 18:15	28.82	79.3	**5.18**	4.7
SR5	9/10/2014 0:20	28.81	77.1	**5.00**	6.0	SR5	9/10/2014 6:20	28.67	76.4	**5.01**	7.1	SR5	9/10/2014 12:20	28.79	76.9	**4.99**	6.4	SR5	9/10/2014 18:20	28.83	78.2	**5.10**	4.5
SR5	9/10/2014 0:25	28.81	76.7	**4.97**	5.8	SR5	9/10/2014 6:25	28.67	74.9	**4.91**	6.9	SR5	9/10/2014 12:25	28.78	77.1	**5.00**	5.8	SR5	9/10/2014 18:25	28.83	76.9	**5.02**	5.0
SR5	9/10/2014 0:30	28.82	77.0	**4.99**	6.3	SR5	9/10/2014 6:30	28.65	73.5	**4.82**	6.8	SR5	9/10/2014 12:30	28.78	77.5	**5.03**	5.2	SR5	9/10/2014 18:30	28.84	77.0	**5.03**	4.4
SR5	9/10/2014 0:35	28.82	77.1	**5.00**	7.3	SR5	9/10/2014 6:35	28.64	74.3	**4.87**	7.3	SR5	9/10/2014 12:35	28.78	77.9	**5.06**	4.6	SR5	9/10/2014 18:35	28.84	77.7	**5.07**	4.9
SR5	9/10/2014 0:40	28.82	76.8	**4.98**	6.9	SR5	9/10/2014 6:40	28.63	74.4	**4.88**	6.6	SR5	9/10/2014 12:40	28.78	77.3	**5.02**	5.0	SR5	9/10/2014 18:40	28.84	77.5	**5.06**	5.7
SR5	9/10/2014 0:45	28.81	76.9	**4.99**	7.3	SR5	9/10/2014 6:45	28.65	75.1	**4.91**	7.9	SR5	9/10/2014 12:45	28.78	77.2	**5.01**	6.6	SR5	9/10/2014 18:45	28.83	76.8	**5.02**	4.8
SR5	9/10/2014 0:50	28.81	76.8	**4.98**	6.7	SR5	9/10/2014 6:50	28.66	74.8	**4.89**	7.7	SR5	9/10/2014 12:50	28.79	77.0	**5.00**	5.4	SR5	9/10/2014 18:50	28.82	76.7	**5.01**	5.0
SR5	9/10/2014 0:55	28.78	77.0	**5.00**	6.3	SR5	9/10/2014 6:55	28.63	74.5	**4.88**	7.4	SR5	9/10/2014 12:55	28.77	77.2	**5.01**	7.2	SR5	9/10/2014 18:55	28.81	77.4	**5.06**	4.7
SR5	9/10/2014 1:00	28.68	78.7	**5.12**	6.2	SR5	9/10/2014 7:00	28.59	74.3	**4.87**	6.5	SR5	9/10/2014 13:00	28.77	77.0	**5.00**	6.0	SR5	9/10/2014 19:00	28.81	77.0	**5.03**	6.1
SR5	9/10/2014 1:05	28.69	77.8	**5.06**	6.4	SR5	9/10/2014 7:05	28.59	74.2	**4.87**	6.5	SR5	9/10/2014 13:05	28.77	77.2	**5.02**	6.9	SR5	9/10/2014 19:05	28.82	77.0	**5.03**	5.6
SR5	9/10/2014 1:10	28.64	78.4	**5.12**	5.6	SR5	9/10/2014 7:10	28.63	74.1	**4.86**	6.9	SR5	9/10/2014 13:10	28.77	76.9	**5.00**	5.6	SR5	9/10/2014 19:10	28.81	77.2	**5.02**	6.6
SR5	9/10/2014 1:15	28.64	78.7	**5.13**	6.0	SR5	9/10/2014 7:15	28.58	74.0	**4.85**	6.4	SR5	9/10/2014 13:15	28.77	77.0	**5.01**	6.5	SR5	9/10/2014 19:15	28.81	76.8	**4.99**	6.8
SR5	9/10/2014 1:20	28.66	78.3	**5.11**	7.8	SR5	9/10/2014 7:20	28.64	73.8	**4.83**	7.2	SR5	9/10/2014 13:20	28.78	76.9	**5.00**	6.1	SR5	9/10/2014 19:20	28.82	76.3	**4.96**	6.0
SR5	9/10/2014 1:25	28.66	78.2	**5.10**	6.1	SR5	9/10/2014 7:25	28.66	74.7	**4.88**	**8.1**	SR5	9/10/2014 13:25	28.78	77.4	**5.03**	5.1	SR5	9/10/2014 19:25	28.81	75.1	**4.89**	6.0
SR5	9/10/2014 1:30	28.68	78.2	**5.10**	6.5	SR5	9/10/2014 7:30	28.65	74.6	**4.88**	7.3	SR5	9/10/2014 13:30	28.80	77.9	**5.06**	5.7	SR5	9/10/2014 19:30	28.81	76.6	**4.98**	6.6
SR5	9/10/2014 1:35	28.66	78.3	**5.11**	**8.1**	SR5	9/10/2014 7:35	28.65	74.4	**4.86**	6.8	SR5	9/10/2014 13:35	28.81	77.9	**5.06**	4.8	SR5	9/10/2014 19:35	28.80	76.4	**4.97**	6.3
SR5	9/10/2014 1:40	28.72	78.2	**5.10**	6.3	SR5	9/10/2014 7:40	28.67	75.5	**4.93**	**8.1**	SR5	9/10/2014 13:40	28.87	80.0	**5.20**	4.8	SR5	9/10/2014 19:40	28.80	76.4	**4.97**	**8.1**
SR5	9/10/2014 1:45	28.71	77.9	**5.08**	6.3	SR5	9/10/2014 7:45	28.68	74.4	**4.85**	**8.6**	SR5	9/10/2014 13:45	28.85	79.1	**5.14**	4.8	SR5	9/10/2014 19:45	28.80	76.1	**4.95**	**8.4**
SR5	9/10/2014 1:50	28.71	77.9	**5.08**	6.4	SR5	9/10/2014 7:50	28.68	74.4	**4.85**	**8.1**	SR5	9/10/2014 13:50	28.85	79.4	**5.16**	5.5	SR5	9/10/2014 19:50	28.80	75.9	**4.93**	7.9
SR5	9/10/2014 1:55	28.66	78.4	**5.12**	6.2	SR5	9/10/2014 7:55	28.70	75.1	**4.90**	**8.9**	SR5	9/10/2014 13:55	28.84	79.7	**5.19**	3.7	SR5	9/10/2014 19:55	28.80	75.9	**4.93**	7.3
SR5	9/10/2014 2:00	28.61	78.8	**5.16**	6.2	SR5	9/10/2014 8:00	28.67	75.5	**4.93**	7.3	SR5	9/10/2014 14:00	28.84	80.1	**5.21**	4.8	SR5	9/10/2014 20:00	28.80	75.3	**4.89**	6.8
SR5	9/10/2014 2:05	28.64	78.6	**5.14**	7.7	SR5	9/10/2014 8:05	28.70	75.5	**4.92**	**9.4**	SR5	9/10/2014 14:05	28.89	81.4	**5.30**	3.8	SR5	9/10/2014 20:05	28.80	75.0	**4.87**	7.3
SR5	9/10/2014 2:10	28.64	78.8	**5.16**	6.2	SR5	9/10/2014 8:10	28.70	74.9	**4.88**	**11.2**	SR5	9/10/2014 14:10	28.91	82.2	**5.35**	4.3	SR5	9/10/2014 20:10	28.80	74.9	**4.87**	**8.1**
SR5	9/10/2014 2:15	28.63	78.6	**5.15**	6.0	SR5	9/10/2014 8:15	28.70	74.7	**4.86**	**11.0**	SR5	9/10/2014 14:15	28.89	81.4	**5.30**	4.1	SR5	9/10/2014 20:15	28.79	75.3	**4.89**	**8.3**
SR5	9/10/2014 2:20	28.64	78.6	**5.14**	6.9	SR5	9/10/2014 8:20	28.70	74.5	**4.85**	**11.9**	SR5	9/10/2014 14:20	28.88	80.9	**5.27**	4.2	SR5	9/10/2014 20:20	28.79	75.1	**4.87**	**8.2**
SR5	9/10/2014 2:25	28.61	78.4	**5.14**	6.1	SR5	9/10/2014 8:25	28.70	74.4	**4.84**	**12.4**	SR5	9/10/2014 14:25	28.88	80.6	**5.25**	4.7	SR5	9/10/2014 20:25	28.79	75.3	**4.89**	**10.2**
SR5	9/10/2014 2:30	28.57	80.2	**5.26**	6.6	SR5	9/10/2014 8:30	28.70	74.1	**4.82**	**9.1**	SR5	9/10/2014 14:30	28.88	80.3	**5.23**	4.2	SR5	9/10/2014 20:30	28.79	74.7	**4.85**	**9.4**
SR5	9/10/2014 2:35	28.55	80.4	**5.28**	6.6	SR5	9/10/2014 8:35	28.71	73.9	**4.81**	**9.6**	SR5	9/10/2014 14:35	28.90	80.5	**5.24**	4.2	SR5	9/10/2014 20:35	28.79	74.7	**4.84**	**9.8**
SR5	9/10/2014 2:40	28.56	80.4	**5.28**	6.6	SR5	9/10/2014 8:40	28.70	73.7	**4.80**	7.7	SR5	9/10/2014 14:40	28.91	80.8	**5.26**	4.1	SR5	9/10/2014 20:40	28.78	75.4	**4.89**	**11.3**
SR5	9/10/2014 2:45	28.55	80.0	**5.26**	6.8	SR5	9/10/2014 8:45	28.69	71.5	**4.66**	6.2	SR5	9/10/2014 14:45	28.95	82.5	**5.38**	3.9	SR5	9/10/2014 20:45	28.79	74.2	**4.81**	**8.4**
SR5	9/10/2014 2:50	28.56	79.9	**5.25**	7.2	SR5	9/10/2014 8:50	28.71	73.6	**4.79**	6.6	SR5						SR5	9/10/2014 20:50	28.78	72.7	**4.71**	**10.2**
SR5	9/10/2014 2:55	28.59	79.7	**5.24**	7.8	SR5	9/10/2014 8:55	28.72	73.6	**4.79**	**8.0**	SR5						SR5	9/10/2014 20:55	28.78	74.4	**4.82**	**8.9**
SR5	9/10/2014 3:00	28.61	79.4	**5.21**	7.5	SR5	9/10/2014 9:00	28.72	72.8	**4.74**	7.5	SR5						SR5	9/10/2014 21:00	28.78	72.3	**4.69**	7.9
SR5	9/10/2014 3:05	28.63	78.8	**5.17**	**8.0**	SR5	9/10/2014 9:05	28.73	73.8	**4.80**	7.8	SR5	9/10/2014 15:05	28.97	82.6	**5.38**	3.7	SR5	9/10/2014 21:05	28.78	73.0	**4.73**	**8.1**
SR5	9/10/2014 3:10	28.66	78.6	**5.15**	**8.7**	SR5	9/10/2014 9:10	28.73	73.5	**4.78**	**8.3**	SR5	9/10/2014 15:10	28.99	82.4	**5.36**	4.0	SR5	9/10/2014 21:10	28.78	73.7	**4.77**	**8.0**
SR5	9/10/2014 3:15	28.67	78.2	**5.12**	**9.2**	SR5	9/10/2014 9:15	28.73	73.4	**4.77**	**8.1**	SR5	9/10/2014 15:15	28.98	82.1	**5.35**	4.7	SR5	9/10/2014 21:15	28.78	75.2	**4.87**	7.7
SR5	9/10/2014 3:20	28.69	78.7	**5.16**	**10.9**	SR5	9/10/2014 9:20	28.73	72.6	**4.72**	**8.2**	SR5	9/10/2014 15:20	28.98	82.0	**5.34**	4.1	SR5	9/10/2014 21:20	28.78	75.1	**4.86**	**9.0**
SR5	9/10/2014 3:25	28.69	78.7	**5.15**	**10.4**	SR5	9/10/2014 9:25	28.73	73.2	**4.75**	**9.1**	SR5	9/10/2014 15:25	28.99	83.5	5.44	3.5	SR5	9/10/2014 21:25	28.78	75.4	**4.88**	**9.1**
SR5	9/10/2014 3:30	28.67	79.1	**5.18**	**10.6**	SR5	9/10/2014 9:30	28.74	71.4	**4.64**	7.8	SR5	9/10/2014 15:30	28.98	83.8	5.46	3.4	SR5	9/10/2014 21:30	28.77	76.4	**4.94**	**8.9**
SR5	9/10/2014 3:35	28.68	78.9	**5.17**	**9.9**	SR5	9/10/2014 9:35	28.73	73.6	**4.78**	**8.2**	SR5	9/10/2014 15:35	28.93	84.2	5.51	3.1	SR5	9/10/2014 21:35	28.78	75.8	**4.90**	**8.2**
SR5	9/10/2014 3:40	28.68	78.2	**5.12**	**10.5**	SR5	9/10/2014 9:40	28.73	72.4	**4.70**	**8.6**	SR5	9/10/2014 15:40	28.90	84.1	5.51	2.9	SR5	9/10/2014 21:40	28.78	72.8	**4.71**	7.4
SR5	9/10/2014 3:45	28.70	79.2	**5.19**	**9.8**	SR5	9/10/2014 9:45	28.74	71.6	**4.65**	**8.2**	SR5	9/10/2014 15:45	28.87	84.1	5.51	3.0	SR5	9/10/2014 21:45	28.78	72.2	**4.68**	7.3
SR5	9/10/2014 3:50	28.71	79.4	**5.20**	**10.8**	SR5	9/10/2014 9:50	28.74	72.9	**4.73**	**8.0**	SR5	9/10/2014 15:50	28.88	83.7	5.48	3.2	SR5	9/10/2014 21:50	28.78	73.1	**4.73**	**8.1**
SR5	9/10/2014 3:55	28.70	78.8	**5.16**	**10.1**	SR5	9/10/2014 9:55	28.74	73.7	**4.78**	7.7	SR5	9/10/2014 15:55	28.88	83.6	5.47	3.5	SR5	9/10/2014 21:55	28.78	72.1	**4.67**	**8.2**
SR5	9/10/2014 4:00	28.69	79.0	**5.18**	**10.6**	SR5	9/10/2014 10:00	28.74	73.6	**4.78**	**8.2**	SR5	9/10/2014 16:00	28.91	83.0	5.42	3.7	SR5	9/10/2014 22:00	28.78	71.7	**4.64**	**8.5**
SR5	9/10/2014 4:05	28.70	79.6	**5.22**	**10.5**	SR5	9/10/2014 10:05	28.74	72.9	**4.73**	**8.3**	SR5	9/10/2014 16:05	28.87	82.5	5.40	4.3	SR5	9/10/2014 22:05	28.78	73.2	**4.74**	7.9
SR5	9/10/2014 4:10	28.70	79.7	**5.22**	**11.0**	SR5	9/10/2014 10:10	28.75	73.5	**4.77**	6.6	SR5	9/10/2014 16:10	28.88	82.2	**5.38**	5.2	SR5	9/10/2014 22:10	28.78	73.3	**4.74**	**8.2**
SR5	9/10/2014 4:15	28.70	78.8	**5.17**	**10.5**	SR5	9/10/2014 10:15	28.75	74.1	**4.81**	7.0	SR5	9/10/2014 16:15	28.87	81.9	**5.35**	5.4	SR5	9/10/2014 22:15	28.78	74.3	**4.81**	7.9
SR5	9/10/2014 4:20	28.70	79.1	**5.18**	**10.5**	SR5	9/10/2014 10:20	28.76	74.2	**4.81**	6.3	SR5	9/10/2014 16:20	28.85	82.0	**5.37**	4.5	SR5	9/10/2014 22:20	28.77	75.6	**4.89**	6.7
SR5	9/10/2014 4:25	28.68	79.4	**5.21**	**9.7**	SR5	9/10/2014 10:25	28.75	72.7	**4.71**	7.4	SR5	9/10/2014 16:25	28.86	82.0	**5.36**	4.7	SR5	9/10/2014 22:25	28.77	75.3	**4.87**	7.0
SR5	9/10/2014 4:30	28.68	79.0	**5.18**	**9.9**	SR5	9/10/2014 10:30	28.75	73.1	**4.74**	6.5	SR5	9/10/2014 16:30	28.89	82.6	5.40	5.1	SR5	9/10/2014 22:30	28.77	75.0	**4.85**	7.3
SR5	9/10/2014 4:35	28.70	79.5	**5.21**	**10.0**	SR5	9/10/2014 10:35	28.75	72.9	**4.73**	7.7	SR5	9/10/2014 16:35	28.86	82.4	5.39	5.0	SR5	9/10/2014 22:35	28.77	75.2	**4.87**	6.6
SR5	9/10/2014 4:40	28.69	79.4	**5.21**	**9.4**	SR5	9/10/2014 10:40	28.74	73.7	**4.78**	7.5	SR5	9/10/2014 16:40	28.85	82.0	**5.36**	4.8	SR5	9/10/2014 22:40	28.77	74.8	**4.84**	6.1
SR5	9/10/2014 4:45	28.68	78.7	**5.16**	**10.2**	SR5	9/10/2014 10:45	28.75	71.5	**4.63**	7.4	SR5	9/10/2014 16:45	28.85	82.0	**5.36**	5.2	SR5	9/10/2014 22:45	28.77	73.5	**4.76**	5.9
SR5	9/10/2014 4:50	28.68	78.3	**5.14**	**9.7**	SR5	9/10/2014 10:50	28.75	71.7	**4.65**	7.2	SR5	9/10/2014 16:50	28.83	82.1	**5.37**	4.2	SR5	9/10/2014 22:50	28.77	75.4	**4.88**	6.6
SR5	9/10/2014 4:55	28.68	78.9	**5.17**	**9.2**	SR5	9/10/2014 10:55	28.75	72.0	**4.67**	7.6	SR5	9/10/2014 16:55	28.84	81.6	**5.34**	4.0	SR5	9/10/2014 22:55	28.76	72.9	**4.72**	6.0
SR5	9/10/2014 5:00	28.69	79.2	**5.19**	**9.0**	SR5	9/10/2014 11:00	28.74	73.3	**4.75**	6.8	SR5	9/10/2014 17:00	28.86	80.8	**5.29**	4.0	SR5	9/10/2014 23:00	28.76	72.2	**4.67**	5.7
SR5	9/10/2014 5:05	28.69	78.7	**5.16**	**8.9**	SR5	9/10/2014 11:05	28.75	73.2	**4.74**	6.7	SR5	9/10/2014 17:05	28.86	79.6	**5.21**	3.9	SR5	9/10/2014 23:05	28.77	73.2	**4.74**	6.3
SR5	9/10/2014 5:10	28.69	77.9	**5.11**	**9.7**	SR5	9/10/2014 11:10	28.75	71.8	**4.65**	6.1	SR5	9/10/2014 17:10	28.91	81.5	**5.33**	3.5	SR5	9/10/2014 23:10	28.77	74.4	**4.81**	5.5
SR5	9/10/2014 5:15	28.69	77.6	**5.09**	**10.0**	SR5	9/10/2014 11:15	28.76	73.4	**4.75**	6.4	SR5	9/10/2014 17:15	28.89	80.7	**5.28**	3.4	SR5	9/10/2014 23:15	28.77	74.5	**4.82**	5.5
SR5	9/10/2014 5:20	28.68	76.9	**5.04**	7.8	SR5	9/10/2014 11:20	28.77	73.1	**4.74**	6.1	SR5	9/10/2014 17:20	28.90	80.7	**5.28**	3.5	SR5	9/10/2014 23:20	28.76	73.6	**4.76**	5.2
SR5	9/10/2014 5:25	28.68	77.0	**5.05**	**8.0**	SR5	9/10/2014 11:25	28.77	76.9	**4.99**	7.0	SR5	9/10/2014 17:25	28.90	81.5	**5.33**	4.2	SR5	9/10/2014 23:25	28.67	74.7	**4.85**	6.5
SR5	9/10/2014 5:30	28.67	77.5	**5.08**	**8.1**	SR5	9/10/2014 11:30	28.77	77.3	**5.02**	6.0	SR5	9/10/2014 17:30	28.85	80.3	**5.25**	4.2	SR5	9/10/2014 23:30	28.73	77.3	**5.01**	6.3
SR5	9/10/2014 5:35	28.67	77.2	**5.06**	**8.1**	SR5	9/10/2014 11:35	28.76	77.1	**5.00**	7.2	SR5	9/10/2014 17:35	28.84	80.5	**5.27**	4.9	SR5	9/10/2014 23:35	28.73	76.9	**4.98**	7.2
SR5	9/10/2014 5:40	28.68	78.0	**5.11**	**9.0**	SR5	9/10/2014 11:40	28.76	77.2	**5.01**	6.8	SR5	9/10/2014 17:40	28.84	80.6	**5.27**	3.9	SR5	9/10/2014 23:40	28.74	77.2	**5.00**	7.1
SR5	9/10/2014 5:45	28.69	77.9	**5.10**	**8.4**	SR5	9/10/2014 11:45	28.77	77.1	**5.00**	6.6	SR5	9/10/2014 17:45	28.85	80.2	**5.24**	4.8	SR5	9/10/2014 23:45	28.73	76.9	**4.98**	6.5
SR5	9/10/2014 5:50	28.68	77.3	**5.06**	**9.4**	SR5	9/10/2014 11:50	28.75	76.6	**4.97**	**9.0**	SR5	9/10/2014 17:50	28.85	80.1	**5.23**	4.7	SR5	9/10/2014 23:50	28.73	76.8	**4.98**	6.2
SR5	9/10/2014 5:55	28.69	77.3	**5.07**	**10.4**	SR5	9/10/2014 11:55	28.77	76.4	**4.96**	7.4	SR5	9/10/2014 17:55	28.84	80.1	**5.23**	4.4	SR5	9/10/2014 23:55	28.73	76.8	**4.98**	6.4

Station	Timestamp	Temp (° C)	DO (%)	DO (mg/L)	Tur (NTU)	Station	Timestamp	Temp (° C)	DO (%)	DO (mg/L)	Tur (NTU)	Station	Timestamp	Temp (° C)	DO (%)	DO (mg/L)	Tur (NTU)	Station	Timestamp	Temp (°C)	DO (%)	DO (mg/L)	Tur (NTU)
SR9	9/10/2014 0:00	28.33	100.6	6.50	4.5	SR9	9/10/2014 6:00	28.03	89.4	**5.80**	4.2	SR9	9/10/2014 12:00	28.41	93.1	6.01	3.7	SR9	9/10/2014 18:00	29.49	141.3	9.03	1.7
SR9	9/10/2014 0:05	28.31	101.5	6.56	4.2	SR9	9/10/2014 6:05	28.02	88.8	**5.77**	4.3	SR9	9/10/2014 12:05	28.42	94.1	6.07	4.0	SR9	9/10/2014 18:05	29.40	142.6	9.12	1.8
SR9	9/10/2014 0:10	28.27	103.7	6.71	4.0	SR9	9/10/2014 6:10	28.01	88.0	**5.72**	4.3	SR9	9/10/2014 12:10	28.43	94.0	6.06	3.7	SR9	9/10/2014 18:10	29.39	142.0	9.09	1.8
SR9	9/10/2014 0:15	28.21	105.7	6.85	3.5	SR9	9/10/2014 6:15	28.03	87.8	**5.70**	4.6	SR9	9/10/2014 12:15	28.46	94.1	6.07	3.7	SR9	9/10/2014 18:15	29.38	141.2	9.04	1.9
SR9	9/10/2014 0:20	28.20	107.5	6.97	3.1	SR9	9/10/2014 6:20	28.02	88.0	**5.71**	**4.9**	SR9	9/10/2014 12:20	28.44	94.9	6.12	3.9	SR9	9/10/2014 18:20	29.67	142.6	9.08	1.8
SR9	9/10/2014 0:25	28.24	107.2	6.95	3.7	SR9	9/10/2014 6:25	28.02	87.5	**5.68**	4.4	SR9	9/10/2014 12:25	28.43	95.0	6.13	4.4	SR9	9/10/2014 18:25	29.71	142.8	9.10	2.0
SR9	9/10/2014 0:30	28.22	106.7	6.91	3.2	SR9	9/10/2014 6:30	28.01	86.8	**5.64**	4.2	SR9	9/10/2014 12:30	28.46	95.1	6.13	3.6	SR9	9/10/2014 18:30	29.68	142.0	9.04	1.8
SR9	9/10/2014 0:35	28.24	106.2	6.88	3.4	SR9	9/10/2014 6:35	28.00	87.0	**5.65**	4.7	SR9	9/10/2014 12:35	28.41	96.0	6.20	4.0	SR9	9/10/2014 18:35	29.75	142.4	9.06	1.5
SR9	9/10/2014 0:40	28.25	107.1	6.94	3.7	SR9	9/10/2014 6:40	27.98	87.2	**5.67**	4.7	SR9	9/10/2014 12:40	28.84	100.1	6.48	2.5	SR9	9/10/2014 18:40	29.75	142.7	9.08	1.5
SR9	9/10/2014 0:45	28.27	107.2	6.94	4.0	SR9	9/10/2014 6:45	28.00	86.9	**5.65**	**4.9**	SR9	9/10/2014 12:45	28.85	99.1	6.40	2.9	SR9	9/10/2014 18:45	29.72	143.5	9.14	1.4
SR9	9/10/2014 0:50	28.26	106.7	6.91	4.2	SR9	9/10/2014 6:50	28.00	88.1	**5.72**	4.5	SR9	9/10/2014 12:50	28.84	100.4	6.48	3.6	SR9	9/10/2014 18:50	29.69	142.5	9.08	1.5
SR9	9/10/2014 0:55	28.27	107.3	6.95	3.6	SR9	9/10/2014 6:55	27.99	86.4	**5.61**	4.6	SR9	9/10/2014 12:55	28.84	102.0	6.58	2.4	SR9	9/10/2014 18:55	29.68	143.6	9.15	1.8
SR9	9/10/2014 1:00	28.26	106.8	6.91	3.8	SR9	9/10/2014 7:00	28.03	86.3	**5.60**	**5.9**	SR9	9/10/2014 13:00	28.84	103.2	6.66	2.6	SR9	9/10/2014 19:00	29.69	143.8	9.16	1.5
SR9	9/10/2014 1:05	28.27	106.8	6.92	3.8	SR9	9/10/2014 7:05	28.02	85.6	**5.56**	**5.4**	SR9	9/10/2014 13:05	28.84	103.6	6.69	2.2	SR9	9/10/2014 19:05	29.67	144.3	9.20	1.5
SR9	9/10/2014 1:10	28.26	106.0	6.87	4.2	SR9	9/10/2014 7:10	28.02	85.9	**5.58**	**5.4**	SR9	9/10/2014 13:10	28.85	102.8	6.64	1.6	SR9	9/10/2014 19:10	29.65	145.1	9.25	1.6
SR9	9/10/2014 1:15	28.28	105.0	6.80	4.1	SR9	9/10/2014 7:15	28.04	86.1	**5.59**	**6.6**	SR9	9/10/2014 13:15	28.86	102.6	6.62	1.4	SR9	9/10/2014 19:15	29.68	145.5	9.27	1.8
SR9	9/10/2014 1:20	28.25	104.8	6.79	3.7	SR9	9/10/2014 7:20	28.02	86.2	**5.59**	**6.6**	SR9	9/10/2014 13:20	28.86	102.8	6.63	1.4	SR9	9/10/2014 19:20	29.65	144.9	9.24	2.0
SR9	9/10/2014 1:25	28.28	104.3	6.75	4.0	SR9	9/10/2014 7:25	28.02	84.7	**5.50**	**6.3**	SR9	9/10/2014 13:25	28.87	103.3	6.66	1.5	SR9	9/10/2014 19:25	29.75	148.9	9.48	1.8
SR9	9/10/2014 1:30	28.28	103.5	6.70	4.0	SR9	9/10/2014 7:30	28.02	84.9	**5.51**	**8.8**	SR9	9/10/2014 13:30	28.88	103.6	6.68	1.9	SR9	9/10/2014 19:30	29.74	148.6	9.46	2.0
SR9	9/10/2014 1:35	28.27	103.2	6.68	3.8	SR9	9/10/2014 7:35	28.00	85.7	**5.57**	**6.7**	SR9	9/10/2014 13:35	28.89	104.4	6.73	1.6	SR9	9/10/2014 19:35	29.71	148.3	9.44	2.2
SR9	9/10/2014 1:40	28.27	103.0	6.67	3.8	SR9	9/10/2014 7:40	28.01	86.3	**5.61**	**5.0**	SR9	9/10/2014 13:40	28.92	104.4	6.73	1.6	SR9	9/10/2014 19:40	29.74	148.9	9.48	2.0
SR9	9/10/2014 1:45	28.25	102.2	6.62	3.7	SR9	9/10/2014 7:45	28.01	86.0	**5.59**	**5.5**	SR9	9/10/2014 13:45	28.92	104.9	6.76	1.7	SR9	9/10/2014 19:45	29.75	150.1	9.55	2.2
SR9	9/10/2014 1:50	28.25	101.9	6.60	3.7	SR9	9/10/2014 7:50	28.01	85.8	**5.57**	**6.2**	SR9	9/10/2014 13:50	28.93	104.5	6.74	1.7	SR9	9/10/2014 19:50	29.74	150.6	9.60	2.2
SR9	9/10/2014 1:55	28.25	101.2	6.55	3.9	SR9	9/10/2014 7:55	28.02	85.7	**5.56**	**6.9**	SR9	9/10/2014 13:55	28.94	104.5	6.73	1.5	SR9	9/10/2014 19:55	29.73	150.2	9.57	2.0
SR9	9/10/2014 2:00	28.26	101.3	6.56	4.3	SR9	9/10/2014 8:00	28.01	85.2	**5.53**	**8.0**	SR9	9/10/2014 14:00	28.94	104.5	6.73	1.6	SR9	9/10/2014 20:00	29.73	151.0	9.62	2.3
SR9	9/10/2014 2:05	28.26	100.2	6.49	3.8	SR9	9/10/2014 8:05	28.02	84.9	**5.51**	**9.5**	SR9	9/10/2014 14:05	28.95	103.9	6.70	1.5	SR9	9/10/2014 20:05	29.68	148.9	9.50	2.3
SR9	9/10/2014 2:10	28.25	99.1	6.42	4.0	SR9	9/10/2014 8:10	28.03	85.3	**5.54**	**5.7**	SR9	9/10/2014 14:10	28.96	105.1	6.77	1.4	SR9	9/10/2014 20:10	29.68	149.6	9.53	2.2
SR9	9/10/2014 2:15	28.25	98.5	6.38	4.0	SR9	9/10/2014 8:15	28.02	85.9	**5.58**	**5.8**	SR9	9/10/2014 14:15	28.97	104.6	6.74	1.8	SR9	9/10/2014 20:15	29.67	150.8	9.61	2.1
SR9	9/10/2014 2:20	28.26	97.0	6.28	4.2	SR9	9/10/2014 8:20	27.99	86.8	**5.64**	**5.0**	SR9	9/10/2014 14:20	28.97	105.1	6.77	1.7	SR9	9/10/2014 20:20	29.64	150.2	9.58	2.5
SR9	9/10/2014 2:25	28.26	96.7	6.26	4.1	SR9	9/10/2014 8:25	28.00	87.1	**5.66**	**4.9**	SR9	9/10/2014 14:25	28.97	105.8	6.81	1.8	SR9	9/10/2014 20:25	29.62	149.5	9.53	2.1
SR9	9/10/2014 2:30	28.26	96.8	6.27	4.2	SR9	9/10/2014 8:30	27.98	87.3	**5.67**	**5.1**	SR9	9/10/2014 14:30	28.99	105.6	6.80	1.7	SR9	9/10/2014 20:30	29.46	134.4	8.59	2.5
SR9	9/10/2014 2:35	28.26	96.6	6.25	4.4	SR9	9/10/2014 8:35	27.98	87.3	**5.68**	**4.8**	SR9	9/10/2014 14:35	28.98	104.7	6.74	1.6	SR9	9/10/2014 20:35	29.57	145.4	9.28	2.4
SR9	9/10/2014 2:40	28.26	95.0	6.15	4.1	SR9	9/10/2014 8:40	27.97	88.4	**5.75**	4.4	SR9	9/10/2014 14:40	28.99	104.2	6.71	2.0	SR9	9/10/2014 20:40	29.56	145.7	9.30	2.3
SR9	9/10/2014 2:45	28.27	94.8	6.13	4.3	SR9	9/10/2014 8:45	27.98	88.5	**5.75**	4.4	SR9	9/10/2014 14:45	28.99	104.5	6.73	1.9	SR9	9/10/2014 20:45	29.52	144.4	9.22	2.5
SR9	9/10/2014 2:50	28.25	92.3	5.97	4.2	SR9	9/10/2014 8:50	27.98	88.8	**5.77**	4.1	SR9						SR9	9/10/2014 20:50	29.50	142.4	9.10	2.6
SR9	9/10/2014 2:55	28.24	92.6	5.99	4.4	SR9	9/10/2014 8:55	27.98	88.5	**5.75**	4.2	SR9						SR9	9/10/2014 20:55	29.51	142.3	9.09	3.2
SR9	9/10/2014 3:00	28.23	94.1	6.10	4.5	SR9	9/10/2014 9:00	27.98	88.1	**5.72**	4.1	SR9						SR9	9/10/2014 21:00	29.46	137.8	8.81	2.6
SR9	9/10/2014 3:05	28.23	94.6	6.13	4.0	SR9	9/10/2014 9:05	27.96	90.0	**5.85**	3.9	SR9	9/10/2014 15:05	29.00	103.1	6.64	2.1	SR9	9/10/2014 21:05	29.49	137.4	8.78	2.3
SR9	9/10/2014 3:10	28.21	91.2	**5.91**	3.8	SR9	9/10/2014 9:10	27.97	90.2	**5.86**	3.8	SR9	9/10/2014 15:10	29.01	106.6	6.86	1.6	SR9	9/10/2014 21:10	29.47	134.7	8.61	2.6
SR9	9/10/2014 3:15	28.23	92.8	6.01	4.4	SR9	9/10/2014 9:15	27.98	89.6	**5.83**	4.4	SR9	9/10/2014 15:15	29.03	106.6	6.87	2.0	SR9	9/10/2014 21:15	29.44	132.3	8.46	2.6
SR9	9/10/2014 3:20	28.23	91.8	**5.95**	4.2	SR9	9/10/2014 9:20	27.98	89.0	**5.78**	4.2	SR9	9/10/2014 15:20	29.02	104.5	6.73	1.4	SR9	9/10/2014 21:20	29.41	130.7	8.36	2.7
SR9	9/10/2014 3:25	28.20	93.8	6.08	3.8	SR9	9/10/2014 9:25	27.97	89.8	**5.84**	**5.5**	SR9	9/10/2014 15:25	29.03	104.4	6.73	0.2	SR9	9/10/2014 21:25	29.35	126.5	8.10	2.9
SR9	9/10/2014 3:30	28.18	93.3	6.05	4.1	SR9	9/10/2014 9:30	27.98	90.0	**5.85**	4.0	SR9	9/10/2014 15:30	29.07	107.8	6.94	0.4	SR9	9/10/2014 21:30	29.41	129.9	8.31	3.1
SR9	9/10/2014 3:35	28.17	92.8	6.02	4.4	SR9	9/10/2014 9:35	27.98	89.9	**5.84**	4.0	SR9	9/10/2014 15:35	29.11	109.4	7.04	0.6	SR9	9/10/2014 21:35	29.48	137.3	8.77	2.6
SR9	9/10/2014 3:40	28.17	92.4	5.99	4.0	SR9	9/10/2014 9:40	27.99	88.7	**5.76**	4.7	SR9	9/10/2014 15:40	29.08	108.9	7.01	0.7	SR9	9/10/2014 21:40	29.46	134.6	8.61	3.2
SR9	9/10/2014 3:45	28.17	95.8	6.21	4.2	SR9	9/10/2014 9:45	28.01	87.2	**5.66**	**5.4**	SR9	9/10/2014 15:45	29.11	112.4	7.23	0.6	SR9	9/10/2014 21:45	29.46	134.2	8.58	3.2
SR9	9/10/2014 3:50	28.15	96.4	6.25	4.1	SR9	9/10/2014 9:50	28.05	85.4	**5.55**	**5.8**	SR9	9/10/2014 15:50	29.12	113.4	7.30	0.4	SR9	9/10/2014 21:50	29.50	138.0	8.82	3.1
SR9	9/10/2014 3:55	28.13	95.5	6.20	4.1	SR9	9/10/2014 9:55	28.08	85.5	**5.55**	**6.6**	SR9	9/10/2014 15:55	29.17	116.1	7.46	0.5	SR9	9/10/2014 21:55	29.48	136.5	8.72	3.2
SR9	9/10/2014 4:00	28.13	93.6	6.07	4.1	SR9	9/10/2014 10:00	28.07	85.7	**5.56**	**7.0**	SR9	9/10/2014 16:00	29.18	119.8	7.70	0.6	SR9	9/10/2014 22:00	29.47	135.8	8.68	2.7
SR9	9/10/2014 4:05	28.11	93.1	6.04	3.6	SR9	9/10/2014 10:05	28.09	86.0	**5.58**	**5.5**	SR9	9/10/2014 16:05	29.20	122.8	7.89	0.4	SR9	9/10/2014 22:05	29.46	137.0	8.83	2.7
SR9	9/10/2014 4:10	28.14	93.0	6.03	3.8	SR9	9/10/2014 10:10	28.08	85.2	**5.53**	**6.1**	SR9	9/10/2014 16:10	29.21	123.8	7.95	1.0	SR9	9/10/2014 22:10	29.44	136.6	8.74	2.5
SR9	9/10/2014 4:15	28.11	94.8	6.15	3.9	SR9	9/10/2014 10:15	28.08	86.5	**5.61**	**5.2**	SR9	9/10/2014 16:15	29.22	125.8	8.08	0.7	SR9	9/10/2014 22:15	29.39	129.3	8.27	2.6
SR9	9/10/2014 4:20	28.12	94.4	6.13	3.8	SR9	9/10/2014 10:20	28.10	87.2	**5.66**	**5.3**	SR9	9/10/2014 16:20	29.21	124.9	8.02	0.6	SR9	9/10/2014 22:20	29.39	128.7	8.24	2.9
SR9	9/10/2014 4:25	28.11	93.5	6.07	3.9	SR9	9/10/2014 10:25	28.13	89.1	**5.78**	3.8	SR9	9/10/2014 16:25	29.26	127.3	8.17	0.6	SR9	9/10/2014 22:25	29.41	132.0	8.45	2.6
SR9	9/10/2014 4:30	28.10	91.6	**5.94**	3.8	SR9	9/10/2014 10:30	28.14	89.1	**5.77**	**5.2**	SR9	9/10/2014 16:30	29.25	126.8	8.14	0.6	SR9	9/10/2014 22:30	29.38	129.8	8.31	2.5
SR9	9/10/2014 4:35	28.10	89.1	**5.78**	4.0	SR9	9/10/2014 10:35	28.15	89.3	**5.79**	4.0	SR9	9/10/2014 16:35	29.26	128.8	8.26	0.7	SR9	9/10/2014 22:35	29.37	131.7	8.43	2.8
SR9	9/10/2014 4:40	28.18	86.9	**5.63**	**5.7**	SR9	9/10/2014 10:40	28.16	89.1	**5.77**	4.1	SR9	9/10/2014 16:40	29.29	129.2	8.28	0.7	SR9	9/10/2014 22:40	29.37	131.9	8.45	2.9
SR9	9/10/2014 4:45	28.20	86.4	**5.59**	**4.9**	SR9	9/10/2014 10:45	28.17	89.2	**5.77**	3.9	SR9	9/10/2014 16:45	29.34	131.7	8.44	1.3	SR9	9/10/2014 22:45	29.35	130.1	8.34	2.9
SR9	9/10/2014 4:50	28.19	86.3	**5.59**	4.4	SR9	9/10/2014 10:50	28.20	89.4	**5.79**	4.0	SR9	9/10/2014 16:50	29.36	131.8	8.44	0.6	SR9	9/10/2014 22:50	29.34	131.0	8.39	2.6
SR9	9/10/2014 4:55	28.19	86.1	**5.58**	4.7	SR9	9/10/2014 10:55	28.22	88.9	**5.75**	3.9	SR9	9/10/2014 16:55	29.36	132.8	8.50	0.6	SR9	9/10/2014 22:55	29.32	129.7	8.31	2.7
SR9	9/10/2014 5:00	28.19	86.5	**5.60**	4.7	SR9	9/10/2014 11:00	28.23	89.3	**5.78**	4.5	SR9	9/10/2014 17:00	29.38	133.4	8.54	0.9	SR9	9/10/2014 23:00	29.30	127.1	8.15	2.5
SR9	9/10/2014 5:05	28.18	86.6	**5.61**	**5.0**	SR9	9/10/2014 11:05	28.26	89.8	**5.81**	4.6	SR9	9/10/2014 17:05	29.40	134.3	8.59	1.4	SR9	9/10/2014 23:05	29.30	129.4	8.29	2.7
SR9	9/10/2014 5:10	28.16	87.1	**5.64**	4.7	SR9	9/10/2014 11:10	28.25	91.7	**5.93**	3.6	SR9	9/10/2014 17:10	29.36	135.1	8.65	1.2	SR9	9/10/2014 23:10	29.29	127.5	8.17	2.5
SR9	9/10/2014 5:15	28.15	87.3	**5.66**	**4.8**	SR9	9/10/2014 11:15	28.22	91.8	**5.94**	3.9	SR9	9/10/2014 17:15	29.43	135.9	8.69	1.3	SR9	9/10/2014 23:15	29.27	126.1	8.09	2.1
SR9	9/10/2014 5:20	28.13	87.7	**5.68**	**4.9**	SR9	9/10/2014 11:20	28.28	91.9	**5.94**	4.1	SR9	9/10/2014 17:20	29.43	136.3	8.71	2.7	SR9	9/10/2014 23:20	29.25	125.6	8.06	2.1
SR9	9/10/2014 5:25	28.11	88.2	**5.72**	**6.8**	SR9	9/10/2014 11:25	28.30	92.6	5.99	**5.2**	SR9	9/10/2014 17:25	29.37	136.7	8.74	2.2	SR9	9/10/2014 23:25	29.25	124.4	7.98	2.3
SR9	9/10/2014 5:30	28.09	89.3	**5.79**	4.3	SR9	9/10/2014 11:30	28.30	92.9	6.00	4.2	SR9	9/10/2014 17:30	29.46	138.1	8.83	2.9	SR9	9/10/2014 23:30	29.26	120.1	7.70	2.4
SR9	9/10/2014 5:35	28.08	89.2	**5.79**	4.4	SR9	9/10/2014 11:35	28.31	92.3	5.97	4.0	SR9	9/10/2014 17:35	29.48	139.4	8.91	**5.2**	SR9	9/10/2014 23:35	29.24	121.5	7.79	2.3
SR9	9/10/2014 5:40	28.06	89.2	**5.79**	4.5	SR9	9/10/2014 11:40	28.35	91.6	**5.92**	4.0	SR9	9/10/2014 17:40	29.43	140.2	8.97	**5.4**	SR9	9/10/2014 23:40	29.23	123.8	7.95	3.0
SR9	9/10/2014 5:45	28.04	90.3	**5.87**	3.9	SR9	9/10/2014 11:45	28.32	93.1	6.01	3.9	SR9	9/10/2014 17:45	29.42	140.4	8.98	**6.0**	SR9	9/10/2014 23:45	29.27	127.7	8.19	2.8
SR9	9/10/2014 5:50	28.04	87.9	**5.71**	3.6	SR9	9/10/2014 11:50	28.27	94.1	6.08	4.3	SR9	9/10/2014 17:50	29.40	141.4	9.05	1.6	SR9	9/10/2014 23:50	29.26	127.3	8.17	2.4
SR9	9/10/2014 5:55	28.04	89.6	**5.82**	4.4	SR9	9/10/2014 11:55	28.37	93.6	6.05	3.9	SR9	9/10/2014 17:55	29.56	141.2	9.01	2.1	SR9	9/10/2014 23:55	29.25	126.2	8.10	2.0

Station	Timestamp	Temp (° C)	DO (%)	DO (mg/L)	Tur (NTU)	Station	Timestamp	Temp (° C)	DO (%)	DO (mg/L)	Tur (NTU)	Station	Timestamp	Temp (° C)	DO (%)	DO (mg/L)	Tur (NTU)	Station	Timestamp	Temp (°C)	DO (%)	DO (mg/L)	Tur (NTU)
SR10	9/10/2014 0:00	28.61	70.7	**4.57**	2.6	SR10	9/10/2014 6:00	28.47	78.7	**5.11**	3.7	SR10	9/10/2014 12:00	28.72	66.1	**4.27**	2.5	SR10	9/10/2014 18:00	28.76	81.6	**5.27**	2.1
SR10	9/10/2014 0:05	28.63	66.7	**4.31**	3.2	SR10	9/10/2014 6:05	28.53	80.0	**5.18**	4.7	SR10	9/10/2014 12:05	28.77	66.2	**4.28**	2.0	SR10	9/10/2014 18:05	28.76	81.0	**5.23**	2.1
SR10	9/10/2014 0:10	28.63	67.3	**4.35**	3.0	SR10	9/10/2014 6:10	28.52	79.9	**5.18**	4.4	SR10	9/10/2014 12:10	28.78	67.2	**4.34**	2.1	SR10	9/10/2014 18:10	28.76	80.8	**5.22**	2.1
SR10	9/10/2014 0:15	28.63	66.7	**4.31**	2.7	SR10	9/10/2014 6:15	28.45	77.2	**5.01**	3.7	SR10	9/10/2014 12:15	28.77	62.9	**4.06**	2.2	SR10	9/10/2014 18:15	28.76	77.3	**4.99**	1.7
SR10	9/10/2014 0:20	28.64	66.5	**4.30**	3.2	SR10	9/10/2014 6:20	28.46	78.3	**5.08**	3.3	SR10	9/10/2014 12:20	28.75	62.8	**4.06**	2.4	SR10	9/10/2014 18:20	28.78	79.9	**5.16**	1.8
SR10	9/10/2014 0:25	28.64	65.0	**4.20**	2.8	SR10	9/10/2014 6:25	28.47	78.1	**5.07**	3.8	SR10	9/10/2014 12:25	28.71	61.2	**3.96**	3.1	SR10	9/10/2014 18:25	28.79	78.5	**5.07**	1.7
SR10	9/10/2014 0:30	28.63	66.5	**4.30**	2.7	SR10	9/10/2014 6:30	28.45	74.9	**4.86**	3.5	SR10	9/10/2014 12:30	28.72	64.7	**4.18**	2.8	SR10	9/10/2014 18:30	28.79	79.7	**5.15**	1.8
SR10	9/10/2014 0:35	28.62	65.7	**4.25**	2.9	SR10	9/10/2014 6:35	28.44	74.5	**4.83**	3.3	SR10	9/10/2014 12:35	28.73	65.8	**4.25**	2.8	SR10	9/10/2014 18:35	28.79	78.8	**5.09**	1.8
SR10	9/10/2014 0:40	28.63	66.2	**4.28**	3.2	SR10	9/10/2014 6:40	28.45	72.9	**4.73**	3.3	SR10	9/10/2014 12:40	28.72	64.1	**4.14**	2.9	SR10	9/10/2014 18:40	28.80	78.3	**5.06**	2.1
SR10	9/10/2014 0:45	28.60	65.0	**4.20**	3.0	SR10	9/10/2014 6:45	28.46	72.0	**4.67**	3.1	SR10	9/10/2014 12:45	28.75	65.5	**4.23**	2.4	SR10	9/10/2014 18:45	28.82	78.1	**5.04**	2.3
SR10	9/10/2014 0:50	28.62	64.7	**4.18**	3.2	SR10	9/10/2014 6:50	28.47	74.6	**4.84**	3.4	SR10	9/10/2014 12:50	28.80	69.0	**4.45**	2.9	SR10	9/10/2014 18:50	28.83	79.4	**5.12**	2.0
SR10	9/10/2014 0:55	28.55	64.8	**4.19**	2.6	SR10	9/10/2014 6:55	28.45	74.0	**4.80**	3.0	SR10	9/10/2014 12:55	28.81	69.5	**4.48**	2.5	SR10	9/10/2014 18:55	28.83	80.8	**5.22**	1.9
SR10	9/10/2014 1:00	28.62	63.6	**4.11**	2.7	SR10	9/10/2014 7:00	28.46	72.2	**4.69**	3.1	SR10	9/10/2014 13:00	28.83	69.2	**4.46**	2.3	SR10	9/10/2014 19:00	28.82	81.2	**5.24**	1.8
SR10	9/10/2014 1:05	28.62	72.0	**4.65**	3.5	SR10	9/10/2014 7:05	28.45	72.0	**4.68**	3.3	SR10	9/10/2014 13:05	28.82	67.9	**4.38**	2.2	SR10	9/10/2014 19:05	28.81	81.3	**5.25**	2.3
SR10	9/10/2014 1:10	28.58	69.2	**4.48**	3.1	SR10	9/10/2014 7:10	28.46	72.3	**4.69**	3.4	SR10	9/10/2014 13:10	28.80	67.1	**4.33**	3.0	SR10	9/10/2014 19:10	28.82	81.2	**5.24**	2.0
SR10	9/10/2014 1:15	28.59	69.7	**4.51**	3.0	SR10	9/10/2014 7:15	28.46	71.5	**4.64**	2.9	SR10	9/10/2014 13:15	28.79	74.7	**4.82**	2.3	SR10	9/10/2014 19:15	28.84	79.8	**5.15**	2.4
SR10	9/10/2014 1:20	28.59	65.1	**4.21**	2.9	SR10	9/10/2014 7:20	28.44	70.2	**4.56**	2.8	SR10	9/10/2014 13:20	28.78	81.4	**5.25**	2.4	SR10	9/10/2014 19:20	28.82	79.5	**5.13**	2.1
SR10	9/10/2014 1:25	28.54	65.8	**4.26**	2.3	SR10	9/10/2014 7:25	28.46	71.0	**4.61**	3.7	SR10	9/10/2014 13:25	28.75	80.8	**5.22**	2.2	SR10	9/10/2014 19:25	28.80	81.7	**5.27**	2.1
SR10	9/10/2014 1:30	28.60	65.9	**4.26**	3.4	SR10	9/10/2014 7:30	28.45	71.6	**4.65**	2.7	SR10	9/10/2014 13:30	28.78	82.0	**5.29**	2.4	SR10	9/10/2014 19:30	28.79	82.1	**5.30**	2.3
SR10	9/10/2014 1:35	28.59	65.1	**4.21**	2.7	SR10	9/10/2014 7:35	28.45	72.4	**4.71**	2.7	SR10	9/10/2014 13:35	28.84	83.1	**5.35**	3.0	SR10	9/10/2014 19:35	28.79	81.6	**5.27**	2.0
SR10	9/10/2014 1:40	28.61	73.3	**4.74**	3.2	SR10	9/10/2014 7:40	28.45	72.5	**4.71**	3.0	SR10	9/10/2014 13:40	28.84	83.5	**5.38**	2.1	SR10	9/10/2014 19:40	28.77	79.9	**5.16**	2.0
SR10	9/10/2014 1:45	28.54	67.0	**4.34**	2.4	SR10	9/10/2014 7:45	28.44	73.5	**4.77**	3.9	SR10	9/10/2014 13:45	28.83	83.2	**5.36**	2.4	SR10	9/10/2014 19:45	28.73	80.4	**5.20**	2.0
SR10	9/10/2014 1:50	28.61	79.6	**5.15**	3.8	SR10	9/10/2014 7:50	28.45	72.9	**4.74**	3.5	SR10	9/10/2014 13:50	28.83	82.5	**5.32**	2.3	SR10	9/10/2014 19:50	28.72	80.3	**5.19**	2.0
SR10	9/10/2014 1:55	28.59	78.7	**5.09**	3.2	SR10	9/10/2014 7:55	28.45	71.3	**4.63**	3.9	SR10	9/10/2014 13:55	28.82	83.3	**5.37**	2.7	SR10	9/10/2014 19:55	28.72	78.5	**5.07**	2.1
SR10	9/10/2014 2:00	28.61	77.5	**5.01**	4.1	SR10	9/10/2014 8:00	28.44	68.6	**4.46**	2.9	SR10	9/10/2014 14:00	28.82	82.6	**5.32**	2.9	SR10	9/10/2014 20:00	28.72	78.8	**5.10**	2.1
SR10	9/10/2014 2:05	28.61	82.5	**5.33**	3.5	SR10	9/10/2014 8:05	28.46	71.4	**4.64**	3.0	SR10	9/10/2014 14:05	28.80	81.7	**5.27**	2.5	SR10	9/10/2014 20:05	28.71	77.5	**5.01**	2.2
SR10	9/10/2014 2:10	28.61	82.0	**5.30**	**5.2**	SR10	9/10/2014 8:10	28.46	69.8	**4.54**	2.8	SR10	9/10/2014 14:10	28.80	78.9	**5.09**	3.3	SR10	9/10/2014 20:10	28.71	77.6	**5.02**	2.1
SR10	9/10/2014 2:15	28.62	82.4	**5.32**	4.2	SR10	9/10/2014 8:15	28.46	70.6	**4.58**	2.8	SR10	9/10/2014 14:15	28.77	82.0	**5.28**	3.3	SR10	9/10/2014 20:15	28.71	75.8	**4.90**	2.4
SR10	9/10/2014 2:20	28.61	82.4	**5.33**	3.9	SR10	9/10/2014 8:20	28.46	72.9	**4.74**	2.8	SR10	9/10/2014 14:20	28.84	83.1	**5.36**	2.3	SR10	9/10/2014 20:20	28.71	72.6	**4.69**	2.4
SR10	9/10/2014 2:25	28.60	81.7	**5.28**	3.7	SR10	9/10/2014 8:25	28.46	71.5	**4.65**	2.5	SR10	9/10/2014 14:25	28.89	84.2	**5.42**	1.7	SR10	9/10/2014 20:25	28.74	78.8	**5.09**	2.3
SR10	9/10/2014 2:30	28.61	81.9	**5.30**	4.5	SR10	9/10/2014 8:30	28.47	73.4	**4.76**	2.8	SR10	9/10/2014 14:30	28.91	84.7	**5.45**	1.9	SR10	9/10/2014 20:30	28.73	81.0	**5.24**	2.8
SR10	9/10/2014 2:35	28.60	82.0	**5.30**	4.7	SR10	9/10/2014 8:35	28.48	75.0	**4.87**	3.2	SR10	9/10/2014 14:35	28.92	85.4	**5.50**	1.9	SR10	9/10/2014 20:35	28.73	80.6	**5.21**	2.4
SR10	9/10/2014 2:40	28.60	82.2	**5.31**	**5.5**	SR10	9/10/2014 8:40	28.48	72.3	**4.69**	2.7	SR10	9/10/2014 14:40	28.92	85.3	**5.49**	1.6	SR10	9/10/2014 20:40	28.74	82.2	**5.31**	2.9
SR10	9/10/2014 2:45	28.59	82.1	**5.31**	**6.0**	SR10	9/10/2014 8:45	28.48	74.4	**4.83**	2.9	SR10	9/10/2014 14:45	28.94	85.4	**5.50**	1.8	SR10	9/10/2014 20:45	28.75	82.1	**5.31**	2.8
SR10	9/10/2014 2:50	28.59	82.0	**5.30**	**5.6**	SR10	9/10/2014 8:50	28.45	77.2	**5.01**	2.5	SR10	9/10/2014 14:50	28.95	85.9	**5.53**	1.8	SR10	9/10/2014 20:50	28.74	80.9	**5.23**	2.6
SR10	9/10/2014 2:55	28.59	82.3	**5.32**	**6.0**	SR10	9/10/2014 8:55	28.47	76.7	**4.98**	2.2	SR10	9/10/2014 14:55	28.88	85.8	**5.53**	2.3	SR10	9/10/2014 20:55	28.74	81.4	**5.26**	2.9
SR10	9/10/2014 3:00	28.58	81.8	**5.29**	**6.2**	SR10	9/10/2014 9:00	28.49	77.3	**5.02**	2.3	SR10	9/10/2014 15:00	28.84	85.6	**5.52**	2.4	SR10	9/10/2014 21:00	28.75	83.3	**5.38**	2.9
SR10	9/10/2014 3:05	28.57	82.2	**5.32**	**6.6**	SR10	9/10/2014 9:05	28.49	77.1	**5.01**	2.4	SR10	9/10/2014 15:05	28.87	86.1	**5.55**	2.4	SR10	9/10/2014 21:05	28.75	80.7	**5.21**	2.8
SR10	9/10/2014 3:10	28.56	81.9	**5.30**	**6.8**	SR10	9/10/2014 9:10	28.50	76.9	**4.99**	2.0	SR10	9/10/2014 15:10	28.82	86.2	**5.56**	2.5	SR10	9/10/2014 21:10	28.75	81.0	**5.23**	2.8
SR10	9/10/2014 3:15	28.55	81.7	**5.29**	**7.6**	SR10	9/10/2014 9:15	28.50	75.9	**4.92**	2.5	SR10	9/10/2014 15:15	28.82	85.4	**5.51**	2.7	SR10	9/10/2014 21:15	28.75	79.8	**5.16**	2.8
SR10	9/10/2014 3:20	28.55	81.4	**5.27**	**6.5**	SR10	9/10/2014 9:20	28.56	78.6	**5.10**	2.3	SR10	9/10/2014 15:20	28.82	85.4	**5.51**	3.3	SR10	9/10/2014 21:20	28.75	78.9	**5.10**	2.9
SR10	9/10/2014 3:25	28.56	81.1	**5.25**	**7.0**	SR10	9/10/2014 9:25	28.56	79.2	**5.13**	2.9	SR10	9/10/2014 15:25	28.82	85.7	**5.53**	2.5	SR10	9/10/2014 21:25	28.75	77.7	**5.02**	2.7
SR10	9/10/2014 3:30	28.56	79.9	**5.18**	**6.4**	SR10	9/10/2014 9:30	28.55	78.1	**5.06**	2.2	SR10	9/10/2014 15:30	28.85	85.5	**5.52**	2.8	SR10	9/10/2014 21:30	28.76	76.4	**4.94**	2.8
SR10	9/10/2014 3:35	28.56	79.1	**5.13**	**7.5**	SR10	9/10/2014 9:35	28.58	79.3	**5.14**	2.5	SR10	9/10/2014 15:35	28.83	85.1	**5.49**	2.9	SR10	9/10/2014 21:35	28.75	77.5	**5.01**	2.5
SR10	9/10/2014 3:40	28.57	78.9	**5.11**	**7.7**	SR10	9/10/2014 9:40	28.58	78.9	**5.12**	2.2	SR10	9/10/2014 15:40	28.86	85.2	**5.50**	2.9	SR10	9/10/2014 21:40	28.75	78.9	**5.10**	3.0
SR10	9/10/2014 3:45	28.57	78.6	**5.09**	**7.0**	SR10	9/10/2014 9:45	28.58	77.4	**5.02**	2.3	SR10	9/10/2014 15:45	28.86	85.2	**5.50**	2.8	SR10	9/10/2014 21:45	28.75	82.5	**5.33**	3.3
SR10	9/10/2014 3:50	28.56	79.3	**5.14**	**6.9**	SR10	9/10/2014 9:50	28.58	73.9	**4.79**	2.2	SR10	9/10/2014 15:50	28.88	85.0	**5.48**	2.7	SR10	9/10/2014 21:50	28.76	80.4	**5.20**	3.0
SR10	9/10/2014 3:55	28.55	77.7	**5.04**	**6.9**	SR10	9/10/2014 9:55	28.58	74.9	**4.85**	2.6	SR10	9/10/2014 15:55	28.88	84.9	**5.48**	2.6	SR10	9/10/2014 21:55	28.77	82.7	**5.34**	3.3
SR10	9/10/2014 4:00	28.53	77.2	**5.00**	**5.4**	SR10	9/10/2014 10:00	28.58	75.5	**4.90**	2.8	SR10	9/10/2014 16:00	28.90	85.0	**5.49**	3.0	SR10	9/10/2014 22:00	28.76	82.6	**5.34**	3.0
SR10	9/10/2014 4:05	28.55	78.9	**5.11**	**6.2**	SR10	9/10/2014 10:05	28.60	74.1	**4.80**	2.0	SR10	9/10/2014 16:05	28.89	85.0	**5.49**	2.9	SR10	9/10/2014 22:05	28.76	82.7	**5.34**	3.2
SR10	9/10/2014 4:10	28.55	78.9	**5.11**	**7.6**	SR10	9/10/2014 10:10	28.60	76.7	**4.97**	2.1	SR10	9/10/2014 16:10	28.88	85.1	**5.49**	2.6	SR10	9/10/2014 22:10	28.75	82.3	**5.32**	2.9
SR10	9/10/2014 4:15	28.54	78.9	**5.11**	**6.1**	SR10	9/10/2014 10:15	28.60	77.6	**5.03**	2.1	SR10	9/10/2014 16:15	28.88	85.0	**5.49**	2.6	SR10	9/10/2014 22:15	28.74	82.8	**5.35**	2.8
SR10	9/10/2014 4:20	28.54	78.8	**5.11**	**6.6**	SR10	9/10/2014 10:20	28.61	77.5	**5.02**	1.8	SR10	9/10/2014 16:20	28.89	85.1	**5.49**	2.4	SR10	9/10/2014 22:20	28.76	81.8	**5.28**	3.6
SR10	9/10/2014 4:25	28.55	79.0	**5.12**	**6.0**	SR10	9/10/2014 10:25	28.62	77.5	**5.02**	1.6	SR10	9/10/2014 16:25	28.90	85.3	**5.50**	2.6	SR10	9/10/2014 22:25	28.76	81.3	**5.25**	3.2
SR10	9/10/2014 4:30	28.55	78.9	**5.11**	**5.9**	SR10	9/10/2014 10:30	28.70	80.8	**5.23**	2.1	SR10	9/10/2014 16:30	28.89	85.3	**5.51**	2.5	SR10	9/10/2014 22:30	28.75	82.0	**5.30**	3.2
SR10	9/10/2014 4:35	28.51	78.4	**5.09**	**5.3**	SR10	9/10/2014 10:35	28.69	80.1	**5.19**	2.6	SR10	9/10/2014 16:35	28.89	85.0	**5.49**	2.5	SR10	9/10/2014 22:35	28.76	80.8	**5.22**	3.4
SR10	9/10/2014 4:40	28.52	78.2	**5.07**	**6.5**	SR10	9/10/2014 10:40	28.75	80.0	**5.17**	2.2	SR10	9/10/2014 16:40	28.85	85.2	**5.50**	2.6	SR10	9/10/2014 22:40	28.74	79.2	**5.12**	2.9
SR10	9/10/2014 4:45	28.51	77.2	**5.01**	**5.0**	SR10	9/10/2014 10:45	28.74	80.8	**5.23**	2.1	SR10	9/10/2014 16:45	28.85	85.2	**5.50**	2.5	SR10	9/10/2014 22:45	28.74	81.3	**5.25**	**4.8**
SR10	9/10/2014 4:50	28.50	76.8	**4.99**	4.3	SR10	9/10/2014 10:50	28.78	81.4	**5.26**	2.2	SR10	9/10/2014 16:50	28.82	85.0	**5.48**	3.3	SR10	9/10/2014 22:50	28.74	80.1	**5.18**	3.8
SR10	9/10/2014 4:55	28.52	76.5	**4.96**	4.0	SR10	9/10/2014 10:55	28.75	80.2	**5.19**	1.8	SR10	9/10/2014 16:55	28.85	85.8	**5.53**	3.3	SR10	9/10/2014 22:55	28.72	82.4	**5.33**	4.7
SR10	9/10/2014 5:00	28.52	76.1	**4.94**	**5.5**	SR10	9/10/2014 11:00	28.84	80.5	**5.20**	1.8	SR10	9/10/2014 17:00	28.85	85.6	**5.52**	2.8	SR10	9/10/2014 23:00	28.71	82.6	**5.34**	**5.2**
SR10	9/10/2014 5:05	28.49	76.3	**4.95**	**4.9**	SR10	9/10/2014 11:05	28.71	76.9	**4.97**	2.2	SR10	9/10/2014 17:05	28.85	84.9	**5.47**	2.6	SR10	9/10/2014 23:05	28.73	80.5	**5.20**	4.0
SR10	9/10/2014 5:10	28.49	76.8	**4.99**	4.6	SR10	9/10/2014 11:10	28.69	73.2	**4.73**	2.2	SR10	9/10/2014 17:10	28.85	84.2	**5.43**	2.7	SR10	9/10/2014 23:10	28.70	82.8	**5.35**	**4.9**
SR10	9/10/2014 5:15	28.56	80.8	**5.23**	**6.7**	SR10	9/10/2014 11:15	28.68	70.8	**4.58**	2.3	SR10	9/10/2014 17:15	28.83	84.3	**5.44**	2.5	SR10	9/10/2014 23:15	28.72	82.0	**5.30**	4.5
SR10	9/10/2014 5:20	28.55	80.9	**5.24**	**5.6**	SR10	9/10/2014 11:20	28.67	76.7	**4.96**	2.7	SR10	9/10/2014 17:20	28.83	83.8	**5.40**	3.2	SR10	9/10/2014 23:20	28.71	81.9	**5.29**	4.3
SR10	9/10/2014 5:25	28.52	78.3	**5.08**	**6.0**	SR10	9/10/2014 11:25	28.66	75.0	**4.85**	2.6	SR10	9/10/2014 17:25	28.81	83.7	**5.40**	2.5	SR10	9/10/2014 23:25	28.73	78.9	**5.10**	3.8
SR10	9/10/2014 5:30	28.50	78.7	**5.11**	**4.9**	SR10	9/10/2014 11:30	28.67	73.8	**4.77**	2.7	SR10	9/10/2014 17:30	28.80	83.3	**5.38**	2.7	SR10	9/10/2014 23:30	28.71	81.7	**5.27**	4.7
SR10	9/10/2014 5:35	28.49	78.8	**5.11**	**10.4**	SR10	9/10/2014 11:35	28.67	72.4	**4.68**	2.8	SR10	9/10/2014 17:35	28.78	82.5	**5.33**	2.1	SR10	9/10/2014 23:35	28.72	75.1	**4.85**	3.3
SR10	9/10/2014 5:40	28.50	79.1	**5.13**	**6.8**	SR10	9/10/2014 11:40	28.67	71.8	**4.64**	3.2	SR10	9/10/2014 17:40	28.78	83.7	**5.41**	2.7	SR10	9/10/2014 23:40	28.73	76.3	**4.93**	3.3
SR10	9/10/2014 5:45	28.50	73.5	**4.77**	**4.8**	SR10	9/10/2014 11:45	28.67	71.1	**4.60**	2.9	SR10	9/10/2014 17:45	28.78	82.6	**5.33**	1.9	SR10	9/10/2014 23:45	28.72	73.0	**4.71**	3.2
SR10	9/10/2014 5:50	28.50	72.1	**4.67**	4.5	SR10	9/10/2014 11:50	28.68	71.1	**4.60**	3.4	SR10	9/10/2014 17:50	28.79	82.0	**5.29**	1.7	SR10	9/10/2014 23:50	28.71	73.4	**4.74**	2.8
SR10	9/10/2014 5:55	28.44	79.1	**5.13**	3.7	SR10	9/10/2014 11:55	28.71	69.2	**4.47**	2.5	SR10	9/10/2014 17:55	28.78	81.1	**5.24**	1.7	SR10	9/10/2014 23:55	28.70	72.5	**4.69**	3.0

Station	Timestamp	Temp (° C)	DO (%)	DO (mg/L)	Tur (NTU)	Station	Timestamp	Temp (° C)	DO (%)	DO (mg/L)	Tur (NTU)	Station	Timestamp	Temp (° C)	DO (%)	DO (mg/L)	Tur (NTU)	Station	Timestamp	Temp (°C)	DO (%)	DO (mg/L)	Tur (NTU)
SR11	9/10/2014 0:00	28.61	75.8	**5.01**	**9.9**	SR11	9/10/2014 6:00	28.54	67.1	**4.45**	3.2	SR11	9/10/2014 12:00	28.70	79.9	**5.29**	1.8	SR11	9/10/2014 18:00	28.82	77.0	**5.02**	0.3
SR11	9/10/2014 0:05	28.59	76.3	**5.05**	3.9	SR11	9/10/2014 6:05	28.54	66.9	**4.43**	3.8	SR11	9/10/2014 12:05	28.68	78.4	**5.19**	1.7	SR11	9/10/2014 18:05	28.81	80.0	**5.22**	0.2
SR11	9/10/2014 0:10	28.58	74.9	**4.95**	1.8	SR11	9/10/2014 6:10	28.55	64.4	**4.27**	4.5	SR11	9/10/2014 12:10	28.71	67.0	**4.43**	1.3	SR11	9/10/2014 18:10	28.81	79.1	**5.16**	0.5
SR11	9/10/2014 0:15	28.58	74.4	**4.92**	3.2	SR11	9/10/2014 6:15	28.56	63.4	**4.20**	2.9	SR11	9/10/2014 12:15	28.71	71.1	**4.71**	1.5	SR11	9/10/2014 18:15	28.81	83.3	**5.43**	0.7
SR11	9/10/2014 0:20	28.57	75.8	**5.01**	2.3	SR11	9/10/2014 6:20	28.54	61.1	**4.05**	2.2	SR11	9/10/2014 12:20	28.70	63.9	**4.23**	1.2	SR11	9/10/2014 18:20	28.81	77.5	**5.05**	0.7
SR11	9/10/2014 0:25	28.57	75.0	**4.96**	3.4	SR11	9/10/2014 6:25	28.51	61.2	**4.07**	4.4	SR11	9/10/2014 12:25	28.71	66.6	**4.41**	1.2	SR11	9/10/2014 18:25	28.80	79.5	**5.19**	1.3
SR11	9/10/2014 0:30	28.57	75.2	**4.98**	1.9	SR11	9/10/2014 6:30	28.51	62.2	**4.13**	**6.1**	SR11	9/10/2014 12:30	28.69	67.3	**4.45**	1.4	SR11	9/10/2014 18:30	28.80	82.2	**5.36**	0.4
SR11	9/10/2014 0:35	28.57	75.5	**5.00**	3.1	SR11	9/10/2014 6:35	28.55	62.4	**4.14**	3.4	SR11	9/10/2014 12:35	28.70	66.7	**4.42**	1.1	SR11	9/10/2014 18:35	28.80	83.1	**5.42**	0.7
SR11	9/10/2014 0:40	28.61	74.9	**4.95**	**6.0**	SR11	9/10/2014 6:40	28.53	59.3	**3.93**	**5.7**	SR11	9/10/2014 12:40	28.70	65.1	**4.31**	1.3	SR11	9/10/2014 18:40	28.78	84.0	**5.48**	0.6
SR11	9/10/2014 0:45	28.56	73.0	**4.82**	2.4	SR11	9/10/2014 6:45	28.52	60.2	**3.99**	**6.4**	SR11	9/10/2014 12:45	28.69	63.0	**4.17**	1.7	SR11	9/10/2014 18:45	28.77	83.0	**5.41**	1.0
SR11	9/10/2014 0:50	28.57	73.2	**4.84**	2.7	SR11	9/10/2014 6:50	28.56	60.8	**4.03**	**5.2**	SR11	9/10/2014 12:50	28.70	64.9	**4.29**	1.4	SR11	9/10/2014 18:50	28.78	85.0	**5.55**	0.6
SR11	9/10/2014 0:55	28.59	75.3	**4.97**	2.2	SR11	9/10/2014 6:55	28.53	59.5	**3.95**	2.1	SR11	9/10/2014 12:55	28.70	62.6	**4.14**	1.7	SR11	9/10/2014 18:55	28.80	85.2	**5.55**	0.6
SR11	9/10/2014 1:00	28.57	74.0	**4.89**	2.8	SR11	9/10/2014 7:00	28.56	61.9	**4.10**	2.5	SR11	9/10/2014 13:00	28.72	64.6	**4.27**	0.9	SR11	9/10/2014 19:00	28.80	81.9	**5.34**	0.8
SR11	9/10/2014 1:05	28.59	72.2	**4.77**	4.4	SR11	9/10/2014 7:05	28.54	61.4	**4.07**	2.4	SR11	9/10/2014 13:05	28.71	63.6	**4.20**	1.1	SR11	9/10/2014 19:05	28.84	84.7	**5.52**	0.5
SR11	9/10/2014 1:10	28.58	73.8	**4.88**	3.5	SR11	9/10/2014 7:10	28.55	68.4	**4.53**	4.4	SR11	9/10/2014 13:10	28.71	62.6	**4.15**	1.8	SR11	9/10/2014 19:10	28.83	84.2	**5.49**	0.7
SR11	9/10/2014 1:15	28.58	73.6	**4.87**	3.2	SR11	9/10/2014 7:15	28.56	63.4	**4.19**	2.2	SR11	9/10/2014 13:15	28.71	63.8	**4.22**	1.2	SR11	9/10/2014 19:15	28.82	83.7	**5.46**	0.6
SR11	9/10/2014 1:20	28.61	71.0	**4.69**	**6.7**	SR11	9/10/2014 7:20	28.53	63.9	**4.23**	**4.9**	SR11	9/10/2014 13:20	28.73	61.8	**4.09**	1.2	SR11	9/10/2014 19:20	28.82	86.5	**5.64**	0.6
SR11	9/10/2014 1:25	28.57	72.1	**4.76**	2.5	SR11	9/10/2014 7:25	28.55	60.7	**4.02**	3.2	SR11	9/10/2014 13:25	28.72	63.2	**4.18**	1.2	SR11	9/10/2014 19:25	28.81	85.3	**5.56**	0.7
SR11	9/10/2014 1:30	28.58	73.1	**4.83**	2.6	SR11	9/10/2014 7:30	28.57	68.7	**4.55**	**5.6**	SR11	9/10/2014 13:30	28.72	61.7	**4.09**	1.2	SR11	9/10/2014 19:30	28.81	86.1	**5.61**	0.8
SR11	9/10/2014 1:35	28.56	72.1	**4.77**	**5.1**	SR11	9/10/2014 7:35	28.54	63.5	**4.21**	4.1	SR11	9/10/2014 13:35	28.71	64.9	**4.29**	0.9	SR11	9/10/2014 19:35	28.83	87.8	**5.72**	0.5
SR11	9/10/2014 1:40	28.54	70.4	**4.65**	3.2	SR11	9/10/2014 7:40	28.55	65.9	**4.36**	2.4	SR11	9/10/2014 13:40	28.74	67.8	**4.48**	1.0	SR11	9/10/2014 19:40	28.84	87.4	**5.70**	0.7
SR11	9/10/2014 1:45	28.58	70.6	**4.67**	**5.5**	SR11	9/10/2014 7:45	28.55	66.3	**4.39**	4.0	SR11	9/10/2014 13:45	28.75	67.0	**4.43**	0.7	SR11	9/10/2014 19:45	28.84	84.5	**5.51**	0.9
SR11	9/10/2014 1:50	28.54	69.6	**4.61**	1.4	SR11	9/10/2014 7:50	28.55	64.4	**4.26**	1.6	SR11	9/10/2014 13:50	28.74	62.8	**4.16**	1.3	SR11	9/10/2014 19:50	28.83	82.3	**5.36**	0.9
SR11	9/10/2014 1:55	28.55	71.2	**4.71**	1.9	SR11	9/10/2014 7:55	28.55	62.1	**4.11**	**5.0**	SR11	9/10/2014 13:55	28.82	73.8	**4.88**	0.9	SR11	9/10/2014 19:55	28.83	86.2	**5.62**	0.9
SR11	9/10/2014 2:00	28.54	70.1	**4.65**	1.7	SR11	9/10/2014 8:00	28.56	67.2	**4.45**	4.4	SR11	9/10/2014 14:00	28.75	61.4	**4.06**	1.2	SR11	9/10/2014 20:00	28.83	80.4	**5.24**	1.1
SR11	9/10/2014 2:05	28.54	69.5	**4.60**	2.0	SR11	9/10/2014 8:05	28.48	77.8	**5.17**	4.4	SR11	9/10/2014 14:05	28.77	64.3	**4.24**	1.1	SR11	9/10/2014 20:05	28.82	82.2	**5.36**	1.1
SR11	9/10/2014 2:10	28.54	70.0	**4.63**	1.7	SR11	9/10/2014 8:10	28.50	78.2	**5.19**	2.9	SR11	9/10/2014 14:10	28.74	62.7	**4.14**	1.4	SR11	9/10/2014 20:10	28.82	81.6	**5.32**	1.0
SR11	9/10/2014 2:15	28.53	70.9	**4.69**	1.5	SR11	9/10/2014 8:15	28.50	78.7	**5.22**	4.1	SR11	9/10/2014 14:15	28.74	62.6	**4.14**	1.1	SR11	9/10/2014 20:15	28.82	81.4	**5.30**	1.0
SR11	9/10/2014 2:20	28.54	71.8	**4.75**	1.6	SR11	9/10/2014 8:20	28.52	79.2	**5.26**	2.6	SR11	9/10/2014 14:20	28.75	63.0	**4.17**	0.8	SR11	9/10/2014 20:20	28.81	81.7	**5.32**	0.9
SR11	9/10/2014 2:25	28.53	71.2	**4.71**	1.9	SR11	9/10/2014 8:25	28.53	79.5	**5.28**	2.7	SR11	9/10/2014 14:25	28.74	63.7	**4.21**	0.9	SR11	9/10/2014 20:25	28.77	84.7	**5.52**	1.3
SR11	9/10/2014 2:30	28.46	71.8	**4.75**	1.0	SR11	9/10/2014 8:30	28.54	79.4	**5.27**	3.7	SR11	9/10/2014 14:30	28.74	64.4	**4.26**	0.9	SR11	9/10/2014 20:30	28.79	81.3	**5.30**	1.1
SR11	9/10/2014 2:35	28.50	72.8	**4.82**	1.6	SR11	9/10/2014 8:35	28.53	79.5	**5.28**	2.9	SR11	9/10/2014 14:35	28.73	64.4	**4.26**	0.7	SR11	9/10/2014 20:35	28.77	81.7	**5.33**	1.3
SR11	9/10/2014 2:40	28.53	69.4	**4.59**	2.2	SR11	9/10/2014 8:40	28.55	79.6	**5.28**	**5.7**	SR11	9/10/2014 14:40	28.73	66.8	**4.42**	0.7	SR11	9/10/2014 20:40	28.78	80.6	**5.26**	1.2
SR11	9/10/2014 2:45	28.52	70.6	**4.67**	2.3	SR11	9/10/2014 8:45	28.55	79.9	**5.30**	3.2	SR11						SR11	9/10/2014 20:45	28.75	80.8	**5.27**	1.2
SR11	9/10/2014 2:50	28.51	69.5	**4.60**	2.6	SR11	9/10/2014 8:50	28.55	80.1	**5.31**	2.5	SR11						SR11	9/10/2014 20:50	28.75	81.1	**5.29**	1.3
SR11	9/10/2014 2:55	28.48	68.2	**4.51**	2.3	SR11	9/10/2014 8:55	28.56	79.7	**5.29**	3.3	SR11						SR11	9/10/2014 20:55	28.72	83.0	**5.42**	1.7
SR11	9/10/2014 3:00	28.50	68.2	**4.51**	3.1	SR11	9/10/2014 9:00	28.56	80.1	**5.32**	2.6	SR11						SR11	9/10/2014 21:00	28.73	80.5	**5.25**	1.8
SR11	9/10/2014 3:05	28.51	66.7	**4.41**	2.6	SR11	9/10/2014 9:05	28.57	80.0	**5.31**	2.6	SR11	9/10/2014 15:05	28.80	75.8	**4.92**	0.4	SR11	9/10/2014 21:05	28.73	79.7	**5.20**	1.9
SR11	9/10/2014 3:10	28.53	67.7	**4.48**	3.3	SR11	9/10/2014 9:10	28.58	80.2	**5.32**	2.6	SR11	9/10/2014 15:10	28.82	78.7	**5.11**	0.6	SR11	9/10/2014 21:10	28.72	81.7	**5.33**	1.6
SR11	9/10/2014 3:15	28.49	66.2	**4.38**	2.7	SR11	9/10/2014 9:15	28.59	80.4	**5.33**	3.1	SR11	9/10/2014 15:15	28.80	79.4	**5.16**	0.5	SR11	9/10/2014 21:15	28.73	80.1	**5.23**	1.7
SR11	9/10/2014 3:20	28.50	67.6	**4.47**	3.0	SR11	9/10/2014 9:20	28.60	80.8	**5.35**	2.2	SR11	9/10/2014 15:20	28.81	78.9	**5.12**	0.5	SR11	9/10/2014 21:20	28.73	83.0	**5.42**	1.6
SR11	9/10/2014 3:25	28.55	69.1	**4.57**	3.8	SR11	9/10/2014 9:25	28.60	81.1	**5.37**	2.4	SR11	9/10/2014 15:25	28.83	80.0	**5.19**	0.6	SR11	9/10/2014 21:25	28.73	83.2	**5.44**	1.8
SR11	9/10/2014 3:30	28.43	66.6	**4.41**	3.0	SR11	9/10/2014 9:30	28.60	80.8	**5.35**	2.6	SR11	9/10/2014 15:30	28.83	79.5	**5.16**	0.5	SR11	9/10/2014 21:30	28.71	82.8	**5.40**	1.7
SR11	9/10/2014 3:35	28.45	65.3	**4.32**	4.2	SR11	9/10/2014 9:35	28.61	80.8	**5.36**	2.9	SR11	9/10/2014 15:35	28.82	77.8	**5.06**	0.3	SR11	9/10/2014 21:35	28.72	81.4	**5.31**	1.7
SR11	9/10/2014 3:40	28.45	67.0	**4.44**	3.8	SR11	9/10/2014 9:40	28.61	80.8	**5.36**	2.3	SR11	9/10/2014 15:40	28.85	80.4	**5.23**	0.5	SR11	9/10/2014 21:40	28.73	82.4	**5.38**	1.5
SR11	9/10/2014 3:45	28.39	65.2	**4.32**	2.6	SR11	9/10/2014 9:45	28.61	80.7	**5.35**	2.2	SR11	9/10/2014 15:45	28.82	77.9	**5.07**	0.2	SR11	9/10/2014 21:45	28.73	83.5	**5.46**	1.6
SR11	9/10/2014 3:50	28.43	64.0	**4.24**	3.0	SR11	9/10/2014 9:50	28.61	80.5	**5.33**	2.2	SR11	9/10/2014 15:50	28.79	72.2	**4.70**	0.5	SR11	9/10/2014 21:50	28.74	83.4	**5.44**	1.7
SR11	9/10/2014 3:55	28.45	65.6	**4.35**	3.8	SR11	9/10/2014 9:55	28.63	81.2	**5.38**	2.4	SR11	9/10/2014 15:55	28.80	73.5	**4.79**	0.2	SR11	9/10/2014 21:55	28.74	83.6	**5.46**	1.6
SR11	9/10/2014 4:00	28.46	66.5	**4.41**	2.3	SR11	9/10/2014 10:00	28.65	81.1	**5.37**	2.2	SR11	9/10/2014 16:00	28.82	74.1	**4.82**	0.4	SR11	9/10/2014 22:00	28.73	82.8	**5.41**	1.8
SR11	9/10/2014 4:05	28.42	63.9	**4.24**	3.4	SR11	9/10/2014 10:05	28.63	81.1	**5.37**	2.3	SR11	9/10/2014 16:05	28.80	72.6	**4.73**	0.1	SR11	9/10/2014 22:05	28.74	83.3	**5.44**	1.8
SR11	9/10/2014 4:10	28.43	63.9	**4.23**	**4.8**	SR11	9/10/2014 10:10	28.67	81.4	**5.39**	2.1	SR11	9/10/2014 16:10	28.81	76.5	**4.98**	0.2	SR11	9/10/2014 22:10	28.73	82.0	**5.35**	1.6
SR11	9/10/2014 4:15	28.46	63.6	**4.21**	4.0	SR11	9/10/2014 10:15	28.66	81.0	**5.37**	1.9	SR11	9/10/2014 16:15	28.80	74.9	**4.88**	0.4	SR11	9/10/2014 22:15	28.68	83.7	**5.47**	2.0
SR11	9/10/2014 4:20	28.46	64.3	**4.25**	**5.5**	SR11	9/10/2014 10:20	28.69	81.2	**5.38**	1.8	SR11	9/10/2014 16:20	28.81	74.1	**4.82**	0.4	SR11	9/10/2014 22:20	28.71	82.6	**5.40**	2.2
SR11	9/10/2014 4:25	28.45	62.2	**4.12**	3.4	SR11	9/10/2014 10:25	28.71	81.5	**5.39**	2.1	SR11	9/10/2014 16:25	28.83	74.1	**4.82**	0.3	SR11	9/10/2014 22:25	28.70	81.2	**5.31**	1.9
SR11	9/10/2014 4:30	28.44	64.2	**4.25**	3.4	SR11	9/10/2014 10:30	28.72	81.7	**5.41**	2.1	SR11	9/10/2014 16:30	28.82	77.6	**5.05**	0.2	SR11	9/10/2014 22:30	28.70	81.3	**5.31**	2.0
SR11	9/10/2014 4:35	28.49	64.8	**4.29**	4.2	SR11	9/10/2014 10:35	28.73	81.7	**5.40**	1.9	SR11	9/10/2014 16:35	28.84	71.4	**4.65**	0.5	SR11	9/10/2014 22:35	28.72	78.5	**5.12**	2.5
SR11	9/10/2014 4:40	28.46	65.0	**4.31**	4.2	SR11	9/10/2014 10:40	28.74	81.1	**5.36**	4.4	SR11	9/10/2014 16:40	28.84	76.8	**5.00**	0.1	SR11	9/10/2014 22:40	28.72	74.4	**4.86**	2.5
SR11	9/10/2014 4:45	28.48	63.2	**4.18**	4.0	SR11	9/10/2014 10:45	28.78	80.0	**5.28**	1.6	SR11	9/10/2014 16:45	28.86	75.8	**4.94**	0.2	SR11	9/10/2014 22:45	28.72	72.0	**4.70**	3.1
SR11	9/10/2014 4:50	28.48	61.7	**4.09**	2.9	SR11	9/10/2014 10:50	28.80	80.4	**5.31**	1.6	SR11	9/10/2014 16:50	28.83	72.8	**4.74**	0.3	SR11	9/10/2014 22:50	28.72	70.5	**4.61**	2.8
SR11	9/10/2014 4:55	28.40	62.7	**4.16**	4.6	SR11	9/10/2014 10:55	28.85	81.0	**5.35**	1.5	SR11	9/10/2014 16:55	28.84	77.2	**5.02**	0.1	SR11	9/10/2014 22:55	28.72	69.8	**4.56**	3.1
SR11	9/10/2014 5:00	28.54	65.5	**4.33**	**5.3**	SR11	9/10/2014 11:00	28.85	81.5	**5.38**	1.7	SR11	9/10/2014 17:00	28.84	73.2	**4.77**	0.5	SR11	9/10/2014 23:00	28.72	67.6	**4.42**	2.0
SR11	9/10/2014 5:05	28.52	64.3	**4.25**	**5.4**	SR11	9/10/2014 11:05	28.88	81.8	**5.40**	1.7	SR11	9/10/2014 17:05	28.86	73.8	**4.81**	0.4	SR11	9/10/2014 23:05	28.71	67.7	**4.42**	2.3
SR11	9/10/2014 5:10	28.51	64.9	**4.29**	2.4	SR11	9/10/2014 11:10	28.88	81.8	**5.40**	1.6	SR11	9/10/2014 17:10	28.84	73.8	**4.81**	0.3	SR11	9/10/2014 23:10	28.72	67.9	**4.44**	1.8
SR11	9/10/2014 5:15	28.48	60.1	**3.98**	3.2	SR11	9/10/2014 11:15	28.83	81.6	**5.39**	1.6	SR11	9/10/2014 17:15	28.85	75.2	**4.90**	0.5	SR11	9/10/2014 23:15	28.71	65.7	**4.29**	1.3
SR11	9/10/2014 5:20	28.51	62.8	**4.16**	3.9	SR11	9/10/2014 11:20	28.93	82.0	**5.40**	1.4	SR11	9/10/2014 17:20	28.88	75.2	**4.90**	0.1	SR11	9/10/2014 23:20	28.72	67.5	**4.41**	1.4
SR11	9/10/2014 5:25	28.55	64.4	**4.25**	3.7	SR11	9/10/2014 11:25	28.95	82.2	**5.41**	1.8	SR11	9/10/2014 17:25	28.88	76.6	**4.99**	0.1	SR11	9/10/2014 23:25	28.73	68.7	**4.49**	1.7
SR11	9/10/2014 5:30	28.57	66.7	**4.41**	**6.9**	SR11	9/10/2014 11:30	28.96	80.5	**5.31**	1.8	SR11	9/10/2014 17:30	28.86	76.0	**4.95**	0.1	SR11	9/10/2014 23:30	28.73	68.1	**4.45**	1.2
SR11	9/10/2014 5:35	28.50	61.9	**4.09**	**5.8**	SR11	9/10/2014 11:35	28.86	81.3	**5.37**	1.6	SR11	9/10/2014 17:35	28.83	69.8	**4.55**	0.9	SR11	9/10/2014 23:35	28.74	69.7	**4.55**	1.5
SR11	9/10/2014 5:40	28.58	68.2	**4.50**	**8.0**	SR11	9/10/2014 11:40	28.76	80.7	**5.34**	1.6	SR11	9/10/2014 17:40	28.84	70.3	**4.58**	0.7	SR11	9/10/2014 23:40	28.73	70.2	**4.58**	1.1
SR11	9/10/2014 5:45	28.49	64.5	**4.27**	3.5	SR11	9/10/2014 11:45	28.78	80.4	**5.32**	2.4	SR11	9/10/2014 17:45	28.79	71.6	**4.67**	1.5	SR11	9/10/2014 23:45	28.71	72.2	**4.72**	1.2
SR11	9/10/2014 5:50	28.52	65.4	**4.33**	2.1	SR11	9/10/2014 11:50	28.78	80.6	**5.34**	2.0	SR11	9/10/2014 17:50	28.84	71.9	**4.68**	0.6	SR11	9/10/2014 23:50	28.70	72.5	**4.74**	1.5
SR11	9/10/2014 5:55	28.55	66.5	**4.40**	2.3	SR11	9/10/2014 11:55	28.71	79.8	**5.29**	1.6	SR11	9/10/2014 17:55	28.82	72.4	**4.72**	1.0	SR11	9/10/2014 23:55	28.70	70.0	**4.57**	1.5

Station	Timestamp	Temp (° C)	DO (%)	DO (mg/L)	Tur (NTU)	Station	Timestamp	Temp (° C)	DO (%)	DO (mg/L)	Tur (NTU)	Station	Timestamp	Temp (° C)	DO (%)	DO (mg/L)	Tur (NTU)	Station	Timestamp	Temp (°C)	DO (%)	DO (mg/L)	Tur (NTU)
SR12	9/10/2014 0:01	28.79	67.4	4.37	5.1	SR12	9/10/2014 6:01	28.71	67.6	4.38	9.4	SR12	9/10/2014 12:01	28.81	69.4	4.49	5.5	SR12	9/10/2014 18:01	28.76	68.9	4.46	9.1
SR12	9/10/2014 0:06	28.78	68.5	4.43	5.6	SR12	9/10/2014 6:06	28.72	67.2	4.36	9.6	SR12	9/10/2014 12:06	28.82	69.3	4.49	6.1	SR12	9/10/2014 18:06	28.76	68.5	4.44	8.3
SR12	9/10/2014 0:11	28.78	67.7	4.39	5.2	SR12	9/10/2014 6:11	28.70	66.9	4.34	9.8	SR12	9/10/2014 12:11	28.81	69.8	4.52	6.5	SR12	9/10/2014 18:11	28.76	68.1	4.41	8.9
SR12	9/10/2014 0:16	28.78	68.0	4.40	6.1	SR12	9/10/2014 6:16	28.71	67.1	4.35	8.6	SR12	9/10/2014 12:16	28.79	69.6	4.51	7.1	SR12	9/10/2014 18:16	28.75	68.8	4.46	8.3
SR12	9/10/2014 0:21	28.78	67.7	4.39	6.1	SR12	9/10/2014 6:21	28.71	67.3	4.36	8.5	SR12	9/10/2014 12:21	28.79	69.2	4.48	8.4	SR12	9/10/2014 18:21	28.76	68.6	4.45	9.2
SR12	9/10/2014 0:26	28.78	69.0	4.47	7.7	SR12	9/10/2014 6:26	28.69	67.2	4.36	8.0	SR12	9/10/2014 12:26	28.80	69.6	4.51	7.3	SR12	9/10/2014 18:26	28.75	68.4	4.43	9.1
SR12	9/10/2014 0:31	28.78	68.0	4.40	6.7	SR12	9/10/2014 6:31	28.71	67.6	4.38	8.4	SR12	9/10/2014 12:31	28.78	69.6	4.51	7.7	SR12	9/10/2014 18:31	28.74	68.6	4.44	8.4
SR12	9/10/2014 0:36	28.78	68.1	4.41	6.5	SR12	9/10/2014 6:36	28.68	67.5	4.38	6.8	SR12	9/10/2014 12:36	28.80	69.4	4.49	6.9	SR12	9/10/2014 18:36	28.75	67.9	4.40	8.7
SR12	9/10/2014 0:41	28.77	68.8	4.45	8.2	SR12	9/10/2014 6:41	28.70	67.0	4.34	8.3	SR12	9/10/2014 12:41	28.79	69.3	4.49	8.2	SR12	9/10/2014 18:41	28.74	67.8	4.39	9.2
SR12	9/10/2014 0:46	28.77	68.6	4.44	8.5	SR12	9/10/2014 6:46	28.71	67.0	4.34	8.3	SR12	9/10/2014 12:46	28.79	69.4	4.49	7.9	SR12	9/10/2014 18:46	28.74	68.3	4.43	8.3
SR12	9/10/2014 0:51	28.76	69.0	4.47	6.9	SR12	9/10/2014 6:51	28.69	65.8	4.27	7.4	SR12	9/10/2014 12:51	28.78	70.1	4.54	8.6	SR12	9/10/2014 18:51	28.74	68.5	4.44	8.4
SR12	9/10/2014 0:56	28.77	68.7	4.45	8.0	SR12	9/10/2014 6:56	28.69	66.4	4.30	**12.4**	SR12	9/10/2014 12:56	28.78	70.0	4.54	8.9	SR12	9/10/2014 18:56	28.74	69.1	4.48	8.3
SR12	9/10/2014 1:01	28.77	68.5	4.44	7.9	SR12	9/10/2014 7:01	28.70	67.0	4.34	**11.4**	SR12	9/10/2014 13:01	28.79	69.3	4.49	8.3	SR12	9/10/2014 19:01	28.73	68.7	4.45	8.2
SR12	9/10/2014 1:06	28.77	68.9	4.47	8.0	SR12	9/10/2014 7:06	28.69	66.7	4.33	**12.5**	SR12	9/10/2014 13:06	28.77	70.4	4.56	9.2	SR12	9/10/2014 19:06	28.74	68.0	4.41	7.4
SR12	9/10/2014 1:11	28.77	68.6	4.45	7.6	SR12	9/10/2014 7:11	28.69	66.1	4.29	**12.4**	SR12	9/10/2014 13:11	28.77	69.9	4.53	9.8	SR12	9/10/2014 19:11	28.74	67.2	4.35	7.6
SR12	9/10/2014 1:16	28.77	68.4	4.43	7.8	SR12	9/10/2014 7:16	28.69	66.8	4.33	**13.2**	SR12	9/10/2014 13:16	28.77	69.9	4.53	8.8	SR12	9/10/2014 19:16	28.74	67.4	4.37	7.5
SR12	9/10/2014 1:21	28.77	69.4	4.50	7.9	SR12	9/10/2014 7:21	28.70	66.2	4.29	**12.3**	SR12	9/10/2014 13:21	28.77	70.1	4.54	**10.7**	SR12	9/10/2014 19:21	28.73	67.8	4.39	8.4
SR12	9/10/2014 1:26	28.77	68.8	4.46	8.0	SR12	9/10/2014 7:26	28.70	65.8	4.26	9.5	SR12	9/10/2014 13:26	28.77	69.8	4.53	9.5	SR12	9/10/2014 19:26	28.73	68.2	4.42	7.9
SR12	9/10/2014 1:31	28.77	69.0	4.47	8.0	SR12	9/10/2014 7:31	28.70	65.8	4.26	**17.5**	SR12	9/10/2014 13:31	28.77	69.8	4.52	9.5	SR12	9/10/2014 19:31	28.72	67.6	4.38	6.8
SR12	9/10/2014 1:36	28.77	68.8	4.46	8.1	SR12	9/10/2014 7:36	28.69	66.5	4.31	**14.9**	SR12	9/10/2014 13:36	28.77	70.2	4.55	9.0	SR12	9/10/2014 19:36	28.73	67.9	4.40	6.9
SR12	9/10/2014 1:41	28.78	69.0	4.47	8.4	SR12	9/10/2014 7:41	28.70	65.8	4.27	**15.2**	SR12	9/10/2014 13:41	28.77	70.8	4.59	8.4	SR12	9/10/2014 19:41	28.71	67.8	4.39	6.5
SR12	9/10/2014 1:46	28.77	69.3	4.49	8.6	SR12	9/10/2014 7:46	28.70	66.0	4.27	**16.4**	SR12	9/10/2014 13:46	28.76	70.0	4.54	**10.1**	SR12	9/10/2014 19:46	28.73	66.3	4.30	7.3
SR12	9/10/2014 1:51	28.77	68.4	4.43	8.8	SR12	9/10/2014 7:51	28.71	65.1	4.22	**13.8**	SR12	9/10/2014 13:51	28.76	70.2	4.55	**10.0**	SR12	9/10/2014 19:51	28.74	65.6	4.25	7.3
SR12	9/10/2014 1:56	28.78	68.7	4.45	**11.0**	SR12	9/10/2014 7:56	28.71	64.9	4.21	**13.8**	SR12	9/10/2014 13:56	28.76	70.3	4.56	9.8	SR12	9/10/2014 19:56	28.74	65.4	4.24	8.2
SR12	9/10/2014 2:01	28.79	69.4	4.49	**10.4**	SR12	9/10/2014 8:01	28.71	65.7	4.26	6.8	SR12	9/10/2014 14:01	28.76	69.7	4.52	**10.8**	SR12	9/10/2014 20:01	28.74	65.6	4.25	7.4
SR12	9/10/2014 2:06	28.80	70.2	4.55	9.9	SR12	9/10/2014 8:06	28.68	65.7	4.26	**10.6**	SR12	9/10/2014 14:06	28.75	69.8	4.53	**10.3**	SR12	9/10/2014 20:06	28.74	64.9	4.21	6.7
SR12	9/10/2014 2:11	28.79	70.2	4.55	9.9	SR12	9/10/2014 8:11	28.69	65.5	4.24	**11.0**	SR12	9/10/2014 14:11	28.75	70.2	4.55	**10.0**	SR12	9/10/2014 20:11	28.72	65.9	4.27	6.8
SR12	9/10/2014 2:16	28.79	70.1	4.54	**10.4**	SR12	9/10/2014 8:16	28.70	64.9	4.21	**11.9**	SR12	9/10/2014 14:16	28.75	70.3	4.56	**10.1**	SR12	9/10/2014 20:16	28.72	65.8	4.27	6.1
SR12	9/10/2014 2:21	28.79	70.0	4.53	**10.2**	SR12	9/10/2014 8:21	28.70	64.6	4.19	**10.4**	SR12	9/10/2014 14:21	28.74	70.7	4.59	**10.1**	SR12	9/10/2014 20:21	28.73	63.9	4.14	6.2
SR12	9/10/2014 2:26	28.79	69.5	4.50	**11.8**	SR12	9/10/2014 8:26	28.68	67.5	4.37	9.2	SR12	9/10/2014 14:26	28.74	70.3	4.56	**10.6**	SR12	9/10/2014 20:26	28.73	65.9	4.27	7.1
SR12	9/10/2014 2:31	28.78	70.8	4.59	**13.4**	SR12	9/10/2014 8:31	28.68	67.1	4.35	9.3	SR12	9/10/2014 14:31	28.74	70.3	4.56	**10.5**	SR12	9/10/2014 20:31	28.73	65.8	4.27	6.8
SR12	9/10/2014 2:36	28.77	71.0	4.60	**13.6**	SR12	9/10/2014 8:36	28.69	66.4	4.30	8.6	SR12	9/10/2014 14:36	28.74	69.9	4.53	**10.5**	SR12	9/10/2014 20:36	28.72	65.8	4.26	5.5
SR12	9/10/2014 2:41	28.77	71.0	4.60	**12.7**	SR12	9/10/2014 8:41	28.69	66.3	4.30	7.9	SR12	9/10/2014 14:41	28.74	70.1	4.55	**12.3**	SR12	9/10/2014 20:41	28.71	64.6	4.19	5.8
SR12	9/10/2014 2:46	28.77	70.4	4.56	**12.0**	SR12	9/10/2014 8:46	28.69	66.5	4.31	**10.4**	SR12	9/10/2014 14:46	28.74	70.4	4.57	**13.3**	SR12	9/10/2014 20:46	28.72	65.4	4.24	6.0
SR12	9/10/2014 2:51	28.77	70.3	4.55	**11.6**	SR12	9/10/2014 8:51	28.68	66.5	4.31	6.8	SR12	9/10/2014 14:51	28.73	70.2	4.55	**13.4**	SR12	9/10/2014 20:51	28.72	66.8	4.33	7.7
SR12	9/10/2014 2:56	28.77	69.6	4.51	**12.5**	SR12	9/10/2014 8:56	28.69	66.6	4.32	7.3	SR12	9/10/2014 14:56	28.73	69.9	4.53	**13.1**	SR12	9/10/2014 20:56	28.72	66.1	4.28	6.6
SR12	9/10/2014 3:01	28.74	72.3	4.68	**12.4**	SR12	9/10/2014 9:01	28.69	67.4	4.37	6.8	SR12	9/10/2014 15:01	28.74	71.4	4.63	**14.1**	SR12	9/10/2014 21:01	28.72	66.7	4.32	8.2
SR12	9/10/2014 3:06	28.76	70.5	4.57	**12.2**	SR12	9/10/2014 9:06	28.69	68.2	4.42	6.1	SR12	9/10/2014 15:06	28.74	70.8	4.59	8.8	SR12	9/10/2014 21:06	28.72	66.5	4.31	9.9
SR12	9/10/2014 3:11	28.75	71.8	4.65	**12.7**	SR12	9/10/2014 9:11	28.70	67.5	4.38	6.2	SR12	9/10/2014 15:11	28.75	70.8	4.59	**14.2**	SR12	9/10/2014 21:11	28.72	65.6	4.25	6.5
SR12	9/10/2014 3:16	28.74	72.2	4.68	**11.5**	SR12	9/10/2014 9:16	28.71	65.2	4.23	6.9	SR12	9/10/2014 15:16	28.74	70.7	4.59	**13.6**	SR12	9/10/2014 21:16	28.74	64.8	4.20	6.4
SR12	9/10/2014 3:21	28.75	72.1	4.67	**12.9**	SR12	9/10/2014 9:21	28.70	64.3	4.17	7.4	SR12	9/10/2014 15:21	28.74	70.6	4.58	**12.7**	SR12	9/10/2014 21:21	28.74	65.6	4.25	7.4
SR12	9/10/2014 3:26	28.74	71.5	4.63	**13.1**	SR12	9/10/2014 9:26	28.70	66.2	4.29	6.9	SR12	9/10/2014 15:26	28.74	71.1	4.61	**14.0**	SR12	9/10/2014 21:26	28.73	65.4	4.24	6.9
SR12	9/10/2014 3:31	28.73	72.0	4.67	**13.2**	SR12	9/10/2014 9:31	28.70	68.1	4.41	5.6	SR12	9/10/2014 15:31	28.74	71.0	4.61	**14.3**	SR12	9/10/2014 21:31	28.73	65.0	4.21	6.6
SR12	9/10/2014 3:36	28.74	71.4	4.63	**12.6**	SR12	9/10/2014 9:36	28.70	67.1	4.35	5.6	SR12	9/10/2014 15:36	28.74	71.2	4.61	**13.6**	SR12	9/10/2014 21:36	28.73	64.8	4.20	6.2
SR12	9/10/2014 3:41	28.73	72.7	4.72	**12.2**	SR12	9/10/2014 9:41	28.71	67.0	4.34	6.0	SR12	9/10/2014 15:41	28.74	71.2	4.61	9.6	SR12	9/10/2014 21:41	28.73	65.0	4.21	6.5
SR12	9/10/2014 3:46	28.73	71.8	4.65	**12.5**	SR12	9/10/2014 9:46	28.72	66.6	4.32	6.4	SR12	9/10/2014 15:46	28.76	72.0	4.67	**12.8**	SR12	9/10/2014 21:46	28.73	64.9	4.20	7.8
SR12	9/10/2014 3:51	28.72	71.9	4.67	**13.8**	SR12	9/10/2014 9:51	28.73	65.8	4.26	6.1	SR12	9/10/2014 15:51	28.76	72.7	4.71	**10.9**	SR12	9/10/2014 21:51	28.73	66.1	4.28	8.0
SR12	9/10/2014 3:56	28.73	72.2	4.68	**15.5**	SR12	9/10/2014 9:56	28.72	66.0	4.28	8.0	SR12	9/10/2014 15:56	28.75	71.7	4.64	**12.7**	SR12	9/10/2014 21:56	28.73	64.9	4.20	5.9
SR12	9/10/2014 4:01	28.72	72.4	4.70	**13.9**	SR12	9/10/2014 10:01	28.71	65.4	4.24	7.0	SR12	9/10/2014 16:01	28.75	71.6	4.64	**11.4**	SR12	9/10/2014 22:01	28.73	65.4	4.24	6.6
SR12	9/10/2014 4:06	28.73	71.7	4.65	**12.7**	SR12	9/10/2014 10:06	28.71	65.0	4.21	7.2	SR12	9/10/2014 16:06	28.75	72.5	4.70	**10.1**	SR12	9/10/2014 22:06	28.73	66.3	4.29	7.8
SR12	9/10/2014 4:11	28.72	71.1	4.61	**13.1**	SR12	9/10/2014 10:11	28.72	65.0	4.21	8.1	SR12	9/10/2014 16:11	28.76	72.6	4.70	**10.7**	SR12	9/10/2014 22:11	28.72	65.4	4.24	7.0
SR12	9/10/2014 4:16	28.73	71.5	4.64	**12.8**	SR12	9/10/2014 10:16	28.76	66.9	4.33	6.8	SR12	9/10/2014 16:16	28.76	72.6	4.70	9.1	SR12	9/10/2014 22:16	28.72	65.8	4.26	6.3
SR12	9/10/2014 4:21	28.73	71.1	4.61	**14.3**	SR12	9/10/2014 10:21	28.73	65.8	4.26	8.4	SR12	9/10/2014 16:21	28.76	72.1	4.67	**10.1**	SR12	9/10/2014 22:21	28.72	65.9	4.27	9.2
SR12	9/10/2014 4:26	28.72	70.7	4.59	**14.3**	SR12	9/10/2014 10:26	28.72	65.9	4.26	**10.1**	SR12	9/10/2014 16:26	28.76	72.6	4.71	9.1	SR12	9/10/2014 22:26	28.72	65.9	4.27	7.6
SR12	9/10/2014 4:31	28.72	71.0	4.61	**11.9**	SR12	9/10/2014 10:31	28.72	65.7	4.25	**13.5**	SR12	9/10/2014 16:31	28.76	71.9	4.66	8.5	SR12	9/10/2014 22:31	28.68	68.2	4.42	5.7
SR12	9/10/2014 4:36	28.72	70.3	4.56	**11.0**	SR12	9/10/2014 10:36	28.78	68.0	4.40	6.6	SR12	9/10/2014 16:36	28.76	72.0	4.67	8.3	SR12	9/10/2014 22:36	28.68	68.9	4.47	5.6
SR12	9/10/2014 4:41	28.67	71.3	4.63	7.9	SR12	9/10/2014 10:41	28.81	68.2	4.41	5.7	SR12	9/10/2014 16:41	28.75	72.0	4.67	6.9	SR12	9/10/2014 22:41	28.68	68.8	4.46	6.0
SR12	9/10/2014 4:46	28.70	72.0	4.67	8.7	SR12	9/10/2014 10:46	28.79	67.6	4.37	7.3	SR12	9/10/2014 16:46	28.75	71.5	4.64	8.2	SR12	9/10/2014 22:46	28.69	69.1	4.48	6.5
SR12	9/10/2014 4:51	28.70	71.9	4.67	9.4	SR12	9/10/2014 10:51	28.80	68.7	4.45	6.3	SR12	9/10/2014 16:51	28.75	71.2	4.62	7.2	SR12	9/10/2014 22:51	28.69	68.3	4.43	**10.0**
SR12	9/10/2014 4:56	28.70	70.8	4.59	8.8	SR12	9/10/2014 10:56	28.82	69.7	4.51	5.8	SR12	9/10/2014 16:56	28.76	71.1	4.61	8.9	SR12	9/10/2014 22:56	28.68	67.9	4.40	7.1
SR12	9/10/2014 5:01	28.71	70.7	4.59	**13.6**	SR12	9/10/2014 11:01	28.83	69.8	4.51	5.9	SR12	9/10/2014 17:01	28.76	70.8	4.59	9.5	SR12	9/10/2014 23:01	28.68	67.7	4.39	5.7
SR12	9/10/2014 5:06	28.72	70.9	4.60	**12.1**	SR12	9/10/2014 11:06	28.81	69.5	4.50	5.8	SR12	9/10/2014 17:06	28.76	70.2	4.55	**12.1**	SR12	9/10/2014 23:06	28.69	67.3	4.37	5.8
SR12	9/10/2014 5:11	28.72	70.6	4.58	**11.2**	SR12	9/10/2014 11:11	28.83	69.5	4.49	5.2	SR12	9/10/2014 17:11	28.75	71.0	4.60	8.7	SR12	9/10/2014 23:11	28.68	66.2	4.29	5.5
SR12	9/10/2014 5:16	28.72	69.2	4.49	9.6	SR12	9/10/2014 11:16	28.82	68.2	4.41	6.8	SR12	9/10/2014 17:16	28.76	70.9	4.60	**10.8**	SR12	9/10/2014 23:16	28.69	66.1	4.29	6.6
SR12	9/10/2014 5:21	28.73	69.8	4.53	**11.0**	SR12	9/10/2014 11:21	28.82	67.8	4.39	7.9	SR12	9/10/2014 17:21	28.76	70.5	4.57	**11.5**	SR12	9/10/2014 23:21	28.67	66.8	4.34	5.4
SR12	9/10/2014 5:26	28.73	69.3	4.49	**16.9**	SR12	9/10/2014 11:26	28.83	67.7	4.38	7.9	SR12	9/10/2014 17:26	28.76	69.5	4.50	9.5	SR12	9/10/2014 23:26	28.65	68.6	4.45	4.7
SR12	9/10/2014 5:31	28.72	68.7	4.45	**15.3**	SR12	9/10/2014 11:31	28.89	70.8	4.58	4.2	SR12	9/10/2014 17:31	28.76	70.0	4.54	9.4	SR12	9/10/2014 23:31	28.67	68.5	4.44	5.8
SR12	9/10/2014 5:36	28.71	68.9	4.47	**11.3**	SR12	9/10/2014 11:36	28.87	70.1	4.53	5.3	SR12	9/10/2014 17:36	28.76	69.5	4.50	8.9	SR12	9/10/2014 23:36	28.67	68.4	4.44	6.5
SR12	9/10/2014 5:41	28.72	68.4	4.43	**11.6**	SR12	9/10/2014 11:41	28.83	70.3	4.55	5.7	SR12	9/10/2014 17:41	28.76	69.4	4.50	8.0	SR12	9/10/2014 23:41	28.67	68.2	4.42	6.1
SR12	9/10/2014 5:46	28.72	67.8	4.40	**12.3**	SR12	9/10/2014 11:46	28.83	70.0	4.53	5.7	SR12	9/10/2014 17:46	28.75	69.0	4.47	8.0	SR12	9/10/2014 23:46	28.67	68.7	4.46	5.5
SR12	9/10/2014 5:51	28.71	67.9	4.40	**11.5**	SR12	9/10/2014 11:51	28.81	69.9	4.53	5.5	SR12	9/10/2014 17:51	28.76	69.0	4.47	9.5	SR12	9/10/2014 23:51	28.67	69.0	4.48	5.2
SR12	9/10/2014 5:56	28.71	67.5	4.38	**10.4**	SR12	9/10/2014 11:56	28.81	69.5	4.50	5.7	SR12	9/10/2014 17:56	28.76	69.0	4.47	8.1	SR12	9/10/2014 23:56	28.68	68.5	4.44	5.6

Station	Timestamp	Temp (° C)	DO (%)	DO (mg/L)	Tur (NTU)	Station	Timestamp	Temp (° C)	DO (%)	DO (mg/L)	Tur (NTU)	Station	Timestamp	Temp (° C)	DO (%)	DO (mg/L)	Tur (NTU)	Station	Timestamp	Temp (°C)	DO (%)	DO (mg/L)	Tur (NTU)
SR13	9/10/2014 0:00	28.75	66.4	**4.33**	4.1	SR13	9/10/2014 6:00	28.63	66.9	**4.38**	2.8	SR13	9/10/2014 12:00	28.66	66.5	**4.35**	4.8	SR13	9/10/2014 18:00	28.74	69.8	**4.56**	2.5
SR13	9/10/2014 0:05	28.77	65.7	**4.29**	3.0	SR13	9/10/2014 6:05	28.63	66.9	**4.38**	3.0	SR13	9/10/2014 12:05	28.66	66.4	**4.34**	4.5	SR13	9/10/2014 18:05	28.73	69.6	**4.55**	2.3
SR13	9/10/2014 0:10	28.77	65.4	**4.26**	3.1	SR13	9/10/2014 6:10	28.63	67.0	**4.38**	3.0	SR13	9/10/2014 12:10	28.66	66.2	**4.33**	4.6	SR13	9/10/2014 18:10	28.73	69.8	**4.57**	2.5
SR13	9/10/2014 0:15	28.76	65.8	**4.29**	3.4	SR13	9/10/2014 6:15	28.63	67.2	**4.40**	3.0	SR13	9/10/2014 12:15	28.66	65.3	**4.27**	3.5	SR13	9/10/2014 18:15	28.73	69.7	**4.56**	2.4
SR13	9/10/2014 0:20	28.76	65.7	**4.28**	3.1	SR13	9/10/2014 6:20	28.62	69.0	**4.52**	4.1	SR13	9/10/2014 12:20	28.71	67.9	**4.43**	5.0	SR13	9/10/2014 18:20	28.73	68.5	**4.48**	2.0
SR13	9/10/2014 0:25	28.76	62.8	**4.10**	1.5	SR13	9/10/2014 6:25	28.64	68.4	**4.48**	3.6	SR13	9/10/2014 12:25	28.71	68.7	**4.48**	2.5	SR13	9/10/2014 18:25	28.74	68.8	**4.50**	2.6
SR13	9/10/2014 0:30	28.76	62.9	**4.11**	1.5	SR13	9/10/2014 6:30	28.64	67.8	**4.44**	3.8	SR13	9/10/2014 12:30	28.72	68.7	**4.49**	2.0	SR13	9/10/2014 18:30	28.74	69.4	**4.54**	2.1
SR13	9/10/2014 0:35	28.76	64.9	**4.23**	2.4	SR13	9/10/2014 6:35	28.64	67.4	**4.41**	4.2	SR13	9/10/2014 12:35	28.72	68.7	**4.48**	1.9	SR13	9/10/2014 18:35	28.74	69.1	**4.52**	2.7
SR13	9/10/2014 0:40	28.76	64.5	**4.21**	2.3	SR13	9/10/2014 6:40	28.64	67.2	**4.40**	3.7	SR13	9/10/2014 12:40	28.72	69.3	**4.52**	1.7	SR13	9/10/2014 18:40	28.73	69.4	**4.54**	2.5
SR13	9/10/2014 0:45	28.77	64.4	**4.20**	2.4	SR13	9/10/2014 6:45	28.63	67.2	**4.40**	3.5	SR13	9/10/2014 12:45	28.71	68.6	**4.48**	2.1	SR13	9/10/2014 18:45	28.73	69.9	**4.57**	2.3
SR13	9/10/2014 0:50	28.77	63.3	**4.13**	2.0	SR13	9/10/2014 6:50	28.64	67.6	**4.42**	5.1	SR13	9/10/2014 12:50	28.71	68.7	**4.49**	6.5	SR13	9/10/2014 18:50	28.72	69.8	**4.57**	2.6
SR13	9/10/2014 0:55	28.77	63.0	**4.11**	2.9	SR13	9/10/2014 6:55	28.64	66.9	**4.38**	4.2	SR13	9/10/2014 12:55	28.70	68.4	**4.47**	3.3	SR13	9/10/2014 18:55	28.71	69.6	**4.55**	2.9
SR13	9/10/2014 1:00	28.76	62.6	**4.09**	1.7	SR13	9/10/2014 7:00	28.64	67.3	**4.40**	4.8	SR13	9/10/2014 13:00	28.70	68.3	**4.46**	3.1	SR13	9/10/2014 19:00	28.72	69.7	**4.56**	2.4
SR13	9/10/2014 1:05	28.76	62.8	**4.10**	1.7	SR13	9/10/2014 7:05	28.65	67.5	**4.42**	10.4	SR13	9/10/2014 13:05	28.70	68.1	**4.45**	4.8	SR13	9/10/2014 19:05	28.72	69.4	**4.54**	2.1
SR13	9/10/2014 1:10	28.77	62.4	**4.07**	1.3	SR13	9/10/2014 7:10	28.65	67.2	**4.40**	8.7	SR13	9/10/2014 13:10	28.70	67.9	**4.44**	4.2	SR13	9/10/2014 19:10	28.72	69.8	**4.56**	3.2
SR13	9/10/2014 1:15	28.77	62.2	**4.06**	2.0	SR13	9/10/2014 7:15	28.65	67.4	**4.41**	7.5	SR13	9/10/2014 13:15	28.69	68.2	**4.45**	3.6	SR13	9/10/2014 19:15	28.72	69.6	**4.55**	2.7
SR13	9/10/2014 1:20	28.77	62.5	**4.08**	1.4	SR13	9/10/2014 7:20	28.65	67.4	**4.41**	8.4	SR13	9/10/2014 13:20	28.69	67.6	**4.41**	3.5	SR13	9/10/2014 19:20	28.72	69.4	**4.54**	3.3
SR13	9/10/2014 1:25	28.78	62.5	**4.08**	1.2	SR13	9/10/2014 7:25	28.64	67.3	**4.41**	8.6	SR13	9/10/2014 13:25	28.70	67.9	**4.43**	3.1	SR13	9/10/2014 19:25	28.72	69.1	**4.52**	2.9
SR13	9/10/2014 1:30	28.80	62.5	**4.07**	1.6	SR13	9/10/2014 7:30	28.63	66.9	**4.38**	5.4	SR13	9/10/2014 13:30	28.70	68.2	**4.46**	3.2	SR13	9/10/2014 19:30	28.72	69.0	**4.51**	2.7
SR13	9/10/2014 1:35	28.79	62.7	**4.09**	1.2	SR13	9/10/2014 7:35	28.63	67.9	**4.44**	6.7	SR13	9/10/2014 13:35	28.70	67.7	**4.42**	3.1	SR13	9/10/2014 19:35	28.72	69.0	**4.52**	2.6
SR13	9/10/2014 1:40	28.78	62.8	**4.10**	1.2	SR13	9/10/2014 7:40	28.63	67.0	**4.38**	5.5	SR13	9/10/2014 13:40	28.70	67.4	**4.40**	3.6	SR13	9/10/2014 19:40	28.72	68.7	**4.49**	2.8
SR13	9/10/2014 1:45	28.80	62.8	**4.09**	1.3	SR13	9/10/2014 7:45	28.63	68.9	**4.51**	5.8	SR13	9/10/2014 13:45	28.69	67.1	**4.38**	2.8	SR13	9/10/2014 19:45	28.72	69.1	**4.52**	3.1
SR13	9/10/2014 1:50	28.82	62.8	**4.09**	1.3	SR13	9/10/2014 7:50	28.63	68.6	**4.49**	5.9	SR13	9/10/2014 13:50	28.70	67.7	**4.42**	3.3	SR13	9/10/2014 19:50	28.72	68.3	**4.46**	2.5
SR13	9/10/2014 1:55	28.82	62.6	**4.08**	1.3	SR13	9/10/2014 7:55	28.63	68.6	**4.49**	5.6	SR13	9/10/2014 13:55	28.70	67.1	**4.38**	3.7	SR13	9/10/2014 19:55	28.72	68.6	**4.49**	3.0
SR13	9/10/2014 2:00	28.83	62.6	**4.08**	1.2	SR13	9/10/2014 8:00	28.64	68.7	**4.50**	5.1	SR13	9/10/2014 14:00	28.70	66.9	**4.37**	4.9	SR13	9/10/2014 20:00	28.72	68.8	**4.50**	3.1
SR13	9/10/2014 2:05	28.83	62.4	**4.07**	1.6	SR13	9/10/2014 8:05	28.63	69.2	**4.53**	5.5	SR13	9/10/2014 14:05	28.70	66.6	**4.35**	3.9	SR13	9/10/2014 20:05	28.70	68.9	**4.51**	2.5
SR13	9/10/2014 2:10	28.84	62.2	**4.06**	1.5	SR13	9/10/2014 8:10	28.62	69.3	**4.54**	4.2	SR13	9/10/2014 14:10	28.70	66.8	**4.37**	3.0	SR13	9/10/2014 20:10	28.70	68.6	**4.49**	2.4
SR13	9/10/2014 2:15	28.83	61.9	**4.04**	1.4	SR13	9/10/2014 8:15	28.63	69.2	**4.53**	4.1	SR13	9/10/2014 14:15	28.70	66.4	**4.34**	2.7	SR13	9/10/2014 20:15	28.71	68.3	**4.47**	2.5
SR13	9/10/2014 2:20	28.84	61.5	**4.01**	1.2	SR13	9/10/2014 8:20	28.64	68.8	**4.50**	4.0	SR13	9/10/2014 14:20	28.70	66.8	**4.36**	3.9	SR13	9/10/2014 20:20	28.71	68.3	**4.47**	3.4
SR13	9/10/2014 2:25	28.84	60.8	**3.96**	0.8	SR13	9/10/2014 8:25	28.64	69.3	**4.53**	4.5	SR13	9/10/2014 14:25	28.70	65.9	**4.30**	4.1	SR13	9/10/2014 20:25	28.72	66.2	**4.33**	4.6
SR13	9/10/2014 2:30	28.83	60.9	**3.97**	0.8	SR13	9/10/2014 8:30	28.64	68.8	**4.50**	4.5	SR13	9/10/2014 14:30	28.69	64.6	**4.22**	2.7	SR13	9/10/2014 20:30	28.71	66.5	**4.34**	4.2
SR13	9/10/2014 2:35	28.76	59.3	**3.87**	2.9	SR13	9/10/2014 8:35	28.64	67.8	**4.44**	7.8	SR13	9/10/2014 14:35	28.69	64.3	**4.20**	4.5	SR13	9/10/2014 20:35	28.70	66.4	**4.34**	5.6
SR13	9/10/2014 2:40	28.67	68.7	**4.50**	3.7	SR13	9/10/2014 8:40	28.65	67.5	**4.41**	7.9	SR13	9/10/2014 14:40	28.69	65.7	**4.29**	5.5	SR13	9/10/2014 20:40	28.70	66.2	**4.32**	5.6
SR13	9/10/2014 2:45	28.67	67.5	**4.42**	2.6	SR13	9/10/2014 8:45	28.64	67.3	**4.40**	7.0	SR13	9/10/2014 14:45	28.69	64.5	**4.22**	6.2	SR13	9/10/2014 20:45	28.70	64.9	**4.24**	4.1
SR13	9/10/2014 2:50	28.70	65.5	**4.28**	3.3	SR13	9/10/2014 8:50	28.65	67.3	**4.40**	7.5	SR13	9/10/2014 14:50	28.69	64.7	**4.23**	7.6	SR13	9/10/2014 20:50	28.71	66.1	**4.32**	2.2
SR13	9/10/2014 2:55	28.69	68.4	**4.47**	**26.3**	SR13	9/10/2014 8:55	28.66	67.3	**4.40**	6.6	SR13	9/10/2014 14:55	28.69	65.3	**4.27**	5.7	SR13	9/10/2014 20:55	28.71	66.8	**4.37**	2.4
SR13	9/10/2014 3:00	28.68	67.3	**4.40**	**18.8**	SR13	9/10/2014 9:00	28.65	67.3	**4.40**	5.3	SR13	9/10/2014 15:00	28.69	65.4	**4.27**	5.5	SR13	9/10/2014 21:00	28.70	66.7	**4.36**	3.3
SR13	9/10/2014 3:05	28.68	66.7	**4.36**	**17.3**	SR13	9/10/2014 9:05	28.66	66.7	**4.36**	6.1	SR13	9/10/2014 15:05	28.70	65.9	**4.31**	9.7	SR13	9/10/2014 21:05	28.71	66.0	**4.31**	3.0
SR13	9/10/2014 3:10	28.68	66.8	**4.37**	**15.4**	SR13	9/10/2014 9:10	28.66	66.7	**4.36**	6.1	SR13	9/10/2014 15:10	28.71	66.7	**4.35**	6.2	SR13	9/10/2014 21:10	28.70	66.0	**4.32**	2.1
SR13	9/10/2014 3:15	28.68	67.9	**4.44**	**18.1**	SR13	9/10/2014 9:15	28.65	66.7	**4.36**	5.3	SR13	9/10/2014 15:15	28.73	67.1	**4.38**	5.9	SR13	9/10/2014 21:15	28.70	65.5	**4.28**	2.5
SR13	9/10/2014 3:20	28.68	67.9	**4.44**	**17.0**	SR13	9/10/2014 9:20	28.65	66.8	**4.36**	5.6	SR13	9/10/2014 15:20	28.72	67.2	**4.39**	7.0	SR13	9/10/2014 21:20	28.70	66.4	**4.34**	3.4
SR13	9/10/2014 3:25	28.67	67.7	**4.43**	**16.2**	SR13	9/10/2014 9:25	28.65	66.1	**4.32**	4.4	SR13	9/10/2014 15:25	28.73	67.4	**4.40**	6.0	SR13	9/10/2014 21:25	28.70	65.6	**4.29**	2.2
SR13	9/10/2014 3:30	28.68	67.2	**4.39**	**14.5**	SR13	9/10/2014 9:30	28.65	65.9	**4.31**	5.5	SR13	9/10/2014 15:30	28.73	67.3	**4.39**	7.8	SR13	9/10/2014 21:30	28.70	65.8	**4.30**	3.1
SR13	9/10/2014 3:35	28.68	66.8	**4.37**	**13.4**	SR13	9/10/2014 9:35	28.64	65.9	**4.31**	4.0	SR13	9/10/2014 15:35	28.75	68.0	**4.44**	4.6	SR13	9/10/2014 21:35	28.70	65.8	**4.30**	2.6
SR13	9/10/2014 3:40	28.68	67.1	**4.39**	**14.5**	SR13	9/10/2014 9:40	28.64	65.3	**4.27**	3.2	SR13	9/10/2014 15:40	28.75	67.4	**4.40**	4.0	SR13	9/10/2014 21:40	28.70	65.7	**4.30**	2.8
SR13	9/10/2014 3:45	28.68	67.2	**4.39**	**13.7**	SR13	9/10/2014 9:45	28.65	67.7	**4.43**	3.2	SR13	9/10/2014 15:45	28.75	68.3	**4.46**	3.9	SR13	9/10/2014 21:45	28.70	65.4	**4.27**	3.1
SR13	9/10/2014 3:50	28.68	66.8	**4.37**	11.7	SR13	9/10/2014 9:50	28.67	68.3	**4.47**	3.0	SR13	9/10/2014 15:50	28.76	68.9	**4.50**	4.1	SR13	9/10/2014 21:50	28.70	65.0	**4.25**	2.3
SR13	9/10/2014 3:55	28.68	66.8	**4.37**	11.8	SR13	9/10/2014 9:55	28.65	67.4	**4.41**	3.7	SR13	9/10/2014 15:55	28.76	68.3	**4.46**	2.7	SR13	9/10/2014 21:55	28.70	65.5	**4.28**	2.5
SR13	9/10/2014 4:00	28.68	66.6	**4.36**	11.5	SR13	9/10/2014 10:00	28.69	68.6	**4.48**	3.1	SR13	9/10/2014 16:00	28.76	68.7	**4.49**	6.3	SR13	9/10/2014 22:00	28.70	65.4	**4.27**	1.8
SR13	9/10/2014 4:05	28.68	66.8	**4.36**	10.4	SR13	9/10/2014 10:05	28.67	67.4	**4.41**	3.7	SR13	9/10/2014 16:05	28.76	68.7	**4.49**	3.3	SR13	9/10/2014 22:05	28.70	67.6	**4.42**	2.6
SR13	9/10/2014 4:10	28.68	66.5	**4.35**	10.8	SR13	9/10/2014 10:10	28.68	68.7	**4.49**	3.0	SR13	9/10/2014 16:10	28.76	68.9	**4.50**	3.3	SR13	9/10/2014 22:10	28.68	66.2	**4.33**	1.8
SR13	9/10/2014 4:15	28.68	66.8	**4.37**	11.6	SR13	9/10/2014 10:15	28.68	68.4	**4.47**	3.8	SR13	9/10/2014 16:15	28.77	69.7	**4.56**	3.0	SR13	9/10/2014 22:15	28.67	66.9	**4.38**	2.0
SR13	9/10/2014 4:20	28.67	66.2	**4.33**	7.8	SR13	9/10/2014 10:20	28.69	68.1	**4.45**	3.7	SR13	9/10/2014 16:20	28.77	69.6	**4.55**	3.2	SR13	9/10/2014 22:20	28.67	66.9	**4.38**	1.5
SR13	9/10/2014 4:25	28.65	67.2	**4.40**	10.4	SR13	9/10/2014 10:25	28.69	68.2	**4.46**	3.8	SR13	9/10/2014 16:25	28.76	69.6	**4.55**	2.7	SR13	9/10/2014 22:25	28.65	66.4	**4.35**	1.5
SR13	9/10/2014 4:30	28.65	67.3	**4.40**	7.1	SR13	9/10/2014 10:30	28.70	68.2	**4.45**	3.5	SR13	9/10/2014 16:30	28.75	70.2	**4.59**	2.6	SR13	9/10/2014 22:30	28.63	66.6	**4.36**	1.6
SR13	9/10/2014 4:35	28.65	67.4	**4.41**	5.8	SR13	9/10/2014 10:35	28.69	67.9	**4.43**	3.0	SR13	9/10/2014 16:35	28.76	70.7	**4.62**	2.3	SR13	9/10/2014 22:35	28.65	67.0	**4.38**	1.8
SR13	9/10/2014 4:40	28.65	67.6	**4.42**	4.7	SR13	9/10/2014 10:40	28.68	67.5	**4.41**	3.1	SR13	9/10/2014 16:40	28.76	70.7	**4.62**	2.5	SR13	9/10/2014 22:40	28.63	67.1	**4.39**	1.7
SR13	9/10/2014 4:45	28.65	67.1	**4.39**	4.6	SR13	9/10/2014 10:45	28.68	67.4	**4.41**	4.1	SR13	9/10/2014 16:45	28.76	70.7	**4.62**	2.4	SR13	9/10/2014 22:45	28.64	66.3	**4.34**	1.2
SR13	9/10/2014 4:50	28.65	67.2	**4.40**	5.7	SR13	9/10/2014 10:50	28.69	67.4	**4.41**	2.4	SR13	9/10/2014 16:50	28.75	70.7	**4.62**	2.5	SR13	9/10/2014 22:50	28.64	66.0	**4.32**	2.2
SR13	9/10/2014 4:55	28.65	66.8	**4.37**	5.0	SR13	9/10/2014 10:55	28.66	67.7	**4.43**	3.4	SR13	9/10/2014 16:55	28.75	70.7	**4.62**	2.4	SR13	9/10/2014 22:55	28.66	65.9	**4.31**	1.5
SR13	9/10/2014 5:00	28.63	67.0	**4.39**	4.1	SR13	9/10/2014 11:00	28.67	67.3	**4.40**	3.3	SR13	9/10/2014 17:00	28.75	70.6	**4.61**	2.1	SR13	9/10/2014 23:00	28.65	65.6	**4.29**	1.6
SR13	9/10/2014 5:05	28.64	67.4	**4.41**	4.8	SR13	9/10/2014 11:05	28.67	66.6	**4.35**	3.6	SR13	9/10/2014 17:05	28.75	70.5	**4.61**	2.0	SR13	9/10/2014 23:05	28.66	65.3	**4.27**	1.0
SR13	9/10/2014 5:10	28.64	67.0	**4.38**	3.8	SR13	9/10/2014 11:10	28.66	66.1	**4.32**	3.9	SR13	9/10/2014 17:10	28.75	70.2	**4.59**	2.6	SR13	9/10/2014 23:10	28.65	66.3	**4.34**	1.6
SR13	9/10/2014 5:15	28.64	67.3	**4.41**	11.8	SR13	9/10/2014 11:15	28.66	66.5	**4.35**	4.9	SR13	9/10/2014 17:15	28.74	70.6	**4.61**	2.1	SR13	9/10/2014 23:15	28.62	67.2	**4.40**	1.8
SR13	9/10/2014 5:20	28.64	66.8	**4.37**	4.3	SR13	9/10/2014 11:20	28.65	66.6	**4.35**	4.9	SR13	9/10/2014 17:20	28.73	70.5	**4.61**	2.2	SR13	9/10/2014 23:20	28.57	67.6	**4.43**	1.6
SR13	9/10/2014 5:25	28.64	66.7	**4.36**	4.3	SR13	9/10/2014 11:25	28.66	66.7	**4.36**	4.8	SR13	9/10/2014 17:25	28.73	70.0	**4.58**	1.6	SR13	9/10/2014 23:25	28.65	67.7	**4.43**	1.2
SR13	9/10/2014 5:30	28.64	66.3	**4.34**	3.7	SR13	9/10/2014 11:30	28.66	66.5	**4.35**	4.6	SR13	9/10/2014 17:30	28.73	69.9	**4.57**	1.4	SR13	9/10/2014 23:30	28.64	68.0	**4.45**	2.5
SR13	9/10/2014 5:35	28.64	66.3	**4.34**	3.5	SR13	9/10/2014 11:35	28.65	66.6	**4.35**	5.9	SR13	9/10/2014 17:35	28.73	69.9	**4.57**	1.4	SR13	9/10/2014 23:35	28.64	67.8	**4.43**	2.9
SR13	9/10/2014 5:40	28.65	68.5	**4.48**	4.0	SR13	9/10/2014 11:40	28.65	66.8	**4.36**	4.6	SR13	9/10/2014 17:40	28.73	69.7	**4.56**	1.5	SR13	9/10/2014 23:40	28.65	67.6	**4.42**	3.8
SR13	9/10/2014 5:45	28.64	67.3	**4.41**	4.0	SR13	9/10/2014 11:45	28.65	66.5	**4.34**	4.3	SR13	9/10/2014 17:45	28.73	69.6	**4.55**	1.5	SR13	9/10/2014 23:45	28.65	67.7	**4.43**	4.8
SR13	9/10/2014 5:50	28.64	67.5	**4.42**	3.8	SR13	9/10/2014 11:50	28.65	66.3	**4.33**	4.7	SR13	9/10/2014 17:50	28.73	69.9	**4.57**	2.4	SR13	9/10/2014 23:50	28.65	67.7	**4.43**	6.5
SR13	9/10/2014 5:55	28.62	67.1	**4.39**	3.1	SR13	9/10/2014 11:55	28.66	66.7	**4.36**	4.6	SR13	9/10/2014 17:55	28.73	69.5	**4.55**	2.6	SR13	9/10/2014 23:55	28.65	68.3	**4.47**	9.8

Station	Timestamp	NH_3 (mg/L)				Station	Timestamp	NH_3 (mg/L)			
SR4	9/10/2014 0:17	0.06				SR12	9/10/2014 0:17	0.06			
SR4	9/10/2014 0:37	0.06				SR12	9/10/2014 0:37	0.06			
SR4	9/10/2014 0:57	0.06				SR12	9/10/2014 0:57	0.05			
SR4	9/10/2014 1:17	0.05				SR12	9/10/2014 1:17	0.05			
SR4	9/10/2014 1:37	0.06				SR12	9/10/2014 1:37	0.05			
SR4	9/10/2014 1:57	0.06				SR12	9/10/2014 1:57	0.06			
SR4	9/10/2014 2:17	0.06				SR12	9/10/2014 2:17	0.05			
SR4	9/10/2014 2:37	0.07				SR12	9/10/2014 2:37	0.06			
SR4	9/10/2014 2:57	0.06				SR12	9/10/2014 2:57	0.05			
SR4	9/10/2014 3:17	0.06				SR12	9/10/2014 3:17	0.06			
SR4	9/10/2014 3:37	0.06				SR12	9/10/2014 3:37	0.05			
SR4	9/10/2014 3:57	0.05				SR12	9/10/2014 3:57	0.06			
SR4	9/10/2014 4:17	0.05				SR12	9/10/2014 4:17	0.06			
SR4	9/10/2014 4:37	0.05				SR12	9/10/2014 4:37	0.06			
SR4	9/10/2014 4:57	0.06				SR12	9/10/2014 4:57	0.06			
SR4	9/10/2014 5:17	0.06				SR12	9/10/2014 5:17	0.06			
SR4	9/10/2014 5:37	0.05				SR12	9/10/2014 5:37	0.06			
SR4	9/10/2014 5:57	0.06				SR12	9/10/2014 5:57	0.07			
SR4						SR12					
SR4	9/10/2014 6:37	0.05				SR12	9/10/2014 6:37	0.08			
SR4	9/10/2014 6:57	0.05				SR12	9/10/2014 6:57	0.07			
SR4	9/10/2014 7:17	0.07				SR12	9/10/2014 7:17	0.06			
SR4	9/10/2014 7:37	0.06				SR12	9/10/2014 7:37	0.06			
SR4	9/10/2014 7:57	0.06				SR12	9/10/2014 7:57	0.07			
SR4	9/10/2014 8:17	0.07				SR12	9/10/2014 8:17	0.07			
SR4	9/10/2014 8:37	0.05				SR12	9/10/2014 8:37	0.07			
SR4	9/10/2014 8:57	0.05				SR12	9/10/2014 8:57	0.06			
SR4	9/10/2014 9:17	0.07				SR12	9/10/2014 9:17	0.07			
SR4	9/10/2014 9:37	0.05				SR12	9/10/2014 9:37	0.06			
SR4	9/10/2014 9:57	0.07				SR12	9/10/2014 9:57	0.06			
SR4	9/10/2014 10:17	0.05				SR12	9/10/2014 10:17	0.06			
SR4	9/10/2014 10:37	0.05				SR12	9/10/2014 10:37	0.06			
SR4	9/10/2014 10:57	0.06				SR12	9/10/2014 10:57	0.07			
SR4	9/10/2014 11:17	0.06				SR12	9/10/2014 11:17	0.07			
SR4	9/10/2014 11:37	0.06				SR12	9/10/2014 11:37	0.07			
SR4	9/10/2014 11:57	0.06				SR12	9/10/2014 11:57	0.06			
SR4	9/10/2014 12:17	0.08				SR12	9/10/2014 12:17	0.06			
SR4	9/10/2014 12:37	0.08				SR12	9/10/2014 12:37	0.07			
SR4	9/10/2014 12:57	0.06				SR12	9/10/2014 12:57	0.07			
SR4	9/10/2014 13:17	0.07				SR12	9/10/2014 13:17	0.07			
SR4	9/10/2014 13:37	0.09				SR12	9/10/2014 13:37	0.06			
SR4	9/10/2014 13:57	0.09				SR12	9/10/2014 13:57	0.06			
SR4	9/10/2014 14:17	0.08				SR12	9/10/2014 14:17	0.06			
SR4	9/10/2014 14:37	0.08				SR12	9/10/2014 14:37	0.06			
SR4	9/10/2014 14:57	0.08				SR12	9/10/2014 14:57	0.06			
SR4	9/10/2014 15:17	0.08				SR12	9/10/2014 15:17	0.06			
SR4	9/10/2014 15:37	0.09				SR12	9/10/2014 15:37	0.06			
SR4	9/10/2014 15:57	0.08				SR12	9/10/2014 15:57	0.06			
SR4	9/10/2014 16:17	0.08				SR12	9/10/2014 16:17	0.06			
SR4	9/10/2014 16:37	0.07				SR12	9/10/2014 16:37	0.07			
SR4	9/10/2014 16:57	0.06				SR12	9/10/2014 16:57	0.06			
SR4	9/10/2014 17:17	0.07				SR12	9/10/2014 17:17	0.06			
SR4	9/10/2014 17:37	0.07				SR12	9/10/2014 17:37	0.08			
SR4	9/10/2014 17:57	0.08				SR12	9/10/2014 17:57	0.06			
SR4	9/10/2014 18:17	0.06				SR12	9/10/2014 18:17	0.06			
SR4	9/10/2014 18:37	0.07				SR12	9/10/2014 18:37	0.06			
SR4	9/10/2014 18:57	0.09				SR12	9/10/2014 18:57	0.07			
SR4	9/10/2014 19:17	0.07				SR12	9/10/2014 19:17	0.06			
SR4	9/10/2014 19:37	0.05				SR12	9/10/2014 19:37	0.06			
SR4	9/10/2014 19:57	0.06				SR12	9/10/2014 19:57	0.06			
SR4	9/10/2014 20:17	0.06				SR12	9/10/2014 20:17	0.07			
SR4	9/10/2014 20:37	0.06				SR12	9/10/2014 20:37	0.06			
SR4	9/10/2014 20:57	0.06				SR12	9/10/2014 20:57	0.06			
SR4	9/10/2014 21:17	0.06				SR12	9/10/2014 21:17	0.07			
SR4	9/10/2014 21:37	0.06				SR12	9/10/2014 21:37	0.06			
SR4	9/10/2014 21:57	0.05				SR12	9/10/2014 21:57	0.06			
SR4	9/10/2014 22:17	0.07				SR12	9/10/2014 22:17	0.07			
SR4	9/10/2014 22:37	0.06				SR12	9/10/2014 22:37	0.06			
SR4	9/10/2014 22:57	0.06				SR12	9/10/2014 22:57	0.08			
SR4	9/10/2014 23:17	0.07				SR12	9/10/2014 23:17	0.08			
SR4	9/10/2014 23:37	0.09				SR12	9/10/2014 23:37	0.06			
SR4	9/10/2014 23:57	0.08				SR12	9/10/2014 23:57	0.06			

Remark: Fonts with underline: Action Level Exceedance
Fonts with bold and underline: Limit Level Exceedance
Automatic Instrument calibration of NH3-N monitor was carried out during 5:57-6:37 at SR4 and SR12.
SR5 monitoring station was under maintenance during 14:45-15:05.
SR9 monitoring station was under maintenance during 14:45-15:05.
SR11 monitoring station was under maintenance during 14:40-15:05.

Station	Timestamp	Temp (° C)	DO (%)	DO (mg/L)	Tur (NTU)	Station	Timestamp	Temp (° C)	DO (%)	DO (mg/L)	Tur (NTU)	Station	Timestamp	Temp (° C)	DO (%)	DO (mg/L)	Tur (NTU)	Station	Timestamp	Temp (°C)	DO (%)	DO (mg/L)	Tur (NTU)
SR4	10/10/2014 0:01	28.62	87.9	5.74	4.2	SR4	10/10/2014 6:01	28.44	87.2	5.74	4.1	SR4	10/10/2014 12:01	28.65	88.3	5.76	4.1	SR4	10/10/2014 18:01	28.69	88.5	5.78	4.6
SR4	10/10/2014 0:06	28.62	87.7	5.73	4.4	SR4	10/10/2014 6:06	28.42	86.6	5.70	4.4	SR4	10/10/2014 12:06	28.65	88.1	5.75	4.6	SR4	10/10/2014 18:06	28.69	88.5	5.78	4.3
SR4	10/10/2014 0:11	28.61	87.7	5.73	3.8	SR4	10/10/2014 6:11	28.45	88.8	5.85	6.2	SR4	10/10/2014 12:11	28.65	88.4	5.77	3.9	SR4	10/10/2014 18:11	28.68	88.9	5.81	3.6
SR4	10/10/2014 0:16	28.60	87.5	5.72	3.8	SR4	10/10/2014 6:16	28.42	87.4	5.76	4.8	SR4	10/10/2014 12:16	28.64	88.2	5.76	3.7	SR4	10/10/2014 18:16	28.69	88.9	5.80	3.8
SR4	10/10/2014 0:21	28.58	87.7	5.74	3.7	SR4	10/10/2014 6:21	28.45	89.9	5.92	5.7	SR4	10/10/2014 12:21	28.67	89.1	5.82	3.1	SR4	10/10/2014 18:21	28.69	89.0	5.81	4.1
SR4	10/10/2014 0:26	28.59	87.7	5.73	3.6	SR4	10/10/2014 6:26	28.46	88.7	5.84	5.0	SR4	10/10/2014 12:26	28.67	88.9	5.80	3.6	SR4	10/10/2014 18:26	28.70	89.1	5.82	4.2
SR4	10/10/2014 0:31	28.60	87.3	5.71	3.8	SR4	10/10/2014 6:31	28.48	88.4	5.81	7.2	SR4	10/10/2014 12:31	28.65	88.6	5.79	3.9	SR4	10/10/2014 18:31	28.69	89.3	5.83	3.9
SR4	10/10/2014 0:36	28.59	87.4	5.71	3.7	SR4	10/10/2014 6:36	28.49	88.3	5.81	6.4	SR4	10/10/2014 12:36	28.67	88.9	5.81	3.2	SR4	10/10/2014 18:36	28.67	89.5	5.85	5.7
SR4	10/10/2014 0:41	28.59	87.3	5.71	3.9	SR4	10/10/2014 6:41	28.49	89.1	5.86	5.9	SR4	10/10/2014 12:41	28.66	88.8	5.80	3.4	SR4	10/10/2014 18:41	28.67	89.3	5.83	5.2
SR4	10/10/2014 0:46	28.58	87.3	5.71	3.9	SR4	10/10/2014 6:46	28.50	89.5	5.88	6.6	SR4	10/10/2014 12:46	28.67	88.6	5.79	4.1	SR4	10/10/2014 18:46	28.66	89.0	5.81	4.5
SR4	10/10/2014 0:51	28.54	86.4	5.66	3.4	SR4	10/10/2014 6:51	28.55	89.0	5.84	**10.4**	SR4	10/10/2014 12:51	28.65	87.9	5.74	5.0	SR4	10/10/2014 18:51	28.67	89.4	5.84	6.0
SR4	10/10/2014 0:56	28.55	86.5	5.66	3.8	SR4	10/10/2014 6:56	28.53	88.8	5.82	9.5	SR4	10/10/2014 12:56	28.68	88.8	5.80	4.3	SR4	10/10/2014 18:56	28.67	89.0	5.81	5.5
SR4	10/10/2014 1:01	28.54	86.9	5.69	3.5	SR4	10/10/2014 7:01	28.55	88.6	5.80	**11.6**	SR4	10/10/2014 13:01	28.70	88.8	5.80	5.7	SR4	10/10/2014 19:01	28.66	88.9	5.81	5.4
SR4	10/10/2014 1:06	28.56	87.5	5.73	3.4	SR4	10/10/2014 7:06	28.55	87.8	5.75	9.8	SR4	10/10/2014 13:06	28.71	88.7	5.79	3.9	SR4	10/10/2014 19:06	28.65	88.7	5.80	5.3
SR4	10/10/2014 1:11	28.54	87.8	5.74	3.7	SR4	10/10/2014 7:11	28.55	88.2	5.78	**11.1**	SR4	10/10/2014 13:11	28.71	88.9	5.80	3.9	SR4	10/10/2014 19:11	28.65	88.8	5.80	5.1
SR4	10/10/2014 1:16	28.55	87.9	5.75	4.1	SR4	10/10/2014 7:16	28.54	87.4	5.73	7.5	SR4	10/10/2014 13:16	28.72	89.0	5.81	3.3	SR4	10/10/2014 19:16	28.65	88.4	5.78	4.7
SR4	10/10/2014 1:21	28.54	88.0	5.76	3.9	SR4	10/10/2014 7:21	28.54	88.2	5.78	**10.3**	SR4	10/10/2014 13:21	28.73	89.3	5.83	3.2	SR4	10/10/2014 19:21	28.65	88.2	5.77	4.8
SR4	10/10/2014 1:26	28.53	87.2	5.70	3.7	SR4	10/10/2014 7:26	28.53	88.0	5.76	9.2	SR4	10/10/2014 13:26	28.76	89.4	5.83	3.0	SR4	10/10/2014 19:26	28.65	88.2	5.76	4.7
SR4	10/10/2014 1:31	28.53	87.4	5.71	3.5	SR4	10/10/2014 7:31	28.54	88.1	5.77	9.4	SR4	10/10/2014 13:31	28.79	89.8	5.85	3.9	SR4	10/10/2014 19:31	28.64	88.6	5.79	5.0
SR4	10/10/2014 1:36	28.54	87.0	5.69	3.1	SR4	10/10/2014 7:36	28.53	87.9	5.76	**10.1**	SR4	10/10/2014 13:36	28.81	88.1	5.74	2.5	SR4	10/10/2014 19:36	28.64	88.5	5.79	5.5
SR4	10/10/2014 1:41	28.53	86.8	5.68	3.4	SR4	10/10/2014 7:41	28.53	88.2	5.78	8.8	SR4	10/10/2014 13:41	28.80	89.9	5.86	3.1	SR4	10/10/2014 19:41	28.64	88.3	5.77	5.2
SR4	10/10/2014 1:46	28.54	87.3	5.71	3.9	SR4	10/10/2014 7:46	28.53	88.0	5.76	8.2	SR4	10/10/2014 13:46	28.81	89.7	5.85	3.6	SR4	10/10/2014 19:46	28.65	88.6	5.79	5.5
SR4	10/10/2014 1:51	28.54	86.7	5.67	3.6	SR4	10/10/2014 7:51	28.53	87.8	5.75	8.8	SR4	10/10/2014 13:51	28.82	90.1	5.87	3.4	SR4	10/10/2014 19:51	28.64	87.9	5.74	4.5
SR4	10/10/2014 1:56	28.53	86.2	5.64	3.3	SR4	10/10/2014 7:56	28.53	88.1	5.77	8.7	SR4	10/10/2014 13:56	28.83	90.1	5.87	3.2	SR4	10/10/2014 19:56	28.64	87.9	5.74	5.4
SR4	10/10/2014 2:01	28.53	86.1	5.64	3.4	SR4	10/10/2014 8:01	28.53	87.8	5.75	8.7	SR4	10/10/2014 14:01	28.82	90.2	5.88	2.9	SR4	10/10/2014 20:01	28.64	88.3	5.77	5.7
SR4	10/10/2014 2:06	28.53	85.2	5.59	3.3	SR4	10/10/2014 8:06	28.54	87.7	5.74	9.7	SR4	10/10/2014 14:06	28.84	89.7	5.84	3.1	SR4	10/10/2014 20:06	28.64	87.7	5.73	7.1
SR4	10/10/2014 2:11	28.53	84.6	5.54	3.5	SR4	10/10/2014 8:11	28.54	88.0	5.76	9.6	SR4	10/10/2014 14:11	28.82	89.9	5.86	2.6	SR4	10/10/2014 20:11	28.64	87.1	5.69	6.7
SR4	10/10/2014 2:16	28.53	84.2	5.52	1.9	SR4	10/10/2014 8:16	28.54	87.5	5.73	8.4	SR4	10/10/2014 14:16	28.84	90.4	5.89	2.9	SR4	10/10/2014 20:16	28.63	87.4	5.71	6.3
SR4	10/10/2014 2:21	28.49	82.3	5.40	2.4	SR4	10/10/2014 8:21	28.54	87.3	5.71	8.2	SR4	10/10/2014 14:21	28.85	90.5	5.90	4.5	SR4	10/10/2014 20:21	28.63	87.1	5.69	4.9
SR4	10/10/2014 2:26	28.48	81.6	5.35	2.3	SR4	10/10/2014 8:26	28.54	87.1	5.69	9.4	SR4	10/10/2014 14:26	28.85	90.5	5.90	3.2	SR4	10/10/2014 20:26	28.63	86.9	5.68	6.6
SR4	10/10/2014 2:31	28.52	84.5	5.53	3.3	SR4	10/10/2014 8:31	28.55	87.4	5.72	8.7	SR4	10/10/2014 14:31	28.87	90.3	5.89	2.4	SR4	10/10/2014 20:31	28.63	86.7	5.66	5.8
SR4	10/10/2014 2:36	28.52	83.7	5.48	3.0	SR4	10/10/2014 8:36	28.55	87.6	5.73	**10.4**	SR4	10/10/2014 14:36	28.88	90.3	5.88	3.1	SR4	10/10/2014 20:36	28.64	86.8	5.67	5.0
SR4	10/10/2014 2:41	28.51	82.9	5.43	2.5	SR4	10/10/2014 8:41	28.55	87.6	5.73	7.8	SR4	10/10/2014 14:41	28.86	90.0	5.86	3.7	SR4	10/10/2014 20:41	28.64	87.0	5.68	5.4
SR4	10/10/2014 2:46	28.52	81.8	5.36	2.2	SR4	10/10/2014 8:46	28.55	87.3	5.71	8.1	SR4	10/10/2014 14:46	28.87	90.0	5.87	3.8	SR4	10/10/2014 20:46	28.64	87.2	5.70	7.4
SR4	10/10/2014 2:51	28.52	82.8	5.43	2.6	SR4	10/10/2014 8:51	28.55	86.6	5.67	9.2	SR4	10/10/2014 14:51	28.88	89.9	5.86	2.9	SR4	10/10/2014 20:51	28.64	86.5	5.65	5.2
SR4	10/10/2014 2:56	28.52	82.7	5.42	3.6	SR4	10/10/2014 8:56	28.55	86.7	5.67	8.5	SR4	10/10/2014 14:56	28.93	88.7	5.78	2.9	SR4	10/10/2014 20:56	28.64	86.6	5.65	5.3
SR4	10/10/2014 3:01	28.52	82.8	5.43	3.2	SR4	10/10/2014 9:01	28.56	87.5	5.72	7.8	SR4	10/10/2014 15:01	28.91	88.1	5.74	2.1	SR4	10/10/2014 21:01	28.64	86.3	5.63	5.2
SR4	10/10/2014 3:06	28.53	82.0	5.37	3.6	SR4	10/10/2014 9:06	28.57	87.3	5.70	6.9	SR4	10/10/2014 15:06	28.88	88.7	5.78	2.8	SR4	10/10/2014 21:06	28.62	86.7	5.66	4.6
SR4	10/10/2014 3:11	28.55	82.9	5.43	3.7	SR4	10/10/2014 9:11	28.57	87.6	5.73	6.7	SR4	10/10/2014 15:11	28.85	88.0	5.74	3.1	SR4	10/10/2014 21:11	28.62	86.3	5.64	3.9
SR4	10/10/2014 3:16	28.56	82.9	5.43	2.7	SR4	10/10/2014 9:16	28.57	87.6	5.73	6.9	SR4	10/10/2014 15:16	28.88	88.0	5.74	2.5	SR4	10/10/2014 21:16	28.61	86.7	5.66	5.5
SR4	10/10/2014 3:21	28.57	84.5	5.53	4.5	SR4	10/10/2014 9:21	28.56	87.4	5.71	6.3	SR4	10/10/2014 15:21	28.88	87.6	5.71	2.4	SR4	10/10/2014 21:21	28.61	86.4	5.64	4.3
SR4	10/10/2014 3:26	28.57	83.9	5.49	5.4	SR4	10/10/2014 9:26	28.56	87.3	5.71	6.2	SR4	10/10/2014 15:26	28.85	87.3	5.69	3.1	SR4	10/10/2014 21:26	28.61	85.9	5.60	5.7
SR4	10/10/2014 3:31	28.57	84.8	5.55	5.5	SR4	10/10/2014 9:31	28.56	86.8	5.68	6.9	SR4	10/10/2014 15:31	28.83	86.9	5.67	3.0	SR4	10/10/2014 21:31	28.62	86.3	5.63	4.5
SR4	10/10/2014 3:36	28.58	85.9	5.62	5.6	SR4	10/10/2014 9:36	28.56	87.1	5.69	6.3	SR4	10/10/2014 15:36	28.81	87.0	5.68	4.2	SR4	10/10/2014 21:36	28.62	86.7	5.66	6.6
SR4	10/10/2014 3:41	28.58	84.5	5.53	5.7	SR4	10/10/2014 9:41	28.57	87.1	5.69	5.7	SR4	10/10/2014 15:41	28.81	88.2	5.75	4.4	SR4	10/10/2014 21:41	28.63	85.7	5.59	4.3
SR4	10/10/2014 3:46	28.58	86.1	5.63	6.8	SR4	10/10/2014 9:46	28.57	87.3	5.71	7.5	SR4	10/10/2014 15:46	28.78	88.1	5.75	5.1	SR4	10/10/2014 21:46	28.63	86.1	5.61	4.9
SR4	10/10/2014 3:51	28.58	86.0	5.63	6.0	SR4	10/10/2014 9:51	28.57	86.6	5.66	5.9	SR4	10/10/2014 15:51	28.77	88.5	5.78	4.9	SR4	10/10/2014 21:51	28.63	85.8	5.60	5.4
SR4	10/10/2014 3:56	28.58	86.0	5.63	4.4	SR4	10/10/2014 9:56	28.57	86.4	5.65	4.8	SR4	10/10/2014 15:56	28.74	89.1	5.82	5.9	SR4	10/10/2014 21:56	28.63	85.3	5.57	4.1
SR4	10/10/2014 4:01	28.58	87.0	5.69	4.9	SR4	10/10/2014 10:01	28.56	85.1	5.56	7.1	SR4	10/10/2014 16:01	28.74	88.8	5.80	5.0	SR4	10/10/2014 22:01	28.63	86.2	5.63	5.8
SR4	10/10/2014 4:06	28.57	86.0	5.63	4.9	SR4	10/10/2014 10:06	28.56	86.3	5.64	9.1	SR4	10/10/2014 16:06	28.73	88.5	5.78	6.4	SR4	10/10/2014 22:06	28.62	86.8	5.67	5.1
SR4	10/10/2014 4:11	28.57	86.7	5.67	5.4	SR4	10/10/2014 10:11	28.56	85.4	5.58	9.3	SR4	10/10/2014 16:11	28.72	88.7	5.79	8.1	SR4	10/10/2014 22:11	28.62	87.3	5.70	7.1
SR4	10/10/2014 4:16	28.57	86.3	5.64	6.3	SR4	10/10/2014 10:16	28.57	87.3	5.70	6.9	SR4	10/10/2014 16:16	28.71	88.8	5.80	7.4	SR4	10/10/2014 22:16	28.61	86.9	5.68	4.7
SR4	10/10/2014 4:21	28.57	85.6	5.60	3.8	SR4	10/10/2014 10:21	28.58	87.1	5.69	9.4	SR4	10/10/2014 16:21	28.71	88.5	5.78	7.6	SR4	10/10/2014 22:21	28.60	87.4	5.71	4.1
SR4	10/10/2014 4:26	28.56	85.2	5.57	3.9	SR4	10/10/2014 10:26	28.58	87.1	5.69	8.0	SR4	10/10/2014 16:26	28.71	88.9	5.81	6.5	SR4	10/10/2014 22:26	28.60	87.4	5.71	4.5
SR4	10/10/2014 4:31	28.56	86.4	5.65	6.0	SR4	10/10/2014 10:31	28.58	87.1	5.69	8.8	SR4	10/10/2014 16:31	28.71	88.8	5.79	6.0	SR4	10/10/2014 22:31	28.60	88.3	5.77	5.4
SR4	10/10/2014 4:36	28.57	86.7	5.66	6.3	SR4	10/10/2014 10:36	28.59	87.2	5.70	7.6	SR4	10/10/2014 16:36	28.72	88.6	5.78	6.0	SR4	10/10/2014 22:36	28.60	87.7	5.74	3.8
SR4	10/10/2014 4:41	28.52	86.4	5.65	4.3	SR4	10/10/2014 10:41	28.59	87.2	5.70	7.5	SR4	10/10/2014 16:41	28.71	88.6	5.78	7.6	SR4	10/10/2014 22:41	28.59	88.7	5.80	4.6
SR4	10/10/2014 4:46	28.52	85.9	5.62	4.5	SR4	10/10/2014 10:46	28.59	86.8	5.67	7.4	SR4	10/10/2014 16:46	28.71	88.6	5.78	6.9	SR4	10/10/2014 22:46	28.60	88.0	5.74	4.6
SR4	10/10/2014 4:51	28.53	85.9	5.62	4.4	SR4	10/10/2014 10:51	28.59	86.5	5.65	9.4	SR4	10/10/2014 16:51	28.71	88.4	5.77	6.4	SR4	10/10/2014 22:51	28.59	88.0	5.74	4.6
SR4	10/10/2014 4:56	28.53	86.3	5.64	5.2	SR4	10/10/2014 10:56	28.59	86.7	5.66	9.3	SR4	10/10/2014 16:56	28.71	88.7	5.79	7.6	SR4	10/10/2014 22:56	28.59	87.3	5.70	3.7
SR4	10/10/2014 5:01	28.53	86.5	5.66	4.9	SR4	10/10/2014 11:01	28.59	87.1	5.69	6.6	SR4	10/10/2014 17:01	28.70	88.7	5.79	7.1	SR4	10/10/2014 23:01	28.58	87.7	5.73	3.7
SR4	10/10/2014 5:06	28.52	85.6	5.60	3.9	SR4	10/10/2014 11:06	28.60	86.8	5.67	5.3	SR4	10/10/2014 17:06	28.70	88.8	5.80	5.8	SR4	10/10/2014 23:06	28.58	87.8	5.73	3.9
SR4	10/10/2014 5:11	28.51	85.6	5.61	3.6	SR4	10/10/2014 11:11	28.59	86.8	5.67	6.1	SR4	10/10/2014 17:11	28.71	89.3	5.83	5.3	SR4	10/10/2014 23:11	28.59	87.6	5.72	4.2
SR4	10/10/2014 5:16	28.51	85.8	5.62	4.3	SR4	10/10/2014 11:16	28.60	86.9	5.68	6.1	SR4	10/10/2014 17:16	28.71	88.8	5.79	4.6	SR4	10/10/2014 23:16	28.59	87.5	5.71	4.6
SR4	10/10/2014 5:21	28.48	86.2	5.66	4.3	SR4	10/10/2014 11:21	28.60	86.9	5.68	5.4	SR4	10/10/2014 17:21	28.70	89.2	5.82	6.1	SR4	10/10/2014 23:21	28.59	87.1	5.69	3.5
SR4	10/10/2014 5:26	28.50	87.8	5.76	5.5	SR4	10/10/2014 11:26	28.60	87.3	5.70	4.9	SR4	10/10/2014 17:26	28.70	89.4	5.83	5.2	SR4	10/10/2014 23:26	28.57	88.6	5.78	4.0
SR4	10/10/2014 5:31	28.50	88.0	5.78	4.5	SR4	10/10/2014 11:31	28.60	87.7	5.72	4.2	SR4	10/10/2014 17:31	28.70	89.0	5.81	4.5	SR4	10/10/2014 23:31	28.57	88.1	5.76	4.3
SR4	10/10/2014 5:36	28.50	88.2	5.78	5.1	SR4	10/10/2014 11:36	28.61	87.6	5.71	4.0	SR4	10/10/2014 17:36	28.69	89.2	5.82	3.8	SR4	10/10/2014 23:36	28.58	87.8	5.74	4.0
SR4	10/10/2014 5:41	28.49	87.7	5.76	4.5	SR4	10/10/2014 11:41	28.62	88.1	5.75	4.5	SR4	10/10/2014 17:41	28.69	88.9	5.81	4.3	SR4	10/10/2014 23:41	28.58	87.6	5.72	3.6
SR4	10/10/2014 5:46	28.46	87.0	5.72	3.8	SR4	10/10/2014 11:46	28.63	87.5	5.71	3.9	SR4	10/10/2014 17:46	28.70	88.8	5.80	4.4	SR4	10/10/2014 23:46	28.58	88.0	5.74	3.7
SR4	10/10/2014 5:51	28.47	87.1	5.72	3.7	SR4	10/10/2014 11:51	28.63	86.9	5.67	4.1	SR4	10/10/2014 17:51	28.68	88.8	5.80	3.7	SR4	10/10/2014 23:51	28.58	87.7	5.72	3.9
SR4	10/10/2014 5:56	28.47	86.1	5.66	4.4	SR4	10/10/2014 11:56	28.65	87.4	5.70	4.7	SR4	10/10/2014 17:56	28.69	88.6	5.78	4.6	SR4	10/10/2014 23:56	28.58	87.1	5.69	4.0

Station	Timestamp	Temp (° C)	DO (%)	DO (mg/L)	Tur (NTU)	Station	Timestamp	Temp (° C)	DO (%)	DO (mg/L)	Tur (NTU)	Station	Timestamp	Temp (° C)	DO (%)	DO (mg/L)	Tur (NTU)	Station	Timestamp	Temp (°C)	DO (%)	DO (mg/L)	Tur (NTU)
SR5	10/10/2014 0:00	28.73	76.9	**4.98**	6.5	SR5	10/10/2014 6:00	28.58	78.3	**5.15**	**8.4**	SR5	10/10/2014 12:00	28.66	74.3	**4.82**	7.8	SR5	10/10/2014 18:00	28.78	83.0	5.43	2.7
SR5	10/10/2014 0:05	28.72	76.8	**4.98**	5.6	SR5	10/10/2014 6:05	28.61	78.3	**5.15**	**9.6**	SR5	10/10/2014 12:05	28.66	74.0	**4.80**	7.4	SR5	10/10/2014 18:05	28.80	82.0	**5.36**	3.3
SR5	10/10/2014 0:10	28.72	77.1	**5.00**	6.4	SR5	10/10/2014 6:10	28.59	78.4	**5.15**	**9.1**	SR5	10/10/2014 12:10	28.66	74.9	**4.86**	**9.1**	SR5	10/10/2014 18:10	28.81	82.0	**5.36**	3.8
SR5	10/10/2014 0:15	28.71	77.3	**5.02**	5.8	SR5	10/10/2014 6:15	28.60	78.6	**5.17**	**8.9**	SR5	10/10/2014 12:15	28.67	74.4	**4.83**	7.0	SR5	10/10/2014 18:15	28.80	81.2	**5.31**	3.7
SR5	10/10/2014 0:20	28.70	77.6	**5.04**	5.7	SR5	10/10/2014 6:20	28.58	77.6	**5.11**	**8.6**	SR5	10/10/2014 12:20	28.70	77.0	**5.01**	5.2	SR5	10/10/2014 18:20	28.78	80.9	**5.30**	4.1
SR5	10/10/2014 0:25	28.70	77.5	**5.03**	5.5	SR5	10/10/2014 6:25	28.56	77.5	**5.10**	**8.4**	SR5	10/10/2014 12:25	28.65	77.4	**5.03**	6.6	SR5	10/10/2014 18:25	28.76	81.5	**5.33**	3.1
SR5	10/10/2014 0:30	28.69	77.3	**5.02**	4.9	SR5	10/10/2014 6:30	28.57	78.8	**5.18**	**8.1**	SR5	10/10/2014 12:30	28.65	77.8	**5.06**	5.9	SR5	10/10/2014 18:30	28.78	81.3	**5.31**	3.6
SR5	10/10/2014 0:35	28.71	77.6	**5.04**	6.0	SR5	10/10/2014 6:35	28.59	78.6	**5.17**	**8.4**	SR5	10/10/2014 12:35	28.65	77.7	**5.05**	6.0	SR5	10/10/2014 18:35	28.77	81.0	**5.29**	4.1
SR5	10/10/2014 0:40	28.70	77.3	**5.02**	5.2	SR5	10/10/2014 6:40	28.60	78.4	**5.15**	**9.3**	SR5	10/10/2014 12:40	28.66	77.7	**5.06**	6.1	SR5	10/10/2014 18:40	28.77	80.2	**5.24**	3.6
SR5	10/10/2014 0:45	28.71	77.4	**5.03**	5.4	SR5	10/10/2014 6:45	28.61	78.6	**5.16**	**8.3**	SR5	10/10/2014 12:45	28.66	78.0	**5.07**	6.2	SR5	10/10/2014 18:45	28.76	80.7	**5.27**	3.9
SR5	10/10/2014 0:50	28.71	77.4	**5.03**	5.4	SR5	10/10/2014 6:50	28.60	78.4	**5.15**	**8.4**	SR5	10/10/2014 12:50	28.66	77.5	**5.04**	6.2	SR5	10/10/2014 18:50	28.76	79.5	**5.19**	4.7
SR5	10/10/2014 0:55	28.72	77.2	**5.01**	5.5	SR5	10/10/2014 6:55	28.57	77.4	**5.09**	**8.1**	SR5	10/10/2014 12:55	28.67	77.4	**5.04**	5.4	SR5	10/10/2014 18:55	28.76	79.0	**5.16**	4.1
SR5	10/10/2014 1:00	28.71	77.4	**5.03**	5.7	SR5	10/10/2014 7:00	28.59	77.8	**5.11**	7.9	SR5	10/10/2014 13:00	28.67	77.5	**5.04**	5.1	SR5	10/10/2014 19:00	28.76	79.3	**5.18**	4.3
SR5	10/10/2014 1:05	28.73	77.5	**5.04**	5.7	SR5	10/10/2014 7:05	28.58	76.4	**5.02**	7.5	SR5	10/10/2014 13:05	28.68	77.4	**5.03**	5.5	SR5	10/10/2014 19:05	28.77	79.3	**5.18**	4.2
SR5	10/10/2014 1:10	28.73	77.3	**5.02**	7.0	SR5	10/10/2014 7:10	28.58	76.5	**5.03**	**8.1**	SR5	10/10/2014 13:10	28.67	77.3	**5.03**	5.8	SR5	10/10/2014 19:10	28.74	78.9	**5.15**	5.8
SR5	10/10/2014 1:15	28.70	77.6	**5.05**	5.6	SR5	10/10/2014 7:15	28.58	76.8	**5.05**	**8.7**	SR5	10/10/2014 13:15	28.67	77.7	**5.05**	**8.3**	SR5	10/10/2014 19:15	28.75	78.2	**5.11**	4.6
SR5	10/10/2014 1:20	28.66	77.8	**5.07**	5.4	SR5	10/10/2014 7:20	28.58	77.0	**5.05**	**9.6**	SR5	10/10/2014 13:20	28.69	77.8	**5.06**	6.6	SR5	10/10/2014 19:20	28.76	78.3	**5.11**	4.9
SR5	10/10/2014 1:25	28.50	78.9	**5.16**	4.7	SR5	10/10/2014 7:25	28.56	76.7	**5.04**	**8.8**	SR5	10/10/2014 13:25	28.68	77.5	**5.04**	6.8	SR5	10/10/2014 19:25	28.74	76.7	**5.02**	4.1
SR5	10/10/2014 1:30	28.58	78.8	**5.14**	5.9	SR5	10/10/2014 7:30	28.56	76.5	**5.03**	7.2	SR5	10/10/2014 13:30	28.69	77.5	**5.04**	6.1	SR5	10/10/2014 19:30	28.75	77.1	**5.04**	5.2
SR5	10/10/2014 1:35	28.55	79.1	**5.17**	5.4	SR5	10/10/2014 7:35	28.52	77.1	**5.07**	6.7	SR5	10/10/2014 13:35	28.72	78.2	**5.08**	4.7	SR5	10/10/2014 19:35	28.73	77.1	**5.03**	5.3
SR5	10/10/2014 1:40	28.44	80.0	**5.25**	5.0	SR5	10/10/2014 7:40	28.56	76.6	**5.03**	**8.5**	SR5	10/10/2014 13:40	28.71	78.0	**5.07**	5.0	SR5	10/10/2014 19:40	28.73	77.3	**5.04**	5.8
SR5	10/10/2014 1:45	28.56	78.8	**5.16**	5.6	SR5	10/10/2014 7:45	28.56	76.4	**5.02**	7.8	SR5	10/10/2014 13:45	28.70	77.8	**5.06**	4.6	SR5	10/10/2014 19:45	28.71	77.4	**5.04**	7.3
SR5	10/10/2014 1:50	28.53	78.8	**5.16**	5.7	SR5	10/10/2014 7:50	28.57	76.0	**4.98**	**8.0**	SR5	10/10/2014 13:50	28.70	77.8	**5.06**	5.0	SR5	10/10/2014 19:50	28.71	77.7	**5.06**	6.9
SR5	10/10/2014 1:55	28.56	78.9	**5.16**	6.7	SR5	10/10/2014 7:55	28.58	76.1	**4.99**	7.6	SR5	10/10/2014 13:55	28.72	77.8	**5.06**	6.0	SR5	10/10/2014 19:55	28.71	77.1	**5.03**	5.1
SR5	10/10/2014 2:00	28.58	78.7	**5.15**	6.4	SR5	10/10/2014 8:00	28.59	76.1	**4.99**	**8.6**	SR5	10/10/2014 14:00	28.69	77.6	**5.05**	6.6	SR5	10/10/2014 20:00	28.70	77.5	**5.05**	5.5
SR5	10/10/2014 2:05	28.64	78.0	**5.09**	**8.6**	SR5	10/10/2014 8:05	28.57	76.6	**5.02**	7.2	SR5	10/10/2014 14:05	28.69	77.6	**5.05**	6.4	SR5	10/10/2014 20:05	28.70	77.5	**5.04**	6.6
SR5	10/10/2014 2:10	28.64	77.9	**5.08**	**8.7**	SR5	10/10/2014 8:10	28.48	75.7	**4.98**	5.9	SR5	10/10/2014 14:10	28.69	77.6	**5.05**	6.6	SR5	10/10/2014 20:10	28.70	77.3	**5.02**	7.6
SR5	10/10/2014 2:15	28.64	78.2	**5.11**	6.5	SR5	10/10/2014 8:15	28.57	76.4	**5.01**	6.8	SR5	10/10/2014 14:15	28.69	77.8	**5.06**	6.3	SR5	10/10/2014 20:15	28.70	76.9	**5.00**	**10.4**
SR5	10/10/2014 2:20	28.62	78.6	**5.14**	5.7	SR5	10/10/2014 8:20	28.60	76.1	**4.97**	7.4	SR5	10/10/2014 14:20	28.69	77.9	**5.07**	6.7	SR5	10/10/2014 20:20	28.70	76.7	**4.99**	**9.0**
SR5	10/10/2014 2:25	28.62	78.6	**5.14**	5.9	SR5	10/10/2014 8:25	28.61	75.8	**4.95**	**8.8**	SR5	10/10/2014 14:25	28.71	77.8	**5.06**	6.2	SR5	10/10/2014 20:25	28.70	76.4	**4.96**	**9.6**
SR5	10/10/2014 2:30	28.57	79.2	**5.19**	6.2	SR5	10/10/2014 8:30	28.63	76.2	**4.97**	**9.4**	SR5	10/10/2014 14:30	28.71	77.8	**5.06**	6.3	SR5	10/10/2014 20:30	28.70	76.1	**4.95**	7.2
SR5	10/10/2014 2:35	28.56	79.9	**5.24**	7.8	SR5	10/10/2014 8:35	28.62	76.1	**4.97**	**8.1**	SR5	10/10/2014 14:35	28.71	78.6	**5.12**	5.7	SR5	10/10/2014 20:35	28.69	76.5	**4.98**	6.7
SR5	10/10/2014 2:40	28.56	79.5	**5.21**	6.8	SR5	10/10/2014 8:40	28.62	75.6	**4.94**	**9.1**	SR5	10/10/2014 14:40	28.73	78.7	**5.13**	5.2	SR5	10/10/2014 20:40	28.69	75.9	**4.94**	7.6
SR5	10/10/2014 2:45	28.56	79.5	**5.21**	7.5	SR5	10/10/2014 8:45	28.63	75.5	**4.93**	**11.0**	SR5	10/10/2014 14:45	28.74	79.1	**5.15**	5.6	SR5	10/10/2014 20:45	28.69	75.7	**4.92**	**8.1**
SR5	10/10/2014 2:50	28.55	79.6	**5.22**	7.4	SR5	10/10/2014 8:50	28.63	75.5	**4.92**	**10.7**	SR5	10/10/2014 14:50	28.75	79.7	**5.19**	4.5	SR5	10/10/2014 20:50	28.70	75.9	**4.94**	7.7
SR5	10/10/2014 2:55	28.44	80.8	**5.32**	6.5	SR5	10/10/2014 8:55	28.64	75.9	**4.95**	**10.7**	SR5	10/10/2014 14:55	28.78	80.5	**5.24**	4.6	SR5	10/10/2014 20:55	28.70	75.7	**4.92**	**8.5**
SR5	10/10/2014 3:00	28.47	80.5	**5.30**	6.9	SR5	10/10/2014 9:00	28.61	74.9	**4.89**	6.8	SR5	10/10/2014 15:00	28.79	80.6	**5.25**	4.5	SR5	10/10/2014 21:00	28.70	76.1	**4.94**	**10.0**
SR5	10/10/2014 3:05	28.50	80.3	**5.29**	7.2	SR5	10/10/2014 9:05	28.64	75.4	**4.92**	**9.1**	SR5	10/10/2014 15:05	28.81	82.2	**5.36**	3.5	SR5	10/10/2014 21:05	28.70	75.8	**4.92**	**8.5**
SR5	10/10/2014 3:10	28.52	80.4	**5.30**	7.3	SR5	10/10/2014 9:10	28.65	75.3	**4.91**	**9.8**	SR5	10/10/2014 15:10	28.82	81.6	**5.32**	4.9	SR5	10/10/2014 21:10	28.70	76.7	**4.97**	**11.4**
SR5	10/10/2014 3:15	28.52	80.5	**5.30**	7.2	SR5	10/10/2014 9:15	28.64	75.4	**4.91**	**8.5**	SR5	10/10/2014 15:15	28.81	81.5	**5.31**	3.7	SR5	10/10/2014 21:15	28.69	76.7	**4.97**	**11.4**
SR5	10/10/2014 3:20	28.57	80.1	**5.27**	**8.0**	SR5	10/10/2014 9:20	28.64	75.6	**4.93**	**8.2**	SR5	10/10/2014 15:20	28.83	82.9	5.40	3.5	SR5	10/10/2014 21:20	28.70	76.5	**4.96**	**9.6**
SR5	10/10/2014 3:25	28.57	80.0	**5.26**	**8.0**	SR5	10/10/2014 9:25	28.65	75.3	**4.91**	**9.7**	SR5	10/10/2014 15:25	28.83	82.4	**5.38**	4.3	SR5	10/10/2014 21:25	28.70	75.4	**4.89**	**8.4**
SR5	10/10/2014 3:30	28.60	79.8	**5.24**	**9.0**	SR5	10/10/2014 9:30	28.65	75.0	**4.88**	**9.6**	SR5	10/10/2014 15:30	28.82	82.7	5.39	4.0	SR5	10/10/2014 21:30	28.70	76.3	**4.95**	**9.8**
SR5	10/10/2014 3:35	28.60	79.6	**5.23**	**8.1**	SR5	10/10/2014 9:35	28.66	74.9	**4.88**	**11.1**	SR5	10/10/2014 15:35	28.84	82.5	5.39	2.5	SR5	10/10/2014 21:35	28.70	76.1	**4.93**	**9.3**
SR5	10/10/2014 3:40	28.63	79.4	**5.21**	**9.8**	SR5	10/10/2014 9:40	28.66	74.5	**4.85**	**10.2**	SR5	10/10/2014 15:40	28.85	82.4	**5.38**	3.2	SR5	10/10/2014 21:40	28.70	76.3	**4.95**	**9.2**
SR5	10/10/2014 3:45	28.64	79.2	**5.20**	**9.3**	SR5	10/10/2014 9:45	28.66	74.3	**4.84**	**9.9**	SR5	10/10/2014 15:45	28.88	83.2	5.43	3.2	SR5	10/10/2014 21:45	28.70	76.4	**4.95**	**8.7**
SR5	10/10/2014 3:50	28.67	79.8	**5.24**	**8.9**	SR5	10/10/2014 9:50	28.66	74.0	**4.82**	**8.9**	SR5	10/10/2014 15:50	28.89	83.7	5.46	2.6	SR5	10/10/2014 21:50	28.70	76.3	**4.94**	**8.2**
SR5	10/10/2014 3:55	28.64	79.0	**5.18**	**9.8**	SR5	10/10/2014 9:55	28.66	74.1	**4.82**	**10.2**	SR5	10/10/2014 15:55	28.86	83.4	5.45	3.5	SR5	10/10/2014 21:55	28.70	75.9	**4.92**	**8.3**
SR5	10/10/2014 4:00	28.64	79.9	**5.24**	**9.8**	SR5	10/10/2014 10:00	28.66	73.4	**4.77**	**8.7**	SR5	10/10/2014 16:00	28.92	84.0	5.48	2.6	SR5	10/10/2014 22:00	28.70	75.9	**4.92**	7.4
SR5	10/10/2014 4:05	28.65	79.6	**5.23**	**9.1**	SR5	10/10/2014 10:05	28.66	73.3	**4.77**	7.6	SR5	10/10/2014 16:05	28.89	83.5	5.45	2.9	SR5	10/10/2014 22:05	28.70	75.6	**4.90**	7.8
SR5	10/10/2014 4:10	28.65	79.9	**5.25**	**9.1**	SR5	10/10/2014 10:10	28.66	73.4	**4.78**	7.9	SR5	10/10/2014 16:10	28.90	84.2	5.49	2.5	SR5	10/10/2014 22:10	28.69	75.7	**4.90**	7.8
SR5	10/10/2014 4:15	28.63	79.8	**5.24**	**8.3**	SR5	10/10/2014 10:15	28.66	73.2	**4.76**	7.6	SR5	10/10/2014 16:15	28.92	84.2	5.50	2.3	SR5	10/10/2014 22:15	28.69	74.9	**4.85**	7.6
SR5	10/10/2014 4:20	28.63	79.1	**5.19**	**9.6**	SR5	10/10/2014 10:20	28.66	72.5	**4.72**	7.9	SR5	10/10/2014 16:20	28.88	85.0	5.55	2.6	SR5	10/10/2014 22:20	28.70	76.2	**4.94**	7.7
SR5	10/10/2014 4:25	28.60	80.3	**5.28**	**9.3**	SR5	10/10/2014 10:25	28.66	73.4	**4.78**	**8.6**	SR5	10/10/2014 16:25	28.87	84.6	5.52	3.0	SR5	10/10/2014 22:25	28.70	77.0	**4.99**	6.9
SR5	10/10/2014 4:30	28.62	79.8	**5.24**	**10.4**	SR5	10/10/2014 10:30	28.66	73.6	**4.79**	**8.8**	SR5	10/10/2014 16:30	28.88	84.0	5.49	2.8	SR5	10/10/2014 22:30	28.70	76.8	**4.98**	6.7
SR5	10/10/2014 4:35	28.62	80.2	**5.27**	**10.3**	SR5	10/10/2014 10:35	28.66	74.0	**4.81**	**9.4**	SR5	10/10/2014 16:35	28.85	84.1	5.50	3.0	SR5	10/10/2014 22:35	28.70	76.0	**4.93**	**8.1**
SR5	10/10/2014 4:40	28.62	80.1	**5.27**	**10.4**	SR5	10/10/2014 10:40	28.66	74.3	**4.83**	**9.5**	SR5	10/10/2014 16:40	28.85	83.8	5.48	3.3	SR5	10/10/2014 22:40	28.70	76.4	**4.95**	7.4
SR5	10/10/2014 4:45	28.63	80.2	**5.27**	**10.2**	SR5	10/10/2014 10:45	28.65	74.0	**4.81**	**10.8**	SR5	10/10/2014 16:45	28.79	83.3	5.45	4.0	SR5	10/10/2014 22:45	28.70	76.1	**4.93**	6.7
SR5	10/10/2014 4:50	28.63	80.1	**5.27**	**10.7**	SR5	10/10/2014 10:50	28.65	73.7	**4.79**	**8.9**	SR5	10/10/2014 16:50	28.77	82.9	5.43	4.3	SR5	10/10/2014 22:50	28.70	75.5	**4.89**	6.5
SR5	10/10/2014 4:55	28.63	79.5	**5.23**	**11.0**	SR5	10/10/2014 10:55	28.65	73.5	**4.78**	**9.5**	SR5	10/10/2014 16:55	28.78	82.6	5.41	3.8	SR5	10/10/2014 22:55	28.70	76.0	**4.93**	6.2
SR5	10/10/2014 5:00	28.65	79.9	**5.25**	**11.2**	SR5	10/10/2014 11:00	28.65	73.3	**4.76**	**9.0**	SR5	10/10/2014 17:00	28.77	83.1	5.44	3.8	SR5	10/10/2014 23:00	28.70	74.9	**4.85**	6.2
SR5	10/10/2014 5:05	28.65	79.9	**5.25**	**11.5**	SR5	10/10/2014 11:05	28.65	73.7	**4.79**	**9.7**	SR5	10/10/2014 17:05	28.78	82.9	5.42	4.3	SR5	10/10/2014 23:05	28.70	75.4	**4.88**	6.1
SR5	10/10/2014 5:10	28.64	79.3	**5.21**	**10.9**	SR5	10/10/2014 11:10	28.66	73.2	**4.76**	**8.8**	SR5	10/10/2014 17:10	28.78	82.8	5.42	3.6	SR5	10/10/2014 23:10	28.70	76.0	**4.92**	6.3
SR5	10/10/2014 5:15	28.61	79.9	**5.25**	**10.0**	SR5	10/10/2014 11:15	28.66	72.7	**4.73**	**9.2**	SR5	10/10/2014 17:15	28.80	83.0	5.43	3.4	SR5	10/10/2014 23:15	28.70	72.5	**4.70**	5.6
SR5	10/10/2014 5:20	28.62	80.0	**5.26**	**10.2**	SR5	10/10/2014 11:20	28.66	72.9	**4.74**	**8.7**	SR5	10/10/2014 17:20	28.80	82.6	5.40	4.8	SR5	10/10/2014 23:20	28.69	72.7	**4.71**	6.0
SR5	10/10/2014 5:25	28.61	79.9	**5.25**	**9.7**	SR5	10/10/2014 11:25	28.65	73.5	**4.77**	**8.4**	SR5	10/10/2014 17:25	28.81	83.2	5.44	3.3	SR5	10/10/2014 23:25	28.70	73.9	**4.78**	5.5
SR5	10/10/2014 5:30	28.62	79.8	**5.25**	**9.8**	SR5	10/10/2014 11:30	28.66	73.2	**4.75**	7.6	SR5	10/10/2014 17:30	28.80	83.1	5.44	3.0	SR5	10/10/2014 23:30	28.70	74.4	**4.82**	5.6
SR5	10/10/2014 5:35	28.60	79.8	**5.25**	**10.4**	SR5	10/10/2014 11:35	28.66	73.3	**4.76**	7.3	SR5	10/10/2014 17:35	28.81	82.6	5.40	3.5	SR5	10/10/2014 23:35	28.70	74.6	**4.83**	6.1
SR5	10/10/2014 5:40	28.60	79.8	**5.25**	**9.5**	SR5	10/10/2014 11:40	28.66	73.3	**4.76**	7.4	SR5	10/10/2014 17:40	28.82	80.7	**5.27**	3.2	SR5	10/10/2014 23:40	28.70	73.9	**4.79**	5.7
SR5	10/10/2014 5:45	28.60	79.8	**5.25**	**9.5**	SR5	10/10/2014 11:45	28.66	73.4	**4.76**	**8.2**	SR5	10/10/2014 17:45	28.82	80.7	**5.28**	3.0	SR5	10/10/2014 23:45	28.70	73.0	**4.73**	4.7
SR5	10/10/2014 5:50	28.60	78.1	**5.14**	**9.6**	SR5	10/10/2014 11:50	28.66	74.2	**4.82**	**8.2**	SR5	10/10/2014 17:50	28.79	81.7	**5.34**	2.9	SR5	10/10/2014 23:50	28.55	75.5	**4.91**	4.6
SR5	10/10/2014 5:55	28.60	78.4	**5.15**	**9.3**	SR5	10/10/2014 11:55	28.66	74.0	**4.80**	**8.8**	SR5	10/10/2014 17:55	28.76	83.7	5.48	2.7	SR5	10/10/2014 23:55	28.63	77.4	**5.02**	6.1

Station	Timestamp	Temp (° C)	DO (%)	DO (mg/L)	Tur (NTU)	Station	Timestamp	Temp (° C)	DO (%)	DO (mg/L)	Tur (NTU)	Station	Timestamp	Temp (° C)	DO (%)	DO (mg/L)	Tur (NTU)	Station	Timestamp	Temp (°C)	DO (%)	DO (mg/L)	Tur (NTU)
SR9	10/10/2014 0:00	29.26	126.2	8.10	2.4	SR9	10/10/2014 6:00	28.97	113.5	7.33	3.0	SR9	10/10/2014 12:00	28.62	110.2	7.14	1.7	SR9	10/10/2014 18:00	27.83	94.4	6.26	1.8
SR9	10/10/2014 0:05	29.25	126.0	8.09	2.0	SR9	10/10/2014 6:05	28.95	113.6	7.34	2.1	SR9	10/10/2014 12:05	28.62	110.2	7.14	1.6	SR9	10/10/2014 18:05	27.82	94.1	6.23	2.0
SR9	10/10/2014 0:10	29.24	126.8	8.13	3.5	SR9	10/10/2014 6:10	28.94	114.6	7.41	2.0	SR9	10/10/2014 12:10	28.61	110.1	7.13	1.7	SR9	10/10/2014 18:10	27.83	94.1	6.22	1.8
SR9	10/10/2014 0:15	29.24	125.9	8.08	2.2	SR9	10/10/2014 6:15	28.94	115.9	7.49	4.7	SR9	10/10/2014 12:15	28.63	111.0	7.19	1.6	SR9	10/10/2014 18:15	27.83	92.6	6.13	2.1
SR9	10/10/2014 0:20	29.24	125.4	8.05	2.7	SR9	10/10/2014 6:20	28.95	116.1	7.50	4.7	SR9	10/10/2014 12:20	28.63	110.6	7.16	2.1	SR9	10/10/2014 18:20	27.83	93.3	6.18	2.0
SR9	10/10/2014 0:25	29.22	124.8	8.01	2.8	SR9	10/10/2014 6:25	28.92	115.5	7.47	**4.9**	SR9	10/10/2014 12:25	28.63	110.3	7.14	1.9	SR9	10/10/2014 18:25	27.81	93.3	6.17	2.1
SR9	10/10/2014 0:30	29.21	124.2	7.97	2.3	SR9	10/10/2014 6:30	28.95	115.6	7.47	0.5	SR9	10/10/2014 12:30	28.65	110.3	7.14	2.0	SR9	10/10/2014 18:30	27.80	93.7	6.19	1.8
SR9	10/10/2014 0:35	29.19	123.8	7.95	2.5	SR9	10/10/2014 6:35	28.94	116.3	7.52	4.6	SR9	10/10/2014 12:35	28.64	109.8	7.11	1.6	SR9	10/10/2014 18:35	27.79	92.6	6.13	1.9
SR9	10/10/2014 0:40	29.19	123.6	7.94	2.5	SR9	10/10/2014 6:40	28.93	115.6	7.47	**5.9**	SR9	10/10/2014 12:40	28.65	111.7	7.23	2.1	SR9	10/10/2014 18:40	27.80	93.4	6.18	1.9
SR9	10/10/2014 0:45	29.18	123.2	7.91	2.5	SR9	10/10/2014 6:45	28.91	117.2	7.58	4.1	SR9	10/10/2014 12:45	28.65	112.9	7.31	2.5	SR9	10/10/2014 18:45	27.80	93.6	6.19	1.6
SR9	10/10/2014 0:50	29.18	123.0	7.90	2.5	SR9	10/10/2014 6:50	28.90	117.8	7.61	2.8	SR9	10/10/2014 12:50	28.64	112.7	7.29	2.8	SR9	10/10/2014 18:50	27.80	92.8	6.14	2.1
SR9	10/10/2014 0:55	29.17	122.4	7.86	2.6	SR9	10/10/2014 6:55	28.89	118.7	7.67	2.4	SR9	10/10/2014 12:55	28.66	112.1	7.25	2.5	SR9	10/10/2014 18:55	27.79	91.7	6.06	1.7
SR9	10/10/2014 1:00	29.17	121.9	7.83	2.8	SR9	10/10/2014 7:00	28.92	117.9	7.62	2.0	SR9	10/10/2014 13:00	28.66	114.5	7.41	2.8	SR9	10/10/2014 19:00	27.79	91.8	6.09	0.4
SR9	10/10/2014 1:05	29.15	121.7	7.82	2.6	SR9	10/10/2014 7:05	28.87	118.8	7.68	2.4	SR9	10/10/2014 13:05	28.68	114.3	7.39	2.8	SR9	10/10/2014 19:05	27.78	92.1	6.09	0.5
SR9	10/10/2014 1:10	29.15	121.5	7.81	2.9	SR9	10/10/2014 7:10	28.89	118.4	7.66	2.0	SR9	10/10/2014 13:10	28.69	112.9	7.31	2.4	SR9	10/10/2014 19:10	27.78	91.6	6.06	0.4
SR9	10/10/2014 1:15	29.14	122.0	7.85	3.0	SR9	10/10/2014 7:15	28.87	118.2	7.64	3.5	SR9	10/10/2014 13:15	28.70	114.7	7.42	2.6	SR9	10/10/2014 19:15	27.78	99.2	6.54	1.3
SR9	10/10/2014 1:20	29.15	123.3	7.92	4.7	SR9	10/10/2014 7:20	28.86	118.4	7.66	2.2	SR9	10/10/2014 13:20	28.70	114.2	7.39	2.6	SR9	10/10/2014 19:20	27.78	92.3	6.09	1.3
SR9	10/10/2014 1:25	29.15	124.5	8.00	2.3	SR9	10/10/2014 7:25	28.85	117.8	7.63	2.7	SR9	10/10/2014 13:25	28.71	112.8	7.29	1.3	SR9	10/10/2014 19:25	27.79	92.3	6.09	1.4
SR9	10/10/2014 1:30	29.15	125.0	8.04	2.2	SR9	10/10/2014 7:30	28.85	116.5	7.54	2.8	SR9	10/10/2014 13:30	28.72	111.8	7.22	1.3	SR9	10/10/2014 19:30	27.78	93.3	6.18	1.6
SR9	10/10/2014 1:35	29.13	125.1	8.05	2.6	SR9	10/10/2014 7:35	28.85	116.6	7.55	2.3	SR9	10/10/2014 13:35	28.73	116.3	7.51	1.4	SR9	10/10/2014 19:35	27.78	93.3	6.17	1.4
SR9	10/10/2014 1:40	29.12	124.9	8.03	1.2	SR9	10/10/2014 7:40	28.83	116.6	7.55	2.5	SR9	10/10/2014 13:40	28.73	117.1	7.56	1.6	SR9	10/10/2014 19:40	27.78	93.7	6.19	1.0
SR9	10/10/2014 1:45	29.11	125.5	8.07	1.3	SR9	10/10/2014 7:45	28.83	116.8	7.56	2.5	SR9	10/10/2014 13:45	28.86	98.5	6.27	1.4	SR9	10/10/2014 19:45	27.77	100.1	6.48	0.8
SR9	10/10/2014 1:50	29.12	125.6	8.06	1.3	SR9	10/10/2014 7:50	28.80	116.5	7.55	2.5	SR9	10/10/2014 13:50	28.87	90.2	**5.75**	1.0	SR9	10/10/2014 19:50	27.77	99.1	6.40	0.9
SR9	10/10/2014 1:55	29.11	126.0	8.10	1.2	SR9	10/10/2014 7:55	28.80	116.2	7.53	2.5	SR9	10/10/2014 13:55	28.89	98.1	6.25	0.8	SR9	10/10/2014 19:55	27.77	100.4	6.48	1.9
SR9	10/10/2014 2:00	29.11	127.2	8.17	1.2	SR9	10/10/2014 8:00	28.81	116.2	7.53	2.6	SR9	10/10/2014 14:00	28.87	99.2	6.32	0.9	SR9	10/10/2014 20:00	27.77	102.0	6.58	1.7
SR9	10/10/2014 2:05	29.10	127.9	8.22	1.2	SR9	10/10/2014 8:05	28.80	115.6	7.49	2.8	SR9	10/10/2014 14:05	28.86	98.5	6.27	1.9	SR9	10/10/2014 20:05	27.77	103.2	6.66	1.9
SR9	10/10/2014 2:10	29.11	127.8	8.21	1.0	SR9	10/10/2014 8:10	28.79	113.3	7.33	2.6	SR9	10/10/2014 14:10	28.86	101.0	6.42	1.7	SR9	10/10/2014 20:10	27.77	103.6	6.69	1.7
SR9	10/10/2014 2:15	29.12	127.2	8.17	1.5	SR9	10/10/2014 8:15	28.79	113.6	7.36	2.9	SR9	10/10/2014 14:15	28.86	102.0	6.49	1.9	SR9	10/10/2014 20:15	27.77	102.8	6.64	1.8
SR9	10/10/2014 2:20	29.14	125.8	8.08	1.0	SR9	10/10/2014 8:20	28.78	111.6	7.23	2.1	SR9	10/10/2014 14:20	28.84	102.5	6.52	1.7	SR9	10/10/2014 20:20	27.77	102.6	6.62	1.9
SR9	10/10/2014 2:25	29.15	126.6	8.13	1.3	SR9	10/10/2014 8:25	28.77	111.4	7.22	2.2	SR9	10/10/2014 14:25	28.83	103.0	6.56	1.8	SR9	10/10/2014 20:25	27.76	102.8	6.63	3.0
SR9	10/10/2014 2:30	29.13	127.7	8.20	0.9	SR9	10/10/2014 8:30	28.76	111.4	7.22	2.1	SR9	10/10/2014 14:30	28.84	103.5	6.58	1.9	SR9	10/10/2014 20:30	27.76	103.3	6.66	0.6
SR9	10/10/2014 2:35	29.14	127.5	8.19	1.4	SR9	10/10/2014 8:35	28.76	109.0	7.06	2.4	SR9	10/10/2014 14:35	28.84	104.4	6.64	1.7	SR9	10/10/2014 20:35	27.76	103.6	6.68	3.4
SR9	10/10/2014 2:40	29.13	126.8	8.14	1.0	SR9	10/10/2014 8:40	28.76	108.2	7.01	4.0	SR9	10/10/2014 14:40	28.85	104.7	6.66	1.9	SR9	10/10/2014 20:40	27.76	104.4	6.73	2.9
SR9	10/10/2014 2:45	29.14	127.5	8.19	1.0	SR9	10/10/2014 8:45	28.75	107.9	6.99	3.8	SR9	10/10/2014 14:45	28.85	106.0	6.75	1.8	SR9	10/10/2014 20:45	27.76	104.4	6.73	3.6
SR9	10/10/2014 2:50	29.13	129.7	8.33	1.0	SR9	10/10/2014 8:50	28.75	108.2	7.01	2.6	SR9	10/10/2014 14:50	28.84	106.4	6.77	1.8	SR9	10/10/2014 20:50	27.76	104.9	6.76	2.6
SR9	10/10/2014 2:55	29.13	129.4	8.31	1.1	SR9	10/10/2014 8:55	28.75	108.5	7.03	3.9	SR9	10/10/2014 14:55	28.85	106.8	6.80	1.9	SR9	10/10/2014 20:55	27.76	104.5	6.74	3.0
SR9	10/10/2014 3:00	29.13	128.6	8.26	1.3	SR9	10/10/2014 9:00	28.76	108.1	7.00	3.7	SR9	10/10/2014 15:00	28.84	106.7	6.79	1.9	SR9	10/10/2014 21:00	27.75	104.5	6.73	2.2
SR9	10/10/2014 3:05	29.12	128.2	8.24	1.0	SR9	10/10/2014 9:05	28.73	107.2	6.94	3.9	SR9	10/10/2014 15:05	28.84	107.1	6.82	1.7	SR9	10/10/2014 21:05	27.76	104.5	6.73	2.1
SR9	10/10/2014 3:10	29.11	128.8	8.28	1.3	SR9	10/10/2014 9:10	28.74	107.7	6.98	2.2	SR9	10/10/2014 15:10	28.84	107.5	6.84	2.0	SR9	10/10/2014 21:10	27.75	103.9	6.70	3.0
SR9	10/10/2014 3:15	29.11	128.2	8.25	1.1	SR9	10/10/2014 9:15	28.73	106.2	6.88	2.1	SR9	10/10/2014 15:15	28.84	109.3	6.95	2.1	SR9	10/10/2014 21:15	27.75	105.1	6.77	3.2
SR9	10/10/2014 3:20	29.12	126.2	8.13	1.1	SR9	10/10/2014 9:20	28.71	105.8	6.86	2.0	SR9	10/10/2014 15:20	28.85	110.0	6.99	**8.6**	SR9	10/10/2014 21:20	27.74	104.6	6.74	3.2
SR9	10/10/2014 3:25	29.12	124.8	8.04	1.3	SR9	10/10/2014 9:25	28.74	105.9	6.86	4.0	SR9	10/10/2014 15:25	28.86	109.0	6.94	**8.1**	SR9	10/10/2014 21:25	27.74	105.1	6.77	3.1
SR9	10/10/2014 3:30	29.14	123.5	7.95	1.2	SR9	10/10/2014 9:30	28.71	106.0	6.85	4.1	SR9	10/10/2014 15:30	28.86	110.3	7.02	2.5	SR9	10/10/2014 21:30	27.73	105.8	6.81	2.8
SR9	10/10/2014 3:35	29.14	123.0	7.91	1.4	SR9	10/10/2014 9:35	28.72	106.4	6.88	4.2	SR9	10/10/2014 15:35	28.87	111.2	7.07	1.7	SR9	10/10/2014 21:35	27.78	105.6	6.80	2.8
SR9	10/10/2014 3:40	29.14	121.7	7.83	1.3	SR9	10/10/2014 9:40	28.72	106.7	6.91	**7.8**	SR9	10/10/2014 15:40	28.88	110.2	7.01	1.6	SR9	10/10/2014 21:40	27.78	104.7	6.74	2.9
SR9	10/10/2014 3:45	29.14	119.3	7.68	1.4	SR9	10/10/2014 9:45	28.70	106.5	6.89	4.1	SR9	10/10/2014 15:45	28.89	111.1	7.07	1.9	SR9	10/10/2014 21:45	27.84	104.2	6.71	2.6
SR9	10/10/2014 3:50	29.13	118.2	7.61	1.3	SR9	10/10/2014 9:50	28.71	106.9	6.92	0.8	SR9	10/10/2014 15:50	28.92	110.2	7.01	1.8	SR9	10/10/2014 21:50	27.89	104.5	6.73	3.0
SR9	10/10/2014 3:55	29.11	118.1	7.60	1.6	SR9	10/10/2014 9:55	28.69	106.8	6.92	4.0	SR9	10/10/2014 15:55	28.92	107.6	6.84	2.3	SR9	10/10/2014 21:55	27.89	103.1	6.64	3.0
SR9	10/10/2014 4:00	29.12	118.1	7.60	**10.2**	SR9	10/10/2014 10:00	28.68	108.1	7.00	3.9	SR9	10/10/2014 16:00	28.93	100.6	6.40	1.9	SR9	10/10/2014 22:00	27.90	106.6	6.86	2.7
SR9	10/10/2014 4:05	29.11	118.0	7.60	1.5	SR9	10/10/2014 10:05	28.68	108.3	7.01	3.9	SR9	10/10/2014 16:05	28.94	103.8	6.60	1.7	SR9	10/10/2014 22:05	27.98	106.6	6.87	2.6
SR9	10/10/2014 4:10	29.10	118.1	7.61	**5.8**	SR9	10/10/2014 10:10	28.66	108.1	7.00	2.5	SR9	10/10/2014 16:10	28.94	95.6	6.08	1.8	SR9	10/10/2014 22:10	27.82	104.5	6.73	2.6
SR9	10/10/2014 4:15	29.12	114.7	7.38	1.6	SR9	10/10/2014 10:15	28.66	107.1	6.93	2.8	SR9	10/10/2014 16:15	28.95	96.6	6.25	1.9	SR9	10/10/2014 22:15	27.93	104.4	6.73	2.3
SR9	10/10/2014 4:20	29.07	113.5	7.32	1.7	SR9	10/10/2014 10:20	28.64	107.9	6.99	3.0	SR9	10/10/2014 16:20	28.96	95.0	6.15	2.0	SR9	10/10/2014 22:20	28.05	107.8	6.94	2.3
SR9	10/10/2014 4:25	29.06	114.0	7.35	1.8	SR9	10/10/2014 10:25	28.65	107.7	6.98	2.4	SR9	10/10/2014 16:25	28.97	94.8	6.13	1.6	SR9	10/10/2014 22:25	27.99	109.4	7.04	2.2
SR9	10/10/2014 4:30	29.07	115.0	7.42	1.5	SR9	10/10/2014 10:30	28.66	108.5	7.02	2.7	SR9	10/10/2014 16:30	28.64	92.3	5.97	1.7	SR9	10/10/2014 22:30	27.98	109.4	7.04	2.0
SR9	10/10/2014 4:35	29.07	116.6	7.53	1.7	SR9	10/10/2014 10:35	28.64	107.6	6.97	2.4	SR9	10/10/2014 16:35	28.63	92.6	5.99	1.7	SR9	10/10/2014 22:35	28.01	109.4	7.04	2.0
SR9	10/10/2014 4:40	29.07	117.6	7.58	1.7	SR9	10/10/2014 10:40	28.65	108.4	7.02	2.2	SR9	10/10/2014 16:40	28.62	94.1	6.10	1.5	SR9	10/10/2014 22:40	28.01	107.2	6.94	2.1
SR9	10/10/2014 4:45	29.06	118.9	7.67	0.6	SR9	10/10/2014 10:45	28.65	108.7	7.04	1.9	SR9	10/10/2014 16:45	28.61	94.6	6.13	4.5	SR9	10/10/2014 22:45	28.03	106.7	6.91	2.0
SR9	10/10/2014 4:50	29.06	118.9	7.66	2.3	SR9	10/10/2014 10:50	28.64	108.9	7.05	2.0	SR9	10/10/2014 16:50	28.62	98.4	6.36	**6.4**	SR9	10/10/2014 22:50	28.01	107.3	6.95	2.0
SR9	10/10/2014 4:55	29.07	115.8	7.46	3.2	SR9	10/10/2014 10:55	28.64	109.4	7.08	1.8	SR9	10/10/2014 16:55	28.64	99.2	6.42	**6.9**	SR9	10/10/2014 22:55	27.99	106.8	6.91	1.8
SR9	10/10/2014 5:00	29.08	113.3	7.30	2.9	SR9	10/10/2014 11:00	28.65	110.1	7.12	1.8	SR9	10/10/2014 17:00	28.62	98.8	6.39	**6.3**	SR9	10/10/2014 23:00	28.00	113.4	7.28	2.1
SR9	10/10/2014 5:05	29.07	113.5	7.31	2.1	SR9	10/10/2014 11:05	28.63	109.3	7.08	1.7	SR9	10/10/2014 17:05	28.62	100.0	6.47	**6.8**	SR9	10/10/2014 23:05	28.00	113.1	7.26	2.0
SR9	10/10/2014 5:10	29.05	113.0	7.29	3.3	SR9	10/10/2014 11:10	28.64	108.9	7.05	1.8	SR9	10/10/2014 17:10	28.62	100.1	6.47	0.9	SR9	10/10/2014 23:10	28.02	112.4	7.22	2.0
SR9	10/10/2014 5:15	29.02	112.1	7.24	3.2	SR9	10/10/2014 11:15	28.64	109.4	7.08	2.0	SR9	10/10/2014 17:15	28.61	101.9	6.58	1.2	SR9	10/10/2014 23:15	28.02	118.5	7.75	1.9
SR9	10/10/2014 5:20	29.02	111.3	7.19	3.3	SR9	10/10/2014 11:20	28.64	109.2	7.07	2.0	SR9	10/10/2014 17:20	28.63	102.2	6.60	1.3	SR9	10/10/2014 23:20	28.03	119.1	7.78	1.7
SR9	10/10/2014 5:25	29.01	111.5	7.20	2.9	SR9	10/10/2014 11:25	28.64	108.6	7.03	1.3	SR9	10/10/2014 17:25	28.63	100.5	6.67	1.4	SR9	10/10/2014 23:25	28.05	119.1	7.78	1.9
SR9	10/10/2014 5:30	28.98	111.4	7.20	2.8	SR9	10/10/2014 11:30	28.63	109.7	7.11	1.2	SR9	10/10/2014 17:30	28.63	100.4	6.67	1.3	SR9	10/10/2014 23:30	28.04	118.0	7.71	1.8
SR9	10/10/2014 5:35	28.99	113.2	7.32	2.7	SR9	10/10/2014 11:35	28.62	109.3	7.08	1.0	SR9	10/10/2014 17:35	28.65	97.5	6.47	1.6	SR9	10/10/2014 23:35	28.05	118.2	7.73	1.8
SR9	10/10/2014 5:40	28.98	113.3	7.33	3.2	SR9	10/10/2014 11:40	28.61	109.5	7.09	1.1	SR9	10/10/2014 17:40	28.84	96.2	6.38	1.6	SR9	10/10/2014 23:40	28.02	118.3	7.75	1.9
SR9	10/10/2014 5:45	28.98	112.9	7.29	2.9	SR9	10/10/2014 11:45	28.62	109.9	7.12	1.3	SR9	10/10/2014 17:45	28.84	95.2	6.31	1.4	SR9	10/10/2014 23:45	28.04	118.7	7.78	1.9
SR9	10/10/2014 5:50	28.97	110.9	7.17	2.9	SR9	10/10/2014 11:50	28.64	109.0	7.06	1.3	SR9	10/10/2014 17:50	28.84	94.9	6.29	1.9	SR9	10/10/2014 23:50	28.09	118.4	7.75	1.7
SR9	10/10/2014 5:55	28.98	111.1	7.17	3.4	SR9	10/10/2014 11:55	28.62	109.6	7.10	1.1	SR9	10/10/2014 17:55	27.82	94.4	6.26	1.8	SR9	10/10/2014 23:55	28.07	118.7	7.76	2.0

Station	Timestamp	Temp (° C)	DO (%)	DO (mg/L)	Tur (NTU)	Station	Timestamp	Temp (° C)	DO (%)	DO (mg/L)	Tur (NTU)	Station	Timestamp	Temp (° C)	DO (%)	DO (mg/L)	Tur (NTU)	Station	Timestamp	Temp (°C)	DO (%)	DO (mg/L)	Tur (NTU)
SR10	10/10/2014 0:00	28.70	72.6	**4.70**	3.1	SR10	10/10/2014 6:00	28.45	79.3	**5.16**	4.0	SR10	10/10/2014 12:00	28.59	77.4	**5.03**	2.3	SR10	10/10/2014 18:00	28.78	79.2	**5.12**	3.4
SR10	10/10/2014 0:05	28.70	71.6	**4.63**	3.1	SR10	10/10/2014 6:05	28.45	79.2	**5.15**	3.9	SR10	10/10/2014 12:05	28.59	77.8	**5.06**	3.8	SR10	10/10/2014 18:05	28.85	79.9	**5.17**	3.0
SR10	10/10/2014 0:10	28.70	70.8	**4.58**	4.0	SR10	10/10/2014 6:10	28.45	79.1	**5.15**	3.9	SR10	10/10/2014 12:10	28.62	81.1	**5.27**	2.0	SR10	10/10/2014 18:10	28.80	81.8	**5.29**	3.4
SR10	10/10/2014 0:15	28.70	69.3	**4.48**	3.3	SR10	10/10/2014 6:15	28.48	79.1	**5.14**	**11.0**	SR10	10/10/2014 12:15	28.62	80.8	**5.25**	1.9	SR10	10/10/2014 18:15	28.80	82.3	**5.32**	3.6
SR10	10/10/2014 0:20	28.69	70.4	**4.55**	2.8	SR10	10/10/2014 6:20	28.48	78.6	**5.11**	3.9	SR10	10/10/2014 12:20	28.62	79.3	**5.15**	2.0	SR10	10/10/2014 18:20	28.80	82.1	**5.30**	4.0
SR10	10/10/2014 0:25	28.70	69.0	**4.46**	3.2	SR10	10/10/2014 6:25	28.46	77.8	**5.06**	3.8	SR10	10/10/2014 12:25	28.64	79.4	**5.15**	2.3	SR10	10/10/2014 18:25	28.80	82.6	**5.34**	3.7
SR10	10/10/2014 0:30	28.69	70.8	**4.58**	3.1	SR10	10/10/2014 6:30	28.44	77.9	**5.07**	3.9	SR10	10/10/2014 12:30	28.63	75.6	**4.91**	3.2	SR10	10/10/2014 18:30	28.78	78.3	**5.06**	3.5
SR10	10/10/2014 0:35	28.69	70.2	**4.54**	3.1	SR10	10/10/2014 6:35	28.46	72.6	**4.72**	4.0	SR10	10/10/2014 12:35	28.64	76.5	**4.96**	2.1	SR10	10/10/2014 18:35	28.78	80.9	**5.23**	4.7
SR10	10/10/2014 0:40	28.69	69.3	**4.48**	3.4	SR10	10/10/2014 6:40	28.45	69.4	**4.51**	3.6	SR10	10/10/2014 12:40	28.68	79.3	**5.15**	1.8	SR10	10/10/2014 18:40	28.77	81.1	**5.24**	4.6
SR10	10/10/2014 0:45	28.70	77.7	**5.02**	4.7	SR10	10/10/2014 6:45	28.45	71.1	**4.63**	4.1	SR10	10/10/2014 12:45	28.64	72.1	**4.68**	2.8	SR10	10/10/2014 18:45	28.78	77.8	**5.03**	3.6
SR10	10/10/2014 0:50	28.68	70.2	**4.54**	3.1	SR10	10/10/2014 6:50	28.44	71.9	**4.68**	3.6	SR10	10/10/2014 12:50	28.67	76.1	**4.93**	2.8	SR10	10/10/2014 18:50	28.77	77.5	**5.01**	3.3
SR10	10/10/2014 0:55	28.69	75.6	**4.89**	3.8	SR10	10/10/2014 6:55	28.43	76.2	**4.96**	3.3	SR10	10/10/2014 12:55	28.64	72.7	**4.72**	2.4	SR10	10/10/2014 18:55	28.78	76.2	**4.93**	3.1
SR10	10/10/2014 1:00	28.68	67.4	**4.36**	3.4	SR10	10/10/2014 7:00	28.43	75.6	**4.92**	3.3	SR10	10/10/2014 13:00	28.64	72.4	**4.69**	3.0	SR10	10/10/2014 19:00	28.78	76.5	**4.95**	2.8
SR10	10/10/2014 1:05	28.68	67.8	**4.38**	2.6	SR10	10/10/2014 7:05	28.45	75.8	**4.93**	3.7	SR10	10/10/2014 13:05	28.64	71.4	**4.63**	2.8	SR10	10/10/2014 19:05	28.80	78.4	**5.07**	3.1
SR10	10/10/2014 1:10	28.68	69.3	**4.48**	3.1	SR10	10/10/2014 7:10	28.46	74.9	**4.87**	3.8	SR10	10/10/2014 13:10	28.64	71.3	**4.62**	3.2	SR10	10/10/2014 19:10	28.79	77.2	**4.99**	3.2
SR10	10/10/2014 1:15	28.65	71.4	**4.62**	2.9	SR10	10/10/2014 7:15	28.44	74.3	**4.84**	3.3	SR10	10/10/2014 13:15	28.65	71.2	**4.62**	3.4	SR10	10/10/2014 19:15	28.78	76.7	**4.96**	3.3
SR10	10/10/2014 1:20	28.66	67.7	**4.38**	2.7	SR10	10/10/2014 7:20	28.44	72.8	**4.74**	3.3	SR10	10/10/2014 13:20	28.66	72.6	**4.71**	2.9	SR10	10/10/2014 19:20	28.77	79.5	**5.15**	3.5
SR10	10/10/2014 1:25	28.66	68.8	**4.45**	2.7	SR10	10/10/2014 7:25	28.45	69.9	**4.55**	3.2	SR10	10/10/2014 13:25	28.66	72.4	**4.69**	2.9	SR10	10/10/2014 19:25	28.74	82.6	**5.34**	2.4
SR10	10/10/2014 1:30	28.66	72.5	**4.69**	3.1	SR10	10/10/2014 7:30	28.44	71.2	**4.63**	**6.3**	SR10	10/10/2014 13:30	28.65	75.0	**4.86**	3.0	SR10	10/10/2014 19:30	28.74	82.0	**5.30**	2.4
SR10	10/10/2014 1:35	28.66	71.6	**4.63**	3.7	SR10	10/10/2014 7:35	28.42	72.2	**4.70**	4.0	SR10	10/10/2014 13:35	28.66	76.2	**4.94**	3.5	SR10	10/10/2014 19:35	28.73	82.5	**5.34**	2.5
SR10	10/10/2014 1:40	28.66	72.9	**4.71**	4.0	SR10	10/10/2014 7:40	28.42	71.4	**4.65**	3.9	SR10	10/10/2014 13:40	28.67	80.6	**5.22**	3.3	SR10	10/10/2014 19:40	28.73	84.2	**5.45**	2.5
SR10	10/10/2014 1:45	28.66	70.3	**4.55**	3.8	SR10	10/10/2014 7:45	28.41	71.5	**4.66**	3.4	SR10	10/10/2014 13:45	28.68	80.3	**5.20**	3.1	SR10	10/10/2014 19:45	28.72	84.3	**5.46**	2.5
SR10	10/10/2014 1:50	28.61	73.2	**4.74**	4.0	SR10	10/10/2014 7:50	28.40	71.6	**4.66**	3.4	SR10	10/10/2014 13:50	28.68	81.4	**5.27**	2.8	SR10	10/10/2014 19:50	28.72	84.1	**5.44**	2.7
SR10	10/10/2014 1:55	28.67	81.6	**5.28**	4.5	SR10	10/10/2014 7:55	28.41	71.5	**4.65**	3.5	SR10	10/10/2014 13:55	28.72	78.7	**5.09**	2.5	SR10	10/10/2014 19:55	28.71	83.4	**5.40**	2.3
SR10	10/10/2014 2:00	28.66	81.2	**5.25**	3.7	SR10	10/10/2014 8:00	28.39	72.0	**4.69**	3.2	SR10	10/10/2014 14:00	28.82	80.0	**5.18**	1.9	SR10	10/10/2014 20:00	28.72	83.2	**5.39**	2.7
SR10	10/10/2014 2:05	28.66	82.2	**5.32**	4.6	SR10	10/10/2014 8:05	28.40	72.2	**4.70**	3.5	SR10	10/10/2014 14:05	28.76	81.2	**5.26**	2.4	SR10	10/10/2014 20:05	28.73	81.9	**5.30**	2.6
SR10	10/10/2014 2:10	28.66	82.5	**5.34**	**4.9**	SR10	10/10/2014 8:10	28.39	71.1	**4.63**	3.5	SR10	10/10/2014 14:10	28.74	81.7	**5.29**	2.5	SR10	10/10/2014 20:10	28.73	82.2	**5.32**	2.8
SR10	10/10/2014 2:15	28.65	82.5	**5.34**	4.1	SR10	10/10/2014 8:15	28.40	73.7	**4.80**	3.4	SR10	10/10/2014 14:15	28.78	80.8	**5.23**	4.3	SR10	10/10/2014 20:15	28.72	80.6	**5.21**	2.9
SR10	10/10/2014 2:20	28.65	82.2	**5.32**	4.3	SR10	10/10/2014 8:20	28.39	75.3	**4.91**	2.9	SR10	10/10/2014 14:20	28.76	83.0	**5.37**	2.7	SR10	10/10/2014 20:20	28.72	80.8	**5.23**	3.0
SR10	10/10/2014 2:25	28.65	81.9	**5.30**	3.9	SR10	10/10/2014 8:25	28.39	74.4	**4.85**	2.8	SR10	10/10/2014 14:25	28.76	82.9	**5.36**	2.6	SR10	10/10/2014 20:25	28.71	80.3	**5.20**	3.3
SR10	10/10/2014 2:30	28.65	81.7	**5.28**	3.8	SR10	10/10/2014 8:30	28.39	74.5	**4.86**	2.9	SR10	10/10/2014 14:30	28.78	81.9	**5.30**	3.5	SR10	10/10/2014 20:30	28.71	79.5	**5.15**	3.2
SR10	10/10/2014 2:35	28.65	81.5	**5.27**	3.9	SR10	10/10/2014 8:35	28.39	74.7	**4.87**	2.8	SR10	10/10/2014 14:35	28.78	82.0	**5.31**	3.0	SR10	10/10/2014 20:35	28.69	78.6	**5.09**	3.2
SR10	10/10/2014 2:40	28.64	81.7	**5.29**	3.9	SR10	10/10/2014 8:40	28.41	75.8	**4.94**	3.0	SR10	10/10/2014 14:40	28.79	80.8	**5.23**	3.0	SR10	10/10/2014 20:40	28.71	78.5	**5.08**	3.4
SR10	10/10/2014 2:45	28.63	81.3	**5.26**	3.9	SR10	10/10/2014 8:45	28.42	77.7	**5.06**	2.5	SR10	10/10/2014 14:45	28.80	82.3	**5.32**	2.6	SR10	10/10/2014 20:45	28.71	77.3	**5.01**	3.4
SR10	10/10/2014 2:50	28.63	81.5	**5.27**	3.6	SR10	10/10/2014 8:50	28.44	77.7	**5.06**	2.8	SR10	10/10/2014 14:50	28.81	83.7	**5.41**	2.5	SR10	10/10/2014 20:50	28.73	77.5	**5.01**	4.0
SR10	10/10/2014 2:55	28.63	81.1	**5.25**	3.4	SR10	10/10/2014 8:55	28.44	78.4	**5.11**	3.0	SR10	10/10/2014 14:55	28.86	84.4	**5.45**	2.6	SR10	10/10/2014 20:55	28.71	76.0	**4.92**	3.3
SR10	10/10/2014 3:00	28.71	81.5	**5.27**	4.1	SR10	10/10/2014 9:00	28.44	78.2	**5.09**	2.6	SR10	10/10/2014 15:00	28.82	84.0	**5.42**	3.1	SR10	10/10/2014 21:00	28.72	76.3	**4.93**	3.6
SR10	10/10/2014 3:05	28.66	81.9	**5.30**	3.7	SR10	10/10/2014 9:05	28.45	77.4	**5.04**	2.4	SR10	10/10/2014 15:05	28.85	83.7	**5.41**	3.3	SR10	10/10/2014 21:05	28.71	77.4	**5.01**	3.5
SR10	10/10/2014 3:10	28.68	82.3	**5.32**	3.7	SR10	10/10/2014 9:10	28.46	78.1	**5.09**	2.5	SR10	10/10/2014 15:10	28.91	84.9	**5.48**	2.4	SR10	10/10/2014 21:10	28.71	77.4	**5.01**	4.1
SR10	10/10/2014 3:15	28.64	81.6	**5.28**	3.3	SR10	10/10/2014 9:15	28.45	77.4	**5.04**	2.5	SR10	10/10/2014 15:15	28.93	85.4	**5.51**	2.5	SR10	10/10/2014 21:15	28.71	77.7	**5.03**	3.6
SR10	10/10/2014 3:20	28.69	82.5	**5.33**	4.6	SR10	10/10/2014 9:20	28.46	77.8	**5.06**	2.6	SR10	10/10/2014 15:20	28.91	85.1	**5.49**	2.5	SR10	10/10/2014 21:20	28.72	76.8	**4.97**	4.1
SR10	10/10/2014 3:25	28.66	82.3	**5.32**	4.1	SR10	10/10/2014 9:25	28.46	76.1	**4.95**	2.8	SR10	10/10/2014 15:25	28.93	85.1	**5.49**	2.7	SR10	10/10/2014 21:25	28.70	77.8	**5.04**	3.8
SR10	10/10/2014 3:30	28.67	82.4	**5.33**	4.4	SR10	10/10/2014 9:30	28.46	74.3	**4.84**	2.6	SR10	10/10/2014 15:30	28.93	85.3	**5.50**	2.6	SR10	10/10/2014 21:30	28.71	77.9	**5.04**	3.9
SR10	10/10/2014 3:35	28.66	82.7	**5.35**	4.1	SR10	10/10/2014 9:35	28.46	70.7	**4.60**	2.4	SR10	10/10/2014 15:35	28.96	85.8	**5.53**	2.1	SR10	10/10/2014 21:35	28.70	77.9	**5.04**	3.5
SR10	10/10/2014 3:40	28.66	83.1	**5.38**	4.5	SR10	10/10/2014 9:40	28.46	71.1	**4.63**	3.3	SR10	10/10/2014 15:40	28.95	85.8	**5.53**	2.7	SR10	10/10/2014 21:40	28.71	76.7	**4.97**	3.5
SR10	10/10/2014 3:45	28.61	82.6	**5.34**	**5.5**	SR10	10/10/2014 9:45	28.45	76.2	**4.96**	2.8	SR10	10/10/2014 15:45	28.96	86.2	**5.56**	2.0	SR10	10/10/2014 21:45	28.71	78.2	**5.06**	3.8
SR10	10/10/2014 3:50	28.55	80.5	**5.22**	**6.1**	SR10	10/10/2014 9:50	28.48	76.7	**4.99**	2.7	SR10	10/10/2014 15:50	28.98	86.4	**5.57**	1.9	SR10	10/10/2014 21:50	28.70	79.0	**5.12**	3.4
SR10	10/10/2014 3:55	28.54	80.2	**5.20**	**6.9**	SR10	10/10/2014 9:55	28.48	76.2	**4.96**	4.2	SR10	10/10/2014 15:55	28.98	86.8	**5.60**	1.9	SR10	10/10/2014 21:55	28.70	80.6	**5.21**	3.1
SR10	10/10/2014 4:00	28.52	79.8	**5.18**	**5.9**	SR10	10/10/2014 10:00	28.48	73.2	**4.77**	2.7	SR10	10/10/2014 16:00	28.98	87.1	**5.62**	1.9	SR10	10/10/2014 22:00	28.69	79.9	**5.17**	3.3
SR10	10/10/2014 4:05	28.52	79.6	**5.17**	**5.4**	SR10	10/10/2014 10:05	28.50	76.1	**4.95**	2.4	SR10	10/10/2014 16:05	28.86	85.4	**5.52**	2.7	SR10	10/10/2014 22:05	28.70	80.1	**5.19**	3.3
SR10	10/10/2014 4:10	28.51	79.7	**5.18**	**5.5**	SR10	10/10/2014 10:10	28.49	75.4	**4.90**	2.4	SR10	10/10/2014 16:10	28.77	84.9	**5.50**	3.5	SR10	10/10/2014 22:10	28.69	80.9	**5.24**	3.3
SR10	10/10/2014 4:15	28.51	79.3	**5.15**	**9.3**	SR10	10/10/2014 10:15	28.49	74.6	**4.85**	2.5	SR10	10/10/2014 16:15	28.77	84.7	**5.48**	2.7	SR10	10/10/2014 22:15	28.68	81.3	**5.27**	3.4
SR10	10/10/2014 4:20	28.53	79.4	**5.16**	**5.8**	SR10	10/10/2014 10:20	28.50	74.8	**4.87**	3.2	SR10	10/10/2014 16:20	28.76	84.4	**5.47**	3.3	SR10	10/10/2014 22:20	28.67	81.6	**5.28**	3.1
SR10	10/10/2014 4:25	28.48	79.1	**5.14**	**5.1**	SR10	10/10/2014 10:25	28.50	77.1	**5.01**	2.2	SR10	10/10/2014 16:25	28.76	84.5	**5.47**	2.8	SR10	10/10/2014 22:25	28.68	81.6	**5.28**	3.5
SR10	10/10/2014 4:30	28.47	79.0	**5.14**	4.7	SR10	10/10/2014 10:30	28.50	77.1	**5.02**	1.9	SR10	10/10/2014 16:30	28.79	84.7	**5.48**	2.9	SR10	10/10/2014 22:30	28.70	81.7	**5.29**	3.6
SR10	10/10/2014 4:35	28.47	78.9	**5.13**	4.6	SR10	10/10/2014 10:35	28.51	78.3	**5.09**	2.0	SR10	10/10/2014 16:35	28.80	85.2	**5.51**	3.2	SR10	10/10/2014 22:35	28.70	81.6	**5.29**	3.4
SR10	10/10/2014 4:40	28.47	78.8	**5.13**	4.2	SR10	10/10/2014 10:40	28.51	79.3	**5.16**	2.3	SR10	10/10/2014 16:40	28.81	85.1	**5.50**	3.6	SR10	10/10/2014 22:40	28.72	81.4	**5.27**	4.5
SR10	10/10/2014 4:45	28.48	78.8	**5.12**	4.4	SR10	10/10/2014 10:45	28.52	79.7	**5.19**	2.7	SR10	10/10/2014 16:45	28.79	84.7	**5.48**	3.4	SR10	10/10/2014 22:45	28.71	81.1	**5.25**	4.4
SR10	10/10/2014 4:50	28.48	78.7	**5.12**	4.6	SR10	10/10/2014 10:50	28.52	79.8	**5.19**	2.6	SR10	10/10/2014 16:50	28.77	84.6	**5.48**	3.0	SR10	10/10/2014 22:50	28.72	81.5	**5.28**	4.7
SR10	10/10/2014 4:55	28.48	78.5	**5.11**	4.3	SR10	10/10/2014 10:55	28.52	79.4	**5.16**	2.4	SR10	10/10/2014 16:55	28.77	84.4	**5.46**	3.4	SR10	10/10/2014 22:55	28.72	81.8	**5.29**	**5.3**
SR10	10/10/2014 5:00	28.50	78.3	**5.09**	4.5	SR10	10/10/2014 11:00	28.53	78.8	**5.12**	2.8	SR10	10/10/2014 17:00	28.77	84.1	**5.45**	3.9	SR10	10/10/2014 23:00	28.72	81.7	**5.29**	**5.0**
SR10	10/10/2014 5:05	28.48	78.1	**5.08**	4.3	SR10	10/10/2014 11:05	28.53	79.1	**5.14**	2.5	SR10	10/10/2014 17:05	28.81	85.1	**5.50**	3.7	SR10	10/10/2014 23:05	28.72	81.6	**5.28**	4.6
SR10	10/10/2014 5:10	28.45	77.9	**5.07**	3.6	SR10	10/10/2014 11:10	28.54	79.7	**5.18**	2.8	SR10	10/10/2014 17:10	28.80	84.3	**5.45**	**6.5**	SR10	10/10/2014 23:10	28.71	81.8	**5.30**	**5.1**
SR10	10/10/2014 5:15	28.45	77.6	**5.05**	3.8	SR10	10/10/2014 11:15	28.53	78.7	**5.11**	2.7	SR10	10/10/2014 17:15	28.79	84.4	**5.45**	4.7	SR10	10/10/2014 23:15	28.70	81.6	**5.28**	**5.1**
SR10	10/10/2014 5:20	28.42	77.5	**5.05**	3.6	SR10	10/10/2014 11:20	28.53	76.3	**4.96**	2.1	SR10	10/10/2014 17:20	28.74	84.7	**5.49**	2.8	SR10	10/10/2014 23:20	28.69	81.8	**5.30**	**5.3**
SR10	10/10/2014 5:25	28.43	77.4	**5.04**	3.6	SR10	10/10/2014 11:25	28.54	75.2	**4.89**	2.0	SR10	10/10/2014 17:25	28.77	84.9	**5.50**	**5.1**	SR10	10/10/2014 23:25	28.70	80.5	**5.21**	4.3
SR10	10/10/2014 5:30	28.42	76.9	**5.01**	3.8	SR10	10/10/2014 11:30	28.53	73.8	**4.80**	2.3	SR10	10/10/2014 17:30	28.79	84.3	**5.45**	4.0	SR10	10/10/2014 23:30	28.71	80.7	**5.22**	4.4
SR10	10/10/2014 5:35	28.44	77.4	**5.05**	**7.6**	SR10	10/10/2014 11:35	28.55	76.3	**4.96**	2.3	SR10	10/10/2014 17:35	28.78	84.6	**5.47**	2.9	SR10	10/10/2014 23:35	28.71	80.1	**5.19**	4.6
SR10	10/10/2014 5:40	28.52	79.0	**5.13**	**7.0**	SR10	10/10/2014 11:40	28.56	77.1	**5.01**	2.2	SR10	10/10/2014 17:40	28.79	84.3	**5.45**	3.7	SR10	10/10/2014 23:40	28.71	79.8	**5.17**	4.1
SR10	10/10/2014 5:45	28.45	77.3	**5.04**	**5.1**	SR10	10/10/2014 11:45	28.57	79.0	**5.13**	2.4	SR10	10/10/2014 17:45	28.81	83.7	**5.42**	3.2	SR10	10/10/2014 23:45	28.69	79.3	**5.14**	4.1
SR10	10/10/2014 5:50	28.45	78.2	**5.09**	**5.1**	SR10	10/10/2014 11:50	28.57	75.4	**4.89**	2.9	SR10	10/10/2014 17:50	28.78	82.4	**5.33**	3.2	SR10	10/10/2014 23:50	28.68	80.3	**5.20**	4.4
SR10	10/10/2014 5:55	28.45	78.2	**5.09**	4.6	SR10	10/10/2014 11:55	28.56	71.9	**4.67**	2.7	SR10	10/10/2014 17:55	28.78	77.6	**5.02**	3.6	SR10	10/10/2014 23:55	28.68	79.1	**5.13**	4.0

Station	Timestamp	Temp (° C)	DO (%)	DO (mg/L)	Tur (NTU)	Station	Timestamp	Temp (° C)	DO (%)	DO (mg/L)	Tur (NTU)	Station	Timestamp	Temp (° C)	DO (%)	DO (mg/L)	Tur (NTU)	Station	Timestamp	Temp (°C)	DO (%)	DO (mg/L)	Tur (NTU)
SR11	10/10/2014 0:00	28.69	74.2	**4.85**	1.6	SR11	10/10/2014 6:00	28.65	67.9	**4.43**	2.2	SR11	10/10/2014 12:00	28.61	76.1	**4.98**	1.5	SR11	10/10/2014 18:00	28.81	68.9	**4.49**	1.5
SR11	10/10/2014 0:05	28.68	75.2	**4.92**	1.5	SR11	10/10/2014 6:05	28.58	68.3	**4.47**	1.1	SR11	10/10/2014 12:05	28.64	75.7	**4.96**	1.6	SR11	10/10/2014 18:05	28.78	67.4	**4.40**	3.6
SR11	10/10/2014 0:10	28.68	74.5	**4.87**	1.6	SR11	10/10/2014 6:10	28.56	70.4	**4.61**	1.1	SR11	10/10/2014 12:10	28.64	73.7	**4.82**	2.0	SR11	10/10/2014 18:10	28.83	68.8	**4.49**	1.6
SR11	10/10/2014 0:15	28.68	73.9	**4.83**	1.6	SR11	10/10/2014 6:15	28.55	69.2	**4.53**	1.1	SR11	10/10/2014 12:15	28.63	73.3	**4.80**	2.0	SR11	10/10/2014 18:15	28.83	69.5	**4.53**	1.5
SR11	10/10/2014 0:20	28.68	74.6	**4.88**	1.7	SR11	10/10/2014 6:20	28.59	65.7	**4.30**	1.6	SR11	10/10/2014 12:20	28.64	73.2	**4.79**	1.5	SR11	10/10/2014 18:20	28.82	69.6	**4.54**	1.4
SR11	10/10/2014 0:25	28.68	72.9	**4.76**	1.7	SR11	10/10/2014 6:25	28.53	70.1	**4.59**	0.8	SR11	10/10/2014 12:25	28.62	72.2	**4.73**	2.4	SR11	10/10/2014 18:25	28.81	70.2	**4.58**	2.0
SR11	10/10/2014 0:30	28.67	73.9	**4.83**	1.6	SR11	10/10/2014 6:30	28.58	66.1	**4.33**	1.6	SR11	10/10/2014 12:30	28.65	71.8	**4.70**	1.7	SR11	10/10/2014 18:30	28.86	73.2	**4.77**	1.4
SR11	10/10/2014 0:35	28.68	72.6	**4.74**	1.5	SR11	10/10/2014 6:35	28.53	70.5	**4.62**	0.9	SR11	10/10/2014 12:35	28.71	72.4	**4.73**	1.6	SR11	10/10/2014 18:35	28.85	74.5	**4.86**	1.3
SR11	10/10/2014 0:40	28.67	70.7	**4.62**	1.4	SR11	10/10/2014 6:40	28.53	68.4	**4.48**	0.6	SR11	10/10/2014 12:40	28.66	71.9	**4.71**	2.0	SR11	10/10/2014 18:40	28.85	74.1	**4.83**	0.7
SR11	10/10/2014 0:45	28.68	72.6	**4.75**	1.4	SR11	10/10/2014 6:45	28.53	70.9	**4.64**	1.0	SR11	10/10/2014 12:45	28.72	72.2	**4.72**	2.0	SR11	10/10/2014 18:45	28.84	76.8	**5.01**	0.8
SR11	10/10/2014 0:50	28.68	72.0	**4.71**	1.2	SR11	10/10/2014 6:50	28.51	70.9	**4.65**	0.8	SR11	10/10/2014 12:50	28.74	71.8	**4.69**	1.4	SR11	10/10/2014 18:50	28.81	75.6	**4.93**	1.1
SR11	10/10/2014 0:55	28.69	73.2	**4.79**	1.0	SR11	10/10/2014 6:55	28.51	70.8	**4.63**	1.0	SR11	10/10/2014 12:55	28.79	74.9	**4.89**	1.2	SR11	10/10/2014 18:55	28.79	73.8	**4.81**	1.3
SR11	10/10/2014 1:00	28.69	74.0	**4.84**	0.6	SR11	10/10/2014 7:00	28.51	71.0	**4.65**	0.9	SR11	10/10/2014 13:00	28.74	68.9	**4.50**	1.7	SR11	10/10/2014 19:00	28.80	74.2	**4.84**	1.5
SR11	10/10/2014 1:05	28.70	74.2	**4.85**	1.3	SR11	10/10/2014 7:05	28.51	70.5	**4.62**	1.1	SR11	10/10/2014 13:05	28.79	68.5	**4.47**	1.1	SR11	10/10/2014 19:05	28.81	74.3	**4.85**	2.4
SR11	10/10/2014 1:10	28.69	75.7	**4.95**	0.9	SR11	10/10/2014 7:10	28.50	68.0	**4.46**	0.3	SR11	10/10/2014 13:10	28.86	76.7	**5.00**	1.1	SR11	10/10/2014 19:10	28.81	75.3	**4.91**	1.6
SR11	10/10/2014 1:15	28.68	74.8	**4.89**	0.7	SR11	10/10/2014 7:15	28.51	70.4	**4.61**	0.8	SR11	10/10/2014 13:15	28.82	70.5	**4.60**	1.1	SR11	10/10/2014 19:15	28.79	73.7	**4.81**	1.2
SR11	10/10/2014 1:20	28.68	73.4	**4.80**	0.9	SR11	10/10/2014 7:20	28.53	73.4	**4.81**	1.6	SR11	10/10/2014 13:20	28.86	71.8	**4.68**	1.2	SR11	10/10/2014 19:20	28.83	79.0	**5.15**	1.5
SR11	10/10/2014 1:25	28.68	74.7	**4.88**	1.1	SR11	10/10/2014 7:25	28.50	73.9	**4.84**	1.1	SR11	10/10/2014 13:25	28.82	71.2	**4.65**	0.9	SR11	10/10/2014 19:25	28.88	81.1	**5.28**	1.4
SR11	10/10/2014 1:30	28.69	73.8	**4.82**	1.2	SR11	10/10/2014 7:30	28.52	73.3	**4.80**	1.3	SR11	10/10/2014 13:30	28.76	69.7	**4.55**	0.4	SR11	10/10/2014 19:30	28.85	80.4	**5.25**	1.3
SR11	10/10/2014 1:35	28.68	74.9	**4.90**	0.9	SR11	10/10/2014 7:35	28.54	74.1	**4.85**	1.2	SR11	10/10/2014 13:35	28.84	75.4	**4.92**	0.8	SR11	10/10/2014 19:35	28.87	82.5	**5.39**	1.5
SR11	10/10/2014 1:40	28.69	70.7	**4.62**	1.2	SR11	10/10/2014 7:40	28.53	74.3	**4.87**	1.3	SR11	10/10/2014 13:40	28.84	74.2	**4.84**	0.4	SR11	10/10/2014 19:40	28.87	83.5	**5.44**	1.3
SR11	10/10/2014 1:45	28.68	70.1	**4.58**	1.3	SR11	10/10/2014 7:45	28.52	73.5	**4.81**	1.1	SR11	10/10/2014 13:45	28.74	68.6	**4.48**	0.5	SR11	10/10/2014 19:45	28.87	83.3	**5.43**	1.3
SR11	10/10/2014 1:50	28.71	67.4	**4.40**	2.1	SR11	10/10/2014 7:50	28.49	78.2	**5.13**	2.7	SR11	10/10/2014 13:50	28.76	68.2	**4.46**	0.6	SR11	10/10/2014 19:50	28.83	83.2	**5.43**	1.1
SR11	10/10/2014 1:55	28.69	70.4	**4.60**	1.4	SR11	10/10/2014 7:55	28.50	77.7	**5.10**	2.4	SR11	10/10/2014 13:55	28.75	70.2	**4.59**	0.9	SR11	10/10/2014 19:55	28.83	84.2	**5.50**	3.5
SR11	10/10/2014 2:00	28.67	72.6	**4.75**	1.0	SR11	10/10/2014 8:00	28.50	78.0	**5.12**	3.2	SR11	10/10/2014 14:00	28.75	70.9	**4.63**	0.6	SR11	10/10/2014 20:00	28.85	78.0	**5.09**	2.0
SR11	10/10/2014 2:05	28.68	69.4	**4.54**	1.2	SR11	10/10/2014 8:05	28.49	77.6	**5.09**	2.6	SR11	10/10/2014 14:05	28.79	71.1	**4.65**	0.3	SR11	10/10/2014 20:05	28.76	84.2	**5.50**	1.0
SR11	10/10/2014 2:10	28.68	69.2	**4.52**	1.4	SR11	10/10/2014 8:10	28.51	78.7	**5.17**	2.6	SR11	10/10/2014 14:10	28.82	71.8	**4.69**	0.6	SR11	10/10/2014 20:10	28.83	80.9	**5.28**	1.3
SR11	10/10/2014 2:15	28.68	67.5	**4.41**	1.6	SR11	10/10/2014 8:15	28.50	78.0	**5.12**	2.6	SR11	10/10/2014 14:15	28.86	71.4	**4.65**	1.9	SR11	10/10/2014 20:15	28.76	84.6	**5.53**	1.0
SR11	10/10/2014 2:20	28.66	68.6	**4.49**	1.4	SR11	10/10/2014 8:20	28.50	78.5	**5.15**	2.5	SR11	10/10/2014 14:20	28.79	72.7	**4.75**	0.5	SR11	10/10/2014 20:20	28.83	82.4	**5.38**	1.2
SR11	10/10/2014 2:25	28.67	67.7	**4.42**	1.7	SR11	10/10/2014 8:25	28.49	79.3	**5.21**	2.3	SR11	10/10/2014 14:25	28.79	72.8	**4.75**	1.1	SR11	10/10/2014 20:25	28.84	80.6	**5.26**	1.4
SR11	10/10/2014 2:30	28.66	68.0	**4.44**	1.8	SR11	10/10/2014 8:30	28.48	79.7	**5.24**	2.2	SR11	10/10/2014 14:30	28.98	76.5	**4.99**	0.7	SR11	10/10/2014 20:30	28.78	84.9	**5.55**	1.2
SR11	10/10/2014 2:35	28.64	69.4	**4.54**	0.8	SR11	10/10/2014 8:35	28.48	79.6	**5.23**	3.2	SR11	10/10/2014 14:35	28.88	74.9	**4.89**	1.0	SR11	10/10/2014 20:35	28.82	82.1	**5.36**	1.4
SR11	10/10/2014 2:40	28.65	66.8	**4.37**	2.0	SR11	10/10/2014 8:40	28.46	79.8	**5.25**	2.1	SR11	10/10/2014 14:40	28.87	74.1	**4.83**	1.1	SR11	10/10/2014 20:40	28.83	82.6	**5.39**	1.3
SR11	10/10/2014 2:45	28.64	71.0	**4.64**	1.0	SR11	10/10/2014 8:45	28.48	80.0	**5.25**	2.1	SR11	10/10/2014 14:45	28.89	75.3	**4.91**	0.7	SR11	10/10/2014 20:45	28.82	83.1	**5.42**	1.4
SR11	10/10/2014 2:50	28.64	70.7	**4.62**	1.1	SR11	10/10/2014 8:50	28.49	79.9	**5.25**	2.7	SR11	10/10/2014 14:50	28.92	76.4	**4.98**	0.6	SR11	10/10/2014 20:50	28.86	82.3	**5.37**	1.4
SR11	10/10/2014 2:55	28.64	71.8	**4.70**	1.1	SR11	10/10/2014 8:55	28.50	79.9	**5.25**	2.1	SR11	10/10/2014 14:55	28.95	77.2	**5.03**	1.3	SR11	10/10/2014 20:55	28.84	84.0	**5.48**	1.4
SR11	10/10/2014 3:00	28.64	72.4	**4.73**	1.2	SR11	10/10/2014 9:00	28.52	79.9	**5.25**	2.1	SR11	10/10/2014 15:00	28.97	77.1	**5.02**	0.4	SR11	10/10/2014 21:00	28.83	82.3	**5.37**	1.2
SR11	10/10/2014 3:05	28.64	69.5	**4.54**	1.9	SR11	10/10/2014 9:05	28.53	79.5	**5.22**	2.3	SR11	10/10/2014 15:05	28.99	78.7	**5.12**	0.5	SR11	10/10/2014 21:05	28.83	84.0	**5.48**	1.3
SR11	10/10/2014 3:10	28.63	72.1	**4.72**	1.4	SR11	10/10/2014 9:10	28.54	79.7	**5.23**	2.2	SR11	10/10/2014 15:10	28.97	77.2	**5.03**	0.8	SR11	10/10/2014 21:10	28.83	84.3	**5.50**	1.4
SR11	10/10/2014 3:15	28.65	68.3	**4.47**	1.9	SR11	10/10/2014 9:15	28.54	79.7	**5.23**	2.3	SR11	10/10/2014 15:15	28.94	75.9	**4.95**	0.5	SR11	10/10/2014 21:15	28.80	84.5	**5.52**	1.4
SR11	10/10/2014 3:20	28.63	72.0	**4.71**	1.7	SR11	10/10/2014 9:20	28.57	79.9	**5.25**	3.5	SR11	10/10/2014 15:20	29.01	76.2	**4.96**	0.3	SR11	10/10/2014 21:20	28.80	84.0	**5.49**	1.3
SR11	10/10/2014 3:25	28.65	70.7	**4.63**	1.6	SR11	10/10/2014 9:25	28.57	80.1	**5.26**	2.3	SR11	10/10/2014 15:25	28.95	73.5	**4.79**	0.7	SR11	10/10/2014 21:25	28.80	84.6	**5.53**	1.3
SR11	10/10/2014 3:30	28.64	72.2	**4.72**	1.7	SR11	10/10/2014 9:30	28.58	79.9	**5.24**	2.4	SR11	10/10/2014 15:30	28.93	72.6	**4.73**	0.8	SR11	10/10/2014 21:30	28.81	84.6	**5.52**	1.5
SR11	10/10/2014 3:35	28.66	69.0	**4.51**	2.0	SR11	10/10/2014 9:35	28.59	81.0	**5.32**	1.9	SR11	10/10/2014 15:35	28.90	71.5	**4.66**	0.5	SR11	10/10/2014 21:35	28.79	84.7	**5.53**	1.3
SR11	10/10/2014 3:40	28.62	73.6	**4.81**	1.2	SR11	10/10/2014 9:40	28.59	80.7	**5.29**	2.1	SR11	10/10/2014 15:40	28.89	69.4	**4.52**	0.8	SR11	10/10/2014 21:40	28.78	83.7	**5.47**	1.2
SR11	10/10/2014 3:45	28.66	69.3	**4.53**	1.8	SR11	10/10/2014 9:45	28.59	80.5	**5.28**	1.9	SR11	10/10/2014 15:45	28.90	72.4	**4.72**	0.3	SR11	10/10/2014 21:45	28.78	84.4	**5.51**	1.3
SR11	10/10/2014 3:50	28.64	70.8	**4.63**	4.4	SR11	10/10/2014 9:50	28.56	79.7	**5.23**	1.8	SR11	10/10/2014 15:50	28.90	73.2	**4.77**	0.3	SR11	10/10/2014 21:50	28.78	82.7	**5.40**	1.5
SR11	10/10/2014 3:55	28.64	68.8	**4.50**	1.8	SR11	10/10/2014 9:55	28.60	80.6	**5.28**	1.7	SR11	10/10/2014 15:55	28.88	72.3	**4.72**	0.4	SR11	10/10/2014 21:55	28.80	83.7	**5.46**	1.6
SR11	10/10/2014 4:00	28.65	69.8	**4.56**	1.7	SR11	10/10/2014 10:00	28.61	80.7	**5.29**	1.7	SR11	10/10/2014 16:00	28.89	72.7	**4.74**	0.4	SR11	10/10/2014 22:00	28.77	84.6	**5.53**	1.3
SR11	10/10/2014 4:05	28.64	70.3	**4.59**	2.2	SR11	10/10/2014 10:05	28.62	80.8	**5.30**	1.8	SR11	10/10/2014 16:05	28.87	73.4	**4.79**	1.3	SR11	10/10/2014 22:05	28.77	82.8	**5.41**	1.2
SR11	10/10/2014 4:10	28.63	73.7	**4.82**	1.6	SR11	10/10/2014 10:10	28.61	80.8	**5.30**	1.8	SR11	10/10/2014 16:10	28.94	73.1	**4.76**	0.3	SR11	10/10/2014 22:10	28.76	84.3	**5.50**	1.2
SR11	10/10/2014 4:15	28.65	69.7	**4.55**	1.8	SR11	10/10/2014 10:15	28.62	81.1	**5.31**	2.3	SR11	10/10/2014 16:15	28.84	72.3	**4.72**	1.9	SR11	10/10/2014 22:15	28.78	83.7	**5.46**	1.3
SR11	10/10/2014 4:20	28.65	68.3	**4.46**	1.3	SR11	10/10/2014 10:20	28.60	80.9	**5.30**	1.8	SR11	10/10/2014 16:20	28.90	73.3	**4.78**	0.8	SR11	10/10/2014 22:20	28.76	83.9	**5.48**	1.1
SR11	10/10/2014 4:25	28.65	66.1	**4.32**	1.4	SR11	10/10/2014 10:25	28.62	80.6	**5.28**	1.7	SR11	10/10/2014 16:25	28.90	73.4	**4.78**	0.9	SR11	10/10/2014 22:25	28.76	81.7	**5.34**	1.3
SR11	10/10/2014 4:30	28.62	68.6	**4.49**	1.1	SR11	10/10/2014 10:30	28.60	80.7	**5.29**	2.0	SR11	10/10/2014 16:30	28.89	74.3	**4.85**	1.0	SR11	10/10/2014 22:30	28.76	81.0	**5.30**	1.6
SR11	10/10/2014 4:35	28.60	71.7	**4.69**	0.8	SR11	10/10/2014 10:35	28.61	80.9	**5.31**	1.6	SR11	10/10/2014 16:35	28.89	74.4	**4.85**	1.2	SR11	10/10/2014 22:35	28.76	81.4	**5.32**	1.4
SR11	10/10/2014 4:40	28.66	66.5	**4.35**	1.9	SR11	10/10/2014 10:40	28.63	81.3	**5.33**	1.6	SR11	10/10/2014 16:40	28.89	74.5	**4.86**	1.1	SR11	10/10/2014 22:40	28.76	78.1	**5.11**	2.0
SR11	10/10/2014 4:45	28.63	67.2	**4.39**	1.5	SR11	10/10/2014 10:45	28.61	80.9	**5.31**	2.7	SR11	10/10/2014 16:45	28.91	74.2	**4.84**	1.1	SR11	10/10/2014 22:45	28.75	75.2	**4.91**	1.6
SR11	10/10/2014 4:50	28.64	64.9	**4.24**	1.8	SR11	10/10/2014 10:50	28.59	80.7	**5.29**	2.8	SR11	10/10/2014 16:50	28.94	76.7	**5.00**	0.8	SR11	10/10/2014 22:50	28.75	74.5	**4.87**	1.8
SR11	10/10/2014 4:55	28.65	66.3	**4.33**	1.6	SR11	10/10/2014 10:55	28.59	79.9	**5.24**	1.5	SR11	10/10/2014 16:55	28.90	72.4	**4.72**	1.5	SR11	10/10/2014 22:55	28.76	71.1	**4.64**	2.3
SR11	10/10/2014 5:00	28.62	68.7	**4.50**	1.4	SR11	10/10/2014 11:00	28.59	79.2	**5.20**	1.5	SR11	10/10/2014 17:00	28.88	70.1	**4.57**	1.4	SR11	10/10/2014 23:00	28.76	68.6	**4.48**	2.3
SR11	10/10/2014 5:05	28.63	64.6	**4.22**	1.7	SR11	10/10/2014 11:05	28.61	79.9	**5.24**	1.6	SR11	10/10/2014 17:05	28.88	69.6	**4.54**	1.5	SR11	10/10/2014 23:05	28.76	70.1	**4.58**	2.4
SR11	10/10/2014 5:10	28.63	66.2	**4.33**	1.7	SR11	10/10/2014 11:10	28.61	80.1	**5.25**	1.4	SR11	10/10/2014 17:10	28.86	67.4	**4.40**	1.7	SR11	10/10/2014 23:10	28.75	64.6	**4.22**	2.1
SR11	10/10/2014 5:15	28.64	64.5	**4.22**	2.2	SR11	10/10/2014 11:15	28.62	80.3	**5.26**	1.6	SR11	10/10/2014 17:15	28.87	65.4	**4.26**	1.5	SR11	10/10/2014 23:15	28.75	65.8	**4.30**	2.4
SR11	10/10/2014 5:20	28.64	64.6	**4.22**	1.7	SR11	10/10/2014 11:20	28.65	80.6	**5.27**	1.6	SR11	10/10/2014 17:20	28.89	69.3	**4.52**	0.9	SR11	10/10/2014 23:20	28.75	61.9	**4.04**	2.3
SR11	10/10/2014 5:25	28.65	64.7	**4.23**	2.2	SR11	10/10/2014 11:25	28.58	78.2	**5.12**	1.9	SR11	10/10/2014 17:25	28.87	72.3	**4.72**	0.5	SR11	10/10/2014 23:25	28.75	61.8	**4.04**	2.4
SR11	10/10/2014 5:30	28.64	67.0	**4.38**	1.7	SR11	10/10/2014 11:30	28.59	78.2	**5.13**	2.2	SR11	10/10/2014 17:30	28.85	68.0	**4.44**	1.6	SR11	10/10/2014 23:30	28.75	63.4	**4.14**	2.7
SR11	10/10/2014 5:35	28.64	69.3	**4.53**	1.7	SR11	10/10/2014 11:35	28.61	73.9	**4.84**	3.0	SR11	10/10/2014 17:35	28.83	65.8	**4.29**	2.0	SR11	10/10/2014 23:35	28.75	65.6	**4.29**	2.2
SR11	10/10/2014 5:40	28.62	68.8	**4.49**	1.4	SR11	10/10/2014 11:40	28.65	79.7	**5.21**	2.7	SR11	10/10/2014 17:40	28.79	66.9	**4.37**	3.0	SR11	10/10/2014 23:40	28.75	64.9	**4.24**	2.0
SR11	10/10/2014 5:45	28.65	69.7	**4.56**	2.1	SR11	10/10/2014 11:45	28.60	76.4	**5.01**	2.2	SR11	10/10/2014 17:45	28.83	67.4	**4.40**	1.4	SR11	10/10/2014 23:45	28.76	68.0	**4.44**	2.1
SR11	10/10/2014 5:50	28.63	66.6	**4.36**	1.9	SR11	10/10/2014 11:50	28.61	76.6	**5.02**	2.0	SR11	10/10/2014 17:50	28.78	69.0	**4.50**	3.2	SR11	10/10/2014 23:50	28.75	68.5	**4.47**	2.0
SR11	10/10/2014 5:55	28.61	69.1	**4.52**	1.6	SR11	10/10/2014 11:55	28.61	75.8	**4.97**	2.1	SR11	10/10/2014 17:55	28.81	67.2	**4.39**	1.7	SR11	10/10/2014 23:55	28.75	66.9	**4.37**	2.1

Station	Timestamp	Temp (° C)	DO (%)	DO (mg/L)	Tur (NTU)	Station	Timestamp	Temp (° C)	DO (%)	DO (mg/L)	Tur (NTU)	Station	Timestamp	Temp (° C)	DO (%)	DO (mg/L)	Tur (NTU)	Station	Timestamp	Temp (°C)	DO (%)	DO (mg/L)	Tur (NTU)
SR12	10/10/2014 0:01	28.68	67.8	4.40	6.2	SR12	10/10/2014 6:01	28.62	71.1	4.62	**16.1**	SR12	10/10/2014 12:01	28.64	66.0	4.28	8.0	SR12	10/10/2014 18:01	28.69	70.2	4.56	9.2
SR12	10/10/2014 0:06	28.68	67.5	4.38	6.2	SR12	10/10/2014 6:06	28.61	70.3	4.57	**12.0**	SR12	10/10/2014 12:06	28.65	67.3	4.37	7.0	SR12	10/10/2014 18:06	28.69	69.7	4.53	8.4
SR12	10/10/2014 0:11	28.69	68.1	4.42	5.8	SR12	10/10/2014 6:11	28.60	71.1	4.63	**11.4**	SR12	10/10/2014 12:11	28.67	68.5	4.44	6.0	SR12	10/10/2014 18:11	28.69	69.4	4.51	8.7
SR12	10/10/2014 0:16	28.68	67.5	4.38	6.1	SR12	10/10/2014 6:16	28.61	70.8	4.61	**14.1**	SR12	10/10/2014 12:16	28.67	67.9	4.40	7.3	SR12	10/10/2014 18:16	28.69	68.7	4.46	9.0
SR12	10/10/2014 0:21	28.69	67.5	4.38	5.9	SR12	10/10/2014 6:21	28.61	69.8	4.54	**18.5**	SR12	10/10/2014 12:21	28.67	68.1	4.42	7.1	SR12	10/10/2014 18:21	28.69	67.9	4.41	8.5
SR12	10/10/2014 0:26	28.68	67.6	4.38	5.7	SR12	10/10/2014 6:26	28.61	68.9	4.48	8.9	SR12	10/10/2014 12:26	28.76	70.8	4.59	4.4	SR12	10/10/2014 18:26	28.69	68.1	4.42	9.3
SR12	10/10/2014 0:31	28.68	68.6	4.45	6.9	SR12	10/10/2014 6:31	28.61	68.9	4.48	**15.0**	SR12	10/10/2014 12:31	28.73	70.5	4.57	4.5	SR12	10/10/2014 18:31	28.68	67.4	4.38	8.3
SR12	10/10/2014 0:36	28.68	67.8	4.40	5.6	SR12	10/10/2014 6:36	28.62	68.9	4.41	**14.2**	SR12	10/10/2014 12:36	28.72	71.0	4.61	4.6	SR12	10/10/2014 18:36	28.69	67.5	4.38	8.6
SR12	10/10/2014 0:41	28.68	69.5	4.51	7.9	SR12	10/10/2014 6:41	28.63	68.9	4.39	**12.0**	SR12	10/10/2014 12:41	28.71	70.6	4.58	4.9	SR12	10/10/2014 18:41	28.68	67.4	4.38	**10.0**
SR12	10/10/2014 0:46	28.68	68.4	4.44	6.7	SR12	10/10/2014 6:46	28.62	68.9	4.39	**11.4**	SR12	10/10/2014 12:46	28.70	70.4	4.57	5.2	SR12	10/10/2014 18:46	28.68	66.7	4.33	8.5
SR12	10/10/2014 0:51	28.68	68.4	4.44	8.0	SR12	10/10/2014 6:51	28.61	68.9	4.35	**10.6**	SR12	10/10/2014 12:51	28.71	70.8	4.60	5.9	SR12	10/10/2014 18:51	28.67	66.8	4.33	8.6
SR12	10/10/2014 0:56	28.67	67.8	4.40	6.1	SR12	10/10/2014 6:56	28.61	68.9	4.37	**11.4**	SR12	10/10/2014 12:56	28.71	70.2	4.56	5.9	SR12	10/10/2014 18:56	28.66	67.0	4.35	8.1
SR12	10/10/2014 1:01	28.68	68.3	4.43	7.2	SR12	10/10/2014 7:01	28.61	67.1	4.36	9.6	SR12	10/10/2014 13:01	28.71	70.2	4.55	6.5	SR12	10/10/2014 19:01	28.66	67.5	4.38	8.0
SR12	10/10/2014 1:06	28.67	69.0	4.48	7.7	SR12	10/10/2014 7:06	28.60	67.1	4.36	9.1	SR12	10/10/2014 13:06	28.71	70.3	4.56	7.2	SR12	10/10/2014 19:06	28.65	67.9	4.41	7.8
SR12	10/10/2014 1:11	28.68	68.1	4.42	8.1	SR12	10/10/2014 7:11	28.61	67.8	4.40	**10.6**	SR12	10/10/2014 13:11	28.70	70.9	4.60	7.3	SR12	10/10/2014 19:11	28.65	68.0	4.41	6.9
SR12	10/10/2014 1:16	28.67	68.1	4.42	7.9	SR12	10/10/2014 7:16	28.61	67.3	4.37	**11.9**	SR12	10/10/2014 13:16	28.70	70.3	4.56	7.7	SR12	10/10/2014 19:16	28.64	68.3	4.44	6.6
SR12	10/10/2014 1:21	28.66	68.8	4.47	7.5	SR12	10/10/2014 7:21	28.61	67.5	4.38	**10.3**	SR12	10/10/2014 13:21	28.71	70.1	4.55	6.9	SR12	10/10/2014 19:21	28.64	68.1	4.43	7.2
SR12	10/10/2014 1:26	28.67	69.7	4.52	8.0	SR12	10/10/2014 7:26	28.61	67.1	4.36	9.6	SR12	10/10/2014 13:26	28.71	71.5	4.64	8.5	SR12	10/10/2014 19:26	28.65	67.8	4.40	6.8
SR12	10/10/2014 1:31	28.67	69.2	4.49	8.2	SR12	10/10/2014 7:31	28.62	66.8	4.34	**12.6**	SR12	10/10/2014 13:31	28.71	71.9	4.67	7.5	SR12	10/10/2014 19:31	28.65	67.9	4.41	7.5
SR12	10/10/2014 1:36	28.67	69.5	4.51	7.6	SR12	10/10/2014 7:36	28.62	67.0	4.35	**11.1**	SR12	10/10/2014 13:36	28.70	70.8	4.60	8.4	SR12	10/10/2014 19:36	28.63	68.3	4.44	6.8
SR12	10/10/2014 1:41	28.66	68.4	4.45	7.3	SR12	10/10/2014 7:41	28.61	67.7	4.40	9.2	SR12	10/10/2014 13:41	28.71	71.4	4.64	7.3	SR12	10/10/2014 19:41	28.63	67.9	4.41	6.8
SR12	10/10/2014 1:46	28.66	68.8	4.47	7.4	SR12	10/10/2014 7:46	28.60	67.7	4.40	9.0	SR12	10/10/2014 13:46	28.70	70.9	4.61	7.1	SR12	10/10/2014 19:46	28.63	67.5	4.39	6.7
SR12	10/10/2014 1:51	28.67	69.8	4.53	8.3	SR12	10/10/2014 7:51	28.61	67.8	4.41	8.9	SR12	10/10/2014 13:51	28.71	71.2	4.62	7.7	SR12	10/10/2014 19:51	28.63	69.2	4.49	6.8
SR12	10/10/2014 1:56	28.67	69.3	4.50	8.2	SR12	10/10/2014 7:56	28.61	67.6	4.39	**11.3**	SR12	10/10/2014 13:56	28.70	71.7	4.65	7.6	SR12	10/10/2014 19:56	28.64	68.1	4.42	6.7
SR12	10/10/2014 2:01	28.67	69.2	4.49	8.1	SR12	10/10/2014 8:01	28.61	67.8	4.40	9.6	SR12	10/10/2014 14:01	28.70	71.7	4.66	7.5	SR12	10/10/2014 20:01	28.63	68.3	4.44	6.2
SR12	10/10/2014 2:06	28.67	68.6	4.45	7.7	SR12	10/10/2014 8:06	28.61	67.6	4.39	9.4	SR12	10/10/2014 14:06	28.70	71.4	4.64	8.3	SR12	10/10/2014 20:06	28.64	68.7	4.46	7.3
SR12	10/10/2014 2:11	28.67	68.1	4.42	7.0	SR12	10/10/2014 8:11	28.61	67.9	4.41	8.8	SR12	10/10/2014 14:11	28.70	71.1	4.62	9.0	SR12	10/10/2014 20:11	28.64	69.2	4.50	7.1
SR12	10/10/2014 2:16	28.68	68.8	4.46	8.9	SR12	10/10/2014 8:16	28.61	67.9	4.41	8.7	SR12	10/10/2014 14:16	28.70	71.3	4.63	8.5	SR12	10/10/2014 20:16	28.63	69.2	4.50	6.8
SR12	10/10/2014 2:21	28.68	68.2	4.43	9.5	SR12	10/10/2014 8:21	28.61	67.1	4.36	8.6	SR12	10/10/2014 14:21	28.69	71.0	4.61	8.6	SR12	10/10/2014 20:21	28.63	68.7	4.47	5.7
SR12	10/10/2014 2:26	28.68	69.1	4.49	9.6	SR12	10/10/2014 8:26	28.61	67.4	4.38	7.3	SR12	10/10/2014 14:26	28.69	71.8	4.67	8.1	SR12	10/10/2014 20:26	28.63	69.2	4.50	6.4
SR12	10/10/2014 2:31	28.67	67.8	4.40	8.0	SR12	10/10/2014 8:31	28.61	67.2	4.37	7.5	SR12	10/10/2014 14:31	28.69	71.7	4.66	9.4	SR12	10/10/2014 20:31	28.62	68.2	4.43	5.9
SR12	10/10/2014 2:36	28.67	67.5	4.39	8.9	SR12	10/10/2014 8:36	28.61	67.4	4.38	7.2	SR12	10/10/2014 14:36	28.68	72.9	4.74	7.8	SR12	10/10/2014 20:36	28.63	67.6	4.39	6.0
SR12	10/10/2014 2:41	28.68	67.6	4.39	**10.0**	SR12	10/10/2014 8:41	28.61	67.5	4.38	7.8	SR12	10/10/2014 14:41	28.67	72.4	4.70	7.7	SR12	10/10/2014 20:41	28.63	67.3	4.37	5.2
SR12	10/10/2014 2:46	28.67	68.4	4.44	**11.2**	SR12	10/10/2014 8:46	28.62	67.2	4.37	6.2	SR12	10/10/2014 14:46	28.68	72.1	4.69	8.7	SR12	10/10/2014 20:46	28.63	68.0	4.42	6.0
SR12	10/10/2014 2:51	28.68	68.4	4.44	**15.5**	SR12	10/10/2014 8:51	28.63	67.3	4.37	6.7	SR12	10/10/2014 14:51	28.67	71.6	4.65	9.0	SR12	10/10/2014 20:51	28.62	67.6	4.39	5.1
SR12	10/10/2014 2:56	28.68	70.5	4.58	**17.4**	SR12	10/10/2014 8:56	28.63	66.2	4.30	6.8	SR12	10/10/2014 14:56	28.67	71.4	4.64	8.8	SR12	10/10/2014 20:56	28.63	68.4	4.45	5.5
SR12	10/10/2014 3:01	28.67	71.1	4.61	**14.9**	SR12	10/10/2014 9:01	28.63	66.8	4.34	6.2	SR12	10/10/2014 15:01	28.67	72.5	4.71	7.4	SR12	10/10/2014 21:01	28.62	67.5	4.39	5.1
SR12	10/10/2014 3:06	28.67	70.2	4.56	**15.5**	SR12	10/10/2014 9:06	28.63	65.0	4.22	7.6	SR12	10/10/2014 15:06	28.67	72.0	4.68	8.3	SR12	10/10/2014 21:06	28.61	68.4	4.44	5.3
SR12	10/10/2014 3:11	28.67	70.1	4.55	9.5	SR12	10/10/2014 9:11	28.63	65.1	4.23	6.7	SR12	10/10/2014 15:11	28.66	71.8	4.67	8.1	SR12	10/10/2014 21:11	28.62	67.7	4.40	5.8
SR12	10/10/2014 3:16	28.67	70.1	4.55	**16.9**	SR12	10/10/2014 9:16	28.63	66.3	4.31	7.0	SR12	10/10/2014 15:16	28.66	72.0	4.68	8.9	SR12	10/10/2014 21:16	28.63	67.0	4.35	6.0
SR12	10/10/2014 3:21	28.67	70.8	4.59	**11.2**	SR12	10/10/2014 9:21	28.63	65.3	4.24	**10.5**	SR12	10/10/2014 15:21	28.65	71.1	4.62	**11.4**	SR12	10/10/2014 21:21	28.63	65.7	4.27	5.4
SR12	10/10/2014 3:26	28.65	71.5	4.64	**15.5**	SR12	10/10/2014 9:26	28.62	64.5	4.19	9.1	SR12	10/10/2014 15:26	28.65	71.9	4.67	8.5	SR12	10/10/2014 21:26	28.63	66.7	4.34	5.1
SR12	10/10/2014 3:31	28.66	70.6	4.58	**17.2**	SR12	10/10/2014 9:31	28.63	64.1	4.16	7.2	SR12	10/10/2014 15:31	28.65	71.5	4.65	9.3	SR12	10/10/2014 21:31	28.63	66.0	4.29	5.4
SR12	10/10/2014 3:36	28.65	71.1	4.61	**17.5**	SR12	10/10/2014 9:36	28.63	65.1	4.23	6.4	SR12	10/10/2014 15:36	28.65	71.8	4.67	9.0	SR12	10/10/2014 21:36	28.64	63.8	4.14	5.2
SR12	10/10/2014 3:41	28.64	72.2	4.69	**14.7**	SR12	10/10/2014 9:41	28.63	66.1	4.29	6.5	SR12	10/10/2014 15:41	28.65	71.7	4.66	8.7	SR12	10/10/2014 21:41	28.65	64.0	4.16	5.7
SR12	10/10/2014 3:46	28.64	72.3	4.70	8.9	SR12	10/10/2014 9:46	28.63	65.4	4.25	5.7	SR12	10/10/2014 15:46	28.65	71.6	4.66	9.3	SR12	10/10/2014 21:46	28.64	63.5	4.12	4.7
SR12	10/10/2014 3:51	28.64	72.3	4.70	**15.5**	SR12	10/10/2014 9:51	28.63	66.3	4.30	5.7	SR12	10/10/2014 15:51	28.65	71.5	4.65	9.2	SR12	10/10/2014 21:51	28.65	63.7	4.14	5.2
SR12	10/10/2014 3:56	28.64	72.2	4.69	**16.0**	SR12	10/10/2014 9:56	28.63	65.4	4.25	6.8	SR12	10/10/2014 15:56	28.66	71.1	4.62	9.6	SR12	10/10/2014 21:56	28.65	65.6	4.25	6.1
SR12	10/10/2014 4:01	28.64	72.0	4.67	**14.8**	SR12	10/10/2014 10:01	28.62	68.4	4.44	6.0	SR12	10/10/2014 16:01	28.68	72.1	4.69	9.1	SR12	10/10/2014 22:01	28.65	65.0	4.22	5.7
SR12	10/10/2014 4:06	28.63	71.6	4.65	**14.6**	SR12	10/10/2014 10:06	28.62	68.1	4.42	5.9	SR12	10/10/2014 16:06	28.67	72.1	4.69	**10.1**	SR12	10/10/2014 22:06	28.65	63.9	4.15	6.1
SR12	10/10/2014 4:11	28.63	72.1	4.69	**15.5**	SR12	10/10/2014 10:11	28.63	67.7	4.40	6.4	SR12	10/10/2014 16:11	28.67	71.2	4.63	9.2	SR12	10/10/2014 22:11	28.65	66.2	4.29	6.0
SR12	10/10/2014 4:16	28.63	72.5	4.71	**15.5**	SR12	10/10/2014 10:16	28.63	67.4	4.37	6.8	SR12	10/10/2014 16:16	28.67	71.5	4.65	8.9	SR12	10/10/2014 22:16	28.64	65.3	4.24	5.3
SR12	10/10/2014 4:21	28.63	72.2	4.69	**12.4**	SR12	10/10/2014 10:21	28.62	66.2	4.30	7.0	SR12	10/10/2014 16:21	28.68	71.5	4.65	9.8	SR12	10/10/2014 22:21	28.62	65.0	4.22	4.5
SR12	10/10/2014 4:26	28.63	72.2	4.69	**16.9**	SR12	10/10/2014 10:26	28.62	66.7	4.33	7.0	SR12	10/10/2014 16:26	28.69	71.8	4.67	8.3	SR12	10/10/2014 22:26	28.64	65.5	4.25	6.6
SR12	10/10/2014 4:31	28.63	72.2	4.70	**16.4**	SR12	10/10/2014 10:31	28.62	67.2	4.36	6.7	SR12	10/10/2014 16:31	28.69	72.2	4.69	9.5	SR12	10/10/2014 22:31	28.65	65.7	4.26	7.4
SR12	10/10/2014 4:36	28.63	72.6	4.72	**15.7**	SR12	10/10/2014 10:36	28.62	67.0	4.35	5.7	SR12	10/10/2014 16:36	28.69	73.6	4.78	7.2	SR12	10/10/2014 22:36	28.62	66.3	4.30	6.3
SR12	10/10/2014 4:41	28.63	72.5	4.71	**16.4**	SR12	10/10/2014 10:41	28.64	68.5	4.44	4.5	SR12	10/10/2014 16:41	28.69	72.5	4.71	8.0	SR12	10/10/2014 22:41	28.62	67.6	4.39	5.2
SR12	10/10/2014 4:46	28.61	72.2	4.69	**13.3**	SR12	10/10/2014 10:46	28.64	66.7	4.33	5.1	SR12	10/10/2014 16:46	28.70	72.3	4.70	7.5	SR12	10/10/2014 22:46	28.62	67.0	4.35	5.7
SR12	10/10/2014 4:51	28.61	72.2	4.70	**12.7**	SR12	10/10/2014 10:51	28.64	65.7	4.26	4.7	SR12	10/10/2014 16:51	28.68	71.9	4.67	7.5	SR12	10/10/2014 22:51	28.60	68.3	4.44	5.1
SR12	10/10/2014 4:56	28.61	71.7	4.67	9.7	SR12	10/10/2014 10:56	28.65	67.8	4.40	4.7	SR12	10/10/2014 16:56	28.69	72.9	4.74	6.5	SR12	10/10/2014 22:56	28.60	68.7	4.46	4.6
SR12	10/10/2014 5:01	28.62	71.7	4.67	**14.2**	SR12	10/10/2014 11:01	28.64	67.3	4.37	5.2	SR12	10/10/2014 17:01	28.69	72.1	4.68	7.6	SR12	10/10/2014 23:01	28.60	68.5	4.45	5.1
SR12	10/10/2014 5:06	28.61	71.8	4.67	**13.0**	SR12	10/10/2014 11:06	28.64	65.5	4.25	8.8	SR12	10/10/2014 17:06	28.68	72.8	4.73	6.1	SR12	10/10/2014 23:06	28.61	67.0	4.35	5.0
SR12	10/10/2014 5:11	28.59	72.6	4.72	**11.2**	SR12	10/10/2014 11:11	28.64	66.2	4.29	6.5	SR12	10/10/2014 17:11	28.69	72.5	4.71	5.6	SR12	10/10/2014 23:11	28.62	66.8	4.34	5.5
SR12	10/10/2014 5:16	28.62	72.1	4.69	**12.1**	SR12	10/10/2014 11:16	28.64	66.7	4.33	7.1	SR12	10/10/2014 17:16	28.68	72.3	4.70	6.5	SR12	10/10/2014 23:16	28.62	66.3	4.30	5.4
SR12	10/10/2014 5:21	28.60	72.5	4.72	9.9	SR12	10/10/2014 11:21	28.64	66.1	4.29	7.8	SR12	10/10/2014 17:21	28.69	71.9	4.67	6.8	SR12	10/10/2014 23:21	28.63	65.9	4.28	5.5
SR12	10/10/2014 5:26	28.58	71.6	4.66	9.7	SR12	10/10/2014 11:26	28.63	66.4	4.31	7.8	SR12	10/10/2014 17:26	28.69	71.0	4.62	6.6	SR12	10/10/2014 23:26	28.63	65.9	4.28	5.5
SR12	10/10/2014 5:31	28.59	70.7	4.60	9.4	SR12	10/10/2014 11:31	28.66	67.7	4.39	5.3	SR12	10/10/2014 17:31	28.68	70.9	4.61	6.1	SR12	10/10/2014 23:31	28.59	65.7	4.27	4.8
SR12	10/10/2014 5:36	28.60	71.4	4.64	**10.5**	SR12	10/10/2014 11:36	28.67	67.6	4.39	5.3	SR12	10/10/2014 17:36	28.69	71.3	4.63	5.9	SR12	10/10/2014 23:36	28.56	68.2	4.43	4.3
SR12	10/10/2014 5:41	28.58	71.9	4.68	8.4	SR12	10/10/2014 11:41	28.64	66.1	4.29	7.8	SR12	10/10/2014 17:41	28.69	70.2	4.56	6.8	SR12	10/10/2014 23:41	28.58	68.7	4.47	4.1
SR12	10/10/2014 5:46	28.59	71.4	4.65	8.9	SR12	10/10/2014 11:46	28.66	67.4	4.37	6.2	SR12	10/10/2014 17:46	28.70	70.3	4.57	8.5	SR12	10/10/2014 23:46	28.58	68.1	4.43	5.0
SR12	10/10/2014 5:51	28.60	71.0	4.62	9.7	SR12	10/10/2014 11:51	28.65	66.3	4.30	7.1	SR12	10/10/2014 17:51	28.68	70.8	4.60	7.2	SR12	10/10/2014 23:51	28.59	68.5	4.45	4.4
SR12	10/10/2014 5:56	28.61	71.0	4.62	**11.3**	SR12	10/10/2014 11:56	28.64	66.0	4.28	8.1	SR12	10/10/2014 17:56	28.69	70.5	4.58	7.3	SR12	10/10/2014 23:56	28.60	68.9	4.48	4.7

Station	Timestamp	Temp (° C)	DO (%)	DO (mg/L)	Tur (NTU)	Station	Timestamp	Temp (° C)	DO (%)	DO (mg/L)	Tur (NTU)	Station	Timestamp	Temp (° C)	DO (%)	DO (mg/L)	Tur (NTU)	Station	Timestamp	Temp (°C)	DO (%)	DO (mg/L)	Tur (NTU)
SR13	10/10/2014 0:00	28.65	67.3	**4.40**	6.2	SR13	10/10/2014 6:00	28.56	66.9	**4.39**	2.3	SR13	10/10/2014 12:00	28.58	67.3	**4.41**	3.1	SR13	10/10/2014 18:00	28.64	69.6	**4.55**	1.9
SR13	10/10/2014 0:05	28.65	67.4	**4.40**	6.1	SR13	10/10/2014 6:05	28.56	65.8	**4.32**	2.2	SR13	10/10/2014 12:05	28.58	67.1	**4.40**	2.5	SR13	10/10/2014 18:05	28.64	69.7	**4.56**	1.9
SR13	10/10/2014 0:10	28.66	66.9	**4.38**	3.2	SR13	10/10/2014 6:10	28.56	63.4	**4.16**	2.3	SR13	10/10/2014 12:10	28.59	67.1	**4.40**	2.7	SR13	10/10/2014 18:10	28.63	69.5	**4.54**	1.4
SR13	10/10/2014 0:15	28.66	67.3	**4.40**	3.8	SR13	10/10/2014 6:15	28.56	66.2	**4.35**	2.1	SR13	10/10/2014 12:15	28.58	67.2	**4.41**	2.0	SR13	10/10/2014 18:15	28.62	70.5	**4.61**	1.5
SR13	10/10/2014 0:20	28.65	67.2	**4.39**	4.6	SR13	10/10/2014 6:20	28.56	67.3	**4.42**	2.9	SR13	10/10/2014 12:20	28.58	66.9	**4.38**	1.9	SR13	10/10/2014 18:20	28.63	70.1	**4.59**	1.7
SR13	10/10/2014 0:25	28.65	67.3	**4.40**	3.9	SR13	10/10/2014 6:25	28.58	68.1	**4.47**	4.0	SR13	10/10/2014 12:25	28.61	68.4	**4.48**	1.9	SR13	10/10/2014 18:25	28.62	70.2	**4.59**	1.4
SR13	10/10/2014 0:30	28.65	67.2	**4.39**	3.7	SR13	10/10/2014 6:30	28.57	67.7	**4.44**	3.7	SR13	10/10/2014 12:30	28.62	68.6	**4.49**	1.9	SR13	10/10/2014 18:30	28.62	70.0	**4.58**	1.3
SR13	10/10/2014 0:35	28.65	67.2	**4.40**	3.7	SR13	10/10/2014 6:35	28.55	66.4	**4.36**	3.1	SR13	10/10/2014 12:35	28.60	68.7	**4.50**	2.6	SR13	10/10/2014 18:35	28.61	69.7	**4.56**	1.3
SR13	10/10/2014 0:40	28.65	67.3	**4.40**	3.9	SR13	10/10/2014 6:40	28.56	67.6	**4.43**	3.7	SR13	10/10/2014 12:40	28.60	68.5	**4.49**	2.3	SR13	10/10/2014 18:40	28.62	70.0	**4.58**	1.7
SR13	10/10/2014 0:45	28.66	66.9	**4.38**	3.1	SR13	10/10/2014 6:45	28.56	67.4	**4.42**	4.0	SR13	10/10/2014 12:45	28.59	68.0	**4.46**	2.7	SR13	10/10/2014 18:45	28.61	69.9	**4.57**	1.1
SR13	10/10/2014 0:50	28.66	66.6	**4.36**	3.3	SR13	10/10/2014 6:50	28.56	67.1	**4.40**	3.0	SR13	10/10/2014 12:50	28.59	67.1	**4.40**	1.9	SR13	10/10/2014 18:50	28.62	70.2	**4.59**	1.3
SR13	10/10/2014 0:55	28.65	66.8	**4.37**	4.6	SR13	10/10/2014 6:55	28.54	66.6	**4.37**	2.8	SR13	10/10/2014 12:55	28.61	68.2	**4.47**	2.6	SR13	10/10/2014 18:55	28.63	70.0	**4.58**	1.9
SR13	10/10/2014 1:00	28.65	66.6	**4.36**	3.8	SR13	10/10/2014 7:00	28.57	68.2	**4.47**	9.7	SR13	10/10/2014 13:00	28.60	67.6	**4.43**	2.7	SR13	10/10/2014 19:00	28.59	71.3	**4.67**	2.4
SR13	10/10/2014 1:05	28.65	66.7	**4.36**	3.9	SR13	10/10/2014 7:05	28.54	67.3	**4.42**	8.1	SR13	10/10/2014 13:05	28.62	68.2	**4.47**	2.9	SR13	10/10/2014 19:05	28.60	70.8	**4.63**	2.1
SR13	10/10/2014 1:10	28.65	66.4	**4.34**	3.2	SR13	10/10/2014 7:10	28.54	68.7	**4.51**	4.5	SR13	10/10/2014 13:10	28.67	69.5	**4.55**	2.4	SR13	10/10/2014 19:10	28.59	70.7	**4.63**	2.0
SR13	10/10/2014 1:15	28.65	65.7	**4.29**	3.2	SR13	10/10/2014 7:15	28.55	68.9	**4.52**	6.1	SR13	10/10/2014 13:15	28.67	69.5	**4.55**	2.0	SR13	10/10/2014 19:15	28.61	70.1	**4.59**	1.9
SR13	10/10/2014 1:20	28.66	64.3	**4.21**	1.9	SR13	10/10/2014 7:20	28.55	68.3	**4.48**	6.6	SR13	10/10/2014 13:20	28.68	69.4	**4.54**	1.6	SR13	10/10/2014 19:20	28.59	70.8	**4.64**	2.4
SR13	10/10/2014 1:25	28.65	63.7	**4.17**	1.8	SR13	10/10/2014 7:25	28.54	68.4	**4.49**	6.2	SR13	10/10/2014 13:25	28.69	69.4	**4.54**	1.9	SR13	10/10/2014 19:25	28.59	70.1	**4.59**	1.4
SR13	10/10/2014 1:30	28.64	65.9	**4.31**	3.1	SR13	10/10/2014 7:30	28.54	68.8	**4.51**	6.2	SR13	10/10/2014 13:30	28.82	70.0	**4.57**	1.0	SR13	10/10/2014 19:30	28.60	70.2	**4.59**	1.8
SR13	10/10/2014 1:35	28.63	68.2	**4.46**	6.2	SR13	10/10/2014 7:35	28.55	68.4	**4.49**	7.1	SR13	10/10/2014 13:35	28.83	70.3	**4.59**	1.1	SR13	10/10/2014 19:35	28.59	70.2	**4.59**	1.7
SR13	10/10/2014 1:40	28.63	68.1	**4.46**	7.4	SR13	10/10/2014 7:40	28.55	67.8	**4.45**	5.7	SR13	10/10/2014 13:40	28.88	70.6	**4.61**	1.0	SR13	10/10/2014 19:40	28.60	70.1	**4.59**	1.9
SR13	10/10/2014 1:45	28.63	67.4	**4.41**	6.4	SR13	10/10/2014 7:45	28.55	68.2	**4.47**	7.5	SR13	10/10/2014 13:45	28.89	70.5	**4.60**	1.1	SR13	10/10/2014 19:45	28.60	70.2	**4.60**	2.2
SR13	10/10/2014 1:50	28.63	67.2	**4.39**	5.4	SR13	10/10/2014 7:50	28.54	68.0	**4.46**	5.6	SR13	10/10/2014 13:50	28.96	72.0	**4.69**	0.9	SR13	10/10/2014 19:50	28.60	70.2	**4.59**	2.2
SR13	10/10/2014 1:55	28.62	66.9	**4.38**	5.1	SR13	10/10/2014 7:55	28.54	68.8	**4.52**	6.3	SR13	10/10/2014 13:55	28.87	70.7	**4.61**	1.0	SR13	10/10/2014 19:55	28.60	70.0	**4.58**	1.8
SR13	10/10/2014 2:00	28.63	67.1	**4.39**	5.1	SR13	10/10/2014 8:00	28.53	69.3	**4.54**	6.0	SR13	10/10/2014 14:00	28.77	68.1	**4.45**	0.9	SR13	10/10/2014 20:00	28.60	69.8	**4.57**	1.9
SR13	10/10/2014 2:05	28.63	67.1	**4.39**	6.4	SR13	10/10/2014 8:05	28.50	70.1	**4.60**	3.7	SR13	10/10/2014 14:05	28.79	68.0	**4.44**	0.9	SR13	10/10/2014 20:05	28.60	69.7	**4.56**	1.9
SR13	10/10/2014 2:10	28.63	67.2	**4.39**	6.8	SR13	10/10/2014 8:10	28.52	70.3	**4.62**	4.3	SR13	10/10/2014 14:10	28.90	70.3	**4.58**	1.2	SR13	10/10/2014 20:10	28.59	69.5	**4.55**	1.9
SR13	10/10/2014 2:15	28.63	66.7	**4.36**	6.2	SR13	10/10/2014 8:15	28.52	71.0	**4.66**	3.1	SR13	10/10/2014 14:15	28.95	71.8	**4.68**	1.1	SR13	10/10/2014 20:15	28.59	69.6	**4.56**	1.7
SR13	10/10/2014 2:20	28.62	65.5	**4.29**	5.0	SR13	10/10/2014 8:20	28.52	70.4	**4.62**	3.7	SR13	10/10/2014 14:20	28.93	71.9	**4.69**	0.8	SR13	10/10/2014 20:20	28.60	69.5	**4.55**	1.8
SR13	10/10/2014 2:25	28.63	65.1	**4.26**	4.6	SR13	10/10/2014 8:25	28.52	70.7	**4.64**	3.2	SR13	10/10/2014 14:25	29.00	72.8	**4.74**	0.9	SR13	10/10/2014 20:25	28.61	68.7	**4.50**	2.7
SR13	10/10/2014 2:30	28.63	64.8	**4.24**	5.2	SR13	10/10/2014 8:30	28.53	70.6	**4.64**	3.0	SR13	10/10/2014 14:30	28.88	71.8	**4.68**	2.2	SR13	10/10/2014 20:30	28.63	67.5	**4.41**	4.0
SR13	10/10/2014 2:35	28.62	63.6	**4.16**	3.8	SR13	10/10/2014 8:35	28.52	70.8	**4.65**	3.0	SR13	10/10/2014 14:35	28.93	72.0	**4.69**	0.9	SR13	10/10/2014 20:35	28.63	67.5	**4.42**	4.0
SR13	10/10/2014 2:40	28.63	64.0	**4.19**	4.4	SR13	10/10/2014 8:40	28.52	70.7	**4.64**	2.4	SR13	10/10/2014 14:40	28.81	70.3	**4.59**	2.1	SR13	10/10/2014 20:40	28.61	66.6	**4.36**	1.6
SR13	10/10/2014 2:45	28.63	65.5	**4.29**	4.2	SR13	10/10/2014 8:45	28.52	70.8	**4.65**	2.2	SR13	10/10/2014 14:45	28.72	69.6	**4.55**	4.6	SR13	10/10/2014 20:45	28.60	68.7	**4.49**	2.4
SR13	10/10/2014 2:50	28.63	67.2	**4.40**	6.8	SR13	10/10/2014 8:50	28.52	70.5	**4.63**	2.1	SR13	10/10/2014 14:50	28.74	69.3	**4.53**	3.1	SR13	10/10/2014 20:50	28.63	68.3	**4.47**	3.4
SR13	10/10/2014 2:55	28.62	64.8	**4.24**	9.0	SR13	10/10/2014 8:55	28.52	70.5	**4.63**	1.9	SR13	10/10/2014 14:55	28.74	69.2	**4.52**	2.4	SR13	10/10/2014 20:55	28.64	67.7	**4.42**	4.1
SR13	10/10/2014 3:00	28.62	66.0	**4.32**	8.9	SR13	10/10/2014 9:00	28.53	70.5	**4.63**	1.8	SR13	10/10/2014 15:00	28.86	70.1	**4.57**	1.3	SR13	10/10/2014 21:00	28.64	67.2	**4.39**	3.1
SR13	10/10/2014 3:05	28.63	68.2	**4.46**	7.9	SR13	10/10/2014 9:05	28.53	70.4	**4.62**	1.6	SR13	10/10/2014 15:05	28.82	69.9	**4.56**	1.6	SR13	10/10/2014 21:05	28.64	66.3	**4.33**	2.4
SR13	10/10/2014 3:10	28.63	68.2	**4.46**	8.5	SR13	10/10/2014 9:10	28.54	70.7	**4.64**	1.9	SR13	10/10/2014 15:10	28.80	69.2	**4.52**	1.5	SR13	10/10/2014 21:10	28.64	65.8	**4.30**	1.9
SR13	10/10/2014 3:15	28.60	68.4	**4.48**	7.1	SR13	10/10/2014 9:15	28.53	70.6	**4.64**	2.1	SR13	10/10/2014 15:15	28.79	68.6	**4.48**	2.3	SR13	10/10/2014 21:15	28.64	66.0	**4.31**	2.1
SR13	10/10/2014 3:20	28.61	69.1	**4.53**	5.9	SR13	10/10/2014 9:20	28.53	69.2	**4.55**	3.9	SR13	10/10/2014 15:20	28.75	68.4	**4.47**	1.7	SR13	10/10/2014 21:20	28.64	66.2	**4.32**	3.0
SR13	10/10/2014 3:25	28.59	69.5	**4.55**	5.5	SR13	10/10/2014 9:25	28.55	68.1	**4.47**	6.4	SR13	10/10/2014 15:25	28.74	68.6	**4.48**	2.3	SR13	10/10/2014 21:25	28.64	66.2	**4.32**	2.7
SR13	10/10/2014 3:30	28.60	69.4	**4.55**	6.4	SR13	10/10/2014 9:30	28.53	69.1	**4.53**	3.3	SR13						SR13	10/10/2014 21:30	28.64	65.6	**4.28**	2.2
SR13	10/10/2014 3:35	28.59	68.6	**4.50**	5.2	SR13	10/10/2014 9:35	28.51	70.0	**4.60**	2.2	SR13						SR13	10/10/2014 21:35	28.63	66.3	**4.33**	3.2
SR13	10/10/2014 3:40	28.58	69.8	**4.58**	5.3	SR13	10/10/2014 9:40	28.55	68.0	**4.46**	4.0	SR13						SR13	10/10/2014 21:40	28.63	65.7	**4.29**	3.0
SR13	10/10/2014 3:45	28.59	69.3	**4.54**	5.2	SR13	10/10/2014 9:45	28.56	68.4	**4.48**	5.7	SR13	10/10/2014 15:45	28.71	68.4	**4.46**	3.8	SR13	10/10/2014 21:45	28.62	66.7	**4.36**	3.4
SR13	10/10/2014 3:50	28.58	68.8	**4.51**	4.2	SR13	10/10/2014 9:50	28.57	67.8	**4.44**	6.0	SR13	10/10/2014 15:50	28.70	68.0	**4.43**	3.8	SR13	10/10/2014 21:50	28.62	66.2	**4.32**	5.5
SR13	10/10/2014 3:55	28.58	68.9	**4.52**	4.1	SR13	10/10/2014 9:55	28.57	67.6	**4.43**	5.5	SR13	10/10/2014 15:55	28.70	67.8	**4.42**	3.8	SR13	10/10/2014 21:55	28.62	67.6	**4.41**	4.4
SR13	10/10/2014 4:00	28.57	69.0	**4.53**	3.7	SR13	10/10/2014 10:00	28.55	67.4	**4.42**	3.7	SR13	10/10/2014 16:00	28.70	67.8	**4.42**	3.6	SR13	10/10/2014 22:00	28.62	67.0	**4.37**	5.5
SR13	10/10/2014 4:05	28.58	68.8	**4.51**	3.7	SR13	10/10/2014 10:05	28.54	67.5	**4.43**	3.7	SR13	10/10/2014 16:05	28.71	67.4	**4.40**	3.3	SR13	10/10/2014 22:05	28.62	66.6	**4.35**	6.2
SR13	10/10/2014 4:10	28.58	68.7	**4.51**	3.7	SR13	10/10/2014 10:10	28.53	68.1	**4.47**	2.1	SR13	10/10/2014 16:10	28.70	67.8	**4.42**	3.0	SR13	10/10/2014 22:10	28.62	66.5	**4.34**	4.4
SR13	10/10/2014 4:15	28.58	68.8	**4.51**	4.0	SR13	10/10/2014 10:15	28.51	69.4	**4.56**	2.1	SR13	10/10/2014 16:15	28.70	68.6	**4.47**	2.6	SR13	10/10/2014 22:15	28.62	66.0	**4.31**	3.7
SR13	10/10/2014 4:20	28.58	68.8	**4.51**	3.6	SR13	10/10/2014 10:20	28.49	69.8	**4.58**	2.1	SR13	10/10/2014 16:20	28.71	68.0	**4.43**	2.1	SR13	10/10/2014 22:20	28.62	65.6	**4.28**	3.3
SR13	10/10/2014 4:25	28.57	68.6	**4.50**	3.2	SR13	10/10/2014 10:25	28.51	69.0	**4.53**	2.0	SR13	10/10/2014 16:25	28.71	68.7	**4.48**	1.6	SR13	10/10/2014 22:25	28.62	65.5	**4.28**	2.6
SR13	10/10/2014 4:30	28.57	68.8	**4.51**	3.9	SR13	10/10/2014 10:30	28.51	69.3	**4.55**	2.1	SR13	10/10/2014 16:30	28.66	69.1	**4.51**	2.1	SR13	10/10/2014 22:30	28.61	66.4	**4.33**	2.7
SR13	10/10/2014 4:35	28.57	68.5	**4.49**	3.0	SR13	10/10/2014 10:35	28.51	69.2	**4.54**	2.4	SR13	10/10/2014 16:35	28.66	70.1	**4.58**	1.8	SR13	10/10/2014 22:35	28.62	66.3	**4.33**	2.7
SR13	10/10/2014 4:40	28.57	68.1	**4.47**	4.5	SR13	10/10/2014 10:40	28.50	68.8	**4.52**	2.1	SR13	10/10/2014 16:40	28.65	69.7	**4.55**	1.6	SR13	10/10/2014 22:40	28.61	66.4	**4.33**	3.7
SR13	10/10/2014 4:45	28.56	67.8	**4.45**	2.7	SR13	10/10/2014 10:45	28.51	68.3	**4.49**	2.3	SR13	10/10/2014 16:45	28.65	70.4	**4.60**	1.8	SR13	10/10/2014 22:45	28.62	66.2	**4.32**	3.0
SR13	10/10/2014 4:50	28.57	68.5	**4.50**	3.0	SR13	10/10/2014 10:50	28.53	67.7	**4.44**	2.1	SR13	10/10/2014 16:50	28.66	69.9	**4.57**	1.7	SR13	10/10/2014 22:50	28.57	66.8	**4.37**	2.5
SR13	10/10/2014 4:55	28.57	68.4	**4.48**	3.1	SR13	10/10/2014 10:55	28.57	68.4	**4.49**	2.9	SR13	10/10/2014 16:55	28.66	69.9	**4.56**	1.7	SR13	10/10/2014 22:55	28.57	66.3	**4.33**	1.8
SR13	10/10/2014 5:00	28.56	68.2	**4.47**	2.9	SR13	10/10/2014 11:00	28.52	68.6	**4.50**	2.2	SR13	10/10/2014 17:00	28.66	69.5	**4.54**	2.3	SR13	10/10/2014 23:00	28.43	69.0	**4.52**	1.9
SR13	10/10/2014 5:05	28.57	67.8	**4.45**	2.7	SR13	10/10/2014 11:05	28.57	67.7	**4.44**	2.8	SR13	10/10/2014 17:05	28.66	69.6	**4.55**	1.4	SR13	10/10/2014 23:05	28.48	68.8	**4.51**	2.4
SR13	10/10/2014 5:10	28.57	68.1	**4.47**	3.5	SR13	10/10/2014 11:10	28.57	67.4	**4.42**	2.8	SR13	10/10/2014 17:10	28.66	69.4	**4.54**	1.6	SR13	10/10/2014 23:10	28.54	68.2	**4.46**	1.7
SR13	10/10/2014 5:15	28.57	68.4	**4.49**	3.0	SR13	10/10/2014 11:15	28.58	68.1	**4.46**	2.5	SR13	10/10/2014 17:15	28.63	71.4	**4.67**	1.9	SR13	10/10/2014 23:15	28.53	67.6	**4.43**	1.7
SR13	10/10/2014 5:20	28.56	68.4	**4.49**	3.0	SR13	10/10/2014 11:20	28.58	68.1	**4.46**	2.3	SR13	10/10/2014 17:20	28.63	70.8	**4.63**	1.9	SR13	10/10/2014 23:20	28.52	67.0	**4.39**	1.4
SR13	10/10/2014 5:25	28.55	67.1	**4.41**	3.0	SR13	10/10/2014 11:25	28.57	68.3	**4.47**	3.0	SR13	10/10/2014 17:25	28.64	70.1	**4.58**	2.9	SR13	10/10/2014 23:25	28.51	67.6	**4.42**	1.8
SR13	10/10/2014 5:30	28.56	65.4	**4.30**	3.3	SR13	10/10/2014 11:30	28.57	67.9	**4.45**	3.0	SR13	10/10/2014 17:30	28.64	69.8	**4.56**	2.4	SR13	10/10/2014 23:30	28.50	67.9	**4.45**	2.0
SR13	10/10/2014 5:35	28.56	66.1	**4.34**	2.1	SR13	10/10/2014 11:35	28.58	67.8	**4.44**	3.2	SR13	10/10/2014 17:35	28.64	69.7	**4.56**	2.4	SR13	10/10/2014 23:35	28.53	67.8	**4.44**	1.7
SR13	10/10/2014 5:40	28.56	67.6	**4.44**	2.7	SR13	10/10/2014 11:40	28.58	67.9	**4.45**	3.4	SR13	10/10/2014 17:40	28.64	69.9	**4.57**	1.9	SR13	10/10/2014 23:40	28.51	67.8	**4.44**	1.5
SR13	10/10/2014 5:45	28.56	67.1	**4.40**	3.2	SR13	10/10/2014 11:45	28.58	67.6	**4.43**	3.2	SR13	10/10/2014 17:45	28.64	70.8	**4.63**	2.1	SR13	10/10/2014 23:45	28.49	68.3	**4.47**	1.5
SR13	10/10/2014 5:50	28.56	66.6	**4.37**	2.7	SR13	10/10/2014 11:50	28.58	67.0	**4.39**	2.5	SR13	10/10/2014 17:50	28.64	70.3	**4.59**	1.8	SR13	10/10/2014 23:50	28.57	66.9	**4.38**	2.4
SR13	10/10/2014 5:55	28.56	66.9	**4.39**	3.4	SR13	10/10/2014 11:55	28.58	67.3	**4.41**	2.9	SR13	10/10/2014 17:55	28.64	69.9	**4.57**	2.4	SR13	10/10/2014 23:55	28.57	66.1	**4.32**	3.1

Station	Timestamp	NH_3 (mg/L)				Station	Timestamp	NH_3 (mg/L)			
SR4	10/10/2014 0:17	0.08				SR12	10/10/2014 0:17	0.08			
SR4	10/10/2014 0:37	0.07				SR12	10/10/2014 0:37	0.06			
SR4	10/10/2014 0:57	0.06				SR12	10/10/2014 0:57	0.06			
SR4	10/10/2014 1:17	0.05				SR12	10/10/2014 1:17	0.06			
SR4	10/10/2014 1:37	0.06				SR12	10/10/2014 1:37	0.07			
SR4	10/10/2014 1:57	0.06				SR12	10/10/2014 1:57	0.07			
SR4	10/10/2014 2:17	0.06				SR12	10/10/2014 2:17	0.07			
SR4	10/10/2014 2:37	0.05				SR12	10/10/2014 2:37	0.08			
SR4	10/10/2014 2:57	0.06				SR12	10/10/2014 2:57	0.08			
SR4	10/10/2014 3:17	0.05				SR12	10/10/2014 3:17	0.08			
SR4	10/10/2014 3:37	0.05				SR12	10/10/2014 3:37	0.08			
SR4	10/10/2014 3:57	0.06				SR12	10/10/2014 3:57	0.06			
SR4	10/10/2014 4:17	0.06				SR12	10/10/2014 4:17	0.06			
SR4	10/10/2014 4:37	0.07				SR12	10/10/2014 4:37	0.06			
SR4	10/10/2014 4:57	0.07				SR12	10/10/2014 4:57	0.06			
SR4	10/10/2014 5:17	0.07				SR12	10/10/2014 5:17	0.06			
SR4	10/10/2014 5:37	0.08				SR12	10/10/2014 5:37	0.07			
SR4	10/10/2014 5:57	0.06				SR12	10/10/2014 5:57	0.07			
SR4						SR12					
SR4	10/10/2014 6:37	0.06				SR12	10/10/2014 6:37	0.06			
SR4	10/10/2014 6:57	0.06				SR12	10/10/2014 6:57	0.06			
SR4	10/10/2014 7:17	0.06				SR12	10/10/2014 7:17	0.06			
SR4	10/10/2014 7:37	0.07				SR12	10/10/2014 7:37	0.06			
SR4	10/10/2014 7:57	0.08				SR12	10/10/2014 7:57	0.06			
SR4	10/10/2014 8:17	0.07				SR12	10/10/2014 8:17	0.07			
SR4	10/10/2014 8:37	0.07				SR12	10/10/2014 8:37	0.07			
SR4	10/10/2014 8:57	0.08				SR12	10/10/2014 8:57	0.08			
SR4	10/10/2014 9:17	0.07				SR12	10/10/2014 9:17	0.08			
SR4	10/10/2014 9:37	0.05				SR12	10/10/2014 9:37	0.08			
SR4	10/10/2014 9:57	0.06				SR12	10/10/2014 9:57	0.06			
SR4	10/10/2014 10:17	0.06				SR12	10/10/2014 10:17	0.06			
SR4	10/10/2014 10:37	0.07				SR12	10/10/2014 10:37	0.06			
SR4	10/10/2014 10:57	0.06				SR12	10/10/2014 10:57	0.07			
SR4	10/10/2014 11:17	0.05				SR12	10/10/2014 11:17	0.08			
SR4	10/10/2014 11:37	0.05				SR12	10/10/2014 11:37	0.09			
SR4	10/10/2014 11:57	0.06				SR12	10/10/2014 11:57	0.10			
SR4	10/10/2014 12:17	0.05				SR12	10/10/2014 12:17	0.10			
SR4	10/10/2014 12:37	0.05				SR12	10/10/2014 12:37	0.08			
SR4	10/10/2014 12:57	0.09				SR12	10/10/2014 12:57	0.09			
SR4	10/10/2014 13:17	0.06				SR12	10/10/2014 13:17	0.09			
SR4	10/10/2014 13:37	0.07				SR12	10/10/2014 13:37	0.08			
SR4	10/10/2014 13:57	0.07				SR12	10/10/2014 13:57	0.09			
SR4	10/10/2014 14:17	0.07				SR12	10/10/2014 14:17	0.09			
SR4	10/10/2014 14:37	0.05				SR12	10/10/2014 14:37	0.08			
SR4	10/10/2014 14:57	0.09				SR12	10/10/2014 14:57	0.06			
SR4	10/10/2014 15:17	0.07				SR12	10/10/2014 15:17	0.06			
SR4	10/10/2014 15:37	0.07				SR12	10/10/2014 15:37	0.06			
SR4	10/10/2014 15:57	0.07				SR12	10/10/2014 15:57	0.07			
SR4	10/10/2014 16:17	0.06				SR12	10/10/2014 16:17	0.07			
SR4	10/10/2014 16:37	0.09				SR12	10/10/2014 16:37	0.07			
SR4	10/10/2014 16:57	0.07				SR12	10/10/2014 16:57	0.07			
SR4	10/10/2014 17:17	0.07				SR12	10/10/2014 17:17	0.07			
SR4	10/10/2014 17:37	0.07				SR12	10/10/2014 17:37	0.08			
SR4	10/10/2014 17:57	0.09				SR12	10/10/2014 17:57	0.08			
SR4	10/10/2014 18:17	0.10				SR12	10/10/2014 18:17	0.08			
SR4	10/10/2014 18:37	0.07				SR12	10/10/2014 18:37	0.07			
SR4	10/10/2014 18:57	0.07				SR12	10/10/2014 18:57	0.07			
SR4	10/10/2014 19:17	0.07				SR12	10/10/2014 19:17	0.06			
SR4	10/10/2014 19:37	0.08				SR12	10/10/2014 19:37	0.06			
SR4	10/10/2014 19:57	0.07				SR12	10/10/2014 19:57	0.06			
SR4	10/10/2014 20:17	0.06				SR12	10/10/2014 20:17	0.08			
SR4	10/10/2014 20:37	0.07				SR12	10/10/2014 20:37	0.08			
SR4	10/10/2014 20:57	0.07				SR12	10/10/2014 20:57	0.08			
SR4	10/10/2014 21:17	0.05				SR12	10/10/2014 21:17	0.07			
SR4	10/10/2014 21:37	0.05				SR12	10/10/2014 21:37	0.08			
SR4	10/10/2014 21:57	0.07				SR12	10/10/2014 21:57	0.07			
SR4	10/10/2014 22:17	0.06				SR12	10/10/2014 22:17	0.07			
SR4	10/10/2014 22:37	0.07				SR12	10/10/2014 22:37	0.07			
SR4	10/10/2014 22:57	0.06				SR12	10/10/2014 22:57	0.07			
SR4	10/10/2014 23:17	0.05				SR12	10/10/2014 23:17	0.07			
SR4	10/10/2014 23:37	0.05				SR12	10/10/2014 23:37	0.07			
SR4	10/10/2014 23:57	0.05				SR12	10/10/2014 23:57	0.07			

Remark: Fonts with underline: Action Level Exceedance
Fonts with bold and underline: Limit Level Exceedance
Automatic Instrument calibration of NH3-N monitor was carried out during 5:57-6:37 at SR4 and SR12.
SR13 monitoring station was under maintenance during 15:25-15:45.

Station	Timestamp	Temp (°C)	DO (%)	DO (mg/L)	Tur (NTU)	Station	Timestamp	Temp (°C)	DO (%)	DO (mg/L)	Tur (NTU)	Station	Timestamp	Temp (°C)	DO (%)	DO (mg/L)	Tur (NTU)	Station	Timestamp	Temp (°C)	DO (%)	DO (mg/L)	Tur (NTU)
SR4	11/10/2014 0:01	28.58	87.9	5.74	3.7	SR4	11/10/2014 6:01	28.42	87.3	5.73	4.1	SR4	11/10/2014 12:01	28.57	88.0	5.75	5.9	SR4	11/10/2014 18:01	28.72	86.8	5.68	4.1
SR4	11/10/2014 0:06	28.57	88.0	5.75	4.0	SR4	11/10/2014 6:06	28.40	87.1	5.72	3.5	SR4	11/10/2014 12:06	28.58	87.9	5.74	5.0	SR4	11/10/2014 18:06	28.79	86.8	5.66	4.6
SR4	11/10/2014 0:11	28.58	88.1	5.76	4.3	SR4	11/10/2014 6:11	28.42	87.1	5.72	4.2	SR4	11/10/2014 12:11	28.58	88.1	5.75	5.1	SR4	11/10/2014 18:11	28.81	88.0	5.74	4.0
SR4	11/10/2014 0:16	28.58	87.8	5.74	3.7	SR4	11/10/2014 6:16	28.42	86.7	5.69	3.8	SR4	11/10/2014 12:16	28.60	88.2	5.76	4.1	SR4	11/10/2014 18:16	28.73	89.2	5.82	6.6
SR4	11/10/2014 0:21	28.57	87.9	5.75	4.1	SR4	11/10/2014 6:21	28.43	87.3	5.73	4.2	SR4	11/10/2014 12:21	28.65	89.1	5.82	3.7	SR4	11/10/2014 18:21	28.76	88.5	5.78	4.9
SR4	11/10/2014 0:26	28.57	87.5	5.73	3.7	SR4	11/10/2014 6:26	28.41	87.5	5.75	4.4	SR4	11/10/2014 12:26	28.75	89.4	5.83	3.6	SR4	11/10/2014 18:26	28.74	89.0	5.81	5.4
SR4	11/10/2014 0:31	28.57	87.7	5.74	3.5	SR4	11/10/2014 6:31	28.40	87.0	5.72	4.1	SR4	11/10/2014 12:31	28.85	90.0	5.85	3.3	SR4	11/10/2014 18:31	28.75	88.5	5.78	5.2
SR4	11/10/2014 0:36	28.56	88.1	5.76	3.9	SR4	11/10/2014 6:36	28.39	86.6	5.69	4.5	SR4	11/10/2014 12:36	28.83	89.5	5.83	3.5	SR4	11/10/2014 18:36	28.72	89.3	5.83	5.3
SR4	11/10/2014 0:41	28.57	88.5	5.79	4.0	SR4	11/10/2014 6:41	28.41	87.7	5.77	3.9	SR4	11/10/2014 12:41	28.76	88.7	5.78	4.1	SR4	11/10/2014 18:41	28.71	90.0	5.88	5.9
SR4	11/10/2014 0:46	28.57	88.2	5.77	4.1	SR4	11/10/2014 6:46	28.39	88.1	5.79	4.0	SR4	11/10/2014 12:46	28.80	89.2	5.81	3.5	SR4	11/10/2014 18:46	28.70	89.5	5.85	6.8
SR4	11/10/2014 0:51	28.56	87.9	5.75	3.6	SR4	11/10/2014 6:51	28.38	89.1	5.86	3.9	SR4	11/10/2014 12:51	28.81	89.6	5.83	4.0	SR4	11/10/2014 18:51	28.68	90.0	5.88	5.8
SR4	11/10/2014 0:56	28.56	88.3	5.78	4.2	SR4	11/10/2014 6:56	28.37	90.0	5.93	6.0	SR4	11/10/2014 12:56	28.78	89.1	5.81	3.6	SR4	11/10/2014 18:56	28.70	89.5	5.85	5.5
SR4	11/10/2014 1:01	28.56	88.0	5.75	3.7	SR4	11/10/2014 7:01	28.38	90.0	5.93	5.1	SR4	11/10/2014 13:01	28.80	89.8	5.85	3.2	SR4	11/10/2014 19:01	28.67	90.0	5.88	6.2
SR4	11/10/2014 1:06	28.56	87.6	5.73	3.9	SR4	11/10/2014 7:06	28.38	90.0	5.93	4.6	SR4	11/10/2014 13:06	28.81	90.0	5.86	3.3	SR4	11/10/2014 19:06	28.68	90.1	5.89	4.5
SR4	11/10/2014 1:11	28.56	87.7	5.74	3.9	SR4	11/10/2014 7:11	28.38	90.5	5.95	4.5	SR4	11/10/2014 13:11	28.82	89.7	5.84	3.3	SR4	11/10/2014 19:11	28.68	89.7	5.87	3.8
SR4	11/10/2014 1:16	28.57	87.6	5.73	3.7	SR4	11/10/2014 7:16	28.38	89.8	5.91	5.1	SR4	11/10/2014 13:16	29.05	91.2	5.92	2.7	SR4	11/10/2014 19:16	28.67	89.8	5.87	4.1
SR4	11/10/2014 1:21	28.56	88.0	5.75	4.0	SR4	11/10/2014 7:21	28.38	89.5	5.89	4.9	SR4	11/10/2014 13:21	29.06	91.0	5.91	3.0	SR4	11/10/2014 19:21	28.67	89.7	5.86	4.9
SR4	11/10/2014 1:26	28.55	87.7	5.74	3.5	SR4	11/10/2014 7:26	28.36	88.9	5.85	5.3	SR4	11/10/2014 13:26	28.93	89.8	5.84	3.6	SR4	11/10/2014 19:26	28.67	89.5	5.85	4.8
SR4	11/10/2014 1:31	28.55	87.6	5.73	3.2	SR4	11/10/2014 7:31	28.39	88.7	5.84	6.4	SR4	11/10/2014 13:31	29.00	90.6	5.88	3.3	SR4	11/10/2014 19:31	28.67	89.5	5.85	5.1
SR4	11/10/2014 1:36	28.55	87.2	5.71	3.2	SR4	11/10/2014 7:36	28.42	88.9	5.84	6.2	SR4	11/10/2014 13:36	28.96	90.1	5.86	3.1	SR4	11/10/2014 19:36	28.66	89.2	5.83	4.1
SR4	11/10/2014 1:41	28.56	87.0	5.69	3.6	SR4	11/10/2014 7:41	28.46	88.9	5.83	8.1	SR4	11/10/2014 13:41	28.83	89.0	5.80	3.4	SR4	11/10/2014 19:41	28.65	89.8	5.87	4.8
SR4	11/10/2014 1:46	28.55	86.6	5.66	3.4	SR4	11/10/2014 7:46	28.46	89.3	5.85	**11.7**	SR4	11/10/2014 13:46	28.85	89.4	5.82	3.7	SR4	11/10/2014 19:46	28.66	89.4	5.85	5.2
SR4	11/10/2014 1:51	28.56	86.5	5.66	3.4	SR4	11/10/2014 7:51	28.46	89.2	5.85	9.0	SR4	11/10/2014 13:51	28.79	88.9	5.79	3.6	SR4	11/10/2014 19:51	28.66	89.4	5.84	4.5
SR4	11/10/2014 1:56	28.56	85.0	5.56	3.2	SR4	11/10/2014 7:56	28.45	89.0	5.84	**10.2**	SR4	11/10/2014 13:56	28.85	89.4	5.82	3.6	SR4	11/10/2014 19:56	28.67	89.4	5.84	4.7
SR4	11/10/2014 2:01	28.53	86.6	5.67	3.4	SR4	11/10/2014 8:01	28.46	88.5	5.80	9.8	SR4	11/10/2014 14:01	28.92	89.9	5.85	4.1	SR4	11/10/2014 20:01	28.66	88.9	5.81	4.3
SR4	11/10/2014 2:06	28.52	86.8	5.68	3.6	SR4	11/10/2014 8:06	28.46	88.6	5.81	8.2	SR4	11/10/2014 14:06	28.94	90.0	5.86	3.1	SR4	11/10/2014 20:06	28.64	89.2	5.83	4.1
SR4	11/10/2014 2:11	28.50	87.5	5.73	5.5	SR4	11/10/2014 8:11	28.46	88.4	5.80	8.5	SR4	11/10/2014 14:11	28.94	89.9	5.85	3.1	SR4	11/10/2014 20:11	28.66	89.3	5.84	5.1
SR4	11/10/2014 2:16	28.51	87.4	5.73	3.8	SR4	11/10/2014 8:16	28.45	89.3	5.85	7.3	SR4	11/10/2014 14:16	28.96	90.3	5.86	4.0	SR4	11/10/2014 20:16	28.66	89.1	5.82	4.5
SR4	11/10/2014 2:21	28.50	86.9	5.70	3.2	SR4	11/10/2014 8:21	28.47	88.8	5.82	9.1	SR4	11/10/2014 14:21	29.00	90.4	5.88	2.8	SR4	11/10/2014 20:21	28.66	88.8	5.81	5.1
SR4	11/10/2014 2:26	28.50	86.3	5.65	3.6	SR4	11/10/2014 8:26	28.46	87.6	5.75	7.9	SR4	11/10/2014 14:26	29.04	90.5	5.88	2.7	SR4	11/10/2014 20:26	28.66	88.8	5.80	6.8
SR4	11/10/2014 2:31	28.49	86.0	5.64	3.2	SR4	11/10/2014 8:31	28.46	88.8	5.82	6.4	SR4	11/10/2014 14:31	29.00	90.1	5.86	3.0	SR4	11/10/2014 20:31	28.66	88.4	5.78	7.0
SR4	11/10/2014 2:36	28.49	85.4	5.60	2.9	SR4	11/10/2014 8:36	28.47	89.1	5.84	6.3	SR4	11/10/2014 14:36	28.97	90.2	5.86	4.1	SR4	11/10/2014 20:36	28.66	88.5	5.78	7.3
SR4	11/10/2014 2:41	28.49	85.0	5.57	3.0	SR4	11/10/2014 8:41	28.46	89.1	5.84	6.7	SR4	11/10/2014 14:41	28.96	90.2	5.86	3.5	SR4	11/10/2014 20:41	28.66	88.3	5.77	7.2
SR4	11/10/2014 2:46	28.49	85.1	5.57	2.8	SR4	11/10/2014 8:46	28.46	88.6	5.81	7.0	SR4	11/10/2014 14:46	28.99	90.5	5.88	2.6	SR4	11/10/2014 20:46	28.66	88.1	5.76	6.2
SR4	11/10/2014 2:51	28.49	85.8	5.62	4.1	SR4	11/10/2014 8:51	28.47	88.7	5.82	6.6	SR4	11/10/2014 14:51	28.99	90.4	5.88	2.9	SR4	11/10/2014 20:51	28.65	88.0	5.75	7.3
SR4	11/10/2014 2:56	28.48	84.9	5.57	3.2	SR4	11/10/2014 8:56	28.47	88.3	5.79	8.8	SR4	11/10/2014 14:56	28.97	90.5	5.88	3.4	SR4	11/10/2014 20:56	28.65	88.0	5.75	6.7
SR4	11/10/2014 3:01	28.50	85.2	5.59	3.5	SR4	11/10/2014 9:01	28.47	88.4	5.80	6.9	SR4	11/10/2014 15:01	28.99	90.6	5.89	2.3	SR4	11/10/2014 21:01	28.65	87.6	5.72	8.1
SR4	11/10/2014 3:06	28.50	85.4	5.59	2.9	SR4	11/10/2014 9:06	28.48	88.4	5.79	8.4	SR4	11/10/2014 15:06	29.00	90.5	5.89	2.9	SR4	11/10/2014 21:06	28.65	87.9	5.74	7.0
SR4	11/10/2014 3:11	28.51	85.0	5.57	3.2	SR4	11/10/2014 9:11	28.48	88.5	5.79	7.9	SR4	11/10/2014 15:11	28.99	90.5	5.89	3.0	SR4	11/10/2014 21:11	28.64	87.9	5.74	6.5
SR4	11/10/2014 3:16	28.50	84.2	5.52	3.1	SR4	11/10/2014 9:16	28.48	88.1	5.77	9.1	SR4	11/10/2014 15:16	29.00	90.6	5.89	3.1	SR4	11/10/2014 21:16	28.64	87.5	5.72	7.6
SR4	11/10/2014 3:21	28.49	83.4	5.46	3.0	SR4	11/10/2014 9:21	28.50	88.3	5.78	8.2	SR4	11/10/2014 15:21	29.01	90.8	5.90	2.5	SR4	11/10/2014 21:21	28.64	87.5	5.71	7.8
SR4	11/10/2014 3:26	28.50	83.6	5.47	3.0	SR4	11/10/2014 9:26	28.51	88.3	5.78	8.4	SR4	11/10/2014 15:26	29.06	90.3	5.87	2.4	SR4	11/10/2014 21:26	28.63	87.4	5.71	6.7
SR4	11/10/2014 3:31	28.49	83.0	5.43	3.1	SR4	11/10/2014 9:31	28.50	88.1	5.77	**11.3**	SR4	11/10/2014 15:31	29.06	89.4	5.81	2.4	SR4	11/10/2014 21:31	28.63	87.7	5.73	8.9
SR4	11/10/2014 3:36	28.49	83.2	5.44	3.3	SR4	11/10/2014 9:36	28.51	88.1	5.77	**10.4**	SR4	11/10/2014 15:36	29.04	89.0	5.79	2.4	SR4	11/10/2014 21:36	28.63	87.7	5.73	7.9
SR4	11/10/2014 3:41	28.52	84.8	5.55	5.2	SR4	11/10/2014 9:41	28.52	88.1	5.77	9.4	SR4	11/10/2014 15:41	29.03	89.1	5.80	2.6	SR4	11/10/2014 21:41	28.63	87.6	5.72	7.7
SR4	11/10/2014 3:46	28.53	84.6	5.53	6.4	SR4	11/10/2014 9:46	28.53	88.1	5.76	8.1	SR4	11/10/2014 15:46	29.02	89.1	5.80	2.7	SR4	11/10/2014 21:46	28.63	88.0	5.75	8.3
SR4	11/10/2014 3:51	28.54	85.0	5.55	5.4	SR4	11/10/2014 9:51	28.50	87.3	5.71	**11.6**	SR4	11/10/2014 15:51	29.00	89.7	5.84	3.0	SR4	11/10/2014 21:51	28.63	87.6	5.72	8.4
SR4	11/10/2014 3:56	28.54	85.3	5.57	4.1	SR4	11/10/2014 9:56	28.50	87.3	5.72	9.2	SR4	11/10/2014 15:56	29.01	89.6	5.83	2.9	SR4	11/10/2014 21:56	28.63	87.0	5.68	6.2
SR4	11/10/2014 4:01	28.54	85.2	5.57	4.8	SR4	11/10/2014 10:01	28.50	86.6	5.67	**12.7**	SR4	11/10/2014 16:01	29.05	89.9	5.85	2.9	SR4	11/10/2014 22:01	28.63	87.0	5.69	5.6
SR4	11/10/2014 4:06	28.54	84.9	5.54	4.6	SR4	11/10/2014 10:06	28.50	86.7	5.67	**12.7**	SR4	11/10/2014 16:06	29.06	89.3	5.81	2.8	SR4	11/10/2014 22:06	28.63	87.5	5.72	7.8
SR4	11/10/2014 4:11	28.54	85.6	5.59	5.2	SR4	11/10/2014 10:11	28.50	86.9	5.69	**10.8**	SR4	11/10/2014 16:11	29.07	88.7	5.77	3.3	SR4	11/10/2014 22:11	28.63	87.4	5.71	8.0
SR4	11/10/2014 4:16	28.54	85.2	5.56	4.7	SR4	11/10/2014 10:16	28.51	86.7	5.67	**10.5**	SR4	11/10/2014 16:16	29.07	88.5	5.75	2.4	SR4	11/10/2014 22:16	28.63	87.3	5.71	6.3
SR4	11/10/2014 4:21	28.54	86.1	5.62	4.2	SR4	11/10/2014 10:21	28.51	87.2	5.71	9.5	SR4	11/10/2014 16:21	29.02	86.9	5.65	4.4	SR4	11/10/2014 22:21	28.63	87.3	5.70	6.6
SR4	11/10/2014 4:26	28.54	85.4	5.59	5.9	SR4	11/10/2014 10:26	28.50	85.7	5.61	**12.4**	SR4	11/10/2014 16:26	28.97	87.1	5.67	8.7	SR4	11/10/2014 22:26	28.63	87.2	5.69	6.7
SR4	11/10/2014 4:31	28.53	86.5	5.66	4.0	SR4	11/10/2014 10:31	28.50	85.8	5.62	**10.9**	SR4	11/10/2014 16:31	28.94	87.7	5.70	6.8	SR4	11/10/2014 22:31	28.63	87.0	5.68	5.9
SR4	11/10/2014 4:36	28.53	87.0	5.69	5.4	SR4	11/10/2014 10:36	28.51	86.8	5.68	9.3	SR4	11/10/2014 16:36	28.96	88.2	5.74	3.5	SR4	11/10/2014 22:36	28.63	87.0	5.67	6.4
SR4	11/10/2014 4:41	28.52	87.0	5.69	4.6	SR4	11/10/2014 10:41	28.52	87.4	5.72	8.6	SR4	11/10/2014 16:41	28.94	88.3	5.75	4.4	SR4	11/10/2014 22:41	28.63	87.6	5.71	6.1
SR4	11/10/2014 4:46	28.52	86.7	5.67	3.9	SR4	11/10/2014 10:46	28.52	87.8	5.75	7.1	SR4	11/10/2014 16:46	28.95	88.3	5.74	4.9	SR4	11/10/2014 22:46	28.63	87.3	5.69	5.4
SR4	11/10/2014 4:51	28.51	85.9	5.62	3.4	SR4	11/10/2014 10:51	28.52	87.9	5.75	8.1	SR4	11/10/2014 16:51	28.99	87.8	5.71	3.2	SR4	11/10/2014 22:51	28.62	87.3	5.69	6.2
SR4	11/10/2014 4:56	28.50	86.2	5.64	3.5	SR4	11/10/2014 10:56	28.52	87.6	5.73	7.3	SR4	11/10/2014 16:56	28.85	88.5	5.76	7.4	SR4	11/10/2014 22:56	28.62	87.2	5.68	6.0
SR4	11/10/2014 5:01	28.51	86.0	5.62	3.8	SR4	11/10/2014 11:01	28.53	87.6	5.73	7.6	SR4	11/10/2014 17:01	28.84	88.9	5.80	6.3	SR4	11/10/2014 23:01	28.62	86.8	5.66	7.1
SR4	11/10/2014 5:06	28.50	86.5	5.66	4.4	SR4	11/10/2014 11:06	28.53	87.7	5.73	6.4	SR4	11/10/2014 17:06	28.88	87.6	5.71	5.1	SR4	11/10/2014 23:06	28.62	87.0	5.67	7.2
SR4	11/10/2014 5:11	28.50	86.5	5.66	3.8	SR4	11/10/2014 11:11	28.53	87.4	5.72	9.2	SR4	11/10/2014 17:11	28.84	88.5	5.77	6.7	SR4	11/10/2014 23:11	28.62	86.7	5.65	5.6
SR4	11/10/2014 5:16	28.42	86.3	5.66	4.2	SR4	11/10/2014 11:16	28.53	87.6	5.73	**10.0**	SR4	11/10/2014 17:16	28.76	89.0	5.81	8.8	SR4	11/10/2014 23:16	28.62	86.9	5.67	**10.1**
SR4	11/10/2014 5:21	28.45	86.3	5.65	4.3	SR4	11/10/2014 11:21	28.54	87.6	5.72	8.5	SR4	11/10/2014 17:21	28.74	89.6	5.85	7.3	SR4	11/10/2014 23:21	28.60	87.3	5.69	4.2
SR4	11/10/2014 5:26	28.46	85.3	5.59	4.1	SR4	11/10/2014 11:26	28.54	87.5	5.72	8.4	SR4	11/10/2014 17:26	28.73	89.6	5.84	6.0	SR4	11/10/2014 23:26	28.60	88.5	5.77	4.7
SR4	11/10/2014 5:31	28.44	86.3	5.66	4.3	SR4	11/10/2014 11:31	28.55	87.8	5.74	8.2	SR4	11/10/2014 17:31	28.73	90.0	5.87	5.7	SR4	11/10/2014 23:31	28.60	89.1	5.82	5.3
SR4	11/10/2014 5:36	28.46	86.7	5.68	4.5	SR4	11/10/2014 11:36	28.55	87.6	5.73	7.7	SR4	11/10/2014 17:36	28.72	89.6	5.85	6.1	SR4	11/10/2014 23:36	28.60	88.7	5.80	5.2
SR4	11/10/2014 5:41	28.45	86.5	5.67	4.0	SR4	11/10/2014 11:41	28.55	87.5	5.72	7.0	SR4	11/10/2014 17:41	28.71	90.3	5.90	5.7	SR4	11/10/2014 23:41	28.60	88.7	5.80	4.1
SR4	11/10/2014 5:46	28.44	86.2	5.65	3.9	SR4	11/10/2014 11:46	28.55	87.7	5.74	7.6	SR4	11/10/2014 17:46	28.71	90.3	5.90	5.9	SR4	11/10/2014 23:46	28.60	88.9	5.81	4.0
SR4	11/10/2014 5:51	28.41	86.4	5.66	4.3	SR4	11/10/2014 11:51	28.55	87.8	5.74	6.5	SR4	11/10/2014 17:51	28.70	89.1	5.82	4.8	SR4	11/10/2014 23:51	28.60	89.0	5.82	3.9
SR4	11/10/2014 5:56	28.43	86.9	5.69	4.1	SR4	11/10/2014 11:56	28.56	87.8	5.74	5.9	SR4	11/10/2014 17:56	28.71	89.8	5.87	5.7	SR4	11/10/2014 23:56	28.60	89.0	5.82	4.1

Station	Timestamp	Temp (°C)	DO (%)	DO (mg/L)	Tur (NTU)	Station	Timestamp	Temp (°C)	DO (%)	DO (mg/L)	Tur (NTU)	Station	Timestamp	Temp (°C)	DO (%)	DO (mg/L)	Tur (NTU)	Station	Timestamp	Temp (°C)	DO (%)	DO (mg/L)	Tur (NTU)
SR5	11/10/2014 0:00	28.64	77.3	**5.02**	5.8	SR5	11/10/2014 6:00	28.41	79.0	**5.21**	7.0	SR5	11/10/2014 12:00	28.60	74.8	**4.86**	**8.3**	SR5	11/10/2014 18:00	28.94	84.3	5.50	2.6
SR5	11/10/2014 0:05	28.63	77.1	**5.00**	5.1	SR5	11/10/2014 6:05	28.40	79.3	**5.23**	6.8	SR5	11/10/2014 12:05	28.60	74.8	**4.86**	7.8	SR5	11/10/2014 18:05	28.94	83.6	5.46	2.5
SR5	11/10/2014 0:10	28.64	76.8	**4.98**	5.5	SR5	11/10/2014 6:10	28.42	79.5	**5.25**	7.5	SR5	11/10/2014 12:10	28.60	75.0	**4.87**	7.2	SR5	11/10/2014 18:10	28.96	82.8	5.40	2.6
SR5	11/10/2014 0:15	28.64	77.0	**5.00**	5.9	SR5	11/10/2014 6:15	28.42	80.0	**5.28**	7.0	SR5	11/10/2014 12:15	28.61	74.9	**4.86**	7.2	SR5	11/10/2014 18:15	28.95	82.3	**5.37**	3.0
SR5	11/10/2014 0:20	28.61	76.4	**4.97**	4.8	SR5	11/10/2014 6:20	28.43	79.8	**5.26**	7.8	SR5	11/10/2014 12:20	28.61	75.1	**4.87**	**8.4**	SR5	11/10/2014 18:20	28.94	82.2	**5.36**	2.5
SR5	11/10/2014 0:25	28.65	77.1	**5.00**	6.3	SR5	11/10/2014 6:25	28.44	79.2	**5.22**	7.7	SR5	11/10/2014 12:25	28.61	75.2	**4.88**	7.1	SR5	11/10/2014 18:25	28.95	81.5	**5.32**	2.9
SR5	11/10/2014 0:30	28.64	76.8	**4.99**	5.3	SR5	11/10/2014 6:30	28.43	79.2	**5.22**	**8.1**	SR5	11/10/2014 12:30	28.61	75.7	**4.91**	6.9	SR5	11/10/2014 18:30	28.95	81.8	**5.33**	3.2
SR5	11/10/2014 0:35	28.64	77.4	**5.02**	5.9	SR5	11/10/2014 6:35	28.43	78.7	**5.19**	7.7	SR5	11/10/2014 12:35	28.61	75.9	**4.92**	7.9	SR5	11/10/2014 18:35	28.95	81.7	**5.33**	2.7
SR5	11/10/2014 0:40	28.64	77.0	**5.00**	5.9	SR5	11/10/2014 6:40	28.42	78.1	**5.15**	6.8	SR5	11/10/2014 12:40	28.63	75.8	**4.92**	4.9	SR5	11/10/2014 18:40	28.95	82.2	**5.36**	2.7
SR5	11/10/2014 0:45	28.62	77.5	**5.03**	6.3	SR5	11/10/2014 6:45	28.43	77.5	**5.11**	7.4	SR5	11/10/2014 12:45	28.62	75.7	**4.91**	6.4	SR5	11/10/2014 18:45	28.92	82.6	5.39	2.2
SR5	11/10/2014 0:50	28.63	77.6	**5.04**	5.5	SR5	11/10/2014 6:50	28.42	76.7	**5.06**	7.0	SR5	11/10/2014 12:50	28.61	75.8	**4.92**	**8.0**	SR5	11/10/2014 18:50	28.94	82.0	**5.35**	3.1
SR5	11/10/2014 0:55	28.62	77.8	**5.06**	5.0	SR5	11/10/2014 6:55	28.43	76.9	**5.07**	6.4	SR5	11/10/2014 12:55	28.62	75.6	**4.91**	6.6	SR5	11/10/2014 18:55	28.92	82.7	5.40	2.5
SR5	11/10/2014 1:00	28.62	77.8	**5.06**	4.8	SR5	11/10/2014 7:00	28.42	77.0	**5.08**	7.6	SR5	11/10/2014 13:00	28.63	75.1	**4.87**	6.5	SR5	11/10/2014 19:00	28.92	82.7	5.40	2.8
SR5	11/10/2014 1:05	28.62	77.7	**5.05**	4.5	SR5	11/10/2014 7:05	28.43	77.3	**5.10**	6.8	SR5	11/10/2014 13:05	28.63	74.4	**4.83**	6.0	SR5	11/10/2014 19:05	28.91	82.4	**5.37**	3.0
SR5	11/10/2014 1:10	28.62	77.5	**5.04**	4.7	SR5	11/10/2014 7:10	28.42	78.7	**5.19**	**8.2**	SR5	11/10/2014 13:10	28.78	77.1	**5.00**	4.9	SR5	11/10/2014 19:10	28.90	81.8	**5.34**	2.7
SR5	11/10/2014 1:15	28.62	77.4	**5.03**	5.0	SR5	11/10/2014 7:15	28.41	78.4	**5.17**	6.8	SR5	11/10/2014 13:15	28.70	77.9	**5.06**	6.4	SR5	11/10/2014 19:15	28.89	81.7	**5.33**	2.7
SR5	11/10/2014 1:20	28.63	77.5	**5.04**	5.5	SR5	11/10/2014 7:20	28.43	78.7	**5.19**	7.5	SR5	11/10/2014 13:20	28.69	77.5	**5.03**	4.8	SR5	11/10/2014 19:20	28.86	82.0	**5.35**	2.7
SR5	11/10/2014 1:25	28.63	77.3	**5.02**	5.2	SR5	11/10/2014 7:25	28.42	79.2	**5.22**	6.6	SR5	11/10/2014 13:25	28.69	78.0	**5.07**	5.6	SR5	11/10/2014 19:25	28.87	81.6	**5.32**	2.7
SR5	11/10/2014 1:30	28.63	77.5	**5.04**	5.3	SR5	11/10/2014 7:30	28.41	78.5	**5.18**	7.1	SR5	11/10/2014 13:30	28.67	77.8	**5.05**	5.8	SR5	11/10/2014 19:30	28.87	80.9	**5.28**	3.0
SR5	11/10/2014 1:35	28.64	77.4	**5.04**	5.4	SR5	11/10/2014 7:35	28.42	79.0	**5.21**	6.5	SR5	11/10/2014 13:35	28.67	77.9	**5.06**	6.1	SR5	11/10/2014 19:35	28.88	80.3	**5.24**	3.1
SR5	11/10/2014 1:40	28.64	77.5	**5.04**	5.7	SR5	11/10/2014 7:40	28.43	79.0	**5.21**	6.9	SR5	11/10/2014 13:40	28.72	77.7	**5.05**	5.7	SR5	11/10/2014 19:40	28.85	80.3	**5.23**	3.2
SR5	11/10/2014 1:45	28.65	77.7	**5.05**	5.8	SR5	11/10/2014 7:45	28.42	78.5	**5.18**	6.8	SR5	11/10/2014 13:45	28.72	78.1	**5.08**	5.2	SR5	11/10/2014 19:45	28.84	79.8	**5.20**	3.7
SR5	11/10/2014 1:50	28.63	77.9	**5.07**	4.7	SR5	11/10/2014 7:50	28.39	77.3	**5.10**	6.2	SR5	11/10/2014 13:50	28.85	79.6	**5.16**	3.6	SR5	11/10/2014 19:50	28.84	79.5	**5.19**	3.9
SR5	11/10/2014 1:55	28.53	78.7	**5.14**	4.5	SR5	11/10/2014 7:55	28.40	76.8	**5.06**	6.4	SR5	11/10/2014 13:55	28.75	78.9	**5.12**	4.6	SR5	11/10/2014 19:55	28.84	80.1	**5.22**	4.2
SR5	11/10/2014 2:00	28.51	79.0	**5.16**	4.7	SR5	11/10/2014 8:00	28.41	76.4	**5.03**	5.9	SR5	11/10/2014 14:00	28.79	79.2	**5.14**	4.0	SR5	11/10/2014 20:00	28.83	79.0	**5.15**	4.2
SR5	11/10/2014 2:05	28.53	78.9	**5.15**	4.8	SR5	11/10/2014 8:05	28.44	77.9	**5.13**	7.4	SR5	11/10/2014 14:05	28.78	79.1	**5.14**	4.8	SR5	11/10/2014 20:05	28.85	78.2	**5.10**	3.9
SR5	11/10/2014 2:10	28.56	78.7	**5.14**	5.5	SR5	11/10/2014 8:10	28.44	77.5	**5.10**	6.9	SR5	11/10/2014 14:10	28.81	79.4	**5.15**	3.8	SR5	11/10/2014 20:10	28.82	78.5	**5.12**	5.2
SR5	11/10/2014 2:15	28.55	78.9	**5.16**	5.1	SR5	11/10/2014 8:15	28.43	77.4	**5.10**	6.6	SR5	11/10/2014 14:15	28.78	79.2	**5.14**	3.5	SR5	11/10/2014 20:15	28.82	78.1	**5.09**	5.0
SR5	11/10/2014 2:20	28.49	79.4	**5.20**	5.0	SR5	11/10/2014 8:20	28.42	76.8	**5.06**	6.0	SR5	11/10/2014 14:20	28.79	79.5	**5.17**	2.8	SR5	11/10/2014 20:20	28.78	78.0	**5.08**	5.2
SR5	11/10/2014 2:25	28.42	79.8	**5.24**	4.7	SR5	11/10/2014 8:25	28.46	77.6	**5.10**	7.1	SR5	11/10/2014 14:25	28.79	79.3	**5.15**	3.4	SR5	11/10/2014 20:25	28.77	77.8	**5.07**	5.4
SR5	11/10/2014 2:30	28.47	79.2	**5.19**	5.1	SR5	11/10/2014 8:30	28.47	77.3	**5.08**	7.6	SR5	11/10/2014 14:30	28.74	79.0	**5.14**	3.2	SR5	11/10/2014 20:30	28.77	77.4	**5.04**	6.0
SR5	11/10/2014 2:35	28.49	79.4	**5.20**	5.0	SR5	11/10/2014 8:35	28.32	77.4	**5.11**	4.4	SR5	11/10/2014 14:35	28.75	79.0	**5.13**	3.0	SR5	11/10/2014 20:35	28.77	77.2	**5.02**	5.4
SR5	11/10/2014 2:40	28.54	79.2	**5.17**	6.2	SR5	11/10/2014 8:40	28.45	77.0	**5.06**	5.5	SR5	11/10/2014 14:40	28.73	78.8	**5.12**	4.2	SR5	11/10/2014 20:40	28.76	77.1	**5.01**	5.4
SR5	11/10/2014 2:45	28.54	78.7	**5.14**	7.9	SR5	11/10/2014 8:45	28.42	77.6	**5.11**	5.1	SR5	11/10/2014 14:45	28.69	78.9	**5.14**	3.7	SR5	11/10/2014 20:45	28.75	77.1	**5.01**	5.5
SR5	11/10/2014 2:50	28.58	78.2	**5.10**	6.8	SR5	11/10/2014 8:50	28.39	76.0	**5.01**	4.7	SR5	11/10/2014 14:50	28.69	78.4	**5.10**	4.3	SR5	11/10/2014 20:50	28.74	77.4	**5.03**	5.9
SR5	11/10/2014 2:55	28.49	79.0	**5.18**	4.8	SR5	11/10/2014 8:55	28.47	76.5	**5.03**	5.2	SR5	11/10/2014 14:55	28.67	78.2	**5.09**	5.2	SR5	11/10/2014 20:55	28.72	77.5	**5.03**	6.5
SR5	11/10/2014 3:00	28.50	79.3	**5.20**	4.4	SR5	11/10/2014 9:00	28.50	76.6	**5.02**	7.0	SR5	11/10/2014 15:00	28.68	78.7	**5.12**	5.1	SR5	11/10/2014 21:00	28.73	77.1	**5.01**	6.8
SR5	11/10/2014 3:05	28.50	79.4	**5.21**	4.4	SR5	11/10/2014 9:05	28.52	76.6	**5.02**	7.3	SR5	11/10/2014 15:05	28.68	78.6	**5.12**	4.1	SR5	11/10/2014 21:05	28.72	77.2	**5.01**	7.1
SR5	11/10/2014 3:10	28.50	79.5	**5.21**	5.4	SR5	11/10/2014 9:10	28.53	76.7	**5.01**	7.1	SR5	11/10/2014 15:10	28.69	79.0	**5.14**	3.8	SR5	11/10/2014 21:10	28.72	76.5	**4.97**	7.9
SR5	11/10/2014 3:15	28.46	79.7	**5.24**	5.3	SR5	11/10/2014 9:15	28.53	76.5	**5.00**	6.3	SR5	11/10/2014 15:15	28.74	79.8	**5.19**	4.7	SR5	11/10/2014 21:15	28.71	76.7	**4.98**	6.8
SR5	11/10/2014 3:20	28.47	79.7	**5.23**	6.2	SR5	11/10/2014 9:20	28.51	76.8	**5.03**	4.7	SR5	11/10/2014 15:20	28.95	82.8	**5.38**	3.0	SR5	11/10/2014 21:20	28.71	76.6	**4.97**	6.9
SR5	11/10/2014 3:25	28.46	79.6	**5.23**	6.2	SR5	11/10/2014 9:25	28.53	76.5	**5.00**	6.1	SR5	11/10/2014 15:25	29.02	84.9	5.51	2.5	SR5	11/10/2014 21:25	28.70	77.0	**5.00**	**8.2**
SR5	11/10/2014 3:30	28.46	79.6	**5.23**	7.0	SR5	11/10/2014 9:30	28.55	76.4	**4.99**	7.5	SR5	11/10/2014 15:30	29.02	84.6	5.50	2.6	SR5	11/10/2014 21:30	28.70	76.7	**4.98**	7.9
SR5	11/10/2014 3:35	28.46	79.8	**5.24**	7.2	SR5	11/10/2014 9:35	28.56	76.2	**4.97**	**8.6**	SR5	11/10/2014 15:35	29.00	84.3	5.48	2.5	SR5	11/10/2014 21:35	28.72	75.7	**4.91**	5.2
SR5	11/10/2014 3:40	28.40	80.5	**5.31**	6.3	SR5	11/10/2014 9:40	28.55	75.9	**4.96**	7.8	SR5	11/10/2014 15:40	29.00	84.1	5.47	2.3	SR5	11/10/2014 21:40	28.71	76.3	**4.95**	6.4
SR5	11/10/2014 3:45	28.40	80.4	**5.30**	6.2	SR5	11/10/2014 9:45	28.55	75.9	**4.95**	**8.8**	SR5	11/10/2014 15:45	28.99	84.0	5.46	2.4	SR5	11/10/2014 21:45	28.71	76.0	**4.94**	6.0
SR5	11/10/2014 3:50	28.40	80.6	**5.31**	6.6	SR5	11/10/2014 9:50	28.56	75.7	**4.94**	**8.5**	SR5	11/10/2014 15:50	29.00	84.0	5.46	2.6	SR5	11/10/2014 21:50	28.71	75.9	**4.92**	6.1
SR5	11/10/2014 3:55	28.40	80.5	**5.31**	6.8	SR5	11/10/2014 9:55	28.57	75.8	**4.94**	**8.3**	SR5	11/10/2014 15:55	28.97	84.1	5.47	2.3	SR5	11/10/2014 21:55	28.71	75.8	**4.92**	6.0
SR5	11/10/2014 4:00	28.40	80.6	**5.32**	6.9	SR5	11/10/2014 10:00	28.57	75.8	**4.94**	**8.3**	SR5	11/10/2014 16:00	29.01	83.9	5.45	2.8	SR5	11/10/2014 22:00	28.70	75.8	**4.92**	7.2
SR5	11/10/2014 4:05	28.41	80.4	**5.31**	6.4	SR5	11/10/2014 10:05	28.57	75.7	**4.94**	**8.3**	SR5	11/10/2014 16:05	28.97	83.5	5.43	2.5	SR5	11/10/2014 22:05	28.70	75.8	**4.92**	6.3
SR5	11/10/2014 4:10	28.42	80.4	**5.30**	7.1	SR5	11/10/2014 10:10	28.58	75.7	**4.94**	**9.1**	SR5	11/10/2014 16:10	28.99	85.4	5.56	1.8	SR5	11/10/2014 22:10	28.70	75.3	**4.89**	6.5
SR5	11/10/2014 4:15	28.43	80.3	**5.29**	6.8	SR5	11/10/2014 10:15	28.58	75.7	**4.94**	7.7	SR5	11/10/2014 16:15	29.02	85.7	5.59	1.7	SR5	11/10/2014 22:15	28.70	76.0	**4.93**	6.7
SR5	11/10/2014 4:20	28.42	80.7	**5.32**	6.8	SR5	11/10/2014 10:20	28.58	75.7	**4.93**	6.1	SR5	11/10/2014 16:20	28.99	85.0	5.54	1.8	SR5	11/10/2014 22:20	28.70	75.7	**4.91**	6.8
SR5	11/10/2014 4:25	28.44	80.1	**5.28**	7.2	SR5	11/10/2014 10:25	28.58	75.4	**4.92**	6.5	SR5	11/10/2014 16:25	28.94	84.2	5.49	2.1	SR5	11/10/2014 22:25	28.70	74.7	**4.85**	7.2
SR5	11/10/2014 4:30	28.43	80.0	**5.27**	7.0	SR5	11/10/2014 10:30	28.58	75.3	**4.91**	7.5	SR5	11/10/2014 16:30	28.95	84.6	5.51	2.3	SR5	11/10/2014 22:30	28.69	75.1	**4.87**	6.8
SR5	11/10/2014 4:35	28.44	79.9	**5.26**	7.1	SR5	11/10/2014 10:35	28.59	75.2	**4.90**	7.6	SR5	11/10/2014 16:35	28.97	84.6	5.51	2.2	SR5	11/10/2014 22:35	28.69	74.0	**4.80**	6.3
SR5	11/10/2014 4:40	28.45	79.9	**5.26**	**8.6**	SR5	11/10/2014 10:40	28.59	75.0	**4.89**	7.2	SR5	11/10/2014 16:40	28.99	85.5	5.58	2.1	SR5	11/10/2014 22:40	28.69	74.9	**4.86**	6.2
SR5	11/10/2014 4:45	28.44	79.8	**5.26**	**8.2**	SR5	11/10/2014 10:45	28.59	75.1	**4.89**	7.1	SR5	11/10/2014 16:45	29.03	86.5	5.64	2.3	SR5	11/10/2014 22:45	28.69	75.2	**4.87**	6.4
SR5	11/10/2014 4:50	28.44	79.8	**5.26**	7.9	SR5	11/10/2014 10:50	28.59	75.1	**4.89**	7.4	SR5	11/10/2014 16:50	29.00	86.0	5.61	2.2	SR5	11/10/2014 22:50	28.69	75.5	**4.89**	6.8
SR5	11/10/2014 4:55	28.46	79.9	**5.26**	**8.9**	SR5	11/10/2014 10:55	28.59	74.8	**4.87**	7.8	SR5	11/10/2014 16:55	28.97	85.4	5.57	2.3	SR5	11/10/2014 22:55	28.69	76.4	**4.95**	6.5
SR5	11/10/2014 5:00	28.48	80.2	**5.28**	**8.5**	SR5	11/10/2014 11:00	28.59	75.0	**4.89**	7.9	SR5	11/10/2014 17:00	28.95	85.5	5.58	2.9	SR5	11/10/2014 23:00	28.69	76.2	**4.93**	6.2
SR5	11/10/2014 5:05	28.48	80.5	**5.30**	7.9	SR5	11/10/2014 11:05	28.59	75.0	**4.88**	**8.5**	SR5	11/10/2014 17:05	28.94	85.1	5.55	2.3	SR5	11/10/2014 23:05	28.69	74.9	**4.85**	6.3
SR5	11/10/2014 5:10	28.47	80.2	**5.28**	7.4	SR5	11/10/2014 11:10	28.60	74.5	**4.85**	7.9	SR5	11/10/2014 17:10	28.94	85.2	5.56	2.5	SR5	11/10/2014 23:10	28.69	76.3	**4.95**	5.7
SR5	11/10/2014 5:15	28.46	80.6	**5.31**	**8.2**	SR5	11/10/2014 11:15	28.59	74.8	**4.87**	7.8	SR5	11/10/2014 17:15	28.94	85.0	5.55	2.4	SR5	11/10/2014 23:15	28.69	76.5	**4.96**	5.9
SR5	11/10/2014 5:20	28.46	80.2	**5.29**	**8.0**	SR5	11/10/2014 11:20	28.59	74.7	**4.86**	7.7	SR5	11/10/2014 17:20	28.95	85.0	5.55	2.3	SR5	11/10/2014 23:20	28.69	76.7	**4.97**	5.7
SR5	11/10/2014 5:25	28.45	80.3	**5.29**	**8.5**	SR5	11/10/2014 11:25	28.59	74.9	**4.87**	**8.6**	SR5	11/10/2014 17:25	28.94	85.1	5.55	2.4	SR5	11/10/2014 23:25	28.69	76.2	**4.94**	5.7
SR5	11/10/2014 5:30	28.44	80.0	**5.27**	7.9	SR5	11/10/2014 11:30	28.59	74.7	**4.86**	7.9	SR5	11/10/2014 17:30	28.94	84.7	5.52	2.4	SR5	11/10/2014 23:30	28.69	76.5	**4.96**	5.7
SR5	11/10/2014 5:35	28.44	79.8	**5.26**	6.9	SR5	11/10/2014 11:35	28.60	74.3	**4.83**	7.2	SR5	11/10/2014 17:35	28.94	85.0	5.55	2.6	SR5	11/10/2014 23:35	28.69	76.8	**4.97**	5.8
SR5	11/10/2014 5:40	28.43	79.3	**5.23**	7.0	SR5	11/10/2014 11:40	28.59	74.3	**4.83**	7.7	SR5	11/10/2014 17:40	28.94	84.8	5.53	2.8	SR5	11/10/2014 23:40	28.68	76.8	**4.97**	5.9
SR5	11/10/2014 5:45	28.44	79.9	**5.27**	**8.8**	SR5	11/10/2014 11:45	28.59	74.5	**4.85**	**8.3**	SR5	11/10/2014 17:45	28.93	84.6	5.52	3.0	SR5	11/10/2014 23:45	28.69	76.4	**4.95**	5.1
SR5	11/10/2014 5:50	28.42	79.5	**5.24**	**8.7**	SR5	11/10/2014 11:50	28.60	74.7	**4.85**	**8.5**	SR5	11/10/2014 17:50	28.94	84.7	5.53	3.0	SR5	11/10/2014 23:50	28.69	75.7	**4.90**	5.8
SR5	11/10/2014 5:55	28.42	79.2	**5.22**	**8.0**	SR5	11/10/2014 11:55	28.60	74.8	**4.86**	**8.3**	SR5	11/10/2014 17:55	28.93	84.6	5.52	2.6	SR5	11/10/2014 23:55	28.68	75.1	**4.86**	5.4

Station	Timestamp	Temp (°C)	DO (%)	DO (mg/L)	Tur (NTU)	Station	Timestamp	Temp (°C)	DO (%)	DO (mg/L)	Tur (NTU)	Station	Timestamp	Temp (°C)	DO (%)	DO (mg/L)	Tur (NTU)	Station	Timestamp	Temp (°C)	DO (%)	DO (mg/L)	Tur (NTU)
SR9	11/10/2014 0:00	28.09	118.6	7.76	1.7	SR9	11/10/2014 6:00	27.78	95.4	6.20	2.9	SR9	11/10/2014 12:00	27.98	84.4	**5.48**	**7.5**	SR9	11/10/2014 18:00	28.34	91.2	**5.88**	4.5
SR9	11/10/2014 0:05	28.02	118.9	7.76	4.5	SR9	11/10/2014 6:05	27.78	94.5	6.14	2.7	SR9	11/10/2014 12:05	28.01	84.9	**5.51**	**6.2**	SR9	11/10/2014 18:05	28.39	91.4	**5.89**	4.7
SR9	11/10/2014 0:10	28.10	118.7	7.76	**8.1**	SR9	11/10/2014 6:10	27.78	94.4	6.14	2.8	SR9	11/10/2014 12:10	27.98	85.2	**5.53**	**5.8**	SR9	11/10/2014 18:10	28.40	93.5	6.02	**6.3**
SR9	11/10/2014 0:15	28.11	119.4	7.81	2.5	SR9	11/10/2014 6:15	27.78	94.0	6.12	2.6	SR9	11/10/2014 12:15	28.03	85.8	**5.57**	**5.3**	SR9	11/10/2014 18:15	28.39	93.8	6.04	4.3
SR9	11/10/2014 0:20	28.10	120.8	7.90	1.7	SR9	11/10/2014 6:20	27.79	93.8	6.10	2.9	SR9	11/10/2014 12:20	28.02	85.9	**5.57**	**5.1**	SR9	11/10/2014 18:20	28.39	95.2	6.14	4.0
SR9	11/10/2014 0:25	28.13	120.5	7.87	3.0	SR9	11/10/2014 6:25	27.78	93.4	6.07	2.6	SR9	11/10/2014 12:25	28.06	86.3	**5.60**	4.6	SR9	11/10/2014 18:25	28.40	96.9	6.25	4.0
SR9	11/10/2014 0:30	28.14	121.3	7.92	3.0	SR9	11/10/2014 6:30	27.78	93.4	6.07	2.5	SR9	11/10/2014 12:30	28.09	87.5	**5.67**	4.4	SR9	11/10/2014 18:30	28.40	97.4	6.28	4.0
SR9	11/10/2014 0:35	28.10	120.5	7.87	2.7	SR9	11/10/2014 6:35	27.78	94.4	6.14	2.4	SR9	11/10/2014 12:35	28.17	90.1	**5.83**	4.5	SR9	11/10/2014 18:35	28.38	96.9	6.25	3.7
SR9	11/10/2014 0:40	28.15	122.2	7.98	2.6	SR9	11/10/2014 6:40	27.82	94.0	6.12	1.8	SR9	11/10/2014 12:40	28.35	89.1	**5.75**	4.2	SR9	11/10/2014 18:40	28.37	96.5	6.22	4.0
SR9	11/10/2014 0:45	28.09	122.4	7.99	2.6	SR9	11/10/2014 6:45	27.80	91.4	6.02	2.4	SR9	11/10/2014 12:45	28.32	89.3	**5.77**	4.6	SR9	11/10/2014 18:45	28.36	95.7	6.17	3.9
SR9	11/10/2014 0:50	28.13	121.8	7.93	2.3	SR9	11/10/2014 6:50	27.81	92.3	6.08	2.0	SR9	11/10/2014 12:50	28.27	89.8	**5.81**	**5.0**	SR9	11/10/2014 18:50	28.37	96.0	6.19	4.0
SR9	11/10/2014 0:55	28.14	122.0	7.94	2.3	SR9	11/10/2014 6:55	27.81	92.0	6.06	2.0	SR9	11/10/2014 12:55	28.46	89.9	**5.79**	4.4	SR9	11/10/2014 18:55	28.41	97.0	6.25	4.0
SR9	11/10/2014 1:00	28.15	122.9	8.03	**6.1**	SR9	11/10/2014 7:00	27.82	94.6	6.22	2.3	SR9	11/10/2014 13:00	28.51	89.6	**5.77**	4.6	SR9	11/10/2014 19:00	28.44	94.6	6.11	4.1
SR9	11/10/2014 1:05	28.08	122.4	7.99	**6.0**	SR9	11/10/2014 7:05	27.83	92.6	6.09	2.1	SR9	11/10/2014 13:05	28.46	91.5	**5.89**	4.5	SR9	11/10/2014 19:05	28.43	94.5	6.09	4.1
SR9	11/10/2014 1:10	28.11	123.6	8.08	2.7	SR9	11/10/2014 7:10	27.80	92.8	6.10	2.3	SR9	11/10/2014 13:10	28.52	92.2	**5.93**	4.4	SR9	11/10/2014 19:10	28.45	94.9	6.11	4.2
SR9	11/10/2014 1:15	28.11	123.7	8.08	**6.4**	SR9	11/10/2014 7:15	27.85	94.7	6.23	2.1	SR9	11/10/2014 13:15	28.48	93.4	6.01	4.0	SR9	11/10/2014 19:15	28.43	95.0	6.12	4.1
SR9	11/10/2014 1:20	28.08	123.7	8.08	**6.5**	SR9	11/10/2014 7:20	27.85	94.2	6.20	2.0	SR9	11/10/2014 13:20	28.36	92.2	**5.95**	**4.8**	SR9	11/10/2014 19:20	28.41	93.9	6.06	3.9
SR9	11/10/2014 1:25	28.07	125.2	8.17	2.0	SR9	11/10/2014 7:25	27.86	93.6	6.16	2.0	SR9	11/10/2014 13:25	28.47	92.1	**5.93**	4.2	SR9	11/10/2014 19:25	28.42	92.9	5.99	4.3
SR9	11/10/2014 1:30	28.08	124.0	8.11	1.8	SR9	11/10/2014 7:30	27.87	94.4	6.21	1.8	SR9	11/10/2014 13:30	28.32	91.6	**5.91**	4.2	SR9	11/10/2014 19:30	28.42	94.1	6.07	4.4
SR9	11/10/2014 1:35	28.03	126.4	8.24	2.1	SR9	11/10/2014 7:35	27.87	96.1	6.33	2.1	SR9	11/10/2014 13:35	28.30	90.5	**5.85**	4.6	SR9	11/10/2014 19:35	28.42	93.6	6.03	4.3
SR9	11/10/2014 1:40	28.00	126.6	8.24	2.0	SR9	11/10/2014 7:40	27.88	94.9	6.25	2.0	SR9	11/10/2014 13:40	28.50	91.1	**5.87**	**5.4**	SR9	11/10/2014 19:40	28.40	91.4	**5.90**	4.0
SR9	11/10/2014 1:45	28.00	127.2	8.32	2.0	SR9	11/10/2014 7:45	27.89	95.1	6.26	2.0	SR9	11/10/2014 13:45	28.39	91.5	**5.91**	4.6	SR9	11/10/2014 19:45	28.41	91.0	**5.87**	3.9
SR9	11/10/2014 1:50	28.00	126.9	8.27	1.9	SR9	11/10/2014 7:50	27.91	99.2	6.54	1.9	SR9	11/10/2014 13:50	28.56	92.0	**5.92**	4.2	SR9	11/10/2014 19:50	28.41	92.0	**5.93**	4.0
SR9	11/10/2014 1:55	28.01	127.4	8.31	1.7	SR9	11/10/2014 7:55	27.87	97.5	6.47	1.7	SR9	11/10/2014 13:55	28.47	92.0	**5.92**	4.2	SR9	11/10/2014 19:55	28.41	92.1	**5.94**	4.0
SR9	11/10/2014 2:00	28.00	127.7	8.34	1.9	SR9	11/10/2014 8:00	27.88	93.3	6.17	1.9	SR9	11/10/2014 14:00	28.39	92.5	**5.96**	4.2	SR9	11/10/2014 20:00	28.38	89.1	**5.75**	4.1
SR9	11/10/2014 2:05	27.98	127.8	8.35	1.8	SR9	11/10/2014 8:05	27.90	93.7	6.19	1.8	SR9	11/10/2014 14:05	28.61	92.4	**5.94**	4.4	SR9	11/10/2014 20:05	28.36	88.1	**5.69**	4.2
SR9	11/10/2014 2:10	27.98	127.5	8.29	1.8	SR9	11/10/2014 8:10	27.88	92.6	6.13	1.8	SR9	11/10/2014 14:10	28.33	93.0	6.00	4.0	SR9	11/10/2014 20:10	28.36	87.7	**5.66**	4.1
SR9	11/10/2014 2:15	27.98	127.9	8.33	1.9	SR9	11/10/2014 8:15	27.89	93.4	6.18	1.9	SR9	11/10/2014 14:15	28.34	93.3	6.02	3.9	SR9	11/10/2014 20:15	28.34	87.3	**5.64**	4.3
SR9	11/10/2014 2:20	27.97	128.6	8.38	2.9	SR9	11/10/2014 8:20	27.83	93.6	6.19	4.6	SR9	11/10/2014 14:20	28.34	93.2	6.02	3.9	SR9	11/10/2014 20:20	28.36	88.2	**5.69**	4.0
SR9	11/10/2014 2:25	27.96	131.2	8.56	1.9	SR9	11/10/2014 8:25	27.81	92.8	6.14	**8.9**	SR9	11/10/2014 14:25	28.42	93.7	6.04	4.0	SR9	11/10/2014 20:25	28.36	88.6	**5.72**	4.1
SR9	11/10/2014 2:30	27.96	131.8	8.58	2.4	SR9	11/10/2014 8:30	27.81	91.7	6.06	**4.8**	SR9	11/10/2014 14:30	28.49	94.0	6.05	4.0	SR9	11/10/2014 20:30	28.30	87.3	**5.64**	4.5
SR9	11/10/2014 2:35	27.94	132.0	8.60	3.3	SR9	11/10/2014 8:35	27.80	91.8	6.09	2.5	SR9	11/10/2014 14:35	28.44	94.0	6.06	4.0	SR9	11/10/2014 20:35	28.37	90.5	**5.85**	4.1
SR9	11/10/2014 2:40	27.94	132.5	8.61	2.8	SR9	11/10/2014 8:40	27.81	92.1	6.09	0.9	SR9	11/10/2014 14:40	28.46	93.4	6.02	3.9	SR9	11/10/2014 20:40	28.34	88.9	**5.74**	4.3
SR9	11/10/2014 2:45	27.95	133.7	8.69	2.6	SR9	11/10/2014 8:45	27.81	79.8	**5.20**	**9.1**	SR9	11/10/2014 14:45	28.40	94.1	6.07	4.1	SR9	11/10/2014 20:45	28.31	87.7	**5.66**	4.4
SR9	11/10/2014 2:50	27.93	134.5	8.75	3.3	SR9	11/10/2014 8:50	27.81	79.1	**5.16**	**9.2**	SR9	11/10/2014 14:50	28.52	95.4	6.14	3.7	SR9	11/10/2014 20:50	28.31	88.1	**5.68**	4.5
SR9	11/10/2014 2:55	27.92	134.6	8.78	3.9	SR9	11/10/2014 8:55	27.81	80.2	**5.22**	**8.9**	SR9	11/10/2014 14:55	28.52	95.9	6.17	4.3	SR9	11/10/2014 20:55	28.29	87.3	**5.64**	4.5
SR9	11/10/2014 3:00	27.87	122.4	7.86	3.8	SR9	11/10/2014 9:00	27.80	80.4	**5.24**	**8.0**	SR9	11/10/2014 15:00	28.37	94.7	6.11	4.6	SR9	11/10/2014 21:00	28.30	87.4	**5.64**	4.6
SR9	11/10/2014 3:05	27.87	121.9	7.83	3.9	SR9	11/10/2014 9:05	27.81	81.2	**5.29**	**8.5**	SR9	11/10/2014 15:05	28.51	95.3	6.14	4.1	SR9	11/10/2014 21:05	28.31	88.1	**5.69**	4.4
SR9	11/10/2014 3:10	27.87	121.7	7.82	2.5	SR9	11/10/2014 9:10	27.81	80.9	**5.27**	**10.4**	SR9	11/10/2014 15:10	28.44	95.4	6.15	3.8	SR9	11/10/2014 21:10	28.31	87.3	**5.64**	4.5
SR9	11/10/2014 3:15	27.89	121.5	7.81	**6.6**	SR9	11/10/2014 9:15	27.81	81.1	**5.28**	**8.2**	SR9	11/10/2014 15:15	28.48	95.5	6.15	4.0	SR9	11/10/2014 21:15	28.30	88.0	**5.67**	4.3
SR9	11/10/2014 3:20	27.87	110.0	6.99	**7.9**	SR9	11/10/2014 9:20	27.82	81.5	**5.30**	**7.8**	SR9	11/10/2014 15:20	28.47	95.7	6.17	4.5	SR9	11/10/2014 21:20	28.30	88.4	**5.71**	4.4
SR9	11/10/2014 3:25	27.87	109.0	6.94	2.0	SR9	11/10/2014 9:25	27.83	82.1	**5.34**	**7.6**	SR9	11/10/2014 15:25	28.60	96.8	6.23	3.9	SR9	11/10/2014 21:25	28.28	88.5	**5.71**	4.5
SR9	11/10/2014 3:30	27.87	106.4	6.91	2.0	SR9	11/10/2014 9:30	27.82	81.8	**5.32**	**7.0**	SR9	11/10/2014 15:30	28.46	96.0	6.19	3.6	SR9	11/10/2014 21:30	28.29	88.1	**5.70**	4.3
SR9	11/10/2014 3:35	27.88	106.7	6.94	1.9	SR9	11/10/2014 9:35	27.84	82.3	**5.36**	**8.4**	SR9	11/10/2014 15:35	28.59	97.5	6.27	3.9	SR9	11/10/2014 21:35	28.28	88.1	**5.70**	4.2
SR9	11/10/2014 3:40	27.88	107.4	6.98	1.7	SR9	11/10/2014 9:40	27.83	82.3	**5.35**	**8.0**	SR9	11/10/2014 15:40	28.48	95.2	6.13	4.1	SR9	11/10/2014 21:40	28.27	87.5	**5.66**	4.1
SR9	11/10/2014 3:45	27.88	106.9	6.93	2.0	SR9	11/10/2014 9:45	27.83	82.6	**5.38**	**6.8**	SR9	11/10/2014 15:45	28.49	95.1	6.12	3.6	SR9	11/10/2014 21:45	28.27	86.1	**5.57**	4.4
SR9	11/10/2014 3:50	27.88	105.9	6.87	1.8	SR9	11/10/2014 9:50	27.84	82.9	**5.40**	**7.0**	SR9	11/10/2014 15:50	28.39	94.2	6.07	4.1	SR9	11/10/2014 21:50	28.26	86.3	**5.58**	4.2
SR9	11/10/2014 3:55	27.87	105.6	6.86	1.8	SR9	11/10/2014 9:55	27.85	83.2	**5.41**	**7.4**	SR9	11/10/2014 15:55	28.37	94.4	6.10	3.9	SR9	11/10/2014 21:55	28.27	87.4	**5.65**	4.2
SR9	11/10/2014 4:00	27.87	104.7	6.80	1.4	SR9	11/10/2014 10:00	27.85	83.3	**5.42**	**6.2**	SR9	11/10/2014 16:00	28.41	95.1	6.14	4.1	SR9	11/10/2014 22:00	28.26	86.9	**5.62**	4.4
SR9	11/10/2014 4:05	27.86	103.2	6.70	1.6	SR9	11/10/2014 10:05	27.86	83.4	**5.43**	**6.9**	SR9	11/10/2014 16:05	28.58	95.7	6.16	3.7	SR9	11/10/2014 22:05	28.25	85.7	**5.54**	4.5
SR9	11/10/2014 4:10	27.85	102.8	6.68	1.6	SR9	11/10/2014 10:10	27.87	84.0	**5.47**	**6.2**	SR9	11/10/2014 16:10	28.48	94.3	6.08	4.0	SR9	11/10/2014 22:10	28.26	87.3	**5.65**	4.7
SR9	11/10/2014 4:15	27.84	102.5	6.66	1.6	SR9	11/10/2014 10:15	27.87	83.5	**5.43**	**5.9**	SR9	11/10/2014 16:15	28.45	93.5	6.03	4.0	SR9	11/10/2014 22:15	28.26	88.0	**5.69**	4.7
SR9	11/10/2014 4:20	27.84	101.9	6.63	1.7	SR9	11/10/2014 10:20	27.88	84.1	**5.47**	**6.1**	SR9	11/10/2014 16:20	28.53	94.5	6.09	3.5	SR9	11/10/2014 22:20	28.25	87.3	**5.65**	**4.9**
SR9	11/10/2014 4:25	27.84	102.8	6.68	1.6	SR9	11/10/2014 10:25	27.89	83.9	**5.45**	**6.0**	SR9	11/10/2014 16:25	28.48	92.4	**5.96**	3.7	SR9	11/10/2014 22:25	28.24	86.9	**5.61**	4.7
SR9	11/10/2014 4:30	27.84	102.4	6.66	2.1	SR9	11/10/2014 10:30	27.91	83.9	**5.45**	**6.7**	SR9	11/10/2014 16:30	28.43	91.9	**5.93**	3.9	SR9	11/10/2014 22:30	28.24	87.5	**5.66**	**5.0**
SR9	11/10/2014 4:35	27.84	101.7	6.62	3.1	SR9	11/10/2014 10:35	27.87	83.2	**5.41**	**6.4**	SR9	11/10/2014 16:35	28.44	93.5	6.03	4.1	SR9	11/10/2014 22:35	28.24	87.0	**5.62**	**4.9**
SR9	11/10/2014 4:40	27.84	101.4	6.60	2.6	SR9	11/10/2014 10:40	27.88	82.9	**5.39**	**6.5**	SR9	11/10/2014 16:40	28.49	94.8	6.11	4.2	SR9	11/10/2014 22:40	28.23	86.4	**5.59**	**4.8**
SR9	11/10/2014 4:45	27.83	102.3	6.66	2.6	SR9	11/10/2014 10:45	27.90	82.9	**5.39**	**5.5**	SR9	11/10/2014 16:45	28.35	93.6	6.05	4.1	SR9	11/10/2014 22:45	28.22	85.9	**5.56**	4.7
SR9	11/10/2014 4:50	27.82	101.9	6.64	2.4	SR9	11/10/2014 10:50	27.88	83.1	**5.40**	**6.1**	SR9	11/10/2014 16:50	28.49	96.2	6.19	3.8	SR9	11/10/2014 22:50	28.22	87.0	**5.63**	4.7
SR9	11/10/2014 4:55	27.83	101.2	6.58	2.7	SR9	11/10/2014 10:55	27.89	82.9	**5.39**	**6.4**	SR9	11/10/2014 16:55	28.40	95.0	6.13	**6.1**	SR9	11/10/2014 22:55	28.21	86.8	**5.61**	**5.0**
SR9	11/10/2014 5:00	27.82	100.5	6.54	2.7	SR9	11/10/2014 11:00	27.90	83.4	**5.42**	**6.1**	SR9	11/10/2014 17:00	28.36	94.1	6.07	4.6	SR9	11/10/2014 23:00	28.19	86.6	**5.61**	4.6
SR9	11/10/2014 5:05	27.83	99.9	6.50	2.0	SR9	11/10/2014 11:05	27.88	82.7	**5.38**	**6.7**	SR9	11/10/2014 17:05	28.37	94.8	6.11	4.2	SR9	11/10/2014 23:05	28.19	85.9	**5.56**	4.6
SR9	11/10/2014 5:10	27.83	99.4	6.47	2.3	SR9	11/10/2014 11:10	27.91	83.4	**5.43**	**5.8**	SR9	11/10/2014 17:10	28.25	90.2	**5.83**	4.6	SR9	11/10/2014 23:10	28.17	84.5	**5.48**	4.7
SR9	11/10/2014 5:15	27.83	98.7	6.43	2.4	SR9	11/10/2014 11:15	27.89	83.5	**5.43**	**6.0**	SR9	11/10/2014 17:15	28.33	91.1	**5.89**	4.3	SR9	11/10/2014 23:15	28.16	83.8	**5.44**	4.3
SR9	11/10/2014 5:20	27.81	98.0	6.38	2.4	SR9	11/10/2014 11:20	27.91	83.1	**5.40**	**5.9**	SR9	11/10/2014 17:20	28.31	90.5	**5.84**	4.7	SR9	11/10/2014 23:20	28.15	82.7	**5.37**	**4.9**
SR9	11/10/2014 5:25	27.80	97.9	6.40	2.5	SR9	11/10/2014 11:25	27.91	83.6	**5.44**	**6.2**	SR9	11/10/2014 17:25	28.31	88.1	**5.69**	**4.9**	SR9	11/10/2014 23:25	28.16	81.0	**5.25**	**4.9**
SR9	11/10/2014 5:30	27.79	97.4	6.33	2.2	SR9	11/10/2014 11:30	27.89	83.4	**5.42**	**6.7**	SR9	11/10/2014 17:30	28.27	86.6	**5.60**	4.7	SR9	11/10/2014 23:30	28.13	82.0	**5.31**	4.3
SR9	11/10/2014 5:35	27.80	96.2	6.25	2.3	SR9	11/10/2014 11:35	27.91	83.6	**5.44**	**6.2**	SR9	11/10/2014 17:35	28.31	87.1	**5.62**	4.6	SR9	11/10/2014 23:35	28.10	82.9	**5.39**	4.4
SR9	11/10/2014 5:40	27.80	95.3	6.20	2.1	SR9	11/10/2014 11:40	27.91	83.6	**5.44**	**6.8**	SR9	11/10/2014 17:40	28.33	88.1	**5.69**	**4.9**	SR9	11/10/2014 23:40	28.07	84.4	**5.48**	3.7
SR9	11/10/2014 5:45	27.80	95.9	6.22	2.0	SR9	11/10/2014 11:45	27.88	83.1	**5.41**	**7.3**	SR9	11/10/2014 17:45	28.36	88.9	**5.73**	4.7	SR9	11/10/2014 23:45	28.08	87.9	**5.70**	3.7
SR9	11/10/2014 5:50	27.79	95.6	6.21	2.3	SR9	11/10/2014 11:50	27.96	84.3	**5.48**	**6.7**	SR9	11/10/2014 17:50	28.37	89.2	**5.75**	4.5	SR9	11/10/2014 23:50	28.09	90.4	**5.87**	3.7
SR9	11/10/2014 5:55	27.79	94.6	6.15	2.9	SR9	11/10/2014 11:55	27.95	83.7	**5.44**	**7.7**	SR9	11/10/2014 17:55	28.29	89.6	**5.78**	4.6	SR9	11/10/2014 23:55	28.10	90.7	**5.89**	3.6

Station	Timestamp	Temp (°C)	DO (%)	DO (mg/L)	Tur (NTU)	Station	Timestamp	Temp (°C)	DO (%)	DO (mg/L)	Tur (NTU)	Station	Timestamp	Temp (°C)	DO (%)	DO (mg/L)	Tur (NTU)	Station	Timestamp	Temp (°C)	DO (%)	DO (mg/L)	Tur (NTU)
SR10	11/10/2014 0:00	28.69	77.8	**5.04**	4.3	SR10	11/10/2014 6:00	28.45	77.6	**5.06**	4.6	SR10	11/10/2014 12:00	28.74	79.1	**5.11**	2.0	SR10	11/10/2014 18:00	28.85	86.3	**5.55**	3.1
SR10	11/10/2014 0:05	28.69	78.5	**5.09**	4.7	SR10	11/10/2014 6:05	28.44	77.7	**5.07**	4.6	SR10	11/10/2014 12:05	28.71	77.2	**4.99**	2.1	SR10	11/10/2014 18:05	28.82	85.9	**5.53**	3.4
SR10	11/10/2014 0:10	28.68	78.5	**5.09**	4.4	SR10	11/10/2014 6:10	28.43	77.8	**5.08**	**4.9**	SR10	11/10/2014 12:10	28.73	74.0	**4.78**	2.0	SR10	11/10/2014 18:10	28.82	85.9	**5.54**	3.9
SR10	11/10/2014 0:15	28.66	76.7	**4.97**	3.9	SR10	11/10/2014 6:15	28.44	77.4	**5.06**	4.1	SR10	11/10/2014 12:15	28.69	74.9	**4.84**	2.4	SR10	11/10/2014 18:15	28.80	85.4	**5.51**	3.7
SR10	11/10/2014 0:20	28.67	76.9	**4.99**	4.3	SR10	11/10/2014 6:20	28.50	79.6	**5.18**	**4.8**	SR10	11/10/2014 12:20	28.69	74.7	**4.83**	2.8	SR10	11/10/2014 18:20	28.80	79.4	**5.12**	3.3
SR10	11/10/2014 0:25	28.67	75.9	**4.92**	4.1	SR10	11/10/2014 6:25	28.46	78.5	**5.12**	4.7	SR10	11/10/2014 12:25	28.71	71.8	**4.64**	2.2	SR10	11/10/2014 18:25	28.81	83.5	**5.38**	4.7
SR10	11/10/2014 0:30	28.67	75.9	**4.92**	4.2	SR10	11/10/2014 6:30	28.50	81.2	**5.29**	**5.9**	SR10	11/10/2014 12:30	28.67	70.9	**4.58**	2.3	SR10	11/10/2014 18:30	28.81	83.3	**5.37**	3.7
SR10	11/10/2014 0:35	28.67	74.3	**4.81**	4.7	SR10	11/10/2014 6:35	28.50	80.7	**5.26**	**5.9**	SR10	11/10/2014 12:35	28.69	71.5	**4.62**	2.2	SR10	11/10/2014 18:35	28.81	84.5	**5.45**	4.5
SR10	11/10/2014 0:40	28.67	76.4	**4.95**	**4.8**	SR10	11/10/2014 6:40	28.48	80.4	**5.24**	**5.3**	SR10	11/10/2014 12:40	28.67	70.6	**4.56**	2.3	SR10	11/10/2014 18:40	28.81	84.4	**5.44**	4.0
SR10	11/10/2014 0:45	28.67	75.4	**4.89**	**5.4**	SR10	11/10/2014 6:45	28.46	79.8	**5.20**	4.4	SR10	11/10/2014 12:45	28.66	73.9	**4.78**	2.7	SR10	11/10/2014 18:45	28.80	82.9	**5.34**	4.1
SR10	11/10/2014 0:50	28.67	73.0	**4.73**	**5.0**	SR10	11/10/2014 6:50	28.50	80.5	**5.24**	**5.8**	SR10	11/10/2014 12:50	28.67	73.7	**4.77**	2.4	SR10	11/10/2014 18:50	28.79	84.2	**5.42**	**4.8**
SR10	11/10/2014 0:55	28.66	72.4	**4.69**	4.5	SR10	11/10/2014 6:55	28.47	79.3	**5.17**	**5.1**	SR10	11/10/2014 12:55	28.66	75.7	**4.89**	2.8	SR10	11/10/2014 18:55	28.79	82.4	**5.31**	4.7
SR10	11/10/2014 1:00	28.67	70.6	**4.57**	**4.9**	SR10	11/10/2014 7:00	28.45	78.9	**5.14**	4.7	SR10	11/10/2014 13:00	28.66	76.4	**4.94**	2.7	SR10	11/10/2014 19:00	28.79	83.1	**5.36**	4.1
SR10	11/10/2014 1:05	28.66	70.5	**4.57**	4.6	SR10	11/10/2014 7:05	28.50	80.8	**5.26**	**5.7**	SR10	11/10/2014 13:05	28.64	76.7	**4.96**	2.9	SR10	11/10/2014 19:05	28.80	84.1	**5.41**	4.6
SR10	11/10/2014 1:10	28.66	69.2	**4.48**	**4.9**	SR10	11/10/2014 7:10	28.48	80.5	**5.24**	**5.3**	SR10	11/10/2014 13:10	28.62	80.7	**5.21**	3.7	SR10	11/10/2014 19:10	28.80	81.3	**5.24**	3.2
SR10	11/10/2014 1:15	28.66	72.1	**4.67**	4.7	SR10	11/10/2014 7:15	28.49	80.1	**5.21**	**6.1**	SR10	11/10/2014 13:15	28.62	81.2	**5.25**	3.6	SR10	11/10/2014 19:15	28.79	80.5	**5.19**	3.4
SR10	11/10/2014 1:20	28.66	70.2	**4.55**	**4.9**	SR10	11/10/2014 7:20	28.43	76.8	**5.01**	**4.9**	SR10	11/10/2014 13:20	28.63	81.4	**5.26**	3.4	SR10	11/10/2014 19:20	28.80	81.8	**5.27**	3.1
SR10	11/10/2014 1:25	28.65	67.4	**4.37**	**4.9**	SR10	11/10/2014 7:25	28.41	75.9	**4.96**	4.0	SR10	11/10/2014 13:25	28.65	81.6	**5.27**	3.4	SR10	11/10/2014 19:25	28.79	81.7	**5.27**	3.1
SR10	11/10/2014 1:30	28.66	70.5	**4.57**	**5.0**	SR10	11/10/2014 7:30	28.41	76.9	**5.02**	4.0	SR10	11/10/2014 13:30	28.67	81.5	**5.26**	3.4	SR10	11/10/2014 19:30	28.77	82.6	**5.33**	2.7
SR10	11/10/2014 1:35	28.65	70.1	**4.55**	4.4	SR10	11/10/2014 7:35	28.40	77.3	**5.04**	3.8	SR10	11/10/2014 13:35	28.67	81.8	**5.29**	3.8	SR10	11/10/2014 19:35	28.78	82.4	**5.32**	2.8
SR10	11/10/2014 1:40	28.61	68.5	**4.45**	4.3	SR10	11/10/2014 7:40	28.40	77.0	**5.03**	3.8	SR10	11/10/2014 13:40	28.67	82.0	**5.29**	3.8	SR10	11/10/2014 19:40	28.78	82.6	**5.33**	2.7
SR10	11/10/2014 1:45	28.60	69.3	**4.50**	4.4	SR10	11/10/2014 7:45	28.39	77.6	**5.07**	4.0	SR10	11/10/2014 13:45	28.68	82.0	**5.30**	3.8	SR10	11/10/2014 19:45	28.77	80.9	**5.22**	3.1
SR10	11/10/2014 1:50	28.59	68.3	**4.43**	3.6	SR10	11/10/2014 7:50	28.39	76.6	**5.00**	3.8	SR10	11/10/2014 13:50	28.69	81.1	**5.24**	3.4	SR10	11/10/2014 19:50	28.76	81.2	**5.24**	2.7
SR10	11/10/2014 1:55	28.59	67.6	**4.39**	3.8	SR10	11/10/2014 7:55	28.41	76.3	**4.98**	4.1	SR10	11/10/2014 13:55	28.67	79.6	**5.14**	4.0	SR10	11/10/2014 19:55	28.75	80.8	**5.22**	2.7
SR10	11/10/2014 2:00	28.62	67.0	**4.35**	**4.8**	SR10	11/10/2014 8:00	28.39	77.6	**5.07**	4.0	SR10	11/10/2014 14:00	28.70	82.4	**5.32**	3.3	SR10	11/10/2014 20:00	28.75	81.0	**5.23**	3.2
SR10	11/10/2014 2:05	28.64	71.6	**4.64**	4.2	SR10	11/10/2014 8:05	28.42	75.1	**4.90**	4.5	SR10	11/10/2014 14:05	28.70	82.4	**5.32**	3.6	SR10	11/10/2014 20:05	28.75	81.1	**5.23**	3.1
SR10	11/10/2014 2:10	28.63	66.7	**4.32**	4.7	SR10	11/10/2014 8:10	28.43	76.2	**4.97**	4.4	SR10	11/10/2014 14:10	28.70	80.4	**5.19**	3.7	SR10	11/10/2014 20:10	28.75	81.0	**5.23**	3.0
SR10	11/10/2014 2:15	28.64	65.5	**4.25**	4.1	SR10	11/10/2014 8:15	28.43	75.1	**4.90**	4.1	SR10	11/10/2014 14:15	28.73	82.3	**5.31**	3.3	SR10	11/10/2014 20:15	28.74	79.8	**5.15**	3.1
SR10	11/10/2014 2:20	28.64	66.4	**4.30**	4.5	SR10	11/10/2014 8:20	28.43	74.6	**4.87**	4.3	SR10	11/10/2014 14:20	28.76	82.3	**5.31**	3.5	SR10	11/10/2014 20:20	28.76	80.1	**5.17**	3.1
SR10	11/10/2014 2:25	28.64	66.5	**4.31**	4.2	SR10	11/10/2014 8:25	28.43	73.4	**4.79**	4.1	SR10	11/10/2014 14:25	28.78	77.4	**4.99**	2.8	SR10	11/10/2014 20:25	28.76	79.5	**5.13**	3.2
SR10	11/10/2014 2:30	28.63	64.5	**4.19**	4.4	SR10	11/10/2014 8:30	28.43	72.9	**4.76**	**5.0**	SR10	11/10/2014 14:30	28.76	76.4	**4.93**	3.3	SR10	11/10/2014 20:30	28.77	79.3	**5.12**	3.0
SR10	11/10/2014 2:35	28.63	66.8	**4.33**	4.2	SR10	11/10/2014 8:35	28.44	71.6	**4.67**	4.2	SR10	11/10/2014 14:35	28.75	74.3	**4.79**	3.9	SR10	11/10/2014 20:35	28.76	80.2	**5.17**	3.1
SR10	11/10/2014 2:40	28.61	65.5	**4.25**	3.7	SR10	11/10/2014 8:40	28.43	72.8	**4.75**	3.9	SR10	11/10/2014 14:40	28.80	74.7	**4.82**	3.2	SR10	11/10/2014 20:40	28.76	80.2	**5.17**	2.9
SR10	11/10/2014 2:45	28.57	66.6	**4.32**	3.8	SR10	11/10/2014 8:45	28.42	72.8	**4.75**	3.7	SR10	11/10/2014 14:45	28.79	75.7	**4.88**	3.3	SR10	11/10/2014 20:45	28.76	80.4	**5.19**	2.7
SR10	11/10/2014 2:50	28.61	66.7	**4.32**	3.9	SR10	11/10/2014 8:50	28.43	70.2	**4.58**	4.0	SR10	11/10/2014 14:50	28.83	76.4	**4.92**	3.0	SR10	11/10/2014 20:50	28.75	80.6	**5.20**	2.6
SR10	11/10/2014 2:55	28.63	75.5	**4.89**	4.7	SR10	11/10/2014 8:55	28.43	66.1	**4.31**	3.9	SR10	11/10/2014 14:55	28.75	77.8	**5.02**	3.5	SR10	11/10/2014 20:55	28.75	80.2	**5.18**	2.5
SR10	11/10/2014 3:00	28.62	75.5	**4.89**	4.0	SR10	11/10/2014 9:00	28.43	66.7	**4.35**	4.0	SR10	11/10/2014 15:00	28.72	80.3	**5.18**	4.0	SR10	11/10/2014 21:00	28.75	80.3	**5.18**	2.1
SR10	11/10/2014 3:05	28.57	72.3	**4.69**	3.8	SR10	11/10/2014 9:05	28.44	71.5	**4.67**	3.8	SR10	11/10/2014 15:05	28.73	82.6	**5.33**	3.6	SR10	11/10/2014 21:05	28.75	81.7	**5.27**	2.2
SR10	11/10/2014 3:10	28.55	75.0	**4.87**	3.4	SR10	11/10/2014 9:10	28.45	73.2	**4.78**	3.6	SR10	11/10/2014 15:10	28.73	82.6	**5.33**	3.3	SR10	11/10/2014 21:10	28.76	81.2	**5.24**	2.4
SR10	11/10/2014 3:15	28.53	76.6	**4.97**	3.6	SR10	11/10/2014 9:15	28.45	74.8	**4.88**	3.4	SR10	11/10/2014 15:15	28.73	82.4	**5.32**	3.5	SR10	11/10/2014 21:15	28.75	81.0	**5.23**	2.1
SR10	11/10/2014 3:20	28.56	77.5	**5.03**	4.2	SR10	11/10/2014 9:20	28.46	74.0	**4.83**	3.5	SR10	11/10/2014 15:20	28.74	83.1	**5.36**	3.0	SR10	11/10/2014 21:20	28.74	79.8	**5.15**	2.2
SR10	11/10/2014 3:25	28.55	77.9	**5.06**	**5.3**	SR10	11/10/2014 9:25	28.46	75.0	**4.89**	3.0	SR10	11/10/2014 15:25	28.76	83.5	**5.39**	3.3	SR10	11/10/2014 21:25	28.71	79.4	**5.13**	2.3
SR10	11/10/2014 3:30	28.50	78.4	**5.10**	3.7	SR10	11/10/2014 9:30	28.47	76.7	**5.00**	3.2	SR10	11/10/2014 15:30	28.74	83.3	**5.37**	**5.1**	SR10	11/10/2014 21:30	28.69	79.8	**5.16**	2.4
SR10	11/10/2014 3:35	28.62	81.2	**5.27**	4.0	SR10	11/10/2014 9:35	28.49	78.8	**5.14**	3.5	SR10	11/10/2014 15:35	28.72	83.7	**5.40**	3.8	SR10	11/10/2014 21:35	28.69	79.1	**5.11**	2.1
SR10	11/10/2014 3:40	28.61	81.3	**5.27**	4.5	SR10	11/10/2014 9:40	28.51	79.1	**5.15**	2.5	SR10	11/10/2014 15:40	28.73	83.7	**5.40**	3.3	SR10	11/10/2014 21:40	28.70	79.6	**5.14**	2.2
SR10	11/10/2014 3:45	28.56	79.6	**5.17**	3.9	SR10	11/10/2014 9:45	28.50	78.1	**5.09**	3.0	SR10	11/10/2014 15:45	28.76	83.5	**5.39**	2.9	SR10	11/10/2014 21:45	28.70	78.0	**5.04**	2.4
SR10	11/10/2014 3:50	28.58	80.9	**5.25**	4.3	SR10	11/10/2014 9:50	28.50	76.8	**5.01**	2.8	SR10	11/10/2014 15:50	28.78	83.7	**5.40**	2.6	SR10	11/10/2014 21:50	28.70	78.8	**5.09**	2.4
SR10	11/10/2014 3:55	28.51	80.3	**5.22**	3.7	SR10	11/10/2014 9:55	28.52	78.8	**5.14**	2.7	SR10	11/10/2014 15:55	28.81	82.2	**5.30**	2.7	SR10	11/10/2014 21:55	28.68	80.0	**5.17**	2.3
SR10	11/10/2014 4:00	28.56	81.1	**5.26**	4.5	SR10	11/10/2014 10:00	28.51	78.3	**5.10**	2.8	SR10	11/10/2014 16:00	28.83	79.5	**5.12**	2.6	SR10	11/10/2014 22:00	28.68	78.3	**5.06**	2.4
SR10	11/10/2014 4:05	28.57	80.8	**5.24**	4.3	SR10	11/10/2014 10:05	28.50	76.1	**4.96**	2.9	SR10	11/10/2014 16:05	28.75	83.5	**5.38**	3.2	SR10	11/10/2014 22:05	28.69	78.5	**5.07**	2.9
SR10	11/10/2014 4:10	28.60	81.4	**5.28**	4.7	SR10	11/10/2014 10:10	28.50	75.3	**4.91**	3.1	SR10	11/10/2014 16:10	28.75	83.5	**5.39**	3.3	SR10	11/10/2014 22:10	28.68	78.8	**5.09**	2.8
SR10	11/10/2014 4:15	28.61	81.9	**5.31**	**5.0**	SR10	11/10/2014 10:15	28.51	72.9	**4.75**	3.2	SR10	11/10/2014 16:15	28.80	83.6	**5.39**	3.0	SR10	11/10/2014 22:15	28.69	74.8	**4.83**	2.6
SR10	11/10/2014 4:20	28.59	81.5	**5.29**	**4.8**	SR10	11/10/2014 10:20	28.50	72.7	**4.74**	4.1	SR10	11/10/2014 16:20	28.81	84.3	**5.43**	2.7	SR10	11/10/2014 22:20	28.69	75.6	**4.88**	2.7
SR10	11/10/2014 4:25	28.60	82.3	**5.34**	**6.3**	SR10	11/10/2014 10:25	28.51	71.2	**4.64**	3.5	SR10	11/10/2014 16:25	28.84	84.9	**5.47**	2.8	SR10	11/10/2014 22:25	28.68	75.7	**4.89**	2.6
SR10	11/10/2014 4:30	28.60	82.4	**5.35**	4.5	SR10						SR10	11/10/2014 16:30	28.87	85.2	**5.48**	2.7	SR10	11/10/2014 22:30	28.67	76.2	**4.92**	2.5
SR10	11/10/2014 4:35	28.44	80.9	**5.27**	**5.1**	SR10						SR10	11/10/2014 16:35	28.88	85.4	**5.49**	2.5	SR10	11/10/2014 22:35	28.66	76.6	**4.95**	2.8
SR10	11/10/2014 4:40	28.47	79.9	**5.20**	**5.8**	SR10						SR10	11/10/2014 16:40	28.92	85.9	**5.53**	2.4	SR10	11/10/2014 22:40	28.67	76.3	**4.93**	2.7
SR10	11/10/2014 4:45	28.46	79.6	**5.19**	**6.2**	SR10						SR10	11/10/2014 16:45	28.93	86.0	**5.53**	2.5	SR10	11/10/2014 22:45	28.68	79.4	**5.13**	2.3
SR10	11/10/2014 4:50	28.46	79.5	**5.18**	**5.7**	SR10						SR10	11/10/2014 16:50	28.93	85.9	**5.52**	2.9	SR10	11/10/2014 22:50	28.69	80.6	**5.20**	3.4
SR10	11/10/2014 4:55	28.47	79.6	**5.18**	**5.9**	SR10	11/10/2014 10:55	28.61	78.1	**5.06**	1.9	SR10	11/10/2014 16:55	28.98	87.1	**5.60**	2.1	SR10	11/10/2014 22:55	28.69	81.0	**5.23**	2.5
SR10	11/10/2014 5:00	28.46	79.2	**5.16**	**6.4**	SR10	11/10/2014 11:00	28.62	79.2	**5.12**	2.0	SR10	11/10/2014 17:00	28.98	87.6	**5.63**	2.9	SR10	11/10/2014 23:00	28.69	82.5	**5.33**	2.4
SR10	11/10/2014 5:05	28.46	79.1	**5.16**	**6.0**	SR10	11/10/2014 11:05	28.63	77.8	**5.03**	2.1	SR10	11/10/2014 17:05	28.95	87.1	**5.60**	**8.9**	SR10	11/10/2014 23:05	28.69	82.2	**5.31**	2.5
SR10	11/10/2014 5:10	28.45	79.0	**5.15**	**5.6**	SR10	11/10/2014 11:10	28.63	79.0	**5.11**	2.2	SR10	11/10/2014 17:10	28.96	86.6	**5.58**	2.9	SR10	11/10/2014 23:10	28.69	82.4	**5.32**	2.8
SR10	11/10/2014 5:15	28.46	79.1	**5.16**	**5.5**	SR10	11/10/2014 11:15	28.66	79.3	**5.13**	2.3	SR10	11/10/2014 17:15	28.95	87.4	**5.63**	2.2	SR10	11/10/2014 23:15	28.68	82.4	**5.32**	2.4
SR10	11/10/2014 5:20	28.45	78.6	**5.13**	**5.5**	SR10	11/10/2014 11:20	28.65	79.2	**5.12**	2.3	SR10	11/10/2014 17:20	28.91	87.1	**5.61**	2.8	SR10	11/10/2014 23:20	28.71	82.3	**5.31**	2.4
SR10	11/10/2014 5:25	28.45	78.4	**5.12**	**5.2**	SR10	11/10/2014 11:25	28.68	79.8	**5.16**	2.0	SR10	11/10/2014 17:25	28.94	86.6	**5.57**	2.6	SR10	11/10/2014 23:25	28.66	82.5	**5.33**	3.0
SR10	11/10/2014 5:30	28.45	78.3	**5.11**	**5.0**	SR10	11/10/2014 11:30	28.73	80.4	**5.20**	2.0	SR10	11/10/2014 17:30	28.85	86.2	**5.55**	3.7	SR10	11/10/2014 23:30	28.74	82.5	**5.32**	3.6
SR10	11/10/2014 5:35	28.45	78.1	**5.09**	**5.2**	SR10	11/10/2014 11:35	28.76	80.3	**5.18**	2.7	SR10	11/10/2014 17:35	28.84	85.8	**5.53**	3.7	SR10	11/10/2014 23:35	28.72	82.6	**5.33**	2.9
SR10	11/10/2014 5:40	28.43	77.9	**5.09**	**4.8**	SR10	11/10/2014 11:40	28.79	80.4	**5.19**	2.7	SR10	11/10/2014 17:40	28.84	86.3	**5.56**	3.2	SR10	11/10/2014 23:40	28.73	82.9	**5.35**	3.5
SR10	11/10/2014 5:45	28.45	78.2	**5.10**	**5.0**	SR10	11/10/2014 11:45	28.75	80.1	**5.17**	2.3	SR10	11/10/2014 17:45	28.84	85.6	**5.52**	3.7	SR10	11/10/2014 23:45	28.73	82.8	**5.34**	3.5
SR10	11/10/2014 5:50	28.44	77.8	**5.08**	**4.9**	SR10	11/10/2014 11:50	28.74	80.0	**5.17**	2.1	SR10	11/10/2014 17:50	28.84	86.1	**5.54**	3.2	SR10	11/10/2014 23:50	28.72	80.7	**5.20**	3.1
SR10	11/10/2014 5:55	28.46	77.9	**5.09**	**4.8**	SR10	11/10/2014 11:55	28.73	78.7	**5.08**	2.1	SR10	11/10/2014 17:55	28.82	85.7	**5.52**	3.4	SR10	11/10/2014 23:55	28.73	81.7	**5.27**	3.5

Station	Timestamp	Temp (°C)	DO (%)	DO (mg/L)	Tur (NTU)	Station	Timestamp	Temp (°C)	DO (%)	DO (mg/L)	Tur (NTU)	Station	Timestamp	Temp (°C)	DO (%)	DO (mg/L)	Tur (NTU)	Station	Timestamp	Temp (°C)	DO (%)	DO (mg/L)	Tur (NTU)
SR11	11/10/2014 0:00	28.75	68.5	**4.47**	1.9	SR11	11/10/2014 6:00	28.41	69.8	**4.58**	0.9	SR11	11/10/2014 12:00	28.76	83.5	**5.47**	1.7	SR11	11/10/2014 18:00	28.87	69.9	**4.57**	2.4
SR11	11/10/2014 0:05	28.74	70.3	**4.59**	2.8	SR11	11/10/2014 6:05	28.41	69.3	**4.55**	0.9	SR11	11/10/2014 12:05	28.95	83.7	**5.46**	2.1	SR11	11/10/2014 18:05	28.86	67.4	**4.41**	1.8
SR11	11/10/2014 0:10	28.74	68.1	**4.45**	1.9	SR11	11/10/2014 6:10	28.55	62.3	**4.08**	2.3	SR11	11/10/2014 12:10	28.81	83.5	**5.46**	1.8	SR11	11/10/2014 18:10	28.81	67.8	**4.44**	3.0
SR11	11/10/2014 0:15	28.74	67.8	**4.43**	2.1	SR11	11/10/2014 6:15	28.40	71.0	**4.66**	1.0	SR11	11/10/2014 12:15	28.82	79.4	**5.20**	2.1	SR11	11/10/2014 18:15	28.83	65.4	**4.27**	2.2
SR11	11/10/2014 0:20	28.73	68.2	**4.46**	1.7	SR11	11/10/2014 6:20	28.45	68.2	**4.47**	1.3	SR11	11/10/2014 12:20	28.70	78.3	**5.13**	**6.9**	SR11	11/10/2014 18:20	28.87	72.1	**4.70**	1.2
SR11	11/10/2014 0:25	28.72	70.7	**4.62**	2.2	SR11	11/10/2014 6:25	28.42	68.6	**4.50**	0.8	SR11	11/10/2014 12:25	28.70	82.1	**5.38**	1.9	SR11	11/10/2014 18:25	28.82	69.3	**4.52**	2.2
SR11	11/10/2014 0:30	28.72	70.2	**4.59**	2.2	SR11	11/10/2014 6:30	28.48	65.2	**4.28**	1.3	SR11	11/10/2014 12:30	28.73	82.5	**5.41**	4.1	SR11	11/10/2014 18:30	28.85	67.4	**4.40**	1.7
SR11	11/10/2014 0:35	28.72	69.7	**4.56**	2.0	SR11	11/10/2014 6:35	28.51	63.2	**4.15**	1.9	SR11	11/10/2014 12:35	28.66	82.3	**5.40**	2.2	SR11	11/10/2014 18:35	28.85	67.6	**4.41**	1.6
SR11	11/10/2014 0:40	28.71	70.5	**4.61**	1.9	SR11	11/10/2014 6:40	28.50	63.9	**4.19**	1.7	SR11	11/10/2014 12:40	28.77	81.6	**5.35**	2.2	SR11	11/10/2014 18:40	28.85	67.8	**4.43**	1.2
SR11	11/10/2014 0:45	28.71	72.1	**4.71**	1.8	SR11	11/10/2014 6:45	28.48	63.4	**4.16**	1.0	SR11	11/10/2014 12:45	28.73	81.7	**5.35**	1.6	SR11	11/10/2014 18:45	28.85	68.4	**4.47**	1.3
SR11	11/10/2014 0:50	28.71	71.6	**4.68**	1.8	SR11	11/10/2014 6:50	28.41	68.3	**4.49**	0.8	SR11	11/10/2014 12:50	28.60	81.3	**5.34**	2.0	SR11	11/10/2014 18:50	28.85	70.1	**4.58**	1.1
SR11	11/10/2014 0:55	28.70	70.1	**4.58**	1.8	SR11	11/10/2014 6:55	28.46	66.2	**4.34**	1.3	SR11	11/10/2014 12:55	28.59	80.2	**5.27**	2.3	SR11	11/10/2014 18:55	28.83	69.4	**4.53**	1.6
SR11	11/10/2014 1:00	28.70	70.5	**4.60**	1.5	SR11	11/10/2014 7:00	28.46	64.2	**4.21**	0.9	SR11	11/10/2014 13:00	28.61	80.2	**5.26**	2.4	SR11	11/10/2014 19:00	28.82	70.0	**4.57**	1.9
SR11	11/10/2014 1:05	28.70	69.8	**4.56**	1.8	SR11	11/10/2014 7:05	28.43	68.0	**4.47**	1.2	SR11	11/10/2014 13:05	28.73	71.3	**4.66**	2.1	SR11	11/10/2014 19:05	28.80	69.3	**4.52**	2.9
SR11	11/10/2014 1:10	28.69	68.0	**4.45**	1.4	SR11	11/10/2014 7:10	28.47	65.0	**4.26**	1.6	SR11	11/10/2014 13:10	28.75	69.5	**4.55**	2.3	SR11	11/10/2014 19:10	28.83	73.3	**4.79**	0.8
SR11	11/10/2014 1:15	28.69	69.2	**4.52**	1.4	SR11	11/10/2014 7:15	28.47	62.6	**4.11**	0.9	SR11	11/10/2014 13:15	28.74	72.4	**4.74**	1.7	SR11	11/10/2014 19:15	28.81	68.7	**4.49**	1.9
SR11	11/10/2014 1:20	28.68	70.1	**4.58**	1.2	SR11	11/10/2014 7:20	28.54	59.5	**3.89**	1.5	SR11	11/10/2014 13:20	28.78	71.7	**4.69**	1.8	SR11	11/10/2014 19:20	28.85	71.4	**4.66**	1.1
SR11	11/10/2014 1:25	28.68	73.4	**4.80**	0.9	SR11	11/10/2014 7:25	28.51	60.8	**3.98**	1.0	SR11	11/10/2014 13:25	28.81	70.5	**4.61**	2.0	SR11	11/10/2014 19:25	28.83	70.5	**4.61**	1.5
SR11	11/10/2014 1:30	28.67	74.9	**4.90**	1.2	SR11	11/10/2014 7:30	28.53	61.0	**4.00**	1.1	SR11	11/10/2014 13:30	28.78	67.9	**4.44**	1.9	SR11	11/10/2014 19:30	28.84	72.6	**4.75**	1.3
SR11	11/10/2014 1:35	28.68	74.3	**4.86**	1.2	SR11	11/10/2014 7:35	28.55	59.5	**3.90**	1.6	SR11	11/10/2014 13:35	28.80	65.8	**4.30**	2.6	SR11	11/10/2014 19:35	28.83	73.6	**4.81**	1.1
SR11	11/10/2014 1:40	28.69	72.4	**4.73**	1.5	SR11	11/10/2014 7:40	28.56	59.7	**3.91**	2.0	SR11	11/10/2014 13:40	28.80	65.6	**4.29**	2.5	SR11	11/10/2014 19:40	28.80	71.9	**4.70**	2.8
SR11	11/10/2014 1:45	28.66	72.2	**4.72**	1.1	SR11	11/10/2014 7:45	28.56	59.3	**3.88**	1.8	SR11	11/10/2014 13:45	28.80	66.0	**4.32**	1.9	SR11	11/10/2014 19:45	28.82	76.2	**4.98**	1.2
SR11	11/10/2014 1:50	28.67	74.4	**4.86**	0.9	SR11	11/10/2014 7:50	28.55	60.1	**3.93**	0.9	SR11	11/10/2014 13:50	28.81	67.9	**4.44**	1.8	SR11	11/10/2014 19:50	28.80	73.3	**4.79**	1.8
SR11	11/10/2014 1:55	28.67	71.7	**4.69**	1.3	SR11	11/10/2014 7:55	28.56	59.9	**3.92**	2.1	SR11	11/10/2014 13:55	28.80	68.0	**4.45**	2.8	SR11	11/10/2014 19:55	28.82	74.6	**4.87**	1.4
SR11	11/10/2014 2:00	28.65	75.5	**4.94**	0.6	SR11	11/10/2014 8:00	28.55	62.7	**4.10**	0.7	SR11	11/10/2014 14:00	28.84	70.6	**4.61**	1.5	SR11	11/10/2014 20:00	28.81	72.8	**4.76**	1.2
SR11	11/10/2014 2:05	28.67	74.0	**4.84**	1.0	SR11	11/10/2014 8:05	28.47	65.6	**4.31**	1.0	SR11	11/10/2014 14:05	28.83	67.9	**4.44**	3.0	SR11	11/10/2014 20:05	28.82	79.9	**5.22**	2.0
SR11	11/10/2014 2:10	28.68	73.8	**4.82**	1.2	SR11	11/10/2014 8:10	28.41	70.5	**4.63**	1.1	SR11	11/10/2014 14:10	28.87	68.6	**4.48**	1.3	SR11	11/10/2014 20:10	28.81	80.3	**5.25**	2.0
SR11	11/10/2014 2:15	28.68	73.1	**4.77**	1.0	SR11	11/10/2014 8:15	28.42	70.4	**4.62**	1.3	SR11	11/10/2014 14:15	28.85	69.4	**4.53**	1.7	SR11	11/10/2014 20:15	28.79	76.3	**4.99**	1.3
SR11	11/10/2014 2:20	28.66	70.1	**4.58**	1.0	SR11	11/10/2014 8:20	28.44	68.9	**4.52**	1.4	SR11	11/10/2014 14:20	28.82	68.0	**4.45**	2.5	SR11	11/10/2014 20:20	28.80	78.8	**5.15**	1.8
SR11	11/10/2014 2:25	28.66	73.3	**4.79**	0.8	SR11	11/10/2014 8:25	28.44	70.0	**4.60**	1.6	SR11	11/10/2014 14:25	28.84	68.2	**4.45**	2.8	SR11	11/10/2014 20:25	28.78	76.2	**4.98**	2.2
SR11	11/10/2014 2:30	28.68	72.9	**4.77**	1.1	SR11	11/10/2014 8:30	28.54	66.7	**4.37**	3.2	SR11	11/10/2014 14:30	28.84	68.5	**4.48**	3.2	SR11	11/10/2014 20:30	28.81	80.1	**5.24**	1.9
SR11	11/10/2014 2:35	28.68	73.0	**4.77**	0.9	SR11	11/10/2014 8:35	28.47	68.1	**4.47**	3.2	SR11	11/10/2014 14:35	28.85	69.0	**4.51**	2.7	SR11	11/10/2014 20:35	28.79	78.5	**5.13**	1.5
SR11	11/10/2014 2:40	28.67	72.1	**4.71**	1.2	SR11	11/10/2014 8:40	28.47	69.1	**4.54**	1.6	SR11	11/10/2014 14:40	28.79	69.0	**4.52**	2.6	SR11	11/10/2014 20:40	28.78	76.7	**5.01**	2.0
SR11	11/10/2014 2:45	28.67	70.7	**4.62**	1.2	SR11	11/10/2014 8:45	28.47	69.2	**4.54**	1.2	SR11	11/10/2014 14:45	28.85	70.1	**4.58**	1.1	SR11	11/10/2014 20:45	28.78	75.5	**4.93**	2.4
SR11	11/10/2014 2:50	28.65	67.3	**4.40**	1.1	SR11	11/10/2014 8:50	28.49	69.2	**4.55**	1.1	SR11	11/10/2014 14:50	28.84	68.8	**4.50**	1.4	SR11	11/10/2014 20:50	28.79	77.5	**5.07**	1.8
SR11	11/10/2014 2:55	28.67	68.7	**4.49**	1.9	SR11	11/10/2014 8:55	28.44	71.0	**4.67**	1.5	SR11	11/10/2014 14:55	28.83	70.5	**4.61**	3.6	SR11	11/10/2014 20:55	28.79	80.5	**5.26**	1.8
SR11	11/10/2014 3:00	28.66	68.2	**4.46**	1.5	SR11	11/10/2014 9:00	28.48	67.9	**4.45**	1.1	SR11	11/10/2014 15:00	28.87	70.2	**4.59**	2.8	SR11	11/10/2014 21:00	28.78	79.2	**5.18**	2.4
SR11	11/10/2014 3:05	28.66	66.0	**4.31**	2.0	SR11	11/10/2014 9:05	28.48	67.6	**4.44**	1.0	SR11	11/10/2014 15:05	28.83	69.7	**4.56**	3.5	SR11	11/10/2014 21:05	28.79	78.9	**5.15**	1.9
SR11	11/10/2014 3:10	28.62	69.1	**4.52**	1.2	SR11	11/10/2014 9:10	28.48	69.0	**4.52**	1.1	SR11	11/10/2014 15:10	28.95	71.8	**4.69**	**6.1**	SR11	11/10/2014 21:10	28.77	79.3	**5.19**	1.9
SR11	11/10/2014 3:15	28.61	67.7	**4.43**	1.4	SR11	11/10/2014 9:15	28.47	71.7	**4.70**	1.2	SR11	11/10/2014 15:15	28.88	72.9	**4.76**	2.5	SR11	11/10/2014 21:15	28.82	82.1	**5.37**	2.1
SR11	11/10/2014 3:20	28.56	69.7	**4.56**	0.8	SR11	11/10/2014 9:20	28.48	71.0	**4.66**	1.4	SR11	11/10/2014 15:20	28.88	73.1	**4.77**	**5.2**	SR11	11/10/2014 21:20	28.80	83.0	**5.43**	1.8
SR11	11/10/2014 3:25	28.57	69.9	**4.58**	1.1	SR11	11/10/2014 9:25	28.61	70.4	**4.61**	1.9	SR11	11/10/2014 15:25	28.94	73.9	**4.82**	0.6	SR11	11/10/2014 21:25	28.81	82.0	**5.36**	2.0
SR11	11/10/2014 3:30	28.57	67.8	**4.44**	1.2	SR11	11/10/2014 9:30	28.58	74.0	**4.85**	1.4	SR11	11/10/2014 15:30	28.88	74.4	**4.86**	1.2	SR11	11/10/2014 21:30	28.79	82.2	**5.37**	1.8
SR11	11/10/2014 3:35	28.52	70.3	**4.61**	0.6	SR11	11/10/2014 9:35	28.60	78.7	**5.16**	1.8	SR11	11/10/2014 15:35	28.87	74.1	**4.85**	1.4	SR11	11/10/2014 21:35	28.79	79.3	**5.18**	2.4
SR11	11/10/2014 3:40	28.55	66.8	**4.38**	1.9	SR11	11/10/2014 9:40	28.56	78.8	**5.17**	1.5	SR11	11/10/2014 15:40	28.98	75.4	**4.92**	0.6	SR11	11/10/2014 21:40	28.78	81.7	**5.34**	1.8
SR11	11/10/2014 3:45	28.52	69.3	**4.55**	0.8	SR11	11/10/2014 9:45	28.60	79.8	**5.23**	1.8	SR11	11/10/2014 15:45	28.94	77.0	**5.03**	0.6	SR11	11/10/2014 21:45	28.81	82.3	**5.38**	2.0
SR11	11/10/2014 3:50	28.52	68.2	**4.47**	0.8	SR11	11/10/2014 9:50	28.65	81.0	**5.30**	1.9	SR11	11/10/2014 15:50	28.98	76.7	**5.00**	0.8	SR11	11/10/2014 21:50	28.82	79.7	**5.21**	1.9
SR11	11/10/2014 3:55	28.53	67.6	**4.43**	1.1	SR11	11/10/2014 9:55	28.79	80.8	**5.28**	1.6	SR11	11/10/2014 15:55	28.95	76.4	**4.99**	0.9	SR11	11/10/2014 21:55	28.81	83.0	**5.43**	2.1
SR11	11/10/2014 4:00	28.52	67.5	**4.43**	1.0	SR11	11/10/2014 10:00	28.72	82.1	**5.37**	1.9	SR11	11/10/2014 16:00	28.96	76.1	**4.97**	0.8	SR11	11/10/2014 22:00	28.81	80.9	**5.28**	2.9
SR11	11/10/2014 4:05	28.50	68.4	**4.49**	0.8	SR11	11/10/2014 10:05	28.66	82.1	**5.38**	1.8	SR11	11/10/2014 16:05	28.94	74.1	**4.84**	1.3	SR11	11/10/2014 22:05	28.77	82.5	**5.40**	1.7
SR11	11/10/2014 4:10	28.49	68.9	**4.52**	0.8	SR11	11/10/2014 10:10	28.65	82.3	**5.40**	1.9	SR11	11/10/2014 16:10	28.97	76.0	**4.96**	0.5	SR11	11/10/2014 22:10	28.77	81.6	**5.34**	1.7
SR11	11/10/2014 4:15	28.48	68.5	**4.49**	1.8	SR11	11/10/2014 10:15	28.63	82.3	**5.40**	1.9	SR11	11/10/2014 16:15	28.92	73.6	**4.80**	1.3	SR11	11/10/2014 22:15	28.77	80.9	**5.29**	1.8
SR11	11/10/2014 4:20	28.47	67.9	**4.46**	1.6	SR11	11/10/2014 10:20	28.67	82.3	**5.39**	2.0	SR11	11/10/2014 16:20	28.93	73.5	**4.80**	0.9	SR11	11/10/2014 22:20	28.78	82.1	**5.37**	1.8
SR11	11/10/2014 4:25	28.48	67.9	**4.45**	1.1	SR11	11/10/2014 10:25	28.62	82.4	**5.40**	2.0	SR11	11/10/2014 16:25	28.94	73.9	**4.83**	0.8	SR11	11/10/2014 22:25	28.80	80.3	**5.25**	1.9
SR11	11/10/2014 4:30	28.44	70.1	**4.61**	0.9	SR11	11/10/2014 10:30	28.78	82.7	**5.41**	2.4	SR11	11/10/2014 16:30	28.92	73.3	**4.79**	2.6	SR11	11/10/2014 22:30	28.81	81.2	**5.31**	2.3
SR11	11/10/2014 4:35	28.48	65.0	**4.26**	1.4	SR11	11/10/2014 10:35	28.72	82.5	**5.40**	1.8	SR11	11/10/2014 16:35	28.91	74.1	**4.84**	2.9	SR11	11/10/2014 22:35	28.80	80.8	**5.28**	2.1
SR11	11/10/2014 4:40	28.43	69.2	**4.54**	0.9	SR11	11/10/2014 10:40	28.68	83.0	**5.44**	2.1	SR11	11/10/2014 16:40	28.94	74.7	**4.88**	2.7	SR11	11/10/2014 22:40	28.79	81.3	**5.31**	2.1
SR11	11/10/2014 4:45	28.49	63.7	**4.17**	0.9	SR11	11/10/2014 10:45	28.75	82.5	**5.40**	2.2	SR11	11/10/2014 16:45	28.92	74.1	**4.84**	2.4	SR11	11/10/2014 22:45	28.80	80.7	**5.28**	2.3
SR11	11/10/2014 4:50	28.46	64.2	**4.21**	0.9	SR11	11/10/2014 10:50	28.73	82.9	**5.42**	1.8	SR11	11/10/2014 16:50	28.88	73.9	**4.82**	3.4	SR11	11/10/2014 22:50	28.80	81.1	**5.30**	2.2
SR11	11/10/2014 4:55	28.46	65.5	**4.30**	0.7	SR11	11/10/2014 10:55	28.68	83.1	**5.44**	2.0	SR11	11/10/2014 16:55	28.86	73.7	**4.82**	**6.2**	SR11	11/10/2014 22:55	28.81	81.1	**5.30**	2.5
SR11	11/10/2014 5:00	28.51	61.7	**4.04**	1.4	SR11	11/10/2014 11:00	28.70	83.1	**5.44**	1.9	SR11	11/10/2014 17:00	28.92	73.4	**4.79**	1.6	SR11	11/10/2014 23:00	28.80	81.6	**5.33**	2.1
SR11	11/10/2014 5:05	28.51	59.8	**3.92**	1.5	SR11	11/10/2014 11:05	28.75	83.1	**5.44**	1.9	SR11	11/10/2014 17:05	28.92	73.3	**4.78**	2.4	SR11	11/10/2014 23:05	28.79	81.5	**5.32**	2.3
SR11	11/10/2014 5:10	28.52	60.6	**3.97**	1.3	SR11	11/10/2014 11:10	28.74	83.1	**5.44**	1.9	SR11	11/10/2014 17:10	28.94	73.7	**4.81**	**12.9**	SR11	11/10/2014 23:10	28.78	81.9	**5.36**	1.9
SR11	11/10/2014 5:15	28.50	57.8	**3.79**	1.5	SR11	11/10/2014 11:15	28.78	83.2	**5.44**	2.1	SR11	11/10/2014 17:15	28.86	72.1	**4.71**	2.4	SR11	11/10/2014 23:15	28.77	81.4	**5.32**	1.8
SR11	11/10/2014 5:20	28.49	58.4	**3.82**	0.9	SR11	11/10/2014 11:20	28.76	83.1	**5.44**	1.8	SR11	11/10/2014 17:20	28.86	77.1	**5.04**	2.2	SR11	11/10/2014 23:20	28.77	81.5	**5.33**	2.4
SR11	11/10/2014 5:25	28.53	58.4	**3.82**	1.1	SR11						SR11	11/10/2014 17:25	28.85	72.5	**4.74**	2.4	SR11	11/10/2014 23:25	28.76	82.3	**5.38**	1.8
SR11	11/10/2014 5:30	28.49	59.5	**3.90**	0.9	SR11						SR11	11/10/2014 17:30	28.90	74.4	**4.86**	1.3	SR11	11/10/2014 23:30	28.76	83.0	**5.43**	1.9
SR11	11/10/2014 5:35	28.47	62.4	**4.09**	1.4	SR11						SR11	11/10/2014 17:35	28.88	69.1	**4.52**	1.6	SR11	11/10/2014 23:35	28.74	82.8	**5.42**	1.9
SR11	11/10/2014 5:40	28.47	62.9	**4.13**	1.3	SR11						SR11	11/10/2014 17:40	28.90	68.8	**4.49**	1.5	SR11	11/10/2014 23:40	28.74	82.1	**5.37**	1.9
SR11	11/10/2014 5:45	28.46	63.3	**4.16**	0.8	SR11						SR11	11/10/2014 17:45	28.90	71.1	**4.65**	1.5	SR11	11/10/2014 23:45	28.74	82.4	**5.39**	1.6
SR11	11/10/2014 5:50	28.47	63.6	**4.18**	1.1	SR11						SR11	11/10/2014 17:50	28.83	72.4	**4.73**	2.8	SR11	11/10/2014 23:50	28.74	83.0	**5.43**	2.0
SR11	11/10/2014 5:55	28.45	63.4	**4.16**	0.9	SR11	11/10/2014 11:55	28.81	83.6	**5.47**	1.6	SR11	11/10/2014 17:55	28.88	71.0	**4.64**	1.4	SR11	11/10/2014 23:55	28.78	81.4	**5.32**	2.3

Station	Timestamp	Temp (°C)	DO (%)	DO (mg/L)	Tur (NTU)	Station	Timestamp	Temp (°C)	DO (%)	DO (mg/L)	Tur (NTU)	Station	Timestamp	Temp (°C)	DO (%)	DO (mg/L)	Tur (NTU)	Station	Timestamp	Temp (°C)	DO (%)	DO (mg/L)	Tur (NTU)
SR12	11/10/2014 0:01	28.60	68.4	4.45	4.4	SR12	11/10/2014 6:01	28.50	71.9	4.69	7.9	SR12	11/10/2014 12:01	28.60	65.9	4.28	5.5	SR12	11/10/2014 18:01	28.67	71.4	4.64	6.6
SR12	11/10/2014 0:06	28.61	68.1	4.43	4.5	SR12	11/10/2014 6:06	28.50	71.5	4.66	8.2	SR12	11/10/2014 12:06	28.63	65.6	4.26	4.8	SR12	11/10/2014 18:06	28.68	70.5	4.58	**10.7**
SR12	11/10/2014 0:11	28.61	67.5	4.39	4.7	SR12	11/10/2014 6:11	28.51	71.4	4.65	8.7	SR12	11/10/2014 12:11	28.64	66.5	4.31	4.9	SR12	11/10/2014 18:11	28.67	69.6	4.53	6.5
SR12	11/10/2014 0:16	28.61	67.3	4.38	5.0	SR12	11/10/2014 6:16	28.51	70.9	4.62	9.1	SR12	11/10/2014 12:16	28.71	67.4	4.37	4.7	SR12	11/10/2014 18:16	28.67	70.4	4.57	6.1
SR12	11/10/2014 0:21	28.61	67.1	4.36	5.1	SR12	11/10/2014 6:21	28.51	71.3	4.64	9.5	SR12	11/10/2014 12:21	28.85	68.3	4.42	4.8	SR12	11/10/2014 18:21	28.66	70.3	4.57	8.0
SR12	11/10/2014 0:26	28.61	66.6	4.33	6.0	SR12	11/10/2014 6:26	28.50	71.5	4.66	7.3	SR12	11/10/2014 12:26	28.67	65.4	4.24	5.4	SR12	11/10/2014 18:26	28.66	69.8	4.54	7.1
SR12	11/10/2014 0:31	28.62	66.3	4.31	5.8	SR12	11/10/2014 6:31	28.49	71.5	4.66	8.0	SR12	11/10/2014 12:31	28.85	67.5	4.37	4.9	SR12	11/10/2014 18:31	28.66	70.6	4.59	6.3
SR12	11/10/2014 0:36	28.61	66.2	4.30	4.8	SR12	11/10/2014 6:36	28.52	71.1	4.63	7.5	SR12	11/10/2014 12:36	28.77	67.6	4.38	5.7	SR12	11/10/2014 18:36	28.65	70.1	4.56	5.9
SR12	11/10/2014 0:41	28.62	66.1	4.30	4.8	SR12	11/10/2014 6:41	28.52	71.0	4.62	8.1	SR12	11/10/2014 12:41	28.75	68.2	4.42	5.6	SR12	11/10/2014 18:41	28.66	69.1	4.48	6.3
SR12	11/10/2014 0:46	28.63	66.6	4.32	5.4	SR12	11/10/2014 6:46	28.52	71.1	4.63	9.4	SR12	11/10/2014 12:46	28.98	70.6	4.56	4.1	SR12	11/10/2014 18:46	28.66	68.3	4.43	5.3
SR12	11/10/2014 0:51	28.63	67.0	4.35	5.7	SR12	11/10/2014 6:51	28.52	71.3	4.65	**10.3**	SR12	11/10/2014 12:51	28.86	70.0	4.53	4.7	SR12	11/10/2014 18:51	28.66	68.3	4.43	5.6
SR12	11/10/2014 0:56	28.63	67.1	4.36	5.5	SR12	11/10/2014 6:56	28.52	70.5	4.59	**11.0**	SR12	11/10/2014 12:56	28.85	68.9	4.46	4.5	SR12	11/10/2014 18:56	28.67	67.7	4.40	5.4
SR12	11/10/2014 1:01	28.63	67.0	4.35	5.5	SR12	11/10/2014 7:01	28.52	71.3	4.64	**10.9**	SR12	11/10/2014 13:01	28.99	70.4	4.54	3.8	SR12	11/10/2014 19:01	28.67	67.5	4.38	5.2
SR12	11/10/2014 1:06	28.63	66.8	4.34	5.3	SR12	11/10/2014 7:06	28.52	71.0	4.62	9.3	SR12	11/10/2014 13:06	28.77	68.8	4.45	6.3	SR12	11/10/2014 19:06	28.66	68.2	4.43	5.6
SR12	11/10/2014 1:11	28.62	67.0	4.35	5.2	SR12	11/10/2014 7:11	28.52	71.1	4.63	8.6	SR12	11/10/2014 13:11	28.67	67.4	4.37	7.5	SR12	11/10/2014 19:11	28.66	68.2	4.43	6.1
SR12	11/10/2014 1:16	28.62	67.5	4.38	5.1	SR12	11/10/2014 7:16	28.53	70.2	4.57	**12.2**	SR12	11/10/2014 13:16	28.78	69.1	4.47	5.3	SR12	11/10/2014 19:16	28.66	67.6	4.39	4.9
SR12	11/10/2014 1:21	28.61	68.2	4.43	5.0	SR12	11/10/2014 7:21	28.53	69.7	4.54	**14.3**	SR12	11/10/2014 13:21	28.97	72.0	4.65	4.2	SR12	11/10/2014 19:21	28.66	68.2	4.43	5.3
SR12	11/10/2014 1:26	28.62	67.2	4.37	5.0	SR12	11/10/2014 7:26	28.53	69.0	4.49	**17.5**	SR12	11/10/2014 13:26	28.92	71.4	4.61	4.2	SR12	11/10/2014 19:26	28.66	68.6	4.45	5.3
SR12	11/10/2014 1:31	28.62	67.0	4.36	5.4	SR12	11/10/2014 7:31	28.53	69.8	4.54	**11.6**	SR12	11/10/2014 13:31	28.90	71.5	4.62	4.5	SR12	11/10/2014 19:31	28.66	68.4	4.44	5.5
SR12	11/10/2014 1:36	28.62	66.5	4.32	5.0	SR12	11/10/2014 7:36	28.53	69.1	4.50	**10.6**	SR12	11/10/2014 13:36	28.87	70.6	4.57	5.6	SR12	11/10/2014 19:36	28.65	69.2	4.49	6.3
SR12	11/10/2014 1:41	28.62	66.5	4.32	4.8	SR12	11/10/2014 7:41	28.53	69.0	4.49	9.2	SR12	11/10/2014 13:41	28.85	70.3	4.55	5.9	SR12	11/10/2014 19:41	28.65	69.3	4.50	6.1
SR12	11/10/2014 1:46	28.62	66.9	4.34	5.3	SR12	11/10/2014 7:46	28.53	68.8	4.48	8.7	SR12	11/10/2014 13:46	28.85	69.9	4.52	6.7	SR12	11/10/2014 19:46	28.65	68.4	4.44	5.9
SR12	11/10/2014 1:51	28.62	67.0	4.36	6.1	SR12	11/10/2014 7:51	28.54	68.8	4.47	9.7	SR12	11/10/2014 13:51	28.82	69.7	4.51	7.2	SR12	11/10/2014 19:51	28.65	68.4	4.44	5.8
SR12	11/10/2014 1:56	28.61	66.9	4.35	5.8	SR12	11/10/2014 7:56	28.53	68.7	4.47	7.7	SR12	11/10/2014 13:56	28.76	70.1	4.54	7.6	SR12	11/10/2014 19:56	28.64	68.3	4.43	6.0
SR12	11/10/2014 2:01	28.61	66.8	4.34	5.8	SR12	11/10/2014 8:01	28.53	67.7	4.40	8.3	SR12	11/10/2014 14:01	28.70	69.9	4.54	**10.2**	SR12	11/10/2014 20:01	28.64	68.6	4.45	6.3
SR12	11/10/2014 2:06	28.61	67.2	4.37	6.7	SR12	11/10/2014 8:06	28.54	68.3	4.44	8.7	SR12	11/10/2014 14:06	28.71	69.5	4.51	8.4	SR12	11/10/2014 20:06	28.65	67.9	4.41	6.4
SR12	11/10/2014 2:11	28.60	67.6	4.40	6.8	SR12	11/10/2014 8:11	28.54	66.9	4.35	8.8	SR12	11/10/2014 14:11	28.69	70.0	4.54	8.6	SR12	11/10/2014 20:11	28.64	68.4	4.44	6.5
SR12	11/10/2014 2:16	28.60	67.8	4.41	6.8	SR12	11/10/2014 8:16	28.53	67.9	4.42	8.5	SR12	11/10/2014 14:16	28.72	72.3	4.70	5.7	SR12	11/10/2014 20:16	28.64	69.1	4.49	6.4
SR12	11/10/2014 2:21	28.60	68.3	4.44	7.2	SR12	11/10/2014 8:21	28.54	67.6	4.39	8.7	SR12	11/10/2014 14:21	28.72	72.6	4.71	5.5	SR12	11/10/2014 20:21	28.64	68.7	4.46	6.5
SR12	11/10/2014 2:26	28.60	67.7	4.41	6.6	SR12	11/10/2014 8:26	28.54	67.7	4.40	9.0	SR12	11/10/2014 14:26	28.79	73.5	4.77	4.8	SR12	11/10/2014 20:26	28.64	68.6	4.46	6.4
SR12	11/10/2014 2:31	28.60	67.6	4.40	6.8	SR12	11/10/2014 8:31	28.54	67.2	4.37	9.7	SR12	11/10/2014 14:31	28.72	71.7	4.65	6.3	SR12	11/10/2014 20:31	28.65	68.5	4.45	7.3
SR12	11/10/2014 2:36	28.60	67.8	4.41	7.6	SR12	11/10/2014 8:36	28.54	66.4	4.32	9.6	SR12	11/10/2014 14:36	28.70	71.0	4.61	7.4	SR12	11/10/2014 20:36	28.64	67.6	4.39	7.4
SR12	11/10/2014 2:41	28.59	69.1	4.50	7.8	SR12	11/10/2014 8:41	28.54	67.8	4.41	**11.2**	SR12	11/10/2014 14:41	28.74	71.7	4.66	5.8	SR12	11/10/2014 20:41	28.64	67.6	4.39	6.4
SR12	11/10/2014 2:46	28.60	68.4	4.45	8.8	SR12	11/10/2014 8:46	28.53	67.2	4.37	9.5	SR12	11/10/2014 14:46	28.71	70.8	4.60	6.8	SR12	11/10/2014 20:46	28.64	67.9	4.41	6.3
SR12	11/10/2014 2:51	28.60	70.0	4.55	9.1	SR12	11/10/2014 8:51	28.54	66.7	4.34	**11.4**	SR12	11/10/2014 14:51	28.73	71.4	4.64	7.4	SR12	11/10/2014 20:51	28.62	68.1	4.42	6.0
SR12	11/10/2014 2:56	28.60	70.0	4.55	8.6	SR12	11/10/2014 8:56	28.55	67.3	4.38	8.9	SR12	11/10/2014 14:56	28.70	70.5	4.58	7.7	SR12	11/10/2014 20:56	28.64	68.4	4.44	6.7
SR12	11/10/2014 3:01	28.60	69.3	4.51	8.5	SR12	11/10/2014 9:01	28.55	67.4	4.38	**10.5**	SR12	11/10/2014 15:01	28.70	71.3	4.63	7.5	SR12	11/10/2014 21:01	28.63	68.6	4.46	6.3
SR12	11/10/2014 3:06	28.60	68.1	4.43	8.6	SR12	11/10/2014 9:06	28.55	66.9	4.35	**10.8**	SR12	11/10/2014 15:06	28.70	71.0	4.61	9.5	SR12	11/10/2014 21:06	28.63	67.2	4.36	6.1
SR12	11/10/2014 3:11	28.59	69.0	4.49	8.9	SR12	11/10/2014 9:11	28.55	66.9	4.35	**12.9**	SR12	11/10/2014 15:11	28.72	72.0	4.68	7.3	SR12	11/10/2014 21:11	28.64	67.3	4.37	6.6
SR12	11/10/2014 3:16	28.59	70.0	4.55	**13.0**	SR12	11/10/2014 9:16	28.55	67.4	4.38	9.1	SR12	11/10/2014 15:16	28.75	73.1	4.74	7.2	SR12	11/10/2014 21:16	28.64	66.3	4.31	6.2
SR12	11/10/2014 3:21	28.59	70.9	4.61	**13.8**	SR12	11/10/2014 9:21	28.55	67.3	4.38	8.7	SR12	11/10/2014 15:21	28.70	70.9	4.60	9.4	SR12	11/10/2014 21:21	28.64	66.8	4.34	7.6
SR12	11/10/2014 3:26	28.58	70.9	4.61	**13.1**	SR12	11/10/2014 9:26	28.56	67.4	4.38	**13.6**	SR12	11/10/2014 15:26	28.70	71.5	4.64	8.4	SR12	11/10/2014 21:26	28.64	67.2	4.36	6.9
SR12	11/10/2014 3:31	28.59	70.3	4.57	**12.8**	SR12	11/10/2014 9:31	28.55	67.1	4.37	9.6	SR12	11/10/2014 15:31	28.72	72.7	4.72	7.4	SR12	11/10/2014 21:31	28.63	67.5	4.38	6.7
SR12	11/10/2014 3:36	28.59	69.9	4.55	**12.9**	SR12	11/10/2014 9:36	28.56	67.2	4.37	9.2	SR12	11/10/2014 15:36	28.70	71.3	4.63	8.3	SR12	11/10/2014 21:36	28.64	66.3	4.31	6.1
SR12	11/10/2014 3:41	28.58	71.4	4.64	**14.4**	SR12	11/10/2014 9:41	28.56	66.0	4.29	**10.8**	SR12	11/10/2014 15:41	28.72	72.2	4.69	7.4	SR12	11/10/2014 21:41	28.63	66.5	4.32	6.0
SR12	11/10/2014 3:46	28.58	70.2	4.56	**14.8**	SR12	11/10/2014 9:46	28.56	66.0	4.29	**12.3**	SR12	11/10/2014 15:46	28.70	72.1	4.68	7.6	SR12	11/10/2014 21:46	28.64	66.2	4.30	6.7
SR12	11/10/2014 3:51	28.59	70.7	4.60	**20.1**	SR12	11/10/2014 9:51	28.57	66.7	4.34	9.4	SR12	11/10/2014 15:51	28.71	72.5	4.71	7.1	SR12	11/10/2014 21:51	28.63	66.0	4.28	5.9
SR12	11/10/2014 3:56	28.57	72.7	4.72	**11.2**	SR12	11/10/2014 9:56	28.57	67.2	4.37	**10.0**	SR12	11/10/2014 15:56	28.71	72.7	4.72	6.3	SR12	11/10/2014 21:56	28.63	66.0	4.29	5.2
SR12	11/10/2014 4:01	28.57	72.5	4.71	**11.4**	SR12	11/10/2014 10:01	28.57	65.1	4.23	9.1	SR12	11/10/2014 16:01	28.69	72.1	4.68	7.4	SR12	11/10/2014 22:01	28.64	66.5	4.32	6.0
SR12	11/10/2014 4:06	28.56	72.5	4.71	**10.6**	SR12	11/10/2014 10:06	28.57	64.8	4.21	9.7	SR12	11/10/2014 16:06	28.69	73.0	4.75	6.5	SR12	11/10/2014 22:06	28.64	64.8	4.21	5.9
SR12	11/10/2014 4:11	28.57	72.4	4.70	**11.6**	SR12	11/10/2014 10:11	28.58	67.2	4.37	8.7	SR12	11/10/2014 16:11	28.68	71.8	4.67	7.8	SR12	11/10/2014 22:11	28.64	64.3	4.17	7.7
SR12	11/10/2014 4:16	28.57	72.7	4.73	**12.1**	SR12	11/10/2014 10:16	28.57	67.0	4.35	7.7	SR12	11/10/2014 16:16	28.67	72.1	4.69	6.8	SR12	11/10/2014 22:16	28.64	65.1	4.23	6.2
SR12	11/10/2014 4:21	28.56	72.6	4.71	**11.0**	SR12	11/10/2014 10:21	28.58	67.9	4.41	7.6	SR12	11/10/2014 16:21	28.66	71.4	4.64	7.6	SR12	11/10/2014 22:21	28.63	66.5	4.32	5.4
SR12	11/10/2014 4:26	28.55	72.6	4.72	**11.0**	SR12	11/10/2014 10:26	28.58	66.7	4.33	7.3	SR12	11/10/2014 16:26	28.67	72.0	4.68	6.9	SR12	11/10/2014 22:26	28.62	68.3	4.43	5.7
SR12	11/10/2014 4:31	28.55	73.1	4.75	**10.9**	SR12	11/10/2014 10:31	28.58	67.1	4.36	6.8	SR12	11/10/2014 16:31	28.67	72.3	4.70	7.3	SR12	11/10/2014 22:31	28.61	67.4	4.38	5.3
SR12	11/10/2014 4:36	28.55	72.7	4.73	**12.5**	SR12	11/10/2014 10:36	28.59	67.8	4.40	6.9	SR12	11/10/2014 16:36	28.66	71.2	4.63	8.1	SR12	11/10/2014 22:36	28.63	65.5	4.26	5.1
SR12	11/10/2014 4:41	28.54	72.9	4.74	**11.2**	SR12	11/10/2014 10:41	28.58	66.5	4.32	7.7	SR12	11/10/2014 16:41	28.65	71.6	4.66	7.3	SR12	11/10/2014 22:41	28.63	64.7	4.20	4.7
SR12	11/10/2014 4:46	28.55	73.3	4.77	**12.2**	SR12	11/10/2014 10:46	28.59	68.3	4.44	7.3	SR12	11/10/2014 16:46	28.64	72.2	4.70	7.6	SR12	11/10/2014 22:46	28.62	65.7	4.26	5.0
SR12	11/10/2014 4:51	28.54	73.1	4.75	**11.7**	SR12	11/10/2014 10:51	28.59	68.2	4.43	6.9	SR12	11/10/2014 16:51	28.65	72.9	4.74	6.4	SR12	11/10/2014 22:51	28.63	65.0	4.22	5.1
SR12	11/10/2014 4:56	28.54	72.4	4.71	**12.5**	SR12	11/10/2014 10:56	28.59	67.9	4.41	7.0	SR12	11/10/2014 16:56	28.66	72.5	4.72	7.1	SR12	11/10/2014 22:56	28.64	63.8	4.14	5.0
SR12	11/10/2014 5:01	28.54	73.4	4.77	**11.7**	SR12	11/10/2014 11:01	28.59	67.9	4.41	6.4	SR12	11/10/2014 17:01	28.68	72.9	4.74	7.1	SR12	11/10/2014 23:01	28.64	63.7	4.13	6.0
SR12	11/10/2014 5:06	28.54	72.4	4.71	**14.5**	SR12	11/10/2014 11:06	28.61	68.1	4.42	6.5	SR12	11/10/2014 17:06	28.69	73.0	4.75	5.7	SR12	11/10/2014 23:06	28.64	63.2	4.10	5.8
SR12	11/10/2014 5:11	28.53	72.9	4.74	**11.9**	SR12	11/10/2014 11:11	28.60	66.3	4.31	6.2	SR12	11/10/2014 17:11	28.66	71.8	4.67	6.9	SR12	11/10/2014 23:11	28.61	65.4	4.25	4.6
SR12	11/10/2014 5:16	28.53	72.7	4.73	**11.4**	SR12	11/10/2014 11:16	28.59	66.6	4.33	7.1	SR12	11/10/2014 17:16	28.65	71.8	4.67	6.5	SR12	11/10/2014 23:16	28.62	65.1	4.23	4.9
SR12	11/10/2014 5:21	28.53	72.4	4.71	**11.2**	SR12	11/10/2014 11:21	28.59	66.0	4.29	7.3	SR12	11/10/2014 17:21	28.64	71.1	4.62	8.2	SR12	11/10/2014 23:21	28.64	64.7	4.20	5.9
SR12	11/10/2014 5:26	28.54	72.6	4.72	**11.5**	SR12	11/10/2014 11:26	28.59	66.7	4.33	6.8	SR12	11/10/2014 17:26	28.67	73.2	4.76	6.2	SR12	11/10/2014 23:26	28.64	65.7	4.26	6.3
SR12	11/10/2014 5:31	28.51	72.2	4.70	9.0	SR12	11/10/2014 11:31	28.60	65.2	4.23	6.1	SR12	11/10/2014 17:31	28.67	72.8	4.73	6.0	SR12	11/10/2014 23:31	28.64	64.2	4.16	5.9
SR12	11/10/2014 5:36	28.52	72.2	4.70	**10.5**	SR12	11/10/2014 11:36	28.70	68.4	4.44	5.1	SR12	11/10/2014 17:36	28.68	72.1	4.69	6.1	SR12	11/10/2014 23:36	28.64	63.9	4.15	5.0
SR12	11/10/2014 5:41	28.52	72.1	4.70	9.5	SR12	11/10/2014 11:41	28.64	67.9	4.41	5.3	SR12	11/10/2014 17:41	28.68	71.7	4.66	5.8	SR12	11/10/2014 23:41	28.64	62.9	4.08	5.1
SR12	11/10/2014 5:46	28.50	71.9	4.68	8.3	SR12	11/10/2014 11:46	28.62	67.6	4.39	5.1	SR12	11/10/2014 17:46	28.67	71.1	4.62	7.4	SR12	11/10/2014 23:46	28.62	65.7	4.26	5.7
SR12	11/10/2014 5:51	28.52	72.3	4.71	**10.4**	SR12	11/10/2014 11:51	28.61	67.2	4.36	5.3	SR12	11/10/2014 17:51	28.68	71.7	4.66	6.9	SR12	11/10/2014 23:51	28.61	66.2	4.30	4.9
SR12	11/10/2014 5:56	28.51	72.3	4.71	8.8	SR12	11/10/2014 11:56	28.60	66.5	4.32	5.9	SR12	11/10/2014 17:56	28.67	71.9	4.68	6.6	SR12	11/10/2014 23:56	28.61	66.3	4.30	5.3

Station	Timestamp	Temp (°C)	DO (%)	DO (mg/L)	Tur (NTU)	Station	Timestamp	Temp (°C)	DO (%)	DO (mg/L)	Tur (NTU)	Station	Timestamp	Temp (°C)	DO (%)	DO (mg/L)	Tur (NTU)	Station	Timestamp	Temp (°C)	DO (%)	DO (mg/L)	Tur (NTU)
SR13	11/10/2014 0:00	28.58	66.4	**4.34**	3.9	SR13	11/10/2014 6:00	28.46	67.4	**4.42**	3.3	SR13	11/10/2014 12:00	28.55	67.7	**4.43**	2.6	SR13	11/10/2014 18:00	28.63	69.6	**4.55**	1.8
SR13	11/10/2014 0:05	28.52	66.9	**4.38**	1.5	SR13	11/10/2014 6:05	28.46	68.2	**4.48**	2.7	SR13	11/10/2014 12:05	28.57	67.7	**4.42**	1.9	SR13	11/10/2014 18:05	28.63	69.5	**4.54**	1.6
SR13	11/10/2014 0:10	28.57	66.1	**4.32**	2.6	SR13	11/10/2014 6:10	28.46	68.6	**4.50**	2.6	SR13	11/10/2014 12:10	28.58	68.0	**4.44**	2.2	SR13	11/10/2014 18:10	28.63	69.3	**4.54**	1.0
SR13	11/10/2014 0:15	28.54	66.9	**4.38**	1.8	SR13	11/10/2014 6:15	28.46	68.5	**4.49**	2.4	SR13	11/10/2014 12:15	28.57	67.8	**4.43**	2.3	SR13	11/10/2014 18:15	28.62	69.4	**4.54**	1.0
SR13	11/10/2014 0:20	28.58	67.9	**4.44**	6.7	SR13	11/10/2014 6:20	28.46	68.6	**4.50**	2.1	SR13	11/10/2014 12:20	28.57	68.0	**4.44**	2.1	SR13	11/10/2014 18:20	28.62	69.6	**4.55**	1.3
SR13	11/10/2014 0:25	28.57	67.0	**4.38**	6.7	SR13	11/10/2014 6:25	28.46	68.4	**4.49**	2.4	SR13	11/10/2014 12:25	28.58	68.2	**4.45**	2.1	SR13	11/10/2014 18:25	28.61	70.8	**4.63**	1.4
SR13	11/10/2014 0:30	28.57	66.5	**4.35**	4.9	SR13	11/10/2014 6:30	28.46	69.5	**4.56**	3.5	SR13	11/10/2014 12:30	28.58	68.4	**4.47**	2.2	SR13	11/10/2014 18:30	28.63	71.9	**4.71**	2.4
SR13	11/10/2014 0:35	28.57	67.5	**4.41**	5.2	SR13	11/10/2014 6:35	28.46	68.9	**4.52**	5.6	SR13	11/10/2014 12:35	28.51	67.7	**4.43**	1.8	SR13	11/10/2014 18:35	28.63	71.2	**4.65**	3.5
SR13	11/10/2014 0:40	28.57	67.1	**4.39**	5.8	SR13	11/10/2014 6:40	28.47	68.5	**4.49**	5.4	SR13	11/10/2014 12:40	28.60	68.9	**4.50**	2.1	SR13	11/10/2014 18:40	28.63	70.9	**4.64**	2.4
SR13	11/10/2014 0:45	28.57	67.4	**4.40**	6.5	SR13	11/10/2014 6:45	28.45	68.6	**4.50**	4.6	SR13	11/10/2014 12:45	28.57	67.9	**4.44**	2.5	SR13	11/10/2014 18:45	28.63	70.5	**4.61**	3.0
SR13	11/10/2014 0:50	28.56	66.3	**4.33**	3.9	SR13	11/10/2014 6:50	28.46	68.3	**4.48**	3.3	SR13	11/10/2014 12:50	28.55	67.6	**4.42**	2.8	SR13	11/10/2014 18:50	28.63	70.6	**4.62**	2.6
SR13	11/10/2014 0:55	28.57	66.4	**4.34**	3.6	SR13	11/10/2014 6:55	28.46	68.1	**4.46**	3.0	SR13	11/10/2014 12:55	28.61	68.2	**4.45**	2.2	SR13	11/10/2014 18:55	28.62	71.0	**4.65**	2.5
SR13	11/10/2014 1:00	28.57	67.1	**4.38**	3.9	SR13	11/10/2014 7:00	28.46	68.4	**4.49**	3.1	SR13	11/10/2014 13:00	28.59	67.3	**4.40**	5.6	SR13	11/10/2014 19:00	28.62	71.4	**4.68**	2.3
SR13	11/10/2014 1:05	28.57	66.7	**4.36**	3.5	SR13	11/10/2014 7:05	28.46	67.8	**4.45**	3.3	SR13	11/10/2014 13:05	28.58	67.0	**4.38**	5.1	SR13	11/10/2014 19:05	28.61	71.5	**4.68**	1.6
SR13	11/10/2014 1:10	28.56	66.6	**4.35**	3.5	SR13	11/10/2014 7:10	28.46	67.9	**4.45**	3.5	SR13	11/10/2014 13:10	28.66	68.2	**4.45**	2.4	SR13	11/10/2014 19:10	28.62	71.4	**4.67**	1.9
SR13	11/10/2014 1:15	28.57	66.7	**4.36**	5.2	SR13	11/10/2014 7:15	28.46	67.6	**4.43**	3.4	SR13	11/10/2014 13:15	28.64	67.8	**4.43**	2.5	SR13	11/10/2014 19:15	28.62	71.4	**4.68**	3.6
SR13	11/10/2014 1:20	28.57	66.8	**4.37**	4.5	SR13	11/10/2014 7:20	28.46	67.7	**4.44**	3.1	SR13	11/10/2014 13:20	28.64	67.7	**4.42**	2.8	SR13	11/10/2014 19:20	28.63	71.2	**4.66**	2.0
SR13	11/10/2014 1:25	28.57	66.5	**4.35**	4.0	SR13	11/10/2014 7:25	28.46	67.7	**4.44**	3.6	SR13	11/10/2014 13:25	28.64	67.8	**4.42**	2.5	SR13	11/10/2014 19:25	28.62	70.9	**4.64**	1.9
SR13	11/10/2014 1:30	28.57	66.7	**4.36**	4.4	SR13	11/10/2014 7:30	28.46	67.6	**4.43**	3.6	SR13	11/10/2014 13:30	28.60	66.9	**4.37**	2.8	SR13	11/10/2014 19:30	28.62	71.1	**4.66**	2.4
SR13	11/10/2014 1:35	28.57	66.9	**4.37**	4.7	SR13	11/10/2014 7:35	28.46	67.8	**4.45**	3.9	SR13	11/10/2014 13:35	28.60	66.6	**4.35**	2.4	SR13	11/10/2014 19:35	28.62	71.5	**4.68**	2.0
SR13	11/10/2014 1:40	28.57	66.4	**4.34**	3.6	SR13	11/10/2014 7:40	28.46	67.7	**4.44**	4.2	SR13	11/10/2014 13:40	28.62	66.7	**4.35**	3.0	SR13	11/10/2014 19:40	28.62	71.0	**4.65**	2.4
SR13	11/10/2014 1:45	28.57	66.0	**4.31**	4.3	SR13	11/10/2014 7:45	28.46	67.7	**4.44**	4.4	SR13	11/10/2014 13:45	28.68	68.7	**4.48**	1.1	SR13	11/10/2014 19:45	28.62	70.9	**4.64**	1.7
SR13	11/10/2014 1:50	28.57	66.6	**4.35**	4.1	SR13	11/10/2014 7:50	28.47	67.7	**4.44**	4.2	SR13	11/10/2014 13:50	28.68	68.5	**4.47**	1.1	SR13	11/10/2014 19:50	28.62	70.6	**4.62**	2.7
SR13	11/10/2014 1:55	28.57	66.3	**4.33**	3.1	SR13	11/10/2014 7:55	28.47	67.6	**4.43**	3.7	SR13	11/10/2014 13:55	28.65	67.3	**4.39**	1.5	SR13	11/10/2014 19:55	28.62	70.8	**4.64**	2.3
SR13	11/10/2014 2:00	28.56	69.6	**4.55**	5.5	SR13	11/10/2014 8:00	28.47	67.8	**4.45**	3.6	SR13	11/10/2014 14:00	28.65	67.7	**4.42**	1.4	SR13	11/10/2014 20:00	28.62	69.8	**4.57**	2.2
SR13	11/10/2014 2:05	28.56	68.2	**4.46**	5.2	SR13	11/10/2014 8:05	28.47	68.0	**4.46**	3.9	SR13	11/10/2014 14:05	28.66	68.0	**4.44**	1.7	SR13	11/10/2014 20:05	28.62	69.6	**4.56**	2.2
SR13	11/10/2014 2:10	28.56	68.3	**4.47**	5.1	SR13	11/10/2014 8:10	28.47	67.8	**4.45**	4.1	SR13	11/10/2014 14:10	28.65	68.1	**4.45**	1.6	SR13	11/10/2014 20:10	28.62	70.3	**4.60**	3.7
SR13	11/10/2014 2:15	28.57	67.6	**4.42**	4.4	SR13	11/10/2014 8:15	28.48	68.5	**4.49**	6.9	SR13	11/10/2014 14:15	28.65	68.2	**4.45**	1.5	SR13	11/10/2014 20:15	28.62	69.9	**4.58**	1.9
SR13	11/10/2014 2:20	28.57	67.6	**4.42**	4.7	SR13	11/10/2014 8:20	28.48	68.0	**4.46**	3.6	SR13	11/10/2014 14:20	28.65	67.9	**4.43**	1.4	SR13	11/10/2014 20:20	28.62	69.8	**4.57**	1.5
SR13	11/10/2014 2:25	28.56	67.3	**4.40**	5.5	SR13	11/10/2014 8:25	28.48	67.3	**4.41**	2.8	SR13	11/10/2014 14:25	28.65	67.6	**4.41**	1.5	SR13	11/10/2014 20:25	28.62	69.7	**4.56**	1.8
SR13	11/10/2014 2:30	28.56	67.3	**4.40**	4.8	SR13	11/10/2014 8:30	28.48	67.6	**4.43**	3.3	SR13	11/10/2014 14:30	28.63	66.5	**4.34**	1.2	SR13	11/10/2014 20:30	28.62	70.1	**4.59**	3.2
SR13	11/10/2014 2:35	28.56	66.9	**4.37**	3.4	SR13	11/10/2014 8:35	28.48	67.0	**4.39**	3.3	SR13	11/10/2014 14:35	28.62	66.3	**4.33**	1.3	SR13	11/10/2014 20:35	28.63	69.5	**4.55**	3.0
SR13	11/10/2014 2:40	28.56	67.2	**4.39**	3.5	SR13	11/10/2014 8:40	28.48	67.4	**4.42**	3.4	SR13	11/10/2014 14:40	28.64	68.3	**4.46**	1.5	SR13	11/10/2014 20:40	28.63	69.5	**4.55**	2.7
SR13	11/10/2014 2:45	28.56	67.0	**4.38**	4.4	SR13	11/10/2014 8:45	28.48	67.4	**4.42**	2.7	SR13	11/10/2014 14:45	28.62	67.1	**4.38**	1.5	SR13	11/10/2014 20:45	28.62	69.3	**4.54**	2.2
SR13	11/10/2014 2:50	28.56	65.7	**4.29**	2.8	SR13	11/10/2014 8:50	28.48	67.1	**4.40**	2.9	SR13	11/10/2014 14:50	28.63	67.0	**4.38**	1.8	SR13	11/10/2014 20:50	28.62	68.5	**4.48**	2.0
SR13	11/10/2014 2:55	28.55	65.9	**4.31**	3.4	SR13	11/10/2014 8:55	28.48	67.0	**4.39**	3.1	SR13	11/10/2014 14:55	28.63	66.9	**4.37**	1.8	SR13	11/10/2014 20:55	28.61	69.7	**4.57**	2.1
SR13	11/10/2014 3:00	28.55	67.1	**4.38**	3.4	SR13	11/10/2014 9:00	28.48	66.8	**4.38**	3.0	SR13	11/10/2014 15:00	28.63	66.8	**4.36**	1.7	SR13	11/10/2014 21:00	28.61	69.6	**4.55**	2.2
SR13	11/10/2014 3:05	28.55	66.5	**4.35**	3.1	SR13	11/10/2014 9:05	28.48	67.0	**4.39**	2.6	SR13	11/10/2014 15:05	28.63	66.6	**4.35**	2.0	SR13	11/10/2014 21:05	28.61	69.3	**4.54**	1.9
SR13	11/10/2014 3:10	28.54	63.8	**4.17**	2.0	SR13	11/10/2014 9:10	28.48	67.2	**4.40**	2.8	SR13	11/10/2014 15:10	28.63	66.6	**4.35**	2.0	SR13	11/10/2014 21:10	28.61	68.7	**4.50**	1.8
SR13	11/10/2014 3:15	28.54	63.5	**4.15**	1.7	SR13	11/10/2014 9:15	28.48	68.7	**4.50**	4.2	SR13	11/10/2014 15:15	28.63	67.3	**4.40**	3.3	SR13	11/10/2014 21:15	28.62	67.9	**4.45**	1.8
SR13	11/10/2014 3:20	28.54	64.6	**4.22**	2.4	SR13	11/10/2014 9:20	28.48	68.1	**4.46**	13.1	SR13	11/10/2014 15:20	28.64	67.0	**4.38**	2.1	SR13	11/10/2014 21:20	28.62	67.8	**4.44**	1.4
SR13	11/10/2014 3:25	28.53	65.9	**4.31**	2.4	SR13	11/10/2014 9:25	28.49	68.3	**4.47**	8.0	SR13	11/10/2014 15:25	28.63	66.5	**4.34**	1.5	SR13	11/10/2014 21:25	28.62	67.7	**4.43**	1.0
SR13	11/10/2014 3:30	28.53	64.9	**4.24**	2.2	SR13	11/10/2014 9:30	28.49	68.5	**4.49**	5.8	SR13	11/10/2014 15:30	28.63	65.7	**4.29**	1.5	SR13	11/10/2014 21:30	28.62	66.7	**4.36**	1.0
SR13	11/10/2014 3:35	28.53	63.6	**4.16**	1.9	SR13	11/10/2014 9:35	28.49	68.5	**4.49**	5.4	SR13	11/10/2014 15:35	28.64	66.2	**4.32**	1.3	SR13	11/10/2014 21:35	28.62	66.6	**4.36**	1.2
SR13	11/10/2014 3:40	28.54	64.4	**4.21**	2.1	SR13	11/10/2014 9:40	28.49	68.5	**4.49**	4.2	SR13	11/10/2014 15:40	28.64	66.3	**4.33**	1.5	SR13	11/10/2014 21:40	28.62	68.4	**4.48**	2.0
SR13	11/10/2014 3:45	28.54	64.1	**4.19**	1.7	SR13	11/10/2014 9:45	28.48	68.5	**4.49**	4.3	SR13	11/10/2014 15:45	28.62	66.3	**4.33**	1.8	SR13	11/10/2014 21:45	28.61	67.5	**4.42**	1.9
SR13	11/10/2014 3:50	28.54	63.4	**4.14**	1.5	SR13	11/10/2014 9:50	28.48	68.0	**4.45**	4.5	SR13	11/10/2014 15:50	28.62	66.3	**4.33**	1.5	SR13	11/10/2014 21:50	28.61	67.4	**4.41**	1.8
SR13	11/10/2014 3:55	28.54	64.1	**4.19**	1.7	SR13	11/10/2014 9:55	28.48	67.4	**4.42**	3.4	SR13	11/10/2014 15:55	28.62	65.7	**4.29**	0.9	SR13	11/10/2014 21:55	28.62	67.7	**4.43**	2.3
SR13	11/10/2014 4:00	28.54	64.6	**4.23**	2.6	SR13	11/10/2014 10:00	28.48	68.0	**4.46**	4.2	SR13	11/10/2014 16:00	28.61	66.0	**4.31**	1.3	SR13	11/10/2014 22:00	28.61	67.7	**4.43**	2.3
SR13	11/10/2014 4:05	28.54	65.2	**4.26**	2.2	SR13	11/10/2014 10:05	28.50	68.4	**4.48**	4.9	SR13	11/10/2014 16:05	28.62	66.4	**4.34**	1.6	SR13	11/10/2014 22:05	28.61	66.8	**4.37**	2.3
SR13	11/10/2014 4:10	28.47	65.2	**4.27**	2.0	SR13	11/10/2014 10:10	28.49	68.0	**4.46**	4.7	SR13	11/10/2014 16:10	28.62	66.0	**4.31**	1.2	SR13	11/10/2014 22:10	28.61	68.6	**4.49**	2.2
SR13	11/10/2014 4:15	28.47	66.4	**4.35**	1.9	SR13	11/10/2014 10:15	28.49	67.3	**4.41**	3.3	SR13	11/10/2014 16:15	28.62	65.7	**4.29**	1.1	SR13	11/10/2014 22:15	28.60	67.6	**4.42**	1.9
SR13	11/10/2014 4:20	28.49	65.4	**4.28**	2.4	SR13	11/10/2014 10:20	28.49	67.5	**4.42**	3.6	SR13	11/10/2014 16:20	28.62	65.6	**4.29**	1.2	SR13	11/10/2014 22:20	28.61	67.4	**4.40**	2.1
SR13	11/10/2014 4:25	28.48	66.7	**4.37**	2.1	SR13	11/10/2014 10:25	28.49	67.9	**4.45**	3.5	SR13	11/10/2014 16:25	28.61	65.6	**4.29**	1.3	SR13	11/10/2014 22:25	28.61	67.0	**4.38**	1.8
SR13	11/10/2014 4:30	28.50	69.0	**4.52**	3.4	SR13	11/10/2014 10:30	28.48	67.6	**4.43**	3.2	SR13	11/10/2014 16:30	28.64	67.0	**4.38**	1.1	SR13	11/10/2014 22:30	28.61	66.9	**4.37**	2.8
SR13	11/10/2014 4:35	28.49	68.3	**4.48**	3.3	SR13	11/10/2014 10:35	28.48	67.6	**4.43**	3.6	SR13	11/10/2014 16:35	28.65	67.5	**4.41**	1.2	SR13	11/10/2014 22:35	28.61	65.0	**4.25**	2.3
SR13	11/10/2014 4:40	28.50	67.8	**4.44**	5.7	SR13	11/10/2014 10:40	28.48	67.6	**4.43**	3.3	SR13	11/10/2014 16:40	28.64	66.8	**4.36**	1.1	SR13	11/10/2014 22:40	28.61	65.4	**4.28**	2.6
SR13	11/10/2014 4:45	28.48	68.5	**4.49**	3.8	SR13	11/10/2014 10:45	28.50	67.5	**4.42**	3.4	SR13	11/10/2014 16:45	28.66	68.7	**4.48**	1.1	SR13	11/10/2014 22:45	28.61	65.9	**4.31**	2.5
SR13	11/10/2014 4:50	28.48	68.4	**4.48**	2.9	SR13	11/10/2014 10:50	28.50	68.4	**4.48**	2.8	SR13	11/10/2014 16:50	28.66	69.3	**4.52**	3.5	SR13	11/10/2014 22:50	28.61	65.0	**4.25**	2.3
SR13	11/10/2014 4:55	28.47	67.8	**4.45**	2.4	SR13	11/10/2014 10:55	28.50	68.6	**4.49**	2.9	SR13	11/10/2014 16:55	28.66	69.5	**4.54**	3.9	SR13	11/10/2014 22:55	28.61	65.0	**4.25**	1.7
SR13	11/10/2014 5:00	28.47	68.0	**4.46**	2.3	SR13	11/10/2014 11:00	28.52	67.8	**4.44**	3.3	SR13	11/10/2014 17:00	28.66	69.1	**4.51**	3.2	SR13	11/10/2014 23:00	28.61	64.8	**4.24**	1.5
SR13	11/10/2014 5:05	28.45	68.5	**4.49**	2.3	SR13	11/10/2014 11:05	28.53	67.6	**4.43**	2.9	SR13	11/10/2014 17:05	28.66	69.1	**4.51**	3.3	SR13	11/10/2014 23:05	28.60	65.5	**4.28**	2.3
SR13	11/10/2014 5:10	28.43	68.6	**4.50**	2.1	SR13	11/10/2014 11:10	28.54	68.0	**4.45**	3.7	SR13	11/10/2014 17:10	28.64	70.6	**4.61**	3.1	SR13	11/10/2014 23:10	28.60	65.6	**4.29**	1.9
SR13	11/10/2014 5:15	28.42	68.8	**4.52**	2.7	SR13	11/10/2014 11:15	28.55	68.2	**4.46**	4.9	SR13	11/10/2014 17:15	28.64	70.2	**4.59**	2.4	SR13	11/10/2014 23:15	28.60	66.7	**4.36**	3.0
SR13	11/10/2014 5:20	28.44	69.5	**4.56**	3.2	SR13	11/10/2014 11:20	28.56	68.2	**4.46**	4.3	SR13	11/10/2014 17:20	28.64	70.1	**4.58**	1.9	SR13	11/10/2014 23:20	28.60	66.7	**4.36**	2.4
SR13	11/10/2014 5:25	28.45	68.6	**4.50**	2.6	SR13	11/10/2014 11:25	28.56	68.4	**4.47**	3.3	SR13	11/10/2014 17:25	28.64	69.9	**4.57**	2.0	SR13	11/10/2014 23:25	28.59	66.7	**4.36**	3.1
SR13	11/10/2014 5:30	28.46	68.9	**4.52**	3.3	SR13	11/10/2014 11:30	28.55	67.6	**4.42**	2.4	SR13	11/10/2014 17:30	28.64	69.7	**4.55**	1.8	SR13	11/10/2014 23:30	28.59	66.3	**4.33**	3.4
SR13	11/10/2014 5:35	28.46	69.4	**4.55**	3.7	SR13	11/10/2014 11:35	28.54	67.3	**4.40**	1.7	SR13	11/10/2014 17:35	28.64	70.3	**4.60**	2.2	SR13	11/10/2014 23:35	28.60	65.9	**4.31**	2.9
SR13	11/10/2014 5:40	28.45	69.0	**4.52**	3.2	SR13	11/10/2014 11:40	28.59	68.9	**4.51**	2.4	SR13	11/10/2014 17:40	28.64	70.1	**4.58**	1.5	SR13	11/10/2014 23:40	28.59	66.3	**4.33**	2.6
SR13	11/10/2014 5:45	28.46	68.5	**4.49**	3.8	SR13	11/10/2014 11:45	28.59	68.7	**4.49**	2.1	SR13	11/10/2014 17:45	28.64	69.9	**4.57**	1.8	SR13	11/10/2014 23:45	28.58	67.2	**4.39**	2.9
SR13	11/10/2014 5:50	28.45	66.4	**4.36**	4.5	SR13	11/10/2014 11:50	28.57	68.3	**4.46**	2.6	SR13	11/10/2014 17:50	28.64	70.1	**4.58**	1.5	SR13	11/10/2014 23:50	28.58	67.4	**4.40**	2.9
SR13	11/10/2014 5:55	28.45	67.5	**4.43**	4.2	SR13	11/10/2014 11:55	28.56	67.7	**4.43**	3.2	SR13	11/10/2014 17:55	28.63	69.9	**4.57**	1.5	SR13	11/10/2014 23:55	28.58	66.7	**4.36**	2.2

Station	Timestamp	NH_3 (mg/L)				Station	Timestamp	NH_3 (mg/L)			
SR4	11/10/2014 0:17	0.06				SR12	11/10/2014 0:17	0.08			
SR4	11/10/2014 0:37	0.06				SR12	11/10/2014 0:37	0.08			
SR4	11/10/2014 0:57	0.06				SR12	11/10/2014 0:57	0.08			
SR4	11/10/2014 1:17	0.06				SR12	11/10/2014 1:17	0.08			
SR4	11/10/2014 1:37	0.08				SR12	11/10/2014 1:37	0.06			
SR4	11/10/2014 1:57	0.08				SR12	11/10/2014 1:57	0.06			
SR4	11/10/2014 2:17	0.06				SR12	11/10/2014 2:17	0.06			
SR4	11/10/2014 2:37	0.07				SR12	11/10/2014 2:37	0.06			
SR4	11/10/2014 2:57	0.08				SR12	11/10/2014 2:57	0.06			
SR4	11/10/2014 3:17	0.06				SR12	11/10/2014 3:17	0.06			
SR4	11/10/2014 3:37	0.07				SR12	11/10/2014 3:37	0.07			
SR4	11/10/2014 3:57	0.09				SR12	11/10/2014 3:57	0.08			
SR4	11/10/2014 4:17	0.07				SR12	11/10/2014 4:17	0.08			
SR4	11/10/2014 4:37	0.05				SR12	11/10/2014 4:37	0.08			
SR4	11/10/2014 4:57	0.06				SR12	11/10/2014 4:57	0.08			
SR4	11/10/2014 5:17	0.06				SR12	11/10/2014 5:17	0.06			
SR4	11/10/2014 5:37	0.06				SR12	11/10/2014 5:37	0.06			
SR4	11/10/2014 5:57	0.06				SR12	11/10/2014 5:57	0.06			
SR4						SR12					
SR4	11/10/2014 6:37	0.06				SR12	11/10/2014 6:37	0.06			
SR4	11/10/2014 6:57	0.06				SR12	11/10/2014 6:57	0.07			
SR4	11/10/2014 7:17	0.05				SR12	11/10/2014 7:17	0.07			
SR4	11/10/2014 7:37	0.07				SR12	11/10/2014 7:37	0.08			
SR4	11/10/2014 7:57	0.06				SR12	11/10/2014 7:57	0.08			
SR4	11/10/2014 8:17	0.06				SR12	11/10/2014 8:17	0.08			
SR4	11/10/2014 8:37	0.07				SR12	11/10/2014 8:37	0.08			
SR4	11/10/2014 8:57	0.08				SR12	11/10/2014 8:57	0.06			
SR4	11/10/2014 9:17	0.07				SR12	11/10/2014 9:17	0.06			
SR4	11/10/2014 9:37	0.06				SR12	11/10/2014 9:37	0.06			
SR4	11/10/2014 9:57	0.06				SR12	11/10/2014 9:57	0.06			
SR4	11/10/2014 10:17	0.07				SR12	11/10/2014 10:17	0.07			
SR4	11/10/2014 10:37	0.06				SR12	11/10/2014 10:37	0.07			
SR4	11/10/2014 10:57	0.08				SR12	11/10/2014 10:57	0.08			
SR4	11/10/2014 11:17	0.08				SR12	11/10/2014 11:17	0.08			
SR4	11/10/2014 11:37	0.07				SR12	11/10/2014 11:37	0.08			
SR4	11/10/2014 11:57	0.06				SR12	11/10/2014 11:57	0.07			
SR4	11/10/2014 12:17	0.06				SR12	11/10/2014 12:17	0.08			
SR4	11/10/2014 12:37	0.07				SR12	11/10/2014 12:37	0.06			
SR4	11/10/2014 12:57	0.07				SR12	11/10/2014 12:57	0.07			
SR4	11/10/2014 13:17	0.06				SR12	11/10/2014 13:17	0.06			
SR4	11/10/2014 13:37	0.06				SR12	11/10/2014 13:37	0.05			
SR4	11/10/2014 13:57	0.05				SR12	11/10/2014 13:57	0.05			
SR4	11/10/2014 14:17	0.05				SR12	11/10/2014 14:17	0.06			
SR4	11/10/2014 14:37	0.05				SR12	11/10/2014 14:37	0.07			
SR4	11/10/2014 14:57	0.06				SR12	11/10/2014 14:57	0.08			
SR4	11/10/2014 15:17	0.05				SR12	11/10/2014 15:17	0.08			
SR4	11/10/2014 15:37	0.06				SR12	11/10/2014 15:37	0.08			
SR4	11/10/2014 15:57	0.05				SR12	11/10/2014 15:57	0.08			
SR4	11/10/2014 16:17	0.06				SR12	11/10/2014 16:17	0.07			
SR4	11/10/2014 16:37	0.05				SR12	11/10/2014 16:37	0.07			
SR4	11/10/2014 16:57	0.06				SR12	11/10/2014 16:57	0.05			
SR4	11/10/2014 17:17	0.06				SR12	11/10/2014 17:17	0.06			
SR4	11/10/2014 17:37	0.06				SR12	11/10/2014 17:37	0.06			
SR4	11/10/2014 17:57	0.07				SR12	11/10/2014 17:57	0.06			
SR4	11/10/2014 18:17	0.08				SR12	11/10/2014 18:17	0.06			
SR4	11/10/2014 18:37	0.06				SR12	11/10/2014 18:37	0.05			
SR4	11/10/2014 18:57	0.06				SR12	11/10/2014 18:57	0.07			
SR4	11/10/2014 19:17	0.07				SR12	11/10/2014 19:17	0.06			
SR4	11/10/2014 19:37	0.07				SR12	11/10/2014 19:37	0.07			
SR4	11/10/2014 19:57	0.08				SR12	11/10/2014 19:57	0.06			
SR4	11/10/2014 20:17	0.08				SR12	11/10/2014 20:17	0.06			
SR4	11/10/2014 20:37	0.08				SR12	11/10/2014 20:37	0.06			
SR4	11/10/2014 20:57	0.07				SR12	11/10/2014 20:57	0.06			
SR4	11/10/2014 21:17	0.06				SR12	11/10/2014 21:17	0.06			
SR4	11/10/2014 21:37	0.06				SR12	11/10/2014 21:37	0.05			
SR4	11/10/2014 21:57	0.05				SR12	11/10/2014 21:57	0.06			
SR4	11/10/2014 22:17	0.06				SR12	11/10/2014 22:17	0.05			
SR4	11/10/2014 22:37	0.05				SR12	11/10/2014 22:37	0.05			
SR4	11/10/2014 22:57	0.06				SR12	11/10/2014 22:57	0.07			
SR4	11/10/2014 23:17	0.05				SR12	11/10/2014 23:17	0.07			
SR4	11/10/2014 23:37	0.05				SR12	11/10/2014 23:37	0.06			
SR4	11/10/2014 23:57	0.05				SR12	11/10/2014 23:57	0.07			

Remark: Fonts with underline: Action Level Exceedance
Fonts with bold and underline: Limit Level Exceedance
Automatic Instrument calibration of NH3-N monitor was carried out during 5:57-6:37 at SR4 and SR12.
SR10 monitoring station was under maintenance during 10:25-10:55.
SR11 monitoring station was under maintenance during 11:20-11:55.

Station	Timestamp	Temp (°C)	DO (%)	DO (mg/L)	Tur (NTU)	Station	Timestamp	Temp (°C)	DO (%)	DO (mg/L)	Tur (NTU)	Station	Timestamp	Temp (°C)	DO (%)	DO (mg/L)	Tur (NTU)	Station	Timestamp	Temp (°C)	DO (%)	DO (mg/L)	Tur (NTU)
SR4	12/10/2014 0:01	28.59	89.0	5.82	3.9	SR4	12/10/2014 6:01	28.54	85.7	5.61	3.4	SR4	12/10/2014 12:01	28.58	88.4	5.78	5.6	SR4	12/10/2014 18:01	28.76	89.1	5.81	6.4
SR4	12/10/2014 0:06	28.59	88.7	5.80	4.1	SR4	12/10/2014 6:06	28.54	85.3	5.58	3.2	SR4	12/10/2014 12:06	28.58	88.3	5.77	5.4	SR4	12/10/2014 18:06	28.76	88.0	5.75	3.6
SR4	12/10/2014 0:11	28.59	88.6	5.79	4.2	SR4	12/10/2014 6:11	28.54	86.7	5.66	**13.3**	SR4	12/10/2014 12:11	28.58	88.5	5.79	4.4	SR4	12/10/2014 18:11	28.75	88.3	5.77	3.5
SR4	12/10/2014 0:16	28.59	88.7	5.80	4.0	SR4	12/10/2014 6:16	28.53	85.6	5.60	4.8	SR4	12/10/2014 12:16	28.57	87.6	5.73	6.5	SR4	12/10/2014 18:16	28.78	88.2	5.76	3.9
SR4	12/10/2014 0:21	28.59	88.7	5.80	4.3	SR4	12/10/2014 6:21	28.51	85.0	5.56	3.8	SR4	12/10/2014 12:21	28.58	88.1	5.76	6.3	SR4	12/10/2014 18:21	28.73	88.6	5.78	6.3
SR4	12/10/2014 0:26	28.59	88.8	5.80	4.0	SR4	12/10/2014 6:26	28.50	85.5	5.60	5.0	SR4	12/10/2014 12:26	28.60	88.4	5.78	5.2	SR4	12/10/2014 18:26	28.73	88.6	5.79	6.2
SR4	12/10/2014 0:31	28.59	88.1	5.75	3.7	SR4	12/10/2014 6:31	28.51	85.0	5.56	3.7	SR4	12/10/2014 12:31	28.60	88.6	5.79	6.1	SR4	12/10/2014 18:31	28.73	89.0	5.81	7.1
SR4	12/10/2014 0:36	28.58	87.7	5.73	3.4	SR4	12/10/2014 6:36	28.45	84.7	5.55	4.5	SR4	12/10/2014 12:36	28.60	88.7	5.80	5.0	SR4	12/10/2014 18:36	28.74	89.2	5.83	4.6
SR4	12/10/2014 0:41	28.58	87.6	5.72	3.2	SR4	12/10/2014 6:41	28.42	86.1	5.65	4.0	SR4	12/10/2014 12:41	28.60	88.5	5.78	5.3	SR4	12/10/2014 18:41	28.73	89.2	5.82	5.1
SR4	12/10/2014 0:46	28.58	87.3	5.70	3.8	SR4	12/10/2014 6:46	28.40	86.7	5.69	3.8	SR4	12/10/2014 12:46	28.60	88.2	5.76	5.7	SR4	12/10/2014 18:46	28.72	89.1	5.82	5.3
SR4	12/10/2014 0:51	28.59	87.7	5.73	3.4	SR4	12/10/2014 6:51	28.41	85.8	5.63	4.9	SR4	12/10/2014 12:51	28.61	88.2	5.76	5.4	SR4	12/10/2014 18:51	28.72	88.4	5.77	5.2
SR4	12/10/2014 0:56	28.59	87.6	5.72	3.8	SR4	12/10/2014 6:56	28.41	86.3	5.66	4.6	SR4	12/10/2014 12:56	28.62	88.5	5.78	5.1	SR4	12/10/2014 18:56	28.69	89.2	5.83	5.6
SR4	12/10/2014 1:01	28.59	88.4	5.77	4.8	SR4	12/10/2014 7:01	28.42	87.9	5.77	3.7	SR4	12/10/2014 13:01	28.64	89.0	5.81	4.7	SR4	12/10/2014 19:01	28.68	88.9	5.81	5.9
SR4	12/10/2014 1:06	28.59	87.6	5.72	3.2	SR4	12/10/2014 7:06	28.43	89.2	5.85	6.4	SR4	12/10/2014 13:06	28.63	88.5	5.78	5.1	SR4	12/10/2014 19:06	28.68	88.5	5.78	6.0
SR4	12/10/2014 1:11	28.58	88.5	5.78	3.9	SR4	12/10/2014 7:11	28.43	89.7	5.88	5.0	SR4	12/10/2014 13:11	28.64	88.5	5.78	4.2	SR4	12/10/2014 19:11	28.70	88.3	5.77	4.7
SR4	12/10/2014 1:16	28.58	87.2	5.70	3.5	SR4	12/10/2014 7:16	28.43	89.5	5.88	4.9	SR4	12/10/2014 13:16	28.63	88.6	5.79	4.6	SR4	12/10/2014 19:16	28.67	88.0	5.76	5.5
SR4	12/10/2014 1:21	28.58	88.0	5.75	4.0	SR4	12/10/2014 7:21	28.43	89.5	5.87	4.0	SR4	12/10/2014 13:21	28.63	88.5	5.78	4.7	SR4	12/10/2014 19:21	28.67	88.3	5.77	6.2
SR4	12/10/2014 1:26	28.58	88.1	5.75	3.6	SR4	12/10/2014 7:26	28.40	90.6	5.95	6.0	SR4	12/10/2014 13:26	28.63	88.0	5.75	5.7	SR4	12/10/2014 19:26	28.66	88.9	5.81	6.7
SR4	12/10/2014 1:31	28.58	88.2	5.76	3.7	SR4	12/10/2014 7:31	28.43	90.6	5.95	3.7	SR4	12/10/2014 13:31	28.64	87.3	5.70	8.4	SR4	12/10/2014 19:31	28.67	88.2	5.77	6.3
SR4	12/10/2014 1:36	28.58	87.8	5.73	3.2	SR4	12/10/2014 7:36	28.43	90.5	5.94	4.7	SR4	12/10/2014 13:36	28.65	87.8	5.73	5.5	SR4	12/10/2014 19:36	28.65	88.7	5.80	3.5
SR4	12/10/2014 1:41	28.57	87.7	5.73	3.5	SR4	12/10/2014 7:41	28.42	90.8	5.95	4.2	SR4	12/10/2014 13:41	28.66	87.8	5.73	5.5	SR4	12/10/2014 19:41	28.65	88.8	5.81	3.9
SR4	12/10/2014 1:46	28.57	87.8	5.73	3.6	SR4	12/10/2014 7:46	28.41	90.5	5.95	4.4	SR4	12/10/2014 13:46	28.66	87.9	5.74	6.4	SR4	12/10/2014 19:46	28.65	89.1	5.83	4.0
SR4	12/10/2014 1:51	28.57	87.4	5.71	3.5	SR4	12/10/2014 7:51	28.42	90.8	5.96	5.0	SR4	12/10/2014 13:51	28.65	87.8	5.74	7.6	SR4	12/10/2014 19:51	28.63	89.7	5.87	4.4
SR4	12/10/2014 1:56	28.57	87.7	5.73	3.6	SR4	12/10/2014 7:56	28.42	91.2	5.99	4.3	SR4	12/10/2014 13:56	28.66	88.0	5.75	5.9	SR4	12/10/2014 19:56	28.64	89.7	5.87	4.0
SR4	12/10/2014 2:01	28.57	87.3	5.70	3.6	SR4	12/10/2014 8:01	28.41	91.1	5.99	4.1	SR4	12/10/2014 14:01	28.77	89.1	5.81	4.2	SR4	12/10/2014 20:01	28.63	88.9	5.82	3.6
SR4	12/10/2014 2:06	28.57	87.0	5.68	3.3	SR4	12/10/2014 8:06	28.42	90.7	5.96	5.8	SR4	12/10/2014 14:06	28.73	89.0	5.80	4.1	SR4	12/10/2014 20:06	28.63	88.5	5.79	5.5
SR4	12/10/2014 2:11	28.57	86.7	5.66	3.2	SR4	12/10/2014 8:11	28.44	89.8	5.89	5.6	SR4	12/10/2014 14:11	28.69	88.0	5.75	5.3	SR4	12/10/2014 20:11	28.63	89.6	5.85	4.2
SR4	12/10/2014 2:16	28.57	86.8	5.67	4.0	SR4	12/10/2014 8:16	28.43	89.5	5.88	4.1	SR4	12/10/2014 14:16	28.71	88.4	5.77	4.3	SR4	12/10/2014 20:16	28.62	89.2	5.83	3.8
SR4	12/10/2014 2:21	28.57	86.3	5.63	3.6	SR4	12/10/2014 8:21	28.44	88.4	5.81	4.0	SR4	12/10/2014 14:21	28.73	89.1	5.81	4.1	SR4	12/10/2014 20:21	28.63	89.2	5.83	4.3
SR4	12/10/2014 2:26	28.57	86.3	5.64	3.7	SR4	12/10/2014 8:26	28.44	88.4	5.80	3.8	SR4	12/10/2014 14:26	28.75	88.9	5.80	3.5	SR4	12/10/2014 20:26	28.64	89.6	5.86	4.0
SR4	12/10/2014 2:31	28.58	86.3	5.63	5.0	SR4	12/10/2014 8:31	28.44	89.2	5.86	5.4	SR4	12/10/2014 14:31	28.76	89.2	5.82	3.7	SR4	12/10/2014 20:31	28.63	89.0	5.82	3.8
SR4	12/10/2014 2:36	28.58	87.2	5.69	4.5	SR4	12/10/2014 8:36	28.48	89.8	5.89	6.9	SR4	12/10/2014 14:36	28.74	88.7	5.79	4.4	SR4	12/10/2014 20:36	28.63	89.1	5.83	3.5
SR4	12/10/2014 2:41	28.58	87.3	5.70	3.6	SR4	12/10/2014 8:41	28.47	88.9	5.83	7.5	SR4	12/10/2014 14:41	28.72	88.7	5.79	4.2	SR4	12/10/2014 20:41	28.62	88.5	5.79	3.6
SR4	12/10/2014 2:46	28.46	86.8	5.69	2.8	SR4	12/10/2014 8:46	28.49	89.5	5.86	7.9	SR4	12/10/2014 14:46	28.70	88.4	5.77	4.1	SR4	12/10/2014 20:46	28.62	88.8	5.81	4.0
SR4	12/10/2014 2:51	28.47	86.4	5.66	3.0	SR4	12/10/2014 8:51	28.49	89.3	5.85	7.9	SR4	12/10/2014 14:51	28.65	88.3	5.77	4.7	SR4	12/10/2014 20:51	28.61	88.6	5.80	3.4
SR4	12/10/2014 2:56	28.49	86.4	5.66	3.3	SR4	12/10/2014 8:56	28.49	89.2	5.84	7.3	SR4	12/10/2014 14:56	28.69	88.7	5.79	4.0	SR4	12/10/2014 20:56	28.62	88.7	5.80	3.9
SR4	12/10/2014 3:01	28.50	86.6	5.68	3.5	SR4	12/10/2014 9:01	28.49	89.2	5.84	6.6	SR4	12/10/2014 15:01	28.74	88.5	5.77	3.7	SR4	12/10/2014 21:01	28.62	88.4	5.79	4.6
SR4	12/10/2014 3:06	28.51	86.2	5.64	3.5	SR4	12/10/2014 9:06	28.50	87.9	5.76	6.4	SR4	12/10/2014 15:06	28.73	88.8	5.80	3.8	SR4	12/10/2014 21:06	28.62	88.4	5.78	4.6
SR4	12/10/2014 3:11	28.52	86.5	5.67	3.9	SR4	12/10/2014 9:11	28.50	88.3	5.78	4.9	SR4	12/10/2014 15:11	28.71	88.3	5.76	4.3	SR4	12/10/2014 21:11	28.62	88.4	5.78	4.5
SR4	12/10/2014 3:16	28.52	86.1	5.64	3.9	SR4	12/10/2014 9:16	28.50	89.3	5.85	8.8	SR4	12/10/2014 15:16	28.74	88.7	5.78	4.7	SR4	12/10/2014 21:16	28.62	88.0	5.75	5.7
SR4	12/10/2014 3:21	28.52	86.0	5.63	3.4	SR4	12/10/2014 9:21	28.51	89.6	5.87	7.2	SR4	12/10/2014 15:21	28.77	89.0	5.80	3.9	SR4	12/10/2014 21:21	28.63	87.6	5.72	6.1
SR4	12/10/2014 3:26	28.52	85.4	5.60	3.7	SR4	12/10/2014 9:26	28.51	89.5	5.86	7.0	SR4	12/10/2014 15:26	28.80	88.8	5.79	3.3	SR4	12/10/2014 21:26	28.62	87.4	5.71	5.7
SR4	12/10/2014 3:31	28.52	84.3	5.52	3.4	SR4	12/10/2014 9:31	28.50	89.4	5.86	7.5	SR4	12/10/2014 15:31	28.76	88.0	5.74	6.1	SR4	12/10/2014 21:31	28.62	86.9	5.67	6.5
SR4	12/10/2014 3:36	28.53	84.0	5.50	3.5	SR4	12/10/2014 9:36	28.52	88.2	5.78	5.5	SR4	12/10/2014 15:36	28.76	88.0	5.74	4.4	SR4	12/10/2014 21:36	28.62	86.9	5.68	5.2
SR4	12/10/2014 3:41	28.53	83.4	5.46	2.5	SR4	12/10/2014 9:41	28.51	87.9	5.76	4.7	SR4	12/10/2014 15:41	28.82	88.8	5.79	3.2	SR4	12/10/2014 21:41	28.62	87.8	5.73	5.2
SR4	12/10/2014 3:46	28.52	82.3	5.39	2.8	SR4	12/10/2014 9:46	28.51	87.5	5.73	6.4	SR4	12/10/2014 15:46	28.82	87.8	5.72	2.6	SR4	12/10/2014 21:46	28.62	88.0	5.75	5.6
SR4	12/10/2014 3:51	28.52	83.3	5.46	2.5	SR4	12/10/2014 9:51	28.52	87.6	5.73	6.9	SR4	12/10/2014 15:51	28.82	87.5	5.70	3.0	SR4	12/10/2014 21:51	28.61	87.7	5.73	5.0
SR4	12/10/2014 3:56	28.52	82.8	5.42	2.3	SR4	12/10/2014 9:56	28.51	88.6	5.81	6.9	SR4	12/10/2014 15:56	28.82	87.9	5.73	2.8	SR4	12/10/2014 21:56	28.61	87.7	5.73	4.5
SR4	12/10/2014 4:01	28.52	82.7	5.42	2.4	SR4	12/10/2014 10:01	28.51	88.1	5.77	6.9	SR4	12/10/2014 16:01	28.82	88.1	5.74	3.5	SR4	12/10/2014 22:01	28.61	87.2	5.70	4.3
SR4	12/10/2014 4:06	28.52	81.7	5.35	3.4	SR4	12/10/2014 10:06	28.51	87.9	5.75	7.6	SR4	12/10/2014 16:06	28.82	90.1	5.87	3.7	SR4	12/10/2014 22:06	28.60	87.1	5.69	3.8
SR4	12/10/2014 4:11	28.54	83.9	5.49	4.3	SR4	12/10/2014 10:11	28.51	87.9	5.76	7.3	SR4	12/10/2014 16:11	28.83	89.0	5.80	2.8	SR4	12/10/2014 22:11	28.60	87.8	5.73	5.7
SR4	12/10/2014 4:16	28.53	82.8	5.42	3.1	SR4	12/10/2014 10:16	28.52	88.1	5.76	7.6	SR4	12/10/2014 16:16	28.83	89.3	5.82	3.2	SR4	12/10/2014 22:16	28.60	87.7	5.72	4.7
SR4	12/10/2014 4:21	28.55	84.7	5.54	5.4	SR4	12/10/2014 10:21	28.53	88.3	5.78	8.8	SR4	12/10/2014 16:21	28.83	89.1	5.81	3.1	SR4	12/10/2014 22:21	28.60	87.8	5.73	3.8
SR4	12/10/2014 4:26	28.55	85.1	5.57	5.1	SR4	12/10/2014 10:26	28.53	88.4	5.79	6.8	SR4	12/10/2014 16:26	28.83	89.6	5.84	3.0	SR4	12/10/2014 22:26	28.61	87.5	5.70	4.4
SR4	12/10/2014 4:31	28.56	85.1	5.57	4.9	SR4	12/10/2014 10:31	28.53	87.9	5.76	6.9	SR4	12/10/2014 16:31	28.82	89.6	5.84	3.9	SR4	12/10/2014 22:31	28.61	87.6	5.71	4.6
SR4	12/10/2014 4:36	28.56	85.5	5.60	5.3	SR4	12/10/2014 10:36	28.53	87.9	5.75	8.0	SR4	12/10/2014 16:36	28.81	90.3	5.89	3.1	SR4	12/10/2014 22:36	28.61	87.0	5.67	4.2
SR4	12/10/2014 4:41	28.56	86.1	5.63	5.8	SR4	12/10/2014 10:41	28.53	87.9	5.75	8.1	SR4	12/10/2014 16:41	28.82	90.0	5.87	2.7	SR4	12/10/2014 22:41	28.61	86.7	5.65	4.7
SR4	12/10/2014 4:46	28.56	86.1	5.63	4.4	SR4	12/10/2014 10:46	28.54	88.4	5.78	7.4	SR4	12/10/2014 16:46	28.81	89.8	5.86	2.6	SR4	12/10/2014 22:46	28.60	86.7	5.65	5.3
SR4	12/10/2014 4:51	28.56	85.6	5.60	4.1	SR4	12/10/2014 10:51	28.53	88.0	5.76	6.9	SR4	12/10/2014 16:51	28.82	90.3	5.89	2.6	SR4	12/10/2014 22:51	28.61	86.9	5.67	5.3
SR4	12/10/2014 4:56	28.56	85.5	5.60	3.8	SR4	12/10/2014 10:56	28.55	88.3	5.78	6.3	SR4	12/10/2014 16:56	28.81	90.2	5.89	3.2	SR4	12/10/2014 22:56	28.61	87.3	5.70	8.3
SR4	12/10/2014 5:01	28.56	85.6	5.60	3.4	SR4	12/10/2014 11:01	28.55	88.2	5.77	6.9	SR4	12/10/2014 17:01	28.81	90.3	5.89	3.0	SR4	12/10/2014 23:01	28.61	87.2	5.70	4.9
SR4	12/10/2014 5:06	28.56	84.6	5.54	3.9	SR4	12/10/2014 11:06	28.55	88.4	5.78	6.4	SR4	12/10/2014 17:06	28.82	90.2	5.88	2.8	SR4	12/10/2014 23:06	28.60	87.3	5.70	6.0
SR4	12/10/2014 5:11	28.56	86.7	5.67	5.5	SR4	12/10/2014 11:11	28.55	88.3	5.77	6.1	SR4	12/10/2014 17:11	28.82	90.1	5.88	2.8	SR4	12/10/2014 23:11	28.60	87.0	5.68	5.9
SR4	12/10/2014 5:16	28.56	85.4	5.59	4.6	SR4	12/10/2014 11:16	28.56	88.2	5.77	6.1	SR4	12/10/2014 17:16	28.81	87.8	5.73	5.7	SR4	12/10/2014 23:16	28.60	87.5	5.72	6.2
SR4	12/10/2014 5:21	28.55	85.7	5.60	3.5	SR4	12/10/2014 11:21	28.56	88.5	5.79	5.7	SR4	12/10/2014 17:21	28.80	88.9	5.80	6.5	SR4	12/10/2014 23:21	28.60	87.0	5.69	5.2
SR4	12/10/2014 5:26	28.55	86.1	5.63	4.7	SR4	12/10/2014 11:26	28.56	88.5	5.79	6.4	SR4	12/10/2014 17:26	28.79	89.0	5.81	7.9	SR4	12/10/2014 23:26	28.52	85.4	5.59	3.6
SR4	12/10/2014 5:31	28.55	85.5	5.59	4.0	SR4	12/10/2014 11:31	28.55	88.4	5.78	6.2	SR4	12/10/2014 17:31	28.79	87.7	5.72	5.8	SR4	12/10/2014 23:31	28.55	84.9	5.55	3.9
SR4	12/10/2014 5:36	28.54	86.0	5.62	3.5	SR4	12/10/2014 11:36	28.56	88.2	5.77	7.0	SR4	12/10/2014 17:36	28.79	88.0	5.74	5.0	SR4	12/10/2014 23:36	28.59	86.6	5.66	4.9
SR4	12/10/2014 5:41	28.54	85.7	5.61	3.1	SR4	12/10/2014 11:41	28.56	88.4	5.77	5.7	SR4	12/10/2014 17:41	28.78	88.1	5.75	4.6	SR4	12/10/2014 23:41	28.53	88.0	5.76	3.7
SR4	12/10/2014 5:46	28.54	85.8	5.62	4.2	SR4	12/10/2014 11:46	28.56	88.3	5.78	5.7	SR4	12/10/2014 17:46	28.75	87.9	5.73	3.0	SR4	12/10/2014 23:46	28.53	88.8	5.81	3.8
SR4	12/10/2014 5:51	28.54	86.4	5.65	3.7	SR4	12/10/2014 11:51	28.58	88.6	5.80	5.0	SR4	12/10/2014 17:51	28.79	87.4	5.70	5.5	SR4	12/10/2014 23:51	28.54	89.0	5.83	3.7
SR4	12/10/2014 5:56	28.54	85.7	5.61	3.7	SR4	12/10/2014 11:56	28.58	88.5	5.79	5.7	SR4	12/10/2014 17:56	28.76	89.5	5.84	6.8	SR4	12/10/2014 23:56	28.53	88.7	5.81	3.6

Station	Timestamp	Temp (°C)	DO (%)	DO (mg/L)	Tur (NTU)	Station	Timestamp	Temp (°C)	DO (%)	DO (mg/L)	Tur (NTU)	Station	Timestamp	Temp (°C)	DO (%)	DO (mg/L)	Tur (NTU)	Station	Timestamp	Temp (°C)	DO (%)	DO (mg/L)	Tur (NTU)
SR5	12/10/2014 0:00	28.68	75.0	**4.86**	4.9	SR5	12/10/2014 6:00	28.48	80.1	**5.27**	6.9	SR5	12/10/2014 12:00	28.63	76.5	**4.98**	5.5	SR5	12/10/2014 18:00	28.74	83.7	5.46	3.4
SR5	12/10/2014 0:05	28.68	74.9	**4.85**	5.1	SR5	12/10/2014 6:05	28.50	80.5	**5.29**	7.9	SR5	12/10/2014 12:05	28.62	75.9	**4.94**	5.8	SR5	12/10/2014 18:05	28.73	83.3	5.43	2.7
SR5	12/10/2014 0:10	28.68	75.5	**4.89**	5.4	SR5	12/10/2014 6:10	28.47	80.2	**5.27**	6.4	SR5	12/10/2014 12:10	28.62	75.4	**4.91**	6.4	SR5	12/10/2014 18:10	28.73	83.2	5.43	2.8
SR5	12/10/2014 0:15	28.68	75.6	**4.89**	5.1	SR5	12/10/2014 6:15	28.48	79.9	**5.25**	6.8	SR5	12/10/2014 12:15	28.62	75.3	**4.90**	6.3	SR5	12/10/2014 18:15	28.73	83.4	5.44	2.6
SR5	12/10/2014 0:20	28.65	72.9	**4.73**	4.1	SR5	12/10/2014 6:20	28.48	79.6	**5.24**	7.6	SR5	12/10/2014 12:20	28.63	75.2	**4.89**	6.2	SR5	12/10/2014 18:20	28.73	83.3	5.44	2.6
SR5	12/10/2014 0:25	28.61	76.3	**4.95**	3.9	SR5	12/10/2014 6:25	28.49	80.0	**5.26**	**8.8**	SR5	12/10/2014 12:25	28.62	75.0	**4.88**	6.0	SR5	12/10/2014 18:25	28.74	83.0	5.41	2.8
SR5	12/10/2014 0:30	28.61	77.5	**5.03**	4.5	SR5	12/10/2014 6:30	28.46	80.5	**5.30**	6.7	SR5	12/10/2014 12:30	28.62	74.8	**4.87**	7.0	SR5	12/10/2014 18:30	28.72	83.3	5.43	2.7
SR5	12/10/2014 0:35	28.60	77.0	**5.00**	3.7	SR5	12/10/2014 6:35	28.48	80.2	**5.28**	7.9	SR5	12/10/2014 12:35	28.63	74.8	**4.87**	5.9	SR5	12/10/2014 18:35	28.73	82.9	5.41	2.7
SR5	12/10/2014 0:40	28.64	77.7	**5.04**	5.1	SR5	12/10/2014 6:40	28.46	80.6	**5.30**	7.2	SR5	12/10/2014 12:40	28.62	74.6	**4.85**	6.7	SR5	12/10/2014 18:40	28.73	82.2	**5.36**	2.9
SR5	12/10/2014 0:45	28.65	77.7	**5.04**	4.6	SR5	12/10/2014 6:45	28.48	80.2	**5.28**	7.3	SR5	12/10/2014 12:45	28.61	74.8	**4.86**	6.4	SR5	12/10/2014 18:45	28.73	82.1	**5.36**	2.6
SR5	12/10/2014 0:50	28.65	77.7	**5.04**	5.9	SR5	12/10/2014 6:50	28.47	80.1	**5.27**	6.9	SR5	12/10/2014 12:50	28.62	74.8	**4.86**	6.4	SR5	12/10/2014 18:50	28.72	80.7	**5.27**	2.4
SR5	12/10/2014 0:55	28.65	77.5	**5.03**	4.8	SR5	12/10/2014 6:55	28.47	80.0	**5.26**	6.9	SR5	12/10/2014 12:55	28.62	74.7	**4.86**	6.5	SR5	12/10/2014 18:55	28.72	80.8	**5.27**	2.5
SR5	12/10/2014 1:00	28.65	76.8	**4.98**	5.6	SR5	12/10/2014 7:00	28.48	80.4	**5.29**	**8.0**	SR5	12/10/2014 13:00	28.63	74.3	**4.83**	6.0	SR5	12/10/2014 19:00	28.71	80.0	**5.22**	2.4
SR5	12/10/2014 1:05	28.65	77.2	**5.01**	5.0	SR5	12/10/2014 7:05	28.48	80.4	**5.29**	7.4	SR5	12/10/2014 13:05	28.62	74.7	**4.85**	6.3	SR5	12/10/2014 19:05	28.71	80.2	**5.24**	2.9
SR5	12/10/2014 1:10	28.65	77.5	**5.03**	5.7	SR5	12/10/2014 7:10	28.44	80.0	**5.27**	5.7	SR5	12/10/2014 13:10	28.62	74.7	**4.85**	6.7	SR5	12/10/2014 19:10	28.71	79.4	**5.18**	2.3
SR5	12/10/2014 1:15	28.65	77.0	**4.99**	5.8	SR5	12/10/2014 7:15	28.47	79.7	**5.24**	6.8	SR5	12/10/2014 13:15	28.62	74.6	**4.85**	5.8	SR5	12/10/2014 19:15	28.71	80.2	**5.23**	2.8
SR5	12/10/2014 1:20	28.65	76.9	**4.99**	5.3	SR5	12/10/2014 7:20	28.48	78.9	**5.19**	6.6	SR5	12/10/2014 13:20	28.61	75.0	**4.88**	6.2	SR5	12/10/2014 19:20	28.70	78.8	**5.14**	2.3
SR5	12/10/2014 1:25	28.65	77.3	**5.02**	5.0	SR5	12/10/2014 7:25	28.47	78.2	**5.14**	6.6	SR5	12/10/2014 13:25	28.63	75.4	**4.90**	6.3	SR5	12/10/2014 19:25	28.70	81.3	**5.31**	2.6
SR5	12/10/2014 1:30	28.64	77.8	**5.05**	4.3	SR5	12/10/2014 7:30	28.48	77.4	**5.09**	7.5	SR5	12/10/2014 13:30	28.62	75.3	**4.89**	6.7	SR5	12/10/2014 19:30	28.71	81.2	**5.29**	3.3
SR5	12/10/2014 1:35	28.63	78.0	**5.07**	5.9	SR5	12/10/2014 7:35	28.47	77.6	**5.11**	6.1	SR5	12/10/2014 13:35	28.63	75.3	**4.89**	6.5	SR5	12/10/2014 19:35	28.71	80.8	**5.26**	3.6
SR5	12/10/2014 1:40	28.63	78.1	**5.07**	5.1	SR5	12/10/2014 7:40	28.47	77.0	**5.07**	6.7	SR5	12/10/2014 13:40	28.62	75.5	**4.90**	7.1	SR5	12/10/2014 19:40	28.70	80.5	**5.25**	3.4
SR5	12/10/2014 1:45	28.62	77.9	**5.06**	4.2	SR5	12/10/2014 7:45	28.48	77.8	**5.12**	6.9	SR5	12/10/2014 13:45	28.62	75.8	**4.92**	7.4	SR5	12/10/2014 19:45	28.68	79.7	**5.20**	3.8
SR5	12/10/2014 1:50	28.63	78.1	**5.08**	4.4	SR5	12/10/2014 7:50	28.45	78.3	**5.15**	6.5	SR5	12/10/2014 13:50	28.62	75.3	**4.89**	6.5	SR5	12/10/2014 19:50	28.69	79.6	**5.19**	3.6
SR5	12/10/2014 1:55	28.64	78.2	**5.08**	3.9	SR5	12/10/2014 7:55	28.46	78.4	**5.16**	6.3	SR5	12/10/2014 13:55	28.63	75.3	**4.89**	5.6	SR5	12/10/2014 19:55	28.69	79.3	**5.18**	3.1
SR5	12/10/2014 2:00	28.64	78.2	**5.08**	4.2	SR5	12/10/2014 8:00	28.46	77.5	**5.10**	6.4	SR5	12/10/2014 14:00	28.64	74.8	**4.85**	6.3	SR5	12/10/2014 20:00	28.69	78.9	**5.15**	3.4
SR5	12/10/2014 2:05	28.65	78.2	**5.08**	4.0	SR5	12/10/2014 8:05	28.45	76.6	**5.04**	5.9	SR5	12/10/2014 14:05	28.63	75.3	**4.89**	5.4	SR5	12/10/2014 20:05	28.68	79.3	**5.17**	3.3
SR5	12/10/2014 2:10	28.65	78.1	**5.08**	4.2	SR5	12/10/2014 8:10	28.51	78.5	**5.15**	7.1	SR5	12/10/2014 14:10	28.63	74.1	**4.81**	5.3	SR5	12/10/2014 20:10	28.68	79.0	**5.15**	3.8
SR5	12/10/2014 2:15	28.66	78.1	**5.08**	4.6	SR5	12/10/2014 8:15	28.48	78.6	**5.16**	5.7	SR5	12/10/2014 14:15	28.77	76.5	**4.96**	5.2	SR5	12/10/2014 20:15	28.67	79.3	**5.17**	4.1
SR5	12/10/2014 2:20	28.66	77.9	**5.06**	4.3	SR5	12/10/2014 8:20	28.49	78.4	**5.15**	5.6	SR5	12/10/2014 14:20	28.68	77.8	**5.05**	4.7	SR5	12/10/2014 20:20	28.67	79.1	**5.15**	4.2
SR5	12/10/2014 2:25	28.66	77.8	**5.06**	5.5	SR5	12/10/2014 8:25	28.48	77.9	**5.12**	7.1	SR5	12/10/2014 14:25	28.71	77.4	**5.02**	4.7	SR5	12/10/2014 20:25	28.67	78.7	**5.13**	4.1
SR5	12/10/2014 2:30	28.64	78.1	**5.08**	3.9	SR5	12/10/2014 8:30	28.48	78.6	**5.16**	5.5	SR5	12/10/2014 14:30	28.64	77.7	**5.05**	5.6	SR5	12/10/2014 20:30	28.67	78.3	**5.10**	3.8
SR5	12/10/2014 2:35	28.64	78.6	**5.12**	4.2	SR5	12/10/2014 8:35	28.46	78.4	**5.15**	5.1	SR5	12/10/2014 14:35	28.63	77.7	**5.05**	7.2	SR5	12/10/2014 20:35	28.66	78.4	**5.11**	3.4
SR5	12/10/2014 2:40	28.63	78.5	**5.12**	4.1	SR5	12/10/2014 8:40	28.49	78.4	**5.15**	5.3	SR5	12/10/2014 14:40	28.64	78.1	**5.07**	5.3	SR5	12/10/2014 20:40	28.66	78.3	**5.10**	4.6
SR5	12/10/2014 2:45	28.62	78.5	**5.12**	3.9	SR5	12/10/2014 8:45	28.50	78.2	**5.13**	5.8	SR5	12/10/2014 14:45	28.63	77.6	**5.04**	**8.0**	SR5	12/10/2014 20:45	28.63	77.9	**5.08**	3.5
SR5	12/10/2014 2:50	28.61	78.7	**5.13**	4.4	SR5	12/10/2014 8:50	28.51	77.6	**5.09**	7.0	SR5	12/10/2014 14:50	28.68	78.6	**5.11**	6.2	SR5	12/10/2014 20:50	28.65	77.9	**5.08**	4.0
SR5	12/10/2014 2:55	28.41	80.5	**5.28**	3.9	SR5	12/10/2014 8:55	28.53	77.7	**5.09**	**9.7**	SR5	12/10/2014 14:55	28.70	78.7	**5.11**	4.7	SR5	12/10/2014 20:55	28.66	77.4	**5.04**	4.1
SR5	12/10/2014 3:00	28.44	80.6	**5.28**	4.3	SR5	12/10/2014 9:00	28.49	77.4	**5.08**	5.4	SR5	12/10/2014 15:00	28.70	78.9	**5.13**	6.2	SR5	12/10/2014 21:00	28.65	77.6	**5.05**	4.9
SR5	12/10/2014 3:05	28.43	80.3	**5.26**	4.3	SR5	12/10/2014 9:05	28.51	77.4	**5.08**	6.9	SR5	12/10/2014 15:05	28.71	78.7	**5.11**	5.7	SR5	12/10/2014 21:05	28.66	77.1	**5.03**	4.4
SR5	12/10/2014 3:10	28.42	80.0	**5.25**	4.4	SR5	12/10/2014 9:10	28.50	77.7	**5.09**	6.0	SR5	12/10/2014 15:10	28.70	78.9	**5.13**	3.8	SR5	12/10/2014 21:10	28.65	76.7	**4.99**	4.3
SR5	12/10/2014 3:15	28.51	80.0	**5.24**	4.1	SR5	12/10/2014 9:15	28.49	78.0	**5.12**	4.6	SR5	12/10/2014 15:15	28.70	78.9	**5.12**	4.2	SR5	12/10/2014 21:15	28.65	76.9	**5.01**	5.1
SR5	12/10/2014 3:20	28.47	80.3	**5.26**	6.6	SR5	12/10/2014 9:20	28.51	77.9	**5.11**	5.3	SR5	12/10/2014 15:20	28.69	78.8	**5.12**	4.0	SR5	12/10/2014 21:20	28.64	76.9	**5.00**	5.3
SR5	12/10/2014 3:25	28.52	80.0	**5.24**	4.8	SR5	12/10/2014 9:25	28.52	77.9	**5.10**	5.4	SR5	12/10/2014 15:25	28.72	79.6	**5.18**	3.2	SR5	12/10/2014 21:25	28.64	76.9	**5.00**	5.1
SR5	12/10/2014 3:30	28.51	79.8	**5.22**	4.7	SR5	12/10/2014 9:30	28.52	77.9	**5.10**	5.1	SR5	12/10/2014 15:30	28.71	79.3	**5.16**	3.6	SR5	12/10/2014 21:30	28.64	76.5	**4.98**	4.7
SR5	12/10/2014 3:35	28.51	79.3	**5.19**	4.7	SR5	12/10/2014 9:35	28.53	77.9	**5.10**	6.5	SR5	12/10/2014 15:35	28.72	79.3	**5.16**	3.4	SR5	12/10/2014 21:35	28.64	76.6	**4.98**	4.9
SR5	12/10/2014 3:40	28.51	79.6	**5.21**	4.9	SR5	12/10/2014 9:40	28.54	77.7	**5.08**	5.1	SR5	12/10/2014 15:40	28.67	78.7	**5.12**	3.9	SR5	12/10/2014 21:40	28.64	76.5	**4.97**	5.8
SR5	12/10/2014 3:45	28.51	80.0	**5.23**	4.0	SR5	12/10/2014 9:45	28.54	77.3	**5.06**	6.1	SR5	12/10/2014 15:45	28.65	78.8	**5.13**	4.3	SR5	12/10/2014 21:45	28.64	76.5	**4.97**	5.3
SR5	12/10/2014 3:50	28.48	80.3	**5.27**	3.4	SR5	12/10/2014 9:50	28.53	77.3	**5.06**	5.3	SR5	12/10/2014 15:50	28.65	78.9	**5.14**	3.6	SR5	12/10/2014 21:50	28.64	76.6	**4.97**	6.1
SR5	12/10/2014 3:55	28.49	80.4	**5.28**	4.4	SR5	12/10/2014 9:55	28.54	77.2	**5.06**	5.0	SR5	12/10/2014 15:55	28.65	78.4	**5.10**	4.2	SR5	12/10/2014 21:55	28.65	76.2	**4.95**	6.3
SR5	12/10/2014 4:00	28.48	80.4	**5.28**	5.2	SR5	12/10/2014 10:00	28.55	77.1	**5.04**	4.7	SR5	12/10/2014 16:00	28.65	78.9	**5.14**	3.7	SR5	12/10/2014 22:00	28.65	75.9	**4.93**	5.9
SR5	12/10/2014 4:05	28.48	80.4	**5.28**	5.1	SR5	12/10/2014 10:05	28.55	77.1	**5.04**	5.1	SR5	12/10/2014 16:05	28.66	79.6	**5.18**	3.3	SR5	12/10/2014 22:05	28.65	75.8	**4.92**	5.6
SR5	12/10/2014 4:10	28.48	80.4	**5.28**	5.8	SR5	12/10/2014 10:10	28.55	76.8	**5.02**	5.0	SR5	12/10/2014 16:10	28.67	79.9	**5.20**	2.9	SR5	12/10/2014 22:10	28.65	76.1	**4.94**	6.6
SR5	12/10/2014 4:15	28.48	80.3	**5.27**	5.7	SR5	12/10/2014 10:15	28.56	77.1	**5.04**	6.3	SR5	12/10/2014 16:15	28.68	79.5	**5.17**	3.0	SR5	12/10/2014 22:15	28.65	75.9	**4.93**	6.3
SR5	12/10/2014 4:20	28.48	80.2	**5.26**	5.5	SR5	12/10/2014 10:20	28.56	76.9	**5.03**	4.9	SR5	12/10/2014 16:20	28.69	80.2	**5.22**	3.7	SR5	12/10/2014 22:20	28.65	75.7	**4.92**	5.8
SR5	12/10/2014 4:25	28.50	79.9	**5.25**	5.9	SR5	12/10/2014 10:25	28.57	77.0	**5.02**	6.0	SR5	12/10/2014 16:25	28.71	80.8	**5.26**	3.3	SR5	12/10/2014 22:25	28.65	76.1	**4.94**	6.1
SR5	12/10/2014 4:30	28.45	80.3	**5.27**	5.3	SR5	12/10/2014 10:30	28.57	76.5	**4.99**	6.6	SR5	12/10/2014 16:30	28.73	81.1	**5.28**	2.4	SR5	12/10/2014 22:30	28.65	75.8	**4.92**	6.5
SR5	12/10/2014 4:35	28.48	79.9	**5.24**	5.5	SR5	12/10/2014 10:35	28.58	77.1	**5.03**	4.7	SR5	12/10/2014 16:35	28.74	81.8	**5.32**	2.6	SR5	12/10/2014 22:35	28.65	75.6	**4.91**	5.8
SR5	12/10/2014 4:40	28.38	81.1	**5.34**	5.5	SR5	12/10/2014 10:40	28.59	76.8	**5.01**	4.9	SR5	12/10/2014 16:40	28.73	81.5	**5.31**	3.2	SR5	12/10/2014 22:40	28.65	75.1	**4.87**	5.0
SR5	12/10/2014 4:45	28.39	80.5	**5.30**	5.2	SR5	12/10/2014 10:45	28.59	76.8	**5.01**	4.6	SR5	12/10/2014 16:45	28.73	81.6	**5.31**	2.7	SR5	12/10/2014 22:45	28.62	74.9	**4.86**	4.7
SR5	12/10/2014 4:50	28.40	80.6	**5.31**	5.7	SR5	12/10/2014 10:50	28.60	76.7	**5.00**	5.2	SR5	12/10/2014 16:50	28.74	82.1	**5.35**	2.3	SR5	12/10/2014 22:50	28.63	75.2	**4.88**	5.4
SR5	12/10/2014 4:55	28.42	80.3	**5.28**	5.7	SR5	12/10/2014 10:55	28.59	76.6	**4.99**	5.6	SR5	12/10/2014 16:55	28.74	82.6	**5.38**	2.1	SR5	12/10/2014 22:55	28.65	75.5	**4.90**	5.5
SR5	12/10/2014 5:00	28.45	80.3	**5.28**	5.5	SR5	12/10/2014 11:00	28.60	76.7	**5.00**	4.9	SR5	12/10/2014 17:00	28.76	83.9	5.46	2.1	SR5	12/10/2014 23:00	28.65	75.5	**4.90**	5.9
SR5	12/10/2014 5:05	28.42	79.9	**5.26**	5.5	SR5	12/10/2014 11:05	28.61	76.5	**4.99**	5.1	SR5	12/10/2014 17:05	28.76	85.5	5.57	2.1	SR5	12/10/2014 23:05	28.65	75.7	**4.91**	6.3
SR5	12/10/2014 5:10	28.46	79.9	**5.25**	6.3	SR5	12/10/2014 11:10	28.61	76.2	**4.97**	5.4	SR5	12/10/2014 17:10	28.74	84.2	5.49	2.5	SR5	12/10/2014 23:10	28.65	74.7	**4.85**	5.5
SR5	12/10/2014 5:15	28.48	79.8	**5.24**	7.7	SR5	12/10/2014 11:15	28.62	76.1	**4.96**	5.1	SR5	12/10/2014 17:15	28.72	83.7	5.46	3.0	SR5	12/10/2014 23:15	28.65	75.2	**4.88**	5.9
SR5	12/10/2014 5:20	28.48	79.9	**5.25**	**8.2**	SR5	12/10/2014 11:20	28.62	76.2	**4.97**	5.0	SR5	12/10/2014 17:20	28.71	83.1	5.42	3.2	SR5	12/10/2014 23:20	28.65	75.2	**4.88**	6.3
SR5	12/10/2014 5:25	28.46	80.2	**5.27**	7.0	SR5	12/10/2014 11:25	28.64	76.2	**4.96**	5.6	SR5	12/10/2014 17:25	28.72	83.5	5.45	2.8	SR5	12/10/2014 23:25	28.65	75.1	**4.87**	5.8
SR5	12/10/2014 5:30	28.46	79.8	**5.25**	7.0	SR5	12/10/2014 11:30	28.63	76.0	**4.95**	5.1	SR5	12/10/2014 17:30	28.72	83.5	5.45	2.9	SR5	12/10/2014 23:30	28.65	74.7	**4.85**	5.8
SR5	12/10/2014 5:35	28.47	80.1	**5.27**	**8.0**	SR5	12/10/2014 11:35	28.62	76.0	**4.95**	5.7	SR5	12/10/2014 17:35	28.73	82.9	5.41	3.2	SR5	12/10/2014 23:35	28.65	74.5	**4.83**	5.6
SR5	12/10/2014 5:40	28.47	79.9	**5.25**	**8.1**	SR5	12/10/2014 11:40	28.62	76.0	**4.95**	5.1	SR5	12/10/2014 17:40	28.73	82.8	5.40	3.3	SR5	12/10/2014 23:40	28.65	74.5	**4.83**	5.8
SR5	12/10/2014 5:45	28.46	79.7	**5.24**	6.3	SR5	12/10/2014 11:45	28.63	75.9	**4.94**	5.2	SR5	12/10/2014 17:45	28.72	82.9	5.41	3.6	SR5	12/10/2014 23:45	28.65	75.1	**4.87**	6.0
SR5	12/10/2014 5:50	28.46	80.1	**5.27**	6.9	SR5	12/10/2014 11:50	28.63	75.8	**4.93**	5.9	SR5	12/10/2014 17:50	28.71	82.5	**5.38**	3.7	SR5	12/10/2014 23:50	28.65	74.5	**4.83**	6.1
SR5	12/10/2014 5:55	28.48	79.9	**5.26**	7.0	SR5	12/10/2014 11:55	28.64	76.0	**4.95**	6.0	SR5	12/10/2014 17:55	28.73	83.4	5.44	2.8	SR5	12/10/2014 23:55	28.65	75.8	**4.91**	5.8

Station	Timestamp	Temp (°C)	DO (%)	DO (mg/L)	Tur (NTU)	Station	Timestamp	Temp (°C)	DO (%)	DO (mg/L)	Tur (NTU)	Station	Timestamp	Temp (°C)	DO (%)	DO (mg/L)	Tur (NTU)	Station	Timestamp	Temp (°C)	DO (%)	DO (mg/L)	Tur (NTU)
SR9	12/10/2014 0:00	28.14	92.0	**5.96**	3.5	SR9	12/10/2014 6:00	28.03	85.7	**5.59**	4.3	SR9	12/10/2014 12:00	28.11	85.8	**5.57**	**6.2**	SR9	12/10/2014 18:00	28.38	97.3	6.29	3.9
SR9	12/10/2014 0:05	28.16	94.2	6.10	3.3	SR9	12/10/2014 6:05	28.04	85.5	**5.57**	3.0	SR9	12/10/2014 12:05	28.09	85.6	**5.56**	**6.0**	SR9	12/10/2014 18:05	28.39	97.1	6.27	4.1
SR9	12/10/2014 0:10	28.17	94.5	6.11	3.1	SR9	12/10/2014 6:10	28.03	84.9	**5.54**	3.6	SR9	12/10/2014 12:10	28.13	86.1	**5.59**	**6.2**	SR9	12/10/2014 18:10	28.38	96.4	6.22	4.7
SR9	12/10/2014 0:15	28.16	93.5	6.06	3.3	SR9	12/10/2014 6:15	28.03	85.5	**5.56**	3.1	SR9	12/10/2014 12:15	28.13	84.9	**5.51**	**6.4**	SR9	12/10/2014 18:15	28.39	95.7	6.18	4.4
SR9	12/10/2014 0:20	28.16	93.2	6.03	3.2	SR9	12/10/2014 6:20	28.03	85.2	**5.55**	3.2	SR9	12/10/2014 12:20	28.10	84.6	**5.51**	**7.4**	SR9	12/10/2014 18:20	28.39	95.3	6.15	4.3
SR9	12/10/2014 0:25	28.17	93.4	6.05	3.1	SR9	12/10/2014 6:25	28.04	85.3	**5.56**	3.2	SR9	12/10/2014 12:25	28.12	85.7	**5.57**	**5.9**	SR9	12/10/2014 18:25	28.39	94.0	6.07	4.6
SR9	12/10/2014 0:30	28.19	94.3	6.10	3.5	SR9	12/10/2014 6:30	28.02	85.6	**5.56**	3.2	SR9	12/10/2014 12:30	28.14	85.9	**5.58**	**6.0**	SR9	12/10/2014 18:30	28.37	93.7	6.04	4.2
SR9	12/10/2014 0:35	28.20	94.6	6.12	3.4	SR9	12/10/2014 6:35	28.04	85.5	**5.56**	3.3	SR9	12/10/2014 12:35	28.13	85.9	**5.58**	**6.2**	SR9	12/10/2014 18:35	28.36	93.6	6.04	**4.8**
SR9	12/10/2014 0:40	28.18	94.0	6.08	3.2	SR9	12/10/2014 6:40	28.05	85.6	**5.57**	3.3	SR9	12/10/2014 12:40	28.15	85.8	**5.57**	**5.9**	SR9	12/10/2014 18:40	28.35	95.6	6.18	4.6
SR9	12/10/2014 0:45	28.21	94.3	6.10	3.2	SR9	12/10/2014 6:45	28.05	82.4	**5.35**	4.1	SR9	12/10/2014 12:45	28.15	85.8	**5.57**	**5.8**	SR9	12/10/2014 18:45	28.35	94.4	6.12	4.6
SR9	12/10/2014 0:50	28.21	93.3	6.03	3.0	SR9	12/10/2014 6:50	28.06	82.5	**5.36**	4.4	SR9	12/10/2014 12:50	28.12	85.5	**5.56**	**5.8**	SR9	12/10/2014 18:50	28.34	95.6	6.19	**4.8**
SR9	12/10/2014 0:55	28.21	93.3	6.03	3.1	SR9	12/10/2014 6:55	28.04	82.4	**5.35**	4.3	SR9	12/10/2014 12:55	28.15	86.0	**5.58**	**5.6**	SR9	12/10/2014 18:55	28.33	95.3	6.17	**5.2**
SR9	12/10/2014 1:00	28.20	93.2	6.03	3.3	SR9	12/10/2014 7:00	28.02	82.4	**5.36**	4.0	SR9	12/10/2014 13:00	28.15	85.8	**5.57**	**6.4**	SR9	12/10/2014 19:00	28.32	94.5	6.11	**5.6**
SR9	12/10/2014 1:05	28.20	93.2	6.02	3.3	SR9	12/10/2014 7:05	28.02	84.8	**5.51**	3.9	SR9	12/10/2014 13:05	28.17	86.1	**5.59**	**5.7**	SR9	12/10/2014 19:05	28.33	94.1	6.09	**5.1**
SR9	12/10/2014 1:10	28.18	92.4	5.97	3.1	SR9	12/10/2014 7:10	27.99	84.1	**5.46**	3.9	SR9	12/10/2014 13:10	28.18	86.1	**5.59**	**5.8**	SR9	12/10/2014 19:10	28.32	93.8	6.07	**5.2**
SR9	12/10/2014 1:15	28.19	92.5	5.98	3.2	SR9	12/10/2014 7:15	27.98	84.0	**5.46**	3.8	SR9	12/10/2014 13:15	28.20	86.1	**5.59**	**5.6**	SR9	12/10/2014 19:15	28.31	93.9	6.07	**4.8**
SR9	12/10/2014 1:20	28.18	91.6	**5.93**	3.1	SR9	12/10/2014 7:20	27.98	84.5	**5.49**	4.2	SR9	12/10/2014 13:20	28.21	86.7	**5.63**	**5.5**	SR9	12/10/2014 19:20	28.32	93.8	6.07	**4.8**
SR9	12/10/2014 1:25	28.18	91.8	**5.94**	3.4	SR9	12/10/2014 7:25	27.97	83.8	**5.45**	**4.9**	SR9	12/10/2014 13:25	28.23	87.1	**5.64**	**5.8**	SR9	12/10/2014 19:25	28.31	93.7	6.06	**4.9**
SR9	12/10/2014 1:30	28.16	92.0	**5.95**	3.2	SR9	12/10/2014 7:30	27.96	83.4	**5.42**	4.6	SR9	12/10/2014 13:30	28.22	88.2	**5.71**	**5.8**	SR9	12/10/2014 19:30	28.30	93.9	6.07	4.6
SR9	12/10/2014 1:35	28.17	92.4	5.97	3.2	SR9	12/10/2014 7:35	27.94	82.5	**5.37**	**5.0**	SR9	12/10/2014 13:35	28.26	87.9	**5.69**	**6.0**	SR9	12/10/2014 19:35	28.30	94.0	6.08	**4.8**
SR9	12/10/2014 1:40	28.16	92.4	5.98	3.3	SR9	12/10/2014 7:40	27.93	83.4	**5.43**	**5.2**	SR9	12/10/2014 13:40	28.27	86.8	**5.63**	**5.5**	SR9	12/10/2014 19:40	28.29	92.0	**5.95**	4.5
SR9	12/10/2014 1:45	28.17	92.1	**5.96**	3.5	SR9	12/10/2014 7:45	27.91	82.3	**5.36**	**5.8**	SR9	12/10/2014 13:45	28.30	87.7	**5.68**	**5.2**	SR9	12/10/2014 19:45	28.28	92.9	6.01	**4.9**
SR9	12/10/2014 1:50	28.16	90.8	**5.88**	3.1	SR9	12/10/2014 7:50	27.89	82.3	**5.37**	**5.5**	SR9	12/10/2014 13:50	28.29	88.5	**5.73**	**5.2**	SR9	12/10/2014 19:50	28.28	92.6	6.00	**4.8**
SR9	12/10/2014 1:55	28.17	91.0	**5.89**	3.3	SR9	12/10/2014 7:55	27.90	81.2	**5.30**	**5.8**	SR9	12/10/2014 13:55	28.29	89.2	**5.78**	**5.4**	SR9	12/10/2014 19:55	28.27	92.9	6.02	**4.8**
SR9	12/10/2014 2:00	28.14	90.3	**5.85**	3.1	SR9	12/10/2014 8:00	27.91	81.9	**5.34**	**6.4**	SR9	12/10/2014 14:00	28.30	90.2	**5.85**	**5.0**	SR9	12/10/2014 20:00	28.26	92.4	5.99	**5.0**
SR9	12/10/2014 2:05	28.14	90.1	**5.83**	3.5	SR9	12/10/2014 8:05	27.91	82.0	**5.35**	**7.0**	SR9	12/10/2014 14:05	28.31	90.4	**5.85**	**4.8**	SR9	12/10/2014 20:05	28.26	92.0	6.00	**4.8**
SR9	12/10/2014 2:10	28.12	89.8	**5.81**	3.2	SR9	12/10/2014 8:10	27.91	81.1	**5.29**	**7.7**	SR9	12/10/2014 14:10	28.32	90.9	**5.88**	**5.0**	SR9	12/10/2014 20:10	28.25	91.5	**5.92**	**5.0**
SR9	12/10/2014 2:15	28.11	90.0	**5.83**	3.2	SR9	12/10/2014 8:15	27.91	81.7	**5.32**	**7.9**	SR9	12/10/2014 14:15	28.38	92.6	5.99	**4.9**	SR9	12/10/2014 20:15	28.25	91.2	**5.92**	**5.0**
SR9	12/10/2014 2:20	28.12	90.5	**5.86**	3.4	SR9	12/10/2014 8:20	27.92	80.2	**5.22**	**12.2**	SR9	12/10/2014 14:20	28.45	96.9	6.25	3.9	SR9	12/10/2014 20:20	28.25	91.4	**5.92**	**5.0**
SR9	12/10/2014 2:25	28.11	91.2	**5.91**	3.4	SR9	12/10/2014 8:25	27.91	81.6	**5.32**	**7.6**	SR9	12/10/2014 14:25	28.44	96.0	6.18	3.9	SR9	12/10/2014 20:25	28.25	90.8	**5.88**	**5.3**
SR9	12/10/2014 2:30	28.11	90.3	**5.85**	3.5	SR9	12/10/2014 8:30	27.92	81.2	**5.29**	**9.0**	SR9	12/10/2014 14:30	28.42	95.7	6.18	4.2	SR9	12/10/2014 20:30	28.24	91.0	**5.90**	**5.0**
SR9	12/10/2014 2:35	28.10	89.8	**5.82**	3.3	SR9	12/10/2014 8:35	27.91	79.1	**5.16**	**7.8**	SR9	12/10/2014 14:35	28.45	97.0	6.27	4.2	SR9	12/10/2014 20:35	28.25	91.0	**5.90**	**5.3**
SR9	12/10/2014 2:40	28.08	89.2	**5.78**	3.2	SR9	12/10/2014 8:40	27.92	79.4	**5.18**	**9.2**	SR9	12/10/2014 14:40	28.46	97.0	6.26	**5.7**	SR9	12/10/2014 20:40	28.25	90.8	**5.88**	**4.9**
SR9	12/10/2014 2:45	28.08	89.0	**5.77**	3.2	SR9	12/10/2014 8:45	27.92	80.8	**5.27**	**10.9**	SR9	12/10/2014 14:45	28.48	98.4	6.35	4.0	SR9	12/10/2014 20:45	28.24	90.6	**5.87**	**5.2**
SR9	12/10/2014 2:50	28.08	88.8	**5.75**	3.2	SR9	12/10/2014 8:50	27.92	80.4	**5.24**	**9.7**	SR9	12/10/2014 14:50	28.47	97.9	6.32	3.9	SR9	12/10/2014 20:50	28.23	90.1	**5.84**	4.4
SR9	12/10/2014 2:55	28.08	89.6	**5.81**	3.3	SR9	12/10/2014 8:55	27.92	81.5	**5.31**	**7.1**	SR9	12/10/2014 14:55	28.48	98.0	6.33	4.1	SR9	12/10/2014 20:55	28.23	89.6	**5.81**	4.5
SR9	12/10/2014 3:00	28.07	89.3	**5.79**	3.1	SR9	12/10/2014 9:00	27.92	81.7	**5.30**	**7.2**	SR9	12/10/2014 15:00	28.48	98.4	6.35	**4.8**	SR9	12/10/2014 21:00	28.22	89.9	**5.83**	4.7
SR9	12/10/2014 3:05	28.06	89.7	**5.82**	3.1	SR9	12/10/2014 9:05	27.92	81.3	**5.29**	**8.6**	SR9	12/10/2014 15:05	28.47	97.2	6.27	3.7	SR9	12/10/2014 21:05	28.22	88.3	**5.73**	4.5
SR9	12/10/2014 3:10	28.07	89.8	**5.82**	3.1	SR9	12/10/2014 9:10	27.92	80.9	**5.26**	**6.8**	SR9	12/10/2014 15:10	28.48	97.8	6.31	4.5	SR9	12/10/2014 21:10	28.22	90.1	**5.84**	**4.9**
SR9	12/10/2014 3:15	28.08	89.3	**5.79**	3.1	SR9	12/10/2014 9:15	27.92	82.1	**5.34**	**5.7**	SR9	12/10/2014 15:15	28.47	97.2	6.27	4.5	SR9	12/10/2014 21:15	28.21	89.3	**5.78**	4.6
SR9	12/10/2014 3:20	28.07	89.0	**5.77**	3.1	SR9	12/10/2014 9:20	27.93	81.6	**5.31**	**6.6**	SR9	12/10/2014 15:20	28.47	97.5	6.28	**5.1**	SR9	12/10/2014 21:20	28.22	89.9	**5.83**	4.6
SR9	12/10/2014 3:25	28.08	89.8	**5.82**	3.3	SR9	12/10/2014 9:25	27.94	81.8	**5.32**	**6.3**	SR9	12/10/2014 15:25	28.45	96.6	6.23	**5.1**	SR9	12/10/2014 21:25	28.21	89.4	**5.87**	**4.9**
SR9	12/10/2014 3:30	28.07	89.5	**5.80**	3.1	SR9	12/10/2014 9:30	27.95	82.5	**5.36**	**6.4**	SR9	12/10/2014 15:30	28.47	96.3	6.21	4.4	SR9	12/10/2014 21:30	28.21	89.0	**5.85**	**4.9**
SR9	12/10/2014 3:35	28.09	90.2	**5.85**	3.1	SR9	12/10/2014 9:35	27.94	81.9	**5.32**	**7.9**	SR9	12/10/2014 15:35	28.48	97.3	6.27	4.6	SR9	12/10/2014 21:35	28.20	87.8	**5.76**	4.7
SR9	12/10/2014 3:40	28.09	88.7	**5.74**	3.0	SR9	12/10/2014 9:40	27.96	83.0	**5.40**	**5.7**	SR9	12/10/2014 15:40	28.47	97.2	6.26	**4.9**	SR9	12/10/2014 21:40	28.20	87.7	**5.75**	**4.8**
SR9	12/10/2014 3:45	28.10	90.0	**5.83**	3.3	SR9	12/10/2014 9:45	27.96	83.2	**5.41**	**6.5**	SR9	12/10/2014 15:45	28.47	97.1	6.25	4.5	SR9	12/10/2014 21:45	28.20	87.9	**5.77**	**4.9**
SR9	12/10/2014 3:50	28.09	89.2	**5.79**	3.0	SR9	12/10/2014 9:50	27.96	83.2	**5.42**	**5.9**	SR9	12/10/2014 15:50	28.45	97.5	6.28	4.7	SR9	12/10/2014 21:50	28.19	87.0	**5.71**	**5.2**
SR9	12/10/2014 3:55	28.10	89.4	**5.79**	3.0	SR9	12/10/2014 9:55	27.98	83.0	**5.40**	**5.6**	SR9	12/10/2014 15:55	28.44	96.9	6.24	**5.0**	SR9	12/10/2014 21:55	28.19	86.3	**5.66**	**5.3**
SR9	12/10/2014 4:00	28.10	90.5	**5.87**	3.2	SR9	12/10/2014 10:00	27.99	83.8	**5.45**	**6.4**	SR9	12/10/2014 16:00	28.44	96.4	6.21	**5.3**	SR9	12/10/2014 22:00	28.19	86.9	**5.70**	**5.0**
SR9	12/10/2014 4:05	28.10	89.9	**5.83**	2.8	SR9	12/10/2014 10:05	27.99	83.7	**5.44**	**5.9**	SR9	12/10/2014 16:05	28.44	96.1	6.19	4.5	SR9	12/10/2014 22:05	28.18	87.2	**5.72**	**5.0**
SR9	12/10/2014 4:10	28.10	86.6	**5.61**	2.7	SR9	12/10/2014 10:10	28.00	83.9	**5.47**	**5.8**	SR9	12/10/2014 16:10	28.43	96.2	6.20	**4.8**	SR9	12/10/2014 22:10	28.17	86.1	**5.65**	**4.9**
SR9	12/10/2014 4:15	28.10	89.5	**5.80**	3.0	SR9	12/10/2014 10:15	28.00	83.0	**5.39**	**5.9**	SR9	12/10/2014 16:15	28.43	97.0	6.26	4.7	SR9	12/10/2014 22:15	28.17	87.4	**5.73**	**5.4**
SR9	12/10/2014 4:20	28.09	88.9	**5.76**	2.9	SR9	12/10/2014 10:20	28.02	84.2	**5.48**	**6.3**	SR9	12/10/2014 16:20	28.42	99.8	6.44	**6.4**	SR9	12/10/2014 22:20	28.15	85.7	**5.63**	**4.9**
SR9	12/10/2014 4:25	28.08	88.3	**5.72**	3.2	SR9	12/10/2014 10:25	28.01	83.4	**5.42**	**5.7**	SR9	12/10/2014 16:25	28.43	100.5	6.49	4.3	SR9	12/10/2014 22:25	28.16	86.3	**5.67**	**5.1**
SR9	12/10/2014 4:30	28.08	86.6	**5.61**	3.5	SR9	12/10/2014 10:30	28.01	83.4	**5.42**	**5.7**	SR9	12/10/2014 16:30	28.41	100.2	6.47	4.2	SR9	12/10/2014 22:30	28.16	85.9	**5.64**	**5.2**
SR9	12/10/2014 4:35	28.07	86.8	**5.62**	3.2	SR9	12/10/2014 10:35	28.02	83.3	**5.42**	**5.7**	SR9	12/10/2014 16:35	28.42	99.6	6.42	4.6	SR9	12/10/2014 22:35	28.15	85.9	**5.63**	**5.2**
SR9	12/10/2014 4:40	28.07	84.9	**5.50**	3.1	SR9	12/10/2014 10:40	28.02	82.8	**5.39**	**6.0**	SR9	12/10/2014 16:40	28.41	99.1	6.39	4.4	SR9	12/10/2014 22:40	28.15	85.9	**5.63**	**5.0**
SR9	12/10/2014 4:45	28.07	84.8	**5.50**	3.2	SR9	12/10/2014 10:45	28.02	82.2	**5.36**	**6.2**	SR9	12/10/2014 16:45	28.42	101.5	6.55	4.6	SR9	12/10/2014 22:45	28.14	86.1	**5.66**	**5.4**
SR9	12/10/2014 4:50	28.07	84.0	**5.44**	3.0	SR9	12/10/2014 10:50	28.02	82.6	**5.37**	**6.2**	SR9	12/10/2014 16:50	28.41	99.8	6.44	4.3	SR9	12/10/2014 22:50	28.15	86.4	**5.68**	**5.9**
SR9	12/10/2014 4:55	28.07	84.5	**5.48**	3.4	SR9	12/10/2014 10:55	28.01	81.8	**5.33**	**6.2**	SR9	12/10/2014 16:55	28.41	99.4	6.42	4.6	SR9	12/10/2014 22:55	28.15	86.1	**5.67**	**6.6**
SR9	12/10/2014 5:00	28.07	84.6	**5.49**	3.3	SR9	12/10/2014 11:00	28.02	83.1	**5.42**	**6.6**	SR9	12/10/2014 17:00	28.40	97.7	6.31	4.3	SR9	12/10/2014 23:00	28.15	86.5	**5.69**	**6.2**
SR9	12/10/2014 5:05	28.07	85.2	**5.53**	3.3	SR9	12/10/2014 11:05	28.01	81.0	**5.28**	**6.0**	SR9	12/10/2014 17:05	28.41	96.3	6.21	4.7	SR9	12/10/2014 23:05	28.15	86.7	**5.71**	**6.4**
SR9	12/10/2014 5:10	28.07	85.3	**5.53**	3.3	SR9	12/10/2014 11:10	28.03	83.0	**5.41**	**6.4**	SR9	12/10/2014 17:10	28.41	96.3	6.21	4.7	SR9	12/10/2014 23:10	28.15	86.4	**5.69**	**6.6**
SR9	12/10/2014 5:15	28.06	84.7	**5.50**	3.8	SR9	12/10/2014 11:15	28.01	82.7	**5.39**	**6.4**	SR9	12/10/2014 17:15	28.41	97.4	6.28	4.5	SR9	12/10/2014 23:15	28.15	86.4	**5.69**	**7.0**
SR9	12/10/2014 5:20	28.06	84.9	**5.50**	3.3	SR9	12/10/2014 11:20	28.02	82.6	**5.39**	**7.3**	SR9	12/10/2014 17:20	28.41	98.1	6.32	4.6	SR9	12/10/2014 23:20	28.16	87.5	**5.74**	**7.3**
SR9	12/10/2014 5:25	28.07	86.1	**5.58**	3.1	SR9	12/10/2014 11:25	28.04	82.7	**5.40**	**7.3**	SR9	12/10/2014 17:25	28.40	97.9	6.32	4.6	SR9	12/10/2014 23:25	28.14	85.7	**5.63**	**6.1**
SR9	12/10/2014 5:30	28.05	85.1	**5.52**	4.2	SR9	12/10/2014 11:30	28.04	83.2	**5.42**	**7.6**	SR9	12/10/2014 17:30	28.40	98.5	6.35	3.9	SR9	12/10/2014 23:30	28.15	86.4	**5.70**	**6.3**
SR9	12/10/2014 5:35	28.04	85.1	**5.53**	3.3	SR9	12/10/2014 11:35	28.03	83.4	**5.44**	**7.6**	SR9	12/10/2014 17:35	28.41	98.7	6.37	3.9	SR9	12/10/2014 23:35	28.16	86.7	**5.72**	**7.6**
SR9	12/10/2014 5:40	28.03	85.0	**5.53**	3.5	SR9	12/10/2014 11:40	28.06	82.9	**5.39**	**7.6**	SR9	12/10/2014 17:40	28.42	99.0	6.39	4.1	SR9	12/10/2014 23:40	28.15	86.5	**5.71**	**7.1**
SR9	12/10/2014 5:45	28.03	83.3	**5.43**	3.4	SR9	12/10/2014 11:45	28.05	83.3	**5.42**	**7.4**	SR9	12/10/2014 17:45	28.41	98.8	6.38	4.0	SR9	12/10/2014 23:45	28.15	85.9	**5.67**	**7.4**
SR9	12/10/2014 5:50	28.02	84.1	**5.48**	3.3	SR9	12/10/2014 11:50	28.07	83.5	**5.43**	**7.1**	SR9	12/10/2014 17:50	28.41	98.5	6.36	4.2	SR9	12/10/2014 23:50	28.14	86.5	**5.68**	**7.3**
SR9	12/10/2014 5:55	28.04	84.5	**5.50**	3.4	SR9	12/10/2014 11:55	28.09	84.2	**5.47**	**8.2**	SR9	12/10/2014 17:55	28.40	98.5	6.36	3.9	SR9	12/10/2014 23:55	28.15	86.0	**5.67**	**7.3**

Station	Timestamp	Temp (°C)	DO (%)	DO (mg/L)	Tur (NTU)	Station	Timestamp	Temp (°C)	DO (%)	DO (mg/L)	Tur (NTU)	Station	Timestamp	Temp (°C)	DO (%)	DO (mg/L)	Tur (NTU)	Station	Timestamp	Temp (°C)	DO (%)	DO (mg/L)	Tur (NTU)
SR10	12/10/2014 0:00	28.72	81.8	**5.28**	3.8	SR10	12/10/2014 6:00	28.56	80.3	**5.20**	**5.2**	SR10	12/10/2014 12:00	28.59	78.0	**5.06**	1.6	SR10	12/10/2014 18:00	28.71	85.5	**5.52**	4.0
SR10	12/10/2014 0:05	28.71	80.6	**5.20**	4.6	SR10	12/10/2014 6:05	28.57	80.3	**5.20**	**6.3**	SR10	12/10/2014 12:05	28.59	76.8	**4.98**	1.8	SR10	12/10/2014 18:05	28.69	85.9	**5.55**	3.0
SR10	12/10/2014 0:10	28.71	80.7	**5.21**	3.6	SR10	12/10/2014 6:10	28.56	80.4	**5.21**	**5.1**	SR10	12/10/2014 12:10	28.60	78.0	**5.05**	1.8	SR10	12/10/2014 18:10	28.70	86.2	**5.57**	3.3
SR10	12/10/2014 0:15	28.71	81.4	**5.25**	3.4	SR10	12/10/2014 6:15	28.55	80.4	**5.21**	**5.4**	SR10	12/10/2014 12:15	28.62	77.5	**5.02**	1.5	SR10	12/10/2014 18:15	28.69	86.1	**5.57**	2.7
SR10	12/10/2014 0:20	28.71	80.5	**5.19**	3.4	SR10	12/10/2014 6:20	28.50	79.6	**5.17**	3.7	SR10	12/10/2014 12:20	28.65	79.8	**5.17**	1.6	SR10	12/10/2014 18:20	28.71	85.8	**5.54**	3.3
SR10	12/10/2014 0:25	28.69	79.3	**5.12**	2.7	SR10	12/10/2014 6:25	28.51	79.7	**5.17**	4.2	SR10	12/10/2014 12:25	28.69	82.9	**5.37**	1.5	SR10	12/10/2014 18:25	28.71	85.7	**5.54**	2.7
SR10	12/10/2014 0:30	28.72	80.9	**5.22**	4.2	SR10	12/10/2014 6:30	28.49	79.2	**5.14**	3.5	SR10	12/10/2014 12:30	28.72	84.7	**5.48**	1.9	SR10	12/10/2014 18:30	28.66	86.1	**5.57**	2.4
SR10	12/10/2014 0:35	28.71	80.9	**5.22**	3.7	SR10	12/10/2014 6:35	28.48	79.1	**5.14**	3.9	SR10	12/10/2014 12:35	28.73	84.6	**5.47**	1.4	SR10	12/10/2014 18:35	28.69	85.7	**5.54**	2.8
SR10	12/10/2014 0:40	28.70	79.9	**5.15**	3.1	SR10	12/10/2014 6:40	28.50	79.2	**5.14**	3.6	SR10	12/10/2014 12:40	28.74	84.0	**5.43**	1.6	SR10	12/10/2014 18:40	28.75	85.5	**5.52**	3.4
SR10	12/10/2014 0:45	28.69	80.1	**5.17**	3.3	SR10	12/10/2014 6:45	28.50	79.1	**5.14**	3.4	SR10	12/10/2014 12:45	28.73	84.2	**5.45**	1.8	SR10	12/10/2014 18:45	28.68	85.6	**5.54**	2.3
SR10	12/10/2014 0:50	28.69	79.5	**5.13**	2.9	SR10	12/10/2014 6:50	28.48	78.9	**5.12**	3.3	SR10	12/10/2014 12:50	28.72	83.7	**5.41**	1.7	SR10	12/10/2014 18:50	28.69	84.9	**5.49**	3.1
SR10	12/10/2014 0:55	28.70	78.2	**5.05**	3.4	SR10	12/10/2014 6:55	28.49	78.6	**5.10**	3.4	SR10	12/10/2014 12:55	28.73	80.6	**5.21**	2.2	SR10	12/10/2014 18:55	28.70	83.3	**5.38**	**5.3**
SR10	12/10/2014 1:00	28.69	79.1	**5.11**	3.2	SR10	12/10/2014 7:00	28.49	77.9	**5.06**	3.3	SR10	12/10/2014 13:00	28.73	84.1	**5.44**	1.9	SR10	12/10/2014 19:00	28.70	82.3	**5.32**	3.3
SR10	12/10/2014 1:05	28.69	78.7	**5.08**	3.4	SR10	12/10/2014 7:05	28.46	78.2	**5.08**	3.2	SR10	12/10/2014 13:05	28.73	81.8	**5.29**	1.7	SR10	12/10/2014 19:05	28.68	81.0	**5.24**	2.6
SR10	12/10/2014 1:10	28.70	78.9	**5.09**	3.3	SR10	12/10/2014 7:10	28.49	75.9	**4.93**	4.5	SR10	12/10/2014 13:10	28.75	81.7	**5.29**	1.7	SR10	12/10/2014 19:10	28.66	84.7	**5.48**	2.4
SR10	12/10/2014 1:15	28.69	78.0	**5.03**	3.4	SR10	12/10/2014 7:15	28.51	74.7	**4.84**	**4.9**	SR10	12/10/2014 13:15	28.77	82.2	**5.31**	1.6	SR10	12/10/2014 19:15	28.67	83.9	**5.43**	2.5
SR10	12/10/2014 1:20	28.69	76.7	**4.95**	3.2	SR10	12/10/2014 7:20	28.53	76.7	**4.97**	**6.7**	SR10	12/10/2014 13:20	28.76	80.8	**5.23**	1.9	SR10	12/10/2014 19:20	28.68	83.5	**5.40**	2.6
SR10	12/10/2014 1:25	28.69	76.0	**4.91**	3.8	SR10	12/10/2014 7:25	28.49	78.6	**5.10**	3.6	SR10	12/10/2014 13:25	28.78	82.1	**5.31**	1.4	SR10	12/10/2014 19:25	28.68	81.8	**5.29**	2.3
SR10	12/10/2014 1:30	28.69	77.3	**4.99**	4.0	SR10	12/10/2014 7:30	28.51	80.2	**5.20**	4.1	SR10	12/10/2014 13:30	28.78	82.8	**5.35**	1.4	SR10	12/10/2014 19:30	28.67	81.6	**5.28**	2.7
SR10	12/10/2014 1:35	28.69	75.1	**4.85**	3.5	SR10	12/10/2014 7:35	28.48	79.6	**5.16**	4.2	SR10	12/10/2014 13:35	28.82	84.5	**5.46**	1.2	SR10	12/10/2014 19:35	28.67	83.1	**5.38**	2.2
SR10	12/10/2014 1:40	28.69	74.1	**4.78**	4.0	SR10	12/10/2014 7:40	28.44	80.0	**5.20**	4.5	SR10	12/10/2014 13:40	28.94	86.7	**5.59**	1.3	SR10	12/10/2014 19:40	28.69	83.0	**5.37**	2.5
SR10	12/10/2014 1:45	28.69	75.5	**4.87**	3.2	SR10	12/10/2014 7:45	28.44	79.7	**5.18**	4.0	SR10	12/10/2014 13:45	28.93	86.0	**5.54**	1.3	SR10	12/10/2014 19:45	28.71	82.7	**5.35**	2.5
SR10	12/10/2014 1:50	28.69	76.3	**4.93**	4.2	SR10	12/10/2014 7:50	28.43	79.7	**5.18**	3.1	SR10	12/10/2014 13:50	28.95	87.0	**5.61**	1.4	SR10	12/10/2014 19:50	28.68	83.7	**5.41**	2.4
SR10	12/10/2014 1:55	28.68	74.9	**4.83**	3.9	SR10	12/10/2014 7:55	28.46	79.7	**5.18**	3.3	SR10	12/10/2014 13:55	28.91	83.6	**5.39**	1.4	SR10	12/10/2014 19:55	28.63	84.1	**5.45**	2.4
SR10	12/10/2014 2:00	28.68	74.7	**4.82**	**6.0**	SR10	12/10/2014 8:00	28.44	79.5	**5.17**	2.9	SR10	12/10/2014 14:00	28.92	85.0	**5.48**	1.5	SR10	12/10/2014 20:00	28.64	83.9	**5.44**	2.4
SR10	12/10/2014 2:05	28.68	73.3	**4.73**	4.2	SR10	12/10/2014 8:05	28.45	79.8	**5.18**	2.9	SR10	12/10/2014 14:05	28.85	78.0	**5.03**	1.7	SR10	12/10/2014 20:05	28.63	83.4	**5.40**	2.2
SR10	12/10/2014 2:10	28.68	74.2	**4.79**	4.3	SR10	12/10/2014 8:10	28.43	79.9	**5.20**	2.6	SR10	12/10/2014 14:10	28.82	75.6	**4.88**	1.7	SR10	12/10/2014 20:10	28.63	83.1	**5.38**	2.4
SR10	12/10/2014 2:15	28.68	72.7	**4.69**	3.6	SR10	12/10/2014 8:15	28.44	79.8	**5.19**	3.1	SR10	12/10/2014 14:15	28.74	73.4	**4.75**	2.4	SR10	12/10/2014 20:15	28.62	82.9	**5.37**	2.3
SR10	12/10/2014 2:20	28.67	75.1	**4.85**	3.5	SR10	12/10/2014 8:20	28.44	80.2	**5.22**	2.5	SR10	12/10/2014 14:20	28.75	73.5	**4.75**	3.1	SR10	12/10/2014 20:20	28.62	83.1	**5.38**	2.4
SR10	12/10/2014 2:25	28.67	74.3	**4.80**	3.8	SR10	12/10/2014 8:25	28.43	80.4	**5.23**	2.5	SR10	12/10/2014 14:25	28.73	72.9	**4.71**	2.4	SR10	12/10/2014 20:25	28.62	82.8	**5.36**	2.5
SR10	12/10/2014 2:30	28.67	75.3	**4.86**	3.6	SR10	12/10/2014 8:30	28.46	80.0	**5.20**	2.8	SR10	12/10/2014 14:30	28.74	74.5	**4.82**	2.5	SR10	12/10/2014 20:30	28.61	82.5	**5.34**	2.3
SR10	12/10/2014 2:35	28.67	74.7	**4.82**	3.9	SR10	12/10/2014 8:35	28.46	80.3	**5.22**	2.7	SR10	12/10/2014 14:35	28.71	74.8	**4.83**	2.9	SR10	12/10/2014 20:35	28.58	82.7	**5.36**	2.4
SR10	12/10/2014 2:40	28.68	75.5	**4.87**	3.8	SR10	12/10/2014 8:40	28.48	80.6	**5.23**	3.0	SR10	12/10/2014 14:40	28.72	74.3	**4.80**	2.9	SR10	12/10/2014 20:40	28.59	81.4	**5.28**	2.4
SR10	12/10/2014 2:45	28.66	73.8	**4.76**	3.6	SR10	12/10/2014 8:45	28.47	80.5	**5.23**	3.0	SR10	12/10/2014 14:45	28.69	74.1	**4.79**	3.2	SR10	12/10/2014 20:45	28.60	81.8	**5.30**	2.3
SR10	12/10/2014 2:50	28.66	74.7	**4.83**	3.4	SR10	12/10/2014 8:50	28.46	80.6	**5.24**	2.8	SR10	12/10/2014 14:50	28.68	78.5	**5.07**	3.4	SR10	12/10/2014 20:50	28.60	80.6	**5.22**	2.5
SR10	12/10/2014 2:55	28.67	69.8	**4.50**	3.8	SR10	12/10/2014 8:55	28.46	80.9	**5.25**	2.8	SR10	12/10/2014 14:55	28.66	80.1	**5.18**	4.1	SR10	12/10/2014 20:55	28.58	81.5	**5.28**	2.4
SR10	12/10/2014 3:00	28.66	70.3	**4.54**	3.2	SR10	12/10/2014 9:00	28.48	80.6	**5.23**	2.8	SR10	12/10/2014 15:00	28.68	79.5	**5.14**	3.3	SR10	12/10/2014 21:00	28.57	79.8	**5.17**	2.5
SR10	12/10/2014 3:05	28.66	71.3	**4.60**	3.7	SR10	12/10/2014 9:05	28.47	78.2	**5.08**	2.6	SR10	12/10/2014 15:05	28.69	78.0	**5.04**	3.4	SR10	12/10/2014 21:05	28.58	80.1	**5.19**	2.4
SR10	12/10/2014 3:10	28.67	77.2	**4.98**	4.1	SR10	12/10/2014 9:10	28.47	77.8	**5.05**	2.7	SR10	12/10/2014 15:10	28.69	78.1	**5.05**	3.3	SR10	12/10/2014 21:10	28.57	79.9	**5.18**	2.7
SR10	12/10/2014 3:15	28.66	74.0	**4.78**	3.5	SR10	12/10/2014 9:15	28.47	76.9	**4.99**	2.7	SR10	12/10/2014 15:15	28.68	79.1	**5.11**	3.2	SR10	12/10/2014 21:15	28.55	79.9	**5.18**	2.0
SR10	12/10/2014 3:20	28.67	76.3	**4.92**	3.8	SR10	12/10/2014 9:20	28.47	76.4	**4.96**	2.9	SR10	12/10/2014 15:20	28.69	79.0	**5.10**	3.1	SR10	12/10/2014 21:20	28.53	79.1	**5.13**	2.5
SR10	12/10/2014 3:25	28.66	72.6	**4.69**	3.7	SR10	12/10/2014 9:25	28.47	76.4	**4.96**	2.6	SR10	12/10/2014 15:25	28.69	78.7	**5.08**	3.3	SR10	12/10/2014 21:25	28.54	81.4	**5.28**	1.7
SR10	12/10/2014 3:30	28.65	71.6	**4.62**	3.2	SR10	12/10/2014 9:30	28.47	78.0	**5.07**	2.5	SR10	12/10/2014 15:30	28.71	78.3	**5.06**	3.4	SR10	12/10/2014 21:30	28.54	79.7	**5.17**	2.1
SR10	12/10/2014 3:35	28.64	75.4	**4.87**	3.6	SR10	12/10/2014 9:35	28.47	77.5	**5.03**	2.4	SR10	12/10/2014 15:35	28.71	79.0	**5.10**	3.5	SR10	12/10/2014 21:35	28.56	77.9	**5.05**	2.2
SR10	12/10/2014 3:40	28.64	78.1	**5.05**	**7.3**	SR10	12/10/2014 9:40	28.46	77.0	**5.00**	2.7	SR10	12/10/2014 15:40	28.69	80.5	**5.20**	3.9	SR10	12/10/2014 21:40	28.57	77.3	**5.01**	2.2
SR10	12/10/2014 3:45	28.66	80.6	**5.20**	3.6	SR10	12/10/2014 9:45	28.47	75.0	**4.87**	2.4	SR10	12/10/2014 15:45	28.71	79.3	**5.12**	3.2	SR10	12/10/2014 21:45	28.53	77.8	**5.04**	2.0
SR10	12/10/2014 3:50	28.64	79.1	**5.11**	3.0	SR10	12/10/2014 9:50	28.47	74.1	**4.81**	2.3	SR10	12/10/2014 15:50	28.70	82.3	**5.32**	3.5	SR10	12/10/2014 21:50	28.56	77.7	**5.04**	2.1
SR10	12/10/2014 3:55	28.65	79.7	**5.14**	**8.4**	SR10	12/10/2014 9:55	28.47	74.0	**4.81**	2.4	SR10	12/10/2014 15:55	28.70	82.4	**5.33**	2.9	SR10	12/10/2014 21:55	28.57	78.5	**5.09**	2.3
SR10	12/10/2014 4:00	28.64	80.0	**5.17**	2.9	SR10	12/10/2014 10:00	28.47	73.8	**4.79**	2.4	SR10	12/10/2014 16:00	28.71	83.1	**5.37**	2.9	SR10	12/10/2014 22:00	28.58	77.8	**5.04**	2.3
SR10	12/10/2014 4:05	28.64	80.5	**5.20**	2.8	SR10	12/10/2014 10:05	28.47	77.9	**5.06**	2.1	SR10	12/10/2014 16:05	28.72	82.9	**5.36**	2.6	SR10	12/10/2014 22:05	28.59	77.4	**5.01**	2.8
SR10	12/10/2014 4:10	28.71	82.4	**5.32**	**15.2**	SR10	12/10/2014 10:10	28.47	77.1	**5.01**	2.2	SR10	12/10/2014 16:10	28.74	84.3	**5.45**	2.2	SR10	12/10/2014 22:10	28.59	76.0	**4.92**	2.9
SR10	12/10/2014 4:15	28.73	82.6	**5.33**	3.8	SR10	12/10/2014 10:15	28.48	77.0	**5.00**	2.2	SR10	12/10/2014 16:15	28.75	84.1	**5.43**	2.5	SR10	12/10/2014 22:15	28.60	75.7	**4.90**	2.8
SR10	12/10/2014 4:20	28.72	82.8	**5.34**	3.7	SR10	12/10/2014 10:20	28.48	76.4	**4.96**	2.3	SR10	12/10/2014 16:20	28.80	85.7	**5.52**	2.6	SR10	12/10/2014 22:20	28.59	75.3	**4.88**	2.5
SR10	12/10/2014 4:25	28.75	83.5	**5.38**	4.7	SR10	12/10/2014 10:25	28.49	79.4	**5.16**	2.2	SR10	12/10/2014 16:25	28.82	85.6	**5.52**	2.4	SR10	12/10/2014 22:25	28.57	75.5	**4.89**	2.3
SR10	12/10/2014 4:30	28.75	83.7	**5.39**	3.8	SR10	12/10/2014 10:30	28.50	80.0	**5.19**	2.1	SR10	12/10/2014 16:30	28.78	84.8	**5.47**	3.1	SR10	12/10/2014 22:30	28.63	80.6	**5.21**	3.1
SR10	12/10/2014 4:35	28.73	83.7	**5.40**	**5.3**	SR10	12/10/2014 10:35	28.50	80.0	**5.19**	2.1	SR10	12/10/2014 16:35	28.82	85.6	**5.52**	2.8	SR10	12/10/2014 22:35	28.63	81.4	**5.26**	3.7
SR10	12/10/2014 4:40	28.60	81.9	**5.30**	**5.2**	SR10	12/10/2014 10:40	28.51	80.7	**5.24**	2.5	SR10	12/10/2014 16:40	28.87	86.3	**5.56**	3.0	SR10	12/10/2014 22:40	28.64	80.7	**5.22**	3.5
SR10	12/10/2014 4:45	28.62	81.8	**5.29**	**6.2**	SR10	12/10/2014 10:45	28.51	80.9	**5.25**	1.9	SR10	12/10/2014 16:45	28.87	86.3	**5.56**	2.3	SR10	12/10/2014 22:45	28.63	80.9	**5.24**	3.4
SR10	12/10/2014 4:50	28.60	81.6	**5.28**	**5.4**	SR10	12/10/2014 10:50	28.50	79.9	**5.18**	1.8	SR10	12/10/2014 16:50	28.86	86.6	**5.58**	2.3	SR10	12/10/2014 22:50	28.63	80.9	**5.23**	3.2
SR10	12/10/2014 4:55	28.60	81.3	**5.26**	**6.1**	SR10	12/10/2014 10:55	28.52	81.9	**5.31**	1.8	SR10	12/10/2014 16:55	28.82	86.0	**5.55**	1.9	SR10	12/10/2014 22:55	28.61	80.2	**5.19**	3.1
SR10	12/10/2014 5:00	28.58	80.8	**5.23**	**6.2**	SR10	12/10/2014 11:00	28.52	81.1	**5.27**	1.8	SR10	12/10/2014 17:00	28.85	86.9	**5.60**	2.1	SR10	12/10/2014 23:00	28.61	80.6	**5.22**	3.1
SR10	12/10/2014 5:05	28.55	80.5	**5.21**	**7.7**	SR10	12/10/2014 11:05	28.51	77.3	**5.02**	2.1	SR10	12/10/2014 17:05	28.85	86.9	**5.60**	2.5	SR10	12/10/2014 23:05	28.59	81.2	**5.25**	3.3
SR10	12/10/2014 5:10	28.56	80.3	**5.20**	**5.9**	SR10	12/10/2014 11:10	28.51	77.8	**5.05**	2.0	SR10	12/10/2014 17:10	28.85	87.5	**5.64**	2.3	SR10	12/10/2014 23:10	28.57	81.5	**5.28**	3.2
SR10	12/10/2014 5:15	28.57	80.4	**5.21**	**5.2**	SR10	12/10/2014 11:15	28.53	78.7	**5.11**	2.0	SR10	12/10/2014 17:15	28.87	87.1	**5.61**	1.7	SR10	12/10/2014 23:15	28.59	80.5	**5.21**	3.4
SR10	12/10/2014 5:20	28.54	80.3	**5.21**	**5.4**	SR10	12/10/2014 11:20	28.54	79.8	**5.18**	1.7	SR10	12/10/2014 17:20	28.88	87.9	**5.67**	1.8	SR10	12/10/2014 23:20	28.57	81.1	**5.25**	2.9
SR10	12/10/2014 5:25	28.55	80.0	**5.18**	**11.4**	SR10	12/10/2014 11:25	28.54	80.7	**5.24**	1.8	SR10	12/10/2014 17:25	28.88	86.8	**5.59**	2.0	SR10	12/10/2014 23:25	28.54	82.5	**5.35**	3.0
SR10	12/10/2014 5:30	28.56	80.1	**5.19**	**9.2**	SR10	12/10/2014 11:30	28.54	79.6	**5.17**	1.7	SR10	12/10/2014 17:30	28.89	87.2	**5.62**	1.8	SR10	12/10/2014 23:30	28.56	82.6	**5.35**	3.5
SR10	12/10/2014 5:35	28.55	80.1	**5.19**	**12.5**	SR10	12/10/2014 11:35	28.54	78.1	**5.07**	1.9	SR10	12/10/2014 17:35	28.89	86.7	**5.59**	1.9	SR10	12/10/2014 23:35	28.55	83.5	**5.41**	3.3
SR10	12/10/2014 5:40	28.56	80.0	**5.19**	**9.9**	SR10	12/10/2014 11:40	28.56	79.1	**5.13**	1.8	SR10	12/10/2014 17:40	28.85	86.4	**5.57**	2.4	SR10	12/10/2014 23:40	28.56	83.5	**5.41**	3.5
SR10	12/10/2014 5:45	28.56	80.1	**5.19**	**8.5**	SR10	12/10/2014 11:45	28.60	81.8	**5.30**	1.4	SR10	12/10/2014 17:45	28.83	85.3	**5.50**	2.9	SR10	12/10/2014 23:45	28.58	83.5	**5.41**	3.6
SR10	12/10/2014 5:50	28.56	80.2	**5.20**	**6.4**	SR10	12/10/2014 11:50	28.59	80.1	**5.19**	1.6	SR10	12/10/2014 17:50	28.75	85.2	**5.50**	3.6	SR10	12/10/2014 23:50	28.60	83.5	**5.40**	4.3
SR10	12/10/2014 5:55	28.55	80.4	**5.21**	**5.3**	SR10	12/10/2014 11:55	28.59	80.2	**5.20**	1.6	SR10	12/10/2014 17:55	28.75	86.2	**5.56**	3.6	SR10	12/10/2014 23:55	28.56	83.5	**5.41**	3.6

Station	Timestamp	Temp (°C)	DO (%)	DO (mg/L)	Tur (NTU)	Station	Timestamp	Temp (°C)	DO (%)	DO (mg/L)	Tur (NTU)	Station	Timestamp	Temp (°C)	DO (%)	DO (mg/L)	Tur (NTU)	Station	Timestamp	Temp (°C)	DO (%)	DO (mg/L)	Tur (NTU)
SR11	12/10/2014 0:00	28.77	80.2	**5.24**	1.9	SR11	12/10/2014 6:00	28.62	65.5	**4.30**	2.0	SR11	12/10/2014 12:00	28.69	83.6	**5.49**	3.0	SR11	12/10/2014 18:00	28.80	71.7	**4.71**	1.1
SR11	12/10/2014 0:05	28.74	81.7	**5.35**	2.8	SR11	12/10/2014 6:05	28.58	69.6	**4.57**	1.1	SR11	12/10/2014 12:05	28.73	84.0	**5.52**	3.0	SR11	12/10/2014 18:05	28.81	74.5	**4.88**	1.6
SR11	12/10/2014 0:10	28.77	79.7	**5.21**	1.9	SR11	12/10/2014 6:10	28.62	66.8	**4.38**	1.6	SR11	12/10/2014 12:10	28.75	83.9	**5.51**	3.4	SR11	12/10/2014 18:10	28.81	72.4	**4.75**	1.4
SR11	12/10/2014 0:15	28.74	81.4	**5.32**	1.6	SR11	12/10/2014 6:15	28.60	68.5	**4.49**	1.3	SR11	12/10/2014 12:15	28.74	83.7	**5.50**	2.2	SR11	12/10/2014 18:15	28.79	70.8	**4.64**	1.7
SR11	12/10/2014 0:20	28.78	81.3	**5.32**	2.1	SR11	12/10/2014 6:20	28.60	69.0	**4.53**	1.9	SR11	12/10/2014 12:20	28.73	84.0	**5.52**	4.0	SR11	12/10/2014 18:20	28.83	75.5	**4.95**	0.6
SR11	12/10/2014 0:25	28.76	81.3	**5.31**	2.0	SR11	12/10/2014 6:25	28.57	69.2	**4.55**	1.1	SR11	12/10/2014 12:25	28.76	84.2	**5.53**	1.8	SR11	12/10/2014 18:25	28.79	70.6	**4.63**	1.7
SR11	12/10/2014 0:30	28.75	82.8	**5.42**	1.9	SR11	12/10/2014 6:30	28.57	71.4	**4.69**	1.2	SR11	12/10/2014 12:30	28.78	84.0	**5.51**	1.9	SR11	12/10/2014 18:30	28.84	75.7	**4.96**	0.9
SR11	12/10/2014 0:35	28.76	83.0	**5.43**	2.1	SR11	12/10/2014 6:35	28.59	69.0	**4.53**	1.8	SR11	12/10/2014 12:35	28.88	84.1	**5.51**	2.3	SR11	12/10/2014 18:35	28.80	72.0	**4.72**	1.4
SR11	12/10/2014 0:40	28.76	80.5	**5.27**	2.3	SR11	12/10/2014 6:40	28.59	70.1	**4.60**	1.0	SR11	12/10/2014 12:40	28.86	84.4	**5.53**	1.8	SR11	12/10/2014 18:40	28.83	74.0	**4.85**	1.3
SR11	12/10/2014 0:45	28.79	77.8	**5.09**	2.4	SR11	12/10/2014 6:45	28.59	69.6	**4.57**	1.0	SR11	12/10/2014 12:45	28.86	84.6	**5.54**	2.7	SR11	12/10/2014 18:45	28.83	72.3	**4.73**	1.1
SR11	12/10/2014 0:50	28.76	79.4	**5.19**	2.2	SR11	12/10/2014 6:50	28.57	68.4	**4.49**	1.1	SR11	12/10/2014 12:50	28.90	84.9	**5.56**	2.0	SR11	12/10/2014 18:50	28.81	70.0	**4.59**	1.4
SR11	12/10/2014 0:55	28.75	81.6	**5.33**	1.9	SR11	12/10/2014 6:55	28.59	69.8	**4.58**	1.1	SR11	12/10/2014 12:55	28.78	84.8	**5.57**	1.7	SR11	12/10/2014 18:55	28.81	69.8	**4.58**	1.2
SR11	12/10/2014 1:00	28.75	81.5	**5.33**	2.0	SR11	12/10/2014 7:00	28.58	69.4	**4.56**	1.1	SR11	12/10/2014 13:00	29.02	84.6	**5.53**	1.4	SR11	12/10/2014 19:00	28.82	72.6	**4.76**	0.8
SR11	12/10/2014 1:05	28.76	77.2	**5.04**	2.2	SR11	12/10/2014 7:05	28.60	70.1	**4.60**	1.0	SR11	12/10/2014 13:05	29.01	85.4	**5.58**	1.7	SR11	12/10/2014 19:05	28.81	70.3	**4.61**	1.1
SR11	12/10/2014 1:10	28.76	76.8	**5.02**	2.2	SR11	12/10/2014 7:10	28.58	69.1	**4.53**	1.4	SR11	12/10/2014 13:10	29.05	85.0	**5.55**	2.1	SR11	12/10/2014 19:10	28.84	74.3	**4.87**	0.6
SR11	12/10/2014 1:15	28.77	75.1	**4.91**	2.4	SR11	12/10/2014 7:15	28.60	68.7	**4.51**	1.9	SR11	12/10/2014 13:15	29.02	84.6	**5.53**	1.6	SR11	12/10/2014 19:15	28.82	70.7	**4.63**	1.3
SR11	12/10/2014 1:20	28.77	68.3	**4.47**	3.1	SR11	12/10/2014 7:20	28.58	68.4	**4.49**	1.2	SR11	12/10/2014 13:20	29.04	85.2	**5.57**	1.8	SR11	12/10/2014 19:20	28.81	69.9	**4.58**	1.3
SR11	12/10/2014 1:25	28.76	64.7	**4.23**	2.9	SR11	12/10/2014 7:25	28.61	69.3	**4.55**	1.2	SR11	12/10/2014 13:25	28.99	85.0	**5.56**	1.5	SR11	12/10/2014 19:25	28.82	69.9	**4.58**	1.4
SR11	12/10/2014 1:30	28.76	63.7	**4.17**	3.1	SR11	12/10/2014 7:30	28.57	68.7	**4.51**	0.8	SR11	12/10/2014 13:30	29.24	85.8	**5.59**	1.3	SR11	12/10/2014 19:30	28.81	68.0	**4.46**	1.1
SR11	12/10/2014 1:35	28.75	65.1	**4.26**	3.6	SR11	12/10/2014 7:35	28.57	68.0	**4.46**	1.0	SR11	12/10/2014 13:35	29.08	85.3	**5.57**	1.5	SR11	12/10/2014 19:35	28.81	69.4	**4.55**	1.2
SR11	12/10/2014 1:40	28.75	66.4	**4.34**	3.1	SR11	12/10/2014 7:40	28.59	68.1	**4.47**	1.2	SR11	12/10/2014 13:40	29.00	86.0	**5.63**	1.9	SR11	12/10/2014 19:40	28.80	69.4	**4.54**	2.3
SR11	12/10/2014 1:45	28.74	69.1	**4.52**	1.7	SR11	12/10/2014 7:45	28.59	69.4	**4.55**	0.9	SR11	12/10/2014 13:45	29.12	85.7	**5.59**	1.5	SR11	12/10/2014 19:45	28.82	70.1	**4.59**	0.9
SR11	12/10/2014 1:50	28.74	68.9	**4.50**	1.9	SR11	12/10/2014 7:50	28.58	68.3	**4.47**	1.2	SR11	12/10/2014 13:50	28.78	85.3	**5.60**	2.1	SR11	12/10/2014 19:50	28.81	68.6	**4.50**	0.7
SR11	12/10/2014 1:55	28.74	66.3	**4.34**	2.6	SR11	12/10/2014 7:55	28.58	64.7	**4.25**	1.7	SR11	12/10/2014 13:55	28.84	85.0	**5.57**	2.0	SR11	12/10/2014 19:55	28.81	68.4	**4.48**	1.3
SR11	12/10/2014 2:00	28.73	63.0	**4.12**	2.5	SR11	12/10/2014 8:00	28.58	69.9	**4.59**	0.9	SR11	12/10/2014 14:00	28.80	84.7	**5.56**	1.9	SR11	12/10/2014 20:00	28.82	68.1	**4.46**	0.6
SR11	12/10/2014 2:05	28.73	67.0	**4.38**	2.3	SR11	12/10/2014 8:05	28.58	65.6	**4.30**	1.2	SR11	12/10/2014 14:05	28.79	85.4	**5.60**	1.8	SR11	12/10/2014 20:05	28.81	68.5	**4.49**	1.1
SR11	12/10/2014 2:10	28.73	63.7	**4.17**	2.4	SR11	12/10/2014 8:10	28.58	67.7	**4.44**	1.4	SR11	12/10/2014 14:10	28.75	80.3	**5.27**	2.2	SR11	12/10/2014 20:10	28.83	67.2	**4.40**	0.5
SR11	12/10/2014 2:15	28.73	67.7	**4.43**	1.5	SR11	12/10/2014 8:15	28.58	68.1	**4.46**	1.1	SR11	12/10/2014 14:15	28.78	77.8	**5.10**	2.5	SR11	12/10/2014 20:15	28.81	68.9	**4.52**	1.1
SR11	12/10/2014 2:20	28.73	66.6	**4.35**	1.1	SR11	12/10/2014 8:20	28.58	68.8	**4.52**	1.3	SR11	12/10/2014 14:20	28.80	77.1	**5.06**	3.2	SR11	12/10/2014 20:20	28.81	69.1	**4.53**	1.2
SR11	12/10/2014 2:25	28.72	67.8	**4.44**	1.1	SR11	12/10/2014 8:25	28.57	69.3	**4.55**	0.8	SR11	12/10/2014 14:25	28.82	70.9	**4.65**	**4.8**	SR11	12/10/2014 20:25	28.79	72.5	**4.75**	2.0
SR11	12/10/2014 2:30	28.72	68.4	**4.47**	1.0	SR11	12/10/2014 8:30	28.58	66.9	**4.39**	1.7	SR11	12/10/2014 14:30	28.81	71.3	**4.67**	3.7	SR11	12/10/2014 20:30	28.79	72.4	**4.75**	2.3
SR11	12/10/2014 2:35	28.72	68.4	**4.48**	1.2	SR11	12/10/2014 8:35	28.60	64.4	**4.23**	2.7	SR11	12/10/2014 14:35	28.83	74.7	**4.90**	**6.3**	SR11	12/10/2014 20:35	28.79	69.8	**4.57**	1.7
SR11	12/10/2014 2:40	28.71	65.5	**4.29**	1.1	SR11	12/10/2014 8:40	28.58	67.8	**4.45**	1.3	SR11	12/10/2014 14:40	28.82	73.0	**4.79**	2.2	SR11	12/10/2014 20:40	28.78	67.7	**4.43**	2.5
SR11	12/10/2014 2:45	28.71	64.6	**4.23**	1.7	SR11	12/10/2014 8:45	28.61	65.3	**4.28**	3.5	SR11	12/10/2014 14:45	28.88	76.1	**4.99**	3.7	SR11	12/10/2014 20:45	28.78	67.5	**4.43**	1.4
SR11	12/10/2014 2:50	28.71	64.9	**4.24**	1.4	SR11	12/10/2014 8:50	28.59	67.3	**4.42**	1.7	SR11	12/10/2014 14:50	28.86	73.2	**4.79**	2.1	SR11	12/10/2014 20:50	28.78	66.9	**4.38**	1.6
SR11	12/10/2014 2:55	28.73	69.5	**4.55**	2.0	SR11	12/10/2014 8:55	28.59	66.6	**4.37**	1.5	SR11	12/10/2014 14:55	28.85	73.4	**4.80**	2.2	SR11	12/10/2014 20:55	28.79	68.9	**4.51**	0.8
SR11	12/10/2014 3:00	28.72	66.9	**4.37**	1.0	SR11	12/10/2014 9:00	28.59	68.4	**4.49**	2.3	SR11	12/10/2014 15:00	28.88	74.2	**4.86**	2.5	SR11	12/10/2014 21:00	28.78	69.5	**4.55**	1.8
SR11	12/10/2014 3:05	28.71	64.5	**4.22**	1.5	SR11	12/10/2014 9:05	28.61	67.6	**4.44**	4.1	SR11	12/10/2014 15:05	28.91	73.0	**4.78**	1.6	SR11	12/10/2014 21:05	28.79	68.1	**4.47**	1.2
SR11	12/10/2014 3:10	28.71	65.1	**4.26**	1.3	SR11	12/10/2014 9:10	28.63	67.4	**4.42**	**6.7**	SR11	12/10/2014 15:10	28.91	74.4	**4.87**	1.6	SR11	12/10/2014 21:10	28.78	69.3	**4.54**	2.7
SR11	12/10/2014 3:15	28.72	65.5	**4.29**	1.3	SR11	12/10/2014 9:15	28.57	67.8	**4.46**	2.0	SR11	12/10/2014 15:15	28.87	73.2	**4.80**	2.1	SR11	12/10/2014 21:15	28.77	69.7	**4.57**	1.7
SR11	12/10/2014 3:20	28.71	65.3	**4.28**	1.8	SR11	12/10/2014 9:20	28.57	70.9	**4.66**	1.2	SR11	12/10/2014 15:20	28.90	73.4	**4.81**	1.5	SR11	12/10/2014 21:20	28.77	71.9	**4.71**	2.4
SR11	12/10/2014 3:25	28.71	65.4	**4.28**	1.5	SR11	12/10/2014 9:25	28.56	70.6	**4.64**	1.6	SR11	12/10/2014 15:25	28.90	72.5	**4.75**	1.4	SR11	12/10/2014 21:25	28.77	67.6	**4.43**	1.8
SR11	12/10/2014 3:30	28.72	69.4	**4.54**	1.6	SR11	12/10/2014 9:30	28.62	70.4	**4.61**	4.3	SR11	12/10/2014 15:30	28.87	72.5	**4.75**	1.8	SR11	12/10/2014 21:30	28.76	66.2	**4.34**	2.5
SR11	12/10/2014 3:35	28.71	66.2	**4.34**	1.4	SR11	12/10/2014 9:35	28.60	69.9	**4.59**	2.5	SR11	12/10/2014 15:35	28.89	72.4	**4.74**	1.5	SR11	12/10/2014 21:35	28.76	66.1	**4.33**	1.3
SR11	12/10/2014 3:40	28.71	69.6	**4.56**	1.2	SR11	12/10/2014 9:40	28.59	71.6	**4.71**	1.9	SR11	12/10/2014 15:40	28.90	73.4	**4.81**	0.9	SR11	12/10/2014 21:40	28.75	65.8	**4.31**	1.1
SR11	12/10/2014 3:45	28.71	69.0	**4.52**	0.9	SR11	12/10/2014 9:45	28.59	80.0	**5.25**	1.9	SR11	12/10/2014 15:45	28.88	72.0	**4.72**	1.1	SR11	12/10/2014 21:45	28.71	72.3	**4.74**	1.1
SR11	12/10/2014 3:50	28.71	68.7	**4.50**	1.2	SR11	12/10/2014 9:50	28.60	80.4	**5.28**	2.0	SR11	12/10/2014 15:50	28.89	72.7	**4.76**	1.1	SR11	12/10/2014 21:50	28.71	73.3	**4.81**	1.7
SR11	12/10/2014 3:55	28.71	68.7	**4.50**	1.2	SR11	12/10/2014 9:55	28.60	80.8	**5.32**	2.7	SR11	12/10/2014 15:55	28.88	71.9	**4.71**	1.0	SR11	12/10/2014 21:55	28.71	74.3	**4.88**	1.7
SR11	12/10/2014 4:00	28.71	70.9	**4.64**	1.2	SR11	12/10/2014 10:00	28.61	82.5	**5.42**	2.3	SR11	12/10/2014 16:00	28.85	72.1	**4.73**	1.1	SR11	12/10/2014 22:00	28.69	74.4	**4.89**	1.3
SR11	12/10/2014 4:05	28.71	70.9	**4.64**	1.0	SR11	12/10/2014 10:05	28.61	82.2	**5.40**	2.2	SR11	12/10/2014 16:05	28.85	71.2	**4.66**	1.2	SR11	12/10/2014 22:05	28.68	72.7	**4.78**	1.4
SR11	12/10/2014 4:10	28.70	71.0	**4.65**	1.1	SR11	12/10/2014 10:10	28.61	82.6	**5.43**	2.3	SR11	12/10/2014 16:10	28.84	71.7	**4.70**	1.3	SR11	12/10/2014 22:10	28.67	76.0	**4.99**	1.5
SR11	12/10/2014 4:15	28.70	71.2	**4.66**	1.1	SR11	12/10/2014 10:15	28.61	82.6	**5.44**	2.1	SR11	12/10/2014 16:15	28.87	72.0	**4.72**	0.9	SR11	12/10/2014 22:15	28.64	73.3	**4.82**	1.1
SR11	12/10/2014 4:20	28.70	65.8	**4.31**	1.0	SR11	12/10/2014 10:20	28.62	82.4	**5.41**	2.2	SR11	12/10/2014 16:20	28.87	72.0	**4.72**	1.1	SR11	12/10/2014 22:20	28.74	80.0	**5.25**	2.5
SR11	12/10/2014 4:25	28.69	69.0	**4.51**	1.1	SR11	12/10/2014 10:25	28.62	81.9	**5.38**	2.2	SR11	12/10/2014 16:25	28.85	71.0	**4.66**	1.1	SR11	12/10/2014 22:25	28.68	79.1	**5.19**	1.8
SR11	12/10/2014 4:30	28.69	69.8	**4.57**	0.9	SR11	12/10/2014 10:30	28.64	83.1	**5.46**	2.2	SR11	12/10/2014 16:30	28.85	72.3	**4.74**	0.6	SR11	12/10/2014 22:30	28.67	73.9	**4.86**	1.3
SR11	12/10/2014 4:35	28.68	66.2	**4.34**	1.1	SR11	12/10/2014 10:35	28.64	82.6	**5.44**	2.2	SR11	12/10/2014 16:35	28.83	72.9	**4.78**	1.0	SR11	12/10/2014 22:35	28.66	72.2	**4.74**	1.2
SR11	12/10/2014 4:40	28.70	65.0	**4.26**	1.4	SR11	12/10/2014 10:40	28.65	82.9	**5.45**	2.4	SR11	12/10/2014 16:40	28.82	75.5	**4.95**	1.3	SR11	12/10/2014 22:40	28.65	74.1	**4.87**	1.3
SR11	12/10/2014 4:45	28.70	65.6	**4.30**	1.3	SR11	12/10/2014 10:45	28.65	83.3	**5.48**	2.5	SR11	12/10/2014 16:45	28.82	73.9	**4.85**	0.9	SR11	12/10/2014 22:45	28.65	74.1	**4.87**	1.4
SR11	12/10/2014 4:50	28.69	66.0	**4.32**	1.6	SR11	12/10/2014 10:50	28.65	83.4	**5.48**	2.8	SR11	12/10/2014 16:50	28.82	74.0	**4.85**	0.8	SR11	12/10/2014 22:50	28.66	72.4	**4.76**	1.5
SR11	12/10/2014 4:55	28.69	67.2	**4.40**	1.6	SR11	12/10/2014 10:55	28.65	83.2	**5.47**	2.5	SR11	12/10/2014 16:55	28.82	74.6	**4.89**	0.9	SR11	12/10/2014 22:55	28.68	71.3	**4.68**	1.6
SR11	12/10/2014 5:00	28.69	67.8	**4.44**	1.5	SR11	12/10/2014 11:00	28.66	83.4	**5.48**	2.5	SR11	12/10/2014 17:00	28.83	77.3	**5.07**	0.6	SR11	12/10/2014 23:00	28.67	74.9	**4.92**	1.3
SR11	12/10/2014 5:05	28.68	67.2	**4.40**	1.0	SR11	12/10/2014 11:05	28.66	83.6	**5.49**	2.1	SR11	12/10/2014 17:05	28.82	75.0	**4.92**	1.7	SR11	12/10/2014 23:05	28.65	73.3	**4.81**	1.2
SR11	12/10/2014 5:10	28.69	67.4	**4.41**	1.7	SR11	12/10/2014 11:10	28.66	83.6	**5.49**	2.1	SR11	12/10/2014 17:10	28.84	75.1	**4.93**	1.3	SR11	12/10/2014 23:10	28.65	73.8	**4.85**	1.3
SR11	12/10/2014 5:15	28.68	62.4	**4.08**	1.6	SR11	12/10/2014 11:15	28.67	83.5	**5.48**	2.5	SR11	12/10/2014 17:15	28.83	76.3	**5.00**	1.0	SR11	12/10/2014 23:15	28.64	75.2	**4.94**	1.5
SR11	12/10/2014 5:20	28.66	65.3	**4.28**	1.4	SR11	12/10/2014 11:20	28.68	83.5	**5.49**	2.4	SR11	12/10/2014 17:20	28.82	74.5	**4.89**	1.2	SR11	12/10/2014 23:20	28.66	71.7	**4.71**	1.6
SR11	12/10/2014 5:25	28.67	62.3	**4.08**	1.8	SR11	12/10/2014 11:25	28.69	83.5	**5.49**	2.7	SR11	12/10/2014 17:25	28.82	74.8	**4.91**	0.7	SR11	12/10/2014 23:25	28.64	73.3	**4.82**	1.5
SR11	12/10/2014 5:30	28.63	64.9	**4.26**	0.9	SR11	12/10/2014 11:30	28.69	83.9	**5.51**	2.2	SR11	12/10/2014 17:30	28.80	73.4	**4.81**	1.2	SR11	12/10/2014 23:30	28.64	70.7	**4.65**	1.8
SR11	12/10/2014 5:35	28.63	64.7	**4.24**	0.9	SR11	12/10/2014 11:35	28.70	83.9	**5.51**	2.4	SR11	12/10/2014 17:35	28.81	73.9	**4.85**	0.8	SR11	12/10/2014 23:35	28.60	75.1	**4.94**	2.1
SR11	12/10/2014 5:40	28.63	64.7	**4.24**	1.2	SR11	12/10/2014 11:40	28.72	83.9	**5.51**	2.2	SR11	12/10/2014 17:40	28.81	75.3	**4.94**	0.6	SR11	12/10/2014 23:40	28.62	71.1	**4.68**	1.8
SR11	12/10/2014 5:45	28.62	63.9	**4.19**	1.5	SR11	12/10/2014 11:45	28.73	84.4	**5.54**	2.3	SR11	12/10/2014 17:45	28.80	72.3	**4.75**	1.0	SR11	12/10/2014 23:45	28.59	74.6	**4.91**	1.8
SR11	12/10/2014 5:50	28.61	63.0	**4.12**	1.7	SR11	12/10/2014 11:50	28.72	84.5	**5.55**	**8.7**	SR11	12/10/2014 17:50	28.81	73.7	**4.84**	0.7	SR11	12/10/2014 23:50	28.59	74.5	**4.90**	1.9
SR11	12/10/2014 5:55	28.59	69.3	**4.54**	1.2	SR11	12/10/2014 11:55	28.73	84.3	**5.54**	3.0	SR11	12/10/2014 17:55	28.79	71.4	**4.69**	0.9	SR11	12/10/2014 23:55	28.60	74.7	**4.91**	1.9

Station	Timestamp	Temp (°C)	DO (%)	DO (mg/L)	Tur (NTU)	Station	Timestamp	Temp (°C)	DO (%)	DO (mg/L)	Tur (NTU)	Station	Timestamp	Temp (°C)	DO (%)	DO (mg/L)	Tur (NTU)	Station	Timestamp	Temp (°C)	DO (%)	DO (mg/L)	Tur (NTU)
SR12	12/10/2014 0:01	28.59	68.4	4.44	4.9	SR12	12/10/2014 6:01	28.56	72.8	4.73	**12.4**	SR12	12/10/2014 12:01	28.63	67.1	4.35	6.8	SR12	12/10/2014 18:01	28.69	72.1	4.69	4.0
SR12	12/10/2014 0:06	28.60	66.8	4.34	5.5	SR12	12/10/2014 6:06	28.55	72.3	4.70	**11.9**	SR12	12/10/2014 12:06	28.64	69.9	4.54	6.6	SR12	12/10/2014 18:06	28.69	72.8	4.73	4.1
SR12	12/10/2014 0:11	28.60	66.7	4.33	6.6	SR12	12/10/2014 6:11	28.55	72.9	4.74	**10.7**	SR12	12/10/2014 12:11	28.64	69.6	4.51	7.4	SR12	12/10/2014 18:11	28.69	72.6	4.72	5.0
SR12	12/10/2014 0:16	28.60	66.0	4.28	5.4	SR12	12/10/2014 6:16	28.55	72.4	4.71	**10.1**	SR12	12/10/2014 12:16	28.65	68.2	4.42	5.3	SR12	12/10/2014 18:16	28.69	71.3	4.64	5.0
SR12	12/10/2014 0:21	28.61	65.5	4.25	5.8	SR12	12/10/2014 6:21	28.55	72.9	4.74	**10.2**	SR12	12/10/2014 12:21	28.63	66.3	4.30	**13.6**	SR12	12/10/2014 18:21	28.69	71.2	4.63	5.1
SR12	12/10/2014 0:26	28.61	65.2	4.23	5.6	SR12	12/10/2014 6:26	28.53	72.9	4.74	9.9	SR12	12/10/2014 12:26	28.73	70.5	4.57	4.7	SR12	12/10/2014 18:26	28.69	70.9	4.61	5.1
SR12	12/10/2014 0:31	28.57	67.0	4.36	4.6	SR12	12/10/2014 6:31	28.52	73.0	4.75	9.6	SR12	12/10/2014 12:31	28.72	69.3	4.49	5.3	SR12	12/10/2014 18:31	28.69	71.6	4.65	5.1
SR12	12/10/2014 0:36	28.56	67.0	4.36	4.3	SR12	12/10/2014 6:36	28.53	72.7	4.73	9.9	SR12	12/10/2014 12:36	28.76	70.5	4.57	5.7	SR12	12/10/2014 18:36	28.69	70.7	4.59	5.2
SR12	12/10/2014 0:41	28.56	67.3	4.38	4.2	SR12	12/10/2014 6:41	28.53	72.5	4.71	9.7	SR12	12/10/2014 12:41	28.75	69.2	4.48	4.6	SR12	12/10/2014 18:41	28.69	69.0	4.48	5.0
SR12	12/10/2014 0:46	28.55	69.1	4.50	3.8	SR12	12/10/2014 6:46	28.52	72.6	4.73	**11.6**	SR12	12/10/2014 12:46	28.74	68.6	4.45	4.1	SR12	12/10/2014 18:46	28.69	70.4	4.57	5.6
SR12	12/10/2014 0:51	28.58	68.6	4.46	4.1	SR12	12/10/2014 6:51	28.52	72.4	4.71	9.3	SR12	12/10/2014 12:51	28.72	68.0	4.41	4.3	SR12	12/10/2014 18:51	28.68	68.9	4.47	5.5
SR12	12/10/2014 0:56	28.58	67.5	4.39	3.9	SR12	12/10/2014 6:56	28.52	72.3	4.71	9.5	SR12	12/10/2014 12:56	28.67	67.5	4.38	5.2	SR12	12/10/2014 18:56	28.67	68.7	4.46	5.6
SR12	12/10/2014 1:01	28.59	67.1	4.37	4.9	SR12	12/10/2014 7:01	28.52	71.7	4.67	8.3	SR12	12/10/2014 13:01	28.71	68.2	4.42	4.0	SR12	12/10/2014 19:01	28.67	68.1	4.42	6.3
SR12	12/10/2014 1:06	28.59	67.5	4.39	4.3	SR12	12/10/2014 7:06	28.52	71.6	4.66	8.7	SR12	12/10/2014 13:06	28.74	67.8	4.40	4.2	SR12	12/10/2014 19:06	28.66	67.4	4.37	7.2
SR12	12/10/2014 1:11	28.59	67.6	4.39	4.3	SR12	12/10/2014 7:11	28.51	71.7	4.67	**13.2**	SR12	12/10/2014 13:11	28.73	67.8	4.39	4.5	SR12	12/10/2014 19:11	28.66	66.9	4.34	5.7
SR12	12/10/2014 1:16	28.60	67.2	4.37	4.6	SR12	12/10/2014 7:16	28.50	72.1	4.70	9.3	SR12	12/10/2014 13:16	28.70	67.5	4.38	5.0	SR12	12/10/2014 19:16	28.65	66.7	4.33	6.3
SR12	12/10/2014 1:21	28.61	67.7	4.40	5.4	SR12	12/10/2014 7:21	28.51	72.3	4.70	8.3	SR12	12/10/2014 13:21	28.70	67.1	4.35	4.5	SR12	12/10/2014 19:21	28.65	67.9	4.41	5.1
SR12	12/10/2014 1:26	28.61	67.7	4.40	5.1	SR12	12/10/2014 7:26	28.54	71.8	4.67	**13.5**	SR12	12/10/2014 13:26	28.69	67.1	4.35	4.9	SR12	12/10/2014 19:26	28.65	67.9	4.41	5.3
SR12	12/10/2014 1:31	28.61	67.6	4.40	5.3	SR12	12/10/2014 7:31	28.54	71.2	4.64	**14.2**	SR12	12/10/2014 13:31	28.68	67.2	4.36	5.0	SR12	12/10/2014 19:31	28.64	67.8	4.40	5.3
SR12	12/10/2014 1:36	28.62	67.4	4.38	5.4	SR12	12/10/2014 7:36	28.54	71.7	4.67	**12.3**	SR12	12/10/2014 13:36	28.69	66.8	4.33	4.6	SR12	12/10/2014 19:36	28.64	67.5	4.38	5.9
SR12	12/10/2014 1:41	28.62	67.2	4.37	5.3	SR12	12/10/2014 7:41	28.54	71.1	4.62	**10.6**	SR12	12/10/2014 13:41	28.71	67.4	4.37	5.5	SR12	12/10/2014 19:41	28.64	66.7	4.33	5.0
SR12	12/10/2014 1:46	28.62	67.8	4.40	6.3	SR12	12/10/2014 7:46	28.54	71.2	4.63	**10.1**	SR12	12/10/2014 13:46	28.73	69.0	4.47	5.5	SR12	12/10/2014 19:46	28.64	67.0	4.35	5.7
SR12	12/10/2014 1:51	28.62	67.7	4.40	6.2	SR12	12/10/2014 7:51	28.54	71.6	4.66	**13.1**	SR12	12/10/2014 13:51	28.74	69.6	4.51	4.4	SR12	12/10/2014 19:51	28.64	66.6	4.32	6.1
SR12	12/10/2014 1:56	28.62	67.4	4.38	6.6	SR12	12/10/2014 7:56	28.55	70.9	4.61	**12.5**	SR12	12/10/2014 13:56	28.73	69.5	4.50	4.4	SR12	12/10/2014 19:56	28.64	67.8	4.40	6.0
SR12	12/10/2014 2:01	28.62	68.4	4.45	6.5	SR12	12/10/2014 8:01	28.54	71.1	4.62	**11.7**	SR12	12/10/2014 14:01	28.69	67.9	4.41	5.8	SR12	12/10/2014 20:01	28.64	67.4	4.37	6.3
SR12	12/10/2014 2:06	28.62	68.1	4.43	5.9	SR12	12/10/2014 8:06	28.54	70.5	4.59	**11.2**	SR12	12/10/2014 14:06	28.68	67.5	4.38	7.3	SR12	12/10/2014 20:06	28.63	66.7	4.33	6.0
SR12	12/10/2014 2:11	28.61	68.5	4.46	6.0	SR12	12/10/2014 8:11	28.55	69.7	4.53	**11.8**	SR12	12/10/2014 14:11	28.79	69.7	4.52	4.6	SR12	12/10/2014 20:11	28.62	67.4	4.38	5.8
SR12	12/10/2014 2:16	28.61	68.5	4.46	5.9	SR12	12/10/2014 8:16	28.55	69.5	4.52	**11.1**	SR12	12/10/2014 14:16	28.77	70.0	4.54	4.4	SR12	12/10/2014 20:16	28.64	66.9	4.34	6.0
SR12	12/10/2014 2:21	28.61	68.3	4.44	6.1	SR12	12/10/2014 8:21	28.55	68.9	4.48	**10.7**	SR12	12/10/2014 14:21	28.77	70.0	4.54	5.4	SR12	12/10/2014 20:21	28.63	67.5	4.38	6.1
SR12	12/10/2014 2:26	28.61	68.2	4.44	7.1	SR12	12/10/2014 8:26	28.55	68.7	4.47	9.5	SR12	12/10/2014 14:26	28.77	70.1	4.54	4.9	SR12	12/10/2014 20:26	28.63	67.1	4.36	5.9
SR12	12/10/2014 2:31	28.60	69.0	4.49	7.4	SR12	12/10/2014 8:31	28.54	68.8	4.48	8.0	SR12	12/10/2014 14:31	28.76	69.6	4.51	5.4	SR12	12/10/2014 20:31	28.62	66.7	4.33	5.2
SR12	12/10/2014 2:36	28.61	68.5	4.45	8.7	SR12	12/10/2014 8:36	28.55	68.5	4.45	7.8	SR12	12/10/2014 14:36	28.76	69.2	4.49	6.1	SR12	12/10/2014 20:36	28.63	66.8	4.33	5.3
SR12	12/10/2014 2:41	28.60	68.5	4.46	6.5	SR12	12/10/2014 8:41	28.56	67.5	4.39	8.2	SR12	12/10/2014 14:41	28.75	69.3	4.49	7.5	SR12	12/10/2014 20:41	28.63	66.8	4.34	5.9
SR12	12/10/2014 2:46	28.60	68.2	4.44	7.2	SR12	12/10/2014 8:46	28.55	67.8	4.41	6.9	SR12	12/10/2014 14:46	28.74	69.5	4.50	6.2	SR12	12/10/2014 20:46	28.63	67.7	4.40	6.1
SR12	12/10/2014 2:51	28.61	69.3	4.51	8.1	SR12	12/10/2014 8:51	28.55	67.8	4.41	9.0	SR12	12/10/2014 14:51	28.74	68.9	4.47	6.0	SR12	12/10/2014 20:51	28.62	66.4	4.31	5.1
SR12	12/10/2014 2:56	28.61	69.7	4.53	8.0	SR12	12/10/2014 8:56	28.55	68.1	4.43	7.7	SR12	12/10/2014 14:56	28.71	70.2	4.56	6.4	SR12	12/10/2014 20:56	28.62	66.6	4.32	5.3
SR12	12/10/2014 3:01	28.61	69.1	4.49	7.4	SR12	12/10/2014 9:01	28.55	68.0	4.42	6.9	SR12	12/10/2014 15:01	28.69	70.2	4.55	6.7	SR12	12/10/2014 21:01	28.63	67.4	4.38	5.6
SR12	12/10/2014 3:06	28.61	69.1	4.50	6.7	SR12	12/10/2014 9:06	28.55	68.0	4.42	6.6	SR12	12/10/2014 15:06	28.68	70.1	4.55	6.7	SR12	12/10/2014 21:06	28.63	67.7	4.40	5.7
SR12	12/10/2014 3:11	28.61	69.3	4.50	7.0	SR12	12/10/2014 9:11	28.55	68.2	4.43	7.4	SR12	12/10/2014 15:11	28.68	70.1	4.55	7.1	SR12	12/10/2014 21:11	28.62	67.1	4.36	5.5
SR12	12/10/2014 3:16	28.61	69.1	4.50	8.0	SR12	12/10/2014 9:16	28.56	68.4	4.45	7.3	SR12	12/10/2014 15:16	28.67	71.6	4.65	6.6	SR12	12/10/2014 21:16	28.63	67.2	4.36	5.5
SR12	12/10/2014 3:21	28.60	69.2	4.50	7.2	SR12	12/10/2014 9:21	28.55	68.1	4.43	7.3	SR12	12/10/2014 15:21	28.67	70.6	4.58	8.6	SR12	12/10/2014 21:21	28.63	67.0	4.35	5.3
SR12	12/10/2014 3:26	28.60	69.3	4.51	8.4	SR12	12/10/2014 9:26	28.56	67.5	4.39	7.5	SR12	12/10/2014 15:26	28.68	71.0	4.61	7.3	SR12	12/10/2014 21:26	28.63	66.7	4.33	5.4
SR12	12/10/2014 3:31	28.61	69.7	4.53	9.8	SR12	12/10/2014 9:31	28.56	68.2	4.44	7.2	SR12	12/10/2014 15:31	28.65	70.7	4.60	6.2	SR12	12/10/2014 21:31	28.62	66.0	4.29	5.6
SR12	12/10/2014 3:36	28.60	68.2	4.44	7.2	SR12	12/10/2014 9:36	28.56	68.1	4.43	6.9	SR12	12/10/2014 15:36	28.67	71.0	4.61	6.7	SR12	12/10/2014 21:36	28.61	66.1	4.29	4.9
SR12	12/10/2014 3:41	28.60	68.3	4.44	**10.1**	SR12	12/10/2014 9:41	28.56	67.5	4.39	6.4	SR12	12/10/2014 15:41	28.67	70.7	4.59	6.7	SR12	12/10/2014 21:41	28.62	65.0	4.22	4.8
SR12	12/10/2014 3:46	28.59	70.9	4.61	**11.7**	SR12	12/10/2014 9:46	28.56	67.4	4.39	7.2	SR12	12/10/2014 15:46	28.67	70.5	4.58	6.2	SR12	12/10/2014 21:46	28.64	66.0	4.28	5.7
SR12	12/10/2014 3:51	28.59	71.1	4.62	**10.7**	SR12	12/10/2014 9:51	28.56	66.6	4.33	6.5	SR12	12/10/2014 15:51	28.67	70.9	4.60	6.6	SR12	12/10/2014 21:51	28.62	65.1	4.22	5.0
SR12	12/10/2014 3:56	28.58	71.2	4.63	**10.3**	SR12	12/10/2014 9:56	28.57	66.7	4.33	6.2	SR12	12/10/2014 15:56	28.68	70.7	4.59	6.8	SR12	12/10/2014 21:56	28.63	64.9	4.21	6.0
SR12	12/10/2014 4:01	28.59	71.1	4.62	**12.0**	SR12	12/10/2014 10:01	28.57	67.3	4.38	6.3	SR12	12/10/2014 16:01	28.70	71.9	4.67	6.5	SR12	12/10/2014 22:01	28.64	64.1	4.16	5.0
SR12	12/10/2014 4:06	28.58	70.9	4.61	**11.8**	SR12	12/10/2014 10:06	28.57	65.9	4.28	9.9	SR12	12/10/2014 16:06	28.69	71.3	4.63	7.0	SR12	12/10/2014 22:06	28.59	64.3	4.17	4.3
SR12	12/10/2014 4:11	28.59	70.4	4.58	**13.5**	SR12	12/10/2014 10:11	28.57	65.7	4.27	8.7	SR12	12/10/2014 16:11	28.69	71.4	4.64	6.4	SR12	12/10/2014 22:11	28.59	63.4	4.12	3.9
SR12	12/10/2014 4:16	28.57	71.4	4.64	**13.1**	SR12	12/10/2014 10:16	28.58	65.7	4.27	8.3	SR12	12/10/2014 16:16	28.69	71.4	4.64	6.5	SR12	12/10/2014 22:16	28.61	64.8	4.21	4.3
SR12	12/10/2014 4:21	28.58	70.8	4.60	**12.9**	SR12	12/10/2014 10:21	28.58	67.0	4.35	9.1	SR12	12/10/2014 16:21	28.69	71.8	4.66	6.1	SR12	12/10/2014 22:21	28.60	66.0	4.28	4.6
SR12	12/10/2014 4:26	28.58	71.4	4.64	**12.7**	SR12	12/10/2014 10:26	28.57	66.9	4.35	7.2	SR12	12/10/2014 16:26	28.69	71.5	4.65	6.4	SR12	12/10/2014 22:26	28.60	65.7	4.27	4.1
SR12	12/10/2014 4:31	28.58	71.4	4.64	**12.6**	SR12	12/10/2014 10:31	28.57	65.7	4.27	8.0	SR12	12/10/2014 16:31	28.70	72.6	4.72	5.9	SR12	12/10/2014 22:31	28.61	65.8	4.27	4.4
SR12	12/10/2014 4:36	28.57	72.3	4.70	**10.8**	SR12	12/10/2014 10:36	28.57	67.2	4.37	8.9	SR12	12/10/2014 16:36	28.69	72.9	4.73	5.7	SR12	12/10/2014 22:36	28.61	66.2	4.30	4.6
SR12	12/10/2014 4:41	28.57	72.0	4.67	**11.7**	SR12	12/10/2014 10:41	28.59	67.6	4.39	9.7	SR12	12/10/2014 16:41	28.68	71.9	4.67	6.0	SR12	12/10/2014 22:41	28.62	64.1	4.16	5.1
SR12	12/10/2014 4:46	28.57	71.1	4.62	**11.7**	SR12	12/10/2014 10:46	28.59	67.2	4.37	**11.3**	SR12	12/10/2014 16:46	28.68	71.7	4.66	6.2	SR12	12/10/2014 22:46	28.62	65.5	4.25	5.0
SR12	12/10/2014 4:51	28.57	71.9	4.67	**11.3**	SR12	12/10/2014 10:51	28.59	67.6	4.39	9.7	SR12	12/10/2014 16:51	28.72	74.3	4.82	4.5	SR12	12/10/2014 22:51	28.63	64.5	4.19	5.2
SR12	12/10/2014 4:56	28.57	72.6	4.71	**11.3**	SR12	12/10/2014 10:56	28.61	68.4	4.44	**10.4**	SR12	12/10/2014 16:56	28.71	73.2	4.75	5.1	SR12	12/10/2014 22:56	28.61	65.2	4.23	4.7
SR12	12/10/2014 5:01	28.58	71.9	4.67	**11.6**	SR12	12/10/2014 11:01	28.61	67.4	4.38	**10.0**	SR12	12/10/2014 17:01	28.71	74.0	4.81	4.9	SR12	12/10/2014 23:01	28.63	64.8	4.20	6.0
SR12	12/10/2014 5:06	28.57	72.8	4.73	**11.2**	SR12	12/10/2014 11:06	28.61	67.1	4.36	9.6	SR12	12/10/2014 17:06	28.73	74.9	4.86	4.3	SR12	12/10/2014 23:06	28.63	63.2	4.10	8.3
SR12	12/10/2014 5:11	28.57	72.3	4.70	**11.5**	SR12	12/10/2014 11:11	28.61	68.0	4.42	8.8	SR12	12/10/2014 17:11	28.72	74.5	4.84	4.7	SR12	12/10/2014 23:11	28.63	63.4	4.12	5.9
SR12	12/10/2014 5:16	28.57	72.6	4.72	**11.3**	SR12	12/10/2014 11:16	28.61	66.9	4.34	**10.9**	SR12	12/10/2014 17:16	28.71	73.6	4.78	5.2	SR12	12/10/2014 23:16	28.63	63.6	4.12	6.0
SR12	12/10/2014 5:21	28.57	72.6	4.72	**12.3**	SR12	12/10/2014 11:21	28.62	68.6	4.45	9.2	SR12	12/10/2014 17:21	28.70	73.5	4.77	5.6	SR12	12/10/2014 23:21	28.63	63.7	4.13	6.3
SR12	12/10/2014 5:26	28.56	72.4	4.70	**11.9**	SR12	12/10/2014 11:26	28.62	67.8	4.41	8.1	SR12	12/10/2014 17:26	28.69	72.9	4.74	4.9	SR12	12/10/2014 23:26	28.63	64.6	4.19	6.2
SR12	12/10/2014 5:31	28.57	72.5	4.71	**11.4**	SR12	12/10/2014 11:31	28.62	67.5	4.38	8.7	SR12	12/10/2014 17:31	28.69	73.4	4.77	4.5	SR12	12/10/2014 23:31	28.63	64.3	4.17	6.9
SR12	12/10/2014 5:36	28.57	72.6	4.72	**12.5**	SR12	12/10/2014 11:36	28.62	67.3	4.37	7.8	SR12	12/10/2014 17:36	28.72	74.3	4.83	4.5	SR12	12/10/2014 23:36	28.63	64.1	4.16	6.4
SR12	12/10/2014 5:41	28.56	73.4	4.77	**11.6**	SR12	12/10/2014 11:41	28.63	69.0	4.48	7.0	SR12	12/10/2014 17:41	28.68	73.2	4.76	5.0	SR12	12/10/2014 23:41	28.63	65.0	4.22	6.6
SR12	12/10/2014 5:46	28.56	73.2	4.76	**12.4**	SR12	12/10/2014 11:46	28.64	69.2	4.49	6.7	SR12	12/10/2014 17:46	28.68	71.8	4.67	5.0	SR12	12/10/2014 23:46	28.63	65.2	4.23	6.9
SR12	12/10/2014 5:51	28.56	72.7	4.73	**11.6**	SR12	12/10/2014 11:51	28.64	67.4	4.38	7.0	SR12	12/10/2014 17:51	28.68	71.8	4.66	5.0	SR12	12/10/2014 23:51	28.63	64.5	4.18	6.5
SR12	12/10/2014 5:56	28.55	72.9	4.74	**13.5**	SR12	12/10/2014 11:56	28.64	68.4	4.44	7.5	SR12	12/10/2014 17:56	28.65	71.6	4.66	4.0	SR12	12/10/2014 23:56	28.63	64.1	4.16	6.5

Station	Timestamp	Temp (°C)	DO (%)	DO (mg/L)	Tur (NTU)	Station	Timestamp	Temp (°C)	DO (%)	DO (mg/L)	Tur (NTU)	Station	Timestamp	Temp (°C)	DO (%)	DO (mg/L)	Tur (NTU)	Station	Timestamp	Temp (°C)	DO (%)	DO (mg/L)	Tur (NTU)
SR13	12/10/2014 0:00	28.58	66.4	**4.34**	2.1	SR13	12/10/2014 6:00	28.47	66.6	**4.85**	1.8	SR13	12/10/2014 12:00	28.50	66.2	**4.36**	3.3	SR13	12/10/2014 18:00	28.59	64.7	**4.58**	1.2
SR13	12/10/2014 0:05	28.58	66.3	**4.33**	1.7	SR13	12/10/2014 6:05	28.46	65.9	**5.11**	1.3	SR13	12/10/2014 12:05	28.51	66.1	**4.35**	3.7	SR13	12/10/2014 18:05	28.60	66.1	**4.68**	1.8
SR13	12/10/2014 0:10	28.58	66.5	**4.35**	1.7	SR13	12/10/2014 6:10	28.46	66.3	**5.14**	1.8	SR13	12/10/2014 12:10	28.50	65.6	**4.33**	2.5	SR13	12/10/2014 18:10	28.60	65.5	**4.63**	1.2
SR13	12/10/2014 0:15	28.57	67.6	**4.42**	1.8	SR13	12/10/2014 6:15	28.47	65.8	**4.70**	1.5	SR13	12/10/2014 12:15	28.49	65.4	**4.31**	1.7	SR13	12/10/2014 18:15	28.61	65.3	**4.61**	1.4
SR13	12/10/2014 0:20	28.57	66.9	**4.37**	1.5	SR13	12/10/2014 6:20	28.47	65.9	**5.11**	1.4	SR13	12/10/2014 12:20	28.47	66.4	**4.38**	2.7	SR13	12/10/2014 18:20	28.62	65.5	**4.62**	1.5
SR13	12/10/2014 0:25	28.57	67.6	**4.42**	2.0	SR13	12/10/2014 6:25	28.47	66.0	**5.02**	1.2	SR13	12/10/2014 12:25	28.52	66.6	**4.38**	3.0	SR13	12/10/2014 18:25	28.62	64.6	**4.55**	1.1
SR13	12/10/2014 0:30	28.57	67.5	**4.41**	2.1	SR13	12/10/2014 6:30	28.47	65.7	**4.68**	1.4	SR13	12/10/2014 12:30	28.52	65.8	**4.33**	3.3	SR13	12/10/2014 18:30	28.62	64.9	**4.57**	1.4
SR13	12/10/2014 0:35	28.57	67.1	**4.39**	1.6	SR13	12/10/2014 6:35	28.36	64.5	**4.61**	0.5	SR13	12/10/2014 12:35	28.52	66.1	**4.35**	3.3	SR13	12/10/2014 18:35	28.61	65.8	**4.62**	2.0
SR13	12/10/2014 0:40	28.57	66.9	**4.38**	1.6	SR13	12/10/2014 6:40	28.44	64.3	**4.59**	0.7	SR13	12/10/2014 12:40	28.55	65.5	**4.31**	2.0	SR13	12/10/2014 18:40	28.61	65.2	**4.56**	1.4
SR13	12/10/2014 0:45	28.57	66.6	**4.35**	1.3	SR13	12/10/2014 6:45	28.45	65.0	**4.63**	1.0	SR13	12/10/2014 12:45	28.60	67.4	**4.43**	2.3	SR13	12/10/2014 18:45	28.60	65.7	**4.58**	1.8
SR13	12/10/2014 0:50	28.55	67.4	**4.41**	1.4	SR13	12/10/2014 6:50	28.46	64.2	**4.58**	0.9	SR13	12/10/2014 12:50	28.58	66.2	**4.35**	2.2	SR13	12/10/2014 18:50	28.60	65.4	**4.54**	2.0
SR13	12/10/2014 0:55	28.56	68.4	**4.47**	6.0	SR13	12/10/2014 6:55	28.48	65.2	**4.65**	2.0	SR13	12/10/2014 12:55	28.56	67.1	**4.41**	2.8	SR13	12/10/2014 18:55	28.58	66.4	**4.62**	1.3
SR13	12/10/2014 1:00	28.56	68.1	**4.45**	8.0	SR13	12/10/2014 7:00	28.47	63.2	**4.51**	2.2	SR13	12/10/2014 13:00	28.56	66.7	**4.39**	2.4	SR13	12/10/2014 19:00	28.58	66.6	**4.62**	2.8
SR13	12/10/2014 1:05	28.56	67.8	**4.43**	5.5	SR13	12/10/2014 7:05	28.47	62.1	**4.44**	1.6	SR13	12/10/2014 13:05	28.55	65.7	**4.33**	1.7	SR13	12/10/2014 19:05	28.58	67.1	**4.62**	1.2
SR13	12/10/2014 1:10	28.56	67.5	**4.41**	4.8	SR13	12/10/2014 7:10	28.44	61.8	**4.42**	1.2	SR13	12/10/2014 13:10	28.54	66.3	**4.36**	2.2	SR13	12/10/2014 19:10	28.57	68.7	**4.74**	1.5
SR13	12/10/2014 1:15	28.56	67.2	**4.39**	3.5	SR13	12/10/2014 7:15	28.27	62.5	**4.49**	0.7	SR13	12/10/2014 13:15	28.53	65.9	**4.34**	2.2	SR13	12/10/2014 19:15	28.58	69.7	**4.80**	2.3
SR13	12/10/2014 1:20	28.56	66.2	**4.33**	3.2	SR13	12/10/2014 7:20	28.37	61.9	**4.44**	0.9	SR13	12/10/2014 13:20	28.51	65.7	**4.33**	1.7	SR13	12/10/2014 19:20	28.58	69.3	**4.76**	5.3
SR13	12/10/2014 1:25	28.56	66.8	**4.37**	3.7	SR13	12/10/2014 7:25	28.28	61.1	**4.39**	0.8	SR13	12/10/2014 13:25	28.50	66.0	**4.35**	2.3	SR13	12/10/2014 19:25	28.58	68.7	**4.73**	4.2
SR13	12/10/2014 1:30	28.56	66.8	**4.37**	3.0	SR13	12/10/2014 7:30	28.25	61.0	**4.38**	0.9	SR13	12/10/2014 13:30	28.51	65.6	**4.32**	2.0	SR13	12/10/2014 19:30	28.57	68.8	**4.72**	3.4
SR13	12/10/2014 1:35	28.56	66.0	**4.32**	2.7	SR13	12/10/2014 7:35	28.24	60.6	**4.36**	0.7	SR13	12/10/2014 13:35	28.55	66.0	**4.34**	2.9	SR13	12/10/2014 19:35	28.57	69.5	**4.73**	2.3
SR13	12/10/2014 1:40	28.56	65.9	**4.31**	2.3	SR13	12/10/2014 7:40	28.32	61.5	**4.42**	0.9	SR13	12/10/2014 13:40	28.52	66.0	**4.35**	2.2	SR13	12/10/2014 19:40	28.56	69.1	**4.68**	2.6
SR13	12/10/2014 1:45	28.56	66.7	**4.36**	2.5	SR13	12/10/2014 7:45	28.34	61.8	**4.43**	0.5	SR13	12/10/2014 13:45	28.53	65.3	**4.30**	3.0	SR13	12/10/2014 19:45	28.55	69.4	**4.70**	1.6
SR13	12/10/2014 1:50	28.56	68.0	**4.45**	5.6	SR13	12/10/2014 7:50	28.25	62.6	**4.50**	0.8	SR13	12/10/2014 13:50	28.52	64.9	**4.28**	3.8	SR13	12/10/2014 19:50	28.56	69.3	**4.70**	1.8
SR13	12/10/2014 1:55	28.56	67.2	**4.39**	8.2	SR13	12/10/2014 7:55	28.41	64.4	**4.62**	1.8	SR13	12/10/2014 13:55	28.53	65.1	**4.29**	5.2	SR13	12/10/2014 19:55	28.55	69.4	**4.67**	1.5
SR13	12/10/2014 2:00	28.56	66.6	**4.35**	5.7	SR13	12/10/2014 8:00	28.38	64.2	**4.60**	1.2	SR13	12/10/2014 14:00	28.53	65.2	**4.30**	4.2	SR13	12/10/2014 20:00	28.57	69.3	**4.66**	1.8
SR13	12/10/2014 2:05	28.56	66.7	**4.36**	12.2	SR13	12/10/2014 8:05	28.41	63.8	**4.57**	1.3	SR13	12/10/2014 14:05	28.55	66.2	**4.37**	5.1	SR13	12/10/2014 20:05	28.56	69.8	**4.70**	2.7
SR13	12/10/2014 2:10	28.56	65.7	**4.30**	3.7	SR13	12/10/2014 8:10	28.44	63.6	**4.55**	2.1	SR13	12/10/2014 14:10	28.56	66.1	**4.36**	3.7	SR13	12/10/2014 20:10	28.56	68.6	**4.60**	1.4
SR13	12/10/2014 2:15	28.56	64.9	**4.25**	3.0	SR13	12/10/2014 8:15	28.48	68.0	**4.86**	9.0	SR13	12/10/2014 14:15	28.55	65.6	**4.33**	3.5	SR13	12/10/2014 20:15	28.56	68.7	**4.59**	1.8
SR13	12/10/2014 2:20	28.57	64.9	**4.24**	3.6	SR13	12/10/2014 8:20	28.47	67.9	**4.85**	6.8	SR13	12/10/2014 14:20	28.55	65.4	**4.32**	2.1	SR13	12/10/2014 20:20	28.56	68.6	**4.59**	1.6
SR13	12/10/2014 2:25	28.57	64.0	**4.19**	2.7	SR13	12/10/2014 8:25	28.47	66.5	**4.75**	5.1	SR13	12/10/2014 14:25	28.57	66.0	**4.36**	2.4	SR13	12/10/2014 20:25	28.56	68.5	**4.58**	1.7
SR13	12/10/2014 2:30	28.57	65.4	**4.28**	3.3	SR13	12/10/2014 8:30	28.48	67.2	**4.79**	5.9	SR13	12/10/2014 14:30	28.52	64.2	**4.25**	2.1	SR13	12/10/2014 20:30	28.56	68.8	**4.59**	2.1
SR13	12/10/2014 2:35	28.57	65.1	**4.26**	3.4	SR13	12/10/2014 8:35	28.48	67.1	**4.78**	4.7	SR13	12/10/2014 14:35	28.51	63.9	**4.23**	2.8	SR13	12/10/2014 20:35	28.56	68.1	**4.53**	1.4
SR13	12/10/2014 2:40	28.57	64.9	**4.25**	2.8	SR13	12/10/2014 8:40	28.49	67.3	**4.80**	4.4	SR13	12/10/2014 14:40	28.52	65.6	**4.35**	1.8	SR13	12/10/2014 20:40	28.56	67.8	**4.51**	1.6
SR13	12/10/2014 2:45	28.57	65.4	**4.28**	2.6	SR13	12/10/2014 8:45	28.49	66.6	**4.74**	4.4	SR13	12/10/2014 14:45	28.52	65.5	**4.34**	2.2	SR13	12/10/2014 20:45	28.55	67.7	**4.50**	1.4
SR13	12/10/2014 2:50	28.57	65.1	**4.26**	2.1	SR13	12/10/2014 8:50	28.48	66.2	**4.72**	4.3	SR13	12/10/2014 14:50	28.54	65.7	**4.36**	6.9	SR13	12/10/2014 20:50	28.56	68.6	**4.55**	1.9
SR13	12/10/2014 2:55	28.57	64.4	**4.21**	2.5	SR13	12/10/2014 8:55	28.49	68.0	**4.84**	7.2	SR13	12/10/2014 14:55	28.54	65.4	**4.35**	1.7	SR13	12/10/2014 20:55	28.55	68.5	**4.54**	1.4
SR13	12/10/2014 3:00	28.57	63.8	**4.17**	1.8	SR13	12/10/2014 9:00	28.49	68.1	**4.84**	6.3	SR13	12/10/2014 15:00	28.54	65.1	**4.32**	1.8	SR13	12/10/2014 21:00	28.54	67.9	**4.50**	1.3
SR13	12/10/2014 3:05	28.57	63.2	**4.13**	2.2	SR13	12/10/2014 9:05	28.48	67.4	**4.78**	5.4	SR13	12/10/2014 15:05	28.58	67.8	**4.84**	4.0	SR13	12/10/2014 21:05	28.55	68.4	**4.53**	1.4
SR13	12/10/2014 3:10	28.56	60.4	**3.95**	1.9	SR13	12/10/2014 9:10	28.48	67.2	**4.76**	5.9	SR13	12/10/2014 15:10	28.57	66.6	**4.75**	5.5	SR13	12/10/2014 21:10	28.55	68.0	**4.50**	1.3
SR13	12/10/2014 3:15	28.56	60.2	**3.94**	2.0	SR13	12/10/2014 9:15	28.47	67.1	**4.75**	4.6	SR13	12/10/2014 15:15	28.57	66.8	**4.77**	4.7	SR13	12/10/2014 21:15	28.54	67.5	**4.47**	0.7
SR13	12/10/2014 3:20	28.52	61.0	**3.99**	1.1	SR13	12/10/2014 9:20	28.48	66.8	**4.71**	4.5	SR13	12/10/2014 15:20	28.56	66.3	**4.73**	3.3	SR13	12/10/2014 21:20	28.55	67.3	**4.45**	0.7
SR13	12/10/2014 3:25	28.53	61.4	**4.02**	1.6	SR13	12/10/2014 9:25	28.48	66.2	**4.67**	4.1	SR13	12/10/2014 15:25	28.56	65.9	**4.71**	4.1	SR13	12/10/2014 21:25	28.54	67.3	**4.45**	0.8
SR13	12/10/2014 3:30	28.54	60.5	**3.96**	2.1	SR13	12/10/2014 9:30	28.49	66.4	**4.66**	4.6	SR13	12/10/2014 15:30	28.56	66.0	**4.71**	4.8	SR13	12/10/2014 21:30	28.55	67.5	**4.46**	0.8
SR13	12/10/2014 3:35	28.55	61.5	**4.02**	2.6	SR13	12/10/2014 9:35	28.49	66.6	**4.63**	5.0	SR13	12/10/2014 15:35	28.56	66.1	**4.72**	4.1	SR13	12/10/2014 21:35	28.55	67.5	**4.46**	1.2
SR13	12/10/2014 3:40	28.56	63.0	**4.12**	2.2	SR13	12/10/2014 9:40	28.50	67.4	**4.64**	5.6	SR13	12/10/2014 15:40	28.56	66.0	**4.71**	4.8	SR13	12/10/2014 21:40	28.54	67.0	**4.43**	0.5
SR13	12/10/2014 3:45	28.56	62.9	**4.12**	3.0	SR13	12/10/2014 9:45	28.50	67.3	**4.56**	4.6	SR13	12/10/2014 15:45	28.51	65.1	**4.65**	2.4	SR13	12/10/2014 21:45	28.54	67.7	**4.48**	0.7
SR13	12/10/2014 3:50	28.56	63.5	**4.15**	2.8	SR13	12/10/2014 9:50	28.50	67.3	**4.56**	4.7	SR13	12/10/2014 15:50	28.55	65.1	**4.64**	2.8	SR13	12/10/2014 21:50	28.54	67.5	**4.46**	0.4
SR13	12/10/2014 3:55	28.55	64.9	**4.24**	3.6	SR13	12/10/2014 9:55	28.50	67.0	**4.51**	4.0	SR13	12/10/2014 15:55	28.57	65.4	**4.66**	2.7	SR13	12/10/2014 21:55	28.55	67.3	**4.44**	1.0
SR13	12/10/2014 4:00	28.56	66.2	**4.33**	4.4	SR13	12/10/2014 10:00	28.50	66.8	**4.50**	3.0	SR13	12/10/2014 16:00	28.59	65.8	**4.69**	3.4	SR13	12/10/2014 22:00	28.55	66.1	**4.37**	1.1
SR13	12/10/2014 4:05	28.55	66.0	**4.31**	3.8	SR13	12/10/2014 10:05	28.50	67.3	**4.49**	3.8	SR13	12/10/2014 16:05	28.59	66.1	**4.71**	2.7	SR13	12/10/2014 22:05	28.55	68.0	**4.49**	1.1
SR13	12/10/2014 4:10	28.55	66.4	**4.34**	5.2	SR13	12/10/2014 10:10	28.51	67.3	**4.51**	3.6	SR13	12/10/2014 16:10	28.60	65.9	**4.70**	2.3	SR13	12/10/2014 22:10	28.54	67.3	**4.44**	0.7
SR13	12/10/2014 4:15	28.55	65.5	**4.28**	3.0	SR13	12/10/2014 10:15	28.52	67.8	**4.52**	5.9	SR13	12/10/2014 16:15	28.56	65.5	**4.67**	2.4	SR13	12/10/2014 22:15	28.55	66.9	**4.42**	1.1
SR13	12/10/2014 4:20	28.52	62.4	**4.09**	2.4	SR13	12/10/2014 10:20	28.51	67.7	**4.49**	4.8	SR13	12/10/2014 16:20	28.63	68.9	**4.91**	1.4	SR13	12/10/2014 22:20	28.53	66.0	**4.36**	0.4
SR13	12/10/2014 4:25	28.53	62.5	**4.09**	2.8	SR13	12/10/2014 10:25	28.51	67.4	**4.48**	4.7	SR13	12/10/2014 16:25	28.62	68.9	**4.91**	1.9	SR13	12/10/2014 22:25	28.54	66.7	**4.40**	0.7
SR13	12/10/2014 4:30	28.53	62.7	**4.10**	3.2	SR13	12/10/2014 10:30	28.49	67.5	**4.49**	3.4	SR13	12/10/2014 16:30	28.64	68.8	**4.90**	1.5	SR13	12/10/2014 22:30	28.53	68.3	**4.51**	0.7
SR13	12/10/2014 4:35	28.53	62.3	**4.08**	1.9	SR13	12/10/2014 10:35	28.51	68.3	**4.53**	8.2	SR13	12/10/2014 16:35	28.62	67.7	**4.82**	1.9	SR13	12/10/2014 22:35	28.53	67.7	**4.46**	1.0
SR13	12/10/2014 4:40	28.52	62.1	**4.07**	4.5	SR13	12/10/2014 10:40	28.51	67.1	**4.45**	5.4	SR13	12/10/2014 16:40	28.61	67.2	**4.79**	1.5	SR13	12/10/2014 22:40	28.53	67.0	**4.42**	0.5
SR13	12/10/2014 4:45	28.52	61.0	**3.99**	3.7	SR13	12/10/2014 10:45	28.52	67.7	**4.49**	6.2	SR13	12/10/2014 16:45	28.62	66.8	**4.76**	1.3	SR13	12/10/2014 22:45	28.52	67.0	**4.42**	0.3
SR13	12/10/2014 4:50	28.52	59.8	**3.92**	2.6	SR13	12/10/2014 10:50	28.54	67.2	**4.45**	5.0	SR13	12/10/2014 16:50	28.62	66.8	**4.76**	1.1	SR13	12/10/2014 22:50	28.52	67.5	**4.45**	0.9
SR13	12/10/2014 4:55	28.52	59.9	**3.92**	2.1	SR13	12/10/2014 10:55	28.52	67.2	**4.45**	6.4	SR13	12/10/2014 16:55	28.64	67.4	**4.79**	1.8	SR13	12/10/2014 22:55	28.53	67.0	**4.42**	0.6
SR13	12/10/2014 5:00	28.49	59.7	**3.91**	2.4	SR13	12/10/2014 11:00	28.51	66.6	**4.40**	5.4	SR13	12/10/2014 17:00	28.60	65.7	**4.67**	2.3	SR13	12/10/2014 23:00	28.52	67.4	**4.44**	0.7
SR13	12/10/2014 5:05	28.46	60.2	**3.95**	2.7	SR13	12/10/2014 11:05	28.51	66.1	**4.37**	5.0	SR13	12/10/2014 17:05	28.62	66.4	**4.72**	1.6	SR13	12/10/2014 23:05	28.53	67.4	**4.44**	1.6
SR13	12/10/2014 5:10	28.39	62.0	**4.07**	3.5	SR13	12/10/2014 11:10	28.51	66.1	**4.37**	5.2	SR13	12/10/2014 17:10	28.64	67.4	**4.79**	2.4	SR13	12/10/2014 23:10	28.57	65.9	**4.33**	1.9
SR13	12/10/2014 5:15	28.46	69.1	5.34	7.2	SR13	12/10/2014 11:15	28.51	65.7	**4.34**	4.2	SR13	12/10/2014 17:15	28.65	67.4	**4.79**	1.4	SR13	12/10/2014 23:15	28.54	67.8	**4.46**	1.5
SR13	12/10/2014 5:20	28.46	69.0	**4.92**	2.8	SR13	12/10/2014 11:20	28.52	65.6	**4.33**	4.3	SR13	12/10/2014 17:20	28.58	66.2	**4.70**	1.4	SR13	12/10/2014 23:20	28.57	68.3	**4.49**	7.4
SR13	12/10/2014 5:25	28.46	67.2	**4.80**	2.1	SR13	12/10/2014 11:25	28.51	66.6	**4.39**	5.0	SR13	12/10/2014 17:25	28.62	66.5	**4.72**	1.1	SR13	12/10/2014 23:25	28.58	67.3	**4.42**	4.9
SR13	12/10/2014 5:30	28.46	66.4	**4.75**	2.2	SR13	12/10/2014 11:30	28.51	66.4	**4.38**	5.2	SR13	12/10/2014 17:30	28.61	66.3	**4.71**	1.1	SR13	12/10/2014 23:30	28.58	66.9	**4.39**	4.9
SR13	12/10/2014 5:35	28.47	66.4	**4.75**	1.7	SR13	12/10/2014 11:35	28.50	65.6	**4.33**	3.2	SR13	12/10/2014 17:35	28.60	66.8	**4.74**	1.3	SR13	12/10/2014 23:35	28.58	67.2	**4.41**	4.4
SR13	12/10/2014 5:40	28.46	66.7	**5.16**	2.0	SR13	12/10/2014 11:40	28.50	65.0	**4.29**	2.6	SR13	12/10/2014 17:40	28.58	66.8	**4.74**	3.1	SR13	12/10/2014 23:40	28.58	67.0	**4.40**	4.6
SR13	12/10/2014 5:45	28.47	67.1	**5.20**	2.0	SR13	12/10/2014 11:45	28.51	65.1	**4.29**	2.9	SR13	12/10/2014 17:45	28.58	65.4	**4.63**	0.5	SR13	12/10/2014 23:45	28.58	67.0	**4.40**	5.0
SR13	12/10/2014 5:50	28.46	66.7	**4.76**	1.5	SR13	12/10/2014 11:50	28.50	65.3	**4.31**	2.4	SR13	12/10/2014 17:50	28.57	66.0	**4.68**	0.7	SR13	12/10/2014 23:50	28.58	66.8	**4.38**	6.0
SR13	12/10/2014 5:55	28.47	66.6	**5.16**	1.9	SR13	12/10/2014 11:55	28.51	65.9	**4.35**	3.7	SR13	12/10/2014 17:55	28.58	65.3	**4.63**	0.4	SR13	12/10/2014 23:55	28.58	66.2	**4.34**	4.2

Station	Timestamp	NH_3 (mg/L)				Station	Timestamp	NH_3 (mg/L)			
SR4	12/10/2014 0:17	0.05				SR12	12/10/2014 0:17	0.06			
SR4	12/10/2014 0:37	0.06				SR12	12/10/2014 0:37	0.06			
SR4	12/10/2014 0:57	0.07				SR12	12/10/2014 0:57	0.05			
SR4	12/10/2014 1:17	0.07				SR12	12/10/2014 1:17	0.06			
SR4	12/10/2014 1:37	0.07				SR12	12/10/2014 1:37	0.06			
SR4	12/10/2014 1:57	0.06				SR12	12/10/2014 1:57	0.06			
SR4	12/10/2014 2:17	0.06				SR12	12/10/2014 2:17	0.08			
SR4	12/10/2014 2:37	0.06				SR12	12/10/2014 2:37	0.07			
SR4	12/10/2014 2:57	0.07				SR12	12/10/2014 2:57	0.06			
SR4	12/10/2014 3:17	0.07				SR12	12/10/2014 3:17	0.05			
SR4	12/10/2014 3:37	0.05				SR12	12/10/2014 3:37	0.05			
SR4	12/10/2014 3:57	0.05				SR12	12/10/2014 3:57	0.05			
SR4	12/10/2014 4:17	0.05				SR12	12/10/2014 4:17	0.05			
SR4	12/10/2014 4:37	0.06				SR12	12/10/2014 4:37	0.05			
SR4	12/10/2014 4:57	0.06				SR12	12/10/2014 4:57	0.06			
SR4	12/10/2014 5:17	0.06				SR12	12/10/2014 5:17	0.06			
SR4	12/10/2014 5:37	0.06				SR12	12/10/2014 5:37	0.06			
SR4	12/10/2014 5:57	0.06				SR12	12/10/2014 5:57	0.07			
SR4						SR12					
SR4	12/10/2014 6:37	0.06				SR12	12/10/2014 6:37	0.09			
SR4	12/10/2014 6:57	0.06				SR12	12/10/2014 6:57	0.09			
SR4	12/10/2014 7:17	0.06				SR12	12/10/2014 7:17	0.09			
SR4	12/10/2014 7:37	0.06				SR12	12/10/2014 7:37	0.09			
SR4	12/10/2014 7:57	0.07				SR12	12/10/2014 7:57	0.08			
SR4	12/10/2014 8:17	0.07				SR12	12/10/2014 8:17	0.08			
SR4	12/10/2014 8:37	0.07				SR12	12/10/2014 8:37	0.07			
SR4	12/10/2014 8:57	0.07				SR12	12/10/2014 8:57	0.06			
SR4	12/10/2014 9:17	0.08				SR12	12/10/2014 9:17	0.06			
SR4	12/10/2014 9:37	0.06				SR12	12/10/2014 9:37	0.06			
SR4	12/10/2014 9:57	0.06				SR12	12/10/2014 9:57	0.08			
SR4	12/10/2014 10:17	0.08				SR12	12/10/2014 10:17	0.08			
SR4	12/10/2014 10:37	0.09				SR12	12/10/2014 10:37	0.08			
SR4	12/10/2014 10:57	0.07				SR12	12/10/2014 10:57	0.06			
SR4	12/10/2014 11:17	0.07				SR12	12/10/2014 11:17	0.07			
SR4	12/10/2014 11:37	0.07				SR12	12/10/2014 11:37	0.08			
SR4	12/10/2014 11:57	0.09				SR12	12/10/2014 11:57	0.07			
SR4	12/10/2014 12:17	0.08				SR12	12/10/2014 12:17	0.08			
SR4	12/10/2014 12:37	0.08				SR12	12/10/2014 12:37	0.08			
SR4	12/10/2014 12:57	0.08				SR12	12/10/2014 12:57	0.08			
SR4	12/10/2014 13:17	0.05				SR12	12/10/2014 13:17	0.08			
SR4	12/10/2014 13:37	0.08				SR12	12/10/2014 13:37	0.06			
SR4	12/10/2014 13:57	0.08				SR12	12/10/2014 13:57	0.06			
SR4	12/10/2014 14:17	0.06				SR12	12/10/2014 14:17	0.06			
SR4	12/10/2014 14:37	0.06				SR12	12/10/2014 14:37	0.06			
SR4	12/10/2014 14:57	0.06				SR12	12/10/2014 14:57	0.06			
SR4	12/10/2014 15:17	0.06				SR12	12/10/2014 15:17	0.07			
SR4	12/10/2014 15:37	0.06				SR12	12/10/2014 15:37	0.08			
SR4	12/10/2014 15:57	0.06				SR12	12/10/2014 15:57	0.07			
SR4	12/10/2014 16:17	0.07				SR12	12/10/2014 16:17	0.08			
SR4	12/10/2014 16:37	0.05				SR12	12/10/2014 16:37	0.08			
SR4	12/10/2014 16:57	0.06				SR12	12/10/2014 16:57	0.07			
SR4	12/10/2014 17:17	0.06				SR12	12/10/2014 17:17	0.07			
SR4	12/10/2014 17:37	0.06				SR12	12/10/2014 17:37	0.06			
SR4	12/10/2014 17:57	0.08				SR12	12/10/2014 17:57	0.06			
SR4	12/10/2014 18:17	0.08				SR12	12/10/2014 18:17	0.07			
SR4	12/10/2014 18:37	0.08				SR12	12/10/2014 18:37	0.07			
SR4	12/10/2014 18:57	0.08				SR12	12/10/2014 18:57	0.07			
SR4	12/10/2014 19:17	0.06				SR12	12/10/2014 19:17	0.08			
SR4	12/10/2014 19:37	0.06				SR12	12/10/2014 19:37	0.08			
SR4	12/10/2014 19:57	0.06				SR12	12/10/2014 19:57	0.08			
SR4	12/10/2014 20:17	0.06				SR12	12/10/2014 20:17	0.08			
SR4	12/10/2014 20:37	0.06				SR12	12/10/2014 20:37	0.06			
SR4	12/10/2014 20:57	0.07				SR12	12/10/2014 20:57	0.06			
SR4	12/10/2014 21:17	0.08				SR12	12/10/2014 21:17	0.06			
SR4	12/10/2014 21:37	0.07				SR12	12/10/2014 21:37	0.06			
SR4	12/10/2014 21:57	0.08				SR12	12/10/2014 21:57	0.07			
SR4	12/10/2014 22:17	0.08				SR12	12/10/2014 22:17	0.07			
SR4	12/10/2014 22:37	0.07				SR12	12/10/2014 22:37	0.06			
SR4	12/10/2014 22:57	0.06				SR12	12/10/2014 22:57	0.06			
SR4	12/10/2014 23:17	0.08				SR12	12/10/2014 23:17	0.06			
SR4	12/10/2014 23:37	0.08				SR12	12/10/2014 23:37	0.06			
SR4	12/10/2014 23:57	0.08				SR12	12/10/2014 23:57	0.07			

Remark: Fonts with underline: Action Level Exceedance
Fonts with bold and underline: Limit Level Exceedance
Automatic Instrument calibration of NH3-N monitor was carried out during 5:57-6:37 at SR4 and SR12.

Station	Timestamp	Temp (°C)	DO (%)	DO (mg/L)	Tur (NTU)	Station	Timestamp	Temp (°C)	DO (%)	DO (mg/L)	Tur (NTU)	Station	Timestamp	Temp (°C)	DO (%)	DO (mg/L)	Tur (NTU)	Station	Timestamp	Temp (°C)	DO (%)	DO (mg/L)	Tur (NTU)
SR4	13/10/2014 0:01	28.52	88.1	5.77	3.4	SR4	13/10/2014 6:01	28.46	86.7	5.67	4.5	SR4	13/10/2014 12:01	28.46	75.4	4.94	3.8	SR4	13/10/2014 18:01	28.50	69.8	4.57	2.2
SR4	13/10/2014 0:06	28.51	88.6	5.80	3.3	SR4	13/10/2014 6:06	28.45	86.3	5.65	5.4	SR4	13/10/2014 12:06	28.48	75.7	4.96	2.5	SR4	13/10/2014 18:06	28.50	70.3	4.60	2.2
SR4	13/10/2014 0:11	28.49	88.1	5.77	3.3	SR4	13/10/2014 6:11	28.45	85.5	5.60	5.2	SR4	13/10/2014 12:11	28.46	74.8	4.90	3.6	SR4	13/10/2014 18:11	28.49	71.0	4.64	2.2
SR4	13/10/2014 0:16	28.50	88.6	5.81	3.6	SR4	13/10/2014 6:16	28.44	85.9	5.62	5.6	SR4	13/10/2014 12:16	28.50	75.8	4.96	3.6	SR4	13/10/2014 18:16	28.47	71.0	4.65	1.9
SR4	13/10/2014 0:21	28.46	88.8	5.82	3.4	SR4	13/10/2014 6:21	28.45	86.2	5.64	5.2	SR4	13/10/2014 12:21	28.52	75.9	4.97	2.8	SR4	13/10/2014 18:21	28.48	73.1	4.79	1.6
SR4	13/10/2014 0:26	28.49	88.6	5.80	3.3	SR4	13/10/2014 6:26	28.45	85.7	5.61	5.4	SR4	13/10/2014 12:26	28.49	75.1	4.92	3.1	SR4	13/10/2014 18:26	28.49	73.8	4.83	1.7
SR4	13/10/2014 0:31	28.50	88.8	5.82	3.1	SR4	13/10/2014 6:31	28.42	86.3	5.64	7.5	SR4	13/10/2014 12:31	28.46	74.4	4.87	3.4	SR4	13/10/2014 18:31	28.48	73.8	4.83	1.6
SR4	13/10/2014 0:36	28.49	88.1	5.78	3.3	SR4	13/10/2014 6:36	28.43	86.4	5.66	4.7	SR4	13/10/2014 12:36	28.46	74.7	4.90	3.1	SR4	13/10/2014 18:36	28.50	74.6	4.88	1.4
SR4	13/10/2014 0:41	28.49	88.4	5.79	3.0	SR4	13/10/2014 6:41	28.44	86.7	5.67	5.1	SR4	13/10/2014 12:41	28.46	74.2	4.87	2.9	SR4	13/10/2014 18:41	28.48	74.2	4.86	1.3
SR4	13/10/2014 0:46	28.48	88.2	5.78	3.0	SR4	13/10/2014 6:46	28.41	86.9	5.69	4.6	SR4	13/10/2014 12:46	28.46	73.6	4.82	3.0	SR4	13/10/2014 18:46	28.49	74.7	4.89	1.2
SR4	13/10/2014 0:51	28.48	88.1	5.77	4.1	SR4	13/10/2014 6:51	28.40	87.0	5.69	5.5	SR4	13/10/2014 12:51	28.54	75.9	4.97	2.8	SR4	13/10/2014 18:51	28.48	75.5	4.95	1.7
SR4	13/10/2014 0:56	28.47	88.3	5.79	3.3	SR4	13/10/2014 6:56	28.35	87.7	5.75	4.9	SR4	13/10/2014 12:56	28.47	75.1	4.92	6.8	SR4	13/10/2014 18:56	28.47	75.5	4.94	1.4
SR4	13/10/2014 1:01	28.48	88.8	5.82	3.2	SR4	13/10/2014 7:01	28.32	87.2	5.72	4.2	SR4	13/10/2014 13:01	28.48	75.1	4.92	3.0	SR4	13/10/2014 19:01	28.51	75.3	4.93	2.1
SR4	13/10/2014 1:06	28.47	88.4	5.80	3.5	SR4	13/10/2014 7:06	28.33	86.0	5.64	5.7	SR4	13/10/2014 13:06	28.48	75.4	4.94	2.5	SR4	13/10/2014 19:06	28.49	74.8	4.90	2.0
SR4	13/10/2014 1:11	28.47	88.0	5.77	3.2	SR4	13/10/2014 7:11	28.19	83.0	5.46	3.5	SR4	13/10/2014 13:11	28.47	75.4	4.94	3.0	SR4	13/10/2014 19:11	28.49	74.6	4.88	2.1
SR4	13/10/2014 1:16	28.47	87.8	5.76	3.0	SR4	13/10/2014 7:16	28.32	85.6	5.61	5.7	SR4	13/10/2014 13:16	28.48	74.9	4.91	3.1	SR4	13/10/2014 19:16	28.50	73.9	4.84	2.2
SR4	13/10/2014 1:21	28.46	87.8	5.76	2.8	SR4	13/10/2014 7:21	28.29	84.9	5.58	4.0	SR4	13/10/2014 13:21	28.52	75.8	4.96	2.0	SR4	13/10/2014 19:21	28.49	73.3	4.80	1.7
SR4	13/10/2014 1:26	28.45	87.5	5.73	2.9	SR4	13/10/2014 7:26	28.31	87.6	5.75	4.6	SR4	13/10/2014 13:26	28.49	74.7	4.89	2.4	SR4	13/10/2014 19:26	28.48	72.6	4.75	2.1
SR4	13/10/2014 1:31	28.46	88.0	5.77	3.3	SR4	13/10/2014 7:31	28.32	86.2	5.66	4.8	SR4	13/10/2014 13:31	28.50	75.6	4.95	2.6	SR4	13/10/2014 19:31	28.51	73.1	4.78	2.8
SR4	13/10/2014 1:36	28.46	87.7	5.75	3.3	SR4	13/10/2014 7:36	28.36	87.1	5.71	5.4	SR4	13/10/2014 13:36	28.51	75.4	4.94	2.6	SR4	13/10/2014 19:36	28.54	74.4	4.87	3.2
SR4	13/10/2014 1:41	28.46	87.4	5.73	2.8	SR4	13/10/2014 7:41	28.36	86.5	5.67	5.0	SR4	13/10/2014 13:41	28.53	75.5	4.94	1.7	SR4	13/10/2014 19:41	28.54	74.8	4.89	4.8
SR4	13/10/2014 1:46	28.46	87.7	5.75	3.1	SR4	13/10/2014 7:46	28.34	87.2	5.72	5.8	SR4	13/10/2014 13:46	28.50	75.2	4.93	2.7	SR4	13/10/2014 19:46	28.54	74.7	4.88	2.8
SR4	13/10/2014 1:51	28.47	87.0	5.70	2.9	SR4	13/10/2014 7:51	28.26	86.3	5.67	5.4	SR4	13/10/2014 13:51	28.48	74.3	4.87	2.6	SR4	13/10/2014 19:51	28.53	74.3	4.86	2.8
SR4	13/10/2014 1:56	28.46	87.0	5.70	3.0	SR4	13/10/2014 7:56	28.24	88.1	5.79	4.8	SR4	13/10/2014 13:56	28.47	73.6	4.82	3.9	SR4	13/10/2014 19:56	28.53	74.0	4.84	2.6
SR4	13/10/2014 2:01	28.46	87.1	5.71	3.3	SR4	13/10/2014 8:01	28.26	90.1	5.92	5.0	SR4	13/10/2014 14:01	28.47	74.5	4.88	3.3	SR4	13/10/2014 20:01	28.53	74.1	4.84	2.6
SR4	13/10/2014 2:06	28.46	87.2	5.72	3.4	SR4	13/10/2014 8:06	28.23	89.6	5.89	4.0	SR4	13/10/2014 14:06	28.46	73.3	4.80	4.3	SR4	13/10/2014 20:06	28.51	73.1	4.79	3.1
SR4	13/10/2014 2:11	28.46	87.1	5.71	2.6	SR4	13/10/2014 8:11	28.23	88.7	5.83	3.8	SR4	13/10/2014 14:11	28.47	72.7	4.76	4.1	SR4	13/10/2014 20:11	28.52	73.5	4.81	2.9
SR4	13/10/2014 2:16	28.46	87.2	5.72	3.5	SR4	13/10/2014 8:16	28.26	89.5	5.88	4.1	SR4	13/10/2014 14:16	28.49	72.6	4.75	5.6	SR4	13/10/2014 20:16	28.51	74.0	4.84	2.4
SR4	13/10/2014 2:21	28.46	86.7	5.69	3.4	SR4	13/10/2014 8:21	28.26	88.7	5.83	4.2	SR4	13/10/2014 14:21	28.49	71.6	4.69	5.1	SR4	13/10/2014 20:21	28.52	74.9	4.90	2.1
SR4	13/10/2014 2:26	28.46	87.2	5.72	3.1	SR4	13/10/2014 8:26	28.26	88.8	5.83	3.4	SR4	13/10/2014 14:26	28.52	73.5	4.81	4.1	SR4	13/10/2014 20:26	28.51	74.9	4.90	1.9
SR4	13/10/2014 2:31	28.46	86.8	5.69	2.9	SR4	13/10/2014 8:31	28.25	89.8	5.90	4.0	SR4	13/10/2014 14:31	28.53	73.1	4.78	3.7	SR4	13/10/2014 20:31	28.51	74.4	4.87	1.7
SR4	13/10/2014 2:36	28.44	86.5	5.68	3.1	SR4	13/10/2014 8:36	28.26	90.5	5.95	3.3	SR4	13/10/2014 14:36	28.53	72.7	4.76	3.9	SR4	13/10/2014 20:36	28.49	73.9	4.83	4.0
SR4	13/10/2014 2:41	28.44	85.7	5.62	2.8	SR4	13/10/2014 8:41	28.24	91.3	6.00	3.1	SR4	13/10/2014 14:41	28.54	71.4	4.67	4.9	SR4	13/10/2014 20:41	28.48	73.3	4.80	3.1
SR4	13/10/2014 2:46	28.44	86.3	5.66	2.6	SR4	13/10/2014 8:46	28.26	89.8	5.90	3.5	SR4	13/10/2014 14:46	28.54	71.5	4.68	5.2	SR4	13/10/2014 20:46	28.49	73.2	4.79	2.8
SR4	13/10/2014 2:51	28.46	87.2	5.71	4.2	SR4	13/10/2014 8:51	28.26	88.9	5.84	3.8	SR4	13/10/2014 14:51	28.55	71.9	4.70	3.6	SR4	13/10/2014 20:51	28.49	72.0	4.71	3.2
SR4	13/10/2014 2:56	28.49	86.9	5.69	5.4	SR4	13/10/2014 8:56	28.26	89.6	5.89	3.8	SR4	13/10/2014 14:56	28.55	72.5	4.74	4.0	SR4	13/10/2014 20:56	28.49	71.9	4.70	2.7
SR4	13/10/2014 3:01	28.51	85.2	5.57	4.7	SR4	13/10/2014 9:01	28.25	89.0	5.85	3.6	SR4	13/10/2014 15:01	28.55	71.6	4.68	3.2	SR4	13/10/2014 21:01	28.47	72.2	4.73	3.1
SR4	13/10/2014 3:06	28.50	86.2	5.64	4.0	SR4	13/10/2014 9:06	28.23	89.7	5.90	3.4	SR4	13/10/2014 15:06	28.55	72.1	4.71	3.6	SR4	13/10/2014 21:06	28.46	72.1	4.72	2.4
SR4	13/10/2014 3:11	28.50	87.0	5.69	4.1	SR4	13/10/2014 9:11	28.23	91.0	5.98	3.7	SR4	13/10/2014 15:11	28.54	72.3	4.73	3.3	SR4	13/10/2014 21:11	28.47	72.5	4.75	3.0
SR4	13/10/2014 3:16	28.50	86.5	5.66	4.3	SR4	13/10/2014 9:16	28.25	90.0	5.91	3.4	SR4	13/10/2014 15:16	28.54	71.4	4.67	3.6	SR4	13/10/2014 21:16	28.47	72.3	4.73	3.0
SR4	13/10/2014 3:21	28.49	86.3	5.64	3.7	SR4	13/10/2014 9:21	28.25	89.4	5.88	2.8	SR4	13/10/2014 15:21	28.54	72.1	4.71	3.1	SR4	13/10/2014 21:21	28.46	71.8	4.70	3.0
SR4	13/10/2014 3:26	28.49	85.9	5.61	3.5	SR4	13/10/2014 9:26	28.27	89.8	5.90	3.9	SR4	13/10/2014 15:26	28.54	72.3	4.73	2.5	SR4	13/10/2014 21:26	28.47	71.1	4.66	1.8
SR4	13/10/2014 3:31	28.48	85.5	5.59	3.7	SR4	13/10/2014 9:31	28.28	89.6	5.89	4.0	SR4	13/10/2014 15:31	28.54	73.0	4.78	2.8	SR4	13/10/2014 21:31	28.46	70.6	4.62	2.1
SR4	13/10/2014 3:36	28.47	86.5	5.66	4.4	SR4	13/10/2014 9:36	28.28	90.7	5.96	3.5	SR4	13/10/2014 15:36	28.54	72.7	4.75	2.3	SR4	13/10/2014 21:36	28.47	71.3	4.66	2.3
SR4	13/10/2014 3:41	28.47	86.2	5.63	3.5	SR4	13/10/2014 9:41	28.28	89.4	5.87	4.0	SR4	13/10/2014 15:41	28.54	72.2	4.72	2.3	SR4	13/10/2014 21:41	28.48	71.6	4.69	3.1
SR4	13/10/2014 3:46	28.46	85.7	5.61	3.3	SR4	13/10/2014 9:46	28.30	89.5	5.88	5.3	SR4	13/10/2014 15:46	28.55	71.7	4.69	2.2	SR4	13/10/2014 21:46	28.48	71.1	4.65	3.1
SR4	13/10/2014 3:51	28.46	85.6	5.61	3.2	SR4	13/10/2014 9:51	28.31	90.1	5.91	5.3	SR4	13/10/2014 15:51	28.55	72.2	4.72	2.1	SR4	13/10/2014 21:51	28.47	70.6	4.62	2.4
SR4	13/10/2014 3:56	28.47	85.2	5.58	3.3	SR4	13/10/2014 9:56	28.33	91.2	5.98	5.3	SR4	13/10/2014 15:56	28.55	72.1	4.71	3.4	SR4	13/10/2014 21:56	28.48	70.3	4.60	3.8
SR4	13/10/2014 4:01	28.48	84.4	5.53	2.5	SR4	13/10/2014 10:01	28.33	89.9	5.90	3.9	SR4	13/10/2014 16:01	28.55	70.7	4.63	2.2	SR4	13/10/2014 22:01	28.48	71.0	4.64	3.2
SR4	13/10/2014 4:06	28.48	84.3	5.52	2.5	SR4	13/10/2014 10:06	28.33	89.6	5.87	4.3	SR4	13/10/2014 16:06	28.55	71.5	4.68	2.4	SR4	13/10/2014 22:06	28.48	71.1	4.64	3.5
SR4	13/10/2014 4:11	28.48	83.3	5.45	2.2	SR4						SR4	13/10/2014 16:11	28.54	72.1	4.72	2.3	SR4	13/10/2014 22:11	28.48	71.2	4.66	3.0
SR4	13/10/2014 4:16	28.47	83.3	5.45	3.9	SR4						SR4	13/10/2014 16:16	28.54	72.0	4.71	2.5	SR4	13/10/2014 22:16	28.48	70.7	4.62	3.1
SR4	13/10/2014 4:21	28.47	83.3	5.45	3.2	SR4						SR4	13/10/2014 16:21	28.55	70.0	4.58	3.5	SR4	13/10/2014 22:21	28.48	71.1	4.64	4.2
SR4	13/10/2014 4:26	28.47	83.7	5.48	3.6	SR4						SR4	13/10/2014 16:26	28.54	71.4	4.67	2.0	SR4	13/10/2014 22:26	28.48	71.0	4.64	3.5
SR4	13/10/2014 4:31	28.45	83.7	5.48	3.6	SR4						SR4	13/10/2014 16:31	28.55	71.9	4.70	1.7	SR4	13/10/2014 22:31	28.48	70.0	4.58	3.7
SR4	13/10/2014 4:36	28.46	84.3	5.53	3.5	SR4						SR4	13/10/2014 16:36	28.56	72.9	4.77	2.0	SR4	13/10/2014 22:36	28.48	70.3	4.59	3.5
SR4	13/10/2014 4:41	28.45	83.9	5.50	3.7	SR4						SR4	13/10/2014 16:41	28.56	72.7	4.75	2.2	SR4	13/10/2014 22:41	28.48	70.7	4.62	4.2
SR4	13/10/2014 4:46	28.45	84.2	5.52	3.5	SR4						SR4	13/10/2014 16:46	28.55	72.4	4.73	2.0	SR4	13/10/2014 22:46	28.48	70.1	4.58	3.8
SR4	13/10/2014 4:51	28.45	84.6	5.55	4.0	SR4						SR4	13/10/2014 16:51	28.56	72.3	4.73	2.5	SR4	13/10/2014 22:51	28.48	70.1	4.58	4.6
SR4	13/10/2014 4:56	28.45	84.5	5.54	3.5	SR4	13/10/2014 10:56	28.41	76.7	5.03	4.5	SR4	13/10/2014 16:56	28.56	71.9	4.70	2.3	SR4	13/10/2014 22:56	28.48	67.8	4.43	3.7
SR4	13/10/2014 5:01	28.45	84.5	5.54	3.6	SR4	13/10/2014 11:01	28.41	75.7	4.97	3.6	SR4	13/10/2014 17:01	28.56	71.1	4.64	2.3	SR4	13/10/2014 23:01	28.48	70.1	4.58	3.9
SR4	13/10/2014 5:06	28.43	83.8	5.50	3.2	SR4	13/10/2014 11:06	28.40	75.3	4.94	4.7	SR4	13/10/2014 17:06	28.56	70.8	4.63	2.8	SR4	13/10/2014 23:06	28.48	70.6	4.61	3.0
SR4	13/10/2014 5:11	28.43	82.6	5.42	3.2	SR4	13/10/2014 11:11	28.42	75.6	4.96	4.8	SR4	13/10/2014 17:11	28.55	71.5	4.67	2.6	SR4	13/10/2014 23:11	28.48	69.7	4.55	3.9
SR4	13/10/2014 5:16	28.45	83.6	5.48	3.6	SR4	13/10/2014 11:16	28.42	75.3	4.94	4.6	SR4	13/10/2014 17:16	28.55	71.2	4.65	3.3	SR4	13/10/2014 23:16	28.48	70.4	4.60	3.1
SR4	13/10/2014 5:21	28.46	84.2	5.51	3.4	SR4	13/10/2014 11:21	28.44	75.9	4.98	3.4	SR4	13/10/2014 17:21	28.54	71.4	4.67	2.3	SR4	13/10/2014 23:21	28.48	69.8	4.56	4.2
SR4	13/10/2014 5:26	28.47	85.2	5.58	5.8	SR4	13/10/2014 11:26	28.45	75.6	4.96	3.4	SR4	13/10/2014 17:26	28.55	71.1	4.65	2.3	SR4	13/10/2014 23:26	28.49	70.0	4.57	4.8
SR4	13/10/2014 5:31	28.48	86.3	5.65	5.5	SR4	13/10/2014 11:31	28.45	75.6	4.96	3.4	SR4	13/10/2014 17:31	28.54	71.4	4.67	2.3	SR4	13/10/2014 23:31	28.49	70.2	4.59	3.7
SR4	13/10/2014 5:36	28.47	86.7	5.66	5.4	SR4	13/10/2014 11:36	28.45	75.7	4.96	3.7	SR4	13/10/2014 17:36	28.49	69.1	4.52	1.1	SR4	13/10/2014 23:36	28.49	69.7	4.55	3.3
SR4	13/10/2014 5:41	28.47	86.4	5.64	4.8	SR4	13/10/2014 11:41	28.44	75.3	4.94	4.9	SR4	13/10/2014 17:41	28.47	68.0	4.45	2.0	SR4	13/10/2014 23:41	28.48	69.3	4.53	2.9
SR4	13/10/2014 5:46	28.47	86.9	5.67	5.2	SR4	13/10/2014 11:46	28.46	75.5	4.95	3.7	SR4	13/10/2014 17:46	28.46	68.5	4.48	1.4	SR4	13/10/2014 23:46	28.48	70.1	4.58	2.7
SR4	13/10/2014 5:51	28.47	86.0	5.62	5.1	SR4	13/10/2014 11:51	28.46	75.4	4.94	4.4	SR4	13/10/2014 17:51	28.49	69.3	4.54	2.8	SR4	13/10/2014 23:51	28.47	70.2	4.59	3.3
SR4	13/10/2014 5:56	28.46	86.1	5.63	5.2	SR4	13/10/2014 11:56	28.46	75.5	4.95	3.4	SR4	13/10/2014 17:56	28.49	70.6	4.62	2.4	SR4	13/10/2014 23:56	28.45	69.7	4.56	2.5

Station	Timestamp	Temp (°C)	DO (%)	DO (mg/L)	Tur (NTU)	Station	Timestamp	Temp (°C)	DO (%)	DO (mg/L)	Tur (NTU)	Station	Timestamp	Temp (°C)	DO (%)	DO (mg/L)	Tur (NTU)	Station	Timestamp	Temp (°C)	DO (%)	DO (mg/L)	Tur (NTU)
SR5	13/10/2014 0:00	28.65	75.6	**4.90**	5.8	SR5	13/10/2014 6:00	28.05	83.5	5.52	4.2	SR5	13/10/2014 12:00	28.42	77.7	**5.08**	4.2	SR5	13/10/2014 18:00	28.60	85.3	5.57	2.4
SR5	13/10/2014 0:05	28.64	74.9	**4.85**	5.2	SR5	13/10/2014 6:05	27.96	84.0	5.58	4.3	SR5	13/10/2014 12:05	28.43	77.2	**5.04**	5.4	SR5	13/10/2014 18:05	28.59	84.6	5.52	2.2
SR5	13/10/2014 0:10	28.65	75.3	**4.88**	6.0	SR5	13/10/2014 6:10	27.99	83.8	5.56	4.1	SR5	13/10/2014 12:10	28.43	76.7	**5.01**	5.1	SR5	13/10/2014 18:10	28.58	84.4	5.51	2.2
SR5	13/10/2014 0:15	28.65	75.7	**4.90**	6.0	SR5	13/10/2014 6:15	28.02	83.7	5.55	4.6	SR5	13/10/2014 12:15	28.44	76.6	**5.00**	5.5	SR5	13/10/2014 18:15	28.55	85.3	5.57	2.4
SR5	13/10/2014 0:20	28.65	75.4	**4.89**	6.0	SR5	13/10/2014 6:20	27.99	83.7	5.55	4.4	SR5	13/10/2014 12:20	28.44	76.8	**5.01**	5.8	SR5	13/10/2014 18:20	28.58	84.1	5.49	2.4
SR5	13/10/2014 0:25	28.65	75.2	**4.87**	5.4	SR5	13/10/2014 6:25	27.93	84.0	5.58	4.5	SR5	13/10/2014 12:25	28.44	76.5	**4.99**	4.9	SR5	13/10/2014 18:25	28.58	83.5	5.45	2.3
SR5	13/10/2014 0:30	28.65	75.0	**4.86**	5.2	SR5	13/10/2014 6:30	27.95	83.9	5.58	4.3	SR5	13/10/2014 12:30	28.44	76.5	**5.00**	4.6	SR5	13/10/2014 18:30	28.58	83.4	5.44	3.0
SR5	13/10/2014 0:35	28.64	74.1	**4.80**	4.2	SR5	13/10/2014 6:35	27.95	83.8	5.57	4.0	SR5	13/10/2014 12:35	28.45	76.2	**4.97**	5.1	SR5	13/10/2014 18:35	28.56	83.6	5.46	2.2
SR5	13/10/2014 0:40	28.46	72.4	**4.71**	3.8	SR5	13/10/2014 6:40	28.00	83.5	5.55	4.4	SR5	13/10/2014 12:40	28.45	76.1	**4.96**	6.1	SR5	13/10/2014 18:40	28.54	83.2	5.44	2.4
SR5	13/10/2014 0:45	28.48	75.0	**4.88**	3.6	SR5	13/10/2014 6:45	28.03	83.6	5.55	4.2	SR5	13/10/2014 12:45	28.46	76.6	**4.99**	6.9	SR5	13/10/2014 18:45	28.57	83.5	5.46	1.9
SR5	13/10/2014 0:50	28.41	74.5	**4.85**	3.3	SR5	13/10/2014 6:50	28.05	83.4	5.54	4.2	SR5	13/10/2014 12:50	28.46	76.0	**4.95**	6.1	SR5	13/10/2014 18:50	28.49	85.8	5.61	1.9
SR5	13/10/2014 0:55	28.51	77.8	**5.06**	4.8	SR5	13/10/2014 6:55	28.10	83.4	5.54	4.5	SR5	13/10/2014 12:55	28.47	76.4	**4.98**	5.0	SR5	13/10/2014 18:55	28.51	84.7	5.54	1.9
SR5	13/10/2014 1:00	28.54	77.9	**5.06**	5.3	SR5	13/10/2014 7:00	28.09	83.2	5.52	4.9	SR5	13/10/2014 13:00	28.47	76.3	**4.97**	5.8	SR5	13/10/2014 19:00	28.50	85.6	5.60	1.9
SR5	13/10/2014 1:05	28.52	77.9	**5.07**	5.1	SR5	13/10/2014 7:05	28.09	82.9	5.50	5.2	SR5	13/10/2014 13:05	28.47	76.7	**4.99**	6.5	SR5	13/10/2014 19:05	28.49	85.7	5.60	1.7
SR5	13/10/2014 1:10	28.52	78.1	**5.08**	4.4	SR5	13/10/2014 7:10	28.09	82.8	5.49	5.8	SR5	13/10/2014 13:10	28.47	76.5	**4.98**	5.7	SR5	13/10/2014 19:10	28.42	86.4	5.66	1.6
SR5	13/10/2014 1:15	28.53	77.6	**5.05**	4.9	SR5	13/10/2014 7:15	28.09	82.6	5.48	5.3	SR5	13/10/2014 13:15	28.48	76.5	**4.98**	7.0	SR5	13/10/2014 19:15	28.44	86.7	5.67	1.6
SR5	13/10/2014 1:20	28.52	77.6	**5.04**	4.6	SR5	13/10/2014 7:20	28.09	82.2	5.45	5.0	SR5	13/10/2014 13:20	28.48	76.4	**4.97**	6.0	SR5	13/10/2014 19:20	28.47	86.1	5.63	1.9
SR5	13/10/2014 1:25	28.53	77.1	**5.01**	5.2	SR5	13/10/2014 7:25	28.09	82.5	5.48	5.0	SR5	13/10/2014 13:25	28.48	76.3	**4.96**	6.1	SR5	13/10/2014 19:25	28.48	85.6	5.60	1.9
SR5	13/10/2014 1:30	28.53	77.4	**5.03**	4.6	SR5	13/10/2014 7:30	28.08	82.7	5.49	5.6	SR5	13/10/2014 13:30	28.48	76.1	**4.95**	5.8	SR5	13/10/2014 19:30	28.51	79.9	**5.22**	2.1
SR5	13/10/2014 1:35	28.53	77.1	**5.01**	4.7	SR5	13/10/2014 7:35	28.10	83.2	5.52	4.7	SR5	13/10/2014 13:35	28.48	76.4	**4.97**	5.9	SR5	13/10/2014 19:35	28.53	79.7	**5.21**	2.1
SR5	13/10/2014 1:40	28.51	77.0	**5.00**	4.3	SR5	13/10/2014 7:40	28.10	82.9	5.50	5.4	SR5	13/10/2014 13:40	28.50	75.9	**4.94**	6.3	SR5	13/10/2014 19:40	28.53	80.2	**5.24**	2.3
SR5	13/10/2014 1:45	28.50	77.5	**5.04**	4.5	SR5	13/10/2014 7:45	28.09	83.4	5.53	4.3	SR5	13/10/2014 13:45	28.49	75.5	**4.91**	5.7	SR5	13/10/2014 19:45	28.53	80.7	**5.27**	3.4
SR5	13/10/2014 1:50	28.54	77.6	**5.04**	5.5	SR5	13/10/2014 7:50	28.10	83.2	5.52	5.4	SR5	13/10/2014 13:50	28.49	75.8	**4.93**	5.8	SR5	13/10/2014 19:50	28.52	79.8	**5.21**	3.3
SR5	13/10/2014 1:55	28.49	78.5	**5.11**	5.0	SR5	13/10/2014 7:55	28.07	83.2	5.52	4.3	SR5	13/10/2014 13:55	28.49	75.7	**4.93**	6.6	SR5	13/10/2014 19:55	28.48	79.6	**5.20**	2.3
SR5	13/10/2014 2:00	28.48	78.6	**5.12**	4.3	SR5	13/10/2014 8:00	28.10	81.9	5.43	4.9	SR5	13/10/2014 14:00	28.49	75.9	**4.94**	6.3	SR5	13/10/2014 20:00	28.47	79.4	**5.19**	2.5
SR5	13/10/2014 2:05	28.48	78.5	**5.11**	5.3	SR5	13/10/2014 8:05	28.07	81.2	5.39	4.8	SR5	13/10/2014 14:05	28.49	75.6	**4.92**	6.1	SR5	13/10/2014 20:05	28.48	79.0	**5.16**	2.5
SR5	13/10/2014 2:10	28.48	78.6	**5.12**	5.2	SR5	13/10/2014 8:10	28.07	81.0	**5.37**	4.4	SR5	13/10/2014 14:10	28.50	75.9	**4.94**	5.8	SR5	13/10/2014 20:10	28.46	79.0	**5.16**	3.2
SR5	13/10/2014 2:15	28.49	78.6	**5.12**	5.3	SR5	13/10/2014 8:15	28.02	80.5	**5.34**	3.9	SR5	13/10/2014 14:15	28.50	76.0	**4.94**	5.7	SR5	13/10/2014 20:15	28.49	77.8	**5.08**	2.9
SR5	13/10/2014 2:20	28.49	78.6	**5.12**	5.0	SR5	13/10/2014 8:20	28.05	80.5	**5.34**	4.2	SR5	13/10/2014 14:20	28.50	75.9	**4.93**	5.5	SR5	13/10/2014 20:20	28.49	77.9	**5.08**	2.8
SR5	13/10/2014 2:25	28.46	78.8	**5.14**	3.7	SR5	13/10/2014 8:25	28.03	81.0	**5.38**	4.2	SR5	13/10/2014 14:25	28.50	75.8	**4.93**	5.8	SR5	13/10/2014 20:25	28.50	77.5	**5.06**	3.0
SR5	13/10/2014 2:30	28.47	78.5	**5.11**	3.3	SR5	13/10/2014 8:30	28.05	80.9	**5.37**	4.4	SR5	13/10/2014 14:30	28.50	76.1	**4.94**	5.9	SR5	13/10/2014 20:30	28.50	78.0	**5.09**	2.8
SR5	13/10/2014 2:35	28.48	78.4	**5.11**	3.6	SR5	13/10/2014 8:35	28.04	81.5	5.41	4.3	SR5	13/10/2014 14:35	28.50	76.3	**4.96**	5.9	SR5	13/10/2014 20:35	28.50	78.0	**5.08**	3.0
SR5	13/10/2014 2:40	28.49	78.8	**5.14**	3.6	SR5	13/10/2014 8:40	28.07	82.1	5.45	4.1	SR5	13/10/2014 14:40	28.50	76.4	**4.96**	6.3	SR5	13/10/2014 20:40	28.50	78.2	**5.10**	2.8
SR5	13/10/2014 2:45	28.50	78.3	**5.10**	3.7	SR5	13/10/2014 8:45	28.08	82.5	5.47	3.6	SR5	13/10/2014 14:45	28.51	75.8	**4.92**	5.8	SR5	13/10/2014 20:45	28.50	77.5	**5.05**	2.7
SR5	13/10/2014 2:50	28.49	78.4	**5.11**	3.9	SR5	13/10/2014 8:50	28.08	82.5	5.47	4.0	SR5	13/10/2014 14:50	28.50	76.9	**5.00**	5.4	SR5	13/10/2014 20:50	28.50	77.6	**5.06**	2.7
SR5	13/10/2014 2:55	28.52	78.5	**5.11**	4.0	SR5	13/10/2014 8:55	28.05	81.4	5.40	3.8	SR5	13/10/2014 14:55	28.51	76.4	**4.96**	5.6	SR5	13/10/2014 20:55	28.47	74.5	**4.86**	2.4
SR5	13/10/2014 3:00	28.49	78.8	**5.14**	3.3	SR5	13/10/2014 9:00	28.04	81.6	5.42	6.2	SR5	13/10/2014 15:00	28.51	76.3	**4.96**	5.8	SR5	13/10/2014 21:00	28.50	76.9	**5.01**	2.8
SR5	13/10/2014 3:05	28.47	78.6	**5.13**	3.1	SR5	13/10/2014 9:05	28.05	81.3	5.40	4.0	SR5	13/10/2014 15:05	28.51	76.5	**4.97**	5.9	SR5	13/10/2014 21:05	28.48	76.8	**5.01**	2.7
SR5	13/10/2014 3:10	28.50	78.7	**5.13**	3.4	SR5	13/10/2014 9:10	28.05	80.7	**5.36**	4.1	SR5	13/10/2014 15:10	28.51	76.1	**4.94**	6.1	SR5	13/10/2014 21:10	28.51	77.4	**5.04**	2.8
SR5	13/10/2014 3:15	28.49	78.5	**5.12**	3.8	SR5	13/10/2014 9:15	28.06	80.6	**5.34**	4.1	SR5	13/10/2014 15:15	28.52	75.1	**4.88**	5.9	SR5	13/10/2014 21:15	28.50	76.6	**4.99**	3.1
SR5	13/10/2014 3:20	28.51	78.4	**5.11**	3.7	SR5	13/10/2014 9:20	28.05	80.0	**5.31**	4.1	SR5	13/10/2014 15:20	28.51	76.6	**4.97**	6.8	SR5	13/10/2014 21:20	28.51	76.9	**5.00**	3.2
SR5	13/10/2014 3:25	28.49	78.4	**5.11**	3.6	SR5	13/10/2014 9:25	28.08	80.1	**5.31**	4.4	SR5	13/10/2014 15:25	28.57	74.5	**4.84**	4.6	SR5	13/10/2014 21:25	28.50	76.1	**4.96**	2.9
SR5	13/10/2014 3:30	28.48	78.4	**5.11**	3.8	SR5	13/10/2014 9:30	28.05	80.0	**5.31**	4.3	SR5	13/10/2014 15:30	28.53	78.1	**5.08**	4.4	SR5	13/10/2014 21:30	28.50	76.4	**4.98**	3.2
SR5	13/10/2014 3:35	28.49	79.1	**5.15**	3.4	SR5	13/10/2014 9:35	28.14	80.9	**5.36**	4.4	SR5	13/10/2014 15:35	28.51	78.8	**5.12**	4.8	SR5	13/10/2014 21:35	28.51	76.2	**4.96**	4.5
SR5	13/10/2014 3:40	28.49	78.9	**5.14**	3.4	SR5	13/10/2014 9:40	28.13	80.2	**5.31**	4.3	SR5	13/10/2014 15:40	28.50	78.9	**5.13**	4.3	SR5	13/10/2014 21:40	28.50	76.3	**4.97**	5.2
SR5	13/10/2014 3:45	28.50	78.4	**5.11**	3.5	SR5	13/10/2014 9:45	28.00	80.7	**5.36**	4.6	SR5	13/10/2014 15:45	28.49	79.0	**5.14**	4.4	SR5	13/10/2014 21:45	28.48	76.0	**4.95**	4.9
SR5	13/10/2014 3:50	28.46	78.9	**5.15**	3.3	SR5	13/10/2014 9:50	28.12	80.7	**5.34**	4.9	SR5	13/10/2014 15:50	28.50	78.5	**5.10**	4.6	SR5	13/10/2014 21:50	28.51	76.1	**4.96**	4.3
SR5	13/10/2014 3:55	28.45	79.2	**5.16**	3.9	SR5	13/10/2014 9:55	28.17	81.3	**5.37**	4.4	SR5	13/10/2014 15:55	28.50	78.3	**5.10**	4.9	SR5	13/10/2014 21:55	28.49	76.1	**4.96**	5.5
SR5	13/10/2014 4:00	28.24	81.6	**5.35**	3.7	SR5	13/10/2014 10:00	28.19	81.3	**5.37**	5.2	SR5	13/10/2014 16:00	28.50	78.5	**5.10**	4.7	SR5	13/10/2014 22:00	28.47	75.9	**4.95**	4.8
SR5	13/10/2014 4:05	28.28	81.2	**5.32**	3.4	SR5	13/10/2014 10:05	28.21	80.4	**5.30**	6.1	SR5	13/10/2014 16:05	28.49	78.8	**5.13**	4.5	SR5	13/10/2014 22:05	28.50	75.8	**4.93**	5.5
SR5	13/10/2014 4:10	28.28	80.7	**5.29**	3.6	SR5	13/10/2014 10:10	28.23	79.4	**5.24**	6.0	SR5	13/10/2014 16:10	28.50	79.4	**5.17**	4.9	SR5	13/10/2014 22:10	28.51	76.2	**4.96**	5.6
SR5	13/10/2014 4:15	28.30	80.6	**5.28**	3.8	SR5	13/10/2014 10:15	28.28	79.1	**5.20**	7.1	SR5	13/10/2014 16:15	28.52	80.4	**5.23**	4.6	SR5	13/10/2014 22:15	28.51	76.4	**4.97**	4.9
SR5	13/10/2014 4:20	28.20	81.4	**5.35**	3.2	SR5	13/10/2014 10:20	28.30	79.1	**5.20**	6.6	SR5	13/10/2014 16:20	28.52	80.3	**5.23**	4.8	SR5	13/10/2014 22:20	28.51	76.2	**4.96**	4.8
SR5	13/10/2014 4:25	28.22	81.6	**5.36**	4.6	SR5	13/10/2014 10:25	28.32	79.0	**5.19**	6.2	SR5	13/10/2014 16:25	28.53	80.6	**5.25**	4.9	SR5	13/10/2014 22:25	28.51	76.2	**4.95**	5.1
SR5	13/10/2014 4:30	28.21	81.9	**5.38**	3.9	SR5	13/10/2014 10:30	28.32	78.4	**5.15**	6.8	SR5	13/10/2014 16:30	28.57	80.9	**5.26**	3.7	SR5	13/10/2014 22:30	28.51	76.1	**4.94**	4.6
SR5	13/10/2014 4:35	28.20	81.5	**5.35**	3.2	SR5	13/10/2014 10:35	28.31	78.4	**5.15**	5.9	SR5	13/10/2014 16:35	28.56	81.1	**5.28**	3.5	SR5	13/10/2014 22:35	28.51	75.9	**4.93**	4.6
SR5	13/10/2014 4:40	28.19	82.2	5.41	3.5	SR5	13/10/2014 10:40	28.30	79.0	**5.20**	5.3	SR5	13/10/2014 16:40	28.56	80.5	**5.24**	3.4	SR5	13/10/2014 22:40	28.52	76.2	**4.94**	4.3
SR5	13/10/2014 4:45	28.17	82.1	5.40	3.6	SR5	13/10/2014 10:45	28.31	79.0	**5.18**	5.9	SR5	13/10/2014 16:45	28.56	80.5	**5.24**	4.3	SR5	13/10/2014 22:45	28.52	76.3	**4.96**	4.4
SR5	13/10/2014 4:50	28.16	82.0	5.39	3.3	SR5	13/10/2014 10:50	28.34	78.7	**5.16**	5.7	SR5	13/10/2014 16:50	28.56	80.4	**5.23**	3.9	SR5	13/10/2014 22:50	28.51	75.2	**4.89**	3.9
SR5	13/10/2014 4:55	28.18	82.1	5.40	3.8	SR5	13/10/2014 10:55	28.36	78.5	**5.14**	5.6	SR5	13/10/2014 16:55	28.56	81.2	**5.29**	2.6	SR5	13/10/2014 22:55	28.51	74.6	**4.85**	3.9
SR5	13/10/2014 5:00	28.20	81.9	5.39	3.5	SR5	13/10/2014 11:00	28.36	78.2	**5.12**	5.7	SR5	13/10/2014 17:00	28.56	81.0	**5.28**	2.6	SR5	13/10/2014 23:00	28.51	73.7	**4.79**	3.7
SR5	13/10/2014 5:05	28.15	82.5	5.44	3.5	SR5	13/10/2014 11:05	28.35	78.6	**5.15**	4.8	SR5	13/10/2014 17:05	28.56	80.6	**5.25**	2.8	SR5	13/10/2014 23:05	28.51	74.5	**4.84**	4.4
SR5	13/10/2014 5:10	28.17	82.0	5.40	3.8	SR5	13/10/2014 11:10	28.37	77.8	**5.09**	6.0	SR5	13/10/2014 17:10	28.54	80.5	**5.24**	2.8	SR5	13/10/2014 23:10	28.52	75.7	**4.91**	5.5
SR5	13/10/2014 5:15	28.15	83.1	5.48	3.3	SR5	13/10/2014 11:15	28.37	77.7	**5.09**	5.0	SR5	13/10/2014 17:15	28.55	80.7	**5.26**	3.1	SR5	13/10/2014 23:15	28.52	74.9	**4.86**	5.0
SR5	13/10/2014 5:20	28.15	83.1	5.48	3.6	SR5	13/10/2014 11:20	28.38	77.9	**5.10**	5.6	SR5	13/10/2014 17:20	28.53	82.4	**5.37**	2.6	SR5	13/10/2014 23:20	28.52	74.8	**4.85**	5.3
SR5	13/10/2014 5:25	28.14	82.8	5.46	3.6	SR5	13/10/2014 11:25	28.38	77.0	**5.04**	5.1	SR5	13/10/2014 17:25	28.51	81.5	**5.31**	2.2	SR5	13/10/2014 23:25	28.52	74.4	**4.83**	5.0
SR5	13/10/2014 5:30	28.15	83.0	5.48	4.1	SR5	13/10/2014 11:30	28.38	76.6	**5.01**	5.2	SR5	13/10/2014 17:30	28.52	83.0	5.42	2.1	SR5	13/10/2014 23:30	28.52	76.0	**4.93**	5.4
SR5	13/10/2014 5:35	28.14	83.2	5.49	4.2	SR5	13/10/2014 11:35	28.38	76.7	**5.02**	4.2	SR5	13/10/2014 17:35	28.55	82.7	5.40	2.2	SR5	13/10/2014 23:35	28.52	76.1	**4.94**	5.3
SR5	13/10/2014 5:40	28.12	82.6	5.45	3.6	SR5	13/10/2014 11:40	28.36	76.5	**5.02**	4.8	SR5	13/10/2014 17:40	28.54	82.8	5.40	2.2	SR5	13/10/2014 23:40	28.52	75.8	**4.92**	5.5
SR5	13/10/2014 5:45	28.14	82.5	5.44	4.5	SR5	13/10/2014 11:45	28.40	77.1	**5.04**	4.5	SR5	13/10/2014 17:45	28.53	82.5	**5.38**	1.9	SR5	13/10/2014 23:45	28.52	75.9	**4.92**	5.9
SR5	13/10/2014 5:50	28.06	83.4	5.51	4.0	SR5	13/10/2014 11:50	28.41	77.5	**5.07**	4.7	SR5	13/10/2014 17:50	28.54	83.4	5.44	2.6	SR5	13/10/2014 23:50	28.52	75.9	**4.93**	5.8
SR5	13/10/2014 5:55	28.07	83.4	5.52	4.4	SR5	13/10/2014 11:55	28.41	77.4	**5.06**	4.7	SR5	13/10/2014 17:55	28.60	85.3	5.56	2.2	SR5	13/10/2014 23:55	28.52	76.3	**4.95**	5.9

Station	Timestamp	Temp (°C)	DO (%)	DO (mg/L)	Tur (NTU)	Station	Timestamp	Temp (°C)	DO (%)	DO (mg/L)	Tur (NTU)	Station	Timestamp	Temp (°C)	DO (%)	DO (mg/L)	Tur (NTU)	Station	Timestamp	Temp (°C)	DO (%)	DO (mg/L)	Tur (NTU)
SR9	13/10/2014 0:00	28.12	85.2	**5.62**	**6.3**	SR9	13/10/2014 6:00	27.76	78.5	**5.19**	**7.3**	SR9	13/10/2014 12:00	27.63	83.0	**5.51**	**8.9**	SR9	13/10/2014 18:00	27.98	94.6	6.24	3.7
SR9	13/10/2014 0:05	28.13	85.0	**5.59**	**7.1**	SR9	13/10/2014 6:05	27.80	77.3	**5.10**	**8.4**	SR9	13/10/2014 12:05	27.64	83.3	**5.54**	**10.2**	SR9	13/10/2014 18:05	27.98	94.5	6.26	4.0
SR9	13/10/2014 0:10	28.12	84.4	**5.56**	**6.1**	SR9	13/10/2014 6:10	27.79	77.9	**5.15**	**8.7**	SR9	13/10/2014 12:10	27.67	85.3	**5.66**	**8.8**	SR9	13/10/2014 18:10	27.98	95.0	6.28	4.6
SR9	13/10/2014 0:15	28.12	85.6	**5.61**	**7.1**	SR9	13/10/2014 6:15	27.77	77.3	**5.09**	**8.8**	SR9	13/10/2014 12:15	27.70	85.7	**5.68**	**7.7**	SR9	13/10/2014 18:15	27.97	95.1	6.29	4.3
SR9	13/10/2014 0:20	28.11	84.8	**5.56**	**7.2**	SR9	13/10/2014 6:20	27.74	78.1	**5.16**	**8.7**	SR9	13/10/2014 12:20	27.72	88.0	**5.83**	**7.7**	SR9	13/10/2014 18:20	27.96	91.3	6.04	4.6
SR9	13/10/2014 0:25	28.12	85.1	**5.58**	**7.5**	SR9	13/10/2014 6:25	27.72	78.5	**5.20**	**8.5**	SR9	13/10/2014 12:25	27.74	88.1	**5.83**	**6.9**	SR9	13/10/2014 18:25	27.96	94.4	6.23	**5.5**
SR9	13/10/2014 0:30	28.12	84.5	**5.54**	**7.0**	SR9	13/10/2014 6:30	27.69	77.8	**5.13**	**9.5**	SR9	13/10/2014 12:30	27.74	87.5	**5.79**	**6.9**	SR9	13/10/2014 18:30	27.94	90.9	6.00	4.1
SR9	13/10/2014 0:35	28.10	84.7	**5.56**	**6.7**	SR9	13/10/2014 6:35	27.65	77.8	**5.14**	**7.8**	SR9	13/10/2014 12:35	27.75	87.6	**5.80**	**7.1**	SR9	13/10/2014 18:35	27.94	90.1	**5.94**	4.6
SR9	13/10/2014 0:40	28.12	84.7	**5.56**	**7.8**	SR9	13/10/2014 6:40	27.62	77.4	**5.13**	**7.4**	SR9	13/10/2014 12:40	27.77	87.6	**5.79**	**6.6**	SR9	13/10/2014 18:40	27.95	92.8	6.13	**4.8**
SR9	13/10/2014 0:45	28.10	84.3	**5.53**	**7.0**	SR9	13/10/2014 6:45	27.63	77.2	**5.13**	**9.4**	SR9	13/10/2014 12:45	27.78	86.8	**5.74**	**6.5**	SR9	13/10/2014 18:45	27.93	91.5	6.06	**5.7**
SR9	13/10/2014 0:50	28.09	84.4	**5.53**	**6.7**	SR9	13/10/2014 6:50	27.59	76.9	**5.12**	**9.2**	SR9	13/10/2014 12:50	27.80	87.4	**5.77**	**6.4**	SR9	13/10/2014 18:50	27.92	91.6	6.03	4.2
SR9	13/10/2014 0:55	28.09	84.4	**5.53**	**6.4**	SR9	13/10/2014 6:55	27.56	76.1	**5.08**	**10.0**	SR9	13/10/2014 12:55	27.83	89.4	**5.90**	**6.8**	SR9	13/10/2014 18:55	27.87	90.2	**5.95**	4.1
SR9	13/10/2014 1:00	28.07	84.4	**5.53**	**6.7**	SR9	13/10/2014 7:00	27.57	75.7	**5.05**	**9.2**	SR9	13/10/2014 13:00	27.83	88.5	**5.84**	**6.5**	SR9	13/10/2014 19:00	27.87	88.8	**5.88**	3.9
SR9	13/10/2014 1:05	28.07	84.1	**5.50**	**7.3**	SR9	13/10/2014 7:05	27.52	76.5	**5.10**	**7.7**	SR9	13/10/2014 13:05	27.83	89.4	**5.90**	**7.0**	SR9	13/10/2014 19:05	27.87	88.7	**5.85**	4.2
SR9	13/10/2014 1:10	28.06	83.6	**5.47**	**6.4**	SR9	13/10/2014 7:10	27.53	76.8	**5.10**	**8.6**	SR9	13/10/2014 13:10	27.84	89.8	**5.93**	**6.2**	SR9	13/10/2014 19:10	27.89	89.0	**5.86**	4.3
SR9	13/10/2014 1:15	28.07	85.0	**5.56**	**7.1**	SR9	13/10/2014 7:15	27.55	77.7	**5.16**	**8.0**	SR9	13/10/2014 13:15	27.83	89.8	**5.92**	**6.3**	SR9	13/10/2014 19:15	27.87	87.9	**5.81**	4.1
SR9	13/10/2014 1:20	28.05	84.5	**5.54**	**6.6**	SR9	13/10/2014 7:20	27.60	77.8	**5.16**	**9.4**	SR9	13/10/2014 13:20	27.85	89.8	**5.94**	**6.3**	SR9	13/10/2014 19:20	27.87	87.8	**5.79**	4.1
SR9	13/10/2014 1:25	28.03	85.1	**5.57**	**5.8**	SR9	13/10/2014 7:25	27.58	78.3	**5.20**	**9.0**	SR9	13/10/2014 13:25	27.87	90.9	6.01	**6.8**	SR9	13/10/2014 19:25	27.87	88.0	**5.82**	4.2
SR9	13/10/2014 1:30	28.03	85.1	**5.58**	**5.6**	SR9	13/10/2014 7:30	27.61	78.9	**5.23**	**9.1**	SR9	13/10/2014 13:30	27.88	90.4	5.98	**6.0**	SR9	13/10/2014 19:30	27.88	87.7	**5.80**	4.3
SR9	13/10/2014 1:35	28.00	84.4	**5.55**	**5.7**	SR9	13/10/2014 7:35	27.60	79.2	**5.25**	**9.6**	SR9	13/10/2014 13:35	27.88	91.8	6.07	**5.9**	SR9	13/10/2014 19:35	27.88	86.7	**5.71**	**6.7**
SR9	13/10/2014 1:40	28.00	85.1	**5.59**	**5.2**	SR9	13/10/2014 7:40	27.59	79.5	**5.26**	**9.8**	SR9	13/10/2014 13:40	27.88	91.2	6.03	**6.5**	SR9	13/10/2014 19:40	27.88	88.5	**5.81**	**4.9**
SR9	13/10/2014 1:45	28.02	85.4	**5.61**	**5.6**	SR9	13/10/2014 7:45	27.55	79.7	**5.28**	**9.7**	SR9	13/10/2014 13:45	27.89	92.1	6.07	**6.4**	SR9	13/10/2014 19:45	27.88	87.2	**5.75**	**5.0**
SR9	13/10/2014 1:50	27.98	85.7	**5.64**	**5.1**	SR9	13/10/2014 7:50	27.58	80.8	**5.35**	**9.5**	SR9	13/10/2014 13:50	27.89	92.2	6.09	**6.9**	SR9	13/10/2014 19:50	27.87	87.1	**5.74**	**5.2**
SR9	13/10/2014 1:55	27.97	86.3	**5.68**	**5.1**	SR9	13/10/2014 7:55	27.56	81.3	**5.39**	**11.3**	SR9	13/10/2014 13:55	27.90	92.8	6.13	**6.1**	SR9	13/10/2014 19:55	27.87	87.4	**5.75**	**5.8**
SR9	13/10/2014 2:00	27.99	86.4	**5.67**	**5.7**	SR9	13/10/2014 8:00	27.55	83.4	**5.53**	**9.5**	SR9	13/10/2014 14:00	27.98	93.2	6.15	**5.7**	SR9	13/10/2014 20:00	27.86	85.6	**5.65**	**6.5**
SR9	13/10/2014 2:05	27.98	85.9	**5.65**	**5.3**	SR9	13/10/2014 8:05	27.55	83.1	**5.51**	**8.7**	SR9	13/10/2014 14:05	27.82	90.5	5.98	**6.9**	SR9	13/10/2014 20:05	27.85	85.9	**5.66**	**5.8**
SR9	13/10/2014 2:10	27.99	85.9	**5.65**	**5.7**	SR9	13/10/2014 8:10	27.55	83.8	**5.55**	**11.2**	SR9	13/10/2014 14:10	27.93	92.2	6.09	**6.1**	SR9	13/10/2014 20:10	27.84	85.4	**5.64**	**6.5**
SR9	13/10/2014 2:15	27.99	85.6	**5.63**	**5.5**	SR9	13/10/2014 8:15	27.53	83.0	**5.50**	**13.8**	SR9	13/10/2014 14:15	28.05	93.1	6.13	**5.1**	SR9	13/10/2014 20:15	27.84	85.2	**5.63**	**5.8**
SR9	13/10/2014 2:20	27.97	84.9	**5.59**	**5.8**	SR9	13/10/2014 8:20	27.52	83.1	**5.52**	**11.1**	SR9	13/10/2014 14:20	27.99	93.1	6.14	**5.6**	SR9	13/10/2014 20:20	27.84	85.0	**5.61**	**7.1**
SR9	13/10/2014 2:25	27.96	85.5	**5.63**	**5.6**	SR9	13/10/2014 8:25	27.52	84.5	**5.61**	**8.4**	SR9	13/10/2014 14:25	27.98	93.1	6.14	**5.7**	SR9	13/10/2014 20:25	27.84	84.6	**5.60**	**6.9**
SR9	13/10/2014 2:30	27.98	85.7	**5.64**	**5.9**	SR9	13/10/2014 8:30	27.56	83.1	**5.51**	**10.2**	SR9	13/10/2014 14:30	28.01	93.4	6.16	**5.3**	SR9	13/10/2014 20:30	27.84	85.4	**5.63**	**6.3**
SR9	13/10/2014 2:35	27.94	85.4	**5.62**	**5.6**	SR9	13/10/2014 8:35	27.55	82.9	**5.49**	**9.9**	SR9	13/10/2014 14:35	28.01	93.7	6.17	**6.9**	SR9	13/10/2014 20:35	27.84	84.6	**5.57**	**6.1**
SR9	13/10/2014 2:40	27.96	85.1	**5.61**	**5.9**	SR9	13/10/2014 8:40	27.55	83.1	**5.51**	**9.2**	SR9	13/10/2014 14:40	28.03	92.7	6.11	**5.2**	SR9	13/10/2014 20:40	27.83	84.3	**5.56**	**5.9**
SR9	13/10/2014 2:45	27.95	85.0	**5.60**	**5.4**	SR9	13/10/2014 8:45	27.57	83.3	**5.52**	**10.6**	SR9	13/10/2014 14:45	28.01	93.2	6.14	**5.3**	SR9	13/10/2014 20:45	27.82	84.0	**5.55**	**5.9**
SR9	13/10/2014 2:50	27.93	84.7	**5.58**	**5.4**	SR9	13/10/2014 8:50	27.57	83.4	**5.53**	**10.0**	SR9	13/10/2014 14:50	27.99	93.8	6.18	**5.3**	SR9	13/10/2014 20:50	27.83	86.4	**5.69**	**5.8**
SR9	13/10/2014 2:55	27.94	85.0	**5.55**	**6.3**	SR9	13/10/2014 8:55	27.57	83.0	**5.50**	**10.3**	SR9	13/10/2014 14:55	28.00	93.7	6.17	**5.0**	SR9	13/10/2014 20:55	27.82	84.8	**5.60**	**5.6**
SR9	13/10/2014 3:00	27.95	84.6	**5.57**	**6.2**	SR9	13/10/2014 9:00	27.57	83.7	**5.54**	**10.1**	SR9	13/10/2014 15:00	28.00	93.9	6.19	**4.8**	SR9	13/10/2014 21:00	27.83	85.5	**5.63**	**6.0**
SR9	13/10/2014 3:05	27.94	84.4	**5.56**	**5.9**	SR9	13/10/2014 9:05	27.56	84.3	**5.60**	**9.8**	SR9	13/10/2014 15:05	28.02	94.4	6.22	**5.1**	SR9	13/10/2014 21:05	27.83	87.1	**5.75**	**5.9**
SR9	13/10/2014 3:10	27.96	84.2	**5.54**	**6.3**	SR9	13/10/2014 9:10	27.56	84.5	**5.64**	**9.8**	SR9	13/10/2014 15:10	28.02	95.1	6.27	**4.8**	SR9	13/10/2014 21:10	27.83	86.4	**5.69**	**5.7**
SR9	13/10/2014 3:15	27.95	83.4	**5.49**	**6.4**	SR9	13/10/2014 9:15	27.57	84.5	**5.64**	**10.4**	SR9	13/10/2014 15:15	28.03	94.5	6.23	**4.8**	SR9	13/10/2014 21:15	27.81	83.9	**5.53**	**5.3**
SR9	13/10/2014 3:20	27.92	82.8	**5.45**	**6.1**	SR9	13/10/2014 9:20	27.56	84.5	**5.62**	**10.4**	SR9	13/10/2014 15:20	28.05	94.3	6.22	4.4	SR9	13/10/2014 21:20	27.80	84.8	**5.59**	**5.6**
SR9	13/10/2014 3:25	27.92	82.1	**5.41**	**5.8**	SR9	13/10/2014 9:25	27.57	84.7	**5.62**	**10.8**	SR9	13/10/2014 15:25	28.04	94.8	6.25	4.7	SR9	13/10/2014 21:25	27.79	84.7	**5.63**	**5.2**
SR9	13/10/2014 3:30	27.95	83.7	**5.51**	**6.5**	SR9	13/10/2014 9:30	27.57	85.1	**5.65**	**12.0**	SR9	13/10/2014 15:30	28.05	95.0	6.26	4.1	SR9	13/10/2014 21:30	27.80	84.5	**5.62**	**5.2**
SR9	13/10/2014 3:35	27.92	82.7	**5.45**	**6.1**	SR9	13/10/2014 9:35	27.57	85.4	**5.67**	**9.3**	SR9	13/10/2014 15:35	28.02	95.0	6.26	**5.0**	SR9	13/10/2014 21:35	27.80	85.8	**5.68**	4.7
SR9	13/10/2014 3:40	27.93	82.5	**5.43**	**6.0**	SR9	13/10/2014 9:40	27.57	85.4	**5.68**	**9.5**	SR9	13/10/2014 15:40	28.04	95.8	6.31	4.3	SR9	13/10/2014 21:40	27.80	88.5	**5.86**	**5.1**
SR9	13/10/2014 3:45	27.91	82.4	**5.43**	**6.1**	SR9	13/10/2014 9:45	27.58	85.6	**5.67**	**9.4**	SR9	13/10/2014 15:45	28.09	96.3	6.34	4.2	SR9	13/10/2014 21:45	27.79	88.7	**5.89**	4.6
SR9	13/10/2014 3:50	27.91	81.1	**5.34**	**5.7**	SR9	13/10/2014 9:50	27.57	85.3	**5.67**	**9.8**	SR9	13/10/2014 15:50	28.07	95.5	6.28	4.6	SR9	13/10/2014 21:50	27.79	87.8	**5.83**	**4.8**
SR9	13/10/2014 3:55	27.90	81.7	**5.38**	**6.1**	SR9	13/10/2014 9:55	27.57	85.1	**5.65**	**10.0**	SR9	13/10/2014 15:55	28.09	95.0	6.26	4.3	SR9	13/10/2014 21:55	27.78	90.4	5.98	4.4
SR9	13/10/2014 4:00	27.90	81.4	**5.36**	**5.8**	SR9	13/10/2014 10:00	27.57	85.3	**5.66**	**10.9**	SR9	13/10/2014 16:00	28.02	93.9	6.20	4.2	SR9	13/10/2014 22:00	27.78	89.6	**5.93**	4.6
SR9	13/10/2014 4:05	27.89	81.3	**5.36**	**6.4**	SR9	13/10/2014 10:05	27.58	85.3	**5.67**	**10.0**	SR9	13/10/2014 16:05	28.10	93.9	6.19	4.2	SR9	13/10/2014 22:05	27.78	89.9	**5.96**	4.3
SR9	13/10/2014 4:10	27.89	81.4	**5.35**	**6.6**	SR9	13/10/2014 10:10	27.56	85.0	**5.65**	**10.8**	SR9	13/10/2014 16:10	28.11	94.4	6.23	4.4	SR9	13/10/2014 22:10	27.78	89.6	**5.94**	4.5
SR9	13/10/2014 4:15	27.87	80.8	**5.33**	**5.9**	SR9	13/10/2014 10:15	27.57	85.1	**5.65**	**9.9**	SR9	13/10/2014 16:15	28.10	94.8	6.24	3.8	SR9	13/10/2014 22:15	27.79	89.4	**5.88**	4.3
SR9	13/10/2014 4:20	27.86	81.1	**5.35**	**5.9**	SR9	13/10/2014 10:20	27.58	83.9	**5.56**	**10.0**	SR9	13/10/2014 16:20	28.13	94.2	6.19	3.7	SR9	13/10/2014 22:20	27.78	88.8	**5.88**	4.3
SR9	13/10/2014 4:25	27.87	80.7	**5.32**	**5.9**	SR9	13/10/2014 10:25	27.58	83.8	**5.56**	**9.6**	SR9	13/10/2014 16:25	28.14	94.6	6.23	3.7	SR9	13/10/2014 22:25	27.78	88.5	**5.81**	4.3
SR9	13/10/2014 4:30	27.87	80.7	**5.32**	**5.8**	SR9	13/10/2014 10:30	27.58	83.4	**5.54**	**9.9**	SR9	13/10/2014 16:30	28.10	94.6	6.23	3.8	SR9	13/10/2014 22:30	27.78	88.0	**5.78**	4.4
SR9	13/10/2014 4:35	27.88	80.8	**5.33**	**6.3**	SR9	13/10/2014 10:35	27.59	85.0	**5.64**	**10.7**	SR9	13/10/2014 16:35	28.15	94.3	6.21	3.7	SR9	13/10/2014 22:35	27.77	86.7	**5.71**	4.4
SR9	13/10/2014 4:40	27.86	80.3	**5.29**	**6.3**	SR9	13/10/2014 10:40	27.59	85.2	**5.65**	**9.6**	SR9	13/10/2014 16:40	28.09	94.6	6.23	4.0	SR9	13/10/2014 22:40	27.77	87.8	**5.84**	4.2
SR9	13/10/2014 4:45	27.86	80.5	**5.30**	**6.6**	SR9	13/10/2014 10:45	27.56	84.5	**5.60**	**10.4**	SR9	13/10/2014 16:45	28.13	94.5	6.22	3.3	SR9	13/10/2014 22:45	27.77	85.9	**5.71**	4.3
SR9	13/10/2014 4:50	27.86	81.2	**5.35**	**6.3**	SR9	13/10/2014 10:50	27.54	84.2	**5.59**	**10.8**	SR9	13/10/2014 16:50	28.14	93.9	6.18	3.5	SR9	13/10/2014 22:50	27.77	86.7	**5.78**	4.4
SR9	13/10/2014 4:55	27.83	80.1	**5.28**	**5.9**	SR9	13/10/2014 10:55	27.56	83.9	**5.56**	**10.9**	SR9	13/10/2014 16:55	28.15	93.8	6.17	3.2	SR9	13/10/2014 22:55	27.77	86.4	**5.76**	**5.6**
SR9	13/10/2014 5:00	27.85	81.6	**5.38**	**7.2**	SR9	13/10/2014 11:00	27.56	83.4	**5.53**	**10.8**	SR9	13/10/2014 17:00	28.08	94.2	6.20	3.4	SR9	13/10/2014 23:00	27.77	85.9	**5.71**	4.4
SR9	13/10/2014 5:05	27.83	81.6	**5.38**	**6.3**	SR9	13/10/2014 11:05	27.59	85.0	**5.64**	**9.8**	SR9	13/10/2014 17:05	28.11	94.5	6.22	3.5	SR9	13/10/2014 23:05	27.77	84.9	**5.65**	4.5
SR9	13/10/2014 5:10	27.83	81.8	**5.39**	**6.4**	SR9	13/10/2014 11:10	27.59	85.4	**5.66**	**9.2**	SR9	13/10/2014 17:10	28.11	94.3	6.21	3.3	SR9	13/10/2014 23:10	27.77	85.8	**5.70**	4.3
SR9	13/10/2014 5:15	27.82	80.8	**5.33**	**6.7**	SR9	13/10/2014 11:15	27.59	84.8	**5.63**	**10.5**	SR9	13/10/2014 17:15	28.08	94.3	6.21	3.3	SR9	13/10/2014 23:15	27.76	85.1	**5.67**	4.6
SR9	13/10/2014 5:20	27.81	80.7	**5.32**	**6.8**	SR9	13/10/2014 11:20	27.62	85.6	**5.67**	**8.3**	SR9	13/10/2014 17:20	28.07	94.3	6.21	3.5	SR9	13/10/2014 23:20	27.76	84.1	**5.60**	4.2
SR9	13/10/2014 5:25	27.79	80.8	**5.34**	**7.1**	SR9	13/10/2014 11:25	27.63	87.0	**5.76**	**7.7**	SR9	13/10/2014 17:25	28.08	93.4	6.15	3.1	SR9	13/10/2014 23:25	27.76	83.2	**5.53**	4.6
SR9	13/10/2014 5:30	27.80	81.6	**5.40**	**6.6**	SR9	13/10/2014 11:30	27.62	86.7	**5.74**	**7.4**	SR9	13/10/2014 17:30	28.03	93.8	6.18	3.5	SR9	13/10/2014 23:30	27.76	85.4	**5.67**	4.7
SR9	13/10/2014 5:35	27.80	81.7	**5.39**	**7.2**	SR9	13/10/2014 11:35	27.62	85.2	**5.65**	**8.5**	SR9	13/10/2014 17:35	28.00	94.8	6.25	3.7	SR9	13/10/2014 23:35	27.76	84.9	**5.62**	4.7
SR9	13/10/2014 5:40	27.78	81.6	**5.37**	**7.5**	SR9	13/10/2014 11:40	27.62	85.1	**5.65**	**7.8**	SR9	13/10/2014 17:40	28.00	96.6	6.38	4.2	SR9	13/10/2014 23:40	27.76	84.1	**5.57**	**5.4**
SR9	13/10/2014 5:45	27.77	79.4	**5.23**	**7.1**	SR9	13/10/2014 11:45	27.61	85.0	**5.64**	**8.3**	SR9	13/10/2014 17:45	28.00	96.7	6.38	4.1	SR9	13/10/2014 23:45	27.76	83.1	**5.51**	4.6
SR9	13/10/2014 5:50	27.79	78.5	**5.19**	**7.5**	SR9	13/10/2014 11:50	27.62	84.7	**5.62**	**8.4**	SR9	13/10/2014 17:50	28.01	95.4	6.29	4.1	SR9	13/10/2014 23:50	27.75	83.2	**5.52**	4.5
SR9	13/10/2014 5:55	27.78	78.5	**5.18**	**7.3**	SR9	13/10/2014 11:55	27.63	84.5	**5.61**	**8.4**	SR9	13/10/2014 17:55	28.00	95.2	6.28	4.0	SR9	13/10/2014 23:55	27.76	82.9	**5.52**	**4.8**

Station	Timestamp	Temp (°C)	DO (%)	DO (mg/L)	Tur (NTU)	Station	Timestamp	Temp (°C)	DO (%)	DO (mg/L)	Tur (NTU)	Station	Timestamp	Temp (°C)	DO (%)	DO (mg/L)	Tur (NTU)	Station	Timestamp	Temp (°C)	DO (%)	DO (mg/L)	Tur (NTU)
SR10	13/10/2014 0:00	28.53	83.8	**5.43**	3.3	SR10	13/10/2014 6:00	28.35	78.0	**5.07**	3.5	SR10	13/10/2014 12:00	28.41	85.0	**5.52**	3.5	SR10	13/10/2014 18:00	28.43	85.2	**5.53**	**5.1**
SR10	13/10/2014 0:05	28.56	83.7	**5.42**	3.6	SR10	13/10/2014 6:05	28.36	81.7	**5.31**	3.7	SR10	13/10/2014 12:05	28.44	86.1	**5.59**	3.2	SR10	13/10/2014 18:05	28.44	86.3	**5.60**	3.7
SR10	13/10/2014 0:10	28.54	83.6	**5.42**	3.3	SR10	13/10/2014 6:10	28.34	81.3	**5.29**	4.7	SR10	13/10/2014 12:10	28.40	85.2	**5.53**	**6.1**	SR10	13/10/2014 18:10	28.45	85.2	**5.53**	**5.0**
SR10	13/10/2014 0:15	28.57	83.7	**5.42**	3.7	SR10	13/10/2014 6:15	28.33	81.7	**5.31**	3.5	SR10	13/10/2014 12:15	28.46	86.6	**5.62**	2.9	SR10	13/10/2014 18:15	28.41	85.5	**5.56**	3.8
SR10	13/10/2014 0:20	28.57	83.7	**5.42**	4.0	SR10	13/10/2014 6:20	28.32	81.8	**5.32**	3.8	SR10	13/10/2014 12:20	28.46	86.6	**5.62**	2.8	SR10	13/10/2014 18:20	28.42	85.7	**5.57**	**5.1**
SR10	13/10/2014 0:25	28.56	83.8	**5.42**	4.0	SR10	13/10/2014 6:25	28.27	82.9	**5.40**	3.4	SR10	13/10/2014 12:25	28.46	86.7	**5.62**	2.8	SR10	13/10/2014 18:25	28.43	85.4	**5.55**	4.5
SR10	13/10/2014 0:30	28.51	83.8	**5.43**	3.4	SR10	13/10/2014 6:30	28.29	83.4	**5.43**	3.3	SR10	13/10/2014 12:30	28.49	87.0	**5.64**	2.8	SR10	13/10/2014 18:30	28.39	86.2	**5.60**	3.4
SR10	13/10/2014 0:35	28.53	83.8	**5.43**	3.4	SR10	13/10/2014 6:35	28.33	83.4	**5.42**	3.8	SR10	13/10/2014 12:35	28.51	87.1	**5.64**	3.0	SR10	13/10/2014 18:35	28.42	86.6	**5.62**	4.4
SR10	13/10/2014 0:40	28.50	83.8	**5.43**	3.3	SR10	13/10/2014 6:40	28.33	83.2	**5.41**	3.9	SR10	13/10/2014 12:40	28.52	87.2	**5.65**	3.0	SR10	13/10/2014 18:40	28.42	87.1	**5.66**	4.0
SR10	13/10/2014 0:45	28.55	83.8	**5.42**	4.4	SR10	13/10/2014 6:45	28.33	83.4	**5.42**	3.9	SR10	13/10/2014 12:45	28.52	87.7	**5.68**	3.0	SR10	13/10/2014 18:45	28.42	87.1	**5.65**	4.4
SR10	13/10/2014 0:50	28.56	83.5	**5.41**	4.4	SR10	13/10/2014 6:50	28.33	83.7	**5.44**	4.1	SR10	13/10/2014 12:50	28.54	87.8	**5.69**	2.7	SR10	13/10/2014 18:50	28.42	86.8	**5.64**	4.2
SR10	13/10/2014 0:55	28.57	83.5	**5.41**	4.6	SR10	13/10/2014 6:55	28.35	83.8	**5.45**	4.0	SR10	13/10/2014 12:55	28.55	87.9	**5.69**	**4.8**	SR10	13/10/2014 18:55	28.38	86.6	**5.62**	4.5
SR10	13/10/2014 1:00	28.55	83.5	**5.41**	4.1	SR10	13/10/2014 7:00	28.38	84.6	**5.49**	4.7	SR10	13/10/2014 13:00	28.55	87.6	**5.68**	2.8	SR10	13/10/2014 19:00	28.38	86.1	**5.59**	4.4
SR10	13/10/2014 1:05	28.56	83.4	**5.40**	**4.8**	SR10	13/10/2014 7:05	28.39	84.4	**5.48**	**5.5**	SR10	13/10/2014 13:05	28.55	87.6	**5.68**	2.5	SR10	13/10/2014 19:05	28.39	86.1	**5.59**	3.8
SR10	13/10/2014 1:10	28.55	83.0	**5.37**	4.5	SR10	13/10/2014 7:10	28.31	83.9	**5.45**	**5.7**	SR10	13/10/2014 13:10	28.55	87.5	**5.67**	2.8	SR10	13/10/2014 19:10	28.38	85.9	**5.58**	4.0
SR10	13/10/2014 1:15	28.56	82.7	**5.35**	**5.6**	SR10	13/10/2014 7:15	28.32	83.4	**5.42**	3.9	SR10	13/10/2014 13:15	28.52	87.6	**5.68**	3.3	SR10	13/10/2014 19:15	28.39	86.0	**5.59**	3.9
SR10	13/10/2014 1:20	28.53	81.4	**5.27**	4.5	SR10	13/10/2014 7:20	28.31	83.5	**5.42**	**4.9**	SR10	13/10/2014 13:20	28.48	87.1	**5.65**	2.7	SR10	13/10/2014 19:20	28.40	85.9	**5.58**	4.1
SR10	13/10/2014 1:25	28.52	80.5	**5.22**	4.1	SR10	13/10/2014 7:25	28.36	84.0	**5.46**	4.3	SR10	13/10/2014 13:25	28.48	87.0	**5.64**	2.5	SR10	13/10/2014 19:25	28.39	85.9	**5.58**	3.9
SR10	13/10/2014 1:30	28.48	78.8	**5.11**	3.6	SR10	13/10/2014 7:30	28.38	83.6	**5.43**	4.2	SR10	13/10/2014 13:30	28.48	86.9	**5.63**	2.6	SR10	13/10/2014 19:30	28.38	85.8	**5.57**	4.0
SR10	13/10/2014 1:35	28.50	80.5	**5.22**	3.3	SR10	13/10/2014 7:35	28.36	83.5	**5.42**	4.7	SR10	13/10/2014 13:35	28.44	85.5	**5.55**	3.7	SR10	13/10/2014 19:35	28.37	85.8	**5.58**	3.9
SR10	13/10/2014 1:40	28.48	80.5	**5.22**	3.5	SR10	13/10/2014 7:40	28.38	83.8	**5.44**	4.2	SR10	13/10/2014 13:40	28.44	86.2	**5.60**	2.7	SR10	13/10/2014 19:40	28.41	85.4	**5.55**	**5.1**
SR10	13/10/2014 1:45	28.46	81.5	**5.29**	3.2	SR10	13/10/2014 7:45	28.34	83.1	**5.39**	4.7	SR10	13/10/2014 13:45	28.43	82.7	**5.37**	3.1	SR10	13/10/2014 19:45	28.36	85.5	**5.56**	4.0
SR10	13/10/2014 1:50	28.44	82.7	**5.36**	3.1	SR10	13/10/2014 7:50	28.33	82.8	**5.38**	4.4	SR10	13/10/2014 13:50	28.43	83.9	**5.44**	**4.8**	SR10	13/10/2014 19:50	28.36	85.4	**5.55**	4.7
SR10	13/10/2014 1:55	28.46	82.1	**5.32**	3.1	SR10	13/10/2014 7:55	28.32	82.9	**5.39**	4.3	SR10	13/10/2014 13:55	28.39	85.2	**5.54**	3.7	SR10	13/10/2014 19:55	28.37	85.2	**5.54**	**4.9**
SR10	13/10/2014 2:00	28.46	81.5	**5.29**	3.3	SR10	13/10/2014 8:00	28.27	83.5	**5.43**	4.4	SR10	13/10/2014 14:00	28.41	83.3	**5.41**	3.3	SR10	13/10/2014 20:00	28.34	85.0	**5.53**	**4.9**
SR10	13/10/2014 2:05	28.47	82.1	**5.32**	3.3	SR10	13/10/2014 8:05	28.31	82.9	**5.39**	4.1	SR10	13/10/2014 14:05	28.40	82.1	**5.33**	3.6	SR10	13/10/2014 20:05	28.38	81.3	**5.29**	4.5
SR10	13/10/2014 2:10	28.46	81.9	**5.31**	3.4	SR10	13/10/2014 8:10	28.33	82.9	**5.39**	4.3	SR10	13/10/2014 14:10	28.38	84.5	**5.49**	4.1	SR10	13/10/2014 20:10	28.37	81.0	**5.26**	4.3
SR10	13/10/2014 2:15	28.46	80.6	**5.23**	3.5	SR10	13/10/2014 8:15	28.28	83.3	**5.42**	4.1	SR10	13/10/2014 14:15	28.39	83.9	**5.45**	3.7	SR10	13/10/2014 20:15	28.39	83.4	**5.42**	4.2
SR10	13/10/2014 2:20	28.46	81.4	**5.28**	3.3	SR10	13/10/2014 8:20	28.30	83.0	**5.40**	4.0	SR10	13/10/2014 14:20	28.45	83.6	**5.43**	3.2	SR10	13/10/2014 20:20	28.37	82.5	**5.37**	4.0
SR10	13/10/2014 2:25	28.45	80.6	**5.23**	3.4	SR10	13/10/2014 8:25	28.31	83.2	**5.41**	4.2	SR10	13/10/2014 14:25	28.48	84.5	**5.48**	3.1	SR10	13/10/2014 20:25	28.37	83.0	**5.40**	3.8
SR10	13/10/2014 2:30	28.46	81.2	**5.27**	3.3	SR10	13/10/2014 8:30	28.26	82.8	**5.39**	4.5	SR10	13/10/2014 14:30	28.55	87.7	**5.68**	2.7	SR10	13/10/2014 20:30	28.35	83.1	**5.41**	3.9
SR10	13/10/2014 2:35	28.45	80.7	**5.23**	3.5	SR10	13/10/2014 8:35	28.26	82.4	**5.36**	**4.9**	SR10	13/10/2014 14:35	28.52	86.3	**5.59**	3.3	SR10	13/10/2014 20:35	28.36	83.7	**5.44**	4.4
SR10	13/10/2014 2:40	28.44	81.4	**5.28**	3.6	SR10	13/10/2014 8:40	28.27	82.7	**5.38**	**5.0**	SR10	13/10/2014 14:40	28.45	85.7	**5.57**	3.4	SR10	13/10/2014 20:40	28.36	84.0	**5.46**	3.7
SR10	13/10/2014 2:45	28.43	81.3	**5.28**	3.3	SR10	13/10/2014 8:45	28.26	82.2	**5.35**	**5.8**	SR10	13/10/2014 14:45	28.47	83.7	**5.43**	3.1	SR10	13/10/2014 20:45	28.35	83.1	**5.41**	3.3
SR10	13/10/2014 2:50	28.45	81.2	**5.27**	3.5	SR10	13/10/2014 8:50	28.24	82.8	**5.39**	**5.5**	SR10	13/10/2014 14:50	28.54	84.7	**5.49**	2.5	SR10	13/10/2014 20:50	28.35	83.5	**5.43**	3.4
SR10	13/10/2014 2:55	28.44	80.7	**5.24**	3.4	SR10	13/10/2014 8:55	28.25	82.0	**5.34**	**6.5**	SR10	13/10/2014 14:55	28.58	85.7	**5.55**	2.7	SR10	13/10/2014 20:55	28.36	84.1	**5.47**	4.1
SR10	13/10/2014 3:00	28.45	81.0	**5.26**	3.4	SR10	13/10/2014 9:00	28.24	82.4	**5.36**	**5.4**	SR10	13/10/2014 15:00	28.60	87.5	**5.66**	2.4	SR10	13/10/2014 21:00	28.35	83.6	**5.44**	4.6
SR10	13/10/2014 3:05	28.45	81.5	**5.29**	3.4	SR10	13/10/2014 9:05	28.25	82.7	**5.38**	**5.4**	SR10	13/10/2014 15:05	28.62	86.9	**5.62**	2.2	SR10	13/10/2014 21:05	28.35	83.6	**5.44**	3.4
SR10	13/10/2014 3:10	28.42	81.9	**5.31**	3.5	SR10	13/10/2014 9:10	28.27	80.4	**5.23**	**6.0**	SR10	13/10/2014 15:10	28.62	87.2	**5.64**	2.5	SR10	13/10/2014 21:10	28.35	83.3	**5.42**	3.5
SR10	13/10/2014 3:15	28.44	81.4	**5.28**	3.5	SR10	13/10/2014 9:15	28.22	79.6	**5.18**	**7.0**	SR10	13/10/2014 15:15	28.61	86.5	**5.60**	2.6	SR10	13/10/2014 21:15	28.34	83.3	**5.42**	3.6
SR10	13/10/2014 3:20	28.44	80.9	**5.25**	3.8	SR10	13/10/2014 9:20	28.21	80.0	**5.21**	**6.5**	SR10	13/10/2014 15:20	28.55	85.2	**5.52**	2.9	SR10	13/10/2014 21:20	28.33	82.7	**5.38**	3.5
SR10	13/10/2014 3:25	28.43	79.8	**5.18**	4.0	SR10	13/10/2014 9:25	28.20	80.7	**5.26**	**5.7**	SR10	13/10/2014 15:25	28.49	82.2	**5.33**	4.0	SR10	13/10/2014 21:25	28.34	83.8	**5.45**	3.8
SR10	13/10/2014 3:30	28.40	80.8	**5.24**	3.3	SR10	13/10/2014 9:30	28.21	81.6	**5.31**	**5.3**	SR10	13/10/2014 15:30	28.46	85.5	**5.55**	2.8	SR10	13/10/2014 21:30	28.34	82.9	**5.39**	3.6
SR10	13/10/2014 3:35	28.42	81.5	**5.29**	**6.5**	SR10	13/10/2014 9:35	28.26	82.6	**5.38**	4.2	SR10	13/10/2014 15:35	28.48	85.3	**5.54**	3.1	SR10	13/10/2014 21:35	28.34	82.6	**5.37**	3.4
SR10	13/10/2014 3:40	28.42	80.4	**5.22**	4.1	SR10	13/10/2014 9:40	28.28	83.0	**5.40**	4.6	SR10	13/10/2014 15:40	28.50	87.8	**5.70**	2.5	SR10	13/10/2014 21:40	28.34	82.7	**5.38**	4.0
SR10	13/10/2014 3:45	28.40	79.3	**5.15**	**7.0**	SR10	13/10/2014 9:45	28.28	83.2	**5.41**	4.2	SR10	13/10/2014 15:45	28.52	88.9	**5.77**	2.7	SR10	13/10/2014 21:45	28.34	82.5	**5.37**	3.9
SR10	13/10/2014 3:50	28.41	81.3	**5.28**	4.0	SR10	13/10/2014 9:50	28.29	83.2	**5.41**	4.2	SR10	13/10/2014 15:50	28.50	88.5	**5.74**	2.3	SR10	13/10/2014 21:50	28.33	82.4	**5.36**	4.4
SR10	13/10/2014 3:55	28.42	80.0	**5.20**	3.9	SR10	13/10/2014 9:55	28.23	82.5	**5.37**	4.0	SR10	13/10/2014 15:55	28.50	88.0	**5.70**	2.4	SR10	13/10/2014 21:55	28.34	81.7	**5.32**	4.1
SR10	13/10/2014 4:00	28.43	81.5	**5.29**	3.9	SR10	13/10/2014 10:00	28.25	82.8	**5.39**	3.5	SR10	13/10/2014 16:00	28.45	86.7	**5.63**	2.9	SR10	13/10/2014 22:00	28.34	82.3	**5.36**	3.4
SR10	13/10/2014 4:05	28.42	81.2	**5.27**	4.1	SR10	13/10/2014 10:05	28.24	82.4	**5.36**	3.4	SR10	13/10/2014 16:05	28.43	84.6	**5.49**	3.6	SR10	13/10/2014 22:05	28.36	82.4	**5.36**	3.4
SR10	13/10/2014 4:10	28.40	80.9	**5.25**	3.9	SR10	13/10/2014 10:10	28.23	82.2	**5.35**	3.9	SR10	13/10/2014 16:10	28.50	88.5	**5.74**	2.6	SR10	13/10/2014 22:10	28.36	82.6	**5.38**	3.2
SR10	13/10/2014 4:15	28.42	80.5	**5.23**	4.1	SR10	13/10/2014 10:15	28.22	82.1	**5.34**	4.0	SR10	13/10/2014 16:15	28.45	86.9	**5.64**	3.0	SR10	13/10/2014 22:15	28.36	82.4	**5.36**	3.5
SR10	13/10/2014 4:20	28.41	79.6	**5.17**	4.1	SR10	13/10/2014 10:20	28.25	82.4	**5.37**	3.7	SR10	13/10/2014 16:20	28.47	87.5	**5.68**	2.9	SR10	13/10/2014 22:20	28.35	81.1	**5.27**	3.4
SR10	13/10/2014 4:25	28.41	79.3	**5.15**	3.9	SR10	13/10/2014 10:25	28.21	82.0	**5.34**	3.3	SR10	13/10/2014 16:25	28.50	87.6	**5.68**	3.7	SR10	13/10/2014 22:25	28.36	81.1	**5.28**	4.1
SR10	13/10/2014 4:30	28.40	77.6	**5.04**	3.8	SR10	13/10/2014 10:30	28.35	84.3	**5.48**	3.7	SR10	13/10/2014 16:30	28.50	86.4	**5.60**	**4.9**	SR10	13/10/2014 22:30	28.36	80.3	**5.22**	4.5
SR10	13/10/2014 4:35	28.39	79.2	**5.14**	3.8	SR10	13/10/2014 10:35	28.31	83.5	**5.43**	3.8	SR10	13/10/2014 16:35	28.49	86.8	**5.63**	4.0	SR10	13/10/2014 22:35	28.36	79.3	**5.15**	3.7
SR10	13/10/2014 4:40	28.37	78.6	**5.10**	3.6	SR10	13/10/2014 10:40	28.45	85.7	**5.56**	3.0	SR10	13/10/2014 16:40	28.48	85.4	**5.54**	4.6	SR10	13/10/2014 22:40	28.34	80.6	**5.24**	4.0
SR10	13/10/2014 4:45	28.36	78.3	**5.09**	3.5	SR10	13/10/2014 10:45	28.42	85.1	**5.52**	3.3	SR10	13/10/2014 16:45	28.46	86.1	**5.59**	4.2	SR10	13/10/2014 22:45	28.35	82.0	**5.33**	3.3
SR10	13/10/2014 4:50	28.37	76.7	**4.99**	3.8	SR10	13/10/2014 10:50	28.40	85.4	**5.54**	3.8	SR10	13/10/2014 16:50	28.47	86.2	**5.59**	4.4	SR10	13/10/2014 22:50	28.34	80.5	**5.24**	3.7
SR10	13/10/2014 4:55	28.37	76.9	**5.00**	4.1	SR10	13/10/2014 10:55	28.41	85.7	**5.56**	3.6	SR10	13/10/2014 16:55	28.48	86.4	**5.61**	3.9	SR10	13/10/2014 22:55	28.34	80.3	**5.23**	3.6
SR10	13/10/2014 5:00	28.38	77.6	**5.04**	3.9	SR10	13/10/2014 11:00	28.40	85.8	**5.57**	3.4	SR10	13/10/2014 17:00	28.45	86.3	**5.60**	4.1	SR10	13/10/2014 23:00	28.35	80.2	**5.22**	3.8
SR10	13/10/2014 5:05	28.35	76.8	**4.99**	3.5	SR10	13/10/2014 11:05	28.41	85.8	**5.57**	3.2	SR10	13/10/2014 17:05	28.44	85.6	**5.56**	4.6	SR10	13/10/2014 23:05	28.34	79.4	**5.17**	3.7
SR10	13/10/2014 5:10	28.35	76.3	**4.96**	3.4	SR10	13/10/2014 11:10	28.41	85.7	**5.56**	3.4	SR10	13/10/2014 17:10	28.48	86.5	**5.61**	**5.2**	SR10	13/10/2014 23:10	28.35	79.5	**5.17**	3.8
SR10	13/10/2014 5:15	28.35	72.6	**4.72**	3.4	SR10	13/10/2014 11:15	28.38	85.2	**5.53**	3.2	SR10	13/10/2014 17:15	28.46	86.7	**5.63**	4.1	SR10	13/10/2014 23:15	28.35	80.4	**5.23**	3.8
SR10	13/10/2014 5:20	28.35	74.6	**4.85**	3.8	SR10	13/10/2014 11:20	28.39	85.4	**5.54**	3.2	SR10	13/10/2014 17:20	28.47	86.4	**5.61**	**4.8**	SR10	13/10/2014 23:20	28.35	80.1	**5.21**	3.6
SR10	13/10/2014 5:25	28.34	75.8	**4.92**	3.7	SR10	13/10/2014 11:25	28.40	85.7	**5.56**	3.3	SR10	13/10/2014 17:25	28.47	86.3	**5.60**	4.5	SR10	13/10/2014 23:25	28.34	79.5	**5.17**	3.9
SR10	13/10/2014 5:30	28.34	76.6	**4.98**	3.6	SR10	13/10/2014 11:30	28.41	85.6	**5.56**	3.2	SR10	13/10/2014 17:30	28.46	86.2	**5.59**	**5.1**	SR10	13/10/2014 23:30	28.35	79.6	**5.18**	4.4
SR10	13/10/2014 5:35	28.35	76.1	**4.94**	3.9	SR10	13/10/2014 11:35	28.40	85.3	**5.54**	3.5	SR10	13/10/2014 17:35	28.46	86.1	**5.59**	**4.9**	SR10	13/10/2014 23:35	28.35	79.9	**5.20**	3.6
SR10	13/10/2014 5:40	28.35	75.7	**4.92**	3.9	SR10	13/10/2014 11:40	28.41	85.5	**5.55**	3.7	SR10	13/10/2014 17:40	28.46	85.7	**5.56**	**5.2**	SR10	13/10/2014 23:40	28.35	80.1	**5.21**	3.4
SR10	13/10/2014 5:45	28.34	75.1	**4.88**	3.6	SR10	13/10/2014 11:45	28.40	85.4	**5.54**	3.6	SR10	13/10/2014 17:45	28.45	85.6	**5.55**	**5.4**	SR10	13/10/2014 23:45	28.34	80.5	**5.24**	3.4
SR10	13/10/2014 5:50	28.35	75.3	**4.89**	3.8	SR10	13/10/2014 11:50	28.40	85.4	**5.55**	3.4	SR10	13/10/2014 17:50	28.45	85.3	**5.54**	**5.9**	SR10	13/10/2014 23:50	28.34	80.8	**5.26**	3.5
SR10	13/10/2014 5:55	28.35	76.0	**4.94**	3.4	SR10	13/10/2014 11:55	28.41	85.3	**5.54**	3.7	SR10	13/10/2014 17:55	28.44	86.1	**5.59**	**4.9**	SR10	13/10/2014 23:55	28.35	82.3	**5.35**	4.4

Station	Timestamp	Temp (°C)	DO (%)	DO (mg/L)	Tur (NTU)	Station	Timestamp	Temp (°C)	DO (%)	DO (mg/L)	Tur (NTU)	Station	Timestamp	Temp (°C)	DO (%)	DO (mg/L)	Tur (NTU)	Station	Timestamp	Temp (°C)	DO (%)	DO (mg/L)	Tur (NTU)
SR11	13/10/2014 0:00	28.58	74.1	**4.88**	2.0	SR11	13/10/2014 6:00	28.42	65.6	**4.33**	2.6	SR11	13/10/2014 12:00	28.49	74.6	**4.92**	4.6	SR11	13/10/2014 18:00	28.60	74.5	**4.91**	2.7
SR11	13/10/2014 0:05	28.61	71.1	**4.67**	1.9	SR11	13/10/2014 6:05	28.41	66.5	**4.38**	2.1	SR11	13/10/2014 12:05	28.47	75.9	**5.01**	1.9	SR11	13/10/2014 18:05	28.60	71.1	**4.68**	3.7
SR11	13/10/2014 0:10	28.57	76.4	**5.03**	1.9	SR11	13/10/2014 6:10	28.40	65.4	**4.32**	4.1	SR11	13/10/2014 12:10	28.48	72.9	**4.82**	4.3	SR11	13/10/2014 18:10	28.59	75.8	**5.00**	2.2
SR11	13/10/2014 0:15	28.61	70.1	**4.61**	2.2	SR11	13/10/2014 6:15	28.44	67.4	**4.44**	2.4	SR11	13/10/2014 12:15	28.51	75.2	**4.96**	2.3	SR11	13/10/2014 18:15	28.58	74.7	**4.92**	2.6
SR11	13/10/2014 0:20	28.58	70.6	**4.64**	2.0	SR11	13/10/2014 6:20	28.40	67.3	**4.44**	2.8	SR11	13/10/2014 12:20	28.50	71.8	**4.74**	3.0	SR11	13/10/2014 18:20	28.59	71.5	**4.70**	2.3
SR11	13/10/2014 0:25	28.60	73.6	**4.84**	2.3	SR11	13/10/2014 6:25	28.42	66.2	**4.36**	2.4	SR11	13/10/2014 12:25	28.48	71.6	**4.72**	4.3	SR11	13/10/2014 18:25	28.58	75.7	**4.98**	2.9
SR11	13/10/2014 0:30	28.61	73.8	**4.85**	2.1	SR11	13/10/2014 6:30	28.40	65.3	**4.31**	2.0	SR11	13/10/2014 12:30	28.45	72.3	**4.77**	**5.4**	SR11	13/10/2014 18:30	28.58	75.9	**4.99**	2.7
SR11	13/10/2014 0:35	28.61	71.3	**4.69**	2.4	SR11	13/10/2014 6:35	28.41	69.0	**4.56**	2.7	SR11	13/10/2014 12:35	28.48	71.4	**4.71**	3.7	SR11	13/10/2014 18:35	28.59	76.3	**5.02**	2.1
SR11	13/10/2014 0:40	28.66	69.0	**4.53**	3.0	SR11	13/10/2014 6:40	28.38	67.6	**4.46**	2.9	SR11	13/10/2014 12:40	28.42	69.9	**4.62**	1.6	SR11	13/10/2014 18:40	28.58	76.1	**5.00**	2.5
SR11	13/10/2014 0:45	28.66	68.4	**4.50**	2.9	SR11	13/10/2014 6:45	28.39	68.5	**4.52**	2.2	SR11	13/10/2014 12:45	28.44	69.5	**4.59**	1.7	SR11	13/10/2014 18:45	28.59	74.9	**4.92**	2.6
SR11	13/10/2014 0:50	28.68	71.2	**4.67**	3.1	SR11	13/10/2014 6:50	28.40	69.6	**4.60**	2.3	SR11	13/10/2014 12:50	28.70	76.7	**5.04**	1.6	SR11	13/10/2014 18:50	28.57	74.0	**4.87**	2.6
SR11	13/10/2014 0:55	28.65	66.3	**4.36**	2.8	SR11	13/10/2014 6:55	28.39	67.1	**4.43**	2.1	SR11	13/10/2014 12:55	28.43	72.5	**4.79**	4.3	SR11	13/10/2014 18:55	28.57	76.2	**5.01**	2.1
SR11	13/10/2014 1:00	28.67	67.3	**4.42**	2.8	SR11	13/10/2014 7:00	28.36	68.6	**4.53**	1.9	SR11	13/10/2014 13:00	28.47	68.8	**4.54**	3.6	SR11	13/10/2014 19:00	28.57	75.0	**4.93**	2.2
SR11	13/10/2014 1:05	28.65	67.1	**4.41**	2.6	SR11	13/10/2014 7:05	28.37	69.0	**4.56**	1.7	SR11	13/10/2014 13:05	28.70	76.4	**5.03**	1.6	SR11	13/10/2014 19:05	28.58	75.8	**4.98**	3.3
SR11	13/10/2014 1:10	28.68	67.7	**4.44**	3.7	SR11	13/10/2014 7:10	28.37	66.3	**4.38**	1.9	SR11	13/10/2014 13:10	28.72	77.2	**5.08**	1.6	SR11	13/10/2014 19:10	28.57	75.3	**4.95**	2.3
SR11	13/10/2014 1:15	28.67	67.8	**4.45**	3.0	SR11	13/10/2014 7:15	28.37	68.6	**4.54**	3.4	SR11	13/10/2014 13:15	28.69	75.1	**4.94**	1.9	SR11	13/10/2014 19:15	28.57	76.0	**5.00**	4.1
SR11	13/10/2014 1:20	28.66	67.2	**4.41**	2.8	SR11	13/10/2014 7:20	28.35	66.3	**4.39**	2.2	SR11	13/10/2014 13:20	28.69	74.8	**4.92**	1.7	SR11	13/10/2014 19:20	28.58	74.8	**4.92**	2.4
SR11	13/10/2014 1:25	28.64	67.2	**4.41**	2.5	SR11	13/10/2014 7:25	28.34	65.7	**4.34**	2.1	SR11	13/10/2014 13:25	28.80	78.5	**5.15**	1.8	SR11	13/10/2014 19:25	28.57	73.1	**4.81**	3.3
SR11	13/10/2014 1:30	28.63	66.7	**4.38**	2.7	SR11	13/10/2014 7:30	28.35	67.2	**4.44**	1.9	SR11	13/10/2014 13:30	28.81	78.3	**5.14**	1.7	SR11	13/10/2014 19:30	28.57	70.3	**4.63**	3.0
SR11	13/10/2014 1:35	28.64	68.0	**4.46**	2.7	SR11	13/10/2014 7:35	28.33	66.8	**4.41**	2.3	SR11	13/10/2014 13:35	28.89	81.1	**5.32**	1.8	SR11	13/10/2014 19:35	28.57	72.9	**4.80**	2.3
SR11	13/10/2014 1:40	28.61	67.7	**4.45**	2.3	SR11	13/10/2014 7:40	28.32	66.7	**4.41**	1.7	SR11	13/10/2014 13:40	28.91	83.6	**5.48**	1.6	SR11	13/10/2014 19:40	28.57	72.0	**4.74**	2.5
SR11	13/10/2014 1:45	28.65	68.8	**4.52**	3.2	SR11	13/10/2014 7:45	28.32	69.6	**4.61**	2.8	SR11	13/10/2014 13:45	28.92	83.2	**5.45**	1.5	SR11	13/10/2014 19:45	28.56	70.6	**4.64**	3.5
SR11	13/10/2014 1:50	28.62	69.6	**4.57**	2.5	SR11	13/10/2014 7:50	28.31	67.3	**4.45**	2.9	SR11	13/10/2014 13:50	28.89	82.8	**5.43**	1.7	SR11	13/10/2014 19:50	28.56	71.2	**4.68**	3.4
SR11	13/10/2014 1:55	28.63	69.5	**4.57**	2.2	SR11	13/10/2014 7:55	28.33	71.9	**4.76**	3.3	SR11	13/10/2014 13:55	28.90	83.8	**5.49**	1.7	SR11	13/10/2014 19:55	28.56	73.4	**4.83**	1.9
SR11	13/10/2014 2:00	28.60	67.7	**4.45**	3.0	SR11	13/10/2014 8:00	28.32	70.0	**4.63**	3.1	SR11	13/10/2014 14:00	28.89	84.0	**5.51**	1.7	SR11	13/10/2014 20:00	28.55	70.2	**4.61**	3.7
SR11	13/10/2014 2:05	28.63	70.5	**4.64**	3.0	SR11	13/10/2014 8:05	28.29	64.6	**4.27**	3.2	SR11	13/10/2014 14:05	28.90	84.2	**5.53**	1.8	SR11	13/10/2014 20:05	28.55	70.9	**4.66**	2.3
SR11	13/10/2014 2:10	28.64	71.6	**4.71**	2.8	SR11	13/10/2014 8:10	28.30	65.5	**4.34**	2.6	SR11	13/10/2014 14:10	28.89	83.6	**5.49**	1.6	SR11	13/10/2014 20:10	28.53	65.1	**4.28**	3.5
SR11	13/10/2014 2:15	28.61	68.3	**4.49**	2.4	SR11	13/10/2014 8:15	28.30	65.4	**4.33**	2.3	SR11	13/10/2014 14:15	28.85	81.2	**5.33**	1.8	SR11	13/10/2014 20:15	28.54	68.1	**4.48**	2.7
SR11	13/10/2014 2:20	28.61	69.8	**4.59**	2.2	SR11	13/10/2014 8:20	28.30	66.1	**4.36**	2.3	SR11	13/10/2014 14:20	28.99	84.9	**5.56**	1.6	SR11	13/10/2014 20:20	28.54	67.7	**4.46**	2.9
SR11	13/10/2014 2:25	28.58	66.3	**4.36**	2.5	SR11	13/10/2014 8:25	28.29	65.5	**4.33**	2.2	SR11	13/10/2014 14:25	28.90	83.3	**5.46**	1.6	SR11	13/10/2014 20:25	28.53	66.1	**4.35**	3.2
SR11	13/10/2014 2:30	28.59	69.2	**4.55**	2.5	SR11	13/10/2014 8:30	28.30	65.0	**4.30**	2.5	SR11	13/10/2014 14:30	28.96	83.7	**5.49**	1.6	SR11	13/10/2014 20:30	28.53	67.9	**4.47**	3.2
SR11	13/10/2014 2:35	28.59	69.9	**4.60**	2.8	SR11	13/10/2014 8:35	28.29	65.5	**4.33**	2.3	SR11	13/10/2014 14:35	29.00	87.7	**5.75**	1.4	SR11	13/10/2014 20:35	28.52	66.2	**4.36**	2.9
SR11	13/10/2014 2:40	28.58	66.8	**4.39**	2.4	SR11	13/10/2014 8:40	28.29	65.8	**4.35**	2.5	SR11	13/10/2014 14:40	29.02	88.0	**5.76**	1.9	SR11	13/10/2014 20:40	28.52	66.1	**4.35**	3.5
SR11	13/10/2014 2:45	28.56	65.8	**4.33**	2.5	SR11	13/10/2014 8:45	28.30	63.8	**4.21**	**7.4**	SR11	13/10/2014 14:45	29.10	91.5	5.98	1.5	SR11	13/10/2014 20:45	28.52	70.9	**4.67**	2.0
SR11	13/10/2014 2:50	28.58	68.1	**4.48**	2.5	SR11	13/10/2014 8:50	28.29	64.8	**4.28**	2.2	SR11	13/10/2014 14:50	29.08	90.6	**5.93**	1.5	SR11	13/10/2014 20:50	28.51	66.7	**4.39**	2.9
SR11	13/10/2014 2:55	28.57	67.7	**4.45**	2.7	SR11	13/10/2014 8:55	28.30	62.4	**4.12**	2.6	SR11	13/10/2014 14:55	29.09	91.4	5.98	1.4	SR11	13/10/2014 20:55	28.51	69.3	**4.57**	2.2
SR11	13/10/2014 3:00	28.56	67.4	**4.43**	2.5	SR11	13/10/2014 9:00	28.32	61.7	**4.08**	3.2	SR11	13/10/2014 15:00	29.05	90.9	**5.95**	1.5	SR11	13/10/2014 21:00	28.52	71.2	**4.69**	2.2
SR11	13/10/2014 3:05	28.54	67.0	**4.41**	2.3	SR11	13/10/2014 9:05	28.31	64.0	**4.23**	2.6	SR11	13/10/2014 15:05	29.02	91.0	**5.95**	1.6	SR11	13/10/2014 21:05	28.52	71.5	**4.71**	1.7
SR11	13/10/2014 3:10	28.56	67.7	**4.45**	2.5	SR11	13/10/2014 9:10	28.34	63.1	**4.17**	3.9	SR11	13/10/2014 15:10	29.01	91.4	5.98	1.4	SR11	13/10/2014 21:10	28.51	70.2	**4.62**	2.1
SR11	13/10/2014 3:15	28.52	64.2	**4.22**	2.7	SR11	13/10/2014 9:15	28.33	66.8	**4.41**	2.8	SR11	13/10/2014 15:15	29.00	89.3	**5.85**	1.4	SR11	13/10/2014 21:15	28.50	69.0	**4.54**	2.9
SR11	13/10/2014 3:20	28.52	64.2	**4.22**	2.3	SR11	13/10/2014 9:20	28.34	64.1	**4.23**	3.4	SR11	13/10/2014 15:20	28.94	89.6	**5.88**	1.5	SR11	13/10/2014 21:20	28.50	69.2	**4.55**	2.4
SR11	13/10/2014 3:25	28.54	68.6	**4.50**	2.6	SR11	13/10/2014 9:25	28.34	63.7	**4.21**	3.3	SR11	13/10/2014 15:25	28.93	89.4	**5.86**	1.7	SR11	13/10/2014 21:25	28.52	70.9	**4.67**	2.1
SR11	13/10/2014 3:30	28.53	66.7	**4.38**	2.3	SR11	13/10/2014 9:30	28.34	64.9	**4.29**	3.8	SR11	13/10/2014 15:30	28.92	91.2	5.98	1.6	SR11	13/10/2014 21:30	28.50	70.3	**4.62**	1.8
SR11	13/10/2014 3:35	28.52	63.9	**4.20**	2.4	SR11	13/10/2014 9:35	28.35	62.4	**4.12**	3.7	SR11	13/10/2014 15:35	28.90	91.2	5.98	1.7	SR11	13/10/2014 21:35	28.51	71.2	**4.69**	1.5
SR11	13/10/2014 3:40	28.48	65.2	**4.29**	1.9	SR11	13/10/2014 9:40	28.35	66.5	**4.40**	2.9	SR11	13/10/2014 15:40	28.89	87.0	**5.71**	1.3	SR11	13/10/2014 21:40	28.50	70.9	**4.67**	2.2
SR11	13/10/2014 3:45	28.52	62.8	**4.13**	2.6	SR11	13/10/2014 9:45	28.36	65.2	**4.31**	3.6	SR11	13/10/2014 15:45	28.90	91.3	5.99	1.5	SR11	13/10/2014 21:45	28.50	72.1	**4.75**	1.9
SR11	13/10/2014 3:50	28.51	65.5	**4.31**	2.7	SR11	13/10/2014 9:50	28.37	62.8	**4.15**	4.5	SR11	13/10/2014 15:50	28.88	88.7	**5.82**	1.7	SR11	13/10/2014 21:50	28.49	75.3	**4.96**	2.0
SR11	13/10/2014 3:55	28.50	64.3	**4.23**	2.5	SR11	13/10/2014 9:55	28.37	64.5	**4.26**	3.7	SR11	13/10/2014 15:55	28.85	87.7	**5.75**	1.6	SR11	13/10/2014 21:55	28.49	75.5	**4.97**	1.8
SR11	13/10/2014 4:00	28.48	66.4	**4.37**	1.9	SR11	13/10/2014 10:00	28.36	63.2	**4.18**	3.6	SR11	13/10/2014 16:00	28.84	91.6	6.01	1.6	SR11	13/10/2014 22:00	28.49	74.6	**4.91**	1.9
SR11	13/10/2014 4:05	28.48	68.7	**4.52**	2.3	SR11	13/10/2014 10:05	28.38	63.7	**4.20**	**4.8**	SR11	13/10/2014 16:05	28.83	87.4	**5.74**	1.8	SR11	13/10/2014 22:05	28.49	74.8	**4.93**	2.1
SR11	13/10/2014 4:10	28.49	63.6	**4.19**	2.7	SR11	13/10/2014 10:10	28.38	67.7	**4.47**	3.7	SR11	13/10/2014 16:10	28.80	89.0	**5.85**	1.6	SR11	13/10/2014 22:10	28.51	76.5	**5.04**	1.0
SR11	13/10/2014 4:15	28.46	70.3	**4.63**	2.1	SR11	13/10/2014 10:15	28.37	62.5	**4.13**	3.9	SR11	13/10/2014 16:15	28.77	82.3	**5.41**	2.9	SR11	13/10/2014 22:15	28.51	78.1	**5.15**	1.3
SR11	13/10/2014 4:20	28.45	69.7	**4.59**	2.3	SR11	13/10/2014 10:20	28.38	68.3	**4.51**	2.6	SR11	13/10/2014 16:20	28.75	85.5	**5.62**	1.5	SR11	13/10/2014 22:20	28.51	78.1	**5.15**	1.3
SR11	13/10/2014 4:25	28.45	69.3	**4.56**	2.5	SR11	13/10/2014 10:25	28.38	62.8	**4.15**	4.5	SR11	13/10/2014 16:25	28.75	87.7	**5.77**	1.8	SR11	13/10/2014 22:25	28.49	74.6	**4.92**	1.5
SR11	13/10/2014 4:30	28.46	70.6	**4.65**	2.5	SR11	13/10/2014 10:30	28.38	67.9	**4.49**	2.2	SR11	13/10/2014 16:30	28.74	86.2	**5.67**	1.5	SR11	13/10/2014 22:30	28.49	74.9	**4.94**	1.5
SR11	13/10/2014 4:35	28.48	65.2	**4.30**	2.2	SR11	13/10/2014 10:35	28.39	71.4	**4.72**	2.7	SR11	13/10/2014 16:35	28.72	84.6	**5.57**	1.4	SR11	13/10/2014 22:35	28.49	74.1	**4.88**	1.6
SR11	13/10/2014 4:40	28.47	66.2	**4.36**	2.3	SR11	13/10/2014 10:40	28.39	67.1	**4.44**	2.8	SR11	13/10/2014 16:40	28.71	81.6	**5.37**	1.9	SR11	13/10/2014 22:40	28.49	77.5	**5.10**	1.2
SR11	13/10/2014 4:45	28.44	65.3	**4.30**	2.6	SR11	13/10/2014 10:45	28.42	72.4	**4.78**	2.1	SR11	13/10/2014 16:45	28.70	80.1	**5.27**	1.9	SR11	13/10/2014 22:45	28.49	77.8	**5.13**	1.2
SR11	13/10/2014 4:50	28.49	66.4	**4.37**	2.5	SR11	13/10/2014 10:50	28.42	72.3	**4.77**	1.9	SR11	13/10/2014 16:50	28.68	83.3	**5.48**	2.0	SR11	13/10/2014 22:50	28.47	74.2	**4.89**	1.3
SR11	13/10/2014 4:55	28.45	65.3	**4.30**	2.2	SR11	13/10/2014 10:55	28.41	71.1	**4.70**	2.0	SR11	13/10/2014 16:55	28.66	83.1	**5.47**	2.0	SR11	13/10/2014 22:55	28.48	75.8	**4.99**	1.4
SR11	13/10/2014 5:00	28.46	64.0	**4.21**	2.3	SR11	13/10/2014 11:00	28.41	71.6	**4.73**	1.9	SR11	13/10/2014 17:00	28.66	81.5	**5.37**	1.9	SR11	13/10/2014 23:00	28.48	74.5	**4.91**	1.6
SR11	13/10/2014 5:05	28.47	64.6	**4.25**	2.4	SR11	13/10/2014 11:05	28.42	72.4	**4.78**	1.7	SR11	13/10/2014 17:05	28.65	84.0	**5.54**	1.9	SR11	13/10/2014 23:05	28.48	76.7	**5.05**	1.3
SR11	13/10/2014 5:10	28.43	68.7	**4.52**	2.1	SR11	13/10/2014 11:10	28.42	69.8	**4.61**	2.4	SR11	13/10/2014 17:10	28.63	86.7	**5.71**	1.6	SR11	13/10/2014 23:10	28.47	72.3	**4.77**	1.5
SR11	13/10/2014 5:15	28.44	67.4	**4.44**	1.8	SR11	13/10/2014 11:15	28.47	74.6	**4.93**	2.5	SR11	13/10/2014 17:15	28.63	83.2	**5.49**	2.0	SR11	13/10/2014 23:15	28.48	77.0	**5.07**	1.1
SR11	13/10/2014 5:20	28.43	63.5	**4.19**	2.3	SR11	13/10/2014 11:20	28.48	78.0	**5.15**	2.2	SR11	13/10/2014 17:20	28.64	80.1	**5.28**	2.5	SR11	13/10/2014 23:20	28.47	76.9	**5.07**	1.3
SR11	13/10/2014 5:25	28.43	64.4	**4.24**	2.7	SR11	13/10/2014 11:25	28.47	77.7	**5.13**	2.2	SR11	13/10/2014 17:25	28.62	80.9	**5.33**	1.6	SR11	13/10/2014 23:25	28.47	75.3	**4.96**	1.8
SR11	13/10/2014 5:30	28.43	66.0	**4.35**	2.4	SR11	13/10/2014 11:30	28.43	75.2	**4.97**	**4.9**	SR11	13/10/2014 17:30	28.60	83.0	**5.47**	1.5	SR11	13/10/2014 23:30	28.46	74.1	**4.89**	1.3
SR11	13/10/2014 5:35	28.43	61.2	**4.03**	2.3	SR11	13/10/2014 11:35	28.52	77.7	**5.12**	1.9	SR11	13/10/2014 17:35	28.63	74.9	**4.94**	3.0	SR11	13/10/2014 23:35	28.46	73.9	**4.88**	1.5
SR11	13/10/2014 5:40	28.40	68.0	**4.49**	1.7	SR11	13/10/2014 11:40	28.53	79.4	**5.23**	2.2	SR11	13/10/2014 17:40	28.62	73.6	**4.85**	3.2	SR11	13/10/2014 23:40	28.46	74.5	**4.91**	1.7
SR11	13/10/2014 5:45	28.41	68.0	**4.48**	2.0	SR11	13/10/2014 11:45	28.51	78.3	**5.16**	1.9	SR11	13/10/2014 17:45	28.59	79.9	**5.27**	1.8	SR11	13/10/2014 23:45	28.46	74.3	**4.90**	1.3
SR11	13/10/2014 5:50	28.41	66.4	**4.38**	3.4	SR11	13/10/2014 11:50	28.47	79.2	**5.23**	1.7	SR11	13/10/2014 17:50	28.59	82.3	**5.43**	2.2	SR11	13/10/2014 23:50	28.46	72.5	**4.78**	1.3
SR11	13/10/2014 5:55	28.41	67.7	**4.46**	2.1	SR11	13/10/2014 11:55	28.58	79.5	**5.24**	1.7	SR11	13/10/2014 17:55	28.61	71.3	**4.70**	3.1	SR11	13/10/2014 23:55	28.47	76.5	**5.04**	1.0

Station	Timestamp	Temp (°C)	DO (%)	DO (mg/L)	Tur (NTU)	Station	Timestamp	Temp (°C)	DO (%)	DO (mg/L)	Tur (NTU)	Station	Timestamp	Temp (°C)	DO (%)	DO (mg/L)	Tur (NTU)	Station	Timestamp	Temp (°C)	DO (%)	DO (mg/L)	Tur (NTU)
SR12	13/10/2014 0:01	28.63	64.0	4.15	6.4	SR12	13/10/2014 6:01	28.40	70.2	4.58	8.8	SR12						SR12	13/10/2014 18:01	28.47	71.2	4.63	4.9
SR12	13/10/2014 0:06	28.55	67.0	4.35	5.2	SR12	13/10/2014 6:06	28.40	70.5	4.59	9.3	SR12	13/10/2014 12:06	28.52	68.3	4.43	6.1	SR12	13/10/2014 18:06	28.48	70.8	4.60	4.6
SR12	13/10/2014 0:11	28.56	67.3	4.37	5.0	SR12	13/10/2014 6:11	28.40	70.6	4.60	8.6	SR12	13/10/2014 12:11	28.52	68.1	4.42	6.5	SR12	13/10/2014 18:11	28.48	71.1	4.63	4.7
SR12	13/10/2014 0:16	28.55	66.5	4.32	5.0	SR12	13/10/2014 6:16	28.40	71.6	4.66	7.8	SR12	13/10/2014 12:16	28.52	66.7	4.33	6.2	SR12	13/10/2014 18:16	28.48	71.4	4.64	4.7
SR12	13/10/2014 0:21	28.54	68.0	4.42	5.5	SR12	13/10/2014 6:21	28.41	71.6	4.66	7.7	SR12	13/10/2014 12:21	28.52	68.0	4.42	5.6	SR12	13/10/2014 18:21	28.48	71.2	4.63	4.8
SR12	13/10/2014 0:26	28.56	67.2	4.36	5.1	SR12	13/10/2014 6:26	28.41	71.2	4.63	7.8	SR12	13/10/2014 12:26	28.53	68.4	4.44	5.4	SR12	13/10/2014 18:26	28.49	70.1	4.56	4.9
SR12	13/10/2014 0:31	28.55	67.1	4.36	5.4	SR12	13/10/2014 6:31	28.42	71.7	4.66	**15.6**	SR12	13/10/2014 12:31	28.53	68.8	4.46	5.8	SR12	13/10/2014 18:31	28.49	70.0	4.55	4.6
SR12	13/10/2014 0:36	28.55	66.6	4.33	4.8	SR12	13/10/2014 6:36	28.42	71.6	4.66	9.4	SR12	13/10/2014 12:36	28.53	67.4	4.38	5.0	SR12	13/10/2014 18:36	28.48	69.7	4.53	4.4
SR12	13/10/2014 0:41	28.57	66.0	4.29	5.3	SR12	13/10/2014 6:41	28.42	72.0	4.68	8.8	SR12	13/10/2014 12:41	28.54	67.5	4.38	6.3	SR12	13/10/2014 18:41	28.48	70.8	4.60	5.0
SR12	13/10/2014 0:46	28.58	64.8	4.20	5.2	SR12	13/10/2014 6:46	28.42	71.4	4.64	8.0	SR12	13/10/2014 12:46	28.54	68.2	4.43	7.2	SR12	13/10/2014 18:46	28.47	70.0	4.55	4.3
SR12	13/10/2014 0:51	28.58	64.2	4.17	4.3	SR12	13/10/2014 6:51	28.41	72.1	4.69	7.1	SR12	13/10/2014 12:51	28.54	69.5	4.51	5.5	SR12	13/10/2014 18:51	28.48	69.6	4.52	5.0
SR12	13/10/2014 0:56	28.49	66.5	4.33	4.3	SR12	13/10/2014 6:56	28.40	72.7	4.73	7.2	SR12	13/10/2014 12:56	28.55	68.6	4.45	5.5	SR12	13/10/2014 18:56	28.48	68.6	4.46	4.6
SR12	13/10/2014 1:01	28.50	66.6	4.34	4.5	SR12	13/10/2014 7:01	28.40	72.2	4.70	6.9	SR12	13/10/2014 13:01	28.55	67.9	4.41	5.6	SR12	13/10/2014 19:01	28.48	69.0	4.49	4.7
SR12	13/10/2014 1:06	28.51	65.9	4.29	4.2	SR12	13/10/2014 7:06	28.40	72.5	4.72	6.5	SR12	13/10/2014 13:06	28.55	68.0	4.41	5.3	SR12	13/10/2014 19:06	28.49	68.2	4.43	4.2
SR12	13/10/2014 1:11	28.51	65.2	4.24	4.5	SR12	13/10/2014 7:11	28.39	72.9	4.74	6.8	SR12	13/10/2014 13:11	28.55	68.4	4.44	5.5	SR12	13/10/2014 19:11	28.48	69.9	4.54	5.0
SR12	13/10/2014 1:16	28.51	65.0	4.23	3.9	SR12	13/10/2014 7:16	28.40	72.2	4.70	8.0	SR12	13/10/2014 13:16	28.55	67.4	4.37	8.5	SR12	13/10/2014 19:16	28.48	69.6	4.53	4.7
SR12	13/10/2014 1:21	28.50	64.9	4.22	4.1	SR12	13/10/2014 7:21	28.39	72.2	4.70	7.9	SR12	13/10/2014 13:21	28.55	71.2	4.62	5.3	SR12	13/10/2014 19:21	28.48	69.4	4.51	4.6
SR12	13/10/2014 1:26	28.50	65.8	4.28	3.8	SR12	13/10/2014 7:26	28.39	72.2	4.70	7.1	SR12	13/10/2014 13:26	28.57	70.4	4.57	5.9	SR12	13/10/2014 19:26	28.48	68.7	4.47	4.6
SR12	13/10/2014 1:31	28.50	65.4	4.26	4.0	SR12	13/10/2014 7:31	28.40	71.8	4.67	6.7	SR12	13/10/2014 13:31	28.57	69.5	4.51	5.4	SR12	13/10/2014 19:31	28.48	68.2	4.43	4.3
SR12	13/10/2014 1:36	28.51	65.1	4.24	4.3	SR12	13/10/2014 7:36	28.40	72.8	4.74	9.2	SR12	13/10/2014 13:36	28.57	69.6	4.51	5.4	SR12	13/10/2014 19:36	28.47	69.0	4.48	4.9
SR12	13/10/2014 1:41	28.51	65.3	4.25	4.5	SR12	13/10/2014 7:41	28.39	72.5	4.72	7.4	SR12	13/10/2014 13:41	28.57	69.1	4.48	5.9	SR12	13/10/2014 19:41	28.48	68.1	4.42	4.5
SR12	13/10/2014 1:46	28.51	64.4	4.19	4.1	SR12	13/10/2014 7:46	28.38	71.9	4.68	6.7	SR12	13/10/2014 13:46	28.58	68.0	4.41	5.4	SR12	13/10/2014 19:46	28.48	68.1	4.42	5.1
SR12	13/10/2014 1:51	28.52	65.1	4.24	4.0	SR12	13/10/2014 7:51	28.37	72.4	4.71	6.3	SR12	13/10/2014 13:51	28.59	67.8	4.39	4.2	SR12	13/10/2014 19:51	28.48	68.0	4.42	5.7
SR12	13/10/2014 1:56	28.51	64.3	4.18	4.0	SR12	13/10/2014 7:56	28.37	71.9	4.68	6.4	SR12	13/10/2014 13:56	28.58	67.4	4.37	4.3	SR12	13/10/2014 19:56	28.48	68.1	4.42	5.0
SR12	13/10/2014 2:01	28.52	64.3	4.19	4.0	SR12	13/10/2014 8:01	28.36	71.9	4.69	6.3	SR12	13/10/2014 14:01	28.57	66.1	4.29	4.4	SR12	13/10/2014 20:01	28.48	67.3	4.37	5.2
SR12	13/10/2014 2:06	28.52	64.9	4.22	4.0	SR12	13/10/2014 8:06	28.38	71.9	4.68	7.3	SR12	13/10/2014 14:06	28.57	66.1	4.29	6.3	SR12	13/10/2014 20:06	28.49	65.7	4.27	4.8
SR12	13/10/2014 2:11	28.51	65.3	4.25	3.8	SR12	13/10/2014 8:11	28.37	72.3	4.71	6.4	SR12	13/10/2014 14:11	28.55	65.6	4.26	5.7	SR12	13/10/2014 20:11	28.49	67.6	4.39	5.6
SR12	13/10/2014 2:16	28.52	65.6	4.27	4.0	SR12	13/10/2014 8:16	28.36	72.4	4.72	6.4	SR12	13/10/2014 14:16	28.54	65.1	4.23	6.4	SR12	13/10/2014 20:16	28.49	67.7	4.39	5.2
SR12	13/10/2014 2:21	28.52	65.7	4.27	4.7	SR12	13/10/2014 8:21	28.35	72.8	4.74	5.8	SR12	13/10/2014 14:21	28.53	65.9	4.28	7.2	SR12	13/10/2014 20:21	28.49	67.1	4.36	5.2
SR12	13/10/2014 2:26	28.52	65.6	4.27	4.5	SR12	13/10/2014 8:26	28.36	71.6	4.67	5.5	SR12	13/10/2014 14:26	28.52	64.5	4.19	6.8	SR12	13/10/2014 20:26	28.49	67.2	4.36	6.5
SR12	13/10/2014 2:31	28.53	66.6	4.33	4.9	SR12	13/10/2014 8:31	28.38	70.6	4.60	5.2	SR12	13/10/2014 14:31	28.58	68.1	4.42	4.5	SR12	13/10/2014 20:31	28.47	67.7	4.40	6.0
SR12	13/10/2014 2:36	28.53	66.6	4.34	4.7	SR12	13/10/2014 8:36	28.36	70.6	4.60	4.8	SR12	13/10/2014 14:36	28.59	68.4	4.44	4.6	SR12	13/10/2014 20:36	28.48	67.2	4.36	5.7
SR12	13/10/2014 2:41	28.53	66.7	4.34	5.0	SR12	13/10/2014 8:41	28.37	70.4	4.59	5.0	SR12	13/10/2014 14:41	28.59	68.3	4.43	4.1	SR12	13/10/2014 20:41	28.48	66.9	4.34	5.9
SR12	13/10/2014 2:46	28.52	66.6	4.34	4.7	SR12	13/10/2014 8:46	28.40	69.4	4.52	6.8	SR12	13/10/2014 14:46	28.56	67.5	4.38	4.7	SR12	13/10/2014 20:46	28.48	67.5	4.38	6.6
SR12	13/10/2014 2:51	28.52	66.6	4.33	4.6	SR12	13/10/2014 8:51	28.41	69.3	4.51	7.2	SR12	13/10/2014 14:51	28.53	66.2	4.30	6.2	SR12	13/10/2014 20:51	28.47	67.7	4.39	7.4
SR12	13/10/2014 2:56	28.51	66.7	4.34	4.7	SR12	13/10/2014 8:56	28.40	69.2	4.51	6.1	SR12	13/10/2014 14:56	28.53	66.7	4.33	5.5	SR12	13/10/2014 20:56	28.47	67.4	4.38	6.8
SR12	13/10/2014 3:01	28.51	66.2	4.31	4.6	SR12	13/10/2014 9:01	28.40	69.7	4.54	6.3	SR12	13/10/2014 15:01	28.52	66.9	4.34	6.0	SR12	13/10/2014 21:01	28.46	66.6	4.33	7.3
SR12	13/10/2014 3:06	28.50	67.1	4.37	4.6	SR12	13/10/2014 9:06	28.40	69.8	4.54	7.1	SR12	13/10/2014 15:06	28.51	67.5	4.38	5.8	SR12	13/10/2014 21:06	28.47	67.3	4.37	7.9
SR12	13/10/2014 3:11	28.49	66.9	4.36	4.4	SR12	13/10/2014 9:11	28.41	68.9	4.49	7.5	SR12	13/10/2014 15:11	28.55	69.3	4.50	4.3	SR12	13/10/2014 21:11	28.48	66.9	4.34	9.1
SR12	13/10/2014 3:16	28.49	67.0	4.36	4.9	SR12	13/10/2014 9:16	28.42	68.8	4.48	7.3	SR12	13/10/2014 15:16	28.53	69.1	4.48	4.2	SR12	13/10/2014 21:16	28.47	67.0	4.35	7.4
SR12	13/10/2014 3:21	28.48	67.3	4.38	5.3	SR12	13/10/2014 9:21	28.42	68.9	4.49	6.9	SR12	13/10/2014 15:21	28.54	67.7	4.40	5.8	SR12	13/10/2014 21:21	28.48	66.7	4.33	8.9
SR12	13/10/2014 3:26	28.49	67.2	4.38	6.3	SR12	13/10/2014 9:26	28.42	69.1	4.50	8.4	SR12	13/10/2014 15:26	28.54	67.1	4.35	7.9	SR12	13/10/2014 21:26	28.48	65.9	4.28	8.4
SR12	13/10/2014 3:31	28.49	66.9	4.36	5.8	SR12	13/10/2014 9:31	28.43	68.4	4.45	7.7	SR12	13/10/2014 15:31	28.54	66.8	4.33	8.4	SR12	13/10/2014 21:31	28.46	66.6	4.32	7.3
SR12	13/10/2014 3:36	28.48	66.6	4.34	5.3	SR12	13/10/2014 9:36	28.43	68.1	4.43	7.3	SR12	13/10/2014 15:36	28.54	67.4	4.37	8.0	SR12	13/10/2014 21:36	28.47	66.0	4.28	7.5
SR12	13/10/2014 3:41	28.48	66.5	4.33	5.3	SR12	13/10/2014 9:41	28.44	68.2	4.44	7.4	SR12	13/10/2014 15:41	28.55	68.7	4.46	4.8	SR12	13/10/2014 21:41	28.46	66.5	4.32	7.0
SR12	13/10/2014 3:46	28.48	66.4	4.33	5.7	SR12	13/10/2014 9:46	28.43	68.3	4.45	6.6	SR12	13/10/2014 15:46	28.66	71.9	4.66	3.8	SR12	13/10/2014 21:46	28.45	66.4	4.31	6.4
SR12	13/10/2014 3:51	28.49	66.9	4.35	6.1	SR12	13/10/2014 9:51	28.45	68.6	4.46	7.1	SR12	13/10/2014 15:51	28.56	72.1	4.68	4.0	SR12	13/10/2014 21:51	28.46	66.3	4.30	7.7
SR12	13/10/2014 3:56	28.48	66.8	4.35	5.6	SR12	13/10/2014 9:56	28.45	68.2	4.44	7.5	SR12	13/10/2014 15:56	28.57	71.1	4.61	4.6	SR12	13/10/2014 21:56	28.45	67.9	4.41	7.4
SR12	13/10/2014 4:01	28.48	66.1	4.31	5.7	SR12	13/10/2014 10:01	28.45	68.3	4.45	6.9	SR12	13/10/2014 16:01	28.55	71.0	4.61	4.3	SR12	13/10/2014 22:01	28.45	67.3	4.37	7.1
SR12	13/10/2014 4:06	28.47	67.0	4.37	5.3	SR12	13/10/2014 10:06	28.44	67.9	4.42	7.0	SR12	13/10/2014 16:06	28.54	70.6	4.59	4.3	SR12	13/10/2014 22:06	28.45	66.5	4.32	6.5
SR12	13/10/2014 4:11	28.47	66.7	4.35	5.8	SR12	13/10/2014 10:11	28.45	68.0	4.43	9.0	SR12	13/10/2014 16:11	28.54	70.4	4.57	5.0	SR12	13/10/2014 22:11	28.46	66.7	4.33	7.0
SR12	13/10/2014 4:16	28.46	66.6	4.34	5.9	SR12	13/10/2014 10:16	28.45	67.8	4.41	7.2	SR12	13/10/2014 16:16	28.55	70.2	4.56	5.2	SR12	13/10/2014 22:16	28.46	67.1	4.36	6.7
SR12	13/10/2014 4:21	28.47	68.2	4.45	6.1	SR12	13/10/2014 10:21	28.45	67.3	4.38	7.6	SR12	13/10/2014 16:21	28.54	69.8	4.53	5.8	SR12	13/10/2014 22:21	28.46	65.8	4.27	7.0
SR12	13/10/2014 4:26	28.47	68.6	4.47	6.0	SR12	13/10/2014 10:26	28.46	67.8	4.41	8.0	SR12	13/10/2014 16:26	28.54	70.3	4.57	4.9	SR12	13/10/2014 22:26	28.46	65.5	4.26	6.5
SR12	13/10/2014 4:31	28.46	67.5	4.39	5.1	SR12	13/10/2014 10:31	28.46	67.9	4.42	8.1	SR12	13/10/2014 16:31	28.53	70.2	4.56	5.1	SR12	13/10/2014 22:31	28.46	64.7	4.20	8.5
SR12	13/10/2014 4:36	28.46	67.2	4.38	5.6	SR12	13/10/2014 10:36	28.46	67.5	4.39	8.3	SR12	13/10/2014 16:36	28.53	70.1	4.55	4.9	SR12	13/10/2014 22:36	28.44	66.0	4.29	6.0
SR12	13/10/2014 4:41	28.46	67.5	4.40	6.0	SR12	13/10/2014 10:41	28.47	68.0	4.42	8.1	SR12	13/10/2014 16:41	28.52	70.0	4.55	4.4	SR12	13/10/2014 22:41	28.44	66.7	4.33	5.6
SR12	13/10/2014 4:46	28.46	67.3	4.39	6.1	SR12	13/10/2014 10:46	28.47	67.6	4.40	7.5	SR12	13/10/2014 16:46	28.50	71.3	4.63	5.4	SR12	13/10/2014 22:46	28.46	66.0	4.29	6.4
SR12	13/10/2014 4:51	28.47	68.1	4.43	6.2	SR12	13/10/2014 10:51	28.48	67.5	4.39	8.8	SR12	13/10/2014 16:51	28.49	71.7	4.66	5.3	SR12	13/10/2014 22:51	28.46	64.2	4.17	7.4
SR12	13/10/2014 4:56	28.47	67.0	4.36	6.1	SR12	13/10/2014 10:56	28.48	67.3	4.38	7.5	SR12	13/10/2014 16:56	28.48	71.8	4.67	5.0	SR12	13/10/2014 22:56	28.45	64.1	4.16	5.6
SR12	13/10/2014 5:01	28.46	67.7	4.41	7.5	SR12	13/10/2014 11:01	28.48	66.4	4.32	7.9	SR12	13/10/2014 17:01	28.47	72.3	4.70	5.5	SR12	13/10/2014 23:01	28.46	63.3	4.11	5.2
SR12	13/10/2014 5:06	28.45	68.8	4.48	**10.7**	SR12	13/10/2014 11:06	28.48	66.4	4.32	8.1	SR12	13/10/2014 17:06	28.47	72.2	4.70	6.0	SR12	13/10/2014 23:06	28.47	64.7	4.20	5.8
SR12	13/10/2014 5:11	28.44	69.5	4.53	9.5	SR12	13/10/2014 11:11	28.49	66.0	4.29	7.4	SR12	13/10/2014 17:11	28.47	72.0	4.68	5.3	SR12	13/10/2014 23:11	28.47	65.3	4.24	5.6
SR12	13/10/2014 5:16	28.44	69.4	4.52	**11.1**	SR12	13/10/2014 11:16	28.49	66.3	4.31	6.6	SR12	13/10/2014 17:16	28.48	72.2	4.69	5.4	SR12	13/10/2014 23:16	28.47	65.5	4.25	5.5
SR12	13/10/2014 5:21	28.42	70.1	4.57	8.7	SR12	13/10/2014 11:21	28.49	67.2	4.37	7.4	SR12	13/10/2014 17:21	28.48	71.7	4.66	5.3	SR12	13/10/2014 23:21	28.47	65.0	4.22	5.2
SR12	13/10/2014 5:26	28.42	70.4	4.59	8.0	SR12	13/10/2014 11:26	28.49	65.9	4.28	**11.1**	SR12	13/10/2014 17:26	28.48	71.1	4.62	5.0	SR12	13/10/2014 23:26	28.48	64.1	4.16	4.9
SR12	13/10/2014 5:31	28.42	70.7	4.60	8.5	SR12						SR12	13/10/2014 17:31	28.48	71.4	4.64	5.8	SR12	13/10/2014 23:31	28.47	64.4	4.18	5.3
SR12	13/10/2014 5:36	28.42	70.2	4.58	7.2	SR12						SR12	13/10/2014 17:36	28.48	70.9	4.61	5.2	SR12	13/10/2014 23:36	28.47	64.5	4.19	5.5
SR12	13/10/2014 5:41	28.41	70.1	4.57	7.7	SR12						SR12	13/10/2014 17:41	28.47	71.2	4.63	4.7	SR12	13/10/2014 23:41	28.48	63.4	4.12	5.7
SR12	13/10/2014 5:46	28.41	70.7	4.60	7.9	SR12						SR12	13/10/2014 17:46	28.46	71.5	4.65	4.8	SR12	13/10/2014 23:46	28.48	64.4	4.18	5.4
SR12	13/10/2014 5:51	28.40	70.1	4.57	6.8	SR12						SR12	13/10/2014 17:51	28.46	71.7	4.66	4.7	SR12	13/10/2014 23:51	28.48	64.4	4.18	5.5
SR12	13/10/2014 5:56	28.40	70.2	4.57	7.9	SR12						SR12	13/10/2014 17:56	28.49	70.9	4.61	5.4	SR12	13/10/2014 23:56	28.48	64.2	4.17	6.3

Station	Timestamp	Temp (°C)	DO (%)	DO (mg/L)	Tur (NTU)	Station	Timestamp	Temp (°C)	DO (%)	DO (mg/L)	Tur (NTU)	Station	Timestamp	Temp (°C)	DO (%)	DO (mg/L)	Tur (NTU)	Station	Timestamp	Temp (°C)	DO (%)	DO (mg/L)	Tur (NTU)
SR13	13/10/2014 0:00	28.56	67.4	**4.42**	3.8	SR13	13/10/2014 6:00	28.27	63.9	**4.27**	4.2	SR13	13/10/2014 12:00	28.44	67.5	**4.42**	1.6	SR13	13/10/2014 18:00	28.45	68.2	**4.47**	1.9
SR13	13/10/2014 0:05	28.56	67.5	**4.43**	3.1	SR13	13/10/2014 6:05	28.37	65.8	**4.39**	3.0	SR13	13/10/2014 12:05	28.47	67.8	**4.44**	1.7	SR13	13/10/2014 18:05	28.45	68.0	**4.45**	1.9
SR13	13/10/2014 0:10	28.56	66.2	**4.34**	2.8	SR13	13/10/2014 6:10	28.22	63.7	**4.26**	2.0	SR13	13/10/2014 12:10	28.53	68.7	**4.50**	2.5	SR13	13/10/2014 18:10	28.46	67.8	**4.44**	3.0
SR13	13/10/2014 0:15	28.57	65.7	**4.31**	2.8	SR13	13/10/2014 6:15	28.19	61.5	**4.12**	1.4	SR13	13/10/2014 12:15	28.49	67.8	**4.44**	1.8	SR13	13/10/2014 18:15	28.46	67.8	**4.43**	4.1
SR13	13/10/2014 0:20	28.57	65.6	**4.30**	3.0	SR13	13/10/2014 6:20	28.30	61.9	**4.14**	2.0	SR13	13/10/2014 12:20	28.49	67.9	**4.45**	2.2	SR13	13/10/2014 18:20	28.46	67.7	**4.43**	3.7
SR13	13/10/2014 0:25	28.56	67.0	**4.39**	3.7	SR13	13/10/2014 6:25	28.35	59.9	**4.00**	1.7	SR13	13/10/2014 12:25	28.46	67.6	**4.43**	1.7	SR13	13/10/2014 18:25	28.45	67.6	**4.42**	4.2
SR13	13/10/2014 0:30	28.55	67.1	**4.40**	4.0	SR13	13/10/2014 6:30	28.35	61.3	**4.09**	2.0	SR13	13/10/2014 12:30	28.48	67.4	**4.42**	1.5	SR13	13/10/2014 18:30	28.46	67.7	**4.43**	3.8
SR13	13/10/2014 0:35	28.55	66.1	**4.34**	3.6	SR13	13/10/2014 6:35	28.36	61.8	**4.12**	1.8	SR13	13/10/2014 12:35	28.50	67.5	**4.42**	1.5	SR13	13/10/2014 18:35	28.45	67.2	**4.40**	3.2
SR13	13/10/2014 0:40	28.55	66.8	**4.38**	3.5	SR13	13/10/2014 6:40	28.34	62.9	**4.19**	1.9	SR13	13/10/2014 12:40	28.46	67.3	**4.41**	1.7	SR13	13/10/2014 18:40	28.45	67.8	**4.43**	4.4
SR13	13/10/2014 0:45	28.55	66.5	**4.36**	3.7	SR13	13/10/2014 6:45	28.34	62.3	**4.16**	2.1	SR13	13/10/2014 12:45	28.44	66.9	**4.38**	3.0	SR13	13/10/2014 18:45	28.43	66.2	**4.33**	2.6
SR13	13/10/2014 0:50	28.56	65.9	**4.32**	3.3	SR13	13/10/2014 6:50	28.36	63.7	**4.25**	2.5	SR13	13/10/2014 12:50	28.44	67.1	**4.40**	1.9	SR13	13/10/2014 18:50	28.40	65.0	**4.26**	2.1
SR13	13/10/2014 0:55	28.56	66.6	**4.37**	4.1	SR13	13/10/2014 6:55	28.34	62.8	**4.19**	2.3	SR13	13/10/2014 12:55	28.46	67.2	**4.41**	1.6	SR13	13/10/2014 18:55	28.41	65.3	**4.28**	2.1
SR13	13/10/2014 1:00	28.56	66.4	**4.35**	2.8	SR13	13/10/2014 7:00	28.29	60.3	**4.02**	1.7	SR13	13/10/2014 13:00	28.44	66.8	**4.38**	3.0	SR13	13/10/2014 19:00	28.43	64.9	**4.25**	2.0
SR13	13/10/2014 1:05	28.56	65.9	**4.32**	2.7	SR13	13/10/2014 7:05	28.32	63.1	**4.20**	1.7	SR13	13/10/2014 13:05	28.45	66.4	**4.35**	2.8	SR13	13/10/2014 19:05	28.44	66.1	**4.32**	2.8
SR13	13/10/2014 1:10	28.56	65.3	**4.28**	2.9	SR13	13/10/2014 7:10	28.33	64.0	**4.26**	1.8	SR13	13/10/2014 13:10	28.46	67.1	**4.39**	1.5	SR13	13/10/2014 19:10	28.44	65.9	**4.31**	2.1
SR13	13/10/2014 1:15	28.56	65.7	**4.31**	2.9	SR13	13/10/2014 7:15	28.34	63.9	**4.25**	2.0	SR13	13/10/2014 13:15	28.45	66.8	**4.37**	3.6	SR13	13/10/2014 19:15	28.43	65.1	**4.26**	2.2
SR13	13/10/2014 1:20	28.55	66.1	**4.33**	3.3	SR13	13/10/2014 7:20	28.35	64.4	**4.28**	2.0	SR13	13/10/2014 13:20	28.45	66.4	**4.35**	3.8	SR13	13/10/2014 19:20	28.43	65.5	**4.28**	2.3
SR13	13/10/2014 1:25	28.55	66.2	**4.34**	4.1	SR13	13/10/2014 7:25	28.33	64.5	**4.29**	1.8	SR13	13/10/2014 13:25	28.46	66.4	**4.35**	2.7	SR13	13/10/2014 19:25	28.44	65.2	**4.27**	2.0
SR13	13/10/2014 1:30	28.55	65.3	**4.28**	2.8	SR13	13/10/2014 7:30	28.32	64.7	**4.30**	1.7	SR13	13/10/2014 13:30	28.46	66.7	**4.37**	2.3	SR13	13/10/2014 19:30	28.44	65.2	**4.27**	2.9
SR13	13/10/2014 1:35	28.54	65.3	**4.28**	2.2	SR13	13/10/2014 7:35	28.30	64.9	**4.31**	1.6	SR13	13/10/2014 13:35	28.46	66.5	**4.35**	3.5	SR13	13/10/2014 19:35	28.43	64.4	**4.21**	1.6
SR13	13/10/2014 1:40	28.55	64.7	**4.24**	2.0	SR13	13/10/2014 7:40	28.29	62.0	**4.12**	2.1	SR13	13/10/2014 13:40	28.45	66.2	**4.34**	3.2	SR13	13/10/2014 19:40	28.42	64.2	**4.20**	1.6
SR13	13/10/2014 1:45	28.55	64.9	**4.26**	2.1	SR13	13/10/2014 7:45	28.34	67.5	**4.48**	3.6	SR13	13/10/2014 13:45	28.45	66.3	**4.34**	3.4	SR13	13/10/2014 19:45	28.41	63.9	**4.19**	1.5
SR13	13/10/2014 1:50	28.55	64.8	**4.25**	1.9	SR13	13/10/2014 7:50	28.34	67.2	**4.45**	4.1	SR13	13/10/2014 13:50	28.44	66.2	**4.33**	2.7	SR13	13/10/2014 19:50	28.43	64.5	**4.22**	1.7
SR13	13/10/2014 1:55	28.55	64.4	**4.22**	1.8	SR13	13/10/2014 7:55	28.35	67.0	**4.43**	4.9	SR13	13/10/2014 13:55	28.44	66.2	**4.33**	1.8	SR13	13/10/2014 19:55	28.41	64.6	**4.23**	1.7
SR13	13/10/2014 2:00	28.55	65.2	**4.28**	2.1	SR13	13/10/2014 8:00	28.35	67.0	**4.44**	4.8	SR13	13/10/2014 14:00	28.43	66.1	**4.33**	1.7	SR13	13/10/2014 20:00	28.44	64.8	**4.24**	2.2
SR13	13/10/2014 2:05	28.54	64.1	**4.21**	1.6	SR13	13/10/2014 8:05	28.35	67.5	**4.47**	4.5	SR13	13/10/2014 14:05	28.42	66.0	**4.33**	1.2	SR13	13/10/2014 20:05	28.43	64.9	**4.24**	2.3
SR13	13/10/2014 2:10	28.54	63.3	**4.15**	1.5	SR13	13/10/2014 8:10	28.34	66.9	**4.43**	3.3	SR13	13/10/2014 14:10	28.45	66.4	**4.35**	2.1	SR13	13/10/2014 20:10	28.41	64.5	**4.22**	2.2
SR13	13/10/2014 2:15	28.55	63.1	**4.14**	1.8	SR13	13/10/2014 8:15	28.31	66.4	**4.40**	3.6	SR13	13/10/2014 14:15	28.45	65.8	**4.31**	1.7	SR13	13/10/2014 20:15	28.42	65.4	**4.28**	2.3
SR13	13/10/2014 2:20	28.55	63.9	**4.20**	1.9	SR13	13/10/2014 8:20	28.32	66.6	**4.41**	3.5	SR13	13/10/2014 14:20	28.44	65.7	**4.31**	2.0	SR13	13/10/2014 20:20	28.42	65.2	**4.27**	2.7
SR13	13/10/2014 2:25	28.54	66.5	**4.37**	4.4	SR13	13/10/2014 8:25	28.06	65.4	**4.35**	2.0	SR13	13/10/2014 14:25	28.40	66.1	**4.34**	1.5	SR13	13/10/2014 20:25	28.41	64.6	**4.23**	1.8
SR13	13/10/2014 2:30	28.55	65.8	**4.32**	5.7	SR13	13/10/2014 8:30	28.26	65.7	**4.35**	3.1	SR13	13/10/2014 14:30	28.44	65.7	**4.30**	2.5	SR13	13/10/2014 20:30	28.41	64.7	**4.24**	3.0
SR13	13/10/2014 2:35	28.54	65.7	**4.31**	4.4	SR13	13/10/2014 8:35	28.24	65.6	**4.35**	2.6	SR13	13/10/2014 14:35	28.46	66.1	**4.32**	3.4	SR13	13/10/2014 20:35	28.41	63.8	**4.18**	1.5
SR13	13/10/2014 2:40	28.53	65.7	**4.32**	3.5	SR13	13/10/2014 8:40	28.32	65.5	**4.33**	2.6	SR13	13/10/2014 14:40	28.47	65.9	**4.31**	3.2	SR13	13/10/2014 20:40	28.41	64.9	**4.25**	1.7
SR13	13/10/2014 2:45	28.54	65.9	**4.34**	4.2	SR13	13/10/2014 8:45	28.34	66.2	**4.37**	3.1	SR13	13/10/2014 14:45	28.45	66.1	**4.33**	2.8	SR13	13/10/2014 20:45	28.41	65.4	**4.28**	2.4
SR13	13/10/2014 2:50	28.54	65.5	**4.31**	3.6	SR13	13/10/2014 8:50	28.33	65.8	**4.34**	2.7	SR13	13/10/2014 14:50	28.49	67.4	**4.41**	2.4	SR13	13/10/2014 20:50	28.41	65.5	**4.29**	2.5
SR13	13/10/2014 2:55	28.54	64.7	**4.26**	2.5	SR13	13/10/2014 8:55	28.29	64.4	**4.26**	3.4	SR13	13/10/2014 14:55	28.47	66.6	**4.36**	2.0	SR13	13/10/2014 20:55	28.40	65.8	**4.31**	2.4
SR13	13/10/2014 3:00	28.54	64.0	**4.22**	2.8	SR13	13/10/2014 9:00	28.32	64.9	**4.29**	7.0	SR13	13/10/2014 15:00	28.48	68.1	**4.45**	2.3	SR13	13/10/2014 21:00	28.41	64.1	**4.20**	1.6
SR13	13/10/2014 3:05	28.54	64.2	**4.24**	3.2	SR13	13/10/2014 9:05	28.32	65.4	**4.31**	4.2	SR13	13/10/2014 15:05	28.48	68.1	**4.45**	2.7	SR13	13/10/2014 21:05	28.41	64.8	**4.24**	2.4
SR13	13/10/2014 3:10	28.54	64.3	**4.24**	3.3	SR13	13/10/2014 9:10	28.32	66.0	**4.35**	5.6	SR13	13/10/2014 15:10	28.47	67.8	**4.44**	2.1	SR13	13/10/2014 21:10	28.41	65.2	**4.27**	2.2
SR13	13/10/2014 3:15	28.54	64.5	**4.25**	3.8	SR13	13/10/2014 9:15	28.31	64.9	**4.28**	3.8	SR13						SR13	13/10/2014 21:15	28.42	63.3	**4.14**	1.8
SR13	13/10/2014 3:20	28.54	64.9	**4.28**	3.4	SR13	13/10/2014 9:20	28.32	64.9	**4.28**	3.7	SR13						SR13	13/10/2014 21:20	28.40	63.4	**4.15**	1.1
SR13	13/10/2014 3:25	28.54	63.4	**4.19**	2.0	SR13	13/10/2014 9:25	28.32	64.6	**4.26**	3.8	SR13						SR13	13/10/2014 21:25	28.43	63.8	**4.18**	1.2
SR13	13/10/2014 3:30	28.54	63.1	**4.17**	2.3	SR13	13/10/2014 9:30	28.32	64.6	**4.26**	3.0	SR13						SR13	13/10/2014 21:30	28.44	63.8	**4.18**	1.3
SR13	13/10/2014 3:35	28.49	62.0	**4.10**	2.1	SR13	13/10/2014 9:35	28.32	65.8	**4.34**	2.9	SR13	13/10/2014 15:35	28.47	67.1	**4.39**	2.8	SR13	13/10/2014 21:35	28.43	64.2	**4.20**	1.4
SR13	13/10/2014 3:40	28.51	64.4	**4.26**	2.9	SR13	13/10/2014 9:40	28.33	65.4	**4.31**	3.1	SR13	13/10/2014 15:40	28.48	66.4	**4.34**	2.7	SR13	13/10/2014 21:40	28.42	64.9	**4.25**	2.0
SR13	13/10/2014 3:45	28.51	62.9	**4.17**	2.4	SR13	13/10/2014 9:45	28.34	65.2	**4.29**	2.3	SR13	13/10/2014 15:45	28.45	66.1	**4.33**	2.3	SR13	13/10/2014 21:45	28.42	63.4	**4.15**	1.4
SR13	13/10/2014 3:50	28.52	62.7	**4.16**	2.1	SR13	13/10/2014 9:50	28.33	64.5	**4.25**	2.5	SR13	13/10/2014 15:50	28.46	67.2	**4.40**	3.2	SR13	13/10/2014 21:50	28.44	63.3	**4.14**	1.3
SR13	13/10/2014 3:55	28.52	65.1	**4.32**	3.1	SR13	13/10/2014 9:55	28.37	68.0	**4.48**	4.2	SR13	13/10/2014 15:55	28.45	66.9	**4.38**	3.5	SR13	13/10/2014 21:55	28.41	63.2	**4.13**	0.9
SR13	13/10/2014 4:00	28.52	64.2	**4.27**	2.6	SR13	13/10/2014 10:00	28.38	68.4	**4.50**	3.1	SR13	13/10/2014 16:00	28.47	66.6	**4.35**	3.2	SR13	13/10/2014 22:00	28.42	66.1	**4.32**	2.6
SR13	13/10/2014 4:05	28.52	63.3	**4.21**	1.8	SR13	13/10/2014 10:05	28.40	68.8	**4.52**	2.4	SR13	13/10/2014 16:05	28.47	66.3	**4.34**	3.2	SR13	13/10/2014 22:05	28.42	67.8	**4.44**	4.6
SR13	13/10/2014 4:10	28.50	62.4	**4.16**	1.2	SR13	13/10/2014 10:10	28.39	69.1	**4.54**	2.9	SR13	13/10/2014 16:10	28.46	66.6	**4.36**	3.5	SR13	13/10/2014 22:10	28.42	67.6	**4.42**	5.5
SR13	13/10/2014 4:15	28.51	66.1	**4.42**	3.2	SR13	13/10/2014 10:15	28.36	67.8	**4.46**	3.6	SR13	13/10/2014 16:15	28.46	66.6	**4.36**	3.3	SR13	13/10/2014 22:15	28.42	67.3	**4.40**	5.4
SR13	13/10/2014 4:20	28.50	65.8	**4.40**	3.5	SR13	13/10/2014 10:20	28.37	67.7	**4.45**	3.8	SR13	13/10/2014 16:20	28.46	67.1	**4.39**	**24.7**	SR13	13/10/2014 22:20	28.42	67.0	**4.39**	4.2
SR13	13/10/2014 4:25	28.51	65.7	**4.39**	4.6	SR13	13/10/2014 10:25	28.38	68.0	**4.47**	4.9	SR13	13/10/2014 16:25	28.45	66.8	**4.37**	**15.2**	SR13	13/10/2014 22:25	28.42	67.2	**4.40**	4.9
SR13	13/10/2014 4:30	28.48	63.7	**4.25**	2.8	SR13	13/10/2014 10:30	28.35	68.0	**4.47**	3.2	SR13	13/10/2014 16:30	28.46	66.9	**4.37**	7.7	SR13	13/10/2014 22:30	28.42	67.1	**4.39**	4.8
SR13	13/10/2014 4:35	28.49	63.9	**4.22**	7.6	SR13	13/10/2014 10:35	28.37	67.6	**4.44**	3.3	SR13	13/10/2014 16:35	28.45	67.3	**4.40**	6.6	SR13	13/10/2014 22:35	28.42	66.4	**4.35**	3.5
SR13	13/10/2014 4:40	28.46	62.9	**4.16**	3.1	SR13	13/10/2014 10:40	28.40	67.7	**4.45**	2.9	SR13	13/10/2014 16:40	28.44	66.5	**4.35**	4.1	SR13	13/10/2014 22:40	28.42	66.5	**4.35**	4.1
SR13	13/10/2014 4:45	28.48	63.4	**4.20**	2.4	SR13	13/10/2014 10:45	28.42	68.7	**4.51**	3.2	SR13	13/10/2014 16:45	28.45	65.6	**4.29**	6.3	SR13	13/10/2014 22:45	28.42	66.7	**4.36**	8.3
SR13	13/10/2014 4:50	28.48	63.2	**4.18**	3.0	SR13	13/10/2014 10:50	28.45	69.0	**4.53**	2.1	SR13	13/10/2014 16:50	28.46	65.3	**4.27**	6.8	SR13	13/10/2014 22:50	28.42	67.1	**4.39**	10.8
SR13	13/10/2014 4:55	28.48	62.8	**4.15**	2.0	SR13	13/10/2014 10:55	28.44	68.7	**4.51**	2.3	SR13	13/10/2014 16:55	28.46	65.2	**4.26**	7.0	SR13	13/10/2014 22:55	28.42	66.9	**4.38**	5.6
SR13	13/10/2014 5:00	28.47	62.1	**4.11**	1.8	SR13	13/10/2014 11:00	28.44	68.5	**4.49**	2.8	SR13	13/10/2014 17:00	28.46	65.5	**4.28**	9.3	SR13	13/10/2014 23:00	28.42	66.5	**4.35**	6.3
SR13	13/10/2014 5:05	28.47	61.2	**4.05**	2.0	SR13	13/10/2014 11:05	28.39	68.7	**4.51**	1.9	SR13	13/10/2014 17:05	28.46	65.3	**4.27**	6.4	SR13	13/10/2014 23:05	28.42	67.0	**4.38**	7.4
SR13	13/10/2014 5:10	28.47	61.8	**4.10**	2.2	SR13	13/10/2014 11:10	28.40	67.6	**4.44**	2.3	SR13	13/10/2014 17:10	28.46	65.6	**4.29**	6.1	SR13	13/10/2014 23:10	28.42	66.8	**4.37**	9.0
SR13	13/10/2014 5:15	28.44	66.4	**4.40**	4.8	SR13	13/10/2014 11:15	28.40	67.4	**4.43**	2.4	SR13	13/10/2014 17:15	28.46	65.6	**4.29**	6.3	SR13	13/10/2014 23:15	28.42	66.9	**4.38**	8.4
SR13	13/10/2014 5:20	28.45	65.5	**4.33**	7.4	SR13	13/10/2014 11:20	28.40	67.2	**4.41**	1.4	SR13	13/10/2014 17:20	28.45	67.0	**4.39**	3.9	SR13	13/10/2014 23:20	28.43	66.4	**4.34**	6.0
SR13	13/10/2014 5:25	28.44	64.2	**4.25**	3.1	SR13	13/10/2014 11:25	28.43	68.1	**4.47**	1.8	SR13	13/10/2014 17:25	28.44	68.0	**4.45**	2.6	SR13	13/10/2014 23:25	28.43	67.3	**4.41**	7.6
SR13	13/10/2014 5:30	28.40	61.1	**4.05**	2.8	SR13	13/10/2014 11:30	28.46	68.4	**4.49**	2.0	SR13	13/10/2014 17:30	28.43	67.8	**4.44**	2.0	SR13	13/10/2014 23:30	28.43	67.0	**4.38**	6.2
SR13	13/10/2014 5:35	28.45	62.8	**4.17**	3.1	SR13	13/10/2014 11:35	28.44	68.5	**4.49**	2.7	SR13	13/10/2014 17:35	28.44	69.5	**4.55**	1.8	SR13	13/10/2014 23:35	28.42	65.9	**4.31**	6.0
SR13	13/10/2014 5:40	28.40	61.4	**4.08**	3.5	SR13	13/10/2014 11:40	28.42	67.8	**4.45**	2.6	SR13	13/10/2014 17:40	28.44	69.2	**4.53**	1.4	SR13	13/10/2014 23:40	28.43	67.2	**4.40**	5.4
SR13	13/10/2014 5:45	28.41	61.9	**4.11**	2.5	SR13	13/10/2014 11:45	28.42	67.6	**4.43**	2.4	SR13	13/10/2014 17:45	28.45	69.6	**4.56**	1.9	SR13	13/10/2014 23:45	28.42	65.6	**4.29**	3.8
SR13	13/10/2014 5:50	28.36	62.7	**4.17**	2.6	SR13	13/10/2014 11:50	28.40	67.4	**4.42**	2.0	SR13	13/10/2014 17:50	28.44	69.0	**4.51**	2.8	SR13	13/10/2014 23:50	28.42	66.3	**4.34**	5.2
SR13	13/10/2014 5:55	28.35	63.9	**4.26**	2.5	SR13	13/10/2014 11:55	28.41	67.1	**4.40**	1.8	SR13	13/10/2014 17:55	28.44	68.4	**4.48**	2.1	SR13	13/10/2014 23:55	28.42	66.9	**4.38**	4.5

Station	Timestamp	NH_3 (mg/L)				Station	Timestamp	NH_3 (mg/L)			
SR4	13/10/2014 0:17	0.06				SR12	13/10/2014 0:17	0.07			
SR4	13/10/2014 0:37	0.07				SR12	13/10/2014 0:37	0.08			
SR4	13/10/2014 0:57	0.07				SR12	13/10/2014 0:57	0.08			
SR4	13/10/2014 1:17	0.08				SR12	13/10/2014 1:17	0.08			
SR4	13/10/2014 1:37	0.07				SR12	13/10/2014 1:37	0.06			
SR4	13/10/2014 1:57	0.07				SR12	13/10/2014 1:57	0.06			
SR4	13/10/2014 2:17	0.08				SR12	13/10/2014 2:17	0.06			
SR4	13/10/2014 2:37	0.08				SR12	13/10/2014 2:37	0.07			
SR4	13/10/2014 2:57	0.07				SR12	13/10/2014 2:57	0.08			
SR4	13/10/2014 3:17	0.05				SR12	13/10/2014 3:17	0.09			
SR4	13/10/2014 3:37	0.06				SR12	13/10/2014 3:37	0.08			
SR4	13/10/2014 3:57	0.05				SR12	13/10/2014 3:57	0.08			
SR4	13/10/2014 4:17	0.05				SR12	13/10/2014 4:17	0.07			
SR4	13/10/2014 4:37	0.09				SR12	13/10/2014 4:37	0.08			
SR4	13/10/2014 4:57	0.06				SR12	13/10/2014 4:57	0.07			
SR4	13/10/2014 5:17	0.07				SR12	13/10/2014 5:17	0.07			
SR4	13/10/2014 5:37	0.07				SR12	13/10/2014 5:37	0.08			
SR4	13/10/2014 5:57	0.07				SR12	13/10/2014 5:57	0.08			
SR4						SR12					
SR4	13/10/2014 6:37	0.05				SR12	13/10/2014 6:37	0.09			
SR4	13/10/2014 6:57	0.09				SR12	13/10/2014 6:57	0.12			
SR4	13/10/2014 7:17	0.07				SR12	13/10/2014 7:17	0.08			
SR4	13/10/2014 7:37	0.07				SR12	13/10/2014 7:37	0.09			
SR4	13/10/2014 7:57	0.07				SR12	13/10/2014 7:57	0.11			
SR4	13/10/2014 8:17	0.06				SR12	13/10/2014 8:17	0.10			
SR4	13/10/2014 8:37	0.09				SR12	13/10/2014 8:37	0.09			
SR4	13/10/2014 8:57	0.07				SR12	13/10/2014 8:57	0.12			
SR4	13/10/2014 9:17	0.07				SR12	13/10/2014 9:17	0.08			
SR4	13/10/2014 9:37	0.06				SR12	13/10/2014 9:37	0.10			
SR4	13/10/2014 9:57	0.06				SR12	13/10/2014 9:57	0.09			
SR4						SR12	13/10/2014 10:17	0.08			
SR4						SR12	13/10/2014 10:37	0.09			
SR4						SR12	13/10/2014 10:57	0.08			
SR4	13/10/2014 11:17	0.06				SR12					
SR4	13/10/2014 11:37	0.07				SR12					
SR4	13/10/2014 11:57	0.08				SR12					
SR4	13/10/2014 12:17	0.08				SR12					
SR4	13/10/2014 12:37	0.08				SR12	13/10/2014 12:37	0.07			
SR4	13/10/2014 12:57	0.07				SR12	13/10/2014 12:57	0.07			
SR4	13/10/2014 13:17	0.07				SR12	13/10/2014 13:17	0.06			
SR4	13/10/2014 13:37	0.06				SR12	13/10/2014 13:37	0.06			
SR4	13/10/2014 13:57	0.06				SR12	13/10/2014 13:57	0.06			
SR4	13/10/2014 14:17	0.06				SR12	13/10/2014 14:17	0.06			
SR4	13/10/2014 14:37	0.08				SR12	13/10/2014 14:37	0.06			
SR4	13/10/2014 14:57	0.08				SR12	13/10/2014 14:57	0.08			
SR4	13/10/2014 15:17	0.08				SR12	13/10/2014 15:17	0.08			
SR4	13/10/2014 15:37	0.07				SR12	13/10/2014 15:37	0.07			
SR4	13/10/2014 15:57	0.08				SR12	13/10/2014 15:57	0.08			
SR4	13/10/2014 16:17	0.07				SR12	13/10/2014 16:17	0.07			
SR4	13/10/2014 16:37	0.07				SR12	13/10/2014 16:37	0.05			
SR4	13/10/2014 16:57	0.07				SR12	13/10/2014 16:57	0.06			
SR4	13/10/2014 17:17	0.07				SR12	13/10/2014 17:17	0.06			
SR4	13/10/2014 17:37	0.07				SR12	13/10/2014 17:37	0.06			
SR4	13/10/2014 17:57	0.07				SR12	13/10/2014 17:57	0.07			
SR4	13/10/2014 18:17	0.07				SR12	13/10/2014 18:17	0.07			
SR4	13/10/2014 18:37	0.08				SR12	13/10/2014 18:37	0.06			
SR4	13/10/2014 18:57	0.08				SR12	13/10/2014 18:57	0.06			
SR4	13/10/2014 19:17	0.08				SR12	13/10/2014 19:17	0.05			
SR4	13/10/2014 19:37	0.08				SR12	13/10/2014 19:37	0.06			
SR4	13/10/2014 19:57	0.06				SR12	13/10/2014 19:57	0.06			
SR4	13/10/2014 20:17	0.06				SR12	13/10/2014 20:17	0.06			
SR4	13/10/2014 20:37	0.06				SR12	13/10/2014 20:37	0.06			
SR4	13/10/2014 20:57	0.06				SR12	13/10/2014 20:57	0.07			
SR4	13/10/2014 21:17	0.06				SR12	13/10/2014 21:17	0.05			
SR4	13/10/2014 21:37	0.06				SR12	13/10/2014 21:37	0.05			
SR4	13/10/2014 21:57	0.07				SR12	13/10/2014 21:57	0.06			
SR4	13/10/2014 22:17	0.08				SR12	13/10/2014 22:17	0.07			
SR4	13/10/2014 22:37	0.08				SR12	13/10/2014 22:37	0.07			
SR4	13/10/2014 22:57	0.08				SR12	13/10/2014 22:57	0.08			
SR4	13/10/2014 23:17	0.06				SR12	13/10/2014 23:17	0.08			
SR4	13/10/2014 23:37	0.04				SR12	13/10/2014 23:37	0.08			
SR4	13/10/2014 23:57	0.05				SR12	13/10/2014 23:57	0.06			

Remark: Fonts with underline: Action Level Exceedance
Fonts with bold and underline: Limit Level Exceedance
Automatic Instrument calibration of NH3-N monitor was carried out during 5:57-6:37 at SR4 and SR12.
SR4 monitoring station was under maintenance during 10:06-10:56.
SR12 monitoring station was under maintenance during 11:26-12:06.
SR13 monitoring station was under maintenance during 15:10-15:35.

Station	Timestamp	Temp (°C)	DO (%)	DO (mg/L)	Tur (NTU)	Station	Timestamp	Temp (°C)	DO (%)	DO (mg/L)	Tur (NTU)	Station	Timestamp	Temp (°C)	DO (%)	DO (mg/L)	Tur (NTU)	Station	Timestamp	Temp (°C)	DO (%)	DO (mg/L)	Tur (NTU)
SR4	14/10/2014 0:01	28.48	68.1	4.45	2.7	SR4	14/10/2014 6:01	28.42	70.7	4.62	2.7	SR4	14/10/2014 12:01	28.41	75.8	4.95	4.5	SR4	14/10/2014 18:01	28.43	71.4	4.66	2.5
SR4	14/10/2014 0:06	28.38	69.2	4.53	1.3	SR4	14/10/2014 6:06	28.42	70.8	4.63	2.9	SR4	14/10/2014 12:06	28.42	75.7	4.95	2.4	SR4	14/10/2014 18:06	28.38	70.6	4.62	1.9
SR4	14/10/2014 0:11	28.38	71.3	4.67	1.8	SR4	14/10/2014 6:11	28.41	70.8	4.63	4.3	SR4	14/10/2014 12:11	28.43	74.7	4.88	3.0	SR4	14/10/2014 18:11	28.39	70.0	4.57	2.4
SR4	14/10/2014 0:16	28.38	70.4	4.61	1.7	SR4	14/10/2014 6:16	28.42	71.3	4.66	3.4	SR4	14/10/2014 12:16	28.45	75.2	4.91	3.0	SR4	14/10/2014 18:16	28.41	68.8	4.49	4.3
SR4	14/10/2014 0:21	28.38	70.9	4.64	1.2	SR4	14/10/2014 6:21	28.42	71.1	4.65	4.7	SR4	14/10/2014 12:21	28.43	74.7	4.88	2.7	SR4	14/10/2014 18:21	28.36	69.5	4.55	1.3
SR4	14/10/2014 0:26	28.39	71.4	4.67	1.2	SR4	14/10/2014 6:26	28.42	71.3	4.66	5.1	SR4	14/10/2014 12:26	28.44	75.1	4.90	2.4	SR4	14/10/2014 18:26	28.34	69.5	4.55	0.9
SR4	14/10/2014 0:31	28.38	71.9	4.71	1.4	SR4	14/10/2014 6:31	28.42	71.0	4.64	4.5	SR4	14/10/2014 12:31	28.44	74.8	4.89	2.0	SR4	14/10/2014 18:31	28.34	66.5	4.35	0.9
SR4	14/10/2014 0:36	28.39	72.3	4.73	1.6	SR4	14/10/2014 6:36	28.42	71.7	4.69	3.8	SR4	14/10/2014 12:36	28.47	75.9	4.95	2.2	SR4	14/10/2014 18:36	28.35	66.8	4.37	1.4
SR4	14/10/2014 0:41	28.39	71.9	4.71	1.4	SR4	14/10/2014 6:41	28.42	72.2	4.72	3.4	SR4	14/10/2014 12:41	28.45	74.4	4.86	3.1	SR4	14/10/2014 18:41	28.37	67.5	4.42	1.9
SR4	14/10/2014 0:46	28.39	71.0	4.65	1.4	SR4	14/10/2014 6:46	28.43	71.6	4.67	3.8	SR4	14/10/2014 12:46	28.47	74.7	4.88	2.8	SR4	14/10/2014 18:46	28.36	67.4	4.41	1.7
SR4	14/10/2014 0:51	28.39	72.7	4.76	1.6	SR4	14/10/2014 6:51	28.43	72.8	4.75	4.3	SR4	14/10/2014 12:51	28.48	74.1	4.84	2.3	SR4	14/10/2014 18:51	28.37	68.2	4.46	1.5
SR4	14/10/2014 0:56	28.40	72.2	4.72	1.6	SR4	14/10/2014 6:56	28.42	72.8	4.76	4.2	SR4	14/10/2014 12:56	28.45	73.9	4.82	2.3	SR4	14/10/2014 18:56	28.38	68.6	4.49	1.4
SR4	14/10/2014 1:01	28.39	72.1	4.72	1.8	SR4	14/10/2014 7:01	28.43	73.1	4.78	4.8	SR4	14/10/2014 13:01	28.46	73.6	4.81	2.0	SR4	14/10/2014 19:01	28.39	70.6	4.62	2.5
SR4	14/10/2014 1:06	28.39	72.0	4.71	1.9	SR4	14/10/2014 7:06	28.42	73.4	4.79	4.5	SR4	14/10/2014 13:06	28.47	74.0	4.83	2.3	SR4	14/10/2014 19:06	28.44	71.9	4.70	1.5
SR4	14/10/2014 1:11	28.40	72.6	4.75	1.3	SR4	14/10/2014 7:11	28.42	74.0	4.83	5.6	SR4	14/10/2014 13:11	28.47	73.2	4.78	1.4	SR4	14/10/2014 19:11	28.41	72.4	4.74	1.3
SR4	14/10/2014 1:16	28.40	72.1	4.72	1.5	SR4	14/10/2014 7:16	28.42	73.8	4.82	5.3	SR4	14/10/2014 13:16	28.46	73.5	4.80	2.7	SR4	14/10/2014 19:16	28.40	71.2	4.65	1.4
SR4	14/10/2014 1:21	28.40	71.6	4.69	2.0	SR4	14/10/2014 7:21	28.42	73.5	4.80	5.1	SR4	14/10/2014 13:21	28.46	73.2	4.78	2.8	SR4	14/10/2014 19:21	28.39	70.5	4.61	1.1
SR4	14/10/2014 1:26	28.40	71.4	4.68	1.4	SR4	14/10/2014 7:26	28.42	73.5	4.80	5.5	SR4	14/10/2014 13:26	28.44	72.8	4.76	2.1	SR4	14/10/2014 19:26	28.40	71.1	4.65	1.4
SR4	14/10/2014 1:31	28.40	70.1	4.59	1.1	SR4	14/10/2014 7:31	28.41	73.8	4.82	5.7	SR4	14/10/2014 13:31	28.44	73.8	4.82	3.7	SR4	14/10/2014 19:31	28.41	72.3	4.72	1.9
SR4	14/10/2014 1:36	28.41	69.5	4.55	1.0	SR4	14/10/2014 7:36	28.40	73.8	4.82	5.9	SR4	14/10/2014 13:36	28.43	73.0	4.77	7.2	SR4	14/10/2014 19:36	28.41	73.1	4.78	1.5
SR4	14/10/2014 1:41	28.40	69.0	4.52	1.0	SR4	14/10/2014 7:41	28.36	74.5	4.87	5.6	SR4	14/10/2014 13:41	28.44	72.3	4.72	3.3	SR4	14/10/2014 19:41	28.42	71.5	4.67	1.5
SR4	14/10/2014 1:46	28.40	68.6	4.49	0.7	SR4	14/10/2014 7:46	28.33	75.4	4.93	5.4	SR4	14/10/2014 13:46	28.45	71.9	4.70	2.6	SR4	14/10/2014 19:46	28.44	73.4	4.80	2.2
SR4	14/10/2014 1:51	28.38	68.4	4.48	0.6	SR4	14/10/2014 7:51	28.32	75.5	4.94	4.5	SR4	14/10/2014 13:51	28.46	72.3	4.72	4.3	SR4	14/10/2014 19:51	28.43	72.9	4.76	2.7
SR4	14/10/2014 1:56	28.37	68.8	4.51	0.8	SR4	14/10/2014 7:56	28.33	75.1	4.91	5.1	SR4	14/10/2014 13:56	28.46	73.2	4.78	2.9	SR4	14/10/2014 19:56	28.44	74.1	4.84	2.3
SR4	14/10/2014 2:01	28.41	70.3	4.60	1.0	SR4	14/10/2014 8:01	28.33	74.8	4.89	4.9	SR4	14/10/2014 14:01	28.46	73.8	4.82	3.8	SR4	14/10/2014 20:01	28.44	75.0	4.90	1.8
SR4	14/10/2014 2:06	28.41	69.6	4.55	1.0	SR4	14/10/2014 8:06	28.35	73.8	4.83	5.1	SR4	14/10/2014 14:06	28.46	73.2	4.78	4.1	SR4	14/10/2014 20:06	28.44	74.5	4.86	1.6
SR4	14/10/2014 2:11	28.43	69.4	4.54	2.0	SR4	14/10/2014 8:11	28.35	73.3	4.79	4.8	SR4	14/10/2014 14:11	28.47	73.5	4.79	3.3	SR4	14/10/2014 20:11	28.43	73.8	4.82	1.9
SR4	14/10/2014 2:16	28.43	69.1	4.52	1.4	SR4	14/10/2014 8:16	28.35	73.6	4.82	4.1	SR4	14/10/2014 14:16	28.46	73.2	4.78	3.7	SR4	14/10/2014 20:16	28.42	73.3	4.79	1.5
SR4	14/10/2014 2:21	28.43	68.2	4.46	1.1	SR4	14/10/2014 8:21	28.32	74.7	4.89	5.7	SR4	14/10/2014 14:21	28.45	73.3	4.78	4.2	SR4	14/10/2014 20:21	28.42	72.7	4.75	1.6
SR4	14/10/2014 2:26	28.43	69.6	4.55	1.3	SR4	14/10/2014 8:26	28.31	76.3	4.99	5.3	SR4	14/10/2014 14:26	28.46	72.2	4.71	3.8	SR4	14/10/2014 20:26	28.44	74.8	4.88	1.8
SR4	14/10/2014 2:31	28.44	69.0	4.52	1.1	SR4	14/10/2014 8:31	28.31	76.1	4.98	4.1	SR4	14/10/2014 14:31	28.45	72.5	4.73	4.6	SR4	14/10/2014 20:31	28.43	74.2	4.84	2.0
SR4	14/10/2014 2:36	28.41	69.8	4.57	1.5	SR4	14/10/2014 8:36	28.32	76.1	4.98	3.4	SR4	14/10/2014 14:36	28.45	71.8	4.69	4.1	SR4	14/10/2014 20:36	28.42	73.9	4.83	1.7
SR4	14/10/2014 2:41	28.41	69.7	4.56	1.6	SR4	14/10/2014 8:41	28.32	76.5	5.01	3.0	SR4	14/10/2014 14:41	28.45	72.3	4.72	4.6	SR4	14/10/2014 20:41	28.39	73.6	4.81	1.3
SR4	14/10/2014 2:46	28.42	68.1	4.46	1.1	SR4	14/10/2014 8:46	28.30	77.3	5.06	2.3	SR4	14/10/2014 14:46	28.45	70.7	4.61	4.9	SR4	14/10/2014 20:46	28.39	73.6	4.81	1.2
SR4	14/10/2014 2:51	28.43	68.3	4.47	1.4	SR4	14/10/2014 8:51	28.30	77.4	5.07	3.2	SR4	14/10/2014 14:51	28.45	71.1	4.64	5.1	SR4	14/10/2014 20:51	28.43	75.1	4.91	1.8
SR4	14/10/2014 2:56	28.41	69.7	4.56	1.1	SR4	14/10/2014 8:56	28.30	77.4	5.07	2.3	SR4	14/10/2014 14:56	28.46	70.5	4.60	3.9	SR4	14/10/2014 20:56	28.40	74.1	4.84	1.2
SR4	14/10/2014 3:01	28.42	69.6	4.55	0.9	SR4	14/10/2014 9:01	28.31	77.1	5.04	3.1	SR4	14/10/2014 15:01	28.46	70.2	4.58	3.5	SR4	14/10/2014 21:01	28.41	73.8	4.82	1.3
SR4	14/10/2014 3:06	28.42	69.4	4.54	0.9	SR4	14/10/2014 9:06	28.35	75.1	4.91	2.9	SR4	14/10/2014 15:06	28.46	70.4	4.59	3.6	SR4	14/10/2014 21:06	28.42	74.7	4.88	1.3
SR4	14/10/2014 3:11	28.42	68.7	4.49	1.1	SR4	14/10/2014 9:11	28.38	74.5	4.87	2.5	SR4	14/10/2014 15:11	28.46	71.7	4.68	2.7	SR4	14/10/2014 21:11	28.40	73.7	4.82	0.9
SR4	14/10/2014 3:16	28.42	67.2	4.40	1.1	SR4	14/10/2014 9:16	28.38	74.8	4.89	3.5	SR4	14/10/2014 15:16	28.46	72.2	4.72	4.1	SR4	14/10/2014 21:16	28.39	72.9	4.76	0.6
SR4	14/10/2014 3:21	28.41	67.8	4.44	1.1	SR4	14/10/2014 9:21	28.37	75.2	4.92	3.4	SR4	14/10/2014 15:21	28.46	71.9	4.69	3.2	SR4	14/10/2014 21:21	28.41	74.5	4.87	0.9
SR4	14/10/2014 3:26	28.41	67.6	4.43	0.6	SR4	14/10/2014 9:26	28.41	74.6	4.87	4.2	SR4	14/10/2014 15:26	28.47	71.8	4.69	3.0	SR4	14/10/2014 21:26	28.42	74.3	4.86	1.0
SR4	14/10/2014 3:31	28.41	67.0	4.38	1.3	SR4	14/10/2014 9:31	28.40	74.2	4.85	3.5	SR4	14/10/2014 15:31	28.46	71.3	4.65	3.8	SR4	14/10/2014 21:31	28.41	73.8	4.82	1.9
SR4	14/10/2014 3:36	28.40	68.1	4.46	3.6	SR4	14/10/2014 9:36	28.34	76.1	4.97	4.3	SR4	14/10/2014 15:36	28.47	71.8	4.69	2.7	SR4	14/10/2014 21:36	28.41	72.9	4.77	1.0
SR4	14/10/2014 3:41	28.41	67.7	4.43	1.8	SR4	14/10/2014 9:41	28.33	77.7	5.08	2.7	SR4	14/10/2014 15:41	28.46	69.5	4.54	6.3	SR4	14/10/2014 21:41	28.42	73.0	4.77	1.3
SR4	14/10/2014 3:46	28.40	68.2	4.46	2.3	SR4	14/10/2014 9:46	28.37	76.0	4.97	3.5	SR4	14/10/2014 15:46	28.47	69.7	4.55	4.0	SR4	14/10/2014 21:46	28.42	74.5	4.87	2.2
SR4	14/10/2014 3:51	28.41	68.9	4.51	2.2	SR4	14/10/2014 9:51	28.35	76.4	5.00	2.8	SR4	14/10/2014 15:51	28.47	70.8	4.62	3.4	SR4	14/10/2014 21:51	28.42	74.9	4.90	1.7
SR4	14/10/2014 3:56	28.41	67.6	4.42	2.2	SR4	14/10/2014 9:56	28.37	76.7	5.01	3.6	SR4	14/10/2014 15:56	28.47	71.0	4.63	4.0	SR4	14/10/2014 21:56	28.40	73.1	4.78	1.8
SR4	14/10/2014 4:01	28.41	67.4	4.41	2.1	SR4	14/10/2014 10:01	28.35	76.9	5.02	3.5	SR4	14/10/2014 16:01	28.47	69.7	4.55	4.0	SR4	14/10/2014 22:01	28.40	72.3	4.72	1.7
SR4	14/10/2014 4:06	28.41	67.7	4.43	1.9	SR4	14/10/2014 10:06	28.35	77.5	5.07	3.3	SR4	14/10/2014 16:06	28.46	69.1	4.51	5.5	SR4	14/10/2014 22:06	28.40	72.6	4.74	2.0
SR4	14/10/2014 4:11	28.41	67.7	4.43	2.0	SR4	14/10/2014 10:11	28.38	77.0	5.03	2.7	SR4	14/10/2014 16:11	28.47	70.2	4.58	3.7	SR4	14/10/2014 22:11	28.40	71.9	4.70	1.4
SR4	14/10/2014 4:16	28.40	68.9	4.51	2.2	SR4	14/10/2014 10:16	28.40	77.5	5.07	2.5	SR4	14/10/2014 16:16	28.47	70.3	4.59	3.3	SR4	14/10/2014 22:16	28.40	70.7	4.62	1.4
SR4	14/10/2014 4:21	28.40	68.3	4.47	1.8	SR4	14/10/2014 10:21	28.39	77.0	5.03	2.1	SR4	14/10/2014 16:21	28.47	71.0	4.63	4.1	SR4	14/10/2014 22:21	28.39	70.9	4.63	2.8
SR4	14/10/2014 4:26	28.40	68.0	4.45	1.7	SR4	14/10/2014 10:26	28.34	77.2	5.05	3.5	SR4	14/10/2014 16:26	28.46	71.3	4.65	4.4	SR4	14/10/2014 22:26	28.39	71.6	4.68	3.5
SR4	14/10/2014 4:31	28.40	67.9	4.44	2.6	SR4	14/10/2014 10:31	28.35	77.9	5.09	2.5	SR4	14/10/2014 16:31	28.47	70.6	4.60	3.6	SR4	14/10/2014 22:31	28.39	70.5	4.61	2.6
SR4	14/10/2014 4:36	28.40	68.8	4.50	2.2	SR4	14/10/2014 10:36	28.34	77.4	5.06	2.8	SR4	14/10/2014 16:36	28.47	71.3	4.65	3.7	SR4	14/10/2014 22:36	28.40	70.7	4.62	2.1
SR4	14/10/2014 4:41	28.39	68.6	4.49	2.5	SR4	14/10/2014 10:41	28.35	76.6	5.01	2.9	SR4	14/10/2014 16:41	28.47	70.6	4.61	3.2	SR4	14/10/2014 22:41	28.39	69.1	4.52	1.5
SR4	14/10/2014 4:46	28.40	68.1	4.46	2.0	SR4	14/10/2014 10:46	28.35	76.8	5.02	2.7	SR4	14/10/2014 16:46	28.47	70.0	4.57	2.9	SR4	14/10/2014 22:46	28.36	68.2	4.46	0.9
SR4	14/10/2014 4:51	28.39	67.9	4.45	2.8	SR4	14/10/2014 10:51	28.36	77.6	5.07	2.8	SR4	14/10/2014 16:51	28.47	71.4	4.66	2.8	SR4	14/10/2014 22:51	28.40	68.8	4.50	1.9
SR4	14/10/2014 4:56	28.39	67.6	4.43	1.8	SR4	14/10/2014 10:56	28.36	77.1	5.04	3.1	SR4	14/10/2014 16:56	28.48	71.2	4.64	3.0	SR4	14/10/2014 22:56	28.39	70.0	4.57	2.1
SR4	14/10/2014 5:01	28.39	68.0	4.45	2.8	SR4	14/10/2014 11:01	28.40	79.7	5.21	3.6	SR4	14/10/2014 17:01	28.47	72.8	4.75	2.2	SR4	14/10/2014 23:01	28.39	69.9	4.57	1.8
SR4	14/10/2014 5:06	28.38	67.7	4.43	2.9	SR4	14/10/2014 11:06	28.40	78.2	5.11	2.6	SR4	14/10/2014 17:06	28.47	71.1	4.64	2.6	SR4	14/10/2014 23:06	28.39	69.7	4.56	3.6
SR4	14/10/2014 5:11	28.38	67.3	4.40	2.8	SR4	14/10/2014 11:11	28.39	77.5	5.06	3.0	SR4	14/10/2014 17:11	28.47	68.0	4.43	3.8	SR4	14/10/2014 23:11	28.39	69.4	4.53	2.2
SR4	14/10/2014 5:16	28.39	67.0	4.39	1.9	SR4	14/10/2014 11:16	28.39	76.6	5.01	5.0	SR4	14/10/2014 17:16	28.47	69.4	4.53	2.7	SR4	14/10/2014 23:16	28.39	70.7	4.62	3.2
SR4	14/10/2014 5:21	28.38	66.9	4.38	1.7	SR4	14/10/2014 11:21	28.42	77.8	5.08	3.0	SR4	14/10/2014 17:21	28.47	69.4	4.53	2.5	SR4	14/10/2014 23:21	28.39	70.9	4.63	3.4
SR4	14/10/2014 5:26	28.40	68.9	4.51	3.5	SR4	14/10/2014 11:26	28.41	77.7	5.08	3.3	SR4	14/10/2014 17:26	28.47	71.2	4.65	2.3	SR4	14/10/2014 23:26	28.39	70.3	4.59	4.1
SR4	14/10/2014 5:31	28.40	69.1	4.52	3.5	SR4	14/10/2014 11:31	28.43	78.1	5.10	2.3	SR4	14/10/2014 17:31	28.47	72.9	4.76	2.2	SR4	14/10/2014 23:31	28.39	70.0	4.57	4.0
SR4	14/10/2014 5:36	28.40	69.1	4.52	3.5	SR4	14/10/2014 11:36	28.48	81.3	5.30	1.9	SR4	14/10/2014 17:36	28.46	72.8	4.75	2.4	SR4	14/10/2014 23:36	28.40	69.4	4.53	2.8
SR4	14/10/2014 5:41	28.40	68.5	4.48	2.2	SR4	14/10/2014 11:41	28.49	79.6	5.19	1.9	SR4	14/10/2014 17:41	28.46	72.3	4.72	2.3	SR4	14/10/2014 23:41	28.39	70.8	4.63	1.9
SR4	14/10/2014 5:46	28.40	68.2	4.46	3.3	SR4	14/10/2014 11:46	28.48	78.3	5.11	3.0	SR4	14/10/2014 17:46	28.46	70.9	4.62	2.1	SR4	14/10/2014 23:46	28.39	71.2	4.65	2.7
SR4	14/10/2014 5:51	28.41	69.9	4.57	3.3	SR4	14/10/2014 11:51	28.41	76.2	4.98	2.6	SR4	14/10/2014 17:51	28.44	70.5	4.60	1.3	SR4	14/10/2014 23:51	28.39	71.1	4.65	2.9
SR4	14/10/2014 5:56	28.41	70.4	4.60	2.8	SR4	14/10/2014 11:56	28.40	76.0	4.96	3.0	SR4	14/10/2014 17:56	28.43	72.0	4.70	2.9	SR4	14/10/2014 23:56	28.39	69.6	4.54	2.6

Station	Timestamp	Temp (°C)	DO (%)	DO (mg/L)	Tur (NTU)	Station	Timestamp	Temp (°C)	DO (%)	DO (mg/L)	Tur (NTU)	Station	Timestamp	Temp (°C)	DO (%)	DO (mg/L)	Tur (NTU)	Station	Timestamp	Temp (°C)	DO (%)	DO (mg/L)	Tur (NTU)
SR5	14/10/2014 0:00	28.52	75.6	**4.91**	5.3	SR5	14/10/2014 6:00	28.12	82.2	5.40	2.5	SR5	14/10/2014 12:00	28.29	78.1	**5.10**	5.6	SR5	14/10/2014 18:00	28.33	83.5	5.44	1.9
SR5	14/10/2014 0:05	28.45	75.6	**4.91**	4.4	SR5	14/10/2014 6:05	27.99	83.9	5.53	2.3	SR5	14/10/2014 12:05	28.29	78.2	**5.11**	5.2	SR5	14/10/2014 18:05	28.31	84.2	5.50	1.5
SR5	14/10/2014 0:10	28.52	74.6	**4.84**	5.6	SR5	14/10/2014 6:10	28.07	83.3	5.48	2.9	SR5	14/10/2014 12:10	28.29	78.4	**5.12**	5.3	SR5	14/10/2014 18:10	28.33	83.8	5.47	1.8
SR5	14/10/2014 0:15	28.52	73.8	**4.79**	5.5	SR5	14/10/2014 6:15	28.04	83.8	5.51	2.4	SR5	14/10/2014 12:15	28.30	78.3	**5.11**	5.6	SR5	14/10/2014 18:15	28.31	84.1	5.49	1.6
SR5	14/10/2014 0:20	28.51	72.9	**4.73**	4.9	SR5	14/10/2014 6:20	27.99	83.7	5.51	2.4	SR5	14/10/2014 12:20	28.26	77.2	**5.06**	2.8	SR5	14/10/2014 18:20	28.30	84.6	5.53	1.4
SR5	14/10/2014 0:25	28.52	76.6	**4.97**	5.6	SR5	14/10/2014 6:25	28.01	82.7	5.44	2.6	SR5	14/10/2014 12:25	28.30	77.6	**5.06**	4.3	SR5	14/10/2014 18:25	28.31	84.6	5.52	1.5
SR5	14/10/2014 0:30	28.52	75.7	**4.91**	4.7	SR5	14/10/2014 6:30	27.94	83.9	5.53	2.6	SR5	14/10/2014 12:30	28.31	78.0	**5.09**	4.4	SR5	14/10/2014 18:30	28.32	84.1	5.49	1.8
SR5	14/10/2014 0:35	28.52	76.2	**4.94**	4.8	SR5	14/10/2014 6:35	27.99	83.1	5.48	2.9	SR5	14/10/2014 12:35	28.32	78.0	**5.09**	4.6	SR5	14/10/2014 18:35	28.32	83.9	5.48	2.1
SR5	14/10/2014 0:40	28.52	75.6	**4.90**	4.5	SR5	14/10/2014 6:40	27.93	84.0	5.55	2.1	SR5	14/10/2014 12:40	28.32	78.2	**5.10**	4.5	SR5	14/10/2014 18:40	28.32	83.7	5.46	1.8
SR5	14/10/2014 0:45	28.48	74.7	**4.85**	4.3	SR5	14/10/2014 6:45	27.91	84.2	5.57	2.8	SR5	14/10/2014 12:45	28.33	78.4	**5.11**	4.3	SR5	14/10/2014 18:45	28.29	84.0	5.49	2.1
SR5	14/10/2014 0:50	28.32	77.5	**5.05**	3.7	SR5	14/10/2014 6:50	27.90	84.3	5.57	3.0	SR5	14/10/2014 12:50	28.34	78.1	**5.09**	4.6	SR5	14/10/2014 18:50	28.26	86.0	5.62	1.1
SR5	14/10/2014 0:55	28.30	76.9	**5.01**	3.7	SR5	14/10/2014 6:55	27.88	84.5	5.59	2.4	SR5	14/10/2014 12:55	28.34	78.1	**5.09**	4.3	SR5	14/10/2014 18:55	28.26	86.0	5.62	1.2
SR5	14/10/2014 1:00	28.39	79.5	**5.17**	4.1	SR5	14/10/2014 7:00	27.90	84.1	5.56	2.5	SR5	14/10/2014 13:00	28.35	77.4	**5.04**	4.5	SR5	14/10/2014 19:00	28.20	87.5	5.73	1.0
SR5	14/10/2014 1:05	28.40	79.1	**5.14**	4.8	SR5	14/10/2014 7:05	27.88	83.8	5.54	2.5	SR5	14/10/2014 13:05	28.35	78.1	**5.09**	4.0	SR5	14/10/2014 19:05	28.25	86.9	5.68	0.9
SR5	14/10/2014 1:10	28.39	78.2	**5.08**	4.1	SR5	14/10/2014 7:10	27.89	84.2	5.57	2.1	SR5	14/10/2014 13:10	28.36	78.0	**5.08**	4.2	SR5	14/10/2014 19:10	28.26	86.4	5.65	0.8
SR5	14/10/2014 1:15	28.36	77.9	**5.07**	3.9	SR5	14/10/2014 7:15	27.87	82.8	5.47	2.4	SR5	14/10/2014 13:15	28.37	77.7	**5.06**	4.0	SR5	14/10/2014 19:15	28.27	85.9	5.61	0.8
SR5	14/10/2014 1:20	28.38	77.8	**5.06**	3.9	SR5	14/10/2014 7:20	27.85	83.9	5.55	2.2	SR5	14/10/2014 13:20	28.37	77.6	**5.05**	3.9	SR5	14/10/2014 19:20	28.26	85.9	5.61	1.0
SR5	14/10/2014 1:25	28.37	77.3	**5.03**	3.9	SR5	14/10/2014 7:25	27.86	83.6	5.53	2.3	SR5	14/10/2014 13:25	28.37	77.8	**5.07**	3.7	SR5	14/10/2014 19:25	28.24	86.6	5.67	1.1
SR5	14/10/2014 1:30	28.34	77.1	**5.02**	3.5	SR5	14/10/2014 7:30	27.86	83.9	5.55	2.2	SR5	14/10/2014 13:30	28.38	78.3	**5.10**	3.9	SR5	14/10/2014 19:30	28.19	86.8	5.69	1.2
SR5	14/10/2014 1:35	28.35	78.6	**5.12**	3.9	SR5	14/10/2014 7:35	27.88	83.5	5.52	2.5	SR5	14/10/2014 13:35	28.38	78.2	**5.09**	4.0	SR5	14/10/2014 19:35	28.20	86.6	5.67	1.3
SR5	14/10/2014 1:40	28.35	79.4	**5.17**	3.4	SR5	14/10/2014 7:40	27.88	83.8	5.54	2.4	SR5	14/10/2014 13:40	28.38	77.8	**5.06**	3.5	SR5	14/10/2014 19:40	28.23	86.6	5.66	1.2
SR5	14/10/2014 1:45	28.37	79.3	**5.16**	3.7	SR5	14/10/2014 7:45	27.87	83.8	5.54	2.4	SR5						SR5	14/10/2014 19:45	28.25	86.1	5.63	1.0
SR5	14/10/2014 1:50	28.38	79.2	**5.15**	4.3	SR5	14/10/2014 7:50	27.85	84.2	5.57	2.3	SR5						SR5	14/10/2014 19:50	28.25	86.0	5.62	1.1
SR5	14/10/2014 1:55	28.37	79.4	**5.17**	3.6	SR5	14/10/2014 7:55	27.86	84.5	5.60	2.7	SR5						SR5	14/10/2014 19:55	28.23	85.9	5.62	1.0
SR5	14/10/2014 2:00	28.38	78.8	**5.13**	3.4	SR5	14/10/2014 8:00	27.85	84.4	5.59	3.7	SR5						SR5	14/10/2014 20:00	28.22	86.1	5.63	1.1
SR5	14/10/2014 2:05	28.38	78.7	**5.12**	3.8	SR5	14/10/2014 8:05	27.87	84.3	5.58	2.5	SR5						SR5	14/10/2014 20:05	28.19	86.1	5.64	1.0
SR5	14/10/2014 2:10	28.38	78.7	**5.12**	3.9	SR5	14/10/2014 8:10	27.86	84.2	5.58	2.8	SR5	14/10/2014 14:10	28.41	78.2	**5.09**	2.8	SR5	14/10/2014 20:10	28.22	86.1	5.63	1.1
SR5	14/10/2014 2:15	28.36	78.3	**5.09**	3.6	SR5	14/10/2014 8:15	27.85	84.4	5.59	2.5	SR5	14/10/2014 14:15	28.38	78.8	**5.13**	3.6	SR5	14/10/2014 20:15	28.19	85.9	5.63	1.2
SR5	14/10/2014 2:20	28.37	78.5	**5.10**	3.4	SR5	14/10/2014 8:20	27.85	83.6	5.54	2.2	SR5	14/10/2014 14:20	28.38	78.0	**5.07**	3.5	SR5	14/10/2014 20:20	28.24	85.4	5.58	1.5
SR5	14/10/2014 2:25	28.36	78.3	**5.09**	3.4	SR5	14/10/2014 8:25	27.87	84.1	5.57	2.2	SR5	14/10/2014 14:25	28.41	75.4	**4.91**	3.0	SR5	14/10/2014 20:25	28.25	83.7	5.47	1.2
SR5	14/10/2014 2:30	28.35	78.4	**5.10**	3.7	SR5	14/10/2014 8:30	27.87	84.1	5.56	2.5	SR5	14/10/2014 14:30	28.39	76.8	**4.99**	3.5	SR5	14/10/2014 20:30	28.23	81.7	**5.35**	1.0
SR5	14/10/2014 2:35	28.31	79.6	**5.18**	3.0	SR5	14/10/2014 8:35	27.87	84.0	5.56	2.1	SR5	14/10/2014 14:35	28.40	77.1	**5.01**	3.7	SR5	14/10/2014 20:35	28.22	82.5	5.40	0.8
SR5	14/10/2014 2:40	28.27	80.5	**5.25**	3.9	SR5	14/10/2014 8:40	27.86	84.1	5.57	2.1	SR5	14/10/2014 14:40	28.40	76.5	**4.97**	3.5	SR5	14/10/2014 20:40	28.22	83.2	5.44	1.3
SR5	14/10/2014 2:45	28.30	79.9	**5.21**	3.4	SR5	14/10/2014 8:45	27.85	84.7	5.61	2.2	SR5	14/10/2014 14:45	28.40	76.6	**4.98**	3.6	SR5	14/10/2014 20:45	28.22	82.4	5.39	1.3
SR5	14/10/2014 2:50	28.29	79.6	**5.19**	3.0	SR5	14/10/2014 8:50	27.87	84.4	5.59	2.1	SR5	14/10/2014 14:50	28.40	76.5	**4.97**	3.5	SR5	14/10/2014 20:50	28.21	82.0	**5.37**	1.2
SR5	14/10/2014 2:55	28.27	80.0	**5.22**	2.8	SR5	14/10/2014 8:55	27.84	84.0	5.56	3.4	SR5	14/10/2014 14:55	28.41	76.0	**4.94**	3.4	SR5	14/10/2014 20:55	28.19	82.2	**5.38**	0.9
SR5	14/10/2014 3:00	28.31	79.7	**5.19**	3.0	SR5	14/10/2014 9:00	27.85	84.1	5.57	2.2	SR5	14/10/2014 15:00	28.42	75.9	**4.93**	3.2	SR5	14/10/2014 21:00	28.19	81.3	**5.32**	1.2
SR5	14/10/2014 3:05	28.33	78.9	**5.13**	2.7	SR5	14/10/2014 9:05	27.87	83.5	5.52	2.5	SR5	14/10/2014 15:05	28.41	76.7	**4.98**	4.0	SR5	14/10/2014 21:05	28.18	84.4	5.52	0.9
SR5	14/10/2014 3:10	28.34	79.3	**5.17**	3.2	SR5	14/10/2014 9:10	27.87	83.1	5.50	2.3	SR5	14/10/2014 15:10	28.42	76.5	**4.97**	3.7	SR5	14/10/2014 21:10	28.19	84.7	5.54	1.3
SR5	14/10/2014 3:15	28.34	78.5	**5.11**	3.2	SR5	14/10/2014 9:15	27.87	83.3	5.51	2.3	SR5	14/10/2014 15:15	28.42	75.9	**4.93**	3.7	SR5	14/10/2014 21:15	28.19	84.6	5.54	1.4
SR5	14/10/2014 3:20	28.34	79.5	**5.18**	3.5	SR5	14/10/2014 9:20	27.86	83.3	5.51	2.2	SR5	14/10/2014 15:20	28.43	75.3	**4.89**	3.4	SR5	14/10/2014 21:20	28.19	84.6	5.54	1.1
SR5	14/10/2014 3:25	28.35	79.5	**5.17**	3.3	SR5	14/10/2014 9:25	27.88	83.1	5.50	2.0	SR5	14/10/2014 15:25	28.42	76.0	**4.93**	3.6	SR5	14/10/2014 21:25	28.19	84.7	5.54	1.2
SR5	14/10/2014 3:30	28.34	79.3	**5.16**	3.0	SR5	14/10/2014 9:30	27.85	83.4	5.52	2.0	SR5	14/10/2014 15:30	28.43	74.3	**4.83**	3.2	SR5	14/10/2014 21:30	28.22	81.6	**5.33**	1.4
SR5	14/10/2014 3:35	28.35	79.4	**5.17**	3.4	SR5	14/10/2014 9:35	27.88	84.6	5.59	2.1	SR5	14/10/2014 15:35	28.43	75.9	**4.93**	3.6	SR5	14/10/2014 21:35	28.24	81.7	**5.34**	1.8
SR5	14/10/2014 3:40	28.36	79.3	**5.16**	3.6	SR5	14/10/2014 9:40	27.88	84.2	5.57	2.0	SR5	14/10/2014 15:40	28.43	76.4	**4.96**	4.1	SR5	14/10/2014 21:40	28.22	81.3	**5.32**	1.6
SR5	14/10/2014 3:45	28.36	79.4	**5.17**	3.5	SR5	14/10/2014 9:45	27.88	83.9	5.55	2.3	SR5	14/10/2014 15:45	28.43	76.1	**4.94**	3.8	SR5	14/10/2014 21:45	28.18	79.6	**5.21**	1.0
SR5	14/10/2014 3:50	28.34	79.6	**5.18**	2.8	SR5	14/10/2014 9:50	27.87	82.9	5.49	2.9	SR5	14/10/2014 15:50	28.43	76.2	**4.94**	3.7	SR5	14/10/2014 21:50	28.17	81.1	**5.31**	1.1
SR5	14/10/2014 3:55	28.37	79.6	**5.18**	3.0	SR5	14/10/2014 9:55	27.89	84.5	5.59	1.6	SR5	14/10/2014 15:55	28.44	76.8	**4.98**	3.8	SR5	14/10/2014 21:55	28.17	80.6	**5.27**	1.1
SR5	14/10/2014 4:00	28.35	79.3	**5.16**	2.7	SR5	14/10/2014 10:00	27.88	83.3	5.51	2.0	SR5	14/10/2014 16:00	28.43	77.2	**5.01**	3.9	SR5	14/10/2014 22:00	28.18	79.4	**5.20**	1.3
SR5	14/10/2014 4:05	28.35	78.9	**5.14**	2.7	SR5	14/10/2014 10:05	27.88	83.2	5.50	2.4	SR5	14/10/2014 16:05	28.44	75.7	**4.91**	3.7	SR5	14/10/2014 22:05	28.15	78.8	**5.16**	1.0
SR5	14/10/2014 4:10	28.35	78.7	**5.13**	3.2	SR5	14/10/2014 10:10	27.89	82.4	5.45	3.0	SR5	14/10/2014 16:10	28.44	75.7	**4.91**	3.5	SR5	14/10/2014 22:10	28.22	77.7	**5.08**	1.7
SR5	14/10/2014 4:15	28.35	78.9	**5.14**	2.6	SR5	14/10/2014 10:15	27.92	82.1	5.42	2.7	SR5	14/10/2014 16:15	28.44	75.5	**4.89**	3.6	SR5	14/10/2014 22:15	28.23	76.7	**5.01**	1.3
SR5	14/10/2014 4:20	28.33	79.5	**5.18**	2.9	SR5	14/10/2014 10:20	27.91	82.1	5.42	2.5	SR5	14/10/2014 16:20	28.39	79.7	**5.18**	3.1	SR5	14/10/2014 22:20	28.24	77.2	**5.04**	1.6
SR5	14/10/2014 4:25	28.33	78.8	**5.14**	2.8	SR5	14/10/2014 10:25	27.91	82.3	5.44	2.0	SR5	14/10/2014 16:25	28.39	81.5	**5.30**	3.6	SR5	14/10/2014 22:25	28.26	77.2	**5.04**	1.8
SR5	14/10/2014 4:30	28.33	79.5	**5.18**	2.9	SR5	14/10/2014 10:30	27.94	82.4	5.44	2.7	SR5	14/10/2014 16:30	28.39	81.2	**5.27**	3.2	SR5	14/10/2014 22:30	28.29	79.3	**5.17**	1.8
SR5	14/10/2014 4:35	28.31	79.3	**5.17**	2.7	SR5	14/10/2014 10:35	27.94	82.0	5.41	2.3	SR5	14/10/2014 16:35	28.40	80.8	**5.25**	3.5	SR5	14/10/2014 22:35	28.31	78.3	**5.10**	1.8
SR5	14/10/2014 4:40	28.30	79.9	**5.21**	2.8	SR5	14/10/2014 10:40	27.95	82.3	5.44	2.0	SR5	14/10/2014 16:40	28.39	81.3	**5.28**	3.8	SR5	14/10/2014 22:40	28.31	78.0	**5.08**	1.8
SR5	14/10/2014 4:45	28.30	79.5	**5.19**	2.9	SR5	14/10/2014 10:45	27.98	83.0	5.47	2.5	SR5	14/10/2014 16:45	28.40	80.7	**5.24**	3.6	SR5	14/10/2014 22:45	28.32	77.8	**5.07**	1.7
SR5	14/10/2014 4:50	28.23	81.1	**5.30**	2.9	SR5	14/10/2014 10:50	27.98	82.7	5.45	3.0	SR5	14/10/2014 16:50	28.38	80.6	**5.24**	2.8	SR5	14/10/2014 22:50	28.24	77.5	**5.06**	1.4
SR5	14/10/2014 4:55	28.26	80.9	**5.28**	3.0	SR5	14/10/2014 10:55	28.01	82.3	5.42	3.7	SR5	14/10/2014 16:55	28.39	81.0	**5.26**	3.8	SR5	14/10/2014 22:55	28.20	76.1	**4.97**	1.1
SR5	14/10/2014 5:00	28.27	80.2	**5.24**	3.7	SR5	14/10/2014 11:00	28.05	81.6	**5.37**	4.9	SR5	14/10/2014 17:00	28.39	80.7	**5.24**	3.3	SR5	14/10/2014 23:00	28.25	78.1	**5.10**	1.9
SR5	14/10/2014 5:05	28.23	80.1	**5.23**	2.6	SR5	14/10/2014 11:05	28.09	80.6	**5.30**	4.8	SR5	14/10/2014 17:05	28.38	83.2	5.41	2.7	SR5	14/10/2014 23:05	28.30	79.1	**5.15**	2.9
SR5	14/10/2014 5:10	28.18	80.9	**5.30**	3.0	SR5	14/10/2014 11:10	28.13	80.5	**5.28**	6.1	SR5	14/10/2014 17:10	28.38	83.2	5.42	3.2	SR5	14/10/2014 23:10	28.36	78.4	**5.10**	4.4
SR5	14/10/2014 5:15	28.13	81.8	**5.36**	2.8	SR5	14/10/2014 11:15	28.17	80.0	**5.24**	5.6	SR5	14/10/2014 17:15	28.38	83.5	5.43	2.8	SR5	14/10/2014 23:15	28.35	78.5	**5.11**	4.3
SR5	14/10/2014 5:20	28.08	82.9	5.44	2.6	SR5	14/10/2014 11:20	28.18	79.4	**5.20**	5.2	SR5	14/10/2014 17:20	28.38	83.4	5.43	2.4	SR5	14/10/2014 23:20	28.37	77.7	**5.05**	5.0
SR5	14/10/2014 5:25	28.07	82.8	5.43	2.2	SR5	14/10/2014 11:25	28.19	79.5	**5.21**	5.3	SR5	14/10/2014 17:25	28.40	83.2	5.41	2.4	SR5	14/10/2014 23:25	28.36	77.5	**5.04**	4.6
SR5	14/10/2014 5:30	28.10	82.6	5.42	3.3	SR5	14/10/2014 11:30	28.13	79.6	**5.23**	4.2	SR5	14/10/2014 17:30	28.40	82.9	5.40	3.0	SR5	14/10/2014 23:30	28.38	77.4	**5.03**	4.2
SR5	14/10/2014 5:35	28.14	82.3	5.39	3.8	SR5	14/10/2014 11:35	28.25	78.9	**5.16**	5.1	SR5	14/10/2014 17:35	28.39	82.9	5.40	2.7	SR5	14/10/2014 23:35	28.38	77.2	**5.02**	3.6
SR5	14/10/2014 5:40	28.18	81.3	**5.32**	3.3	SR5	14/10/2014 11:40	28.09	82.1	5.40	3.1	SR5	14/10/2014 17:40	28.39	82.8	5.39	2.6	SR5	14/10/2014 23:40	28.39	77.3	**5.02**	3.5
SR5	14/10/2014 5:45	28.16	81.7	**5.35**	3.5	SR5	14/10/2014 11:45	28.24	79.0	**5.17**	4.7	SR5	14/10/2014 17:45	28.36	83.0	5.41	2.1	SR5	14/10/2014 23:45	28.39	77.1	**5.01**	3.9
SR5	14/10/2014 5:50	28.15	81.6	**5.35**	2.5	SR5	14/10/2014 11:50	28.26	79.0	**5.16**	5.1	SR5	14/10/2014 17:50	28.36	83.0	5.41	2.1	SR5	14/10/2014 23:50	28.40	77.3	**5.02**	4.3
SR5	14/10/2014 5:55	28.15	81.6	**5.35**	2.6	SR5	14/10/2014 11:55	28.27	78.6	**5.14**	4.7	SR5	14/10/2014 17:55	28.37	82.9	5.40	2.3	SR5	14/10/2014 23:55	28.40	77.2	**5.01**	3.6

Station	Timestamp	Temp (°C)	DO (%)	DO (mg/L)	Tur (NTU)	Station	Timestamp	Temp (°C)	DO (%)	DO (mg/L)	Tur (NTU)	Station	Timestamp	Temp (°C)	DO (%)	DO (mg/L)	Tur (NTU)	Station	Timestamp	Temp (°C)	DO (%)	DO (mg/L)	Tur (NTU)
SR9	14/10/2014 0:00	27.75	83.2	**5.54**	**4.9**	SR9	14/10/2014 6:00	27.44	86.7	**5.74**	**7.0**	SR9	14/10/2014 12:00	27.58	87.9	**5.84**	**5.0**	SR9	14/10/2014 18:00	27.79	93.2	6.06	3.3
SR9	14/10/2014 0:05	27.75	83.2	**5.53**	**5.4**	SR9	14/10/2014 6:05	27.43	86.3	**5.74**	**6.6**	SR9	14/10/2014 12:05	27.57	87.6	**5.83**	**5.1**	SR9	14/10/2014 18:05	27.78	93.1	6.06	3.5
SR9	14/10/2014 0:10	27.74	83.3	**5.56**	**5.0**	SR9	14/10/2014 6:10	27.43	85.8	**5.71**	**6.4**	SR9						SR9	14/10/2014 18:10	27.76	94.2	6.14	3.8
SR9	14/10/2014 0:15	27.74	82.5	**5.47**	**4.8**	SR9	14/10/2014 6:15	27.41	85.4	**5.70**	**6.3**	SR9						SR9	14/10/2014 18:15	27.70	92.8	6.05	3.8
SR9	14/10/2014 0:20	27.73	82.9	**5.53**	4.6	SR9	14/10/2014 6:20	27.42	85.6	**5.71**	**7.1**	SR9	14/10/2014 12:20	27.56	86.5	**5.65**	**5.2**	SR9	14/10/2014 18:20	27.77	94.0	6.12	3.6
SR9	14/10/2014 0:25	27.72	83.4	**5.57**	4.7	SR9	14/10/2014 6:25	27.40	85.7	**5.71**	**6.4**	SR9	14/10/2014 12:25	27.48	85.9	**5.61**	**6.6**	SR9	14/10/2014 18:25	27.73	93.6	6.10	3.7
SR9	14/10/2014 0:30	27.72	83.1	**5.53**	**4.8**	SR9	14/10/2014 6:30	27.42	85.7	**5.72**	**7.1**	SR9	14/10/2014 12:30	27.50	85.0	**5.55**	**6.5**	SR9	14/10/2014 18:30	27.73	93.3	6.08	3.7
SR9	14/10/2014 0:35	27.73	83.7	**5.58**	**4.9**	SR9	14/10/2014 6:35	27.42	85.1	**5.66**	**7.4**	SR9	14/10/2014 12:35	27.49	84.8	**5.55**	**7.5**	SR9	14/10/2014 18:35	27.70	92.7	6.04	3.6
SR9	14/10/2014 0:40	27.72	84.2	**5.60**	**5.0**	SR9	14/10/2014 6:40	27.41	85.3	**5.67**	**8.2**	SR9	14/10/2014 12:40	27.60	88.2	**5.76**	**5.9**	SR9	14/10/2014 18:40	27.70	91.6	5.97	3.4
SR9	14/10/2014 0:45	27.72	83.5	**5.53**	**5.1**	SR9	14/10/2014 6:45	27.41	84.7	**5.63**	**7.4**	SR9	14/10/2014 12:45	27.65	91.1	**5.94**	**5.8**	SR9	14/10/2014 18:45	27.72	91.7	5.98	**7.2**
SR9	14/10/2014 0:50	27.72	84.3	**5.61**	**5.0**	SR9	14/10/2014 6:50	27.40	85.0	**5.65**	**8.4**	SR9	14/10/2014 12:50	27.64	88.7	**5.78**	**4.9**	SR9	14/10/2014 18:50	27.69	91.2	**5.94**	3.4
SR9	14/10/2014 0:55	27.68	83.7	**5.57**	**5.0**	SR9	14/10/2014 6:55	27.40	85.0	**5.66**	**7.8**	SR9	14/10/2014 12:55	27.60	86.5	**5.64**	**5.4**	SR9	14/10/2014 18:55	27.72	91.8	5.98	**4.8**
SR9	14/10/2014 1:00	27.68	83.9	**5.53**	**4.9**	SR9	14/10/2014 7:00	27.39	83.1	**5.53**	**7.4**	SR9	14/10/2014 13:00	27.67	88.3	**5.75**	4.7	SR9	14/10/2014 19:00	27.70	91.0	**5.93**	3.2
SR9	14/10/2014 1:05	27.69	81.4	**5.41**	**5.2**	SR9	14/10/2014 7:05	27.39	84.3	**5.62**	**7.9**	SR9	14/10/2014 13:05	27.65	88.0	**5.74**	4.4	SR9	14/10/2014 19:05	27.70	89.7	**5.85**	4.0
SR9	14/10/2014 1:10	27.68	83.5	**5.53**	**5.4**	SR9	14/10/2014 7:10	27.39	83.1	**5.53**	**8.1**	SR9	14/10/2014 13:10	27.68	88.9	**5.80**	**4.8**	SR9	14/10/2014 19:10	27.69	89.4	**5.83**	3.1
SR9	14/10/2014 1:15	27.68	83.2	**5.52**	**5.1**	SR9	14/10/2014 7:15	27.37	82.6	**5.49**	**8.2**	SR9	14/10/2014 13:15	27.76	89.5	**5.83**	4.7	SR9	14/10/2014 19:15	27.69	89.7	**5.85**	2.8
SR9	14/10/2014 1:20	27.68	83.2	**5.50**	**5.9**	SR9	14/10/2014 7:20	27.39	83.5	**5.55**	**8.3**	SR9	14/10/2014 13:20	27.74	88.2	**5.75**	4.7	SR9	14/10/2014 19:20	27.70	90.9	**5.93**	3.0
SR9	14/10/2014 1:25	27.68	84.6	**5.60**	**6.0**	SR9	14/10/2014 7:25	27.38	82.2	**5.46**	**9.1**	SR9	14/10/2014 13:25	27.73	87.8	**5.72**	**5.4**	SR9	14/10/2014 19:25	27.72	93.1	6.07	3.2
SR9	14/10/2014 1:30	27.65	84.8	**5.61**	**5.1**	SR9	14/10/2014 7:30	27.38	82.4	**5.48**	**9.2**	SR9	14/10/2014 13:30	27.75	88.1	**5.74**	**5.1**	SR9	14/10/2014 19:30	27.71	92.9	6.06	3.4
SR9	14/10/2014 1:35	27.66	84.3	**5.58**	**5.4**	SR9	14/10/2014 7:35	27.37	82.5	**5.48**	**9.5**	SR9	14/10/2014 13:35	27.77	87.4	**5.69**	**4.9**	SR9	14/10/2014 19:35	27.70	92.3	6.02	3.2
SR9	14/10/2014 1:40	27.66	84.3	**5.57**	**5.3**	SR9	14/10/2014 7:40	27.38	83.0	**5.52**	**10.4**	SR9	14/10/2014 13:40	27.76	87.3	**5.68**	4.6	SR9	14/10/2014 19:40	27.69	91.8	5.99	3.1
SR9	14/10/2014 1:45	27.66	85.0	**5.62**	**5.9**	SR9	14/10/2014 7:45	27.37	82.1	**5.47**	**11.2**	SR9	14/10/2014 13:45	27.72	86.9	**5.66**	4.5	SR9	14/10/2014 19:45	27.68	90.8	**5.92**	3.3
SR9	14/10/2014 1:50	27.65	84.9	**5.62**	**5.9**	SR9	14/10/2014 7:50	27.36	82.9	**5.51**	**10.5**	SR9	14/10/2014 13:50	27.74	87.7	**5.71**	**4.9**	SR9	14/10/2014 19:50	27.65	89.6	**5.85**	3.4
SR9	14/10/2014 1:55	27.64	83.8	**5.55**	**5.0**	SR9	14/10/2014 7:55	27.36	83.8	**5.56**	**10.6**	SR9	14/10/2014 13:55	27.72	88.3	**5.75**	4.4	SR9	14/10/2014 19:55	27.62	88.1	**5.75**	3.9
SR9	14/10/2014 2:00	27.63	84.7	**5.61**	**6.7**	SR9	14/10/2014 8:00	27.34	83.8	**5.58**	**8.7**	SR9	14/10/2014 14:00	27.73	87.9	**5.72**	4.2	SR9	14/10/2014 20:00	27.60	86.5	**5.65**	3.9
SR9	14/10/2014 2:05	27.61	84.3	**5.59**	**5.8**	SR9	14/10/2014 8:05	27.35	83.3	**5.55**	**9.8**	SR9	14/10/2014 14:05	27.77	89.3	**5.81**	**4.8**	SR9	14/10/2014 20:05	27.61	86.9	**5.67**	3.6
SR9	14/10/2014 2:10	27.59	83.9	**5.56**	**5.7**	SR9	14/10/2014 8:10	27.36	83.4	**5.56**	**9.5**	SR9	14/10/2014 14:10	27.75	88.4	**5.76**	4.4	SR9	14/10/2014 20:10	27.61	87.7	**5.73**	3.3
SR9	14/10/2014 2:15	27.60	86.3	**5.71**	**5.3**	SR9	14/10/2014 8:15	27.35	83.9	**5.60**	**10.2**	SR9	14/10/2014 14:15	27.79	89.7	**5.84**	4.5	SR9	14/10/2014 20:15	27.62	87.6	**5.72**	3.5
SR9	14/10/2014 2:20	27.59	86.0	**5.70**	**6.1**	SR9	14/10/2014 8:20	27.35	83.1	**5.55**	**11.4**	SR9	14/10/2014 14:20	27.72	88.1	**5.74**	**4.9**	SR9	14/10/2014 20:20	27.61	87.7	**5.73**	3.4
SR9	14/10/2014 2:25	27.56	84.9	**5.63**	**5.6**	SR9	14/10/2014 8:25	27.35	83.4	**5.57**	**10.0**	SR9	14/10/2014 14:25	27.78	89.9	**5.85**	4.5	SR9	14/10/2014 20:25	27.60	86.4	**5.64**	3.3
SR9	14/10/2014 2:30	27.53	84.2	**5.59**	**5.7**	SR9	14/10/2014 8:30	27.34	82.2	**5.50**	**10.1**	SR9	14/10/2014 14:30	27.80	89.6	**5.83**	**5.3**	SR9	14/10/2014 20:30	27.61	87.6	**5.72**	3.4
SR9	14/10/2014 2:35	27.54	83.2	**5.52**	**5.8**	SR9	14/10/2014 8:35	27.34	82.8	**5.54**	**9.1**	SR9	14/10/2014 14:35	27.84	90.4	**5.88**	3.8	SR9	14/10/2014 20:35	27.59	86.3	**5.64**	3.4
SR9	14/10/2014 2:40	27.55	84.3	**5.59**	**6.1**	SR9	14/10/2014 8:40	27.34	81.9	**5.48**	**9.3**	SR9	14/10/2014 14:40	27.84	89.8	**5.84**	3.8	SR9	14/10/2014 20:40	27.60	86.9	**5.68**	3.0
SR9	14/10/2014 2:45	27.51	83.2	**5.53**	**5.5**	SR9	14/10/2014 8:45	27.34	81.9	**5.48**	**8.8**	SR9	14/10/2014 14:45	27.82	89.1	**5.79**	4.1	SR9	14/10/2014 20:45	27.59	86.5	**5.65**	3.2
SR9	14/10/2014 2:50	27.54	84.3	**5.60**	**5.8**	SR9	14/10/2014 8:50	27.34	82.7	**5.52**	**8.8**	SR9	14/10/2014 14:50	27.86	90.2	**5.86**	4.2	SR9	14/10/2014 20:50	27.58	86.3	**5.64**	3.3
SR9	14/10/2014 2:55	27.51	83.7	**5.56**	**5.7**	SR9	14/10/2014 8:55	27.35	82.9	**5.54**	**7.6**	SR9	14/10/2014 14:55	27.87	89.8	**5.84**	4.4	SR9	14/10/2014 20:55	27.58	85.6	**5.59**	3.3
SR9	14/10/2014 3:00	27.54	83.7	**5.55**	**5.8**	SR9	14/10/2014 9:00	27.35	83.3	**5.57**	**8.0**	SR9	14/10/2014 15:00	27.89	89.8	**5.84**	3.9	SR9	14/10/2014 21:00	27.57	85.7	**5.60**	3.5
SR9	14/10/2014 3:05	27.52	84.2	**5.59**	**5.5**	SR9	14/10/2014 9:05	27.35	83.1	**5.55**	**7.3**	SR9	14/10/2014 15:05	27.86	89.1	**5.79**	4.0	SR9	14/10/2014 21:05	27.57	86.2	**5.63**	3.4
SR9	14/10/2014 3:10	27.54	86.7	**5.75**	**5.4**	SR9	14/10/2014 9:10	27.35	83.0	**5.55**	**7.8**	SR9	14/10/2014 15:10	27.89	88.9	**5.77**	3.4	SR9	14/10/2014 21:10	27.56	85.0	**5.56**	4.2
SR9	14/10/2014 3:15	27.55	86.3	**5.73**	**5.5**	SR9	14/10/2014 9:15	27.35	82.6	**5.52**	**7.8**	SR9	14/10/2014 15:15	27.89	89.1	**5.79**	3.6	SR9	14/10/2014 21:15	27.54	83.5	**5.46**	3.7
SR9	14/10/2014 3:20	27.54	86.0	**5.71**	**5.3**	SR9	14/10/2014 9:20	27.34	82.5	**5.51**	**7.9**	SR9	14/10/2014 15:20	27.93	89.7	**5.83**	4.6	SR9	14/10/2014 21:20	27.54	82.9	**5.42**	3.7
SR9	14/10/2014 3:25	27.52	85.5	**5.67**	**5.4**	SR9	14/10/2014 9:25	27.35	83.2	**5.56**	**8.0**	SR9	14/10/2014 15:25	27.95	90.1	**5.85**	3.5	SR9	14/10/2014 21:25	27.53	83.0	**5.43**	3.9
SR9	14/10/2014 3:30	27.54	86.7	**5.76**	**6.1**	SR9	14/10/2014 9:30	27.35	81.8	**5.46**	**8.6**	SR9	14/10/2014 15:30	27.85	89.2	**5.80**	3.9	SR9	14/10/2014 21:30	27.53	82.3	**5.38**	4.7
SR9	14/10/2014 3:35	27.53	86.6	**5.74**	**7.5**	SR9	14/10/2014 9:35	27.36	83.6	**5.59**	**7.2**	SR9	14/10/2014 15:35	27.85	89.1	**5.79**	3.7	SR9	14/10/2014 21:35	27.53	83.7	**5.47**	3.8
SR9	14/10/2014 3:40	27.52	86.8	**5.74**	**6.2**	SR9	14/10/2014 9:40	27.36	83.0	**5.54**	**7.6**	SR9	14/10/2014 15:40	27.92	90.2	**5.86**	3.7	SR9	14/10/2014 21:40	27.53	83.4	**5.45**	4.0
SR9	14/10/2014 3:45	27.54	86.7	**5.73**	**6.8**	SR9	14/10/2014 9:45	27.37	83.4	**5.56**	**6.8**	SR9	14/10/2014 15:45	27.92	90.4	**5.87**	3.5	SR9	14/10/2014 21:45	27.53	83.1	**5.44**	4.0
SR9	14/10/2014 3:50	27.55	86.5	**5.72**	**7.5**	SR9	14/10/2014 9:50	27.37	82.6	**5.52**	**6.5**	SR9	14/10/2014 15:50	27.90	90.0	**5.84**	3.3	SR9	14/10/2014 21:50	27.52	80.5	**5.26**	3.8
SR9	14/10/2014 3:55	27.53	86.7	**5.73**	**8.9**	SR9	14/10/2014 9:55	27.37	82.8	**5.53**	**6.7**	SR9	14/10/2014 15:55	27.95	89.9	**5.83**	3.6	SR9	14/10/2014 21:55	27.51	80.6	**5.27**	4.0
SR9	14/10/2014 4:00	27.52	87.1	**5.75**	**6.0**	SR9	14/10/2014 10:00	27.37	83.9	**5.61**	**6.3**	SR9	14/10/2014 16:00	27.95	89.9	**5.83**	3.3	SR9	14/10/2014 22:00	27.51	80.0	**5.23**	3.9
SR9	14/10/2014 4:05	27.51	87.4	**5.77**	**6.6**	SR9	14/10/2014 10:05	27.37	82.4	**5.50**	**7.2**	SR9	14/10/2014 16:05	27.87	90.0	**5.85**	3.8	SR9	14/10/2014 22:05	27.50	80.1	**5.24**	3.9
SR9	14/10/2014 4:10	27.53	87.1	**5.75**	**6.9**	SR9	14/10/2014 10:10	27.37	84.3	**5.63**	**6.4**	SR9	14/10/2014 16:10	27.86	90.4	**5.88**	4.0	SR9	14/10/2014 22:10	27.50	79.6	**5.21**	3.9
SR9	14/10/2014 4:15	27.51	86.8	**5.73**	**7.0**	SR9	14/10/2014 10:15	27.37	83.6	**5.59**	**7.0**	SR9	14/10/2014 16:15	27.85	90.5	**5.88**	3.7	SR9	14/10/2014 22:15	27.49	79.6	**5.21**	4.6
SR9	14/10/2014 4:20	27.50	86.8	**5.73**	**7.8**	SR9	14/10/2014 10:20	27.38	83.2	**5.55**	**6.9**	SR9	14/10/2014 16:20	27.88	90.6	**5.89**	3.7	SR9	14/10/2014 22:20	27.49	78.2	**5.12**	3.6
SR9	14/10/2014 4:25	27.49	87.0	**5.75**	**6.8**	SR9	14/10/2014 10:25	27.38	85.0	**5.68**	**5.8**	SR9	14/10/2014 16:25	27.93	90.3	**5.87**	3.1	SR9	14/10/2014 22:25	27.48	78.2	**5.12**	4.1
SR9	14/10/2014 4:30	27.49	87.9	**5.81**	**5.1**	SR9	14/10/2014 10:30	27.37	83.3	**5.57**	**6.3**	SR9	14/10/2014 16:30	27.82	90.2	**5.87**	4.4	SR9	14/10/2014 22:30	27.48	78.8	**5.15**	4.2
SR9	14/10/2014 4:35	27.48	87.6	**5.79**	**6.4**	SR9	14/10/2014 10:35	27.39	83.2	**5.57**	**5.7**	SR9	14/10/2014 16:35	27.80	91.6	**5.96**	4.0	SR9	14/10/2014 22:35	27.49	80.5	**5.26**	4.4
SR9	14/10/2014 4:40	27.48	87.4	**5.77**	**5.9**	SR9	14/10/2014 10:40	27.40	84.9	**5.66**	**6.1**	SR9	14/10/2014 16:40	27.77	92.8	6.04	4.2	SR9	14/10/2014 22:40	27.48	80.4	**5.26**	4.6
SR9	14/10/2014 4:45	27.49	87.0	**5.78**	**6.7**	SR9	14/10/2014 10:45	27.41	85.1	**5.67**	**6.9**	SR9	14/10/2014 16:45	27.80	92.0	5.99	3.9	SR9	14/10/2014 22:45	27.48	79.9	**5.23**	4.1
SR9	14/10/2014 4:50	27.50	87.3	**5.82**	**6.4**	SR9	14/10/2014 10:50	27.41	84.9	**5.66**	**5.2**	SR9	14/10/2014 16:50	27.77	92.5	6.03	4.1	SR9	14/10/2014 22:50	27.48	80.1	**5.24**	4.5
SR9	14/10/2014 4:55	27.47	86.9	**5.79**	**6.1**	SR9	14/10/2014 10:55	27.43	84.0	**5.58**	**5.5**	SR9	14/10/2014 16:55	27.79	92.8	6.04	4.0	SR9	14/10/2014 22:55	27.47	80.2	**5.25**	4.2
SR9	14/10/2014 5:00	27.49	86.6	**5.76**	**6.9**	SR9	14/10/2014 11:00	27.44	85.0	**5.67**	**6.9**	SR9	14/10/2014 17:00	27.81	92.8	6.04	3.6	SR9	14/10/2014 23:00	27.47	80.5	**5.27**	4.4
SR9	14/10/2014 5:05	27.47	86.5	**5.76**	**6.3**	SR9	14/10/2014 11:05	27.45	85.0	**5.66**	**6.4**	SR9	14/10/2014 17:05	27.80	93.5	6.09	3.6	SR9	14/10/2014 23:05	27.45	79.2	**5.19**	4.1
SR9	14/10/2014 5:10	27.47	87.0	**5.80**	**6.8**	SR9	14/10/2014 11:10	27.45	86.2	**5.74**	**6.1**	SR9	14/10/2014 17:10	27.72	94.3	6.14	3.9	SR9	14/10/2014 23:10	27.46	79.2	**5.19**	4.6
SR9	14/10/2014 5:15	27.45	86.5	**5.77**	**6.1**	SR9	14/10/2014 11:15	27.43	85.5	**5.70**	**6.4**	SR9	14/10/2014 17:15	27.74	94.0	6.13	3.9	SR9	14/10/2014 23:15	27.45	79.7	**5.22**	4.1
SR9	14/10/2014 5:20	27.45	86.9	**5.78**	**6.5**	SR9	14/10/2014 11:20	27.46	87.5	**5.81**	**6.2**	SR9	14/10/2014 17:20	27.76	94.2	6.13	3.6	SR9	14/10/2014 23:20	27.45	80.2	**5.25**	4.3
SR9	14/10/2014 5:25	27.43	86.6	**5.76**	**6.1**	SR9	14/10/2014 11:25	27.44	85.8	**5.73**	**6.4**	SR9	14/10/2014 17:25	27.78	93.9	6.11	3.4	SR9	14/10/2014 23:25	27.45	81.7	**5.35**	4.3
SR9	14/10/2014 5:30	27.44	86.8	**5.75**	**6.0**	SR9	14/10/2014 11:30	27.48	88.6	**5.90**	**6.0**	SR9	14/10/2014 17:30	27.78	94.5	6.15	3.6	SR9	14/10/2014 23:30	27.45	80.9	**5.30**	3.9
SR9	14/10/2014 5:35	27.47	87.0	**5.76**	**6.5**	SR9	14/10/2014 11:35	27.43	86.5	**5.77**	**5.9**	SR9	14/10/2014 17:35	27.75	94.6	6.16	3.5	SR9	14/10/2014 23:35	27.43	79.5	**5.21**	3.9
SR9	14/10/2014 5:40	27.46	86.8	**5.75**	**6.5**	SR9	14/10/2014 11:40	27.52	89.9	5.98	**5.6**	SR9	14/10/2014 17:40	27.78	94.4	6.14	3.6	SR9	14/10/2014 23:40	27.43	79.5	**5.21**	4.3
SR9	14/10/2014 5:45	27.46	86.7	**5.74**	**6.6**	SR9	14/10/2014 11:45	27.53	89.2	**5.93**	**5.1**	SR9	14/10/2014 17:45	27.75	93.7	6.10	3.4	SR9	14/10/2014 23:45	27.44	80.4	**5.27**	4.4
SR9	14/10/2014 5:50	27.44	86.3	**5.72**	**5.8**	SR9	14/10/2014 11:50	27.55	89.1	**5.92**	**5.9**	SR9	14/10/2014 17:50	27.75	93.2	6.07	3.3	SR9	14/10/2014 23:50	27.44	80.3	**5.26**	4.3
SR9	14/10/2014 5:55	27.43	86.5	**5.72**	**6.6**	SR9	14/10/2014 11:55	27.52	87.9	**5.85**	**5.4**	SR9	14/10/2014 17:55	27.76	93.1	6.06	3.3	SR9	14/10/2014 23:55	27.43	79.9	**5.24**	4.3

Station	Timestamp	Temp (°C)	DO (%)	DO (mg/L)	Tur (NTU)	Station	Timestamp	Temp (°C)	DO (%)	DO (mg/L)	Tur (NTU)	Station	Timestamp	Temp (°C)	DO (%)	DO (mg/L)	Tur (NTU)	Station	Timestamp	Temp (°C)	DO (%)	DO (mg/L)	Tur (NTU)
SR10	14/10/2014 0:00	28.34	82.5	**5.37**	3.1	SR10	14/10/2014 6:00	28.29	81.3	**5.30**	3.9	SR10	14/10/2014 12:00	28.46	87.4	**5.69**	2.3	SR10	14/10/2014 18:00	28.45	86.7	**5.64**	3.6
SR10	14/10/2014 0:05	28.36	84.9	**5.53**	**6.6**	SR10	14/10/2014 6:05	28.26	80.8	**5.27**	3.7	SR10	14/10/2014 12:05	28.46	87.1	**5.67**	2.1	SR10	14/10/2014 18:05	28.45	84.7	**5.50**	3.5
SR10	14/10/2014 0:10	28.36	84.9	**5.52**	3.3	SR10	14/10/2014 6:10	28.27	81.0	**5.28**	3.1	SR10	14/10/2014 12:10	28.46	86.4	**5.62**	2.1	SR10	14/10/2014 18:10	28.45	84.0	**5.46**	3.2
SR10	14/10/2014 0:15	28.36	84.9	**5.52**	4.2	SR10	14/10/2014 6:15	28.25	81.2	**5.30**	3.6	SR10	14/10/2014 12:15	28.44	87.2	**5.68**	2.2	SR10	14/10/2014 18:15	28.45	82.4	**5.36**	3.0
SR10	14/10/2014 0:20	28.37	84.8	**5.52**	4.3	SR10	14/10/2014 6:20	28.25	82.3	**5.37**	3.6	SR10	14/10/2014 12:20	28.47	86.4	**5.62**	2.3	SR10	14/10/2014 18:20	28.45	81.0	**5.27**	**6.1**
SR10	14/10/2014 0:25	28.38	85.4	**5.56**	3.5	SR10	14/10/2014 6:25	28.25	82.3	**5.37**	2.9	SR10	14/10/2014 12:25	28.51	86.4	**5.62**	2.0	SR10	14/10/2014 18:25	28.45	81.4	**5.29**	3.4
SR10	14/10/2014 0:30	28.39	85.7	**5.57**	3.7	SR10	14/10/2014 6:30	28.25	83.6	**5.45**	3.8	SR10	14/10/2014 12:30	28.54	87.2	**5.67**	1.7	SR10	14/10/2014 18:30	28.45	80.6	**5.24**	3.6
SR10	14/10/2014 0:35	28.39	85.8	**5.58**	3.5	SR10	14/10/2014 6:35	28.26	83.7	**5.46**	3.1	SR10	14/10/2014 12:35	28.56	87.0	**5.66**	1.9	SR10	14/10/2014 18:35	28.45	80.4	**5.23**	3.3
SR10	14/10/2014 0:40	28.40	85.8	**5.58**	3.9	SR10	14/10/2014 6:40	28.25	82.2	**5.36**	3.6	SR10	14/10/2014 12:40	28.59	87.4	**5.68**	1.6	SR10	14/10/2014 18:40	28.44	85.5	**5.56**	3.8
SR10	14/10/2014 0:45	28.39	85.8	**5.58**	3.3	SR10	14/10/2014 6:45	28.27	83.9	**5.47**	3.7	SR10	14/10/2014 12:45	28.60	87.1	**5.66**	1.7	SR10	14/10/2014 18:45	28.44	87.1	**5.66**	4.1
SR10	14/10/2014 0:50	28.39	85.6	**5.57**	**5.8**	SR10	14/10/2014 6:50	28.24	83.9	**5.47**	3.2	SR10	14/10/2014 12:50	28.60	86.2	**5.60**	1.6	SR10	14/10/2014 18:50	28.44	85.3	**5.55**	3.4
SR10	14/10/2014 0:55	28.40	85.3	**5.55**	3.9	SR10	14/10/2014 6:55	28.26	83.8	**5.47**	3.1	SR10	14/10/2014 12:55	28.58	85.6	**5.56**	1.9	SR10	14/10/2014 18:55	28.44	87.1	**5.66**	3.5
SR10	14/10/2014 1:00	28.40	85.4	**5.55**	4.3	SR10	14/10/2014 7:00	28.34	86.4	**5.63**	2.7	SR10	14/10/2014 13:00	28.61	86.1	**5.59**	1.7	SR10	14/10/2014 19:00	28.45	80.0	**5.19**	3.1
SR10	14/10/2014 1:05	28.40	85.4	**5.55**	3.7	SR10	14/10/2014 7:05	28.30	86.5	**5.64**	2.3	SR10	14/10/2014 13:05	28.58	86.2	**5.60**	1.9	SR10	14/10/2014 19:05	28.43	85.6	**5.57**	3.5
SR10	14/10/2014 1:10	28.39	85.3	**5.55**	3.8	SR10	14/10/2014 7:10	28.30	86.5	**5.64**	2.3	SR10	14/10/2014 13:10	28.62	86.9	**5.64**	2.1	SR10	14/10/2014 19:10	28.43	86.8	**5.64**	3.4
SR10	14/10/2014 1:15	28.39	85.2	**5.54**	3.7	SR10	14/10/2014 7:15	28.33	86.1	**5.61**	2.2	SR10	14/10/2014 13:15	28.63	88.5	**5.75**	1.6	SR10	14/10/2014 19:15	28.44	87.6	**5.70**	2.9
SR10	14/10/2014 1:20	28.39	85.1	**5.53**	4.7	SR10	14/10/2014 7:20	28.32	86.2	**5.62**	2.7	SR10	14/10/2014 13:20	28.60	86.1	**5.59**	2.2	SR10	14/10/2014 19:20	28.44	87.6	**5.70**	3.1
SR10	14/10/2014 1:25	28.39	85.4	**5.55**	3.6	SR10	14/10/2014 7:25	28.31	85.8	**5.60**	3.0	SR10	14/10/2014 13:25	28.60	86.2	**5.60**	2.0	SR10	14/10/2014 19:25	28.43	87.7	**5.70**	3.1
SR10	14/10/2014 1:30	28.39	85.4	**5.55**	4.7	SR10	14/10/2014 7:30	28.30	85.8	**5.60**	2.7	SR10	14/10/2014 13:30	28.59	86.7	**5.63**	1.8	SR10	14/10/2014 19:30	28.43	87.9	**5.72**	2.7
SR10	14/10/2014 1:35	28.39	85.3	**5.55**	4.2	SR10	14/10/2014 7:35	28.28	85.6	**5.59**	2.6	SR10	14/10/2014 13:35	28.61	87.2	**5.66**	1.9	SR10	14/10/2014 19:35	28.43	88.6	**5.76**	2.8
SR10	14/10/2014 1:40	28.39	85.3	**5.55**	3.5	SR10	14/10/2014 7:40	28.28	85.6	**5.58**	3.8	SR10	14/10/2014 13:40	28.58	86.3	**5.61**	1.9	SR10	14/10/2014 19:40	28.43	88.6	**5.76**	2.9
SR10	14/10/2014 1:45	28.37	85.8	**5.58**	3.0	SR10	14/10/2014 7:45	28.28	85.7	**5.59**	2.6	SR10	14/10/2014 13:45	28.60	86.3	**5.61**	1.9	SR10	14/10/2014 19:45	28.40	88.5	**5.76**	2.9
SR10	14/10/2014 1:50	28.37	85.8	**5.58**	3.3	SR10	14/10/2014 7:50	28.26	85.8	**5.60**	2.5	SR10						SR10	14/10/2014 19:50	28.39	88.7	**5.77**	2.7
SR10	14/10/2014 1:55	28.39	85.7	**5.58**	4.4	SR10	14/10/2014 7:55	28.27	85.2	**5.56**	2.8	SR10						SR10	14/10/2014 19:55	28.39	88.3	**5.74**	3.3
SR10	14/10/2014 2:00	28.38	85.4	**5.56**	3.4	SR10	14/10/2014 8:00	28.26	86.1	**5.63**	2.9	SR10	14/10/2014 14:00	28.58	86.0	**5.57**	2.1	SR10	14/10/2014 20:00	28.38	87.9	**5.72**	2.9
SR10	14/10/2014 2:05	28.39	85.7	**5.57**	3.6	SR10	14/10/2014 8:05	28.23	84.8	**5.54**	3.1	SR10	14/10/2014 14:05	28.64	88.0	**5.70**	1.3	SR10	14/10/2014 20:05	28.36	87.5	**5.70**	3.7
SR10	14/10/2014 2:10	28.39	85.3	**5.55**	4.2	SR10	14/10/2014 8:10	28.22	85.3	**5.57**	3.0	SR10	14/10/2014 14:10	28.56	83.4	**5.41**	2.2	SR10	14/10/2014 20:10	28.35	87.4	**5.69**	3.1
SR10	14/10/2014 2:15	28.37	86.0	**5.60**	4.4	SR10	14/10/2014 8:15	28.24	85.2	**5.56**	2.8	SR10	14/10/2014 14:15	28.56	83.5	**5.41**	2.3	SR10	14/10/2014 20:15	28.34	86.9	**5.66**	2.8
SR10	14/10/2014 2:20	28.39	85.7	**5.57**	**4.9**	SR10	14/10/2014 8:20	28.24	84.0	**5.48**	3.8	SR10	14/10/2014 14:20	28.56	82.6	**5.35**	2.4	SR10	14/10/2014 20:20	28.36	86.8	**5.65**	3.7
SR10	14/10/2014 2:25	28.38	85.8	**5.58**	3.3	SR10	14/10/2014 8:25	28.24	84.6	**5.52**	3.8	SR10	14/10/2014 14:25	28.56	82.2	**5.33**	2.0	SR10	14/10/2014 20:25	28.35	86.9	**5.65**	3.4
SR10	14/10/2014 2:30	28.36	85.4	**5.55**	3.1	SR10	14/10/2014 8:30	28.25	84.9	**5.54**	3.6	SR10	14/10/2014 14:30	28.55	83.8	**5.44**	2.1	SR10	14/10/2014 20:30	28.35	87.8	**5.72**	2.6
SR10	14/10/2014 2:35	28.38	85.7	**5.57**	3.2	SR10	14/10/2014 8:35	28.26	85.4	**5.57**	3.1	SR10	14/10/2014 14:35	28.54	84.6	**5.49**	2.5	SR10	14/10/2014 20:35	28.36	86.8	**5.65**	2.9
SR10	14/10/2014 2:40	28.38	85.9	**5.59**	3.7	SR10	14/10/2014 8:40	28.27	85.7	**5.59**	3.1	SR10	14/10/2014 14:40	28.54	82.6	**5.36**	2.3	SR10	14/10/2014 20:40	28.35	85.5	**5.57**	3.3
SR10	14/10/2014 2:45	28.39	85.6	**5.57**	4.1	SR10	14/10/2014 8:45	28.25	85.0	**5.55**	3.7	SR10	14/10/2014 14:45	28.53	85.5	**5.55**	2.4	SR10	14/10/2014 20:45	28.35	84.9	**5.52**	3.2
SR10	14/10/2014 2:50	28.37	85.8	**5.58**	4.4	SR10	14/10/2014 8:50	28.24	84.9	**5.54**	3.4	SR10	14/10/2014 14:50	28.55	85.9	**5.57**	2.5	SR10	14/10/2014 20:50	28.35	85.3	**5.55**	2.9
SR10	14/10/2014 2:55	28.38	85.6	**5.57**	**11.5**	SR10	14/10/2014 8:55	28.25	85.0	**5.55**	3.1	SR10	14/10/2014 14:55	28.56	86.6	**5.62**	1.8	SR10	14/10/2014 20:55	28.36	86.4	**5.62**	3.3
SR10	14/10/2014 3:00	28.38	85.7	**5.57**	**11.0**	SR10	14/10/2014 9:00	28.25	85.1	**5.55**	3.5	SR10	14/10/2014 15:00	28.54	91.3	**5.92**	1.7	SR10	14/10/2014 21:00	28.36	86.0	**5.60**	3.3
SR10	14/10/2014 3:05	28.37	85.3	**5.55**	**16.0**	SR10	14/10/2014 9:05	28.26	85.5	**5.58**	3.1	SR10	14/10/2014 15:05	28.59	92.4	5.99	1.4	SR10	14/10/2014 21:05	28.36	85.4	**5.56**	3.3
SR10	14/10/2014 3:10	28.37	84.8	**5.52**	3.5	SR10	14/10/2014 9:10	28.30	86.0	**5.61**	2.9	SR10	14/10/2014 15:10	28.57	92.1	5.97	1.5	SR10	14/10/2014 21:10	28.36	85.4	**5.56**	3.6
SR10	14/10/2014 3:15	28.36	84.0	**5.47**	3.4	SR10	14/10/2014 9:15	28.27	85.2	**5.56**	3.7	SR10	14/10/2014 15:15	28.59	91.9	**5.96**	1.4	SR10	14/10/2014 21:15	28.36	85.4	**5.56**	3.3
SR10	14/10/2014 3:20	28.35	83.7	**5.45**	3.5	SR10	14/10/2014 9:20	28.26	85.2	**5.56**	3.9	SR10	14/10/2014 15:20	28.55	89.7	**5.82**	1.8	SR10	14/10/2014 21:20	28.36	84.4	**5.49**	2.9
SR10	14/10/2014 3:25	28.36	84.0	**5.47**	4.0	SR10	14/10/2014 9:25	28.25	85.1	**5.56**	3.9	SR10	14/10/2014 15:25	28.56	90.1	**5.84**	1.4	SR10	14/10/2014 21:25	28.36	85.2	**5.54**	2.9
SR10	14/10/2014 3:30	28.35	84.3	**5.48**	3.8	SR10	14/10/2014 9:30	28.23	84.4	**5.51**	4.1	SR10	14/10/2014 15:30	28.53	88.5	**5.74**	1.6	SR10	14/10/2014 21:30	28.36	84.9	**5.53**	2.7
SR10	14/10/2014 3:35	28.34	83.3	**5.42**	3.3	SR10	14/10/2014 9:35	28.24	84.6	**5.52**	4.1	SR10	14/10/2014 15:35	28.52	85.9	**5.58**	1.5	SR10	14/10/2014 21:35	28.36	85.6	**5.57**	2.9
SR10	14/10/2014 3:40	28.34	82.4	**5.36**	3.7	SR10	14/10/2014 9:40	28.27	85.4	**5.57**	3.5	SR10	14/10/2014 15:40	28.48	85.7	**5.56**	1.6	SR10	14/10/2014 21:40	28.36	85.6	**5.58**	2.7
SR10	14/10/2014 3:45	28.36	81.6	**5.31**	3.7	SR10	14/10/2014 9:45	28.28	84.5	**5.51**	3.0	SR10	14/10/2014 15:45	28.44	87.3	**5.67**	1.8	SR10	14/10/2014 21:45	28.36	85.7	**5.58**	2.8
SR10	14/10/2014 3:50	28.31	82.2	**5.35**	3.3	SR10	14/10/2014 9:50	28.26	85.0	**5.54**	3.8	SR10	14/10/2014 15:50	28.44	86.6	**5.63**	1.8	SR10	14/10/2014 21:50	28.36	82.5	**5.37**	2.5
SR10	14/10/2014 3:55	28.31	82.2	**5.35**	3.3	SR10	14/10/2014 9:55	28.26	85.0	**5.55**	3.3	SR10	14/10/2014 15:55	28.44	87.6	**5.70**	1.8	SR10	14/10/2014 21:55	28.34	80.6	**5.25**	2.6
SR10	14/10/2014 4:00	28.29	81.3	**5.30**	2.9	SR10	14/10/2014 10:00	28.25	84.7	**5.53**	3.9	SR10	14/10/2014 16:00	28.44	87.4	**5.68**	1.9	SR10	14/10/2014 22:00	28.34	78.8	**5.14**	2.2
SR10	14/10/2014 4:05	28.31	79.6	**5.18**	2.9	SR10	14/10/2014 10:05	28.24	84.7	**5.53**	3.6	SR10	14/10/2014 16:05	28.43	85.2	**5.54**	2.3	SR10	14/10/2014 22:05	28.33	82.3	**5.36**	2.4
SR10	14/10/2014 4:10	28.31	77.9	**5.08**	3.4	SR10	14/10/2014 10:10	28.28	85.7	**5.59**	2.8	SR10	14/10/2014 16:10	28.44	86.0	**5.59**	2.0	SR10	14/10/2014 22:10	28.33	80.2	**5.23**	2.2
SR10	14/10/2014 4:15	28.33	79.5	**5.17**	3.5	SR10	14/10/2014 10:15	28.32	86.4	**5.63**	2.6	SR10	14/10/2014 16:15	28.40	86.9	**5.66**	2.3	SR10	14/10/2014 22:15	28.30	80.4	**5.24**	2.3
SR10	14/10/2014 4:20	28.32	80.6	**5.25**	3.6	SR10	14/10/2014 10:20	28.32	86.2	**5.62**	2.8	SR10	14/10/2014 16:20	28.44	87.7	**5.70**	1.6	SR10	14/10/2014 22:20	28.33	79.4	**5.18**	2.3
SR10	14/10/2014 4:25	28.33	81.3	**5.29**	3.6	SR10	14/10/2014 10:25	28.30	85.9	**5.60**	2.6	SR10	14/10/2014 16:25	28.40	85.7	**5.57**	2.6	SR10	14/10/2014 22:25	28.33	81.1	**5.29**	2.3
SR10	14/10/2014 4:30	28.33	80.5	**5.24**	3.6	SR10	14/10/2014 10:30	28.33	86.6	**5.65**	2.7	SR10	14/10/2014 16:30	28.37	86.0	**5.60**	2.5	SR10	14/10/2014 22:30	28.33	81.6	**5.32**	2.9
SR10	14/10/2014 4:35	28.32	82.1	**5.35**	4.0	SR10	14/10/2014 10:35	28.30	86.0	**5.61**	2.9	SR10	14/10/2014 16:35	28.37	85.9	**5.59**	2.7	SR10	14/10/2014 22:35	28.33	80.4	**5.24**	2.5
SR10	14/10/2014 4:40	28.30	81.9	**5.34**	3.3	SR10	14/10/2014 10:40	28.34	86.5	**5.64**	2.7	SR10	14/10/2014 16:40	28.40	86.3	**5.62**	2.8	SR10	14/10/2014 22:40	28.31	77.8	**5.07**	2.3
SR10	14/10/2014 4:45	28.31	80.7	**5.26**	3.5	SR10	14/10/2014 10:45	28.36	86.9	**5.66**	2.6	SR10	14/10/2014 16:45	28.41	87.1	**5.67**	2.2	SR10	14/10/2014 22:45	28.30	77.9	**5.08**	2.4
SR10	14/10/2014 4:50	28.31	81.5	**5.31**	3.7	SR10	14/10/2014 10:50	28.36	86.6	**5.65**	2.9	SR10	14/10/2014 16:50	28.43	88.2	**5.73**	1.9	SR10	14/10/2014 22:50	28.30	77.8	**5.08**	2.2
SR10	14/10/2014 4:55	28.31	80.9	**5.27**	3.2	SR10	14/10/2014 10:55	28.34	86.4	**5.63**	2.6	SR10	14/10/2014 16:55	28.43	88.0	**5.72**	2.2	SR10	14/10/2014 22:55	28.30	76.9	**5.02**	2.1
SR10	14/10/2014 5:00	28.31	81.5	**5.31**	3.1	SR10	14/10/2014 11:00	28.37	86.6	**5.65**	2.6	SR10	14/10/2014 17:00	28.45	88.1	**5.72**	3.0	SR10	14/10/2014 23:00	28.30	75.8	**4.94**	2.1
SR10	14/10/2014 5:05	28.30	81.2	**5.29**	3.3	SR10	14/10/2014 11:05	28.36	86.4	**5.63**	2.9	SR10	14/10/2014 17:05	28.47	88.9	**5.78**	3.3	SR10	14/10/2014 23:05	28.29	75.9	**4.95**	2.0
SR10	14/10/2014 5:10	28.30	81.8	**5.33**	4.4	SR10	14/10/2014 11:10	28.36	86.7	**5.65**	2.5	SR10	14/10/2014 17:10	28.47	88.9	**5.77**	3.2	SR10	14/10/2014 23:10	28.30	75.4	**4.92**	2.1
SR10	14/10/2014 5:15	28.31	81.4	**5.30**	3.3	SR10	14/10/2014 11:15	28.38	87.3	**5.69**	2.5	SR10	14/10/2014 17:15	28.47	88.8	**5.77**	3.0	SR10	14/10/2014 23:15	28.32	72.5	**4.73**	2.5
SR10	14/10/2014 5:20	28.30	82.0	**5.34**	3.4	SR10	14/10/2014 11:20	28.37	87.2	**5.68**	2.8	SR10	14/10/2014 17:20	28.46	89.2	**5.80**	2.7	SR10	14/10/2014 23:20	28.33	75.5	**4.92**	2.9
SR10	14/10/2014 5:25	28.30	83.1	**5.42**	3.3	SR10	14/10/2014 11:25	28.38	87.4	**5.70**	2.6	SR10	14/10/2014 17:25	28.46	89.0	**5.79**	3.0	SR10	14/10/2014 23:25	28.30	79.1	**5.16**	2.1
SR10	14/10/2014 5:30	28.30	82.2	**5.35**	3.9	SR10	14/10/2014 11:30	28.39	87.6	**5.71**	2.3	SR10	14/10/2014 17:30	28.46	89.1	**5.79**	2.8	SR10	14/10/2014 23:30	28.30	80.7	**5.26**	2.5
SR10	14/10/2014 5:35	28.30	82.8	**5.40**	4.0	SR10	14/10/2014 11:35	28.44	88.9	**5.79**	2.2	SR10	14/10/2014 17:35	28.46	89.0	**5.78**	3.1	SR10	14/10/2014 23:35	28.32	81.2	**5.30**	2.4
SR10	14/10/2014 5:40	28.30	81.1	**5.28**	4.4	SR10	14/10/2014 11:40	28.41	88.1	**5.74**	2.2	SR10	14/10/2014 17:40	28.45	88.5	**5.75**	3.8	SR10	14/10/2014 23:40	28.31	81.2	**5.30**	2.2
SR10	14/10/2014 5:45	28.30	81.4	**5.31**	4.0	SR10	14/10/2014 11:45	28.41	88.2	**5.74**	2.1	SR10	14/10/2014 17:45	28.45	88.2	**5.73**	3.4	SR10	14/10/2014 23:45	28.31	84.0	**5.48**	3.2
SR10	14/10/2014 5:50	28.28	80.2	**5.23**	3.7	SR10	14/10/2014 11:50	28.42	88.1	**5.73**	2.0	SR10	14/10/2014 17:50	28.45	88.2	**5.73**	3.5	SR10	14/10/2014 23:50	28.32	83.8	**5.47**	**16.6**
SR10	14/10/2014 5:55	28.29	80.7	**5.26**	3.9	SR10	14/10/2014 11:55	28.46	87.9	**5.72**	2.2	SR10	14/10/2014 17:55	28.45	87.3	**5.68**	4.2	SR10	14/10/2014 23:55	28.32	84.0	**5.47**	2.7

Station	Timestamp	Temp (°C)	DO (%)	DO (mg/L)	Tur (NTU)	Station	Timestamp	Temp (°C)	DO (%)	DO (mg/L)	Tur (NTU)	Station	Timestamp	Temp (°C)	DO (%)	DO (mg/L)	Tur (NTU)	Station	Timestamp	Temp (°C)	DO (%)	DO (mg/L)	Tur (NTU)
SR11	14/10/2014 0:00	28.45	74.1	**4.88**	1.4	SR11	14/10/2014 6:00	28.28	67.5	**4.46**	1.6	SR11	14/10/2014 12:00	28.56	90.3	**5.95**	1.7	SR11	14/10/2014 18:00	28.57	80.7	**5.33**	2.4
SR11	14/10/2014 0:05	28.45	74.2	**4.89**	1.6	SR11	14/10/2014 6:05	28.28	67.5	**4.46**	1.6	SR11	14/10/2014 12:05	28.56	90.5	**5.96**	1.9	SR11	14/10/2014 18:05	28.58	81.6	**5.38**	2.2
SR11	14/10/2014 0:10	28.45	74.9	**4.94**	1.6	SR11	14/10/2014 6:10	28.29	68.8	**4.54**	1.8	SR11	14/10/2014 12:10	28.58	90.7	5.98	1.8	SR11	14/10/2014 18:10	28.58	80.3	**5.30**	2.2
SR11	14/10/2014 0:15	28.46	75.9	**5.00**	0.9	SR11	14/10/2014 6:15	28.30	68.2	**4.51**	1.7	SR11	14/10/2014 12:15	28.59	90.7	5.97	1.7	SR11	14/10/2014 18:15	28.57	81.1	**5.36**	2.6
SR11	14/10/2014 0:20	28.46	73.8	**4.87**	1.4	SR11	14/10/2014 6:20	28.32	67.6	**4.47**	2.1	SR11	14/10/2014 12:20	28.60	90.3	**5.94**	1.7	SR11	14/10/2014 18:20	28.57	78.9	**5.21**	2.3
SR11	14/10/2014 0:25	28.45	71.9	**4.74**	1.2	SR11	14/10/2014 6:25	28.29	68.5	**4.52**	1.8	SR11	14/10/2014 12:25	28.62	91.8	6.04	1.8	SR11	14/10/2014 18:25	28.56	77.6	**5.12**	2.0
SR11	14/10/2014 0:30	28.45	72.1	**4.75**	1.4	SR11	14/10/2014 6:30	28.28	68.1	**4.50**	1.8	SR11	14/10/2014 12:30	28.62	92.2	6.07	1.7	SR11	14/10/2014 18:30	28.56	78.8	**5.20**	2.4
SR11	14/10/2014 0:35	28.44	72.2	**4.76**	1.3	SR11	14/10/2014 6:35	28.27	68.9	**4.56**	1.7	SR11	14/10/2014 12:35	28.62	92.0	6.06	1.6	SR11	14/10/2014 18:35	28.56	78.3	**5.16**	1.9
SR11	14/10/2014 0:40	28.44	70.7	**4.66**	1.4	SR11	14/10/2014 6:40	28.30	68.7	**4.54**	2.4	SR11	14/10/2014 12:40	28.59	91.4	6.03	1.9	SR11	14/10/2014 18:40	28.55	78.4	**5.17**	1.8
SR11	14/10/2014 0:45	28.43	70.8	**4.67**	1.1	SR11	14/10/2014 6:45	28.29	68.8	**4.55**	2.3	SR11	14/10/2014 12:45	28.65	91.7	6.04	1.8	SR11	14/10/2014 18:45	28.56	79.4	**5.23**	1.9
SR11	14/10/2014 0:50	28.44	70.3	**4.63**	1.6	SR11	14/10/2014 6:50	28.31	68.9	**4.55**	3.1	SR11	14/10/2014 12:50	28.66	92.2	6.07	1.6	SR11	14/10/2014 18:50	28.56	79.9	**5.27**	1.6
SR11	14/10/2014 0:55	28.43	70.0	**4.61**	1.3	SR11	14/10/2014 6:55	28.33	70.8	**4.67**	2.7	SR11	14/10/2014 12:55	28.64	92.1	6.06	2.1	SR11	14/10/2014 18:55	28.56	80.0	**5.28**	2.1
SR11	14/10/2014 1:00	28.43	69.4	**4.57**	1.3	SR11	14/10/2014 7:00	28.29	70.3	**4.64**	2.2	SR11	14/10/2014 13:00	28.69	92.2	6.06	1.6	SR11	14/10/2014 19:00	28.57	82.0	**5.41**	1.7
SR11	14/10/2014 1:05	28.43	69.4	**4.57**	1.4	SR11	14/10/2014 7:05	28.29	70.0	**4.63**	2.4	SR11	14/10/2014 13:05	28.70	92.6	6.09	2.7	SR11	14/10/2014 19:05	28.56	80.2	**5.29**	1.4
SR11	14/10/2014 1:10	28.43	70.9	**4.68**	1.1	SR11	14/10/2014 7:10	28.26	69.6	**4.60**	2.0	SR11	14/10/2014 13:10	28.71	92.7	6.09	1.7	SR11	14/10/2014 19:10	28.57	80.4	**5.30**	1.3
SR11	14/10/2014 1:15	28.41	69.4	**4.58**	1.3	SR11	14/10/2014 7:15	28.28	69.6	**4.60**	2.3	SR11	14/10/2014 13:15	28.73	92.6	6.09	2.9	SR11	14/10/2014 19:15	28.56	80.9	**5.33**	1.7
SR11	14/10/2014 1:20	28.42	68.3	**4.51**	1.5	SR11	14/10/2014 7:20	28.26	69.5	**4.59**	2.1	SR11	14/10/2014 13:20	28.73	92.6	6.09	1.7	SR11	14/10/2014 19:20	28.56	80.5	**5.31**	1.3
SR11	14/10/2014 1:25	28.42	68.4	**4.51**	1.5	SR11	14/10/2014 7:25	28.24	69.8	**4.62**	2.3	SR11	14/10/2014 13:25	28.75	92.4	6.07	3.0	SR11	14/10/2014 19:25	28.56	80.9	**5.34**	1.3
SR11	14/10/2014 1:30	28.41	67.9	**4.48**	1.6	SR11	14/10/2014 7:30	28.28	69.5	**4.59**	2.3	SR11	14/10/2014 13:30	28.75	93.1	6.12	1.8	SR11	14/10/2014 19:30	28.56	80.7	**5.32**	1.6
SR11	14/10/2014 1:35	28.41	66.8	**4.41**	1.4	SR11	14/10/2014 7:35	28.26	70.9	**4.69**	2.4	SR11	14/10/2014 13:35	28.76	92.8	6.10	1.9	SR11	14/10/2014 19:35	28.55	81.6	**5.37**	1.0
SR11	14/10/2014 1:40	28.39	66.8	**4.41**	1.2	SR11	14/10/2014 7:40	28.25	71.3	**4.71**	2.5	SR11	14/10/2014 13:40	28.77	92.6	6.09	2.7	SR11	14/10/2014 19:40	28.56	81.3	**5.35**	1.4
SR11	14/10/2014 1:45	28.40	67.5	**4.45**	1.4	SR11	14/10/2014 7:45	28.25	72.2	**4.77**	3.0	SR11	14/10/2014 13:45	28.77	93.2	6.12	1.5	SR11	14/10/2014 19:45	28.55	79.8	**5.26**	1.1
SR11	14/10/2014 1:50	28.38	66.6	**4.40**	1.3	SR11	14/10/2014 7:50	28.28	68.8	**4.55**	2.8	SR11	14/10/2014 13:50	28.77	93.6	6.15	1.7	SR11	14/10/2014 19:50	28.54	80.9	**5.34**	0.9
SR11	14/10/2014 1:55	28.40	68.2	**4.50**	1.3	SR11	14/10/2014 7:55	28.25	70.1	**4.63**	3.0	SR11	14/10/2014 13:55	28.77	93.6	6.15	1.6	SR11	14/10/2014 19:55	28.55	80.5	**5.31**	1.1
SR11	14/10/2014 2:00	28.39	69.5	**4.59**	0.9	SR11	14/10/2014 8:00	28.29	70.6	**4.67**	2.2	SR11	14/10/2014 14:00	28.77	93.4	6.14	1.6	SR11	14/10/2014 20:00	28.54	79.8	**5.26**	0.9
SR11	14/10/2014 2:05	28.39	69.8	**4.60**	1.0	SR11	14/10/2014 8:05	28.26	69.3	**4.59**	2.6	SR11	14/10/2014 14:05	28.78	93.9	6.17	1.5	SR11	14/10/2014 20:05	28.54	80.5	**5.31**	1.0
SR11	14/10/2014 2:10	28.37	67.7	**4.47**	1.5	SR11	14/10/2014 8:10	28.26	68.3	**4.52**	2.8	SR11	14/10/2014 14:10	28.78	94.0	6.17	1.6	SR11	14/10/2014 20:10	28.53	78.5	**5.18**	1.5
SR11	14/10/2014 2:15	28.36	68.7	**4.53**	1.0	SR11	14/10/2014 8:15	28.26	67.5	**4.46**	3.6	SR11	14/10/2014 14:15	28.78	94.3	6.19	1.8	SR11	14/10/2014 20:15	28.53	79.2	**5.23**	1.2
SR11	14/10/2014 2:20	28.38	69.2	**4.57**	1.8	SR11	14/10/2014 8:20	28.26	71.5	**4.73**	1.9	SR11	14/10/2014 14:20	28.78	95.1	6.24	2.1	SR11	14/10/2014 20:20	28.52	78.7	**5.19**	1.2
SR11	14/10/2014 2:25	28.27	71.8	**4.75**	1.0	SR11	14/10/2014 8:25	28.27	69.9	**4.62**	3.1	SR11	14/10/2014 14:25	28.79	95.5	6.27	1.6	SR11	14/10/2014 20:25	28.50	77.8	**5.13**	2.0
SR11	14/10/2014 2:30	28.36	68.6	**4.53**	1.1	SR11	14/10/2014 8:30	28.27	71.6	**4.73**	4.0	SR11	14/10/2014 14:30	28.79	96.0	6.31	1.7	SR11	14/10/2014 20:30	28.50	78.2	**5.16**	1.8
SR11	14/10/2014 2:35	28.34	68.3	**4.51**	1.3	SR11	14/10/2014 8:35	28.26	72.8	**4.81**	4.7	SR11	14/10/2014 14:35	28.79	95.6	6.28	1.5	SR11	14/10/2014 20:35	28.52	78.7	**5.20**	1.3
SR11	14/10/2014 2:40	28.35	68.3	**4.51**	1.3	SR11	14/10/2014 8:40	28.26	71.1	**4.70**	3.5	SR11	14/10/2014 14:40	28.62	85.4	**5.62**	2.8	SR11	14/10/2014 20:40	28.51	77.6	**5.13**	1.6
SR11	14/10/2014 2:45	28.35	68.7	**4.54**	1.3	SR11	14/10/2014 8:45	28.25	73.9	**4.89**	4.4	SR11	14/10/2014 14:45	28.57	81.7	**5.38**	3.4	SR11	14/10/2014 20:45	28.50	78.8	**5.21**	1.7
SR11	14/10/2014 2:50	28.36	68.9	**4.55**	1.1	SR11	14/10/2014 8:50	28.26	69.1	**4.57**	4.0	SR11	14/10/2014 14:50	28.78	96.3	6.32	1.7	SR11	14/10/2014 20:50	28.49	78.0	**5.14**	1.9
SR11	14/10/2014 2:55	28.34	69.4	**4.58**	0.9	SR11	14/10/2014 8:55	28.25	74.8	**4.95**	2.7	SR11	14/10/2014 14:55	28.77	96.2	6.32	1.4	SR11	14/10/2014 20:55	28.49	78.7	**5.19**	2.1
SR11	14/10/2014 3:00	28.33	69.6	**4.60**	0.6	SR11	14/10/2014 9:00	28.27	72.7	**4.81**	4.0	SR11	14/10/2014 15:00	28.74	95.3	6.26	1.1	SR11	14/10/2014 21:00	28.48	78.3	**5.16**	2.3
SR11	14/10/2014 3:05	28.33	69.2	**4.57**	0.8	SR11	14/10/2014 9:05	28.26	73.9	**4.89**	3.4	SR11	14/10/2014 15:05	28.75	96.5	6.34	1.5	SR11	14/10/2014 21:05	28.48	78.6	**5.18**	2.1
SR11	14/10/2014 3:10	28.32	69.8	**4.61**	0.5	SR11	14/10/2014 9:10	28.26	74.4	**4.92**	3.4	SR11	14/10/2014 15:10	28.74	96.2	6.32	1.9	SR11	14/10/2014 21:10	28.48	78.3	**5.17**	1.6
SR11	14/10/2014 3:15	28.34	68.7	**4.54**	1.2	SR11	14/10/2014 9:15	28.26	75.3	**4.98**	2.8	SR11	14/10/2014 15:15	28.73	97.1	6.38	1.6	SR11	14/10/2014 21:15	28.48	79.3	**5.23**	1.7
SR11	14/10/2014 3:20	28.34	68.3	**4.51**	1.1	SR11	14/10/2014 9:20	28.26	73.3	**4.85**	3.9	SR11	14/10/2014 15:20	28.75	97.6	6.41	2.1	SR11	14/10/2014 21:20	28.49	76.6	**5.05**	1.2
SR11	14/10/2014 3:25	28.32	69.4	**4.59**	1.0	SR11	14/10/2014 9:25	28.26	74.4	**4.92**	3.2	SR11	14/10/2014 15:25	28.74	97.5	6.41	1.5	SR11	14/10/2014 21:25	28.48	77.8	**5.13**	1.8
SR11	14/10/2014 3:30	28.33	67.7	**4.47**	1.4	SR11	14/10/2014 9:30	28.27	77.7	**5.14**	2.6	SR11	14/10/2014 15:30	28.73	97.6	6.42	1.7	SR11	14/10/2014 21:30	28.48	77.6	**5.12**	1.5
SR11	14/10/2014 3:35	28.29	69.9	**4.62**	0.8	SR11	14/10/2014 9:35	28.27	77.9	**5.15**	2.5	SR11	14/10/2014 15:35	28.72	96.8	6.37	1.6	SR11	14/10/2014 21:35	28.48	78.2	**5.16**	1.5
SR11	14/10/2014 3:40	28.30	67.3	**4.45**	1.1	SR11	14/10/2014 9:40	28.26	78.6	**5.19**	2.5	SR11	14/10/2014 15:40	28.71	97.3	6.41	1.6	SR11	14/10/2014 21:40	28.48	77.9	**5.14**	1.2
SR11	14/10/2014 3:45	28.27	68.9	**4.56**	0.7	SR11	14/10/2014 9:45	28.27	78.1	**5.17**	2.6	SR11	14/10/2014 15:45	28.71	97.2	6.40	1.6	SR11	14/10/2014 21:45	28.47	78.2	**5.16**	1.9
SR11	14/10/2014 3:50	28.29	65.8	**4.35**	1.2	SR11	14/10/2014 9:50	28.28	78.4	**5.18**	2.7	SR11	14/10/2014 15:50	28.70	97.3	6.40	1.7	SR11	14/10/2014 21:50	28.47	76.4	**5.04**	1.1
SR11	14/10/2014 3:55	28.29	66.6	**4.40**	1.0	SR11	14/10/2014 9:55	28.25	76.8	**5.08**	2.8	SR11	14/10/2014 15:55	28.70	96.6	6.35	2.0	SR11	14/10/2014 21:55	28.46	77.3	**5.10**	1.2
SR11	14/10/2014 4:00	28.26	66.3	**4.38**	1.0	SR11	14/10/2014 10:00	28.29	79.2	**5.24**	2.8	SR11	14/10/2014 16:00	28.70	95.9	6.31	1.5	SR11	14/10/2014 22:00	28.46	78.0	**5.14**	1.9
SR11	14/10/2014 4:05	28.28	65.2	**4.31**	1.4	SR11	14/10/2014 10:05	28.29	78.9	**5.22**	3.0	SR11	14/10/2014 16:05	28.69	94.6	6.23	1.2	SR11	14/10/2014 22:05	28.46	77.8	**5.14**	2.0
SR11	14/10/2014 4:10	28.24	66.4	**4.39**	0.9	SR11	14/10/2014 10:10	28.28	75.0	**4.96**	2.7	SR11	14/10/2014 16:10	28.65	96.9	6.39	1.6	SR11	14/10/2014 22:10	28.45	76.6	**5.05**	0.8
SR11	14/10/2014 4:15	28.28	65.8	**4.34**	1.6	SR11	14/10/2014 10:15	28.29	79.1	**5.23**	2.6	SR11	14/10/2014 16:15	28.65	97.0	6.39	1.5	SR11	14/10/2014 22:15	28.45	76.2	**5.03**	1.1
SR11	14/10/2014 4:20	28.24	66.3	**4.39**	1.0	SR11	14/10/2014 10:20	28.27	78.3	**5.18**	2.5	SR11	14/10/2014 16:20	28.66	96.2	6.34	1.7	SR11	14/10/2014 22:20	28.45	77.1	**5.09**	0.9
SR11	14/10/2014 4:25	28.28	65.4	**4.32**	1.2	SR11	14/10/2014 10:25	28.30	81.3	**5.38**	2.5	SR11	14/10/2014 16:25	28.64	95.3	6.28	1.2	SR11	14/10/2014 22:25	28.44	76.5	**5.05**	1.5
SR11	14/10/2014 4:30	28.21	67.0	**4.44**	0.9	SR11	14/10/2014 10:30	28.31	82.0	**5.43**	3.0	SR11	14/10/2014 16:30	28.66	94.8	6.25	2.3	SR11	14/10/2014 22:30	28.45	75.4	**4.98**	0.9
SR11	14/10/2014 4:35	28.29	65.4	**4.32**	1.4	SR11	14/10/2014 10:35	28.32	82.0	**5.42**	2.9	SR11	14/10/2014 16:35	28.65	94.2	6.20	1.5	SR11	14/10/2014 22:35	28.44	74.7	**4.94**	1.1
SR11	14/10/2014 4:40	28.26	65.9	**4.36**	1.4	SR11	14/10/2014 10:40	28.32	82.3	**5.44**	2.5	SR11	14/10/2014 16:40	28.65	93.5	6.17	1.8	SR11	14/10/2014 22:40	28.44	74.1	**4.89**	1.4
SR11	14/10/2014 4:45	28.27	65.5	**4.33**	1.8	SR11	14/10/2014 10:45	28.32	82.5	**5.45**	2.6	SR11	14/10/2014 16:45	28.65	95.3	6.28	1.5	SR11	14/10/2014 22:45	28.44	73.4	**4.85**	1.7
SR11	14/10/2014 4:50	28.29	65.7	**4.34**	1.7	SR11	14/10/2014 10:50	28.33	82.5	**5.46**	2.9	SR11	14/10/2014 16:50	28.62	91.2	6.01	1.6	SR11	14/10/2014 22:50	28.43	74.5	**4.92**	1.0
SR11	14/10/2014 4:55	28.23	65.9	**4.36**	1.2	SR11	14/10/2014 10:55	28.34	82.4	**5.45**	2.5	SR11	14/10/2014 16:55	28.64	90.0	**5.93**	2.0	SR11	14/10/2014 22:55	28.44	72.8	**4.81**	1.2
SR11	14/10/2014 5:00	28.28	65.4	**4.32**	1.5	SR11	14/10/2014 11:00	28.34	83.0	**5.49**	2.5	SR11	14/10/2014 17:00	28.64	90.0	**5.93**	1.6	SR11	14/10/2014 23:00	28.44	75.1	**4.96**	0.7
SR11	14/10/2014 5:05	28.24	66.2	**4.38**	1.1	SR11	14/10/2014 11:05	28.38	83.1	**5.49**	3.4	SR11	14/10/2014 17:05	28.62	88.0	**5.80**	2.0	SR11	14/10/2014 23:05	28.42	75.4	**4.98**	0.7
SR11	14/10/2014 5:10	28.29	66.5	**4.39**	1.6	SR11	14/10/2014 11:10	28.37	83.1	**5.49**	3.0	SR11	14/10/2014 17:10	28.61	84.5	**5.57**	3.1	SR11	14/10/2014 23:10	28.43	76.0	**5.02**	0.7
SR11	14/10/2014 5:15	28.29	67.8	**4.48**	1.7	SR11	14/10/2014 11:15	28.40	83.3	**5.50**	2.8	SR11	14/10/2014 17:15	28.60	77.8	**5.13**	3.0	SR11	14/10/2014 23:15	28.43	74.0	**4.88**	0.8
SR11	14/10/2014 5:20	28.30	66.7	**4.41**	1.7	SR11	14/10/2014 11:20	28.42	83.6	**5.52**	3.3	SR11	14/10/2014 17:20	28.58	77.5	**5.12**	3.5	SR11	14/10/2014 23:20	28.43	74.7	**4.93**	0.7
SR11	14/10/2014 5:25	28.29	66.5	**4.39**	1.8	SR11	14/10/2014 11:25	28.41	83.6	**5.52**	2.6	SR11	14/10/2014 17:25	28.59	78.7	**5.20**	2.8	SR11	14/10/2014 23:25	28.43	74.2	**4.90**	0.8
SR11	14/10/2014 5:30	28.30	64.1	**4.24**	2.2	SR11	14/10/2014 11:30	28.43	83.7	**5.53**	2.7	SR11	14/10/2014 17:30	28.59	79.9	**5.27**	3.1	SR11	14/10/2014 23:30	28.42	72.8	**4.81**	0.8
SR11	14/10/2014 5:35	28.29	67.1	**4.43**	1.6	SR11	14/10/2014 11:35	28.38	80.8	**5.34**	3.6	SR11	14/10/2014 17:35	28.60	82.4	**5.43**	2.9	SR11	14/10/2014 23:35	28.42	73.2	**4.83**	0.7
SR11	14/10/2014 5:40	28.30	66.0	**4.36**	1.9	SR11	14/10/2014 11:40	28.45	84.0	**5.54**	2.5	SR11	14/10/2014 17:40	28.59	82.0	**5.41**	2.8	SR11	14/10/2014 23:40	28.42	71.6	**4.73**	1.0
SR11	14/10/2014 5:45	28.27	66.8	**4.42**	1.7	SR11	14/10/2014 11:45	28.43	83.9	**5.54**	2.9	SR11	14/10/2014 17:45	28.58	81.0	**5.35**	2.7	SR11	14/10/2014 23:45	28.42	71.6	**4.73**	1.2
SR11	14/10/2014 5:50	28.27	67.1	**4.44**	1.5	SR11	14/10/2014 11:50	28.54	88.3	**5.82**	1.8	SR11	14/10/2014 17:50	28.59	82.0	**5.41**	2.3	SR11	14/10/2014 23:50	28.42	71.7	**4.74**	0.9
SR11	14/10/2014 5:55	28.29	66.3	**4.38**	1.9	SR11	14/10/2014 11:55	28.54	89.7	**5.91**	1.9	SR11	14/10/2014 17:55	28.58	81.3	**5.36**	2.2	SR11	14/10/2014 23:55	28.41	74.3	**4.91**	0.8

Station	Timestamp	Temp (°C)	DO (%)	DO (mg/L)	Tur (NTU)	Station	Timestamp	Temp (°C)	DO (%)	DO (mg/L)	Tur (NTU)	Station	Timestamp	Temp (°C)	DO (%)	DO (mg/L)	Tur (NTU)	Station	Timestamp	Temp (°C)	DO (%)	DO (mg/L)	Tur (NTU)
SR12	14/10/2014 0:01	28.46	63.9	4.15	5.1	SR12	14/10/2014 6:01	28.28	70.7	4.61	6.9	SR12	14/10/2014 12:01	28.37	68.6	4.47	6.8	SR12	14/10/2014 18:01	28.43	68.9	4.47	6.6
SR12	14/10/2014 0:06	28.45	65.8	4.28	5.0	SR12	14/10/2014 6:06	28.28	71.2	4.64	6.3	SR12	14/10/2014 12:06	28.37	68.8	4.48	6.6	SR12	14/10/2014 18:06	28.42	69.2	4.50	6.4
SR12	14/10/2014 0:11	28.44	66.3	4.31	5.2	SR12	14/10/2014 6:11	28.27	71.2	4.64	6.2	SR12	14/10/2014 12:11	28.37	68.6	4.47	6.1	SR12	14/10/2014 18:11	28.41	69.5	4.52	5.8
SR12	14/10/2014 0:16	28.44	66.0	4.29	4.6	SR12	14/10/2014 6:16	28.27	70.7	4.61	5.9	SR12	14/10/2014 12:16	28.38	67.8	4.41	7.2	SR12	14/10/2014 18:16	28.41	70.2	4.56	6.5
SR12	14/10/2014 0:21	28.44	65.7	4.27	5.9	SR12	14/10/2014 6:21	28.27	70.4	4.59	5.6	SR12	14/10/2014 12:21	28.38	67.2	4.37	7.3	SR12	14/10/2014 18:21	28.41	70.1	4.56	5.6
SR12	14/10/2014 0:26	28.43	65.8	4.27	5.3	SR12	14/10/2014 6:26	28.27	71.0	4.63	6.0	SR12	14/10/2014 12:26	28.38	67.5	4.39	8.2	SR12	14/10/2014 18:26	28.41	70.6	4.59	5.8
SR12	14/10/2014 0:31	28.42	65.6	4.26	4.7	SR12	14/10/2014 6:31	28.27	70.6	4.60	6.3	SR12	14/10/2014 12:31	28.41	67.8	4.41	6.3	SR12	14/10/2014 18:31	28.42	70.9	4.61	5.6
SR12	14/10/2014 0:36	28.43	65.8	4.28	5.2	SR12	14/10/2014 6:36	28.27	71.2	4.64	6.6	SR12	14/10/2014 12:36	28.39	68.4	4.45	5.9	SR12	14/10/2014 18:36	28.41	69.9	4.54	5.1
SR12	14/10/2014 0:41	28.43	65.1	4.23	4.7	SR12	14/10/2014 6:41	28.26	71.3	4.65	6.9	SR12	14/10/2014 12:41	28.41	67.8	4.41	7.0	SR12	14/10/2014 18:41	28.41	69.5	4.52	5.0
SR12	14/10/2014 0:46	28.45	65.5	4.26	4.9	SR12	14/10/2014 6:46	28.26	71.1	4.63	6.0	SR12	14/10/2014 12:46	28.39	68.3	4.44	7.3	SR12	14/10/2014 18:46	28.42	69.8	4.54	6.0
SR12	14/10/2014 0:51	28.44	66.9	4.34	5.2	SR12	14/10/2014 6:51	28.26	70.9	4.62	6.4	SR12	14/10/2014 12:51	28.40	68.0	4.42	5.7	SR12	14/10/2014 18:51	28.41	69.0	4.48	5.4
SR12	14/10/2014 0:56	28.45	66.1	4.29	7.0	SR12	14/10/2014 6:56	28.26	71.3	4.65	7.2	SR12	14/10/2014 12:56	28.39	68.6	4.46	5.8	SR12	14/10/2014 18:56	28.41	68.9	4.48	6.3
SR12	14/10/2014 1:01	28.42	67.8	4.41	4.9	SR12	14/10/2014 7:01	28.27	71.4	4.65	9.8	SR12	14/10/2014 13:01	28.41	68.8	4.47	6.2	SR12	14/10/2014 19:01	28.42	68.0	4.42	5.8
SR12	14/10/2014 1:06	28.42	67.7	4.40	4.6	SR12	14/10/2014 7:06	28.27	71.3	4.64	7.6	SR12	14/10/2014 13:06	28.40	68.5	4.45	5.2	SR12	14/10/2014 19:06	28.42	69.3	4.50	6.0
SR12	14/10/2014 1:11	28.43	66.3	4.31	5.2	SR12	14/10/2014 7:11	28.26	70.8	4.61	7.4	SR12	14/10/2014 13:11	28.40	68.4	4.45	5.0	SR12	14/10/2014 19:11	28.42	69.1	4.49	6.3
SR12	14/10/2014 1:16	28.44	66.4	4.31	5.0	SR12	14/10/2014 7:16	28.26	71.2	4.64	8.9	SR12	14/10/2014 13:16	28.41	67.7	4.40	4.8	SR12	14/10/2014 19:16	28.42	70.1	4.55	5.5
SR12	14/10/2014 1:21	28.44	65.8	4.28	4.9	SR12	14/10/2014 7:21	28.26	71.5	4.66	8.4	SR12	14/10/2014 13:21	28.40	68.2	4.43	4.8	SR12	14/10/2014 19:21	28.42	70.4	4.57	5.1
SR12	14/10/2014 1:26	28.43	67.3	4.37	4.8	SR12	14/10/2014 7:26	28.26	71.3	4.65	9.5	SR12	14/10/2014 13:26	28.41	67.8	4.41	4.6	SR12	14/10/2014 19:26	28.42	69.5	4.52	4.9
SR12	14/10/2014 1:31	28.42	67.7	4.40	4.9	SR12	14/10/2014 7:31	28.26	71.2	4.64	**11.0**	SR12	14/10/2014 13:31	28.40	67.9	4.41	4.1	SR12	14/10/2014 19:31	28.41	68.9	4.48	5.3
SR12	14/10/2014 1:36	28.44	66.3	4.31	4.7	SR12	14/10/2014 7:36	28.26	70.8	4.61	9.8	SR12	14/10/2014 13:36	28.42	68.2	4.43	4.8	SR12	14/10/2014 19:36	28.40	67.8	4.40	6.4
SR12	14/10/2014 1:41	28.44	65.4	4.25	4.3	SR12	14/10/2014 7:41	28.25	72.2	4.70	8.3	SR12	14/10/2014 13:41	28.42	67.8	4.41	4.3	SR12	14/10/2014 19:41	28.39	68.9	4.48	5.1
SR12	14/10/2014 1:46	28.36	66.0	4.30	3.9	SR12	14/10/2014 7:46	28.26	71.1	4.63	9.0	SR12	14/10/2014 13:46	28.42	68.1	4.43	4.6	SR12	14/10/2014 19:46	28.38	69.0	4.49	4.6
SR12	14/10/2014 1:51	28.33	66.3	4.32	3.4	SR12	14/10/2014 7:51	28.25	72.1	4.70	8.3	SR12	14/10/2014 13:51	28.42	67.9	4.41	4.8	SR12	14/10/2014 19:51	28.38	69.0	4.48	4.2
SR12	14/10/2014 1:56	28.37	65.1	4.23	3.6	SR12	14/10/2014 7:56	28.25	72.2	4.70	8.1	SR12	14/10/2014 13:56	28.43	66.5	4.32	5.3	SR12	14/10/2014 19:56	28.39	69.1	4.49	5.0
SR12	14/10/2014 2:01	28.39	64.3	4.19	3.7	SR12	14/10/2014 8:01	28.25	72.1	4.70	8.2	SR12	14/10/2014 14:01	28.43	67.8	4.40	4.7	SR12	14/10/2014 20:01	28.39	68.6	4.46	5.9
SR12	14/10/2014 2:06	28.33	65.3	4.25	3.1	SR12	14/10/2014 8:06	28.26	72.2	4.70	8.4	SR12	14/10/2014 14:06	28.43	67.5	4.39	6.0	SR12	14/10/2014 20:06	28.39	67.7	4.40	5.2
SR12	14/10/2014 2:11	28.32	65.6	4.27	3.3	SR12	14/10/2014 8:11	28.26	72.6	4.73	7.1	SR12	14/10/2014 14:11	28.44	67.9	4.41	4.4	SR12	14/10/2014 20:11	28.39	68.4	4.45	5.4
SR12	14/10/2014 2:16	28.33	65.3	4.26	3.2	SR12	14/10/2014 8:16	28.25	72.9	4.75	6.7	SR12	14/10/2014 14:16	28.44	67.6	4.39	4.1	SR12	14/10/2014 20:16	28.39	68.5	4.45	5.7
SR12	14/10/2014 2:21	28.34	64.5	4.20	3.2	SR12	14/10/2014 8:21	28.23	73.9	4.82	5.2	SR12	14/10/2014 14:21	28.44	67.3	4.37	4.5	SR12	14/10/2014 20:21	28.38	69.0	4.49	5.0
SR12	14/10/2014 2:26	28.34	64.7	4.21	3.3	SR12	14/10/2014 8:26	28.22	74.0	4.83	4.9	SR12	14/10/2014 14:26	28.44	66.9	4.35	5.2	SR12	14/10/2014 20:26	28.38	68.4	4.44	4.6
SR12	14/10/2014 2:31	28.34	63.8	4.16	3.0	SR12	14/10/2014 8:31	28.23	73.4	4.78	4.7	SR12	14/10/2014 14:31	28.44	67.5	4.39	4.0	SR12	14/10/2014 20:31	28.39	68.5	4.46	4.4
SR12	14/10/2014 2:36	28.32	66.3	4.32	3.6	SR12	14/10/2014 8:36	28.22	74.0	4.82	5.3	SR12	14/10/2014 14:36	28.42	68.4	4.44	3.7	SR12	14/10/2014 20:36	28.38	69.1	4.49	4.7
SR12	14/10/2014 2:41	28.32	66.8	4.36	3.4	SR12	14/10/2014 8:41	28.24	73.1	4.76	5.5	SR12	14/10/2014 14:41	28.41	68.4	4.45	3.8	SR12	14/10/2014 20:41	28.38	69.3	4.50	5.0
SR12	14/10/2014 2:46	28.31	67.1	4.37	4.6	SR12	14/10/2014 8:46	28.23	72.9	4.75	5.7	SR12	14/10/2014 14:46	28.43	67.1	4.36	4.1	SR12	14/10/2014 20:46	28.38	68.7	4.47	6.2
SR12	14/10/2014 2:51	28.32	65.9	4.30	3.7	SR12	14/10/2014 8:51	28.25	73.1	4.76	5.6	SR12	14/10/2014 14:51	28.42	65.6	4.26	4.3	SR12	14/10/2014 20:51	28.38	68.1	4.42	5.1
SR12	14/10/2014 2:56	28.32	66.7	4.35	4.0	SR12	14/10/2014 8:56	28.25	72.4	4.72	6.1	SR12	14/10/2014 14:56	28.42	65.7	4.27	4.1	SR12	14/10/2014 20:56	28.38	68.0	4.42	4.9
SR12	14/10/2014 3:01	28.33	67.0	4.36	3.9	SR12	14/10/2014 9:01	28.23	73.0	4.76	6.0	SR12	14/10/2014 15:01	28.42	64.8	4.21	5.2	SR12	14/10/2014 21:01	28.38	68.1	4.42	7.6
SR12	14/10/2014 3:06	28.33	66.2	4.31	3.6	SR12	14/10/2014 9:06	28.26	72.4	4.72	5.6	SR12	14/10/2014 15:06	28.42	64.4	4.18	6.3	SR12	14/10/2014 21:06	28.37	68.0	4.42	4.5
SR12	14/10/2014 3:11	28.34	66.0	4.30	3.8	SR12	14/10/2014 9:11	28.25	72.7	4.74	5.5	SR12	14/10/2014 15:11	28.39	64.8	4.21	4.4	SR12	14/10/2014 21:11	28.37	67.4	4.38	5.2
SR12	14/10/2014 3:16	28.35	65.9	4.30	3.7	SR12	14/10/2014 9:16	28.25	72.7	4.74	9.1	SR12	14/10/2014 15:16	28.41	65.4	4.25	5.3	SR12	14/10/2014 21:16	28.37	67.1	4.36	6.1
SR12	14/10/2014 3:21	28.35	65.8	4.29	3.8	SR12	14/10/2014 9:21	28.25	72.6	4.73	5.7	SR12	14/10/2014 15:21	28.41	64.6	4.20	5.8	SR12	14/10/2014 21:21	28.37	67.4	4.38	5.0
SR12	14/10/2014 3:26	28.35	65.9	4.29	4.6	SR12	14/10/2014 9:26	28.27	72.3	4.71	6.8	SR12	14/10/2014 15:26	28.40	64.6	4.20	5.4	SR12	14/10/2014 21:26	28.36	67.7	4.40	4.8
SR12	14/10/2014 3:31	28.35	65.8	4.29	3.8	SR12	14/10/2014 9:31	28.28	72.0	4.69	7.2	SR12	14/10/2014 15:31	28.40	65.0	4.22	7.0	SR12	14/10/2014 21:31	28.36	67.8	4.40	5.5
SR12	14/10/2014 3:36	28.35	65.8	4.28	4.2	SR12	14/10/2014 9:36	28.28	72.1	4.70	5.9	SR12	14/10/2014 15:36	28.40	65.2	4.23	6.6	SR12	14/10/2014 21:36	28.36	68.4	4.44	6.3
SR12	14/10/2014 3:41	28.36	66.7	4.35	4.4	SR12	14/10/2014 9:41	28.30	71.4	4.65	6.1	SR12	14/10/2014 15:41	28.40	65.6	4.26	7.0	SR12	14/10/2014 21:41	28.35	68.3	4.44	5.9
SR12	14/10/2014 3:46	28.33	67.7	4.41	4.5	SR12	14/10/2014 9:46	28.31	71.2	4.64	6.0	SR12	14/10/2014 15:46	28.40	65.3	4.24	6.9	SR12	14/10/2014 21:46	28.35	68.7	4.47	6.2
SR12	14/10/2014 3:51	28.34	67.3	4.39	5.3	SR12	14/10/2014 9:51	28.31	70.5	4.59	5.6	SR12	14/10/2014 15:51	28.41	67.1	4.36	6.5	SR12	14/10/2014 21:51	28.36	67.8	4.41	6.0
SR12	14/10/2014 3:56	28.33	66.9	4.36	4.8	SR12	14/10/2014 9:56	28.30	70.4	4.59	7.8	SR12	14/10/2014 15:56	28.42	69.0	4.48	5.8	SR12	14/10/2014 21:56	28.36	68.0	4.42	6.0
SR12	14/10/2014 4:01	28.33	67.5	4.40	4.5	SR12	14/10/2014 10:01	28.30	71.2	4.63	6.2	SR12	14/10/2014 16:01	28.42	69.4	4.51	5.3	SR12	14/10/2014 22:01	28.37	67.0	4.35	5.8
SR12	14/10/2014 4:06	28.34	67.0	4.37	4.3	SR12	14/10/2014 10:06	28.29	71.2	4.64	6.5	SR12	14/10/2014 16:06	28.42	69.1	4.49	5.4	SR12	14/10/2014 22:06	28.37	66.5	4.32	6.1
SR12	14/10/2014 4:11	28.34	66.7	4.34	5.1	SR12	14/10/2014 10:11	28.29	72.1	4.70	5.7	SR12	14/10/2014 16:11	28.42	68.5	4.45	5.4	SR12	14/10/2014 22:11	28.36	66.8	4.34	8.4
SR12	14/10/2014 4:16	28.35	66.8	4.35	4.2	SR12	14/10/2014 10:16	28.29	71.7	4.67	5.9	SR12	14/10/2014 16:16	28.41	69.3	4.50	6.3	SR12	14/10/2014 22:16	28.35	67.7	4.40	5.5
SR12	14/10/2014 4:21	28.35	66.5	4.33	4.9	SR12	14/10/2014 10:21	28.28	71.1	4.63	5.0	SR12	14/10/2014 16:21	28.42	67.3	4.37	6.6	SR12	14/10/2014 22:21	28.35	67.7	4.40	5.5
SR12	14/10/2014 4:26	28.34	66.4	4.33	5.0	SR12	14/10/2014 10:26	28.29	71.1	4.63	5.1	SR12	14/10/2014 16:26	28.42	67.3	4.37	5.6	SR12	14/10/2014 22:26	28.34	68.0	4.42	5.3
SR12	14/10/2014 4:31	28.34	67.5	4.40	4.1	SR12	14/10/2014 10:31	28.29	70.9	4.62	5.7	SR12	14/10/2014 16:31	28.41	69.8	4.54	4.4	SR12	14/10/2014 22:31	28.35	67.9	4.41	5.1
SR12	14/10/2014 4:36	28.34	66.5	4.33	4.4	SR12	14/10/2014 10:36	28.30	71.1	4.63	5.6	SR12	14/10/2014 16:36	28.43	69.7	4.53	4.6	SR12	14/10/2014 22:36	28.36	67.1	4.36	4.4
SR12	14/10/2014 4:41	28.34	67.5	4.40	4.4	SR12	14/10/2014 10:41	28.31	70.9	4.62	5.3	SR12	14/10/2014 16:41	28.44	69.0	4.48	5.0	SR12	14/10/2014 22:41	28.35	67.2	4.37	5.0
SR12	14/10/2014 4:46	28.34	68.2	4.44	5.3	SR12	14/10/2014 10:46	28.32	71.0	4.62	4.6	SR12	14/10/2014 16:46	28.45	68.4	4.45	5.8	SR12	14/10/2014 22:46	28.36	66.6	4.32	8.7
SR12	14/10/2014 4:51	28.33	68.3	4.45	4.7	SR12	14/10/2014 10:51	28.32	70.9	4.61	5.4	SR12	14/10/2014 16:51	28.45	69.0	4.48	6.6	SR12	14/10/2014 22:51	28.36	66.9	4.35	7.0
SR12	14/10/2014 4:56	28.33	67.2	4.38	4.5	SR12	14/10/2014 10:56	28.33	70.2	4.57	5.2	SR12	14/10/2014 16:56	28.46	68.6	4.46	6.2	SR12	14/10/2014 22:56	28.36	67.5	4.39	5.3
SR12	14/10/2014 5:01	28.32	69.3	4.52	5.8	SR12	14/10/2014 11:01	28.34	70.3	4.58	4.9	SR12	14/10/2014 17:01	28.46	68.9	4.48	6.5	SR12	14/10/2014 23:01	28.36	66.9	4.34	4.8
SR12	14/10/2014 5:06	28.31	69.5	4.53	6.2	SR12	14/10/2014 11:06	28.34	69.7	4.54	5.2	SR12	14/10/2014 17:06	28.46	68.7	4.46	6.9	SR12	14/10/2014 23:06	28.35	67.5	4.38	4.9
SR12	14/10/2014 5:11	28.31	70.1	4.57	6.2	SR12	14/10/2014 11:11	28.36	70.1	4.56	5.6	SR12	14/10/2014 17:11	28.46	68.5	4.45	6.5	SR12	14/10/2014 23:11	28.35	66.9	4.35	6.4
SR12	14/10/2014 5:16	28.32	69.9	4.55	6.0	SR12	14/10/2014 11:16	28.35	70.2	4.57	5.8	SR12	14/10/2014 17:16	28.45	68.3	4.43	7.3	SR12	14/10/2014 23:16	28.34	67.5	4.39	4.9
SR12	14/10/2014 5:21	28.32	69.5	4.53	5.7	SR12	14/10/2014 11:21	28.35	69.6	4.53	4.9	SR12	14/10/2014 17:21	28.45	69.0	4.48	6.6	SR12	14/10/2014 23:21	28.35	67.0	4.35	4.7
SR12	14/10/2014 5:26	28.32	69.6	4.54	5.7	SR12	14/10/2014 11:26	28.36	69.0	4.49	5.4	SR12	14/10/2014 17:26	28.45	68.7	4.46	6.4	SR12	14/10/2014 23:26	28.36	67.1	4.36	4.5
SR12	14/10/2014 5:31	28.30	70.1	4.57	5.7	SR12	14/10/2014 11:31	28.36	69.3	4.51	5.6	SR12	14/10/2014 17:31	28.45	68.5	4.45	6.8	SR12	14/10/2014 23:31	28.35	66.7	4.33	4.6
SR12	14/10/2014 5:36	28.30	69.8	4.55	5.9	SR12	14/10/2014 11:36	28.37	68.8	4.48	5.4	SR12	14/10/2014 17:36	28.45	68.6	4.46	6.6	SR12	14/10/2014 23:36	28.35	67.3	4.37	4.3
SR12	14/10/2014 5:41	28.30	69.5	4.53	6.5	SR12	14/10/2014 11:41	28.37	69.4	4.52	6.2	SR12	14/10/2014 17:41	28.45	67.6	4.39	6.1	SR12	14/10/2014 23:41	28.35	66.2	4.30	3.9
SR12	14/10/2014 5:46	28.30	69.1	4.51	5.7	SR12	14/10/2014 11:46	28.36	69.0	4.49	7.0	SR12	14/10/2014 17:46	28.44	68.0	4.42	6.9	SR12	14/10/2014 23:46	28.36	65.6	4.26	4.5
SR12	14/10/2014 5:51	28.29	69.6	4.54	6.8	SR12	14/10/2014 11:51	28.37	68.7	4.47	5.8	SR12	14/10/2014 17:51	28.44	68.3	4.44	6.4	SR12	14/10/2014 23:51	28.32	66.1	4.30	3.7
SR12	14/10/2014 5:56	28.28	71.2	4.64	6.9	SR12	14/10/2014 11:56	28.37	68.8	4.47	6.5	SR12	14/10/2014 17:56	28.43	68.6	4.46	6.1	SR12	14/10/2014 23:56	28.32	66.8	4.34	3.5

Station	Timestamp	Temp (°C)	DO (%)	DO (mg/L)	Tur (NTU)	Station	Timestamp	Temp (°C)	DO (%)	DO (mg/L)	Tur (NTU)	Station	Timestamp	Temp (°C)	DO (%)	DO (mg/L)	Tur (NTU)	Station	Timestamp	Temp (°C)	DO (%)	DO (mg/L)	Tur (NTU)
SR13	14/10/2014 0:00	28.42	67.1	**4.39**	3.7	SR13	14/10/2014 6:00	28.38	64.9	**4.24**	2.0	SR13	14/10/2014 12:00	28.24	66.7	**4.38**	4.0	SR13	14/10/2014 18:00	28.38	70.4	**4.61**	5.1
SR13	14/10/2014 0:05	28.42	67.0	**4.38**	3.4	SR13	14/10/2014 6:05	28.38	64.7	**4.24**	2.1	SR13	14/10/2014 12:05	28.28	66.4	**4.36**	3.8	SR13	14/10/2014 18:05	28.37	70.1	**4.59**	5.6
SR13	14/10/2014 0:10	28.43	66.8	**4.37**	4.0	SR13	14/10/2014 6:10	28.38	65.1	**4.26**	2.4	SR13	14/10/2014 12:10	28.29	66.9	**4.39**	5.1	SR13	14/10/2014 18:10	28.37	69.7	**4.57**	3.5
SR13	14/10/2014 0:15	28.43	67.3	**4.40**	3.8	SR13	14/10/2014 6:15	28.37	65.3	**4.27**	2.1	SR13	14/10/2014 12:15	28.30	66.8	**4.38**	5.3	SR13	14/10/2014 18:15	28.37	69.2	**4.53**	3.1
SR13	14/10/2014 0:20	28.43	66.9	**4.38**	3.5	SR13	14/10/2014 6:20	28.37	64.8	**4.24**	2.6	SR13	14/10/2014 12:20	28.24	65.8	**4.32**	3.4	SR13	14/10/2014 18:20	28.37	68.8	**4.51**	3.3
SR13	14/10/2014 0:25	28.44	67.6	**4.42**	4.0	SR13	14/10/2014 6:25	28.38	65.6	**4.30**	2.6	SR13	14/10/2014 12:25	28.22	65.7	**4.31**	3.8	SR13	14/10/2014 18:25	28.37	70.0	**4.58**	4.2
SR13	14/10/2014 0:30	28.42	67.9	**4.44**	4.4	SR13	14/10/2014 6:30	28.38	65.0	**4.26**	2.5	SR13	14/10/2014 12:30	28.26	66.3	**4.35**	4.2	SR13	14/10/2014 18:30	28.36	68.9	**4.51**	3.5
SR13	14/10/2014 0:35	28.42	67.1	**4.39**	2.8	SR13	14/10/2014 6:35	28.37	65.4	**4.28**	2.3	SR13	14/10/2014 12:35	28.26	66.4	**4.36**	4.2	SR13	14/10/2014 18:35	28.37	70.0	**4.59**	5.0
SR13	14/10/2014 0:40	28.42	67.0	**4.38**	3.3	SR13	14/10/2014 6:40	28.37	63.9	**4.18**	2.1	SR13	14/10/2014 12:40	28.28	66.7	**4.38**	5.3	SR13	14/10/2014 18:40	28.37	69.9	**4.58**	6.3
SR13	14/10/2014 0:45	28.42	66.4	**4.35**	3.0	SR13	14/10/2014 6:45	28.37	64.9	**4.25**	2.8	SR13	14/10/2014 12:45	28.28	66.4	**4.36**	4.3	SR13	14/10/2014 18:45	28.36	70.1	**4.59**	6.5
SR13	14/10/2014 0:50	28.43	66.5	**4.35**	2.3	SR13	14/10/2014 6:50	28.37	63.4	**4.15**	2.6	SR13	14/10/2014 12:50	28.28	66.3	**4.35**	4.5	SR13	14/10/2014 18:50	28.35	69.6	**4.56**	4.6
SR13	14/10/2014 0:55	28.43	66.7	**4.36**	2.4	SR13	14/10/2014 6:55	28.37	64.9	**4.25**	3.3	SR13	14/10/2014 12:55	28.35	68.9	**4.51**	5.2	SR13	14/10/2014 18:55	28.36	68.8	**4.51**	4.6
SR13	14/10/2014 1:00	28.43	67.4	**4.41**	3.6	SR13	14/10/2014 7:00	28.27	62.6	**4.11**	2.2	SR13	14/10/2014 13:00	28.36	69.2	**4.53**	6.1	SR13	14/10/2014 19:00	28.36	69.6	**4.56**	4.8
SR13	14/10/2014 1:05	28.43	66.4	**4.34**	2.3	SR13	14/10/2014 7:05	28.21	65.5	**4.31**	1.7	SR13	14/10/2014 13:05	28.35	69.0	**4.52**	5.1	SR13	14/10/2014 19:05	28.36	69.5	**4.55**	5.5
SR13	14/10/2014 1:10	28.43	66.6	**4.35**	3.2	SR13	14/10/2014 7:10	28.20	66.1	**4.35**	1.9	SR13	14/10/2014 13:10	28.37	69.1	**4.52**	4.8	SR13	14/10/2014 19:10	28.36	69.0	**4.52**	4.1
SR13	14/10/2014 1:15	28.44	67.0	**4.38**	2.3	SR13	14/10/2014 7:15	28.22	67.1	**4.41**	2.2	SR13	14/10/2014 13:15	28.36	68.8	**4.51**	4.8	SR13	14/10/2014 19:15	28.36	68.9	**4.51**	4.7
SR13	14/10/2014 1:20	28.43	65.8	**4.30**	2.1	SR13	14/10/2014 7:20	28.25	67.2	**4.41**	1.6	SR13	14/10/2014 13:20	28.36	68.7	**4.50**	4.7	SR13	14/10/2014 19:20	28.36	68.9	**4.51**	4.8
SR13	14/10/2014 1:25	28.43	65.4	**4.27**	2.0	SR13	14/10/2014 7:25	28.26	67.2	**4.41**	2.1	SR13	14/10/2014 13:25	28.37	68.7	**4.50**	4.0	SR13	14/10/2014 19:25	28.36	69.3	**4.54**	5.7
SR13	14/10/2014 1:30	28.43	66.2	**4.33**	2.4	SR13	14/10/2014 7:30	28.25	67.1	**4.40**	2.3	SR13	14/10/2014 13:30	28.31	68.4	**4.48**	3.1	SR13	14/10/2014 19:30	28.35	69.5	**4.55**	5.5
SR13	14/10/2014 1:35	28.42	66.2	**4.33**	2.0	SR13	14/10/2014 7:35	28.26	67.3	**4.42**	2.6	SR13	14/10/2014 13:35	28.38	69.3	**4.54**	4.6	SR13	14/10/2014 19:35	28.35	69.2	**4.53**	4.4
SR13	14/10/2014 1:40	28.42	65.5	**4.28**	1.4	SR13	14/10/2014 7:40	28.26	67.3	**4.42**	2.1	SR13	14/10/2014 13:40	28.36	68.9	**4.51**	4.8	SR13	14/10/2014 19:40	28.35	69.1	**4.52**	4.3
SR13	14/10/2014 1:45	28.43	66.3	**4.34**	2.7	SR13	14/10/2014 7:45	28.26	66.9	**4.39**	2.1	SR13	14/10/2014 13:45	28.35	68.2	**4.47**	3.2	SR13	14/10/2014 19:45	28.35	69.2	**4.53**	4.5
SR13	14/10/2014 1:50	28.43	65.3	**4.27**	1.3	SR13	14/10/2014 7:50	28.26	66.5	**4.37**	2.8	SR13	14/10/2014 13:50	28.35	68.6	**4.49**	4.5	SR13	14/10/2014 19:50	28.35	69.1	**4.53**	4.4
SR13	14/10/2014 1:55	28.43	65.7	**4.29**	1.7	SR13	14/10/2014 7:55	28.26	66.2	**4.35**	2.6	SR13	14/10/2014 13:55	28.35	67.9	**4.45**	3.2	SR13	14/10/2014 19:55	28.35	69.4	**4.55**	4.4
SR13	14/10/2014 2:00	28.43	65.5	**4.28**	2.0	SR13	14/10/2014 8:00	28.26	66.0	**4.33**	2.0	SR13	14/10/2014 14:00	28.35	67.7	**4.43**	5.6	SR13	14/10/2014 20:00	28.35	69.2	**4.53**	4.1
SR13	14/10/2014 2:05	28.43	65.8	**4.31**	2.4	SR13	14/10/2014 8:05	28.26	66.4	**4.36**	2.5	SR13	14/10/2014 14:05	28.35	67.8	**4.44**	4.2	SR13	14/10/2014 20:05	28.35	68.5	**4.49**	4.2
SR13	14/10/2014 2:10	28.43	67.3	**4.40**	3.7	SR13	14/10/2014 8:10	28.26	66.4	**4.36**	1.9	SR13	14/10/2014 14:10	28.35	69.0	**4.52**	7.1	SR13	14/10/2014 20:10	28.35	68.1	**4.46**	4.3
SR13	14/10/2014 2:15	28.43	67.3	**4.40**	3.1	SR13	14/10/2014 8:15	28.26	65.4	**4.29**	2.0	SR13	14/10/2014 14:15	28.36	68.9	**4.51**	7.4	SR13	14/10/2014 20:15	28.33	67.9	**4.45**	3.3
SR13	14/10/2014 2:20	28.43	66.4	**4.34**	2.3	SR13	14/10/2014 8:20	28.24	63.9	**4.20**	1.3	SR13	14/10/2014 14:20	28.36	69.0	**4.52**	8.3	SR13	14/10/2014 20:20	28.32	67.8	**4.45**	3.1
SR13	14/10/2014 2:25	28.43	66.1	**4.33**	2.5	SR13	14/10/2014 8:25	28.26	65.5	**4.30**	1.9	SR13	14/10/2014 14:25	28.36	69.6	**4.55**	8.4	SR13	14/10/2014 20:25	28.31	67.6	**4.43**	2.7
SR13	14/10/2014 2:30	28.43	66.4	**4.34**	2.2	SR13	14/10/2014 8:30	28.25	66.4	**4.36**	2.4	SR13	14/10/2014 14:30	28.36	68.9	**4.51**	7.2	SR13	14/10/2014 20:30	28.32	67.8	**4.44**	3.2
SR13	14/10/2014 2:35	28.43	67.2	**4.39**	3.8	SR13	14/10/2014 8:35	28.24	66.7	**4.38**	2.0	SR13	14/10/2014 14:35	28.35	69.1	**4.52**	6.4	SR13	14/10/2014 20:35	28.32	67.5	**4.42**	2.7
SR13	14/10/2014 2:40	28.43	66.4	**4.34**	2.3	SR13	14/10/2014 8:40	28.21	68.5	**4.50**	1.9	SR13	14/10/2014 14:40	28.36	69.1	**4.52**	6.3	SR13	14/10/2014 20:40	28.33	66.9	**4.38**	2.1
SR13	14/10/2014 2:45	28.43	66.7	**4.36**	2.5	SR13	14/10/2014 8:45	28.21	68.6	**4.51**	1.3	SR13	14/10/2014 14:45	28.36	68.6	**4.49**	5.6	SR13	14/10/2014 20:45	28.33	66.8	**4.38**	2.2
SR13	14/10/2014 2:50	28.44	66.0	**4.31**	2.2	SR13	14/10/2014 8:50	28.21	68.5	**4.50**	1.4	SR13	14/10/2014 14:50	28.36	69.0	**4.51**	7.0	SR13	14/10/2014 20:50	28.33	67.1	**4.40**	2.4
SR13	14/10/2014 2:55	28.43	65.5	**4.29**	1.9	SR13	14/10/2014 8:55	28.22	68.8	**4.53**	1.9	SR13	14/10/2014 14:55	28.36	68.9	**4.51**	5.6	SR13	14/10/2014 20:55	28.32	66.4	**4.35**	1.7
SR13	14/10/2014 3:00	28.43	65.4	**4.28**	2.0	SR13	14/10/2014 9:00	28.23	69.1	**4.54**	1.6	SR13	14/10/2014 15:00	28.36	68.9	**4.51**	6.1	SR13	14/10/2014 21:00	28.32	68.7	**4.50**	3.0
SR13	14/10/2014 3:05	28.42	64.4	**4.22**	1.4	SR13	14/10/2014 9:05	28.24	69.4	**4.56**	1.7	SR13	14/10/2014 15:05	28.36	68.8	**4.50**	5.1	SR13	14/10/2014 21:05	28.32	68.2	**4.47**	2.8
SR13	14/10/2014 3:10	28.41	64.0	**4.19**	1.2	SR13	14/10/2014 9:10	28.25	69.5	**4.57**	1.8	SR13	14/10/2014 15:10	28.36	68.8	**4.50**	4.9	SR13	14/10/2014 21:10	28.32	67.5	**4.43**	2.8
SR13	14/10/2014 3:15	28.43	65.1	**4.26**	1.9	SR13	14/10/2014 9:15	28.25	69.3	**4.55**	2.1	SR13	14/10/2014 15:15	28.35	68.0	**4.45**	6.0	SR13	14/10/2014 21:15	28.32	67.6	**4.43**	2.5
SR13	14/10/2014 3:20	28.43	63.3	**4.14**	0.7	SR13	14/10/2014 9:20	28.24	69.1	**4.54**	1.5	SR13	14/10/2014 15:20	28.34	67.3	**4.41**	5.3	SR13	14/10/2014 21:20	28.32	68.0	**4.46**	2.9
SR13	14/10/2014 3:25	28.43	63.9	**4.18**	1.1	SR13	14/10/2014 9:25	28.23	68.5	**4.50**	1.2	SR13	14/10/2014 15:25	28.34	67.7	**4.43**	5.1	SR13	14/10/2014 21:25	28.33	68.3	**4.47**	3.5
SR13	14/10/2014 3:30	28.44	65.1	**4.25**	1.5	SR13	14/10/2014 9:30	28.24	68.9	**4.53**	2.1	SR13	14/10/2014 15:30	28.34	67.7	**4.44**	5.5	SR13	14/10/2014 21:30	28.33	67.6	**4.43**	2.5
SR13	14/10/2014 3:35	28.44	65.1	**4.25**	2.3	SR13	14/10/2014 9:35	28.24	68.3	**4.49**	1.8	SR13	14/10/2014 15:35	28.34	68.1	**4.46**	4.6	SR13	14/10/2014 21:35	28.33	67.5	**4.42**	2.4
SR13	14/10/2014 3:40	28.44	65.6	**4.29**	1.9	SR13	14/10/2014 9:40	28.24	68.3	**4.49**	1.4	SR13	14/10/2014 15:40	28.34	69.1	**4.53**	4.7	SR13	14/10/2014 21:40	28.33	67.6	**4.43**	2.9
SR13	14/10/2014 3:45	28.44	65.7	**4.30**	2.3	SR13	14/10/2014 9:45	28.24	68.3	**4.49**	2.4	SR13	14/10/2014 15:45	28.35	69.6	**4.56**	4.3	SR13	14/10/2014 21:45	28.33	67.5	**4.42**	2.9
SR13	14/10/2014 3:50	28.43	64.3	**4.21**	1.2	SR13	14/10/2014 9:50	28.24	67.9	**4.46**	1.4	SR13	14/10/2014 15:50	28.33	70.1	**4.59**	4.0	SR13	14/10/2014 21:50	28.33	68.3	**4.47**	3.3
SR13	14/10/2014 3:55	28.43	65.0	**4.25**	1.2	SR13	14/10/2014 9:55	28.24	67.2	**4.41**	1.5	SR13	14/10/2014 15:55	28.33	70.4	**4.61**	4.1	SR13	14/10/2014 21:55	28.33	67.9	**4.45**	3.0
SR13	14/10/2014 4:00	28.43	65.2	**4.26**	1.3	SR13	14/10/2014 10:00	28.23	66.6	**4.38**	3.9	SR13	14/10/2014 16:00	28.33	70.3	**4.61**	2.9	SR13	14/10/2014 22:00	28.33	67.3	**4.41**	2.6
SR13	14/10/2014 4:05	28.43	65.1	**4.26**	2.5	SR13	14/10/2014 10:05	28.24	67.5	**4.43**	3.6	SR13	14/10/2014 16:05	28.32	70.4	**4.61**	3.0	SR13	14/10/2014 22:05	28.33	66.5	**4.36**	2.0
SR13	14/10/2014 4:10	28.43	64.6	**4.23**	4.1	SR13	14/10/2014 10:10	28.26	67.6	**4.44**	4.5	SR13	14/10/2014 16:10	28.30	69.9	**4.58**	1.7	SR13	14/10/2014 22:10	28.33	66.7	**4.37**	2.4
SR13	14/10/2014 4:15	28.43	65.4	**4.28**	1.9	SR13	14/10/2014 10:15	28.25	67.0	**4.40**	3.7	SR13	14/10/2014 16:15	28.33	72.0	**4.72**	1.8	SR13	14/10/2014 22:15	28.33	67.9	**4.45**	2.9
SR13	14/10/2014 4:20	28.42	63.7	**4.17**	1.3	SR13	14/10/2014 10:20	28.26	67.0	**4.40**	4.1	SR13	14/10/2014 16:20	28.38	72.9	**4.78**	2.2	SR13	14/10/2014 22:20	28.33	68.2	**4.47**	3.3
SR13	14/10/2014 4:25	28.43	65.2	**4.26**	1.6	SR13	14/10/2014 10:25	28.26	66.8	**4.39**	4.5	SR13	14/10/2014 16:25	28.39	73.4	**4.81**	1.6	SR13	14/10/2014 22:25	28.33	67.9	**4.45**	2.9
SR13	14/10/2014 4:30	28.43	64.3	**4.20**	1.8	SR13	14/10/2014 10:30	28.26	67.0	**4.40**	6.0	SR13	14/10/2014 16:30	28.39	72.9	**4.77**	2.0	SR13	14/10/2014 22:30	28.33	68.0	**4.45**	2.8
SR13	14/10/2014 4:35	28.42	62.5	**4.09**	1.3	SR13	14/10/2014 10:35	28.27	67.2	**4.41**	9.7	SR13	14/10/2014 16:35	28.38	72.6	**4.75**	1.3	SR13	14/10/2014 22:35	28.33	68.8	**4.50**	3.2
SR13	14/10/2014 4:40	28.39	60.4	**3.95**	1.0	SR13	14/10/2014 10:40	28.28	66.9	**4.39**	8.0	SR13	14/10/2014 16:40	28.38	72.3	**4.73**	1.7	SR13	14/10/2014 22:40	28.33	67.8	**4.44**	3.1
SR13	14/10/2014 4:45	28.39	64.1	**4.20**	1.5	SR13	14/10/2014 10:45	28.28	67.2	**4.41**	9.2	SR13	14/10/2014 16:45	28.39	72.0	**4.71**	1.5	SR13	14/10/2014 22:45	28.33	67.6	**4.43**	2.3
SR13	14/10/2014 4:50	28.38	63.3	**4.14**	0.9	SR13	14/10/2014 10:50	28.28	67.0	**4.40**	7.3	SR13	14/10/2014 16:50	28.39	71.8	**4.70**	1.4	SR13	14/10/2014 22:50	28.33	67.8	**4.44**	2.5
SR13	14/10/2014 4:55	28.38	64.7	**4.23**	1.3	SR13	14/10/2014 10:55	28.28	67.1	**4.40**	8.5	SR13	14/10/2014 16:55	28.38	71.1	**4.65**	1.1	SR13	14/10/2014 22:55	28.31	68.4	**4.48**	2.8
SR13	14/10/2014 5:00	28.39	64.4	**4.21**	1.2	SR13	14/10/2014 11:00	28.28	67.0	**4.40**	7.7	SR13	14/10/2014 17:00	28.38	71.6	**4.69**	1.4	SR13	14/10/2014 23:00	28.31	68.0	**4.46**	3.8
SR13	14/10/2014 5:05	28.40	66.0	**4.32**	4.7	SR13	14/10/2014 11:05	28.28	67.0	**4.40**	7.4	SR13	14/10/2014 17:05	28.39	71.3	**4.67**	1.1	SR13	14/10/2014 23:05	28.32	68.0	**4.46**	3.0
SR13	14/10/2014 5:10	28.39	64.8	**4.24**	1.6	SR13	14/10/2014 11:10	28.28	66.8	**4.38**	7.0	SR13	14/10/2014 17:10	28.39	72.1	**4.72**	2.7	SR13	14/10/2014 23:10	28.32	67.9	**4.45**	2.9
SR13	14/10/2014 5:15	28.39	62.7	**4.11**	1.2	SR13	14/10/2014 11:15	28.28	66.8	**4.39**	6.5	SR13	14/10/2014 17:15	28.39	71.1	**4.66**	1.2	SR13	14/10/2014 23:15	28.32	67.8	**4.44**	3.4
SR13	14/10/2014 5:20	28.38	66.3	**4.34**	3.3	SR13	14/10/2014 11:20	28.25	65.6	**4.31**	5.6	SR13	14/10/2014 17:20	28.39	71.4	**4.68**	1.7	SR13	14/10/2014 23:20	28.31	67.8	**4.44**	3.0
SR13	14/10/2014 5:25	28.37	65.5	**4.29**	2.3	SR13	14/10/2014 11:25	28.22	65.3	**4.29**	5.5	SR13	14/10/2014 17:25	28.39	71.0	**4.65**	1.3	SR13	14/10/2014 23:25	28.31	67.9	**4.45**	3.0
SR13	14/10/2014 5:30	28.37	64.7	**4.23**	2.2	SR13	14/10/2014 11:30	28.25	66.3	**4.36**	5.1	SR13	14/10/2014 17:30	28.39	70.8	**4.64**	1.8	SR13	14/10/2014 23:30	28.31	68.2	**4.47**	4.2
SR13	14/10/2014 5:35	28.38	66.4	**4.34**	2.8	SR13	14/10/2014 11:35	28.27	67.4	**4.42**	5.8	SR13	14/10/2014 17:35	28.39	70.5	**4.62**	1.6	SR13	14/10/2014 23:35	28.31	67.7	**4.44**	5.8
SR13	14/10/2014 5:40	28.38	66.4	**4.35**	2.6	SR13	14/10/2014 11:40	28.26	67.2	**4.41**	5.4	SR13	14/10/2014 17:40	28.39	70.5	**4.62**	1.6	SR13	14/10/2014 23:40	28.31	67.7	**4.43**	3.1
SR13	14/10/2014 5:45	28.38	66.1	**4.33**	2.3	SR13	14/10/2014 11:45	28.28	67.4	**4.43**	5.4	SR13	14/10/2014 17:45	28.39	70.2	**4.60**	1.4	SR13	14/10/2014 23:45	28.31	67.5	**4.42**	2.7
SR13	14/10/2014 5:50	28.38	65.5	**4.29**	2.2	SR13	14/10/2014 11:50	28.24	66.5	**4.37**	4.9	SR13	14/10/2014 17:50	28.38	70.9	**4.64**	1.6	SR13	14/10/2014 23:50	28.31	67.1	**4.40**	2.4
SR13	14/10/2014 5:55	28.38	65.9	**4.31**	2.9	SR13	14/10/2014 11:55	28.24	67.2	**4.41**	5.0	SR13	14/10/2014 17:55	28.38	70.5	**4.62**	3.8	SR13	14/10/2014 23:55	28.31	67.6	**4.43**	2.5

Station	Timestamp	NH_3 (mg/L)				Station	Timestamp	NH_3 (mg/L)			
SR4	14/10/2014 0:17	0.06				SR12	14/10/2014 0:17	0.06			
SR4	14/10/2014 0:37	0.06				SR12	14/10/2014 0:37	0.06			
SR4	14/10/2014 0:57	0.07				SR12	14/10/2014 0:57	0.07			
SR4	14/10/2014 1:17	0.07				SR12	14/10/2014 1:17	0.08			
SR4	14/10/2014 1:37	0.07				SR12	14/10/2014 1:37	0.07			
SR4	14/10/2014 1:57	0.06				SR12	14/10/2014 1:57	0.06			
SR4	14/10/2014 2:17	0.06				SR12	14/10/2014 2:17	0.07			
SR4	14/10/2014 2:37	0.05				SR12	14/10/2014 2:37	0.07			
SR4	14/10/2014 2:57	0.05				SR12	14/10/2014 2:57	0.07			
SR4	14/10/2014 3:17	0.06				SR12	14/10/2014 3:17	0.08			
SR4	14/10/2014 3:37	0.05				SR12	14/10/2014 3:37	0.08			
SR4	14/10/2014 3:57	0.06				SR12	14/10/2014 3:57	0.09			
SR4	14/10/2014 4:17	0.06				SR12	14/10/2014 4:17	0.09			
SR4	14/10/2014 4:37	0.06				SR12	14/10/2014 4:37	0.09			
SR4	14/10/2014 4:57	0.05				SR12	14/10/2014 4:57	0.09			
SR4	14/10/2014 5:17	0.06				SR12	14/10/2014 5:17	0.08			
SR4	14/10/2014 5:37	0.06				SR12	14/10/2014 5:37	0.08			
SR4	14/10/2014 5:57	0.07				SR12	14/10/2014 5:57	0.08			
SR4						SR12					
SR4	14/10/2014 6:37	0.06				SR12	14/10/2014 6:37	0.09			
SR4	14/10/2014 6:57	0.06				SR12	14/10/2014 6:57	0.07			
SR4	14/10/2014 7:17	0.06				SR12	14/10/2014 7:17	0.07			
SR4	14/10/2014 7:37	0.07				SR12	14/10/2014 7:37	0.08			
SR4	14/10/2014 7:57	0.07				SR12	14/10/2014 7:57	0.07			
SR4	14/10/2014 8:17	0.05				SR12	14/10/2014 8:17	0.07			
SR4	14/10/2014 8:37	0.05				SR12	14/10/2014 8:37	0.07			
SR4	14/10/2014 8:57	0.05				SR12	14/10/2014 8:57	0.07			
SR4	14/10/2014 9:17	0.06				SR12	14/10/2014 9:17	0.06			
SR4	14/10/2014 9:37	0.06				SR12	14/10/2014 9:37	0.06			
SR4	14/10/2014 9:57	0.06				SR12	14/10/2014 9:57	0.07			
SR4	14/10/2014 10:17	0.06				SR12	14/10/2014 10:17	0.06			
SR4	14/10/2014 10:37	0.06				SR12	14/10/2014 10:37	0.06			
SR4	14/10/2014 10:57	0.06				SR12	14/10/2014 10:57	0.07			
SR4	14/10/2014 11:17	0.06				SR12	14/10/2014 11:17	0.06			
SR4	14/10/2014 11:37	0.06				SR12	14/10/2014 11:37	0.08			
SR4	14/10/2014 11:57	0.06				SR12	14/10/2014 11:57	0.08			
SR4	14/10/2014 12:17	0.07				SR12	14/10/2014 12:17	0.07			
SR4	14/10/2014 12:37	0.07				SR12	14/10/2014 12:37	0.06			
SR4	14/10/2014 12:57	0.07				SR12	14/10/2014 12:57	0.06			
SR4	14/10/2014 13:17	0.07				SR12	14/10/2014 13:17	0.07			
SR4	14/10/2014 13:37	0.08				SR12	14/10/2014 13:37	0.06			
SR4	14/10/2014 13:57	0.06				SR12	14/10/2014 13:57	0.07			
SR4	14/10/2014 14:17	0.06				SR12	14/10/2014 14:17	0.06			
SR4	14/10/2014 14:37	0.07				SR12	14/10/2014 14:37	0.05			
SR4	14/10/2014 14:57	0.08				SR12	14/10/2014 14:57	0.05			
SR4	14/10/2014 15:17	0.07				SR12	14/10/2014 15:17	0.05			
SR4	14/10/2014 15:37	0.06				SR12	14/10/2014 15:37	0.05			
SR4	14/10/2014 15:57	0.06				SR12	14/10/2014 15:57	0.05			
SR4	14/10/2014 16:17	0.08				SR12	14/10/2014 16:17	0.06			
SR4	14/10/2014 16:37	0.06				SR12	14/10/2014 16:37	0.06			
SR4	14/10/2014 16:57	0.05				SR12	14/10/2014 16:57	0.06			
SR4	14/10/2014 17:17	0.05				SR12	14/10/2014 17:17	0.07			
SR4	14/10/2014 17:37	0.06				SR12	14/10/2014 17:37	0.08			
SR4	14/10/2014 17:57	0.06				SR12	14/10/2014 17:57	0.08			
SR4	14/10/2014 18:17	0.07				SR12	14/10/2014 18:17	0.09			
SR4	14/10/2014 18:37	0.07				SR12	14/10/2014 18:37	0.09			
SR4	14/10/2014 18:57	0.05				SR12	14/10/2014 18:57	0.09			
SR4	14/10/2014 19:17	0.06				SR12	14/10/2014 19:17	0.09			
SR4	14/10/2014 19:37	0.07				SR12	14/10/2014 19:37	0.08			
SR4	14/10/2014 19:57	0.05				SR12	14/10/2014 19:57	0.08			
SR4	14/10/2014 20:17	0.05				SR12	14/10/2014 20:17	0.08			
SR4	14/10/2014 20:37	0.06				SR12	14/10/2014 20:37	0.09			
SR4	14/10/2014 20:57	0.06				SR12	14/10/2014 20:57	0.07			
SR4	14/10/2014 21:17	0.07				SR12	14/10/2014 21:17	0.07			
SR4	14/10/2014 21:37	0.07				SR12	14/10/2014 21:37	0.08			
SR4	14/10/2014 21:57	0.07				SR12	14/10/2014 21:57	0.07			
SR4	14/10/2014 22:17	0.07				SR12	14/10/2014 22:17	0.07			
SR4	14/10/2014 22:37	0.09				SR12	14/10/2014 22:37	0.07			
SR4	14/10/2014 22:57	0.09				SR12	14/10/2014 22:57	0.07			
SR4	14/10/2014 23:17	0.12				SR12	14/10/2014 23:17	0.06			
SR4	14/10/2014 23:37	0.08				SR12	14/10/2014 23:37	0.06			
SR4	14/10/2014 23:57	0.07				SR12	14/10/2014 23:57	0.07			

Remark: Fonts with underline: Action Level Exceedance
Fonts with bold and underline: Limit Level Exceedance
Automatic Instrument calibration of NH3-N monitor was carried out during 5:57-6:37 at SR4 and SR12.
SR5 monitoring station was under maintenance during 13:40-14:10.
SR9 monitoring station was under maintenance during 12:05-12:20.
SR10 monitoring station was under maintenance during 13:45-14:00.

Station	Timestamp	Temp (°C)	DO (%)	DO (mg/L)	Tur (NTU)	Station	Timestamp	Temp (°C)	DO (%)	DO (mg/L)	Tur (NTU)	Station	Timestamp	Temp (°C)	DO (%)	DO (mg/L)	Tur (NTU)	Station	Timestamp	Temp (°C)	DO (%)	DO (mg/L)	Tur (NTU)
SR4	15/10/2014 0:01	28.38	71.0	4.63	2.5	SR4	15/10/2014 6:01	28.32	67.9	4.44	1.6	SR4	15/10/2014 12:01	28.29	77.4	5.06	4.6	SR4	15/10/2014 18:01	28.39	79.0	5.16	0.9
SR4	15/10/2014 0:06	28.38	70.7	4.62	3.2	SR4	15/10/2014 6:06	28.32	66.4	4.35	2.2	SR4	15/10/2014 12:06	28.31	77.8	5.09	2.8	SR4	15/10/2014 18:06	28.40	80.1	5.23	0.4
SR4	15/10/2014 0:11	28.38	70.5	4.60	2.6	SR4	15/10/2014 6:11	28.33	67.4	4.41	1.3	SR4	15/10/2014 12:11	28.33	76.9	5.02	2.0	SR4	15/10/2014 18:11	28.40	80.0	5.22	0.4
SR4	15/10/2014 0:16	28.38	71.1	4.64	3.3	SR4	15/10/2014 6:16	28.32	66.6	4.36	2.5	SR4	15/10/2014 12:16	28.34	75.4	4.93	2.0	SR4	15/10/2014 18:16	28.40	80.0	5.23	0.5
SR4	15/10/2014 0:21	28.38	70.9	4.63	2.2	SR4	15/10/2014 6:21	28.31	67.4	4.41	4.9	SR4	15/10/2014 12:21	28.35	75.3	4.92	1.6	SR4	15/10/2014 18:21	28.40	79.4	5.18	1.1
SR4	15/10/2014 0:26	28.38	70.4	4.60	2.4	SR4	15/10/2014 6:26	28.32	68.2	4.46	2.3	SR4	15/10/2014 12:26	28.35	75.8	4.95	3.8	SR4	15/10/2014 18:26	28.39	79.4	5.18	0.6
SR4	15/10/2014 0:31	28.35	70.5	4.61	2.0	SR4	15/10/2014 6:31	28.32	68.0	4.45	2.6	SR4	15/10/2014 12:31	28.35	76.2	4.98	3.4	SR4	15/10/2014 18:31	28.39	78.3	5.11	0.9
SR4	15/10/2014 0:36	28.34	70.0	4.57	1.9	SR4	15/10/2014 6:36	28.32	68.2	4.46	3.2	SR4	15/10/2014 12:36	28.36	75.3	4.92	2.9	SR4	15/10/2014 18:36	28.39	78.2	5.11	0.6
SR4	15/10/2014 0:41	28.32	71.4	4.67	1.5	SR4	15/10/2014 6:41	28.33	69.0	4.51	4.9	SR4	15/10/2014 12:41	28.37	76.6	5.00	2.2	SR4	15/10/2014 18:41	28.39	78.8	5.15	1.8
SR4	15/10/2014 0:46	28.31	70.1	4.59	0.7	SR4	15/10/2014 6:46	28.34	68.1	4.45	3.6	SR4	15/10/2014 12:46	28.37	76.3	4.98	3.1	SR4	15/10/2014 18:46	28.39	78.1	5.10	0.9
SR4	15/10/2014 0:51	28.30	71.0	4.65	0.9	SR4	15/10/2014 6:51	28.34	68.8	4.50	2.8	SR4	15/10/2014 12:51	28.37	76.4	4.99	2.0	SR4	15/10/2014 18:51	28.38	77.4	5.05	0.8
SR4	15/10/2014 0:56	28.29	71.8	4.70	2.8	SR4	15/10/2014 6:56	28.34	69.1	4.52	3.8	SR4	15/10/2014 12:56	28.37	75.9	4.96	2.6	SR4	15/10/2014 18:56	28.38	77.8	5.08	1.0
SR4	15/10/2014 1:01	28.30	72.4	4.74	1.1	SR4	15/10/2014 7:01	28.35	69.2	4.52	5.1	SR4	15/10/2014 13:01	28.38	75.8	4.95	2.3	SR4	15/10/2014 19:01	28.38	77.5	5.06	0.9
SR4	15/10/2014 1:06	28.30	72.6	4.75	2.2	SR4	15/10/2014 7:06	28.36	70.3	4.59	3.5	SR4	15/10/2014 13:06	28.39	76.0	4.96	2.9	SR4	15/10/2014 19:06	28.38	77.1	5.03	0.9
SR4	15/10/2014 1:11	28.30	72.4	4.74	1.1	SR4	15/10/2014 7:11	28.36	70.5	4.60	4.2	SR4	15/10/2014 13:11	28.39	75.6	4.93	2.6	SR4	15/10/2014 19:11	28.38	77.3	5.05	0.9
SR4	15/10/2014 1:16	28.29	71.9	4.71	0.7	SR4	15/10/2014 7:16	28.36	69.7	4.55	5.3	SR4	15/10/2014 13:16	28.38	75.7	4.95	2.6	SR4	15/10/2014 19:16	28.38	75.4	4.92	2.9
SR4	15/10/2014 1:21	28.29	70.8	4.63	0.8	SR4	15/10/2014 7:21	28.36	70.0	4.57	4.6	SR4	15/10/2014 13:21	28.40	76.4	4.99	2.8	SR4	15/10/2014 19:21	28.38	77.0	5.03	1.3
SR4	15/10/2014 1:26	28.28	70.4	4.61	0.9	SR4	15/10/2014 7:26	28.36	70.0	4.57	4.6	SR4	15/10/2014 13:26	28.40	76.9	5.02	2.9	SR4	15/10/2014 19:26	28.38	77.3	5.05	0.6
SR4	15/10/2014 1:31	28.29	71.6	4.69	0.9	SR4	15/10/2014 7:31	28.36	71.9	4.69	4.2	SR4	15/10/2014 13:31	28.42	77.1	5.03	2.7	SR4	15/10/2014 19:31	28.38	76.8	5.02	1.0
SR4	15/10/2014 1:36	28.29	70.8	4.63	0.9	SR4	15/10/2014 7:36	28.36	72.2	4.72	4.1	SR4	15/10/2014 13:36	28.41	76.2	4.97	1.6	SR4	15/10/2014 19:36	28.38	77.6	5.07	0.7
SR4	15/10/2014 1:41	28.30	72.0	4.71	1.2	SR4	15/10/2014 7:41	28.36	73.8	4.81	5.6	SR4	15/10/2014 13:41	28.41	76.4	4.99	2.5	SR4	15/10/2014 19:41	28.38	77.2	5.04	0.9
SR4	15/10/2014 1:46	28.29	72.0	4.71	1.3	SR4	15/10/2014 7:46	28.36	73.7	4.81	4.6	SR4	15/10/2014 13:46	28.41	75.6	4.94	1.8	SR4	15/10/2014 19:46	28.38	75.4	4.93	0.5
SR4	15/10/2014 1:51	28.29	70.3	4.60	0.8	SR4	15/10/2014 7:51	28.36	73.7	4.81	5.4	SR4	15/10/2014 13:51	28.40	73.7	4.81	3.8	SR4	15/10/2014 19:51	28.30	71.8	4.70	0.4
SR4	15/10/2014 1:56	28.29	69.8	4.57	0.7	SR4	15/10/2014 7:56	28.36	73.8	4.81	6.2	SR4	15/10/2014 13:56	28.40	72.9	4.76	2.6	SR4	15/10/2014 19:56	28.31	69.6	4.55	0.3
SR4	15/10/2014 2:01	28.30	71.4	4.67	0.7	SR4	15/10/2014 8:01	28.36	73.3	4.78	5.7	SR4	15/10/2014 14:01	28.40	74.5	4.86	2.6	SR4	15/10/2014 20:01	28.34	74.1	4.84	0.9
SR4	15/10/2014 2:06	28.30	71.9	4.70	0.9	SR4	15/10/2014 8:06	28.36	73.9	4.82	3.3	SR4	15/10/2014 14:06	28.41	75.2	4.91	1.9	SR4	15/10/2014 20:06	28.33	74.6	4.88	0.6
SR4	15/10/2014 2:11	28.29	71.0	4.65	1.3	SR4	15/10/2014 8:11	28.36	73.3	4.78	3.2	SR4	15/10/2014 14:11	28.41	75.4	4.92	1.8	SR4	15/10/2014 20:11	28.34	77.7	5.08	0.3
SR4	15/10/2014 2:16	28.30	71.9	4.70	0.8	SR4	15/10/2014 8:16	28.37	73.5	4.80	3.8	SR4	15/10/2014 14:16	28.42	76.0	4.96	1.7	SR4	15/10/2014 20:16	28.34	77.6	5.07	0.3
SR4	15/10/2014 2:21	28.30	72.1	4.72	0.7	SR4	15/10/2014 8:21	28.36	72.8	4.75	3.2	SR4	15/10/2014 14:21	28.42	74.9	4.89	1.7	SR4	15/10/2014 20:21	28.34	77.3	5.06	0.2
SR4	15/10/2014 2:26	28.30	71.0	4.65	0.7	SR4	15/10/2014 8:26	28.36	71.5	4.67	2.8	SR4	15/10/2014 14:26	28.42	75.2	4.91	2.4	SR4	15/10/2014 20:26	28.32	75.8	4.96	0.5
SR4	15/10/2014 2:31	28.30	69.7	4.56	0.4	SR4	15/10/2014 8:31	28.36	72.2	4.72	3.2	SR4	15/10/2014 14:31	28.42	75.1	4.90	2.6	SR4	15/10/2014 20:31	28.30	77.4	5.06	1.2
SR4	15/10/2014 2:36	28.29	70.4	4.61	0.6	SR4	15/10/2014 8:36	28.33	72.4	4.73	4.5	SR4	15/10/2014 14:36	28.43	74.4	4.85	1.8	SR4	15/10/2014 20:36	28.28	76.3	4.99	0.6
SR4	15/10/2014 2:41	28.29	71.6	4.68	0.8	SR4	15/10/2014 8:41	28.35	73.3	4.78	3.8	SR4	15/10/2014 14:41	28.42	74.6	4.87	2.9	SR4	15/10/2014 20:41	28.29	75.7	4.96	0.3
SR4	15/10/2014 2:46	28.30	70.1	4.59	0.5	SR4	15/10/2014 8:46	28.35	73.9	4.82	4.1	SR4	15/10/2014 14:46	28.42	73.9	4.82	1.5	SR4	15/10/2014 20:46	28.30	75.7	4.95	0.2
SR4	15/10/2014 2:51	28.30	70.3	4.60	0.5	SR4	15/10/2014 8:51	28.35	73.3	4.79	3.4	SR4	15/10/2014 14:51	28.42	74.0	4.83	1.5	SR4	15/10/2014 20:51	28.31	74.6	4.88	0.6
SR4	15/10/2014 2:56	28.30	70.0	4.58	0.5	SR4	15/10/2014 8:56	28.36	73.0	4.76	5.9	SR4	15/10/2014 14:56	28.43	73.4	4.79	1.3	SR4	15/10/2014 20:56	28.29	76.5	5.01	0.4
SR4	15/10/2014 3:01	28.30	69.5	4.55	0.4	SR4	15/10/2014 9:01	28.37	74.9	4.89	4.6	SR4	15/10/2014 15:01	28.44	73.5	4.79	1.8	SR4	15/10/2014 21:01	28.29	75.5	4.94	0.2
SR4	15/10/2014 3:06	28.30	69.1	4.52	0.6	SR4	15/10/2014 9:06	28.37	73.2	4.78	2.9	SR4	15/10/2014 15:06	28.43	73.9	4.82	3.5	SR4	15/10/2014 21:06	28.30	77.8	5.09	0.4
SR4	15/10/2014 3:11	28.30	70.0	4.58	0.4	SR4	15/10/2014 9:11	28.36	69.2	4.52	1.9	SR4	15/10/2014 15:11	28.43	73.6	4.80	2.0	SR4	15/10/2014 21:11	28.29	75.8	4.96	0.5
SR4	15/10/2014 3:16	28.30	70.0	4.58	0.4	SR4	15/10/2014 9:16	28.36	71.4	4.66	2.0	SR4	15/10/2014 15:16	28.42	72.6	4.74	0.8	SR4	15/10/2014 21:16	28.29	78.5	5.14	0.4
SR4	15/10/2014 3:21	28.30	69.8	4.57	0.7	SR4	15/10/2014 9:21	28.35	72.8	4.75	2.4	SR4	15/10/2014 15:21	28.42	73.0	4.76	1.5	SR4	15/10/2014 21:21	28.29	79.1	5.18	0.4
SR4	15/10/2014 3:26	28.29	70.0	4.58	0.5	SR4	15/10/2014 9:26	28.35	75.7	4.94	2.5	SR4	15/10/2014 15:26	28.42	72.6	4.74	1.0	SR4	15/10/2014 21:26	28.19	76.7	5.03	0.2
SR4	15/10/2014 3:31	28.29	69.3	4.53	0.8	SR4	15/10/2014 9:31	28.38	74.7	4.88	2.8	SR4	15/10/2014 15:31	28.42	74.0	4.83	3.7	SR4	15/10/2014 21:31	28.22	77.0	5.05	0.1
SR4	15/10/2014 3:36	28.29	68.9	4.51	0.8	SR4	15/10/2014 9:36	28.40	75.7	4.94	2.5	SR4	15/10/2014 15:36	28.42	74.0	4.83	3.7	SR4	15/10/2014 21:36	28.17	77.5	5.09	0.3
SR4	15/10/2014 3:41	28.29	69.4	4.55	0.4	SR4	15/10/2014 9:41	28.36	75.1	4.90	2.0	SR4	15/10/2014 15:41	28.42	71.9	4.69	2.9	SR4	15/10/2014 21:41	28.25	78.1	5.12	0.5
SR4	15/10/2014 3:46	28.29	68.7	4.50	0.8	SR4	15/10/2014 9:46	28.37	76.6	5.00	2.0	SR4	15/10/2014 15:46	28.43	73.3	4.78	2.5	SR4	15/10/2014 21:46	28.29	78.8	5.16	0.1
SR4	15/10/2014 3:51	28.29	68.6	4.49	0.6	SR4	15/10/2014 9:51	28.36	75.7	4.94	2.1	SR4	15/10/2014 15:51	28.43	73.2	4.78	2.7	SR4	15/10/2014 21:51	28.25	77.4	5.07	0.1
SR4	15/10/2014 3:56	28.28	69.3	4.54	0.6	SR4	15/10/2014 9:56	28.37	75.7	4.94	2.7	SR4	15/10/2014 15:56	28.42	73.3	4.79	3.7	SR4	15/10/2014 21:56	28.30	77.4	5.07	0.4
SR4	15/10/2014 4:01	28.28	69.6	4.55	0.6	SR4	15/10/2014 10:01	28.36	76.3	4.99	2.8	SR4	15/10/2014 16:01	28.42	72.0	4.70	5.8	SR4	15/10/2014 22:01	28.31	77.3	5.06	0.3
SR4	15/10/2014 4:06	28.28	68.1	4.46	0.5	SR4	15/10/2014 10:06	28.43	76.2	4.97	2.9	SR4	15/10/2014 16:06	28.41	73.2	4.78	4.3	SR4	15/10/2014 22:06	28.31	77.1	5.05	0.7
SR4	15/10/2014 4:11	28.29	68.6	4.49	1.2	SR4	15/10/2014 10:11	28.39	76.3	4.98	3.8	SR4	15/10/2014 16:11	28.42	71.6	4.67	3.3	SR4	15/10/2014 22:11	28.30	76.8	5.03	0.6
SR4	15/10/2014 4:16	28.28	68.6	4.49	0.9	SR4	15/10/2014 10:16	28.40	74.1	4.84	1.3	SR4	15/10/2014 16:16	28.41	71.3	4.65	5.5	SR4	15/10/2014 22:16	28.33	76.9	5.03	1.0
SR4	15/10/2014 4:21	28.29	69.3	4.54	0.9	SR4	15/10/2014 10:21	28.34	75.4	4.94	1.2	SR4	15/10/2014 16:21	28.41	71.6	4.67	4.2	SR4	15/10/2014 22:21	28.34	77.8	5.09	0.9
SR4	15/10/2014 4:26	28.29	67.8	4.44	0.3	SR4	15/10/2014 10:26	28.33	80.1	5.24	0.7	SR4	15/10/2014 16:26	28.41	71.6	4.67	2.7	SR4	15/10/2014 22:26	28.34	77.2	5.05	1.2
SR4	15/10/2014 4:31	28.29	66.0	4.32	0.9	SR4	15/10/2014 10:31	28.33	79.6	5.21	0.6	SR4	15/10/2014 16:31	28.41	72.6	4.74	3.5	SR4	15/10/2014 22:31	28.38	77.3	5.05	2.5
SR4	15/10/2014 4:36	28.29	67.4	4.41	1.6	SR4	15/10/2014 10:36	28.33	78.7	5.15	0.3	SR4	15/10/2014 16:36	28.41	72.1	4.71	3.7	SR4	15/10/2014 22:36	28.38	77.3	5.05	2.3
SR4	15/10/2014 4:41	28.29	66.6	4.36	1.2	SR4	15/10/2014 10:41	28.32	78.9	5.16	0.3	SR4	15/10/2014 16:41	28.41	70.4	4.59	3.8	SR4	15/10/2014 22:41	28.37	77.3	5.05	2.5
SR4	15/10/2014 4:46	28.29	66.4	4.34	1.1	SR4	15/10/2014 10:46	28.32	80.9	5.29	0.6	SR4	15/10/2014 16:46	28.40	70.7	4.61	3.1	SR4	15/10/2014 22:46	28.35	77.5	5.07	2.1
SR4	15/10/2014 4:51	28.29	67.6	4.43	1.0	SR4	15/10/2014 10:51	28.33	79.9	5.23	0.9	SR4	15/10/2014 16:51	28.39	72.6	4.74	1.3	SR4	15/10/2014 22:51	28.34	77.3	5.05	1.9
SR4	15/10/2014 4:56	28.29	68.7	4.50	1.0	SR4	15/10/2014 10:56	28.32	79.8	5.22	2.0	SR4	15/10/2014 16:56	28.40	77.9	5.09	1.0	SR4	15/10/2014 22:56	28.34	77.4	5.06	1.0
SR4	15/10/2014 5:01	28.30	68.6	4.49	0.8	SR4	15/10/2014 11:01	28.39	79.1	5.18	0.6	SR4	15/10/2014 17:01	28.40	76.9	5.02	2.0	SR4	15/10/2014 23:01	28.33	77.9	5.09	0.8
SR4	15/10/2014 5:06	28.30	68.0	4.45	0.8	SR4	15/10/2014 11:06	28.36	78.7	5.15	0.2	SR4	15/10/2014 17:06	28.40	76.9	5.02	0.8	SR4	15/10/2014 23:06	28.35	77.1	5.04	1.5
SR4	15/10/2014 5:11	28.30	67.9	4.44	0.6	SR4	15/10/2014 11:11	28.36	79.3	5.19	0.2	SR4	15/10/2014 17:11	28.40	77.2	5.04	1.4	SR4	15/10/2014 23:11	28.34	76.3	4.99	1.9
SR4	15/10/2014 5:16	28.30	67.5	4.41	0.8	SR4	15/10/2014 11:16	28.34	80.8	5.29	0.7	SR4	15/10/2014 17:16	28.41	77.1	5.03	1.5	SR4	15/10/2014 23:16	28.36	76.2	4.98	2.6
SR4	15/10/2014 5:21	28.30	67.5	4.41	0.9	SR4	15/10/2014 11:21	28.37	77.3	5.06	1.7	SR4	15/10/2014 17:21	28.41	76.8	5.01	0.8	SR4	15/10/2014 23:21	28.36	77.3	5.05	2.4
SR4	15/10/2014 5:26	28.30	67.6	4.43	0.9	SR4	15/10/2014 11:26	28.35	77.7	5.08	2.0	SR4	15/10/2014 17:26	28.41	75.6	4.94	1.3	SR4	15/10/2014 23:26	28.36	77.4	5.06	2.2
SR4	15/10/2014 5:31	28.30	66.1	4.32	0.9	SR4	15/10/2014 11:31	28.33	79.9	5.23	1.5	SR4	15/10/2014 17:31	28.41	76.2	4.97	1.1	SR4	15/10/2014 23:31	28.36	77.0	5.03	2.1
SR4	15/10/2014 5:36	28.30	67.1	4.39	0.7	SR4	15/10/2014 11:36	28.35	79.2	5.18	2.2	SR4	15/10/2014 17:36	28.41	74.8	4.89	0.9	SR4	15/10/2014 23:36	28.36	76.0	4.96	2.3
SR4	15/10/2014 5:41	28.31	68.1	4.45	1.8	SR4	15/10/2014 11:41	28.34	79.0	5.16	3.7	SR4	15/10/2014 17:41	28.41	73.9	4.82	1.1	SR4	15/10/2014 23:41	28.36	76.2	4.98	1.7
SR4	15/10/2014 5:46	28.31	69.3	4.54	1.3	SR4	15/10/2014 11:46	28.34	79.0	5.16	4.3	SR4	15/10/2014 17:46	28.41	74.4	4.85	1.4	SR4	15/10/2014 23:46	28.35	75.6	4.94	2.0
SR4	15/10/2014 5:51	28.31	68.8	4.50	1.3	SR4	15/10/2014 11:51	28.28	77.9	5.10	5.8	SR4	15/10/2014 17:51	28.39	78.9	5.15	0.5	SR4	15/10/2014 23:51	28.34	75.6	4.94	1.4
SR4	15/10/2014 5:56	28.32	68.4	4.47	1.7	SR4	15/10/2014 11:56	28.29	78.7	5.15	3.8	SR4	15/10/2014 17:56	28.39	79.1	5.17	1.0	SR4	15/10/2014 23:56	28.34	74.9	4.89	1.4

Station	Timestamp	Temp (°C)	DO (%)	DO (mg/L)	Tur (NTU)	Station	Timestamp	Temp (°C)	DO (%)	DO (mg/L)	Tur (NTU)	Station	Timestamp	Temp (°C)	DO (%)	DO (mg/L)	Tur (NTU)	Station	Timestamp	Temp (°C)	DO (%)	DO (mg/L)	Tur (NTU)
SR5	15/10/2014 0:00	28.40	77.5	**5.03**	3.8	SR5	15/10/2014 6:00	27.98	83.8	5.50	1.2	SR5	15/10/2014 12:00	27.89	84.8	5.60	1.4	SR5	15/10/2014 18:00	28.18	81.5	**5.32**	2.2
SR5	15/10/2014 0:05	28.41	77.5	**5.03**	3.8	SR5	15/10/2014 6:05	27.98	83.7	5.49	1.3	SR5	15/10/2014 12:05	27.90	84.8	5.60	1.5	SR5	15/10/2014 18:05	28.22	81.1	**5.29**	3.2
SR5	15/10/2014 0:10	28.42	77.8	**5.05**	3.4	SR5	15/10/2014 6:10	27.99	83.7	5.49	1.2	SR5	15/10/2014 12:10	27.91	83.6	5.52	1.0	SR5	15/10/2014 18:10	28.24	80.8	**5.26**	2.4
SR5	15/10/2014 0:15	28.41	77.5	**5.03**	3.8	SR5	15/10/2014 6:15	27.92	84.2	5.53	1.3	SR5	15/10/2014 12:15	27.91	83.5	5.51	1.4	SR5	15/10/2014 18:15	28.24	80.9	**5.27**	2.2
SR5	15/10/2014 0:20	28.41	77.8	**5.05**	3.7	SR5	15/10/2014 6:20	27.92	84.0	5.52	1.3	SR5	15/10/2014 12:20	27.92	84.0	5.54	1.9	SR5	15/10/2014 18:20	28.24	80.8	**5.26**	2.5
SR5	15/10/2014 0:25	28.41	78.5	**5.09**	3.2	SR5	15/10/2014 6:25	27.89	84.3	5.54	1.3	SR5	15/10/2014 12:25	27.93	83.1	5.48	3.0	SR5	15/10/2014 18:25	28.21	80.8	**5.26**	2.0
SR5	15/10/2014 0:30	28.41	78.1	**5.07**	3.5	SR5	15/10/2014 6:30	27.93	84.3	5.54	1.5	SR5	15/10/2014 12:30	27.95	83.1	5.48	3.8	SR5	15/10/2014 18:30	28.23	80.7	**5.26**	2.1
SR5	15/10/2014 0:35	28.39	76.5	**4.97**	2.9	SR5	15/10/2014 6:35	27.90	85.0	5.59	1.8	SR5	15/10/2014 12:35	27.96	83.6	5.51	3.6	SR5	15/10/2014 18:35	28.25	80.7	**5.25**	2.2
SR5	15/10/2014 0:40	28.33	74.1	**4.82**	2.9	SR5	15/10/2014 6:40	27.82	85.8	5.65	1.6	SR5	15/10/2014 12:40	27.99	82.8	5.45	2.9	SR5	15/10/2014 18:40	28.20	81.8	**5.33**	2.0
SR5	15/10/2014 0:45	28.40	76.8	**4.98**	2.9	SR5	15/10/2014 6:45	27.85	85.4	5.62	1.4	SR5	15/10/2014 12:45	28.00	83.5	5.49	3.2	SR5	15/10/2014 18:45	28.21	79.9	**5.21**	2.1
SR5	15/10/2014 0:50	28.41	76.5	**4.96**	2.9	SR5	15/10/2014 6:50	27.86	85.3	5.62	1.5	SR5	15/10/2014 12:50	28.01	83.1	5.47	3.3	SR5	15/10/2014 18:50	28.21	79.1	**5.16**	2.3
SR5	15/10/2014 0:55	28.42	77.0	**5.00**	3.2	SR5	15/10/2014 6:55	27.84	85.1	5.61	1.5	SR5	15/10/2014 12:55	28.03	82.7	5.44	2.4	SR5	15/10/2014 18:55	28.23	81.1	**5.29**	2.2
SR5	15/10/2014 1:00	28.42	75.3	**4.89**	2.6	SR5	15/10/2014 7:00	27.76	85.2	5.63	1.5	SR5	15/10/2014 13:00	28.04	82.4	5.41	3.3	SR5	15/10/2014 19:00	28.20	80.6	**5.25**	2.0
SR5	15/10/2014 1:05	28.41	74.8	**4.85**	2.8	SR5	15/10/2014 7:05	27.70	85.4	5.65	1.6	SR5	15/10/2014 13:05	28.08	81.1	**5.32**	2.9	SR5	15/10/2014 19:05	28.23	80.5	**5.24**	2.5
SR5	15/10/2014 1:10	28.43	77.2	**5.00**	3.3	SR5	15/10/2014 7:10	27.69	85.3	5.64	1.6	SR5	15/10/2014 13:10	28.11	80.8	**5.30**	3.2	SR5	15/10/2014 19:10	28.20	80.2	**5.23**	1.9
SR5	15/10/2014 1:15	28.42	76.9	**4.98**	3.6	SR5	15/10/2014 7:15	27.73	85.1	5.63	1.7	SR5	15/10/2014 13:15	28.11	80.0	**5.24**	5.6	SR5	15/10/2014 19:15	28.21	79.7	**5.19**	2.6
SR5	15/10/2014 1:20	28.41	76.5	**4.96**	2.9	SR5	15/10/2014 7:20	27.73	85.0	5.62	1.4	SR5	15/10/2014 13:20	28.12	80.8	**5.29**	3.3	SR5	15/10/2014 19:20	28.18	83.2	5.43	2.0
SR5	15/10/2014 1:25	28.41	75.5	**4.89**	3.3	SR5	15/10/2014 7:25	27.69	85.2	5.64	1.6	SR5	15/10/2014 13:25	28.11	81.4	**5.33**	2.7	SR5	15/10/2014 19:25	28.12	83.7	5.48	1.7
SR5	15/10/2014 1:30	28.42	75.9	**4.92**	3.3	SR5	15/10/2014 7:30	27.61	85.2	5.65	1.8	SR5	15/10/2014 13:30	28.12	80.9	**5.30**	2.8	SR5	15/10/2014 19:30	28.12	83.9	5.49	1.6
SR5	15/10/2014 1:35	28.42	76.7	**4.97**	3.6	SR5	15/10/2014 7:35	27.64	85.2	5.64	1.8	SR5	15/10/2014 13:35	28.15	79.8	**5.22**	2.9	SR5	15/10/2014 19:35	28.11	83.9	5.49	1.6
SR5	15/10/2014 1:40	28.42	77.2	**5.00**	3.0	SR5	15/10/2014 7:40	27.56	85.4	5.67	1.9	SR5	15/10/2014 13:40	28.17	80.2	**5.24**	3.1	SR5	15/10/2014 19:40	28.08	83.7	5.48	1.7
SR5	15/10/2014 1:45	28.43	77.4	**5.02**	3.0	SR5	15/10/2014 7:45	27.61	85.2	5.65	1.9	SR5	15/10/2014 13:45	28.19	79.5	**5.19**	3.3	SR5	15/10/2014 19:45	28.07	83.6	5.47	1.5
SR5	15/10/2014 1:50	28.40	75.8	**4.91**	2.7	SR5	15/10/2014 7:50	27.62	85.1	5.64	2.1	SR5	15/10/2014 13:50	28.20	79.5	**5.19**	3.6	SR5	15/10/2014 19:50	28.09	83.2	5.44	1.5
SR5	15/10/2014 1:55	28.42	75.8	**4.91**	2.5	SR5	15/10/2014 7:55	27.54	85.7	5.69	1.9	SR5	15/10/2014 13:55	28.20	79.5	**5.19**	3.2	SR5	15/10/2014 19:55	28.08	83.0	5.44	1.4
SR5	15/10/2014 2:00	28.38	75.7	**4.91**	2.5	SR5	15/10/2014 8:00	27.54	85.6	5.68	2.3	SR5	15/10/2014 14:00	28.21	78.7	**5.14**	3.5	SR5	15/10/2014 20:00	28.12	82.9	5.42	1.5
SR5	15/10/2014 2:05	28.31	76.1	**4.94**	2.4	SR5	15/10/2014 8:05	27.58	85.0	5.64	1.9	SR5	15/10/2014 14:05	28.21	78.7	**5.14**	3.0	SR5	15/10/2014 20:05	28.11	82.7	5.41	1.5
SR5	15/10/2014 2:10	28.34	73.5	**4.77**	2.4	SR5	15/10/2014 8:10	27.59	85.7	5.69	1.8	SR5	15/10/2014 14:10	28.22	78.5	**5.12**	3.1	SR5	15/10/2014 20:10	28.12	82.3	**5.38**	1.6
SR5	15/10/2014 2:15	28.29	75.7	**4.92**	2.1	SR5	15/10/2014 8:15	27.60	85.8	5.69	2.0	SR5	15/10/2014 14:15	28.22	78.7	**5.14**	2.8	SR5	15/10/2014 20:15	28.04	84.5	5.54	1.1
SR5	15/10/2014 2:20	28.32	77.3	**5.02**	2.3	SR5	15/10/2014 8:20	27.62	85.5	5.67	1.7	SR5	15/10/2014 14:20	28.22	78.3	**5.11**	2.9	SR5	15/10/2014 20:20	28.07	83.4	5.46	1.2
SR5	15/10/2014 2:25	28.32	78.0	**5.06**	2.3	SR5	15/10/2014 8:25	27.62	86.4	5.74	1.9	SR5	15/10/2014 14:25	28.22	77.6	**5.07**	2.8	SR5	15/10/2014 20:25	28.11	83.4	5.46	1.3
SR5	15/10/2014 2:30	28.32	78.6	**5.10**	2.2	SR5	15/10/2014 8:30	27.61	86.0	5.71	2.1	SR5	15/10/2014 14:30	28.24	77.5	**5.06**	2.7	SR5	15/10/2014 20:30	28.13	82.8	5.42	1.2
SR5	15/10/2014 2:35	28.30	77.6	**5.04**	2.3	SR5	15/10/2014 8:35	27.62	86.5	5.74	1.9	SR5	15/10/2014 14:35	28.24	77.6	**5.06**	2.4	SR5	15/10/2014 20:35	28.02	84.2	5.52	0.9
SR5	15/10/2014 2:40	28.26	77.4	**5.03**	2.0	SR5	15/10/2014 8:40	27.62	86.4	5.73	1.7	SR5	15/10/2014 14:40	28.24	78.5	**5.12**	2.2	SR5	15/10/2014 20:40	28.06	84.6	5.54	0.9
SR5	15/10/2014 2:45	28.32	77.7	**5.04**	2.1	SR5	15/10/2014 8:45	27.62	86.6	5.75	1.7	SR5	15/10/2014 14:45	28.24	78.1	**5.10**	2.4	SR5	15/10/2014 20:45	28.03	84.6	5.55	1.4
SR5	15/10/2014 2:50	28.34	78.1	**5.07**	2.6	SR5	15/10/2014 8:50	27.61	86.5	5.74	1.9	SR5	15/10/2014 14:50	28.24	78.3	**5.11**	2.6	SR5	15/10/2014 20:50	28.04	84.9	5.57	0.9
SR5	15/10/2014 2:55	28.28	79.8	**5.19**	2.2	SR5	15/10/2014 8:55	27.68	86.9	5.76	1.5	SR5	15/10/2014 14:55	28.25	77.5	**5.06**	2.9	SR5	15/10/2014 20:55	28.04	84.7	5.55	0.9
SR5	15/10/2014 3:00	28.27	80.8	**5.26**	1.9	SR5	15/10/2014 9:00	27.67	86.7	5.75	2.0	SR5	15/10/2014 15:00	28.24	77.8	**5.08**	3.3	SR5	15/10/2014 21:00	28.07	84.0	5.51	1.0
SR5	15/10/2014 3:05	28.21	81.4	**5.30**	1.9	SR5	15/10/2014 9:05	27.71	86.7	5.75	1.4	SR5	15/10/2014 15:05	28.24	78.7	**5.14**	3.4	SR5	15/10/2014 21:05	28.08	83.9	5.49	1.0
SR5	15/10/2014 3:10	28.22	81.3	**5.29**	1.8	SR5	15/10/2014 9:10	27.68	86.5	5.74	2.2	SR5	15/10/2014 15:10	28.25	79.2	**5.17**	2.9	SR5	15/10/2014 21:10	28.06	84.0	5.50	1.0
SR5	15/10/2014 3:15	28.24	81.0	**5.27**	1.9	SR5	15/10/2014 9:15	27.68	86.5	5.74	1.4	SR5	15/10/2014 15:15	28.24	79.0	**5.15**	3.0	SR5	15/10/2014 21:15	28.05	83.9	5.50	1.0
SR5	15/10/2014 3:20	28.22	81.2	**5.29**	1.9	SR5	15/10/2014 9:20	27.68	86.5	5.74	1.7	SR5	15/10/2014 15:20	28.24	79.1	**5.16**	2.7	SR5	15/10/2014 21:20	28.06	84.0	5.50	1.1
SR5	15/10/2014 3:25	28.24	81.4	**5.30**	1.9	SR5	15/10/2014 9:25	27.68	86.4	5.73	1.7	SR5	15/10/2014 15:25	28.24	79.4	**5.18**	2.6	SR5	15/10/2014 21:25	28.06	84.1	5.51	1.1
SR5	15/10/2014 3:30	28.23	81.0	**5.27**	2.0	SR5	15/10/2014 9:30	27.68	86.2	5.72	2.0	SR5	15/10/2014 15:30	28.24	79.3	**5.17**	3.2	SR5	15/10/2014 21:30	28.07	83.8	5.49	1.1
SR5	15/10/2014 3:35	28.24	81.1	**5.28**	1.8	SR5	15/10/2014 9:35	27.67	86.3	5.73	2.0	SR5	15/10/2014 15:35	28.26	78.1	**5.09**	2.7	SR5	15/10/2014 21:35	28.06	84.4	5.53	1.0
SR5	15/10/2014 3:40	28.22	80.9	**5.27**	1.5	SR5	15/10/2014 9:40	27.70	86.7	5.75	1.7	SR5	15/10/2014 15:40	28.25	78.3	**5.10**	3.2	SR5	15/10/2014 21:40	27.99	84.7	5.56	0.8
SR5	15/10/2014 3:45	28.24	80.8	**5.26**	2.0	SR5	15/10/2014 9:45	27.69	86.5	5.74	2.7	SR5	15/10/2014 15:45	28.27	77.0	**5.02**	3.4	SR5	15/10/2014 21:45	27.98	84.5	5.54	0.8
SR5	15/10/2014 3:50	28.24	80.9	**5.27**	2.0	SR5	15/10/2014 9:50	27.71	86.9	5.76	1.5	SR5	15/10/2014 15:50	28.26	77.4	**5.04**	3.1	SR5	15/10/2014 21:50	28.00	84.4	5.54	0.8
SR5	15/10/2014 3:55	28.23	80.8	**5.26**	1.8	SR5	15/10/2014 9:55	27.73	87.3	5.79	1.9	SR5	15/10/2014 15:55	28.28	76.3	**4.97**	2.8	SR5	15/10/2014 21:55	28.04	82.8	5.43	1.2
SR5	15/10/2014 4:00	28.23	80.6	**5.25**	1.8	SR5	15/10/2014 10:00	27.73	86.9	5.76	1.6	SR5	15/10/2014 16:00	28.29	77.8	**5.07**	3.8	SR5	15/10/2014 22:00	28.00	81.0	**5.31**	0.9
SR5	15/10/2014 4:05	28.22	80.3	**5.23**	1.5	SR5	15/10/2014 10:05	27.73	87.0	5.76	1.2	SR5	15/10/2014 16:05	28.29	77.7	**5.06**	3.6	SR5	15/10/2014 22:05	28.01	80.8	**5.30**	0.7
SR5	15/10/2014 4:10	28.21	81.2	**5.30**	1.7	SR5	15/10/2014 10:10	27.75	87.1	5.77	1.7	SR5	15/10/2014 16:10	28.29	77.9	**5.07**	3.7	SR5	15/10/2014 22:10	27.99	82.9	5.44	1.0
SR5	15/10/2014 4:15	28.23	80.8	**5.26**	1.4	SR5	15/10/2014 10:15	27.73	85.6	5.67	2.1	SR5	15/10/2014 16:15	28.28	77.1	**5.02**	3.4	SR5	15/10/2014 22:15	27.98	82.7	5.42	0.9
SR5	15/10/2014 4:20	28.18	81.6	**5.32**	1.7	SR5	15/10/2014 10:20	27.71	85.0	5.64	2.6	SR5	15/10/2014 16:20	28.29	77.1	**5.02**	3.6	SR5	15/10/2014 22:20	27.99	82.0	**5.38**	0.8
SR5	15/10/2014 4:25	28.22	81.2	**5.29**	1.6	SR5	15/10/2014 10:25	27.70	84.7	5.62	1.8	SR5	15/10/2014 16:25	28.30	77.7	**5.06**	3.8	SR5	15/10/2014 22:25	27.97	80.5	**5.28**	0.7
SR5	15/10/2014 4:30	28.22	80.8	**5.27**	1.4	SR5	15/10/2014 10:30	27.82	87.1	5.77	1.1	SR5	15/10/2014 16:30	28.30	77.1	**5.02**	3.7	SR5	15/10/2014 22:30	28.00	80.3	**5.26**	0.9
SR5	15/10/2014 4:35	28.19	81.2	**5.30**	1.5	SR5	15/10/2014 10:35	27.81	88.0	5.83	1.2	SR5	15/10/2014 16:35	28.30	76.9	**5.01**	3.9	SR5	15/10/2014 22:35	28.02	81.4	**5.34**	1.0
SR5	15/10/2014 4:40	28.19	80.7	**5.27**	1.6	SR5	15/10/2014 10:40	27.89	89.1	5.89	1.0	SR5	15/10/2014 16:40	28.31	76.7	**4.99**	4.1	SR5	15/10/2014 22:40	28.01	80.8	**5.30**	1.2
SR5	15/10/2014 4:45	28.11	82.2	**5.37**	1.3	SR5	15/10/2014 10:45	27.81	87.5	5.79	1.1	SR5	15/10/2014 16:45	28.30	77.6	**5.05**	4.5	SR5	15/10/2014 22:45	27.99	79.3	**5.20**	1.4
SR5	15/10/2014 4:50	28.11	82.7	5.41	1.5	SR5	15/10/2014 10:50	27.86	88.0	5.82	1.3	SR5	15/10/2014 16:50	28.31	76.6	**4.98**	4.4	SR5	15/10/2014 22:50	28.03	79.2	**5.19**	1.7
SR5	15/10/2014 4:55	28.10	82.5	5.40	1.2	SR5	15/10/2014 10:55	27.81	87.6	5.80	1.1	SR5	15/10/2014 16:55	28.30	77.1	**5.02**	3.5	SR5	15/10/2014 22:55	28.01	79.3	**5.20**	1.5
SR5	15/10/2014 5:00	28.11	82.5	5.39	1.2	SR5	15/10/2014 11:00	27.76	86.3	5.72	4.4	SR5	15/10/2014 17:00	28.31	75.7	**4.92**	3.5	SR5	15/10/2014 23:00	28.00	79.3	**5.20**	1.5
SR5	15/10/2014 5:05	28.11	82.2	**5.37**	1.6	SR5	15/10/2014 11:05	27.76	86.4	5.72	1.3	SR5	15/10/2014 17:05	28.31	77.2	**5.02**	3.7	SR5	15/10/2014 23:05	27.99	79.8	**5.24**	1.2
SR5	15/10/2014 5:10	28.14	82.4	**5.38**	1.6	SR5	15/10/2014 11:10	27.87	88.4	5.84	1.1	SR5	15/10/2014 17:10	28.31	77.9	**5.07**	3.2	SR5	15/10/2014 23:10	27.98	77.9	**5.11**	1.0
SR5	15/10/2014 5:15	28.10	82.0	**5.36**	1.3	SR5	15/10/2014 11:15	27.78	86.2	5.71	1.3	SR5	15/10/2014 17:15	28.31	77.8	**5.06**	3.4	SR5	15/10/2014 23:15	27.99	77.0	**5.05**	1.3
SR5	15/10/2014 5:20	28.08	83.4	5.46	1.3	SR5	15/10/2014 11:20	27.77	86.6	5.73	1.2	SR5	15/10/2014 17:20	28.31	77.0	**5.01**	3.4	SR5	15/10/2014 23:20	28.04	77.8	**5.09**	1.6
SR5	15/10/2014 5:25	28.07	83.5	5.46	1.3	SR5	15/10/2014 11:25	27.80	86.1	5.70	1.6	SR5	15/10/2014 17:25	28.31	77.4	**5.03**	3.1	SR5	15/10/2014 23:25	28.02	77.6	**5.08**	1.6
SR5	15/10/2014 5:30	28.02	84.3	5.52	1.1	SR5	15/10/2014 11:30	27.76	85.7	5.67	1.7	SR5	15/10/2014 17:30	28.31	76.3	**4.96**	3.3	SR5	15/10/2014 23:30	28.03	77.5	**5.08**	1.5
SR5	15/10/2014 5:35	28.02	84.1	5.51	1.2	SR5	15/10/2014 11:35	27.80	85.4	5.65	1.9	SR5	15/10/2014 17:35	28.32	77.1	**5.01**	3.4	SR5	15/10/2014 23:35	28.09	77.4	**5.07**	1.9
SR5	15/10/2014 5:40	28.03	83.9	5.50	1.2	SR5	15/10/2014 11:40	27.86	85.1	5.63	1.1	SR5	15/10/2014 17:40	28.31	75.2	**4.89**	3.8	SR5	15/10/2014 23:40	28.14	77.6	**5.07**	2.0
SR5	15/10/2014 5:45	28.02	84.1	5.51	1.2	SR5	15/10/2014 11:45	27.86	84.6	5.59	1.3	SR5	15/10/2014 17:45	28.31	76.1	**4.95**	3.5	SR5	15/10/2014 23:45	28.13	77.4	**5.06**	2.1
SR5	15/10/2014 5:50	28.01	83.8	5.50	1.3	SR5	15/10/2014 11:50	27.88	84.5	5.58	1.8	SR5	15/10/2014 17:50	28.32	77.5	**5.03**	3.4	SR5	15/10/2014 23:50	28.09	75.5	**4.94**	1.7
SR5	15/10/2014 5:55	28.00	84.0	5.51	1.6	SR5	15/10/2014 11:55	27.88	84.5	5.58	1.4	SR5	15/10/2014 17:55	28.16	79.3	**5.18**	2.5	SR5	15/10/2014 23:55	27.99	74.2	**4.87**	0.9

Station	Timestamp	Temp (°C)	DO (%)	DO (mg/L)	Tur (NTU)	Station	Timestamp	Temp (°C)	DO (%)	DO (mg/L)	Tur (NTU)	Station	Timestamp	Temp (°C)	DO (%)	DO (mg/L)	Tur (NTU)	Station	Timestamp	Temp (°C)	DO (%)	DO (mg/L)	Tur (NTU)
SR9	15/10/2014 0:00	27.43	80.2	**5.25**	4.3	SR9	15/10/2014 6:00	27.33	85.7	**5.62**	4.7	SR9	15/10/2014 12:00	27.59	86.8	**5.67**	**4.9**	SR9	15/10/2014 18:00	27.68	97.9	6.39	3.8
SR9	15/10/2014 0:05	27.43	79.7	**5.22**	4.6	SR9	15/10/2014 6:05	27.33	85.4	**5.60**	4.6	SR9	15/10/2014 12:05	27.63	87.7	**5.73**	4.7	SR9	15/10/2014 18:05	27.66	97.5	6.36	3.6
SR9	15/10/2014 0:10	27.43	79.5	**5.21**	4.5	SR9	15/10/2014 6:10	27.33	85.4	**5.61**	**6.0**	SR9	15/10/2014 12:10	27.63	87.9	**5.74**	4.6	SR9	15/10/2014 18:10	27.66	97.5	6.37	3.7
SR9	15/10/2014 0:15	27.43	79.6	**5.22**	4.5	SR9	15/10/2014 6:15	27.33	85.7	**5.62**	4.7	SR9	15/10/2014 12:15	27.63	88.0	**5.75**	4.7	SR9	15/10/2014 18:15	27.64	96.1	6.27	3.7
SR9	15/10/2014 0:20	27.43	80.6	**5.28**	4.1	SR9	15/10/2014 6:20	27.33	85.6	**5.61**	4.7	SR9	15/10/2014 12:20	27.73	91.2	**5.95**	3.9	SR9	15/10/2014 18:20	27.66	96.8	6.32	3.6
SR9	15/10/2014 0:25	27.43	81.7	**5.35**	4.6	SR9	15/10/2014 6:25	27.33	85.6	**5.61**	**4.9**	SR9	15/10/2014 12:25	27.69	90.4	**5.90**	4.2	SR9	15/10/2014 18:25	27.66	97.0	6.33	3.5
SR9	15/10/2014 0:30	27.43	83.3	**5.45**	3.8	SR9	15/10/2014 6:30	27.33	84.7	**5.56**	**4.9**	SR9	15/10/2014 12:30	27.72	91.9	5.99	4.0	SR9	15/10/2014 18:30	27.63	95.3	6.22	4.0
SR9	15/10/2014 0:35	27.43	82.5	**5.40**	3.9	SR9	15/10/2014 6:35	27.33	85.3	**5.60**	**6.3**	SR9	15/10/2014 12:35	27.77	92.9	6.05	3.5	SR9	15/10/2014 18:35	27.61	94.7	6.19	3.8
SR9	15/10/2014 0:40	27.42	81.0	**5.30**	3.6	SR9	15/10/2014 6:40	27.33	84.8	**5.57**	4.6	SR9	15/10/2014 12:40	27.78	92.7	6.04	3.6	SR9	15/10/2014 18:40	27.58	93.3	6.10	4.0
SR9	15/10/2014 0:45	27.43	83.2	**5.45**	3.8	SR9	15/10/2014 6:45	27.31	84.0	**5.51**	**4.8**	SR9	15/10/2014 12:45	27.77	92.8	6.04	4.1	SR9	15/10/2014 18:45	27.57	93.3	6.10	3.9
SR9	15/10/2014 0:50	27.42	82.8	**5.42**	3.7	SR9	15/10/2014 6:50	27.31	84.1	**5.52**	**4.8**	SR9	15/10/2014 12:50	27.74	91.6	5.97	4.1	SR9	15/10/2014 18:50	27.58	93.4	6.11	4.1
SR9	15/10/2014 0:55	27.42	82.5	**5.40**	3.7	SR9	15/10/2014 6:55	27.32	84.4	**5.54**	**5.5**	SR9	15/10/2014 12:55	27.78	92.6	6.03	4.0	SR9	15/10/2014 18:55	27.57	93.4	6.11	3.9
SR9	15/10/2014 1:00	27.42	82.6	**5.41**	3.9	SR9	15/10/2014 7:00	27.31	84.6	**5.55**	**5.3**	SR9	15/10/2014 13:00	27.75	93.3	6.08	3.8	SR9	15/10/2014 19:00	27.55	92.3	6.03	4.3
SR9	15/10/2014 1:05	27.41	82.1	**5.38**	4.1	SR9	15/10/2014 7:05	27.30	83.8	**5.50**	**4.8**	SR9	15/10/2014 13:05	27.74	93.4	6.09	3.5	SR9	15/10/2014 19:05	27.54	92.3	6.04	4.0
SR9	15/10/2014 1:10	27.41	81.7	**5.36**	4.2	SR9	15/10/2014 7:10	27.28	83.2	**5.46**	**5.0**	SR9	15/10/2014 13:10	27.74	91.9	5.99	4.5	SR9	15/10/2014 19:10	27.53	91.6	6.00	4.2
SR9	15/10/2014 1:15	27.42	81.4	**5.33**	4.3	SR9	15/10/2014 7:15	27.32	84.2	**5.53**	**5.3**	SR9	15/10/2014 13:15	27.79	93.6	6.09	3.5	SR9	15/10/2014 19:15	27.52	92.0	6.02	4.1
SR9	15/10/2014 1:20	27.40	80.6	**5.28**	4.2	SR9	15/10/2014 7:20	27.29	83.5	**5.48**	**4.9**	SR9	15/10/2014 13:20	27.81	95.0	6.19	3.2	SR9	15/10/2014 19:20	27.50	90.9	**5.95**	4.6
SR9	15/10/2014 1:25	27.40	80.4	**5.27**	4.3	SR9	15/10/2014 7:25	27.31	83.2	**5.46**	**5.8**	SR9	15/10/2014 13:25	27.74	93.7	6.11	3.7	SR9	15/10/2014 19:25	27.49	91.3	5.98	4.2
SR9	15/10/2014 1:30	27.40	80.5	**5.28**	4.5	SR9	15/10/2014 7:30	27.31	83.8	**5.50**	**5.7**	SR9	15/10/2014 13:30	27.78	93.2	6.07	3.3	SR9	15/10/2014 19:30	27.47	90.7	**5.94**	4.2
SR9	15/10/2014 1:35	27.39	80.2	**5.26**	4.7	SR9	15/10/2014 7:35	27.29	83.2	**5.46**	**5.3**	SR9	15/10/2014 13:35	27.79	90.5	**5.90**	3.3	SR9	15/10/2014 19:35	27.47	89.9	**5.89**	4.7
SR9	15/10/2014 1:40	27.37	80.1	**5.25**	4.3	SR9	15/10/2014 7:40	27.31	82.9	**5.44**	**5.0**	SR9	15/10/2014 13:40	27.75	87.5	**5.70**	3.7	SR9	15/10/2014 19:40	27.48	90.8	**5.95**	4.5
SR9	15/10/2014 1:45	27.37	80.2	**5.26**	4.6	SR9	15/10/2014 7:45	27.30	82.4	**5.41**	**4.8**	SR9	15/10/2014 13:45	27.76	89.3	**5.82**	4.0	SR9	15/10/2014 19:45	27.46	89.7	**5.88**	4.3
SR9	15/10/2014 1:50	27.37	81.2	**5.32**	4.2	SR9	15/10/2014 7:50	27.29	84.1	**5.52**	**4.9**	SR9	15/10/2014 13:50	27.70	91.0	**5.94**	4.1	SR9	15/10/2014 19:50	27.45	89.5	**5.87**	4.2
SR9	15/10/2014 1:55	27.37	83.5	**5.48**	4.3	SR9	15/10/2014 7:55	27.29	83.2	**5.46**	**5.1**	SR9	15/10/2014 13:55	27.68	92.6	6.04	**4.8**	SR9	15/10/2014 19:55	27.45	89.4	**5.85**	4.1
SR9	15/10/2014 2:00	27.38	83.8	**5.49**	4.4	SR9	15/10/2014 8:00	27.31	83.6	**5.48**	**6.5**	SR9	15/10/2014 14:00	27.71	94.3	6.15	4.1	SR9	15/10/2014 20:00	27.45	89.5	**5.86**	3.9
SR9	15/10/2014 2:05	27.36	83.9	**5.50**	4.1	SR9	15/10/2014 8:05	27.30	83.2	**5.46**	**5.5**	SR9	15/10/2014 14:05	27.73	93.6	6.10	3.7	SR9	15/10/2014 20:05	27.46	89.7	**5.87**	3.8
SR9	15/10/2014 2:10	27.39	85.0	**5.57**	4.2	SR9	15/10/2014 8:10	27.29	82.6	**5.42**	**5.3**	SR9	15/10/2014 14:10	27.76	93.5	6.09	3.6	SR9	15/10/2014 20:10	27.46	89.6	**5.87**	4.4
SR9	15/10/2014 2:15	27.41	84.8	**5.55**	4.4	SR9	15/10/2014 8:15	27.29	82.3	**5.40**	**5.3**	SR9	15/10/2014 14:15	27.80	92.9	6.05	3.2	SR9	15/10/2014 20:15	27.50	87.8	**5.75**	**5.2**
SR9	15/10/2014 2:20	27.39	84.4	**5.53**	4.3	SR9	15/10/2014 8:20	27.29	82.4	**5.41**	**5.0**	SR9	15/10/2014 14:20	27.77	91.4	**5.95**	3.6	SR9	15/10/2014 20:20	27.49	87.8	**5.75**	4.1
SR9	15/10/2014 2:25	27.37	83.3	**5.46**	4.6	SR9	15/10/2014 8:25	27.30	82.0	**5.38**	**5.2**	SR9	15/10/2014 14:25	27.79	93.2	6.07	3.2	SR9	15/10/2014 20:25	27.47	88.2	**5.77**	4.0
SR9	15/10/2014 2:30	27.39	83.7	**5.49**	4.3	SR9	15/10/2014 8:30	27.29	81.8	**5.37**	**5.2**	SR9	15/10/2014 14:30	27.83	93.2	6.07	3.1	SR9	15/10/2014 20:30	27.47	87.8	**5.75**	4.0
SR9	15/10/2014 2:35	27.39	83.8	**5.50**	**5.2**	SR9	15/10/2014 8:35	27.29	81.3	**5.34**	**5.0**	SR9	15/10/2014 14:35	27.83	92.6	6.02	3.3	SR9	15/10/2014 20:35	27.57	90.5	**5.91**	4.6
SR9	15/10/2014 2:40	27.37	84.0	**5.51**	4.3	SR9	15/10/2014 8:40	27.29	81.6	**5.36**	**5.6**	SR9	15/10/2014 14:40	27.88	94.4	6.14	3.0	SR9	15/10/2014 20:40	27.53	87.9	**5.75**	4.3
SR9	15/10/2014 2:45	27.38	85.0	**5.57**	4.3	SR9	15/10/2014 8:45	27.29	82.0	**5.39**	**5.4**	SR9	15/10/2014 14:45	27.89	95.5	6.21	3.2	SR9	15/10/2014 20:45	27.50	86.9	**5.69**	3.9
SR9	15/10/2014 2:50	27.39	84.4	**5.53**	4.1	SR9	15/10/2014 8:50	27.30	82.1	**5.39**	**5.3**	SR9	15/10/2014 14:50	27.88	94.2	6.12	2.9	SR9	15/10/2014 20:50	27.51	87.0	**5.69**	3.6
SR9	15/10/2014 2:55	27.39	84.4	**5.53**	4.0	SR9	15/10/2014 8:55	27.30	81.2	**5.33**	**5.4**	SR9	15/10/2014 14:55	27.90	95.2	6.19	2.9	SR9	15/10/2014 20:55	27.55	87.4	**5.71**	4.1
SR9	15/10/2014 3:00	27.39	85.3	**5.59**	4.3	SR9	15/10/2014 9:00	27.31	81.9	**5.37**	**5.1**	SR9	15/10/2014 15:00	27.89	94.5	6.14	3.3	SR9	15/10/2014 21:00	27.54	87.0	**5.69**	4.0
SR9	15/10/2014 3:05	27.40	86.3	**5.65**	4.0	SR9	15/10/2014 9:05	27.31	81.9	**5.38**	**5.4**	SR9	15/10/2014 15:05	27.91	96.5	6.27	3.1	SR9	15/10/2014 21:05	27.54	87.0	**5.69**	4.5
SR9	15/10/2014 3:10	27.39	86.1	**5.64**	3.8	SR9	15/10/2014 9:10	27.33	82.7	**5.43**	**6.3**	SR9	15/10/2014 15:10	27.85	93.9	6.11	3.5	SR9	15/10/2014 21:10	27.46	87.6	**5.74**	4.3
SR9	15/10/2014 3:15	27.41	86.5	**5.66**	**5.0**	SR9	15/10/2014 9:15	27.32	82.0	**5.38**	**5.9**	SR9	15/10/2014 15:15	27.86	95.2	6.19	3.1	SR9	15/10/2014 21:15	27.48	86.8	**5.68**	4.2
SR9	15/10/2014 3:20	27.38	86.4	**5.66**	4.1	SR9	15/10/2014 9:20	27.33	81.5	**5.35**	**5.6**	SR9	15/10/2014 15:20	27.87	95.4	6.20	3.0	SR9	15/10/2014 21:20	27.47	85.9	**5.63**	3.8
SR9	15/10/2014 3:25	27.36	86.2	**5.65**	3.5	SR9	15/10/2014 9:25	27.34	81.5	**5.34**	**7.5**	SR9	15/10/2014 15:25	27.80	93.0	6.05	3.5	SR9	15/10/2014 21:25	27.50	84.9	**5.55**	4.2
SR9	15/10/2014 3:30	27.38	85.9	**5.63**	3.7	SR9	15/10/2014 9:30	27.34	82.6	**5.42**	**5.6**	SR9	15/10/2014 15:30	27.78	92.4	6.02	3.7	SR9	15/10/2014 21:30	27.48	86.1	**5.64**	4.5
SR9	15/10/2014 3:35	27.40	86.0	**5.63**	3.8	SR9	15/10/2014 9:35	27.34	83.1	**5.45**	**5.7**	SR9	15/10/2014 15:35	27.80	94.4	6.15	3.1	SR9	15/10/2014 21:35	27.47	87.0	**5.70**	4.4
SR9	15/10/2014 3:40	27.40	86.1	**5.64**	4.7	SR9	15/10/2014 9:40	27.35	83.3	**5.46**	**5.6**	SR9	15/10/2014 15:40	27.78	93.5	6.09	3.5	SR9	15/10/2014 21:40	27.47	88.5	**5.80**	4.6
SR9	15/10/2014 3:45	27.40	85.8	**5.62**	4.4	SR9	15/10/2014 9:45	27.35	83.0	**5.44**	**5.2**	SR9	15/10/2014 15:45	27.75	95.0	6.19	3.7	SR9	15/10/2014 21:45	27.47	87.5	**5.73**	**4.8**
SR9	15/10/2014 3:50	27.40	85.7	**5.61**	4.4	SR9	15/10/2014 9:50	27.34	80.9	**5.31**	**7.6**	SR9	15/10/2014 15:50	27.74	96.7	6.30	3.9	SR9	15/10/2014 21:50	27.47	87.6	**5.74**	**5.0**
SR9	15/10/2014 3:55	27.39	85.7	**5.62**	4.2	SR9	15/10/2014 9:55	27.35	80.5	**5.28**	**7.9**	SR9	15/10/2014 15:55	27.79	97.8	6.37	3.4	SR9	15/10/2014 21:55	27.46	88.4	**5.79**	4.5
SR9	15/10/2014 4:00	27.36	88.7	**5.82**	3.8	SR9	15/10/2014 10:00	27.35	79.4	**5.21**	**8.2**	SR9	15/10/2014 16:00	27.80	97.3	6.33	4.1	SR9	15/10/2014 22:00	27.47	87.9	**5.76**	**4.9**
SR9	15/10/2014 4:05	27.35	89.2	**5.85**	4.2	SR9	15/10/2014 10:05	27.36	78.4	**5.14**	**8.7**	SR9	15/10/2014 16:05	27.82	96.6	6.29	3.3	SR9	15/10/2014 22:05	27.45	87.0	**5.70**	4.7
SR9	15/10/2014 4:10	27.37	88.9	**5.83**	3.5	SR9	15/10/2014 10:10	27.36	78.0	**5.12**	**8.9**	SR9	15/10/2014 16:10	27.79	96.2	6.27	3.8	SR9	15/10/2014 22:10	27.46	84.1	**5.51**	4.7
SR9	15/10/2014 4:15	27.38	89.0	**5.83**	3.7	SR9	15/10/2014 10:15	27.39	78.9	**5.17**	**7.1**	SR9	15/10/2014 16:15	27.71	93.4	6.09	4.3	SR9	15/10/2014 22:15	27.47	82.4	**5.39**	**5.6**
SR9	15/10/2014 4:20	27.37	88.5	**5.80**	3.6	SR9	15/10/2014 10:20	27.40	79.4	**5.20**	**6.6**	SR9	15/10/2014 16:20	27.64	91.6	5.98	4.7	SR9	15/10/2014 22:20	27.46	83.8	**5.49**	**5.6**
SR9	15/10/2014 4:25	27.36	88.5	**5.80**	3.8	SR9	15/10/2014 10:25	27.37	78.5	**5.14**	**7.6**	SR9	15/10/2014 16:25	27.74	94.5	6.16	4.1	SR9	15/10/2014 22:25	27.47	82.4	**5.39**	**6.1**
SR9	15/10/2014 4:30	27.35	88.3	**5.79**	4.3	SR9	15/10/2014 10:30	27.40	80.5	**5.28**	**6.9**	SR9	15/10/2014 16:30	27.59	89.1	**5.82**	**4.9**	SR9	15/10/2014 22:30	27.47	82.5	**5.40**	**6.6**
SR9	15/10/2014 4:35	27.38	88.3	**5.79**	4.3	SR9	15/10/2014 10:35	27.39	79.9	**5.24**	**6.6**	SR9	15/10/2014 16:35	27.61	91.4	5.97	4.6	SR9	15/10/2014 22:35	27.52	78.8	**5.15**	**9.5**
SR9	15/10/2014 4:40	27.36	87.9	**5.76**	3.8	SR9	15/10/2014 10:40	27.44	82.8	**5.42**	**5.9**	SR9	15/10/2014 16:40	27.68	94.2	6.15	4.0	SR9	15/10/2014 22:40	27.49	79.0	**5.17**	**8.2**
SR9	15/10/2014 4:45	27.36	88.0	**5.77**	4.3	SR9	15/10/2014 10:45	27.45	84.4	**5.53**	**5.9**	SR9	15/10/2014 16:45	27.61	93.3	6.09	**4.9**	SR9	15/10/2014 22:45	27.46	79.3	**5.19**	**7.8**
SR9	15/10/2014 4:50	27.36	87.8	**5.76**	4.1	SR9	15/10/2014 10:50	27.49	85.2	**5.58**	**5.4**	SR9	15/10/2014 16:50	27.68	95.5	6.23	4.2	SR9	15/10/2014 22:50	27.47	78.8	**5.16**	**7.6**
SR9	15/10/2014 4:55	27.33	86.9	**5.70**	3.8	SR9	15/10/2014 10:55	27.44	83.9	**5.49**	**6.0**	SR9	15/10/2014 16:55	27.70	95.9	6.26	4.1	SR9	15/10/2014 22:55	27.49	77.0	**5.04**	**8.6**
SR9	15/10/2014 5:00	27.36	87.2	**5.72**	4.5	SR9	15/10/2014 11:00	27.45	84.1	**5.51**	**5.3**	SR9	15/10/2014 17:00	27.65	95.3	6.22	4.3	SR9	15/10/2014 23:00	27.49	76.5	**5.01**	**8.9**
SR9	15/10/2014 5:05	27.35	86.8	**5.70**	4.1	SR9	15/10/2014 11:05	27.44	83.9	**5.50**	**5.9**	SR9	15/10/2014 17:05	27.65	95.9	6.26	4.1	SR9	15/10/2014 23:05	27.50	75.2	**4.92**	**10.2**
SR9	15/10/2014 5:10	27.35	87.1	**5.71**	4.1	SR9	15/10/2014 11:10	27.43	83.2	**5.45**	**6.9**	SR9	15/10/2014 17:10	27.58	93.6	6.12	4.5	SR9	15/10/2014 23:10	27.48	75.3	**4.93**	**9.5**
SR9	15/10/2014 5:15	27.34	86.8	**5.69**	**5.0**	SR9	15/10/2014 11:15	27.44	81.9	**5.36**	**6.7**	SR9	15/10/2014 17:15	27.61	93.8	6.12	4.4	SR9	15/10/2014 23:15	27.50	75.9	**4.96**	**9.4**
SR9	15/10/2014 5:20	27.36	86.6	**5.68**	4.0	SR9	15/10/2014 11:20	27.47	82.7	**5.41**	**6.2**	SR9	15/10/2014 17:20	27.61	93.9	6.13	4.0	SR9	15/10/2014 23:20	27.50	74.7	**4.89**	**11.5**
SR9	15/10/2014 5:25	27.37	86.4	**5.67**	4.4	SR9	15/10/2014 11:25	27.48	82.2	**5.38**	**6.0**	SR9	15/10/2014 17:25	27.61	94.6	6.18	3.8	SR9	15/10/2014 23:25	27.50	74.8	**4.90**	**10.3**
SR9	15/10/2014 5:30	27.35	86.4	**5.67**	4.2	SR9	15/10/2014 11:30	27.51	84.6	**5.53**	**6.1**	SR9	15/10/2014 17:30	27.60	94.0	6.14	3.7	SR9	15/10/2014 23:30	27.50	74.9	**4.90**	**10.1**
SR9	15/10/2014 5:35	27.34	86.1	**5.65**	4.2	SR9	15/10/2014 11:35	27.50	84.0	**5.50**	**5.7**	SR9	15/10/2014 17:35	27.62	94.8	6.19	4.1	SR9	15/10/2014 23:35	27.51	74.1	**4.85**	**10.2**
SR9	15/10/2014 5:40	27.35	86.4	**5.67**	4.4	SR9	15/10/2014 11:40	27.53	84.6	**5.53**	**5.1**	SR9	15/10/2014 17:40	27.65	95.7	6.24	3.9	SR9	15/10/2014 23:40	27.51	76.8	**5.02**	**9.7**
SR9	15/10/2014 5:45	27.31	86.0	**5.64**	4.5	SR9	15/10/2014 11:45	27.58	85.8	**5.60**	**5.1**	SR9	15/10/2014 17:45	27.67	97.5	6.36	3.9	SR9	15/10/2014 23:45	27.50	73.7	**4.82**	**10.3**
SR9	15/10/2014 5:50	27.35	86.4	**5.67**	4.5	SR9	15/10/2014 11:50	27.54	85.8	**5.61**	**5.3**	SR9	15/10/2014 17:50	27.67	96.3	6.28	3.9	SR9	15/10/2014 23:50	27.50	73.7	**4.82**	**9.9**
SR9	15/10/2014 5:55	27.35	86.2	**5.65**	4.4	SR9	15/10/2014 11:55	27.57	85.8	**5.61**	**5.2**	SR9	15/10/2014 17:55	27.69	97.8	6.38	3.8	SR9	15/10/2014 23:55	27.50	78.0	**5.11**	**8.8**

Station	Timestamp	Temp (°C)	DO (%)	DO (mg/L)	Tur (NTU)	Station	Timestamp	Temp (°C)	DO (%)	DO (mg/L)	Tur (NTU)	Station	Timestamp	Temp (°C)	DO (%)	DO (mg/L)	Tur (NTU)	Station	Timestamp	Temp (°C)	DO (%)	DO (mg/L)	Tur (NTU)
SR10	15/10/2014 0:00	28.32	84.9	**5.53**	2.7	SR10	15/10/2014 6:00	28.26	78.4	**5.12**	3.4	SR10	15/10/2014 12:00	28.28	82.8	**5.42**	1.3	SR10	15/10/2014 18:00	28.23	74.0	**4.85**	2.8
SR10	15/10/2014 0:05	28.31	85.3	**5.56**	2.2	SR10	15/10/2014 6:05	28.25	80.2	**5.24**	2.9	SR10	15/10/2014 12:05	28.26	81.9	**5.37**	1.5	SR10	15/10/2014 18:05	28.23	76.0	**4.98**	2.2
SR10	15/10/2014 0:10	28.32	85.2	**5.56**	2.5	SR10	15/10/2014 6:10	28.24	80.7	**5.27**	2.8	SR10	15/10/2014 12:10	28.30	83.4	**5.46**	1.3	SR10	15/10/2014 18:10	28.24	76.9	**5.04**	2.2
SR10	15/10/2014 0:15	28.30	84.9	**5.54**	2.8	SR10	15/10/2014 6:15	28.24	82.1	**5.36**	3.2	SR10	15/10/2014 12:15	28.31	85.3	**5.59**	1.3	SR10	15/10/2014 18:15	28.25	79.2	**5.19**	2.0
SR10	15/10/2014 0:20	28.31	84.9	**5.53**	2.7	SR10	15/10/2014 6:20	28.24	79.6	**5.20**	3.2	SR10	15/10/2014 12:20	28.29	85.2	**5.58**	1.6	SR10	15/10/2014 18:20	28.26	81.2	**5.31**	2.0
SR10	15/10/2014 0:25	28.31	85.0	**5.55**	3.7	SR10	15/10/2014 6:25	28.25	77.9	**5.09**	3.2	SR10	15/10/2014 12:25	28.31	83.1	**5.44**	1.5	SR10	15/10/2014 18:25	28.25	83.3	**5.45**	1.9
SR10	15/10/2014 0:30	28.30	85.2	**5.56**	2.5	SR10	15/10/2014 6:30	28.24	79.0	**5.16**	3.0	SR10	15/10/2014 12:30	28.27	82.4	**5.40**	1.9	SR10	15/10/2014 18:30	28.29	84.6	**5.54**	2.3
SR10	15/10/2014 0:35	28.30	85.6	**5.58**	2.3	SR10	15/10/2014 6:35	28.23	79.6	**5.20**	3.3	SR10	15/10/2014 12:35	28.27	82.0	**5.37**	1.3	SR10	15/10/2014 18:35	28.27	80.7	**5.28**	2.0
SR10	15/10/2014 0:40	28.29	85.6	**5.59**	2.4	SR10	15/10/2014 6:40	28.24	77.8	**5.08**	2.8	SR10	15/10/2014 12:40	28.24	79.3	**5.19**	1.3	SR10	15/10/2014 18:40	28.27	79.9	**5.23**	1.9
SR10	15/10/2014 0:45	28.30	85.5	**5.57**	2.3	SR10	15/10/2014 6:45	28.24	77.9	**5.09**	3.4	SR10	15/10/2014 12:45	28.24	82.8	**5.42**	1.3	SR10	15/10/2014 18:45	28.28	78.9	**5.17**	2.5
SR10	15/10/2014 0:50	28.30	85.3	**5.57**	2.0	SR10	15/10/2014 6:50	28.25	77.5	**5.06**	3.9	SR10	15/10/2014 12:50	28.27	85.8	**5.62**	1.5	SR10	15/10/2014 18:50	28.27	75.3	**4.93**	2.0
SR10	15/10/2014 0:55	28.29	85.2	**5.56**	2.6	SR10	15/10/2014 6:55	28.24	78.2	**5.11**	3.8	SR10	15/10/2014 12:55	28.24	81.6	**5.35**	1.4	SR10	15/10/2014 18:55	28.27	76.8	**5.03**	1.9
SR10	15/10/2014 1:00	28.30	85.2	**5.56**	2.5	SR10	15/10/2014 7:00	28.24	78.1	**5.10**	**6.1**	SR10	15/10/2014 13:00	28.25	78.5	**5.15**	1.8	SR10	15/10/2014 19:00	28.27	73.1	**4.78**	2.0
SR10	15/10/2014 1:05	28.30	85.1	**5.55**	2.4	SR10	15/10/2014 7:05	28.22	81.7	**5.34**	3.0	SR10	15/10/2014 13:05	28.25	79.8	**5.23**	1.4	SR10	15/10/2014 19:05	28.26	72.1	**4.72**	1.9
SR10	15/10/2014 1:10	28.31	85.4	**5.57**	2.3	SR10	15/10/2014 7:10	28.23	81.4	**5.32**	3.3	SR10	15/10/2014 13:10	28.26	78.5	**5.14**	1.4	SR10	15/10/2014 19:10	28.24	75.0	**4.91**	1.7
SR10	15/10/2014 1:15	28.32	85.8	**5.60**	2.4	SR10	15/10/2014 7:15	28.15	84.1	**5.51**	2.5	SR10	15/10/2014 13:15	28.26	79.6	**5.21**	1.3	SR10	15/10/2014 19:15	28.23	74.7	**4.90**	1.8
SR10	15/10/2014 1:20	28.31	85.7	**5.59**	2.5	SR10	15/10/2014 7:20	28.13	83.7	**5.49**	2.2	SR10	15/10/2014 13:20	28.24	80.3	**5.26**	1.4	SR10	15/10/2014 19:20	28.24	71.4	**4.68**	1.9
SR10	15/10/2014 1:25	28.31	85.1	**5.55**	2.3	SR10	15/10/2014 7:25	28.12	83.7	**5.49**	1.8	SR10	15/10/2014 13:25	28.24	83.2	**5.46**	1.5	SR10	15/10/2014 19:25	28.23	71.5	**4.69**	1.9
SR10	15/10/2014 1:30	28.30	84.7	**5.52**	2.2	SR10	15/10/2014 7:30	28.13	83.8	**5.49**	2.2	SR10	15/10/2014 13:30	28.25	85.6	**5.61**	1.7	SR10	15/10/2014 19:30	28.23	72.5	**4.75**	1.6
SR10	15/10/2014 1:35	28.31	83.9	**5.47**	2.4	SR10	15/10/2014 7:35	28.13	83.8	**5.49**	2.2	SR10	15/10/2014 13:35	28.24	83.7	**5.49**	1.9	SR10	15/10/2014 19:35	28.24	79.3	**5.20**	1.9
SR10	15/10/2014 1:40	28.30	82.2	**5.36**	2.9	SR10	15/10/2014 7:40	28.09	83.8	**5.50**	2.1	SR10	15/10/2014 13:40	28.23	85.0	**5.57**	1.2	SR10	15/10/2014 19:40	28.23	72.9	**4.78**	1.7
SR10	15/10/2014 1:45	28.31	81.5	**5.32**	2.8	SR10	15/10/2014 7:45	28.12	83.8	**5.49**	2.2	SR10	15/10/2014 13:45	28.22	79.3	**5.20**	1.6	SR10	15/10/2014 19:45	28.24	74.5	**4.88**	1.7
SR10	15/10/2014 1:50	28.30	81.4	**5.31**	3.0	SR10	15/10/2014 7:50	28.15	83.6	**5.48**	2.3	SR10	15/10/2014 13:50	28.30	82.0	**5.37**	1.2	SR10	15/10/2014 19:50	28.24	73.0	**4.79**	1.7
SR10	15/10/2014 1:55	28.30	81.4	**5.31**	2.8	SR10	15/10/2014 7:55	28.14	83.6	**5.48**	2.4	SR10	15/10/2014 13:55	28.26	81.0	**5.31**	1.3	SR10	15/10/2014 19:55	28.24	76.2	**4.99**	2.0
SR10	15/10/2014 2:00	28.30	81.5	**5.32**	2.9	SR10	15/10/2014 8:00	28.10	83.5	**5.47**	2.7	SR10	15/10/2014 14:00	28.23	84.5	**5.54**	1.7	SR10	15/10/2014 20:00	28.22	75.4	**4.95**	1.8
SR10	15/10/2014 2:05	28.29	79.1	**5.16**	3.0	SR10	15/10/2014 8:05	28.11	83.4	**5.47**	3.2	SR10	15/10/2014 14:05	28.22	81.5	**5.35**	1.4	SR10	15/10/2014 20:05	28.23	73.0	**4.78**	1.8
SR10	15/10/2014 2:10	28.29	79.3	**5.18**	3.7	SR10	15/10/2014 8:10	28.10	83.4	**5.48**	2.2	SR10	15/10/2014 14:10	28.22	83.7	**5.49**	1.4	SR10	15/10/2014 20:10	28.21	77.4	**5.07**	1.8
SR10	15/10/2014 2:15	28.29	78.1	**5.09**	2.5	SR10	15/10/2014 8:15	28.11	83.3	**5.47**	2.3	SR10	15/10/2014 14:15	28.23	82.3	**5.40**	1.2	SR10	15/10/2014 20:15	28.21	76.8	**5.04**	1.7
SR10	15/10/2014 2:20	28.29	77.7	**5.07**	2.5	SR10	15/10/2014 8:20	28.08	83.5	**5.48**	2.5	SR10	15/10/2014 14:20	28.23	80.9	**5.30**	1.9	SR10	15/10/2014 20:20	28.20	75.0	**4.92**	1.8
SR10	15/10/2014 2:25	28.31	76.6	**5.00**	3.3	SR10	15/10/2014 8:25	28.05	83.3	**5.47**	2.6	SR10	15/10/2014 14:25	28.21	79.5	**5.22**	1.8	SR10	15/10/2014 20:25	28.21	75.0	**4.92**	2.0
SR10	15/10/2014 2:30	28.30	77.2	**5.04**	2.9	SR10	15/10/2014 8:30	28.08	83.0	**5.45**	2.7	SR10	15/10/2014 14:30	28.23	79.7	**5.23**	1.6	SR10	15/10/2014 20:30	28.19	75.8	**4.97**	1.7
SR10	15/10/2014 2:35	28.30	77.5	**5.06**	3.0	SR10	15/10/2014 8:35	28.12	82.7	**5.42**	2.6	SR10	15/10/2014 14:35	28.24	78.3	**5.13**	1.5	SR10	15/10/2014 20:35	28.17	79.8	**5.24**	1.6
SR10	15/10/2014 2:40	28.30	77.0	**5.03**	3.1	SR10	15/10/2014 8:40	28.07	83.2	**5.46**	2.8	SR10	15/10/2014 14:40	28.27	79.3	**5.19**	1.2	SR10	15/10/2014 20:40	28.16	78.1	**5.13**	1.6
SR10	15/10/2014 2:45	28.31	78.8	**5.14**	3.4	SR10	15/10/2014 8:45	28.05	83.2	**5.47**	2.7	SR10	15/10/2014 14:45	28.25	77.4	**5.07**	1.6	SR10	15/10/2014 20:45	28.18	75.1	**4.93**	1.9
SR10	15/10/2014 2:50	28.31	76.3	**4.98**	3.6	SR10	15/10/2014 8:50	28.03	83.2	**5.47**	2.6	SR10	15/10/2014 14:50	28.27	78.7	**5.16**	1.5	SR10	15/10/2014 20:50	28.14	79.4	**5.22**	1.7
SR10	15/10/2014 2:55	28.31	73.5	**4.80**	3.3	SR10	15/10/2014 8:55	28.06	83.2	**5.47**	2.4	SR10	15/10/2014 14:55	28.27	81.7	**5.35**	1.6	SR10	15/10/2014 20:55	28.15	80.2	**5.27**	1.7
SR10	15/10/2014 3:00	28.30	75.0	**4.89**	2.8	SR10	15/10/2014 9:00	28.09	82.8	**5.44**	2.8	SR10	15/10/2014 15:00	28.25	77.7	**5.09**	1.9	SR10	15/10/2014 21:00	28.13	82.2	**5.40**	1.6
SR10	15/10/2014 3:05	28.30	76.0	**4.96**	3.1	SR10	15/10/2014 9:05	28.09	83.2	**5.46**	2.5	SR10	15/10/2014 15:05	28.25	79.1	**5.18**	1.6	SR10	15/10/2014 21:05	28.12	83.4	**5.48**	1.8
SR10	15/10/2014 3:10	28.32	77.9	**5.08**	**5.7**	SR10	15/10/2014 9:10	28.05	83.2	**5.47**	2.4	SR10	15/10/2014 15:10	28.26	78.0	**5.11**	1.7	SR10	15/10/2014 21:10	28.12	83.9	**5.51**	1.6
SR10	15/10/2014 3:15	28.31	77.2	**5.04**	3.6	SR10	15/10/2014 9:15	28.05	83.3	**5.47**	2.8	SR10	15/10/2014 15:15	28.26	81.5	**5.34**	2.9	SR10	15/10/2014 21:15	28.13	84.1	**5.53**	1.9
SR10	15/10/2014 3:20	28.31	80.4	**5.25**	3.1	SR10	15/10/2014 9:20	28.08	83.2	**5.47**	2.9	SR10	15/10/2014 15:20	28.27	83.6	**5.48**	2.0	SR10	15/10/2014 21:20	28.12	84.6	**5.56**	1.9
SR10	15/10/2014 3:25	28.30	83.1	**5.43**	2.6	SR10	15/10/2014 9:25	28.09	82.8	**5.44**	2.6	SR10	15/10/2014 15:25	28.27	79.9	**5.24**	2.7	SR10	15/10/2014 21:25	28.14	84.0	**5.52**	1.9
SR10	15/10/2014 3:30	28.29	82.4	**5.38**	2.6	SR10	15/10/2014 9:30	28.06	83.4	**5.48**	2.5	SR10	15/10/2014 15:30	28.26	80.4	**5.27**	2.6	SR10	15/10/2014 21:30	28.13	83.8	**5.50**	2.3
SR10	15/10/2014 3:35	28.29	83.3	**5.44**	2.4	SR10	15/10/2014 9:35	28.10	83.1	**5.45**	2.4	SR10	15/10/2014 15:35	28.25	80.0	**5.25**	2.4	SR10	15/10/2014 21:35	28.14	81.8	**5.37**	3.5
SR10	15/10/2014 3:40	28.28	83.6	**5.46**	2.6	SR10	15/10/2014 9:40	28.08	83.2	**5.46**	2.3	SR10	15/10/2014 15:40	28.28	76.9	**5.04**	2.1	SR10	15/10/2014 21:40	28.15	79.7	**5.23**	3.7
SR10	15/10/2014 3:45	28.29	82.7	**5.40**	3.0	SR10	15/10/2014 9:45	28.09	83.2	**5.46**	2.9	SR10	15/10/2014 15:45	28.30	76.1	**4.99**	2.0	SR10	15/10/2014 21:45	28.07	83.9	**5.52**	3.2
SR10	15/10/2014 3:50	28.29	82.2	**5.37**	2.5	SR10	15/10/2014 9:50	28.10	83.6	**5.49**	2.2	SR10	15/10/2014 15:50	28.29	72.0	**4.72**	2.0	SR10	15/10/2014 21:50	28.06	83.7	**5.50**	3.4
SR10	15/10/2014 3:55	28.29	78.9	**5.15**	3.2	SR10	15/10/2014 9:55	28.10	83.6	**5.48**	3.1	SR10	15/10/2014 15:55	28.30	71.8	**4.71**	2.6	SR10	15/10/2014 21:55	28.10	83.9	**5.51**	3.2
SR10	15/10/2014 4:00	28.29	79.9	**5.22**	2.8	SR10	15/10/2014 10:00	28.14	84.2	**5.52**	2.8	SR10	15/10/2014 16:00	28.29	71.9	**4.71**	1.9	SR10	15/10/2014 22:00	28.02	82.8	**5.44**	3.9
SR10	15/10/2014 4:05	28.29	82.8	**5.41**	3.0	SR10	15/10/2014 10:05	28.15	83.7	**5.49**	2.7	SR10	15/10/2014 16:05	28.29	75.9	**4.98**	2.1	SR10	15/10/2014 22:05	27.96	82.5	**5.43**	4.3
SR10	15/10/2014 4:10	28.29	79.6	**5.20**	3.4	SR10	15/10/2014 10:10	28.14	83.4	**5.47**	2.6	SR10	15/10/2014 16:10	28.29	79.0	**5.18**	2.0	SR10	15/10/2014 22:10	27.97	81.4	**5.36**	4.5
SR10	15/10/2014 4:15	28.29	81.9	**5.34**	3.9	SR10	15/10/2014 10:15	28.15	83.3	**5.46**	2.7	SR10	15/10/2014 16:15	28.29	71.1	**4.66**	2.8	SR10	15/10/2014 22:15	28.06	79.2	**5.20**	3.4
SR10	15/10/2014 4:20	28.30	81.0	**5.29**	3.2	SR10	15/10/2014 10:20	28.14	83.3	**5.46**	2.9	SR10	15/10/2014 16:20	28.28	72.1	**4.72**	3.2	SR10	15/10/2014 22:20	28.05	80.6	**5.30**	3.4
SR10	15/10/2014 4:25	28.29	81.5	**5.32**	3.5	SR10	15/10/2014 10:25	28.14	82.4	**5.41**	4.1	SR10	15/10/2014 16:25	28.27	74.1	**4.85**	3.3	SR10	15/10/2014 22:25	28.04	78.8	**5.18**	3.4
SR10	15/10/2014 4:30	28.30	80.4	**5.24**	3.8	SR10	15/10/2014 10:30	28.14	79.8	**5.23**	3.3	SR10	15/10/2014 16:30	28.26	75.6	**4.95**	2.7	SR10	15/10/2014 22:30	28.05	79.9	**5.25**	3.3
SR10	15/10/2014 4:35	28.29	81.5	**5.32**	3.5	SR10	15/10/2014 10:35	28.16	83.6	**5.47**	2.7	SR10	15/10/2014 16:35	28.27	71.5	**4.69**	2.3	SR10	15/10/2014 22:35	28.07	77.6	**5.09**	3.0
SR10	15/10/2014 4:40	28.29	80.1	**5.23**	4.0	SR10	15/10/2014 10:40	28.17	83.5	**5.47**	2.5	SR10	15/10/2014 16:40	28.28	71.3	**4.67**	2.4	SR10	15/10/2014 22:40	28.06	78.0	**5.13**	1.9
SR10	15/10/2014 4:45	28.29	80.7	**5.27**	3.2	SR10	15/10/2014 10:45	28.18	84.0	**5.50**	2.3	SR10	15/10/2014 16:45	28.27	71.5	**4.69**	2.5	SR10	15/10/2014 22:45	28.09	78.0	**5.12**	2.5
SR10	15/10/2014 4:50	28.29	82.2	**5.36**	3.2	SR10	15/10/2014 10:50	28.18	84.0	**5.50**	2.9	SR10	15/10/2014 16:50	28.27	69.4	**4.55**	2.4	SR10	15/10/2014 22:50	28.08	77.7	**5.10**	2.0
SR10	15/10/2014 4:55	28.29	81.0	**5.29**	3.5	SR10	15/10/2014 10:55	28.17	83.0	**5.43**	2.5	SR10	15/10/2014 16:55	28.26	71.3	**4.67**	2.7	SR10	15/10/2014 22:55	28.07	78.9	**5.18**	1.8
SR10	15/10/2014 5:00	28.28	82.1	**5.36**	3.9	SR10	15/10/2014 11:00	28.20	83.7	**5.48**	2.7	SR10	15/10/2014 17:00	28.27	71.3	**4.67**	2.3	SR10	15/10/2014 23:00	28.11	76.6	**5.02**	3.5
SR10	15/10/2014 5:05	28.28	81.5	**5.32**	3.4	SR10	15/10/2014 11:05	28.20	84.1	**5.51**	2.1	SR10	15/10/2014 17:05	28.27	69.9	**4.58**	2.2	SR10	15/10/2014 23:05	28.11	76.4	**5.02**	4.2
SR10	15/10/2014 5:10	28.29	80.7	**5.27**	3.7	SR10	15/10/2014 11:10	28.21	84.1	**5.51**	2.3	SR10	15/10/2014 17:10	28.27	75.7	**4.96**	1.9	SR10	15/10/2014 23:10	28.09	78.0	**5.12**	2.1
SR10	15/10/2014 5:15	28.28	80.7	**5.27**	3.2	SR10	15/10/2014 11:15	28.21	84.1	**5.51**	2.3	SR10	15/10/2014 17:15	28.26	74.1	**4.86**	2.4	SR10	15/10/2014 23:15	28.08	77.5	**5.09**	2.2
SR10	15/10/2014 5:20	28.28	79.8	**5.21**	3.5	SR10	15/10/2014 11:20	28.18	78.9	**5.17**	2.3	SR10	15/10/2014 17:20	28.26	72.0	**4.72**	2.5	SR10	15/10/2014 23:20	28.08	76.0	**4.99**	4.1
SR10	15/10/2014 5:25	28.26	81.6	**5.33**	3.1	SR10	15/10/2014 11:25	28.18	82.3	**5.39**	2.4	SR10	15/10/2014 17:25	28.26	71.4	**4.68**	2.6	SR10	15/10/2014 23:25	28.11	78.8	**5.17**	2.9
SR10	15/10/2014 5:30	28.27	79.5	**5.19**	**4.9**	SR10	15/10/2014 11:30	28.18	80.6	**5.28**	2.0	SR10	15/10/2014 17:30	28.26	71.4	**4.68**	2.2	SR10	15/10/2014 23:30	28.09	76.1	**5.00**	2.0
SR10	15/10/2014 5:35	28.28	78.6	**5.13**	3.6	SR10	15/10/2014 11:35	28.19	79.7	**5.22**	1.8	SR10	15/10/2014 17:35	28.26	69.4	**4.55**	2.1	SR10	15/10/2014 23:35	28.08	76.2	**5.00**	2.2
SR10	15/10/2014 5:40	28.26	79.4	**5.18**	3.0	SR10	15/10/2014 11:40	28.19	79.4	**5.21**	1.9	SR10	15/10/2014 17:40	28.26	71.1	**4.65**	2.2	SR10	15/10/2014 23:40	28.11	75.8	**4.98**	2.9
SR10	15/10/2014 5:45	28.26	79.1	**5.17**	2.8	SR10	15/10/2014 11:45	28.21	81.0	**5.31**	2.0	SR10	15/10/2014 17:45	28.25	70.6	**4.62**	2.3	SR10	15/10/2014 23:45	28.10	75.2	**4.94**	3.7
SR10	15/10/2014 5:50	28.26	78.8	**5.15**	3.2	SR10	15/10/2014 11:50	28.21	79.9	**5.24**	2.0	SR10	15/10/2014 17:50	28.25	68.5	**4.48**	2.1	SR10	15/10/2014 23:50	28.12	80.3	**5.27**	4.0
SR10	15/10/2014 5:55	28.26	77.9	**5.09**	3.1	SR10	15/10/2014 11:55	28.25	81.3	**5.33**	1.2	SR10	15/10/2014 17:55	28.24	75.3	**4.93**	2.7	SR10	15/10/2014 23:55	28.11	78.7	**5.17**	**11.0**

Station	Timestamp	Temp (°C)	DO (%)	DO (mg/L)	Tur (NTU)	Station	Timestamp	Temp (°C)	DO (%)	DO (mg/L)	Tur (NTU)	Station	Timestamp	Temp (°C)	DO (%)	DO (mg/L)	Tur (NTU)	Station	Timestamp	Temp (°C)	DO (%)	DO (mg/L)	Tur (NTU)
SR11	15/10/2014 0:00	28.41	74.7	**4.94**	0.7	SR11	15/10/2014 6:00	28.38	71.2	**4.71**	2.6	SR11	15/10/2014 12:00	28.37	86.6	**5.74**	1.5	SR11	15/10/2014 18:00	28.42	77.9	**5.16**	2.0
SR11	15/10/2014 0:05	28.41	70.4	**4.65**	0.9	SR11	15/10/2014 6:05	28.37	70.5	**4.66**	2.4	SR11	15/10/2014 12:05	28.37	86.7	**5.75**	1.7	SR11	15/10/2014 18:05	28.43	78.3	**5.19**	1.9
SR11	15/10/2014 0:10	28.42	71.9	**4.75**	0.8	SR11	15/10/2014 6:10	28.37	71.9	**4.75**	2.2	SR11	15/10/2014 12:10	28.37	85.7	**5.68**	1.7	SR11	15/10/2014 18:10	28.42	79.0	**5.23**	2.1
SR11	15/10/2014 0:15	28.42	75.3	**4.97**	1.0	SR11	15/10/2014 6:15	28.38	72.5	**4.79**	2.4	SR11	15/10/2014 12:15	28.38	86.2	**5.72**	2.4	SR11	15/10/2014 18:15	28.41	80.5	**5.33**	3.0
SR11	15/10/2014 0:20	28.41	74.9	**4.95**	0.7	SR11	15/10/2014 6:20	28.37	70.0	**4.63**	3.1	SR11	15/10/2014 12:20	28.38	86.2	**5.72**	2.0	SR11	15/10/2014 18:20	28.43	79.1	**5.24**	1.8
SR11	15/10/2014 0:25	28.40	74.9	**4.95**	1.3	SR11	15/10/2014 6:25	28.38	72.4	**4.79**	3.2	SR11	15/10/2014 12:25	28.38	86.1	**5.71**	1.6	SR11	15/10/2014 18:25	28.43	78.9	**5.23**	2.1
SR11	15/10/2014 0:30	28.41	74.0	**4.89**	1.0	SR11	15/10/2014 6:30	28.37	71.8	**4.75**	2.9	SR11	15/10/2014 12:30	28.40	86.0	**5.70**	1.7	SR11	15/10/2014 18:30	28.43	80.5	**5.33**	1.9
SR11	15/10/2014 0:35	28.41	71.7	**4.73**	1.0	SR11	15/10/2014 6:35	28.38	66.9	**4.42**	3.9	SR11	15/10/2014 12:35	28.41	86.3	**5.72**	1.6	SR11	15/10/2014 18:35	28.43	81.8	**5.42**	2.0
SR11	15/10/2014 0:40	28.41	72.3	**4.78**	1.1	SR11	15/10/2014 6:40	28.37	72.5	**4.79**	2.8	SR11	15/10/2014 12:40	28.42	86.6	**5.74**	1.8	SR11	15/10/2014 18:40	28.43	81.1	**5.37**	2.0
SR11	15/10/2014 0:45	28.41	75.4	**4.98**	0.8	SR11	15/10/2014 6:45	28.38	72.3	**4.78**	2.9	SR11	15/10/2014 12:45	28.43	87.0	**5.76**	1.6	SR11	15/10/2014 18:45	28.44	80.0	**5.30**	2.2
SR11	15/10/2014 0:50	28.40	74.0	**4.89**	1.0	SR11	15/10/2014 6:50	28.37	71.4	**4.72**	2.4	SR11	15/10/2014 12:50	28.44	87.2	**5.78**	1.3	SR11	15/10/2014 18:50	28.44	79.5	**5.26**	2.1
SR11	15/10/2014 0:55	28.40	74.4	**4.92**	0.8	SR11	15/10/2014 6:55	28.35	71.7	**4.74**	2.4	SR11	15/10/2014 12:55	28.43	87.5	**5.80**	1.4	SR11	15/10/2014 18:55	28.42	79.2	**5.25**	1.7
SR11	15/10/2014 1:00	28.40	73.8	**4.87**	0.7	SR11	15/10/2014 7:00	28.38	71.5	**4.73**	3.3	SR11	15/10/2014 13:00	28.43	87.4	**5.79**	1.9	SR11	15/10/2014 19:00	28.42	78.5	**5.20**	1.8
SR11	15/10/2014 1:05	28.40	72.5	**4.79**	0.8	SR11	15/10/2014 7:05	28.37	67.0	**4.43**	3.7	SR11	15/10/2014 13:05	28.42	87.4	**5.80**	1.6	SR11	15/10/2014 19:05	28.42	78.2	**5.17**	1.5
SR11	15/10/2014 1:10	28.39	73.0	**4.82**	0.7	SR11	15/10/2014 7:10	28.37	66.2	**4.38**	3.9	SR11	15/10/2014 13:10	28.46	87.3	**5.79**	1.3	SR11	15/10/2014 19:10	28.43	77.7	**5.14**	2.2
SR11	15/10/2014 1:15	28.39	70.4	**4.65**	1.2	SR11	15/10/2014 7:15	28.35	66.7	**4.41**	3.4	SR11	15/10/2014 13:15	28.41	87.6	**5.80**	1.6	SR11	15/10/2014 19:15	28.43	76.3	**5.05**	2.6
SR11	15/10/2014 1:20	28.39	72.3	**4.77**	0.9	SR11	15/10/2014 7:20	28.35	65.8	**4.35**	3.6	SR11	15/10/2014 13:20	28.45	87.7	**5.81**	1.6	SR11	15/10/2014 19:20	28.43	75.9	**5.03**	2.4
SR11	15/10/2014 1:25	28.38	72.1	**4.76**	0.9	SR11	15/10/2014 7:25	28.34	69.1	**4.57**	3.1	SR11	15/10/2014 13:25	28.45	87.7	**5.81**	1.4	SR11	15/10/2014 19:25	28.43	74.4	**4.92**	2.2
SR11	15/10/2014 1:30	28.39	69.1	**4.56**	1.3	SR11	15/10/2014 7:30	28.35	69.6	**4.60**	2.9	SR11	15/10/2014 13:30	28.45	88.0	**5.83**	1.9	SR11	15/10/2014 19:30	28.43	74.4	**4.93**	2.4
SR11	15/10/2014 1:35	28.39	69.8	**4.61**	1.3	SR11	15/10/2014 7:35	28.34	67.5	**4.46**	2.9	SR11	15/10/2014 13:35	28.45	88.2	**5.84**	1.4	SR11	15/10/2014 19:35	28.43	73.8	**4.89**	2.6
SR11	15/10/2014 1:40	28.38	72.3	**4.78**	0.8	SR11	15/10/2014 7:40	28.34	70.6	**4.67**	3.2	SR11	15/10/2014 13:40	28.45	87.8	**5.82**	1.3	SR11	15/10/2014 19:40	28.43	73.4	**4.86**	2.5
SR11	15/10/2014 1:45	28.38	70.1	**4.63**	1.3	SR11	15/10/2014 7:45	28.33	69.5	**4.60**	2.3	SR11	15/10/2014 13:45	28.45	88.4	**5.86**	1.4	SR11	15/10/2014 19:45	28.42	74.4	**4.93**	2.3
SR11	15/10/2014 1:50	28.38	70.4	**4.65**	1.3	SR11	15/10/2014 7:50	28.33	70.2	**4.64**	2.7	SR11	15/10/2014 13:50	28.46	88.6	**5.87**	1.5	SR11	15/10/2014 19:50	28.42	72.9	**4.83**	2.2
SR11	15/10/2014 1:55	28.38	71.7	**4.73**	1.2	SR11	15/10/2014 7:55	28.35	70.9	**4.69**	4.0	SR11	15/10/2014 13:55	28.46	88.5	**5.86**	1.4	SR11	15/10/2014 19:55	28.42	72.9	**4.83**	2.4
SR11	15/10/2014 2:00	28.37	70.2	**4.64**	1.0	SR11	15/10/2014 8:00	28.33	71.9	**4.76**	**4.8**	SR11	15/10/2014 14:00	28.46	88.0	**5.82**	1.3	SR11	15/10/2014 20:00	28.42	73.9	**4.89**	2.1
SR11	15/10/2014 2:05	28.38	70.8	**4.68**	0.9	SR11	15/10/2014 8:05	28.34	71.0	**4.70**	2.7	SR11	15/10/2014 14:05	28.47	89.1	**5.89**	1.4	SR11	15/10/2014 20:05	28.42	73.5	**4.87**	2.0
SR11	15/10/2014 2:10	28.38	69.9	**4.62**	1.2	SR11	15/10/2014 8:10	28.33	72.0	**4.77**	4.7	SR11	15/10/2014 14:10	28.44	85.8	**5.68**	2.3	SR11	15/10/2014 20:10	28.42	74.2	**4.92**	2.0
SR11	15/10/2014 2:15	28.39	69.9	**4.62**	1.1	SR11	15/10/2014 8:15	28.34	68.7	**4.55**	**4.8**	SR11	15/10/2014 14:15	28.46	88.9	**5.88**	1.6	SR11	15/10/2014 20:15	28.40	73.1	**4.85**	2.5
SR11	15/10/2014 2:20	28.38	71.0	**4.69**	1.0	SR11	15/10/2014 8:20	28.32	69.8	**4.62**	2.6	SR11	15/10/2014 14:20	28.47	88.9	**5.88**	1.3	SR11	15/10/2014 20:20	28.40	71.2	**4.71**	2.2
SR11	15/10/2014 2:25	28.38	70.1	**4.63**	0.8	SR11	15/10/2014 8:25	28.33	67.1	**4.44**	3.1	SR11	15/10/2014 14:25	28.42	83.5	**5.53**	1.8	SR11	15/10/2014 20:25	28.41	71.3	**4.73**	2.3
SR11	15/10/2014 2:30	28.36	69.0	**4.56**	0.7	SR11	15/10/2014 8:30	28.33	67.2	**4.44**	4.7	SR11	15/10/2014 14:30	28.44	89.2	**5.91**	1.3	SR11	15/10/2014 20:30	28.41	71.4	**4.73**	2.4
SR11	15/10/2014 2:35	28.37	68.2	**4.51**	1.2	SR11	15/10/2014 8:35	28.34	67.4	**4.46**	4.7	SR11	15/10/2014 14:35	28.45	89.4	**5.92**	1.4	SR11	15/10/2014 20:35	28.40	72.6	**4.81**	2.0
SR11	15/10/2014 2:40	28.38	69.2	**4.57**	1.4	SR11	15/10/2014 8:40	28.32	68.6	**4.54**	3.4	SR11	15/10/2014 14:40	28.45	89.1	**5.91**	1.7	SR11	15/10/2014 20:40	28.41	72.8	**4.82**	2.2
SR11	15/10/2014 2:45	28.37	69.1	**4.57**	1.4	SR11	15/10/2014 8:45	28.33	68.8	**4.55**	3.1	SR11	15/10/2014 14:45	28.46	89.0	**5.90**	1.1	SR11	15/10/2014 20:45	28.38	72.8	**4.82**	1.8
SR11	15/10/2014 2:50	28.37	68.0	**4.50**	1.2	SR11	15/10/2014 8:50	28.33	67.6	**4.47**	4.0	SR11	15/10/2014 14:50	28.47	89.3	**5.92**	1.3	SR11	15/10/2014 20:50	28.40	73.8	**4.89**	2.6
SR11	15/10/2014 2:55	28.35	68.6	**4.53**	0.9	SR11	15/10/2014 8:55	28.35	69.3	**4.58**	**6.8**	SR11	15/10/2014 14:55	28.47	89.2	**5.91**	1.3	SR11	15/10/2014 20:55	28.40	76.0	**5.04**	2.4
SR11	15/10/2014 3:00	28.36	68.1	**4.50**	1.2	SR11	15/10/2014 9:00	28.34	69.6	**4.60**	3.5	SR11	15/10/2014 15:00	28.48	90.3	5.98	1.5	SR11	15/10/2014 21:00	28.40	75.1	**4.98**	1.5
SR11	15/10/2014 3:05	28.35	66.8	**4.42**	1.0	SR11	15/10/2014 9:05	28.34	68.4	**4.52**	**5.1**	SR11	15/10/2014 15:05	28.46	89.6	**5.94**	1.2	SR11	15/10/2014 21:05	28.44	76.6	**5.07**	1.3
SR11	15/10/2014 3:10	28.36	68.3	**4.51**	1.6	SR11	15/10/2014 9:10	28.33	68.7	**4.54**	4.7	SR11	15/10/2014 15:10	28.47	90.4	5.99	1.3	SR11	15/10/2014 21:10	28.43	77.1	**5.11**	1.4
SR11	15/10/2014 3:15	28.36	67.9	**4.48**	1.5	SR11	15/10/2014 9:15	28.34	68.3	**4.52**	4.3	SR11	15/10/2014 15:15	28.47	90.0	**5.96**	1.4	SR11	15/10/2014 21:15	28.42	77.0	**5.10**	0.7
SR11	15/10/2014 3:20	28.36	67.9	**4.48**	1.4	SR11	15/10/2014 9:20	28.33	68.7	**4.54**	3.5	SR11	15/10/2014 15:20	28.46	90.8	6.02	1.4	SR11	15/10/2014 21:20	28.43	78.4	**5.20**	1.0
SR11	15/10/2014 3:25	28.36	67.7	**4.47**	1.4	SR11	15/10/2014 9:25	28.34	67.7	**4.48**	4.3	SR11	15/10/2014 15:25	28.46	90.6	6.00	1.7	SR11	15/10/2014 21:25	28.42	77.0	**5.10**	1.3
SR11	15/10/2014 3:30	28.33	67.9	**4.49**	0.9	SR11	15/10/2014 9:30	28.34	67.2	**4.45**	**6.0**	SR11	15/10/2014 15:30	28.46	88.8	**5.89**	1.6	SR11	15/10/2014 21:30	28.39	76.3	**5.05**	0.9
SR11	15/10/2014 3:35	28.35	67.5	**4.46**	1.4	SR11	15/10/2014 9:35	28.34	66.8	**4.41**	**5.0**	SR11	15/10/2014 15:35	28.46	90.8	6.02	1.7	SR11	15/10/2014 21:35	28.42	76.8	**5.08**	1.0
SR11	15/10/2014 3:40	28.34	67.9	**4.49**	1.4	SR11	15/10/2014 9:40	28.35	66.4	**4.38**	4.6	SR11	15/10/2014 15:40	28.45	90.7	6.01	1.7	SR11	15/10/2014 21:40	28.41	75.9	**5.03**	0.9
SR11	15/10/2014 3:45	28.33	68.9	**4.56**	1.0	SR11	15/10/2014 9:45	28.36	73.1	**4.83**	2.5	SR11	15/10/2014 15:45	28.43	90.0	5.97	1.3	SR11	15/10/2014 21:45	28.38	76.2	**5.05**	1.6
SR11	15/10/2014 3:50	28.34	68.4	**4.52**	2.3	SR11	15/10/2014 9:50	28.36	73.1	**4.83**	4.7	SR11	15/10/2014 15:50	28.43	89.9	**5.96**	2.4	SR11	15/10/2014 21:50	28.40	75.4	**4.99**	1.2
SR11	15/10/2014 3:55	28.37	67.6	**4.47**	2.6	SR11	15/10/2014 9:55	28.36	71.0	**4.69**	3.3	SR11	15/10/2014 15:55	28.43	90.4	6.00	1.2	SR11	15/10/2014 21:55	28.40	76.2	**5.05**	1.1
SR11	15/10/2014 4:00	28.36	68.0	**4.49**	2.3	SR11	15/10/2014 10:00	28.35	67.7	**4.47**	4.1	SR11	15/10/2014 16:00	28.44	85.5	**5.67**	1.6	SR11	15/10/2014 22:00	28.38	74.3	**4.93**	**7.6**
SR11	15/10/2014 4:05	28.35	68.6	**4.53**	2.1	SR11	15/10/2014 10:05	28.35	68.9	**4.55**	3.6	SR11	15/10/2014 16:05	28.43	90.5	6.00	1.9	SR11	15/10/2014 22:05	28.40	76.9	**5.10**	0.9
SR11	15/10/2014 4:10	28.34	67.9	**4.49**	2.0	SR11	15/10/2014 10:10	28.39	75.5	**4.99**	2.5	SR11	15/10/2014 16:10	28.44	85.1	**5.64**	1.9	SR11	15/10/2014 22:10	28.37	76.0	**5.04**	1.2
SR11	15/10/2014 4:15	28.34	67.5	**4.46**	1.4	SR11	15/10/2014 10:15	28.36	72.1	**4.77**	3.7	SR11	15/10/2014 16:15	28.42	84.2	**5.59**	1.6	SR11	15/10/2014 22:15	28.40	78.0	**5.16**	0.7
SR11	15/10/2014 4:20	28.36	68.6	**4.54**	1.8	SR11	15/10/2014 10:20	28.39	76.4	**5.05**	2.2	SR11	15/10/2014 16:20	28.41	88.2	**5.85**	1.6	SR11	15/10/2014 22:20	28.40	78.5	**5.20**	0.6
SR11	15/10/2014 4:25	28.34	67.8	**4.48**	1.4	SR11	15/10/2014 10:25	28.36	69.7	**4.61**	3.9	SR11	15/10/2014 16:25	28.41	87.3	**5.79**	1.1	SR11	15/10/2014 22:25	28.39	75.5	**5.00**	0.7
SR11	15/10/2014 4:30	28.33	68.8	**4.55**	1.1	SR11	15/10/2014 10:30	28.39	74.4	**4.92**	3.1	SR11	15/10/2014 16:30	28.44	82.5	**5.47**	1.8	SR11	15/10/2014 22:30	28.39	77.2	**5.11**	0.7
SR11	15/10/2014 4:35	28.35	67.8	**4.48**	1.7	SR11	15/10/2014 10:35	28.40	76.9	**5.09**	2.4	SR11	15/10/2014 16:35	28.44	83.3	**5.52**	1.7	SR11	15/10/2014 22:35	28.40	76.8	**5.09**	0.7
SR11	15/10/2014 4:40	28.36	68.6	**4.54**	2.2	SR11	15/10/2014 10:40	28.40	77.9	**5.15**	2.5	SR11	15/10/2014 16:40	28.42	85.2	**5.66**	1.5	SR11	15/10/2014 22:40	28.38	75.0	**4.97**	1.0
SR11	15/10/2014 4:45	28.36	68.8	**4.55**	2.3	SR11	15/10/2014 10:45	28.39	76.3	**5.05**	2.5	SR11	15/10/2014 16:45	28.43	83.8	**5.56**	2.1	SR11	15/10/2014 22:45	28.38	76.9	**5.09**	0.9
SR11	15/10/2014 4:50	28.36	67.6	**4.47**	2.1	SR11	15/10/2014 10:50	28.38	76.7	**5.07**	2.4	SR11	15/10/2014 16:50	28.43	83.8	**5.56**	2.0	SR11	15/10/2014 22:50	28.40	78.0	**5.17**	0.8
SR11	15/10/2014 4:55	28.35	67.4	**4.46**	1.7	SR11	15/10/2014 10:55	28.39	78.0	**5.16**	2.7	SR11	15/10/2014 16:55	28.44	83.1	**5.51**	2.0	SR11	15/10/2014 22:55	28.40	79.1	**5.24**	0.8
SR11	15/10/2014 5:00	28.36	68.1	**4.50**	1.8	SR11	15/10/2014 11:00	28.34	80.8	**5.35**	3.2	SR11	15/10/2014 17:00	28.44	83.5	**5.54**	1.7	SR11	15/10/2014 23:00	28.40	77.4	**5.13**	1.0
SR11	15/10/2014 5:05	28.33	69.4	**4.59**	1.3	SR11	15/10/2014 11:05	28.33	82.5	**5.47**	2.6	SR11	15/10/2014 17:05	28.45	81.8	**5.42**	2.6	SR11	15/10/2014 23:05	28.38	77.1	**5.11**	0.6
SR11	15/10/2014 5:10	28.35	67.4	**4.46**	1.8	SR11	15/10/2014 11:10	28.34	82.6	**5.47**	2.2	SR11	15/10/2014 17:10	28.44	81.8	**5.42**	2.2	SR11	15/10/2014 23:10	28.38	73.2	**4.85**	0.9
SR11	15/10/2014 5:15	28.34	69.5	**4.60**	1.6	SR11	15/10/2014 11:15	28.34	82.5	**5.46**	2.8	SR11	15/10/2014 17:15	28.44	79.0	**5.24**	1.8	SR11	15/10/2014 23:15	28.38	76.9	**5.10**	0.7
SR11	15/10/2014 5:20	28.34	67.5	**4.46**	1.6	SR11	15/10/2014 11:20	28.35	83.3	**5.52**	3.0	SR11	15/10/2014 17:20	28.41	81.8	**5.43**	4.0	SR11	15/10/2014 23:20	28.37	76.3	**5.06**	0.7
SR11	15/10/2014 5:25	28.34	68.8	**4.55**	1.6	SR11	15/10/2014 11:25	28.35	83.1	**5.50**	4.3	SR11	15/10/2014 17:25	28.44	78.5	**5.21**	1.8	SR11	15/10/2014 23:25	28.38	73.3	**4.86**	1.3
SR11	15/10/2014 5:30	28.35	68.4	**4.52**	2.3	SR11	15/10/2014 11:30	28.36	83.7	**5.54**	2.0	SR11	15/10/2014 17:30	28.44	78.8	**5.23**	2.6	SR11	15/10/2014 23:30	28.36	78.2	**5.19**	0.8
SR11	15/10/2014 5:35	28.37	68.1	**4.50**	2.6	SR11	15/10/2014 11:35	28.35	84.8	**5.62**	2.3	SR11	15/10/2014 17:35	28.43	77.7	**5.16**	1.8	SR11	15/10/2014 23:35	28.35	77.5	**5.14**	0.6
SR11	15/10/2014 5:40	28.34	69.6	**4.61**	2.3	SR11	15/10/2014 11:40	28.34	85.6	**5.68**	2.3	SR11	15/10/2014 17:40	28.42	76.5	**5.08**	1.9	SR11	15/10/2014 23:40	28.35	77.5	**5.15**	0.7
SR11	15/10/2014 5:45	28.39	71.6	**4.72**	3.0	SR11	15/10/2014 11:45	28.34	86.3	**5.73**	2.1	SR11	15/10/2014 17:45	28.43	76.8	**5.10**	1.7	SR11	15/10/2014 23:45	28.35	75.6	**5.01**	0.7
SR11	15/10/2014 5:50	28.39	71.4	**4.72**	3.2	SR11	15/10/2014 11:50	28.36	86.5	**5.74**	1.7	SR11	15/10/2014 17:50	28.42	76.7	**5.09**	1.7	SR11	15/10/2014 23:50	28.33	76.6	**5.08**	0.5
SR11	15/10/2014 5:55	28.37	70.6	**4.66**	2.5	SR11	15/10/2014 11:55	28.36	86.6	**5.75**	1.7	SR11	15/10/2014 17:55	28.41	78.6	**5.22**	1.7	SR11	15/10/2014 23:55	28.34	74.4	**4.93**	0.8

Station	Timestamp	Temp (°C)	DO (%)	DO (mg/L)	Tur (NTU)	Station	Timestamp	Temp (°C)	DO (%)	DO (mg/L)	Tur (NTU)	Station	Timestamp	Temp (°C)	DO (%)	DO (mg/L)	Tur (NTU)	Station	Timestamp	Temp (°C)	DO (%)	DO (mg/L)	Tur (NTU)
SR12	15/10/2014 0:01	28.32	66.0	4.29	4.2	SR12	15/10/2014 6:01	28.23	69.1	4.50	7.3	SR12	15/10/2014 12:01	28.33	70.9	4.61	5.8	SR12	15/10/2014 18:01	28.30	68.6	4.46	5.3
SR12	15/10/2014 0:06	28.34	65.9	4.28	4.9	SR12	15/10/2014 6:06	28.23	68.7	4.48	4.4	SR12	15/10/2014 12:06	28.34	70.7	4.59	5.6	SR12	15/10/2014 18:06	28.29	68.8	4.47	5.2
SR12	15/10/2014 0:11	28.35	65.5	4.25	4.1	SR12	15/10/2014 6:11	28.23	69.3	4.52	4.2	SR12	15/10/2014 12:11	28.34	70.7	4.60	5.3	SR12	15/10/2014 18:11	28.29	68.3	4.44	4.6
SR12	15/10/2014 0:16	28.29	66.4	4.32	3.9	SR12	15/10/2014 6:16	28.23	68.2	4.45	4.0	SR12	15/10/2014 12:16	28.38	70.7	4.60	5.5	SR12	15/10/2014 18:16	28.29	67.8	4.41	4.9
SR12	15/10/2014 0:21	28.31	66.0	4.29	4.6	SR12	15/10/2014 6:21	28.22	69.3	4.52	5.6	SR12	15/10/2014 12:21	28.37	70.3	4.57	5.6	SR12	15/10/2014 18:21	28.28	67.9	4.42	5.0
SR12	15/10/2014 0:26	28.33	64.7	4.21	4.1	SR12	15/10/2014 6:26	28.22	69.8	4.55	6.2	SR12	15/10/2014 12:26	28.36	69.6	4.52	6.3	SR12	15/10/2014 18:26	28.28	67.2	4.37	5.4
SR12	15/10/2014 0:31	28.35	64.8	4.21	4.6	SR12	15/10/2014 6:31	28.22	70.1	4.57	5.5	SR12	15/10/2014 12:31	28.36	69.7	4.53	5.7	SR12	15/10/2014 18:31	28.27	69.3	4.51	4.1
SR12	15/10/2014 0:36	28.36	65.5	4.25	5.3	SR12	15/10/2014 6:36	28.22	70.6	4.61	8.7	SR12	15/10/2014 12:36	28.36	69.4	4.51	5.4	SR12	15/10/2014 18:36	28.27	68.1	4.44	4.1
SR12	15/10/2014 0:41	28.36	65.0	4.22	4.9	SR12	15/10/2014 6:41	28.21	70.2	4.58	6.0	SR12	15/10/2014 12:41	28.36	68.8	4.47	5.2	SR12	15/10/2014 18:41	28.27	67.9	4.42	4.3
SR12	15/10/2014 0:46	28.35	64.2	4.17	5.0	SR12	15/10/2014 6:46	28.21	70.7	4.61	5.8	SR12	15/10/2014 12:46	28.36	69.0	4.49	5.3	SR12	15/10/2014 18:46	28.28	68.0	4.43	4.2
SR12	15/10/2014 0:51	28.36	65.0	4.22	4.5	SR12	15/10/2014 6:51	28.21	70.2	4.58	5.5	SR12	15/10/2014 12:51	28.35	69.8	4.54	5.1	SR12	15/10/2014 18:51	28.29	68.3	4.44	4.0
SR12	15/10/2014 0:56	28.34	65.5	4.26	4.8	SR12	15/10/2014 6:56	28.21	70.5	4.60	4.9	SR12	15/10/2014 12:56	28.36	69.7	4.53	5.4	SR12	15/10/2014 18:56	28.30	68.4	4.45	3.9
SR12	15/10/2014 1:01	28.35	65.7	4.27	5.8	SR12	15/10/2014 7:01	28.21	70.7	4.61	6.0	SR12	15/10/2014 13:01	28.36	68.2	4.43	5.7	SR12	15/10/2014 19:01	28.31	67.8	4.41	4.2
SR12	15/10/2014 1:06	28.32	66.4	4.32	4.9	SR12	15/10/2014 7:06	28.20	70.5	4.60	6.1	SR12	15/10/2014 13:06	28.34	69.1	4.49	9.3	SR12	15/10/2014 19:06	28.31	68.1	4.43	4.3
SR12	15/10/2014 1:11	28.31	67.9	4.41	4.3	SR12	15/10/2014 7:11	28.20	70.3	4.59	7.3	SR12	15/10/2014 13:11	28.35	69.3	4.50	6.1	SR12	15/10/2014 19:11	28.31	68.2	4.43	3.8
SR12	15/10/2014 1:16	28.32	67.7	4.40	4.2	SR12	15/10/2014 7:16	28.20	70.8	4.62	9.2	SR12	15/10/2014 13:16	28.34	68.7	4.46	7.7	SR12	15/10/2014 19:16	28.31	68.8	4.48	4.6
SR12	15/10/2014 1:21	28.32	67.5	4.38	4.0	SR12	15/10/2014 7:21	28.20	72.3	4.71	6.6	SR12	15/10/2014 13:21	28.34	69.3	4.50	6.2	SR12	15/10/2014 19:21	28.31	69.0	4.49	3.8
SR12	15/10/2014 1:26	28.32	67.3	4.38	4.2	SR12	15/10/2014 7:26	28.19	71.9	4.69	7.2	SR12	15/10/2014 13:26	28.32	69.3	4.51	8.8	SR12	15/10/2014 19:26	28.31	68.9	4.48	4.2
SR12	15/10/2014 1:31	28.33	66.4	4.31	4.3	SR12	15/10/2014 7:31	28.19	72.5	4.73	9.3	SR12	15/10/2014 13:31	28.33	69.5	4.52	6.5	SR12	15/10/2014 19:31	28.31	70.9	4.61	4.4
SR12	15/10/2014 1:36	28.32	66.1	4.29	4.3	SR12	15/10/2014 7:36	28.20	72.3	4.72	8.7	SR12	15/10/2014 13:36	28.33	69.2	4.50	6.3	SR12	15/10/2014 19:36	28.31	70.2	4.56	4.5
SR12	15/10/2014 1:41	28.29	68.7	4.47	4.4	SR12	15/10/2014 7:41	28.19	72.8	4.75	6.9	SR12	15/10/2014 13:41	28.32	68.9	4.48	7.8	SR12	15/10/2014 19:41	28.30	69.5	4.52	3.8
SR12	15/10/2014 1:46	28.30	69.1	4.49	4.4	SR12	15/10/2014 7:46	28.19	73.4	4.79	6.5	SR12	15/10/2014 13:46	28.33	69.0	4.49	6.7	SR12	15/10/2014 19:46	28.30	69.6	4.53	3.8
SR12	15/10/2014 1:51	28.28	69.1	4.49	4.1	SR12	15/10/2014 7:51	28.20	72.8	4.74	7.1	SR12	15/10/2014 13:51	28.32	68.1	4.43	7.3	SR12	15/10/2014 19:51	28.30	69.8	4.54	4.7
SR12	15/10/2014 1:56	28.29	68.4	4.45	3.9	SR12	15/10/2014 7:56	28.19	72.2	4.71	7.1	SR12	15/10/2014 13:56	28.32	69.0	4.48	6.9	SR12	15/10/2014 19:56	28.30	69.3	4.51	4.1
SR12	15/10/2014 2:01	28.29	68.3	4.44	4.0	SR12	15/10/2014 8:01	28.20	73.1	4.76	6.8	SR12	15/10/2014 14:01	28.32	68.2	4.43	6.1	SR12	15/10/2014 20:01	28.32	69.9	4.54	4.2
SR12	15/10/2014 2:06	28.28	69.0	4.49	4.1	SR12	15/10/2014 8:06	28.21	72.8	4.74	6.3	SR12	15/10/2014 14:06	28.32	67.1	4.37	7.4	SR12	15/10/2014 20:06	28.32	70.7	4.60	4.5
SR12	15/10/2014 2:11	28.23	68.2	4.45	3.2	SR12	15/10/2014 8:11	28.21	73.6	4.79	6.2	SR12	15/10/2014 14:11	28.31	68.9	4.48	6.6	SR12	15/10/2014 20:11	28.31	69.9	4.55	4.4
SR12	15/10/2014 2:16	28.23	67.5	4.40	3.3	SR12	15/10/2014 8:16	28.20	73.6	4.79	5.9	SR12	15/10/2014 14:16	28.31	68.6	4.46	6.9	SR12	15/10/2014 20:16	28.30	71.4	4.65	4.3
SR12	15/10/2014 2:21	28.21	67.4	4.39	3.1	SR12	15/10/2014 8:21	28.20	73.9	4.81	5.1	SR12	15/10/2014 14:21	28.31	68.5	4.45	6.4	SR12	15/10/2014 20:21	28.31	72.2	4.70	3.9
SR12	15/10/2014 2:26	28.24	65.8	4.29	3.3	SR12	15/10/2014 8:26	28.21	73.4	4.78	5.8	SR12	15/10/2014 14:26	28.31	68.6	4.46	6.1	SR12	15/10/2014 20:26	28.31	71.0	4.62	3.5
SR12	15/10/2014 2:31	28.23	66.8	4.36	3.3	SR12	15/10/2014 8:31	28.20	73.8	4.81	5.3	SR12	15/10/2014 14:31	28.31	68.4	4.45	6.2	SR12	15/10/2014 20:31	28.31	71.5	4.65	3.6
SR12	15/10/2014 2:36	28.22	68.1	4.44	3.2	SR12	15/10/2014 8:36	28.21	73.3	4.77	5.2	SR12	15/10/2014 14:36	28.31	67.6	4.39	6.0	SR12	15/10/2014 20:36	28.30	72.1	4.69	3.8
SR12	15/10/2014 2:41	28.22	67.0	4.37	3.2	SR12	15/10/2014 8:41	28.21	73.7	4.80	5.6	SR12	15/10/2014 14:41	28.31	68.4	4.45	5.9	SR12	15/10/2014 20:41	28.32	72.5	4.72	3.5
SR12	15/10/2014 2:46	28.23	67.1	4.37	3.1	SR12	15/10/2014 8:46	28.21	73.9	4.81	6.2	SR12	15/10/2014 14:46	28.31	68.6	4.46	6.0	SR12	15/10/2014 20:46	28.31	71.6	4.66	3.5
SR12	15/10/2014 2:51	28.23	66.9	4.36	3.2	SR12	15/10/2014 8:51	28.21	73.8	4.80	6.2	SR12	15/10/2014 14:51	28.32	68.0	4.42	5.7	SR12	15/10/2014 20:51	28.30	71.6	4.66	3.2
SR12	15/10/2014 2:56	28.22	65.8	4.29	2.8	SR12	15/10/2014 8:56	28.22	74.4	4.84	6.7	SR12	15/10/2014 14:56	28.32	67.8	4.41	6.3	SR12	15/10/2014 20:56	28.30	71.7	4.66	3.5
SR12	15/10/2014 3:01	28.23	65.2	4.25	3.3	SR12	15/10/2014 9:01	28.22	74.0	4.82	6.5	SR12	15/10/2014 15:01	28.32	67.0	4.36	6.0	SR12	15/10/2014 21:01	28.30	71.4	4.65	3.3
SR12	15/10/2014 3:06	28.23	64.9	4.23	3.2	SR12	15/10/2014 9:06	28.22	73.5	4.79	6.8	SR12	15/10/2014 15:06	28.32	67.4	4.38	5.5	SR12	15/10/2014 21:06	28.30	71.2	4.64	3.3
SR12	15/10/2014 3:11	28.24	64.7	4.22	3.2	SR12	15/10/2014 9:11	28.23	74.0	4.82	6.0	SR12	15/10/2014 15:11	28.32	68.2	4.44	5.2	SR12	15/10/2014 21:11	28.30	71.4	4.65	3.5
SR12	15/10/2014 3:16	28.24	64.9	4.23	3.3	SR12	15/10/2014 9:16	28.23	74.2	4.83	6.1	SR12	15/10/2014 15:16	28.32	67.8	4.41	5.0	SR12	15/10/2014 21:16	28.30	71.2	4.63	3.3
SR12	15/10/2014 3:21	28.25	65.5	4.27	3.6	SR12	15/10/2014 9:21	28.23	73.8	4.81	6.3	SR12	15/10/2014 15:21	28.31	67.7	4.40	5.1	SR12	15/10/2014 21:21	28.31	70.9	4.61	3.1
SR12	15/10/2014 3:26	28.25	65.5	4.27	3.0	SR12	15/10/2014 9:26	28.24	73.7	4.79	5.7	SR12	15/10/2014 15:26	28.32	67.7	4.40	5.3	SR12	15/10/2014 21:26	28.30	71.0	4.62	3.3
SR12	15/10/2014 3:31	28.25	65.1	4.24	3.3	SR12	15/10/2014 9:31	28.24	73.9	4.81	5.7	SR12	15/10/2014 15:31	28.32	67.6	4.39	4.9	SR12	15/10/2014 21:31	28.30	70.4	4.58	3.3
SR12	15/10/2014 3:36	28.25	65.0	4.23	3.2	SR12	15/10/2014 9:36	28.24	73.8	4.80	6.0	SR12	15/10/2014 15:36	28.33	67.6	4.39	6.8	SR12	15/10/2014 21:36	28.27	68.9	4.48	3.1
SR12	15/10/2014 3:41	28.25	64.8	4.22	3.4	SR12	15/10/2014 9:41	28.24	73.5	4.78	6.8	SR12	15/10/2014 15:41	28.33	67.3	4.37	5.3	SR12	15/10/2014 21:41	28.27	68.7	4.48	3.2
SR12	15/10/2014 3:46	28.25	64.3	4.19	3.2	SR12	15/10/2014 9:46	28.24	73.5	4.78	5.6	SR12	15/10/2014 15:46	28.33	67.0	4.36	5.1	SR12	15/10/2014 21:46	28.29	67.8	4.41	3.5
SR12	15/10/2014 3:51	28.25	64.8	4.22	3.4	SR12	15/10/2014 9:51	28.25	72.4	4.71	5.9	SR12	15/10/2014 15:51	28.33	67.6	4.40	4.9	SR12	15/10/2014 21:51	28.30	68.8	4.48	5.3
SR12	15/10/2014 3:56	28.23	66.1	4.31	3.2	SR12	15/10/2014 9:56	28.25	73.9	4.81	5.4	SR12	15/10/2014 15:56	28.33	66.3	4.31	5.1	SR12	15/10/2014 21:56	28.30	68.4	4.45	4.7
SR12	15/10/2014 4:01	28.22	66.0	4.30	3.1	SR12	15/10/2014 10:01	28.24	73.4	4.78	7.3	SR12	15/10/2014 16:01	28.32	66.6	4.33	3.9	SR12	15/10/2014 22:01	28.29	68.7	4.47	3.5
SR12	15/10/2014 4:06	28.22	67.7	4.41	3.5	SR12	15/10/2014 10:06	28.24	73.5	4.78	6.6	SR12	15/10/2014 16:06	28.33	67.6	4.39	4.3	SR12	15/10/2014 22:06	28.29	69.3	4.51	3.8
SR12	15/10/2014 4:11	28.22	65.6	4.28	3.4	SR12	15/10/2014 10:11	28.24	74.6	4.86	6.4	SR12	15/10/2014 16:11	28.34	67.2	4.37	4.2	SR12	15/10/2014 22:11	28.29	68.9	4.48	4.2
SR12	15/10/2014 4:16	28.22	66.9	4.36	3.3	SR12	15/10/2014 10:16	28.24	74.8	4.86	5.3	SR12	15/10/2014 16:16	28.33	66.3	4.31	3.8	SR12	15/10/2014 22:16	28.29	69.5	4.52	4.3
SR12	15/10/2014 4:21	28.22	67.5	4.40	3.5	SR12	15/10/2014 10:21	28.25	74.2	4.83	5.7	SR12	15/10/2014 16:21	28.34	66.4	4.32	4.3	SR12	15/10/2014 22:21	28.29	67.6	4.40	3.6
SR12	15/10/2014 4:26	28.22	67.1	4.38	3.3	SR12	15/10/2014 10:26	28.24	74.8	4.87	5.4	SR12	15/10/2014 16:26	28.35	66.1	4.30	4.5	SR12	15/10/2014 22:26	28.30	67.8	4.41	3.7
SR12	15/10/2014 4:31	28.22	66.7	4.35	3.7	SR12	15/10/2014 10:31	28.26	74.4	4.84	5.0	SR12	15/10/2014 16:31	28.34	65.6	4.26	5.0	SR12	15/10/2014 22:31	28.30	68.4	4.45	4.3
SR12	15/10/2014 4:36	28.22	66.5	4.34	3.6	SR12	15/10/2014 10:36	28.27	73.8	4.80	4.6	SR12	15/10/2014 16:36	28.30	64.9	4.22	5.6	SR12	15/10/2014 22:36	28.29	68.6	4.46	4.1
SR12	15/10/2014 4:41	28.22	66.1	4.31	3.5	SR12	15/10/2014 10:41	28.29	73.3	4.77	5.3	SR12	15/10/2014 16:41	28.33	64.5	4.19	5.7	SR12	15/10/2014 22:41	28.28	68.5	4.45	4.3
SR12	15/10/2014 4:46	28.21	66.3	4.33	3.3	SR12	15/10/2014 10:46	28.31	72.6	4.72	4.9	SR12	15/10/2014 16:46	28.32	67.1	4.36	5.1	SR12	15/10/2014 22:46	28.30	66.5	4.32	5.1
SR12	15/10/2014 4:51	28.21	67.1	4.38	3.5	SR12	15/10/2014 10:51	28.31	71.9	4.67	4.9	SR12	15/10/2014 16:51	28.32	66.9	4.35	5.5	SR12	15/10/2014 22:51	28.29	68.0	4.42	4.6
SR12	15/10/2014 4:56	28.21	66.4	4.33	3.4	SR12	15/10/2014 10:56	28.30	72.6	4.72	5.6	SR12	15/10/2014 16:56	28.32	67.1	4.36	7.8	SR12	15/10/2014 22:56	28.29	67.8	4.40	5.9
SR12	15/10/2014 5:01	28.21	66.2	4.32	3.4	SR12	15/10/2014 11:01	28.30	72.1	4.69	5.2	SR12	15/10/2014 17:01	28.32	67.3	4.37	6.5	SR12	15/10/2014 23:01	28.29	67.3	4.37	4.6
SR12	15/10/2014 5:06	28.21	67.1	4.38	3.4	SR12	15/10/2014 11:06	28.30	72.2	4.69	7.3	SR12	15/10/2014 17:06	28.32	67.2	4.37	6.9	SR12	15/10/2014 23:06	28.29	67.7	4.40	5.0
SR12	15/10/2014 5:11	28.21	66.5	4.34	3.6	SR12	15/10/2014 11:11	28.29	73.5	4.78	5.4	SR12	15/10/2014 17:11	28.32	67.2	4.37	6.3	SR12	15/10/2014 23:11	28.29	67.5	4.39	5.5
SR12	15/10/2014 5:16	28.22	67.0	4.37	3.8	SR12	15/10/2014 11:16	28.30	73.1	4.75	4.8	SR12	15/10/2014 17:16	28.32	67.0	4.36	6.1	SR12	15/10/2014 23:16	28.28	67.1	4.36	4.7
SR12	15/10/2014 5:21	28.23	67.6	4.41	3.7	SR12	15/10/2014 11:21	28.30	72.8	4.73	5.2	SR12	15/10/2014 17:21	28.31	67.2	4.37	5.5	SR12	15/10/2014 23:21	28.27	67.1	4.36	4.8
SR12	15/10/2014 5:26	28.23	67.7	4.41	3.8	SR12	15/10/2014 11:26	28.30	72.5	4.71	5.6	SR12	15/10/2014 17:26	28.31	66.9	4.35	5.4	SR12	15/10/2014 23:26	28.27	66.7	4.34	4.9
SR12	15/10/2014 5:31	28.23	68.5	4.47	4.1	SR12	15/10/2014 11:31	28.32	72.0	4.68	5.4	SR12	15/10/2014 17:31	28.32	67.1	4.36	5.8	SR12	15/10/2014 23:31	28.28	68.2	4.44	6.4
SR12	15/10/2014 5:36	28.23	68.7	4.48	4.8	SR12	15/10/2014 11:36	28.34	71.7	4.66	5.1	SR12	15/10/2014 17:36	28.32	67.5	4.39	6.3	SR12	15/10/2014 23:36	28.28	68.5	4.45	6.2
SR12	15/10/2014 5:41	28.24	68.5	4.47	4.2	SR12	15/10/2014 11:41	28.34	71.3	4.64	5.8	SR12	15/10/2014 17:41	28.32	67.6	4.40	6.7	SR12	15/10/2014 23:41	28.28	67.3	4.38	5.9
SR12	15/10/2014 5:46	28.23	68.0	4.43	4.4	SR12	15/10/2014 11:46	28.34	70.8	4.60	6.2	SR12	15/10/2014 17:46	28.31	68.0	4.42	5.9	SR12	15/10/2014 23:46	28.29	67.0	4.36	6.2
SR12	15/10/2014 5:51	28.23	69.1	4.51	4.1	SR12	15/10/2014 11:51	28.33	70.7	4.59	6.1	SR12	15/10/2014 17:51	28.31	68.7	4.47	5.6	SR12	15/10/2014 23:51	28.29	67.1	4.36	6.7
SR12	15/10/2014 5:56	28.23	68.9	4.49	4.3	SR12	15/10/2014 11:56	28.33	71.0	4.62	5.7	SR12	15/10/2014 17:56	28.31	68.4	4.45	6.0	SR12	15/10/2014 23:56	28.28	67.0	4.35	6.1

Station	Timestamp	Temp (°C)	DO (%)	DO (mg/L)	Tur (NTU)	Station	Timestamp	Temp (°C)	DO (%)	DO (mg/L)	Tur (NTU)	Station	Timestamp	Temp (°C)	DO (%)	DO (mg/L)	Tur (NTU)	Station	Timestamp	Temp (°C)	DO (%)	DO (mg/L)	Tur (NTU)
SR13	15/10/2014 0:00	28.31	67.2	**4.40**	2.9	SR13	15/10/2014 6:00	28.25	67.1	**4.40**	2.8	SR13	15/10/2014 12:00	28.25	69.3	**4.55**	2.1	SR13	15/10/2014 18:00	28.23	68.0	**4.46**	8.4
SR13	15/10/2014 0:05	28.31	67.3	**4.41**	2.7	SR13	15/10/2014 6:05	28.25	66.4	**4.35**	2.4	SR13	15/10/2014 12:05	28.25	69.1	**4.54**	2.3	SR13	15/10/2014 18:05	28.23	68.3	**4.48**	7.4
SR13	15/10/2014 0:10	28.31	67.4	**4.41**	2.6	SR13	15/10/2014 6:10	28.25	65.4	**4.29**	2.2	SR13	15/10/2014 12:10	28.25	68.8	**4.51**	2.1	SR13	15/10/2014 18:10	28.23	68.0	**4.46**	7.0
SR13	15/10/2014 0:15	28.30	67.9	**4.45**	2.2	SR13	15/10/2014 6:15	28.25	66.0	**4.33**	2.3	SR13	15/10/2014 12:15	28.25	68.7	**4.51**	2.4	SR13	15/10/2014 18:15	28.23	67.6	**4.43**	6.0
SR13	15/10/2014 0:20	28.31	68.2	**4.46**	3.2	SR13	15/10/2014 6:20	28.25	65.9	**4.32**	2.1	SR13	15/10/2014 12:20	28.24	68.4	**4.49**	2.0	SR13	15/10/2014 18:20	28.25	67.5	**4.42**	6.4
SR13	15/10/2014 0:25	28.32	67.3	**4.41**	2.9	SR13	15/10/2014 6:25	28.25	65.7	**4.31**	2.1	SR13	15/10/2014 12:25	28.25	68.9	**4.52**	2.5	SR13	15/10/2014 18:25	28.25	67.9	**4.45**	6.2
SR13	15/10/2014 0:30	28.31	67.5	**4.42**	2.4	SR13	15/10/2014 6:30	28.25	65.5	**4.29**	2.3	SR13	15/10/2014 12:30	28.24	67.6	**4.44**	1.9	SR13	15/10/2014 18:30	28.22	67.3	**4.42**	4.7
SR13	15/10/2014 0:35	28.31	67.9	**4.45**	3.0	SR13	15/10/2014 6:35	28.25	65.3	**4.28**	2.0	SR13	15/10/2014 12:35	28.24	67.7	**4.45**	2.2	SR13	15/10/2014 18:35	28.22	66.8	**4.38**	5.0
SR13	15/10/2014 0:40	28.32	67.7	**4.43**	3.0	SR13	15/10/2014 6:40	28.25	66.4	**4.35**	2.6	SR13	15/10/2014 12:40	28.26	68.7	**4.51**	2.1	SR13	15/10/2014 18:40	28.22	66.6	**4.37**	4.6
SR13	15/10/2014 0:45	28.31	67.6	**4.42**	2.9	SR13	15/10/2014 6:45	28.25	66.5	**4.36**	2.5	SR13	15/10/2014 12:45	28.28	69.9	**4.58**	1.9	SR13	15/10/2014 18:45	28.22	66.2	**4.35**	4.4
SR13	15/10/2014 0:50	28.31	68.2	**4.47**	3.5	SR13	15/10/2014 6:50	28.25	66.4	**4.36**	2.6	SR13	15/10/2014 12:50	28.28	69.5	**4.56**	1.2	SR13	15/10/2014 18:50	28.22	66.4	**4.36**	4.9
SR13	15/10/2014 0:55	28.31	68.6	**4.49**	3.6	SR13	15/10/2014 6:55	28.25	66.3	**4.35**	2.4	SR13	15/10/2014 12:55	28.26	67.8	**4.45**	1.5	SR13	15/10/2014 18:55	28.21	65.7	**4.31**	3.9
SR13	15/10/2014 1:00	28.30	68.7	**4.50**	3.4	SR13	15/10/2014 7:00	28.25	66.1	**4.34**	2.3	SR13	15/10/2014 13:00	28.27	69.2	**4.54**	2.9	SR13	15/10/2014 19:00	28.21	65.9	**4.33**	3.8
SR13	15/10/2014 1:05	28.31	68.3	**4.47**	3.3	SR13	15/10/2014 7:05	28.25	65.4	**4.29**	2.0	SR13	15/10/2014 13:05	28.27	69.6	**4.57**	5.2	SR13	15/10/2014 19:05	28.21	65.8	**4.32**	3.1
SR13	15/10/2014 1:10	28.30	68.6	**4.50**	3.1	SR13	15/10/2014 7:10	28.25	65.9	**4.32**	2.3	SR13	15/10/2014 13:10	28.27	70.1	**4.60**	9.4	SR13	15/10/2014 19:10	28.21	65.9	**4.32**	3.4
SR13	15/10/2014 1:15	28.29	67.5	**4.42**	2.4	SR13	15/10/2014 7:15	28.25	66.5	**4.36**	2.3	SR13	15/10/2014 13:15	28.27	69.1	**4.54**	2.5	SR13	15/10/2014 19:15	28.21	65.9	**4.32**	3.3
SR13	15/10/2014 1:20	28.29	68.2	**4.46**	2.5	SR13	15/10/2014 7:20	28.25	66.0	**4.33**	2.1	SR13	15/10/2014 13:20	28.27	69.4	**4.55**	3.9	SR13	15/10/2014 19:20	28.20	66.0	**4.33**	3.2
SR13	15/10/2014 1:25	28.29	68.1	**4.46**	2.7	SR13	15/10/2014 7:25	28.25	65.8	**4.31**	2.4	SR13	15/10/2014 13:25	28.26	69.4	**4.56**	3.0	SR13	15/10/2014 19:25	28.21	66.0	**4.33**	3.1
SR13	15/10/2014 1:30	28.29	68.5	**4.49**	2.5	SR13	15/10/2014 7:30	28.25	65.5	**4.29**	2.3	SR13	15/10/2014 13:30	28.26	68.7	**4.51**	4.3	SR13	15/10/2014 19:30	28.21	65.6	**4.31**	3.2
SR13	15/10/2014 1:35	28.29	68.1	**4.46**	2.3	SR13	15/10/2014 7:35	28.24	66.5	**4.36**	2.7	SR13	15/10/2014 13:35	28.27	69.4	**4.56**	4.3	SR13	15/10/2014 19:35	28.21	65.7	**4.31**	3.5
SR13	15/10/2014 1:40	28.30	68.6	**4.49**	3.1	SR13	15/10/2014 7:40	28.25	66.1	**4.34**	2.4	SR13	15/10/2014 13:40	28.26	69.3	**4.55**	3.5	SR13	15/10/2014 19:40	28.22	66.1	**4.34**	3.6
SR13	15/10/2014 1:45	28.30	68.1	**4.46**	2.8	SR13	15/10/2014 7:45	28.25	66.2	**4.34**	3.0	SR13	15/10/2014 13:45	28.27	68.6	**4.50**	3.7	SR13	15/10/2014 19:45	28.22	65.3	**4.29**	2.9
SR13	15/10/2014 1:50	28.29	67.7	**4.43**	2.2	SR13	15/10/2014 7:50	28.24	63.9	**4.19**	2.8	SR13	15/10/2014 13:50	28.27	69.3	**4.55**	4.6	SR13	15/10/2014 19:50	28.22	65.1	**4.27**	3.0
SR13	15/10/2014 1:55	28.31	68.1	**4.46**	3.5	SR13	15/10/2014 7:55	28.23	62.3	**4.09**	3.7	SR13	15/10/2014 13:55	28.27	69.8	**4.58**	5.2	SR13	15/10/2014 19:55	28.21	64.9	**4.26**	3.3
SR13	15/10/2014 2:00	28.30	68.4	**4.48**	4.2	SR13	15/10/2014 8:00	28.24	64.8	**4.25**	3.5	SR13	15/10/2014 14:00	28.27	69.3	**4.55**	4.8	SR13	15/10/2014 20:00	28.21	65.6	**4.30**	3.3
SR13	15/10/2014 2:05	28.30	67.5	**4.42**	2.9	SR13	15/10/2014 8:05	28.24	64.2	**4.21**	3.5	SR13	15/10/2014 14:05	28.27	69.6	**4.57**	4.7	SR13	15/10/2014 20:05	28.21	64.9	**4.26**	2.5
SR13	15/10/2014 2:10	28.28	69.2	**4.53**	4.2	SR13	15/10/2014 8:10	28.23	64.1	**4.20**	3.1	SR13	15/10/2014 14:10	28.27	69.7	**4.57**	5.4	SR13	15/10/2014 20:10	28.22	65.2	**4.28**	2.4
SR13	15/10/2014 2:15	28.29	68.8	**4.51**	3.8	SR13	15/10/2014 8:15	28.24	64.7	**4.25**	3.2	SR13	15/10/2014 14:15	28.26	69.4	**4.56**	4.6	SR13	15/10/2014 20:15	28.22	64.9	**4.26**	2.6
SR13	15/10/2014 2:20	28.29	68.7	**4.50**	4.2	SR13	15/10/2014 8:20	28.23	64.1	**4.21**	3.3	SR13	15/10/2014 14:20	28.26	68.1	**4.47**	3.6	SR13	15/10/2014 20:20	28.22	65.3	**4.29**	2.3
SR13	15/10/2014 2:25	28.30	68.9	**4.51**	4.3	SR13	15/10/2014 8:25	28.23	64.0	**4.20**	2.4	SR13	15/10/2014 14:25	28.25	68.1	**4.47**	4.4	SR13	15/10/2014 20:25	28.23	65.5	**4.30**	3.4
SR13	15/10/2014 2:30	28.29	68.6	**4.49**	3.8	SR13	15/10/2014 8:30	28.22	65.3	**4.29**	2.7	SR13	15/10/2014 14:30	28.26	69.0	**4.53**	5.3	SR13	15/10/2014 20:30	28.23	65.9	**4.32**	3.0
SR13	15/10/2014 2:35	28.29	68.1	**4.46**	3.8	SR13	15/10/2014 8:35	28.22	66.2	**4.35**	2.8	SR13	15/10/2014 14:35	28.26	69.4	**4.55**	6.1	SR13	15/10/2014 20:35	28.22	66.8	**4.38**	2.9
SR13	15/10/2014 2:40	28.29	67.7	**4.43**	3.0	SR13	15/10/2014 8:40	28.22	64.2	**4.21**	2.6	SR13	15/10/2014 14:40	28.27	69.7	**4.57**	6.5	SR13	15/10/2014 20:40	28.22	67.1	**4.40**	2.6
SR13	15/10/2014 2:45	28.29	67.9	**4.45**	2.9	SR13	15/10/2014 8:45	28.22	64.6	**4.24**	2.7	SR13	15/10/2014 14:45	28.26	69.6	**4.57**	5.5	SR13	15/10/2014 20:45	28.22	68.1	**4.46**	2.9
SR13	15/10/2014 2:50	28.29	67.4	**4.42**	2.9	SR13	15/10/2014 8:50	28.22	62.7	**4.12**	2.8	SR13	15/10/2014 14:50	28.27	69.5	**4.56**	6.0	SR13	15/10/2014 20:50	28.24	68.6	**4.50**	4.9
SR13	15/10/2014 2:55	28.29	66.5	**4.36**	2.5	SR13	15/10/2014 8:55	28.22	63.5	**4.16**	3.7	SR13	15/10/2014 14:55	28.27	68.8	**4.51**	6.4	SR13	15/10/2014 20:55	28.25	69.4	**4.55**	6.1
SR13	15/10/2014 3:00	28.29	66.1	**4.33**	2.0	SR13	15/10/2014 9:00	28.22	63.8	**4.19**	3.2	SR13	15/10/2014 15:00	28.27	68.9	**4.52**	6.3	SR13	15/10/2014 21:00	28.25	69.1	**4.53**	4.8
SR13	15/10/2014 3:05	28.29	66.9	**4.38**	2.8	SR13	15/10/2014 9:05	28.21	63.2	**4.15**	2.8	SR13						SR13	15/10/2014 21:05	28.25	69.3	**4.54**	5.0
SR13	15/10/2014 3:10	28.29	66.9	**4.38**	2.5	SR13	15/10/2014 9:10	28.16	57.2	**3.76**	3.9	SR13						SR13	15/10/2014 21:10	28.25	68.5	**4.49**	4.2
SR13	15/10/2014 3:15	28.29	67.4	**4.41**	3.0	SR13	15/10/2014 9:15	28.11	59.7	**3.93**	2.4	SR13						SR13	15/10/2014 21:15	28.25	68.4	**4.48**	4.2
SR13	15/10/2014 3:20	28.29	67.3	**4.41**	3.1	SR13	15/10/2014 9:20	28.15	60.4	**3.97**	2.5	SR13						SR13	15/10/2014 21:20	28.25	68.0	**4.46**	3.7
SR13	15/10/2014 3:25	28.29	67.1	**4.40**	2.4	SR13	15/10/2014 9:25	28.17	61.7	**4.06**	3.2	SR13	15/10/2014 15:25	28.27	69.2	**4.54**	4.9	SR13	15/10/2014 21:25	28.25	67.9	**4.45**	3.4
SR13	15/10/2014 3:30	28.29	66.9	**4.38**	2.4	SR13	15/10/2014 9:30	28.17	64.7	**4.25**	2.8	SR13	15/10/2014 15:30	28.27	68.9	**4.52**	6.6	SR13	15/10/2014 21:30	28.24	67.9	**4.45**	3.3
SR13	15/10/2014 3:35	28.29	66.4	**4.35**	1.9	SR13	15/10/2014 9:35	28.18	65.7	**4.32**	2.6	SR13	15/10/2014 15:35	28.25	68.2	**4.48**	4.0	SR13	15/10/2014 21:35	28.24	68.8	**4.51**	5.5
SR13	15/10/2014 3:40	28.29	67.2	**4.40**	3.2	SR13	15/10/2014 9:40	28.17	66.2	**4.35**	2.1	SR13	15/10/2014 15:40	28.25	68.3	**4.48**	4.6	SR13	15/10/2014 21:40	28.20	68.9	**4.52**	3.4
SR13	15/10/2014 3:45	28.28	65.8	**4.31**	2.3	SR13	15/10/2014 9:45	28.17	67.5	**4.44**	2.1	SR13	15/10/2014 15:45	28.25	67.6	**4.43**	3.9	SR13	15/10/2014 21:45	28.22	69.9	**4.58**	5.0
SR13	15/10/2014 3:50	28.28	65.9	**4.32**	1.5	SR13	15/10/2014 9:50	28.17	67.8	**4.46**	2.4	SR13	15/10/2014 15:50	28.26	68.3	**4.48**	4.6	SR13	15/10/2014 21:50	28.21	68.9	**4.52**	4.3
SR13	15/10/2014 3:55	28.28	65.2	**4.27**	1.5	SR13	15/10/2014 9:55	28.18	66.9	**4.40**	2.6	SR13	15/10/2014 15:55	28.27	68.8	**4.51**	4.8	SR13	15/10/2014 21:55	28.21	69.3	**4.55**	3.6
SR13	15/10/2014 4:00	28.28	65.8	**4.31**	1.5	SR13	15/10/2014 10:00	28.16	64.1	**4.21**	2.4	SR13	15/10/2014 16:00	28.27	68.8	**4.51**	4.3	SR13	15/10/2014 22:00	28.21	67.9	**4.46**	2.8
SR13	15/10/2014 4:05	28.29	65.3	**4.27**	1.3	SR13	15/10/2014 10:05	28.18	66.4	**4.36**	2.0	SR13	15/10/2014 16:05	28.27	68.1	**4.47**	3.6	SR13	15/10/2014 22:05	28.21	67.0	**4.40**	2.6
SR13	15/10/2014 4:10	28.28	66.6	**4.36**	2.1	SR13	15/10/2014 10:10	28.19	65.6	**4.31**	2.2	SR13	15/10/2014 16:10	28.22	68.4	**4.49**	3.4	SR13	15/10/2014 22:10	28.20	66.2	**4.34**	2.0
SR13	15/10/2014 4:15	28.28	66.8	**4.38**	1.8	SR13	15/10/2014 10:15	28.21	66.7	**4.38**	4.6	SR13	15/10/2014 16:15	28.23	68.1	**4.47**	3.8	SR13	15/10/2014 22:15	28.18	66.4	**4.35**	2.4
SR13	15/10/2014 4:20	28.28	66.9	**4.38**	1.7	SR13	15/10/2014 10:20	28.16	67.8	**4.46**	3.1	SR13	15/10/2014 16:20	28.27	69.8	**4.58**	10.1	SR13	15/10/2014 22:20	28.18	65.4	**4.29**	2.1
SR13	15/10/2014 4:25	28.27	67.3	**4.41**	2.5	SR13	15/10/2014 10:25	28.13	62.9	**4.14**	2.9	SR13	15/10/2014 16:25	28.27	69.5	**4.56**	**19.5**	SR13	15/10/2014 22:25	28.22	70.8	**4.64**	4.2
SR13	15/10/2014 4:30	28.27	67.4	**4.42**	2.6	SR13	15/10/2014 10:30	28.16	65.8	**4.33**	3.4	SR13	15/10/2014 16:30	28.27	69.0	**4.53**	10.9	SR13	15/10/2014 22:30	28.22	70.1	**4.59**	4.5
SR13	15/10/2014 4:35	28.27	67.1	**4.40**	1.8	SR13	15/10/2014 10:35	28.18	67.3	**4.42**	3.3	SR13	15/10/2014 16:35	28.26	68.9	**4.52**	10.9	SR13	15/10/2014 22:35	28.23	69.4	**4.55**	5.0
SR13	15/10/2014 4:40	28.26	66.9	**4.39**	2.7	SR13	15/10/2014 10:40	28.18	67.1	**4.41**	3.6	SR13	15/10/2014 16:40	28.26	68.8	**4.51**	11.4	SR13	15/10/2014 22:40	28.23	69.9	**4.58**	4.0
SR13	15/10/2014 4:45	28.27	67.4	**4.42**	4.1	SR13	15/10/2014 10:45	28.19	67.3	**4.42**	3.9	SR13	15/10/2014 16:45	28.26	68.4	**4.48**	9.0	SR13	15/10/2014 22:45	28.22	70.0	**4.59**	3.2
SR13	15/10/2014 4:50	28.26	67.6	**4.43**	3.5	SR13	15/10/2014 10:50	28.11	65.9	**4.34**	2.9	SR13	15/10/2014 16:50	28.26	68.3	**4.48**	8.4	SR13	15/10/2014 22:50	28.22	70.6	**4.63**	5.8
SR13	15/10/2014 4:55	28.27	67.1	**4.40**	4.2	SR13	15/10/2014 10:55	28.17	66.3	**4.36**	2.8	SR13	15/10/2014 16:55	28.25	68.6	**4.50**	8.9	SR13	15/10/2014 22:55	28.22	70.7	**4.63**	4.2
SR13	15/10/2014 5:00	28.27	67.4	**4.42**	4.4	SR13	15/10/2014 11:00	28.15	65.0	**4.27**	3.3	SR13	15/10/2014 17:00	28.25	68.2	**4.48**	8.3	SR13	15/10/2014 23:00	28.22	69.8	**4.58**	3.6
SR13	15/10/2014 5:05	28.27	67.1	**4.40**	4.9	SR13	15/10/2014 11:05	28.18	65.7	**4.32**	3.2	SR13	15/10/2014 17:05	28.26	68.2	**4.48**	8.7	SR13	15/10/2014 23:05	28.22	70.2	**4.61**	5.2
SR13	15/10/2014 5:10	28.27	67.2	**4.40**	4.1	SR13	15/10/2014 11:10	28.16	63.3	**4.16**	3.0	SR13	15/10/2014 17:10	28.27	68.2	**4.47**	9.2	SR13	15/10/2014 23:10	28.21	68.3	**4.48**	3.2
SR13	15/10/2014 5:15	28.27	65.5	**4.29**	3.2	SR13	15/10/2014 11:15	28.17	63.4	**4.17**	2.4	SR13	15/10/2014 17:15	28.27	68.9	**4.52**	9.1	SR13	15/10/2014 23:15	28.21	68.2	**4.47**	3.2
SR13	15/10/2014 5:20	28.26	67.3	**4.41**	3.9	SR13	15/10/2014 11:20	28.21	67.3	**4.42**	2.4	SR13	15/10/2014 17:20	28.25	67.2	**4.41**	6.4	SR13	15/10/2014 23:20	28.21	67.9	**4.45**	2.9
SR13	15/10/2014 5:25	28.25	65.8	**4.31**	2.5	SR13	15/10/2014 11:25	28.23	68.6	**4.51**	2.7	SR13	15/10/2014 17:25	28.22	67.0	**4.39**	6.8	SR13	15/10/2014 23:25	28.22	67.9	**4.46**	3.1
SR13	15/10/2014 5:30	28.24	65.8	**4.31**	3.1	SR13	15/10/2014 11:30	28.23	68.9	**4.52**	1.9	SR13	15/10/2014 17:30	28.27	69.8	**4.58**	10.2	SR13	15/10/2014 23:30	28.20	68.8	**4.52**	3.5
SR13	15/10/2014 5:35	28.25	67.0	**4.39**	2.9	SR13	15/10/2014 11:35	28.26	69.1	**4.54**	2.0	SR13	15/10/2014 17:35	28.27	69.2	**4.53**	10.7	SR13	15/10/2014 23:35	28.21	68.2	**4.47**	2.5
SR13	15/10/2014 5:40	28.25	67.3	**4.41**	2.8	SR13	15/10/2014 11:40	28.27	67.5	**4.43**	2.9	SR13	15/10/2014 17:40	28.26	68.8	**4.51**	12.4	SR13	15/10/2014 23:40	28.21	67.9	**4.45**	2.7
SR13	15/10/2014 5:45	28.25	67.2	**4.40**	3.4	SR13	15/10/2014 11:45	28.24	68.6	**4.51**	2.2	SR13	15/10/2014 17:45	28.26	68.1	**4.46**	12.4	SR13	15/10/2014 23:45	28.22	67.8	**4.45**	2.5
SR13	15/10/2014 5:50	28.25	67.7	**4.44**	3.8	SR13	15/10/2014 11:50	28.25	69.6	**4.57**	2.3	SR13	15/10/2014 17:50	28.26	68.0	**4.46**	8.2	SR13	15/10/2014 23:50	28.23	67.2	**4.40**	2.1
SR13	15/10/2014 5:55	28.25	67.2	**4.41**	3.3	SR13	15/10/2014 11:55	28.25	69.3	**4.55**	2.2	SR13	15/10/2014 17:55	28.25	68.3	**4.48**	6.4	SR13	15/10/2014 23:55	28.24	67.6	**4.44**	2.8

Station	Timestamp	NH_3 (mg/L)				Station	Timestamp	NH_3 (mg/L)			
SR4	15/10/2014 0:17	0.05				SR12	15/10/2014 0:17	0.06			
SR4	15/10/2014 0:37	0.06				SR12	15/10/2014 0:37	0.06			
SR4	15/10/2014 0:57	0.06				SR12	15/10/2014 0:57	0.07			
SR4	15/10/2014 1:17	0.05				SR12	15/10/2014 1:17	0.06			
SR4	15/10/2014 1:37	0.05				SR12	15/10/2014 1:37	0.08			
SR4	15/10/2014 1:57	0.06				SR12	15/10/2014 1:57	0.08			
SR4	15/10/2014 2:17	0.05				SR12	15/10/2014 2:17	0.07			
SR4	15/10/2014 2:37	0.06				SR12	15/10/2014 2:37	0.06			
SR4	15/10/2014 2:57	0.06				SR12	15/10/2014 2:57	0.06			
SR4	15/10/2014 3:17	0.06				SR12	15/10/2014 3:17	0.07			
SR4	15/10/2014 3:37	0.05				SR12	15/10/2014 3:37	0.07			
SR4	15/10/2014 3:57	0.06				SR12	15/10/2014 3:57	0.07			
SR4	15/10/2014 4:17	0.06				SR12	15/10/2014 4:17	0.06			
SR4	15/10/2014 4:37	0.07				SR12	15/10/2014 4:37	0.06			
SR4	15/10/2014 4:57	0.06				SR12	15/10/2014 4:57	0.07			
SR4	15/10/2014 5:17	0.06				SR12	15/10/2014 5:17	0.07			
SR4	15/10/2014 5:37	0.06				SR12	15/10/2014 5:37	0.07			
SR4	15/10/2014 5:57	0.07				SR12	15/10/2014 5:57	0.07			
SR4						SR12					
SR4	15/10/2014 6:37	0.07				SR12	15/10/2014 6:37	0.08			
SR4	15/10/2014 6:57	0.05				SR12	15/10/2014 6:57	0.08			
SR4	15/10/2014 7:17	0.05				SR12	15/10/2014 7:17	0.08			
SR4	15/10/2014 7:37	0.05				SR12	15/10/2014 7:37	0.08			
SR4	15/10/2014 7:57	0.06				SR12	15/10/2014 7:57	0.07			
SR4	15/10/2014 8:17	0.06				SR12	15/10/2014 8:17	0.06			
SR4	15/10/2014 8:37	0.06				SR12	15/10/2014 8:37	0.06			
SR4	15/10/2014 8:57	0.06				SR12	15/10/2014 8:57	0.07			
SR4	15/10/2014 9:17	0.06				SR12	15/10/2014 9:17	0.06			
SR4	15/10/2014 9:37	0.06				SR12	15/10/2014 9:37	0.05			
SR4	15/10/2014 9:57	0.06				SR12	15/10/2014 9:57	0.05			
SR4	15/10/2014 10:17	0.05				SR12	15/10/2014 10:17	0.06			
SR4	15/10/2014 10:37	0.06				SR12	15/10/2014 10:37	0.06			
SR4	15/10/2014 10:57	0.06				SR12	15/10/2014 10:57	0.06			
SR4	15/10/2014 11:17	0.07				SR12	15/10/2014 11:17	0.06			
SR4	15/10/2014 11:37	0.07				SR12	15/10/2014 11:37	0.08			
SR4	15/10/2014 11:57	0.07				SR12	15/10/2014 11:57	0.08			
SR4	15/10/2014 12:17	0.06				SR12	15/10/2014 12:17	0.06			
SR4	15/10/2014 12:37	0.06				SR12	15/10/2014 12:37	0.07			
SR4	15/10/2014 12:57	0.07				SR12	15/10/2014 12:57	0.08			
SR4	15/10/2014 13:17	0.08				SR12	15/10/2014 13:17	0.06			
SR4	15/10/2014 13:37	0.07				SR12	15/10/2014 13:37	0.07			
SR4	15/10/2014 13:57	0.08				SR12	15/10/2014 13:57	0.09			
SR4	15/10/2014 14:17	0.08				SR12	15/10/2014 14:17	0.07			
SR4	15/10/2014 14:37	0.07				SR12	15/10/2014 14:37	0.05			
SR4	15/10/2014 14:57	0.06				SR12	15/10/2014 14:57	0.06			
SR4	15/10/2014 15:17	0.08				SR12	15/10/2014 15:17	0.06			
SR4	15/10/2014 15:37	0.08				SR12	15/10/2014 15:37	0.06			
SR4	15/10/2014 15:57	0.08				SR12	15/10/2014 15:57	0.06			
SR4	15/10/2014 16:17	0.06				SR12	15/10/2014 16:17	0.06			
SR4	15/10/2014 16:37	0.07				SR12	15/10/2014 16:37	0.06			
SR4	15/10/2014 16:57	0.07				SR12	15/10/2014 16:57	0.05			
SR4	15/10/2014 17:17	0.08				SR12	15/10/2014 17:17	0.07			
SR4	15/10/2014 17:37	0.07				SR12	15/10/2014 17:37	0.06			
SR4	15/10/2014 17:57	0.07				SR12	15/10/2014 17:57	0.06			
SR4	15/10/2014 18:17	0.08				SR12	15/10/2014 18:17	0.07			
SR4	15/10/2014 18:37	0.08				SR12	15/10/2014 18:37	0.08			
SR4	15/10/2014 18:57	0.08				SR12	15/10/2014 18:57	0.07			
SR4	15/10/2014 19:17	0.09				SR12	15/10/2014 19:17	0.06			
SR4	15/10/2014 19:37	0.08				SR12	15/10/2014 19:37	0.06			
SR4	15/10/2014 19:57	0.06				SR12	15/10/2014 19:57	0.07			
SR4	15/10/2014 20:17	0.07				SR12	15/10/2014 20:17	0.06			
SR4	15/10/2014 20:37	0.07				SR12	15/10/2014 20:37	0.08			
SR4	15/10/2014 20:57	0.06				SR12	15/10/2014 20:57	0.08			
SR4	15/10/2014 21:17	0.08				SR12	15/10/2014 21:17	0.07			
SR4	15/10/2014 21:37	0.08				SR12	15/10/2014 21:37	0.06			
SR4	15/10/2014 21:57	0.08				SR12	15/10/2014 21:57	0.06			
SR4	15/10/2014 22:17	0.08				SR12	15/10/2014 22:17	0.07			
SR4	15/10/2014 22:37	0.08				SR12	15/10/2014 22:37	0.07			
SR4	15/10/2014 22:57	0.07				SR12	15/10/2014 22:57	0.06			
SR4	15/10/2014 23:17	0.07				SR12	15/10/2014 23:17	0.06			
SR4	15/10/2014 23:37	0.06				SR12	15/10/2014 23:37	0.05			
SR4	15/10/2014 23:57	0.06				SR12	15/10/2014 23:57	0.05			

Remark: Fonts with underline: Action Level Exceedance
Fonts with bold and underline: Limit Level Exceedance
Automatic Instrument calibration of NH3-N monitor was carried out during 5:57-6:37 at SR4 and SR12.
SR13 monitoring station was under maintenance during 15:00-15:25.

Station	Timestamp	Temp (°C)	DO (%)	DO (mg/L)	Tur (NTU)	Station	Timestamp	Temp (°C)	DO (%)	DO (mg/L)	Tur (NTU)	Station	Timestamp	Temp (°C)	DO (%)	DO (mg/L)	Tur (NTU)	Station	Timestamp	Temp (°C)	DO (%)	DO (mg/L)	Tur (NTU)
SR4	16/10/2014 0:01	28.34	74.2	4.85	2.2	SR4	16/10/2014 6:01	28.29	69.8	4.56	0.8	SR4	16/10/2014 12:01	28.30	80.5	5.27	0.6	SR4	16/10/2014 18:01	28.24	72.9	4.77	0.8
SR4	16/10/2014 0:06	28.34	74.1	4.84	2.1	SR4	16/10/2014 6:06	28.30	69.9	4.57	0.7	SR4	16/10/2014 12:06	28.32	81.7	5.35	2.1	SR4	16/10/2014 18:06	28.26	73.6	4.81	1.0
SR4	16/10/2014 0:11	28.34	73.5	4.80	2.1	SR4	16/10/2014 6:11	28.31	70.3	4.59	1.0	SR4	16/10/2014 12:11	28.30	82.1	5.38	1.4	SR4	16/10/2014 18:11	28.28	75.2	4.92	1.1
SR4	16/10/2014 0:16	28.34	73.3	4.79	1.5	SR4	16/10/2014 6:16	28.30	70.4	4.61	2.5	SR4	16/10/2014 12:16	28.31	81.9	5.36	0.6	SR4	16/10/2014 18:16	28.27	75.0	4.91	0.7
SR4	16/10/2014 0:21	28.32	74.3	4.86	1.2	SR4	16/10/2014 6:21	28.31	70.3	4.60	2.0	SR4	16/10/2014 12:21	28.33	80.7	5.29	0.8	SR4	16/10/2014 18:21	28.27	74.5	4.87	0.9
SR4	16/10/2014 0:26	28.32	74.4	4.86	1.1	SR4	16/10/2014 6:26	28.31	69.8	4.56	1.6	SR4	16/10/2014 12:26	28.23	81.1	5.32	2.2	SR4	16/10/2014 18:26	28.26	74.7	4.88	1.0
SR4	16/10/2014 0:31	28.32	73.9	4.83	1.2	SR4	16/10/2014 6:31	28.31	70.7	4.62	2.5	SR4	16/10/2014 12:31	28.24	79.6	5.22	2.9	SR4	16/10/2014 18:31	28.27	73.8	4.83	1.2
SR4	16/10/2014 0:36	28.31	72.9	4.77	0.7	SR4	16/10/2014 6:36	28.31	70.1	4.58	0.9	SR4	16/10/2014 12:36	28.24	79.7	5.22	3.5	SR4	16/10/2014 18:36	28.23	72.4	4.74	1.2
SR4	16/10/2014 0:41	28.31	72.2	4.72	1.1	SR4	16/10/2014 6:41	28.31	69.8	4.56	2.3	SR4	16/10/2014 12:41	28.25	79.5	5.21	1.5	SR4	16/10/2014 18:41	28.23	71.8	4.70	0.8
SR4	16/10/2014 0:46	28.31	72.5	4.74	0.7	SR4	16/10/2014 6:46	28.31	70.2	4.59	1.4	SR4	16/10/2014 12:46	28.23	78.8	5.17	2.7	SR4	16/10/2014 18:46	28.25	71.9	4.70	1.0
SR4	16/10/2014 0:51	28.32	70.9	4.64	1.2	SR4	16/10/2014 6:51	28.30	70.7	4.62	2.4	SR4	16/10/2014 12:51	28.22	80.4	5.27	1.9	SR4	16/10/2014 18:51	28.28	71.6	4.68	1.5
SR4	16/10/2014 0:56	28.32	71.0	4.64	1.3	SR4	16/10/2014 6:56	28.30	71.3	4.66	2.3	SR4	16/10/2014 12:56	28.22	79.8	5.23	2.0	SR4	16/10/2014 18:56	28.28	72.0	4.71	1.4
SR4	16/10/2014 1:01	28.32	71.1	4.65	1.1	SR4	16/10/2014 7:01	28.30	70.7	4.62	1.8	SR4	16/10/2014 13:01	28.22	80.9	5.30	2.1	SR4	16/10/2014 19:01	28.28	72.2	4.72	1.4
SR4	16/10/2014 1:06	28.32	72.8	4.76	2.7	SR4	16/10/2014 7:06	28.30	71.4	4.67	2.0	SR4	16/10/2014 13:06	28.22	78.5	5.14	1.4	SR4	16/10/2014 19:06	28.28	72.9	4.76	1.8
SR4	16/10/2014 1:11	28.32	71.3	4.66	2.0	SR4	16/10/2014 7:11	28.30	71.8	4.70	4.3	SR4	16/10/2014 13:11	28.27	78.6	5.14	1.8	SR4	16/10/2014 19:11	28.28	73.6	4.81	1.7
SR4	16/10/2014 1:16	28.32	70.7	4.62	1.4	SR4	16/10/2014 7:16	28.29	71.1	4.65	2.6	SR4	16/10/2014 13:16	28.29	78.9	5.16	2.8	SR4	16/10/2014 19:16	28.28	73.4	4.80	1.9
SR4	16/10/2014 1:21	28.32	70.8	4.63	0.9	SR4	16/10/2014 7:21	28.29	71.8	4.70	4.7	SR4	16/10/2014 13:21	28.28	79.1	5.17	1.7	SR4	16/10/2014 19:21	28.28	72.5	4.74	1.4
SR4	16/10/2014 1:26	28.31	71.3	4.66	0.9	SR4	16/10/2014 7:26	28.29	71.6	4.68	4.3	SR4	16/10/2014 13:26	28.24	78.8	5.16	2.2	SR4	16/10/2014 19:26	28.28	73.7	4.82	1.8
SR4	16/10/2014 1:31	28.23	69.4	4.54	0.1	SR4	16/10/2014 7:31	28.29	72.0	4.71	5.0	SR4	16/10/2014 13:31	28.28	78.6	5.14	3.6	SR4	16/10/2014 19:31	28.25	72.3	4.73	1.7
SR4	16/10/2014 1:36	28.27	69.9	4.57	2.3	SR4	16/10/2014 7:36	28.29	72.5	4.74	4.0	SR4	16/10/2014 13:36	28.30	78.2	5.11	2.0	SR4	16/10/2014 19:36	28.10	66.1	4.34	0.2
SR4	16/10/2014 1:41	28.29	71.4	4.67	1.2	SR4	16/10/2014 7:41	28.29	72.8	4.76	3.4	SR4	16/10/2014 13:41	28.31	77.9	5.09	1.7	SR4	16/10/2014 19:41	28.16	67.8	4.44	0.4
SR4	16/10/2014 1:46	28.29	71.2	4.65	1.0	SR4	16/10/2014 7:46	28.29	71.8	4.69	3.3	SR4	16/10/2014 13:46	28.31	77.7	5.08	4.3	SR4	16/10/2014 19:46	28.19	69.6	4.56	0.9
SR4	16/10/2014 1:51	28.28	70.4	4.60	0.8	SR4	16/10/2014 7:51	28.30	72.4	4.73	2.7	SR4	16/10/2014 13:51	28.33	78.0	5.10	2.1	SR4	16/10/2014 19:51	28.21	69.0	4.52	2.5
SR4	16/10/2014 1:56	28.28	68.8	4.50	0.4	SR4	16/10/2014 7:56	28.30	73.4	4.80	3.5	SR4	16/10/2014 13:56	28.33	77.0	5.03	2.4	SR4	16/10/2014 19:56	28.20	69.6	4.56	0.7
SR4	16/10/2014 2:01	28.31	71.5	4.67	1.2	SR4	16/10/2014 8:01	28.30	73.2	4.79	4.2	SR4	16/10/2014 14:01	28.33	77.2	5.05	3.2	SR4	16/10/2014 20:01	28.21	72.7	4.76	0.9
SR4	16/10/2014 2:06	28.31	70.9	4.64	0.6	SR4	16/10/2014 8:06	28.30	73.3	4.79	3.7	SR4	16/10/2014 14:06	28.33	77.1	5.04	2.7	SR4	16/10/2014 20:06	28.21	73.5	4.81	1.0
SR4	16/10/2014 2:11	28.31	69.7	4.56	0.4	SR4	16/10/2014 8:11	28.30	73.7	4.82	**12.1**	SR4	16/10/2014 14:11	28.34	77.9	5.09	2.3	SR4	16/10/2014 20:11	28.21	74.1	4.85	1.1
SR4	16/10/2014 2:16	28.31	70.0	4.58	0.5	SR4	16/10/2014 8:16	28.30	73.0	4.77	3.4	SR4	16/10/2014 14:16	28.33	77.1	5.04	3.1	SR4	16/10/2014 20:16	28.22	75.0	4.91	1.3
SR4	16/10/2014 2:21	28.31	70.5	4.61	0.9	SR4	16/10/2014 8:21	28.30	74.1	4.84	3.8	SR4	16/10/2014 14:21	28.33	76.7	5.01	3.3	SR4	16/10/2014 20:21	28.21	75.4	4.94	0.8
SR4	16/10/2014 2:26	28.30	71.6	4.68	0.9	SR4	16/10/2014 8:26	28.30	73.6	4.81	3.1	SR4	16/10/2014 14:26	28.33	76.8	5.02	2.6	SR4	16/10/2014 20:26	28.21	74.3	4.87	1.2
SR4	16/10/2014 2:31	28.29	72.7	4.75	0.7	SR4	16/10/2014 8:31	28.30	73.4	4.80	3.0	SR4	16/10/2014 14:31	28.33	76.9	5.03	1.4	SR4	16/10/2014 20:31	28.20	74.3	4.87	1.2
SR4	16/10/2014 2:36	28.29	70.6	4.62	0.2	SR4	16/10/2014 8:36	28.31	72.2	4.72	4.7	SR4	16/10/2014 14:36	28.33	77.1	5.04	2.4	SR4	16/10/2014 20:36	28.21	73.9	4.84	1.5
SR4	16/10/2014 2:41	28.28	72.0	4.71	0.5	SR4	16/10/2014 8:41	28.31	73.0	4.77	3.0	SR4	16/10/2014 14:41	28.34	77.4	5.06	3.2	SR4	16/10/2014 20:41	28.19	74.8	4.90	1.1
SR4	16/10/2014 2:46	28.28	72.0	4.71	1.3	SR4	16/10/2014 8:46	28.31	73.7	4.81	3.8	SR4	16/10/2014 14:46	28.34	77.0	5.03	3.0	SR4	16/10/2014 20:46	28.19	74.9	4.90	1.2
SR4	16/10/2014 2:51	28.28	72.3	4.73	1.1	SR4	16/10/2014 8:51	28.31	74.2	4.84	6.0	SR4	16/10/2014 14:51	28.34	78.2	5.11	2.1	SR4	16/10/2014 20:51	28.20	74.1	4.85	1.1
SR4	16/10/2014 2:56	28.28	72.7	4.75	0.8	SR4	16/10/2014 8:56	28.32	73.8	4.82	3.7	SR4	16/10/2014 14:56	28.34	77.2	5.04	2.4	SR4	16/10/2014 20:56	28.19	73.7	4.83	1.2
SR4	16/10/2014 3:01	28.28	72.3	4.73	1.0	SR4	16/10/2014 9:01	28.32	74.8	4.88	3.9	SR4	16/10/2014 15:01	28.34	77.2	5.04	1.9	SR4	16/10/2014 21:01	28.19	73.9	4.84	1.6
SR4	16/10/2014 3:06	28.27	71.9	4.71	0.3	SR4	16/10/2014 9:06	28.32	74.1	4.84	4.1	SR4	16/10/2014 15:06	28.34	76.9	5.03	2.7	SR4	16/10/2014 21:06	28.19	73.5	4.81	1.1
SR4	16/10/2014 3:11	28.27	71.3	4.67	0.2	SR4	16/10/2014 9:11	28.33	74.6	4.87	2.4	SR4	16/10/2014 15:11	28.35	76.8	5.02	2.0	SR4	16/10/2014 21:11	28.19	72.6	4.76	1.0
SR4	16/10/2014 3:16	28.28	71.2	4.66	0.3	SR4	16/10/2014 9:16	28.33	74.3	4.85	2.8	SR4	16/10/2014 15:16	28.35	76.0	4.97	0.9	SR4	16/10/2014 21:16	28.19	72.9	4.78	1.3
SR4	16/10/2014 3:21	28.28	70.9	4.64	0.4	SR4	16/10/2014 9:21	28.34	74.0	4.84	1.9	SR4	16/10/2014 15:21	28.35	77.0	5.03	1.2	SR4	16/10/2014 21:21	28.18	75.3	4.93	1.1
SR4	16/10/2014 3:26	28.28	70.5	4.61	0.6	SR4	16/10/2014 9:26	28.34	75.1	4.90	2.7	SR4	16/10/2014 15:26	28.36	76.8	5.02	1.0	SR4	16/10/2014 21:26	28.18	75.4	4.94	1.0
SR4	16/10/2014 3:31	28.28	72.3	4.73	0.8	SR4	16/10/2014 9:31	28.33	74.5	4.86	1.8	SR4	16/10/2014 15:31	28.35	76.0	4.97	1.7	SR4	16/10/2014 21:31	28.18	74.5	4.88	1.6
SR4	16/10/2014 3:36	28.28	71.8	4.70	0.9	SR4	16/10/2014 9:36	28.36	75.6	4.93	2.4	SR4	16/10/2014 15:36	28.35	76.5	5.00	2.1	SR4	16/10/2014 21:36	28.18	74.8	4.90	0.8
SR4	16/10/2014 3:41	28.27	71.5	4.68	1.3	SR4	16/10/2014 9:41	28.36	74.3	4.85	2.8	SR4	16/10/2014 15:41	28.35	76.4	4.99	2.4	SR4	16/10/2014 21:41	28.18	75.8	4.96	0.9
SR4	16/10/2014 3:46	28.27	71.4	4.67	0.6	SR4	16/10/2014 9:46	28.37	75.1	4.90	2.3	SR4	16/10/2014 15:46	28.35	75.7	4.94	2.4	SR4	16/10/2014 21:46	28.19	75.3	4.93	0.9
SR4	16/10/2014 3:51	28.27	70.6	4.62	0.6	SR4	16/10/2014 9:51	28.38	74.5	4.86	2.3	SR4	16/10/2014 15:51	28.35	76.0	4.96	2.2	SR4	16/10/2014 21:51	28.19	73.1	4.79	0.4
SR4	16/10/2014 3:56	28.26	70.8	4.63	0.4	SR4	16/10/2014 9:56	28.37	75.0	4.90	1.5	SR4	16/10/2014 15:56	28.35	75.6	4.94	2.4	SR4	16/10/2014 21:56	28.20	74.6	4.89	0.5
SR4	16/10/2014 4:01	28.26	70.2	4.60	0.2	SR4	16/10/2014 10:01	28.38	75.1	4.90	1.3	SR4	16/10/2014 16:01	28.35	75.5	4.93	3.3	SR4	16/10/2014 22:01	28.21	76.1	4.98	1.1
SR4	16/10/2014 4:06	28.28	70.9	4.64	0.5	SR4	16/10/2014 10:06	28.38	74.4	4.86	1.2	SR4	16/10/2014 16:06	28.34	75.7	4.95	2.0	SR4	16/10/2014 22:06	28.21	75.7	4.96	0.7
SR4	16/10/2014 4:11	28.26	70.2	4.59	0.1	SR4	16/10/2014 10:11	28.37	74.8	4.88	2.0	SR4	16/10/2014 16:11	28.34	75.2	4.91	2.1	SR4	16/10/2014 22:11	28.22	75.5	4.94	0.9
SR4	16/10/2014 4:16	28.27	70.7	4.63	0.5	SR4	16/10/2014 10:16	28.32	76.2	4.98	2.5	SR4	16/10/2014 16:16	28.34	75.4	4.92	2.1	SR4	16/10/2014 22:16	28.20	74.7	4.89	0.6
SR4	16/10/2014 4:21	28.27	70.4	4.61	0.5	SR4	16/10/2014 10:21	28.38	76.8	5.01	2.1	SR4	16/10/2014 16:21	28.34	75.3	4.92	1.5	SR4	16/10/2014 22:21	28.18	73.8	4.84	0.3
SR4	16/10/2014 4:26	28.26	70.2	4.59	0.8	SR4	16/10/2014 10:26	28.38	75.7	4.94	1.1	SR4	16/10/2014 16:26	28.34	75.1	4.90	2.0	SR4	16/10/2014 22:26	28.17	73.4	4.81	0.4
SR4	16/10/2014 4:31	28.24	69.6	4.56	0.1	SR4	16/10/2014 10:31	28.36	75.8	4.95	1.5	SR4	16/10/2014 16:31	28.34	76.1	4.97	2.2	SR4	16/10/2014 22:31	28.19	73.8	4.83	0.5
SR4	16/10/2014 4:36	28.24	69.4	4.54	0.5	SR4	16/10/2014 10:36	28.37	76.5	4.99	1.3	SR4	16/10/2014 16:36	28.34	75.1	4.91	1.2	SR4	16/10/2014 22:36	28.21	73.9	4.84	0.8
SR4	16/10/2014 4:41	28.24	69.1	4.52	0.2	SR4	16/10/2014 10:41	28.36	76.1	4.97	1.8	SR4	16/10/2014 16:41	28.33	74.3	4.86	2.6	SR4	16/10/2014 22:41	28.20	73.3	4.80	0.7
SR4	16/10/2014 4:46	28.26	69.9	4.58	0.6	SR4	16/10/2014 10:46	28.38	76.5	4.99	3.0	SR4	16/10/2014 16:46	28.33	73.3	4.79	2.9	SR4	16/10/2014 22:46	28.20	73.0	4.78	1.4
SR4	16/10/2014 4:51	28.27	69.3	4.53	0.2	SR4	16/10/2014 10:51	28.36	77.4	5.06	0.7	SR4	16/10/2014 16:51	28.32	73.1	4.78	1.6	SR4	16/10/2014 22:51	28.15	71.2	4.67	0.3
SR4	16/10/2014 4:56	28.27	70.0	4.58	0.3	SR4	16/10/2014 10:56	28.33	78.1	5.11	0.9	SR4	16/10/2014 16:56	28.32	72.9	4.77	1.8	SR4	16/10/2014 22:56	28.17	72.1	4.72	0.3
SR4	16/10/2014 5:01	28.27	69.0	4.51	0.6	SR4	16/10/2014 11:01	28.35	78.7	5.15	0.8	SR4	16/10/2014 17:01	28.31	73.7	4.81	1.4	SR4	16/10/2014 23:01	28.20	72.9	4.78	0.5
SR4	16/10/2014 5:06	28.27	68.3	4.47	0.5	SR4	16/10/2014 11:06	28.38	78.7	5.14	0.9	SR4	16/10/2014 17:06	28.31	73.9	4.83	1.8	SR4	16/10/2014 23:06	28.21	73.1	4.79	1.0
SR4	16/10/2014 5:11	28.27	67.9	4.44	0.8	SR4	16/10/2014 11:11	28.31	79.4	5.19	0.2	SR4	16/10/2014 17:11	28.30	73.0	4.77	1.4	SR4	16/10/2014 23:11	28.21	73.4	4.81	0.7
SR4	16/10/2014 5:16	28.26	68.0	4.45	0.2	SR4	16/10/2014 11:16	28.39	77.5	5.07	0.6	SR4	16/10/2014 17:16	28.29	72.3	4.73	0.9	SR4	16/10/2014 23:16	28.20	74.9	4.90	0.7
SR4	16/10/2014 5:21	28.26	67.6	4.43	0.1	SR4	16/10/2014 11:21	28.33	78.2	5.12	0.2	SR4	16/10/2014 17:21	28.30	72.3	4.73	1.2	SR4	16/10/2014 23:21	28.18	74.1	4.85	0.4
SR4	16/10/2014 5:26	28.27	70.6	4.62	0.4	SR4	16/10/2014 11:26	28.30	80.0	5.24	0.5	SR4	16/10/2014 17:26	28.30	73.2	4.79	2.0	SR4	16/10/2014 23:26	28.13	75.0	4.92	0.3
SR4	16/10/2014 5:31	28.27	69.7	4.56	0.3	SR4	16/10/2014 11:31	28.33	81.6	5.34	2.0	SR4	16/10/2014 17:31	28.29	72.6	4.75	1.6	SR4	16/10/2014 23:31	28.12	74.5	4.89	0.3
SR4	16/10/2014 5:36	28.28	71.1	4.65	0.6	SR4	16/10/2014 11:36	28.33	83.2	5.44	1.4	SR4	16/10/2014 17:36	28.29	73.2	4.79	2.1	SR4	16/10/2014 23:36	28.10	75.7	4.97	0.6
SR4	16/10/2014 5:41	28.27	69.4	4.54	0.6	SR4	16/10/2014 11:41	28.31	80.6	5.28	0.7	SR4	16/10/2014 17:41	28.25	71.4	4.67	1.1	SR4	16/10/2014 23:41	28.07	74.3	4.88	0.2
SR4	16/10/2014 5:46	28.28	70.3	4.60	0.9	SR4	16/10/2014 11:46	28.35	83.0	5.43	1.0	SR4	16/10/2014 17:46	28.28	72.8	4.76	1.6	SR4	16/10/2014 23:46	28.09	74.3	4.88	0.2
SR4	16/10/2014 5:51	28.29	71.2	4.66	1.6	SR4	16/10/2014 11:51	28.28	81.9	5.37	0.6	SR4	16/10/2014 17:51	28.26	74.6	4.88	0.9	SR4	16/10/2014 23:51	28.12	74.1	4.86	0.3
SR4	16/10/2014 5:56	28.28	69.4	4.54	0.7	SR4	16/10/2014 11:56	28.29	82.0	5.37	0.8	SR4	16/10/2014 17:56	28.25	73.4	4.80	0.9	SR4	16/10/2014 23:56	28.13	73.7	4.83	0.5

Station	Timestamp	Temp (°C)	DO (%)	DO (mg/L)	Tur (NTU)	Station	Timestamp	Temp (°C)	DO (%)	DO (mg/L)	Tur (NTU)	Station	Timestamp	Temp (°C)	DO (%)	DO (mg/L)	Tur (NTU)	Station	Timestamp	Temp (°C)	DO (%)	DO (mg/L)	Tur (NTU)
SR5	16/10/2014 0:00	28.00	74.9	**4.91**	1.2	SR5	16/10/2014 6:00	27.71	86.1	5.67	0.8	SR5	16/10/2014 12:00	27.74	87.7	5.80	0.4	SR5	16/10/2014 18:00	28.13	77.0	**5.03**	3.2
SR5	16/10/2014 0:05	28.10	78.0	**5.10**	2.1	SR5	16/10/2014 6:05	27.74	85.4	5.63	0.9	SR5	16/10/2014 12:05	27.73	87.9	5.82	0.6	SR5	16/10/2014 18:05	28.15	76.4	**4.99**	3.1
SR5	16/10/2014 0:10	28.15	78.5	**5.13**	2.1	SR5	16/10/2014 6:10	27.79	84.8	5.58	0.8	SR5	16/10/2014 12:10	27.77	88.1	5.83	0.6	SR5	16/10/2014 18:10	28.15	76.7	**5.01**	2.9
SR5	16/10/2014 0:15	27.94	78.7	**5.16**	1.2	SR5	16/10/2014 6:15	27.73	85.2	5.61	0.7	SR5	16/10/2014 12:15	27.69	87.4	5.79	0.6	SR5	16/10/2014 18:15	28.17	78.1	**5.09**	3.5
SR5	16/10/2014 0:20	28.00	78.8	**5.16**	1.5	SR5	16/10/2014 6:20	27.60	86.6	5.73	0.6	SR5	16/10/2014 12:20	27.67	87.5	5.80	0.8	SR5	16/10/2014 18:20	28.09	77.3	**5.05**	2.7
SR5	16/10/2014 0:25	28.00	79.0	**5.18**	1.7	SR5	16/10/2014 6:25	27.61	86.9	5.74	0.6	SR5	16/10/2014 12:25	27.73	87.2	5.77	0.7	SR5	16/10/2014 18:25	28.13	77.4	**5.06**	2.9
SR5	16/10/2014 0:30	28.07	79.2	**5.18**	2.7	SR5	16/10/2014 6:30	27.71	86.4	5.70	0.7	SR5	16/10/2014 12:30	27.68	86.9	5.75	1.3	SR5	16/10/2014 18:30	28.07	76.4	**5.00**	2.5
SR5	16/10/2014 0:35	28.09	79.1	**5.17**	2.3	SR5	16/10/2014 6:35	27.68	86.2	5.69	0.6	SR5	16/10/2014 12:35	27.75	86.4	5.72	0.8	SR5	16/10/2014 18:35	28.10	76.9	**5.02**	2.6
SR5	16/10/2014 0:40	28.20	79.0	**5.16**	2.6	SR5	16/10/2014 6:40	27.72	85.9	5.67	0.7	SR5	16/10/2014 12:40	27.76	86.8	5.74	1.0	SR5	16/10/2014 18:40	28.12	77.5	**5.06**	2.7
SR5	16/10/2014 0:45	28.14	78.6	**5.13**	2.1	SR5	16/10/2014 6:45	27.81	85.6	5.64	0.7	SR5	16/10/2014 12:45	27.77	86.2	5.70	1.5	SR5	16/10/2014 18:45	28.14	78.2	**5.10**	2.6
SR5	16/10/2014 0:50	28.17	78.9	**5.15**	2.3	SR5	16/10/2014 6:50	27.75	85.5	5.63	0.7	SR5	16/10/2014 12:50	27.77	87.1	5.76	0.6	SR5	16/10/2014 18:50	28.15	77.5	**5.06**	2.4
SR5	16/10/2014 0:55	28.23	79.0	**5.15**	2.7	SR5	16/10/2014 6:55	27.82	85.2	5.61	0.8	SR5	16/10/2014 12:55	27.77	86.1	5.69	0.7	SR5	16/10/2014 18:55	28.16	77.2	**5.03**	3.7
SR5	16/10/2014 1:00	28.24	78.6	**5.12**	3.0	SR5	16/10/2014 7:00	27.81	85.0	5.59	0.7	SR5	16/10/2014 13:00	27.78	86.3	5.70	1.0	SR5	16/10/2014 19:00	28.15	77.4	**5.05**	2.9
SR5	16/10/2014 1:05	28.27	78.1	**5.08**	3.3	SR5	16/10/2014 7:05	27.82	84.8	5.58	0.8	SR5	16/10/2014 13:05	27.80	87.0	5.74	0.7	SR5	16/10/2014 19:05	28.12	76.1	**4.97**	2.9
SR5	16/10/2014 1:10	28.26	77.7	**5.06**	3.4	SR5	16/10/2014 7:10	27.82	85.1	5.60	0.8	SR5	16/10/2014 13:10	27.80	85.6	5.65	0.7	SR5	16/10/2014 19:10	28.11	76.2	**4.97**	2.9
SR5	16/10/2014 1:15	28.27	77.5	**5.04**	3.6	SR5	16/10/2014 7:15	27.80	85.5	5.63	1.2	SR5	16/10/2014 13:15	27.79	86.0	5.68	0.7	SR5	16/10/2014 19:15	28.09	75.4	**4.92**	2.8
SR5	16/10/2014 1:20	28.28	77.2	**5.02**	3.7	SR5	16/10/2014 7:20	27.77	85.6	5.64	1.1	SR5	16/10/2014 13:20	27.80	85.3	5.63	1.1	SR5	16/10/2014 19:20	28.05	75.3	**4.92**	3.1
SR5	16/10/2014 1:25	28.28	77.3	**5.03**	3.7	SR5	16/10/2014 7:25	27.75	85.5	5.64	0.9	SR5	16/10/2014 13:25	27.79	85.3	5.63	0.8	SR5	16/10/2014 19:25	27.98	74.7	**4.89**	2.2
SR5	16/10/2014 1:30	28.28	76.9	**5.00**	3.5	SR5	16/10/2014 7:30	27.77	85.3	5.62	0.8	SR5	16/10/2014 13:30	27.80	85.3	5.63	1.3	SR5	16/10/2014 19:30	28.05	75.5	**4.93**	2.7
SR5	16/10/2014 1:35	28.26	77.6	**5.05**	2.9	SR5	16/10/2014 7:35	27.76	85.5	5.64	1.0	SR5	16/10/2014 13:35	27.87	87.3	5.76	0.7	SR5	16/10/2014 19:35	28.18	76.1	**4.96**	3.6
SR5	16/10/2014 1:40	28.30	78.0	**5.07**	4.2	SR5	16/10/2014 7:40	27.78	85.1	5.61	0.8	SR5	16/10/2014 13:40	27.83	85.2	5.62	1.1	SR5	16/10/2014 19:40	28.15	75.6	**4.93**	3.1
SR5	16/10/2014 1:45	28.30	77.8	**5.06**	3.6	SR5	16/10/2014 7:45	27.79	85.4	5.62	1.1	SR5	16/10/2014 13:45	27.85	84.5	5.57	1.9	SR5	16/10/2014 19:45	28.10	75.3	**4.92**	2.9
SR5	16/10/2014 1:50	28.20	77.3	**5.04**	2.7	SR5	16/10/2014 7:50	27.75	85.7	5.65	0.9	SR5	16/10/2014 13:50	27.85	84.7	5.59	2.0	SR5	16/10/2014 19:50	28.11	75.0	**4.90**	2.8
SR5	16/10/2014 1:55	28.25	77.2	**5.02**	2.8	SR5	16/10/2014 7:55	27.77	85.6	5.64	1.2	SR5	16/10/2014 13:55	27.88	84.5	5.57	2.2	SR5	16/10/2014 19:55	28.08	75.1	**4.90**	2.6
SR5	16/10/2014 2:00	28.17	77.0	**5.02**	3.0	SR5	16/10/2014 8:00	27.77	85.3	5.62	1.2	SR5	16/10/2014 14:00	27.88	84.3	5.55	3.7	SR5	16/10/2014 20:00	28.05	75.0	**4.90**	2.7
SR5	16/10/2014 2:05	28.19	76.4	**4.98**	3.0	SR5	16/10/2014 8:05	27.75	85.4	5.63	1.0	SR5	16/10/2014 14:05	27.93	83.0	5.46	2.2	SR5	16/10/2014 20:05	28.07	75.7	**4.95**	2.6
SR5	16/10/2014 2:10	28.32	76.7	**4.98**	3.2	SR5	16/10/2014 8:10	27.72	85.9	5.67	1.1	SR5	16/10/2014 14:10	27.95	82.2	5.41	2.0	SR5	16/10/2014 20:10	28.11	75.6	**4.93**	2.5
SR5	16/10/2014 2:15	28.29	76.3	**4.96**	3.3	SR5	16/10/2014 8:15	27.70	86.2	5.69	1.0	SR5	16/10/2014 14:15	27.95	82.8	5.44	2.5	SR5	16/10/2014 20:15	28.11	75.8	**4.95**	2.5
SR5	16/10/2014 2:20	28.31	76.7	**4.99**	3.3	SR5	16/10/2014 8:20	27.71	86.3	5.70	1.1	SR5	16/10/2014 14:20	27.99	82.1	5.39	2.5	SR5	16/10/2014 20:20	28.07	75.7	**4.94**	2.9
SR5	16/10/2014 2:25	28.33	77.9	**5.06**	2.8	SR5	16/10/2014 8:25	27.71	85.7	5.66	1.1	SR5	16/10/2014 14:25	28.00	82.0	**5.38**	2.6	SR5	16/10/2014 20:25	27.98	75.5	**4.94**	2.3
SR5	16/10/2014 2:30	28.32	77.3	**5.02**	3.0	SR5	16/10/2014 8:30	27.63	86.5	5.72	1.0	SR5	16/10/2014 14:30	28.01	81.6	**5.36**	2.3	SR5	16/10/2014 20:30	28.07	76.1	**4.97**	2.5
SR5	16/10/2014 2:35	28.15	77.2	**5.04**	2.3	SR5	16/10/2014 8:35	27.64	86.8	5.74	1.1	SR5	16/10/2014 14:35	28.03	82.1	5.39	3.2	SR5	16/10/2014 20:35	28.17	77.1	**5.02**	2.6
SR5	16/10/2014 2:40	28.28	78.8	**5.12**	2.3	SR5	16/10/2014 8:40	27.64	86.8	5.74	1.1	SR5	16/10/2014 14:40	28.05	81.6	**5.35**	2.6	SR5	16/10/2014 20:40	28.19	76.9	**5.01**	2.9
SR5	16/10/2014 2:45	28.25	77.9	**5.07**	2.5	SR5	16/10/2014 8:45	27.64	86.8	5.74	1.2	SR5	16/10/2014 14:45	28.05	82.0	**5.38**	2.7	SR5	16/10/2014 20:45	28.20	76.7	**5.00**	3.0
SR5	16/10/2014 2:50	28.27	78.6	**5.10**	2.7	SR5	16/10/2014 8:50	27.65	86.7	5.73	1.1	SR5	16/10/2014 14:50	28.06	81.1	**5.31**	2.2	SR5	16/10/2014 20:50	28.17	76.5	**4.98**	3.3
SR5	16/10/2014 2:55	28.30	79.1	**5.14**	2.7	SR5	16/10/2014 8:55	27.60	87.8	5.81	0.9	SR5	16/10/2014 14:55	28.06	81.0	**5.30**	2.4	SR5	16/10/2014 20:55	28.09	76.2	**4.97**	2.8
SR5	16/10/2014 3:00	28.22	80.4	**5.23**	2.0	SR5	16/10/2014 9:00	27.63	87.4	5.79	0.8	SR5	16/10/2014 15:00	28.07	80.9	**5.30**	2.6	SR5	16/10/2014 21:00	27.98	79.2	**5.18**	2.2
SR5	16/10/2014 3:05	28.13	82.1	**5.35**	1.8	SR5	16/10/2014 9:05	27.63	87.0	5.76	1.1	SR5	16/10/2014 15:05	28.07	79.6	**5.21**	2.4	SR5	16/10/2014 21:05	28.01	80.2	**5.24**	2.1
SR5	16/10/2014 3:10	27.95	83.1	5.44	1.1	SR5	16/10/2014 9:10	27.58	88.3	5.85	1.0	SR5	16/10/2014 15:10	28.07	79.5	**5.21**	2.2	SR5	16/10/2014 21:10	27.99	80.1	**5.24**	2.0
SR5	16/10/2014 3:15	28.10	81.9	**5.35**	3.3	SR5	16/10/2014 9:15	27.60	87.6	5.80	0.8	SR5	16/10/2014 15:15	28.08	79.3	**5.19**	2.3	SR5	16/10/2014 21:15	28.01	79.9	**5.22**	1.9
SR5	16/10/2014 3:20	28.11	81.7	**5.34**	1.4	SR5	16/10/2014 9:20	27.57	88.8	5.88	0.6	SR5	16/10/2014 15:20	28.09	80.8	**5.29**	2.7	SR5	16/10/2014 21:20	28.04	80.7	**5.28**	1.8
SR5	16/10/2014 3:25	28.07	82.0	**5.35**	1.4	SR5	16/10/2014 9:25	27.58	88.9	5.89	1.0	SR5	16/10/2014 15:25	28.10	79.8	**5.22**	1.8	SR5	16/10/2014 21:25	28.05	81.1	**5.30**	1.9
SR5	16/10/2014 3:30	28.09	81.8	**5.34**	1.4	SR5	16/10/2014 9:30	27.52	89.7	5.95	0.5	SR5	16/10/2014 15:30	28.10	79.9	**5.23**	2.0	SR5	16/10/2014 21:30	28.06	80.8	**5.28**	2.0
SR5	16/10/2014 3:35	28.09	81.9	**5.35**	1.4	SR5	16/10/2014 9:35	27.57	89.2	5.91	1.0	SR5	16/10/2014 15:35	28.10	80.2	**5.25**	2.0	SR5	16/10/2014 21:35	28.05	80.9	**5.29**	1.9
SR5	16/10/2014 3:40	28.05	82.0	**5.36**	1.6	SR5	16/10/2014 9:40	27.58	89.0	5.90	0.6	SR5	16/10/2014 15:40	28.11	80.0	**5.23**	3.6	SR5	16/10/2014 21:40	28.04	81.1	**5.30**	1.9
SR5	16/10/2014 3:45	28.02	82.5	5.40	1.0	SR5	16/10/2014 9:45	27.55	89.2	5.92	0.9	SR5	16/10/2014 15:45	28.11	79.7	**5.21**	2.0	SR5	16/10/2014 21:45	28.04	81.2	**5.31**	2.0
SR5	16/10/2014 3:50	28.03	82.8	5.42	1.1	SR5	16/10/2014 9:50	27.55	89.2	5.92	1.1	SR5	16/10/2014 15:50	28.11	81.2	**5.31**	2.5	SR5	16/10/2014 21:50	28.03	81.1	**5.30**	1.7
SR5	16/10/2014 3:55	28.03	82.9	5.42	1.2	SR5	16/10/2014 9:55	27.56	88.5	5.87	0.7	SR5	16/10/2014 15:55	28.11	81.3	**5.32**	2.2	SR5	16/10/2014 21:55	28.04	81.0	**5.29**	2.3
SR5	16/10/2014 4:00	28.02	82.7	5.41	1.1	SR5	16/10/2014 10:00	27.59	88.0	5.84	0.8	SR5	16/10/2014 16:00	28.10	81.3	**5.32**	2.3	SR5	16/10/2014 22:00	28.04	80.9	**5.29**	1.8
SR5	16/10/2014 4:05	28.03	82.9	5.42	1.3	SR5	16/10/2014 10:05	27.60	87.9	5.83	1.0	SR5	16/10/2014 16:05	28.11	80.9	**5.29**	2.3	SR5	16/10/2014 22:05	28.04	81.3	**5.31**	1.6
SR5	16/10/2014 4:10	28.01	82.8	5.42	1.1	SR5	16/10/2014 10:10	27.62	88.1	5.84	0.7	SR5	16/10/2014 16:10	28.11	80.7	**5.27**	2.5	SR5	16/10/2014 22:10	28.05	81.2	**5.31**	1.9
SR5	16/10/2014 4:15	27.91	84.4	5.54	1.0	SR5	16/10/2014 10:15	27.67	87.4	5.78	1.1	SR5	16/10/2014 16:15	28.11	80.4	**5.26**	2.9	SR5	16/10/2014 22:15	28.03	80.9	**5.29**	1.5
SR5	16/10/2014 4:20	27.90	84.5	5.55	0.9	SR5	16/10/2014 10:20	27.66	87.5	5.80	0.9	SR5	16/10/2014 16:20	28.11	79.8	**5.22**	2.5	SR5	16/10/2014 22:20	28.05	80.9	**5.29**	1.7
SR5	16/10/2014 4:25	27.87	84.6	5.56	0.9	SR5	16/10/2014 10:25	27.66	87.6	5.80	1.1	SR5	16/10/2014 16:25	28.11	79.9	**5.23**	3.0	SR5	16/10/2014 22:25	28.03	79.8	**5.22**	1.8
SR5	16/10/2014 4:30	27.91	84.0	5.51	1.0	SR5	16/10/2014 10:30	27.67	87.6	5.80	2.3	SR5	16/10/2014 16:30	28.11	79.3	**5.18**	3.1	SR5	16/10/2014 22:30	28.03	80.1	**5.24**	1.8
SR5	16/10/2014 4:35	27.88	84.0	5.51	0.9	SR5	16/10/2014 10:35	27.66	87.8	5.82	1.2	SR5	16/10/2014 16:35	28.11	79.2	**5.18**	2.5	SR5	16/10/2014 22:35	28.05	80.9	**5.29**	1.6
SR5	16/10/2014 4:40	27.89	83.6	5.49	0.9	SR5	16/10/2014 10:40	27.65	87.8	5.82	1.2	SR5	16/10/2014 16:40	28.09	78.9	**5.17**	2.8	SR5	16/10/2014 22:40	28.04	78.9	**5.16**	1.8
SR5	16/10/2014 4:45	27.85	84.4	5.55	1.1	SR5	16/10/2014 10:45	27.64	88.4	5.86	1.0	SR5	16/10/2014 16:45	28.13	78.4	**5.12**	2.7	SR5	16/10/2014 22:45	28.05	79.1	**5.17**	1.8
SR5	16/10/2014 4:50	27.79	84.2	5.54	1.0	SR5	16/10/2014 10:50	27.66	88.8	5.88	1.1	SR5	16/10/2014 16:50	28.13	79.0	**5.16**	3.4	SR5	16/10/2014 22:50	28.04	79.1	**5.17**	2.0
SR5	16/10/2014 4:55	27.80	83.7	5.51	1.1	SR5	16/10/2014 10:55	27.67	89.3	5.92	0.8	SR5	16/10/2014 16:55	28.13	78.8	**5.15**	3.3	SR5	16/10/2014 22:55	28.06	78.9	**5.16**	2.6
SR5	16/10/2014 5:00	27.87	83.8	5.51	1.0	SR5	16/10/2014 11:00	27.66	88.3	5.85	0.9	SR5	16/10/2014 17:00	28.13	78.7	**5.14**	3.6	SR5	16/10/2014 23:00	28.05	78.8	**5.15**	2.0
SR5	16/10/2014 5:05	27.83	83.4	5.49	1.0	SR5	16/10/2014 11:05	27.70	89.2	5.91	0.8	SR5	16/10/2014 17:05	28.12	79.3	**5.18**	3.5	SR5	16/10/2014 23:05	28.05	78.7	**5.14**	1.6
SR5	16/10/2014 5:10	27.86	83.6	5.49	1.0	SR5	16/10/2014 11:10	27.71	89.2	5.90	0.8	SR5	16/10/2014 17:10	28.12	79.2	**5.17**	3.6	SR5	16/10/2014 23:10	28.05	78.9	**5.16**	1.8
SR5	16/10/2014 5:15	27.87	83.7	5.50	1.0	SR5	16/10/2014 11:15	27.76	90.5	5.99	0.5	SR5	16/10/2014 17:15	28.13	78.6	**5.14**	3.5	SR5	16/10/2014 23:15	28.03	78.6	**5.14**	1.9
SR5	16/10/2014 5:20	27.87	83.7	5.50	0.8	SR5	16/10/2014 11:20	27.71	89.4	5.92	0.8	SR5	16/10/2014 17:20	28.16	78.4	**5.12**	4.0	SR5	16/10/2014 23:20	28.04	78.7	**5.14**	1.7
SR5	16/10/2014 5:25	27.85	83.2	5.47	0.9	SR5	16/10/2014 11:25	27.68	88.0	5.83	0.7	SR5	16/10/2014 17:25	28.13	78.8	**5.15**	3.6	SR5	16/10/2014 23:25	28.04	78.5	**5.13**	2.0
SR5	16/10/2014 5:30	27.87	83.3	5.47	1.0	SR5	16/10/2014 11:30	27.68	88.6	5.86	0.7	SR5	16/10/2014 17:30	28.13	78.4	**5.12**	3.6	SR5	16/10/2014 23:30	28.03	78.6	**5.14**	2.0
SR5	16/10/2014 5:35	27.87	83.4	5.48	0.9	SR5	16/10/2014 11:35	27.69	88.6	5.87	0.6	SR5	16/10/2014 17:35	28.14	77.3	**5.05**	3.7	SR5	16/10/2014 23:35	28.02	78.6	**5.14**	1.8
SR5	16/10/2014 5:40	27.87	83.7	5.50	0.7	SR5	16/10/2014 11:40	27.70	88.4	5.86	1.1	SR5	16/10/2014 17:40	28.14	76.8	**5.02**	3.3	SR5	16/10/2014 23:40	28.03	78.5	**5.13**	2.0
SR5	16/10/2014 5:45	27.87	83.5	5.49	0.7	SR5	16/10/2014 11:45	27.70	87.5	5.79	0.5	SR5	16/10/2014 17:45	28.16	77.9	**5.08**	3.8	SR5	16/10/2014 23:45	28.02	78.4	**5.13**	2.2
SR5	16/10/2014 5:50	27.85	84.5	5.55	0.6	SR5	16/10/2014 11:50	27.74	87.9	5.82	0.4	SR5	16/10/2014 17:50	28.18	77.9	**5.08**	4.0	SR5	16/10/2014 23:50	28.03	78.5	**5.13**	2.0
SR5	16/10/2014 5:55	27.87	84.6	5.56	0.8	SR5	16/10/2014 11:55	27.76	87.8	5.80	0.4	SR5	16/10/2014 17:55	28.14	77.2	**5.04**	3.4	SR5	16/10/2014 23:55	28.04	78.4	**5.12**	1.9

Station	Timestamp	Temp (°C)	DO (%)	DO (mg/L)	Tur (NTU)	Station	Timestamp	Temp (°C)	DO (%)	DO (mg/L)	Tur (NTU)	Station	Timestamp	Temp (°C)	DO (%)	DO (mg/L)	Tur (NTU)	Station	Timestamp	Temp (°C)	DO (%)	DO (mg/L)	Tur (NTU)
SR9	16/10/2014 0:00	27.49	77.6	**5.08**	**8.7**	SR9	16/10/2014 6:00	27.25	86.8	**5.70**	4.2	SR9	16/10/2014 12:00	27.32	87.2	**5.72**	**6.0**	SR9	16/10/2014 18:00	27.40	91.3	5.99	**9.8**
SR9	16/10/2014 0:05	27.50	79.3	**5.19**	**8.5**	SR9	16/10/2014 6:05	27.25	87.6	**5.76**	**4.8**	SR9	16/10/2014 12:05	27.33	86.9	**5.70**	**5.7**	SR9	16/10/2014 18:05	27.40	91.3	5.98	**12.3**
SR9	16/10/2014 0:10	27.50	78.5	**5.13**	**8.8**	SR9	16/10/2014 6:10	27.24	87.6	**5.76**	4.7	SR9	16/10/2014 12:10	27.33	87.9	**5.77**	**5.3**	SR9	16/10/2014 18:10	27.39	91.0	**5.96**	**10.5**
SR9	16/10/2014 0:15	27.49	79.7	**5.22**	**8.2**	SR9	16/10/2014 6:15	27.23	87.5	**5.75**	4.6	SR9	16/10/2014 12:15	27.34	87.9	**5.77**	**5.3**	SR9	16/10/2014 18:15	27.38	90.9	**5.96**	**10.3**
SR9	16/10/2014 0:20	27.48	80.6	**5.27**	**7.9**	SR9	16/10/2014 6:20	27.25	88.0	**5.78**	4.6	SR9	16/10/2014 12:20	27.35	88.7	**5.82**	**5.1**	SR9	16/10/2014 18:20	27.39	90.6	**5.94**	**10.6**
SR9	16/10/2014 0:25	27.48	79.8	**5.22**	**8.2**	SR9	16/10/2014 6:25	27.23	87.6	**5.76**	4.6	SR9	16/10/2014 12:25	27.32	87.6	**5.75**	**5.8**	SR9	16/10/2014 18:25	27.39	90.6	**5.94**	**10.7**
SR9	16/10/2014 0:30	27.48	79.9	**5.23**	**7.8**	SR9	16/10/2014 6:30	27.23	87.5	**5.75**	4.6	SR9	16/10/2014 12:30	27.35	88.4	**5.80**	**5.3**	SR9	16/10/2014 18:30	27.38	91.0	5.97	**10.9**
SR9	16/10/2014 0:35	27.51	79.3	**5.19**	**8.5**	SR9	16/10/2014 6:35	27.22	86.8	**5.71**	4.1	SR9	16/10/2014 12:35	27.34	87.1	**5.72**	**6.5**	SR9	16/10/2014 18:35	27.38	90.9	**5.96**	**11.3**
SR9	16/10/2014 0:40	27.49	79.2	**5.18**	**8.4**	SR9	16/10/2014 6:40	27.23	86.6	**5.69**	4.2	SR9	16/10/2014 12:40	27.34	87.3	**5.73**	**6.2**	SR9	16/10/2014 18:40	27.37	91.1	5.97	**10.7**
SR9	16/10/2014 0:45	27.49	79.4	**5.20**	**8.2**	SR9	16/10/2014 6:45	27.23	86.8	**5.71**	4.3	SR9	16/10/2014 12:45	27.35	88.8	**5.83**	**5.4**	SR9	16/10/2014 18:45	27.37	90.8	**5.96**	**11.5**
SR9	16/10/2014 0:50	27.47	81.0	**5.30**	**7.2**	SR9	16/10/2014 6:50	27.23	86.1	**5.66**	4.6	SR9	16/10/2014 12:50	27.37	89.3	**5.85**	4.6	SR9	16/10/2014 18:50	27.36	90.0	**5.90**	**11.1**
SR9	16/10/2014 0:55	27.46	79.6	**5.21**	**7.3**	SR9	16/10/2014 6:55	27.23	86.5	**5.68**	4.6	SR9	16/10/2014 12:55	27.38	91.2	5.98	4.6	SR9	16/10/2014 18:55	27.36	90.2	**5.91**	**10.3**
SR9	16/10/2014 1:00	27.45	82.8	**5.42**	**7.2**	SR9	16/10/2014 7:00	27.23	87.0	**5.72**	4.5	SR9	16/10/2014 13:00	27.41	92.6	6.07	4.3	SR9	16/10/2014 19:00	27.36	90.6	**5.94**	**11.2**
SR9	16/10/2014 1:05	27.45	81.3	**5.32**	**6.7**	SR9	16/10/2014 7:05	27.23	87.0	**5.72**	4.6	SR9	16/10/2014 13:05	27.38	91.2	5.98	**5.1**	SR9	16/10/2014 19:05	27.35	89.9	**5.90**	**10.6**
SR9	16/10/2014 1:10	27.44	82.6	**5.41**	**6.8**	SR9	16/10/2014 7:10	27.22	86.7	**5.70**	3.8	SR9	16/10/2014 13:10	27.36	90.2	**5.91**	**4.9**	SR9	16/10/2014 19:10	27.34	89.9	**5.90**	**9.7**
SR9	16/10/2014 1:15	27.43	82.1	**5.38**	**6.2**	SR9	16/10/2014 7:15	27.22	86.3	**5.67**	4.4	SR9	16/10/2014 13:15	27.33	89.3	**5.86**	**6.0**	SR9	16/10/2014 19:15	27.34	90.0	**5.90**	**10.0**
SR9	16/10/2014 1:20	27.43	81.3	**5.33**	**7.3**	SR9	16/10/2014 7:20	27.22	86.5	**5.69**	3.8	SR9	16/10/2014 13:20	27.31	87.9	**5.77**	**5.6**	SR9	16/10/2014 19:20	27.34	89.9	**5.90**	**10.3**
SR9	16/10/2014 1:25	27.44	82.0	**5.37**	**6.8**	SR9	16/10/2014 7:25	27.21	85.5	**5.62**	4.3	SR9	16/10/2014 13:25	27.28	87.5	**5.75**	**6.0**	SR9	16/10/2014 19:25	27.33	89.6	**5.87**	**9.9**
SR9	16/10/2014 1:30	27.43	82.2	**5.38**	**6.2**	SR9	16/10/2014 7:30	27.22	86.2	**5.67**	4.2	SR9	16/10/2014 13:30	27.34	87.9	**5.77**	**5.0**	SR9	16/10/2014 19:30	27.32	89.0	**5.84**	**9.7**
SR9	16/10/2014 1:35	27.43	82.5	**5.40**	**6.6**	SR9	16/10/2014 7:35	27.20	85.4	**5.62**	3.9	SR9	16/10/2014 13:35	27.42	91.2	5.98	4.7	SR9	16/10/2014 19:35	27.32	88.9	**5.84**	**9.7**
SR9	16/10/2014 1:40	27.44	82.8	**5.43**	**6.6**	SR9	16/10/2014 7:40	27.20	86.1	**5.66**	4.2	SR9	16/10/2014 13:40	27.48	94.0	6.15	**6.0**	SR9	16/10/2014 19:40	27.31	88.1	**5.79**	**9.2**
SR9	16/10/2014 1:45	27.44	82.0	**5.37**	**6.3**	SR9	16/10/2014 7:45	27.20	85.9	**5.65**	3.9	SR9	16/10/2014 13:45	27.46	93.4	6.12	**5.3**	SR9	16/10/2014 19:45	27.31	88.2	**5.79**	**9.4**
SR9	16/10/2014 1:50	27.43	81.2	**5.32**	**6.5**	SR9	16/10/2014 7:50	27.19	85.9	**5.65**	3.7	SR9	16/10/2014 13:50	27.49	94.2	6.16	4.5	SR9	16/10/2014 19:50	27.30	88.0	**5.78**	**9.5**
SR9	16/10/2014 1:55	27.42	81.9	**5.37**	**6.7**	SR9	16/10/2014 7:55	27.19	85.6	**5.63**	3.7	SR9	16/10/2014 13:55	27.49	94.2	6.16	**5.2**	SR9	16/10/2014 19:55	27.31	88.1	**5.79**	**9.4**
SR9	16/10/2014 2:00	27.43	81.4	**5.33**	**6.7**	SR9	16/10/2014 8:00	27.19	86.1	**5.66**	3.7	SR9	16/10/2014 14:00	27.50	94.5	6.18	**4.9**	SR9	16/10/2014 20:00	27.31	88.0	**5.78**	**9.6**
SR9	16/10/2014 2:05	27.44	80.4	**5.27**	**7.1**	SR9	16/10/2014 8:05	27.19	86.0	**5.65**	3.9	SR9	16/10/2014 14:05	27.50	94.4	6.17	4.6	SR9	16/10/2014 20:05	27.30	87.3	**5.73**	**9.1**
SR9	16/10/2014 2:10	27.43	80.0	**5.24**	**6.5**	SR9	16/10/2014 8:10	27.19	87.3	**5.74**	4.2	SR9	16/10/2014 14:10	27.50	94.3	6.17	4.7	SR9	16/10/2014 20:10	27.28	87.0	**5.72**	**9.0**
SR9	16/10/2014 2:15	27.43	80.6	**5.28**	**6.6**	SR9	16/10/2014 8:15	27.18	86.6	**5.70**	4.0	SR9	16/10/2014 14:15	27.50	94.4	6.18	**5.4**	SR9	16/10/2014 20:15	27.28	86.8	**5.70**	**9.0**
SR9	16/10/2014 2:20	27.44	81.2	**5.32**	**9.5**	SR9	16/10/2014 8:20	27.18	87.6	**5.76**	3.8	SR9	16/10/2014 14:20	27.50	94.1	6.16	**5.5**	SR9	16/10/2014 20:20	27.30	86.7	**5.69**	**11.3**
SR9	16/10/2014 2:25	27.42	80.8	**5.29**	**6.6**	SR9	16/10/2014 8:25	27.18	88.3	**5.81**	3.8	SR9	16/10/2014 14:25	27.49	93.9	6.15	**5.9**	SR9	16/10/2014 20:25	27.30	86.7	**5.69**	**9.8**
SR9	16/10/2014 2:30	27.41	82.2	**5.39**	**6.2**	SR9	16/10/2014 8:30	27.17	86.1	**5.66**	**5.0**	SR9	16/10/2014 14:30	27.50	94.3	6.17	**5.5**	SR9	16/10/2014 20:30	27.27	86.2	**5.66**	**9.2**
SR9	16/10/2014 2:35	27.40	80.6	**5.28**	**5.9**	SR9	16/10/2014 8:35	27.17	86.5	**5.69**	4.0	SR9	16/10/2014 14:35	27.49	93.8	6.14	**5.3**	SR9	16/10/2014 20:35	27.27	87.2	**5.73**	**9.7**
SR9	16/10/2014 2:40	27.39	81.5	**5.34**	**6.6**	SR9	16/10/2014 8:40	27.17	88.9	**5.85**	3.5	SR9	16/10/2014 14:40	27.49	93.8	6.14	**6.8**	SR9	16/10/2014 20:40	27.26	86.3	**5.67**	**9.2**
SR9	16/10/2014 2:45	27.40	82.3	**5.39**	**7.2**	SR9	16/10/2014 8:45	27.16	89.1	**5.86**	3.4	SR9	16/10/2014 14:45	27.49	94.0	6.15	**5.7**	SR9	16/10/2014 20:45	27.27	86.8	**5.70**	**9.3**
SR9	16/10/2014 2:50	27.38	81.9	**5.37**	**6.4**	SR9	16/10/2014 8:50	27.16	88.3	**5.81**	3.5	SR9	16/10/2014 14:50	27.49	94.0	6.15	**5.4**	SR9	16/10/2014 20:50	27.28	86.4	**5.67**	**10.8**
SR9	16/10/2014 2:55	27.37	81.9	**5.37**	**6.5**	SR9	16/10/2014 8:55	27.16	89.4	**5.88**	4.1	SR9	16/10/2014 14:55	27.49	94.0	6.15	**5.9**	SR9	16/10/2014 20:55	27.28	86.8	**5.70**	**10.5**
SR9	16/10/2014 3:00	27.38	82.5	**5.41**	**7.0**	SR9	16/10/2014 9:00	27.16	88.7	**5.83**	**6.0**	SR9	16/10/2014 15:00	27.48	93.7	6.13	**5.9**	SR9	16/10/2014 21:00	27.27	87.0	**5.72**	**9.9**
SR9	16/10/2014 3:05	27.37	82.7	**5.42**	**6.6**	SR9	16/10/2014 9:05	27.16	89.1	**5.86**	**5.1**	SR9	16/10/2014 15:05	27.49	93.8	6.14	**5.9**	SR9	16/10/2014 21:05	27.26	87.6	**5.76**	**8.7**
SR9	16/10/2014 3:10	27.38	83.2	**5.45**	**5.9**	SR9	16/10/2014 9:10	27.15	88.4	**5.82**	4.3	SR9	16/10/2014 15:10	27.48	93.9	6.14	**6.1**	SR9	16/10/2014 21:10	27.27	87.2	**5.73**	**9.8**
SR9	16/10/2014 3:15	27.39	84.2	**5.52**	**5.9**	SR9	16/10/2014 9:15	27.16	88.7	**5.84**	4.2	SR9	16/10/2014 15:15	27.47	93.5	6.12	**5.9**	SR9	16/10/2014 21:15	27.26	86.8	**5.70**	**9.6**
SR9	16/10/2014 3:20	27.39	84.0	**5.50**	**6.0**	SR9	16/10/2014 9:20	27.15	88.0	**5.79**	4.7	SR9	16/10/2014 15:20	27.48	93.8	6.14	**6.6**	SR9	16/10/2014 21:20	27.25	86.0	**5.65**	**9.4**
SR9	16/10/2014 3:25	27.41	84.7	**5.55**	**7.0**	SR9	16/10/2014 9:25	27.15	87.8	**5.78**	4.5	SR9	16/10/2014 15:25	27.48	93.7	6.13	**6.8**	SR9	16/10/2014 21:25	27.25	85.4	**5.61**	**10.8**
SR9	16/10/2014 3:30	27.39	84.0	**5.51**	**6.1**	SR9	16/10/2014 9:30	27.16	88.2	**5.81**	4.2	SR9	16/10/2014 15:30	27.48	93.2	6.10	**7.0**	SR9	16/10/2014 21:30	27.25	84.7	**5.57**	**10.7**
SR9	16/10/2014 3:35	27.40	84.7	**5.55**	**6.0**	SR9	16/10/2014 9:35	27.16	87.9	**5.78**	3.9	SR9	16/10/2014 15:35	27.47	92.9	6.08	**5.9**	SR9	16/10/2014 21:35	27.25	85.1	**5.59**	**9.8**
SR9	16/10/2014 3:40	27.40	85.2	**5.58**	**6.9**	SR9	16/10/2014 9:40	27.16	87.6	**5.76**	4.1	SR9	16/10/2014 15:40	27.47	92.4	6.05	**6.1**	SR9	16/10/2014 21:40	27.24	85.1	**5.59**	**9.8**
SR9	16/10/2014 3:45	27.39	86.5	**5.67**	**5.9**	SR9	16/10/2014 9:45	27.17	87.2	**5.74**	4.0	SR9	16/10/2014 15:45	27.47	91.7	6.00	**6.1**	SR9	16/10/2014 21:45	27.23	85.4	**5.61**	**10.2**
SR9	16/10/2014 3:50	27.40	86.1	**5.64**	**6.5**	SR9	16/10/2014 9:50	27.17	87.0	**5.72**	4.6	SR9	16/10/2014 15:50	27.48	92.0	6.02	**7.6**	SR9	16/10/2014 21:50	27.23	86.2	**5.67**	**10.3**
SR9	16/10/2014 3:55	27.38	85.7	**5.61**	**5.9**	SR9	16/10/2014 9:55	27.18	87.1	**5.73**	**5.0**	SR9	16/10/2014 15:55	27.47	91.7	6.00	**8.1**	SR9	16/10/2014 21:55	27.22	85.2	**5.60**	**9.5**
SR9	16/10/2014 4:00	27.38	85.4	**5.60**	**6.0**	SR9	16/10/2014 10:00	27.18	85.9	**5.65**	4.7	SR9	16/10/2014 16:00	27.47	91.4	5.98	**8.6**	SR9	16/10/2014 22:00	27.21	85.3	**5.61**	**10.0**
SR9	16/10/2014 4:05	27.37	85.0	**5.57**	**5.9**	SR9	16/10/2014 10:05	27.19	86.8	**5.71**	**4.9**	SR9	16/10/2014 16:05	27.47	92.8	6.08	**7.9**	SR9	16/10/2014 22:05	27.21	85.4	**5.61**	**9.5**
SR9	16/10/2014 4:10	27.36	85.5	**5.61**	**5.1**	SR9	16/10/2014 10:10	27.20	86.9	**5.72**	**4.8**	SR9	16/10/2014 16:10	27.47	91.4	5.98	**9.1**	SR9	16/10/2014 22:10	27.21	84.1	**5.53**	**9.9**
SR9	16/10/2014 4:15	27.36	85.5	**5.61**	**6.2**	SR9	16/10/2014 10:15	27.20	86.2	**5.67**	**6.0**	SR9	16/10/2014 16:15	27.47	91.8	6.01	**8.9**	SR9	16/10/2014 22:15	27.21	84.0	**5.52**	**9.2**
SR9	16/10/2014 4:20	27.35	86.9	**5.70**	**5.2**	SR9	16/10/2014 10:20	27.21	86.9	**5.71**	**5.3**	SR9	16/10/2014 16:20	27.47	91.8	6.01	**8.6**	SR9	16/10/2014 22:20	27.20	83.8	**5.51**	**9.4**
SR9	16/10/2014 4:25	27.35	86.2	**5.65**	**5.4**	SR9	16/10/2014 10:25	27.21	86.8	**5.71**	**5.9**	SR9	16/10/2014 16:25	27.46	91.1	**5.96**	**8.8**	SR9	16/10/2014 22:25	27.20	84.3	**5.54**	**9.3**
SR9	16/10/2014 4:30	27.34	87.1	**5.71**	**5.8**	SR9	16/10/2014 10:30	27.21	86.7	**5.70**	**6.1**	SR9	16/10/2014 16:30	27.46	91.8	6.01	**9.9**	SR9	16/10/2014 22:30	27.20	84.1	**5.53**	**10.3**
SR9	16/10/2014 4:35	27.35	86.6	**5.68**	**6.4**	SR9	16/10/2014 10:35	27.23	87.4	**5.74**	**4.8**	SR9	16/10/2014 16:35	27.46	92.1	6.03	**9.3**	SR9	16/10/2014 22:35	27.19	83.4	**5.49**	**9.5**
SR9	16/10/2014 4:40	27.34	86.6	**5.68**	**6.4**	SR9	16/10/2014 10:40	27.22	87.0	**5.72**	**5.4**	SR9	16/10/2014 16:40	27.46	91.8	6.01	**9.2**	SR9	16/10/2014 22:40	27.19	83.4	**5.48**	**10.0**
SR9	16/10/2014 4:45	27.33	85.5	**5.61**	**6.1**	SR9	16/10/2014 10:45	27.23	85.5	**5.62**	**5.3**	SR9	16/10/2014 16:45	27.46	91.9	6.02	**8.3**	SR9	16/10/2014 22:45	27.18	83.4	**5.48**	**10.0**
SR9	16/10/2014 4:50	27.32	85.8	**5.63**	**5.6**	SR9	16/10/2014 10:50	27.24	86.0	**5.65**	**5.2**	SR9	16/10/2014 16:50	27.46	91.7	6.01	**9.4**	SR9	16/10/2014 22:50	27.18	82.9	**5.46**	**9.6**
SR9	16/10/2014 4:55	27.31	84.5	**5.54**	**5.3**	SR9	16/10/2014 10:55	27.26	86.4	**5.68**	**5.5**	SR9	16/10/2014 16:55	27.45	92.1	6.03	**10.0**	SR9	16/10/2014 22:55	27.18	82.8	**5.45**	**10.2**
SR9	16/10/2014 5:00	27.31	85.7	**5.62**	**5.3**	SR9	16/10/2014 11:00	27.26	86.2	**5.66**	**5.3**	SR9	16/10/2014 17:00	27.46	93.6	6.13	**9.5**	SR9	16/10/2014 23:00	27.17	83.0	**5.46**	**8.5**
SR9	16/10/2014 5:05	27.31	85.6	**5.62**	**5.7**	SR9	16/10/2014 11:05	27.27	85.5	**5.61**	**5.4**	SR9	16/10/2014 17:05	27.46	93.6	6.13	**8.5**	SR9	16/10/2014 23:05	27.16	82.1	**5.40**	**9.1**
SR9	16/10/2014 5:10	27.30	85.9	**5.64**	**5.9**	SR9	16/10/2014 11:10	27.28	86.6	**5.69**	**5.7**	SR9	16/10/2014 17:10	27.45	92.9	6.08	**8.5**	SR9	16/10/2014 23:10	27.16	81.9	**5.39**	**9.9**
SR9	16/10/2014 5:15	27.30	84.8	**5.56**	**5.6**	SR9	16/10/2014 11:15	27.28	86.2	**5.66**	**5.5**	SR9	16/10/2014 17:15	27.46	93.8	6.14	**9.1**	SR9	16/10/2014 23:15	27.17	81.9	**5.39**	**10.6**
SR9	16/10/2014 5:20	27.28	84.1	**5.52**	**5.5**	SR9	16/10/2014 11:20	27.28	86.0	**5.65**	**5.5**	SR9	16/10/2014 17:20	27.45	93.1	6.10	**8.4**	SR9	16/10/2014 23:20	27.16	81.9	**5.39**	**10.2**
SR9	16/10/2014 5:25	27.28	86.6	**5.68**	**5.1**	SR9	16/10/2014 11:25	27.28	86.1	**5.66**	**5.4**	SR9	16/10/2014 17:25	27.44	93.4	6.12	**9.3**	SR9	16/10/2014 23:25	27.15	82.0	**5.40**	**9.3**
SR9	16/10/2014 5:30	27.28	87.7	**5.75**	**4.9**	SR9	16/10/2014 11:30	27.28	85.8	**5.63**	**5.9**	SR9	16/10/2014 17:30	27.44	93.5	6.12	**8.4**	SR9	16/10/2014 23:30	27.15	81.9	**5.39**	**9.0**
SR9	16/10/2014 5:35	27.27	87.5	**5.74**	**5.4**	SR9	16/10/2014 11:35	27.29	86.2	**5.66**	**6.2**	SR9	16/10/2014 17:35	27.43	92.7	6.07	**8.4**	SR9	16/10/2014 23:35	27.14	81.5	**5.36**	**8.9**
SR9	16/10/2014 5:40	27.27	87.5	**5.75**	**5.3**	SR9	16/10/2014 11:40	27.28	85.7	**5.63**	**5.3**	SR9	16/10/2014 17:40	27.42	92.3	6.05	**9.0**	SR9	16/10/2014 23:40	27.13	81.3	**5.35**	**9.0**
SR9	16/10/2014 5:45	27.27	87.4	**5.74**	**5.7**	SR9	16/10/2014 11:45	27.28	86.3	**5.67**	**6.0**	SR9	16/10/2014 17:45	27.43	93.0	6.09	**9.8**	SR9	16/10/2014 23:45	27.13	81.4	**5.36**	**9.4**
SR9	16/10/2014 5:50	27.27	86.8	**5.70**	**5.3**	SR9	16/10/2014 11:50	27.30	86.6	**5.68**	**5.7**	SR9	16/10/2014 17:50	27.42	91.8	6.02	**10.4**	SR9	16/10/2014 23:50	27.12	81.8	**5.39**	**9.4**
SR9	16/10/2014 5:55	27.26	86.6	**5.69**	**5.9**	SR9	16/10/2014 11:55	27.33	86.9	**5.71**	**5.9**	SR9	16/10/2014 17:55	27.41	91.6	6.00	**12.1**	SR9	16/10/2014 23:55	27.11	81.0	**5.33**	**8.7**

Station	Timestamp	Temp (°C)	DO (%)	DO (mg/L)	Tur (NTU)	Station	Timestamp	Temp (°C)	DO (%)	DO (mg/L)	Tur (NTU)	Station	Timestamp	Temp (°C)	DO (%)	DO (mg/L)	Tur (NTU)	Station	Timestamp	Temp (°C)	DO (%)	DO (mg/L)	Tur (NTU)
SR10	16/10/2014 0:00	28.11	78.3	**5.14**	3.0	SR10	16/10/2014 6:00	27.97	80.4	**5.29**	2.2	SR10	16/10/2014 12:00	28.03	84.1	**5.53**	2.9	SR10	16/10/2014 18:00	28.02	84.0	**5.53**	2.3
SR10	16/10/2014 0:05	28.11	79.4	**5.21**	3.5	SR10	16/10/2014 6:05	28.00	79.7	**5.24**	2.3	SR10	16/10/2014 12:05	28.02	82.3	**5.42**	3.0	SR10	16/10/2014 18:05	28.03	83.5	**5.49**	2.8
SR10	16/10/2014 0:10	28.11	80.1	**5.26**	2.9	SR10	16/10/2014 6:10	28.03	80.7	**5.31**	2.8	SR10	16/10/2014 12:10	28.04	82.7	**5.44**	2.9	SR10	16/10/2014 18:10	28.01	83.6	**5.50**	2.8
SR10	16/10/2014 0:15	28.09	80.5	**5.29**	3.0	SR10	16/10/2014 6:15	28.02	81.0	**5.33**	2.7	SR10	16/10/2014 12:15	28.06	82.9	**5.45**	3.2	SR10	16/10/2014 18:15	28.02	83.8	**5.52**	2.4
SR10	16/10/2014 0:20	28.11	80.9	**5.31**	3.0	SR10	16/10/2014 6:20	28.02	81.9	**5.39**	2.9	SR10	16/10/2014 12:20	28.07	85.3	**5.61**	2.1	SR10	16/10/2014 18:20	28.00	84.1	**5.54**	3.1
SR10	16/10/2014 0:25	28.10	80.4	**5.28**	3.5	SR10	16/10/2014 6:25	28.02	81.8	**5.38**	2.3	SR10	16/10/2014 12:25	28.06	84.5	**5.56**	2.1	SR10	16/10/2014 18:25	28.02	85.2	**5.61**	2.9
SR10	16/10/2014 0:30	28.10	79.7	**5.24**	3.0	SR10	16/10/2014 6:30	28.02	80.3	**5.28**	3.1	SR10	16/10/2014 12:30	28.06	85.6	**5.63**	2.2	SR10	16/10/2014 18:30	28.02	83.8	**5.52**	3.1
SR10	16/10/2014 0:35	28.09	80.8	**5.31**	3.0	SR10	16/10/2014 6:35	28.02	80.8	**5.31**	2.6	SR10	16/10/2014 12:35	28.05	85.3	**5.61**	2.5	SR10	16/10/2014 18:35	28.04	85.5	**5.63**	3.6
SR10	16/10/2014 0:40	28.08	80.0	**5.26**	3.2	SR10	16/10/2014 6:40	28.02	79.7	**5.24**	2.6	SR10	16/10/2014 12:40	28.05	85.5	**5.62**	2.2	SR10	16/10/2014 18:40	28.02	84.9	**5.59**	4.4
SR10	16/10/2014 0:45	28.08	80.0	**5.26**	2.9	SR10	16/10/2014 6:45	28.04	81.5	**5.36**	2.9	SR10	16/10/2014 12:45	28.06	85.6	**5.63**	2.5	SR10	16/10/2014 18:45	27.98	84.1	**5.54**	3.6
SR10	16/10/2014 0:50	28.08	80.2	**5.27**	3.0	SR10	16/10/2014 6:50	27.94	83.6	**5.51**	2.1	SR10	16/10/2014 12:50	28.05	86.1	**5.67**	2.5	SR10	16/10/2014 18:50	28.02	84.7	**5.58**	4.1
SR10	16/10/2014 0:55	28.08	80.8	**5.31**	2.6	SR10	16/10/2014 6:55	27.95	82.6	**5.44**	2.6	SR10	16/10/2014 12:55	28.05	85.9	**5.65**	2.3	SR10	16/10/2014 18:55	28.01	84.2	**5.55**	3.5
SR10	16/10/2014 1:00	28.08	81.3	**5.34**	3.0	SR10	16/10/2014 7:00	27.94	83.3	**5.49**	2.1	SR10	16/10/2014 13:00	28.04	85.4	**5.61**	2.3	SR10	16/10/2014 19:00	28.00	84.4	**5.56**	3.7
SR10	16/10/2014 1:05	28.07	81.2	**5.34**	4.4	SR10	16/10/2014 7:05	27.95	83.1	**5.48**	2.0	SR10	16/10/2014 13:05	28.05	85.5	**5.62**	2.6	SR10	16/10/2014 19:05	28.02	82.8	**5.45**	3.7
SR10	16/10/2014 1:10	28.06	81.4	**5.35**	3.4	SR10	16/10/2014 7:10	27.96	82.9	**5.46**	2.1	SR10	16/10/2014 13:10	28.07	85.5	**5.62**	3.0	SR10	16/10/2014 19:10	27.98	84.3	**5.55**	3.3
SR10	16/10/2014 1:15	28.06	81.6	**5.37**	2.9	SR10	16/10/2014 7:15	27.94	83.7	**5.52**	2.0	SR10	16/10/2014 13:15	28.07	85.0	**5.59**	2.5	SR10	16/10/2014 19:15	28.00	84.5	**5.56**	3.4
SR10	16/10/2014 1:20	28.05	81.8	**5.38**	2.5	SR10	16/10/2014 7:20	27.95	83.6	**5.51**	1.8	SR10	16/10/2014 13:20	28.05	85.1	**5.59**	2.9	SR10	16/10/2014 19:20	27.99	83.1	**5.48**	3.1
SR10	16/10/2014 1:25	28.04	81.2	**5.34**	3.1	SR10	16/10/2014 7:25	27.95	83.5	**5.50**	1.8	SR10	16/10/2014 13:25	28.06	83.7	**5.51**	3.4	SR10	16/10/2014 19:25	28.03	85.4	**5.62**	3.3
SR10	16/10/2014 1:30	28.02	80.7	**5.31**	3.0	SR10	16/10/2014 7:30	27.94	83.7	**5.52**	2.2	SR10	16/10/2014 13:30	28.05	84.7	**5.57**	3.2	SR10	16/10/2014 19:30	28.00	84.4	**5.56**	3.7
SR10	16/10/2014 1:35	28.05	80.3	**5.28**	3.0	SR10	16/10/2014 7:35	27.94	83.8	**5.52**	1.8	SR10	16/10/2014 13:35	28.04	84.8	**5.58**	3.0	SR10	16/10/2014 19:35	27.99	84.3	**5.55**	3.6
SR10	16/10/2014 1:40	28.06	80.5	**5.29**	2.9	SR10	16/10/2014 7:40	27.96	83.5	**5.50**	2.3	SR10	16/10/2014 13:40	28.05	85.1	**5.60**	2.8	SR10	16/10/2014 19:40	28.02	84.9	**5.59**	4.2
SR10	16/10/2014 1:45	28.04	80.8	**5.31**	3.5	SR10	16/10/2014 7:45	27.93	83.7	**5.52**	1.8	SR10	16/10/2014 13:45	28.06	84.8	**5.57**	2.8	SR10	16/10/2014 19:45	28.00	83.7	**5.52**	3.8
SR10	16/10/2014 1:50	28.05	80.6	**5.30**	3.3	SR10	16/10/2014 7:50	27.95	83.6	**5.50**	1.9	SR10	16/10/2014 13:50	28.06	83.8	**5.51**	3.0	SR10	16/10/2014 19:50	28.00	84.7	**5.58**	3.2
SR10	16/10/2014 1:55	28.00	80.1	**5.27**	2.7	SR10	16/10/2014 7:55	27.95	83.7	**5.52**	1.9	SR10	16/10/2014 13:55	28.05	83.1	**5.46**	3.3	SR10	16/10/2014 19:55	27.98	83.4	**5.50**	4.2
SR10	16/10/2014 2:00	28.04	80.2	**5.28**	2.6	SR10	16/10/2014 8:00	27.95	83.6	**5.51**	2.3	SR10	16/10/2014 14:00	28.05	82.6	**5.43**	3.0	SR10	16/10/2014 20:00	27.99	84.9	**5.59**	3.2
SR10	16/10/2014 2:05	28.04	79.0	**5.19**	2.8	SR10	16/10/2014 8:05	27.96	83.6	**5.50**	2.3	SR10	16/10/2014 14:05	28.06	83.8	**5.51**	2.8	SR10	16/10/2014 20:05	27.99	85.5	**5.64**	2.9
SR10	16/10/2014 2:10	28.05	79.1	**5.20**	3.1	SR10	16/10/2014 8:10	27.95	83.3	**5.49**	1.9	SR10	16/10/2014 14:10	28.08	84.9	**5.58**	2.4	SR10	16/10/2014 20:10	27.98	85.3	**5.62**	3.2
SR10	16/10/2014 2:15	28.04	80.2	**5.27**	2.8	SR10	16/10/2014 8:15	27.96	83.4	**5.49**	2.2	SR10	16/10/2014 14:15	28.08	85.0	**5.59**	2.3	SR10	16/10/2014 20:15	27.97	82.7	**5.45**	3.5
SR10	16/10/2014 2:20	28.02	79.8	**5.25**	2.3	SR10	16/10/2014 8:20	27.96	83.3	**5.48**	2.5	SR10	16/10/2014 14:20	28.10	87.2	**5.73**	1.7	SR10	16/10/2014 20:20	27.98	85.0	**5.60**	3.0
SR10	16/10/2014 2:25	28.03	80.4	**5.29**	3.4	SR10	16/10/2014 8:25	27.96	83.2	**5.48**	2.5	SR10	16/10/2014 14:25	28.09	86.4	**5.68**	2.0	SR10	16/10/2014 20:25	27.98	85.0	**5.60**	3.1
SR10	16/10/2014 2:30	28.03	80.1	**5.27**	2.6	SR10	16/10/2014 8:30	27.95	83.2	**5.48**	2.5	SR10	16/10/2014 14:30	28.08	87.6	**5.76**	2.0	SR10	16/10/2014 20:30	28.00	84.9	**5.60**	2.9
SR10	16/10/2014 2:35	28.03	78.5	**5.16**	2.4	SR10	16/10/2014 8:35	27.95	83.2	**5.49**	2.1	SR10	16/10/2014 14:35	28.08	86.5	**5.69**	1.7	SR10	16/10/2014 20:35	27.98	81.1	**5.34**	2.9
SR10	16/10/2014 2:40	28.03	79.4	**5.22**	2.3	SR10	16/10/2014 8:40	27.96	82.9	**5.46**	2.1	SR10	16/10/2014 14:40	28.09	85.9	**5.65**	2.3	SR10	16/10/2014 20:40	27.96	82.6	**5.45**	3.2
SR10	16/10/2014 2:45	28.02	79.5	**5.23**	2.7	SR10	16/10/2014 8:45	27.96	83.2	**5.48**	2.3	SR10	16/10/2014 14:45	28.10	86.6	**5.69**	1.6	SR10	16/10/2014 20:45	27.96	83.6	**5.51**	3.7
SR10	16/10/2014 2:50	28.03	77.9	**5.13**	2.5	SR10	16/10/2014 8:50	27.96	83.3	**5.49**	2.1	SR10	16/10/2014 14:50	28.10	85.2	**5.60**	2.0	SR10	16/10/2014 20:50	27.95	80.6	**5.32**	3.3
SR10	16/10/2014 2:55	28.02	77.1	**5.07**	2.7	SR10	16/10/2014 8:55	27.97	83.1	**5.47**	2.3	SR10	16/10/2014 14:55	28.11	86.7	**5.69**	1.8	SR10	16/10/2014 20:55	27.93	83.5	**5.51**	2.9
SR10	16/10/2014 3:00	28.02	76.0	**5.00**	2.3	SR10	16/10/2014 9:00	27.97	82.7	**5.45**	3.1	SR10	16/10/2014 15:00	28.11	86.9	**5.71**	2.0	SR10	16/10/2014 21:00	27.93	82.4	**5.44**	3.1
SR10	16/10/2014 3:05	28.02	74.1	**4.87**	2.7	SR10	16/10/2014 9:05	27.95	82.6	**5.45**	2.9	SR10	16/10/2014 15:05	28.11	86.7	**5.69**	2.0	SR10	16/10/2014 21:05	27.92	84.2	**5.56**	3.0
SR10	16/10/2014 3:10	28.00	74.5	**4.91**	3.5	SR10	16/10/2014 9:10	27.97	82.0	**5.40**	2.8	SR10	16/10/2014 15:10	28.12	86.7	**5.69**	1.7	SR10	16/10/2014 21:10	27.92	84.2	**5.56**	3.0
SR10	16/10/2014 3:15	28.03	73.1	**4.80**	3.6	SR10	16/10/2014 9:15	27.97	81.5	**5.37**	3.3	SR10	16/10/2014 15:15	28.11	86.6	**5.69**	1.8	SR10	16/10/2014 21:15	27.93	84.6	**5.58**	3.3
SR10	16/10/2014 3:20	28.04	74.4	**4.89**	2.6	SR10	16/10/2014 9:20	27.97	82.2	**5.41**	3.2	SR10	16/10/2014 15:20	28.12	87.5	**5.75**	1.7	SR10	16/10/2014 21:20	27.93	83.3	**5.49**	3.0
SR10	16/10/2014 3:25	28.05	76.2	**5.00**	2.8	SR10	16/10/2014 9:25	27.99	80.6	**5.30**	4.7	SR10	16/10/2014 15:25	28.12	87.4	**5.74**	1.9	SR10	16/10/2014 21:25	27.92	84.2	**5.55**	2.8
SR10	16/10/2014 3:30	28.06	77.8	**5.11**	2.7	SR10	16/10/2014 9:30	28.01	80.2	**5.28**	**5.7**	SR10	16/10/2014 15:30	28.13	88.7	**5.83**	1.5	SR10	16/10/2014 21:30	27.90	84.5	**5.58**	3.0
SR10	16/10/2014 3:35	28.03	78.7	**5.17**	2.6	SR10	16/10/2014 9:35	28.03	80.3	**5.28**	**6.0**	SR10	16/10/2014 15:35	28.13	87.6	**5.75**	1.8	SR10	16/10/2014 21:35	27.92	82.8	**5.47**	3.0
SR10	16/10/2014 3:40	28.02	79.7	**5.24**	3.1	SR10	16/10/2014 9:40	28.03	79.7	**5.24**	**5.9**	SR10	16/10/2014 15:40	28.14	89.5	**5.88**	1.4	SR10	16/10/2014 21:40	27.93	84.0	**5.54**	3.2
SR10	16/10/2014 3:45	28.05	79.2	**5.21**	3.0	SR10	16/10/2014 9:45	28.03	80.9	**5.32**	**6.8**	SR10	16/10/2014 15:45	28.13	88.2	**5.80**	1.9	SR10	16/10/2014 21:45	27.94	83.5	**5.51**	3.1
SR10	16/10/2014 3:50	28.03	80.5	**5.29**	2.4	SR10	16/10/2014 9:50	28.02	80.4	**5.29**	**6.0**	SR10	16/10/2014 15:50	28.13	83.3	**5.47**	2.5	SR10	16/10/2014 21:50	27.94	83.1	**5.48**	3.3
SR10	16/10/2014 3:55	28.03	81.3	**5.34**	3.2	SR10	16/10/2014 9:55	28.02	80.4	**5.29**	**5.4**	SR10	16/10/2014 15:55	28.14	88.3	**5.80**	1.5	SR10	16/10/2014 21:55	27.93	83.4	**5.50**	3.2
SR10	16/10/2014 4:00	28.04	80.5	**5.29**	2.6	SR10	16/10/2014 10:00	28.01	80.5	**5.30**	**5.3**	SR10	16/10/2014 16:00	28.12	88.4	**5.81**	1.8	SR10	16/10/2014 22:00	27.92	83.8	**5.53**	2.9
SR10	16/10/2014 4:05	28.04	79.9	**5.25**	2.7	SR10	16/10/2014 10:05	27.97	81.8	**5.39**	4.0	SR10	16/10/2014 16:05	28.14	89.2	**5.86**	1.5	SR10	16/10/2014 22:05	27.92	83.1	**5.48**	2.8
SR10	16/10/2014 4:10	28.05	78.2	**5.14**	2.8	SR10	16/10/2014 10:10	27.98	84.8	**5.59**	2.1	SR10	16/10/2014 16:10	28.13	88.7	**5.83**	2.1	SR10	16/10/2014 22:10	27.92	80.1	**5.29**	2.8
SR10	16/10/2014 4:15	28.02	81.2	**5.34**	2.9	SR10	16/10/2014 10:15	27.98	83.7	**5.51**	3.0	SR10	16/10/2014 16:15	28.14	89.6	**5.89**	1.7	SR10	16/10/2014 22:15	27.90	79.6	**5.26**	2.7
SR10	16/10/2014 4:20	28.03	81.6	**5.36**	2.8	SR10	16/10/2014 10:20	27.96	82.7	**5.45**	3.1	SR10	16/10/2014 16:20	28.12	87.0	**5.71**	1.9	SR10	16/10/2014 22:20	27.90	79.1	**5.23**	3.1
SR10	16/10/2014 4:25	28.02	81.3	**5.35**	3.5	SR10	16/10/2014 10:25	28.00	85.0	**5.60**	2.3	SR10	16/10/2014 16:25	28.11	87.9	**5.78**	1.6	SR10	16/10/2014 22:25	27.89	79.2	**5.23**	3.1
SR10	16/10/2014 4:30	27.99	80.7	**5.31**	3.4	SR10						SR10	16/10/2014 16:30	28.10	87.5	**5.75**	1.5	SR10	16/10/2014 22:30	27.88	77.9	**5.15**	2.7
SR10	16/10/2014 4:35	27.98	81.5	**5.37**	2.7	SR10						SR10	16/10/2014 16:35	28.10	88.1	**5.79**	1.8	SR10	16/10/2014 22:35	27.86	79.3	**5.24**	2.9
SR10	16/10/2014 4:40	27.98	80.6	**5.30**	2.6	SR10						SR10	16/10/2014 16:40	28.09	87.0	**5.72**	2.4	SR10	16/10/2014 22:40	27.87	82.3	**5.44**	2.7
SR10	16/10/2014 4:45	27.98	79.6	**5.24**	2.4	SR10						SR10	16/10/2014 16:45	28.08	89.0	**5.85**	1.6	SR10	16/10/2014 22:45	27.77	86.3	**5.71**	3.1
SR10	16/10/2014 4:50	27.98	79.0	**5.20**	3.4	SR10	16/10/2014 10:50	28.03	85.3	**5.61**	2.1	SR10	16/10/2014 16:50	28.08	88.0	**5.78**	1.8	SR10	16/10/2014 22:50	27.80	86.0	**5.69**	3.1
SR10	16/10/2014 4:55	27.96	79.2	**5.21**	2.3	SR10	16/10/2014 10:55	28.03	85.7	**5.64**	1.6	SR10	16/10/2014 16:55	28.07	86.1	**5.66**	2.0	SR10	16/10/2014 22:55	27.80	85.9	**5.68**	2.9
SR10	16/10/2014 5:00	27.95	80.7	**5.31**	2.4	SR10	16/10/2014 11:00	28.03	85.7	**5.64**	1.7	SR10	16/10/2014 17:00	28.08	83.8	**5.51**	2.1	SR10	16/10/2014 23:00	27.81	85.6	**5.66**	3.4
SR10	16/10/2014 5:05	27.95	78.4	**5.17**	2.9	SR10	16/10/2014 11:05	28.02	84.9	**5.59**	3.7	SR10	16/10/2014 17:05	28.06	85.3	**5.61**	1.9	SR10	16/10/2014 23:05	27.83	86.3	**5.70**	2.9
SR10	16/10/2014 5:10	27.98	80.0	**5.26**	2.8	SR10	16/10/2014 11:10	28.02	84.5	**5.56**	4.3	SR10	16/10/2014 17:10	28.07	83.8	**5.51**	3.0	SR10	16/10/2014 23:10	27.84	86.2	**5.69**	2.5
SR10	16/10/2014 5:15	27.97	78.2	**5.15**	2.8	SR10	16/10/2014 11:15	28.06	85.9	**5.64**	2.7	SR10	16/10/2014 17:15	28.05	83.6	**5.50**	2.3	SR10	16/10/2014 23:15	27.82	85.3	**5.64**	2.4
SR10	16/10/2014 5:20	27.95	80.8	**5.32**	2.6	SR10	16/10/2014 11:20	28.04	84.8	**5.58**	3.2	SR10	16/10/2014 17:20	28.02	84.2	**5.55**	2.5	SR10	16/10/2014 23:20	27.81	85.6	**5.66**	3.3
SR10	16/10/2014 5:25	27.98	78.4	**5.16**	2.3	SR10	16/10/2014 11:25	28.03	84.4	**5.55**	3.9	SR10	16/10/2014 17:25	28.03	84.3	**5.55**	2.0	SR10	16/10/2014 23:25	27.84	85.6	**5.66**	3.2
SR10	16/10/2014 5:30	28.00	79.6	**5.24**	2.7	SR10	16/10/2014 11:30	28.04	84.7	**5.57**	3.1	SR10	16/10/2014 17:30	28.06	86.8	**5.71**	2.0	SR10	16/10/2014 23:30	27.81	85.1	**5.63**	2.9
SR10	16/10/2014 5:35	28.00	80.3	**5.28**	2.6	SR10	16/10/2014 11:35	28.01	84.0	**5.53**	3.0	SR10	16/10/2014 17:35	28.02	85.7	**5.64**	2.1	SR10	16/10/2014 23:35	27.82	85.3	**5.64**	2.5
SR10	16/10/2014 5:40	27.97	80.5	**5.30**	2.6	SR10	16/10/2014 11:40	28.01	84.1	**5.53**	2.8	SR10	16/10/2014 17:40	28.06	85.0	**5.59**	2.3	SR10	16/10/2014 23:40	27.79	84.8	**5.61**	3.1
SR10	16/10/2014 5:45	27.99	80.1	**5.27**	2.6	SR10	16/10/2014 11:45	28.03	85.0	**5.59**	2.9	SR10	16/10/2014 17:45	28.03	86.3	**5.68**	2.6	SR10	16/10/2014 23:45	27.79	84.9	**5.61**	2.7
SR10	16/10/2014 5:50	27.97	80.3	**5.29**	2.8	SR10	16/10/2014 11:50	28.02	84.3	**5.54**	4.0	SR10	16/10/2014 17:50	28.07	85.4	**5.62**	**8.0**	SR10	16/10/2014 23:50	27.77	84.9	**5.61**	3.0
SR10	16/10/2014 5:55	27.99	80.0	**5.26**	2.6	SR10	16/10/2014 11:55	27.98	83.2	**5.48**	**5.5**	SR10	16/10/2014 17:55	28.03	84.5	**5.56**	3.2	SR10	16/10/2014 23:55	27.80	84.9	**5.62**	2.9

Station	Timestamp	Temp (°C)	DO (%)	DO (mg/L)	Tur (NTU)	Station	Timestamp	Temp (°C)	DO (%)	DO (mg/L)	Tur (NTU)	Station	Timestamp	Temp (°C)	DO (%)	DO (mg/L)	Tur (NTU)	Station	Timestamp	Temp (°C)	DO (%)	DO (mg/L)	Tur (NTU)
SR11	16/10/2014 0:00	28.34	76.6	**5.08**	0.8	SR11	16/10/2014 6:00	28.16	73.2	**4.87**	1.3	SR11	16/10/2014 12:00	27.97	75.9	**5.07**	2.8	SR11	16/10/2014 18:00	28.06	76.2	**5.09**	4.4
SR11	16/10/2014 0:05	28.32	74.9	**4.97**	0.6	SR11	16/10/2014 6:05	28.16	72.4	**4.82**	1.8	SR11	16/10/2014 12:05	27.96	75.5	**5.05**	2.6	SR11	16/10/2014 18:05	28.09	76.3	**5.09**	**5.4**
SR11	16/10/2014 0:10	28.32	76.5	**5.08**	0.7	SR11	16/10/2014 6:10	28.15	74.0	**4.93**	1.3	SR11	16/10/2014 12:10	27.96	77.5	**5.18**	3.0	SR11	16/10/2014 18:10	28.08	77.1	**5.14**	4.6
SR11	16/10/2014 0:15	28.31	78.9	**5.24**	0.6	SR11	16/10/2014 6:15	28.15	73.9	**4.92**	1.0	SR11	16/10/2014 12:15	27.96	77.9	**5.21**	2.2	SR11	16/10/2014 18:15	28.08	76.0	**5.08**	**4.8**
SR11	16/10/2014 0:20	28.32	76.5	**5.08**	1.0	SR11	16/10/2014 6:20	28.14	71.5	**4.76**	1.6	SR11	16/10/2014 12:20	27.97	76.9	**5.14**	2.3	SR11	16/10/2014 18:20	28.06	77.0	**5.14**	4.6
SR11	16/10/2014 0:25	28.29	78.6	**5.22**	0.7	SR11	16/10/2014 6:25	28.17	70.9	**4.72**	3.1	SR11	16/10/2014 12:25	27.97	76.4	**5.11**	2.6	SR11	16/10/2014 18:25	28.07	77.2	**5.15**	**5.1**
SR11	16/10/2014 0:30	28.31	76.3	**5.06**	0.7	SR11	16/10/2014 6:30	28.14	71.5	**4.76**	1.7	SR11	16/10/2014 12:30	27.97	78.0	**5.21**	2.6	SR11	16/10/2014 18:30	28.07	77.1	**5.15**	**4.8**
SR11	16/10/2014 0:35	28.28	78.8	**5.23**	0.5	SR11	16/10/2014 6:35	28.15	70.6	**4.70**	2.1	SR11	16/10/2014 12:35	27.96	77.0	**5.14**	2.2	SR11	16/10/2014 18:35	28.07	74.7	**4.98**	**5.3**
SR11	16/10/2014 0:40	28.28	76.1	**5.06**	0.7	SR11	16/10/2014 6:40	28.14	71.3	**4.75**	1.9	SR11	16/10/2014 12:40	27.97	77.0	**5.14**	2.6	SR11	16/10/2014 18:40	28.09	76.8	**5.12**	**7.2**
SR11	16/10/2014 0:45	28.27	76.7	**5.10**	0.5	SR11	16/10/2014 6:45	28.13	72.4	**4.82**	1.6	SR11	16/10/2014 12:45	27.97	76.4	**5.11**	2.0	SR11	16/10/2014 18:45	28.08	77.9	**5.20**	**5.9**
SR11	16/10/2014 0:50	28.28	75.9	**5.03**	0.6	SR11	16/10/2014 6:50	28.13	72.4	**4.82**	1.5	SR11	16/10/2014 12:50	27.98	77.3	**5.16**	2.8	SR11	16/10/2014 18:50	28.09	77.1	**5.14**	**5.8**
SR11	16/10/2014 0:55	28.28	74.1	**4.92**	0.7	SR11	16/10/2014 6:55	28.14	68.9	**4.59**	2.7	SR11	16/10/2014 12:55	27.98	78.5	**5.25**	3.0	SR11	16/10/2014 18:55	28.07	77.6	**5.18**	**5.1**
SR11	16/10/2014 1:00	28.26	77.1	**5.12**	0.7	SR11	16/10/2014 7:00	28.17	68.6	**4.57**	3.5	SR11	16/10/2014 13:00	27.97	77.9	**5.21**	3.3	SR11	16/10/2014 19:00	28.06	76.3	**5.09**	4.6
SR11	16/10/2014 1:05	28.25	76.9	**5.11**	0.5	SR11	16/10/2014 7:05	28.14	71.9	**4.79**	2.1	SR11	16/10/2014 13:05	27.98	76.7	**5.13**	2.9	SR11	16/10/2014 19:05	28.06	75.8	**5.06**	**4.9**
SR11	16/10/2014 1:10	28.26	76.2	**5.06**	0.9	SR11	16/10/2014 7:10	28.17	67.6	**4.50**	3.9	SR11	16/10/2014 13:10	27.97	76.3	**5.10**	2.6	SR11	16/10/2014 19:10	28.05	77.3	**5.16**	**5.1**
SR11	16/10/2014 1:15	28.25	76.4	**5.08**	0.9	SR11	16/10/2014 7:15	28.13	67.0	**4.46**	3.7	SR11	16/10/2014 13:15	28.00	76.1	**5.09**	2.7	SR11	16/10/2014 19:15	28.08	75.6	**5.04**	**6.2**
SR11	16/10/2014 1:20	28.26	77.2	**5.13**	0.8	SR11	16/10/2014 7:20	28.16	68.5	**4.55**	3.5	SR11	16/10/2014 13:20	28.00	77.8	**5.20**	3.5	SR11	16/10/2014 19:20	28.08	76.4	**5.09**	**5.3**
SR11	16/10/2014 1:25	28.23	75.8	**5.04**	0.5	SR11	16/10/2014 7:25	28.16	66.7	**4.44**	3.4	SR11	16/10/2014 13:25	28.01	76.8	**5.13**	2.6	SR11	16/10/2014 19:25	28.07	75.8	**5.06**	**5.6**
SR11	16/10/2014 1:30	28.23	76.6	**5.09**	0.6	SR11	16/10/2014 7:30	28.16	67.3	**4.48**	3.8	SR11	16/10/2014 13:30	28.01	76.3	**5.10**	3.7	SR11	16/10/2014 19:30	28.08	76.5	**5.10**	**5.3**
SR11	16/10/2014 1:35	28.23	77.4	**5.14**	0.5	SR11	16/10/2014 7:35	28.17	67.3	**4.48**	4.5	SR11	16/10/2014 13:35	28.00	76.3	**5.09**	2.2	SR11	16/10/2014 19:35	28.05	75.6	**5.05**	4.4
SR11	16/10/2014 1:40	28.23	76.5	**5.09**	0.7	SR11	16/10/2014 7:40	28.15	68.4	**4.56**	3.7	SR11	16/10/2014 13:40	28.01	77.5	**5.17**	2.9	SR11	16/10/2014 19:40	28.06	75.3	**5.02**	4.6
SR11	16/10/2014 1:45	28.21	74.0	**4.92**	1.0	SR11	16/10/2014 7:45	28.15	68.5	**4.56**	4.3	SR11	16/10/2014 13:45	27.99	77.2	**5.16**	2.2	SR11	16/10/2014 19:45	28.06	75.5	**5.04**	**4.8**
SR11	16/10/2014 1:50	28.21	75.5	**5.02**	0.7	SR11	16/10/2014 7:50	28.14	69.4	**4.62**	4.2	SR11	16/10/2014 13:50	28.00	78.5	**5.25**	3.0	SR11	16/10/2014 19:50	28.06	75.5	**5.04**	**4.9**
SR11	16/10/2014 1:55	28.22	75.7	**5.03**	1.0	SR11	16/10/2014 7:55	28.16	70.5	**4.69**	**5.1**	SR11	16/10/2014 13:55	28.01	78.3	**5.23**	3.1	SR11	16/10/2014 19:55	28.05	75.5	**5.04**	**5.0**
SR11	16/10/2014 2:00	28.21	76.4	**5.08**	0.5	SR11	16/10/2014 8:00	28.16	69.5	**4.63**	4.7	SR11	16/10/2014 14:00	28.01	77.8	**5.20**	2.7	SR11	16/10/2014 20:00	28.05	75.6	**5.05**	4.5
SR11	16/10/2014 2:05	28.19	76.2	**5.07**	0.7	SR11	16/10/2014 8:05	28.16	68.5	**4.55**	**5.1**	SR11	16/10/2014 14:05	28.01	76.8	**5.13**	3.0	SR11	16/10/2014 20:05	28.04	74.9	**5.00**	4.4
SR11	16/10/2014 2:10	28.20	76.0	**5.05**	0.6	SR11	16/10/2014 8:10	28.16	68.8	**4.57**	4.3	SR11	16/10/2014 14:10	28.01	76.9	**5.13**	3.1	SR11	16/10/2014 20:10	28.05	75.8	**5.06**	4.5
SR11	16/10/2014 2:15	28.20	76.9	**5.11**	0.5	SR11	16/10/2014 8:15	28.14	68.2	**4.54**	3.9	SR11	16/10/2014 14:15	28.01	76.4	**5.10**	3.2	SR11	16/10/2014 20:15	28.04	76.3	**5.10**	4.6
SR11	16/10/2014 2:20	28.21	74.7	**4.97**	0.7	SR11	16/10/2014 8:20	28.15	68.6	**4.57**	4.7	SR11	16/10/2014 14:20	27.99	77.4	**5.17**	3.1	SR11	16/10/2014 20:20	28.05	75.9	**5.07**	**4.9**
SR11	16/10/2014 2:25	28.20	75.0	**4.98**	0.6	SR11	16/10/2014 8:25	28.15	69.5	**4.63**	4.4	SR11	16/10/2014 14:25	27.99	76.4	**5.10**	2.3	SR11	16/10/2014 20:25	28.04	75.4	**5.04**	4.4
SR11	16/10/2014 2:30	28.18	76.0	**5.05**	0.3	SR11	16/10/2014 8:30	28.14	69.9	**4.65**	4.7	SR11	16/10/2014 14:30	28.01	77.3	**5.16**	3.4	SR11	16/10/2014 20:30	28.02	75.6	**5.05**	4.2
SR11	16/10/2014 2:35	28.20	75.9	**5.05**	0.5	SR11	16/10/2014 8:35	28.15	67.9	**4.52**	**5.1**	SR11	16/10/2014 14:35	28.01	75.1	**5.02**	4.1	SR11	16/10/2014 20:35	28.03	75.5	**5.04**	4.4
SR11	16/10/2014 2:40	28.19	75.7	**5.04**	0.4	SR11	16/10/2014 8:40	28.16	67.0	**4.46**	**5.1**	SR11	16/10/2014 14:40	28.00	75.9	**5.07**	3.3	SR11	16/10/2014 20:40	28.01	75.4	**5.04**	4.3
SR11	16/10/2014 2:45	28.19	74.7	**4.97**	0.5	SR11	16/10/2014 8:45	28.14	69.6	**4.64**	**5.0**	SR11	16/10/2014 14:45	28.00	76.3	**5.10**	3.5	SR11	16/10/2014 20:45	28.02	75.4	**5.04**	3.8
SR11	16/10/2014 2:50	28.19	75.3	**5.00**	0.6	SR11	16/10/2014 8:50	28.13	69.5	**4.63**	4.2	SR11	16/10/2014 14:50	28.02	77.5	**5.18**	3.0	SR11	16/10/2014 20:50	28.01	75.5	**5.04**	4.0
SR11	16/10/2014 2:55	28.20	74.6	**4.96**	0.7	SR11	16/10/2014 8:55	28.14	70.4	**4.69**	**5.3**	SR11	16/10/2014 14:55	28.01	77.0	**5.15**	2.7	SR11	16/10/2014 20:55	28.01	76.2	**5.09**	**5.7**
SR11	16/10/2014 3:00	28.19	74.8	**4.98**	0.5	SR11	16/10/2014 9:00	28.13	70.3	**4.68**	4.7	SR11	16/10/2014 15:00	28.03	77.3	**5.16**	2.8	SR11	16/10/2014 21:00	27.97	76.1	**5.08**	3.2
SR11	16/10/2014 3:05	28.18	75.3	**5.01**	0.4	SR11	16/10/2014 9:05	28.12	70.4	**4.69**	4.6	SR11	16/10/2014 15:05	28.05	77.7	**5.19**	3.9	SR11	16/10/2014 21:05	28.00	76.5	**5.11**	3.2
SR11	16/10/2014 3:10	28.18	74.2	**4.94**	1.0	SR11	16/10/2014 9:10	28.11	70.3	**4.68**	4.4	SR11	16/10/2014 15:10	28.04	80.2	**5.36**	3.6	SR11	16/10/2014 21:10	27.98	76.1	**5.09**	3.5
SR11	16/10/2014 3:15	28.17	74.1	**4.93**	0.5	SR11	16/10/2014 9:15	28.11	70.1	**4.67**	4.2	SR11	16/10/2014 15:15	28.04	79.7	**5.33**	3.2	SR11	16/10/2014 21:15	27.99	75.7	**5.06**	3.9
SR11	16/10/2014 3:20	28.17	73.9	**4.91**	0.6	SR11	16/10/2014 9:20	28.10	71.1	**4.74**	4.5	SR11	16/10/2014 15:20	28.04	79.6	**5.32**	3.2	SR11	16/10/2014 21:20	27.98	76.5	**5.12**	3.7
SR11	16/10/2014 3:25	28.17	74.7	**4.97**	0.4	SR11	16/10/2014 9:25	28.09	71.2	**4.75**	4.2	SR11	16/10/2014 15:25	28.06	76.8	**5.13**	4.3	SR11	16/10/2014 21:25	27.98	76.2	**5.09**	3.3
SR11	16/10/2014 3:30	28.18	73.8	**4.91**	0.7	SR11	16/10/2014 9:30	28.08	70.1	**4.68**	4.3	SR11	16/10/2014 15:30	28.07	77.8	**5.20**	3.9	SR11	16/10/2014 21:30	27.98	75.4	**5.04**	3.8
SR11	16/10/2014 3:35	28.17	73.9	**4.92**	0.7	SR11	16/10/2014 9:35	28.08	71.8	**4.79**	3.9	SR11	16/10/2014 15:35	28.04	76.8	**5.13**	3.2	SR11	16/10/2014 21:35	27.96	75.1	**5.02**	3.2
SR11	16/10/2014 3:40	28.18	74.2	**4.94**	0.5	SR11	16/10/2014 9:40	28.08	72.1	**4.81**	4.4	SR11	16/10/2014 15:40	28.07	78.6	**5.25**	4.5	SR11	16/10/2014 21:40	27.97	75.4	**5.04**	3.6
SR11	16/10/2014 3:45	28.17	73.6	**4.89**	0.6	SR11	16/10/2014 9:45	28.08	71.6	**4.78**	3.7	SR11	16/10/2014 15:45	28.05	76.8	**5.13**	3.7	SR11	16/10/2014 21:45	27.95	75.6	**5.06**	2.6
SR11	16/10/2014 3:50	28.18	71.0	**4.73**	1.0	SR11	16/10/2014 9:50	28.07	72.2	**4.81**	4.3	SR11	16/10/2014 15:50	28.06	78.6	**5.25**	**5.0**	SR11	16/10/2014 21:50	27.96	77.0	**5.15**	3.2
SR11	16/10/2014 3:55	28.17	72.6	**4.82**	0.6	SR11	16/10/2014 9:55	28.04	73.0	**4.87**	**4.9**	SR11	16/10/2014 15:55	28.07	77.5	**5.18**	**5.1**	SR11	16/10/2014 21:55	27.94	76.4	**5.11**	2.9
SR11	16/10/2014 4:00	28.18	72.5	**4.82**	1.2	SR11	16/10/2014 10:00	28.04	73.1	**4.87**	4.6	SR11	16/10/2014 16:00	28.05	77.6	**5.18**	4.3	SR11	16/10/2014 22:00	27.95	77.0	**5.15**	2.8
SR11	16/10/2014 4:05	28.16	72.8	**4.84**	0.6	SR11	16/10/2014 10:05	28.03	73.1	**4.88**	4.4	SR11	16/10/2014 16:05	28.06	77.5	**5.18**	**5.4**	SR11	16/10/2014 22:05	27.92	76.6	**5.13**	2.6
SR11	16/10/2014 4:10	28.16	72.3	**4.81**	0.6	SR11	16/10/2014 10:10	28.02	73.1	**4.88**	**5.1**	SR11	16/10/2014 16:10	28.07	78.7	**5.25**	**5.2**	SR11	16/10/2014 22:10	27.93	76.2	**5.09**	3.0
SR11	16/10/2014 4:15	28.16	73.2	**4.87**	0.6	SR11	16/10/2014 10:15	28.03	72.1	**4.81**	4.3	SR11	16/10/2014 16:15	28.06	78.4	**5.24**	**5.5**	SR11	16/10/2014 22:15	27.92	76.0	**5.08**	2.9
SR11	16/10/2014 4:20	28.15	72.5	**4.82**	0.5	SR11	16/10/2014 10:20	28.01	73.3	**4.89**	4.1	SR11	16/10/2014 16:20	28.05	78.1	**5.22**	**5.1**	SR11	16/10/2014 22:20	27.92	75.9	**5.08**	2.8
SR11	16/10/2014 4:25	28.17	71.9	**4.78**	0.9	SR11	16/10/2014 10:25	28.01	72.6	**4.85**	4.3	SR11	16/10/2014 16:25	28.05	77.1	**5.15**	4.3	SR11	16/10/2014 22:25	27.90	75.2	**5.04**	4.1
SR11	16/10/2014 4:30	28.17	71.6	**4.76**	1.0	SR11	16/10/2014 10:30	28.00	71.6	**4.78**	4.3	SR11	16/10/2014 16:30	28.07	77.1	**5.15**	**5.0**	SR11	16/10/2014 22:30	27.92	75.4	**5.05**	3.2
SR11	16/10/2014 4:35	28.18	70.4	**4.69**	1.3	SR11	16/10/2014 10:35	27.99	72.2	**4.83**	4.0	SR11	16/10/2014 16:35	28.08	77.7	**5.19**	**5.1**	SR11	16/10/2014 22:35	27.92	75.4	**5.05**	2.9
SR11	16/10/2014 4:40	28.17	71.0	**4.72**	0.9	SR11	16/10/2014 10:40	27.98	74.1	**4.95**	3.9	SR11	16/10/2014 16:40	28.07	77.9	**5.20**	4.4	SR11	16/10/2014 22:40	27.90	75.0	**5.02**	2.8
SR11	16/10/2014 4:45	28.17	69.7	**4.63**	1.1	SR11	16/10/2014 10:45	27.98	73.2	**4.89**	3.9	SR11	16/10/2014 16:45	28.07	78.4	**5.23**	3.4	SR11	16/10/2014 22:45	27.88	74.5	**4.99**	2.7
SR11	16/10/2014 4:50	28.18	68.6	**4.56**	1.7	SR11	16/10/2014 10:50	27.98	72.6	**4.85**	3.9	SR11	16/10/2014 16:50	28.07	77.3	**5.16**	4.1	SR11	16/10/2014 22:50	27.89	74.7	**5.00**	4.1
SR11	16/10/2014 4:55	28.17	71.8	**4.78**	0.8	SR11	16/10/2014 10:55	27.98	72.0	**4.81**	4.0	SR11	16/10/2014 16:55	28.07	77.7	**5.19**	4.7	SR11	16/10/2014 22:55	27.91	75.2	**5.03**	2.8
SR11	16/10/2014 5:00	28.15	71.2	**4.74**	0.7	SR11	16/10/2014 11:00	27.97	73.0	**4.88**	4.6	SR11	16/10/2014 17:00	28.07	77.5	**5.17**	3.4	SR11	16/10/2014 23:00	27.89	74.4	**4.99**	2.7
SR11	16/10/2014 5:05	28.14	71.7	**4.77**	0.6	SR11	16/10/2014 11:05	27.99	72.8	**4.86**	3.6	SR11	16/10/2014 17:05	28.07	76.4	**5.10**	3.5	SR11	16/10/2014 23:05	27.88	74.2	**4.97**	2.6
SR11	16/10/2014 5:10	28.16	72.5	**4.82**	0.7	SR11	16/10/2014 11:10	27.97	73.8	**4.93**	3.9	SR11	16/10/2014 17:10	28.08	78.7	**5.25**	4.4	SR11	16/10/2014 23:10	27.89	75.5	**5.05**	3.0
SR11	16/10/2014 5:15	28.15	73.1	**4.87**	0.6	SR11	16/10/2014 11:15	27.98	72.8	**4.86**	3.0	SR11	16/10/2014 17:15	28.07	77.5	**5.17**	3.8	SR11	16/10/2014 23:15	27.86	74.9	**5.02**	2.5
SR11	16/10/2014 5:20	28.14	72.1	**4.80**	0.8	SR11	16/10/2014 11:20	27.98	72.4	**4.84**	3.5	SR11	16/10/2014 17:20	28.08	78.4	**5.23**	**5.1**	SR11	16/10/2014 23:20	27.89	75.1	**5.03**	2.6
SR11	16/10/2014 5:25	28.12	72.2	**4.81**	0.9	SR11	16/10/2014 11:25	27.97	72.7	**4.85**	2.9	SR11	16/10/2014 17:25	28.09	78.7	**5.25**	**6.3**	SR11	16/10/2014 23:25	27.88	75.4	**5.05**	3.0
SR11	16/10/2014 5:30	28.14	71.8	**4.78**	1.6	SR11	16/10/2014 11:30	27.96	74.8	**5.00**	2.7	SR11	16/10/2014 17:30	28.08	77.2	**5.15**	**5.4**	SR11	16/10/2014 23:30	27.88	75.5	**5.06**	3.0
SR11	16/10/2014 5:35	28.16	74.3	**4.95**	1.3	SR11						SR11	16/10/2014 17:35	28.08	78.4	**5.23**	**5.9**	SR11	16/10/2014 23:35	27.87	76.1	**5.10**	2.6
SR11	16/10/2014 5:40	28.19	73.2	**4.87**	2.8	SR11						SR11	16/10/2014 17:40	28.07	78.8	**5.26**	**4.9**	SR11	16/10/2014 23:40	27.85	75.6	**5.07**	2.5
SR11	16/10/2014 5:45	28.16	72.1	**4.80**	1.9	SR11						SR11	16/10/2014 17:45	28.08	76.7	**5.12**	**4.9**	SR11	16/10/2014 23:45	27.85	75.4	**5.06**	2.3
SR11	16/10/2014 5:50	28.13	73.9	**4.93**	1.0	SR11	16/10/2014 11:50	27.96	76.4	**5.10**	2.6	SR11	16/10/2014 17:50	28.09	81.2	**5.42**	**5.4**	SR11	16/10/2014 23:50	27.85	75.4	**5.06**	2.4
SR11	16/10/2014 5:55	28.15	71.7	**4.77**	1.6	SR11	16/10/2014 11:55	27.96	74.8	**5.00**	2.4	SR11	16/10/2014 17:55	28.09	77.0	**5.14**	**5.7**	SR11	16/10/2014 23:55	27.86	76.3	**5.12**	3.1

Station	Timestamp	Temp (°C)	DO (%)	DO (mg/L)	Tur (NTU)	Station	Timestamp	Temp (°C)	DO (%)	DO (mg/L)	Tur (NTU)	Station	Timestamp	Temp (°C)	DO (%)	DO (mg/L)	Tur (NTU)	Station	Timestamp	Temp (°C)	DO (%)	DO (mg/L)	Tur (NTU)
SR12	16/10/2014 0:01	28.28	68.7	4.47	6.3	SR12	16/10/2014 6:01	28.21	68.6	4.47	2.7	SR12	16/10/2014 12:01	28.23	74.8	4.87	5.4	SR12	16/10/2014 18:01	28.16	68.5	4.47	3.4
SR12	16/10/2014 0:06	28.28	67.6	4.40	5.3	SR12	16/10/2014 6:06	28.21	68.8	4.49	3.2	SR12	16/10/2014 12:06	28.24	74.5	4.85	4.6	SR12	16/10/2014 18:06	28.17	68.4	4.46	3.4
SR12	16/10/2014 0:11	28.27	67.3	4.37	6.5	SR12	16/10/2014 6:11	28.20	68.7	4.48	2.7	SR12	16/10/2014 12:11	28.24	74.2	4.83	4.3	SR12	16/10/2014 18:11	28.18	67.4	4.39	3.5
SR12	16/10/2014 0:16	28.29	67.5	4.39	6.4	SR12	16/10/2014 6:16	28.20	67.9	4.43	2.8	SR12	16/10/2014 12:16	28.23	74.1	4.83	5.1	SR12	16/10/2014 18:16	28.20	66.7	4.34	3.8
SR12	16/10/2014 0:21	28.28	66.9	4.35	5.6	SR12	16/10/2014 6:21	28.19	68.3	4.45	3.7	SR12	16/10/2014 12:21	28.25	73.8	4.80	5.0	SR12	16/10/2014 18:21	28.19	65.8	4.29	3.5
SR12	16/10/2014 0:26	28.28	66.4	4.32	5.1	SR12	16/10/2014 6:26	28.18	69.9	4.56	3.8	SR12	16/10/2014 12:26	28.24	73.6	4.79	4.9	SR12	16/10/2014 18:26	28.15	66.7	4.35	3.3
SR12	16/10/2014 0:31	28.28	65.7	4.27	4.9	SR12	16/10/2014 6:31	28.18	68.8	4.49	3.3	SR12	16/10/2014 12:31	28.24	73.3	4.77	4.5	SR12	16/10/2014 18:31	28.19	66.2	4.31	4.7
SR12	16/10/2014 0:36	28.26	64.4	4.19	4.3	SR12	16/10/2014 6:36	28.17	69.7	4.55	3.6	SR12	16/10/2014 12:36	28.24	73.7	4.80	3.9	SR12	16/10/2014 18:36	28.22	67.0	4.36	4.3
SR12	16/10/2014 0:41	28.26	65.8	4.28	3.6	SR12	16/10/2014 6:41	28.17	70.1	4.57	3.2	SR12	16/10/2014 12:41	28.25	72.8	4.74	4.0	SR12	16/10/2014 18:41	28.23	67.3	4.38	4.8
SR12	16/10/2014 0:46	28.24	65.6	4.27	3.4	SR12	16/10/2014 6:46	28.16	70.0	4.57	3.6	SR12	16/10/2014 12:46	28.25	72.6	4.73	4.1	SR12	16/10/2014 18:46	28.21	66.5	4.33	3.9
SR12	16/10/2014 0:51	28.23	65.8	4.29	3.0	SR12	16/10/2014 6:51	28.16	69.5	4.53	3.6	SR12	16/10/2014 12:51	28.24	72.8	4.74	5.0	SR12	16/10/2014 18:51	28.22	66.6	4.34	4.0
SR12	16/10/2014 0:56	28.28	65.6	4.27	4.3	SR12	16/10/2014 6:56	28.16	69.7	4.55	3.8	SR12	16/10/2014 12:56	28.25	72.4	4.72	5.0	SR12	16/10/2014 18:56	28.24	65.5	4.26	4.9
SR12	16/10/2014 1:01	28.27	66.1	4.30	3.2	SR12	16/10/2014 7:01	28.15	69.7	4.55	3.9	SR12	16/10/2014 13:01	28.25	72.2	4.70	4.8	SR12	16/10/2014 19:01	28.24	66.7	4.34	5.2
SR12	16/10/2014 1:06	28.29	66.1	4.29	4.8	SR12	16/10/2014 7:06	28.15	69.7	4.55	3.6	SR12	16/10/2014 13:06	28.24	72.5	4.72	4.4	SR12	16/10/2014 19:06	28.24	66.4	4.32	6.0
SR12	16/10/2014 1:11	28.29	65.6	4.26	4.5	SR12	16/10/2014 7:11	28.15	69.8	4.56	3.9	SR12	16/10/2014 13:11	28.25	72.9	4.75	4.1	SR12	16/10/2014 19:11	28.23	66.2	4.31	4.8
SR12	16/10/2014 1:16	28.29	65.0	4.23	4.7	SR12	16/10/2014 7:16	28.14	70.2	4.58	4.5	SR12	16/10/2014 13:16	28.25	72.1	4.70	4.1	SR12	16/10/2014 19:16	28.22	66.8	4.35	4.7
SR12	16/10/2014 1:21	28.22	65.3	4.26	2.4	SR12	16/10/2014 7:21	28.13	70.9	4.63	4.5	SR12	16/10/2014 13:21	28.24	72.5	4.72	4.7	SR12	16/10/2014 19:21	28.21	67.4	4.39	4.1
SR12	16/10/2014 1:26	28.21	68.4	4.46	2.6	SR12	16/10/2014 7:26	28.13	71.5	4.67	**10.2**	SR12	16/10/2014 13:26	28.24	72.2	4.70	4.6	SR12	16/10/2014 19:26	28.20	70.1	4.57	4.6
SR12	16/10/2014 1:31	28.21	67.7	4.41	2.9	SR12	16/10/2014 7:31	28.12	72.0	4.70	6.5	SR12	16/10/2014 13:31	28.26	71.6	4.66	4.6	SR12	16/10/2014 19:31	28.20	69.9	4.55	5.8
SR12	16/10/2014 1:36	28.22	68.0	4.43	2.3	SR12	16/10/2014 7:36	28.12	71.5	4.67	6.2	SR12	16/10/2014 13:36	28.26	71.3	4.64	4.3	SR12	16/10/2014 19:36	28.20	69.2	4.51	4.3
SR12	16/10/2014 1:41	28.23	68.0	4.43	4.5	SR12	16/10/2014 7:41	28.12	71.0	4.64	6.4	SR12	16/10/2014 13:41	28.26	71.9	4.68	4.6	SR12	16/10/2014 19:41	28.20	68.6	4.47	4.9
SR12	16/10/2014 1:46	28.25	68.0	4.43	4.4	SR12	16/10/2014 7:46	28.12	70.5	4.60	7.6	SR12	16/10/2014 13:46	28.26	72.4	4.72	4.1	SR12	16/10/2014 19:46	28.20	68.9	4.49	5.2
SR12	16/10/2014 1:51	28.26	68.7	4.47	5.8	SR12	16/10/2014 7:51	28.10	72.1	4.71	8.0	SR12	16/10/2014 13:51	28.26	71.5	4.66	4.1	SR12	16/10/2014 19:51	28.20	68.8	4.48	4.7
SR12	16/10/2014 1:56	28.27	68.7	4.47	4.9	SR12	16/10/2014 7:56	28.09	73.4	4.79	6.5	SR12	16/10/2014 13:56	28.27	71.2	4.63	4.1	SR12	16/10/2014 19:56	28.20	68.4	4.46	4.6
SR12	16/10/2014 2:01	28.27	68.7	4.47	3.4	SR12	16/10/2014 8:01	28.10	73.3	4.79	6.0	SR12	16/10/2014 14:01	28.27	71.3	4.64	4.5	SR12	16/10/2014 20:01	28.19	69.3	4.51	4.3
SR12	16/10/2014 2:06	28.27	68.6	4.46	3.8	SR12	16/10/2014 8:06	28.10	73.0	4.77	6.5	SR12	16/10/2014 14:06	28.26	71.4	4.65	4.4	SR12	16/10/2014 20:06	28.19	69.6	4.53	4.0
SR12	16/10/2014 2:11	28.27	68.7	4.47	3.8	SR12	16/10/2014 8:11	28.10	72.6	4.74	6.6	SR12	16/10/2014 14:11	28.27	71.0	4.62	3.9	SR12	16/10/2014 20:11	28.19	68.9	4.49	4.4
SR12	16/10/2014 2:16	28.22	69.7	4.54	3.3	SR12	16/10/2014 8:16	28.10	71.9	4.70	7.0	SR12	16/10/2014 14:16	28.28	69.4	4.52	4.7	SR12	16/10/2014 20:16	28.19	68.7	4.47	4.1
SR12	16/10/2014 2:21	28.19	71.5	4.66	2.7	SR12	16/10/2014 8:21	28.10	73.2	4.78	7.1	SR12	16/10/2014 14:21	28.28	70.9	4.61	4.1	SR12	16/10/2014 20:21	28.18	68.4	4.46	4.4
SR12	16/10/2014 2:26	28.16	71.6	4.67	2.5	SR12	16/10/2014 8:26	28.10	73.6	4.81	6.6	SR12	16/10/2014 14:26	28.28	70.8	4.60	4.1	SR12	16/10/2014 20:26	28.18	68.4	4.46	4.1
SR12	16/10/2014 2:31	28.18	70.5	4.60	2.7	SR12	16/10/2014 8:31	28.11	73.5	4.80	8.6	SR12	16/10/2014 14:31	28.28	69.1	4.50	4.5	SR12	16/10/2014 20:31	28.18	68.2	4.45	4.3
SR12	16/10/2014 2:36	28.21	69.7	4.54	2.8	SR12	16/10/2014 8:36	28.11	73.5	4.79	7.8	SR12	16/10/2014 14:36	28.27	70.8	4.61	4.0	SR12	16/10/2014 20:36	28.17	67.7	4.41	4.5
SR12	16/10/2014 2:41	28.20	69.4	4.52	3.5	SR12	16/10/2014 8:41	28.12	73.9	4.82	6.4	SR12	16/10/2014 14:41	28.27	68.8	4.47	4.0	SR12	16/10/2014 20:41	28.18	67.5	4.40	4.0
SR12	16/10/2014 2:46	28.24	68.3	4.45	3.7	SR12	16/10/2014 8:46	28.12	73.9	4.82	5.7	SR12	16/10/2014 14:46	28.26	69.6	4.53	4.0	SR12	16/10/2014 20:46	28.17	68.6	4.47	3.8
SR12	16/10/2014 2:51	28.21	68.9	4.49	2.9	SR12	16/10/2014 8:51	28.12	73.9	4.82	5.7	SR12	16/10/2014 14:51	28.26	69.8	4.55	4.3	SR12	16/10/2014 20:51	28.17	67.7	4.41	3.6
SR12	16/10/2014 2:56	28.20	69.6	4.54	2.6	SR12	16/10/2014 8:56	28.12	73.6	4.80	5.5	SR12	16/10/2014 14:56	28.25	69.0	4.49	4.3	SR12	16/10/2014 20:56	28.13	68.1	4.44	3.3
SR12	16/10/2014 3:01	28.21	69.0	4.50	2.6	SR12	16/10/2014 9:01	28.12	73.4	4.79	5.8	SR12	16/10/2014 15:01	28.25	69.7	4.54	4.3	SR12	16/10/2014 21:01	28.15	71.6	4.67	3.4
SR12	16/10/2014 3:06	28.22	68.5	4.46	3.0	SR12	16/10/2014 9:06	28.13	73.5	4.79	5.7	SR12	16/10/2014 15:06	28.21	70.6	4.60	3.8	SR12	16/10/2014 21:06	28.15	71.2	4.65	3.0
SR12	16/10/2014 3:11	28.21	67.5	4.40	2.6	SR12	16/10/2014 9:11	28.13	73.6	4.80	6.0	SR12	16/10/2014 15:11	28.21	70.8	4.61	3.8	SR12	16/10/2014 21:11	28.14	70.6	4.61	3.0
SR12	16/10/2014 3:16	28.24	68.2	4.44	3.5	SR12	16/10/2014 9:16	28.15	74.2	4.84	5.7	SR12	16/10/2014 15:16	28.21	71.1	4.63	3.8	SR12	16/10/2014 21:16	28.15	70.2	4.58	2.9
SR12	16/10/2014 3:21	28.25	68.7	4.47	4.4	SR12	16/10/2014 9:21	28.16	74.3	4.84	5.0	SR12	16/10/2014 15:21	28.22	70.8	4.61	3.7	SR12	16/10/2014 21:21	28.16	70.7	4.61	3.0
SR12	16/10/2014 3:26	28.25	69.0	4.49	4.5	SR12	16/10/2014 9:26	28.16	74.5	4.86	5.3	SR12	16/10/2014 15:26	28.23	70.7	4.61	4.9	SR12	16/10/2014 21:26	28.17	70.3	4.58	3.0
SR12	16/10/2014 3:31	28.25	68.7	4.47	3.4	SR12	16/10/2014 9:31	28.17	75.4	4.92	4.6	SR12	16/10/2014 15:31	28.24	69.6	4.53	4.0	SR12	16/10/2014 21:31	28.17	70.8	4.61	3.2
SR12	16/10/2014 3:36	28.25	68.2	4.44	3.4	SR12	16/10/2014 9:36	28.18	75.2	4.90	4.4	SR12	16/10/2014 15:36	28.23	70.8	4.61	4.0	SR12	16/10/2014 21:36	28.17	70.0	4.57	3.0
SR12	16/10/2014 3:41	28.25	68.0	4.43	3.4	SR12	16/10/2014 9:41	28.18	75.1	4.89	4.6	SR12	16/10/2014 15:41	28.24	71.7	4.67	4.4	SR12	16/10/2014 21:41	28.17	70.1	4.57	3.0
SR12	16/10/2014 3:46	28.24	67.5	4.40	3.1	SR12	16/10/2014 9:46	28.19	75.4	4.91	5.2	SR12	16/10/2014 15:46	28.23	71.7	4.67	4.2	SR12	16/10/2014 21:46	28.17	68.8	4.49	3.1
SR12	16/10/2014 3:51	28.24	67.8	4.42	3.2	SR12	16/10/2014 9:51	28.19	75.7	4.93	4.7	SR12	16/10/2014 15:51	28.23	71.7	4.67	4.2	SR12	16/10/2014 21:51	28.17	68.5	4.46	2.8
SR12	16/10/2014 3:56	28.24	68.0	4.43	2.9	SR12	16/10/2014 9:56	28.19	75.8	4.94	4.6	SR12	16/10/2014 15:56	28.24	70.6	4.59	4.9	SR12	16/10/2014 21:56	28.17	67.9	4.43	3.0
SR12	16/10/2014 4:01	28.24	68.6	4.47	2.9	SR12	16/10/2014 10:01	28.19	76.3	4.97	5.1	SR12	16/10/2014 16:01	28.24	70.0	4.56	3.8	SR12	16/10/2014 22:01	28.18	66.9	4.36	3.4
SR12	16/10/2014 4:06	28.23	68.6	4.47	3.1	SR12						SR12	16/10/2014 16:06	28.24	70.1	4.56	3.7	SR12	16/10/2014 22:06	28.19	67.5	4.40	3.7
SR12	16/10/2014 4:11	28.23	69.1	4.50	2.6	SR12						SR12	16/10/2014 16:11	28.24	69.6	4.53	3.2	SR12	16/10/2014 22:11	28.18	66.0	4.30	4.0
SR12	16/10/2014 4:16	28.23	70.0	4.56	2.9	SR12						SR12	16/10/2014 16:16	28.24	68.5	4.46	3.7	SR12	16/10/2014 22:16	28.18	67.9	4.42	3.1
SR12	16/10/2014 4:21	28.23	69.4	4.52	2.9	SR12						SR12	16/10/2014 16:21	28.24	67.8	4.41	3.7	SR12	16/10/2014 22:21	28.19	67.6	4.40	3.2
SR12	16/10/2014 4:26	28.23	69.5	4.53	3.2	SR12						SR12	16/10/2014 16:26	28.24	68.3	4.45	4.3	SR12	16/10/2014 22:26	28.19	67.3	4.39	3.2
SR12	16/10/2014 4:31	28.23	69.2	4.51	3.3	SR12						SR12	16/10/2014 16:31	28.23	68.7	4.47	4.4	SR12	16/10/2014 22:31	28.19	66.2	4.31	3.0
SR12	16/10/2014 4:36	28.23	68.8	4.48	3.0	SR12						SR12	16/10/2014 16:36	28.24	68.7	4.48	4.5	SR12	16/10/2014 22:36	28.19	66.9	4.36	3.4
SR12	16/10/2014 4:41	28.23	68.6	4.47	2.8	SR12						SR12	16/10/2014 16:41	28.23	69.4	4.52	4.0	SR12	16/10/2014 22:41	28.19	66.1	4.31	4.7
SR12	16/10/2014 4:46	28.23	68.5	4.46	3.0	SR12						SR12	16/10/2014 16:46	28.23	68.9	4.49	4.0	SR12	16/10/2014 22:46	28.18	68.1	4.44	3.8
SR12	16/10/2014 4:51	28.23	70.6	4.60	3.4	SR12						SR12	16/10/2014 16:51	28.23	69.9	4.55	3.9	SR12	16/10/2014 22:51	28.16	69.4	4.53	3.1
SR12	16/10/2014 4:56	28.23	70.2	4.57	3.2	SR12						SR12	16/10/2014 16:56	28.23	68.8	4.48	3.8	SR12	16/10/2014 22:56	28.17	68.4	4.46	4.2
SR12	16/10/2014 5:01	28.22	69.3	4.52	2.9	SR12						SR12	16/10/2014 17:01	28.23	68.2	4.44	4.0	SR12	16/10/2014 23:01	28.16	68.5	4.47	3.3
SR12	16/10/2014 5:06	28.22	70.0	4.56	3.2	SR12						SR12	16/10/2014 17:06	28.24	66.8	4.35	3.9	SR12	16/10/2014 23:06	28.15	67.9	4.43	2.9
SR12	16/10/2014 5:11	28.22	69.3	4.52	3.1	SR12						SR12	16/10/2014 17:11	28.24	66.6	4.34	4.5	SR12	16/10/2014 23:11	28.12	68.9	4.50	2.9
SR12	16/10/2014 5:16	28.21	69.9	4.56	2.7	SR12						SR12	16/10/2014 17:16	28.24	67.3	4.38	4.4	SR12	16/10/2014 23:16	28.12	69.3	4.52	3.0
SR12	16/10/2014 5:21	28.22	70.2	4.58	3.1	SR12						SR12	16/10/2014 17:21	28.24	66.2	4.31	3.8	SR12	16/10/2014 23:21	28.13	68.7	4.48	3.1
SR12	16/10/2014 5:26	28.21	69.3	4.52	2.7	SR12						SR12	16/10/2014 17:26	28.23	68.3	4.45	4.1	SR12	16/10/2014 23:26	28.12	69.5	4.54	2.9
SR12	16/10/2014 5:31	28.21	68.3	4.45	2.8	SR12						SR12	16/10/2014 17:31	28.24	68.5	4.46	3.8	SR12	16/10/2014 23:31	28.15	68.0	4.43	3.4
SR12	16/10/2014 5:36	28.22	68.0	4.43	2.8	SR12						SR12	16/10/2014 17:36	28.24	67.9	4.42	4.3	SR12	16/10/2014 23:36	28.14	68.1	4.44	2.8
SR12	16/10/2014 5:41	28.22	69.1	4.50	2.9	SR12						SR12	16/10/2014 17:41	28.24	67.6	4.40	3.9	SR12	16/10/2014 23:41	28.13	67.7	4.42	2.7
SR12	16/10/2014 5:46	28.22	69.0	4.49	3.3	SR12						SR12	16/10/2014 17:46	28.24	67.0	4.36	4.3	SR12	16/10/2014 23:46	28.14	67.9	4.43	2.8
SR12	16/10/2014 5:51	28.22	68.8	4.48	2.9	SR12						SR12	16/10/2014 17:51	28.24	66.5	4.33	3.9	SR12	16/10/2014 23:51	28.14	68.2	4.44	3.6
SR12	16/10/2014 5:56	28.21	68.6	4.47	3.1	SR12						SR12	16/10/2014 17:56	28.20	68.2	4.44	3.2	SR12	16/10/2014 23:56	28.13	68.4	4.46	3.0

Station	Timestamp	Temp (°C)	DO (%)	DO (mg/L)	Tur (NTU)	Station	Timestamp	Temp (°C)	DO (%)	DO (mg/L)	Tur (NTU)	Station	Timestamp	Temp (°C)	DO (%)	DO (mg/L)	Tur (NTU)	Station	Timestamp	Temp (°C)	DO (%)	DO (mg/L)	Tur (NTU)
SR13	16/10/2014 0:00	28.25	67.2	**4.40**	2.2	SR13	16/10/2014 6:00	28.19	68.0	**4.46**	4.7	SR13	16/10/2014 12:00	28.03	61.8	**4.08**	2.0	SR13	16/10/2014 18:00	28.19	67.7	**4.45**	2.1
SR13	16/10/2014 0:05	28.25	67.3	**4.42**	2.8	SR13	16/10/2014 6:05	28.19	67.9	**4.46**	4.9	SR13	16/10/2014 12:05	28.09	64.6	**4.25**	2.1	SR13	16/10/2014 18:05	28.19	67.9	**4.46**	2.1
SR13	16/10/2014 0:10	28.26	67.0	**4.39**	2.1	SR13	16/10/2014 6:10	28.19	67.6	**4.44**	4.4	SR13	16/10/2014 12:10	28.10	65.1	**4.29**	2.8	SR13	16/10/2014 18:10	28.18	66.1	**4.34**	1.3
SR13	16/10/2014 0:15	28.27	66.7	**4.37**	1.9	SR13	16/10/2014 6:15	28.19	67.5	**4.43**	3.9	SR13	16/10/2014 12:15	28.12	65.3	**4.30**	3.7	SR13	16/10/2014 18:15	28.18	67.0	**4.40**	2.0
SR13	16/10/2014 0:20	28.27	67.2	**4.40**	2.6	SR13	16/10/2014 6:20	28.19	67.7	**4.44**	3.7	SR13	16/10/2014 12:20	28.12	65.9	**4.34**	3.1	SR13	16/10/2014 18:20	28.18	67.6	**4.44**	2.4
SR13	16/10/2014 0:25	28.28	66.8	**4.38**	1.7	SR13	16/10/2014 6:25	28.18	67.0	**4.40**	3.4	SR13	16/10/2014 12:25	28.12	65.5	**4.31**	2.7	SR13	16/10/2014 18:25	28.18	66.6	**4.37**	1.9
SR13	16/10/2014 0:30	28.29	67.0	**4.39**	2.5	SR13	16/10/2014 6:30	28.18	67.3	**4.42**	4.2	SR13	16/10/2014 12:30	28.12	65.3	**4.30**	2.2	SR13	16/10/2014 18:30	28.19	66.7	**4.38**	2.1
SR13	16/10/2014 0:35	28.28	66.7	**4.37**	2.2	SR13	16/10/2014 6:35	28.18	67.0	**4.40**	3.4	SR13	16/10/2014 12:35	28.14	66.7	**4.39**	2.9	SR13	16/10/2014 18:35	28.19	67.8	**4.45**	2.5
SR13	16/10/2014 0:40	28.29	66.7	**4.37**	2.5	SR13	16/10/2014 6:40	28.18	67.4	**4.43**	3.9	SR13	16/10/2014 12:40	28.16	67.5	**4.44**	2.3	SR13	16/10/2014 18:40	28.19	67.0	**4.40**	2.0
SR13	16/10/2014 0:45	28.30	67.5	**4.42**	2.6	SR13	16/10/2014 6:45	28.19	67.4	**4.42**	3.7	SR13	16/10/2014 12:45	28.16	67.8	**4.46**	2.0	SR13	16/10/2014 18:45	28.19	66.9	**4.39**	2.5
SR13	16/10/2014 0:50	28.29	67.5	**4.42**	3.6	SR13	16/10/2014 6:50	28.18	67.1	**4.40**	5.6	SR13	16/10/2014 12:50	28.18	68.7	**4.51**	4.9	SR13	16/10/2014 18:50	28.18	67.6	**4.44**	5.4
SR13	16/10/2014 0:55	28.30	67.2	**4.40**	2.4	SR13	16/10/2014 6:55	28.18	67.2	**4.41**	3.6	SR13	16/10/2014 12:55	28.17	68.9	**4.53**	7.1	SR13	16/10/2014 18:55	28.18	68.0	**4.47**	6.2
SR13	16/10/2014 1:00	28.30	67.5	**4.42**	2.5	SR13	16/10/2014 7:00	28.18	66.7	**4.38**	3.4	SR13	16/10/2014 13:00	28.17	68.7	**4.51**	6.3	SR13	16/10/2014 19:00	28.17	67.6	**4.44**	5.1
SR13	16/10/2014 1:05	28.30	67.3	**4.41**	2.3	SR13	16/10/2014 7:05	28.18	66.3	**4.35**	3.1	SR13	16/10/2014 13:05	28.18	68.5	**4.50**	6.1	SR13	16/10/2014 19:05	28.17	66.8	**4.39**	3.9
SR13	16/10/2014 1:10	28.30	67.6	**4.43**	2.9	SR13	16/10/2014 7:10	28.18	67.0	**4.40**	3.1	SR13	16/10/2014 13:10	28.18	68.7	**4.51**	6.4	SR13	16/10/2014 19:10	28.17	68.6	**4.50**	6.2
SR13	16/10/2014 1:15	28.27	66.3	**4.35**	2.7	SR13	16/10/2014 7:15	28.18	66.8	**4.38**	4.3	SR13	16/10/2014 13:15	28.18	68.3	**4.49**	6.2	SR13	16/10/2014 19:15	28.17	68.3	**4.48**	5.5
SR13	16/10/2014 1:20	28.20	69.3	**4.54**	**22.5**	SR13	16/10/2014 7:20	28.18	67.2	**4.41**	3.6	SR13	16/10/2014 13:20	28.18	68.7	**4.51**	6.2	SR13	16/10/2014 19:20	28.17	68.0	**4.46**	5.4
SR13	16/10/2014 1:25	28.21	68.8	**4.52**	13.1	SR13	16/10/2014 7:25	28.18	66.5	**4.36**	3.3	SR13	16/10/2014 13:25	28.17	67.9	**4.46**	5.8	SR13	16/10/2014 19:25	28.17	67.5	**4.43**	4.5
SR13	16/10/2014 1:30	28.23	67.8	**4.45**	10.6	SR13	16/10/2014 7:30	28.18	65.1	**4.28**	2.8	SR13	16/10/2014 13:30	28.17	68.0	**4.47**	6.8	SR13	16/10/2014 19:30	28.18	67.8	**4.45**	5.8
SR13	16/10/2014 1:35	28.20	68.9	**4.52**	12.7	SR13	16/10/2014 7:35	28.18	62.0	**4.07**	3.8	SR13	16/10/2014 13:35	28.18	67.9	**4.46**	4.9	SR13	16/10/2014 19:35	28.18	68.1	**4.47**	6.3
SR13	16/10/2014 1:40	28.21	68.7	**4.51**	11.1	SR13	16/10/2014 7:40	28.17	61.0	**4.01**	3.3	SR13	16/10/2014 13:40	28.18	68.2	**4.48**	5.1	SR13	16/10/2014 19:40	28.17	67.4	**4.43**	4.6
SR13	16/10/2014 1:45	28.21	68.3	**4.48**	11.5	SR13	16/10/2014 7:45	28.16	60.8	**3.99**	2.9	SR13	16/10/2014 13:45	28.18	68.0	**4.46**	4.8	SR13	16/10/2014 19:45	28.18	67.9	**4.46**	6.1
SR13	16/10/2014 1:50	28.21	68.4	**4.49**	11.0	SR13	16/10/2014 7:50	28.16	61.7	**4.06**	3.1	SR13	16/10/2014 13:50	28.16	67.5	**4.43**	4.8	SR13	16/10/2014 19:50	28.18	67.8	**4.45**	5.4
SR13	16/10/2014 1:55	28.21	67.6	**4.44**	8.0	SR13	16/10/2014 7:55	28.14	59.7	**3.92**	3.0	SR13	16/10/2014 13:55	28.17	67.4	**4.43**	3.9	SR13	16/10/2014 19:55	28.18	67.3	**4.42**	5.5
SR13	16/10/2014 2:00	28.22	67.2	**4.41**	5.9	SR13	16/10/2014 8:00	28.14	59.7	**3.92**	3.2	SR13	16/10/2014 14:00	28.19	68.7	**4.51**	6.1	SR13	16/10/2014 20:00	28.18	67.5	**4.43**	5.8
SR13	16/10/2014 2:05	28.21	67.5	**4.43**	7.1	SR13	16/10/2014 8:05	28.14	59.7	**3.92**	3.1	SR13	16/10/2014 14:05	28.20	68.5	**4.50**	4.8	SR13	16/10/2014 20:05	28.18	67.4	**4.43**	4.1
SR13	16/10/2014 2:10	28.21	68.5	**4.49**	10.3	SR13	16/10/2014 8:10	28.15	59.2	**3.89**	3.5	SR13	16/10/2014 14:10	28.20	68.2	**4.48**	4.1	SR13	16/10/2014 20:10	28.18	67.6	**4.44**	4.6
SR13	16/10/2014 2:15	28.21	68.3	**4.48**	9.7	SR13	16/10/2014 8:15	28.15	59.3	**3.90**	3.3	SR13	16/10/2014 14:15	28.20	68.1	**4.47**	4.1	SR13	16/10/2014 20:15	28.18	67.4	**4.43**	3.6
SR13	16/10/2014 2:20	28.20	68.1	**4.47**	8.9	SR13	16/10/2014 8:20	28.15	59.7	**3.92**	3.5	SR13	16/10/2014 14:20	28.19	68.1	**4.47**	4.3	SR13	16/10/2014 20:20	28.17	66.7	**4.38**	3.5
SR13	16/10/2014 2:25	28.21	67.0	**4.40**	5.3	SR13	16/10/2014 8:25	28.16	59.5	**3.91**	3.4	SR13	16/10/2014 14:25	28.19	67.9	**4.46**	4.3	SR13	16/10/2014 20:25	28.16	68.1	**4.47**	3.5
SR13	16/10/2014 2:30	28.21	67.1	**4.40**	5.9	SR13	16/10/2014 8:30	28.16	59.7	**3.92**	3.9	SR13	16/10/2014 14:30	28.19	67.7	**4.45**	3.6	SR13	16/10/2014 20:30	28.16	67.2	**4.42**	3.6
SR13	16/10/2014 2:35	28.21	67.5	**4.43**	8.2	SR13	16/10/2014 8:35	28.17	61.1	**4.02**	3.7	SR13	16/10/2014 14:35	28.30	69.9	**4.58**	3.7	SR13	16/10/2014 20:35	28.16	68.5	**4.50**	3.7
SR13	16/10/2014 2:40	28.21	68.1	**4.47**	10.0	SR13	16/10/2014 8:40	28.17	61.5	**4.04**	3.5	SR13	16/10/2014 14:40	28.34	70.4	**4.61**	3.6	SR13	16/10/2014 20:40	28.17	68.2	**4.48**	4.5
SR13	16/10/2014 2:45	28.21	67.4	**4.42**	7.1	SR13	16/10/2014 8:45	28.18	61.5	**4.04**	4.0	SR13	16/10/2014 14:45	28.32	71.2	**4.67**	3.0	SR13	16/10/2014 20:45	28.17	68.2	**4.48**	4.7
SR13	16/10/2014 2:50	28.20	67.2	**4.41**	6.3	SR13	16/10/2014 8:50	28.18	63.0	**4.14**	3.0	SR13	16/10/2014 14:50	28.30	72.5	**4.75**	2.3	SR13	16/10/2014 20:50	28.17	68.7	**4.51**	4.3
SR13	16/10/2014 2:55	28.20	67.7	**4.44**	7.5	SR13	16/10/2014 8:55	28.18	62.8	**4.13**	3.1	SR13	16/10/2014 14:55	28.27	72.4	**4.75**	2.1	SR13	16/10/2014 20:55	28.17	68.7	**4.51**	5.0
SR13	16/10/2014 3:00	28.20	69.1	**4.53**	8.3	SR13	16/10/2014 9:00	28.17	61.9	**4.06**	4.1	SR13	16/10/2014 15:00	28.30	72.3	**4.74**	2.3	SR13	16/10/2014 21:00	28.17	68.5	**4.50**	4.8
SR13	16/10/2014 3:05	28.20	68.6	**4.50**	8.5	SR13	16/10/2014 9:05	28.18	62.2	**4.08**	4.6	SR13	16/10/2014 15:05	28.29	72.1	**4.73**	1.8	SR13	16/10/2014 21:05	28.17	69.3	**4.55**	5.0
SR13	16/10/2014 3:10	28.20	68.5	**4.50**	5.5	SR13	16/10/2014 9:10	28.18	64.0	**4.20**	3.4	SR13	16/10/2014 15:10	28.29	71.8	**4.71**	1.8	SR13	16/10/2014 21:10	28.16	68.4	**4.49**	4.2
SR13	16/10/2014 3:15	28.20	68.7	**4.51**	6.1	SR13	16/10/2014 9:15	28.18	64.3	**4.22**	3.0	SR13	16/10/2014 15:15	28.27	71.1	**4.67**	1.7	SR13	16/10/2014 21:15	28.16	68.3	**4.48**	3.7
SR13	16/10/2014 3:20	28.20	67.8	**4.45**	4.5	SR13	16/10/2014 9:20	28.18	63.7	**4.18**	2.7	SR13	16/10/2014 15:20	28.26	71.0	**4.66**	2.1	SR13	16/10/2014 21:20	28.17	68.7	**4.51**	4.0
SR13	16/10/2014 3:25	28.20	67.6	**4.43**	4.3	SR13	16/10/2014 9:25	28.18	63.5	**4.17**	3.1	SR13	16/10/2014 15:25	28.24	70.9	**4.65**	2.0	SR13	16/10/2014 21:25	28.17	68.7	**4.51**	4.2
SR13	16/10/2014 3:30	28.20	67.9	**4.45**	4.9	SR13	16/10/2014 9:30	28.19	64.3	**4.22**	2.6	SR13	16/10/2014 15:30	28.25	70.5	**4.63**	2.4	SR13	16/10/2014 21:30	28.16	68.8	**4.52**	3.9
SR13	16/10/2014 3:35	28.20	67.9	**4.45**	6.1	SR13	16/10/2014 9:35	28.19	65.4	**4.29**	3.1	SR13	16/10/2014 15:35	28.24	70.2	**4.60**	2.7	SR13	16/10/2014 21:35	28.16	68.6	**4.51**	3.8
SR13	16/10/2014 3:40	28.20	67.6	**4.43**	5.3	SR13	16/10/2014 9:40	28.19	65.3	**4.28**	2.3	SR13	16/10/2014 15:40	28.25	70.2	**4.61**	1.8	SR13	16/10/2014 21:40	28.16	68.9	**4.52**	**23.3**
SR13	16/10/2014 3:45	28.20	67.7	**4.45**	5.0	SR13	16/10/2014 9:45	28.19	63.6	**4.18**	3.9	SR13	16/10/2014 15:45	28.25	70.2	**4.61**	2.4	SR13	16/10/2014 21:45	28.14	70.1	**4.61**	4.1
SR13	16/10/2014 3:50	28.20	68.1	**4.47**	5.5	SR13	16/10/2014 9:50	28.18	69.2	**4.54**	2.4	SR13	16/10/2014 15:50	28.25	70.5	**4.62**	2.3	SR13	16/10/2014 21:50	28.14	69.9	**4.59**	4.7
SR13	16/10/2014 3:55	28.20	67.9	**4.45**	4.8	SR13	16/10/2014 9:55	28.19	67.2	**4.41**	2.2	SR13	16/10/2014 15:55	28.26	70.3	**4.61**	1.9	SR13	16/10/2014 21:55	28.14	69.2	**4.54**	3.5
SR13	16/10/2014 4:00	28.20	68.1	**4.47**	5.6	SR13	16/10/2014 10:00	28.18	67.3	**4.42**	2.0	SR13	16/10/2014 16:00	28.26	70.6	**4.63**	3.2	SR13	16/10/2014 22:00	28.14	69.2	**4.55**	3.5
SR13	16/10/2014 4:05	28.20	67.9	**4.46**	4.4	SR13	16/10/2014 10:05	28.17	68.2	**4.48**	1.8	SR13	16/10/2014 16:05	28.26	70.1	**4.60**	2.3	SR13	16/10/2014 22:05	28.15	68.8	**4.52**	4.9
SR13	16/10/2014 4:10	28.20	68.0	**4.46**	4.4	SR13	16/10/2014 10:10	28.17	68.8	**4.52**	1.9	SR13	16/10/2014 16:10	28.26	70.4	**4.62**	2.0	SR13	16/10/2014 22:10	28.14	68.5	**4.50**	3.6
SR13	16/10/2014 4:15	28.20	68.0	**4.46**	4.7	SR13	16/10/2014 10:15	28.17	68.5	**4.50**	3.0	SR13	16/10/2014 16:15	28.24	69.3	**4.55**	1.8	SR13	16/10/2014 22:15	28.14	68.6	**4.50**	3.4
SR13	16/10/2014 4:20	28.20	68.3	**4.48**	4.8	SR13	16/10/2014 10:20	28.18	69.0	**4.53**	1.8	SR13	16/10/2014 16:20	28.22	69.0	**4.53**	2.4	SR13	16/10/2014 22:20	28.14	68.4	**4.50**	3.1
SR13	16/10/2014 4:25	28.20	67.8	**4.45**	3.5	SR13	16/10/2014 10:25	28.18	69.0	**4.54**	1.7	SR13	16/10/2014 16:25	28.22	68.9	**4.52**	2.8	SR13	16/10/2014 22:25	28.15	68.1	**4.47**	2.6
SR13	16/10/2014 4:30	28.20	67.8	**4.45**	3.7	SR13	16/10/2014 10:30	28.18	68.6	**4.51**	2.2	SR13	16/10/2014 16:30	28.21	68.7	**4.51**	3.2	SR13	16/10/2014 22:30	28.13	69.0	**4.54**	2.9
SR13	16/10/2014 4:35	28.20	67.8	**4.45**	3.9	SR13	16/10/2014 10:35	28.18	67.7	**4.45**	2.4	SR13	16/10/2014 16:35	28.21	68.4	**4.49**	3.9	SR13	16/10/2014 22:35	28.13	68.3	**4.49**	2.7
SR13	16/10/2014 4:40	28.20	67.3	**4.42**	2.9	SR13	16/10/2014 10:40	28.17	67.6	**4.45**	2.4	SR13	16/10/2014 16:40	28.21	68.1	**4.47**	3.7	SR13	16/10/2014 22:40	28.14	68.5	**4.50**	2.9
SR13	16/10/2014 4:45	28.19	68.1	**4.47**	3.3	SR13	16/10/2014 10:45	28.17	67.9	**4.46**	3.5	SR13	16/10/2014 16:45	28.21	68.2	**4.48**	3.0	SR13	16/10/2014 22:45	28.14	68.2	**4.48**	2.8
SR13	16/10/2014 4:50	28.19	67.5	**4.43**	3.3	SR13	16/10/2014 10:50	28.17	67.8	**4.45**	2.2	SR13	16/10/2014 16:50	28.19	67.9	**4.46**	3.0	SR13	16/10/2014 22:50	28.14	68.1	**4.47**	2.7
SR13	16/10/2014 4:55	28.19	67.8	**4.45**	4.0	SR13	16/10/2014 10:55	28.09	58.3	**3.84**	2.9	SR13	16/10/2014 16:55	28.18	67.8	**4.45**	2.8	SR13	16/10/2014 22:55	28.14	67.9	**4.46**	2.6
SR13	16/10/2014 5:00	28.18	68.4	**4.49**	3.9	SR13	16/10/2014 11:00	28.15	64.4	**4.24**	2.2	SR13	16/10/2014 17:00	28.16	67.2	**4.42**	2.6	SR13	16/10/2014 23:00	28.14	68.0	**4.47**	2.8
SR13	16/10/2014 5:05	28.18	68.2	**4.47**	3.8	SR13	16/10/2014 11:05	28.16	67.5	**4.44**	1.7	SR13	16/10/2014 17:05	28.15	67.6	**4.45**	2.6	SR13	16/10/2014 23:05	28.13	68.2	**4.48**	2.4
SR13	16/10/2014 5:10	28.18	67.7	**4.45**	3.9	SR13	16/10/2014 11:10	28.16	67.9	**4.47**	2.4	SR13	16/10/2014 17:10	28.16	67.5	**4.44**	2.5	SR13	16/10/2014 23:10	28.13	68.0	**4.46**	2.7
SR13	16/10/2014 5:15	28.18	69.3	**4.55**	5.9	SR13	16/10/2014 11:15	28.16	67.7	**4.46**	2.1	SR13	16/10/2014 17:15	28.17	67.7	**4.45**	2.7	SR13	16/10/2014 23:15	28.14	67.9	**4.46**	2.2
SR13	16/10/2014 5:20	28.18	68.3	**4.49**	10.8	SR13	16/10/2014 11:20	28.16	67.9	**4.47**	2.1	SR13	16/10/2014 17:20	28.18	67.6	**4.44**	4.1	SR13	16/10/2014 23:20	28.13	67.3	**4.42**	2.0
SR13	16/10/2014 5:25	28.18	68.3	**4.48**	5.1	SR13	16/10/2014 11:25	28.16	68.0	**4.47**	2.5	SR13	16/10/2014 17:25	28.15	67.5	**4.43**	2.4	SR13	16/10/2014 23:25	28.13	67.5	**4.43**	3.3
SR13	16/10/2014 5:30	28.18	67.8	**4.45**	4.8	SR13	16/10/2014 11:30	28.16	66.9	**4.40**	4.2	SR13	16/10/2014 17:30	28.15	67.3	**4.42**	2.6	SR13	16/10/2014 23:30	28.14	67.9	**4.46**	2.3
SR13	16/10/2014 5:35	28.19	67.1	**4.40**	4.2	SR13	16/10/2014 11:35	28.16	67.8	**4.46**	2.7	SR13	16/10/2014 17:35	28.15	66.8	**4.39**	2.6	SR13	16/10/2014 23:35	28.14	67.7	**4.45**	2.1
SR13	16/10/2014 5:40	28.19	67.1	**4.40**	3.7	SR13	16/10/2014 11:40	28.16	68.5	**4.50**	2.6	SR13	16/10/2014 17:40	28.20	67.4	**4.43**	3.0	SR13	16/10/2014 23:40	28.14	67.6	**4.44**	2.6
SR13	16/10/2014 5:45	28.18	67.4	**4.42**	3.6	SR13	16/10/2014 11:45	28.16	68.7	**4.52**	2.7	SR13	16/10/2014 17:45	28.20	67.4	**4.43**	2.8	SR13	16/10/2014 23:45	28.14	67.4	**4.43**	2.3
SR13	16/10/2014 5:50	28.18	67.7	**4.44**	4.6	SR13	16/10/2014 11:50	28.12	64.4	**4.24**	2.1	SR13	16/10/2014 17:50	28.19	66.9	**4.39**	2.1	SR13	16/10/2014 23:50	28.13	67.4	**4.43**	2.1
SR13	16/10/2014 5:55	28.19	68.0	**4.46**	4.4	SR13	16/10/2014 11:55	28.08	63.9	**4.21**	2.8	SR13	16/10/2014 17:55	28.19	66.9	**4.39**	2.4	SR13	16/10/2014 23:55	28.13	67.5	**4.43**	2.2

Station	Timestamp	NH_3 (mg/L)				Station	Timestamp	NH_3 (mg/L)			
SR4	16/10/2014 0:17	0.06				SR12	16/10/2014 0:17	0.05			
SR4	16/10/2014 0:37	0.08				SR12	16/10/2014 0:37	0.06			
SR4	16/10/2014 0:57	0.08				SR12	16/10/2014 0:57	0.05			
SR4	16/10/2014 1:17	0.08				SR12	16/10/2014 1:17	0.06			
SR4	16/10/2014 1:37	0.07				SR12	16/10/2014 1:37	0.05			
SR4	16/10/2014 1:57	0.08				SR12	16/10/2014 1:57	0.06			
SR4	16/10/2014 2:17	0.07				SR12	16/10/2014 2:17	0.05			
SR4	16/10/2014 2:37	0.07				SR12	16/10/2014 2:37	0.06			
SR4	16/10/2014 2:57	0.07				SR12	16/10/2014 2:57	0.06			
SR4	16/10/2014 3:17	0.07				SR12	16/10/2014 3:17	0.06			
SR4	16/10/2014 3:37	0.07				SR12	16/10/2014 3:37	0.06			
SR4	16/10/2014 3:57	0.07				SR12	16/10/2014 3:57	0.06			
SR4	16/10/2014 4:17	0.07				SR12	16/10/2014 4:17	0.06			
SR4	16/10/2014 4:37	0.05				SR12	16/10/2014 4:37	0.07			
SR4	16/10/2014 4:57	0.06				SR12	16/10/2014 4:57	0.08			
SR4	16/10/2014 5:17	0.05				SR12	16/10/2014 5:17	0.07			
SR4	16/10/2014 5:37	0.05				SR12	16/10/2014 5:37	0.06			
SR4	16/10/2014 5:57	0.06				SR12	16/10/2014 5:57	0.06			
SR4						SR12					
SR4	16/10/2014 6:37	0.06				SR12	16/10/2014 6:37	0.07			
SR4	16/10/2014 6:57	0.06				SR12	16/10/2014 6:57	0.07			
SR4	16/10/2014 7:17	0.06				SR12	16/10/2014 7:17	0.06			
SR4	16/10/2014 7:37	0.07				SR12	16/10/2014 7:37	0.07			
SR4	16/10/2014 7:57	0.05				SR12	16/10/2014 7:57	0.06			
SR4	16/10/2014 8:17	0.06				SR12	16/10/2014 8:17	0.06			
SR4	16/10/2014 8:37	0.06				SR12	16/10/2014 8:37	0.05			
SR4	16/10/2014 8:57	0.06				SR12	16/10/2014 8:57	0.06			
SR4	16/10/2014 9:17	0.08				SR12	16/10/2014 9:17	0.07			
SR4	16/10/2014 9:37	0.08				SR12	16/10/2014 9:37	0.08			
SR4	16/10/2014 9:57	0.08				SR12					
SR4	16/10/2014 10:17	0.08				SR12					
SR4	16/10/2014 10:37	0.06				SR12					
SR4	16/10/2014 10:57	0.06				SR12					
SR4	16/10/2014 11:17	0.06				SR12					
SR4	16/10/2014 11:37	0.06				SR12					
SR4	16/10/2014 11:57	0.06				SR12					
SR4	16/10/2014 12:17	0.07				SR12	16/10/2014 12:17	0.08			
SR4	16/10/2014 12:37	0.08				SR12	16/10/2014 12:37	0.07			
SR4	16/10/2014 12:57	0.07				SR12	16/10/2014 12:57	0.08			
SR4	16/10/2014 13:17	0.08				SR12	16/10/2014 13:17	0.07			
SR4	16/10/2014 13:37	0.08				SR12	16/10/2014 13:37	0.05			
SR4	16/10/2014 13:57	0.11				SR12	16/10/2014 13:57	0.06			
SR4	16/10/2014 14:17	0.14				SR12	16/10/2014 14:17	0.06			
SR4	16/10/2014 14:37	0.09				SR12	16/10/2014 14:37	0.06			
SR4	16/10/2014 14:57	0.09				SR12	16/10/2014 14:57	0.07			
SR4	16/10/2014 15:17	0.08				SR12	16/10/2014 15:17	0.07			
SR4	16/10/2014 15:37	0.08				SR12	16/10/2014 15:37	0.06			
SR4	16/10/2014 15:57	0.08				SR12	16/10/2014 15:57	0.06			
SR4	16/10/2014 16:17	0.08				SR12	16/10/2014 16:17	0.05			
SR4	16/10/2014 16:37	0.09				SR12	16/10/2014 16:37	0.06			
SR4	16/10/2014 16:57	0.08				SR12	16/10/2014 16:57	0.06			
SR4	16/10/2014 17:17	0.08				SR12	16/10/2014 17:17	0.06			
SR4	16/10/2014 17:37	0.07				SR12	16/10/2014 17:37	0.06			
SR4	16/10/2014 17:57	0.06				SR12	16/10/2014 17:57	0.07			
SR4	16/10/2014 18:17	0.07				SR12	16/10/2014 18:17	0.05			
SR4	16/10/2014 18:37	0.07				SR12	16/10/2014 18:37	0.05			
SR4	16/10/2014 18:57	0.08				SR12	16/10/2014 18:57	0.06			
SR4	16/10/2014 19:17	0.06				SR12	16/10/2014 19:17	0.07			
SR4	16/10/2014 19:37	0.07				SR12	16/10/2014 19:37	0.07			
SR4	16/10/2014 19:57	0.09				SR12	16/10/2014 19:57	0.08			
SR4	16/10/2014 20:17	0.07				SR12	16/10/2014 20:17	0.08			
SR4	16/10/2014 20:37	0.08				SR12	16/10/2014 20:37	0.08			
SR4	16/10/2014 20:57	0.08				SR12	16/10/2014 20:57	0.06			
SR4	16/10/2014 21:17	0.06				SR12	16/10/2014 21:17	0.06			
SR4	16/10/2014 21:37	0.07				SR12	16/10/2014 21:37	0.06			
SR4	16/10/2014 21:57	0.06				SR12	16/10/2014 21:57	0.07			
SR4	16/10/2014 22:17	0.06				SR12	16/10/2014 22:17	0.08			
SR4	16/10/2014 22:37	0.05				SR12	16/10/2014 22:37	0.09			
SR4	16/10/2014 22:57	0.06				SR12	16/10/2014 22:57	0.06			
SR4	16/10/2014 23:17	0.06				SR12	16/10/2014 23:17	0.08			
SR4	16/10/2014 23:37	0.06				SR12	16/10/2014 23:37	0.07			
SR4	16/10/2014 23:57	0.06				SR12	16/10/2014 23:57	0.08			

Remark: Fonts with underline: Action Level Exceedance
Fonts with bold and underline: Limit Level Exceedance
Automatic Instrument calibration of NH3-N monitor was carried out during 5:57-6:37 at SR4 and SR12.
SR10 monitoring station was under maintenance during 10:25-10:50.
SR11 monitoring station was under maintenance during 11:30-11:50.
SR12 monitoring station was under maintenance during 10:01-12:01.

Station	Timestamp	Temp (° C)	DO (%)	DO (mg/L)	Tur (NTU)	Station	Timestamp	Temp (° C)	DO (%)	DO (mg/L)	Tur (NTU)	Station	Timestamp	Temp (° C)	DO (%)	DO (mg/L)	Tur (NTU)	Station	Timestamp	Temp (°C)	DO (%)	DO (mg/L)	Tur (NTU)
SR4	17/10/2014 0:01	28.12	73.7	4.84	0.4	SR4	17/10/2014 6:01	28.06	70.6	4.63	1.3	SR4						SR4	17/10/2014 18:01	28.15	75.0	4.92	1.9
SR4	17/10/2014 0:06	28.12	73.6	4.83	0.2	SR4	17/10/2014 6:06	28.06	70.4	4.62	1.4	SR4						SR4	17/10/2014 18:06	28.14	74.6	4.89	1.6
SR4	17/10/2014 0:11	28.13	73.4	4.81	0.2	SR4	17/10/2014 6:11	28.06	69.7	4.57	1.1	SR4						SR4	17/10/2014 18:11	28.12	73.9	4.84	1.0
SR4	17/10/2014 0:16	28.13	72.4	4.75	0.2	SR4	17/10/2014 6:16	28.05	69.4	4.56	0.9	SR4						SR4	17/10/2014 18:16	28.13	73.8	4.84	1.8
SR4	17/10/2014 0:21	28.12	72.5	4.75	0.1	SR4	17/10/2014 6:21	28.05	69.7	4.58	0.8	SR4						SR4	17/10/2014 18:21	28.13	73.0	4.78	1.9
SR4	17/10/2014 0:26	28.13	72.4	4.75	0.3	SR4	17/10/2014 6:26	28.06	69.9	4.59	1.5	SR4						SR4	17/10/2014 18:26	28.12	72.5	4.75	1.3
SR4	17/10/2014 0:31	28.13	71.9	4.72	0.2	SR4	17/10/2014 6:31	28.06	71.3	4.68	1.0	SR4	17/10/2014 12:31	28.21	71.8	4.70	4.0	SR4	17/10/2014 18:31	28.13	71.6	4.69	1.5
SR4	17/10/2014 0:36	28.09	71.8	4.71	0.1	SR4	17/10/2014 6:36	28.06	71.6	4.70	1.0	SR4	17/10/2014 12:36	28.15	73.2	4.80	3.6	SR4	17/10/2014 18:36	28.13	71.1	4.66	1.9
SR4	17/10/2014 0:41	28.10	71.0	4.66	0.2	SR4	17/10/2014 6:41	28.06	71.7	4.71	1.7	SR4	17/10/2014 12:41	28.11	74.7	4.89	2.9	SR4	17/10/2014 18:41	28.13	72.2	4.73	1.8
SR4	17/10/2014 0:46	28.14	71.4	4.68	0.7	SR4	17/10/2014 6:46	28.06	71.4	4.69	1.4	SR4	17/10/2014 12:46	28.10	75.1	4.92	4.3	SR4	17/10/2014 18:46	28.13	70.8	4.64	2.3
SR4	17/10/2014 0:51	28.15	72.3	4.74	1.0	SR4	17/10/2014 6:51	28.04	71.3	4.68	1.6	SR4	17/10/2014 12:51	28.07	75.3	4.93	3.8	SR4	17/10/2014 18:51	28.13	72.3	4.74	1.6
SR4	17/10/2014 0:56	28.16	72.1	4.72	0.7	SR4	17/10/2014 6:56	28.02	70.9	4.66	3.3	SR4	17/10/2014 12:56	28.21	74.6	4.88	2.4	SR4	17/10/2014 18:56	28.14	73.5	4.81	2.6
SR4	17/10/2014 1:01	28.16	73.5	4.82	1.0	SR4	17/10/2014 7:01	28.02	71.3	4.68	1.4	SR4	17/10/2014 13:01	28.25	74.9	4.90	3.6	SR4	17/10/2014 19:01	28.13	74.0	4.85	2.1
SR4	17/10/2014 1:06	28.17	73.1	4.79	0.7	SR4	17/10/2014 7:06	28.02	70.7	4.64	1.1	SR4	17/10/2014 13:06	28.20	75.2	4.92	2.7	SR4	17/10/2014 19:06	28.13	74.7	4.90	2.0
SR4	17/10/2014 1:11	28.17	73.6	4.82	1.0	SR4	17/10/2014 7:11	28.02	71.0	4.66	2.1	SR4	17/10/2014 13:11	28.21	75.9	4.97	2.5	SR4	17/10/2014 19:11	28.13	73.7	4.83	2.4
SR4	17/10/2014 1:16	28.17	71.6	4.69	0.6	SR4	17/10/2014 7:16	28.01	70.9	4.66	1.2	SR4	17/10/2014 13:16	28.17	75.9	4.97	2.4	SR4	17/10/2014 19:16	28.11	73.4	4.81	2.7
SR4	17/10/2014 1:21	28.17	70.8	4.64	0.3	SR4	17/10/2014 7:21	28.01	70.7	4.64	1.5	SR4	17/10/2014 13:21	28.14	75.6	4.95	1.9	SR4	17/10/2014 19:21	28.13	74.0	4.85	2.9
SR4	17/10/2014 1:26	28.18	71.2	4.67	0.4	SR4	17/10/2014 7:26	28.02	71.0	4.67	1.8	SR4	17/10/2014 13:26	28.13	76.2	4.99	3.3	SR4	17/10/2014 19:26	28.12	73.0	4.79	2.0
SR4	17/10/2014 1:31	28.18	71.5	4.69	0.7	SR4	17/10/2014 7:31	28.01	71.1	4.67	1.3	SR4	17/10/2014 13:31	28.24	76.1	4.98	2.3	SR4	17/10/2014 19:31	28.12	71.9	4.71	1.8
SR4	17/10/2014 1:36	28.18	71.4	4.68	0.5	SR4	17/10/2014 7:36	28.02	70.9	4.66	2.3	SR4	17/10/2014 13:36	28.23	76.4	5.00	1.7	SR4	17/10/2014 19:36	28.13	71.2	4.67	1.6
SR4	17/10/2014 1:41	28.19	73.2	4.80	1.1	SR4	17/10/2014 7:41	28.02	70.3	4.62	1.0	SR4	17/10/2014 13:41	28.21	76.0	4.97	1.8	SR4	17/10/2014 19:41	28.13	71.6	4.69	2.3
SR4	17/10/2014 1:46	28.20	73.7	4.83	1.0	SR4	17/10/2014 7:46	28.03	71.2	4.68	2.9	SR4	17/10/2014 13:46	28.20	75.7	4.96	2.7	SR4	17/10/2014 19:46	28.12	72.7	4.77	2.6
SR4	17/10/2014 1:51	28.20	72.8	4.77	1.0	SR4	17/10/2014 7:51	28.03	71.3	4.68	2.2	SR4	17/10/2014 13:51	28.15	76.7	5.02	3.2	SR4	17/10/2014 19:51	28.12	73.4	4.81	2.4
SR4	17/10/2014 1:56	28.20	72.6	4.76	1.2	SR4	17/10/2014 7:56	28.03	71.3	4.69	1.8	SR4	17/10/2014 13:56	28.15	77.8	5.10	2.6	SR4	17/10/2014 19:56	28.12	72.1	4.73	2.1
SR4	17/10/2014 2:01	28.20	72.6	4.76	1.2	SR4	17/10/2014 8:01	28.05	71.5	4.69	3.8	SR4	17/10/2014 14:01	28.16	77.4	5.07	3.7	SR4	17/10/2014 20:01	28.11	73.0	4.78	2.3
SR4	17/10/2014 2:06	28.20	72.2	4.73	1.4	SR4	17/10/2014 8:06	28.08	73.1	4.79	3.9	SR4	17/10/2014 14:06	28.16	77.5	5.07	2.7	SR4	17/10/2014 20:06	28.12	71.6	4.69	1.7
SR4	17/10/2014 2:11	28.21	73.0	4.78	1.8	SR4	17/10/2014 8:11	28.07	72.1	4.73	3.1	SR4	17/10/2014 14:11	28.35	76.3	4.98	1.3	SR4	17/10/2014 20:11	28.11	73.2	4.80	3.7
SR4	17/10/2014 2:16	28.20	72.5	4.75	1.4	SR4	17/10/2014 8:16	28.07	72.7	4.77	2.5	SR4	17/10/2014 14:16	28.47	77.3	5.04	0.9	SR4	17/10/2014 20:16	28.11	72.7	4.77	2.3
SR4	17/10/2014 2:21	28.19	72.1	4.73	0.9	SR4	17/10/2014 8:21	28.07	71.9	4.72	2.7	SR4	17/10/2014 14:21	28.46	77.4	5.05	0.3	SR4	17/10/2014 20:21	28.12	72.3	4.74	2.8
SR4	17/10/2014 2:26	28.18	72.2	4.73	1.2	SR4	17/10/2014 8:26	28.07	71.0	4.66	2.2	SR4	17/10/2014 14:26	28.42	77.1	5.03	1.3	SR4	17/10/2014 20:26	28.11	71.8	4.71	2.0
SR4	17/10/2014 2:31	28.18	72.5	4.75	1.2	SR4	17/10/2014 8:31	28.08	72.8	4.78	4.5	SR4	17/10/2014 14:31	28.42	77.1	5.03	0.4	SR4	17/10/2014 20:31	28.11	72.0	4.72	2.4
SR4	17/10/2014 2:36	28.17	73.0	4.78	1.2	SR4	17/10/2014 8:36	28.10	72.1	4.73	4.6	SR4	17/10/2014 14:36	28.44	76.6	5.00	1.0	SR4	17/10/2014 20:36	28.11	72.1	4.73	2.2
SR4	17/10/2014 2:41	28.17	73.4	4.81	0.8	SR4	17/10/2014 8:41	28.11	73.6	4.82	3.2	SR4	17/10/2014 14:41	28.35	78.1	5.10	0.9	SR4	17/10/2014 20:41	28.08	71.4	4.68	2.6
SR4	17/10/2014 2:46	28.17	73.0	4.78	1.2	SR4	17/10/2014 8:46	28.11	73.5	4.82	2.9	SR4	17/10/2014 14:46	28.32	78.9	5.15	0.7	SR4	17/10/2014 20:46	28.08	70.5	4.62	2.4
SR4	17/10/2014 2:51	28.16	73.0	4.79	1.2	SR4	17/10/2014 8:51	28.12	73.3	4.80	3.6	SR4	17/10/2014 14:51	28.28	79.3	5.18	0.9	SR4	17/10/2014 20:51	28.02	70.5	4.63	2.6
SR4	17/10/2014 2:56	28.16	74.1	4.85	1.0	SR4	17/10/2014 8:56	28.13	73.7	4.83	3.1	SR4	17/10/2014 14:56	28.27	79.2	5.18	1.1	SR4	17/10/2014 20:56	28.02	70.7	4.64	1.7
SR4	17/10/2014 3:01	28.15	73.7	4.83	1.0	SR4	17/10/2014 9:01	28.13	74.0	4.85	3.0	SR4	17/10/2014 15:01	28.27	79.1	5.17	1.1	SR4	17/10/2014 21:01	28.03	69.6	4.57	1.4
SR4	17/10/2014 3:06	28.14	73.7	4.83	0.9	SR4	17/10/2014 9:06	28.14	73.7	4.83	3.3	SR4	17/10/2014 15:06	28.28	79.3	5.18	2.0	SR4	17/10/2014 21:06	28.05	71.2	4.67	1.7
SR4	17/10/2014 3:11	28.14	73.2	4.80	0.9	SR4	17/10/2014 9:11	28.14	74.0	4.85	3.4	SR4	17/10/2014 15:11	28.27	78.9	5.16	1.9	SR4	17/10/2014 21:11	28.05	71.5	4.69	1.5
SR4	17/10/2014 3:16	28.14	72.6	4.76	0.6	SR4	17/10/2014 9:16	28.14	73.3	4.80	3.8	SR4	17/10/2014 15:16	28.25	78.8	5.15	3.0	SR4	17/10/2014 21:16	28.04	70.4	4.62	1.3
SR4	17/10/2014 3:21	28.14	71.9	4.71	0.7	SR4	17/10/2014 9:21	28.14	71.9	4.71	4.3	SR4	17/10/2014 15:21	28.26	78.3	5.12	2.2	SR4	17/10/2014 21:21	28.06	70.6	4.63	1.6
SR4	17/10/2014 3:26	28.14	71.2	4.67	0.5	SR4	17/10/2014 9:26	28.15	71.9	4.71	3.8	SR4	17/10/2014 15:26	28.25	77.8	5.08	4.0	SR4	17/10/2014 21:26	28.05	69.9	4.59	1.6
SR4	17/10/2014 3:31	28.13	72.4	4.75	1.9	SR4	17/10/2014 9:31	28.15	71.4	4.68	4.4	SR4	17/10/2014 15:31	28.25	78.5	5.13	2.4	SR4	17/10/2014 21:31	28.05	68.7	4.51	1.9
SR4	17/10/2014 3:36	28.13	73.1	4.79	1.1	SR4	17/10/2014 9:36	28.16	73.4	4.81	4.1	SR4	17/10/2014 15:36	28.25	79.2	5.18	1.6	SR4	17/10/2014 21:36	28.08	68.8	4.51	2.3
SR4	17/10/2014 3:41	28.12	72.7	4.77	1.5	SR4	17/10/2014 9:41	28.17	73.2	4.79	4.0	SR4	17/10/2014 15:41	28.24	78.1	5.11	1.6	SR4	17/10/2014 21:41	28.09	69.4	4.55	2.2
SR4	17/10/2014 3:46	28.12	73.0	4.79	1.4	SR4	17/10/2014 9:46	28.17	73.9	4.84	4.9	SR4	17/10/2014 15:46	28.22	77.9	5.09	1.3	SR4	17/10/2014 21:46	28.10	71.3	4.67	2.3
SR4	17/10/2014 3:51	28.12	72.0	4.72	1.1	SR4	17/10/2014 9:51	28.18	74.3	4.86	2.6	SR4	17/10/2014 15:51	28.21	78.6	5.14	1.5	SR4	17/10/2014 21:51	28.10	71.1	4.66	2.5
SR4	17/10/2014 3:56	28.11	72.1	4.73	0.9	SR4	17/10/2014 9:56	28.18	74.5	4.88	4.2	SR4	17/10/2014 15:56	28.20	77.4	5.07	0.9	SR4	17/10/2014 21:56	28.09	71.9	4.72	2.5
SR4	17/10/2014 4:01	28.11	72.0	4.72	0.9	SR4	17/10/2014 10:01	28.18	74.9	4.91	4.3	SR4	17/10/2014 16:01	28.20	77.1	5.04	1.1	SR4	17/10/2014 22:01	28.09	71.4	4.68	2.1
SR4	17/10/2014 4:06	28.12	72.1	4.73	1.0	SR4	17/10/2014 10:06	28.18	74.1	4.85	4.4	SR4	17/10/2014 16:06	28.20	77.6	5.08	1.4	SR4	17/10/2014 22:06	28.09	71.6	4.70	2.1
SR4	17/10/2014 4:11	28.12	72.5	4.76	1.1	SR4	17/10/2014 10:11	28.18	74.1	4.85	4.7	SR4	17/10/2014 16:11	28.20	77.3	5.06	1.9	SR4	17/10/2014 22:11	28.08	72.0	4.72	1.8
SR4	17/10/2014 4:16	28.12	72.2	4.74	0.9	SR4	17/10/2014 10:16	28.18	74.7	4.89	5.2	SR4	17/10/2014 16:16	28.21	77.9	5.10	1.6	SR4	17/10/2014 22:16	28.08	72.1	4.72	2.3
SR4	17/10/2014 4:21	28.11	71.3	4.68	0.7	SR4	17/10/2014 10:21	28.24	73.0	4.78	2.0	SR4	17/10/2014 16:21	28.21	77.5	5.07	1.2	SR4	17/10/2014 22:21	28.08	72.1	4.73	2.3
SR4	17/10/2014 4:26	28.10	71.4	4.68	1.3	SR4	17/10/2014 10:26	28.25	73.4	4.80	1.8	SR4	17/10/2014 16:26	28.21	77.2	5.05	1.8	SR4	17/10/2014 22:26	28.08	71.1	4.66	2.0
SR4	17/10/2014 4:31	28.11	72.6	4.76	1.1	SR4	17/10/2014 10:31	28.25	74.0	4.84	2.2	SR4	17/10/2014 16:31	28.21	78.2	5.12	1.9	SR4	17/10/2014 22:31	28.08	71.0	4.65	1.9
SR4	17/10/2014 4:36	28.09	72.8	4.78	1.3	SR4	17/10/2014 10:36	28.23	74.2	4.85	2.3	SR4	17/10/2014 16:36	28.21	77.7	5.08	1.0	SR4	17/10/2014 22:36	28.08	71.6	4.70	1.4
SR4	17/10/2014 4:41	28.10	72.0	4.72	1.3	SR4	17/10/2014 10:41	28.23	74.4	4.87	4.2	SR4	17/10/2014 16:41	28.20	77.0	5.04	1.0	SR4	17/10/2014 22:41	28.07	71.4	4.68	1.3
SR4	17/10/2014 4:46	28.09	71.6	4.70	1.1	SR4	17/10/2014 10:46	28.22	74.0	4.84	3.5	SR4	17/10/2014 16:46	28.20	76.6	5.01	2.0	SR4	17/10/2014 22:46	28.07	71.5	4.69	1.7
SR4	17/10/2014 4:51	28.06	72.1	4.73	0.7	SR4	17/10/2014 10:51	28.20	73.2	4.79	3.3	SR4	17/10/2014 16:51	28.18	76.5	5.01	1.8	SR4	17/10/2014 22:51	28.07	70.2	4.60	1.3
SR4	17/10/2014 4:56	28.07	72.1	4.73	1.2	SR4	17/10/2014 10:56	28.19	72.5	4.74	4.2	SR4	17/10/2014 16:56	28.18	76.1	4.98	2.1	SR4	17/10/2014 22:56	28.07	70.8	4.64	1.8
SR4	17/10/2014 5:01	28.07	72.0	4.73	0.8	SR4	17/10/2014 11:01	28.22	73.2	4.79	3.3	SR4	17/10/2014 17:01	28.18	75.9	4.97	1.8	SR4	17/10/2014 23:01	28.07	70.2	4.61	1.3
SR4	17/10/2014 5:06	28.08	71.4	4.68	0.9	SR4	17/10/2014 11:06	28.16	72.6	4.75	4.6	SR4	17/10/2014 17:06	28.17	76.3	5.00	1.9	SR4	17/10/2014 23:06	28.07	69.4	4.55	1.6
SR4	17/10/2014 5:11	28.07	70.5	4.63	0.5	SR4	17/10/2014 11:11	28.15	73.6	4.82	4.8	SR4	17/10/2014 17:11	28.19	76.4	5.00	1.5	SR4	17/10/2014 23:11	28.07	69.6	4.56	1.4
SR4	17/10/2014 5:16	28.05	71.4	4.69	0.8	SR4	17/10/2014 11:16	28.15	74.5	4.88	4.5	SR4	17/10/2014 17:16	28.19	76.5	5.01	1.5	SR4	17/10/2014 23:16	28.06	71.2	4.67	1.7
SR4	17/10/2014 5:21	28.03	71.9	4.72	0.9	SR4						SR4	17/10/2014 17:21	28.18	76.3	4.99	1.5	SR4	17/10/2014 23:21	28.07	71.8	4.71	1.3
SR4	17/10/2014 5:26	28.02	70.9	4.66	0.5	SR4						SR4	17/10/2014 17:26	28.17	76.4	5.00	1.4	SR4	17/10/2014 23:26	28.07	71.8	4.71	0.9
SR4	17/10/2014 5:31	28.00	69.7	4.58	0.3	SR4						SR4	17/10/2014 17:31	28.17	76.0	4.97	1.7	SR4	17/10/2014 23:31	28.07	71.3	4.68	1.4
SR4	17/10/2014 5:36	28.00	68.8	4.52	0.3	SR4						SR4	17/10/2014 17:36	28.15	76.1	4.99	1.1	SR4	17/10/2014 23:36	28.07	71.5	4.69	3.5
SR4	17/10/2014 5:41	28.02	69.6	4.57	1.5	SR4						SR4	17/10/2014 17:41	28.17	75.8	4.96	1.5	SR4	17/10/2014 23:41	28.07	71.3	4.68	1.3
SR4	17/10/2014 5:46	27.98	68.8	4.53	0.2	SR4						SR4	17/10/2014 17:46	28.17	75.5	4.95	1.8	SR4	17/10/2014 23:46	28.07	70.9	4.65	1.0
SR4	17/10/2014 5:51	28.02	70.8	4.65	0.6	SR4						SR4	17/10/2014 17:51	28.16	75.6	4.95	1.6	SR4	17/10/2014 23:51	28.07	71.3	4.68	1.4
SR4	17/10/2014 5:56	28.05	70.4	4.63	1.1	SR4						SR4	17/10/2014 17:56	28.15	75.1	4.92	1.3	SR4	17/10/2014 23:56	28.07	72.4	4.75	1.5

Station	Timestamp	Temp (° C)	DO (%)	DO (mg/L)	Tur (NTU)	Station	Timestamp	Temp (° C)	DO (%)	DO (mg/L)	Tur (NTU)	Station	Timestamp	Temp (° C)	DO (%)	DO (mg/L)	Tur (NTU)	Station	Timestamp	Temp (°C)	DO (%)	DO (mg/L)	Tur (NTU)
SR5	17/10/2014 0:00	28.02	78.6	**5.14**	2.2	SR5	17/10/2014 6:00	28.02	79.0	**5.16**	1.5	SR5	17/10/2014 12:00	27.91	87.6	5.75	0.4	SR5	17/10/2014 18:00	28.07	77.4	**5.05**	1.7
SR5	17/10/2014 0:05	28.03	76.7	**5.01**	2.3	SR5	17/10/2014 6:05	28.04	79.0	**5.16**	2.0	SR5	17/10/2014 12:05	27.85	88.1	5.79	0.3	SR5	17/10/2014 18:05	28.05	76.7	**5.01**	2.0
SR5	17/10/2014 0:10	28.02	78.7	**5.14**	1.9	SR5	17/10/2014 6:10	28.04	79.0	**5.16**	1.6	SR5	17/10/2014 12:10	27.85	88.8	5.83	0.2	SR5	17/10/2014 18:10	28.03	76.8	**5.02**	1.5
SR5	17/10/2014 0:15	28.01	78.5	**5.13**	2.2	SR5	17/10/2014 6:15	28.02	78.8	**5.14**	1.8	SR5	17/10/2014 12:15	27.86	88.8	5.84	0.3	SR5	17/10/2014 18:15	28.00	75.8	**4.96**	1.6
SR5	17/10/2014 0:20	28.01	77.7	**5.08**	2.2	SR5	17/10/2014 6:20	28.01	78.5	**5.13**	1.4	SR5	17/10/2014 12:20	27.85	88.3	5.80	0.2	SR5	17/10/2014 18:20	28.05	76.9	**5.02**	1.7
SR5	17/10/2014 0:25	28.00	78.4	**5.13**	1.8	SR5	17/10/2014 6:25	28.00	78.1	**5.10**	1.6	SR5	17/10/2014 12:25	27.91	89.9	5.91	0.5	SR5	17/10/2014 18:25	28.04	76.4	**4.99**	1.8
SR5	17/10/2014 0:30	28.01	77.4	**5.06**	2.6	SR5	17/10/2014 6:30	27.99	77.7	**5.08**	1.8	SR5	17/10/2014 12:30	27.91	90.2	5.92	0.1	SR5	17/10/2014 18:30	27.89	76.2	**4.99**	2.6
SR5	17/10/2014 0:35	28.00	76.3	**4.99**	1.9	SR5	17/10/2014 6:35	27.94	80.5	**5.27**	1.3	SR5	17/10/2014 12:35	27.92	90.4	5.93	0.4	SR5	17/10/2014 18:35	27.96	76.4	**5.00**	2.6
SR5	17/10/2014 0:40	27.97	76.1	**4.98**	1.9	SR5	17/10/2014 6:40	27.93	80.5	**5.27**	1.2	SR5	17/10/2014 12:40	27.93	90.0	5.91	0.4	SR5	17/10/2014 18:40	27.98	76.8	**5.02**	2.5
SR5	17/10/2014 0:45	27.97	75.9	**4.97**	2.6	SR5	17/10/2014 6:45	27.93	80.2	**5.25**	1.3	SR5	17/10/2014 12:45	27.93	90.6	5.95	0.5	SR5	17/10/2014 18:45	28.04	76.1	**4.97**	2.7
SR5	17/10/2014 0:50	27.96	75.8	**4.96**	1.8	SR5	17/10/2014 6:50	27.91	81.7	**5.35**	1.4	SR5	17/10/2014 12:50	27.94	90.7	5.95	0.1	SR5	17/10/2014 18:50	28.02	75.3	**4.92**	2.5
SR5	17/10/2014 0:55	27.99	74.9	**4.90**	1.9	SR5	17/10/2014 6:55	27.86	81.8	**5.36**	1.2	SR5	17/10/2014 12:55	27.93	91.5	6.01	0.5	SR5	17/10/2014 18:55	28.04	77.0	**5.03**	2.6
SR5	17/10/2014 1:00	27.98	75.8	**4.96**	2.2	SR5	17/10/2014 7:00	27.84	82.2	5.39	1.4	SR5	17/10/2014 13:00	27.94	91.6	6.02	0.2	SR5	17/10/2014 19:00	28.05	76.7	**5.01**	3.1
SR5	17/10/2014 1:05	27.97	75.5	**4.94**	1.9	SR5	17/10/2014 7:05	27.83	82.2	**5.38**	1.1	SR5	17/10/2014 13:05	27.94	91.9	6.03	0.1	SR5	17/10/2014 19:05	28.03	75.7	**4.94**	3.2
SR5	17/10/2014 1:10	27.96	76.2	**4.99**	1.9	SR5	17/10/2014 7:10	27.88	81.7	**5.35**	1.6	SR5	17/10/2014 13:10	27.96	92.0	6.04	0.5	SR5	17/10/2014 19:10	27.97	74.8	**4.89**	3.2
SR5	17/10/2014 1:15	27.92	75.2	**4.92**	2.0	SR5	17/10/2014 7:15	27.86	81.5	**5.34**	1.3	SR5	17/10/2014 13:15	27.92	92.0	6.04	0.3	SR5	17/10/2014 19:15	27.99	75.2	**4.92**	2.9
SR5	17/10/2014 1:20	27.95	75.3	**4.93**	2.2	SR5	17/10/2014 7:20	27.81	82.5	5.41	1.0	SR5	17/10/2014 13:20	27.88	91.5	6.01	0.3	SR5	17/10/2014 19:20	28.04	75.6	**4.94**	3.3
SR5	17/10/2014 1:25	27.95	77.0	**5.04**	1.9	SR5	17/10/2014 7:25	27.85	81.8	**5.36**	1.2	SR5	17/10/2014 13:25	27.88	89.7	5.89	0.1	SR5	17/10/2014 19:25	28.06	76.7	**5.01**	3.5
SR5	17/10/2014 1:30	27.92	77.5	**5.08**	2.6	SR5	17/10/2014 7:30	27.87	80.8	**5.29**	1.6	SR5	17/10/2014 13:30	27.89	88.9	5.84	0.1	SR5	17/10/2014 19:30	28.06	76.9	**5.02**	3.6
SR5	17/10/2014 1:35	27.90	77.6	**5.08**	2.8	SR5	17/10/2014 7:35	27.87	82.1	**5.38**	2.0	SR5	17/10/2014 13:35	27.91	88.3	5.80	0.2	SR5	17/10/2014 19:35	28.03	75.3	**4.92**	3.0
SR5	17/10/2014 1:40	27.92	78.4	**5.13**	3.1	SR5	17/10/2014 7:40	27.86	81.9	**5.37**	1.4	SR5	17/10/2014 13:40	27.96	85.8	5.63	0.1	SR5	17/10/2014 19:40	28.06	76.2	**4.97**	3.8
SR5	17/10/2014 1:45	27.91	77.5	**5.08**	2.3	SR5	17/10/2014 7:45	27.85	82.0	**5.37**	1.3	SR5	17/10/2014 13:45	27.96	83.8	5.49	0.1	SR5	17/10/2014 19:45	28.06	75.6	**4.94**	3.0
SR5	17/10/2014 1:50	27.91	75.7	**4.96**	2.4	SR5	17/10/2014 7:50	27.86	82.1	**5.38**	1.4	SR5	17/10/2014 13:50	27.96	84.8	5.56	0.4	SR5	17/10/2014 19:50	28.09	76.2	**4.97**	2.8
SR5	17/10/2014 1:55	27.93	74.5	**4.88**	2.1	SR5	17/10/2014 7:55	27.84	82.1	**5.38**	1.3	SR5	17/10/2014 13:55	27.88	85.4	5.61	2.1	SR5	17/10/2014 19:55	28.07	75.4	**4.92**	3.3
SR5	17/10/2014 2:00	27.96	75.6	**4.94**	2.4	SR5	17/10/2014 8:00	27.84	82.5	5.41	1.2	SR5	17/10/2014 14:00	27.92	85.7	5.62	1.7	SR5	17/10/2014 20:00	28.01	75.5	**4.93**	4.2
SR5	17/10/2014 2:05	27.96	75.7	**4.96**	2.6	SR5	17/10/2014 8:05	27.85	82.5	5.41	1.2	SR5	17/10/2014 14:05	27.91	85.1	5.58	1.8	SR5	17/10/2014 20:05	28.05	76.7	**5.00**	3.7
SR5	17/10/2014 2:10	27.92	75.8	**4.96**	2.9	SR5	17/10/2014 8:10	27.85	82.6	5.41	1.1	SR5	17/10/2014 14:10	27.93	85.0	5.58	1.2	SR5	17/10/2014 20:10	28.05	76.6	**5.00**	4.4
SR5	17/10/2014 2:15	27.94	76.3	**4.99**	2.9	SR5	17/10/2014 8:15	27.86	82.6	5.41	1.2	SR5	17/10/2014 14:15	27.96	85.3	5.59	1.2	SR5	17/10/2014 20:15	28.01	76.4	**4.99**	4.1
SR5	17/10/2014 2:20	28.00	76.2	**4.98**	2.9	SR5	17/10/2014 8:20	27.87	82.9	5.43	1.3	SR5	17/10/2014 14:20	27.96	85.0	5.57	1.2	SR5	17/10/2014 20:20	28.04	76.0	**4.96**	4.3
SR5	17/10/2014 2:25	27.97	76.0	**4.97**	2.8	SR5	17/10/2014 8:25	27.88	82.9	5.43	1.4	SR5	17/10/2014 14:25	27.96	83.5	5.47	1.5	SR5	17/10/2014 20:25	28.06	76.5	**4.99**	4.6
SR5	17/10/2014 2:30	27.98	75.7	**4.95**	2.7	SR5	17/10/2014 8:30	27.87	82.4	5.40	1.1	SR5	17/10/2014 14:30	27.95	83.3	5.46	1.7	SR5	17/10/2014 20:30	28.04	75.8	**4.95**	4.0
SR5	17/10/2014 2:35	28.06	76.5	**5.00**	2.8	SR5	17/10/2014 8:35	27.87	82.3	5.39	1.3	SR5	17/10/2014 14:35	27.95	83.3	5.46	1.5	SR5	17/10/2014 20:35	28.10	76.9	**5.01**	3.4
SR5	17/10/2014 2:40	28.14	77.6	**5.06**	3.1	SR5	17/10/2014 8:40	27.89	82.1	**5.37**	1.3	SR5	17/10/2014 14:40	27.96	83.4	5.47	1.4	SR5	17/10/2014 20:40	28.07	75.6	**4.93**	3.4
SR5	17/10/2014 2:45	28.08	76.4	**4.99**	3.0	SR5	17/10/2014 8:45	27.89	82.2	**5.38**	1.2	SR5	17/10/2014 14:45	27.96	82.6	5.41	1.9	SR5	17/10/2014 20:45	28.05	74.7	**4.88**	3.6
SR5	17/10/2014 2:50	28.06	76.2	**4.98**	2.6	SR5	17/10/2014 8:50	27.89	81.8	**5.36**	1.0	SR5	17/10/2014 14:50	27.96	82.6	5.42	1.5	SR5	17/10/2014 20:50	28.06	75.1	**4.90**	3.3
SR5	17/10/2014 2:55	28.17	77.8	**5.07**	2.9	SR5	17/10/2014 8:55	27.89	81.8	**5.36**	1.5	SR5	17/10/2014 14:55	27.96	82.3	5.40	1.1	SR5	17/10/2014 20:55	27.96	72.4	**4.74**	2.7
SR5	17/10/2014 3:00	28.18	78.1	**5.08**	2.9	SR5	17/10/2014 9:00	27.90	81.9	**5.36**	1.2	SR5	17/10/2014 15:00	27.96	82.8	5.43	1.3	SR5	17/10/2014 21:00	28.07	75.0	**4.89**	3.2
SR5	17/10/2014 3:05	28.05	76.4	**4.99**	2.6	SR5	17/10/2014 9:05	27.92	81.9	**5.36**	1.3	SR5	17/10/2014 15:05	28.07	86.9	5.69	1.3	SR5	17/10/2014 21:05	28.08	75.6	**4.93**	2.6
SR5	17/10/2014 3:10	28.03	76.3	**4.99**	2.5	SR5	17/10/2014 9:10	27.93	81.7	**5.35**	1.0	SR5	17/10/2014 15:10	28.00	85.7	5.61	1.6	SR5	17/10/2014 21:10	27.90	74.3	**4.86**	3.1
SR5	17/10/2014 3:15	28.01	76.1	**4.97**	2.2	SR5	17/10/2014 9:15	27.95	81.7	**5.35**	1.1	SR5	17/10/2014 15:15	28.03	87.6	5.73	1.5	SR5	17/10/2014 21:15	28.01	79.9	**5.22**	2.4
SR5	17/10/2014 3:20	28.10	76.3	**4.97**	2.7	SR5	17/10/2014 9:20	27.95	81.8	**5.36**	1.4	SR5	17/10/2014 15:20	28.03	85.0	5.57	1.3	SR5	17/10/2014 21:20	28.02	79.9	**5.22**	2.3
SR5	17/10/2014 3:25	28.03	75.1	**4.91**	2.3	SR5	17/10/2014 9:25	27.95	81.7	**5.35**	1.4	SR5	17/10/2014 15:25	28.02	79.6	**5.21**	1.1	SR5	17/10/2014 21:25	28.01	81.5	**5.32**	2.4
SR5	17/10/2014 3:30	28.05	75.4	**4.92**	2.5	SR5	17/10/2014 9:30	27.96	82.1	**5.38**	1.5	SR5	17/10/2014 15:30	28.00	81.2	**5.31**	1.5	SR5	17/10/2014 21:30	27.99	81.1	**5.30**	2.1
SR5	17/10/2014 3:35	28.13	76.1	**4.96**	2.6	SR5	17/10/2014 9:35	27.93	82.4	5.40	1.5	SR5	17/10/2014 15:35	28.04	80.9	**5.30**	1.1	SR5	17/10/2014 21:35	27.99	80.8	**5.28**	2.1
SR5	17/10/2014 3:40	28.01	74.2	**4.85**	2.1	SR5	17/10/2014 9:40	27.94	82.4	5.40	1.2	SR5	17/10/2014 15:40	28.00	80.9	**5.30**	1.1	SR5	17/10/2014 21:40	28.01	81.0	**5.29**	2.8
SR5	17/10/2014 3:45	27.93	76.2	**4.98**	2.3	SR5	17/10/2014 9:45	27.92	82.8	5.42	1.1	SR5	17/10/2014 15:45	28.02	84.0	5.50	1.6	SR5	17/10/2014 21:45	28.01	80.6	**5.27**	2.8
SR5	17/10/2014 3:50	28.15	76.4	**4.98**	3.2	SR5	17/10/2014 9:50	27.91	82.9	5.43	1.1	SR5	17/10/2014 15:50	28.05	84.5	5.53	1.1	SR5	17/10/2014 21:50	28.01	80.5	**5.26**	2.3
SR5	17/10/2014 3:55	27.94	76.1	**4.98**	1.8	SR5	17/10/2014 9:55	27.92	82.6	5.41	1.1	SR5	17/10/2014 15:55	28.04	83.9	5.49	1.1	SR5	17/10/2014 21:55	27.99	80.2	**5.24**	2.1
SR5	17/10/2014 4:00	28.15	76.7	**4.99**	2.5	SR5	17/10/2014 10:00	27.91	83.1	5.45	1.0	SR5	17/10/2014 16:00	28.02	83.3	5.45	1.6	SR5	17/10/2014 22:00	28.01	79.3	**5.18**	2.0
SR5	17/10/2014 4:05	27.92	75.9	**4.96**	2.0	SR5	17/10/2014 10:05	27.90	83.6	5.48	0.7	SR5	17/10/2014 16:05	28.02	83.8	5.49	1.2	SR5	17/10/2014 22:05	28.02	80.0	**5.22**	2.5
SR5	17/10/2014 4:10	28.05	79.0	**5.15**	1.6	SR5	17/10/2014 10:10	27.90	83.6	5.48	0.7	SR5	17/10/2014 16:10	28.02	83.0	5.43	1.5	SR5	17/10/2014 22:10	28.01	80.1	**5.23**	2.0
SR5	17/10/2014 4:15	28.03	79.9	**5.22**	1.6	SR5	17/10/2014 10:15	27.91	83.5	5.47	0.7	SR5	17/10/2014 16:15	28.02	82.7	5.41	1.5	SR5	17/10/2014 22:15	28.01	80.5	**5.26**	1.9
SR5	17/10/2014 4:20	28.03	79.8	**5.21**	1.6	SR5	17/10/2014 10:20	27.92	84.0	5.50	1.1	SR5	17/10/2014 16:20	28.02	81.3	**5.32**	1.4	SR5	17/10/2014 22:20	28.03	80.6	**5.26**	2.5
SR5	17/10/2014 4:25	28.04	80.0	**5.22**	1.4	SR5	17/10/2014 10:25	27.93	83.5	5.47	0.8	SR5	17/10/2014 16:25	28.02	81.6	**5.34**	1.5	SR5	17/10/2014 22:25	28.01	80.4	**5.25**	2.1
SR5	17/10/2014 4:30	28.04	79.9	**5.21**	1.5	SR5	17/10/2014 10:30	27.91	84.0	5.51	1.0	SR5	17/10/2014 16:30	28.02	81.9	**5.36**	1.5	SR5	17/10/2014 22:30	27.97	81.3	**5.31**	2.2
SR5	17/10/2014 4:35	28.06	80.2	**5.23**	1.4	SR5	17/10/2014 10:35	27.93	83.3	5.46	0.8	SR5	17/10/2014 16:35	28.03	81.5	**5.34**	1.4	SR5	17/10/2014 22:35	27.92	81.6	**5.34**	2.2
SR5	17/10/2014 4:40	28.02	80.3	**5.24**	1.5	SR5	17/10/2014 10:40	27.90	83.4	5.47	0.9	SR5	17/10/2014 16:40	28.06	80.1	**5.24**	1.5	SR5	17/10/2014 22:40	27.96	80.9	**5.29**	1.5
SR5	17/10/2014 4:45	28.04	80.1	**5.23**	1.6	SR5	17/10/2014 10:45	27.89	84.5	5.54	0.8	SR5	17/10/2014 16:45	28.08	80.7	**5.27**	1.0	SR5	17/10/2014 22:45	27.95	80.9	**5.29**	1.6
SR5	17/10/2014 4:50	28.03	79.8	**5.21**	1.3	SR5	17/10/2014 10:50	27.89	84.3	5.53	0.8	SR5	17/10/2014 16:50	28.07	80.8	**5.28**	1.2	SR5	17/10/2014 22:50	27.94	81.4	**5.32**	1.8
SR5	17/10/2014 4:55	28.02	79.7	**5.20**	1.1	SR5	17/10/2014 10:55	27.87	85.0	5.58	0.5	SR5	17/10/2014 16:55	28.07	81.1	**5.30**	1.3	SR5	17/10/2014 22:55	27.96	81.1	**5.30**	2.1
SR5	17/10/2014 5:00	28.07	79.8	**5.21**	1.9	SR5	17/10/2014 11:00	27.87	85.5	5.61	0.6	SR5	17/10/2014 17:00	28.05	82.1	**5.36**	1.3	SR5	17/10/2014 23:00	27.94	80.9	**5.29**	1.7
SR5	17/10/2014 5:05	28.07	79.3	**5.17**	1.5	SR5	17/10/2014 11:05	27.87	85.3	5.60	0.8	SR5	17/10/2014 17:05	28.06	80.5	**5.26**	1.7	SR5	17/10/2014 23:05	27.94	81.1	**5.30**	1.8
SR5	17/10/2014 5:10	28.07	79.5	**5.18**	1.4	SR5	17/10/2014 11:10	27.86	85.9	5.64	0.5	SR5	17/10/2014 17:10	28.04	81.0	**5.30**	1.8	SR5	17/10/2014 23:10	27.94	81.1	**5.31**	2.1
SR5	17/10/2014 5:15	28.05	79.4	**5.18**	1.3	SR5	17/10/2014 11:15	27.87	84.8	5.57	0.6	SR5	17/10/2014 17:15	28.06	79.8	**5.21**	1.8	SR5	17/10/2014 23:15	27.96	80.5	**5.26**	2.0
SR5	17/10/2014 5:20	28.05	79.2	**5.17**	1.3	SR5	17/10/2014 11:20	27.89	85.5	5.61	0.6	SR5	17/10/2014 17:20	28.06	79.3	**5.18**	2.0	SR5	17/10/2014 23:20	27.95	80.4	**5.26**	1.8
SR5	17/10/2014 5:25	28.04	79.3	**5.18**	1.8	SR5	17/10/2014 11:25	27.88	84.9	5.57	0.7	SR5	17/10/2014 17:25	28.06	78.7	**5.14**	1.9	SR5	17/10/2014 23:25	27.98	80.8	**5.28**	1.5
SR5	17/10/2014 5:30	28.04	79.7	**5.20**	1.3	SR5	17/10/2014 11:30	27.89	84.8	5.56	0.5	SR5	17/10/2014 17:30	28.06	79.3	**5.18**	1.8	SR5	17/10/2014 23:30	27.98	80.7	**5.28**	1.6
SR5	17/10/2014 5:35	27.97	79.9	**5.22**	1.2	SR5	17/10/2014 11:35	27.90	85.7	5.63	0.4	SR5	17/10/2014 17:35	28.06	79.4	**5.19**	1.9	SR5	17/10/2014 23:35	27.97	80.3	**5.25**	1.7
SR5	17/10/2014 5:40	28.04	79.7	**5.20**	1.3	SR5	17/10/2014 11:40	27.88	86.4	5.67	0.5	SR5	17/10/2014 17:40	28.07	79.2	**5.17**	1.7	SR5	17/10/2014 23:40	27.96	80.6	**5.27**	1.4
SR5	17/10/2014 5:45	28.05	79.3	**5.17**	1.7	SR5	17/10/2014 11:45	27.87	86.0	5.65	0.9	SR5	17/10/2014 17:45	28.06	78.5	**5.13**	1.8	SR5	17/10/2014 23:45	27.95	80.7	**5.28**	1.3
SR5	17/10/2014 5:50	28.05	79.5	**5.19**	1.5	SR5	17/10/2014 11:50	27.89	86.8	5.70	0.3	SR5	17/10/2014 17:50	28.07	78.4	**5.12**	1.9	SR5	17/10/2014 23:50	27.95	81.2	**5.31**	1.5
SR5	17/10/2014 5:55	28.05	79.4	**5.18**	1.5	SR5	17/10/2014 11:55	27.91	87.3	5.73	2.4	SR5	17/10/2014 17:55	28.06	77.0	**5.03**	1.5	SR5	17/10/2014 23:55	27.96	81.0	**5.30**	1.4

Station	Timestamp	Temp (° C)	DO (%)	DO (mg/L)	Tur (NTU)	Station	Timestamp	Temp (° C)	DO (%)	DO (mg/L)	Tur (NTU)	Station	Timestamp	Temp (° C)	DO (%)	DO (mg/L)	Tur (NTU)	Station	Timestamp	Temp (°C)	DO (%)	DO (mg/L)	Tur (NTU)
SR9	17/10/2014 0:00	27.11	81.2	**5.35**	**9.2**	SR9	17/10/2014 6:00	26.80	83.8	**5.54**	**7.2**	SR9	17/10/2014 12:00	27.08	91.1	6.01	4.7	SR9	17/10/2014 18:00	27.18	93.2	6.14	4.4
SR9	17/10/2014 0:05	27.11	81.2	**5.35**	**9.7**	SR9	17/10/2014 6:05	26.79	84.0	**5.56**	**6.9**	SR9	17/10/2014 12:05	27.08	91.3	6.02	**4.8**	SR9	17/10/2014 18:05	27.18	94.1	6.20	**4.9**
SR9	17/10/2014 0:10	27.10	81.3	**5.36**	**9.1**	SR9	17/10/2014 6:10	26.79	84.0	**5.56**	**7.0**	SR9	17/10/2014 12:10	27.09	90.7	5.98	**5.5**	SR9	17/10/2014 18:10	27.18	93.5	6.16	4.3
SR9	17/10/2014 0:15	27.10	80.9	**5.33**	**9.1**	SR9	17/10/2014 6:15	26.80	84.1	**5.57**	**7.0**	SR9	17/10/2014 12:15	27.12	91.3	6.02	4.7	SR9	17/10/2014 18:15	27.20	93.8	6.18	4.4
SR9	17/10/2014 0:20	27.10	81.3	**5.36**	**9.3**	SR9	17/10/2014 6:20	26.80	84.7	**5.60**	**6.9**	SR9	17/10/2014 12:20	27.03	91.9	6.06	**5.3**	SR9	17/10/2014 18:20	27.20	93.9	6.18	4.2
SR9	17/10/2014 0:25	27.09	81.1	**5.34**	**9.0**	SR9	17/10/2014 6:25	26.80	84.9	**5.62**	**6.7**	SR9	17/10/2014 12:25	27.09	91.9	6.06	4.5	SR9	17/10/2014 18:25	27.19	93.9	6.19	4.6
SR9	17/10/2014 0:30	27.08	81.1	**5.34**	**9.4**	SR9	17/10/2014 6:30	26.82	85.0	**5.62**	**6.9**	SR9	17/10/2014 12:30	27.11	92.2	6.08	**4.8**	SR9	17/10/2014 18:30	27.20	94.6	6.23	4.2
SR9	17/10/2014 0:35	27.08	81.0	**5.34**	**8.4**	SR9	17/10/2014 6:35	26.85	85.3	**5.64**	**7.9**	SR9	17/10/2014 12:35	27.18	92.2	6.07	**4.8**	SR9	17/10/2014 18:35	27.21	95.2	6.26	4.0
SR9	17/10/2014 0:40	27.06	80.6	**5.31**	**9.3**	SR9	17/10/2014 6:40	26.84	85.3	**5.64**	**8.3**	SR9	17/10/2014 12:40	27.12	92.4	6.09	**5.6**	SR9	17/10/2014 18:40	27.20	95.5	6.28	3.7
SR9	17/10/2014 0:45	27.07	80.8	**5.32**	**8.5**	SR9	17/10/2014 6:45	26.84	85.3	**5.63**	**8.1**	SR9	17/10/2014 12:45	27.24	93.1	6.13	**5.0**	SR9	17/10/2014 18:45	27.22	95.0	6.25	3.5
SR9	17/10/2014 0:50	27.07	81.9	**5.40**	**9.0**	SR9	17/10/2014 6:50	26.85	85.0	**5.62**	**8.1**	SR9	17/10/2014 12:50	27.20	93.0	6.12	**4.9**	SR9	17/10/2014 18:50	27.24	95.4	6.28	3.4
SR9	17/10/2014 0:55	27.06	80.8	**5.33**	**8.6**	SR9	17/10/2014 6:55	26.85	85.4	**5.64**	**9.7**	SR9	17/10/2014 12:55	27.28	94.1	6.19	**4.9**	SR9	17/10/2014 18:55	27.23	95.1	6.25	3.7
SR9	17/10/2014 1:00	27.06	82.1	**5.41**	**8.5**	SR9	17/10/2014 7:00	26.85	85.0	**5.61**	**14.5**	SR9	17/10/2014 13:00	27.32	94.5	6.21	4.7	SR9	17/10/2014 19:00	27.23	94.9	6.24	3.2
SR9	17/10/2014 1:05	27.06	81.4	**5.36**	**8.7**	SR9	17/10/2014 7:05	26.83	85.3	**5.63**	**8.5**	SR9	17/10/2014 13:05	27.30	94.5	6.21	4.6	SR9	17/10/2014 19:05	27.23	95.7	6.31	3.1
SR9	17/10/2014 1:10	27.07	82.9	**5.47**	**9.2**	SR9	17/10/2014 7:10	26.84	85.5	**5.65**	**7.6**	SR9	17/10/2014 13:10	27.33	95.1	6.25	**5.0**	SR9	17/10/2014 19:10	27.25	95.7	6.30	3.5
SR9	17/10/2014 1:15	27.06	82.2	**5.42**	**8.8**	SR9	17/10/2014 7:15	26.84	85.3	**5.63**	**8.1**	SR9	17/10/2014 13:15	27.39	95.2	6.25	4.2	SR9	17/10/2014 19:15	27.24	95.1	6.26	3.1
SR9	17/10/2014 1:20	27.05	82.1	**5.42**	**8.7**	SR9	17/10/2014 7:20	26.83	85.0	**5.62**	**8.2**	SR9	17/10/2014 13:20	27.39	95.5	6.27	4.2	SR9	17/10/2014 19:20	27.24	95.0	6.25	3.5
SR9	17/10/2014 1:25	27.05	82.0	**5.41**	**8.9**	SR9	17/10/2014 7:25	26.82	85.4	**5.64**	**7.5**	SR9	17/10/2014 13:25	27.30	95.6	6.28	4.2	SR9	17/10/2014 19:25	27.21	94.2	6.20	3.5
SR9	17/10/2014 1:30	27.04	81.3	**5.36**	**8.6**	SR9	17/10/2014 7:30	26.82	85.2	**5.63**	**8.1**	SR9	17/10/2014 13:30	27.39	95.9	6.29	4.0	SR9	17/10/2014 19:30	27.22	94.4	6.22	3.4
SR9	17/10/2014 1:35	27.04	81.0	**5.34**	**9.2**	SR9	17/10/2014 7:35	26.83	85.1	**5.62**	**8.4**	SR9	17/10/2014 13:35	27.43	95.5	6.27	3.9	SR9	17/10/2014 19:35	27.21	94.2	6.20	3.4
SR9	17/10/2014 1:40	27.03	80.7	**5.32**	**8.2**	SR9	17/10/2014 7:40	26.83	85.4	**5.65**	**7.8**	SR9	17/10/2014 13:40	27.36	96.1	6.31	4.2	SR9	17/10/2014 19:40	27.20	94.4	6.21	3.4
SR9	17/10/2014 1:45	27.03	81.0	**5.34**	**10.1**	SR9	17/10/2014 7:45	26.83	85.5	**5.65**	**8.7**	SR9	17/10/2014 13:45	27.42	95.8	6.29	3.8	SR9	17/10/2014 19:45	27.21	94.9	6.25	3.8
SR9	17/10/2014 1:50	27.03	81.6	**5.38**	**9.0**	SR9	17/10/2014 7:50	26.82	85.5	**5.65**	**8.5**	SR9	17/10/2014 13:50	27.41	95.9	6.30	4.1	SR9	17/10/2014 19:50	27.21	95.1	6.26	3.2
SR9	17/10/2014 1:55	27.01	81.8	**5.40**	**8.8**	SR9	17/10/2014 7:55	26.81	85.2	**5.63**	**7.6**	SR9	17/10/2014 13:55	27.40	96.0	6.30	4.6	SR9	17/10/2014 19:55	27.20	94.8	6.24	3.9
SR9	17/10/2014 2:00	27.01	81.0	**5.34**	**8.5**	SR9	17/10/2014 8:00	26.81	85.2	**5.63**	**8.6**	SR9	17/10/2014 14:00	27.41	95.9	6.29	4.3	SR9	17/10/2014 20:00	27.18	94.9	6.25	4.0
SR9	17/10/2014 2:05	27.00	80.6	**5.32**	**8.2**	SR9	17/10/2014 8:05	26.81	84.7	**5.60**	**8.7**	SR9	17/10/2014 14:05	27.43	95.9	6.29	3.8	SR9	17/10/2014 20:05	27.17	94.6	6.23	3.7
SR9	17/10/2014 2:10	27.00	80.0	**5.28**	**8.4**	SR9	17/10/2014 8:10	26.81	85.0	**5.62**	**8.3**	SR9	17/10/2014 14:10	27.43	95.8	6.28	4.1	SR9	17/10/2014 20:10	27.17	94.3	6.21	4.1
SR9	17/10/2014 2:15	26.99	79.3	**5.24**	**8.1**	SR9	17/10/2014 8:15	26.81	84.7	**5.61**	**8.2**	SR9	17/10/2014 14:15	27.43	95.9	6.29	3.8	SR9	17/10/2014 20:15	27.15	94.4	6.22	4.5
SR9	17/10/2014 2:20	26.99	79.7	**5.26**	**8.1**	SR9	17/10/2014 8:20	26.81	85.1	**5.63**	**8.7**	SR9	17/10/2014 14:20	27.39	96.4	6.33	4.3	SR9	17/10/2014 20:20	27.14	94.0	6.20	4.3
SR9	17/10/2014 2:25	26.99	79.7	**5.26**	**8.0**	SR9	17/10/2014 8:25	26.81	85.7	**5.68**	**7.8**	SR9	17/10/2014 14:25	27.34	96.7	6.35	4.4	SR9	17/10/2014 20:25	27.13	93.7	6.18	4.7
SR9	17/10/2014 2:30	26.98	79.8	**5.27**	**8.3**	SR9	17/10/2014 8:30	26.81	85.8	**5.68**	**7.5**	SR9	17/10/2014 14:30	27.32	96.9	6.37	4.0	SR9	17/10/2014 20:30	27.12	93.6	6.18	4.5
SR9	17/10/2014 2:35	26.96	80.5	**5.32**	**8.2**	SR9	17/10/2014 8:35	26.81	85.4	**5.66**	**8.3**	SR9	17/10/2014 14:35	27.34	97.3	6.39	4.0	SR9	17/10/2014 20:35	27.11	93.4	6.16	**5.1**
SR9	17/10/2014 2:40	26.98	80.4	**5.31**	**8.6**	SR9	17/10/2014 8:40	26.81	85.2	**5.64**	**7.9**	SR9	17/10/2014 14:40	27.34	97.2	6.39	4.2	SR9	17/10/2014 20:40	27.09	93.2	6.15	**5.1**
SR9	17/10/2014 2:45	26.97	80.1	**5.29**	**8.9**	SR9	17/10/2014 8:45	26.81	86.0	**5.70**	**7.1**	SR9	17/10/2014 14:45	27.38	97.5	6.40	3.7	SR9	17/10/2014 20:45	27.09	93.1	6.15	**5.6**
SR9	17/10/2014 2:50	26.96	79.9	**5.28**	**8.4**	SR9	17/10/2014 8:50	26.81	86.4	**5.72**	**8.1**	SR9	17/10/2014 14:50	27.39	97.3	6.39	4.4	SR9	17/10/2014 20:50	27.08	92.6	6.11	**6.1**
SR9	17/10/2014 2:55	26.97	81.3	**5.37**	**8.8**	SR9	17/10/2014 8:55	26.81	86.1	**5.70**	**7.7**	SR9	17/10/2014 14:55	27.41	97.2	6.38	4.4	SR9	17/10/2014 20:55	27.09	93.2	6.15	**6.1**
SR9	17/10/2014 3:00	26.99	82.5	**5.44**	**8.5**	SR9	17/10/2014 9:00	26.81	85.8	**5.68**	**7.3**	SR9	17/10/2014 15:00	27.39	97.0	6.37	3.9	SR9	17/10/2014 21:00	27.07	93.1	6.15	**6.1**
SR9	17/10/2014 3:05	26.96	81.1	**5.36**	**8.4**	SR9	17/10/2014 9:05	26.82	86.0	**5.69**	**7.1**	SR9	17/10/2014 15:05	27.42	97.3	6.39	4.1	SR9	17/10/2014 21:05	27.07	93.0	6.14	**7.1**
SR9	17/10/2014 3:10	26.95	80.3	**5.30**	**8.6**	SR9	17/10/2014 9:10	26.82	86.3	**5.71**	**6.8**	SR9	17/10/2014 15:10	27.42	97.1	6.37	4.2	SR9	17/10/2014 21:10	27.07	92.9	6.13	**7.3**
SR9	17/10/2014 3:15	26.96	80.2	**5.29**	**8.1**	SR9	17/10/2014 9:15	26.82	86.2	**5.71**	**6.3**	SR9	17/10/2014 15:15	27.42	97.2	6.38	4.0	SR9	17/10/2014 21:15	27.06	92.6	6.11	**7.2**
SR9	17/10/2014 3:20	26.95	80.6	**5.33**	**9.1**	SR9	17/10/2014 9:20	26.82	86.2	**5.70**	**6.6**	SR9	17/10/2014 15:20	27.41	97.4	6.39	4.3	SR9	17/10/2014 21:20	27.06	92.7	6.12	**7.9**
SR9	17/10/2014 3:25	26.95	81.1	**5.35**	**8.0**	SR9	17/10/2014 9:25	26.82	86.1	**5.70**	**7.0**	SR9	17/10/2014 15:25	27.38	95.8	6.30	4.2	SR9	17/10/2014 21:25	27.06	92.9	6.13	**7.2**
SR9	17/10/2014 3:30	26.95	81.3	**5.37**	**8.5**	SR9	17/10/2014 9:30	26.83	86.6	**5.73**	**8.3**	SR9	17/10/2014 15:30	27.33	96.2	6.32	4.2	SR9	17/10/2014 21:30	27.05	92.5	6.11	**8.2**
SR9	17/10/2014 3:35	26.92	81.4	**5.38**	**8.6**	SR9	17/10/2014 9:35	26.83	86.9	**5.75**	**7.6**	SR9	17/10/2014 15:35	27.34	96.5	6.34	**4.8**	SR9	17/10/2014 21:35	27.05	92.6	6.11	**7.8**
SR9	17/10/2014 3:40	26.92	81.4	**5.38**	**9.2**	SR9	17/10/2014 9:40	26.82	86.7	**5.74**	**7.2**	SR9	17/10/2014 15:40	27.35	95.6	6.28	4.4	SR9	17/10/2014 21:40	27.04	92.4	6.10	**7.4**
SR9	17/10/2014 3:45	26.91	81.7	**5.40**	**8.5**	SR9	17/10/2014 9:45	26.82	85.8	**5.68**	**6.9**	SR9	17/10/2014 15:45	27.36	96.6	6.34	4.7	SR9	17/10/2014 21:45	27.03	92.3	6.10	**8.6**
SR9	17/10/2014 3:50	26.91	81.6	**5.40**	**8.3**	SR9	17/10/2014 9:50	26.82	86.3	**5.71**	**7.3**	SR9	17/10/2014 15:50	27.29	95.7	6.29	**4.8**	SR9	17/10/2014 21:50	27.03	92.3	6.10	**8.1**
SR9	17/10/2014 3:55	26.91	82.2	**5.43**	**8.4**	SR9	17/10/2014 9:55	26.82	86.9	**5.75**	**7.5**	SR9	17/10/2014 15:55	27.33	95.9	6.30	4.5	SR9	17/10/2014 21:55	27.04	92.7	6.12	**8.6**
SR9	17/10/2014 4:00	26.92	82.7	**5.46**	**8.1**	SR9	17/10/2014 10:00	26.80	85.1	**5.63**	**7.8**	SR9	17/10/2014 16:00	27.30	95.0	6.24	**5.0**	SR9	17/10/2014 22:00	27.04	92.7	6.12	**8.2**
SR9	17/10/2014 4:05	26.91	82.8	**5.47**	**8.3**	SR9	17/10/2014 10:05	26.82	85.3	**5.65**	**7.6**	SR9	17/10/2014 16:05	27.29	93.4	6.14	4.4	SR9	17/10/2014 22:05	27.03	92.6	6.12	**7.9**
SR9	17/10/2014 4:10	26.90	82.2	**5.43**	**9.5**	SR9	17/10/2014 10:10	26.81	85.7	**5.67**	**7.6**	SR9	17/10/2014 16:10	27.28	93.1	6.13	**4.9**	SR9	17/10/2014 22:10	27.03	92.8	6.13	**8.7**
SR9	17/10/2014 4:15	26.91	82.3	**5.44**	**8.2**	SR9	17/10/2014 10:15	26.84	85.3	**5.64**	**7.1**	SR9	17/10/2014 16:15	27.27	93.3	6.14	4.7	SR9	17/10/2014 22:15	27.02	92.5	6.10	**7.9**
SR9	17/10/2014 4:20	26.90	81.8	**5.41**	**7.7**	SR9	17/10/2014 10:20	26.82	85.4	**5.65**	**8.2**	SR9	17/10/2014 16:20	27.24	93.1	6.13	**5.3**	SR9	17/10/2014 22:20	27.00	91.9	6.07	**7.6**
SR9	17/10/2014 4:25	26.91	82.5	**5.45**	**8.6**	SR9	17/10/2014 10:25	26.82	85.1	**5.63**	**9.4**	SR9	17/10/2014 16:25	27.24	92.7	6.11	4.6	SR9	17/10/2014 22:25	27.00	92.1	6.09	**7.5**
SR9	17/10/2014 4:30	26.91	82.8	**5.47**	**8.5**	SR9	17/10/2014 10:30	26.84	84.8	**5.61**	**7.8**	SR9	17/10/2014 16:30	27.23	92.2	6.07	4.6	SR9	17/10/2014 22:30	27.00	92.8	6.13	**7.1**
SR9	17/10/2014 4:35	26.90	81.8	**5.40**	**9.2**	SR9	17/10/2014 10:35	26.84	84.5	**5.59**	**8.0**	SR9	17/10/2014 16:35	27.23	92.7	6.10	**5.4**	SR9	17/10/2014 22:35	26.99	92.8	6.13	**7.4**
SR9	17/10/2014 4:40	26.89	81.6	**5.39**	**9.4**	SR9	17/10/2014 10:40	26.83	83.5	**5.53**	**8.2**	SR9	17/10/2014 16:40	27.22	92.4	6.08	**5.3**	SR9	17/10/2014 22:40	26.98	92.4	6.11	**7.5**
SR9	17/10/2014 4:45	26.89	82.1	**5.43**	**8.3**	SR9	17/10/2014 10:45	26.87	84.5	**5.59**	**7.6**	SR9	17/10/2014 16:45	27.22	92.1	6.07	**4.8**	SR9	17/10/2014 22:45	26.98	92.1	6.09	**7.5**
SR9	17/10/2014 4:50	26.86	81.2	**5.37**	**7.7**	SR9	17/10/2014 10:50	26.85	84.5	**5.59**	**8.5**	SR9	17/10/2014 16:50	27.21	91.3	6.01	4.7	SR9	17/10/2014 22:50	26.98	92.6	6.11	**7.2**
SR9	17/10/2014 4:55	26.87	82.1	**5.43**	**7.8**	SR9	17/10/2014 10:55	26.89	84.8	**5.60**	**8.1**	SR9	17/10/2014 16:55	27.21	91.2	6.01	4.7	SR9	17/10/2014 22:55	26.96	91.8	6.06	**9.1**
SR9	17/10/2014 5:00	26.88	82.6	**5.46**	**7.5**	SR9	17/10/2014 11:00	26.92	85.7	**5.66**	**7.0**	SR9	17/10/2014 17:00	27.20	91.1	6.00	4.6	SR9	17/10/2014 23:00	26.98	92.8	6.13	**7.3**
SR9	17/10/2014 5:05	26.87	82.2	**5.44**	**7.0**	SR9	17/10/2014 11:05	26.96	86.0	**5.68**	**6.0**	SR9	17/10/2014 17:05	27.19	91.0	6.00	4.1	SR9	17/10/2014 23:05	26.96	91.5	6.05	**7.1**
SR9	17/10/2014 5:10	26.84	82.1	**5.42**	**7.2**	SR9	17/10/2014 11:10	27.03	90.2	**5.95**	**5.2**	SR9	17/10/2014 17:10	27.18	89.9	**5.92**	4.1	SR9	17/10/2014 23:10	26.97	91.9	6.07	**6.8**
SR9	17/10/2014 5:15	26.85	82.3	**5.45**	**7.6**	SR9	17/10/2014 11:15	27.03	89.8	**5.92**	**5.0**	SR9	17/10/2014 17:15	27.18	90.3	**5.95**	**4.8**	SR9	17/10/2014 23:15	26.96	91.2	6.03	**7.0**
SR9	17/10/2014 5:20	26.84	82.0	**5.43**	**7.6**	SR9	17/10/2014 11:20	27.03	90.2	**5.95**	**5.5**	SR9	17/10/2014 17:20	27.18	90.6	5.97	4.4	SR9	17/10/2014 23:20	26.96	92.5	6.11	**7.3**
SR9	17/10/2014 5:25	26.84	82.4	**5.46**	**8.4**	SR9	17/10/2014 11:25	27.04	90.8	5.99	**5.4**	SR9	17/10/2014 17:25	27.17	90.9	5.99	4.6	SR9	17/10/2014 23:25	26.96	91.0	6.02	**7.5**
SR9	17/10/2014 5:30	26.82	82.8	**5.47**	**7.1**	SR9	17/10/2014 11:30	27.07	90.6	5.98	**4.8**	SR9	17/10/2014 17:30	27.18	91.8	6.05	**4.8**	SR9	17/10/2014 23:30	26.95	92.2	6.10	**7.2**
SR9	17/10/2014 5:35	26.81	82.8	**5.49**	**7.1**	SR9	17/10/2014 11:35	27.07	90.2	**5.95**	**4.9**	SR9	17/10/2014 17:35	27.18	92.2	6.07	4.5	SR9	17/10/2014 23:35	26.96	92.4	6.11	**7.8**
SR9	17/10/2014 5:40	26.81	82.9	**5.49**	**7.3**	SR9	17/10/2014 11:40	27.00	90.5	5.97	**5.0**	SR9	17/10/2014 17:40	27.19	93.0	6.12	**5.4**	SR9	17/10/2014 23:40	26.96	92.6	6.12	**8.0**
SR9	17/10/2014 5:45	26.80	82.5	**5.47**	**7.3**	SR9	17/10/2014 11:45	27.08	90.8	5.99	4.7	SR9	17/10/2014 17:45	27.18	92.8	6.11	4.7	SR9	17/10/2014 23:45	26.96	92.6	6.12	**8.5**
SR9	17/10/2014 5:50	26.79	82.9	**5.49**	**8.1**	SR9	17/10/2014 11:50	27.09	91.1	6.00	**5.7**	SR9	17/10/2014 17:50	27.19	94.2	6.20	4.7	SR9	17/10/2014 23:50	26.96	92.6	6.12	**8.2**
SR9	17/10/2014 5:55	26.79	83.6	**5.54**	**6.8**	SR9	17/10/2014 11:55	27.05	91.3	6.02	**5.6**	SR9	17/10/2014 17:55	27.19	93.7	6.17	4.4	SR9	17/10/2014 23:55	26.96	92.6	6.12	**7.9**

Station	Timestamp	Temp (° C)	DO (%)	DO (mg/L)	Tur (NTU)	Station	Timestamp	Temp (° C)	DO (%)	DO (mg/L)	Tur (NTU)	Station	Timestamp	Temp (° C)	DO (%)	DO (mg/L)	Tur (NTU)	Station	Timestamp	Temp (°C)	DO (%)	DO (mg/L)	Tur (NTU)
SR10	17/10/2014 0:00	27.79	84.5	**5.59**	2.8	SR10	17/10/2014 6:00	27.68	80.1	**5.31**	2.6	SR10	17/10/2014 12:00	27.70	87.4	**5.80**	**5.0**	SR10	17/10/2014 18:00	27.84	84.1	**5.57**	2.7
SR10	17/10/2014 0:05	27.78	81.6	**5.40**	2.5	SR10	17/10/2014 6:05	27.67	79.6	**5.28**	3.4	SR10	17/10/2014 12:05	27.78	87.9	**5.82**	**4.9**	SR10	17/10/2014 18:05	27.83	83.5	**5.53**	3.0
SR10	17/10/2014 0:10	27.78	82.4	**5.45**	2.7	SR10	17/10/2014 6:10	27.67	80.8	**5.36**	2.7	SR10	17/10/2014 12:10	27.73	87.5	**5.80**	3.5	SR10	17/10/2014 18:10	27.84	85.3	**5.65**	3.3
SR10	17/10/2014 0:15	27.77	81.4	**5.38**	2.5	SR10	17/10/2014 6:15	27.66	81.4	**5.40**	2.6	SR10	17/10/2014 12:15	27.67	87.3	**5.79**	3.9	SR10	17/10/2014 18:15	27.84	85.8	**5.69**	3.0
SR10	17/10/2014 0:20	27.78	82.2	**5.44**	2.7	SR10	17/10/2014 6:20	27.66	78.1	**5.18**	3.0	SR10	17/10/2014 12:20	27.67	87.6	**5.81**	2.7	SR10	17/10/2014 18:20	27.82	80.8	**5.36**	3.0
SR10	17/10/2014 0:25	27.75	82.4	**5.46**	2.5	SR10	17/10/2014 6:25	27.65	80.3	**5.33**	2.6	SR10	17/10/2014 12:25	27.67	85.7	**5.69**	4.7	SR10	17/10/2014 18:25	27.84	82.2	**5.44**	4.7
SR10	17/10/2014 0:30	27.75	81.1	**5.37**	2.4	SR10	17/10/2014 6:30	27.64	80.1	**5.31**	3.3	SR10	17/10/2014 12:30	27.67	85.2	**5.65**	4.0	SR10	17/10/2014 18:30	27.89	87.7	**5.81**	3.6
SR10	17/10/2014 0:35	27.75	81.4	**5.39**	2.6	SR10	17/10/2014 6:35	27.64	81.0	**5.38**	2.9	SR10	17/10/2014 12:35	27.67	84.1	**5.58**	4.2	SR10	17/10/2014 18:35	27.88	87.1	**5.77**	3.0
SR10	17/10/2014 0:40	27.75	81.9	**5.43**	2.4	SR10	17/10/2014 6:40	27.64	79.1	**5.25**	3.0	SR10	17/10/2014 12:40	27.67	82.3	**5.46**	4.3	SR10	17/10/2014 18:40	27.87	86.1	**5.70**	3.4
SR10	17/10/2014 0:45	27.74	80.7	**5.34**	2.4	SR10	17/10/2014 6:45	27.62	80.7	**5.36**	2.9	SR10	17/10/2014 12:45	27.68	81.1	**5.38**	3.5	SR10	17/10/2014 18:45	27.89	86.1	**5.70**	3.7
SR10	17/10/2014 0:50	27.73	80.6	**5.33**	2.4	SR10	17/10/2014 6:50	27.62	80.4	**5.34**	3.5	SR10	17/10/2014 12:50	27.68	81.7	**5.42**	4.2	SR10	17/10/2014 18:50	27.89	86.6	**5.73**	3.7
SR10	17/10/2014 0:55	27.74	78.4	**5.19**	2.3	SR10	17/10/2014 6:55	27.60	81.7	**5.42**	2.5	SR10	17/10/2014 12:55	27.73	85.2	**5.65**	2.7	SR10	17/10/2014 18:55	27.89	84.9	**5.62**	3.6
SR10	17/10/2014 1:00	27.73	81.5	**5.40**	2.7	SR10	17/10/2014 7:00	27.60	80.9	**5.37**	2.7	SR10	17/10/2014 13:00	27.74	85.0	**5.63**	3.2	SR10	17/10/2014 19:00	27.90	86.1	**5.70**	4.1
SR10	17/10/2014 1:05	27.73	81.5	**5.40**	2.4	SR10	17/10/2014 7:05	27.60	80.5	**5.34**	2.8	SR10	17/10/2014 13:05	27.73	84.0	**5.57**	3.0	SR10	17/10/2014 19:05	27.90	85.5	**5.66**	4.0
SR10	17/10/2014 1:10	27.72	82.5	**5.47**	2.5	SR10	17/10/2014 7:10	27.59	77.6	**5.15**	2.8	SR10	17/10/2014 13:10	27.74	84.5	**5.60**	2.4	SR10	17/10/2014 19:10	27.89	82.5	**5.46**	3.4
SR10	17/10/2014 1:15	27.72	83.1	**5.51**	2.5	SR10	17/10/2014 7:15	27.59	79.8	**5.30**	2.4	SR10	17/10/2014 13:15	27.74	83.9	**5.56**	2.9	SR10	17/10/2014 19:15	27.88	85.9	**5.68**	4.0
SR10	17/10/2014 1:20	27.72	79.9	**5.29**	2.4	SR10	17/10/2014 7:20	27.58	79.2	**5.26**	2.7	SR10	17/10/2014 13:20	27.74	83.0	**5.50**	2.4	SR10	17/10/2014 19:20	27.90	85.7	**5.67**	4.6
SR10	17/10/2014 1:25	27.72	81.6	**5.41**	2.3	SR10	17/10/2014 7:25	27.57	80.4	**5.34**	3.4	SR10	17/10/2014 13:25	27.74	82.9	**5.50**	2.4	SR10	17/10/2014 19:25	27.91	86.1	**5.69**	4.2
SR10	17/10/2014 1:30	27.72	79.6	**5.27**	2.3	SR10	17/10/2014 7:30	27.56	81.0	**5.38**	4.3	SR10	17/10/2014 13:30	27.73	83.5	**5.54**	2.1	SR10	17/10/2014 19:30	27.90	84.4	**5.58**	4.0
SR10	17/10/2014 1:35	27.73	83.5	**5.53**	2.4	SR10	17/10/2014 7:35	27.56	80.1	**5.32**	3.4	SR10	17/10/2014 13:35	27.73	84.4	**5.60**	2.7	SR10	17/10/2014 19:35	27.91	85.5	**5.65**	4.1
SR10	17/10/2014 1:40	27.70	83.6	**5.54**	2.7	SR10	17/10/2014 7:40	27.57	77.4	**5.14**	3.3	SR10	17/10/2014 13:40	27.74	85.7	**5.69**	1.7	SR10	17/10/2014 19:40	27.92	87.5	**5.79**	4.4
SR10	17/10/2014 1:45	27.70	83.7	**5.55**	2.1	SR10	17/10/2014 7:45	27.56	77.6	**5.16**	3.2	SR10	17/10/2014 13:45	27.75	86.8	**5.76**	2.4	SR10	17/10/2014 19:45	27.90	87.5	**5.79**	3.7
SR10	17/10/2014 1:50	27.70	83.7	**5.55**	2.4	SR10	17/10/2014 7:50	27.54	80.4	**5.34**	2.8	SR10	17/10/2014 13:50	27.76	86.9	**5.77**	2.2	SR10	17/10/2014 19:50	27.92	87.3	**5.77**	4.0
SR10	17/10/2014 1:55	27.71	83.5	**5.53**	2.3	SR10	17/10/2014 7:55	27.56	78.4	**5.21**	3.0	SR10	17/10/2014 13:55	27.78	87.5	**5.80**	2.0	SR10	17/10/2014 19:55	27.91	84.5	**5.59**	3.8
SR10	17/10/2014 2:00	27.70	82.3	**5.46**	2.2	SR10	17/10/2014 8:00	27.56	77.8	**5.17**	3.6	SR10	17/10/2014 14:00	27.76	87.8	**5.82**	1.8	SR10	17/10/2014 20:00	27.90	86.5	**5.72**	3.6
SR10	17/10/2014 2:05	27.69	84.3	**5.59**	2.3	SR10	17/10/2014 8:05	27.55	78.8	**5.24**	3.2	SR10	17/10/2014 14:05	27.77	87.3	**5.79**	1.8	SR10	17/10/2014 20:05	27.89	87.4	**5.78**	3.0
SR10	17/10/2014 2:10	27.68	84.0	**5.57**	2.3	SR10	17/10/2014 8:10	27.54	81.7	**5.43**	2.5	SR10	17/10/2014 14:10	27.77	86.8	**5.76**	2.6	SR10	17/10/2014 20:10	27.91	86.8	**5.74**	3.9
SR10	17/10/2014 2:15	27.67	84.7	**5.62**	2.4	SR10	17/10/2014 8:15	27.55	77.9	**5.18**	3.4	SR10	17/10/2014 14:15	27.79	85.9	**5.69**	3.0	SR10	17/10/2014 20:15	27.91	85.1	**5.63**	3.6
SR10	17/10/2014 2:20	27.68	84.4	**5.59**	2.5	SR10	17/10/2014 8:20	27.55	79.5	**5.28**	3.1	SR10	17/10/2014 14:20	27.80	86.0	**5.70**	2.1	SR10	17/10/2014 20:20	27.90	85.7	**5.67**	4.3
SR10	17/10/2014 2:25	27.69	84.7	**5.62**	2.3	SR10	17/10/2014 8:25	27.55	79.3	**5.27**	**8.4**	SR10	17/10/2014 14:25	27.79	86.8	**5.76**	1.9	SR10	17/10/2014 20:25	27.91	86.5	**5.72**	4.0
SR10	17/10/2014 2:30	27.70	84.8	**5.62**	2.7	SR10	17/10/2014 8:30	27.54	79.2	**5.26**	3.0	SR10	17/10/2014 14:30	27.79	85.5	**5.67**	2.0	SR10	17/10/2014 20:30	27.91	86.0	**5.69**	3.6
SR10	17/10/2014 2:35	27.70	84.9	**5.63**	2.5	SR10	17/10/2014 8:35	27.54	76.5	**5.08**	3.4	SR10	17/10/2014 14:35	27.79	87.8	**5.82**	2.3	SR10	17/10/2014 20:35	27.90	85.9	**5.68**	4.0
SR10	17/10/2014 2:40	27.70	85.0	**5.63**	2.5	SR10	17/10/2014 8:40	27.54	77.8	**5.17**	2.7	SR10	17/10/2014 14:40	27.79	86.4	**5.73**	2.0	SR10	17/10/2014 20:40	27.89	84.9	**5.62**	3.9
SR10	17/10/2014 2:45	27.67	84.9	**5.63**	2.2	SR10	17/10/2014 8:45	27.54	78.0	**5.19**	3.3	SR10	17/10/2014 14:45	27.80	86.9	**5.76**	1.9	SR10	17/10/2014 20:45	27.89	84.3	**5.57**	3.4
SR10	17/10/2014 2:50	27.69	84.8	**5.62**	2.6	SR10	17/10/2014 8:50	27.53	78.4	**5.21**	3.4	SR10	17/10/2014 14:50	27.79	86.9	**5.76**	2.2	SR10	17/10/2014 20:50	27.88	83.1	**5.50**	3.5
SR10	17/10/2014 2:55	27.69	84.8	**5.62**	2.3	SR10	17/10/2014 8:55	27.54	79.2	**5.26**	**6.9**	SR10	17/10/2014 14:55	27.79	85.7	**5.68**	2.2	SR10	17/10/2014 20:55	27.87	81.4	**5.39**	3.7
SR10	17/10/2014 3:00	27.70	84.2	**5.58**	2.4	SR10	17/10/2014 9:00	27.53	79.7	**5.30**	2.8	SR10	17/10/2014 15:00	27.80	83.9	**5.56**	2.6	SR10	17/10/2014 21:00	27.87	83.0	**5.49**	3.4
SR10	17/10/2014 3:05	27.68	83.8	**5.55**	2.2	SR10	17/10/2014 9:05	27.53	79.7	**5.30**	2.7	SR10	17/10/2014 15:05	27.79	84.1	**5.58**	2.5	SR10	17/10/2014 21:05	27.88	84.6	**5.60**	3.2
SR10	17/10/2014 3:10	27.69	82.1	**5.44**	2.7	SR10	17/10/2014 9:10	27.54	81.0	**5.38**	2.9	SR10	17/10/2014 15:10	27.80	83.8	**5.55**	2.2	SR10	17/10/2014 21:10	27.86	81.8	**5.41**	3.2
SR10	17/10/2014 3:15	27.68	82.6	**5.48**	2.7	SR10	17/10/2014 9:15	27.54	82.3	**5.47**	3.0	SR10	17/10/2014 15:15	27.81	87.0	**5.76**	3.5	SR10	17/10/2014 21:15	27.87	81.4	**5.39**	3.5
SR10	17/10/2014 3:20	27.65	84.2	**5.58**	3.8	SR10	17/10/2014 9:20	27.56	83.5	**5.55**	2.9	SR10	17/10/2014 15:20	27.82	86.1	**5.71**	2.1	SR10	17/10/2014 21:20	27.86	82.7	**5.47**	3.5
SR10	17/10/2014 3:25	27.66	83.6	**5.55**	2.3	SR10	17/10/2014 9:25	27.56	84.0	**5.59**	2.3	SR10	17/10/2014 15:25	27.83	86.4	**5.72**	1.7	SR10	17/10/2014 21:25	27.87	82.9	**5.49**	3.2
SR10	17/10/2014 3:30	27.67	83.0	**5.50**	2.4	SR10	17/10/2014 9:30	27.56	83.8	**5.57**	2.6	SR10	17/10/2014 15:30	27.84	86.0	**5.70**	1.9	SR10	17/10/2014 21:30	27.84	83.7	**5.54**	3.1
SR10	17/10/2014 3:35	27.65	83.6	**5.54**	2.4	SR10	17/10/2014 9:35	27.56	83.8	**5.57**	3.2	SR10	17/10/2014 15:35	27.84	85.0	**5.63**	3.5	SR10	17/10/2014 21:35	27.85	82.8	**5.48**	3.1
SR10	17/10/2014 3:40	27.64	84.1	**5.58**	2.3	SR10	17/10/2014 9:40	27.56	83.5	**5.55**	2.3	SR10	17/10/2014 15:40	27.84	87.5	**5.80**	1.9	SR10	17/10/2014 21:40	27.85	81.0	**5.36**	3.2
SR10	17/10/2014 3:45	27.66	83.0	**5.50**	2.1	SR10	17/10/2014 9:45	27.56	83.6	**5.55**	2.3	SR10	17/10/2014 15:45	27.84	87.2	**5.77**	1.8	SR10	17/10/2014 21:45	27.85	83.3	**5.52**	3.0
SR10	17/10/2014 3:50	27.67	83.0	**5.50**	2.2	SR10	17/10/2014 9:50	27.56	82.4	**5.48**	3.0	SR10	17/10/2014 15:50	27.84	87.0	**5.76**	2.0	SR10	17/10/2014 21:50	27.82	82.9	**5.49**	2.8
SR10	17/10/2014 3:55	27.67	82.6	**5.48**	2.3	SR10	17/10/2014 9:55	27.55	81.8	**5.44**	3.3	SR10	17/10/2014 15:55	27.85	87.1	**5.77**	1.8	SR10	17/10/2014 21:55	27.82	85.1	**5.63**	3.0
SR10	17/10/2014 4:00	27.67	80.9	**5.37**	2.2	SR10	17/10/2014 10:00	27.55	81.3	**5.40**	3.1	SR10	17/10/2014 16:00	27.83	89.3	**5.92**	2.4	SR10	17/10/2014 22:00	27.83	84.9	**5.62**	2.7
SR10	17/10/2014 4:05	27.64	81.6	**5.41**	2.2	SR10	17/10/2014 10:05	27.55	81.5	**5.42**	3.8	SR10	17/10/2014 16:05	27.83	89.4	**5.92**	1.4	SR10	17/10/2014 22:05	27.82	83.9	**5.55**	3.0
SR10	17/10/2014 4:10	27.64	81.7	**5.42**	2.4	SR10	17/10/2014 10:10	27.55	81.0	**5.39**	3.5	SR10	17/10/2014 16:10	27.84	89.7	**5.94**	1.7	SR10	17/10/2014 22:10	27.82	83.8	**5.55**	2.9
SR10	17/10/2014 4:15	27.66	79.9	**5.30**	2.4	SR10	17/10/2014 10:15	27.56	82.0	**5.45**	3.6	SR10	17/10/2014 16:15	27.83	89.2	**5.91**	1.5	SR10	17/10/2014 22:15	27.80	84.8	**5.62**	2.8
SR10	17/10/2014 4:20	27.66	80.2	**5.32**	2.3	SR10	17/10/2014 10:20	27.56	82.0	**5.45**	2.9	SR10	17/10/2014 16:20	27.84	86.1	**5.70**	1.9	SR10	17/10/2014 22:20	27.82	85.7	**5.68**	2.9
SR10	17/10/2014 4:25	27.66	78.8	**5.23**	2.2	SR10	17/10/2014 10:25	27.56	81.6	**5.42**	3.9	SR10	17/10/2014 16:25	27.83	86.0	**5.70**	1.9	SR10	17/10/2014 22:25	27.81	86.0	**5.70**	2.6
SR10	17/10/2014 4:30	27.64	80.0	**5.31**	2.5	SR10	17/10/2014 10:30	27.56	81.5	**5.42**	3.2	SR10	17/10/2014 16:30	27.83	87.2	**5.78**	1.6	SR10	17/10/2014 22:30	27.81	85.6	**5.67**	3.0
SR10	17/10/2014 4:35	27.63	80.2	**5.33**	2.2	SR10	17/10/2014 10:35	27.59	83.3	**5.54**	3.0	SR10	17/10/2014 16:35	27.83	88.1	**5.84**	1.6	SR10	17/10/2014 22:35	27.81	87.1	**5.77**	**6.7**
SR10	17/10/2014 4:40	27.63	80.0	**5.31**	2.3	SR10	17/10/2014 10:40	27.59	83.9	**5.57**	3.8	SR10	17/10/2014 16:40	27.83	89.5	**5.93**	1.5	SR10	17/10/2014 22:40	27.83	87.2	**5.78**	**5.7**
SR10	17/10/2014 4:45	27.66	77.8	**5.16**	2.4	SR10	17/10/2014 10:45	27.62	85.7	**5.69**	2.9	SR10	17/10/2014 16:45	27.81	87.4	**5.80**	1.5	SR10	17/10/2014 22:45	27.81	86.8	**5.75**	2.8
SR10	17/10/2014 4:50	27.65	77.9	**5.17**	2.9	SR10	17/10/2014 10:50	27.60	84.2	**5.59**	3.1	SR10	17/10/2014 16:50	27.79	90.8	6.02	1.4	SR10	17/10/2014 22:50	27.80	85.2	**5.64**	2.6
SR10	17/10/2014 4:55	27.72	76.8	**5.09**	2.8	SR10	17/10/2014 10:55	27.63	86.0	**5.71**	2.7	SR10	17/10/2014 16:55	27.81	85.4	**5.66**	1.7	SR10	17/10/2014 22:55	27.80	83.2	**5.52**	2.8
SR10	17/10/2014 5:00	27.70	77.9	**5.16**	2.4	SR10	17/10/2014 11:00	27.64	86.5	**5.74**	2.5	SR10	17/10/2014 17:00	27.81	86.2	**5.72**	1.9	SR10	17/10/2014 23:00	27.79	85.2	**5.65**	2.5
SR10	17/10/2014 5:05	27.70	77.0	**5.10**	2.5	SR10	17/10/2014 11:05	27.65	86.2	**5.72**	3.1	SR10	17/10/2014 17:05	27.81	86.6	**5.74**	1.9	SR10	17/10/2014 23:05	27.80	85.9	**5.69**	2.8
SR10	17/10/2014 5:10	27.70	79.4	**5.26**	2.7	SR10	17/10/2014 11:10	27.66	87.3	**5.79**	2.4	SR10	17/10/2014 17:10	27.80	84.0	**5.57**	2.2	SR10	17/10/2014 23:10	27.81	87.6	**5.80**	2.6
SR10	17/10/2014 5:15	27.71	75.9	**5.03**	2.5	SR10	17/10/2014 11:15	27.63	86.4	**5.74**	3.0	SR10	17/10/2014 17:15	27.80	85.2	**5.65**	2.7	SR10	17/10/2014 23:15	27.79	87.8	**5.82**	2.8
SR10	17/10/2014 5:20	27.70	75.2	**4.98**	2.2	SR10	17/10/2014 11:20	27.61	86.1	**5.72**	2.8	SR10	17/10/2014 17:20	27.80	84.9	**5.63**	2.7	SR10	17/10/2014 23:20	27.80	88.0	**5.83**	2.4
SR10	17/10/2014 5:25	27.71	76.8	**5.09**	2.8	SR10	17/10/2014 11:25	27.62	86.5	**5.74**	3.1	SR10	17/10/2014 17:25	27.81	81.8	**5.42**	3.7	SR10	17/10/2014 23:25	27.79	88.1	**5.84**	2.4
SR10	17/10/2014 5:30	27.71	76.0	**5.03**	2.3	SR10	17/10/2014 11:30	27.65	86.8	**5.76**	4.3	SR10	17/10/2014 17:30	27.80	80.1	**5.31**	2.7	SR10	17/10/2014 23:30	27.80	87.7	**5.81**	2.3
SR10	17/10/2014 5:35	27.70	77.8	**5.16**	3.2	SR10	17/10/2014 11:35	27.63	87.5	**5.81**	3.0	SR10	17/10/2014 17:35	27.80	81.3	**5.39**	3.2	SR10	17/10/2014 23:35	27.80	87.9	**5.82**	2.5
SR10	17/10/2014 5:40	27.68	77.8	**5.16**	2.6	SR10	17/10/2014 11:40	27.69	87.2	**5.78**	**5.6**	SR10	17/10/2014 17:40	27.81	80.0	**5.31**	3.7	SR10	17/10/2014 23:40	27.80	87.8	**5.82**	2.6
SR10	17/10/2014 5:45	27.70	80.6	**5.35**	2.9	SR10	17/10/2014 11:45	27.71	87.4	**5.79**	**11.9**	SR10	17/10/2014 17:45	27.82	81.9	**5.43**	3.2	SR10	17/10/2014 23:45	27.79	88.1	**5.83**	3.0
SR10	17/10/2014 5:50	27.69	79.4	**5.26**	2.9	SR10	17/10/2014 11:50	27.70	87.6	**5.81**	**5.5**	SR10	17/10/2014 17:50	27.80	82.1	**5.44**	2.7	SR10	17/10/2014 23:50	27.80	87.8	**5.81**	3.7
SR10	17/10/2014 5:55	27.69	81.4	**5.40**	2.9	SR10	17/10/2014 11:55	27.65	87.5	**5.81**	**6.1**	SR10	17/10/2014 17:55	27.81	81.9	**5.43**	3.0	SR10	17/10/2014 23:55	27.78	87.9	**5.83**	2.5

Station	Timestamp	Temp (° C)	DO (%)	DO (mg/L)	Tur (NTU)	Station	Timestamp	Temp (° C)	DO (%)	DO (mg/L)	Tur (NTU)	Station	Timestamp	Temp (° C)	DO (%)	DO (mg/L)	Tur (NTU)	Station	Timestamp	Temp (°C)	DO (%)	DO (mg/L)	Tur (NTU)
SR11	17/10/2014 0:00	27.86	76.3	**5.12**	2.7	SR11	17/10/2014 6:00	27.59	77.0	**5.18**	1.8	SR11	17/10/2014 12:00	27.44	76.5	**5.17**	**4.9**	SR11	17/10/2014 18:00	27.54	78.7	**5.31**	1.3
SR11	17/10/2014 0:05	27.84	76.2	**5.11**	2.6	SR11	17/10/2014 6:05	27.56	75.4	**5.08**	1.4	SR11	17/10/2014 12:05	27.42	77.3	**5.22**	**5.3**	SR11	17/10/2014 18:05	27.57	79.0	**5.33**	1.8
SR11	17/10/2014 0:10	27.84	76.4	**5.13**	2.4	SR11	17/10/2014 6:10	27.58	75.3	**5.07**	1.8	SR11	17/10/2014 12:10	27.43	77.1	**5.21**	**5.0**	SR11	17/10/2014 18:10	27.58	79.1	**5.32**	2.0
SR11	17/10/2014 0:15	27.85	76.8	**5.15**	2.8	SR11	17/10/2014 6:15	27.58	73.4	**4.94**	2.2	SR11	17/10/2014 12:15	27.43	76.7	**5.18**	4.4	SR11	17/10/2014 18:15	27.57	79.3	**5.34**	1.8
SR11	17/10/2014 0:20	27.85	77.0	**5.16**	2.6	SR11	17/10/2014 6:20	27.55	72.9	**4.91**	2.2	SR11	17/10/2014 12:20	27.43	76.4	**5.16**	**4.9**	SR11	17/10/2014 18:20	27.57	79.7	**5.37**	1.5
SR11	17/10/2014 0:25	27.84	76.6	**5.14**	2.4	SR11	17/10/2014 6:25	27.60	73.4	**4.94**	2.6	SR11	17/10/2014 12:25	27.43	77.0	**5.20**	4.7	SR11	17/10/2014 18:25	27.57	79.2	**5.34**	1.6
SR11	17/10/2014 0:30	27.81	76.0	**5.09**	2.2	SR11	17/10/2014 6:30	27.55	72.8	**4.91**	2.5	SR11	17/10/2014 12:30	27.44	77.0	**5.20**	4.4	SR11	17/10/2014 18:30	27.56	78.3	**5.28**	2.9
SR11	17/10/2014 0:35	27.85	77.1	**5.17**	2.7	SR11	17/10/2014 6:35	27.59	73.8	**4.96**	2.8	SR11	17/10/2014 12:35	27.45	74.6	**5.04**	4.4	SR11	17/10/2014 18:35	27.56	78.4	**5.28**	1.6
SR11	17/10/2014 0:40	27.83	76.6	**5.14**	2.3	SR11	17/10/2014 6:40	27.58	74.2	**5.00**	3.0	SR11	17/10/2014 12:40	27.44	77.1	**5.20**	4.7	SR11	17/10/2014 18:40	27.58	78.0	**5.26**	1.9
SR11	17/10/2014 0:45	27.82	76.4	**5.12**	2.5	SR11	17/10/2014 6:45	27.57	73.6	**4.96**	3.5	SR11	17/10/2014 12:45	27.46	75.2	**5.07**	4.2	SR11	17/10/2014 18:45	27.58	78.9	**5.32**	1.6
SR11	17/10/2014 0:50	27.84	77.8	**5.22**	2.9	SR11	17/10/2014 6:50	27.56	73.2	**4.93**	2.9	SR11	17/10/2014 12:50	27.45	75.4	**5.09**	**5.0**	SR11	17/10/2014 18:50	27.57	79.5	**5.35**	1.6
SR11	17/10/2014 0:55	27.83	76.5	**5.13**	2.8	SR11	17/10/2014 6:55	27.58	73.2	**4.93**	3.3	SR11	17/10/2014 12:55	27.47	74.4	**5.02**	4.4	SR11	17/10/2014 18:55	27.58	79.4	**5.35**	1.5
SR11	17/10/2014 1:00	27.83	77.2	**5.18**	2.3	SR11	17/10/2014 7:00	27.58	73.5	**4.95**	3.3	SR11	17/10/2014 13:00	27.47	75.0	**5.06**	4.1	SR11	17/10/2014 19:00	27.58	80.5	**5.42**	2.0
SR11	17/10/2014 1:05	27.82	77.7	**5.21**	3.0	SR11	17/10/2014 7:05	27.54	72.4	**4.88**	2.8	SR11	17/10/2014 13:05	27.50	77.0	**5.19**	2.9	SR11	17/10/2014 19:05	27.56	79.1	**5.33**	1.5
SR11	17/10/2014 1:10	27.82	77.5	**5.20**	2.5	SR11	17/10/2014 7:10	27.57	71.8	**4.84**	2.9	SR11	17/10/2014 13:10	27.48	75.6	**5.10**	3.1	SR11	17/10/2014 19:10	27.59	79.9	**5.38**	1.9
SR11	17/10/2014 1:15	27.82	77.2	**5.18**	2.5	SR11	17/10/2014 7:15	27.57	74.1	**4.99**	2.5	SR11	17/10/2014 13:15	27.50	73.3	**4.95**	4.1	SR11	17/10/2014 19:15	27.55	78.6	**5.30**	1.8
SR11	17/10/2014 1:20	27.81	77.5	**5.19**	2.8	SR11	17/10/2014 7:20	27.58	71.6	**4.82**	3.6	SR11	17/10/2014 13:20	27.50	74.8	**5.04**	4.2	SR11	17/10/2014 19:20	27.58	79.2	**5.34**	2.2
SR11	17/10/2014 1:25	27.82	78.0	**5.23**	2.4	SR11	17/10/2014 7:25	27.56	71.7	**4.83**	3.0	SR11	17/10/2014 13:25	27.49	77.0	**5.20**	2.6	SR11	17/10/2014 19:25	27.56	78.6	**5.30**	1.7
SR11	17/10/2014 1:30	27.81	77.6	**5.20**	2.5	SR11	17/10/2014 7:30	27.57	72.0	**4.85**	3.4	SR11	17/10/2014 13:30	27.48	77.1	**5.20**	2.4	SR11	17/10/2014 19:30	27.55	78.2	**5.27**	1.8
SR11	17/10/2014 1:35	27.81	77.3	**5.19**	2.6	SR11	17/10/2014 7:35	27.57	73.2	**4.93**	4.1	SR11	17/10/2014 13:35	27.49	74.3	**4.99**	2.4	SR11	17/10/2014 19:35	27.55	78.7	**5.30**	1.9
SR11	17/10/2014 1:40	27.80	77.5	**5.20**	2.4	SR11	17/10/2014 7:40	27.56	71.9	**4.84**	3.7	SR11	17/10/2014 13:40	27.45	77.3	**5.22**	2.1	SR11	17/10/2014 19:40	27.56	78.6	**5.29**	3.1
SR11	17/10/2014 1:45	27.80	78.6	**5.27**	2.6	SR11	17/10/2014 7:45	27.55	73.3	**4.94**	4.3	SR11	17/10/2014 13:45	27.49	75.1	**5.07**	3.0	SR11	17/10/2014 19:45	27.55	78.1	**5.26**	2.0
SR11	17/10/2014 1:50	27.79	77.5	**5.20**	2.4	SR11	17/10/2014 7:50	27.55	72.4	**4.88**	4.4	SR11	17/10/2014 13:50	27.47	75.8	**5.12**	2.5	SR11	17/10/2014 19:50	27.56	78.2	**5.27**	1.9
SR11	17/10/2014 1:55	27.78	77.8	**5.22**	2.6	SR11	17/10/2014 7:55	27.53	70.4	**4.75**	**5.1**	SR11	17/10/2014 13:55	27.47	75.8	**5.12**	2.0	SR11	17/10/2014 19:55	27.55	78.7	**5.30**	1.8
SR11	17/10/2014 2:00	27.77	77.2	**5.18**	2.6	SR11	17/10/2014 8:00	27.53	71.6	**4.82**	**4.9**	SR11	17/10/2014 14:00	27.49	75.5	**5.09**	2.4	SR11	17/10/2014 20:00	27.56	78.3	**5.27**	1.6
SR11	17/10/2014 2:05	27.78	75.7	**5.08**	2.5	SR11	17/10/2014 8:05	27.51	69.6	**4.69**	3.5	SR11	17/10/2014 14:05	27.50	74.8	**5.05**	2.4	SR11	17/10/2014 20:05	27.55	77.9	**5.25**	1.4
SR11	17/10/2014 2:10	27.75	76.6	**5.15**	2.6	SR11	17/10/2014 8:10	27.50	72.8	**4.91**	**5.3**	SR11	17/10/2014 14:10	27.50	76.4	**5.16**	2.6	SR11	17/10/2014 20:10	27.57	77.9	**5.25**	2.1
SR11	17/10/2014 2:15	27.74	76.3	**5.12**	2.4	SR11	17/10/2014 8:15	27.47	71.9	**4.85**	4.7	SR11	17/10/2014 14:15	27.50	76.3	**5.15**	2.2	SR11	17/10/2014 20:15	27.54	77.5	**5.23**	2.0
SR11	17/10/2014 2:20	27.75	77.2	**5.18**	3.1	SR11	17/10/2014 8:20	27.45	71.9	**4.85**	**6.8**	SR11	17/10/2014 14:20	27.51	75.8	**5.11**	2.3	SR11	17/10/2014 20:20	27.53	77.8	**5.24**	1.5
SR11	17/10/2014 2:25	27.77	77.2	**5.18**	2.9	SR11	17/10/2014 8:25	27.48	70.2	**4.73**	**4.8**	SR11	17/10/2014 14:25	27.50	76.8	**5.19**	2.0	SR11	17/10/2014 20:25	27.55	78.0	**5.25**	1.6
SR11	17/10/2014 2:30	27.77	77.1	**5.18**	3.2	SR11	17/10/2014 8:30	27.45	70.4	**4.75**	4.5	SR11	17/10/2014 14:30	27.51	75.7	**5.11**	2.3	SR11	17/10/2014 20:30	27.52	78.1	**5.27**	1.3
SR11	17/10/2014 2:35	27.73	75.3	**5.06**	2.3	SR11	17/10/2014 8:35	27.44	69.6	**4.70**	3.9	SR11	17/10/2014 14:35	27.51	75.4	**5.09**	2.3	SR11	17/10/2014 20:35	27.52	78.4	**5.29**	1.4
SR11	17/10/2014 2:40	27.73	75.8	**5.09**	2.3	SR11	17/10/2014 8:40	27.43	70.1	**4.73**	3.6	SR11	17/10/2014 14:40	27.49	77.4	**5.22**	1.8	SR11	17/10/2014 20:40	27.51	77.7	**5.24**	1.3
SR11	17/10/2014 2:45	27.74	76.4	**5.13**	2.5	SR11	17/10/2014 8:45	27.43	70.7	**4.78**	3.3	SR11	17/10/2014 14:45	27.50	76.3	**5.15**	1.9	SR11	17/10/2014 20:45	27.57	77.4	**5.22**	1.9
SR11	17/10/2014 2:50	27.72	75.7	**5.09**	2.0	SR11	17/10/2014 8:50	27.45	71.4	**4.82**	**5.2**	SR11	17/10/2014 14:50	27.50	77.3	**5.21**	1.7	SR11	17/10/2014 20:50	27.55	77.2	**5.19**	1.5
SR11	17/10/2014 2:55	27.71	75.6	**5.08**	2.1	SR11	17/10/2014 8:55	27.42	70.3	**4.75**	3.4	SR11	17/10/2014 14:55	27.52	75.1	**5.05**	2.3	SR11	17/10/2014 20:55	27.50	77.6	**5.23**	1.9
SR11	17/10/2014 3:00	27.71	75.4	**5.07**	2.1	SR11	17/10/2014 9:00	27.42	70.8	**4.78**	3.9	SR11	17/10/2014 15:00	27.47	77.7	**5.25**	1.3	SR11	17/10/2014 21:00	27.53	77.5	**5.22**	2.2
SR11	17/10/2014 3:05	27.74	76.9	**5.17**	2.9	SR11	17/10/2014 9:05	27.42	70.4	**4.75**	3.3	SR11	17/10/2014 15:05	27.50	76.8	**5.18**	2.1	SR11	17/10/2014 21:05	27.56	77.3	**5.20**	2.3
SR11	17/10/2014 3:10	27.70	75.6	**5.08**	2.1	SR11	17/10/2014 9:10	27.42	70.6	**4.76**	3.4	SR11	17/10/2014 15:10	27.48	76.9	**5.18**	1.7	SR11	17/10/2014 21:10	27.53	77.9	**5.24**	1.8
SR11	17/10/2014 3:15	27.70	75.2	**5.05**	2.0	SR11	17/10/2014 9:15	27.42	70.2	**4.75**	3.6	SR11	17/10/2014 15:15	27.46	78.0	**5.26**	1.0	SR11	17/10/2014 21:15	27.56	77.6	**5.22**	2.2
SR11	17/10/2014 3:20	27.72	76.1	**5.11**	2.8	SR11	17/10/2014 9:20	27.41	71.4	**4.83**	3.6	SR11	17/10/2014 15:20	27.50	76.5	**5.16**	1.8	SR11	17/10/2014 21:20	27.58	77.2	**5.20**	2.3
SR11	17/10/2014 3:25	27.67	74.5	**5.01**	2.1	SR11	17/10/2014 9:25	27.42	69.2	**4.67**	3.4	SR11	17/10/2014 15:25	27.55	76.8	**5.18**	2.2	SR11	17/10/2014 21:25	27.60	77.3	**5.21**	2.5
SR11	17/10/2014 3:30	27.71	76.6	**5.15**	2.1	SR11	17/10/2014 9:30	27.41	68.9	**4.65**	3.5	SR11	17/10/2014 15:30	27.56	76.8	**5.17**	2.1	SR11	17/10/2014 21:30	27.53	77.3	**5.21**	1.7
SR11	17/10/2014 3:35	27.69	75.5	**5.07**	2.8	SR11	17/10/2014 9:35	27.41	70.2	**4.74**	3.6	SR11	17/10/2014 15:35	27.61	78.2	**5.27**	1.9	SR11	17/10/2014 21:35	27.55	77.2	**5.21**	1.8
SR11	17/10/2014 3:40	27.67	74.4	**5.01**	2.0	SR11	17/10/2014 9:40	27.42	72.6	**4.90**	3.9	SR11	17/10/2014 15:40	27.58	78.5	**5.29**	2.6	SR11	17/10/2014 21:40	27.56	77.8	**5.25**	2.0
SR11	17/10/2014 3:45	27.69	75.9	**5.10**	2.4	SR11	17/10/2014 9:45	27.43	71.9	**4.85**	3.9	SR11	17/10/2014 15:45	27.58	78.6	**5.29**	2.8	SR11	17/10/2014 21:45	27.58	77.7	**5.24**	2.1
SR11	17/10/2014 3:50	27.68	74.8	**5.03**	1.9	SR11	17/10/2014 9:50	27.42	72.4	**4.89**	4.0	SR11	17/10/2014 15:50	27.57	78.3	**5.27**	2.9	SR11	17/10/2014 21:50	27.59	77.3	**5.21**	2.2
SR11	17/10/2014 3:55	27.69	76.0	**5.11**	2.0	SR11	17/10/2014 9:55	27.43	72.3	**4.88**	3.9	SR11	17/10/2014 15:55	27.58	79.8	**5.38**	3.0	SR11	17/10/2014 21:55	27.59	78.0	**5.26**	2.6
SR11	17/10/2014 4:00	27.68	75.1	**5.05**	2.2	SR11	17/10/2014 10:00	27.40	72.5	**4.89**	4.4	SR11	17/10/2014 16:00	27.59	79.9	**5.38**	2.2	SR11	17/10/2014 22:00	27.58	78.1	**5.26**	2.1
SR11	17/10/2014 4:05	27.66	74.4	**5.01**	1.8	SR11	17/10/2014 10:05	27.39	72.9	**4.92**	3.4	SR11	17/10/2014 16:05	27.56	79.8	**5.38**	1.6	SR11	17/10/2014 22:05	27.60	77.1	**5.19**	2.5
SR11	17/10/2014 4:10	27.67	76.0	**5.10**	2.4	SR11	17/10/2014 10:10	27.39	72.7	**4.91**	3.3	SR11	17/10/2014 16:10	27.55	79.2	**5.34**	1.6	SR11	17/10/2014 22:10	27.58	77.2	**5.20**	2.5
SR11	17/10/2014 4:15	27.65	75.4	**5.07**	1.9	SR11	17/10/2014 10:15	27.39	72.2	**4.88**	3.4	SR11	17/10/2014 16:15	27.56	78.7	**5.31**	1.8	SR11	17/10/2014 22:15	27.58	78.8	**5.30**	2.6
SR11	17/10/2014 4:20	27.65	75.1	**5.04**	1.9	SR11	17/10/2014 10:20	27.40	70.6	**4.77**	3.9	SR11	17/10/2014 16:20	27.54	78.2	**5.27**	1.8	SR11	17/10/2014 22:20	27.55	78.6	**5.29**	1.8
SR11	17/10/2014 4:25	27.65	74.9	**5.04**	1.7	SR11	17/10/2014 10:25	27.40	70.6	**4.76**	4.2	SR11	17/10/2014 16:25	27.51	78.3	**5.28**	1.6	SR11	17/10/2014 22:25	27.60	78.4	**5.28**	3.4
SR11	17/10/2014 4:30	27.65	75.7	**5.08**	1.9	SR11	17/10/2014 10:30	27.38	71.9	**4.86**	3.9	SR11	17/10/2014 16:30	27.51	78.3	**5.28**	1.2	SR11	17/10/2014 22:30	27.59	78.1	**5.26**	2.7
SR11	17/10/2014 4:35	27.64	75.0	**5.05**	1.8	SR11	17/10/2014 10:35	27.40	72.3	**4.88**	4.7	SR11	17/10/2014 16:35	27.54	78.8	**5.32**	1.7	SR11	17/10/2014 22:35	27.57	77.6	**5.22**	2.5
SR11	17/10/2014 4:40	27.62	74.7	**5.02**	1.7	SR11	17/10/2014 10:40	27.39	72.9	**4.93**	4.3	SR11	17/10/2014 16:40	27.55	78.7	**5.30**	1.7	SR11	17/10/2014 22:40	27.53	77.0	**5.18**	2.4
SR11	17/10/2014 4:45	27.63	75.0	**5.04**	1.8	SR11	17/10/2014 10:45	27.41	71.3	**4.81**	4.7	SR11	17/10/2014 16:45	27.55	79.2	**5.34**	1.4	SR11	17/10/2014 22:45	27.53	78.5	**5.29**	2.8
SR11	17/10/2014 4:50	27.61	74.3	**5.01**	1.8	SR11	17/10/2014 10:50	27.39	72.1	**4.87**	3.9	SR11	17/10/2014 16:50	27.56	79.3	**5.34**	1.8	SR11	17/10/2014 22:50	27.54	77.2	**5.20**	2.4
SR11	17/10/2014 4:55	27.62	74.8	**5.03**	1.7	SR11	17/10/2014 10:55	27.40	72.1	**4.87**	4.5	SR11	17/10/2014 16:55	27.58	78.7	**5.30**	1.9	SR11	17/10/2014 22:55	27.52	76.4	**5.14**	2.4
SR11	17/10/2014 5:00	27.60	74.2	**5.00**	2.1	SR11	17/10/2014 11:00	27.43	71.5	**4.83**	**4.9**	SR11	17/10/2014 17:00	27.58	78.9	**5.32**	2.2	SR11	17/10/2014 23:00	27.49	77.4	**5.22**	2.3
SR11	17/10/2014 5:05	27.62	75.3	**5.07**	1.9	SR11	17/10/2014 11:05	27.41	71.5	**4.83**	4.4	SR11	17/10/2014 17:05	27.58	78.4	**5.28**	2.1	SR11	17/10/2014 23:05	27.49	77.6	**5.23**	2.3
SR11	17/10/2014 5:10	27.62	74.4	**5.01**	1.9	SR11	17/10/2014 11:10	27.43	73.8	**4.98**	4.6	SR11	17/10/2014 17:10	27.57	80.1	**5.40**	1.8	SR11	17/10/2014 23:10	27.48	76.7	**5.17**	3.9
SR11	17/10/2014 5:15	27.60	74.9	**5.04**	1.7	SR11	17/10/2014 11:15	27.42	73.8	**4.98**	4.3	SR11	17/10/2014 17:15	27.55	78.7	**5.31**	1.7	SR11	17/10/2014 23:15	27.46	76.2	**5.15**	2.8
SR11	17/10/2014 5:20	27.60	75.4	**5.08**	1.8	SR11	17/10/2014 11:20	27.42	74.9	**5.06**	4.2	SR11	17/10/2014 17:20	27.54	78.3	**5.28**	1.3	SR11	17/10/2014 23:20	27.44	75.8	**5.12**	2.8
SR11	17/10/2014 5:25	27.61	74.6	**5.02**	1.7	SR11	17/10/2014 11:25	27.43	73.7	**4.97**	**5.0**	SR11	17/10/2014 17:25	27.52	78.4	**5.29**	0.7	SR11	17/10/2014 23:25	27.41	76.2	**5.15**	2.4
SR11	17/10/2014 5:30	27.61	76.8	**5.17**	1.9	SR11	17/10/2014 11:30	27.43	75.6	**5.10**	**4.9**	SR11	17/10/2014 17:30	27.54	76.3	**5.14**	1.4	SR11	17/10/2014 23:30	27.37	77.1	**5.21**	2.9
SR11	17/10/2014 5:35	27.62	77.7	**5.23**	2.0	SR11	17/10/2014 11:35	27.42	77.2	**5.21**	**5.4**	SR11	17/10/2014 17:35	27.54	79.4	**5.36**	1.2	SR11	17/10/2014 23:35	27.40	76.0	**5.13**	2.4
SR11	17/10/2014 5:40	27.60	76.7	**5.16**	2.0	SR11	17/10/2014 11:40	27.43	76.5	**5.16**	**6.2**	SR11	17/10/2014 17:40	27.56	78.0	**5.26**	1.6	SR11	17/10/2014 23:40	27.42	77.6	**5.24**	2.6
SR11	17/10/2014 5:45	27.60	77.2	**5.19**	1.7	SR11	17/10/2014 11:45	27.44	76.3	**5.15**	**4.9**	SR11	17/10/2014 17:45	27.53	76.7	**5.17**	1.6	SR11	17/10/2014 23:45	27.45	77.7	**5.24**	3.2
SR11	17/10/2014 5:50	27.58	75.6	**5.09**	1.8	SR11	17/10/2014 11:50	27.42	77.6	**5.24**	4.5	SR11	17/10/2014 17:50	27.53	78.6	**5.30**	1.0	SR11	17/10/2014 23:50	27.46	77.0	**5.20**	3.0
SR11	17/10/2014 5:55	27.59	76.0	**5.11**	1.6	SR11	17/10/2014 11:55	27.42	77.3	**5.22**	**5.6**	SR11	17/10/2014 17:55	27.54	78.4	**5.29**	1.1	SR11	17/10/2014 23:55	27.45	75.2	**5.07**	2.4

Station	Timestamp	Temp (° C)	DO (%)	DO (mg/L)	Tur (NTU)	Station	Timestamp	Temp (° C)	DO (%)	DO (mg/L)	Tur (NTU)	Station	Timestamp	Temp (° C)	DO (%)	DO (mg/L)	Tur (NTU)	Station	Timestamp	Temp (°C)	DO (%)	DO (mg/L)	Tur (NTU)
SR12	17/10/2014 0:01	28.16	68.1	4.44	3.2	SR12	17/10/2014 6:01	28.01	68.6	4.49	2.3	SR12	17/10/2014 12:01	28.07	72.9	4.76	3.8	SR12	17/10/2014 18:01	28.10	67.7	4.42	6.0
SR12	17/10/2014 0:06	28.14	67.9	4.43	3.2	SR12	17/10/2014 6:06	28.01	68.4	4.47	2.5	SR12	17/10/2014 12:06	28.12	74.9	4.89	3.1	SR12	17/10/2014 18:06	28.10	67.0	4.37	5.6
SR12	17/10/2014 0:11	28.12	67.5	4.40	2.7	SR12	17/10/2014 6:11	28.01	68.2	4.46	2.4	SR12	17/10/2014 12:11	28.15	75.5	4.92	3.3	SR12	17/10/2014 18:11	28.10	66.1	4.31	4.8
SR12	17/10/2014 0:16	28.14	68.0	4.43	2.6	SR12	17/10/2014 6:16	28.00	68.2	4.46	2.4	SR12	17/10/2014 12:16	28.14	75.3	4.91	2.9	SR12	17/10/2014 18:16	28.08	67.6	4.41	5.1
SR12	17/10/2014 0:21	28.14	67.9	4.43	2.9	SR12	17/10/2014 6:21	28.00	68.2	4.46	2.7	SR12	17/10/2014 12:21	28.12	74.8	4.88	2.8	SR12	17/10/2014 18:21	28.08	66.9	4.36	5.2
SR12	17/10/2014 0:26	28.14	66.8	4.35	2.7	SR12	17/10/2014 6:26	28.00	68.3	4.47	2.4	SR12	17/10/2014 12:26	28.09	74.2	4.84	4.7	SR12	17/10/2014 18:26	28.07	68.6	4.48	4.9
SR12	17/10/2014 0:31	28.15	67.1	4.38	2.7	SR12	17/10/2014 6:31	27.99	67.7	4.43	2.3	SR12	17/10/2014 12:31	28.09	74.0	4.83	4.9	SR12	17/10/2014 18:31	28.09	69.0	4.50	5.6
SR12	17/10/2014 0:36	28.14	67.3	4.39	2.6	SR12	17/10/2014 6:36	28.00	68.2	4.46	2.8	SR12	17/10/2014 12:36	28.09	73.6	4.80	3.9	SR12	17/10/2014 18:36	28.07	68.7	4.49	5.2
SR12	17/10/2014 0:41	28.15	65.9	4.30	2.4	SR12	17/10/2014 6:41	28.01	68.1	4.45	3.2	SR12	17/10/2014 12:41	28.09	74.1	4.84	3.3	SR12	17/10/2014 18:41	28.07	67.5	4.41	4.6
SR12	17/10/2014 0:46	28.15	67.0	4.37	2.8	SR12	17/10/2014 6:46	28.02	67.8	4.43	3.0	SR12	17/10/2014 12:46	28.08	74.3	4.85	3.4	SR12	17/10/2014 18:46	28.09	67.1	4.38	5.7
SR12	17/10/2014 0:51	28.15	64.9	4.23	4.3	SR12	17/10/2014 6:51	28.00	68.0	4.45	3.7	SR12	17/10/2014 12:51	28.08	73.9	4.82	3.7	SR12	17/10/2014 18:51	28.09	69.2	4.51	5.7
SR12	17/10/2014 0:56	28.15	64.2	4.19	3.5	SR12	17/10/2014 6:56	28.00	68.2	4.46	3.3	SR12	17/10/2014 12:56	28.14	73.4	4.78	3.5	SR12	17/10/2014 18:56	28.09	68.9	4.50	5.1
SR12	17/10/2014 1:01	28.15	65.5	4.27	3.3	SR12	17/10/2014 7:01	28.01	68.2	4.46	2.9	SR12						SR12	17/10/2014 19:01	28.08	68.5	4.47	5.4
SR12	17/10/2014 1:06	28.16	66.3	4.32	3.6	SR12	17/10/2014 7:06	28.00	68.2	4.46	3.2	SR12						SR12	17/10/2014 19:06	28.09	67.9	4.43	5.3
SR12	17/10/2014 1:11	28.16	66.4	4.33	3.6	SR12	17/10/2014 7:11	28.00	68.6	4.49	5.5	SR12						SR12	17/10/2014 19:11	28.09	66.7	4.35	5.0
SR12	17/10/2014 1:16	28.14	68.1	4.44	2.7	SR12	17/10/2014 7:16	28.00	68.7	4.49	6.0	SR12						SR12	17/10/2014 19:16	28.09	66.6	4.35	5.2
SR12	17/10/2014 1:21	28.14	67.2	4.38	2.6	SR12	17/10/2014 7:21	27.98	68.7	4.50	4.5	SR12						SR12	17/10/2014 19:21	28.09	65.9	4.30	6.5
SR12	17/10/2014 1:26	28.10	66.8	4.36	2.3	SR12	17/10/2014 7:26	27.98	68.5	4.48	4.7	SR12						SR12	17/10/2014 19:26	28.09	66.3	4.32	5.6
SR12	17/10/2014 1:31	28.11	65.4	4.27	2.3	SR12	17/10/2014 7:31	27.98	69.1	4.52	8.4	SR12						SR12	17/10/2014 19:31	28.08	65.5	4.28	5.0
SR12	17/10/2014 1:36	28.11	65.9	4.30	3.1	SR12	17/10/2014 7:36	27.98	69.1	4.52	8.5	SR12						SR12	17/10/2014 19:36	28.06	65.7	4.29	5.0
SR12	17/10/2014 1:41	28.13	65.8	4.30	2.5	SR12	17/10/2014 7:41	27.96	69.1	4.52	6.6	SR12						SR12	17/10/2014 19:41	28.05	65.2	4.26	4.5
SR12	17/10/2014 1:46	28.13	65.2	4.26	3.9	SR12	17/10/2014 7:46	27.95	72.5	4.75	6.3	SR12						SR12	17/10/2014 19:46	28.05	65.0	4.24	5.5
SR12	17/10/2014 1:51	28.14	65.5	4.27	3.8	SR12	17/10/2014 7:51	27.95	72.3	4.74	7.5	SR12	17/10/2014 13:51	28.12	71.9	4.69	3.6	SR12	17/10/2014 19:51	28.06	63.9	4.17	5.6
SR12	17/10/2014 1:56	28.15	64.7	4.22	3.3	SR12	17/10/2014 7:56	27.95	72.3	4.73	6.9	SR12	17/10/2014 13:56	28.17	71.6	4.67	3.8	SR12	17/10/2014 19:56	28.07	65.6	4.28	5.8
SR12	17/10/2014 2:01	28.15	64.6	4.21	3.4	SR12	17/10/2014 8:01	27.93	72.7	4.76	4.0	SR12	17/10/2014 14:01	28.18	71.6	4.67	5.5	SR12	17/10/2014 20:01	28.07	66.2	4.32	5.1
SR12	17/10/2014 2:06	28.15	64.2	4.19	2.8	SR12	17/10/2014 8:06	27.94	72.0	4.72	5.1	SR12	17/10/2014 14:06	28.19	70.8	4.62	3.9	SR12	17/10/2014 20:06	28.08	66.7	4.35	4.9
SR12	17/10/2014 2:11	28.14	64.5	4.21	3.0	SR12	17/10/2014 8:11	27.94	71.7	4.70	4.8	SR12	17/10/2014 14:11	28.16	71.4	4.66	4.7	SR12	17/10/2014 20:11	28.06	66.5	4.34	4.5
SR12	17/10/2014 2:16	28.15	65.4	4.26	3.3	SR12	17/10/2014 8:16	27.94	71.6	4.69	5.0	SR12	17/10/2014 14:16	28.17	71.0	4.63	4.5	SR12	17/10/2014 20:16	28.05	67.3	4.39	4.8
SR12	17/10/2014 2:21	28.13	65.5	4.27	3.2	SR12	17/10/2014 8:21	27.95	71.6	4.69	4.1	SR12	17/10/2014 14:21	28.17	70.7	4.61	6.1	SR12	17/10/2014 20:21	28.06	67.3	4.40	4.6
SR12	17/10/2014 2:26	28.13	65.9	4.30	2.8	SR12	17/10/2014 8:26	27.95	72.2	4.73	5.1	SR12	17/10/2014 14:26	28.16	70.8	4.62	4.0	SR12	17/10/2014 20:26	28.07	67.4	4.40	4.5
SR12	17/10/2014 2:31	28.13	66.1	4.31	3.0	SR12	17/10/2014 8:31	27.96	72.4	4.74	4.4	SR12	17/10/2014 14:31	28.17	71.2	4.64	4.6	SR12	17/10/2014 20:31	28.06	67.8	4.43	4.2
SR12	17/10/2014 2:36	28.11	66.9	4.37	2.8	SR12	17/10/2014 8:36	27.96	71.9	4.71	5.3	SR12	17/10/2014 14:36	28.17	70.0	4.56	4.2	SR12	17/10/2014 20:36	28.06	67.8	4.43	4.4
SR12	17/10/2014 2:41	28.12	66.4	4.33	3.3	SR12	17/10/2014 8:41	27.96	71.5	4.68	5.5	SR12	17/10/2014 14:41	28.16	69.5	4.53	4.3	SR12	17/10/2014 20:41	28.07	67.5	4.40	5.3
SR12	17/10/2014 2:46	28.10	66.7	4.35	2.9	SR12	17/10/2014 8:46	27.96	71.7	4.69	4.5	SR12	17/10/2014 14:46	28.16	69.8	4.55	4.4	SR12	17/10/2014 20:46	28.06	67.8	4.42	5.1
SR12	17/10/2014 2:51	28.10	66.6	4.35	2.8	SR12	17/10/2014 8:51	27.96	71.6	4.69	5.3	SR12	17/10/2014 14:51	28.15	69.1	4.51	4.3	SR12	17/10/2014 20:51	28.06	68.0	4.44	5.2
SR12	17/10/2014 2:56	28.10	66.6	4.35	2.7	SR12	17/10/2014 8:56	27.96	72.5	4.74	4.7	SR12	17/10/2014 14:56	28.16	69.2	4.51	4.5	SR12	17/10/2014 20:56	28.06	67.6	4.41	5.1
SR12	17/10/2014 3:01	28.09	67.4	4.40	2.7	SR12	17/10/2014 9:01	27.96	72.7	4.76	4.1	SR12	17/10/2014 15:01	28.15	69.4	4.53	4.3	SR12	17/10/2014 21:01	28.06	67.7	4.42	4.8
SR12	17/10/2014 3:06	28.10	66.4	4.33	2.8	SR12	17/10/2014 9:06	27.96	72.2	4.73	4.3	SR12	17/10/2014 15:06	28.15	69.0	4.50	6.9	SR12	17/10/2014 21:06	28.06	67.6	4.41	4.5
SR12	17/10/2014 3:11	28.09	67.1	4.38	2.9	SR12	17/10/2014 9:11	27.96	71.6	4.69	4.3	SR12	17/10/2014 15:11	28.15	68.8	4.49	5.0	SR12	17/10/2014 21:11	28.06	67.8	4.42	5.0
SR12	17/10/2014 3:16	28.10	66.9	4.37	2.6	SR12	17/10/2014 9:16	27.96	71.6	4.69	4.5	SR12	17/10/2014 15:16	28.14	68.9	4.50	5.2	SR12	17/10/2014 21:16	28.06	67.7	4.42	4.7
SR12	17/10/2014 3:21	28.11	67.4	4.40	2.9	SR12	17/10/2014 9:21	27.96	72.4	4.74	5.6	SR12	17/10/2014 15:21	28.13	69.0	4.50	4.9	SR12	17/10/2014 21:21	28.01	68.2	4.46	4.0
SR12	17/10/2014 3:26	28.12	67.3	4.39	3.6	SR12	17/10/2014 9:26	27.97	72.6	4.75	5.7	SR12	17/10/2014 15:26	28.13	69.5	4.53	5.1	SR12	17/10/2014 21:26	28.03	69.8	4.56	3.5
SR12	17/10/2014 3:31	28.11	67.6	4.41	2.7	SR12	17/10/2014 9:31	27.97	73.1	4.78	4.7	SR12	17/10/2014 15:31	28.12	69.3	4.52	4.6	SR12	17/10/2014 21:31	28.05	69.7	4.55	3.5
SR12	17/10/2014 3:36	28.12	67.1	4.38	2.6	SR12	17/10/2014 9:36	27.98	73.0	4.78	4.9	SR12	17/10/2014 15:36	28.14	67.6	4.41	4.8	SR12	17/10/2014 21:36	28.04	69.0	4.51	3.3
SR12	17/10/2014 3:41	28.12	66.9	4.37	2.7	SR12	17/10/2014 9:41	27.98	73.0	4.77	5.7	SR12	17/10/2014 15:41	28.13	67.3	4.39	5.3	SR12	17/10/2014 21:41	28.05	68.4	4.47	3.5
SR12	17/10/2014 3:46	28.12	67.0	4.37	2.6	SR12	17/10/2014 9:46	27.99	73.1	4.78	5.1	SR12	17/10/2014 15:46	28.12	68.5	4.47	5.7	SR12	17/10/2014 21:46	28.06	68.4	4.47	3.7
SR12	17/10/2014 3:51	28.14	66.9	4.37	3.2	SR12	17/10/2014 9:51	27.99	72.7	4.76	4.5	SR12	17/10/2014 15:51	28.11	68.5	4.47	5.0	SR12	17/10/2014 21:51	28.07	68.6	4.48	4.1
SR12	17/10/2014 3:56	28.15	67.6	4.41	3.0	SR12	17/10/2014 9:56	28.00	73.2	4.79	4.5	SR12	17/10/2014 15:56	28.10	69.4	4.53	4.7	SR12	17/10/2014 21:56	28.09	68.7	4.49	3.7
SR12	17/10/2014 4:01	28.16	67.8	4.42	2.7	SR12	17/10/2014 10:01	27.99	73.5	4.81	4.5	SR12	17/10/2014 16:01	28.11	68.8	4.49	5.7	SR12	17/10/2014 22:01	28.10	69.2	4.52	4.2
SR12	17/10/2014 4:06	28.17	67.4	4.39	2.9	SR12	17/10/2014 10:06	28.00	73.6	4.81	5.3	SR12	17/10/2014 16:06	28.09	69.3	4.52	5.2	SR12	17/10/2014 22:06	28.10	68.9	4.49	4.2
SR12	17/10/2014 4:11	28.17	66.6	4.34	2.7	SR12	17/10/2014 10:11	28.01	73.8	4.83	5.2	SR12	17/10/2014 16:11	28.10	67.5	4.41	6.3	SR12	17/10/2014 22:11	28.09	68.1	4.44	3.7
SR12	17/10/2014 4:16	28.17	66.4	4.33	2.8	SR12	17/10/2014 10:16	28.01	73.7	4.82	4.2	SR12	17/10/2014 16:16	28.09	69.1	4.51	5.2	SR12	17/10/2014 22:16	28.09	68.1	4.45	4.2
SR12	17/10/2014 4:21	28.18	66.1	4.31	2.9	SR12	17/10/2014 10:21	28.02	73.7	4.82	4.7	SR12	17/10/2014 16:21	28.09	69.6	4.54	4.6	SR12	17/10/2014 22:21	28.09	68.4	4.46	3.9
SR12	17/10/2014 4:26	28.18	66.4	4.33	2.8	SR12	17/10/2014 10:26	28.01	74.2	4.85	4.5	SR12	17/10/2014 16:26	28.08	69.7	4.55	4.7	SR12	17/10/2014 22:26	28.09	68.4	4.46	4.4
SR12	17/10/2014 4:31	28.17	67.0	4.37	3.3	SR12	17/10/2014 10:31	28.02	74.3	4.86	4.2	SR12	17/10/2014 16:31	28.08	69.5	4.54	5.0	SR12	17/10/2014 22:31	28.08	68.7	4.49	4.5
SR12	17/10/2014 4:36	28.17	66.8	4.36	3.3	SR12	17/10/2014 10:36	28.02	74.0	4.83	5.2	SR12	17/10/2014 16:36	28.09	68.7	4.48	5.0	SR12	17/10/2014 22:36	28.07	68.8	4.49	4.4
SR12	17/10/2014 4:41	28.17	66.3	4.32	3.4	SR12	17/10/2014 10:41	28.02	74.7	4.88	4.2	SR12	17/10/2014 16:41	28.09	69.2	4.52	5.6	SR12	17/10/2014 22:41	28.07	69.4	4.53	5.3
SR12	17/10/2014 4:46	28.16	66.5	4.34	3.0	SR12	17/10/2014 10:46	28.02	74.6	4.88	4.3	SR12	17/10/2014 16:46	28.10	68.9	4.50	5.3	SR12	17/10/2014 22:46	28.06	69.8	4.56	5.0
SR12	17/10/2014 4:51	28.15	67.1	4.37	3.0	SR12	17/10/2014 10:51	28.03	74.9	4.89	4.1	SR12	17/10/2014 16:51	28.10	69.4	4.53	4.6	SR12	17/10/2014 22:51	28.06	69.5	4.54	4.0
SR12	17/10/2014 4:56	28.07	67.2	4.39	2.5	SR12	17/10/2014 10:56	28.02	74.5	4.87	5.8	SR12	17/10/2014 16:56	28.09	68.9	4.50	4.8	SR12	17/10/2014 22:56	28.06	69.0	4.50	6.5
SR12	17/10/2014 5:01	28.04	69.5	4.54	3.0	SR12	17/10/2014 11:01	28.02	73.8	4.82	8.5	SR12	17/10/2014 17:01	28.07	70.3	4.59	4.5	SR12	17/10/2014 23:01	28.06	68.7	4.49	5.0
SR12	17/10/2014 5:06	28.07	67.7	4.42	3.0	SR12	17/10/2014 11:06	28.03	73.4	4.80	6.6	SR12	17/10/2014 17:06	28.08	69.4	4.53	4.7	SR12	17/10/2014 23:06	28.05	69.1	4.51	4.3
SR12	17/10/2014 5:11	28.04	68.9	4.50	2.5	SR12	17/10/2014 11:11	28.04	74.3	4.86	4.5	SR12	17/10/2014 17:11	28.08	69.6	4.55	4.0	SR12	17/10/2014 23:11	28.05	68.9	4.50	4.6
SR12	17/10/2014 5:16	28.04	69.0	4.51	2.3	SR12	17/10/2014 11:16	28.04	74.0	4.83	4.2	SR12	17/10/2014 17:16	28.08	69.3	4.52	4.7	SR12	17/10/2014 23:16	28.05	69.1	4.51	5.0
SR12	17/10/2014 5:21	28.03	68.4	4.47	2.3	SR12	17/10/2014 11:21	28.05	74.2	4.84	5.6	SR12	17/10/2014 17:21	28.09	69.6	4.54	4.2	SR12	17/10/2014 23:21	28.04	69.0	4.50	4.3
SR12	17/10/2014 5:26	28.04	68.4	4.47	2.3	SR12	17/10/2014 11:26	28.05	74.0	4.83	5.2	SR12	17/10/2014 17:26	28.07	70.0	4.57	4.0	SR12	17/10/2014 23:26	28.04	69.4	4.53	4.4
SR12	17/10/2014 5:31	28.04	68.4	4.47	2.4	SR12	17/10/2014 11:31	28.05	73.7	4.81	6.7	SR12	17/10/2014 17:31	28.07	69.1	4.51	4.1	SR12	17/10/2014 23:31	28.04	68.8	4.49	3.5
SR12	17/10/2014 5:36	28.03	68.0	4.45	2.5	SR12	17/10/2014 11:36	28.05	73.8	4.82	4.1	SR12	17/10/2014 17:36	28.06	69.3	4.52	4.0	SR12	17/10/2014 23:36	28.04	69.1	4.51	4.5
SR12	17/10/2014 5:41	28.00	69.2	4.52	2.4	SR12	17/10/2014 11:41	28.06	74.2	4.85	4.9	SR12	17/10/2014 17:41	28.07	68.7	4.49	3.6	SR12	17/10/2014 23:41	28.04	69.1	4.51	4.2
SR12	17/10/2014 5:46	28.00	70.0	4.58	2.4	SR12	17/10/2014 11:46	28.06	74.3	4.85	4.2	SR12	17/10/2014 17:46	28.09	68.3	4.46	4.4	SR12	17/10/2014 23:46	28.04	69.3	4.53	3.7
SR12	17/10/2014 5:51	28.00	69.6	4.55	2.4	SR12	17/10/2014 11:51	28.06	73.1	4.77	7.4	SR12	17/10/2014 17:51	28.09	68.2	4.45	5.3	SR12	17/10/2014 23:51	28.04	68.4	4.46	3.7
SR12	17/10/2014 5:56	28.00	69.1	4.52	2.3	SR12	17/10/2014 11:56	28.06	73.2	4.78	4.8	SR12	17/10/2014 17:56	28.09	67.5	4.40	5.0	SR12	17/10/2014 23:56	28.04	69.9	4.56	4.3

Station	Timestamp	Temp (° C)	DO (%)	DO (mg/L)	Tur (NTU)	Station	Timestamp	Temp (° C)	DO (%)	DO (mg/L)	Tur (NTU)	Station	Timestamp	Temp (° C)	DO (%)	DO (mg/L)	Tur (NTU)	Station	Timestamp	Temp (°C)	DO (%)	DO (mg/L)	Tur (NTU)
SR13	17/10/2014 0:00	28.13	67.5	**4.43**	2.5	SR13	17/10/2014 6:00	28.06	66.6	**4.38**	2.7	SR13	17/10/2014 12:00	28.06	69.1	**4.55**	1.3	SR13	17/10/2014 18:00	28.03	67.9	**4.48**	1.9
SR13	17/10/2014 0:05	28.13	67.2	**4.42**	1.7	SR13	17/10/2014 6:05	28.06	66.4	**4.37**	2.2	SR13	17/10/2014 12:05	28.07	69.9	**4.60**	1.3	SR13	17/10/2014 18:05	28.02	68.3	**4.50**	1.9
SR13	17/10/2014 0:10	28.13	67.6	**4.44**	2.6	SR13	17/10/2014 6:10	28.06	66.7	**4.39**	2.4	SR13	17/10/2014 12:10	28.07	70.1	**4.62**	1.3	SR13	17/10/2014 18:10	28.03	68.6	**4.52**	2.2
SR13	17/10/2014 0:15	28.10	68.2	**4.49**	2.5	SR13	17/10/2014 6:15	28.06	66.7	**4.39**	2.2	SR13	17/10/2014 12:15	28.07	70.3	**4.63**	1.2	SR13	17/10/2014 18:15	28.03	68.0	**4.48**	2.1
SR13	17/10/2014 0:20	28.10	67.9	**4.46**	3.1	SR13	17/10/2014 6:20	28.05	66.5	**4.37**	3.1	SR13	17/10/2014 12:20	28.07	69.9	**4.61**	1.2	SR13	17/10/2014 18:20	28.02	66.9	**4.41**	1.7
SR13	17/10/2014 0:25	28.11	69.0	**4.53**	2.5	SR13	17/10/2014 6:25	28.05	66.4	**4.37**	3.0	SR13	17/10/2014 12:25	28.07	69.7	**4.59**	1.2	SR13	17/10/2014 18:25	28.03	67.3	**4.44**	2.2
SR13	17/10/2014 0:30	28.12	68.4	**4.49**	3.0	SR13	17/10/2014 6:30	28.05	65.9	**4.33**	2.2	SR13	17/10/2014 12:30	28.09	70.4	**4.63**	1.3	SR13	17/10/2014 18:30	28.03	67.1	**4.42**	2.2
SR13	17/10/2014 0:35	28.12	68.3	**4.49**	3.4	SR13	17/10/2014 6:35	28.05	65.2	**4.29**	2.0	SR13	17/10/2014 12:35	28.07	69.7	**4.59**	1.9	SR13	17/10/2014 18:35	28.05	67.9	**4.47**	3.1
SR13	17/10/2014 0:40	28.12	67.3	**4.42**	2.2	SR13	17/10/2014 6:40	28.04	65.9	**4.34**	2.1	SR13	17/10/2014 12:40	28.07	69.8	**4.60**	1.6	SR13	17/10/2014 18:40	28.05	67.7	**4.46**	2.5
SR13	17/10/2014 0:45	28.12	67.2	**4.41**	1.9	SR13	17/10/2014 6:45	28.04	66.1	**4.35**	2.9	SR13	17/10/2014 12:45	28.05	67.9	**4.47**	2.3	SR13	17/10/2014 18:45	28.05	67.1	**4.42**	2.3
SR13	17/10/2014 0:50	28.12	67.0	**4.40**	2.4	SR13	17/10/2014 6:50	28.04	66.5	**4.38**	2.9	SR13	17/10/2014 12:50	28.08	69.5	**4.58**	1.3	SR13	17/10/2014 18:50	28.05	67.6	**4.45**	2.4
SR13	17/10/2014 0:55	28.12	67.4	**4.43**	3.1	SR13	17/10/2014 6:55	28.04	67.3	**4.43**	3.4	SR13	17/10/2014 12:55	28.07	69.0	**4.55**	1.0	SR13	17/10/2014 18:55	28.05	68.1	**4.48**	2.2
SR13	17/10/2014 1:00	28.12	67.4	**4.43**	2.7	SR13	17/10/2014 7:00	28.01	66.1	**4.35**	2.7	SR13	17/10/2014 13:00	28.09	70.7	**4.66**	1.4	SR13	17/10/2014 19:00	28.04	67.2	**4.43**	1.8
SR13	17/10/2014 1:05	28.12	67.5	**4.44**	2.6	SR13	17/10/2014 7:05	28.03	67.6	**4.45**	3.7	SR13	17/10/2014 13:05	28.10	70.1	**4.62**	1.3	SR13	17/10/2014 19:05	28.04	66.6	**4.39**	1.9
SR13	17/10/2014 1:10	28.12	67.3	**4.42**	2.3	SR13	17/10/2014 7:10	28.04	67.6	**4.45**	3.5	SR13	17/10/2014 13:10	28.09	69.7	**4.59**	1.6	SR13	17/10/2014 19:10	28.05	67.7	**4.46**	2.9
SR13	17/10/2014 1:15	28.12	66.5	**4.37**	1.9	SR13	17/10/2014 7:15	28.03	67.8	**4.46**	4.3	SR13	17/10/2014 13:15	28.06	67.2	**4.43**	1.2	SR13	17/10/2014 19:15	28.02	66.6	**4.39**	2.6
SR13	17/10/2014 1:20	28.11	67.5	**4.44**	2.8	SR13	17/10/2014 7:20	28.03	67.9	**4.47**	3.6	SR13	17/10/2014 13:20	28.09	69.0	**4.55**	0.9	SR13	17/10/2014 19:20	28.03	67.2	**4.43**	8.9
SR13	17/10/2014 1:25	28.12	67.9	**4.46**	2.9	SR13	17/10/2014 7:25	28.04	67.5	**4.45**	4.0	SR13	17/10/2014 13:25	28.10	69.7	**4.59**	1.0	SR13	17/10/2014 19:25	28.03	68.5	**4.51**	7.2
SR13	17/10/2014 1:30	28.12	67.7	**4.45**	2.5	SR13	17/10/2014 7:30	28.03	68.1	**4.48**	5.2	SR13	17/10/2014 13:30	28.09	69.4	**4.57**	1.5	SR13	17/10/2014 19:30	28.03	68.1	**4.49**	7.4
SR13	17/10/2014 1:35	28.12	67.1	**4.41**	3.1	SR13	17/10/2014 7:35	28.03	67.9	**4.47**	4.3	SR13	17/10/2014 13:35	28.08	68.5	**4.52**	1.0	SR13	17/10/2014 19:35	28.04	68.4	**4.50**	4.6
SR13	17/10/2014 1:40	28.11	66.7	**4.38**	2.4	SR13	17/10/2014 7:40	28.03	67.6	**4.45**	4.1	SR13	17/10/2014 13:40	28.08	68.7	**4.53**	1.1	SR13	17/10/2014 19:40	28.04	68.4	**4.50**	4.8
SR13	17/10/2014 1:45	28.12	67.7	**4.45**	3.0	SR13	17/10/2014 7:45	28.03	67.5	**4.44**	3.2	SR13	17/10/2014 13:45	28.09	69.7	**4.59**	1.0	SR13	17/10/2014 19:45	28.04	67.7	**4.46**	4.8
SR13	17/10/2014 1:50	28.11	67.5	**4.44**	3.3	SR13	17/10/2014 7:50	28.02	67.8	**4.47**	2.9	SR13	17/10/2014 13:50	28.08	69.2	**4.56**	1.0	SR13	17/10/2014 19:50	28.04	67.8	**4.46**	4.8
SR13	17/10/2014 1:55	28.11	67.5	**4.44**	3.2	SR13	17/10/2014 7:55	28.03	68.4	**4.50**	3.2	SR13	17/10/2014 13:55	28.10	69.8	**4.59**	1.1	SR13	17/10/2014 19:55	28.04	67.6	**4.45**	4.6
SR13	17/10/2014 2:00	28.11	67.1	**4.41**	2.4	SR13	17/10/2014 8:00	28.03	68.5	**4.51**	3.6	SR13	17/10/2014 14:00	28.10	70.0	**4.61**	1.1	SR13	17/10/2014 20:00	28.03	67.9	**4.47**	4.0
SR13	17/10/2014 2:05	28.11	66.9	**4.40**	2.0	SR13	17/10/2014 8:05	28.03	68.3	**4.50**	3.8	SR13	17/10/2014 14:05	28.09	69.3	**4.57**	0.5	SR13	17/10/2014 20:05	28.04	67.6	**4.45**	3.5
SR13	17/10/2014 2:10	28.10	65.4	**4.30**	1.9	SR13	17/10/2014 8:10	28.03	68.1	**4.48**	3.3	SR13	17/10/2014 14:10	28.08	66.8	**4.41**	0.4	SR13	17/10/2014 20:10	28.04	67.6	**4.45**	3.3
SR13	17/10/2014 2:15	28.11	67.1	**4.41**	2.3	SR13	17/10/2014 8:15	28.03	68.0	**4.48**	2.8	SR13	17/10/2014 14:15	28.11	68.3	**4.50**	0.8	SR13	17/10/2014 20:15	28.04	67.1	**4.42**	3.6
SR13	17/10/2014 2:20	28.11	67.5	**4.44**	2.6	SR13	17/10/2014 8:20	28.03	68.1	**4.49**	3.4	SR13	17/10/2014 14:20	28.10	67.4	**4.44**	1.2	SR13	17/10/2014 20:20	28.03	67.6	**4.45**	3.0
SR13	17/10/2014 2:25	28.10	67.2	**4.42**	2.3	SR13	17/10/2014 8:25	28.03	68.1	**4.48**	3.3	SR13	17/10/2014 14:25	28.10	68.4	**4.51**	1.1	SR13	17/10/2014 20:25	28.03	69.0	**4.54**	4.2
SR13	17/10/2014 2:30	28.10	66.1	**4.34**	1.7	SR13	17/10/2014 8:30	28.03	68.0	**4.48**	3.8	SR13	17/10/2014 14:30	28.09	68.6	**4.52**	1.1	SR13	17/10/2014 20:30	28.04	69.3	**4.56**	4.9
SR13	17/10/2014 2:35	28.10	65.5	**4.31**	1.3	SR13	17/10/2014 8:35	28.03	67.8	**4.46**	3.8	SR13	17/10/2014 14:35	28.07	67.6	**4.45**	1.2	SR13	17/10/2014 20:35	28.04	69.1	**4.55**	4.8
SR13	17/10/2014 2:40	28.10	66.6	**4.38**	1.8	SR13	17/10/2014 8:40	28.03	68.1	**4.48**	4.5	SR13	17/10/2014 14:40	28.09	69.1	**4.55**	1.5	SR13	17/10/2014 20:40	28.04	69.0	**4.55**	4.7
SR13	17/10/2014 2:45	28.10	66.4	**4.36**	1.8	SR13	17/10/2014 8:45	28.03	68.0	**4.48**	3.7	SR13	17/10/2014 14:45	28.10	69.7	**4.59**	1.6	SR13	17/10/2014 20:45	28.04	68.3	**4.49**	3.7
SR13	17/10/2014 2:50	28.09	67.0	**4.40**	2.3	SR13	17/10/2014 8:50	28.03	68.1	**4.48**	4.2	SR13	17/10/2014 14:50	28.09	69.6	**4.58**	1.7	SR13	17/10/2014 20:50	28.03	68.4	**4.50**	4.9
SR13	17/10/2014 2:55	28.07	68.6	**4.52**	3.4	SR13	17/10/2014 8:55	28.03	67.2	**4.42**	3.8	SR13	17/10/2014 14:55	28.09	69.3	**4.57**	1.7	SR13	17/10/2014 20:55	28.03	68.3	**4.50**	3.7
SR13	17/10/2014 3:00	28.08	68.2	**4.49**	3.3	SR13	17/10/2014 9:00	28.03	67.3	**4.43**	3.5	SR13	17/10/2014 15:00	28.09	69.4	**4.57**	1.7	SR13	17/10/2014 21:00	28.04	68.0	**4.48**	3.2
SR13	17/10/2014 3:05	28.06	68.4	**4.50**	3.3	SR13	17/10/2014 9:05	28.02	68.3	**4.50**	4.3	SR13	17/10/2014 15:05	28.09	69.1	**4.55**	1.6	SR13	17/10/2014 21:05	28.04	67.9	**4.47**	3.0
SR13	17/10/2014 3:10	28.07	68.0	**4.47**	2.5	SR13	17/10/2014 9:10	28.02	68.0	**4.48**	4.2	SR13	17/10/2014 15:10	28.09	69.5	**4.58**	2.4	SR13	17/10/2014 21:10	28.04	68.5	**4.51**	3.3
SR13	17/10/2014 3:15	28.08	67.9	**4.47**	3.1	SR13	17/10/2014 9:15	28.01	66.4	**4.38**	4.2	SR13	17/10/2014 15:15	28.09	70.0	**4.61**	1.9	SR13	17/10/2014 21:15	28.02	67.6	**4.45**	2.7
SR13	17/10/2014 3:20	28.07	67.4	**4.43**	2.4	SR13	17/10/2014 9:20	28.02	67.5	**4.44**	3.4	SR13	17/10/2014 15:20	28.09	69.6	**4.58**	1.9	SR13	17/10/2014 21:20	28.03	67.9	**4.47**	2.8
SR13	17/10/2014 3:25	28.08	67.8	**4.46**	3.9	SR13	17/10/2014 9:25	28.01	66.4	**4.37**	4.0	SR13	17/10/2014 15:25	28.09	69.9	**4.60**	1.8	SR13	17/10/2014 21:25	28.03	67.8	**4.46**	2.7
SR13	17/10/2014 3:30	28.08	68.0	**4.47**	3.8	SR13	17/10/2014 9:30	28.02	66.8	**4.40**	3.0	SR13	17/10/2014 15:30	28.09	69.8	**4.60**	1.7	SR13	17/10/2014 21:30	28.03	67.6	**4.45**	2.4
SR13	17/10/2014 3:35	28.07	68.3	**4.49**	4.4	SR13	17/10/2014 9:35	28.03	67.7	**4.46**	3.7	SR13	17/10/2014 15:35	28.10	70.0	**4.61**	1.9	SR13	17/10/2014 21:35	28.03	68.3	**4.50**	2.8
SR13	17/10/2014 3:40	28.07	68.1	**4.48**	3.6	SR13	17/10/2014 9:40	28.03	67.7	**4.46**	3.4	SR13	17/10/2014 15:40	28.10	69.7	**4.59**	1.5	SR13	17/10/2014 21:40	28.03	66.8	**4.40**	2.1
SR13	17/10/2014 3:45	28.07	67.5	**4.44**	2.7	SR13	17/10/2014 9:45	28.02	67.1	**4.42**	4.2	SR13	17/10/2014 15:45	28.10	70.0	**4.61**	1.8	SR13	17/10/2014 21:45	28.04	67.0	**4.41**	2.2
SR13	17/10/2014 3:50	28.07	67.3	**4.43**	2.6	SR13	17/10/2014 9:50	28.03	67.1	**4.42**	2.7	SR13	17/10/2014 15:50	28.09	69.1	**4.55**	1.5	SR13	17/10/2014 21:50	28.04	67.4	**4.44**	2.1
SR13	17/10/2014 3:55	28.07	67.5	**4.44**	2.7	SR13	17/10/2014 9:55	28.01	67.9	**4.47**	**17.2**	SR13	17/10/2014 15:55	28.07	69.4	**4.57**	1.6	SR13	17/10/2014 21:55	28.04	68.3	**4.50**	2.8
SR13	17/10/2014 4:00	28.07	67.4	**4.44**	3.0	SR13	17/10/2014 10:00	28.01	68.5	**4.51**	9.2	SR13	17/10/2014 16:00	28.07	69.1	**4.55**	1.8	SR13	17/10/2014 22:00	28.03	68.6	**4.52**	2.7
SR13	17/10/2014 4:05	28.07	67.3	**4.43**	2.2	SR13	17/10/2014 10:05	28.01	67.1	**4.42**	7.5	SR13	17/10/2014 16:05	28.03	68.6	**4.52**	1.8	SR13	17/10/2014 22:05	28.03	68.6	**4.52**	2.3
SR13	17/10/2014 4:10	28.06	66.4	**4.37**	1.8	SR13	17/10/2014 10:10	28.02	68.0	**4.48**	7.1	SR13	17/10/2014 16:10	28.06	68.9	**4.54**	1.4	SR13	17/10/2014 22:10	28.03	68.3	**4.50**	2.7
SR13	17/10/2014 4:15	28.07	66.4	**4.37**	1.8	SR13	17/10/2014 10:15	28.02	68.2	**4.49**	6.8	SR13	17/10/2014 16:15	28.05	69.2	**4.56**	4.1	SR13	17/10/2014 22:15	28.04	68.4	**4.50**	3.0
SR13	17/10/2014 4:20	28.07	66.5	**4.37**	1.8	SR13	17/10/2014 10:20	28.02	66.9	**4.40**	6.2	SR13	17/10/2014 16:20	28.05	68.9	**4.54**	3.9	SR13	17/10/2014 22:20	28.04	67.7	**4.46**	2.1
SR13	17/10/2014 4:25	28.06	66.6	**4.38**	2.6	SR13	17/10/2014 10:25	28.01	66.1	**4.36**	5.7	SR13	17/10/2014 16:25	28.06	68.6	**4.52**	3.5	SR13	17/10/2014 22:25	28.04	67.6	**4.45**	2.2
SR13	17/10/2014 4:30	28.06	66.8	**4.39**	2.0	SR13	17/10/2014 10:30	28.01	65.3	**4.30**	5.0	SR13	17/10/2014 16:30	28.06	67.8	**4.46**	3.2	SR13	17/10/2014 22:30	28.04	67.6	**4.45**	2.2
SR13	17/10/2014 4:35	28.07	66.6	**4.38**	2.6	SR13	17/10/2014 10:35	28.01	66.7	**4.39**	6.2	SR13	17/10/2014 16:35	28.06	68.4	**4.51**	3.7	SR13	17/10/2014 22:35	28.03	68.1	**4.48**	1.7
SR13	17/10/2014 4:40	28.06	65.9	**4.33**	1.8	SR13	17/10/2014 10:40	28.01	67.4	**4.44**	6.4	SR13	17/10/2014 16:40	28.05	67.8	**4.46**	3.0	SR13	17/10/2014 22:40	28.03	68.0	**4.48**	1.6
SR13	17/10/2014 4:45	28.07	66.0	**4.34**	2.3	SR13	17/10/2014 10:45	28.01	67.4	**4.44**	5.8	SR13	17/10/2014 16:45	28.06	67.0	**4.41**	2.4	SR13	17/10/2014 22:45	28.03	67.9	**4.47**	1.4
SR13	17/10/2014 4:50	28.07	65.6	**4.32**	1.4	SR13	17/10/2014 10:50	28.01	67.3	**4.43**	6.0	SR13	17/10/2014 16:50	28.06	67.4	**4.44**	2.8	SR13	17/10/2014 22:50	28.03	68.0	**4.47**	2.0
SR13	17/10/2014 4:55	28.07	66.3	**4.36**	2.0	SR13	17/10/2014 10:55	28.01	66.7	**4.39**	5.3	SR13	17/10/2014 16:55	28.06	68.1	**4.49**	3.6	SR13	17/10/2014 22:55	28.03	68.4	**4.51**	3.0
SR13	17/10/2014 5:00	28.06	65.9	**4.34**	1.7	SR13	17/10/2014 11:00	28.01	64.5	**4.25**	5.0	SR13	17/10/2014 17:00	28.06	68.3	**4.50**	3.5	SR13	17/10/2014 23:00	28.03	68.3	**4.50**	1.8
SR13	17/10/2014 5:05	28.06	66.3	**4.36**	1.7	SR13	17/10/2014 11:05	28.04	67.8	**4.47**	3.3	SR13	17/10/2014 17:05	28.05	67.6	**4.45**	2.9	SR13	17/10/2014 23:05	28.04	68.9	**4.54**	2.3
SR13	17/10/2014 5:10	28.06	65.4	**4.30**	1.7	SR13	17/10/2014 11:10	28.02	67.8	**4.47**	3.6	SR13	17/10/2014 17:10	28.05	66.5	**4.38**	1.9	SR13	17/10/2014 23:10	28.03	69.0	**4.54**	2.3
SR13	17/10/2014 5:15	28.05	64.9	**4.27**	1.5	SR13	17/10/2014 11:15	28.03	67.2	**4.43**	3.2	SR13	17/10/2014 17:15	28.05	67.2	**4.43**	2.8	SR13	17/10/2014 23:15	28.03	69.3	**4.56**	3.3
SR13	17/10/2014 5:20	28.06	67.3	**4.43**	3.5	SR13	17/10/2014 11:20	28.02	67.2	**4.43**	2.5	SR13	17/10/2014 17:20	28.05	67.9	**4.47**	3.1	SR13	17/10/2014 23:20	28.04	68.8	**4.53**	2.8
SR13	17/10/2014 5:25	28.06	67.2	**4.42**	4.0	SR13	17/10/2014 11:25	28.01	67.6	**4.46**	1.8	SR13	17/10/2014 17:25	28.05	67.6	**4.45**	2.8	SR13	17/10/2014 23:25	28.04	68.5	**4.51**	1.8
SR13	17/10/2014 5:30	28.06	66.8	**4.40**	3.5	SR13	17/10/2014 11:30	28.03	68.9	**4.54**	1.9	SR13	17/10/2014 17:30	28.04	67.4	**4.44**	2.2	SR13	17/10/2014 23:30	28.03	67.8	**4.46**	1.5
SR13	17/10/2014 5:35	28.03	64.9	**4.27**	3.6	SR13	17/10/2014 11:35	28.03	69.2	**4.56**	1.9	SR13	17/10/2014 17:35	28.04	67.4	**4.44**	4.2	SR13	17/10/2014 23:35	28.03	68.1	**4.49**	2.2
SR13	17/10/2014 5:40	28.05	67.2	**4.42**	3.1	SR13	17/10/2014 11:40	28.03	69.9	**4.61**	2.5	SR13	17/10/2014 17:40	28.04	67.7	**4.46**	1.6	SR13	17/10/2014 23:40	28.03	68.9	**4.54**	7.1
SR13	17/10/2014 5:45	28.06	67.1	**4.42**	3.1	SR13	17/10/2014 11:45	28.04	69.3	**4.57**	1.5	SR13	17/10/2014 17:45	28.03	67.8	**4.47**	2.0	SR13	17/10/2014 23:45	28.03	71.1	**4.68**	4.7
SR13	17/10/2014 5:50	28.06	67.1	**4.41**	2.8	SR13	17/10/2014 11:50	28.06	69.4	**4.57**	1.4	SR13	17/10/2014 17:50	28.03	68.2	**4.49**	1.9	SR13	17/10/2014 23:50	28.03	70.6	**4.65**	5.9
SR13	17/10/2014 5:55	28.06	66.5	**4.38**	2.9	SR13	17/10/2014 11:55	28.08	69.9	**4.60**	1.6	SR13	17/10/2014 17:55	28.03	67.8	**4.47**	2.1	SR13	17/10/2014 23:55	28.03	70.1	**4.62**	4.5

Station	Timestamp	NH_3 (mg/L)				Station	Timestamp	NH_3 (mg/L)			
SR4	17/10/2014 0:17	0.07				SR12	17/10/2014 0:17	0.09			
SR4	17/10/2014 0:37	0.05				SR12	17/10/2014 0:37	0.08			
SR4	17/10/2014 0:57	0.05				SR12	17/10/2014 0:57	0.08			
SR4	17/10/2014 1:17	0.06				SR12	17/10/2014 1:17	0.06			
SR4	17/10/2014 1:37	0.07				SR12	17/10/2014 1:37	0.06			
SR4	17/10/2014 1:57	0.07				SR12	17/10/2014 1:57	0.06			
SR4	17/10/2014 2:17	0.08				SR12	17/10/2014 2:17	0.07			
SR4	17/10/2014 2:37	0.08				SR12	17/10/2014 2:37	0.08			
SR4	17/10/2014 2:57	0.08				SR12	17/10/2014 2:57	0.09			
SR4	17/10/2014 3:17	0.06				SR12	17/10/2014 3:17	0.06			
SR4	17/10/2014 3:37	0.06				SR12	17/10/2014 3:37	0.08			
SR4	17/10/2014 3:57	0.06				SR12	17/10/2014 3:57	0.07			
SR4	17/10/2014 4:17	0.07				SR12	17/10/2014 4:17	0.05			
SR4	17/10/2014 4:37	0.08				SR12	17/10/2014 4:37	0.05			
SR4	17/10/2014 4:57	0.09				SR12	17/10/2014 4:57	0.07			
SR4	17/10/2014 5:17	0.06				SR12	17/10/2014 5:17	0.06			
SR4	17/10/2014 5:37	0.08				SR12	17/10/2014 5:37	0.05			
SR4	17/10/2014 5:57	0.07				SR12	17/10/2014 5:57	0.06			
SR4						SR12					
SR4	17/10/2014 6:37	0.07				SR12	17/10/2014 6:37	0.06			
SR4	17/10/2014 6:57	0.06				SR12	17/10/2014 6:57	0.06			
SR4	17/10/2014 7:17	0.07				SR12	17/10/2014 7:17	0.07			
SR4	17/10/2014 7:37	0.06				SR12	17/10/2014 7:37	0.07			
SR4	17/10/2014 7:57	0.05				SR12	17/10/2014 7:57	0.06			
SR4	17/10/2014 8:17	0.06				SR12	17/10/2014 8:17	0.07			
SR4	17/10/2014 8:37	0.08				SR12	17/10/2014 8:37	0.07			
SR4	17/10/2014 8:57	0.08				SR12	17/10/2014 8:57	0.06			
SR4	17/10/2014 9:17	0.08				SR12	17/10/2014 9:17	0.06			
SR4	17/10/2014 9:37	0.06				SR12	17/10/2014 9:37	0.06			
SR4	17/10/2014 9:57	0.07				SR12	17/10/2014 9:57	0.06			
SR4	17/10/2014 10:17	0.07				SR12	17/10/2014 10:17	0.05			
SR4	17/10/2014 10:37	0.08				SR12	17/10/2014 10:37	0.06			
SR4	17/10/2014 10:57	0.07				SR12	17/10/2014 10:57	0.06			
SR4	17/10/2014 11:17	0.07				SR12	17/10/2014 11:17	0.06			
SR4						SR12	17/10/2014 11:37	0.07			
SR4						SR12	17/10/2014 11:57	0.07			
SR4						SR12	17/10/2014 12:17	0.06			
SR4						SR12	17/10/2014 12:37	0.06			
SR4	17/10/2014 12:57	0.08				SR12	17/10/2014 12:57	0.06			
SR4	17/10/2014 13:17	0.08				SR12					
SR4	17/10/2014 13:37	0.07				SR12					
SR4	17/10/2014 13:57	0.05				SR12					
SR4	17/10/2014 14:17	0.06				SR12	17/10/2014 14:17	0.08			
SR4	17/10/2014 14:37	0.05				SR12	17/10/2014 14:37	0.06			
SR4	17/10/2014 14:57	0.05				SR12	17/10/2014 14:57	0.06			
SR4	17/10/2014 15:17	0.09				SR12	17/10/2014 15:17	0.06			
SR4	17/10/2014 15:37	0.06				SR12	17/10/2014 15:37	0.07			
SR4	17/10/2014 15:57	0.07				SR12	17/10/2014 15:57	0.06			
SR4	17/10/2014 16:17	0.07				SR12	17/10/2014 16:17	0.06			
SR4	17/10/2014 16:37	0.07				SR12	17/10/2014 16:37	0.06			
SR4	17/10/2014 16:57	0.05				SR12	17/10/2014 16:57	0.07			
SR4	17/10/2014 17:17	0.09				SR12	17/10/2014 17:17	0.06			
SR4	17/10/2014 17:37	0.07				SR12	17/10/2014 17:37	0.06			
SR4	17/10/2014 17:57	0.08				SR12	17/10/2014 17:57	0.07			
SR4	17/10/2014 18:17	0.08				SR12	17/10/2014 18:17	0.06			
SR4	17/10/2014 18:37	0.07				SR12	17/10/2014 18:37	0.06			
SR4	17/10/2014 18:57	0.06				SR12	17/10/2014 18:57	0.07			
SR4	17/10/2014 19:17	0.06				SR12	17/10/2014 19:17	0.06			
SR4	17/10/2014 19:37	0.06				SR12	17/10/2014 19:37	0.08			
SR4	17/10/2014 19:57	0.08				SR12	17/10/2014 19:57	0.08			
SR4	17/10/2014 20:17	0.08				SR12	17/10/2014 20:17	0.07			
SR4	17/10/2014 20:37	0.08				SR12	17/10/2014 20:37	0.06			
SR4	17/10/2014 20:57	0.07				SR12	17/10/2014 20:57	0.06			
SR4	17/10/2014 21:17	0.08				SR12	17/10/2014 21:17	0.07			
SR4	17/10/2014 21:37	0.07				SR12	17/10/2014 21:37	0.07			
SR4	17/10/2014 21:57	0.07				SR12	17/10/2014 21:57	0.07			
SR4	17/10/2014 22:17	0.07				SR12	17/10/2014 22:17	0.06			
SR4	17/10/2014 22:37	0.07				SR12	17/10/2014 22:37	0.06			
SR4	17/10/2014 22:57	0.07				SR12	17/10/2014 22:57	0.07			
SR4	17/10/2014 23:17	0.07				SR12	17/10/2014 23:17	0.07			
SR4	17/10/2014 23:37	0.07				SR12	17/10/2014 23:37	0.07			
SR4	17/10/2014 23:57	0.08				SR12	17/10/2014 23:57	0.06			

Remark: Fonts with underline: Action Level Exceedance
Fonts with bold and underline: Limit Level Exceedance
Automatic Instrument calibration of NH3-N monitor was carried out during 5:57-6:37 at SR4 and SR12.
SR4 monitoring station was under maintenance during 11:16-12:31.
SR12 monitoring station was under maintenance during 12:56-13:51.

Station	Timestamp	Temp (° C)	DO (%)	DO (mg/L)	Tur (NTU)	Station	Timestamp	Temp (° C)	DO (%)	DO (mg/L)	Tur (NTU)	Station	Timestamp	Temp (° C)	DO (%)	DO (mg/L)	Tur (NTU)	Station	Timestamp	Temp (°C)	DO (%)	DO (mg/L)	Tur (NTU)
SR4	18/10/2014 0:01	28.07	71.5	4.69	1.1	SR4	18/10/2014 6:01	27.96	70.9	4.66	0.2	SR4	18/10/2014 12:01	27.98	74.5	4.89	**10.4**	SR4	18/10/2014 18:01	28.09	75.8	4.97	1.8
SR4	18/10/2014 0:06	28.07	70.6	4.63	1.6	SR4	18/10/2014 6:06	27.98	70.8	4.65	0.3	SR4	18/10/2014 12:06	27.98	73.6	4.83	**10.7**	SR4	18/10/2014 18:06	28.09	75.9	4.97	1.8
SR4	18/10/2014 0:11	28.09	73.1	4.80	1.6	SR4	18/10/2014 6:11	27.99	71.4	4.69	0.5	SR4	18/10/2014 12:11	27.97	73.9	4.85	8.5	SR4	18/10/2014 18:11	28.09	75.2	4.93	1.4
SR4	18/10/2014 0:16	28.09	72.5	4.75	2.7	SR4	18/10/2014 6:16	27.98	70.9	4.66	1.1	SR4	18/10/2014 12:16	27.98	73.7	4.84	8.4	SR4	18/10/2014 18:16	28.08	75.0	4.91	1.4
SR4	18/10/2014 0:21	28.09	71.4	4.68	1.4	SR4	18/10/2014 6:21	28.00	71.8	4.71	0.8	SR4	18/10/2014 12:21	28.16	75.0	4.91	4.9	SR4	18/10/2014 18:21	28.08	75.3	4.94	1.9
SR4	18/10/2014 0:26	28.08	69.3	4.54	0.9	SR4	18/10/2014 6:26	28.00	72.3	4.74	0.4	SR4	18/10/2014 12:26	28.12	75.3	4.93	4.7	SR4	18/10/2014 18:26	28.08	74.5	4.88	1.3
SR4	18/10/2014 0:31	28.07	69.2	4.54	0.8	SR4	18/10/2014 6:31	27.99	72.3	4.75	0.6	SR4	18/10/2014 12:31	28.06	75.2	4.93	6.5	SR4	18/10/2014 18:31	28.07	74.3	4.87	1.3
SR4	18/10/2014 0:36	27.99	68.3	4.48	0.7	SR4	18/10/2014 6:36	27.99	72.7	4.77	0.9	SR4	18/10/2014 12:36	28.08	74.1	4.86	6.0	SR4	18/10/2014 18:36	28.07	73.5	4.82	1.1
SR4	18/10/2014 0:41	28.03	68.4	4.49	0.8	SR4	18/10/2014 6:41	27.99	72.4	4.76	1.2	SR4	18/10/2014 12:41	28.17	73.5	4.81	5.2	SR4	18/10/2014 18:41	28.07	75.2	4.93	1.3
SR4	18/10/2014 0:46	28.04	68.1	4.47	0.4	SR4	18/10/2014 6:46	27.99	73.0	4.79	0.8	SR4	18/10/2014 12:46	28.19	76.2	4.99	2.4	SR4	18/10/2014 18:46	28.07	76.3	5.00	1.3
SR4	18/10/2014 0:51	28.05	68.8	4.52	1.1	SR4	18/10/2014 6:51	27.99	73.0	4.79	0.9	SR4	18/10/2014 12:51	28.12	76.5	5.01	3.5	SR4	18/10/2014 18:51	28.05	74.7	4.90	1.4
SR4	18/10/2014 0:56	28.03	70.0	4.60	0.9	SR4	18/10/2014 6:56	27.99	72.6	4.77	1.2	SR4	18/10/2014 12:56	28.07	76.0	4.99	4.4	SR4	18/10/2014 18:56	28.06	74.2	4.86	1.3
SR4	18/10/2014 1:01	28.02	70.5	4.63	0.9	SR4	18/10/2014 7:01	27.99	72.4	4.76	2.4	SR4	18/10/2014 13:01	28.08	76.4	5.01	4.0	SR4	18/10/2014 19:01	28.06	73.5	4.82	1.2
SR4	18/10/2014 1:06	28.02	71.5	4.69	1.5	SR4	18/10/2014 7:06	27.98	72.8	4.78	0.6	SR4	18/10/2014 13:06	27.99	76.3	5.01	5.8	SR4	18/10/2014 19:06	28.06	73.5	4.82	1.4
SR4	18/10/2014 1:11	28.06	71.7	4.70	1.7	SR4	18/10/2014 7:11	27.98	72.3	4.75	1.5	SR4	18/10/2014 13:11	28.06	75.8	4.97	4.2	SR4	18/10/2014 19:11	28.06	74.0	4.85	2.7
SR4	18/10/2014 1:16	28.05	70.7	4.64	0.5	SR4	18/10/2014 7:16	27.97	71.9	4.72	1.6	SR4	18/10/2014 13:16	28.09	76.3	5.00	2.7	SR4	18/10/2014 19:16	28.05	74.6	4.89	2.3
SR4	18/10/2014 1:21	28.04	69.7	4.58	0.2	SR4	18/10/2014 7:21	27.96	72.2	4.75	0.8	SR4	18/10/2014 13:21	28.12	77.4	5.07	3.2	SR4	18/10/2014 19:21	28.04	74.5	4.89	2.1
SR4	18/10/2014 1:26	28.05	68.8	4.52	0.7	SR4	18/10/2014 7:26	27.96	71.9	4.73	1.0	SR4	18/10/2014 13:26	28.09	76.7	5.03	3.3	SR4	18/10/2014 19:26	28.05	73.6	4.83	1.4
SR4	18/10/2014 1:31	28.05	69.7	4.57	0.3	SR4	18/10/2014 7:31	27.96	72.1	4.74	1.0	SR4	18/10/2014 13:31	27.99	77.7	5.10	5.4	SR4	18/10/2014 19:31	28.05	73.5	4.82	1.4
SR4	18/10/2014 1:36	28.05	69.6	4.57	1.0	SR4	18/10/2014 7:36	27.96	72.3	4.75	0.9	SR4	18/10/2014 13:36	27.99	77.0	5.05	3.8	SR4	18/10/2014 19:36	28.06	73.1	4.79	1.7
SR4	18/10/2014 1:41	28.06	70.6	4.63	1.3	SR4	18/10/2014 7:41	27.96	72.2	4.74	1.1	SR4	18/10/2014 13:41	27.97	77.1	5.06	4.0	SR4	18/10/2014 19:41	28.05	72.9	4.78	1.5
SR4	18/10/2014 1:46	28.05	70.7	4.64	0.6	SR4	18/10/2014 7:46	27.97	72.2	4.74	1.1	SR4	18/10/2014 13:46	28.00	78.7	5.17	4.2	SR4	18/10/2014 19:46	28.04	72.5	4.76	1.6
SR4	18/10/2014 1:51	28.06	70.4	4.62	0.7	SR4	18/10/2014 7:51	27.97	72.2	4.74	1.7	SR4	18/10/2014 13:51	28.17	77.8	5.10	2.2	SR4	18/10/2014 19:51	28.04	73.5	4.82	2.3
SR4	18/10/2014 1:56	28.06	70.4	4.62	0.9	SR4	18/10/2014 7:56	27.98	74.4	4.89	1.4	SR4	18/10/2014 13:56	28.13	78.3	5.13	1.9	SR4	18/10/2014 19:56	28.03	74.0	4.85	2.2
SR4	18/10/2014 2:01	28.06	70.7	4.64	0.8	SR4	18/10/2014 8:01	27.98	75.6	4.96	3.0	SR4	18/10/2014 14:01	28.01	77.5	5.08	4.6	SR4	18/10/2014 20:01	28.03	74.9	4.91	2.1
SR4	18/10/2014 2:06	28.07	70.6	4.63	0.7	SR4	18/10/2014 8:06	27.98	75.6	4.96	1.4	SR4	18/10/2014 14:06	28.02	77.7	5.10	3.3	SR4	18/10/2014 20:06	28.03	74.0	4.86	2.3
SR4	18/10/2014 2:11	28.07	71.8	4.71	1.0	SR4	18/10/2014 8:11	27.99	75.6	4.96	1.1	SR4	18/10/2014 14:11	28.13	77.2	5.06	1.7	SR4	18/10/2014 20:11	28.04	73.2	4.80	1.7
SR4	18/10/2014 2:16	28.06	72.4	4.75	1.0	SR4	18/10/2014 8:16	27.98	75.3	4.95	1.5	SR4	18/10/2014 14:16	28.26	77.8	5.09	1.4	SR4	18/10/2014 20:16	28.04	73.4	4.81	2.3
SR4	18/10/2014 2:21	28.05	71.6	4.70	0.7	SR4	18/10/2014 8:21	27.98	75.4	4.95	2.4	SR4	18/10/2014 14:21	28.22	78.4	5.13	2.1	SR4	18/10/2014 20:21	28.03	74.7	4.90	1.8
SR4	18/10/2014 2:26	28.06	71.1	4.66	0.8	SR4	18/10/2014 8:26	27.98	75.6	4.96	1.3	SR4	18/10/2014 14:26	28.17	77.5	5.07	1.8	SR4	18/10/2014 20:26	28.04	74.6	4.89	1.8
SR4	18/10/2014 2:31	28.06	70.4	4.62	0.8	SR4	18/10/2014 8:31	27.99	74.9	4.92	2.4	SR4	18/10/2014 14:31	28.12	77.6	5.08	4.3	SR4	18/10/2014 20:31	28.04	74.2	4.87	1.8
SR4	18/10/2014 2:36	28.07	71.2	4.67	1.7	SR4	18/10/2014 8:36	27.99	74.7	4.91	4.5	SR4	18/10/2014 14:36	28.16	76.8	5.03	1.8	SR4	18/10/2014 20:36	28.04	74.6	4.89	2.5
SR4	18/10/2014 2:41	28.07	71.5	4.69	1.7	SR4	18/10/2014 8:41	27.98	75.3	4.94	2.3	SR4	18/10/2014 14:41	28.14	79.8	5.23	2.1	SR4	18/10/2014 20:41	28.04	75.0	4.92	1.9
SR4	18/10/2014 2:46	28.07	73.6	4.83	1.4	SR4	18/10/2014 8:46	27.99	73.8	4.85	3.0	SR4	18/10/2014 14:46	28.14	80.3	5.26	2.0	SR4	18/10/2014 20:46	28.04	75.7	4.97	1.9
SR4	18/10/2014 2:51	28.07	73.2	4.80	1.1	SR4	18/10/2014 8:51	27.99	73.9	4.85	1.5	SR4	18/10/2014 14:51	28.14	80.2	5.25	2.1	SR4	18/10/2014 20:51	28.04	75.8	4.97	2.1
SR4	18/10/2014 2:56	28.07	72.6	4.76	1.1	SR4	18/10/2014 8:56	27.99	74.5	4.89	2.3	SR4	18/10/2014 14:56	28.20	80.3	5.25	1.8	SR4	18/10/2014 20:56	28.04	76.1	4.99	2.3
SR4	18/10/2014 3:01	28.06	71.2	4.67	0.7	SR4	18/10/2014 9:01	28.00	75.1	4.93	2.2	SR4	18/10/2014 15:01	28.18	79.9	5.23	1.3	SR4	18/10/2014 21:01	28.03	77.0	5.05	2.2
SR4	18/10/2014 3:06	28.06	72.1	4.73	1.1	SR4	18/10/2014 9:06	28.00	75.0	4.92	1.7	SR4	18/10/2014 15:06	28.19	79.6	5.21	1.2	SR4	18/10/2014 21:06	28.03	77.3	5.07	2.3
SR4	18/10/2014 3:11	28.06	71.8	4.71	0.7	SR4	18/10/2014 9:11	28.01	74.9	4.92	1.6	SR4	18/10/2014 15:11	28.15	79.8	5.22	1.5	SR4	18/10/2014 21:11	28.03	77.2	5.06	1.6
SR4	18/10/2014 3:16	28.05	71.6	4.70	0.4	SR4	18/10/2014 9:16	28.01	75.1	4.93	1.4	SR4	18/10/2014 15:16	28.13	79.6	5.21	1.1	SR4	18/10/2014 21:16	28.03	77.7	5.10	1.7
SR4	18/10/2014 3:21	28.05	70.7	4.64	0.8	SR4	18/10/2014 9:21	28.01	74.8	4.91	1.7	SR4	18/10/2014 15:21	28.11	78.7	5.16	1.2	SR4	18/10/2014 21:21	28.03	77.2	5.06	1.5
SR4	18/10/2014 3:26	28.06	71.1	4.66	0.9	SR4	18/10/2014 9:26	28.02	75.3	4.94	1.6	SR4	18/10/2014 15:26	28.11	78.5	5.14	0.8	SR4	18/10/2014 21:26	28.03	76.0	4.99	1.6
SR4	18/10/2014 3:31	28.06	71.3	4.68	0.7	SR4	18/10/2014 9:31	28.02	75.0	4.92	1.7	SR4	18/10/2014 15:31	28.12	79.8	5.23	2.4	SR4	18/10/2014 21:31	28.03	75.0	4.92	1.6
SR4	18/10/2014 3:36	28.07	72.0	4.72	0.7	SR4	18/10/2014 9:36	28.02	74.6	4.89	1.8	SR4	18/10/2014 15:36	28.14	78.6	5.15	1.3	SR4	18/10/2014 21:36	28.02	75.3	4.94	1.2
SR4	18/10/2014 3:41	28.06	70.5	4.62	1.1	SR4	18/10/2014 9:41	28.03	75.3	4.94	2.2	SR4	18/10/2014 15:41	28.14	77.5	5.07	3.4	SR4	18/10/2014 21:41	28.02	75.8	4.97	1.2
SR4	18/10/2014 3:46	28.07	71.6	4.69	0.6	SR4	18/10/2014 9:46	28.06	76.3	5.01	1.0	SR4	18/10/2014 15:46	28.13	77.4	5.07	4.2	SR4	18/10/2014 21:46	28.02	75.7	4.97	1.3
SR4	18/10/2014 3:51	28.07	71.6	4.70	1.2	SR4	18/10/2014 9:51	28.04	75.0	4.92	2.2	SR4	18/10/2014 15:51	28.13	78.3	5.13	2.6	SR4	18/10/2014 21:51	28.02	75.8	4.98	1.9
SR4	18/10/2014 3:56	28.07	72.3	4.74	0.9	SR4	18/10/2014 9:56	28.03	74.5	4.89	3.3	SR4	18/10/2014 15:56	28.12	77.3	5.06	1.8	SR4	18/10/2014 21:56	28.02	76.5	5.02	2.0
SR4	18/10/2014 4:01	28.06	72.5	4.76	0.8	SR4	18/10/2014 10:01	28.03	74.7	4.90	4.2	SR4	18/10/2014 16:01	28.12	78.4	5.14	2.4	SR4	18/10/2014 22:01	28.02	76.3	5.01	1.4
SR4	18/10/2014 4:06	28.06	72.4	4.75	0.7	SR4	18/10/2014 10:06	28.02	74.5	4.89	3.5	SR4	18/10/2014 16:06	28.12	78.6	5.15	1.4	SR4	18/10/2014 22:06	28.02	75.5	4.96	1.4
SR4	18/10/2014 4:11	28.05	72.4	4.75	0.6	SR4	18/10/2014 10:11	28.03	74.6	4.90	2.4	SR4	18/10/2014 16:11	28.12	78.1	5.12	3.1	SR4	18/10/2014 22:11	28.01	76.2	5.00	1.6
SR4	18/10/2014 4:16	28.05	71.5	4.69	0.4	SR4	18/10/2014 10:16	28.03	74.5	4.89	3.3	SR4	18/10/2014 16:16	28.11	77.7	5.09	1.6	SR4	18/10/2014 22:16	28.01	76.7	5.03	1.6
SR4	18/10/2014 4:21	28.06	71.1	4.66	0.6	SR4	18/10/2014 10:21	28.03	74.4	4.88	2.7	SR4	18/10/2014 16:21	28.12	75.8	4.97	1.2	SR4	18/10/2014 22:21	28.01	76.0	4.99	1.2
SR4	18/10/2014 4:26	28.06	71.5	4.69	0.9	SR4	18/10/2014 10:26	28.03	74.0	4.86	3.2	SR4	18/10/2014 16:26	28.13	74.9	4.90	2.1	SR4	18/10/2014 22:26	28.01	75.9	4.98	1.0
SR4	18/10/2014 4:31	28.06	70.9	4.65	1.3	SR4	18/10/2014 10:31	28.03	75.7	4.97	3.1	SR4	18/10/2014 16:31	28.12	77.0	5.05	1.8	SR4	18/10/2014 22:31	27.99	73.5	4.83	0.8
SR4	18/10/2014 4:36	28.05	71.8	4.71	0.7	SR4	18/10/2014 10:36	28.02	75.3	4.94	2.7	SR4	18/10/2014 16:36	28.11	76.2	4.99	1.6	SR4	18/10/2014 22:36	27.99	74.2	4.87	1.8
SR4	18/10/2014 4:41	28.04	72.8	4.78	0.6	SR4	18/10/2014 10:41	28.02	75.1	4.93	3.6	SR4	18/10/2014 16:41	28.12	76.3	5.00	1.5	SR4	18/10/2014 22:41	27.95	72.5	4.77	0.6
SR4	18/10/2014 4:46	28.04	73.0	4.79	0.5	SR4	18/10/2014 10:46	28.04	76.6	5.02	3.0	SR4	18/10/2014 16:46	28.12	77.6	5.08	1.9	SR4	18/10/2014 22:46	27.97	71.4	4.69	0.8
SR4	18/10/2014 4:51	28.04	72.7	4.77	1.4	SR4	18/10/2014 10:51	28.04	76.1	4.99	4.7	SR4	18/10/2014 16:51	28.12	76.6	5.02	1.6	SR4	18/10/2014 22:51	27.99	73.7	4.84	0.6
SR4	18/10/2014 4:56	28.02	73.1	4.80	0.7	SR4	18/10/2014 10:56	28.05	76.3	5.01	2.2	SR4	18/10/2014 16:56	28.13	76.1	4.98	1.2	SR4	18/10/2014 22:56	28.00	75.2	4.93	0.7
SR4	18/10/2014 5:01	28.04	73.3	4.81	1.0	SR4	18/10/2014 11:01	28.03	75.7	4.97	3.7	SR4	18/10/2014 17:01	28.13	76.8	5.03	1.3	SR4	18/10/2014 23:01	28.00	74.4	4.89	0.4
SR4	18/10/2014 5:06	28.04	72.5	4.76	0.6	SR4	18/10/2014 11:06	28.01	75.6	4.96	5.9	SR4	18/10/2014 17:06	28.13	76.8	5.03	1.0	SR4	18/10/2014 23:06	28.00	74.0	4.86	1.2
SR4	18/10/2014 5:11	28.03	73.1	4.80	0.7	SR4	18/10/2014 11:11	28.00	75.7	4.97	4.9	SR4	18/10/2014 17:11	28.12	76.3	5.00	0.4	SR4	18/10/2014 23:11	28.00	74.0	4.86	0.9
SR4	18/10/2014 5:16	28.03	72.7	4.77	0.7	SR4	18/10/2014 11:16	28.00	75.9	4.98	4.0	SR4	18/10/2014 17:16	28.12	75.8	4.97	0.9	SR4	18/10/2014 23:16	28.00	73.0	4.79	0.8
SR4	18/10/2014 5:21	28.01	72.1	4.73	0.4	SR4	18/10/2014 11:21	27.99	76.0	4.99	4.2	SR4	18/10/2014 17:21	28.10	76.2	4.99	1.2	SR4	18/10/2014 23:21	27.97	73.0	4.80	0.5
SR4	18/10/2014 5:26	28.02	71.9	4.72	0.7	SR4	18/10/2014 11:26	28.00	76.4	5.02	3.7	SR4	18/10/2014 17:26	28.09	76.8	5.03	0.9	SR4	18/10/2014 23:26	28.00	72.5	4.76	0.8
SR4	18/10/2014 5:31	28.01	71.9	4.72	0.4	SR4	18/10/2014 11:31	28.02	77.3	5.07	3.6	SR4	18/10/2014 17:31	28.09	76.1	4.99	1.2	SR4	18/10/2014 23:31	28.00	73.1	4.80	1.0
SR4	18/10/2014 5:36	28.01	71.9	4.72	0.3	SR4	18/10/2014 11:36	28.03	76.7	5.03	3.8	SR4	18/10/2014 17:36	28.09	76.1	4.99	1.2	SR4	18/10/2014 23:36	28.00	71.9	4.72	0.1
SR4	18/10/2014 5:41	28.01	72.7	4.77	0.6	SR4	18/10/2014 11:41	28.03	77.7	5.10	3.4	SR4	18/10/2014 17:41	28.09	74.9	4.91	0.7	SR4	18/10/2014 23:41	27.99	73.0	4.79	1.5
SR4	18/10/2014 5:46	28.01	71.8	4.71	0.3	SR4	18/10/2014 11:46	28.05	78.2	5.13	2.3	SR4	18/10/2014 17:46	28.10	75.6	4.96	1.6	SR4	18/10/2014 23:46	28.00	73.4	4.82	0.9
SR4	18/10/2014 5:51	28.01	72.0	4.73	0.4	SR4	18/10/2014 11:51	28.05	77.8	5.11	6.3	SR4	18/10/2014 17:51	28.10	75.9	4.97	1.2	SR4	18/10/2014 23:51	27.99	73.4	4.82	0.9
SR4	18/10/2014 5:56	28.00	72.0	4.73	1.7	SR4	18/10/2014 11:56	27.99	75.8	4.98	9.3	SR4	18/10/2014 17:56	28.10	75.0	4.91	2.2	SR4	18/10/2014 23:56	28.00	72.7	4.78	0.6

Station	Timestamp	Temp (° C)	DO (%)	DO (mg/L)	Tur (NTU)	Station	Timestamp	Temp (° C)	DO (%)	DO (mg/L)	Tur (NTU)	Station	Timestamp	Temp (° C)	DO (%)	DO (mg/L)	Tur (NTU)	Station	Timestamp	Temp (°C)	DO (%)	DO (mg/L)	Tur (NTU)
SR5	18/10/2014 0:00	27.95	80.6	**5.27**	1.8	SR5	18/10/2014 6:00	27.89	77.1	**5.05**	1.1	SR5	18/10/2014 12:00	27.54	94.5	6.26	0.3	SR5	18/10/2014 18:00	27.79	82.3	5.41	2.5
SR5	18/10/2014 0:05	27.95	81.0	**5.30**	1.6	SR5	18/10/2014 6:05	27.90	76.6	**5.01**	1.5	SR5	18/10/2014 12:05	27.58	96.9	6.41	0.5	SR5	18/10/2014 18:05	27.77	82.6	5.43	2.3
SR5	18/10/2014 0:10	27.93	80.8	**5.29**	1.3	SR5	18/10/2014 6:10	27.89	76.1	**4.98**	1.3	SR5	18/10/2014 12:10	27.58	97.9	6.48	0.1	SR5	18/10/2014 18:10	27.78	82.5	5.42	2.3
SR5	18/10/2014 0:15	27.92	81.9	**5.36**	1.4	SR5	18/10/2014 6:15	27.86	76.1	**4.98**	1.2	SR5	18/10/2014 12:15	27.57	99.2	6.56	0.5	SR5	18/10/2014 18:15	27.79	81.8	**5.37**	2.3
SR5	18/10/2014 0:20	27.91	81.6	**5.34**	1.1	SR5	18/10/2014 6:20	27.90	76.6	**5.01**	1.4	SR5	18/10/2014 12:20	27.54	98.0	6.49	0.9	SR5	18/10/2014 18:20	27.82	81.8	**5.37**	2.2
SR5	18/10/2014 0:25	27.89	81.5	**5.34**	1.2	SR5	18/10/2014 6:25	27.91	76.0	**4.97**	1.3	SR5	18/10/2014 12:25	27.55	96.7	6.40	0.4	SR5	18/10/2014 18:25	27.81	81.1	**5.33**	2.2
SR5	18/10/2014 0:30	27.90	81.8	**5.36**	1.4	SR5	18/10/2014 6:30	27.92	76.3	**4.99**	1.1	SR5	18/10/2014 12:30	27.56	97.7	6.46	0.2	SR5	18/10/2014 18:30	27.83	81.1	**5.32**	2.4
SR5	18/10/2014 0:35	27.92	81.8	**5.35**	1.2	SR5	18/10/2014 6:35	27.91	75.8	**4.96**	1.0	SR5	18/10/2014 12:35	27.56	99.5	6.59	0.2	SR5	18/10/2014 18:35	27.82	81.1	**5.32**	2.4
SR5	18/10/2014 0:40	27.90	81.8	**5.36**	1.0	SR5	18/10/2014 6:40	27.89	75.6	**4.95**	1.3	SR5	18/10/2014 12:40	27.61	101.6	6.72	1.0	SR5	18/10/2014 18:40	27.82	80.6	**5.29**	2.1
SR5	18/10/2014 0:45	27.89	82.3	5.39	1.4	SR5	18/10/2014 6:45	27.91	75.4	**4.93**	1.3	SR5	18/10/2014 12:45	27.67	102.2	6.76	0.2	SR5	18/10/2014 18:45	27.84	80.6	**5.28**	2.3
SR5	18/10/2014 0:50	27.90	82.2	**5.38**	1.5	SR5	18/10/2014 6:50	27.90	75.2	**4.92**	1.1	SR5	18/10/2014 12:50	27.68	101.3	6.70	0.1	SR5	18/10/2014 18:50	27.83	80.8	**5.30**	2.3
SR5	18/10/2014 0:55	27.91	81.6	**5.35**	1.1	SR5	18/10/2014 6:55	27.91	75.6	**4.95**	1.7	SR5	18/10/2014 12:55	27.64	100.1	6.62	0.5	SR5	18/10/2014 18:55	27.84	80.0	**5.25**	2.1
SR5	18/10/2014 1:00	27.92	81.5	**5.34**	1.1	SR5	18/10/2014 7:00	27.90	75.3	**4.93**	0.9	SR5	18/10/2014 13:00	27.67	100.4	6.64	0.5	SR5	18/10/2014 19:00	27.85	80.2	**5.26**	2.3
SR5	18/10/2014 1:05	27.92	81.8	**5.36**	1.4	SR5	18/10/2014 7:05	27.91	75.3	**4.92**	1.0	SR5	18/10/2014 13:05	27.68	101.0	6.67	0.3	SR5	18/10/2014 19:05	27.81	79.6	**5.22**	2.3
SR5	18/10/2014 1:10	27.91	82.2	**5.38**	1.4	SR5	18/10/2014 7:10	27.92	75.5	**4.94**	1.0	SR5	18/10/2014 13:10	27.69	101.2	6.69	0.2	SR5	18/10/2014 19:10	27.84	78.8	**5.17**	2.3
SR5	18/10/2014 1:15	27.92	81.7	**5.35**	1.2	SR5	18/10/2014 7:15	27.92	76.2	**4.98**	1.1	SR5	18/10/2014 13:15	27.69	101.7	6.72	0.1	SR5	18/10/2014 19:15	27.84	78.7	**5.16**	2.2
SR5	18/10/2014 1:20	27.91	81.8	**5.36**	1.4	SR5	18/10/2014 7:20	27.91	76.6	**5.01**	1.1	SR5	18/10/2014 13:20	27.72	102.0	6.74	1.3	SR5	18/10/2014 19:20	27.85	79.3	**5.20**	3.1
SR5	18/10/2014 1:25	27.89	81.9	**5.37**	1.2	SR5	18/10/2014 7:25	27.91	76.5	**5.01**	0.9	SR5	18/10/2014 13:25	27.72	102.6	6.77	0.4	SR5	18/10/2014 19:25	27.82	79.8	**5.24**	3.1
SR5	18/10/2014 1:30	27.90	81.9	**5.37**	1.0	SR5	18/10/2014 7:30	27.98	77.7	**5.07**	1.1	SR5	18/10/2014 13:30	27.62	99.4	6.57	0.5	SR5	18/10/2014 19:30	27.81	79.4	**5.21**	3.0
SR5	18/10/2014 1:35	27.92	81.6	**5.34**	0.9	SR5	18/10/2014 7:35	27.96	76.5	**5.00**	1.2	SR5	18/10/2014 13:35	27.58	97.0	6.42	0.3	SR5	18/10/2014 19:35	27.85	79.2	**5.19**	3.3
SR5	18/10/2014 1:40	27.88	82.0	**5.37**	1.1	SR5	18/10/2014 7:40	27.81	80.8	**5.30**	0.6	SR5	18/10/2014 13:40	27.64	99.4	6.57	0.3	SR5	18/10/2014 19:40	27.84	78.2	**5.13**	3.3
SR5	18/10/2014 1:45	27.88	81.7	**5.35**	0.9	SR5	18/10/2014 7:45	27.83	81.2	**5.32**	0.7	SR5	18/10/2014 13:45	27.62	98.2	6.50	0.7	SR5	18/10/2014 19:45	27.88	79.5	**5.21**	2.8
SR5	18/10/2014 1:50	27.89	81.8	**5.36**	1.1	SR5	18/10/2014 7:50	27.83	81.7	**5.36**	0.5	SR5	18/10/2014 13:50	27.63	97.9	6.47	0.3	SR5	18/10/2014 19:50	27.89	79.7	**5.22**	2.8
SR5	18/10/2014 1:55	27.92	81.8	**5.36**	1.1	SR5	18/10/2014 7:55	27.81	82.5	5.41	0.5	SR5	18/10/2014 13:55	27.65	98.8	6.53	0.1	SR5	18/10/2014 19:55	27.88	79.1	**5.18**	3.2
SR5	18/10/2014 2:00	27.91	81.6	**5.35**	1.2	SR5	18/10/2014 8:00	27.81	81.6	**5.35**	0.7	SR5	18/10/2014 14:00	27.68	99.4	6.57	0.5	SR5	18/10/2014 20:00	27.88	79.0	**5.17**	2.7
SR5	18/10/2014 2:05	27.93	81.5	**5.33**	1.2	SR5	18/10/2014 8:05	27.81	82.5	5.41	0.3	SR5	18/10/2014 14:05	27.65	99.0	6.55	0.3	SR5	18/10/2014 20:05	27.88	78.9	**5.17**	2.8
SR5	18/10/2014 2:10	27.90	80.9	**5.30**	1.1	SR5	18/10/2014 8:10	27.82	81.7	**5.36**	0.5	SR5	18/10/2014 14:10	27.68	98.9	6.54	0.4	SR5	18/10/2014 20:10	27.83	77.7	**5.10**	2.7
SR5	18/10/2014 2:15	27.91	81.1	**5.31**	1.0	SR5	18/10/2014 8:15	27.83	81.1	**5.32**	0.5	SR5	18/10/2014 14:15	27.66	99.7	6.59	0.3	SR5	18/10/2014 20:15	27.80	77.3	**5.07**	2.6
SR5	18/10/2014 2:20	27.90	81.2	**5.31**	1.1	SR5	18/10/2014 8:20	27.79	82.3	5.40	0.6	SR5	18/10/2014 14:20	27.68	100.3	6.63	0.4	SR5	18/10/2014 20:20	27.87	78.3	**5.13**	2.8
SR5	18/10/2014 2:25	27.91	81.5	**5.34**	1.1	SR5	18/10/2014 8:25	27.79	82.4	5.40	0.4	SR5	18/10/2014 14:25	27.70	101.2	6.69	0.6	SR5	18/10/2014 20:25	27.89	78.7	**5.15**	3.1
SR5	18/10/2014 2:30	27.91	81.1	**5.31**	1.2	SR5	18/10/2014 8:30	27.80	82.3	5.40	0.5	SR5	18/10/2014 14:30	27.70	102.0	6.73	0.4	SR5	18/10/2014 20:30	27.85	76.7	**5.02**	2.3
SR5	18/10/2014 2:35	27.89	80.0	**5.24**	1.1	SR5	18/10/2014 8:35	27.80	82.1	5.39	0.9	SR5	18/10/2014 14:35	27.69	98.2	6.48	0.4	SR5	18/10/2014 20:35	27.87	76.1	**4.98**	2.6
SR5	18/10/2014 2:40	27.91	79.8	**5.23**	1.3	SR5	18/10/2014 8:40	27.81	82.3	5.40	0.9	SR5	18/10/2014 14:40	27.70	99.2	6.55	0.6	SR5	18/10/2014 20:40	27.89	77.6	**5.08**	3.5
SR5	18/10/2014 2:45	27.90	79.3	**5.20**	0.9	SR5	18/10/2014 8:45	27.82	82.3	5.40	0.7	SR5	18/10/2014 14:45	27.53	94.5	6.26	0.6	SR5	18/10/2014 20:45	27.91	78.9	**5.16**	3.5
SR5	18/10/2014 2:50	27.88	78.0	**5.11**	1.2	SR5	18/10/2014 8:50	27.85	82.7	5.42	1.1	SR5	18/10/2014 14:50	27.61	95.8	6.33	0.7	SR5	18/10/2014 20:50	27.92	79.5	**5.20**	3.8
SR5	18/10/2014 2:55	27.89	77.8	**5.10**	1.5	SR5	18/10/2014 8:55	27.81	82.9	5.44	0.5	SR5	18/10/2014 14:55	27.65	97.6	6.45	0.4	SR5	18/10/2014 20:55	27.90	78.1	**5.11**	3.3
SR5	18/10/2014 3:00	27.89	78.0	**5.11**	1.5	SR5	18/10/2014 9:00	27.81	83.5	5.48	0.6	SR5	18/10/2014 15:00	27.68	98.7	6.52	0.4	SR5	18/10/2014 21:00	27.89	77.9	**5.10**	3.0
SR5	18/10/2014 3:05	27.89	78.1	**5.11**	1.1	SR5	18/10/2014 9:05	27.79	84.4	5.54	0.2	SR5	18/10/2014 15:05	27.66	97.9	6.47	0.7	SR5	18/10/2014 21:05	27.90	78.0	**5.11**	3.1
SR5	18/10/2014 3:10	27.88	77.5	**5.08**	1.0	SR5	18/10/2014 9:10	27.77	83.2	5.46	0.4	SR5	18/10/2014 15:10	27.70	97.9	6.47	0.1	SR5	18/10/2014 21:10	27.91	79.3	**5.19**	3.2
SR5	18/10/2014 3:15	27.88	77.2	**5.06**	1.0	SR5	18/10/2014 9:15	27.81	83.5	5.48	0.6	SR5	18/10/2014 15:15	27.67	98.4	6.50	0.6	SR5	18/10/2014 21:15	27.90	76.9	**5.03**	3.6
SR5	18/10/2014 3:20	27.87	77.1	**5.05**	1.0	SR5	18/10/2014 9:20	27.76	83.7	5.50	0.5	SR5	18/10/2014 15:20	27.67	98.3	6.49	0.1	SR5	18/10/2014 21:20	27.91	78.2	**5.12**	4.0
SR5	18/10/2014 3:25	27.87	76.7	**5.03**	1.5	SR5	18/10/2014 9:25	27.72	84.4	5.55	0.7	SR5	18/10/2014 15:25	27.65	97.7	6.45	0.5	SR5	18/10/2014 21:25	27.92	76.7	**5.02**	3.9
SR5	18/10/2014 3:30	27.86	76.5	**5.01**	1.0	SR5	18/10/2014 9:30	27.74	84.0	5.52	0.6	SR5	18/10/2014 15:30	27.64	96.5	6.37	0.6	SR5	18/10/2014 21:30	27.82	81.9	**5.37**	2.2
SR5	18/10/2014 3:35	27.85	76.1	**4.99**	1.2	SR5	18/10/2014 9:35	27.71	85.1	5.60	0.8	SR5	18/10/2014 15:35	27.63	95.2	6.29	0.6	SR5	18/10/2014 21:35	27.85	82.4	5.40	1.8
SR5	18/10/2014 3:40	27.84	75.1	**4.93**	1.1	SR5	18/10/2014 9:40	27.72	84.0	5.52	0.7	SR5	18/10/2014 15:40	27.62	96.3	6.36	1.0	SR5	18/10/2014 21:40	27.84	82.3	5.39	2.1
SR5	18/10/2014 3:45	27.84	74.9	**4.91**	1.3	SR5	18/10/2014 9:45	27.69	85.6	5.63	0.3	SR5	18/10/2014 15:45	27.61	94.4	6.24	1.4	SR5	18/10/2014 21:45	27.85	82.8	5.42	1.9
SR5	18/10/2014 3:50	27.85	74.3	**4.87**	0.9	SR5	18/10/2014 9:50	27.57	87.8	5.80	0.4	SR5	18/10/2014 15:50	27.59	93.5	6.18	1.3	SR5	18/10/2014 21:50	27.87	82.3	5.39	2.1
SR5	18/10/2014 3:55	27.85	74.9	**4.91**	0.8	SR5	18/10/2014 9:55	27.64	86.3	5.68	0.5	SR5	18/10/2014 15:55	27.60	93.4	6.17	1.0	SR5	18/10/2014 21:55	27.86	81.7	**5.35**	1.8
SR5	18/10/2014 4:00	27.84	73.9	**4.84**	0.8	SR5	18/10/2014 10:00	27.60	87.6	5.78	0.4	SR5	18/10/2014 16:00	27.60	93.3	6.17	2.1	SR5	18/10/2014 22:00	27.87	81.9	**5.36**	2.0
SR5	18/10/2014 4:05	27.85	74.4	**4.88**	0.8	SR5	18/10/2014 10:05	27.59	87.7	5.79	0.3	SR5	18/10/2014 16:05	27.60	94.3	6.24	1.0	SR5	18/10/2014 22:05	27.87	81.6	**5.34**	2.1
SR5	18/10/2014 4:10	27.86	75.0	**4.91**	1.1	SR5	18/10/2014 10:10	27.59	88.0	5.80	0.3	SR5	18/10/2014 16:10	27.65	97.0	6.41	1.8	SR5	18/10/2014 22:10	27.87	82.2	**5.38**	2.0
SR5	18/10/2014 4:15	27.84	74.4	**4.88**	1.0	SR5	18/10/2014 10:15	27.57	89.0	5.87	0.4	SR5	18/10/2014 16:15	27.58	92.5	6.12	3.0	SR5	18/10/2014 22:15	27.88	81.8	**5.35**	2.0
SR5	18/10/2014 4:20	27.84	74.2	**4.87**	1.2	SR5	18/10/2014 10:20	27.59	89.3	5.89	0.5	SR5	18/10/2014 16:20	27.59	92.9	6.14	2.2	SR5	18/10/2014 22:20	27.86	81.6	**5.34**	2.0
SR5	18/10/2014 4:25	27.84	73.9	**4.84**	1.2	SR5	18/10/2014 10:25	27.58	88.8	5.86	0.7	SR5	18/10/2014 16:25	27.61	93.7	6.20	1.8	SR5	18/10/2014 22:25	27.86	82.0	**5.37**	1.7
SR5	18/10/2014 4:30	27.85	75.2	**4.93**	1.0	SR5	18/10/2014 10:30	27.59	89.2	5.89	0.4	SR5	18/10/2014 16:30	27.60	91.0	6.01	2.5	SR5	18/10/2014 22:30	27.82	83.0	5.44	1.4
SR5	18/10/2014 4:35	27.86	74.1	**4.86**	1.3	SR5	18/10/2014 10:35	27.59	89.0	5.87	0.8	SR5	18/10/2014 16:35	27.60	89.8	5.93	2.7	SR5	18/10/2014 22:35	27.79	83.8	5.50	1.5
SR5	18/10/2014 4:40	27.84	74.2	**4.86**	0.9	SR5						SR5	18/10/2014 16:40	27.64	89.4	5.90	2.6	SR5	18/10/2014 22:40	27.77	84.3	5.53	1.6
SR5	18/10/2014 4:45	27.82	75.2	**4.93**	0.9	SR5						SR5	18/10/2014 16:45	27.64	90.1	5.95	1.8	SR5	18/10/2014 22:45	27.76	84.4	5.54	1.5
SR5	18/10/2014 4:50	27.85	75.2	**4.93**	1.1	SR5						SR5	18/10/2014 16:50	27.69	87.6	5.77	2.5	SR5	18/10/2014 22:50	27.77	84.4	5.54	1.5
SR5	18/10/2014 4:55	27.81	74.3	**4.87**	0.8	SR5	18/10/2014 10:55	27.37	93.1	6.17	0.2	SR5	18/10/2014 16:55	27.69	87.4	5.76	2.4	SR5	18/10/2014 22:55	27.77	84.4	5.54	1.5
SR5	18/10/2014 5:00	27.85	77.1	**5.05**	1.0	SR5	18/10/2014 11:00	27.38	92.5	6.13	0.5	SR5	18/10/2014 17:00	27.71	86.6	5.71	2.3	SR5	18/10/2014 23:00	27.74	85.4	5.62	1.5
SR5	18/10/2014 5:05	27.85	77.2	**5.06**	1.0	SR5	18/10/2014 11:05	27.33	92.6	6.14	0.8	SR5	18/10/2014 17:05	27.71	86.2	5.68	2.5	SR5	18/10/2014 23:05	27.71	86.2	5.67	1.3
SR5	18/10/2014 5:10	27.88	77.6	**5.08**	0.9	SR5	18/10/2014 11:10	27.37	91.7	6.08	0.9	SR5	18/10/2014 17:10	27.69	86.4	5.69	2.7	SR5	18/10/2014 23:10	27.74	85.7	5.63	1.6
SR5	18/10/2014 5:15	27.85	76.9	**5.04**	1.4	SR5	18/10/2014 11:15	27.36	93.3	6.19	1.2	SR5	18/10/2014 17:15	27.77	85.2	5.60	2.9	SR5	18/10/2014 23:15	27.73	85.8	5.64	1.4
SR5	18/10/2014 5:20	27.83	76.3	**5.00**	1.0	SR5	18/10/2014 11:20	27.34	93.2	6.18	1.2	SR5	18/10/2014 17:20	27.75	85.4	5.62	2.4	SR5	18/10/2014 23:20	27.74	85.6	5.62	1.0
SR5	18/10/2014 5:25	27.88	76.9	**5.04**	1.0	SR5	18/10/2014 11:25	27.36	92.3	6.12	0.8	SR5	18/10/2014 17:25	27.69	86.7	5.71	2.0	SR5	18/10/2014 23:25	27.73	85.4	5.61	1.2
SR5	18/10/2014 5:30	27.88	77.4	**5.07**	1.4	SR5	18/10/2014 11:30	27.35	92.9	6.16	0.2	SR5	18/10/2014 17:30	27.76	84.7	5.57	2.7	SR5	18/10/2014 23:30	27.75	85.6	5.63	1.3
SR5	18/10/2014 5:35	27.85	77.1	**5.05**	1.6	SR5	18/10/2014 11:35	27.35	93.9	6.24	0.2	SR5	18/10/2014 17:35	27.77	84.4	5.54	2.5	SR5	18/10/2014 23:35	27.78	85.9	5.64	1.3
SR5	18/10/2014 5:40	27.90	77.5	**5.07**	1.3	SR5	18/10/2014 11:40	27.42	95.6	6.34	0.2	SR5	18/10/2014 17:40	27.76	83.8	5.51	2.1	SR5	18/10/2014 23:40	27.78	85.7	5.63	1.1
SR5	18/10/2014 5:45	27.88	77.6	**5.08**	1.1	SR5	18/10/2014 11:45	27.42	93.5	6.20	0.2	SR5	18/10/2014 17:45	27.77	83.8	5.51	2.3	SR5	18/10/2014 23:45	27.78	85.4	5.61	1.1
SR5	18/10/2014 5:50	27.92	77.2	**5.05**	1.2	SR5	18/10/2014 11:50	27.53	95.9	6.35	0.5	SR5	18/10/2014 17:50	27.76	83.2	5.47	2.5	SR5	18/10/2014 23:50	27.77	84.7	5.57	1.0
SR5	18/10/2014 5:55	27.89	76.6	**5.01**	1.6	SR5	18/10/2014 11:55	27.54	96.7	6.40	0.1	SR5	18/10/2014 17:55	27.77	82.7	5.44	2.3	SR5	18/10/2014 23:55	27.77	85.1	5.59	1.1

Station	Timestamp	Temp (° C)	DO (%)	DO (mg/L)	Tur (NTU)	Station	Timestamp	Temp (° C)	DO (%)	DO (mg/L)	Tur (NTU)	Station	Timestamp	Temp (° C)	DO (%)	DO (mg/L)	Tur (NTU)	Station	Timestamp	Temp (°C)	DO (%)	DO (mg/L)	Tur (NTU)
SR9	18/10/2014 0:00	26.95	92.3	6.10	8.0	SR9	18/10/2014 6:00	26.77	79.8	5.29	7.6	SR9	18/10/2014 12:00	26.87	91.4	6.05	5.4	SR9	18/10/2014 18:00	27.08	95.9	6.33	4.0
SR9	18/10/2014 0:05	26.95	92.3	6.10	8.0	SR9	18/10/2014 6:05	26.77	80.6	5.34	7.6	SR9	18/10/2014 12:05	26.89	92.2	6.10	5.4	SR9	18/10/2014 18:05	27.11	97.7	6.45	4.1
SR9	18/10/2014 0:10	26.94	92.3	6.10	9.2	SR9	18/10/2014 6:10	26.77	79.2	5.25	7.4	SR9	18/10/2014 12:10	26.96	93.6	6.19	5.5	SR9	18/10/2014 18:10	27.11	97.8	6.46	4.2
SR9	18/10/2014 0:15	26.94	92.6	6.12	8.3	SR9	18/10/2014 6:15	26.77	79.3	5.26	7.7	SR9	18/10/2014 12:15	26.92	92.6	6.13	5.6	SR9	18/10/2014 18:15	27.12	98.8	6.52	4.0
SR9	18/10/2014 0:20	26.94	91.9	6.07	7.3	SR9	18/10/2014 6:20	26.77	79.4	5.27	8.2	SR9	18/10/2014 12:20	27.05	94.7	6.25	5.2	SR9	18/10/2014 18:20	27.13	100.4	6.63	3.8
SR9	18/10/2014 0:25	26.93	92.1	6.09	8.0	SR9	18/10/2014 6:25	26.76	79.2	5.25	7.6	SR9	18/10/2014 12:25	27.05	95.0	6.27	4.8	SR9	18/10/2014 18:25	27.12	100.9	6.66	4.4
SR9	18/10/2014 0:30	26.93	92.3	6.10	7.4	SR9	18/10/2014 6:30	26.76	77.8	5.16	7.7	SR9	18/10/2014 12:30	27.01	94.7	6.26	4.9	SR9	18/10/2014 18:30	27.13	101.0	6.67	4.0
SR9	18/10/2014 0:35	26.92	92.2	6.09	7.6	SR9	18/10/2014 6:35	26.75	78.2	5.19	8.2	SR9	18/10/2014 12:35	27.04	94.9	6.27	4.9	SR9	18/10/2014 18:35	27.12	100.6	6.64	3.9
SR9	18/10/2014 0:40	26.92	91.7	6.06	7.2	SR9	18/10/2014 6:40	26.74	79.4	5.27	8.2	SR9	18/10/2014 12:40	27.08	95.6	6.31	5.6	SR9	18/10/2014 18:40	27.10	99.9	6.60	4.0
SR9	18/10/2014 0:45	26.90	89.7	5.93	6.9	SR9	18/10/2014 6:45	26.74	78.6	5.22	8.3	SR9	18/10/2014 12:45	27.10	95.6	6.30	5.8	SR9	18/10/2014 18:45	27.08	99.2	6.55	4.1
SR9	18/10/2014 0:50	26.89	89.8	5.94	7.8	SR9	18/10/2014 6:50	26.74	79.7	5.29	8.1	SR9	18/10/2014 12:50	27.10	95.8	6.32	5.6	SR9	18/10/2014 18:50	27.06	98.7	6.52	3.9
SR9	18/10/2014 0:55	26.89	89.4	5.91	7.7	SR9	18/10/2014 6:55	26.73	79.3	5.26	8.0	SR9	18/10/2014 12:55	27.12	96.3	6.35	5.5	SR9	18/10/2014 18:55	27.08	98.3	6.49	4.8
SR9	18/10/2014 1:00	26.90	89.9	5.94	7.3	SR9	18/10/2014 7:00	26.72	79.6	5.29	7.4	SR9	18/10/2014 13:00	27.12	96.3	6.35	4.8	SR9	18/10/2014 19:00	27.07	97.8	6.46	4.1
SR9	18/10/2014 1:05	26.88	89.6	5.93	7.2	SR9	18/10/2014 7:05	26.71	79.8	5.30	7.6	SR9	18/10/2014 13:05	27.10	96.1	6.34	4.9	SR9	18/10/2014 19:05	27.08	97.7	6.46	4.2
SR9	18/10/2014 1:10	26.87	89.3	5.91	6.8	SR9	18/10/2014 7:10	26.71	80.4	5.34	7.7	SR9	18/10/2014 13:10	27.12	96.6	6.37	5.3	SR9	18/10/2014 19:10	27.08	97.9	6.46	4.5
SR9	18/10/2014 1:15	26.87	89.6	5.93	6.9	SR9	18/10/2014 7:15	26.72	80.0	5.31	7.7	SR9	18/10/2014 13:15	27.14	96.8	6.38	5.1	SR9	18/10/2014 19:15	27.08	97.6	6.44	4.7
SR9	18/10/2014 1:20	26.86	89.8	5.95	6.8	SR9	18/10/2014 7:20	26.71	80.0	5.31	7.9	SR9	18/10/2014 13:20	27.13	97.0	6.40	5.1	SR9	18/10/2014 19:20	27.07	97.3	6.43	4.1
SR9	18/10/2014 1:25	26.86	89.4	5.92	6.8	SR9	18/10/2014 7:25	26.70	79.7	5.30	7.6	SR9	18/10/2014 13:25	27.15	97.1	6.40	5.7	SR9	18/10/2014 19:25	27.07	96.9	6.40	4.4
SR9	18/10/2014 1:30	26.88	90.4	5.98	7.8	SR9	18/10/2014 7:30	26.70	80.7	5.36	8.1	SR9	18/10/2014 13:30	27.14	97.4	6.42	4.8	SR9	18/10/2014 19:30	27.07	96.8	6.40	4.2
SR9	18/10/2014 1:35	26.86	89.9	5.95	7.8	SR9	18/10/2014 7:35	26.69	80.8	5.37	9.5	SR9	18/10/2014 13:35	27.15	97.6	6.44	5.6	SR9	18/10/2014 19:35	27.06	96.7	6.39	4.2
SR9	18/10/2014 1:40	26.87	89.7	5.94	7.6	SR9	18/10/2014 7:40	26.69	81.2	5.40	7.7	SR9	18/10/2014 13:40	27.16	97.8	6.45	5.0	SR9	18/10/2014 19:40	27.06	96.6	6.38	4.3
SR9	18/10/2014 1:45	26.87	89.7	5.94	7.9	SR9	18/10/2014 7:45	26.68	82.0	5.45	7.3	SR9	18/10/2014 13:45	27.14	97.9	6.45	5.1	SR9	18/10/2014 19:45	27.06	96.6	6.38	4.2
SR9	18/10/2014 1:50	26.85	89.4	5.92	7.8	SR9	18/10/2014 7:50	26.67	82.5	5.48	6.9	SR9	18/10/2014 13:50	27.12	97.0	6.40	5.8	SR9	18/10/2014 19:50	27.05	96.6	6.38	4.4
SR9	18/10/2014 1:55	26.86	89.7	5.94	7.1	SR9	18/10/2014 7:55	26.67	83.8	5.57	7.4	SR9	18/10/2014 13:55	27.14	97.3	6.41	6.0	SR9	18/10/2014 19:55	27.05	96.4	6.37	4.6
SR9	18/10/2014 2:00	26.84	89.0	5.89	7.3	SR9	18/10/2014 8:00	26.66	84.2	5.60	7.3	SR9	18/10/2014 14:00	27.22	98.6	6.49	4.5	SR9	18/10/2014 20:00	27.05	96.0	6.35	5.7
SR9	18/10/2014 2:05	26.84	88.8	5.88	7.1	SR9	18/10/2014 8:05	26.66	83.8	5.57	7.0	SR9	18/10/2014 14:05	27.23	98.7	6.50	5.1	SR9	18/10/2014 20:05	27.04	95.7	6.33	5.9
SR9	18/10/2014 2:10	26.86	89.0	5.89	8.0	SR9	18/10/2014 8:10	26.66	83.7	5.57	7.1	SR9	18/10/2014 14:10	27.24	99.3	6.54	5.9	SR9	18/10/2014 20:10	27.03	95.5	6.32	5.4
SR9	18/10/2014 2:15	26.85	88.1	5.84	7.2	SR9	18/10/2014 8:15	26.65	83.8	5.57	6.9	SR9	18/10/2014 14:15	27.24	99.0	6.52	4.6	SR9	18/10/2014 20:15	27.03	95.4	6.31	5.7
SR9	18/10/2014 2:20	26.85	87.6	5.81	7.8	SR9	18/10/2014 8:20	26.66	84.0	5.58	7.0	SR9	18/10/2014 14:20	27.24	99.2	6.53	5.0	SR9	18/10/2014 20:20	27.04	96.2	6.36	6.2
SR9	18/10/2014 2:25	26.85	86.1	5.71	7.3	SR9	18/10/2014 8:25	26.66	83.8	5.57	6.7	SR9	18/10/2014 14:25	27.24	99.6	6.56	4.8	SR9	18/10/2014 20:25	27.03	95.5	6.31	6.1
SR9	18/10/2014 2:30	26.85	87.2	5.78	7.5	SR9	18/10/2014 8:30	26.65	84.7	5.63	7.1	SR9	18/10/2014 14:30	27.24	99.7	6.56	5.5	SR9	18/10/2014 20:30	27.02	95.5	6.31	6.2
SR9	18/10/2014 2:35	26.84	87.2	5.78	7.2	SR9	18/10/2014 8:35	26.65	84.8	5.64	6.4	SR9	18/10/2014 14:35	27.24	99.9	6.58	5.3	SR9	18/10/2014 20:35	27.03	95.8	6.33	7.0
SR9	18/10/2014 2:40	26.84	86.8	5.75	7.6	SR9	18/10/2014 8:40	26.65	85.5	5.68	6.3	SR9	18/10/2014 14:40	27.25	100.1	6.59	5.5	SR9	18/10/2014 20:40	27.03	96.1	6.35	7.6
SR9	18/10/2014 2:45	26.84	85.6	5.67	6.8	SR9	18/10/2014 8:45	26.65	85.1	5.66	5.7	SR9	18/10/2014 14:45	27.25	100.3	6.61	5.1	SR9	18/10/2014 20:45	27.04	96.1	6.35	7.7
SR9	18/10/2014 2:50	26.87	87.4	5.79	7.2	SR9	18/10/2014 8:50	26.65	85.8	5.70	5.6	SR9	18/10/2014 14:50	27.24	100.3	6.61	5.8	SR9	18/10/2014 20:50	27.03	96.8	6.40	8.0
SR9	18/10/2014 2:55	26.84	86.9	5.76	6.9	SR9	18/10/2014 8:55	26.66	86.0	5.72	5.8	SR9	18/10/2014 14:55	27.23	99.8	6.57	5.3	SR9	18/10/2014 20:55	27.03	96.6	6.38	7.4
SR9	18/10/2014 3:00	26.85	86.2	5.71	7.2	SR9	18/10/2014 9:00	26.65	87.2	5.80	7.0	SR9	18/10/2014 15:00	27.23	99.6	6.56	4.8	SR9	18/10/2014 21:00	27.03	96.5	6.38	7.3
SR9	18/10/2014 3:05	26.84	86.0	5.70	6.6	SR9	18/10/2014 9:05	26.66	86.2	5.73	6.2	SR9	18/10/2014 15:05	27.24	99.8	6.57	5.0	SR9	18/10/2014 21:05	27.03	96.3	6.37	7.2
SR9	18/10/2014 3:10	26.85	86.9	5.75	7.5	SR9	18/10/2014 9:10	26.66	87.3	5.80	5.6	SR9	18/10/2014 15:10	27.23	100.1	6.59	4.8	SR9	18/10/2014 21:10	27.04	97.1	6.42	7.1
SR9	18/10/2014 3:15	26.85	86.7	5.75	7.8	SR9	18/10/2014 9:15	26.66	88.2	5.86	5.3	SR9	18/10/2014 15:15	27.22	99.7	6.56	5.3	SR9	18/10/2014 21:15	27.02	97.0	6.42	7.5
SR9	18/10/2014 3:20	26.85	86.7	5.74	7.3	SR9	18/10/2014 9:20	26.66	88.3	5.87	5.5	SR9	18/10/2014 15:20	27.22	99.2	6.54	4.5	SR9	18/10/2014 21:20	27.03	97.3	6.43	8.0
SR9	18/10/2014 3:25	26.85	86.0	5.70	8.1	SR9	18/10/2014 9:25	26.67	89.1	5.92	5.4	SR9	18/10/2014 15:25	27.22	99.4	6.55	4.3	SR9	18/10/2014 21:25	27.01	96.9	6.41	6.5
SR9	18/10/2014 3:30	26.83	84.7	5.61	7.0	SR9	18/10/2014 9:30	26.68	89.1	5.92	5.7	SR9	18/10/2014 15:30	27.21	99.5	6.56	4.3	SR9	18/10/2014 21:30	27.00	96.5	6.38	7.0
SR9	18/10/2014 3:35	26.83	83.5	5.53	6.9	SR9	18/10/2014 9:35	26.70	89.5	5.94	5.4	SR9	18/10/2014 15:35	27.21	99.8	6.57	4.4	SR9	18/10/2014 21:35	27.01	97.2	6.42	7.5
SR9	18/10/2014 3:40	26.83	83.4	5.53	6.9	SR9	18/10/2014 9:40	26.72	91.1	6.04	7.2	SR9	18/10/2014 15:40	27.21	98.8	6.52	4.7	SR9	18/10/2014 21:40	27.00	96.5	6.38	7.5
SR9	18/10/2014 3:45	26.84	83.1	5.50	7.6	SR9	18/10/2014 9:45	26.72	90.3	5.99	4.9	SR9	18/10/2014 15:45	27.19	98.3	6.49	4.5	SR9	18/10/2014 21:45	26.99	95.9	6.35	7.4
SR9	18/10/2014 3:50	26.85	85.1	5.64	7.9	SR9	18/10/2014 9:50	26.71	90.4	6.00	5.2	SR9	18/10/2014 15:50	27.20	98.5	6.49	4.7	SR9	18/10/2014 21:50	26.98	96.1	6.36	7.7
SR9	18/10/2014 3:55	26.85	84.6	5.60	7.7	SR9	18/10/2014 9:55	26.73	90.9	6.03	5.4	SR9	18/10/2014 15:55	27.19	98.5	6.50	5.1	SR9	18/10/2014 21:55	26.97	96.5	6.38	6.6
SR9	18/10/2014 4:00	26.84	85.4	5.65	8.5	SR9	18/10/2014 10:00	26.68	88.4	5.87	6.7	SR9	18/10/2014 16:00	27.20	98.5	6.50	4.3	SR9	18/10/2014 22:00	26.98	96.6	6.39	7.0
SR9	18/10/2014 4:05	26.84	83.4	5.52	8.0	SR9	18/10/2014 10:05	26.65	89.5	5.95	6.2	SR9	18/10/2014 16:05	27.18	98.1	6.47	5.3	SR9	18/10/2014 22:05	26.96	96.3	6.37	7.2
SR9	18/10/2014 4:10	26.83	84.7	5.61	8.0	SR9	18/10/2014 10:10	26.70	89.2	5.92	6.5	SR9	18/10/2014 16:10	27.18	98.1	6.48	4.9	SR9	18/10/2014 22:10	26.97	96.6	6.40	7.0
SR9	18/10/2014 4:15	26.83	84.2	5.58	8.3	SR9	18/10/2014 10:15	26.73	90.7	6.02	5.2	SR9	18/10/2014 16:15	27.18	98.5	6.49	4.6	SR9	18/10/2014 22:15	26.96	96.4	6.38	7.2
SR9	18/10/2014 4:20	26.82	83.4	5.53	7.5	SR9	18/10/2014 10:20	26.74	90.9	6.03	5.1	SR9	18/10/2014 16:20	27.18	98.4	6.50	4.4	SR9	18/10/2014 22:20	26.96	96.0	6.35	7.1
SR9	18/10/2014 4:25	26.82	82.7	5.48	8.7	SR9	18/10/2014 10:25	26.71	90.8	6.02	5.7	SR9	18/10/2014 16:25	27.17	97.4	6.43	4.5	SR9	18/10/2014 22:25	26.95	95.7	6.34	6.7
SR9	18/10/2014 4:30	26.82	82.6	5.47	8.0	SR9						SR9	18/10/2014 16:30	27.15	95.0	6.27	4.3	SR9	18/10/2014 22:30	26.95	95.7	6.34	7.3
SR9	18/10/2014 4:35	26.82	82.8	5.49	8.3	SR9						SR9	18/10/2014 16:35	27.15	94.6	6.25	4.5	SR9	18/10/2014 22:35	26.95	95.4	6.33	6.9
SR9	18/10/2014 4:40	26.81	82.4	5.46	7.7	SR9						SR9	18/10/2014 16:40	27.15	95.1	6.27	4.2	SR9	18/10/2014 22:40	26.94	95.4	6.33	6.6
SR9	18/10/2014 4:45	26.81	82.3	5.45	8.5	SR9	18/10/2014 10:45	26.76	90.6	6.01	5.0	SR9	18/10/2014 16:45	27.14	94.4	6.23	5.2	SR9	18/10/2014 22:45	26.94	95.6	6.33	6.6
SR9	18/10/2014 4:50	26.81	81.9	5.42	8.7	SR9	18/10/2014 10:50	26.77	90.7	6.01	4.9	SR9	18/10/2014 16:50	27.13	93.6	6.17	4.1	SR9	18/10/2014 22:50	26.94	95.8	6.34	6.7
SR9	18/10/2014 4:55	26.81	81.7	5.41	7.8	SR9	18/10/2014 10:55	26.76	90.4	6.00	5.4	SR9	18/10/2014 16:55	27.13	93.8	6.19	4.0	SR9	18/10/2014 22:55	26.95	96.1	6.36	7.0
SR9	18/10/2014 5:00	26.81	81.4	5.39	7.2	SR9	18/10/2014 11:00	26.77	90.3	5.99	5.4	SR9	18/10/2014 17:00	27.13	94.9	6.26	4.5	SR9	18/10/2014 23:00	26.94	95.4	6.31	6.4
SR9	18/10/2014 5:05	26.81	82.0	5.43	8.3	SR9	18/10/2014 11:05	26.78	90.2	5.98	5.5	SR9	18/10/2014 17:05	27.13	95.3	6.29	4.2	SR9	18/10/2014 23:05	26.94	95.9	6.35	7.2
SR9	18/10/2014 5:10	26.80	81.0	5.37	7.2	SR9	18/10/2014 11:10	26.76	90.4	6.00	5.6	SR9	18/10/2014 17:10	27.13	93.8	6.20	4.3	SR9	18/10/2014 23:10	26.93	95.6	6.33	6.2
SR9	18/10/2014 5:15	26.80	81.5	5.40	7.6	SR9	18/10/2014 11:15	26.77	90.5	6.00	5.3	SR9	18/10/2014 17:15	27.13	95.5	6.30	4.1	SR9	18/10/2014 23:15	26.92	95.4	6.32	6.3
SR9	18/10/2014 5:20	26.80	81.4	5.39	7.5	SR9	18/10/2014 11:20	26.79	90.4	5.99	5.4	SR9	18/10/2014 17:20	27.12	94.9	6.26	3.9	SR9	18/10/2014 23:20	26.94	95.7	6.34	6.3
SR9	18/10/2014 5:25	26.79	81.1	5.38	7.5	SR9	18/10/2014 11:25	26.81	90.7	6.01	4.9	SR9	18/10/2014 17:25	27.11	95.5	6.30	3.8	SR9	18/10/2014 23:25	26.93	95.2	6.31	6.7
SR9	18/10/2014 5:30	26.80	81.0	5.37	7.8	SR9	18/10/2014 11:30	26.79	90.8	6.02	5.5	SR9	18/10/2014 17:30	27.10	95.2	6.29	4.5	SR9	18/10/2014 23:30	26.93	95.2	6.30	6.5
SR9	18/10/2014 5:35	26.79	81.1	5.38	7.8	SR9	18/10/2014 11:35	26.80	91.0	6.03	5.5	SR9	18/10/2014 17:35	27.09	95.3	6.30	4.0	SR9	18/10/2014 23:35	26.92	95.1	6.30	6.1
SR9	18/10/2014 5:40	26.79	80.0	5.30	7.7	SR9	18/10/2014 11:40	26.81	90.5	6.00	5.6	SR9	18/10/2014 17:40	27.10	94.8	6.26	4.1	SR9	18/10/2014 23:40	26.92	95.0	6.29	6.4
SR9	18/10/2014 5:45	26.78	79.9	5.30	7.4	SR9	18/10/2014 11:45	26.80	90.3	5.99	5.7	SR9	18/10/2014 17:45	27.09	94.7	6.26	4.2	SR9	18/10/2014 23:45	26.92	95.1	6.30	6.0
SR9	18/10/2014 5:50	26.78	80.3	5.32	8.1	SR9	18/10/2014 11:50	26.78	91.0	6.03	5.7	SR9	18/10/2014 17:50	27.08	94.1	6.22	3.9	SR9	18/10/2014 23:50	26.91	95.1	6.30	6.1
SR9	18/10/2014 5:55	26.77	80.2	5.32	7.2	SR9	18/10/2014 11:55	26.80	90.1	5.98	5.8	SR9	18/10/2014 17:55	27.08	94.6	6.25	4.2	SR9	18/10/2014 23:55	26.90	94.9	6.29	6.2

Station	Timestamp	Temp (° C)	DO (%)	DO (mg/L)	Tur (NTU)	Station	Timestamp	Temp (° C)	DO (%)	DO (mg/L)	Tur (NTU)	Station	Timestamp	Temp (° C)	DO (%)	DO (mg/L)	Tur (NTU)	Station	Timestamp	Temp (°C)	DO (%)	DO (mg/L)	Tur (NTU)
SR10	18/10/2014 0:00	27.75	87.7	**5.81**	2.5	SR10	18/10/2014 6:00	27.59	83.6	**5.56**	2.5	SR10	18/10/2014 12:00	27.70	88.9	**5.91**	1.8	SR10	18/10/2014 18:00	27.85	86.9	**5.76**	0.8
SR10	18/10/2014 0:05	27.77	87.7	**5.81**	3.0	SR10	18/10/2014 6:05	27.58	84.4	**5.61**	2.1	SR10	18/10/2014 12:05	27.70	88.9	**5.91**	1.7	SR10	18/10/2014 18:05	27.85	87.6	**5.81**	1.2
SR10	18/10/2014 0:10	27.74	86.9	**5.76**	2.1	SR10	18/10/2014 6:10	27.58	84.0	**5.58**	2.5	SR10	18/10/2014 12:10	27.70	89.1	**5.93**	2.1	SR10	18/10/2014 18:10	27.84	88.0	**5.84**	0.9
SR10	18/10/2014 0:15	27.76	87.0	**5.77**	2.1	SR10	18/10/2014 6:15	27.58	83.7	**5.56**	2.4	SR10	18/10/2014 12:15	27.72	89.1	**5.93**	1.6	SR10	18/10/2014 18:15	27.84	85.1	**5.65**	1.0
SR10	18/10/2014 0:20	27.74	87.3	**5.79**	2.2	SR10	18/10/2014 6:20	27.58	83.3	**5.54**	2.2	SR10	18/10/2014 12:20	27.72	89.2	**5.94**	1.9	SR10	18/10/2014 18:20	27.84	85.7	**5.69**	1.0
SR10	18/10/2014 0:25	27.75	87.5	**5.80**	2.3	SR10	18/10/2014 6:25	27.58	85.1	**5.66**	1.9	SR10	18/10/2014 12:25	27.71	89.1	**5.93**	1.7	SR10	18/10/2014 18:25	27.83	86.9	**5.77**	1.4
SR10	18/10/2014 0:30	27.75	87.6	**5.81**	2.0	SR10	18/10/2014 6:30	27.58	84.8	**5.64**	2.6	SR10	18/10/2014 12:30	27.73	88.9	**5.91**	2.5	SR10	18/10/2014 18:30	27.83	86.1	**5.72**	1.1
SR10	18/10/2014 0:35	27.75	87.8	**5.82**	2.9	SR10	18/10/2014 6:35	27.58	85.0	**5.65**	1.9	SR10	18/10/2014 12:35	27.78	88.9	**5.90**	**5.6**	SR10	18/10/2014 18:35	27.82	85.2	**5.66**	1.2
SR10	18/10/2014 0:40	27.76	87.2	**5.78**	2.5	SR10	18/10/2014 6:40	27.57	84.5	**5.62**	2.3	SR10	18/10/2014 12:40	27.78	88.9	**5.90**	2.1	SR10	18/10/2014 18:40	27.81	88.3	**5.86**	1.1
SR10	18/10/2014 0:45	27.76	87.0	**5.77**	2.3	SR10	18/10/2014 6:45	27.56	84.5	**5.62**	2.1	SR10	18/10/2014 12:45	27.77	89.0	**5.91**	1.9	SR10	18/10/2014 18:45	27.81	87.2	**5.79**	1.3
SR10	18/10/2014 0:50	27.75	87.4	**5.80**	2.8	SR10	18/10/2014 6:50	27.56	84.5	**5.62**	2.2	SR10	18/10/2014 12:50	27.77	88.9	**5.89**	**18.4**	SR10	18/10/2014 18:50	27.80	86.1	**5.72**	1.0
SR10	18/10/2014 0:55	27.76	87.6	**5.81**	3.1	SR10	18/10/2014 6:55	27.56	84.7	**5.63**	2.1	SR10	18/10/2014 12:55	27.77	88.8	**5.89**	3.2	SR10	18/10/2014 18:55	27.80	84.8	**5.63**	1.2
SR10	18/10/2014 1:00	27.72	87.6	**5.81**	3.2	SR10	18/10/2014 7:00	27.54	84.5	**5.62**	2.1	SR10	18/10/2014 13:00	27.77	88.9	**5.89**	2.9	SR10	18/10/2014 19:00	27.79	85.7	**5.69**	1.6
SR10	18/10/2014 1:05	27.76	87.1	**5.78**	3.0	SR10	18/10/2014 7:05	27.57	84.5	**5.62**	3.0	SR10	18/10/2014 13:05	27.77	88.9	**5.89**	1.9	SR10	18/10/2014 19:05	27.79	84.3	**5.60**	1.2
SR10	18/10/2014 1:10	27.76	87.1	**5.77**	3.2	SR10	18/10/2014 7:10	27.57	84.4	**5.61**	2.8	SR10	18/10/2014 13:10	27.77	88.8	**5.89**	2.5	SR10	18/10/2014 19:10	27.78	86.7	**5.76**	1.1
SR10	18/10/2014 1:15	27.75	86.3	**5.72**	2.6	SR10	18/10/2014 7:15	27.56	84.9	**5.65**	3.8	SR10	18/10/2014 13:15	27.77	88.7	**5.89**	2.0	SR10	18/10/2014 19:15	27.78	84.2	**5.60**	1.6
SR10	18/10/2014 1:20	27.73	85.3	**5.66**	2.2	SR10	18/10/2014 7:20	27.56	83.3	**5.54**	4.2	SR10	18/10/2014 13:20	27.76	88.6	**5.88**	2.0	SR10	18/10/2014 19:20	27.76	85.2	**5.66**	1.2
SR10	18/10/2014 1:25	27.74	84.2	**5.58**	2.6	SR10	18/10/2014 7:25	27.56	84.4	**5.61**	2.9	SR10	18/10/2014 13:25	27.76	88.4	**5.87**	2.1	SR10	18/10/2014 19:25	27.76	85.0	**5.65**	1.5
SR10	18/10/2014 1:30	27.72	83.8	**5.56**	2.3	SR10	18/10/2014 7:30	27.56	84.9	**5.65**	2.6	SR10	18/10/2014 13:30	27.78	88.5	**5.87**	2.3	SR10	18/10/2014 19:30	27.78	81.2	**5.40**	1.9
SR10	18/10/2014 1:35	27.71	84.1	**5.58**	2.4	SR10	18/10/2014 7:35	27.56	84.8	**5.64**	4.6	SR10	18/10/2014 13:35	27.77	88.5	**5.87**	2.3	SR10	18/10/2014 19:35	27.77	80.8	**5.37**	1.7
SR10	18/10/2014 1:40	27.71	82.1	**5.45**	2.7	SR10	18/10/2014 7:40	27.55	85.4	**5.68**	2.2	SR10	18/10/2014 13:40	27.78	88.7	**5.88**	2.1	SR10	18/10/2014 19:40	27.77	81.3	**5.40**	1.8
SR10	18/10/2014 1:45	27.70	81.7	**5.42**	3.8	SR10	18/10/2014 7:45	27.55	85.3	**5.67**	2.4	SR10	18/10/2014 13:45	27.79	89.0	**5.90**	3.1	SR10	18/10/2014 19:45	27.77	80.7	**5.37**	2.2
SR10	18/10/2014 1:50	27.69	86.4	**5.74**	2.5	SR10	18/10/2014 7:50	27.55	84.1	**5.60**	2.8	SR10	18/10/2014 13:50	27.79	88.9	**5.89**	2.2	SR10	18/10/2014 19:50	27.77	81.8	**5.44**	2.0
SR10	18/10/2014 1:55	27.59	87.0	**5.79**	2.3	SR10	18/10/2014 7:55	27.55	85.2	**5.66**	2.3	SR10	18/10/2014 13:55	27.78	88.8	**5.89**	2.2	SR10	18/10/2014 19:55	27.75	81.0	**5.39**	1.7
SR10	18/10/2014 2:00	27.59	86.6	**5.76**	2.7	SR10	18/10/2014 8:00	27.55	85.6	**5.69**	2.1	SR10	18/10/2014 14:00	27.78	88.9	**5.89**	2.3	SR10	18/10/2014 20:00	27.74	81.3	**5.41**	2.2
SR10	18/10/2014 2:05	27.60	86.6	**5.76**	2.5	SR10	18/10/2014 8:05	27.54	85.0	**5.66**	2.1	SR10	18/10/2014 14:05	27.78	88.8	**5.89**	2.9	SR10	18/10/2014 20:05	27.75	81.7	**5.43**	1.5
SR10	18/10/2014 2:10	27.60	85.7	**5.70**	2.7	SR10	18/10/2014 8:10	27.55	85.2	**5.67**	3.1	SR10	18/10/2014 14:10	27.81	89.4	**5.93**	2.9	SR10	18/10/2014 20:10	27.75	84.4	**5.61**	1.3
SR10	18/10/2014 2:15	27.61	86.6	**5.76**	3.0	SR10	18/10/2014 8:15	27.55	84.3	**5.61**	2.4	SR10	18/10/2014 14:15	27.80	89.2	**5.91**	2.7	SR10	18/10/2014 20:15	27.77	87.6	**5.83**	1.3
SR10	18/10/2014 2:20	27.61	86.4	**5.75**	2.6	SR10	18/10/2014 8:20	27.53	83.6	**5.56**	2.5	SR10	18/10/2014 14:20	27.78	89.1	**5.91**	2.0	SR10	18/10/2014 20:20	27.76	86.0	**5.72**	1.8
SR10	18/10/2014 2:25	27.61	86.3	**5.74**	2.8	SR10	18/10/2014 8:25	27.54	84.6	**5.63**	4.4	SR10	18/10/2014 14:25	27.83	89.6	**5.94**	2.7	SR10	18/10/2014 20:25	27.77	86.2	**5.73**	1.9
SR10	18/10/2014 2:30	27.61	85.7	**5.70**	3.0	SR10	18/10/2014 8:30	27.54	84.7	**5.63**	2.5	SR10	18/10/2014 14:30	27.81	89.3	**5.92**	2.0	SR10	18/10/2014 20:30	27.76	85.3	**5.67**	1.9
SR10	18/10/2014 2:35	27.61	85.9	**5.71**	2.7	SR10	18/10/2014 8:35	27.54	84.5	**5.62**	3.3	SR10	18/10/2014 14:35	27.84	90.1	5.97	2.4	SR10	18/10/2014 20:35	27.76	87.1	**5.79**	1.9
SR10	18/10/2014 2:40	27.60	85.2	**5.66**	2.8	SR10	18/10/2014 8:40	27.53	84.1	**5.60**	2.7	SR10	18/10/2014 14:40	27.95	92.5	6.12	1.8	SR10	18/10/2014 20:40	27.75	86.3	**5.74**	1.8
SR10	18/10/2014 2:45	27.60	85.3	**5.67**	3.0	SR10	18/10/2014 8:45	27.53	84.2	**5.61**	3.2	SR10	18/10/2014 14:45	27.92	90.4	5.98	2.4	SR10	18/10/2014 20:45	27.76	84.3	**5.60**	1.7
SR10	18/10/2014 2:50	27.61	85.6	**5.69**	2.6	SR10	18/10/2014 8:50	27.53	84.3	**5.62**	3.2	SR10	18/10/2014 14:50	27.88	88.7	**5.88**	2.2	SR10	18/10/2014 20:50	27.75	86.7	**5.77**	1.9
SR10	18/10/2014 2:55	27.59	85.3	**5.67**	2.8	SR10	18/10/2014 8:55	27.52	84.3	**5.62**	3.5	SR10	18/10/2014 14:55	27.89	88.4	**5.85**	1.7	SR10	18/10/2014 20:55	27.75	84.6	**5.63**	1.7
SR10	18/10/2014 3:00	27.61	86.1	**5.72**	2.5	SR10	18/10/2014 9:00	27.52	83.8	**5.58**	3.1	SR10	18/10/2014 15:00	27.92	90.9	6.02	1.2	SR10	18/10/2014 21:00	27.74	84.3	**5.61**	1.8
SR10	18/10/2014 3:05	27.62	85.8	**5.70**	2.5	SR10	18/10/2014 9:05	27.54	84.8	**5.65**	2.9	SR10	18/10/2014 15:05	27.94	90.2	5.97	1.1	SR10	18/10/2014 21:05	27.74	85.1	**5.66**	1.8
SR10	18/10/2014 3:10	27.60	85.2	**5.67**	2.6	SR10	18/10/2014 9:10	27.56	85.6	**5.70**	2.3	SR10	18/10/2014 15:10	27.96	90.5	5.99	1.2	SR10	18/10/2014 21:10	27.73	85.4	**5.68**	1.6
SR10	18/10/2014 3:15	27.61	84.3	**5.60**	2.4	SR10	18/10/2014 9:15	27.57	86.5	**5.76**	3.1	SR10	18/10/2014 15:15	27.94	88.1	**5.83**	1.2	SR10	18/10/2014 21:15	27.73	84.2	**5.60**	1.9
SR10	18/10/2014 3:20	27.62	84.7	**5.63**	2.5	SR10	18/10/2014 9:20	27.55	86.1	**5.73**	2.0	SR10	18/10/2014 15:20	27.95	90.1	5.97	0.8	SR10	18/10/2014 21:20	27.72	86.2	**5.74**	1.9
SR10	18/10/2014 3:25	27.61	83.7	**5.57**	2.3	SR10	18/10/2014 9:25	27.58	88.2	**5.87**	1.8	SR10	18/10/2014 15:25	27.93	90.1	5.97	1.0	SR10	18/10/2014 21:25	27.70	87.1	**5.80**	2.0
SR10	18/10/2014 3:30	27.63	85.6	**5.69**	2.6	SR10	18/10/2014 9:30	27.59	88.2	**5.87**	2.0	SR10	18/10/2014 15:30	27.92	88.7	**5.87**	0.9	SR10	18/10/2014 21:30	27.72	86.7	**5.77**	1.8
SR10	18/10/2014 3:35	27.60	84.2	**5.60**	2.1	SR10	18/10/2014 9:35	27.58	88.2	**5.87**	1.9	SR10	18/10/2014 15:35	27.91	87.7	**5.81**	1.1	SR10	18/10/2014 21:35	27.71	84.8	**5.64**	1.8
SR10	18/10/2014 3:40	27.60	84.5	**5.62**	2.1	SR10	18/10/2014 9:40	27.58	88.4	**5.88**	1.9	SR10	18/10/2014 15:40	27.91	88.3	**5.85**	0.9	SR10	18/10/2014 21:40	27.69	85.4	**5.69**	1.9
SR10	18/10/2014 3:45	27.63	85.3	**5.67**	2.3	SR10	18/10/2014 9:45	27.59	88.4	**5.89**	2.0	SR10	18/10/2014 15:45	27.90	87.9	**5.83**	0.9	SR10	18/10/2014 21:45	27.70	85.3	**5.68**	2.3
SR10	18/10/2014 3:50	27.63	84.8	**5.64**	2.7	SR10	18/10/2014 9:50	27.59	88.4	**5.88**	3.3	SR10	18/10/2014 15:50	27.91	87.8	**5.82**	1.1	SR10	18/10/2014 21:50	27.70	85.7	**5.71**	2.3
SR10	18/10/2014 3:55	27.62	84.4	**5.61**	2.3	SR10	18/10/2014 9:55	27.59	88.4	**5.88**	2.0	SR10	18/10/2014 15:55	27.91	88.0	**5.83**	1.2	SR10	18/10/2014 21:55	27.71	87.1	**5.80**	2.3
SR10	18/10/2014 4:00	27.62	84.1	**5.59**	2.0	SR10	18/10/2014 10:00	27.60	88.1	**5.86**	1.6	SR10	18/10/2014 16:00	27.90	88.0	**5.83**	1.3	SR10	18/10/2014 22:00	27.69	86.1	**5.74**	2.3
SR10	18/10/2014 4:05	27.59	84.0	**5.59**	2.3	SR10	18/10/2014 10:05	27.60	88.1	**5.86**	2.4	SR10	18/10/2014 16:05	27.90	87.5	**5.80**	1.3	SR10	18/10/2014 22:05	27.70	83.8	**5.58**	2.7
SR10	18/10/2014 4:10	27.61	84.2	**5.60**	2.1	SR10	18/10/2014 10:10	27.61	88.4	**5.88**	2.3	SR10	18/10/2014 16:10	27.90	87.1	**5.78**	0.8	SR10	18/10/2014 22:10	27.70	84.7	**5.64**	2.4
SR10	18/10/2014 4:15	27.59	84.0	**5.59**	2.2	SR10	18/10/2014 10:15	27.60	88.1	**5.86**	1.9	SR10	18/10/2014 16:15	27.90	87.0	**5.77**	0.9	SR10	18/10/2014 22:15	27.69	84.5	**5.62**	2.3
SR10	18/10/2014 4:20	27.60	84.1	**5.59**	2.3	SR10	18/10/2014 10:20	27.61	88.6	**5.89**	2.0	SR10	18/10/2014 16:20	27.90	87.8	**5.82**	0.8	SR10	18/10/2014 22:20	27.69	84.6	**5.63**	2.5
SR10	18/10/2014 4:25	27.61	84.0	**5.59**	2.1	SR10	18/10/2014 10:25	27.61	88.0	**5.86**	2.1	SR10	18/10/2014 16:25	27.90	87.5	**5.80**	0.8	SR10	18/10/2014 22:25	27.70	83.8	**5.58**	2.7
SR10	18/10/2014 4:30	27.60	83.9	**5.58**	2.4	SR10	18/10/2014 10:30	27.61	88.2	**5.87**	2.0	SR10	18/10/2014 16:30	27.90	85.8	**5.69**	0.8	SR10	18/10/2014 22:30	27.70	84.3	**5.62**	2.4
SR10	18/10/2014 4:35	27.60	83.0	**5.52**	2.3	SR10	18/10/2014 10:35	27.62	88.6	**5.90**	1.7	SR10	18/10/2014 16:35	27.90	85.8	**5.69**	1.1	SR10	18/10/2014 22:35	27.69	84.0	**5.59**	2.5
SR10	18/10/2014 4:40	27.59	83.6	**5.56**	2.7	SR10	18/10/2014 10:40	27.62	88.6	**5.89**	2.6	SR10	18/10/2014 16:40	27.89	85.8	**5.69**	1.2	SR10	18/10/2014 22:40	27.69	85.4	**5.69**	2.5
SR10	18/10/2014 4:45	27.59	83.4	**5.55**	2.4	SR10	18/10/2014 10:45	27.63	88.6	**5.89**	1.7	SR10	18/10/2014 16:45	27.90	86.4	**5.73**	0.8	SR10	18/10/2014 22:45	27.66	85.1	**5.67**	2.5
SR10	18/10/2014 4:50	27.59	83.1	**5.52**	2.1	SR10	18/10/2014 10:50	27.62	88.3	**5.87**	1.8	SR10	18/10/2014 16:50	27.90	86.9	**5.76**	0.8	SR10	18/10/2014 22:50	27.67	84.8	**5.65**	2.3
SR10	18/10/2014 4:55	27.59	83.2	**5.53**	2.7	SR10	18/10/2014 10:55	27.62	87.7	**5.84**	1.9	SR10	18/10/2014 16:55	27.90	87.6	**5.81**	1.1	SR10	18/10/2014 22:55	27.66	85.3	**5.68**	2.3
SR10	18/10/2014 5:00	27.59	82.4	**5.48**	2.1	SR10	18/10/2014 11:00	27.62	87.8	**5.84**	2.0	SR10	18/10/2014 17:00	27.89	88.2	**5.85**	0.6	SR10	18/10/2014 23:00	27.67	84.5	**5.63**	2.2
SR10	18/10/2014 5:05	27.59	82.0	**5.46**	2.4	SR10	18/10/2014 11:05	27.62	87.7	**5.83**	1.9	SR10	18/10/2014 17:05	27.89	88.8	**5.89**	0.5	SR10	18/10/2014 23:05	27.68	84.8	**5.65**	2.0
SR10	18/10/2014 5:10	27.60	82.0	**5.46**	3.0	SR10	18/10/2014 11:10	27.63	87.6	**5.82**	1.9	SR10	18/10/2014 17:10	27.90	88.9	**5.89**	0.6	SR10	18/10/2014 23:10	27.66	85.4	**5.69**	2.4
SR10	18/10/2014 5:15	27.59	81.1	**5.40**	2.0	SR10	18/10/2014 11:15	27.63	87.3	**5.80**	1.8	SR10	18/10/2014 17:15	27.90	88.2	**5.85**	2.0	SR10	18/10/2014 23:15	27.66	85.7	**5.71**	2.3
SR10	18/10/2014 5:20	27.59	80.5	**5.35**	2.1	SR10	18/10/2014 11:20	27.64	87.3	**5.80**	2.2	SR10	18/10/2014 17:20	27.89	89.6	**5.94**	1.1	SR10	18/10/2014 23:20	27.67	85.5	**5.70**	2.3
SR10	18/10/2014 5:25	27.59	82.2	**5.47**	2.3	SR10	18/10/2014 11:25	27.65	87.8	**5.84**	1.8	SR10	18/10/2014 17:25	27.90	88.1	**5.84**	1.0	SR10	18/10/2014 23:25	27.67	86.3	**5.75**	2.4
SR10	18/10/2014 5:30	27.56	81.8	**5.44**	2.4	SR10	18/10/2014 11:30	27.72	89.2	**5.93**	1.8	SR10	18/10/2014 17:30	27.89	88.7	**5.88**	1.4	SR10	18/10/2014 23:30	27.66	86.0	**5.73**	2.5
SR10	18/10/2014 5:35	27.58	82.6	**5.50**	2.6	SR10	18/10/2014 11:35	27.71	88.8	**5.91**	1.6	SR10	18/10/2014 17:35	27.88	89.6	**5.94**	1.9	SR10	18/10/2014 23:35	27.68	86.5	**5.76**	2.7
SR10	18/10/2014 5:40	27.59	83.7	**5.57**	2.4	SR10	18/10/2014 11:40	27.71	89.0	**5.92**	1.4	SR10	18/10/2014 17:40	27.88	89.0	**5.91**	1.0	SR10	18/10/2014 23:40	27.68	86.6	**5.77**	2.4
SR10	18/10/2014 5:45	27.58	83.7	**5.56**	2.1	SR10	18/10/2014 11:45	27.70	89.0	**5.92**	1.6	SR10	18/10/2014 17:45	27.86	88.9	**5.90**	1.0	SR10	18/10/2014 23:45	27.66	86.5	**5.76**	2.3
SR10	18/10/2014 5:50	27.59	82.8	**5.51**	2.3	SR10	18/10/2014 11:50	27.70	88.8	**5.91**	1.5	SR10	18/10/2014 17:50	27.86	87.8	**5.83**	0.9	SR10	18/10/2014 23:50	27.66	86.5	**5.76**	2.5
SR10	18/10/2014 5:55	27.58	82.9	**5.51**	2.3	SR10	18/10/2014 11:55	27.70	88.9	**5.91**	1.8	SR10	18/10/2014 17:55	27.86	89.0	**5.91**	0.9	SR10	18/10/2014 23:55	27.67	85.1	**5.67**	2.4

Station	Timestamp	Temp (° C)	DO (%)	DO (mg/L)	Tur (NTU)	Station	Timestamp	Temp (° C)	DO (%)	DO (mg/L)	Tur (NTU)	Station	Timestamp	Temp (° C)	DO (%)	DO (mg/L)	Tur (NTU)	Station	Timestamp	Temp (°C)	DO (%)	DO (mg/L)	Tur (NTU)
SR11	18/10/2014 0:00	27.48	76.7	**5.17**	3.4	SR11	18/10/2014 6:00	27.31	74.6	**5.04**	3.7	SR11	18/10/2014 12:00	27.29	79.9	**5.39**	2.8	SR11	18/10/2014 18:00	27.80	90.1	6.04	1.6
SR11	18/10/2014 0:05	27.42	76.7	**5.17**	2.3	SR11	18/10/2014 6:05	27.34	74.3	**5.01**	1.5	SR11	18/10/2014 12:05	27.27	81.1	**5.48**	2.8	SR11	18/10/2014 18:05	27.79	90.3	6.05	1.2
SR11	18/10/2014 0:10	27.47	75.3	**5.07**	3.1	SR11	18/10/2014 6:10	27.33	74.7	**5.05**	1.4	SR11	18/10/2014 12:10	27.27	81.4	**5.50**	3.7	SR11	18/10/2014 18:10	27.81	90.8	6.08	1.3
SR11	18/10/2014 0:15	27.44	75.3	**5.09**	2.7	SR11	18/10/2014 6:15	27.35	74.3	**5.01**	1.8	SR11	18/10/2014 12:15	27.27	80.7	**5.46**	2.2	SR11	18/10/2014 18:15	27.79	90.3	6.05	1.3
SR11	18/10/2014 0:20	27.48	74.8	**5.04**	3.0	SR11	18/10/2014 6:20	27.31	75.8	**5.13**	1.2	SR11	18/10/2014 12:20	27.27	80.8	**5.46**	2.3	SR11	18/10/2014 18:20	27.79	90.0	6.03	**15.2**
SR11	18/10/2014 0:25	27.42	74.5	**5.03**	2.3	SR11	18/10/2014 6:25	27.34	75.7	**5.12**	1.7	SR11	18/10/2014 12:25	27.26	80.6	**5.44**	1.9	SR11	18/10/2014 18:25	27.80	90.4	6.06	1.0
SR11	18/10/2014 0:30	27.43	73.5	**4.95**	2.7	SR11	18/10/2014 6:30	27.32	76.3	**5.16**	1.3	SR11	18/10/2014 12:30	27.27	80.6	**5.45**	2.3	SR11	18/10/2014 18:30	27.79	90.3	6.05	1.9
SR11	18/10/2014 0:35	27.40	73.9	**5.00**	2.9	SR11	18/10/2014 6:35	27.30	76.5	**5.17**	1.4	SR11	18/10/2014 12:35	27.28	79.9	**5.41**	2.2	SR11	18/10/2014 18:35	27.77	89.6	6.01	1.2
SR11	18/10/2014 0:40	27.40	74.0	**5.00**	2.5	SR11	18/10/2014 6:40	27.32	75.1	**5.07**	1.7	SR11	18/10/2014 12:40	27.29	80.3	**5.43**	1.8	SR11	18/10/2014 18:40	27.76	88.7	**5.94**	1.2
SR11	18/10/2014 0:45	27.37	74.2	**5.02**	2.2	SR11	18/10/2014 6:45	27.32	76.4	**5.17**	1.8	SR11	18/10/2014 12:45	27.27	81.0	**5.47**	1.9	SR11	18/10/2014 18:45	27.75	88.3	**5.92**	1.1
SR11	18/10/2014 0:50	27.40	74.3	**5.02**	2.5	SR11	18/10/2014 6:50	27.33	76.0	**5.14**	1.9	SR11	18/10/2014 12:50	27.28	80.5	**5.43**	1.6	SR11	18/10/2014 18:50	27.77	88.8	**5.96**	1.1
SR11	18/10/2014 0:55	27.39	74.1	**5.00**	2.1	SR11	18/10/2014 6:55	27.32	77.3	**5.22**	2.0	SR11	18/10/2014 12:55	27.28	81.0	**5.47**	2.4	SR11	18/10/2014 18:55	27.77	89.4	5.98	1.2
SR11	18/10/2014 1:00	27.36	74.3	**5.03**	1.9	SR11	18/10/2014 7:00	27.33	76.9	**5.19**	1.9	SR11	18/10/2014 13:00	27.27	81.6	**5.51**	2.5	SR11	18/10/2014 19:00	27.78	91.2	6.11	1.2
SR11	18/10/2014 1:05	27.31	75.9	**5.13**	1.4	SR11	18/10/2014 7:05	27.31	77.1	**5.21**	1.6	SR11	18/10/2014 13:05	27.29	81.6	**5.51**	1.9	SR11	18/10/2014 19:05	27.74	88.6	**5.94**	2.2
SR11	18/10/2014 1:10	27.30	76.4	**5.17**	1.4	SR11	18/10/2014 7:10	27.32	76.8	**5.18**	2.0	SR11	18/10/2014 13:10	27.30	81.2	**5.48**	2.4	SR11	18/10/2014 19:10	27.73	88.0	**5.91**	1.1
SR11	18/10/2014 1:15	27.29	76.6	**5.19**	1.4	SR11	18/10/2014 7:15	27.33	75.8	**5.12**	3.1	SR11	18/10/2014 13:15	27.32	79.9	**5.39**	1.7	SR11	18/10/2014 19:15	27.74	88.8	**5.95**	1.2
SR11	18/10/2014 1:20	27.30	76.3	**5.16**	1.2	SR11	18/10/2014 7:20	27.30	76.4	**5.15**	1.8	SR11	18/10/2014 13:20	27.32	80.4	**5.43**	1.8	SR11	18/10/2014 19:20	27.74	88.8	**5.95**	1.3
SR11	18/10/2014 1:25	27.31	76.4	**5.17**	1.4	SR11	18/10/2014 7:25	27.31	74.3	**5.02**	1.9	SR11	18/10/2014 13:25	27.34	80.6	**5.44**	1.8	SR11	18/10/2014 19:25	27.74	88.4	**5.93**	2.0
SR11	18/10/2014 1:30	27.32	75.9	**5.13**	1.5	SR11	18/10/2014 7:30	27.31	74.8	**5.06**	2.1	SR11	18/10/2014 13:30	27.35	81.6	**5.50**	1.6	SR11	18/10/2014 19:30	27.73	89.1	5.98	1.3
SR11	18/10/2014 1:35	27.28	76.7	**5.19**	1.3	SR11	18/10/2014 7:35	27.31	74.5	**5.03**	1.7	SR11	18/10/2014 13:35	27.35	81.6	**5.51**	1.7	SR11	18/10/2014 19:35	27.74	90.7	6.08	1.1
SR11	18/10/2014 1:40	27.28	77.0	**5.21**	1.5	SR11	18/10/2014 7:40	27.32	74.7	**5.04**	2.2	SR11	18/10/2014 13:40	27.36	82.4	**5.56**	1.8	SR11	18/10/2014 19:40	27.74	90.2	6.05	1.2
SR11	18/10/2014 1:45	27.29	76.7	**5.19**	1.5	SR11	18/10/2014 7:45	27.32	75.0	**5.07**	2.3	SR11	18/10/2014 13:45	27.39	84.3	**5.69**	2.1	SR11	18/10/2014 19:45	27.72	90.2	6.05	1.3
SR11	18/10/2014 1:50	27.29	76.5	**5.17**	2.1	SR11	18/10/2014 7:50	27.32	76.1	**5.14**	2.6	SR11	18/10/2014 13:50	27.40	84.3	**5.68**	1.7	SR11	18/10/2014 19:50	27.72	88.7	**5.95**	1.4
SR11	18/10/2014 1:55	27.30	76.5	**5.17**	1.4	SR11	18/10/2014 7:55	27.31	75.4	**5.09**	2.2	SR11	18/10/2014 13:55	27.41	85.9	**5.80**	1.4	SR11	18/10/2014 19:55	27.71	88.3	**5.92**	1.0
SR11	18/10/2014 2:00	27.30	76.7	**5.18**	1.5	SR11	18/10/2014 8:00	27.33	75.5	**5.10**	2.7	SR11	18/10/2014 14:00	27.41	86.1	**5.81**	1.6	SR11	18/10/2014 20:00	27.69	86.2	**5.78**	1.3
SR11	18/10/2014 2:05	27.32	75.7	**5.12**	1.4	SR11	18/10/2014 8:05	27.31	74.8	**5.05**	3.1	SR11	18/10/2014 14:05	27.42	85.9	**5.79**	1.7	SR11	18/10/2014 20:05	27.69	86.4	**5.80**	1.1
SR11	18/10/2014 2:10	27.30	76.0	**5.14**	1.3	SR11	18/10/2014 8:10	27.30	75.9	**5.13**	2.2	SR11	18/10/2014 14:10	27.42	83.7	**5.65**	1.9	SR11	18/10/2014 20:10	27.69	85.9	**5.76**	2.7
SR11	18/10/2014 2:15	27.38	73.6	**4.98**	1.8	SR11	18/10/2014 8:15	27.32	74.3	**5.02**	2.5	SR11	18/10/2014 14:15	27.42	84.8	**5.72**	1.3	SR11	18/10/2014 20:15	27.67	85.0	**5.71**	1.2
SR11	18/10/2014 2:20	27.35	74.4	**5.03**	1.8	SR11	18/10/2014 8:20	27.31	75.4	**5.10**	2.3	SR11	18/10/2014 14:20	27.39	82.8	**5.59**	2.0	SR11	18/10/2014 20:20	27.67	84.6	**5.69**	1.2
SR11	18/10/2014 2:25	27.36	74.6	**5.05**	1.6	SR11	18/10/2014 8:25	27.30	76.1	**5.14**	2.2	SR11	18/10/2014 14:25	27.43	84.2	**5.68**	1.4	SR11	18/10/2014 20:25	27.64	84.6	**5.69**	1.0
SR11	18/10/2014 2:30	27.34	74.7	**5.06**	1.4	SR11	18/10/2014 8:30	27.31	75.2	**5.08**	2.6	SR11	18/10/2014 14:30	27.42	84.6	**5.70**	1.4	SR11	18/10/2014 20:30	27.64	83.4	**5.61**	1.0
SR11	18/10/2014 2:35	27.32	75.3	**5.08**	1.4	SR11	18/10/2014 8:35	27.30	75.6	**5.11**	2.3	SR11	18/10/2014 14:35	27.43	85.0	**5.73**	1.8	SR11	18/10/2014 20:35	27.64	84.3	**5.67**	1.4
SR11	18/10/2014 2:40	27.33	75.6	**5.11**	2.1	SR11	18/10/2014 8:40	27.31	75.0	**5.06**	3.2	SR11	18/10/2014 14:40	27.44	85.3	**5.75**	1.5	SR11	18/10/2014 20:40	27.62	83.7	**5.63**	0.9
SR11	18/10/2014 2:45	27.37	70.9	**4.78**	3.3	SR11	18/10/2014 8:45	27.31	74.6	**5.04**	3.7	SR11	18/10/2014 14:45	27.65	87.3	**5.87**	1.8	SR11	18/10/2014 20:45	27.62	83.1	**5.59**	1.1
SR11	18/10/2014 2:50	27.33	73.4	**4.96**	0.9	SR11	18/10/2014 8:50	27.31	75.7	**5.12**	3.2	SR11	18/10/2014 14:50	27.80	91.6	6.13	1.9	SR11	18/10/2014 20:50	27.61	82.3	**5.54**	0.7
SR11	18/10/2014 2:55	27.35	74.4	**5.02**	1.4	SR11	18/10/2014 8:55	27.32	77.0	**5.21**	3.3	SR11	18/10/2014 14:55	27.77	91.4	6.13	2.0	SR11	18/10/2014 20:55	27.61	82.7	**5.57**	0.7
SR11	18/10/2014 3:00	27.34	74.5	**5.03**	1.7	SR11	18/10/2014 9:00	27.31	76.6	**5.18**	3.1	SR11	18/10/2014 15:00	27.75	90.8	6.08	1.9	SR11	18/10/2014 21:00	27.61	83.3	**5.59**	1.0
SR11	18/10/2014 3:05	27.36	70.8	**4.77**	1.9	SR11	18/10/2014 9:05	27.31	76.4	**5.16**	4.3	SR11	18/10/2014 15:05	27.76	90.9	6.10	1.8	SR11	18/10/2014 21:05	27.60	82.2	**5.53**	0.8
SR11	18/10/2014 3:10	27.34	72.4	**4.88**	1.4	SR11	18/10/2014 9:10	27.31	74.7	**5.04**	3.3	SR11	18/10/2014 15:10	27.77	91.1	6.11	1.7	SR11	18/10/2014 21:10	27.60	82.0	**5.52**	0.9
SR11	18/10/2014 3:15	27.35	74.4	**5.02**	1.6	SR11	18/10/2014 9:15	27.31	74.6	**5.03**	3.5	SR11						SR11	18/10/2014 21:15	27.58	81.4	**5.46**	1.0
SR11	18/10/2014 3:20	27.34	74.2	**5.01**	1.1	SR11	18/10/2014 9:20	27.31	76.0	**5.13**	3.1	SR11						SR11	18/10/2014 21:20	27.59	82.4	**5.53**	1.0
SR11	18/10/2014 3:25	27.34	73.9	**4.99**	1.5	SR11	18/10/2014 9:25	27.31	74.7	**5.05**	3.3	SR11						SR11	18/10/2014 21:25	27.58	78.2	**5.25**	1.3
SR11	18/10/2014 3:30	27.35	73.8	**4.98**	1.5	SR11	18/10/2014 9:30	27.31	76.2	**5.15**	3.3	SR11						SR11	18/10/2014 21:30	27.59	80.2	**5.38**	1.0
SR11	18/10/2014 3:35	27.34	74.1	**5.00**	0.8	SR11	18/10/2014 9:35	27.30	78.4	**5.30**	3.9	SR11	18/10/2014 15:35	27.81	92.1	6.17	2.0	SR11	18/10/2014 21:35	27.59	83.5	**5.61**	0.9
SR11	18/10/2014 3:40	27.35	72.0	**4.86**	1.7	SR11	18/10/2014 9:40	27.31	76.5	**5.17**	4.1	SR11	18/10/2014 15:40	27.83	92.4	6.19	1.9	SR11	18/10/2014 21:40	27.58	78.8	**5.29**	0.9
SR11	18/10/2014 3:45	27.35	75.5	**5.10**	1.5	SR11	18/10/2014 9:45	27.31	77.6	**5.25**	3.6	SR11	18/10/2014 15:45	27.82	91.6	6.14	1.9	SR11	18/10/2014 21:45	27.58	84.3	**5.65**	0.9
SR11	18/10/2014 3:50	27.34	71.2	**4.81**	2.5	SR11	18/10/2014 9:50	27.31	77.9	**5.26**	3.1	SR11	18/10/2014 15:50	27.81	92.0	6.16	1.9	SR11	18/10/2014 21:50	27.58	84.6	**5.67**	0.7
SR11	18/10/2014 3:55	27.34	72.5	**4.90**	1.6	SR11	18/10/2014 9:55	27.31	78.0	**5.27**	3.6	SR11	18/10/2014 15:55	27.81	92.4	6.19	1.8	SR11	18/10/2014 21:55	27.58	83.5	**5.61**	0.8
SR11	18/10/2014 4:00	27.32	74.8	**5.06**	1.2	SR11	18/10/2014 10:00	27.31	77.7	**5.26**	3.1	SR11	18/10/2014 16:00	27.83	93.0	6.22	2.0	SR11	18/10/2014 22:00	27.57	83.1	**5.58**	0.6
SR11	18/10/2014 4:05	27.33	73.6	**4.97**	1.2	SR11	18/10/2014 10:05	27.31	77.9	**5.27**	3.6	SR11	18/10/2014 16:05	27.81	92.5	6.19	1.7	SR11	18/10/2014 22:05	27.57	82.4	**5.53**	1.0
SR11	18/10/2014 4:10	27.33	73.1	**4.94**	1.2	SR11	18/10/2014 10:10	27.31	77.6	**5.24**	3.4	SR11	18/10/2014 16:10	27.84	93.6	6.27	2.0	SR11	18/10/2014 22:10	27.57	82.6	**5.54**	0.5
SR11	18/10/2014 4:15	27.34	75.1	**5.07**	1.2	SR11	18/10/2014 10:15	27.31	78.3	**5.29**	3.2	SR11	18/10/2014 16:15	27.85	93.4	6.25	1.7	SR11	18/10/2014 22:15	27.55	79.6	**5.36**	0.6
SR11	18/10/2014 4:20	27.35	75.5	**5.10**	1.1	SR11	18/10/2014 10:20	27.31	77.6	**5.24**	2.7	SR11	18/10/2014 16:20	27.80	91.4	6.11	1.6	SR11	18/10/2014 22:20	27.58	83.3	**5.61**	0.6
SR11	18/10/2014 4:25	27.33	74.5	**5.04**	1.4	SR11	18/10/2014 10:25	27.31	77.5	**5.24**	3.0	SR11	18/10/2014 16:25	27.83	93.4	6.26	2.0	SR11	18/10/2014 22:25	27.59	84.5	**5.68**	0.8
SR11	18/10/2014 4:30	27.34	76.0	**5.15**	1.2	SR11	18/10/2014 10:30	27.31	77.5	**5.24**	3.4	SR11	18/10/2014 16:30	27.82	93.3	6.25	1.7	SR11	18/10/2014 22:30	27.57	83.2	**5.59**	0.5
SR11	18/10/2014 4:35	27.34	76.6	**5.17**	1.7	SR11	18/10/2014 10:35	27.30	78.0	**5.27**	3.5	SR11	18/10/2014 16:35	27.80	90.7	6.07	1.7	SR11	18/10/2014 22:35	27.58	83.7	**5.62**	0.7
SR11	18/10/2014 4:40	27.34	76.0	**5.13**	1.2	SR11	18/10/2014 10:40	27.32	76.7	**5.18**	3.9	SR11	18/10/2014 16:40	27.84	91.9	6.15	3.4	SR11	18/10/2014 22:40	27.59	84.4	**5.67**	1.0
SR11	18/10/2014 4:45	27.34	76.8	**5.19**	1.2	SR11	18/10/2014 10:45	27.32	77.2	**5.22**	2.9	SR11	18/10/2014 16:45	27.84	92.1	6.17	1.4	SR11	18/10/2014 22:45	27.58	84.6	**5.69**	0.9
SR11	18/10/2014 4:50	27.34	76.2	**5.15**	1.0	SR11	18/10/2014 10:50	27.31	77.5	**5.23**	2.7	SR11	18/10/2014 16:50	27.87	93.0	6.22	1.2	SR11	18/10/2014 22:50	27.59	85.8	**5.77**	1.1
SR11	18/10/2014 4:55	27.34	76.9	**5.20**	0.9	SR11	18/10/2014 10:55	27.32	76.7	**5.17**	2.9	SR11	18/10/2014 16:55	27.86	92.0	6.15	1.3	SR11	18/10/2014 22:55	27.57	84.2	**5.67**	0.9
SR11	18/10/2014 5:00	27.32	71.3	**4.82**	1.7	SR11	18/10/2014 11:00	27.32	77.4	**5.22**	3.7	SR11	18/10/2014 17:00	27.86	91.2	6.10	1.2	SR11	18/10/2014 23:00	27.59	85.3	**5.73**	1.4
SR11	18/10/2014 5:05	27.34	76.6	**5.18**	1.0	SR11	18/10/2014 11:05	27.32	77.2	**5.21**	3.1	SR11	18/10/2014 17:05	27.86	92.7	6.19	1.4	SR11	18/10/2014 23:05	27.54	82.0	**5.52**	0.9
SR11	18/10/2014 5:10	27.34	74.8	**5.05**	1.5	SR11	18/10/2014 11:10	27.33	76.7	**5.18**	3.3	SR11	18/10/2014 17:10	27.85	91.8	6.14	1.2	SR11	18/10/2014 23:10	27.54	82.5	**5.55**	0.8
SR11	18/10/2014 5:15	27.33	76.1	**5.14**	1.1	SR11	18/10/2014 11:15	27.33	76.2	**5.15**	4.0	SR11	18/10/2014 17:15	27.84	92.1	6.16	1.1	SR11	18/10/2014 23:15	27.54	81.9	**5.51**	1.1
SR11	18/10/2014 5:20	27.33	73.5	**4.96**	2.0	SR11	18/10/2014 11:20	27.33	76.3	**5.15**	3.2	SR11	18/10/2014 17:20	27.86	90.1	6.02	1.3	SR11	18/10/2014 23:20	27.53	81.0	**5.44**	1.3
SR11	18/10/2014 5:25	27.32	75.6	**5.11**	1.2	SR11	18/10/2014 11:25	27.32	77.1	**5.21**	3.1	SR11	18/10/2014 17:25	27.86	92.7	6.20	1.4	SR11	18/10/2014 23:25	27.56	83.9	**5.65**	1.2
SR11	18/10/2014 5:30	27.35	72.9	**4.92**	1.6	SR11	18/10/2014 11:30	27.32	78.1	**5.28**	2.5	SR11	18/10/2014 17:30	27.84	90.3	6.05	1.2	SR11	18/10/2014 23:30	27.53	81.8	**5.50**	1.1
SR11	18/10/2014 5:35	27.32	73.6	**4.97**	1.7	SR11	18/10/2014 11:35	27.33	75.6	**5.11**	2.7	SR11	18/10/2014 17:35	27.84	91.4	6.12	1.3	SR11	18/10/2014 23:35	27.55	82.4	**5.54**	1.1
SR11	18/10/2014 5:40	27.30	74.8	**5.06**	0.9	SR11	18/10/2014 11:40	27.32	77.3	**5.22**	2.5	SR11	18/10/2014 17:40	27.83	90.8	6.08	1.1	SR11	18/10/2014 23:40	27.54	82.9	**5.57**	1.1
SR11	18/10/2014 5:45	27.35	72.7	**4.91**	1.7	SR11	18/10/2014 11:45	27.32	76.2	**5.14**	2.8	SR11	18/10/2014 17:45	27.84	91.4	6.12	1.1	SR11	18/10/2014 23:45	27.50	80.4	**5.41**	1.1
SR11	18/10/2014 5:50	27.34	73.4	**4.95**	1.9	SR11	18/10/2014 11:50	27.29	79.3	**5.35**	2.4	SR11	18/10/2014 17:50	27.81	90.3	6.05	1.2	SR11	18/10/2014 23:50	27.46	78.3	**5.28**	1.4
SR11	18/10/2014 5:55	27.34	74.5	**5.03**	1.7	SR11	18/10/2014 11:55	27.30	77.0	**5.20**	2.7	SR11	18/10/2014 17:55	27.82	91.1	6.10	1.3	SR11	18/10/2014 23:55	27.45	76.8	**5.18**	1.5

Station	Timestamp	Temp (° C)	DO (%)	DO (mg/L)	Tur (NTU)	Station	Timestamp	Temp (° C)	DO (%)	DO (mg/L)	Tur (NTU)	Station	Timestamp	Temp (° C)	DO (%)	DO (mg/L)	Tur (NTU)	Station	Timestamp	Temp (°C)	DO (%)	DO (mg/L)	Tur (NTU)
SR12	18/10/2014 0:01	28.04	68.3	4.46	3.5	SR12	18/10/2014 6:01	27.97	67.9	4.44	2.7	SR12	18/10/2014 12:01	28.00	74.2	4.84	7.6	SR12	18/10/2014 18:01	28.00	71.2	4.65	4.0
SR12	18/10/2014 0:06	28.04	68.8	4.49	4.2	SR12	18/10/2014 6:06	27.97	68.7	4.49	2.5	SR12	18/10/2014 12:06	28.00	74.3	4.85	5.2	SR12	18/10/2014 18:06	27.98	71.6	4.68	4.6
SR12	18/10/2014 0:11	28.04	70.4	4.60	4.0	SR12	18/10/2014 6:11	27.96	68.6	4.49	2.8	SR12	18/10/2014 12:11	28.00	74.3	4.85	5.4	SR12	18/10/2014 18:11	27.98	71.0	4.64	4.3
SR12	18/10/2014 0:16	28.04	69.7	4.55	4.3	SR12	18/10/2014 6:16	27.96	69.5	4.55	2.8	SR12	18/10/2014 12:16	28.00	74.2	4.84	7.3	SR12	18/10/2014 18:16	27.98	70.7	4.62	4.8
SR12	18/10/2014 0:21	28.04	69.7	4.55	4.5	SR12	18/10/2014 6:21	27.96	69.0	4.51	2.9	SR12	18/10/2014 12:21	28.02	74.7	4.87	5.4	SR12	18/10/2014 18:21	28.00	69.7	4.55	5.2
SR12	18/10/2014 0:26	28.04	68.0	4.44	3.3	SR12	18/10/2014 6:26	27.96	69.9	4.57	3.1	SR12	18/10/2014 12:26	28.03	74.5	4.87	5.0	SR12	18/10/2014 18:26	28.00	69.8	4.56	5.3
SR12	18/10/2014 0:31	28.04	68.9	4.50	3.9	SR12	18/10/2014 6:31	27.96	69.1	4.52	2.8	SR12	18/10/2014 12:31	28.03	74.4	4.85	6.4	SR12	18/10/2014 18:31	28.00	69.2	4.52	5.1
SR12	18/10/2014 0:36	28.04	67.8	4.43	4.1	SR12	18/10/2014 6:36	27.94	68.2	4.46	2.7	SR12	18/10/2014 12:36	28.03	74.3	4.85	5.2	SR12	18/10/2014 18:36	28.00	70.4	4.60	6.8
SR12	18/10/2014 0:41	28.04	66.9	4.37	3.5	SR12	18/10/2014 6:41	27.94	68.9	4.51	2.9	SR12	18/10/2014 12:41	28.03	73.3	4.79	4.7	SR12	18/10/2014 18:41	28.00	70.7	4.62	5.2
SR12	18/10/2014 0:46	28.04	67.0	4.38	3.9	SR12	18/10/2014 6:46	27.95	67.9	4.44	2.9	SR12	18/10/2014 12:46	28.03	72.5	4.73	4.5	SR12	18/10/2014 18:46	28.00	70.5	4.60	5.1
SR12	18/10/2014 0:51	28.04	68.0	4.44	3.3	SR12	18/10/2014 6:51	27.94	68.3	4.47	3.3	SR12	18/10/2014 12:51	28.05	74.3	4.85	4.4	SR12	18/10/2014 18:51	27.99	69.8	4.56	4.9
SR12	18/10/2014 0:56	28.04	67.6	4.42	3.5	SR12	18/10/2014 6:56	27.93	68.1	4.45	2.8	SR12	18/10/2014 12:56	28.07	75.5	4.93	4.7	SR12	18/10/2014 18:56	27.99	70.8	4.62	6.7
SR12	18/10/2014 1:01	28.04	68.2	4.46	4.5	SR12	18/10/2014 7:01	27.93	67.4	4.41	2.5	SR12	18/10/2014 13:01	28.07	74.9	4.89	3.9	SR12	18/10/2014 19:01	27.99	70.8	4.62	6.9
SR12	18/10/2014 1:06	28.04	67.7	4.42	4.9	SR12	18/10/2014 7:06	27.94	66.8	4.37	3.1	SR12	18/10/2014 13:06	28.07	74.4	4.85	4.4	SR12	18/10/2014 19:06	28.00	70.7	4.62	5.5
SR12	18/10/2014 1:11	28.04	66.6	4.35	4.2	SR12	18/10/2014 7:11	27.85	67.5	4.42	5.0	SR12	18/10/2014 13:11	28.06	74.3	4.85	3.9	SR12	18/10/2014 19:11	28.00	70.6	4.61	5.7
SR12	18/10/2014 1:16	28.04	66.7	4.35	3.5	SR12	18/10/2014 7:16	27.86	68.1	4.46	4.4	SR12	18/10/2014 13:16	28.03	74.6	4.87	3.7	SR12	18/10/2014 19:16	28.00	69.7	4.55	6.1
SR12	18/10/2014 1:21	28.03	68.1	4.45	4.3	SR12	18/10/2014 7:21	27.88	67.6	4.43	2.8	SR12	18/10/2014 13:21	28.03	74.6	4.87	3.6	SR12	18/10/2014 19:21	28.01	68.2	4.45	4.5
SR12	18/10/2014 1:26	28.03	68.9	4.50	3.4	SR12	18/10/2014 7:26	27.80	67.2	4.41	2.9	SR12	18/10/2014 13:26	28.03	74.8	4.88	3.6	SR12	18/10/2014 19:26	28.01	68.2	4.45	5.2
SR12	18/10/2014 1:31	28.03	68.8	4.50	3.4	SR12	18/10/2014 7:31	27.83	66.8	4.38	3.6	SR12	18/10/2014 13:31	28.16	72.6	4.73	3.2	SR12	18/10/2014 19:31	28.01	68.8	4.49	6.2
SR12	18/10/2014 1:36	28.03	68.6	4.48	3.7	SR12	18/10/2014 7:36	27.87	67.0	4.39	3.7	SR12	18/10/2014 13:36	28.20	71.8	4.68	3.3	SR12	18/10/2014 19:36	28.01	67.6	4.41	4.3
SR12	18/10/2014 1:41	28.03	66.6	4.35	3.7	SR12	18/10/2014 7:41	27.88	66.9	4.38	3.6	SR12	18/10/2014 13:41	28.17	72.0	4.69	3.4	SR12	18/10/2014 19:41	28.01	67.8	4.43	4.4
SR12	18/10/2014 1:46	28.03	65.9	4.31	**12.1**	SR12	18/10/2014 7:46	27.88	66.9	4.38	3.2	SR12	18/10/2014 13:46	28.18	71.4	4.65	3.2	SR12	18/10/2014 19:46	28.01	67.4	4.40	4.9
SR12	18/10/2014 1:51	28.03	66.5	4.35	4.9	SR12	18/10/2014 7:51	27.89	66.7	4.37	4.6	SR12	18/10/2014 13:51	28.18	71.2	4.64	3.1	SR12	18/10/2014 19:51	28.01	67.7	4.42	4.3
SR12	18/10/2014 1:56	28.03	66.7	4.35	3.7	SR12	18/10/2014 7:56	27.91	66.6	4.36	4.7	SR12	18/10/2014 13:56	28.18	71.2	4.64	3.1	SR12	18/10/2014 19:56	28.01	67.7	4.42	5.7
SR12	18/10/2014 2:01	28.03	67.5	4.41	3.7	SR12	18/10/2014 8:01	27.92	66.3	4.34	4.8	SR12	18/10/2014 14:01	28.16	71.1	4.64	3.1	SR12	18/10/2014 20:01	28.01	68.3	4.46	4.8
SR12	18/10/2014 2:06	28.03	66.0	4.31	3.6	SR12	18/10/2014 8:06	27.93	66.7	4.36	5.2	SR12	18/10/2014 14:06	28.13	70.7	4.61	3.1	SR12	18/10/2014 20:06	28.01	68.9	4.50	5.1
SR12	18/10/2014 2:11	28.03	65.9	4.30	3.5	SR12	18/10/2014 8:11	27.94	67.1	4.39	4.6	SR12	18/10/2014 14:11	28.11	71.4	4.66	4.7	SR12	18/10/2014 20:11	28.01	68.2	4.46	4.6
SR12	18/10/2014 2:16	28.03	66.3	4.33	3.5	SR12	18/10/2014 8:16	27.95	66.8	4.37	4.5	SR12	18/10/2014 14:16	28.10	71.5	4.67	4.0	SR12	18/10/2014 20:16	28.01	68.1	4.45	5.1
SR12	18/10/2014 2:21	28.03	68.4	4.47	3.7	SR12	18/10/2014 8:21	27.95	67.2	4.40	4.1	SR12	18/10/2014 14:21	28.10	71.6	4.67	3.7	SR12	18/10/2014 20:21	28.01	69.0	4.50	5.6
SR12	18/10/2014 2:26	28.03	65.6	4.28	3.1	SR12	18/10/2014 8:26	27.95	66.8	4.37	4.8	SR12	18/10/2014 14:26	28.09	71.5	4.66	4.1	SR12	18/10/2014 20:26	28.01	68.4	4.47	6.4
SR12	18/10/2014 2:31	28.03	65.6	4.28	3.3	SR12	18/10/2014 8:31	27.95	66.9	4.38	4.8	SR12	18/10/2014 14:31	28.08	71.2	4.65	3.0	SR12	18/10/2014 20:31	28.01	69.1	4.51	6.1
SR12	18/10/2014 2:36	28.03	66.0	4.31	3.5	SR12	18/10/2014 8:36	27.95	67.4	4.41	4.9	SR12	18/10/2014 14:36	28.07	71.8	4.69	3.8	SR12	18/10/2014 20:36	28.01	68.8	4.49	5.4
SR12	18/10/2014 2:41	28.03	65.7	4.29	3.5	SR12	18/10/2014 8:41	27.95	67.7	4.43	3.8	SR12	18/10/2014 14:41	28.07	71.9	4.69	3.9	SR12	18/10/2014 20:41	28.00	68.7	4.49	5.6
SR12	18/10/2014 2:46	28.03	65.5	4.28	3.0	SR12	18/10/2014 8:46	27.94	68.0	4.45	4.1	SR12	18/10/2014 14:46	28.05	72.8	4.75	3.7	SR12	18/10/2014 20:46	27.99	68.2	4.46	5.4
SR12	18/10/2014 2:51	28.03	65.5	4.28	3.2	SR12	18/10/2014 8:51	27.95	67.9	4.44	4.1	SR12	18/10/2014 14:51	28.05	73.0	4.77	3.6	SR12	18/10/2014 20:51	27.99	68.6	4.48	5.1
SR12	18/10/2014 2:56	28.03	66.7	4.36	3.4	SR12	18/10/2014 8:56	27.94	68.3	4.47	4.1	SR12	18/10/2014 14:56	28.05	72.9	4.76	3.7	SR12	18/10/2014 20:56	27.99	68.1	4.45	4.9
SR12	18/10/2014 3:01	28.03	66.7	4.36	3.6	SR12	18/10/2014 9:01	27.94	69.4	4.54	4.1	SR12	18/10/2014 15:01	28.04	72.5	4.73	3.9	SR12	18/10/2014 21:01	27.99	68.8	4.50	5.0
SR12	18/10/2014 3:06	28.02	67.1	4.38	3.5	SR12	18/10/2014 9:06	27.93	70.4	4.61	4.3	SR12	18/10/2014 15:06	28.06	73.1	4.77	3.4	SR12	18/10/2014 21:06	27.99	69.2	4.52	5.5
SR12	18/10/2014 3:11	28.02	67.7	4.42	3.4	SR12	18/10/2014 9:11	27.93	70.3	4.60	5.6	SR12	18/10/2014 15:11	28.05	73.1	4.77	3.4	SR12	18/10/2014 21:11	27.99	68.5	4.47	5.1
SR12	18/10/2014 3:16	28.02	66.6	4.35	2.7	SR12	18/10/2014 9:16	27.93	71.3	4.67	4.6	SR12	18/10/2014 15:16	28.08	72.4	4.73	3.9	SR12	18/10/2014 21:16	27.98	68.8	4.50	5.5
SR12	18/10/2014 3:21	28.01	67.5	4.41	3.8	SR12	18/10/2014 9:21	27.93	71.8	4.70	4.3	SR12	18/10/2014 15:21	28.05	72.4	4.73	4.5	SR12	18/10/2014 21:21	27.98	69.1	4.51	5.3
SR12	18/10/2014 3:26	28.01	68.9	4.50	4.0	SR12	18/10/2014 9:26	27.93	72.0	4.71	4.4	SR12	18/10/2014 15:26	28.06	72.3	4.72	3.9	SR12	18/10/2014 21:26	27.98	69.1	4.51	5.0
SR12	18/10/2014 3:31	28.01	67.1	4.38	3.3	SR12	18/10/2014 9:31	27.95	72.2	4.72	4.0	SR12	18/10/2014 15:31	28.07	72.1	4.71	4.0	SR12	18/10/2014 21:31	27.98	68.9	4.50	5.3
SR12	18/10/2014 3:36	28.01	66.9	4.37	3.1	SR12	18/10/2014 9:36	27.94	72.4	4.74	6.5	SR12	18/10/2014 15:36	28.07	72.0	4.70	3.8	SR12	18/10/2014 21:36	27.95	70.7	4.63	5.8
SR12	18/10/2014 3:41	28.01	66.4	4.34	3.2	SR12	18/10/2014 9:41	27.93	75.0	4.91	5.5	SR12	18/10/2014 15:41	28.06	72.1	4.71	3.9	SR12	18/10/2014 21:41	27.96	69.6	4.55	3.6
SR12	18/10/2014 3:46	28.00	68.2	4.46	3.1	SR12	18/10/2014 9:46	27.93	74.6	4.88	5.1	SR12	18/10/2014 15:46	28.07	72.0	4.70	4.0	SR12	18/10/2014 21:46	27.98	69.6	4.55	3.5
SR12	18/10/2014 3:51	28.00	69.1	4.51	2.8	SR12	18/10/2014 9:51	27.93	75.2	4.92	5.0	SR12	18/10/2014 15:51	28.05	72.4	4.73	3.5	SR12	18/10/2014 21:51	27.98	69.3	4.53	3.3
SR12	18/10/2014 3:56	28.00	68.0	4.44	2.7	SR12	18/10/2014 9:56	27.94	75.5	4.94	4.4	SR12	18/10/2014 15:56	28.06	72.3	4.72	3.3	SR12	18/10/2014 21:56	27.98	69.1	4.51	3.9
SR12	18/10/2014 4:01	27.99	69.1	4.51	3.2	SR12	18/10/2014 10:01	27.94	75.2	4.92	4.7	SR12	18/10/2014 16:01	28.06	71.3	4.65	3.3	SR12	18/10/2014 22:01	27.99	69.2	4.52	5.0
SR12	18/10/2014 4:06	27.99	68.3	4.46	3.0	SR12	18/10/2014 10:06	27.94	74.8	4.89	6.4	SR12	18/10/2014 16:06	28.06	70.8	4.62	3.3	SR12	18/10/2014 22:06	27.98	69.0	4.51	3.9
SR12	18/10/2014 4:11	27.99	69.4	4.54	2.6	SR12	18/10/2014 10:11	27.95	75.0	4.91	5.3	SR12	18/10/2014 16:11	28.07	69.3	4.52	4.4	SR12	18/10/2014 22:11	27.98	68.8	4.50	3.4
SR12	18/10/2014 4:16	27.98	69.8	4.56	2.7	SR12	18/10/2014 10:16	27.95	74.7	4.89	4.5	SR12	18/10/2014 16:16	28.07	70.5	4.60	3.6	SR12	18/10/2014 22:16	27.99	69.1	4.51	3.8
SR12	18/10/2014 4:21	27.98	69.3	4.53	4.5	SR12	18/10/2014 10:21	27.95	74.9	4.90	6.2	SR12	18/10/2014 16:21	28.07	69.4	4.53	4.1	SR12	18/10/2014 22:21	27.99	69.9	4.57	4.8
SR12	18/10/2014 4:26	27.98	69.3	4.53	3.0	SR12	18/10/2014 10:26	27.96	74.8	4.89	5.7	SR12	18/10/2014 16:26	28.06	68.2	4.45	3.6	SR12	18/10/2014 22:26	27.99	70.2	4.59	4.3
SR12	18/10/2014 4:31	27.98	69.2	4.52	2.9	SR12	18/10/2014 10:31	27.96	74.8	4.89	6.1	SR12	18/10/2014 16:31	28.06	68.9	4.50	4.4	SR12	18/10/2014 22:31	27.99	70.4	4.60	4.7
SR12	18/10/2014 4:36	27.98	69.1	4.52	2.5	SR12	18/10/2014 10:36	27.96	74.6	4.87	4.4	SR12	18/10/2014 16:36	28.05	68.8	4.49	4.0	SR12	18/10/2014 22:36	27.99	70.6	4.61	4.4
SR12	18/10/2014 4:41	27.98	68.2	4.46	2.6	SR12	18/10/2014 10:41	27.96	74.1	4.84	4.8	SR12	18/10/2014 16:41	28.04	69.6	4.55	3.8	SR12	18/10/2014 22:41	27.99	71.7	4.68	4.8
SR12	18/10/2014 4:46	27.98	67.6	4.42	2.6	SR12	18/10/2014 10:46	27.97	74.4	4.86	6.4	SR12	18/10/2014 16:46	28.04	69.7	4.55	4.1	SR12	18/10/2014 22:46	27.99	72.1	4.71	5.3
SR12	18/10/2014 4:51	27.98	67.3	4.40	2.7	SR12	18/10/2014 10:51	27.97	74.3	4.86	4.7	SR12	18/10/2014 16:51	28.03	69.4	4.53	5.9	SR12	18/10/2014 22:51	27.99	71.7	4.69	4.5
SR12	18/10/2014 4:56	27.98	68.6	4.48	3.9	SR12	18/10/2014 10:56	27.97	74.0	4.84	5.1	SR12	18/10/2014 16:56	28.04	68.6	4.48	7.0	SR12	18/10/2014 22:56	27.99	71.9	4.70	5.5
SR12	18/10/2014 5:01	27.98	67.3	4.40	2.9	SR12	18/10/2014 11:01	27.97	74.7	4.88	4.9	SR12	18/10/2014 17:01	28.01	71.7	4.68	5.1	SR12	18/10/2014 23:01	27.99	71.8	4.69	6.1
SR12	18/10/2014 5:06	27.98	66.8	4.37	5.3	SR12	18/10/2014 11:06	27.98	74.9	4.90	4.5	SR12	18/10/2014 17:06	28.01	72.4	4.73	5.6	SR12	18/10/2014 23:06	27.98	71.4	4.67	4.7
SR12	18/10/2014 5:11	27.97	68.5	4.48	2.9	SR12	18/10/2014 11:11	27.99	75.2	4.91	4.2	SR12	18/10/2014 17:11	28.00	71.2	4.65	5.1	SR12	18/10/2014 23:11	27.98	72.1	4.72	3.7
SR12	18/10/2014 5:16	27.98	68.4	4.47	2.7	SR12	18/10/2014 11:16	27.99	74.6	4.87	4.1	SR12	18/10/2014 17:16	27.99	72.0	4.70	4.7	SR12	18/10/2014 23:16	27.98	71.8	4.69	5.4
SR12	18/10/2014 5:21	27.98	68.2	4.46	2.7	SR12	18/10/2014 11:21	27.98	74.0	4.84	5.0	SR12	18/10/2014 17:21	28.00	71.7	4.68	4.4	SR12	18/10/2014 23:21	27.98	71.0	4.64	4.3
SR12	18/10/2014 5:26	27.97	68.1	4.45	2.5	SR12	18/10/2014 11:26	27.98	74.6	4.87	5.4	SR12	18/10/2014 17:26	28.00	71.5	4.67	4.6	SR12	18/10/2014 23:26	27.98	70.8	4.63	4.1
SR12	18/10/2014 5:31	27.97	67.5	4.42	2.8	SR12	18/10/2014 11:31	27.99	75.1	4.91	5.2	SR12	18/10/2014 17:31	28.01	72.8	4.75	4.0	SR12	18/10/2014 23:31	27.98	70.9	4.64	4.5
SR12	18/10/2014 5:36	27.97	67.9	4.44	2.6	SR12	18/10/2014 11:36	27.99	75.2	4.91	5.2	SR12	18/10/2014 17:36	28.01	72.9	4.76	3.9	SR12	18/10/2014 23:36	27.97	70.8	4.63	3.8
SR12	18/10/2014 5:41	27.97	70.0	4.58	2.9	SR12	18/10/2014 11:41	27.99	75.3	4.92	5.2	SR12	18/10/2014 17:41	28.01	73.2	4.78	4.3	SR12	18/10/2014 23:41	27.97	70.2	4.59	4.0
SR12	18/10/2014 5:46	27.97	70.2	4.59	2.7	SR12	18/10/2014 11:46	27.99	75.5	4.93	4.5	SR12	18/10/2014 17:46	28.01	72.4	4.73	4.1	SR12	18/10/2014 23:46	27.97	70.0	4.57	4.3
SR12	18/10/2014 5:51	27.97	70.2	4.59	3.4	SR12	18/10/2014 11:51	28.00	75.2	4.92	4.5	SR12	18/10/2014 17:51	28.01	73.4	4.79	4.6	SR12	18/10/2014 23:51	27.97	69.6	4.55	4.4
SR12	18/10/2014 5:56	27.97	69.7	4.56	3.0	SR12	18/10/2014 11:56	28.00	75.0	4.90	4.4	SR12	18/10/2014 17:56	27.99	72.0	4.70	4.2	SR12	18/10/2014 23:56	27.98	70.4	4.60	4.1

Station	Timestamp	Temp (° C)	DO (%)	DO (mg/L)	Tur (NTU)	Station	Timestamp	Temp (° C)	DO (%)	DO (mg/L)	Tur (NTU)	Station	Timestamp	Temp (° C)	DO (%)	DO (mg/L)	Tur (NTU)	Station	Timestamp	Temp (°C)	DO (%)	DO (mg/L)	Tur (NTU)
SR13	18/10/2014 0:00	28.03	69.6	**4.58**	4.1	SR13	18/10/2014 6:00	27.97	69.0	**4.55**	3.7	SR13	18/10/2014 12:00	27.95	68.9	**4.54**	4.9	SR13	18/10/2014 18:00	28.02	68.0	**4.48**	2.3
SR13	18/10/2014 0:05	28.02	69.1	**4.55**	2.8	SR13	18/10/2014 6:05	27.97	69.1	**4.56**	3.9	SR13	18/10/2014 12:05	27.95	68.5	**4.52**	5.2	SR13	18/10/2014 18:05	28.03	68.2	**4.49**	2.7
SR13	18/10/2014 0:10	28.02	69.0	**4.54**	3.2	SR13	18/10/2014 6:10	27.97	68.2	**4.50**	2.8	SR13	18/10/2014 12:10	27.95	68.6	**4.53**	5.3	SR13	18/10/2014 18:10	28.03	68.1	**4.49**	2.2
SR13	18/10/2014 0:15	28.03	68.4	**4.51**	2.7	SR13	18/10/2014 6:15	27.97	68.2	**4.50**	2.9	SR13	18/10/2014 12:15	27.94	67.7	**4.47**	5.0	SR13	18/10/2014 18:15	28.01	69.5	**4.58**	2.8
SR13	18/10/2014 0:20	28.03	69.2	**4.55**	3.5	SR13	18/10/2014 6:20	27.97	67.9	**4.48**	2.5	SR13	18/10/2014 12:20	27.95	67.7	**4.47**	3.1	SR13	18/10/2014 18:20	28.00	68.9	**4.54**	3.7
SR13	18/10/2014 0:25	28.03	69.4	**4.57**	3.2	SR13	18/10/2014 6:25	27.97	67.8	**4.47**	2.9	SR13	18/10/2014 12:25	27.99	68.6	**4.53**	2.3	SR13	18/10/2014 18:25	28.00	68.1	**4.48**	2.7
SR13	18/10/2014 0:30	28.03	69.1	**4.55**	2.9	SR13	18/10/2014 6:30	27.97	68.0	**4.48**	3.0	SR13	18/10/2014 12:30	28.04	70.3	**4.64**	1.2	SR13	18/10/2014 18:30	28.01	68.3	**4.50**	2.3
SR13	18/10/2014 0:35	28.03	69.1	**4.55**	3.5	SR13	18/10/2014 6:35	27.97	67.5	**4.45**	2.5	SR13	18/10/2014 12:35	28.07	71.3	**4.70**	0.8	SR13	18/10/2014 18:35	28.01	67.6	**4.45**	2.6
SR13	18/10/2014 0:40	28.03	68.6	**4.52**	2.3	SR13	18/10/2014 6:40	27.97	67.4	**4.44**	2.7	SR13	18/10/2014 12:40	28.04	71.0	**4.68**	0.8	SR13	18/10/2014 18:40	28.00	67.6	**4.46**	2.8
SR13	18/10/2014 0:45	28.03	68.4	**4.50**	2.8	SR13	18/10/2014 6:45	27.97	68.0	**4.48**	3.5	SR13	18/10/2014 12:45	28.04	70.7	**4.66**	0.6	SR13	18/10/2014 18:45	27.99	68.5	**4.51**	3.2
SR13	18/10/2014 0:50	28.03	68.5	**4.51**	2.6	SR13	18/10/2014 6:50	27.97	68.3	**4.50**	3.7	SR13	18/10/2014 12:50	28.04	70.3	**4.63**	0.6	SR13	18/10/2014 18:50	28.00	67.8	**4.47**	3.1
SR13	18/10/2014 0:55	28.03	68.6	**4.51**	2.9	SR13	18/10/2014 6:55	27.97	67.9	**4.48**	3.2	SR13	18/10/2014 12:55	28.04	70.4	**4.64**	0.7	SR13	18/10/2014 18:55	27.99	68.0	**4.48**	2.0
SR13	18/10/2014 1:00	28.03	68.4	**4.50**	2.6	SR13	18/10/2014 7:00	27.97	68.3	**4.50**	3.5	SR13	18/10/2014 13:00	28.02	70.7	**4.66**	1.0	SR13	18/10/2014 19:00	28.00	66.7	**4.40**	1.4
SR13	18/10/2014 1:05	28.03	68.2	**4.49**	2.5	SR13	18/10/2014 7:05	27.97	67.8	**4.47**	3.4	SR13	18/10/2014 13:05	28.00	70.4	**4.64**	1.8	SR13	18/10/2014 19:05	27.99	68.5	**4.51**	2.6
SR13	18/10/2014 1:10	28.03	68.8	**4.53**	3.1	SR13	18/10/2014 7:10	27.97	68.1	**4.49**	3.6	SR13	18/10/2014 13:10	28.02	70.6	**4.65**	1.8	SR13	18/10/2014 19:10	27.98	68.2	**4.49**	3.2
SR13	18/10/2014 1:15	28.03	69.1	**4.55**	3.5	SR13	18/10/2014 7:15	27.96	68.4	**4.51**	3.5	SR13	18/10/2014 13:15	28.01	69.9	**4.61**	1.3	SR13	18/10/2014 19:15	27.98	68.5	**4.51**	2.3
SR13	18/10/2014 1:20	28.03	68.6	**4.51**	2.1	SR13	18/10/2014 7:20	27.95	68.5	**4.52**	3.1	SR13	18/10/2014 13:20	28.01	70.1	**4.62**	2.1	SR13	18/10/2014 19:20	27.98	67.9	**4.48**	2.7
SR13	18/10/2014 1:25	28.01	70.2	**4.62**	3.4	SR13	18/10/2014 7:25	27.96	68.3	**4.50**	3.1	SR13	18/10/2014 13:25	28.01	70.0	**4.62**	2.1	SR13	18/10/2014 19:25	27.98	68.4	**4.51**	3.1
SR13	18/10/2014 1:30	28.01	69.5	**4.58**	3.6	SR13	18/10/2014 7:30	27.96	68.5	**4.52**	3.4	SR13	18/10/2014 13:30	28.03	71.2	**4.69**	2.5	SR13	18/10/2014 19:30	27.98	68.8	**4.54**	3.1
SR13	18/10/2014 1:35	28.01	69.9	**4.60**	3.2	SR13	18/10/2014 7:35	27.95	68.8	**4.54**	4.9	SR13	18/10/2014 13:35	28.02	71.1	**4.68**	7.9	SR13	18/10/2014 19:35	27.98	68.3	**4.50**	3.5
SR13	18/10/2014 1:40	28.01	69.6	**4.59**	3.3	SR13	18/10/2014 7:40	27.95	68.6	**4.52**	3.1	SR13	18/10/2014 13:40	28.04	70.8	**4.66**	2.4	SR13	18/10/2014 19:40	27.98	67.8	**4.47**	2.6
SR13	18/10/2014 1:45	28.01	69.1	**4.55**	3.3	SR13	18/10/2014 7:45	27.95	68.3	**4.51**	2.8	SR13	18/10/2014 13:45	28.05	71.0	**4.68**	2.3	SR13	18/10/2014 19:45	27.98	68.2	**4.50**	2.9
SR13	18/10/2014 1:50	28.01	68.9	**4.54**	3.2	SR13	18/10/2014 7:50	27.95	68.0	**4.49**	3.0	SR13	18/10/2014 13:50	28.05	71.3	**4.69**	2.3	SR13	18/10/2014 19:50	27.98	68.2	**4.50**	2.7
SR13	18/10/2014 1:55	28.02	68.5	**4.51**	2.7	SR13	18/10/2014 7:55	27.95	68.1	**4.49**	2.9	SR13	18/10/2014 13:55	28.03	70.6	**4.65**	3.1	SR13	18/10/2014 19:55	27.98	68.1	**4.49**	2.6
SR13	18/10/2014 2:00	28.02	68.4	**4.50**	2.8	SR13	18/10/2014 8:00	27.95	67.7	**4.46**	3.0	SR13	18/10/2014 14:00	28.03	70.5	**4.64**	3.0	SR13	18/10/2014 20:00	27.96	67.5	**4.45**	2.2
SR13	18/10/2014 2:05	28.02	68.1	**4.48**	3.0	SR13	18/10/2014 8:05	27.96	67.2	**4.43**	1.9	SR13	18/10/2014 14:05	28.03	70.1	**4.62**	2.2	SR13	18/10/2014 20:05	27.97	69.4	**4.58**	3.2
SR13	18/10/2014 2:10	28.01	68.2	**4.49**	3.3	SR13	18/10/2014 8:10	27.96	67.6	**4.46**	2.6	SR13	18/10/2014 14:10	28.03	69.9	**4.61**	2.2	SR13	18/10/2014 20:10	27.97	69.7	**4.59**	3.8
SR13	18/10/2014 2:15	28.01	68.6	**4.52**	3.5	SR13	18/10/2014 8:15	27.96	67.3	**4.44**	2.7	SR13	18/10/2014 14:15	28.05	71.2	**4.69**	2.9	SR13	18/10/2014 20:15	27.96	69.5	**4.58**	3.0
SR13	18/10/2014 2:20	28.01	68.3	**4.50**	2.6	SR13	18/10/2014 8:20	27.97	66.7	**4.40**	3.2	SR13	18/10/2014 14:20	28.08	71.3	**4.70**	2.0	SR13	18/10/2014 20:20	27.97	69.3	**4.57**	3.4
SR13	18/10/2014 2:25	28.01	68.5	**4.51**	2.5	SR13	18/10/2014 8:25	27.97	64.5	**4.25**	3.3	SR13	18/10/2014 14:25	28.09	71.4	**4.70**	2.0	SR13	18/10/2014 20:25	27.97	68.8	**4.53**	3.3
SR13	18/10/2014 2:30	28.01	68.4	**4.51**	2.4	SR13	18/10/2014 8:30	27.96	66.2	**4.37**	2.5	SR13	18/10/2014 14:30	28.08	71.3	**4.69**	1.4	SR13	18/10/2014 20:30	27.96	68.4	**4.51**	2.2
SR13	18/10/2014 2:35	28.01	67.9	**4.47**	2.5	SR13	18/10/2014 8:35	27.96	66.3	**4.37**	2.2	SR13	18/10/2014 14:35	28.11	71.5	**4.71**	1.4	SR13	18/10/2014 20:35	27.97	67.7	**4.47**	2.1
SR13	18/10/2014 2:40	28.01	67.8	**4.46**	2.3	SR13	18/10/2014 8:40	27.95	67.3	**4.44**	2.3	SR13	18/10/2014 14:40	28.14	72.0	**4.74**	1.2	SR13	18/10/2014 20:40	27.97	67.7	**4.46**	2.2
SR13	18/10/2014 2:45	28.01	67.6	**4.45**	2.5	SR13	18/10/2014 8:45	27.96	64.1	**4.23**	2.5	SR13	18/10/2014 14:45	28.13	72.0	**4.73**	2.1	SR13	18/10/2014 20:45	27.97	68.1	**4.49**	2.5
SR13	18/10/2014 2:50	28.01	67.2	**4.43**	2.0	SR13	18/10/2014 8:50	27.95	64.5	**4.25**	2.2	SR13	18/10/2014 14:50	28.11	71.5	**4.71**	0.8	SR13	18/10/2014 20:50	27.97	67.9	**4.47**	2.5
SR13	18/10/2014 2:55	28.01	67.0	**4.41**	2.1	SR13	18/10/2014 8:55	27.96	64.6	**4.26**	2.3	SR13	18/10/2014 14:55	28.12	71.8	**4.72**	1.1	SR13	18/10/2014 20:55	27.95	67.8	**4.47**	2.2
SR13	18/10/2014 3:00	28.01	67.4	**4.44**	1.9	SR13	18/10/2014 9:00	27.96	67.9	**4.48**	2.5	SR13	18/10/2014 15:00	28.12	71.9	**4.73**	1.1	SR13	18/10/2014 21:00	27.95	67.4	**4.44**	2.6
SR13	18/10/2014 3:05	28.01	67.4	**4.44**	2.1	SR13	18/10/2014 9:05	27.96	67.0	**4.42**	2.5	SR13	18/10/2014 15:05	28.10	70.9	**4.66**	1.0	SR13	18/10/2014 21:05	27.94	66.5	**4.39**	2.0
SR13	18/10/2014 3:10	28.01	67.8	**4.46**	2.4	SR13	18/10/2014 9:10	27.94	66.7	**4.40**	2.8	SR13	18/10/2014 15:10	28.08	70.0	**4.61**	1.5	SR13	18/10/2014 21:10	27.95	68.1	**4.49**	2.9
SR13	18/10/2014 3:15	28.00	67.5	**4.45**	2.3	SR13	18/10/2014 9:15	27.95	63.4	**4.19**	2.9	SR13	18/10/2014 15:15	28.12	71.7	**4.72**	1.3	SR13	18/10/2014 21:15	27.95	66.3	**4.37**	1.8
SR13	18/10/2014 3:20	28.01	67.7	**4.46**	2.1	SR13	18/10/2014 9:20	27.95	64.0	**4.22**	2.8	SR13	18/10/2014 15:20	28.14	72.1	**4.74**	0.7	SR13	18/10/2014 21:20	27.95	66.9	**4.41**	2.2
SR13	18/10/2014 3:25	28.01	67.6	**4.45**	1.9	SR13	18/10/2014 9:25	27.94	65.3	**4.31**	2.9	SR13	18/10/2014 15:25	28.12	71.2	**4.68**	0.7	SR13	18/10/2014 21:25	27.95	66.8	**4.40**	1.7
SR13	18/10/2014 3:30	28.01	67.8	**4.47**	2.5	SR13	18/10/2014 9:30	27.94	66.9	**4.41**	2.7	SR13	18/10/2014 15:30	28.07	71.4	**4.70**	1.1	SR13	18/10/2014 21:30	27.95	66.3	**4.37**	1.5
SR13	18/10/2014 3:35	28.01	67.4	**4.44**	1.9	SR13	18/10/2014 9:35	27.94	65.5	**4.32**	2.8	SR13	18/10/2014 15:35	28.08	71.2	**4.69**	0.9	SR13	18/10/2014 21:35	27.96	67.2	**4.43**	2.1
SR13	18/10/2014 3:40	28.01	67.3	**4.43**	1.8	SR13	18/10/2014 9:40	27.94	65.9	**4.35**	2.8	SR13	18/10/2014 15:40	28.08	71.3	**4.69**	1.8	SR13	18/10/2014 21:40	27.96	67.0	**4.42**	2.3
SR13	18/10/2014 3:45	28.01	67.0	**4.41**	1.8	SR13	18/10/2014 9:45	27.94	65.1	**4.30**	2.9	SR13	18/10/2014 15:45	28.08	71.1	**4.68**	2.1	SR13	18/10/2014 21:45	27.96	67.3	**4.44**	2.9
SR13	18/10/2014 3:50	28.01	67.1	**4.42**	2.5	SR13	18/10/2014 9:50	27.94	65.2	**4.30**	3.3	SR13	18/10/2014 15:50	28.09	71.5	**4.70**	0.9	SR13	18/10/2014 21:50	27.96	67.8	**4.47**	3.4
SR13	18/10/2014 3:55	28.01	67.5	**4.44**	2.1	SR13	18/10/2014 9:55	27.94	64.6	**4.26**	2.8	SR13	18/10/2014 15:55	28.08	71.6	**4.71**	1.7	SR13	18/10/2014 21:55	27.97	67.6	**4.45**	3.4
SR13	18/10/2014 4:00	28.01	66.8	**4.40**	1.7	SR13	18/10/2014 10:00	27.93	63.1	**4.17**	3.7	SR13	18/10/2014 16:00	28.06	70.9	**4.67**	2.0	SR13	18/10/2014 22:00	27.97	67.6	**4.45**	4.8
SR13	18/10/2014 4:05	28.01	67.3	**4.43**	2.0	SR13	18/10/2014 10:05	27.94	64.9	**4.28**	5.9	SR13	18/10/2014 16:05	28.06	71.0	**4.68**	1.9	SR13	18/10/2014 22:05	27.97	67.5	**4.45**	4.4
SR13	18/10/2014 4:10	28.01	67.1	**4.42**	1.9	SR13	18/10/2014 10:10	27.94	68.6	**4.53**	4.3	SR13	18/10/2014 16:10	28.06	70.6	**4.65**	1.9	SR13	18/10/2014 22:10	27.97	67.5	**4.45**	5.1
SR13	18/10/2014 4:15	28.01	67.3	**4.43**	2.1	SR13	18/10/2014 10:15	27.92	66.4	**4.39**	5.5	SR13	18/10/2014 16:15	28.06	70.5	**4.64**	1.7	SR13	18/10/2014 22:15	27.97	67.1	**4.42**	4.0
SR13	18/10/2014 4:20	28.01	67.2	**4.43**	2.1	SR13	18/10/2014 10:20	27.94	68.6	**4.53**	7.0	SR13	18/10/2014 16:20	28.06	70.0	**4.61**	1.4	SR13	18/10/2014 22:20	27.97	66.9	**4.41**	3.4
SR13	18/10/2014 4:25	28.01	68.1	**4.48**	3.0	SR13	18/10/2014 10:25	27.94	68.8	**4.54**	7.9	SR13	18/10/2014 16:25	28.06	69.9	**4.60**	2.2	SR13	18/10/2014 22:25	27.97	66.5	**4.38**	4.9
SR13	18/10/2014 4:30	27.99	66.2	**4.36**	1.5	SR13	18/10/2014 10:30	27.94	69.2	**4.57**	6.0	SR13	18/10/2014 16:30	28.06	69.9	**4.60**	1.5	SR13	18/10/2014 22:30	27.97	67.0	**4.41**	3.5
SR13	18/10/2014 4:35	28.01	67.8	**4.47**	2.0	SR13	18/10/2014 10:35	27.93	68.5	**4.52**	5.9	SR13	18/10/2014 16:35	28.06	69.9	**4.60**	2.2	SR13	18/10/2014 22:35	27.97	66.9	**4.41**	3.2
SR13	18/10/2014 4:40	27.99	66.6	**4.39**	1.8	SR13	18/10/2014 10:40	27.93	68.8	**4.54**	6.1	SR13	18/10/2014 16:40	28.06	70.0	**4.61**	1.8	SR13	18/10/2014 22:40	27.97	66.9	**4.41**	2.2
SR13	18/10/2014 4:45	28.00	66.4	**4.38**	1.5	SR13	18/10/2014 10:45	27.94	68.9	**4.55**	5.6	SR13	18/10/2014 16:45	28.06	69.5	**4.58**	1.6	SR13	18/10/2014 22:45	27.95	67.1	**4.42**	2.7
SR13	18/10/2014 4:50	28.00	66.3	**4.37**	3.6	SR13	18/10/2014 10:50	27.94	68.6	**4.53**	5.5	SR13	18/10/2014 16:50	28.06	68.9	**4.53**	1.4	SR13	18/10/2014 22:50	27.95	66.5	**4.39**	2.0
SR13	18/10/2014 4:55	28.00	66.4	**4.37**	1.9	SR13	18/10/2014 10:55	27.92	66.4	**4.39**	6.4	SR13	18/10/2014 16:55	28.06	68.8	**4.53**	1.6	SR13	18/10/2014 22:55	27.96	66.7	**4.40**	2.5
SR13	18/10/2014 5:00	28.00	65.9	**4.34**	2.0	SR13	18/10/2014 11:00	27.92	66.0	**4.36**	5.6	SR13	18/10/2014 17:00	28.06	68.7	**4.52**	2.0	SR13	18/10/2014 23:00	27.97	67.2	**4.43**	2.5
SR13	18/10/2014 5:05	28.00	66.3	**4.37**	1.8	SR13	18/10/2014 11:05	27.92	65.7	**4.34**	5.7	SR13	18/10/2014 17:05	28.06	67.5	**4.44**	1.0	SR13	18/10/2014 23:05	27.96	67.3	**4.44**	2.9
SR13	18/10/2014 5:10	28.00	66.4	**4.37**	2.3	SR13	18/10/2014 11:10	27.90	64.8	**4.28**	5.3	SR13	18/10/2014 17:10	28.04	69.7	**4.59**	2.3	SR13	18/10/2014 23:10	27.97	69.2	**4.56**	5.0
SR13	18/10/2014 5:15	27.99	67.1	**4.42**	2.1	SR13	18/10/2014 11:15	27.95	69.9	**4.61**	5.8	SR13	18/10/2014 17:15	28.04	69.2	**4.56**	2.3	SR13	18/10/2014 23:15	27.96	68.0	**4.48**	5.0
SR13	18/10/2014 5:20	27.99	67.3	**4.43**	5.2	SR13	18/10/2014 11:20	27.95	69.6	**4.58**	7.5	SR13	18/10/2014 17:20	28.04	69.4	**4.57**	5.3	SR13	18/10/2014 23:20	27.96	67.8	**4.47**	4.0
SR13	18/10/2014 5:25	27.99	68.4	**4.51**	3.3	SR13	18/10/2014 11:25	27.97	69.0	**4.55**	5.0	SR13	18/10/2014 17:25	28.04	69.8	**4.60**	2.6	SR13	18/10/2014 23:25	27.96	67.9	**4.47**	4.1
SR13	18/10/2014 5:30	27.99	68.1	**4.48**	3.0	SR13	18/10/2014 11:30	27.96	69.8	**4.60**	8.8	SR13	18/10/2014 17:30	28.04	69.4	**4.57**	2.9	SR13	18/10/2014 23:30	27.96	67.9	**4.47**	4.2
SR13	18/10/2014 5:35	27.99	68.9	**4.54**	4.1	SR13	18/10/2014 11:35	27.95	69.3	**4.57**	9.4	SR13	18/10/2014 17:35	28.04	69.0	**4.55**	2.8	SR13	18/10/2014 23:35	27.97	67.8	**4.47**	4.2
SR13	18/10/2014 5:40	27.99	68.0	**4.48**	3.4	SR13	18/10/2014 11:40	27.95	69.5	**4.58**	6.7	SR13	18/10/2014 17:40	28.04	69.3	**4.56**	3.3	SR13	18/10/2014 23:40	27.97	68.3	**4.50**	4.1
SR13	18/10/2014 5:45	27.99	67.7	**4.46**	2.8	SR13	18/10/2014 11:45	27.95	69.2	**4.56**	6.4	SR13	18/10/2014 17:45	28.04	68.6	**4.52**	2.7	SR13	18/10/2014 23:45	27.97	68.6	**4.52**	3.7
SR13	18/10/2014 5:50	27.97	69.9	**4.61**	3.6	SR13	18/10/2014 11:50	27.95	68.8	**4.54**	5.2	SR13	18/10/2014 17:50	28.03	68.2	**4.49**	2.3	SR13	18/10/2014 23:50	27.96	68.7	**4.53**	3.2
SR13	18/10/2014 5:55	27.97	69.8	**4.60**	4.0	SR13	18/10/2014 11:55	27.95	68.7	**4.53**	5.4	SR13	18/10/2014 17:55	28.04	68.6	**4.52**	3.5	SR13	18/10/2014 23:55	27.96	69.2	**4.56**	3.7

Station	Timestamp	NH_3 (mg/L)				Station	Timestamp	NH_3 (mg/L)			
SR4	18/10/2014 0:17	0.08				SR12	18/10/2014 0:17	0.06			
SR4	18/10/2014 0:37	0.08				SR12	18/10/2014 0:37	0.06			
SR4	18/10/2014 0:57	0.08				SR12	18/10/2014 0:57	0.06			
SR4	18/10/2014 1:17	0.06				SR12	18/10/2014 1:17	0.06			
SR4	18/10/2014 1:37	0.06				SR12	18/10/2014 1:37	0.06			
SR4	18/10/2014 1:57	0.06				SR12	18/10/2014 1:57	0.06			
SR4	18/10/2014 2:17	0.06				SR12	18/10/2014 2:17	0.06			
SR4	18/10/2014 2:37	0.06				SR12	18/10/2014 2:37	0.07			
SR4	18/10/2014 2:57	0.06				SR12	18/10/2014 2:57	0.06			
SR4	18/10/2014 3:17	0.07				SR12	18/10/2014 3:17	0.06			
SR4	18/10/2014 3:37	0.08				SR12	18/10/2014 3:37	0.08			
SR4	18/10/2014 3:57	0.08				SR12	18/10/2014 3:57	0.06			
SR4	18/10/2014 4:17	0.08				SR12	18/10/2014 4:17	0.06			
SR4	18/10/2014 4:37	0.06				SR12	18/10/2014 4:37	0.06			
SR4	18/10/2014 4:57	0.07				SR12	18/10/2014 4:57	0.07			
SR4	18/10/2014 5:17	0.06				SR12	18/10/2014 5:17	0.06			
SR4	18/10/2014 5:37	0.07				SR12	18/10/2014 5:37	0.06			
SR4	18/10/2014 5:57	0.09				SR12	18/10/2014 5:57	0.06			
SR4						SR12					
SR4	18/10/2014 6:37	0.09				SR12	18/10/2014 6:37	0.07			
SR4	18/10/2014 6:57	0.08				SR12	18/10/2014 6:57	0.06			
SR4	18/10/2014 7:17	0.08				SR12	18/10/2014 7:17	0.06			
SR4	18/10/2014 7:37	0.08				SR12	18/10/2014 7:37	0.08			
SR4	18/10/2014 7:57	0.09				SR12	18/10/2014 7:57	0.07			
SR4	18/10/2014 8:17	0.07				SR12	18/10/2014 8:17	0.06			
SR4	18/10/2014 8:37	0.07				SR12	18/10/2014 8:37	0.05			
SR4	18/10/2014 8:57	0.08				SR12	18/10/2014 8:57	0.05			
SR4	18/10/2014 9:17	0.07				SR12	18/10/2014 9:17	0.05			
SR4	18/10/2014 9:37	0.07				SR12	18/10/2014 9:37	0.05			
SR4	18/10/2014 9:57	0.07				SR12	18/10/2014 9:57	0.05			
SR4	18/10/2014 10:17	0.08				SR12	18/10/2014 10:17	0.06			
SR4	18/10/2014 10:37	0.07				SR12	18/10/2014 10:37	0.06			
SR4	18/10/2014 10:57	0.08				SR12	18/10/2014 10:57	0.06			
SR4	18/10/2014 11:17	0.07				SR12	18/10/2014 11:17	0.07			
SR4	18/10/2014 11:37	0.06				SR12	18/10/2014 11:37	0.08			
SR4	18/10/2014 11:57	0.07				SR12	18/10/2014 11:57	0.08			
SR4	18/10/2014 12:17	0.07				SR12	18/10/2014 12:17	0.09			
SR4	18/10/2014 12:37	0.08				SR12	18/10/2014 12:37	0.09			
SR4	18/10/2014 12:57	0.09				SR12	18/10/2014 12:57	0.09			
SR4	18/10/2014 13:17	0.07				SR12	18/10/2014 13:17	0.08			
SR4	18/10/2014 13:37	0.08				SR12	18/10/2014 13:37	0.06			
SR4	18/10/2014 13:57	0.08				SR12	18/10/2014 13:57	0.08			
SR4	18/10/2014 14:17	0.08				SR12	18/10/2014 14:17	0.07			
SR4	18/10/2014 14:37	0.07				SR12	18/10/2014 14:37	0.08			
SR4	18/10/2014 14:57	0.06				SR12	18/10/2014 14:57	0.08			
SR4	18/10/2014 15:17	0.06				SR12	18/10/2014 15:17	0.09			
SR4	18/10/2014 15:37	0.06				SR12	18/10/2014 15:37	0.09			
SR4	18/10/2014 15:57	0.07				SR12	18/10/2014 15:57	0.09			
SR4	18/10/2014 16:17	0.08				SR12	18/10/2014 16:17	0.09			
SR4	18/10/2014 16:37	0.08				SR12	18/10/2014 16:37	0.08			
SR4	18/10/2014 16:57	0.08				SR12	18/10/2014 16:57	0.08			
SR4	18/10/2014 17:17	0.09				SR12	18/10/2014 17:17	0.08			
SR4	18/10/2014 17:37	0.07				SR12	18/10/2014 17:37	0.09			
SR4	18/10/2014 17:57	0.07				SR12	18/10/2014 17:57	0.07			
SR4	18/10/2014 18:17	0.08				SR12	18/10/2014 18:17	0.07			
SR4	18/10/2014 18:37	0.07				SR12	18/10/2014 18:37	0.08			
SR4	18/10/2014 18:57	0.07				SR12	18/10/2014 18:57	0.07			
SR4	18/10/2014 19:17	0.07				SR12	18/10/2014 19:17	0.07			
SR4	18/10/2014 19:37	0.08				SR12	18/10/2014 19:37	0.07			
SR4	18/10/2014 19:57	0.07				SR12	18/10/2014 19:57	0.07			
SR4	18/10/2014 20:17	0.08				SR12	18/10/2014 20:17	0.06			
SR4	18/10/2014 20:37	0.07				SR12	18/10/2014 20:37	0.06			
SR4	18/10/2014 20:57	0.06				SR12	18/10/2014 20:57	0.07			
SR4	18/10/2014 21:17	0.07				SR12	18/10/2014 21:17	0.06			
SR4	18/10/2014 21:37	0.07				SR12	18/10/2014 21:37	0.06			
SR4	18/10/2014 21:57	0.08				SR12	18/10/2014 21:57	0.07			
SR4	18/10/2014 22:17	0.09				SR12	18/10/2014 22:17	0.06			
SR4	18/10/2014 22:37	0.08				SR12	18/10/2014 22:37	0.08			
SR4	18/10/2014 22:57	0.07				SR12	18/10/2014 22:57	0.08			
SR4	18/10/2014 23:17	0.08				SR12	18/10/2014 23:17	0.07			
SR4	18/10/2014 23:37	0.07				SR12	18/10/2014 23:37	0.06			
SR4	18/10/2014 23:57	0.07				SR12	18/10/2014 23:57	0.06			

Remark: Fonts with underline: Action Level Exceedance
Fonts with bold and underline: Limit Level Exceedance
Automatic Instrument calibration of NH3-N monitor was carried out during 5:57-6:37 at SR4 and SR12.
SR5 monitoring station was under maintenance during 10:35-10:55.
SR9 monitoring station was under maintenance during 10:25-10:55.
SR11 monitoring station was under maintenance during 15:10-15:35.

Station	Timestamp	Temp (° C)	DO (%)	DO (mg/L)	Tur (NTU)	Station	Timestamp	Temp (° C)	DO (%)	DO (mg/L)	Tur (NTU)	Station	Timestamp	Temp (° C)	DO (%)	DO (mg/L)	Tur (NTU)	Station	Timestamp	Temp (°C)	DO (%)	DO (mg/L)	Tur (NTU)
SR4	19/10/2014 0:01	28.01	72.3	4.75	0.3	SR4	19/10/2014 6:01	27.92	72.2	4.75	0.3	SR4	19/10/2014 12:01	27.96	76.1	5.00	3.8	SR4	19/10/2014 18:01	27.98	77.0	5.06	1.2
SR4	19/10/2014 0:06	28.05	73.3	4.81	0.8	SR4	19/10/2014 6:06	27.92	73.0	4.80	0.4	SR4	19/10/2014 12:06	27.98	77.5	5.09	3.4	SR4	19/10/2014 18:06	27.96	76.5	5.02	1.1
SR4	19/10/2014 0:11	28.05	72.5	4.76	0.5	SR4	19/10/2014 6:11	27.91	72.3	4.75	0.6	SR4	19/10/2014 12:11	27.97	75.8	4.98	4.7	SR4	19/10/2014 18:11	27.98	76.6	5.03	1.4
SR4	19/10/2014 0:16	28.06	73.7	4.83	0.7	SR4	19/10/2014 6:16	27.92	71.8	4.72	0.5	SR4	19/10/2014 12:16	27.96	75.1	4.93	3.5	SR4	19/10/2014 18:16	27.96	75.9	4.99	1.2
SR4	19/10/2014 0:21	28.05	73.7	4.83	0.3	SR4	19/10/2014 6:21	27.91	72.2	4.75	0.9	SR4	19/10/2014 12:21	27.97	76.6	5.03	2.6	SR4	19/10/2014 18:21	27.97	76.6	5.03	1.5
SR4	19/10/2014 0:26	28.05	73.1	4.79	0.3	SR4	19/10/2014 6:26	27.91	71.6	4.71	1.6	SR4	19/10/2014 12:26	27.95	76.2	5.01	3.7	SR4	19/10/2014 18:26	27.97	75.8	4.98	1.6
SR4	19/10/2014 0:31	28.05	72.5	4.76	0.5	SR4	19/10/2014 6:31	27.91	71.9	4.72	1.3	SR4	19/10/2014 12:31	27.94	75.9	4.99	3.5	SR4	19/10/2014 18:31	27.97	76.0	4.99	2.0
SR4	19/10/2014 0:36	28.04	72.1	4.73	0.6	SR4	19/10/2014 6:36	27.90	72.5	4.77	0.9	SR4	19/10/2014 12:36	27.93	76.0	4.99	3.5	SR4	19/10/2014 18:36	27.97	76.4	5.02	2.0
SR4	19/10/2014 0:41	28.04	72.1	4.73	0.4	SR4	19/10/2014 6:41	27.90	73.1	4.81	0.7	SR4	19/10/2014 12:41	27.92	76.6	5.04	3.2	SR4	19/10/2014 18:41	27.96	75.3	4.94	1.8
SR4	19/10/2014 0:46	28.02	71.6	4.70	0.5	SR4	19/10/2014 6:46	27.90	72.9	4.80	2.6	SR4	19/10/2014 12:46	27.90	78.0	5.13	2.9	SR4	19/10/2014 18:46	27.96	75.3	4.94	1.7
SR4	19/10/2014 0:51	28.02	71.1	4.67	0.3	SR4	19/10/2014 6:51	27.88	71.2	4.68	0.7	SR4	19/10/2014 12:51	27.93	78.0	5.13	2.4	SR4	19/10/2014 18:51	27.96	74.9	4.92	1.6
SR4	19/10/2014 0:56	27.97	70.4	4.63	0.3	SR4	19/10/2014 6:56	27.89	71.2	4.69	0.9	SR4	19/10/2014 12:56	27.94	77.6	5.10	2.2	SR4	19/10/2014 18:56	27.96	74.5	4.90	2.3
SR4	19/10/2014 1:01	27.96	66.5	4.37	0.4	SR4	19/10/2014 7:01	27.90	72.2	4.75	1.2	SR4	19/10/2014 13:01	27.93	78.1	5.13	2.4	SR4	19/10/2014 19:01	27.95	74.0	4.86	1.2
SR4	19/10/2014 1:06	28.02	72.6	4.76	0.7	SR4	19/10/2014 7:06	27.90	72.3	4.76	1.2	SR4	19/10/2014 13:06	27.93	78.6	5.16	4.5	SR4	19/10/2014 19:06	27.95	74.3	4.88	1.4
SR4	19/10/2014 1:11	28.00	72.5	4.76	0.5	SR4	19/10/2014 7:11	27.90	72.7	4.78	1.3	SR4	19/10/2014 13:11	27.92	78.1	5.14	2.1	SR4	19/10/2014 19:11	27.95	76.1	5.00	3.4
SR4	19/10/2014 1:16	28.02	71.3	4.68	0.6	SR4	19/10/2014 7:16	27.90	71.2	4.68	1.9	SR4	19/10/2014 13:16	27.93	76.6	5.04	4.4	SR4	19/10/2014 19:16	27.95	75.5	4.96	2.3
SR4	19/10/2014 1:21	28.01	70.6	4.64	0.6	SR4	19/10/2014 7:21	27.91	71.6	4.71	1.9	SR4	19/10/2014 13:21	27.91	78.4	5.16	2.0	SR4	19/10/2014 19:21	27.95	75.9	4.99	2.8
SR4	19/10/2014 1:26	28.02	69.0	4.53	1.3	SR4	19/10/2014 7:26	27.90	71.9	4.73	2.0	SR4	19/10/2014 13:26	27.90	76.3	5.02	3.0	SR4	19/10/2014 19:26	27.95	76.1	5.00	2.5
SR4	19/10/2014 1:31	28.02	67.3	4.42	0.6	SR4	19/10/2014 7:31	27.91	71.5	4.70	1.8	SR4	19/10/2014 13:31	27.89	76.0	5.00	5.1	SR4	19/10/2014 19:31	27.94	76.1	5.00	2.6
SR4	19/10/2014 1:36	28.02	69.2	4.54	0.4	SR4	19/10/2014 7:36	27.90	72.8	4.79	1.4	SR4	19/10/2014 13:36	27.89	76.6	5.04	4.8	SR4	19/10/2014 19:36	27.93	76.0	4.99	2.6
SR4	19/10/2014 1:41	28.02	69.4	4.55	0.5	SR4	19/10/2014 7:41	27.91	72.1	4.74	1.4	SR4	19/10/2014 13:41	27.88	76.2	5.01	6.8	SR4	19/10/2014 19:41	27.92	76.1	5.00	3.2
SR4	19/10/2014 1:46	28.01	70.8	4.65	0.8	SR4	19/10/2014 7:46	27.91	72.5	4.76	1.8	SR4	19/10/2014 13:46	27.97	77.3	5.08	3.5	SR4	19/10/2014 19:46	27.91	76.0	5.00	2.3
SR4	19/10/2014 1:51	28.01	70.8	4.65	0.7	SR4	19/10/2014 7:51	27.90	73.7	4.85	0.8	SR4	19/10/2014 13:51	28.04	78.2	5.13	5.1	SR4	19/10/2014 19:51	27.93	75.7	4.98	2.1
SR4	19/10/2014 1:56	27.99	73.2	4.81	1.0	SR4	19/10/2014 7:56	27.90	73.0	4.80	4.5	SR4	19/10/2014 13:56	27.94	77.8	5.11	3.2	SR4	19/10/2014 19:56	27.93	75.4	4.95	2.8
SR4	19/10/2014 2:01	27.99	73.4	4.82	1.3	SR4	19/10/2014 8:01	27.90	73.7	4.85	1.2	SR4	19/10/2014 14:01	27.96	78.5	5.16	2.6	SR4	19/10/2014 20:01	27.93	75.4	4.95	2.6
SR4	19/10/2014 2:06	27.99	73.2	4.81	1.7	SR4	19/10/2014 8:06	27.90	73.2	4.82	1.2	SR4	19/10/2014 14:06	28.07	77.5	5.09	1.7	SR4	19/10/2014 20:06	27.93	76.0	5.00	3.6
SR4	19/10/2014 2:11	27.99	73.0	4.80	1.1	SR4	19/10/2014 8:11	27.90	73.3	4.82	1.1	SR4	19/10/2014 14:11	27.98	77.3	5.08	2.7	SR4	19/10/2014 20:11	27.93	74.9	4.92	3.2
SR4	19/10/2014 2:16	27.99	72.0	4.73	1.1	SR4	19/10/2014 8:16	27.90	73.3	4.82	1.2	SR4	19/10/2014 14:16	28.05	78.8	5.18	1.5	SR4	19/10/2014 20:16	27.93	76.2	5.01	3.3
SR4	19/10/2014 2:21	27.98	73.6	4.84	1.5	SR4	19/10/2014 8:21	27.90	73.4	4.82	1.0	SR4	19/10/2014 14:21	28.04	79.2	5.20	2.2	SR4	19/10/2014 20:21	27.93	75.3	4.95	2.6
SR4	19/10/2014 2:26	27.98	73.6	4.84	1.3	SR4	19/10/2014 8:26	27.90	73.1	4.81	2.5	SR4	19/10/2014 14:26	28.08	77.6	5.09	1.1	SR4	19/10/2014 20:26	27.92	74.9	4.92	2.8
SR4	19/10/2014 2:31	27.97	74.5	4.89	0.9	SR4	19/10/2014 8:31	27.90	72.7	4.78	1.8	SR4	19/10/2014 14:31	28.03	78.4	5.15	1.8	SR4	19/10/2014 20:31	27.92	74.1	4.87	2.5
SR4	19/10/2014 2:36	27.97	75.8	4.98	1.1	SR4	19/10/2014 8:36	27.91	72.0	4.73	1.0	SR4	19/10/2014 14:36	28.05	78.4	5.15	1.9	SR4	19/10/2014 20:36	27.93	74.9	4.93	2.5
SR4	19/10/2014 2:41	27.97	75.3	4.95	0.9	SR4	19/10/2014 8:41	27.91	72.9	4.80	1.5	SR4	19/10/2014 14:41	28.05	79.8	5.23	1.3	SR4	19/10/2014 20:41	27.93	73.3	4.82	2.8
SR4	19/10/2014 2:46	27.97	75.8	4.98	1.2	SR4	19/10/2014 8:46	27.90	73.7	4.85	1.0	SR4	19/10/2014 14:46	28.09	79.3	5.20	1.6	SR4	19/10/2014 20:46	27.93	72.8	4.79	2.6
SR4	19/10/2014 2:51	27.97	75.3	4.95	1.0	SR4	19/10/2014 8:51	27.90	73.4	4.83	1.1	SR4	19/10/2014 14:51	28.11	78.1	5.12	1.3	SR4	19/10/2014 20:51	27.93	75.1	4.93	2.5
SR4	19/10/2014 2:56	27.96	76.6	5.04	1.1	SR4	19/10/2014 8:56	27.90	73.4	4.83	1.4	SR4	19/10/2014 14:56	28.17	78.3	5.13	1.4	SR4	19/10/2014 20:56	27.93	76.4	5.02	2.4
SR4	19/10/2014 3:01	27.96	76.3	5.02	1.0	SR4	19/10/2014 9:01	27.90	73.2	4.81	1.6	SR4	19/10/2014 15:01	28.01	77.8	5.11	2.6	SR4	19/10/2014 21:01	27.93	75.6	4.97	2.0
SR4	19/10/2014 3:06	27.96	76.4	5.02	1.3	SR4	19/10/2014 9:06	27.90	73.2	4.81	1.1	SR4	19/10/2014 15:06	27.98	80.3	5.28	2.1	SR4	19/10/2014 21:06	27.93	75.1	4.93	1.8
SR4	19/10/2014 3:11	27.97	76.6	5.03	1.2	SR4	19/10/2014 9:11	27.90	72.9	4.79	1.0	SR4	19/10/2014 15:11	28.00	79.5	5.22	1.8	SR4	19/10/2014 21:11	27.93	74.7	4.91	1.6
SR4	19/10/2014 3:16	27.97	76.1	5.00	1.5	SR4	19/10/2014 9:16	27.90	73.8	4.85	2.0	SR4	19/10/2014 15:16	28.01	79.2	5.20	1.7	SR4	19/10/2014 21:16	27.93	76.4	5.02	2.3
SR4	19/10/2014 3:21	27.97	76.7	5.04	1.9	SR4	19/10/2014 9:21	27.90	72.9	4.79	1.0	SR4	19/10/2014 15:21	28.05	79.4	5.21	2.0	SR4	19/10/2014 21:21	27.93	75.6	4.97	1.8
SR4	19/10/2014 3:26	27.97	77.2	5.07	1.9	SR4	19/10/2014 9:26	27.91	72.2	4.74	1.6	SR4	19/10/2014 15:26	28.05	79.1	5.19	1.3	SR4	19/10/2014 21:26	27.92	77.2	5.08	2.0
SR4	19/10/2014 3:31	27.97	77.5	5.09	1.7	SR4	19/10/2014 9:31	27.91	73.4	4.83	2.4	SR4	19/10/2014 15:31	28.03	81.9	5.37	1.7	SR4	19/10/2014 21:31	27.92	77.5	5.09	1.4
SR4	19/10/2014 3:36	27.97	76.9	5.05	1.0	SR4	19/10/2014 9:36	27.91	73.8	4.85	1.7	SR4	19/10/2014 15:36	28.03	81.4	5.34	1.2	SR4	19/10/2014 21:36	27.93	76.0	4.99	1.8
SR4	19/10/2014 3:41	27.96	76.4	5.02	0.9	SR4	19/10/2014 9:41	27.92	74.1	4.87	1.3	SR4	19/10/2014 15:41	28.03	80.9	5.31	2.2	SR4	19/10/2014 21:41	27.93	76.5	5.03	1.6
SR4	19/10/2014 3:46	27.96	76.1	5.00	1.1	SR4	19/10/2014 9:46	27.92	74.4	4.89	1.8	SR4	19/10/2014 15:46	27.96	85.1	5.59	1.2	SR4	19/10/2014 21:46	27.93	75.7	4.98	2.5
SR4	19/10/2014 3:51	27.96	75.8	4.98	1.6	SR4	19/10/2014 9:51	27.93	74.8	4.91	2.0	SR4	19/10/2014 15:51	27.99	83.5	5.48	1.8	SR4	19/10/2014 21:51	27.93	76.9	5.06	1.4
SR4	19/10/2014 3:56	27.96	75.1	4.93	1.2	SR4	19/10/2014 9:56	27.93	74.4	4.89	1.3	SR4	19/10/2014 15:56	27.99	82.5	5.42	1.3	SR4	19/10/2014 21:56	27.92	78.3	5.15	2.1
SR4	19/10/2014 4:01	27.95	75.1	4.93	0.9	SR4	19/10/2014 10:01	27.93	75.3	4.95	1.9	SR4	19/10/2014 16:01	28.00	82.1	5.39	1.5	SR4	19/10/2014 22:01	27.92	78.2	5.14	1.7
SR4	19/10/2014 4:06	27.97	75.9	4.99	1.2	SR4	19/10/2014 10:06	27.94	74.6	4.90	1.8	SR4	19/10/2014 16:06	27.99	80.8	5.31	1.8	SR4	19/10/2014 22:06	27.92	78.1	5.13	1.8
SR4	19/10/2014 4:11	27.96	75.6	4.97	1.2	SR4	19/10/2014 10:11	27.94	75.4	4.96	1.4	SR4	19/10/2014 16:11	27.99	81.4	5.34	4.0	SR4	19/10/2014 22:11	27.92	76.8	5.05	1.1
SR4	19/10/2014 4:16	27.96	75.5	4.96	1.0	SR4	19/10/2014 10:16	27.95	75.4	4.96	2.2	SR4	19/10/2014 16:16	28.00	81.1	5.32	0.9	SR4	19/10/2014 22:16	27.92	76.9	5.05	1.6
SR4	19/10/2014 4:21	27.95	74.5	4.90	0.7	SR4	19/10/2014 10:21	27.95	74.1	4.87	2.1	SR4	19/10/2014 16:21	27.99	81.1	5.33	1.3	SR4	19/10/2014 22:21	27.92	78.1	5.13	1.5
SR4	19/10/2014 4:26	27.96	75.3	4.95	1.1	SR4	19/10/2014 10:26	27.95	74.0	4.86	2.1	SR4	19/10/2014 16:26	28.00	80.9	5.31	1.9	SR4	19/10/2014 22:26	27.91	77.0	5.06	1.5
SR4	19/10/2014 4:31	27.96	74.6	4.90	0.7	SR4	19/10/2014 10:31	27.96	73.5	4.83	2.1	SR4	19/10/2014 16:31	28.00	80.9	5.31	1.2	SR4	19/10/2014 22:31	27.91	76.6	5.04	1.8
SR4	19/10/2014 4:36	27.96	74.8	4.91	0.9	SR4	19/10/2014 10:36	27.96	73.2	4.81	3.0	SR4	19/10/2014 16:36	28.00	81.1	5.32	1.1	SR4	19/10/2014 22:36	27.91	76.4	5.02	1.7
SR4	19/10/2014 4:41	27.96	75.0	4.93	1.0	SR4	19/10/2014 10:41	28.00	75.7	4.97	1.1	SR4	19/10/2014 16:41	28.01	81.3	5.34	1.2	SR4	19/10/2014 22:41	27.91	76.1	5.00	1.1
SR4	19/10/2014 4:46	27.95	74.4	4.89	0.7	SR4	19/10/2014 10:46	28.01	75.6	4.96	1.0	SR4	19/10/2014 16:46	28.01	81.0	5.32	1.8	SR4	19/10/2014 22:46	27.91	75.0	4.93	1.2
SR4	19/10/2014 4:51	27.95	75.1	4.93	1.1	SR4	19/10/2014 10:51	28.00	75.3	4.95	2.2	SR4	19/10/2014 16:51	28.00	79.5	5.22	0.8	SR4	19/10/2014 22:51	27.91	74.9	4.92	0.7
SR4	19/10/2014 4:56	27.95	75.6	4.97	0.8	SR4	19/10/2014 10:56	28.00	74.7	4.91	3.0	SR4	19/10/2014 16:56	28.00	79.2	5.20	0.8	SR4	19/10/2014 22:56	27.91	75.3	4.95	0.6
SR4	19/10/2014 5:01	27.94	74.6	4.91	1.2	SR4	19/10/2014 11:01	28.00	74.7	4.90	2.0	SR4	19/10/2014 17:01	28.01	78.8	5.17	1.0	SR4	19/10/2014 23:01	27.91	75.0	4.93	1.5
SR4	19/10/2014 5:06	27.94	74.4	4.89	0.5	SR4	19/10/2014 11:06	27.97	72.7	4.77	2.9	SR4	19/10/2014 17:06	28.00	77.8	5.11	0.8	SR4	19/10/2014 23:06	27.91	75.2	4.95	1.4
SR4	19/10/2014 5:11	27.94	73.8	4.85	0.4	SR4	19/10/2014 11:11	27.96	75.7	4.97	2.7	SR4	19/10/2014 17:11	27.98	77.3	5.08	1.0	SR4	19/10/2014 23:11	27.92	74.3	4.88	2.9
SR4	19/10/2014 5:16	27.94	73.6	4.84	0.9	SR4	19/10/2014 11:16	27.96	75.4	4.95	3.3	SR4	19/10/2014 17:16	27.98	77.5	5.09	1.6	SR4	19/10/2014 23:16	27.92	75.9	4.99	2.6
SR4	19/10/2014 5:21	27.93	74.5	4.89	0.5	SR4	19/10/2014 11:21	27.97	74.8	4.91	2.7	SR4	19/10/2014 17:21	27.98	78.1	5.13	2.2	SR4	19/10/2014 23:21	27.91	76.5	5.03	2.6
SR4	19/10/2014 5:26	27.93	73.8	4.85	0.6	SR4	19/10/2014 11:26	27.96	74.8	4.91	3.3	SR4	19/10/2014 17:26	27.99	78.8	5.18	1.0	SR4	19/10/2014 23:26	27.92	75.1	4.94	2.1
SR4	19/10/2014 5:31	27.92	74.4	4.89	0.5	SR4	19/10/2014 11:31	27.96	76.2	5.01	3.7	SR4	19/10/2014 17:31	28.00	79.1	5.19	1.0	SR4	19/10/2014 23:31	27.91	74.0	4.86	1.2
SR4	19/10/2014 5:36	27.92	74.2	4.88	0.8	SR4	19/10/2014 11:36	27.95	76.0	4.99	3.3	SR4	19/10/2014 17:36	28.00	79.2	5.20	1.2	SR4	19/10/2014 23:36	27.86	76.1	5.01	1.5
SR4	19/10/2014 5:41	27.92	74.5	4.89	0.7	SR4	19/10/2014 11:41	27.96	76.4	5.02	2.7	SR4	19/10/2014 17:41	28.00	79.1	5.19	1.2	SR4	19/10/2014 23:41	27.88	75.5	4.97	1.5
SR4	19/10/2014 5:46	27.92	73.7	4.84	0.4	SR4	19/10/2014 11:46	27.96	76.7	5.04	4.0	SR4	19/10/2014 17:46	28.00	78.0	5.12	1.8	SR4	19/10/2014 23:46	27.88	74.9	4.93	1.3
SR4	19/10/2014 5:51	27.92	72.9	4.79	0.5	SR4	19/10/2014 11:51	27.95	76.0	4.99	3.8	SR4	19/10/2014 17:51	28.00	77.8	5.11	1.3	SR4	19/10/2014 23:51	27.86	75.7	4.99	1.7
SR4	19/10/2014 5:56	27.92	72.5	4.77	0.3	SR4	19/10/2014 11:56	27.95	75.8	4.98	4.0	SR4	19/10/2014 17:56	27.99	77.7	5.10	1.3	SR4	19/10/2014 23:56	27.84	75.9	5.00	1.2

Station	Timestamp	Temp (° C)	DO (%)	DO (mg/L)	Tur (NTU)	Station	Timestamp	Temp (° C)	DO (%)	DO (mg/L)	Tur (NTU)	Station	Timestamp	Temp (° C)	DO (%)	DO (mg/L)	Tur (NTU)	Station	Timestamp	Temp (°C)	DO (%)	DO (mg/L)	Tur (NTU)
SR5	19/10/2014 0:00	27.77	85.2	5.60	1.0	SR5	19/10/2014 6:00	27.63	79.9	**5.27**	0.7	SR5	19/10/2014 12:00	27.71	103.6	6.84	0.1	SR5	19/10/2014 18:00	27.68	92.5	6.10	2.8
SR5	19/10/2014 0:05	27.74	87.2	5.73	0.8	SR5	19/10/2014 6:05	27.75	81.2	**5.33**	1.1	SR5	19/10/2014 12:05	27.66	100.7	6.65	0.7	SR5	19/10/2014 18:05	27.71	91.2	6.01	3.0
SR5	19/10/2014 0:10	27.72	87.1	5.73	0.8	SR5	19/10/2014 6:10	27.65	81.4	**5.36**	0.6	SR5	19/10/2014 12:10	27.66	104.3	6.89	0.1	SR5	19/10/2014 18:10	27.72	90.8	5.98	3.8
SR5	19/10/2014 0:15	27.74	86.7	5.70	1.3	SR5	19/10/2014 6:15	27.63	81.4	**5.36**	0.7	SR5	19/10/2014 12:15	27.63	103.6	6.85	1.1	SR5	19/10/2014 18:15	27.70	91.2	6.01	3.1
SR5	19/10/2014 0:20	27.73	86.4	5.69	0.9	SR5	19/10/2014 6:20	27.71	81.1	**5.33**	0.8	SR5	19/10/2014 12:20	27.68	106.6	7.04	0.7	SR5	19/10/2014 18:20	27.72	91.1	6.00	3.3
SR5	19/10/2014 0:25	27.75	86.6	5.69	0.9	SR5	19/10/2014 6:25	27.67	80.1	**5.27**	0.8	SR5	19/10/2014 12:25	27.66	106.8	7.06	0.5	SR5	19/10/2014 18:25	27.73	89.4	5.88	3.4
SR5	19/10/2014 0:30	27.69	88.5	5.83	1.3	SR5	19/10/2014 6:30	27.65	80.6	**5.31**	1.1	SR5	19/10/2014 12:30	27.70	108.9	7.19	0.1	SR5	19/10/2014 18:30	27.76	88.2	5.80	3.5
SR5	19/10/2014 0:35	27.70	87.9	5.78	0.8	SR5	19/10/2014 6:35	27.67	80.9	**5.32**	1.2	SR5	19/10/2014 12:35	27.67	106.4	7.03	0.5	SR5	19/10/2014 18:35	27.75	88.2	5.80	3.5
SR5	19/10/2014 0:40	27.69	88.9	5.85	0.8	SR5	19/10/2014 6:40	27.75	81.2	**5.34**	2.3	SR5	19/10/2014 12:40	27.63	104.9	6.94	0.2	SR5	19/10/2014 18:40	27.75	87.4	5.75	3.3
SR5	19/10/2014 0:45	27.68	89.0	5.86	1.4	SR5	19/10/2014 6:45	27.75	80.9	**5.31**	1.8	SR5	19/10/2014 12:45	27.63	105.2	6.96	0.4	SR5	19/10/2014 18:45	27.76	87.1	5.73	3.6
SR5	19/10/2014 0:50	27.70	88.3	5.81	1.0	SR5	19/10/2014 6:50	27.80	80.7	**5.30**	2.1	SR5	19/10/2014 12:50	27.66	106.1	7.01	0.7	SR5	19/10/2014 18:50	27.76	86.9	5.71	3.3
SR5	19/10/2014 0:55	27.70	87.8	5.78	1.1	SR5	19/10/2014 6:55	27.78	80.8	**5.30**	1.8	SR5	19/10/2014 12:55	27.58	106.0	7.02	0.2	SR5	19/10/2014 18:55	27.75	87.5	5.75	3.3
SR5	19/10/2014 1:00	27.70	87.4	5.75	0.9	SR5	19/10/2014 7:00	27.81	80.6	**5.29**	1.7	SR5	19/10/2014 13:00	27.51	107.1	7.10	1.0	SR5	19/10/2014 19:00	27.78	86.5	5.68	4.1
SR5	19/10/2014 1:05	27.70	87.2	5.74	0.9	SR5	19/10/2014 7:05	27.78	80.1	**5.26**	2.3	SR5	19/10/2014 13:05	27.52	109.0	7.23	1.0	SR5	19/10/2014 19:05	27.77	86.5	5.68	3.4
SR5	19/10/2014 1:10	27.69	87.5	5.76	0.7	SR5	19/10/2014 7:10	27.74	80.2	**5.27**	1.7	SR5	19/10/2014 13:10	27.55	110.2	7.30	0.8	SR5	19/10/2014 19:10	27.79	86.0	5.65	3.2
SR5	19/10/2014 1:15	27.68	87.6	5.77	0.5	SR5	19/10/2014 7:15	27.73	80.3	**5.28**	1.4	SR5	19/10/2014 13:15	27.51	113.4	7.52	0.4	SR5	19/10/2014 19:15	27.80	85.4	5.61	3.0
SR5	19/10/2014 1:20	27.65	88.4	5.82	0.5	SR5	19/10/2014 7:20	27.70	79.7	**5.24**	1.4	SR5	19/10/2014 13:20	27.60	115.9	7.68	1.0	SR5	19/10/2014 19:20	27.80	85.0	5.58	2.9
SR5	19/10/2014 1:25	27.64	88.8	5.85	0.4	SR5	19/10/2014 7:25	27.82	80.0	**5.25**	1.9	SR5	19/10/2014 13:25	27.61	113.7	7.53	0.7	SR5	19/10/2014 19:25	27.80	84.3	5.53	2.8
SR5	19/10/2014 1:30	27.63	88.7	5.85	0.6	SR5	19/10/2014 7:30	27.80	79.8	**5.24**	2.0	SR5	19/10/2014 13:30	27.60	112.0	7.42	0.8	SR5	19/10/2014 19:30	27.81	84.5	5.55	3.2
SR5	19/10/2014 1:35	27.64	88.6	5.84	0.5	SR5	19/10/2014 7:35	27.82	79.9	**5.23**	2.1	SR5	19/10/2014 13:35	27.63	112.1	7.43	0.6	SR5	19/10/2014 19:35	27.82	84.6	5.55	3.1
SR5	19/10/2014 1:40	27.65	88.8	5.85	0.4	SR5	19/10/2014 7:40	27.84	80.2	**5.25**	2.3	SR5	19/10/2014 13:40	27.66	111.5	7.38	1.1	SR5	19/10/2014 19:40	27.81	84.0	5.51	3.4
SR5	19/10/2014 1:45	27.65	88.7	5.84	0.5	SR5	19/10/2014 7:45	27.82	79.7	**5.22**	2.1	SR5	19/10/2014 13:45	27.63	111.9	7.41	0.7	SR5	19/10/2014 19:45	27.80	84.9	5.57	2.8
SR5	19/10/2014 1:50	27.65	89.0	5.86	0.7	SR5	19/10/2014 7:50	27.83	79.5	**5.21**	2.2	SR5	19/10/2014 13:50	27.58	111.5	7.39	1.0	SR5	19/10/2014 19:50	27.80	85.4	5.61	3.9
SR5	19/10/2014 1:55	27.64	89.0	5.86	0.6	SR5	19/10/2014 7:55	27.79	78.8	**5.17**	1.8	SR5	19/10/2014 13:55	27.58	111.5	7.39	0.9	SR5	19/10/2014 19:55	27.80	85.7	5.62	3.6
SR5	19/10/2014 2:00	27.62	89.6	5.90	0.5	SR5	19/10/2014 8:00	27.82	79.2	**5.19**	2.2	SR5	19/10/2014 14:00	27.61	112.9	7.48	0.6	SR5	19/10/2014 20:00	27.80	85.9	5.64	4.0
SR5	19/10/2014 2:05	27.64	89.5	5.90	0.3	SR5	19/10/2014 8:05	27.84	78.9	**5.17**	2.7	SR5	19/10/2014 14:05	27.65	114.1	7.55	1.4	SR5	19/10/2014 20:05	27.81	85.7	5.62	4.2
SR5	19/10/2014 2:10	27.63	89.4	5.89	0.4	SR5	19/10/2014 8:10	27.84	79.0	**5.18**	3.0	SR5	19/10/2014 14:10	27.63	114.2	7.56	1.3	SR5	19/10/2014 20:10	27.80	85.5	5.61	4.0
SR5	19/10/2014 2:15	27.65	89.3	5.88	0.7	SR5	19/10/2014 8:15	27.76	78.3	**5.14**	1.8	SR5	19/10/2014 14:15	27.57	112.6	7.46	1.0	SR5	19/10/2014 20:15	27.81	85.4	5.60	4.7
SR5	19/10/2014 2:20	27.63	89.5	5.90	0.3	SR5	19/10/2014 8:20	27.76	78.6	**5.16**	1.3	SR5	19/10/2014 14:20	27.63	114.3	7.57	1.0	SR5	19/10/2014 20:20	27.80	85.0	5.58	4.2
SR5	19/10/2014 2:25	27.65	88.8	5.85	0.4	SR5	19/10/2014 8:25	27.71	79.3	**5.21**	1.3	SR5	19/10/2014 14:25	27.63	115.9	7.67	0.9	SR5	19/10/2014 20:25	27.80	84.3	5.53	4.3
SR5	19/10/2014 2:30	27.65	89.2	5.87	0.8	SR5	19/10/2014 8:30	27.75	82.3	5.40	1.2	SR5	19/10/2014 14:30	27.73	117.3	7.75	0.1	SR5	19/10/2014 20:30	27.80	84.5	5.55	4.2
SR5	19/10/2014 2:35	27.68	86.2	5.67	0.5	SR5	19/10/2014 8:35	27.75	83.1	5.46	1.1	SR5	19/10/2014 14:35	27.76	117.8	7.77	0.1	SR5	19/10/2014 20:35	27.80	84.3	5.53	4.7
SR5	19/10/2014 2:40	27.67	86.2	5.68	0.5	SR5	19/10/2014 8:40	27.76	83.0	5.45	1.1	SR5	19/10/2014 14:40	27.65	116.1	7.68	1.3	SR5	19/10/2014 20:40	27.82	84.3	5.53	4.2
SR5	19/10/2014 2:45	27.63	87.2	5.74	0.3	SR5	19/10/2014 8:45	27.80	82.4	5.41	1.1	SR5	19/10/2014 14:45	27.65	115.7	7.65	0.8	SR5	19/10/2014 20:45	27.80	83.8	5.50	4.4
SR5	19/10/2014 2:50	27.63	88.0	5.80	0.4	SR5	19/10/2014 8:50	27.79	82.0	**5.38**	1.1	SR5	19/10/2014 14:50	27.65	115.1	7.61	3.2	SR5	19/10/2014 20:50	27.79	83.2	5.46	4.8
SR5	19/10/2014 2:55	27.62	88.0	5.80	0.5	SR5	19/10/2014 8:55	27.80	81.9	**5.37**	1.2	SR5	19/10/2014 14:55	27.64	113.3	7.50	1.1	SR5	19/10/2014 20:55	27.78	83.0	5.45	3.8
SR5	19/10/2014 3:00	27.63	87.8	5.79	0.6	SR5	19/10/2014 9:00	27.80	81.9	**5.37**	0.9	SR5	19/10/2014 15:00	27.66	112.6	7.44	1.0	SR5	19/10/2014 21:00	27.83	83.6	5.48	3.9
SR5	19/10/2014 3:05	27.65	88.1	5.80	0.5	SR5	19/10/2014 9:05	27.80	82.2	5.39	1.1	SR5	19/10/2014 15:05	27.70	116.5	7.70	0.8	SR5	19/10/2014 21:05	27.81	82.5	5.41	3.2
SR5	19/10/2014 3:10	27.63	87.8	5.78	0.2	SR5	19/10/2014 9:10	27.81	82.0	**5.37**	1.2	SR5	19/10/2014 15:10	27.63	113.9	7.53	1.6	SR5	19/10/2014 21:10	27.82	82.2	5.39	3.2
SR5	19/10/2014 3:15	27.61	88.2	5.81	0.4	SR5	19/10/2014 9:15	27.81	82.4	5.40	1.0	SR5	19/10/2014 15:15	27.60	112.5	7.45	1.0	SR5	19/10/2014 21:15	27.83	82.2	**5.38**	3.8
SR5	19/10/2014 3:20	27.61	88.2	5.81	0.4	SR5	19/10/2014 9:20	27.68	86.1	5.66	0.6	SR5	19/10/2014 15:20	27.60	112.4	7.43	2.0	SR5	19/10/2014 21:20	27.83	83.0	5.44	3.1
SR5	19/10/2014 3:25	27.62	88.0	5.80	0.4	SR5	19/10/2014 9:25	27.66	86.4	5.69	0.7	SR5	19/10/2014 15:25	27.58	108.2	7.16	1.2	SR5	19/10/2014 21:25	27.82	82.2	5.39	3.6
SR5	19/10/2014 3:30	27.62	88.2	5.81	0.5	SR5	19/10/2014 9:30	27.67	86.5	5.69	1.0	SR5	19/10/2014 15:30	27.64	111.6	7.39	0.9	SR5	19/10/2014 21:30	27.72	87.9	5.78	1.8
SR5	19/10/2014 3:35	27.62	87.5	5.77	0.4	SR5	19/10/2014 9:35	27.68	85.8	5.64	0.7	SR5	19/10/2014 15:35	27.58	103.4	6.84	0.8	SR5	19/10/2014 21:35	27.74	88.4	5.81	2.4
SR5	19/10/2014 3:40	27.62	86.3	5.69	0.3	SR5	19/10/2014 9:40	27.69	85.5	5.62	1.0	SR5	19/10/2014 15:40	27.60	103.2	6.82	0.8	SR5	19/10/2014 21:40	27.78	87.7	5.76	2.2
SR5	19/10/2014 3:45	27.65	85.7	5.64	1.0	SR5	19/10/2014 9:45	27.67	86.9	5.72	0.5	SR5	19/10/2014 15:45	27.60	108.3	7.16	0.8	SR5	19/10/2014 21:45	27.78	86.8	5.70	2.1
SR5	19/10/2014 3:50	27.60	88.2	5.81	0.7	SR5	19/10/2014 9:50	27.68	86.6	5.70	0.6	SR5	19/10/2014 15:50	27.63	107.9	7.13	0.7	SR5	19/10/2014 21:50	27.79	86.8	5.70	2.4
SR5	19/10/2014 3:55	27.60	87.0	5.73	0.6	SR5	19/10/2014 9:55	27.68	86.7	5.71	0.4	SR5	19/10/2014 15:55	27.63	109.1	7.21	1.0	SR5	19/10/2014 21:55	27.78	86.6	5.68	2.2
SR5	19/10/2014 4:00	27.62	86.3	5.69	0.6	SR5	19/10/2014 10:00	27.62	90.6	5.97	0.4	SR5	19/10/2014 16:00	27.64	108.6	7.18	0.8	SR5	19/10/2014 22:00	27.79	86.7	5.69	2.8
SR5	19/10/2014 4:05	27.63	84.9	5.59	1.1	SR5	19/10/2014 10:05	27.61	90.7	5.98	0.2	SR5	19/10/2014 16:05	27.61	108.9	7.20	0.8	SR5	19/10/2014 22:05	27.79	86.8	5.70	3.0
SR5	19/10/2014 4:10	27.63	83.2	5.48	0.6	SR5	19/10/2014 10:10	27.62	90.7	5.98	0.3	SR5	19/10/2014 16:10	27.63	109.1	7.21	0.6	SR5	19/10/2014 22:10	27.79	87.0	5.71	3.1
SR5	19/10/2014 4:15	27.61	83.5	5.51	0.8	SR5	19/10/2014 10:15	27.64	92.0	6.07	0.6	SR5	19/10/2014 16:15	27.64	109.3	7.22	1.3	SR5	19/10/2014 22:15	27.79	86.8	5.70	3.2
SR5	19/10/2014 4:20	27.61	83.4	5.49	0.5	SR5	19/10/2014 10:20	27.63	91.6	6.04	0.7	SR5	19/10/2014 16:20	27.62	106.8	7.06	0.9	SR5	19/10/2014 22:20	27.76	87.6	5.75	2.7
SR5	19/10/2014 4:25	27.62	83.4	5.50	0.5	SR5	19/10/2014 10:25	27.62	91.9	6.06	0.2	SR5	19/10/2014 16:25	27.63	106.5	7.04	0.9	SR5	19/10/2014 22:25	27.78	87.3	5.73	2.7
SR5	19/10/2014 4:30	27.63	82.7	5.45	0.4	SR5	19/10/2014 10:30	27.61	91.9	6.06	0.3	SR5	19/10/2014 16:30	27.63	108.4	7.17	1.2	SR5	19/10/2014 22:30	27.77	87.8	5.76	2.8
SR5	19/10/2014 4:35	27.63	81.8	5.39	0.8	SR5	19/10/2014 10:35	27.61	91.4	6.03	0.3	SR5	19/10/2014 16:35	27.66	112.5	7.43	1.8	SR5	19/10/2014 22:35	27.76	88.0	5.78	2.8
SR5	19/10/2014 4:40	27.63	82.2	5.42	1.0	SR5	19/10/2014 10:40	27.60	92.7	6.12	0.2	SR5	19/10/2014 16:40	27.67	109.9	7.26	2.0	SR5	19/10/2014 22:40	27.75	87.6	5.76	2.0
SR5	19/10/2014 4:45	27.65	82.0	5.40	0.6	SR5	19/10/2014 10:45	27.61	93.4	6.16	0.4	SR5	19/10/2014 16:45	27.60	104.2	6.90	1.8	SR5	19/10/2014 22:45	27.77	88.1	5.79	2.4
SR5	19/10/2014 4:50	27.66	81.7	**5.38**	0.6	SR5	19/10/2014 10:50	27.62	93.5	6.17	0.7	SR5	19/10/2014 16:50	27.62	104.0	6.88	0.9	SR5	19/10/2014 22:50	27.76	87.8	5.77	2.2
SR5	19/10/2014 4:55	27.66	81.8	**5.38**	0.7	SR5	19/10/2014 10:55	27.63	92.9	6.13	0.4	SR5	19/10/2014 16:55	27.61	104.6	6.92	1.3	SR5	19/10/2014 22:55	27.76	88.6	5.83	1.8
SR5	19/10/2014 5:00	27.68	81.4	**5.36**	1.2	SR5	19/10/2014 11:00	27.62	92.8	6.12	0.4	SR5	19/10/2014 17:00	27.60	103.3	6.84	2.4	SR5	19/10/2014 23:00	27.75	88.8	5.83	2.8
SR5	19/10/2014 5:05	27.69	80.9	**5.32**	1.2	SR5	19/10/2014 11:05	27.64	93.1	6.14	0.6	SR5	19/10/2014 17:05	27.60	102.4	6.77	2.5	SR5	19/10/2014 23:05	27.75	89.4	5.88	1.9
SR5	19/10/2014 5:10	27.69	80.7	**5.31**	0.9	SR5	19/10/2014 11:10	27.65	94.1	6.21	0.5	SR5	19/10/2014 17:10	27.59	100.4	6.64	2.6	SR5	19/10/2014 23:10	27.74	90.7	5.96	1.7
SR5	19/10/2014 5:15	27.70	81.1	**5.33**	0.7	SR5	19/10/2014 11:15	27.64	93.3	6.16	0.5	SR5	19/10/2014 17:15	27.57	97.4	6.44	4.5	SR5	19/10/2014 23:15	27.75	90.2	5.93	2.2
SR5	19/10/2014 5:20	27.70	80.3	**5.28**	0.8	SR5	19/10/2014 11:20	27.67	94.5	6.23	0.9	SR5	19/10/2014 17:20	27.59	96.6	6.39	3.8	SR5	19/10/2014 23:20	27.75	89.8	5.91	1.8
SR5	19/10/2014 5:25	27.64	79.0	**5.21**	0.5	SR5	19/10/2014 11:25	27.68	95.8	6.32	0.6	SR5	19/10/2014 17:25	27.59	98.6	6.52	3.5	SR5	19/10/2014 23:25	27.74	90.1	5.93	2.0
SR5	19/10/2014 5:30	27.60	78.9	**5.20**	0.6	SR5	19/10/2014 11:30	27.67	95.3	6.29	1.1	SR5	19/10/2014 17:30	27.59	99.2	6.56	2.8	SR5	19/10/2014 23:30	27.72	91.4	6.01	1.7
SR5	19/10/2014 5:35	27.67	79.3	**5.22**	0.8	SR5	19/10/2014 11:35	27.69	97.9	6.46	0.4	SR5	19/10/2014 17:35	27.62	96.2	6.35	3.3	SR5	19/10/2014 23:35	27.71	91.2	6.00	1.0
SR5	19/10/2014 5:40	27.72	80.5	**5.30**	0.9	SR5	19/10/2014 11:40	27.67	97.8	6.46	0.7	SR5	19/10/2014 17:40	27.62	95.3	6.30	3.3	SR5	19/10/2014 23:40	27.72	91.2	6.00	1.3
SR5	19/10/2014 5:45	27.67	79.4	**5.23**	0.7	SR5	19/10/2014 11:45	27.65	98.0	6.47	0.8	SR5	19/10/2014 17:45	27.65	93.4	6.16	3.7	SR5	19/10/2014 23:45	27.73	89.8	5.91	1.7
SR5	19/10/2014 5:50	27.64	79.1	**5.21**	0.6	SR5	19/10/2014 11:50	27.66	98.8	6.52	0.8	SR5	19/10/2014 17:50	27.69	91.4	6.03	4.2	SR5	19/10/2014 23:50	27.72	89.5	5.89	1.6
SR5	19/10/2014 5:55	27.60	79.9	**5.26**	0.5	SR5	19/10/2014 11:55	27.65	99.5	6.57	0.6	SR5	19/10/2014 17:55	27.66	92.5	6.10	3.1	SR5	19/10/2014 23:55	27.70	90.7	5.97	1.7

Station	Timestamp	Temp (° C)	DO (%)	DO (mg/L)	Tur (NTU)	Station	Timestamp	Temp (° C)	DO (%)	DO (mg/L)	Tur (NTU)	Station	Timestamp	Temp (° C)	DO (%)	DO (mg/L)	Tur (NTU)	Station	Timestamp	Temp (°C)	DO (%)	DO (mg/L)	Tur (NTU)
SR9	19/10/2014 0:00	26.90	94.7	6.28	6.1	SR9	19/10/2014 6:00	26.74	86.1	5.73	7.7	SR9	19/10/2014 12:00	26.82	88.3	5.88	7.8	SR9	19/10/2014 18:00	27.12	96.3	6.39	5.8
SR9	19/10/2014 0:05	26.89	94.0	6.23	6.2	SR9	19/10/2014 6:05	26.74	86.1	5.72	6.8	SR9	19/10/2014 12:05	26.83	90.1	6.00	6.5	SR9	19/10/2014 18:05	27.13	96.3	6.38	5.0
SR9	19/10/2014 0:10	26.88	94.0	6.23	5.8	SR9	19/10/2014 6:10	26.74	85.6	5.69	6.5	SR9	19/10/2014 12:10	26.79	86.8	5.78	10.5	SR9	19/10/2014 18:10	27.13	97.5	6.46	4.9
SR9	19/10/2014 0:15	26.92	95.4	6.32	6.0	SR9	19/10/2014 6:15	26.75	86.8	5.78	7.3	SR9	19/10/2014 12:15	26.81	88.6	5.90	7.6	SR9	19/10/2014 18:15	27.12	96.5	6.39	5.1
SR9	19/10/2014 0:20	26.92	95.2	6.30	6.2	SR9	19/10/2014 6:20	26.73	86.3	5.74	7.4	SR9	19/10/2014 12:20	26.83	89.1	5.93	7.0	SR9	19/10/2014 18:20	27.12	97.0	6.43	4.2
SR9	19/10/2014 0:25	26.91	95.1	6.30	6.5	SR9	19/10/2014 6:25	26.72	85.5	5.70	7.2	SR9	19/10/2014 12:25	26.81	88.4	5.89	7.9	SR9	19/10/2014 18:25	27.11	97.2	6.44	4.7
SR9	19/10/2014 0:30	26.91	94.6	6.27	6.0	SR9	19/10/2014 6:30	26.72	85.1	5.68	6.5	SR9	19/10/2014 12:30	26.82	88.2	5.87	7.9	SR9	19/10/2014 18:30	27.10	96.7	6.42	4.4
SR9	19/10/2014 0:35	26.89	93.8	6.22	5.6	SR9	19/10/2014 6:35	26.72	84.9	5.65	6.8	SR9	19/10/2014 12:35	26.84	88.8	5.90	6.5	SR9	19/10/2014 18:35	27.10	97.0	6.43	5.1
SR9	19/10/2014 0:40	26.89	93.6	6.20	5.4	SR9	19/10/2014 6:40	26.72	85.5	5.70	7.5	SR9	19/10/2014 12:40	26.84	88.6	5.89	7.1	SR9	19/10/2014 18:40	27.09	96.2	6.38	5.1
SR9	19/10/2014 0:45	26.90	94.5	6.26	5.9	SR9	19/10/2014 6:45	26.71	85.2	5.68	6.9	SR9	19/10/2014 12:45	26.84	87.2	5.80	7.2	SR9	19/10/2014 18:45	27.09	95.7	6.34	5.1
SR9	19/10/2014 0:50	26.89	93.7	6.21	5.7	SR9	19/10/2014 6:50	26.70	85.0	5.67	6.5	SR9	19/10/2014 12:50	26.86	86.9	5.78	7.2	SR9	19/10/2014 18:50	27.09	97.2	6.44	5.0
SR9	19/10/2014 0:55	26.89	93.9	6.23	6.2	SR9	19/10/2014 6:55	26.69	84.9	5.66	6.4	SR9	19/10/2014 12:55	26.87	86.7	5.76	7.6	SR9	19/10/2014 18:55	27.08	96.6	6.40	4.8
SR9	19/10/2014 1:00	26.88	93.6	6.21	5.6	SR9	19/10/2014 7:00	26.69	84.4	5.63	6.5	SR9	19/10/2014 13:00	26.86	85.1	5.65	7.3	SR9	19/10/2014 19:00	27.08	96.2	6.37	5.1
SR9	19/10/2014 1:05	26.89	93.4	6.19	6.3	SR9	19/10/2014 7:05	26.68	84.7	5.65	6.7	SR9	19/10/2014 13:05	26.92	88.5	5.88	7.0	SR9	19/10/2014 19:05	27.07	96.0	6.36	4.7
SR9	19/10/2014 1:10	26.88	93.3	6.18	6.1	SR9	19/10/2014 7:10	26.68	84.8	5.66	7.0	SR9	19/10/2014 13:10	26.98	92.4	6.14	6.2	SR9	19/10/2014 19:10	27.07	96.3	6.39	4.8
SR9	19/10/2014 1:15	26.88	93.3	6.19	5.9	SR9	19/10/2014 7:15	26.68	84.9	5.66	6.8	SR9	19/10/2014 13:15	27.05	93.3	6.18	6.6	SR9	19/10/2014 19:15	27.06	96.0	6.36	5.3
SR9	19/10/2014 1:20	26.87	93.0	6.17	6.6	SR9	19/10/2014 7:20	26.68	84.8	5.66	7.0	SR9	19/10/2014 13:20	27.00	94.0	6.23	6.5	SR9	19/10/2014 19:20	27.07	96.0	6.36	5.6
SR9	19/10/2014 1:25	26.87	92.9	6.16	5.9	SR9	19/10/2014 7:25	26.68	84.8	5.66	7.2	SR9	19/10/2014 13:25	27.10	95.5	6.32	5.9	SR9	19/10/2014 19:25	27.08	96.5	6.40	5.5
SR9	19/10/2014 1:30	26.87	92.5	6.13	5.7	SR9	19/10/2014 7:30	26.66	83.7	5.59	5.9	SR9	19/10/2014 13:30	27.06	95.4	6.32	6.2	SR9	19/10/2014 19:30	27.07	96.8	6.42	5.5
SR9	19/10/2014 1:35	26.86	92.0	6.10	5.9	SR9	19/10/2014 7:35	26.67	83.4	5.57	6.8	SR9	19/10/2014 13:35	27.08	97.6	6.46	5.2	SR9	19/10/2014 19:35	27.06	96.5	6.40	5.4
SR9	19/10/2014 1:40	26.86	92.1	6.11	6.2	SR9	19/10/2014 7:40	26.66	82.9	5.54	6.8	SR9	19/10/2014 13:40	27.11	98.3	6.51	5.2	SR9	19/10/2014 19:40	27.06	96.2	6.39	6.1
SR9	19/10/2014 1:45	26.86	92.4	6.13	6.7	SR9	19/10/2014 7:45	26.66	82.4	5.51	6.4	SR9	19/10/2014 13:45	27.17	100.3	6.63	4.9	SR9	19/10/2014 19:45	27.05	96.2	6.39	5.1
SR9	19/10/2014 1:50	26.85	91.9	6.10	7.2	SR9	19/10/2014 7:50	26.67	82.3	5.50	6.5	SR9	19/10/2014 13:50	27.21	100.6	6.65	4.8	SR9	19/10/2014 19:50	27.05	96.8	6.42	5.1
SR9	19/10/2014 1:55	26.85	91.7	6.09	6.6	SR9	19/10/2014 7:55	26.67	82.2	5.48	6.2	SR9	19/10/2014 13:55	27.18	101.2	6.69	5.2	SR9	19/10/2014 19:55	27.05	96.0	6.37	5.0
SR9	19/10/2014 2:00	26.84	91.5	6.07	7.6	SR9	19/10/2014 8:00	26.67	82.2	5.49	6.5	SR9	19/10/2014 14:00	27.20	102.0	6.74	5.1	SR9	19/10/2014 20:00	27.05	95.4	6.32	4.5
SR9	19/10/2014 2:05	26.84	91.4	6.07	6.7	SR9	19/10/2014 8:05	26.67	82.1	5.47	7.0	SR9	19/10/2014 14:05	27.20	101.4	6.70	5.5	SR9	19/10/2014 20:05	27.04	96.7	6.41	4.6
SR9	19/10/2014 2:10	26.84	91.5	6.07	7.5	SR9	19/10/2014 8:10	26.68	82.6	5.51	7.3	SR9	19/10/2014 14:10	27.34	101.6	6.70	5.0	SR9	19/10/2014 20:10	27.07	99.1	6.57	4.6
SR9	19/10/2014 2:15	26.83	92.4	6.13	8.0	SR9	19/10/2014 8:15	26.67	82.1	5.49	6.2	SR9	19/10/2014 14:15	27.26	101.8	6.72	5.0	SR9	19/10/2014 20:15	27.06	98.6	6.54	4.7
SR9	19/10/2014 2:20	26.83	92.5	6.14	7.4	SR9	19/10/2014 8:20	26.68	83.3	5.57	7.2	SR9	19/10/2014 14:20	27.27	101.6	6.71	5.7	SR9	19/10/2014 20:20	27.06	97.6	6.48	4.7
SR9	19/10/2014 2:25	26.83	92.7	6.15	7.5	SR9	19/10/2014 8:25	26.68	83.0	5.54	6.6	SR9	19/10/2014 14:25	27.28	102.4	6.76	5.3	SR9	19/10/2014 20:25	27.04	98.2	6.53	5.0
SR9	19/10/2014 2:30	26.82	92.5	6.14	6.8	SR9	19/10/2014 8:30	26.68	83.7	5.59	6.3	SR9	19/10/2014 14:30	27.29	101.8	6.72	4.9	SR9	19/10/2014 20:30	27.07	98.2	6.52	5.7
SR9	19/10/2014 2:35	26.82	92.0	6.11	7.0	SR9	19/10/2014 8:35	26.69	83.0	5.54	7.0	SR9	19/10/2014 14:35	27.31	101.4	6.69	5.3	SR9	19/10/2014 20:35	27.05	98.0	6.51	5.1
SR9	19/10/2014 2:40	26.82	91.8	6.10	7.6	SR9	19/10/2014 8:40	26.70	82.6	5.51	8.1	SR9	19/10/2014 14:40	27.30	100.6	6.64	5.4	SR9	19/10/2014 20:40	27.04	98.3	6.54	5.0
SR9	19/10/2014 2:45	26.82	91.0	6.06	7.3	SR9	19/10/2014 8:45	26.70	82.4	5.50	8.4	SR9	19/10/2014 14:45	27.28	100.6	6.64	5.4	SR9	19/10/2014 20:45	27.04	98.2	6.52	4.9
SR9	19/10/2014 2:50	26.82	91.4	6.07	8.0	SR9	19/10/2014 8:50	26.70	81.9	5.47	7.4	SR9	19/10/2014 14:50	27.26	100.6	6.64	5.3	SR9	19/10/2014 20:50	27.04	98.0	6.51	4.9
SR9	19/10/2014 2:55	26.83	90.9	6.03	9.0	SR9	19/10/2014 8:55	26.70	82.2	5.48	7.3	SR9	19/10/2014 14:55	27.25	101.1	6.68	5.0	SR9	19/10/2014 20:55	27.04	98.1	6.50	4.7
SR9	19/10/2014 3:00	26.82	90.4	6.00	8.1	SR9	19/10/2014 9:00	26.70	82.1	5.47	7.4	SR9	19/10/2014 15:00	27.24	100.9	6.67	5.5	SR9	19/10/2014 21:00	27.04	98.2	6.50	4.8
SR9	19/10/2014 3:05	26.81	90.5	6.01	7.5	SR9	19/10/2014 9:05	26.71	82.2	5.48	7.7	SR9	19/10/2014 15:05	27.22	100.5	6.64	5.8	SR9	19/10/2014 21:05	27.03	98.0	6.50	4.8
SR9	19/10/2014 3:10	26.82	89.2	5.92	8.2	SR9	19/10/2014 9:10	26.71	82.3	5.48	7.6	SR9	19/10/2014 15:10	27.23	100.6	6.65	5.0	SR9	19/10/2014 21:10	27.02	97.6	6.47	5.0
SR9	19/10/2014 3:15	26.81	89.2	5.93	8.0	SR9	19/10/2014 9:15	26.71	82.3	5.48	7.8	SR9	19/10/2014 15:15	27.22	99.9	6.61	5.2	SR9	19/10/2014 21:15	27.01	97.7	6.48	5.0
SR9	19/10/2014 3:20	26.81	88.1	5.86	7.8	SR9	19/10/2014 9:20	26.71	81.5	5.43	8.6	SR9	19/10/2014 15:20	27.20	100.7	6.65	5.0	SR9	19/10/2014 21:20	27.01	97.3	6.45	5.0
SR9	19/10/2014 3:25	26.81	88.2	5.86	8.1	SR9	19/10/2014 9:25	26.71	83.2	5.54	6.7	SR9	19/10/2014 15:25	27.23	101.1	6.67	5.6	SR9	19/10/2014 21:25	27.00	97.1	6.44	4.8
SR9	19/10/2014 3:30	26.79	88.6	5.88	8.0	SR9	19/10/2014 9:30	26.70	82.7	5.51	8.2	SR9	19/10/2014 15:30	27.23	101.3	6.68	5.6	SR9	19/10/2014 21:30	26.99	97.3	6.45	5.6
SR9	19/10/2014 3:35	26.80	88.9	5.90	8.0	SR9	19/10/2014 9:35	26.71	82.8	5.52	7.2	SR9	19/10/2014 15:35	27.30	101.9	6.73	5.2	SR9	19/10/2014 21:35	26.99	97.6	6.47	4.9
SR9	19/10/2014 3:40	26.80	88.9	5.90	7.4	SR9	19/10/2014 9:40	26.71	85.1	5.67	6.7	SR9	19/10/2014 15:40	27.32	102.0	6.72	4.8	SR9	19/10/2014 21:40	26.99	97.4	6.46	5.1
SR9	19/10/2014 3:45	26.79	90.1	5.98	7.7	SR9	19/10/2014 9:45	26.72	86.5	5.76	6.0	SR9	19/10/2014 15:45	27.30	101.8	6.72	4.6	SR9	19/10/2014 21:45	27.00	97.2	6.45	5.5
SR9	19/10/2014 3:50	26.81	90.2	5.99	8.4	SR9	19/10/2014 9:50	26.72	85.8	5.71	6.4	SR9	19/10/2014 15:50	27.28	101.1	6.68	4.8	SR9	19/10/2014 21:50	27.00	96.8	6.43	5.1
SR9	19/10/2014 3:55	26.81	89.4	5.94	8.2	SR9	19/10/2014 9:55	26.73	86.5	5.76	5.5	SR9	19/10/2014 15:55	27.29	100.9	6.66	5.5	SR9	19/10/2014 21:55	27.00	96.5	6.40	4.9
SR9	19/10/2014 4:00	26.80	89.1	5.92	7.8	SR9	19/10/2014 10:00	26.74	86.5	5.76	5.7	SR9	19/10/2014 16:00	27.27	100.9	6.66	5.0	SR9	19/10/2014 22:00	27.00	96.6	6.41	5.6
SR9	19/10/2014 4:05	26.80	87.9	5.84	8.0	SR9	19/10/2014 10:05	26.74	86.6	5.77	5.8	SR9	19/10/2014 16:05	27.24	100.8	6.66	5.4	SR9	19/10/2014 22:05	26.99	96.2	6.39	5.7
SR9	19/10/2014 4:10	26.80	88.6	5.88	8.3	SR9	19/10/2014 10:10	26.72	85.7	5.71	7.6	SR9	19/10/2014 16:10	27.26	101.0	6.67	5.0	SR9	19/10/2014 22:10	26.99	96.1	6.36	5.7
SR9	19/10/2014 4:15	26.79	89.1	5.92	7.3	SR9	19/10/2014 10:15	26.72	85.9	5.72	7.1	SR9	19/10/2014 16:15	27.25	100.7	6.65	4.7	SR9	19/10/2014 22:15	26.98	95.8	6.35	5.6
SR9	19/10/2014 4:20	26.80	88.6	5.89	7.5	SR9	19/10/2014 10:20	26.73	85.7	5.71	8.0	SR9	19/10/2014 16:20	27.24	100.8	6.66	6.6	SR9	19/10/2014 22:20	26.96	95.8	6.36	6.0
SR9	19/10/2014 4:25	26.81	90.0	5.98	8.1	SR9	19/10/2014 10:25	26.72	85.5	5.70	7.7	SR9	19/10/2014 16:25	27.26	101.0	6.67	4.7	SR9	19/10/2014 22:25	26.94	95.4	6.33	5.1
SR9	19/10/2014 4:30	26.80	89.8	5.97	8.5	SR9	19/10/2014 10:30	26.72	85.6	5.70	8.2	SR9	19/10/2014 16:30	27.25	100.9	6.66	4.6	SR9	19/10/2014 22:30	26.96	95.7	6.34	5.9
SR9	19/10/2014 4:35	26.78	89.9	5.98	6.7	SR9	19/10/2014 10:35	26.72	85.6	5.71	7.8	SR9	19/10/2014 16:35	27.24	101.3	6.69	4.3	SR9	19/10/2014 22:35	26.98	95.7	6.34	6.6
SR9	19/10/2014 4:40	26.80	89.3	5.93	7.6	SR9	19/10/2014 10:40	26.73	86.4	5.75	7.6	SR9	19/10/2014 16:40	27.23	100.8	6.66	4.9	SR9	19/10/2014 22:40	26.96	95.8	6.35	5.7
SR9	19/10/2014 4:45	26.78	90.0	5.98	6.8	SR9	19/10/2014 10:45	26.73	86.3	5.75	7.7	SR9	19/10/2014 16:45	27.24	100.1	6.61	3.9	SR9	19/10/2014 22:45	26.96	95.7	6.34	5.1
SR9	19/10/2014 4:50	26.78	89.5	5.95	7.0	SR9	19/10/2014 10:50	26.74	88.9	5.92	7.4	SR9	19/10/2014 16:50	27.26	99.9	6.60	4.1	SR9	19/10/2014 22:50	26.95	95.4	6.32	5.1
SR9	19/10/2014 4:55	26.78	89.1	5.92	6.6	SR9	19/10/2014 10:55	26.75	88.9	5.92	7.0	SR9	19/10/2014 16:55	27.24	99.7	6.59	4.0	SR9	19/10/2014 22:55	26.96	95.5	6.33	5.6
SR9	19/10/2014 5:00	26.78	88.9	5.90	8.0	SR9	19/10/2014 11:00	26.74	88.6	5.91	6.7	SR9	19/10/2014 17:00	27.22	99.9	6.61	5.0	SR9	19/10/2014 23:00	26.96	95.4	6.32	5.7
SR9	19/10/2014 5:05	26.77	88.0	5.85	7.3	SR9	19/10/2014 11:05	26.74	87.3	5.81	8.0	SR9	19/10/2014 17:05	27.23	98.7	6.52	4.5	SR9	19/10/2014 23:05	26.96	95.5	6.33	5.3
SR9	19/10/2014 5:10	26.76	88.8	5.90	7.8	SR9	19/10/2014 11:10	26.76	88.3	5.88	6.8	SR9	19/10/2014 17:10	27.23	98.2	6.49	4.5	SR9	19/10/2014 23:10	26.95	94.6	6.28	5.0
SR9	19/10/2014 5:15	26.77	88.1	5.85	8.1	SR9	19/10/2014 11:15	26.75	88.9	5.92	7.9	SR9	19/10/2014 17:15	27.16	96.3	6.37	5.6	SR9	19/10/2014 23:15	26.95	94.8	6.29	5.3
SR9	19/10/2014 5:20	26.77	88.5	5.88	8.9	SR9	19/10/2014 11:20	26.79	90.7	6.04	6.9	SR9	19/10/2014 17:20	27.17	95.9	6.35	5.1	SR9	19/10/2014 23:20	26.96	94.4	6.27	5.7
SR9	19/10/2014 5:25	26.76	88.1	5.86	7.8	SR9	19/10/2014 11:25	26.80	90.4	6.02	6.2	SR9	19/10/2014 17:25	27.14	95.9	6.36	6.0	SR9	19/10/2014 23:25	26.96	94.8	6.29	5.9
SR9	19/10/2014 5:30	26.76	87.7	5.83	7.9	SR9	19/10/2014 11:30	26.79	90.1	6.00	6.8	SR9	19/10/2014 17:30	27.18	97.0	6.42	4.9	SR9	19/10/2014 23:30	26.96	94.2	6.25	5.6
SR9	19/10/2014 5:35	26.75	86.8	5.77	6.6	SR9	19/10/2014 11:35	26.79	89.5	5.96	6.9	SR9	19/10/2014 17:35	27.14	95.7	6.34	5.6	SR9	19/10/2014 23:35	26.95	93.8	6.23	5.7
SR9	19/10/2014 5:40	26.77	87.1	5.79	6.7	SR9	19/10/2014 11:40	26.82	90.3	6.02	6.6	SR9	19/10/2014 17:40	27.14	96.0	6.36	5.6	SR9	19/10/2014 23:40	26.94	92.8	6.16	5.2
SR9	19/10/2014 5:45	26.76	86.6	5.76	7.2	SR9	19/10/2014 11:45	26.80	89.3	5.95	7.5	SR9	19/10/2014 17:45	27.13	95.6	6.34	5.5	SR9	19/10/2014 23:45	26.95	94.0	6.24	6.1
SR9	19/10/2014 5:50	26.75	86.9	5.78	6.8	SR9	19/10/2014 11:50	26.82	90.1	6.00	6.8	SR9	19/10/2014 17:50	27.14	95.3	6.32	4.9	SR9	19/10/2014 23:50	26.95	93.6	6.21	5.7
SR9	19/10/2014 5:55	26.74	86.4	5.74	6.9	SR9	19/10/2014 11:55	26.78	88.2	5.87	9.1	SR9	19/10/2014 17:55	27.14	96.9	6.42	4.7	SR9	19/10/2014 23:55	26.94	93.4	6.20	5.7

Station	Timestamp	Temp (° C)	DO (%)	DO (mg/L)	Tur (NTU)	Station	Timestamp	Temp (° C)	DO (%)	DO (mg/L)	Tur (NTU)	Station	Timestamp	Temp (° C)	DO (%)	DO (mg/L)	Tur (NTU)	Station	Timestamp	Temp (°C)	DO (%)	DO (mg/L)	Tur (NTU)
SR10	19/10/2014 0:00	27.64	86.8	**5.79**	2.8	SR10	19/10/2014 6:00	27.48	83.4	**5.57**	2.0	SR10	19/10/2014 12:00	27.61	85.9	**5.72**	1.7	SR10	19/10/2014 18:00	27.82	82.3	**5.47**	1.9
SR10	19/10/2014 0:05	27.64	86.6	**5.77**	2.6	SR10	19/10/2014 6:05	27.48	83.8	**5.60**	2.2	SR10	19/10/2014 12:05	27.59	84.2	**5.62**	2.1	SR10	19/10/2014 18:05	27.83	83.1	**5.53**	1.2
SR10	19/10/2014 0:10	27.65	86.9	**5.80**	2.3	SR10	19/10/2014 6:10	27.50	85.0	**5.68**	2.8	SR10	19/10/2014 12:10	27.62	85.3	**5.68**	1.8	SR10	19/10/2014 18:10	27.83	85.2	**5.67**	1.5
SR10	19/10/2014 0:15	27.64	86.8	**5.79**	2.6	SR10	19/10/2014 6:15	27.51	85.0	**5.68**	2.1	SR10	19/10/2014 12:15	27.56	82.2	**5.48**	2.6	SR10	19/10/2014 18:15	27.81	85.5	**5.69**	1.4
SR10	19/10/2014 0:20	27.62	87.4	**5.83**	2.5	SR10	19/10/2014 6:20	27.51	85.1	**5.69**	2.3	SR10	19/10/2014 12:20	27.61	82.0	**5.47**	2.3	SR10	19/10/2014 18:20	27.82	85.8	**5.71**	1.3
SR10	19/10/2014 0:25	27.64	87.3	**5.82**	2.8	SR10	19/10/2014 6:25	27.51	85.1	**5.69**	2.3	SR10	19/10/2014 12:25	27.62	84.6	**5.64**	2.9	SR10	19/10/2014 18:25	27.82	84.9	**5.65**	1.6
SR10	19/10/2014 0:30	27.59	87.6	**5.85**	2.2	SR10	19/10/2014 6:30	27.47	84.3	**5.64**	1.9	SR10	19/10/2014 12:30	27.65	86.4	**5.76**	2.1	SR10	19/10/2014 18:30	27.82	85.4	**5.68**	1.4
SR10	19/10/2014 0:35	27.59	87.9	**5.87**	2.3	SR10	19/10/2014 6:35	27.47	83.5	**5.59**	1.9	SR10	19/10/2014 12:35	27.67	86.3	**5.75**	1.9	SR10	19/10/2014 18:35	27.81	85.4	**5.69**	1.6
SR10	19/10/2014 0:40	27.59	87.8	**5.85**	2.2	SR10	19/10/2014 6:40	27.45	83.4	**5.58**	2.6	SR10	19/10/2014 12:40	27.66	86.2	**5.74**	1.7	SR10	19/10/2014 18:40	27.82	86.1	**5.73**	1.3
SR10	19/10/2014 0:45	27.59	87.8	**5.86**	2.3	SR10	19/10/2014 6:45	27.45	81.6	**5.46**	2.2	SR10	19/10/2014 12:45	27.67	86.4	**5.75**	1.7	SR10	19/10/2014 18:45	27.83	86.9	**5.78**	1.5
SR10	19/10/2014 0:50	27.61	87.6	**5.85**	2.4	SR10	19/10/2014 6:50	27.45	78.7	**5.26**	2.1	SR10	19/10/2014 12:50	27.67	86.2	**5.74**	2.0	SR10	19/10/2014 18:50	27.82	85.9	**5.71**	2.0
SR10	19/10/2014 0:55	27.60	87.9	**5.86**	2.6	SR10	19/10/2014 6:55	27.44	78.7	**5.26**	3.1	SR10	19/10/2014 12:55	27.68	86.5	**5.76**	2.9	SR10	19/10/2014 18:55	27.82	82.3	**5.48**	2.0
SR10	19/10/2014 1:00	27.60	87.5	**5.84**	2.1	SR10	19/10/2014 7:00	27.44	81.1	**5.43**	2.3	SR10	19/10/2014 13:00	27.68	87.5	**5.83**	1.9	SR10	19/10/2014 19:00	27.81	83.6	**5.56**	2.2
SR10	19/10/2014 1:05	27.61	87.7	**5.85**	2.1	SR10	19/10/2014 7:05	27.44	79.8	**5.33**	1.8	SR10	19/10/2014 13:05	27.68	87.6	**5.83**	1.7	SR10	19/10/2014 19:05	27.81	84.7	**5.63**	1.4
SR10	19/10/2014 1:10	27.60	87.8	**5.85**	2.1	SR10	19/10/2014 7:10	27.44	76.4	**5.11**	2.0	SR10	19/10/2014 13:10	27.69	88.5	**5.89**	1.5	SR10	19/10/2014 19:10	27.79	82.1	**5.47**	2.3
SR10	19/10/2014 1:15	27.60	87.4	**5.83**	2.3	SR10	19/10/2014 7:15	27.44	79.5	**5.32**	3.7	SR10	19/10/2014 13:15	27.72	90.7	6.03	2.5	SR10	19/10/2014 19:15	27.79	78.7	**5.24**	2.6
SR10	19/10/2014 1:20	27.61	87.4	**5.83**	2.5	SR10	19/10/2014 7:20	27.44	78.6	**5.25**	4.3	SR10	19/10/2014 13:20	27.74	91.8	6.10	1.5	SR10	19/10/2014 19:20	27.78	77.5	**5.16**	2.2
SR10	19/10/2014 1:25	27.61	87.5	**5.84**	2.5	SR10	19/10/2014 7:25	27.44	79.1	**5.28**	2.7	SR10	19/10/2014 13:25	27.73	91.8	6.10	1.3	SR10	19/10/2014 19:25	27.77	77.2	**5.14**	2.1
SR10	19/10/2014 1:30	27.62	87.6	**5.84**	2.1	SR10	19/10/2014 7:30	27.44	78.1	**5.22**	2.0	SR10	19/10/2014 13:30	27.74	91.7	6.10	1.6	SR10	19/10/2014 19:30	27.76	77.2	**5.14**	2.3
SR10	19/10/2014 1:35	27.61	87.4	**5.83**	2.1	SR10	19/10/2014 7:35	27.44	78.4	**5.24**	1.9	SR10	19/10/2014 13:35	27.73	91.8	6.10	1.7	SR10	19/10/2014 19:35	27.76	80.0	**5.33**	1.7
SR10	19/10/2014 1:40	27.61	87.4	**5.83**	3.2	SR10	19/10/2014 7:40	27.46	79.8	**5.33**	2.2	SR10	19/10/2014 13:40	27.74	91.3	6.07	2.2	SR10	19/10/2014 19:40	27.75	77.7	**5.17**	1.8
SR10	19/10/2014 1:45	27.62	87.5	**5.84**	2.3	SR10	19/10/2014 7:45	27.42	81.3	**5.43**	1.9	SR10	19/10/2014 13:45	27.75	91.6	6.09	2.3	SR10	19/10/2014 19:45	27.75	75.7	**5.04**	1.7
SR10	19/10/2014 1:50	27.66	86.5	**5.76**	2.5	SR10	19/10/2014 7:50	27.42	81.0	**5.41**	2.2	SR10	19/10/2014 13:50	27.73	91.2	6.07	2.0	SR10	19/10/2014 19:50	27.75	77.0	**5.13**	1.5
SR10	19/10/2014 1:55	27.72	86.0	**5.73**	2.9	SR10	19/10/2014 7:55	27.42	81.6	**5.45**	2.0	SR10	19/10/2014 13:55	27.74	91.5	6.09	2.2	SR10	19/10/2014 19:55	27.74	76.0	**5.06**	1.6
SR10	19/10/2014 2:00	27.63	87.0	**5.80**	2.7	SR10	19/10/2014 8:00	27.43	81.6	**5.45**	1.8	SR10	19/10/2014 14:00	27.76	91.6	6.09	2.2	SR10	19/10/2014 20:00	27.73	80.4	**5.36**	1.9
SR10	19/10/2014 2:05	27.62	86.4	**5.77**	2.3	SR10	19/10/2014 8:05	27.45	79.7	**5.33**	2.1	SR10	19/10/2014 14:05	27.74	91.2	6.07	2.4	SR10	19/10/2014 20:05	27.72	83.1	**5.54**	1.5
SR10	19/10/2014 2:10	27.57	87.1	**5.81**	2.8	SR10	19/10/2014 8:10	27.45	82.0	**5.48**	1.8	SR10	19/10/2014 14:10	27.75	91.0	6.05	2.7	SR10	19/10/2014 20:10	27.72	85.5	**5.70**	1.3
SR10	19/10/2014 2:15	27.56	87.1	**5.81**	2.7	SR10	19/10/2014 8:15	27.45	80.4	**5.37**	2.3	SR10	19/10/2014 14:15	27.74	90.7	6.03	3.8	SR10	19/10/2014 20:15	27.72	88.7	**5.91**	2.7
SR10	19/10/2014 2:20	27.57	87.1	**5.81**	2.9	SR10	19/10/2014 8:20	27.47	82.7	**5.53**	1.9	SR10	19/10/2014 14:20	27.74	89.7	5.97	2.2	SR10	19/10/2014 20:20	27.70	87.4	**5.83**	2.2
SR10	19/10/2014 2:25	27.56	86.3	**5.76**	3.0	SR10	19/10/2014 8:25	27.45	84.0	**5.61**	1.6	SR10	19/10/2014 14:25	27.75	88.6	**5.89**	2.3	SR10	19/10/2014 20:25	27.70	83.0	**5.53**	1.9
SR10	19/10/2014 2:30	27.55	86.4	**5.76**	3.0	SR10	19/10/2014 8:30	27.46	83.9	**5.61**	1.8	SR10	19/10/2014 14:30	27.75	83.4	**5.55**	2.5	SR10	19/10/2014 20:30	27.71	78.5	**5.23**	1.5
SR10	19/10/2014 2:35	27.56	86.8	**5.79**	2.3	SR10	19/10/2014 8:35	27.46	83.2	**5.56**	2.0	SR10	19/10/2014 14:35	27.74	81.7	**5.43**	1.9	SR10	19/10/2014 20:35	27.70	76.5	**5.10**	1.3
SR10	19/10/2014 2:40	27.56	86.5	**5.77**	2.8	SR10	19/10/2014 8:40	27.47	82.6	**5.52**	2.5	SR10	19/10/2014 14:40	27.73	81.4	**5.41**	2.3	SR10	19/10/2014 20:40	27.70	78.6	**5.24**	2.0
SR10	19/10/2014 2:45	27.55	86.6	**5.78**	2.5	SR10	19/10/2014 8:45	27.47	82.6	**5.52**	2.3	SR10	19/10/2014 14:45	27.72	82.0	**5.46**	2.6	SR10	19/10/2014 20:45	27.70	76.3	**5.09**	2.3
SR10	19/10/2014 2:50	27.55	86.3	**5.76**	2.8	SR10	19/10/2014 8:50	27.47	83.4	**5.57**	2.1	SR10	19/10/2014 14:50	27.71	81.6	**5.43**	2.6	SR10	19/10/2014 20:50	27.69	75.9	**5.06**	1.6
SR10	19/10/2014 2:55	27.56	86.9	**5.80**	2.3	SR10	19/10/2014 8:55	27.47	82.3	**5.50**	2.6	SR10	19/10/2014 14:55	27.72	82.4	**5.48**	2.8	SR10	19/10/2014 20:55	27.69	75.0	**5.00**	2.0
SR10	19/10/2014 3:00	27.55	86.8	**5.80**	2.4	SR10	19/10/2014 9:00	27.47	83.6	**5.58**	2.5	SR10	19/10/2014 15:00	27.71	79.7	**5.30**	2.6	SR10	19/10/2014 21:00	27.68	78.6	**5.24**	1.8
SR10	19/10/2014 3:05	27.54	86.2	**5.75**	2.7	SR10	19/10/2014 9:05	27.47	83.2	**5.56**	1.9	SR10	19/10/2014 15:05	27.73	83.2	**5.54**	2.4	SR10	19/10/2014 21:05	27.68	77.6	**5.18**	1.6
SR10	19/10/2014 3:10	27.54	86.0	**5.74**	3.2	SR10	19/10/2014 9:10	27.46	83.6	**5.59**	1.8	SR10	19/10/2014 15:10	27.78	86.3	**5.74**	2.0	SR10	19/10/2014 21:10	27.68	80.2	**5.35**	1.8
SR10	19/10/2014 3:15	27.54	85.7	**5.72**	3.5	SR10	19/10/2014 9:15	27.47	83.6	**5.59**	2.2	SR10	19/10/2014 15:15	27.78	85.8	**5.70**	2.5	SR10	19/10/2014 21:15	27.67	78.5	**5.24**	1.8
SR10	19/10/2014 3:20	27.54	84.6	**5.65**	3.1	SR10	19/10/2014 9:20	27.47	83.8	**5.60**	2.0	SR10	19/10/2014 15:20	27.77	84.5	**5.62**	2.4	SR10	19/10/2014 21:20	27.67	85.0	**5.67**	2.0
SR10	19/10/2014 3:25	27.52	84.2	**5.62**	2.3	SR10	19/10/2014 9:25	27.47	82.8	**5.53**	2.3	SR10	19/10/2014 15:25	27.78	85.0	**5.65**	2.7	SR10	19/10/2014 21:25	27.66	84.7	**5.65**	1.8
SR10	19/10/2014 3:30	27.55	85.8	**5.73**	2.3	SR10	19/10/2014 9:30	27.47	84.2	**5.62**	1.8	SR10	19/10/2014 15:30	27.76	83.3	**5.54**	2.3	SR10	19/10/2014 21:30	27.66	83.2	**5.55**	1.8
SR10	19/10/2014 3:35	27.53	85.3	**5.70**	2.8	SR10	19/10/2014 9:35	27.47	84.2	**5.63**	2.0	SR10	19/10/2014 15:35	27.77	79.6	**5.29**	2.5	SR10	19/10/2014 21:35	27.65	80.4	**5.36**	1.8
SR10	19/10/2014 3:40	27.51	84.2	**5.63**	2.5	SR10	19/10/2014 9:40	27.47	84.5	**5.64**	2.2	SR10	19/10/2014 15:40	27.80	83.3	**5.54**	2.2	SR10	19/10/2014 21:40	27.65	88.3	**5.89**	2.0
SR10	19/10/2014 3:45	27.51	83.1	**5.55**	2.1	SR10	19/10/2014 9:45	27.48	84.3	**5.63**	1.7	SR10	19/10/2014 15:45	27.80	81.6	**5.42**	1.9	SR10	19/10/2014 21:45	27.65	84.5	**5.64**	2.1
SR10	19/10/2014 3:50	27.51	83.0	**5.55**	2.3	SR10	19/10/2014 9:50	27.48	84.6	**5.65**	2.1	SR10	19/10/2014 15:50	27.75	79.9	**5.32**	2.5	SR10	19/10/2014 21:50	27.64	83.1	**5.54**	1.7
SR10	19/10/2014 3:55	27.53	82.0	**5.48**	2.4	SR10	19/10/2014 9:55	27.48	84.4	**5.64**	2.2	SR10	19/10/2014 15:55	27.78	80.1	**5.32**	1.8	SR10	19/10/2014 21:55	27.63	87.5	**5.83**	1.8
SR10	19/10/2014 4:00	27.51	82.4	**5.51**	2.0	SR10	19/10/2014 10:00	27.49	84.2	**5.62**	2.2	SR10	19/10/2014 16:00	27.79	85.4	**5.68**	1.4	SR10	19/10/2014 22:00	27.62	84.4	**5.63**	2.2
SR10	19/10/2014 4:05	27.51	81.5	**5.45**	2.2	SR10	19/10/2014 10:05	27.49	83.7	**5.59**	2.1	SR10	19/10/2014 16:05	27.79	88.5	**5.88**	1.3	SR10	19/10/2014 22:05	27.63	85.8	**5.72**	2.5
SR10	19/10/2014 4:10	27.51	82.3	**5.50**	2.4	SR10	19/10/2014 10:10	27.50	83.8	**5.60**	1.7	SR10	19/10/2014 16:10	27.80	88.1	**5.86**	1.9	SR10	19/10/2014 22:10	27.62	86.5	**5.77**	1.9
SR10	19/10/2014 4:15	27.51	82.7	**5.53**	2.1	SR10	19/10/2014 10:15	27.49	84.2	**5.62**	1.9	SR10	19/10/2014 16:15	27.80	87.5	**5.82**	1.3	SR10	19/10/2014 22:15	27.63	87.3	**5.82**	2.1
SR10	19/10/2014 4:20	27.52	81.4	**5.44**	2.2	SR10	19/10/2014 10:20	27.49	84.4	**5.63**	1.9	SR10	19/10/2014 16:20	27.81	88.2	**5.87**	1.3	SR10	19/10/2014 22:20	27.62	87.3	**5.82**	1.7
SR10	19/10/2014 4:25	27.49	82.1	**5.49**	2.4	SR10	19/10/2014 10:25	27.49	83.8	**5.60**	1.8	SR10	19/10/2014 16:25	27.82	86.4	**5.75**	1.2	SR10	19/10/2014 22:25	27.62	83.1	**5.54**	1.7
SR10	19/10/2014 4:30	27.50	82.0	**5.48**	2.1	SR10	19/10/2014 10:30	27.50	84.5	**5.64**	1.6	SR10	19/10/2014 16:30	27.83	86.4	**5.74**	1.3	SR10	19/10/2014 22:30	27.61	82.9	**5.53**	1.7
SR10	19/10/2014 4:35	27.51	81.8	**5.47**	2.4	SR10	19/10/2014 10:35	27.50	84.0	**5.61**	1.7	SR10	19/10/2014 16:35	27.83	89.9	5.98	4.5	SR10	19/10/2014 22:35	27.62	86.2	**5.75**	1.8
SR10	19/10/2014 4:40	27.49	80.9	**5.41**	2.3	SR10	19/10/2014 10:40	27.51	85.2	**5.69**	1.3	SR10	19/10/2014 16:40	27.81	88.9	**5.91**	1.2	SR10	19/10/2014 22:40	27.61	86.5	**5.77**	4.2
SR10	19/10/2014 4:45	27.52	81.0	**5.41**	2.7	SR10	19/10/2014 10:45	27.50	85.0	**5.68**	1.6	SR10	19/10/2014 16:45	27.84	89.9	5.97	1.2	SR10	19/10/2014 22:45	27.61	81.8	**5.46**	1.7
SR10	19/10/2014 4:50	27.53	84.8	**5.66**	2.5	SR10	19/10/2014 10:50	27.50	84.7	**5.66**	1.5	SR10	19/10/2014 16:50	27.82	87.5	**5.82**	1.1	SR10	19/10/2014 22:50	27.61	81.7	**5.45**	1.5
SR10	19/10/2014 4:55	27.52	82.7	**5.52**	2.7	SR10	19/10/2014 10:55	27.51	85.4	**5.70**	1.4	SR10	19/10/2014 16:55	27.81	83.2	**5.53**	1.2	SR10	19/10/2014 22:55	27.60	80.0	**5.34**	1.6
SR10	19/10/2014 5:00	27.54	85.3	**5.70**	2.9	SR10	19/10/2014 11:00	27.51	85.0	**5.68**	1.5	SR10	19/10/2014 17:00	27.80	79.2	**5.27**	1.5	SR10	19/10/2014 23:00	27.60	82.8	**5.53**	1.6
SR10	19/10/2014 5:05	27.51	80.8	**5.40**	2.6	SR10	19/10/2014 11:05	27.51	84.7	**5.66**	1.4	SR10	19/10/2014 17:05	27.78	78.1	**5.19**	1.5	SR10	19/10/2014 23:05	27.60	82.9	**5.53**	1.7
SR10	19/10/2014 5:10	27.51	80.8	**5.40**	2.5	SR10	19/10/2014 11:10	27.52	85.1	**5.68**	2.3	SR10	19/10/2014 17:10	27.76	80.9	**5.38**	1.4	SR10	19/10/2014 23:10	27.60	81.5	**5.45**	1.4
SR10	19/10/2014 5:15	27.51	81.0	**5.41**	2.3	SR10	19/10/2014 11:15	27.53	85.1	**5.68**	1.4	SR10	19/10/2014 17:15	27.75	77.8	**5.18**	2.0	SR10	19/10/2014 23:15	27.59	81.2	**5.43**	1.7
SR10	19/10/2014 5:20	27.50	80.0	**5.34**	2.6	SR10	19/10/2014 11:20	27.52	81.6	**5.45**	1.9	SR10	19/10/2014 17:20	27.75	75.3	**5.01**	2.4	SR10	19/10/2014 23:20	27.60	81.6	**5.45**	1.7
SR10	19/10/2014 5:25	27.50	80.7	**5.40**	2.6	SR10	19/10/2014 11:25	27.55	84.9	**5.67**	1.5	SR10	19/10/2014 17:25	27.74	75.2	**5.01**	2.6	SR10	19/10/2014 23:25	27.59	84.8	**5.67**	1.8
SR10	19/10/2014 5:30	27.49	79.9	**5.34**	2.2	SR10	19/10/2014 11:30	27.56	85.6	**5.71**	1.9	SR10	19/10/2014 17:30	27.75	75.6	**5.03**	2.1	SR10	19/10/2014 23:30	27.59	82.7	**5.52**	1.7
SR10	19/10/2014 5:35	27.48	83.1	**5.56**	2.1	SR10	19/10/2014 11:35	27.57	86.2	**5.75**	1.5	SR10	19/10/2014 17:35	27.77	79.8	**5.31**	2.4	SR10	19/10/2014 23:35	27.57	84.0	**5.61**	1.6
SR10	19/10/2014 5:40	27.50	83.4	**5.57**	2.2	SR10	19/10/2014 11:40	27.56	85.7	**5.72**	1.6	SR10	19/10/2014 17:40	27.79	81.5	**5.42**	1.7	SR10	19/10/2014 23:40	27.58	84.3	**5.63**	1.5
SR10	19/10/2014 5:45	27.48	81.0	**5.41**	2.3	SR10	19/10/2014 11:45	27.56	85.6	**5.71**	1.7	SR10	19/10/2014 17:45	27.78	79.3	**5.28**	1.3	SR10	19/10/2014 23:45	27.55	85.5	**5.72**	1.6
SR10	19/10/2014 5:50	27.49	81.8	**5.46**	2.0	SR10	19/10/2014 11:50	27.58	86.2	**5.75**	1.5	SR10	19/10/2014 17:50	27.81	82.3	**5.48**	1.2	SR10	19/10/2014 23:50	27.57	85.8	**5.74**	1.6
SR10	19/10/2014 5:55	27.50	83.7	**5.59**	2.3	SR10	19/10/2014 11:55	27.62	86.6	**5.77**	1.8	SR10	19/10/2014 17:55	27.82	83.7	**5.57**	1.5	SR10	19/10/2014 23:55	27.57	86.6	**5.79**	2.3

Station	Timestamp	Temp (° C)	DO (%)	DO (mg/L)	Tur (NTU)	Station	Timestamp	Temp (° C)	DO (%)	DO (mg/L)	Tur (NTU)	Station	Timestamp	Temp (° C)	DO (%)	DO (mg/L)	Tur (NTU)	Station	Timestamp	Temp (°C)	DO (%)	DO (mg/L)	Tur (NTU)
SR11	19/10/2014 0:00	27.45	76.7	**5.17**	1.2	SR11	19/10/2014 6:00	27.35	76.5	**5.16**	2.3	SR11	19/10/2014 12:00	27.39	83.5	**5.62**	1.4	SR11	19/10/2014 18:00	27.62	84.0	**5.65**	1.4
SR11	19/10/2014 0:05	27.45	75.9	**5.12**	1.3	SR11	19/10/2014 6:05	27.35	77.1	**5.22**	1.7	SR11	19/10/2014 12:05	27.41	83.8	**5.65**	1.5	SR11	19/10/2014 18:05	27.63	84.6	**5.70**	1.4
SR11	19/10/2014 0:10	27.46	77.1	**5.20**	1.1	SR11	19/10/2014 6:10	27.34	77.4	**5.23**	1.6	SR11	19/10/2014 12:10	27.41	83.9	**5.65**	1.5	SR11	19/10/2014 18:10	27.63	84.7	**5.70**	1.5
SR11	19/10/2014 0:15	27.42	75.8	**5.11**	1.2	SR11	19/10/2014 6:15	27.35	78.1	**5.28**	1.2	SR11	19/10/2014 12:15	27.42	84.0	**5.66**	1.9	SR11	19/10/2014 18:15	27.62	83.5	**5.63**	1.4
SR11	19/10/2014 0:20	27.44	75.6	**5.10**	1.9	SR11	19/10/2014 6:20	27.35	78.4	**5.29**	1.4	SR11	19/10/2014 12:20	27.41	81.6	**5.51**	1.5	SR11	19/10/2014 18:20	27.61	83.7	**5.63**	1.6
SR11	19/10/2014 0:25	27.45	76.5	**5.16**	1.2	SR11	19/10/2014 6:25	27.34	78.5	**5.30**	1.3	SR11	19/10/2014 12:25	27.43	84.5	**5.68**	1.4	SR11	19/10/2014 18:25	27.61	82.9	**5.59**	1.2
SR11	19/10/2014 0:30	27.43	75.0	**5.05**	1.3	SR11	19/10/2014 6:30	27.33	76.9	**5.20**	1.3	SR11	19/10/2014 12:30	27.43	84.9	**5.72**	1.4	SR11	19/10/2014 18:30	27.62	84.0	**5.66**	1.4
SR11	19/10/2014 0:35	27.42	74.7	**5.05**	1.1	SR11	19/10/2014 6:35	27.34	77.3	**5.22**	1.8	SR11	19/10/2014 12:35	27.46	85.6	**5.78**	1.4	SR11	19/10/2014 18:35	27.62	83.7	**5.64**	1.5
SR11	19/10/2014 0:40	27.43	75.0	**5.06**	1.3	SR11	19/10/2014 6:40	27.33	76.7	**5.18**	1.6	SR11	19/10/2014 12:40	27.44	84.4	**5.69**	1.2	SR11	19/10/2014 18:40	27.60	82.9	**5.58**	1.2
SR11	19/10/2014 0:45	27.43	75.0	**5.06**	1.4	SR11	19/10/2014 6:45	27.33	76.5	**5.16**	1.9	SR11	19/10/2014 12:45	27.46	85.1	**5.74**	1.2	SR11	19/10/2014 18:45	27.64	86.3	**5.81**	1.7
SR11	19/10/2014 0:50	27.41	74.4	**5.03**	1.5	SR11	19/10/2014 6:50	27.33	77.5	**5.23**	2.2	SR11	19/10/2014 12:50	27.46	85.7	**5.78**	1.4	SR11	19/10/2014 18:50	27.63	85.4	**5.75**	1.5
SR11	19/10/2014 0:55	27.44	75.3	**5.08**	1.8	SR11	19/10/2014 6:55	27.33	76.7	**5.18**	2.0	SR11	19/10/2014 12:55	27.47	85.7	**5.77**	1.2	SR11	19/10/2014 18:55	27.61	84.2	**5.67**	1.5
SR11	19/10/2014 1:00	27.43	75.3	**5.07**	1.4	SR11	19/10/2014 7:00	27.32	77.6	**5.24**	2.4	SR11	19/10/2014 13:00	27.48	85.1	**5.74**	1.6	SR11	19/10/2014 19:00	27.61	84.1	**5.67**	1.4
SR11	19/10/2014 1:05	27.43	75.6	**5.10**	1.4	SR11	19/10/2014 7:05	27.32	75.3	**5.09**	3.2	SR11	19/10/2014 13:05	27.48	86.2	**5.80**	1.4	SR11	19/10/2014 19:05	27.63	84.5	**5.69**	1.6
SR11	19/10/2014 1:10	27.43	74.5	**5.02**	1.7	SR11	19/10/2014 7:10	27.33	77.0	**5.20**	2.4	SR11	19/10/2014 13:10	27.47	85.4	**5.76**	1.0	SR11	19/10/2014 19:10	27.59	83.1	**5.60**	1.0
SR11	19/10/2014 1:15	27.44	75.0	**5.07**	1.9	SR11	19/10/2014 7:15	27.32	76.1	**5.13**	2.0	SR11	19/10/2014 13:15	27.51	86.7	**5.83**	1.5	SR11	19/10/2014 19:15	27.61	83.7	**5.64**	1.4
SR11	19/10/2014 1:20	27.44	75.5	**5.09**	1.5	SR11	19/10/2014 7:20	27.32	76.1	**5.14**	2.2	SR11	19/10/2014 13:20	27.52	86.6	**5.84**	1.6	SR11	19/10/2014 19:20	27.61	84.3	**5.68**	1.2
SR11	19/10/2014 1:25	27.45	76.6	**5.16**	1.6	SR11	19/10/2014 7:25	27.31	75.3	**5.08**	2.5	SR11	19/10/2014 13:25	27.52	85.0	**5.72**	1.4	SR11	19/10/2014 19:25	27.60	83.1	**5.59**	1.1
SR11	19/10/2014 1:30	27.44	76.2	**5.13**	1.7	SR11	19/10/2014 7:30	27.32	75.5	**5.11**	2.3	SR11	19/10/2014 13:30	27.56	88.0	**5.92**	1.4	SR11	19/10/2014 19:30	27.59	83.3	**5.61**	1.1
SR11	19/10/2014 1:35	27.43	75.0	**5.06**	1.9	SR11	19/10/2014 7:35	27.31	76.0	**5.15**	2.3	SR11	19/10/2014 13:35	27.57	88.1	**5.93**	1.4	SR11	19/10/2014 19:35	27.60	82.9	**5.58**	1.0
SR11	19/10/2014 1:40	27.42	74.3	**5.02**	1.6	SR11	19/10/2014 7:40	27.30	74.9	**5.07**	2.3	SR11	19/10/2014 13:40	27.59	89.1	6.00	1.6	SR11	19/10/2014 19:40	27.59	82.5	**5.55**	1.1
SR11	19/10/2014 1:45	27.44	75.5	**5.10**	1.7	SR11	19/10/2014 7:45	27.30	75.0	**5.08**	2.0	SR11	19/10/2014 13:45	27.55	86.6	**5.83**	1.3	SR11	19/10/2014 19:45	27.60	82.5	**5.56**	1.2
SR11	19/10/2014 1:50	27.43	73.3	**4.95**	4.6	SR11	19/10/2014 7:50	27.30	75.1	**5.08**	1.9	SR11	19/10/2014 13:50	27.55	84.8	**5.71**	1.5	SR11	19/10/2014 19:50	27.59	82.4	**5.54**	1.5
SR11	19/10/2014 1:55	27.44	75.3	**5.09**	1.7	SR11	19/10/2014 7:55	27.29	74.5	**5.03**	2.0	SR11	19/10/2014 13:55	27.60	89.4	6.02	1.3	SR11	19/10/2014 19:55	27.59	84.0	**5.66**	1.1
SR11	19/10/2014 2:00	27.44	74.7	**5.04**	1.8	SR11	19/10/2014 8:00	27.29	75.0	**5.07**	2.1	SR11	19/10/2014 14:00	27.60	88.9	5.99	1.5	SR11	19/10/2014 20:00	27.58	83.6	**5.65**	1.0
SR11	19/10/2014 2:05	27.43	75.6	**5.11**	1.3	SR11	19/10/2014 8:05	27.28	75.0	**5.06**	2.0	SR11	19/10/2014 14:05	27.60	89.4	6.02	1.2	SR11	19/10/2014 20:05	27.59	83.4	**5.62**	1.1
SR11	19/10/2014 2:10	27.43	72.9	**4.92**	1.8	SR11	19/10/2014 8:10	27.26	75.5	**5.10**	1.8	SR11	19/10/2014 14:10	27.59	89.4	6.02	1.4	SR11	19/10/2014 20:10	27.58	82.8	**5.57**	1.9
SR11	19/10/2014 2:15	27.44	75.4	**5.10**	2.9	SR11	19/10/2014 8:15	27.27	74.9	**5.07**	2.0	SR11	19/10/2014 14:15	27.61	89.8	6.04	1.4	SR11	19/10/2014 20:15	27.60	83.0	**5.59**	1.3
SR11	19/10/2014 2:20	27.44	75.8	**5.11**	1.8	SR11	19/10/2014 8:20	27.26	75.5	**5.11**	1.4	SR11	19/10/2014 14:20	27.61	89.9	6.05	1.4	SR11	19/10/2014 20:20	27.58	83.0	**5.58**	1.1
SR11	19/10/2014 2:25	27.45	75.5	**5.09**	1.8	SR11	19/10/2014 8:25	27.27	75.1	**5.08**	2.0	SR11	19/10/2014 14:25	27.58	86.1	**5.80**	1.3	SR11	19/10/2014 20:25	27.57	82.5	**5.56**	1.3
SR11	19/10/2014 2:30	27.44	75.7	**5.11**	1.8	SR11	19/10/2014 8:30	27.26	74.6	**5.04**	2.0	SR11	19/10/2014 14:30	27.61	89.8	6.04	1.4	SR11	19/10/2014 20:30	27.58	83.1	**5.59**	1.2
SR11	19/10/2014 2:35	27.45	77.1	**5.20**	1.7	SR11	19/10/2014 8:35	27.26	74.7	**5.05**	1.8	SR11	19/10/2014 14:35	27.57	87.6	**5.91**	1.4	SR11	19/10/2014 20:35	27.57	82.9	**5.58**	1.0
SR11	19/10/2014 2:40	27.42	77.3	**5.21**	1.4	SR11	19/10/2014 8:40	27.25	75.3	**5.09**	2.4	SR11	19/10/2014 14:40	27.61	90.0	6.06	1.8	SR11	19/10/2014 20:40	27.61	83.7	**5.63**	1.6
SR11	19/10/2014 2:45	27.43	77.4	**5.22**	1.5	SR11	19/10/2014 8:45	27.25	76.8	**5.19**	2.1	SR11	19/10/2014 14:45	27.59	89.6	6.03	1.3	SR11	19/10/2014 20:45	27.58	82.8	**5.58**	1.3
SR11	19/10/2014 2:50	27.43	77.2	**5.21**	1.6	SR11	19/10/2014 8:50	27.25	75.2	**5.08**	2.0	SR11	19/10/2014 14:50	27.60	89.4	6.01	1.0	SR11	19/10/2014 20:50	27.58	82.6	**5.55**	1.5
SR11	19/10/2014 2:55	27.42	77.0	**5.20**	1.5	SR11	19/10/2014 8:55	27.25	75.7	**5.12**	1.8	SR11	19/10/2014 14:55	27.61	90.2	6.07	1.3	SR11	19/10/2014 20:55	27.58	82.8	**5.58**	1.7
SR11	19/10/2014 3:00	27.41	77.0	**5.19**	1.4	SR11	19/10/2014 9:00	27.25	76.1	**5.16**	2.1	SR11	19/10/2014 15:00	27.56	84.8	**5.70**	1.3	SR11	19/10/2014 21:00	27.62	85.6	**5.76**	1.9
SR11	19/10/2014 3:05	27.41	77.0	**5.20**	1.5	SR11	19/10/2014 9:05	27.25	75.5	**5.11**	3.6	SR11	19/10/2014 15:05	27.59	86.2	**5.80**	0.9	SR11	19/10/2014 21:05	27.61	83.2	**5.60**	2.1
SR11	19/10/2014 3:10	27.41	76.5	**5.17**	1.5	SR11	19/10/2014 9:10	27.25	75.0	**5.07**	2.1	SR11	19/10/2014 15:10	27.59	86.9	**5.85**	0.9	SR11	19/10/2014 21:10	27.64	86.2	**5.79**	2.1
SR11	19/10/2014 3:15	27.40	76.9	**5.18**	1.2	SR11	19/10/2014 9:15	27.25	75.0	**5.07**	2.1	SR11	19/10/2014 15:15	27.59	86.5	**5.82**	0.8	SR11	19/10/2014 21:15	27.65	86.2	**5.80**	2.2
SR11	19/10/2014 3:20	27.42	77.2	**5.20**	1.3	SR11	19/10/2014 9:20	27.24	74.4	**5.03**	1.6	SR11	19/10/2014 15:20	27.57	84.3	**5.68**	1.1	SR11	19/10/2014 21:20	27.64	86.7	**5.83**	2.5
SR11	19/10/2014 3:25	27.41	77.2	**5.20**	3.0	SR11	19/10/2014 9:25	27.23	75.1	**5.08**	1.6	SR11	19/10/2014 15:25	27.55	83.2	**5.61**	1.9	SR11	19/10/2014 21:25	27.67	88.5	**5.95**	2.4
SR11	19/10/2014 3:30	27.41	77.5	**5.22**	1.3	SR11	19/10/2014 9:30	27.21	76.0	**5.15**	2.1	SR11	19/10/2014 15:30	27.55	82.8	**5.58**	1.4	SR11	19/10/2014 21:30	27.67	88.1	**5.93**	2.5
SR11	19/10/2014 3:35	27.40	77.6	**5.24**	1.4	SR11	19/10/2014 9:35	27.22	75.4	**5.10**	1.7	SR11	19/10/2014 15:35	27.54	82.7	**5.57**	1.2	SR11	19/10/2014 21:35	27.61	85.9	**5.78**	1.9
SR11	19/10/2014 3:40	27.40	77.7	**5.24**	1.0	SR11	19/10/2014 9:40	27.24	77.0	**5.21**	2.1	SR11	19/10/2014 15:40	27.55	82.6	**5.57**	1.7	SR11	19/10/2014 21:40	27.63	84.2	**5.67**	2.3
SR11	19/10/2014 3:45	27.39	77.7	**5.24**	1.0	SR11	19/10/2014 9:45	27.24	78.2	**5.29**	2.0	SR11	19/10/2014 15:45	27.55	80.6	**5.43**	2.5	SR11	19/10/2014 21:45	27.64	86.2	**5.80**	2.8
SR11	19/10/2014 3:50	27.39	78.2	**5.28**	1.5	SR11	19/10/2014 9:50	27.24	77.2	**5.21**	1.6	SR11	19/10/2014 15:50	27.55	82.0	**5.53**	1.3	SR11	19/10/2014 21:50	27.59	83.3	**5.60**	1.6
SR11	19/10/2014 3:55	27.39	78.2	**5.28**	1.3	SR11	19/10/2014 9:55	27.23	77.7	**5.26**	1.2	SR11	19/10/2014 15:55	27.56	82.0	**5.52**	1.6	SR11	19/10/2014 21:55	27.61	83.5	**5.63**	1.9
SR11	19/10/2014 4:00	27.39	78.6	**5.31**	1.1	SR11	19/10/2014 10:00	27.23	75.4	**5.11**	1.6	SR11	19/10/2014 16:00	27.56	81.5	**5.49**	1.5	SR11	19/10/2014 22:00	27.59	82.6	**5.57**	1.7
SR11	19/10/2014 4:05	27.39	79.1	**5.34**	1.4	SR11	19/10/2014 10:05	27.24	78.6	**5.32**	1.5	SR11	19/10/2014 16:05	27.56	81.3	**5.48**	1.5	SR11	19/10/2014 22:05	27.60	82.9	**5.59**	2.1
SR11	19/10/2014 4:10	27.38	78.5	**5.29**	1.2	SR11	19/10/2014 10:10	27.24	76.4	**5.17**	1.8	SR11	19/10/2014 16:10	27.58	82.9	**5.59**	1.7	SR11	19/10/2014 22:10	27.61	82.0	**5.52**	1.7
SR11	19/10/2014 4:15	27.39	79.2	**5.35**	1.3	SR11	19/10/2014 10:15	27.25	76.1	**5.15**	1.3	SR11	19/10/2014 16:15	27.59	84.0	**5.66**	1.5	SR11	19/10/2014 22:15	27.64	83.7	**5.62**	1.9
SR11	19/10/2014 4:20	27.39	78.3	**5.28**	1.4	SR11	19/10/2014 10:20	27.25	78.9	**5.34**	1.6	SR11	19/10/2014 16:20	27.60	83.2	**5.60**	1.3	SR11	19/10/2014 22:20	27.62	83.4	**5.61**	1.7
SR11	19/10/2014 4:25	27.40	78.7	**5.31**	1.7	SR11	19/10/2014 10:25	27.26	76.2	**5.16**	2.2	SR11	19/10/2014 16:25	27.59	83.2	**5.61**	1.4	SR11	19/10/2014 22:25	27.63	84.6	**5.69**	2.0
SR11	19/10/2014 4:30	27.38	78.2	**5.27**	1.5	SR11	19/10/2014 10:30	27.25	77.3	**5.23**	2.0	SR11	19/10/2014 16:30	27.59	83.0	**5.59**	1.7	SR11	19/10/2014 22:30	27.63	83.6	**5.63**	2.0
SR11	19/10/2014 4:35	27.39	78.3	**5.29**	1.3	SR11	19/10/2014 10:35	27.26	77.0	**5.21**	1.6	SR11	19/10/2014 16:35	27.60	83.9	**5.65**	2.1	SR11	19/10/2014 22:35	27.62	82.7	**5.56**	2.0
SR11	19/10/2014 4:40	27.38	78.4	**5.29**	1.7	SR11	19/10/2014 10:40	27.26	78.5	**5.29**	1.9	SR11	19/10/2014 16:40	27.60	83.2	**5.60**	1.4	SR11	19/10/2014 22:40	27.60	81.8	**5.51**	1.6
SR11	19/10/2014 4:45	27.38	78.3	**5.28**	1.3	SR11	19/10/2014 10:45	27.29	77.3	**5.23**	2.4	SR11	19/10/2014 16:45	27.60	84.9	**5.72**	1.4	SR11	19/10/2014 22:45	27.60	82.1	**5.54**	1.6
SR11	19/10/2014 4:50	27.37	78.6	**5.30**	1.5	SR11	19/10/2014 10:50	27.29	77.8	**5.26**	2.3	SR11	19/10/2014 16:50	27.61	84.8	**5.71**	1.5	SR11	19/10/2014 22:50	27.61	81.6	**5.49**	1.7
SR11	19/10/2014 4:55	27.37	78.0	**5.27**	1.4	SR11	19/10/2014 10:55	27.29	76.7	**5.19**	1.8	SR11	19/10/2014 16:55	27.60	83.1	**5.60**	2.2	SR11	19/10/2014 22:55	27.60	81.3	**5.48**	1.3
SR11	19/10/2014 5:00	27.37	77.7	**5.25**	1.4	SR11	19/10/2014 11:00	27.29	77.9	**5.27**	1.6	SR11	19/10/2014 17:00	27.61	82.7	**5.57**	1.9	SR11	19/10/2014 23:00	27.60	80.7	**5.42**	1.4
SR11	19/10/2014 5:05	27.37	77.8	**5.26**	1.3	SR11	19/10/2014 11:05	27.28	78.4	**5.31**	1.8	SR11	19/10/2014 17:05	27.61	83.6	**5.63**	2.0	SR11	19/10/2014 23:05	27.62	81.5	**5.49**	1.8
SR11	19/10/2014 5:10	27.38	78.1	**5.28**	1.6	SR11	19/10/2014 11:10	27.27	79.4	**5.38**	1.7	SR11	19/10/2014 17:10	27.62	84.6	**5.70**	1.9	SR11	19/10/2014 23:10	27.61	81.0	**5.45**	1.5
SR11	19/10/2014 5:15	27.37	78.0	**5.28**	1.2	SR11	19/10/2014 11:15	27.29	78.3	**5.30**	2.5	SR11	19/10/2014 17:15	27.62	84.1	**5.67**	1.9	SR11	19/10/2014 23:15	27.62	81.3	**5.47**	2.0
SR11	19/10/2014 5:20	27.37	78.0	**5.27**	1.6	SR11	19/10/2014 11:20	27.31	79.1	**5.34**	2.1	SR11	19/10/2014 17:20	27.62	85.0	**5.72**	1.1	SR11	19/10/2014 23:20	27.60	80.3	**5.41**	1.8
SR11	19/10/2014 5:25	27.37	77.6	**5.24**	1.5	SR11	19/10/2014 11:25	27.33	80.4	**5.43**	2.0	SR11	19/10/2014 17:25	27.62	84.1	**5.66**	1.3	SR11	19/10/2014 23:25	27.61	81.0	**5.46**	1.7
SR11	19/10/2014 5:30	27.37	78.1	**5.27**	1.6	SR11	19/10/2014 11:30	27.37	82.6	**5.57**	1.8	SR11	19/10/2014 17:30	27.61	83.1	**5.60**	1.5	SR11	19/10/2014 23:30	27.61	81.4	**5.49**	2.2
SR11	19/10/2014 5:35	27.36	77.8	**5.26**	2.6	SR11	19/10/2014 11:35	27.38	83.3	**5.61**	1.6	SR11	19/10/2014 17:35	27.61	83.3	**5.60**	1.7	SR11	19/10/2014 23:35	27.62	81.7	**5.50**	1.9
SR11	19/10/2014 5:40	27.35	78.2	**5.29**	1.4	SR11	19/10/2014 11:40	27.36	79.0	**5.34**	1.9	SR11	19/10/2014 17:40	27.62	84.0	**5.66**	1.8	SR11	19/10/2014 23:40	27.62	80.8	**5.44**	2.1
SR11	19/10/2014 5:45	27.36	76.3	**5.16**	1.7	SR11	19/10/2014 11:45	27.35	77.6	**5.24**	1.9	SR11	19/10/2014 17:45	27.60	83.3	**5.61**	1.4	SR11	19/10/2014 23:45	27.62	80.1	**5.39**	2.4
SR11	19/10/2014 5:50	27.36	77.1	**5.22**	2.4	SR11	19/10/2014 11:50	27.35	80.7	**5.45**	1.6	SR11	19/10/2014 17:50	27.63	84.4	**5.69**	2.5	SR11	19/10/2014 23:50	27.62	80.4	**5.42**	2.2
SR11	19/10/2014 5:55	27.36	77.6	**5.24**	2.0	SR11	19/10/2014 11:55	27.38	83.5	**5.64**	1.6	SR11	19/10/2014 17:55	27.62	83.6	**5.63**	1.5	SR11	19/10/2014 23:55	27.60	79.2	**5.33**	1.7

Station	Timestamp	Temp (° C)	DO (%)	DO (mg/L)	Tur (NTU)	Station	Timestamp	Temp (° C)	DO (%)	DO (mg/L)	Tur (NTU)	Station	Timestamp	Temp (° C)	DO (%)	DO (mg/L)	Tur (NTU)	Station	Timestamp	Temp (°C)	DO (%)	DO (mg/L)	Tur (NTU)
SR12	19/10/2014 0:01	27.98	70.2	4.59	4.1	SR12	19/10/2014 6:01	27.90	69.2	4.53	4.6	SR12	19/10/2014 12:01	27.89	77.1	5.05	3.8	SR12	19/10/2014 18:01	27.93	69.7	4.56	6.0
SR12	19/10/2014 0:06	27.96	71.0	4.64	4.1	SR12	19/10/2014 6:06	27.91	69.1	4.52	5.6	SR12	19/10/2014 12:06	27.90	77.1	5.05	3.9	SR12	19/10/2014 18:06	27.93	69.8	4.57	5.4
SR12	19/10/2014 0:11	27.96	70.8	4.63	3.9	SR12	19/10/2014 6:11	27.92	68.1	4.46	5.0	SR12	19/10/2014 12:11	27.90	77.3	5.06	4.4	SR12	19/10/2014 18:11	27.93	69.1	4.52	5.7
SR12	19/10/2014 0:16	27.95	70.3	4.60	3.9	SR12	19/10/2014 6:16	27.93	67.6	4.42	**11.6**	SR12	19/10/2014 12:16	27.91	77.5	5.08	3.9	SR12	19/10/2014 18:16	27.92	69.3	4.54	6.1
SR12	19/10/2014 0:21	27.94	71.4	4.67	3.3	SR12	19/10/2014 6:21	27.92	68.7	4.49	8.1	SR12	19/10/2014 12:21	27.91	76.9	5.04	3.6	SR12	19/10/2014 18:21	27.93	68.9	4.51	7.8
SR12	19/10/2014 0:26	27.93	72.7	4.76	3.4	SR12	19/10/2014 6:26	27.92	68.8	4.50	7.4	SR12	19/10/2014 12:26	27.90	77.3	5.06	4.1	SR12	19/10/2014 18:26	27.93	69.2	4.53	6.7
SR12	19/10/2014 0:31	27.94	72.4	4.74	3.6	SR12	19/10/2014 6:31	27.88	67.3	4.40	5.5	SR12	19/10/2014 12:31	27.90	77.3	5.06	3.6	SR12	19/10/2014 18:31	27.93	69.1	4.52	6.0
SR12	19/10/2014 0:36	27.94	72.0	4.71	3.4	SR12	19/10/2014 6:36	27.89	66.1	4.32	4.7	SR12	19/10/2014 12:36	27.90	77.4	5.07	3.9	SR12	19/10/2014 18:36	27.93	68.6	4.49	6.6
SR12	19/10/2014 0:41	27.94	72.0	4.71	3.8	SR12	19/10/2014 6:41	27.90	66.1	4.32	4.2	SR12	19/10/2014 12:41	27.91	77.4	5.07	7.9	SR12	19/10/2014 18:41	27.93	68.7	4.49	7.3
SR12	19/10/2014 0:46	27.93	71.9	4.70	3.6	SR12	19/10/2014 6:46	27.91	66.9	4.38	5.1	SR12	19/10/2014 12:46	27.90	77.6	5.08	4.7	SR12	19/10/2014 18:46	27.93	69.0	4.52	8.4
SR12	19/10/2014 0:51	27.92	71.5	4.68	6.1	SR12	19/10/2014 6:51	27.91	66.2	4.33	4.5	SR12	19/10/2014 12:51	27.91	77.4	5.07	6.0	SR12	19/10/2014 18:51	27.93	69.5	4.55	6.5
SR12	19/10/2014 0:56	27.92	71.7	4.69	4.0	SR12	19/10/2014 6:56	27.89	66.3	4.34	5.4	SR12	19/10/2014 12:56	27.90	77.2	5.05	6.5	SR12	19/10/2014 18:56	27.92	70.3	4.60	5.9
SR12	19/10/2014 1:01	27.92	72.0	4.71	3.6	SR12	19/10/2014 7:01	27.86	67.5	4.42	4.1	SR12	19/10/2014 13:01	27.90	77.2	5.05	5.8	SR12	19/10/2014 19:01	27.92	70.6	4.62	5.7
SR12	19/10/2014 1:06	27.91	71.0	4.65	3.2	SR12	19/10/2014 7:06	27.85	68.5	4.48	3.9	SR12	19/10/2014 13:06	27.90	77.0	5.04	5.0	SR12	19/10/2014 19:06	27.92	69.5	4.55	5.4
SR12	19/10/2014 1:11	27.92	71.1	4.65	4.7	SR12	19/10/2014 7:11	27.86	68.7	4.50	8.5	SR12	19/10/2014 13:11	27.90	76.5	5.01	5.6	SR12	19/10/2014 19:11	27.92	68.4	4.47	5.4
SR12	19/10/2014 1:16	27.90	71.3	4.67	3.5	SR12	19/10/2014 7:16	27.84	68.6	4.50	4.2	SR12	19/10/2014 13:16	27.89	76.2	4.99	4.4	SR12	19/10/2014 19:16	27.90	68.8	4.50	4.6
SR12	19/10/2014 1:21	27.91	71.5	4.68	3.3	SR12	19/10/2014 7:21	27.84	68.4	4.48	6.3	SR12	19/10/2014 13:21	27.89	76.6	5.02	4.4	SR12	19/10/2014 19:21	27.92	67.9	4.44	4.7
SR12	19/10/2014 1:26	27.91	71.9	4.70	3.0	SR12	19/10/2014 7:26	27.87	68.0	4.45	7.4	SR12	19/10/2014 13:26	27.89	76.5	5.01	5.9	SR12	19/10/2014 19:26	27.93	68.5	4.48	4.8
SR12	19/10/2014 1:31	27.87	71.1	4.66	3.0	SR12	19/10/2014 7:31	27.84	68.8	4.51	4.6	SR12	19/10/2014 13:31	27.90	77.5	5.07	4.9	SR12	19/10/2014 19:31	27.93	67.9	4.44	5.4
SR12	19/10/2014 1:36	27.90	70.7	4.63	2.9	SR12	19/10/2014 7:36	27.85	69.2	4.54	5.1	SR12	19/10/2014 13:36	27.90	77.4	5.06	4.7	SR12	19/10/2014 19:36	27.93	68.0	4.45	4.5
SR12	19/10/2014 1:41	27.90	72.1	4.72	3.3	SR12	19/10/2014 7:41	27.86	67.9	4.45	8.0	SR12	19/10/2014 13:41	27.90	77.4	5.06	4.8	SR12	19/10/2014 19:41	27.93	68.7	4.49	5.7
SR12	19/10/2014 1:46	27.90	72.3	4.73	3.1	SR12	19/10/2014 7:46	27.88	67.8	4.44	8.5	SR12	19/10/2014 13:46	27.89	77.1	5.05	4.4	SR12	19/10/2014 19:46	27.93	68.7	4.49	5.6
SR12	19/10/2014 1:51	27.90	70.7	4.63	2.9	SR12	19/10/2014 7:51	27.88	67.3	4.41	7.0	SR12	19/10/2014 13:51	27.89	77.4	5.07	4.0	SR12	19/10/2014 19:51	27.93	69.3	4.53	6.4
SR12	19/10/2014 1:56	27.90	70.0	4.58	2.8	SR12	19/10/2014 7:56	27.88	67.6	4.43	6.1	SR12	19/10/2014 13:56	27.89	77.4	5.07	5.0	SR12	19/10/2014 19:56	27.93	69.4	4.54	5.7
SR12	19/10/2014 2:01	27.91	69.3	4.53	3.1	SR12	19/10/2014 8:01	27.89	68.5	4.48	5.6	SR12	19/10/2014 14:01	27.90	77.1	5.04	3.4	SR12	19/10/2014 20:01	27.93	69.3	4.53	5.5
SR12	19/10/2014 2:06	27.92	71.4	4.67	3.6	SR12	19/10/2014 8:06	27.89	68.2	4.46	5.9	SR12	19/10/2014 14:06	27.89	76.4	5.00	5.3	SR12	19/10/2014 20:06	27.93	69.9	4.58	7.4
SR12	19/10/2014 2:11	27.92	70.5	4.61	3.1	SR12	19/10/2014 8:11	27.84	70.4	4.61	3.6	SR12	19/10/2014 14:11	27.89	75.1	4.92	3.9	SR12	19/10/2014 20:11	27.93	70.3	4.60	5.6
SR12	19/10/2014 2:16	27.93	71.0	4.64	3.0	SR12	19/10/2014 8:16	27.86	69.6	4.56	4.2	SR12	19/10/2014 14:16	27.90	76.0	4.98	3.8	SR12	19/10/2014 20:16	27.92	70.3	4.60	5.3
SR12	19/10/2014 2:21	27.92	70.0	4.58	3.8	SR12	19/10/2014 8:21	27.86	70.3	4.60	3.6	SR12	19/10/2014 14:21	27.91	75.5	4.94	4.8	SR12	19/10/2014 20:21	27.92	70.0	4.58	4.8
SR12	19/10/2014 2:26	27.92	70.2	4.59	3.0	SR12	19/10/2014 8:26	27.87	70.0	4.58	3.3	SR12	19/10/2014 14:26	27.92	76.1	4.98	3.9	SR12	19/10/2014 20:26	27.92	69.1	4.52	5.9
SR12	19/10/2014 2:31	27.92	70.2	4.59	3.6	SR12	19/10/2014 8:31	27.86	70.0	4.59	3.9	SR12	19/10/2014 14:31	27.92	75.9	4.97	3.7	SR12	19/10/2014 20:31	27.92	70.4	4.61	5.2
SR12	19/10/2014 2:36	27.92	70.1	4.59	2.9	SR12	19/10/2014 8:36	27.87	69.4	4.55	3.7	SR12	19/10/2014 14:36	27.91	76.6	5.01	3.3	SR12	19/10/2014 20:36	27.91	70.5	4.61	5.3
SR12	19/10/2014 2:41	27.92	68.9	4.51	3.2	SR12	19/10/2014 8:41	27.87	68.6	4.49	4.1	SR12	19/10/2014 14:41	27.91	76.6	5.02	4.1	SR12	19/10/2014 20:41	27.91	70.6	4.62	4.9
SR12	19/10/2014 2:46	27.91	70.4	4.61	3.3	SR12	19/10/2014 8:46	27.88	69.0	4.51	4.7	SR12	19/10/2014 14:46	27.89	75.9	4.97	3.5	SR12	19/10/2014 20:46	27.91	71.1	4.65	4.7
SR12	19/10/2014 2:51	27.92	69.9	4.57	3.0	SR12	19/10/2014 8:51	27.88	68.4	4.48	4.5	SR12	19/10/2014 14:51	27.88	75.8	4.97	3.6	SR12	19/10/2014 20:51	27.91	70.7	4.63	5.9
SR12	19/10/2014 2:56	27.92	69.0	4.52	5.0	SR12	19/10/2014 8:56	27.86	69.4	4.54	3.8	SR12	19/10/2014 14:56	27.88	75.8	4.96	3.3	SR12	19/10/2014 20:56	27.91	70.3	4.60	5.1
SR12	19/10/2014 3:01	27.92	68.9	4.51	4.0	SR12	19/10/2014 9:01	27.85	71.3	4.67	3.0	SR12	19/10/2014 15:01	27.89	76.1	4.98	5.2	SR12	19/10/2014 21:01	27.91	69.9	4.58	4.9
SR12	19/10/2014 3:06	27.93	67.7	4.43	3.5	SR12	19/10/2014 9:06	27.85	70.5	4.62	4.0	SR12	19/10/2014 15:06	27.93	75.7	4.95	4.4	SR12	19/10/2014 21:06	27.91	69.9	4.57	6.6
SR12	19/10/2014 3:11	27.93	70.1	4.59	5.0	SR12	19/10/2014 9:11	27.86	69.9	4.58	3.7	SR12	19/10/2014 15:11	27.92	75.3	4.93	5.0	SR12	19/10/2014 21:11	27.91	70.4	4.61	5.5
SR12	19/10/2014 3:16	27.93	69.5	4.54	5.2	SR12	19/10/2014 9:16	27.85	70.7	4.63	4.2	SR12	19/10/2014 15:16	27.91	75.7	4.96	4.2	SR12	19/10/2014 21:16	27.91	69.7	4.56	5.1
SR12	19/10/2014 3:21	27.93	69.1	4.52	4.4	SR12	19/10/2014 9:21	27.85	70.8	4.63	3.7	SR12	19/10/2014 15:21	27.93	75.1	4.91	4.2	SR12	19/10/2014 21:21	27.90	70.1	4.59	4.8
SR12	19/10/2014 3:26	27.92	69.2	4.52	4.4	SR12	19/10/2014 9:26	27.86	70.9	4.64	3.9	SR12	19/10/2014 15:26	27.93	75.2	4.92	4.3	SR12	19/10/2014 21:26	27.90	70.1	4.59	5.8
SR12	19/10/2014 3:31	27.92	68.6	4.49	4.4	SR12	19/10/2014 9:31	27.85	71.8	4.70	3.6	SR12	19/10/2014 15:31	27.93	75.2	4.92	4.3	SR12	19/10/2014 21:31	27.86	70.9	4.64	4.1
SR12	19/10/2014 3:36	27.92	69.3	4.53	4.6	SR12	19/10/2014 9:36	27.86	71.1	4.66	3.4	SR12	19/10/2014 15:36	27.92	74.4	4.87	4.7	SR12	19/10/2014 21:36	27.89	70.4	4.61	4.3
SR12	19/10/2014 3:41	27.93	68.9	4.51	4.2	SR12	19/10/2014 9:41	27.85	71.9	4.71	3.6	SR12	19/10/2014 15:41	27.95	73.7	4.82	4.4	SR12	19/10/2014 21:41	27.90	73.2	4.79	4.0
SR12	19/10/2014 3:46	27.92	67.8	4.43	4.4	SR12	19/10/2014 9:46	27.86	71.8	4.70	4.3	SR12	19/10/2014 15:46	27.97	73.1	4.78	5.8	SR12	19/10/2014 21:46	27.89	71.0	4.65	4.7
SR12	19/10/2014 3:51	27.93	67.6	4.42	4.3	SR12	19/10/2014 9:51	27.85	72.8	4.77	3.6	SR12	19/10/2014 15:51	27.96	73.6	4.81	5.2	SR12	19/10/2014 21:51	27.90	71.1	4.66	4.4
SR12	19/10/2014 3:56	27.92	70.0	4.58	4.6	SR12	19/10/2014 9:56	27.85	73.8	4.83	3.2	SR12	19/10/2014 15:56	27.96	73.3	4.80	5.2	SR12	19/10/2014 21:56	27.89	72.3	4.73	3.9
SR12	19/10/2014 4:01	27.91	69.3	4.53	4.4	SR12	19/10/2014 10:01	27.86	73.0	4.78	3.0	SR12	19/10/2014 16:01	27.96	73.2	4.79	5.2	SR12	19/10/2014 22:01	27.89	71.7	4.69	4.6
SR12	19/10/2014 4:06	27.91	69.6	4.55	4.8	SR12	19/10/2014 10:06	27.85	73.8	4.83	3.4	SR12	19/10/2014 16:06	27.97	73.4	4.80	6.1	SR12	19/10/2014 22:06	27.90	70.2	4.60	4.5
SR12	19/10/2014 4:11	27.92	70.0	4.58	5.2	SR12	19/10/2014 10:11	27.85	73.9	4.84	4.1	SR12	19/10/2014 16:11	27.96	73.5	4.81	6.4	SR12	19/10/2014 22:11	27.88	72.9	4.78	4.1
SR12	19/10/2014 4:16	27.92	69.8	4.56	4.9	SR12	19/10/2014 10:16	27.86	74.2	4.86	4.2	SR12	19/10/2014 16:16	27.95	72.6	4.75	5.6	SR12	19/10/2014 22:16	27.88	72.5	4.74	4.0
SR12	19/10/2014 4:21	27.93	68.4	4.47	5.3	SR12	19/10/2014 10:21	27.86	73.5	4.82	4.8	SR12	19/10/2014 16:21	27.97	72.3	4.73	5.8	SR12	19/10/2014 22:21	27.88	74.5	4.88	4.3
SR12	19/10/2014 4:26	27.93	68.2	4.46	5.2	SR12	19/10/2014 10:26	27.86	73.8	4.83	5.3	SR12	19/10/2014 16:26	27.96	72.4	4.73	6.2	SR12	19/10/2014 22:26	27.88	74.0	4.85	4.1
SR12	19/10/2014 4:31	27.92	69.3	4.53	5.4	SR12	19/10/2014 10:31	27.86	74.1	4.85	4.5	SR12	19/10/2014 16:31	27.96	71.5	4.68	5.4	SR12	19/10/2014 22:31	27.88	73.7	4.83	4.3
SR12	19/10/2014 4:36	27.91	69.3	4.53	5.2	SR12	19/10/2014 10:36	27.86	74.8	4.90	4.0	SR12	19/10/2014 16:36	27.95	72.6	4.75	6.6	SR12	19/10/2014 22:36	27.88	73.6	4.82	4.1
SR12	19/10/2014 4:41	27.93	68.7	4.50	4.8	SR12	19/10/2014 10:41	27.87	74.5	4.88	4.5	SR12	19/10/2014 16:41	27.95	72.1	4.72	5.6	SR12	19/10/2014 22:41	27.88	73.6	4.82	4.0
SR12	19/10/2014 4:46	27.93	69.0	4.51	7.1	SR12	19/10/2014 10:46	27.86	75.1	4.92	4.3	SR12	19/10/2014 16:46	27.95	72.2	4.72	6.0	SR12	19/10/2014 22:46	27.88	72.7	4.76	3.8
SR12	19/10/2014 4:51	27.93	68.3	4.47	5.5	SR12	19/10/2014 10:51	27.86	75.5	4.95	6.3	SR12	19/10/2014 16:51	27.95	71.7	4.69	6.8	SR12	19/10/2014 22:51	27.87	72.8	4.77	4.9
SR12	19/10/2014 4:56	27.93	68.4	4.48	5.9	SR12	19/10/2014 10:56	27.88	75.9	4.97	5.8	SR12	19/10/2014 16:56	27.95	71.4	4.67	5.8	SR12	19/10/2014 22:56	27.87	72.1	4.72	3.9
SR12	19/10/2014 5:01	27.92	68.4	4.47	7.1	SR12	19/10/2014 11:01	27.87	76.0	4.98	5.2	SR12	19/10/2014 17:01	27.94	71.0	4.65	5.2	SR12	19/10/2014 23:01	27.87	71.5	4.68	3.7
SR12	19/10/2014 5:06	27.93	69.1	4.52	6.1	SR12	19/10/2014 11:06	27.87	76.4	5.00	4.1	SR12	19/10/2014 17:06	27.95	70.4	4.60	5.3	SR12	19/10/2014 23:06	27.88	71.8	4.70	3.6
SR12	19/10/2014 5:11	27.93	68.6	4.49	5.4	SR12	19/10/2014 11:11	27.88	76.5	5.01	3.8	SR12	19/10/2014 17:11	27.95	70.3	4.59	5.3	SR12	19/10/2014 23:11	27.88	70.7	4.63	3.7
SR12	19/10/2014 5:16	27.93	69.2	4.53	6.6	SR12	19/10/2014 11:16	27.88	76.8	5.03	4.1	SR12	19/10/2014 17:16	27.93	71.7	4.69	6.3	SR12	19/10/2014 23:16	27.88	71.2	4.66	4.4
SR12	19/10/2014 5:21	27.93	68.4	4.47	6.3	SR12	19/10/2014 11:21	27.88	76.5	5.01	3.9	SR12	19/10/2014 17:21	27.95	70.3	4.60	6.0	SR12	19/10/2014 23:21	27.89	71.2	4.66	4.5
SR12	19/10/2014 5:26	27.93	68.5	4.48	6.2	SR12	19/10/2014 11:26	27.88	76.4	5.00	3.7	SR12	19/10/2014 17:26	27.94	70.1	4.58	5.5	SR12	19/10/2014 23:26	27.86	72.8	4.77	4.4
SR12	19/10/2014 5:31	27.91	69.5	4.54	5.5	SR12	19/10/2014 11:31	27.88	76.1	4.98	3.9	SR12	19/10/2014 17:31	27.94	69.4	4.54	5.4	SR12	19/10/2014 23:31	27.86	72.8	4.77	4.3
SR12	19/10/2014 5:36	27.90	70.3	4.60	5.2	SR12	19/10/2014 11:36	27.89	76.1	4.98	4.8	SR12	19/10/2014 17:36	27.93	70.6	4.62	5.3	SR12	19/10/2014 23:36	27.85	72.9	4.78	3.6
SR12	19/10/2014 5:41	27.90	71.2	4.66	5.5	SR12	19/10/2014 11:41	27.90	76.3	4.99	4.1	SR12	19/10/2014 17:41	27.93	70.0	4.58	5.4	SR12	19/10/2014 23:41	27.85	75.8	4.97	4.2
SR12	19/10/2014 5:46	27.89	70.4	4.61	5.1	SR12	19/10/2014 11:46	27.89	76.3	4.99	4.2	SR12	19/10/2014 17:46	27.93	69.4	4.54	5.5	SR12	19/10/2014 23:46	27.86	76.2	4.99	4.2
SR12	19/10/2014 5:51	27.91	70.5	4.61	7.6	SR12	19/10/2014 11:51	27.88	76.5	5.01	4.9	SR12	19/10/2014 17:51	27.93	69.8	4.56	5.6	SR12	19/10/2014 23:51	27.85	76.5	5.01	3.7
SR12	19/10/2014 5:56	27.90	70.1	4.58	5.1	SR12	19/10/2014 11:56	27.90	76.5	5.01	4.1	SR12	19/10/2014 17:56	27.93	68.9	4.51	5.2	SR12	19/10/2014 23:56	27.85	75.1	4.92	3.5

Station	Timestamp	Temp (° C)	DO (%)	DO (mg/L)	Tur (NTU)	Station	Timestamp	Temp (° C)	DO (%)	DO (mg/L)	Tur (NTU)	Station	Timestamp	Temp (° C)	DO (%)	DO (mg/L)	Tur (NTU)	Station	Timestamp	Temp (°C)	DO (%)	DO (mg/L)	Tur (NTU)
SR13	19/10/2014 0:00	27.96	69.5	**4.58**	4.2	SR13	19/10/2014 6:00	27.96	66.0	**4.35**	1.2	SR13	19/10/2014 12:00	27.88	69.4	**4.59**	5.5	SR13	19/10/2014 18:00	27.99	71.5	**4.71**	0.2
SR13	19/10/2014 0:05	27.96	69.7	**4.59**	4.0	SR13	19/10/2014 6:05	27.96	65.6	**4.33**	0.5	SR13	19/10/2014 12:05	27.89	69.2	**4.57**	5.1	SR13	19/10/2014 18:05	27.99	71.9	**4.74**	0.1
SR13	19/10/2014 0:10	27.96	68.7	**4.53**	3.0	SR13	19/10/2014 6:10	27.95	65.9	**4.35**	0.8	SR13	19/10/2014 12:10	27.90	70.1	**4.63**	4.6	SR13	19/10/2014 18:10	27.98	73.4	**4.85**	0.6
SR13	19/10/2014 0:15	27.96	69.4	**4.57**	3.0	SR13	19/10/2014 6:15	27.96	65.5	**4.32**	0.8	SR13	19/10/2014 12:15	27.89	69.8	**4.61**	5.2	SR13	19/10/2014 18:15	27.98	73.3	**4.84**	0.2
SR13	19/10/2014 0:20	27.96	69.3	**4.57**	2.3	SR13	19/10/2014 6:20	27.96	65.1	**4.29**	0.7	SR13	19/10/2014 12:20	27.89	69.8	**4.61**	5.5	SR13	19/10/2014 18:20	27.98	73.0	**4.82**	0.3
SR13	19/10/2014 0:25	27.96	69.3	**4.57**	2.6	SR13	19/10/2014 6:25	27.95	65.0	**4.28**	0.8	SR13	19/10/2014 12:25	27.89	69.7	**4.60**	5.7	SR13	19/10/2014 18:25	27.98	73.2	**4.83**	0.8
SR13	19/10/2014 0:30	27.96	68.7	**4.53**	2.5	SR13	19/10/2014 6:30	27.95	65.4	**4.32**	0.8	SR13	19/10/2014 12:30	27.89	69.4	**4.58**	5.7	SR13	19/10/2014 18:30	27.97	74.2	**4.90**	1.8
SR13	19/10/2014 0:35	27.96	68.7	**4.53**	2.1	SR13	19/10/2014 6:35	27.92	70.9	**4.68**	2.7	SR13	19/10/2014 12:35	27.89	69.3	**4.58**	5.4	SR13	19/10/2014 18:35	27.97	73.5	**4.85**	1.9
SR13	19/10/2014 0:40	27.95	69.5	**4.58**	3.7	SR13	19/10/2014 6:40	27.91	70.5	**4.65**	2.7	SR13	19/10/2014 12:40	27.89	69.1	**4.57**	5.0	SR13	19/10/2014 18:40	27.96	73.8	**4.87**	3.4
SR13	19/10/2014 0:45	27.95	69.4	**4.57**	2.8	SR13	19/10/2014 6:45	27.90	69.7	**4.60**	2.8	SR13	19/10/2014 12:45	27.89	69.3	**4.58**	5.2	SR13	19/10/2014 18:45	27.96	73.3	**4.83**	2.6
SR13	19/10/2014 0:50	27.94	68.7	**4.53**	3.1	SR13	19/10/2014 6:50	27.90	69.2	**4.56**	2.7	SR13	19/10/2014 12:50	27.89	69.3	**4.58**	4.3	SR13	19/10/2014 18:50	27.96	73.3	**4.84**	2.7
SR13	19/10/2014 0:55	27.94	69.2	**4.57**	3.7	SR13	19/10/2014 6:55	27.90	68.9	**4.55**	2.1	SR13	19/10/2014 12:55	27.88	68.8	**4.55**	4.9	SR13	19/10/2014 18:55	27.96	72.8	**4.81**	2.2
SR13	19/10/2014 1:00	27.94	70.1	**4.62**	4.9	SR13	19/10/2014 7:00	27.90	68.4	**4.52**	2.1	SR13	19/10/2014 13:00	27.88	69.2	**4.57**	5.1	SR13	19/10/2014 19:00	27.95	72.7	**4.80**	1.9
SR13	19/10/2014 1:05	27.95	69.9	**4.61**	5.3	SR13	19/10/2014 7:05	27.90	68.5	**4.52**	2.3	SR13	19/10/2014 13:05	27.88	68.0	**4.50**	5.0	SR13	19/10/2014 19:05	27.96	71.7	**4.73**	1.4
SR13	19/10/2014 1:10	27.93	68.5	**4.52**	2.6	SR13	19/10/2014 7:10	27.90	67.8	**4.47**	1.9	SR13	19/10/2014 13:10	27.87	65.8	**4.35**	7.6	SR13	19/10/2014 19:10	27.96	72.1	**4.76**	2.8
SR13	19/10/2014 1:15	27.93	69.0	**4.55**	3.6	SR13	19/10/2014 7:15	27.90	68.1	**4.49**	2.3	SR13	19/10/2014 13:15	27.84	62.2	**4.12**	7.9	SR13	19/10/2014 19:15	27.96	72.7	**4.80**	2.7
SR13	19/10/2014 1:20	27.93	69.2	**4.56**	3.8	SR13	19/10/2014 7:20	27.90	67.8	**4.48**	2.0	SR13	19/10/2014 13:20	27.81	61.2	**4.05**	7.0	SR13	19/10/2014 19:20	27.96	72.3	**4.77**	2.0
SR13	19/10/2014 1:25	27.94	70.0	**4.62**	4.8	SR13	19/10/2014 7:25	27.90	68.0	**4.49**	2.0	SR13	19/10/2014 13:25	27.81	61.6	**4.08**	5.7	SR13	19/10/2014 19:25	27.96	72.2	**4.76**	2.2
SR13	19/10/2014 1:30	27.94	69.7	**4.60**	5.0	SR13	19/10/2014 7:30	27.90	68.5	**4.52**	2.0	SR13	19/10/2014 13:30	27.81	62.0	**4.11**	5.6	SR13	19/10/2014 19:30	27.96	72.0	**4.75**	2.2
SR13	19/10/2014 1:35	27.94	69.8	**4.60**	4.5	SR13	19/10/2014 7:35	27.90	68.1	**4.50**	1.9	SR13	19/10/2014 13:35	27.81	61.8	**4.09**	5.0	SR13	19/10/2014 19:35	27.95	71.2	**4.70**	3.1
SR13	19/10/2014 1:40	27.93	68.9	**4.54**	4.1	SR13	19/10/2014 7:40	27.89	68.4	**4.51**	1.7	SR13	19/10/2014 13:40	27.81	62.6	**4.15**	3.5	SR13	19/10/2014 19:40	27.95	71.0	**4.69**	2.5
SR13	19/10/2014 1:45	27.93	69.7	**4.60**	4.9	SR13	19/10/2014 7:45	27.90	68.4	**4.51**	1.9	SR13	19/10/2014 13:45	27.82	63.3	**4.19**	4.2	SR13	19/10/2014 19:45	27.95	71.0	**4.68**	1.9
SR13	19/10/2014 1:50	27.93	70.1	**4.62**	6.0	SR13	19/10/2014 7:50	27.89	68.3	**4.51**	2.1	SR13	19/10/2014 13:50	27.85	65.2	**4.31**	2.7	SR13	19/10/2014 19:50	27.95	70.9	**4.68**	1.5
SR13	19/10/2014 1:55	27.93	69.6	**4.59**	5.6	SR13	19/10/2014 7:55	27.89	68.8	**4.54**	2.6	SR13	19/10/2014 13:55	27.89	66.0	**4.36**	3.0	SR13	19/10/2014 19:55	27.95	70.7	**4.67**	1.5
SR13	19/10/2014 2:00	27.91	69.9	**4.61**	3.8	SR13	19/10/2014 8:00	27.89	68.7	**4.53**	2.4	SR13	19/10/2014 14:00	27.97	69.1	**4.56**	2.0	SR13	19/10/2014 20:00	27.94	71.0	**4.69**	1.9
SR13	19/10/2014 2:05	27.92	67.6	**4.46**	2.7	SR13	19/10/2014 8:05	27.88	69.1	**4.56**	8.3	SR13	19/10/2014 14:05	28.02	70.9	**4.68**	1.9	SR13	19/10/2014 20:05	27.93	71.1	**4.70**	1.9
SR13	19/10/2014 2:10	27.94	68.8	**4.54**	3.3	SR13	19/10/2014 8:10	27.88	69.0	**4.56**	5.3	SR13	19/10/2014 14:10	28.05	71.8	**4.74**	1.7	SR13	19/10/2014 20:10	27.92	70.4	**4.65**	1.7
SR13	19/10/2014 2:15	27.94	68.6	**4.53**	3.3	SR13	19/10/2014 8:15	27.88	68.8	**4.55**	4.5	SR13	19/10/2014 14:15	28.08	73.0	**4.81**	1.2	SR13	19/10/2014 20:15	27.93	70.9	**4.69**	1.3
SR13	19/10/2014 2:20	27.93	69.0	**4.55**	4.0	SR13	19/10/2014 8:20	27.86	68.4	**4.52**	2.6	SR13	19/10/2014 14:20	28.08	72.5	**4.78**	1.1	SR13	19/10/2014 20:20	27.93	70.4	**4.65**	1.2
SR13	19/10/2014 2:25	27.94	69.0	**4.55**	3.6	SR13	19/10/2014 8:25	27.87	68.4	**4.52**	3.0	SR13	19/10/2014 14:25	28.09	72.2	**4.76**	1.6	SR13	19/10/2014 20:25	27.93	70.5	**4.65**	3.1
SR13	19/10/2014 2:30	27.94	68.9	**4.55**	4.0	SR13	19/10/2014 8:30	27.86	68.5	**4.52**	3.9	SR13	19/10/2014 14:30	28.11	71.6	**4.71**	1.5	SR13	19/10/2014 20:30	27.93	70.3	**4.64**	1.3
SR13	19/10/2014 2:35	27.94	68.7	**4.53**	3.5	SR13	19/10/2014 8:35	27.87	68.7	**4.54**	3.6	SR13	19/10/2014 14:35	28.10	71.3	**4.70**	1.6	SR13	19/10/2014 20:35	27.93	70.7	**4.67**	1.4
SR13	19/10/2014 2:40	27.94	68.6	**4.53**	4.6	SR13	19/10/2014 8:40	27.88	68.1	**4.49**	2.9	SR13	19/10/2014 14:40	28.09	70.6	**4.65**	1.8	SR13	19/10/2014 20:40	27.92	70.4	**4.65**	1.3
SR13	19/10/2014 2:45	27.94	69.0	**4.55**	6.6	SR13	19/10/2014 8:45	27.88	68.3	**4.51**	3.0	SR13	19/10/2014 14:45	28.05	71.6	**4.72**	1.7	SR13	19/10/2014 20:45	27.92	74.4	**4.91**	6.7
SR13	19/10/2014 2:50	27.93	69.3	**4.57**	6.9	SR13	19/10/2014 8:50	27.88	68.3	**4.51**	2.9	SR13	19/10/2014 14:50	28.05	71.2	**4.69**	1.6	SR13	19/10/2014 20:50	27.92	71.9	**4.74**	5.1
SR13	19/10/2014 2:55	27.93	69.0	**4.55**	6.7	SR13	19/10/2014 8:55	27.87	65.7	**4.34**	2.7	SR13	19/10/2014 14:55	28.05	72.0	**4.75**	1.1	SR13	19/10/2014 20:55	27.91	71.4	**4.71**	4.3
SR13	19/10/2014 3:00	27.93	68.1	**4.49**	4.4	SR13	19/10/2014 9:00	27.86	70.9	**4.68**	4.6	SR13	19/10/2014 15:00	28.07	73.1	**4.82**	1.1	SR13	19/10/2014 21:00	27.90	73.6	**4.86**	6.1
SR13	19/10/2014 3:05	27.93	68.7	**4.53**	4.0	SR13	19/10/2014 9:05	27.86	70.7	**4.67**	5.0	SR13	19/10/2014 15:05	28.09	75.0	**4.94**	0.7	SR13	19/10/2014 21:05	27.91	73.2	**4.83**	5.5
SR13	19/10/2014 3:10	27.92	68.2	**4.50**	3.7	SR13	19/10/2014 9:10	27.86	70.1	**4.63**	8.9	SR13	19/10/2014 15:10	28.12	75.7	**4.99**	0.5	SR13	19/10/2014 21:10	27.91	71.6	**4.73**	4.5
SR13	19/10/2014 3:15	27.92	68.3	**4.50**	4.0	SR13	19/10/2014 9:15	27.86	70.7	**4.67**	6.6	SR13	19/10/2014 15:15	28.09	75.2	**4.95**	1.0	SR13	19/10/2014 21:15	27.90	71.1	**4.70**	4.2
SR13	19/10/2014 3:20	27.92	67.4	**4.45**	3.7	SR13	19/10/2014 9:20	27.86	70.4	**4.65**	12.7	SR13	19/10/2014 15:20	28.10	75.8	**4.99**	0.5	SR13	19/10/2014 21:20	27.91	71.5	**4.72**	4.1
SR13	19/10/2014 3:25	27.92	67.5	**4.46**	2.8	SR13	19/10/2014 9:25	27.86	70.3	**4.64**	9.2	SR13	19/10/2014 15:25	28.11	76.0	**5.00**	0.5	SR13	19/10/2014 21:25	27.91	71.1	**4.69**	4.0
SR13	19/10/2014 3:30	27.92	67.9	**4.48**	3.7	SR13	19/10/2014 9:30	27.86	70.6	**4.66**	9.0	SR13	19/10/2014 15:30	28.09	74.9	**4.94**	1.1	SR13	19/10/2014 21:30	27.91	71.2	**4.70**	3.9
SR13	19/10/2014 3:35	27.92	67.5	**4.45**	2.4	SR13	19/10/2014 9:35	27.86	70.4	**4.65**	7.1	SR13	19/10/2014 15:35	28.08	73.9	**4.87**	1.7	SR13	19/10/2014 21:35	27.91	71.2	**4.70**	3.8
SR13	19/10/2014 3:40	27.92	67.5	**4.45**	2.3	SR13	19/10/2014 9:40	27.86	70.3	**4.64**	6.1	SR13	19/10/2014 15:40	28.07	72.6	**4.79**	1.9	SR13	19/10/2014 21:40	27.90	73.5	**4.85**	5.2
SR13	19/10/2014 3:45	27.91	67.0	**4.42**	2.0	SR13	19/10/2014 9:45	27.86	70.0	**4.62**	5.8	SR13	19/10/2014 15:45	28.07	73.7	**4.86**	0.8	SR13	19/10/2014 21:45	27.90	72.4	**4.78**	4.6
SR13	19/10/2014 3:50	27.91	66.2	**4.37**	1.9	SR13	19/10/2014 9:50	27.86	70.1	**4.63**	5.8	SR13	19/10/2014 15:50	28.06	73.5	**4.84**	0.8	SR13	19/10/2014 21:50	27.90	71.7	**4.74**	4.7
SR13	19/10/2014 3:55	27.92	65.9	**4.35**	1.6	SR13	19/10/2014 9:55	27.87	70.0	**4.63**	5.8	SR13	19/10/2014 15:55	28.04	72.6	**4.79**	0.6	SR13	19/10/2014 21:55	27.90	71.5	**4.73**	3.2
SR13	19/10/2014 4:00	27.92	69.8	**4.60**	8.1	SR13	19/10/2014 10:00	27.86	70.0	**4.63**	5.4	SR13	19/10/2014 16:00	28.04	71.5	**4.71**	0.2	SR13	19/10/2014 22:00	27.90	71.3	**4.71**	3.8
SR13	19/10/2014 4:05	27.92	69.0	**4.55**	5.6	SR13	19/10/2014 10:05	27.87	70.1	**4.63**	4.9	SR13	19/10/2014 16:05	28.04	74.8	**4.93**	0.5	SR13	19/10/2014 22:05	27.90	71.4	**4.71**	4.0
SR13	19/10/2014 4:10	27.92	68.8	**4.54**	4.3	SR13	19/10/2014 10:10	27.87	69.7	**4.61**	5.1	SR13	19/10/2014 16:10	28.05	75.6	**4.98**	0.5	SR13	19/10/2014 22:10	27.90	71.1	**4.70**	3.3
SR13	19/10/2014 4:15	27.92	69.2	**4.57**	4.2	SR13	19/10/2014 10:15	27.87	69.8	**4.61**	5.2	SR13	19/10/2014 16:15	28.04	74.9	**4.94**	0.2	SR13	19/10/2014 22:15	27.90	70.8	**4.68**	4.9
SR13	19/10/2014 4:20	27.92	69.1	**4.56**	3.6	SR13	19/10/2014 10:20	27.87	69.4	**4.59**	4.9	SR13	19/10/2014 16:20	28.04	74.0	**4.88**	0.4	SR13	19/10/2014 22:20	27.90	70.8	**4.67**	3.4
SR13	19/10/2014 4:25	27.92	68.8	**4.54**	3.1	SR13	19/10/2014 10:25	27.87	69.1	**4.56**	5.6	SR13	19/10/2014 16:25	28.04	73.0	**4.81**	0.7	SR13	19/10/2014 22:25	27.90	70.1	**4.63**	3.6
SR13	19/10/2014 4:30	27.92	68.1	**4.49**	2.7	SR13	19/10/2014 10:30	27.87	69.3	**4.58**	4.6	SR13	19/10/2014 16:30	28.02	72.6	**4.79**	0.8	SR13	19/10/2014 22:30	27.90	69.4	**4.59**	2.5
SR13	19/10/2014 4:35	27.92	67.6	**4.46**	2.5	SR13	19/10/2014 10:35	27.87	69.5	**4.59**	3.8	SR13	19/10/2014 16:35	28.02	72.3	**4.77**	0.9	SR13	19/10/2014 22:35	27.90	69.4	**4.58**	2.4
SR13	19/10/2014 4:40	27.92	68.3	**4.51**	3.4	SR13	19/10/2014 10:40	27.87	70.0	**4.62**	3.5	SR13	19/10/2014 16:40	28.01	72.1	**4.76**	0.6	SR13	19/10/2014 22:40	27.90	69.6	**4.60**	2.5
SR13	19/10/2014 4:45	27.91	68.2	**4.50**	3.0	SR13	19/10/2014 10:45	27.87	68.8	**4.54**	4.0	SR13	19/10/2014 16:45	28.01	72.0	**4.75**	0.7	SR13	19/10/2014 22:45	27.91	69.6	**4.60**	2.8
SR13	19/10/2014 4:50	27.92	67.3	**4.44**	1.8	SR13	19/10/2014 10:50	27.87	68.9	**4.55**	3.5	SR13	19/10/2014 16:50	28.02	72.6	**4.79**	0.8	SR13	19/10/2014 22:50	27.90	67.5	**4.46**	2.0
SR13	19/10/2014 4:55	27.90	67.0	**4.42**	2.0	SR13	19/10/2014 10:55	27.87	69.6	**4.60**	4.3	SR13	19/10/2014 16:55	28.01	71.2	**4.70**	0.7	SR13	19/10/2014 22:55	27.90	66.9	**4.42**	1.6
SR13	19/10/2014 5:00	27.91	67.3	**4.44**	2.0	SR13	19/10/2014 11:00	27.87	70.1	**4.63**	4.2	SR13	19/10/2014 17:00	28.02	69.9	**4.61**	0.6	SR13	19/10/2014 23:00	27.90	67.3	**4.45**	1.5
SR13	19/10/2014 5:05	27.91	65.8	**4.34**	1.5	SR13	19/10/2014 11:05	27.88	70.4	**4.65**	5.2	SR13	19/10/2014 17:05	28.01	69.9	**4.61**	0.8	SR13	19/10/2014 23:05	27.90	67.8	**4.48**	1.8
SR13	19/10/2014 5:10	27.91	65.7	**4.34**	1.1	SR13	19/10/2014 11:10	27.86	69.8	**4.61**	4.3	SR13	19/10/2014 17:10	28.01	69.1	**4.56**	0.6	SR13	19/10/2014 23:10	27.90	67.5	**4.46**	1.3
SR13	19/10/2014 5:15	27.93	66.3	**4.38**	2.0	SR13	19/10/2014 11:15	27.87	68.9	**4.55**	4.0	SR13	19/10/2014 17:15	28.01	70.1	**4.63**	1.8	SR13	19/10/2014 23:15	27.90	67.2	**4.44**	1.8
SR13	19/10/2014 5:20	27.94	66.6	**4.39**	2.2	SR13	19/10/2014 11:20	27.87	68.6	**4.53**	3.6	SR13	19/10/2014 17:20	28.01	70.0	**4.62**	0.6	SR13	19/10/2014 23:20	27.90	67.5	**4.46**	1.2
SR13	19/10/2014 5:25	27.95	66.3	**4.37**	1.1	SR13	19/10/2014 11:25	27.88	69.2	**4.57**	4.1	SR13	19/10/2014 17:25	28.01	69.9	**4.61**	0.6	SR13	19/10/2014 23:25	27.90	67.5	**4.46**	1.0
SR13	19/10/2014 5:30	27.95	66.3	**4.37**	1.2	SR13	19/10/2014 11:30	27.88	69.1	**4.57**	3.8	SR13	19/10/2014 17:30	28.01	69.7	**4.59**	0.6	SR13	19/10/2014 23:30	27.90	67.4	**4.45**	1.3
SR13	19/10/2014 5:35	27.96	66.2	**4.37**	1.3	SR13	19/10/2014 11:35	27.86	68.1	**4.50**	3.7	SR13	19/10/2014 17:35	28.00	70.5	**4.65**	0.5	SR13	19/10/2014 23:35	27.91	67.8	**4.48**	1.4
SR13	19/10/2014 5:40	27.96	66.0	**4.35**	1.1	SR13	19/10/2014 11:40	27.87	68.8	**4.55**	4.6	SR13	19/10/2014 17:40	28.00	70.7	**4.66**	0.6	SR13	19/10/2014 23:40	27.91	68.5	**4.52**	1.8
SR13	19/10/2014 5:45	27.96	66.1	**4.36**	1.1	SR13	19/10/2014 11:45	27.84	66.9	**4.43**	4.4	SR13	19/10/2014 17:45	27.99	71.4	**4.71**	0.4	SR13	19/10/2014 23:45	27.91	68.5	**4.53**	1.9
SR13	19/10/2014 5:50	27.96	66.1	**4.36**	1.1	SR13	19/10/2014 11:50	27.89	70.5	**4.66**	6.8	SR13	19/10/2014 17:50	27.99	71.1	**4.69**	0.1	SR13	19/10/2014 23:50	27.91	68.4	**4.51**	1.7
SR13	19/10/2014 5:55	27.95	66.2	**4.36**	1.3	SR13	19/10/2014 11:55	27.88	70.2	**4.63**	6.4	SR13	19/10/2014 17:55	27.99	72.2	**4.77**	0.3	SR13	19/10/2014 23:55	27.91	68.6	**4.53**	1.8

Station	Timestamp	NH_3 (mg/L)				Station	Timestamp	NH_3 (mg/L)			
SR4	19/10/2014 0:17	0.06				SR12	19/10/2014 0:17	0.07			
SR4	19/10/2014 0:37	0.06				SR12	19/10/2014 0:37	0.06			
SR4	19/10/2014 0:57	0.07				SR12	19/10/2014 0:57	0.08			
SR4	19/10/2014 1:17	0.07				SR12	19/10/2014 1:17	0.08			
SR4	19/10/2014 1:37	0.07				SR12	19/10/2014 1:37	0.07			
SR4	19/10/2014 1:57	0.07				SR12	19/10/2014 1:57	0.07			
SR4	19/10/2014 2:17	0.06				SR12	19/10/2014 2:17	0.06			
SR4	19/10/2014 2:37	0.06				SR12	19/10/2014 2:37	0.06			
SR4	19/10/2014 2:57	0.06				SR12	19/10/2014 2:57	0.06			
SR4	19/10/2014 3:17	0.06				SR12	19/10/2014 3:17	0.06			
SR4	19/10/2014 3:37	0.06				SR12	19/10/2014 3:37	0.06			
SR4	19/10/2014 3:57	0.06				SR12	19/10/2014 3:57	0.08			
SR4	19/10/2014 4:17	0.06				SR12	19/10/2014 4:17	0.08			
SR4	19/10/2014 4:37	0.06				SR12	19/10/2014 4:37	0.07			
SR4	19/10/2014 4:57	0.07				SR12	19/10/2014 4:57	0.08			
SR4	19/10/2014 5:17	0.06				SR12	19/10/2014 5:17	0.07			
SR4	19/10/2014 5:37	0.06				SR12	19/10/2014 5:37	0.05			
SR4	19/10/2014 5:57	0.08				SR12	19/10/2014 5:57	0.06			
SR4						SR12					
SR4	19/10/2014 6:37	0.06				SR12	19/10/2014 6:37	0.06			
SR4	19/10/2014 6:57	0.06				SR12	19/10/2014 6:57	0.06			
SR4	19/10/2014 7:17	0.06				SR12	19/10/2014 7:17	0.07			
SR4	19/10/2014 7:37	0.07				SR12	19/10/2014 7:37	0.07			
SR4	19/10/2014 7:57	0.06				SR12	19/10/2014 7:57	0.06			
SR4	19/10/2014 8:17	0.06				SR12	19/10/2014 8:17	0.06			
SR4	19/10/2014 8:37	0.06				SR12	19/10/2014 8:37	0.05			
SR4	19/10/2014 8:57	0.07				SR12	19/10/2014 8:57	0.06			
SR4	19/10/2014 9:17	0.06				SR12	19/10/2014 9:17	0.06			
SR4	19/10/2014 9:37	0.06				SR12	19/10/2014 9:37	0.06			
SR4	19/10/2014 9:57	0.08				SR12	19/10/2014 9:57	0.06			
SR4	19/10/2014 10:17	0.07				SR12	19/10/2014 10:17	0.07			
SR4	19/10/2014 10:37	0.06				SR12	19/10/2014 10:37	0.05			
SR4	19/10/2014 10:57	0.05				SR12	19/10/2014 10:57	0.05			
SR4	19/10/2014 11:17	0.05				SR12	19/10/2014 11:17	0.06			
SR4	19/10/2014 11:37	0.05				SR12	19/10/2014 11:37	0.07			
SR4	19/10/2014 11:57	0.05				SR12	19/10/2014 11:57	0.07			
SR4	19/10/2014 12:17	0.05				SR12	19/10/2014 12:17	0.08			
SR4	19/10/2014 12:37	0.06				SR12	19/10/2014 12:37	0.08			
SR4	19/10/2014 12:57	0.06				SR12	19/10/2014 12:57	0.08			
SR4	19/10/2014 13:17	0.06				SR12	19/10/2014 13:17	0.06			
SR4	19/10/2014 13:37	0.09				SR12	19/10/2014 13:37	0.06			
SR4	19/10/2014 13:57	0.08				SR12	19/10/2014 13:57	0.06			
SR4	19/10/2014 14:17	0.07				SR12	19/10/2014 14:17	0.07			
SR4	19/10/2014 14:37	0.07				SR12	19/10/2014 14:37	0.08			
SR4	19/10/2014 14:57	0.06				SR12	19/10/2014 14:57	0.07			
SR4	19/10/2014 15:17	0.07				SR12	19/10/2014 15:17	0.06			
SR4	19/10/2014 15:37	0.06				SR12	19/10/2014 15:37	0.07			
SR4	19/10/2014 15:57	0.05				SR12	19/10/2014 15:57	0.07			
SR4	19/10/2014 16:17	0.06				SR12	19/10/2014 16:17	0.07			
SR4	19/10/2014 16:37	0.08				SR12	19/10/2014 16:37	0.06			
SR4	19/10/2014 16:57	0.08				SR12	19/10/2014 16:57	0.06			
SR4	19/10/2014 17:17	0.08				SR12	19/10/2014 17:17	0.07			
SR4	19/10/2014 17:37	0.06				SR12	19/10/2014 17:37	0.06			
SR4	19/10/2014 17:57	0.07				SR12	19/10/2014 17:57	0.06			
SR4	19/10/2014 18:17	0.07				SR12	19/10/2014 18:17	0.07			
SR4	19/10/2014 18:37	0.08				SR12	19/10/2014 18:37	0.06			
SR4	19/10/2014 18:57	0.07				SR12	19/10/2014 18:57	0.07			
SR4	19/10/2014 19:17	0.07				SR12	19/10/2014 19:17	0.06			
SR4	19/10/2014 19:37	0.08				SR12	19/10/2014 19:37	0.05			
SR4	19/10/2014 19:57	0.08				SR12	19/10/2014 19:57	0.05			
SR4	19/10/2014 20:17	0.07				SR12	19/10/2014 20:17	0.05			
SR4	19/10/2014 20:37	0.05				SR12	19/10/2014 20:37	0.05			
SR4	19/10/2014 20:57	0.06				SR12	19/10/2014 20:57	0.05			
SR4	19/10/2014 21:17	0.07				SR12	19/10/2014 21:17	0.06			
SR4	19/10/2014 21:37	0.06				SR12	19/10/2014 21:37	0.06			
SR4	19/10/2014 21:57	0.07				SR12	19/10/2014 21:57	0.06			
SR4	19/10/2014 22:17	0.06				SR12	19/10/2014 22:17	0.07			
SR4	19/10/2014 22:37	0.05				SR12	19/10/2014 22:37	0.08			
SR4	19/10/2014 22:57	0.06				SR12	19/10/2014 22:57	0.08			
SR4	19/10/2014 23:17	0.05				SR12	19/10/2014 23:17	0.09			
SR4	19/10/2014 23:37	0.05				SR12	19/10/2014 23:37	0.09			
SR4	19/10/2014 23:57	0.06				SR12	19/10/2014 23:57	0.09			

Remark: Fonts with underline: Action Level Exceedance
Fonts with bold and underline: Limit Level Exceedance
Automatic Instrument calibration of NH3-N monitor was carried out during 5:57-6:37 at SR4 and SR12.

Station	Timestamp	Temp (° C)	DO (%)	DO (mg/L)	Tur (NTU)	Station	Timestamp	Temp (° C)	DO (%)	DO (mg/L)	Tur (NTU)	Station	Timestamp	Temp (° C)	DO (%)	DO (mg/L)	Tur (NTU)	Station	Timestamp	Temp (°C)	DO (%)	DO (mg/L)	Tur (NTU)
SR4	20/10/2014 0:01	27.85	74.6	4.91	2.0	SR4	20/10/2014 6:01	27.81	75.7	4.99	0.3	SR4	20/10/2014 12:01	27.98	79.2	5.20	2.3	SR4	20/10/2014 18:01	27.93	81.6	5.37	2.9
SR4	20/10/2014 0:06	27.84	76.3	5.02	1.0	SR4	20/10/2014 6:06	27.81	75.9	5.00	1.7	SR4	20/10/2014 12:06	28.02	79.5	5.22	1.0	SR4	20/10/2014 18:06	27.93	81.4	5.35	3.2
SR4	20/10/2014 0:11	27.84	77.0	5.07	0.8	SR4	20/10/2014 6:11	27.81	76.5	5.04	1.1	SR4	20/10/2014 12:11	28.03	80.2	5.26	0.8	SR4	20/10/2014 18:11	27.92	79.7	5.24	1.9
SR4	20/10/2014 0:16	27.84	75.1	4.95	0.5	SR4	20/10/2014 6:16	27.81	76.2	5.02	1.4	SR4	20/10/2014 12:16	28.05	79.0	5.19	0.6	SR4	20/10/2014 18:16	27.92	81.2	5.34	2.7
SR4	20/10/2014 0:21	27.85	75.8	4.99	0.7	SR4	20/10/2014 6:21	27.82	76.0	5.01	2.0	SR4	20/10/2014 12:21	28.02	76.5	5.02	1.7	SR4	20/10/2014 18:21	27.93	80.5	5.29	4.8
SR4	20/10/2014 0:26	27.85	76.2	5.02	1.0	SR4	20/10/2014 6:26	27.82	76.1	5.02	1.9	SR4	20/10/2014 12:26	28.05	78.6	5.16	0.9	SR4	20/10/2014 18:26	27.93	80.6	5.30	3.5
SR4	20/10/2014 0:31	27.85	77.8	5.12	0.7	SR4	20/10/2014 6:31	27.83	76.2	5.02	2.4	SR4	20/10/2014 12:31	28.03	77.8	5.11	1.5	SR4	20/10/2014 18:31	27.92	79.6	5.24	3.2
SR4	20/10/2014 0:36	27.85	76.2	5.02	0.4	SR4	20/10/2014 6:36	27.83	76.0	5.00	2.2	SR4	20/10/2014 12:36	28.01	79.3	5.21	3.8	SR4	20/10/2014 18:36	27.92	79.3	5.22	3.2
SR4	20/10/2014 0:41	27.85	76.7	5.05	1.6	SR4	20/10/2014 6:41	27.83	76.1	5.01	2.6	SR4	20/10/2014 12:41	28.02	78.4	5.15	2.4	SR4	20/10/2014 18:41	27.91	79.7	5.24	3.4
SR4	20/10/2014 0:46	27.84	76.0	5.01	0.3	SR4	20/10/2014 6:46	27.83	75.6	4.98	4.4	SR4	20/10/2014 12:46	28.01	78.0	5.12	3.2	SR4	20/10/2014 18:46	27.92	78.9	5.19	2.8
SR4	20/10/2014 0:51	27.84	76.8	5.06	0.6	SR4	20/10/2014 6:51	27.84	75.2	4.95	3.3	SR4	20/10/2014 12:51	28.10	76.8	5.04	1.7	SR4	20/10/2014 18:51	27.92	79.5	5.23	4.5
SR4	20/10/2014 0:56	27.84	76.6	5.05	0.1	SR4	20/10/2014 6:56	27.84	75.7	4.98	2.5	SR4	20/10/2014 12:56	28.06	78.4	5.15	1.9	SR4	20/10/2014 18:56	27.92	79.0	5.20	3.2
SR4	20/10/2014 1:01	27.84	75.3	4.96	0.1	SR4	20/10/2014 7:01	27.83	75.6	4.98	2.4	SR4	20/10/2014 13:01	28.02	77.5	5.09	1.9	SR4	20/10/2014 19:01	27.92	78.9	5.19	3.0
SR4	20/10/2014 1:06	27.84	74.2	4.89	0.1	SR4	20/10/2014 7:06	27.82	74.9	4.93	2.8	SR4	20/10/2014 13:06	28.00	78.0	5.13	1.9	SR4	20/10/2014 19:06	27.92	77.8	5.12	2.9
SR4	20/10/2014 1:11	27.84	74.6	4.92	0.8	SR4	20/10/2014 7:11	27.82	74.4	4.90	1.9	SR4	20/10/2014 13:11	28.00	77.3	5.07	2.3	SR4	20/10/2014 19:11	27.92	77.1	5.07	2.5
SR4	20/10/2014 1:16	27.84	76.8	5.06	0.2	SR4	20/10/2014 7:16	27.83	74.1	4.88	2.6	SR4	20/10/2014 13:16	28.01	78.9	5.18	3.2	SR4	20/10/2014 19:16	27.92	76.5	5.03	3.2
SR4	20/10/2014 1:21	27.84	75.9	5.00	0.1	SR4	20/10/2014 7:21	27.84	75.1	4.94	2.6	SR4	20/10/2014 13:21	28.00	77.6	5.09	2.2	SR4	20/10/2014 19:21	27.92	77.1	5.07	2.9
SR4	20/10/2014 1:26	27.84	74.9	4.93	0.5	SR4	20/10/2014 7:26	27.84	75.1	4.94	2.7	SR4	20/10/2014 13:26	27.97	76.4	5.02	2.4	SR4	20/10/2014 19:26	27.92	77.1	5.07	3.4
SR4	20/10/2014 1:31	27.81	75.7	4.99	0.4	SR4	20/10/2014 7:31	27.82	74.2	4.89	2.2	SR4	20/10/2014 13:31	28.00	78.2	5.14	3.3	SR4	20/10/2014 19:31	27.91	77.8	5.12	6.0
SR4	20/10/2014 1:36	27.83	75.2	4.95	0.1	SR4	20/10/2014 7:36	27.83	75.7	4.98	2.3	SR4	20/10/2014 13:36	27.98	77.7	5.10	2.5	SR4	20/10/2014 19:36	27.90	78.1	5.14	2.8
SR4	20/10/2014 1:41	27.84	76.1	5.01	0.3	SR4	20/10/2014 7:41	27.83	76.0	5.01	1.7	SR4	20/10/2014 13:41	27.92	75.8	4.98	8.4	SR4	20/10/2014 19:41	27.90	78.3	5.15	3.8
SR4	20/10/2014 1:46	27.83	76.1	5.01	0.1	SR4	20/10/2014 7:46	27.82	76.7	5.05	1.7	SR4	20/10/2014 13:46	27.91	78.0	5.13	6.2	SR4	20/10/2014 19:46	27.90	79.1	5.20	3.7
SR4	20/10/2014 1:51	27.81	75.5	4.97	1.2	SR4	20/10/2014 7:51	27.84	75.7	4.99	3.5	SR4	20/10/2014 13:51	27.90	78.3	5.15	7.3	SR4	20/10/2014 19:51	27.89	79.2	5.21	3.2
SR4	20/10/2014 1:56	27.82	76.6	5.05	0.7	SR4	20/10/2014 7:56	27.84	76.5	5.04	2.3	SR4	20/10/2014 13:56	27.89	79.3	5.22	6.3	SR4	20/10/2014 19:56	27.88	80.1	5.27	3.4
SR4	20/10/2014 2:01	27.85	76.7	5.05	0.4	SR4	20/10/2014 8:01	27.84	77.0	5.07	3.8	SR4	20/10/2014 14:01	27.89	78.9	5.19	6.2	SR4	20/10/2014 20:01	27.87	81.9	5.39	2.9
SR4	20/10/2014 2:06	27.86	77.8	5.13	1.3	SR4	20/10/2014 8:06	27.84	76.3	5.02	4.0	SR4	20/10/2014 14:06	27.88	79.9	5.26	5.6	SR4	20/10/2014 20:06	27.86	80.3	5.29	2.4
SR4	20/10/2014 2:11	27.86	78.6	5.17	0.5	SR4	20/10/2014 8:11	27.84	76.2	5.02	3.2	SR4	20/10/2014 14:11	27.87	81.3	5.35	3.8	SR4	20/10/2014 20:11	27.87	78.8	5.19	2.6
SR4	20/10/2014 2:16	27.86	79.5	5.24	1.0	SR4	20/10/2014 8:16	27.84	76.0	5.00	2.6	SR4	20/10/2014 14:16	27.88	81.2	5.34	3.8	SR4	20/10/2014 20:16	27.88	77.6	5.11	2.5
SR4	20/10/2014 2:21	27.85	78.4	5.16	1.2	SR4	20/10/2014 8:21	27.84	76.8	5.05	3.5	SR4	20/10/2014 14:21	28.11	75.3	4.94	3.9	SR4	20/10/2014 20:21	27.88	77.5	5.10	3.4
SR4	20/10/2014 2:26	27.84	77.8	5.12	1.2	SR4	20/10/2014 8:26	27.85	76.6	5.04	3.1	SR4	20/10/2014 14:26	28.06	76.0	4.99	6.3	SR4	20/10/2014 20:26	27.89	76.8	5.05	3.0
SR4	20/10/2014 2:31	27.84	76.1	5.02	0.4	SR4	20/10/2014 8:31	27.85	78.1	5.14	2.6	SR4	20/10/2014 14:31	28.01	80.0	5.25	3.2	SR4	20/10/2014 20:31	27.88	78.0	5.14	2.2
SR4	20/10/2014 2:36	27.85	77.3	5.09	0.7	SR4	20/10/2014 8:36	27.85	77.7	5.12	2.4	SR4	20/10/2014 14:36	28.05	83.4	5.47	1.8	SR4	20/10/2014 20:36	27.87	79.5	5.23	2.1
SR4	20/10/2014 2:41	27.86	79.0	5.20	1.2	SR4	20/10/2014 8:41	27.85	79.2	5.21	2.1	SR4	20/10/2014 14:41	28.05	85.4	5.61	1.3	SR4	20/10/2014 20:41	27.87	80.5	5.30	2.3
SR4	20/10/2014 2:46	27.86	79.7	5.25	1.4	SR4	20/10/2014 8:46	27.85	79.2	5.21	1.9	SR4	20/10/2014 14:46	28.02	86.7	5.69	2.3	SR4	20/10/2014 20:46	27.86	81.7	5.37	2.4
SR4	20/10/2014 2:51	27.86	80.0	5.27	1.5	SR4	20/10/2014 8:51	27.85	79.0	5.20	1.3	SR4	20/10/2014 14:51	28.01	86.7	5.70	2.0	SR4	20/10/2014 20:51	27.86	81.7	5.38	2.4
SR4	20/10/2014 2:56	27.86	80.4	5.29	2.7	SR4	20/10/2014 8:56	27.87	79.4	5.22	1.5	SR4	20/10/2014 14:56	28.30	79.7	5.23	1.3	SR4	20/10/2014 20:56	27.86	82.1	5.40	1.9
SR4	20/10/2014 3:01	27.86	81.7	5.38	1.5	SR4	20/10/2014 9:01	27.86	80.6	5.31	3.7	SR4	20/10/2014 15:01	28.08	85.4	5.60	1.5	SR4	20/10/2014 21:01	27.87	80.7	5.31	2.1
SR4	20/10/2014 3:06	27.86	81.8	5.38	2.0	SR4	20/10/2014 9:06	27.85	81.6	5.37	1.6	SR4	20/10/2014 15:06	28.14	85.7	5.62	1.6	SR4	20/10/2014 21:06	27.87	80.4	5.29	2.1
SR4	20/10/2014 3:11	27.85	82.1	5.40	1.8	SR4	20/10/2014 9:11	27.85	80.2	5.28	1.2	SR4	20/10/2014 15:11	28.10	87.8	5.76	1.3	SR4	20/10/2014 21:11	27.87	80.2	5.28	2.6
SR4	20/10/2014 3:16	27.85	82.2	5.41	1.8	SR4	20/10/2014 9:16	27.85	79.6	5.24	1.3	SR4	20/10/2014 15:16	28.11	86.6	5.68	1.6	SR4	20/10/2014 21:16	27.87	78.8	5.19	1.7
SR4	20/10/2014 3:21	27.85	81.7	5.38	1.6	SR4	20/10/2014 9:21	27.86	80.0	5.27	1.1	SR4	20/10/2014 15:21	28.19	82.0	5.38	1.5	SR4	20/10/2014 21:21	27.85	81.4	5.36	1.6
SR4	20/10/2014 3:26	27.85	79.8	5.25	2.0	SR4	20/10/2014 9:26	27.88	82.1	5.40	0.6	SR4	20/10/2014 15:26	28.13	85.1	5.58	1.6	SR4	20/10/2014 21:26	27.85	81.4	5.36	1.4
SR4	20/10/2014 3:31	27.73	72.2	4.76	0.1	SR4	20/10/2014 9:31	27.88	81.8	5.38	1.4	SR4	20/10/2014 15:31	28.10	87.1	5.72	2.9	SR4	20/10/2014 21:31	27.85	81.7	5.38	1.8
SR4	20/10/2014 3:36	27.78	74.7	4.93	0.4	SR4	20/10/2014 9:36	27.87	80.9	5.33	1.1	SR4	20/10/2014 15:36	28.06	86.4	5.68	2.6	SR4	20/10/2014 21:36	27.85	80.5	5.30	2.4
SR4	20/10/2014 3:41	27.80	73.3	4.83	0.5	SR4	20/10/2014 9:41	27.87	80.5	5.30	1.0	SR4	20/10/2014 15:41	28.04	87.0	5.72	2.2	SR4	20/10/2014 21:41	27.86	79.1	5.21	1.5
SR4	20/10/2014 3:46	27.82	76.0	5.01	1.7	SR4	20/10/2014 9:46	27.88	82.3	5.41	0.7	SR4	20/10/2014 15:46	28.03	88.6	5.82	1.1	SR4	20/10/2014 21:46	27.87	78.8	5.19	2.6
SR4	20/10/2014 3:51	27.82	75.7	4.99	0.9	SR4	20/10/2014 9:51	27.88	80.3	5.28	0.7	SR4	20/10/2014 15:51	28.04	88.7	5.83	2.0	SR4	20/10/2014 21:51	27.87	80.0	5.27	2.2
SR4	20/10/2014 3:56	27.84	77.8	5.12	1.6	SR4	20/10/2014 9:56	27.88	80.2	5.27	1.0	SR4	20/10/2014 15:56	28.05	92.1	6.05	1.2	SR4	20/10/2014 21:56	27.87	80.2	5.28	1.8
SR4	20/10/2014 4:01	27.84	76.5	5.04	1.0	SR4	20/10/2014 10:01	27.90	79.4	5.22	0.5	SR4	20/10/2014 16:01	28.03	90.9	5.97	2.4	SR4	20/10/2014 22:01	27.86	83.2	5.47	1.8
SR4	20/10/2014 4:06	27.85	80.2	5.28	1.5	SR4						SR4	20/10/2014 16:06	28.04	89.5	5.88	2.4	SR4	20/10/2014 22:06	27.86	82.3	5.42	1.7
SR4	20/10/2014 4:11	27.85	80.6	5.31	1.1	SR4						SR4	20/10/2014 16:11	28.10	90.6	5.94	2.0	SR4	20/10/2014 22:11	27.86	82.6	5.44	1.7
SR4	20/10/2014 4:16	27.84	79.3	5.22	1.2	SR4						SR4	20/10/2014 16:16	27.97	89.6	5.89	4.5	SR4	20/10/2014 22:16	27.85	82.6	5.44	2.4
SR4	20/10/2014 4:21	27.84	79.2	5.21	2.7	SR4						SR4	20/10/2014 16:21	27.95	89.1	5.86	2.8	SR4	20/10/2014 22:21	27.85	82.2	5.41	1.8
SR4	20/10/2014 4:26	27.84	80.4	5.29	1.0	SR4						SR4	20/10/2014 16:26	27.96	87.8	5.77	3.2	SR4	20/10/2014 22:26	27.85	81.8	5.38	2.0
SR4	20/10/2014 4:31	27.84	79.7	5.25	0.9	SR4						SR4	20/10/2014 16:31	27.97	87.6	5.76	2.6	SR4	20/10/2014 22:31	27.85	81.0	5.33	1.8
SR4	20/10/2014 4:36	27.83	80.1	5.27	1.2	SR4						SR4	20/10/2014 16:36	27.96	87.2	5.73	5.8	SR4	20/10/2014 22:36	27.84	80.2	5.28	1.3
SR4	20/10/2014 4:41	27.83	80.1	5.27	1.5	SR4						SR4	20/10/2014 16:41	27.95	86.7	5.70	3.9	SR4	20/10/2014 22:41	27.84	79.2	5.22	1.4
SR4	20/10/2014 4:46	27.84	78.0	5.14	0.7	SR4						SR4	20/10/2014 16:46	27.95	86.0	5.66	2.7	SR4	20/10/2014 22:46	27.84	78.9	5.19	1.2
SR4	20/10/2014 4:51	27.84	78.7	5.18	0.9	SR4						SR4	20/10/2014 16:51	27.96	85.1	5.59	3.2	SR4	20/10/2014 22:51	27.83	77.8	5.13	1.2
SR4	20/10/2014 4:56	27.83	78.3	5.15	0.6	SR4	20/10/2014 10:56	27.91	79.1	5.21	1.5	SR4	20/10/2014 16:56	27.96	85.2	5.60	3.9	SR4	20/10/2014 22:56	27.85	77.1	5.08	1.4
SR4	20/10/2014 5:01	27.82	78.3	5.16	2.1	SR4	20/10/2014 11:01	27.91	78.0	5.13	1.6	SR4	20/10/2014 17:01	27.96	85.9	5.65	2.4	SR4	20/10/2014 23:01	27.85	77.6	5.11	1.5
SR4	20/10/2014 5:06	27.82	78.0	5.14	1.3	SR4	20/10/2014 11:06	27.92	78.6	5.17	1.3	SR4	20/10/2014 17:06	27.95	86.0	5.66	2.2	SR4	20/10/2014 23:06	27.84	79.6	5.24	2.1
SR4	20/10/2014 5:11	27.81	78.0	5.14	1.0	SR4	20/10/2014 11:11	27.94	79.1	5.20	1.7	SR4	20/10/2014 17:11	27.95	84.7	5.57	3.0	SR4	20/10/2014 23:11	27.84	83.4	5.50	0.6
SR4	20/10/2014 5:16	27.80	78.3	5.16	0.5	SR4	20/10/2014 11:16	27.92	78.4	5.16	1.7	SR4	20/10/2014 17:16	27.94	85.1	5.59	3.0	SR4	20/10/2014 23:16	27.84	85.0	5.60	1.1
SR4	20/10/2014 5:21	27.81	77.1	5.08	1.5	SR4	20/10/2014 11:21	27.94	79.2	5.21	3.8	SR4	20/10/2014 17:21	27.94	84.1	5.53	1.8	SR4	20/10/2014 23:21	27.84	83.5	5.50	1.0
SR4	20/10/2014 5:26	27.82	77.0	5.07	0.7	SR4	20/10/2014 11:26	27.95	78.9	5.19	1.5	SR4	20/10/2014 17:26	27.94	84.7	5.57	2.4	SR4	20/10/2014 23:26	27.84	84.0	5.54	0.8
SR4	20/10/2014 5:31	27.81	78.3	5.16	0.9	SR4	20/10/2014 11:31	27.97	79.7	5.24	2.2	SR4	20/10/2014 17:31	27.93	84.7	5.57	3.5	SR4	20/10/2014 23:31	27.82	83.4	5.50	0.5
SR4	20/10/2014 5:36	27.81	77.9	5.13	0.6	SR4	20/10/2014 11:36	27.99	78.7	5.17	1.4	SR4	20/10/2014 17:36	27.94	83.3	5.48	2.2	SR4	20/10/2014 23:36	27.83	81.9	5.40	0.9
SR4	20/10/2014 5:41	27.81	78.2	5.15	1.9	SR4	20/10/2014 11:41	28.00	78.9	5.18	0.8	SR4	20/10/2014 17:41	27.93	83.4	5.48	3.0	SR4	20/10/2014 23:41	27.83	80.3	5.29	0.2
SR4	20/10/2014 5:46	27.81	77.7	5.12	0.8	SR4	20/10/2014 11:46	27.99	79.6	5.23	2.8	SR4	20/10/2014 17:46	27.93	82.8	5.45	2.9	SR4	20/10/2014 23:46	27.83	82.2	5.42	0.4
SR4	20/10/2014 5:51	27.81	76.2	5.02	1.5	SR4	20/10/2014 11:51	27.98	79.4	5.22	2.0	SR4	20/10/2014 17:51	27.92	81.6	5.37	2.2	SR4	20/10/2014 23:51	27.83	81.5	5.37	0.4
SR4	20/10/2014 5:56	27.81	76.7	5.05	0.7	SR4	20/10/2014 11:56	27.98	79.0	5.19	1.7	SR4	20/10/2014 17:56	27.93	81.8	5.38	3.2	SR4	20/10/2014 23:56	27.83	80.2	5.29	0.3

Station	Timestamp	Temp (° C)	DO (%)	DO (mg/L)	Tur (NTU)	Station	Timestamp	Temp (° C)	DO (%)	DO (mg/L)	Tur (NTU)	Station	Timestamp	Temp (° C)	DO (%)	DO (mg/L)	Tur (NTU)	Station	Timestamp	Temp (°C)	DO (%)	DO (mg/L)	Tur (NTU)
SR5	20/10/2014 0:00	27.67	92.2	6.07	1.8	SR5	20/10/2014 6:00	27.61	92.3	6.09	1.5	SR5	20/10/2014 12:00	27.72	114.4	7.56	0.6	SR5	20/10/2014 18:00	27.73	98.1	6.47	4.4
SR5	20/10/2014 0:05	27.65	92.2	6.08	1.0	SR5	20/10/2014 6:05	27.63	91.0	6.00	2.2	SR5	20/10/2014 12:05	27.69	113.8	7.53	1.1	SR5	20/10/2014 18:05	27.73	97.5	6.43	4.4
SR5	20/10/2014 0:10	27.65	92.6	6.10	1.6	SR5	20/10/2014 6:10	27.66	89.1	5.87	2.1	SR5	20/10/2014 12:10	27.76	117.1	7.74	0.4	SR5	20/10/2014 18:10	27.75	96.6	6.37	4.4
SR5	20/10/2014 0:15	27.64	91.9	6.06	1.6	SR5	20/10/2014 6:15	27.67	88.1	5.81	3.3	SR5	20/10/2014 12:15	27.75	115.4	7.62	0.6	SR5	20/10/2014 18:15	27.76	95.6	6.30	3.8
SR5	20/10/2014 0:20	27.63	93.4	6.16	2.1	SR5	20/10/2014 6:20	27.63	88.1	5.81	2.3	SR5	20/10/2014 12:20	27.73	115.7	7.65	1.4	SR5	20/10/2014 18:20	27.76	95.3	6.28	4.2
SR5	20/10/2014 0:25	27.65	93.3	6.15	1.1	SR5	20/10/2014 6:25	27.68	87.6	5.77	2.3	SR5	20/10/2014 12:25	27.75	115.6	7.64	0.7	SR5	20/10/2014 18:25	27.77	94.8	6.24	4.2
SR5	20/10/2014 0:30	27.60	96.8	6.39	0.8	SR5	20/10/2014 6:30	27.68	86.8	5.72	2.4	SR5	20/10/2014 12:30	27.84	118.7	7.84	0.7	SR5	20/10/2014 18:30	27.77	94.0	6.19	3.9
SR5	20/10/2014 0:35	27.61	95.7	6.32	0.9	SR5	20/10/2014 6:35	27.69	86.2	5.68	2.4	SR5	20/10/2014 12:35	27.78	117.1	7.74	0.4	SR5	20/10/2014 18:35	27.77	93.6	6.16	4.0
SR5	20/10/2014 0:40	27.61	96.1	6.35	1.1	SR5	20/10/2014 6:40	27.69	85.7	5.64	2.0	SR5	20/10/2014 12:40	27.76	116.1	7.68	0.6	SR5	20/10/2014 18:40	27.77	92.9	6.11	4.5
SR5	20/10/2014 0:45	27.61	95.7	6.32	1.2	SR5	20/10/2014 6:45	27.69	85.0	5.59	2.6	SR5	20/10/2014 12:45	27.72	117.3	7.77	1.1	SR5	20/10/2014 18:45	27.77	92.5	6.09	4.2
SR5	20/10/2014 0:50	27.60	95.5	6.30	0.7	SR5	20/10/2014 6:50	27.69	85.5	5.63	2.4	SR5	20/10/2014 12:50	27.74	119.0	7.88	1.1	SR5	20/10/2014 18:50	27.78	91.9	6.04	3.9
SR5	20/10/2014 0:55	27.61	96.8	6.39	0.7	SR5	20/10/2014 6:55	27.70	84.6	5.56	2.6	SR5	20/10/2014 12:55	27.70	119.6	7.93	0.6	SR5	20/10/2014 18:55	27.77	92.2	6.07	4.0
SR5	20/10/2014 1:00	27.60	96.8	6.39	1.2	SR5	20/10/2014 7:00	27.71	84.5	5.56	2.4	SR5	20/10/2014 13:00	27.69	117.4	7.78	0.7	SR5	20/10/2014 19:00	27.78	91.8	6.04	4.0
SR5	20/10/2014 1:05	27.58	98.8	6.54	1.1	SR5	20/10/2014 7:05	27.71	84.4	5.55	3.2	SR5	20/10/2014 13:05	27.73	118.3	7.83	1.0	SR5	20/10/2014 19:05	27.78	90.9	5.98	4.2
SR5	20/10/2014 1:10	27.62	98.1	6.48	1.3	SR5	20/10/2014 7:10	27.72	83.9	5.52	2.0	SR5	20/10/2014 13:10	27.70	117.6	7.79	0.7	SR5	20/10/2014 19:10	27.78	90.6	5.96	3.9
SR5	20/10/2014 1:15	27.62	97.6	6.45	0.8	SR5	20/10/2014 7:15	27.69	86.1	5.67	2.3	SR5	20/10/2014 13:15	27.74	118.4	7.84	0.6	SR5	20/10/2014 19:15	27.79	90.1	5.92	4.2
SR5	20/10/2014 1:20	27.61	99.6	6.59	1.0	SR5	20/10/2014 7:20	27.72	84.3	5.54	2.4	SR5	20/10/2014 13:20	27.68	121.5	8.05	0.9	SR5	20/10/2014 19:20	27.78	91.0	5.98	3.8
SR5	20/10/2014 1:25	27.55	102.0	6.76	0.9	SR5	20/10/2014 7:25	27.73	84.1	5.53	2.3	SR5	20/10/2014 13:25	27.69	120.9	8.01	0.7	SR5	20/10/2014 19:25	27.78	90.6	5.96	4.0
SR5	20/10/2014 1:30	27.57	100.3	6.64	0.9	SR5	20/10/2014 7:30	27.73	83.7	5.50	2.4	SR5	20/10/2014 13:30	27.71	121.6	8.05	0.8	SR5	20/10/2014 19:30	27.78	90.3	5.94	3.9
SR5	20/10/2014 1:35	27.53	101.9	6.76	1.1	SR5	20/10/2014 7:35	27.74	83.4	5.48	2.3	SR5	20/10/2014 13:35	27.70	120.8	8.00	0.4	SR5	20/10/2014 19:35	27.79	89.6	5.89	3.6
SR5	20/10/2014 1:40	27.53	102.9	6.82	1.0	SR5	20/10/2014 7:40	27.73	83.3	5.47	2.1	SR5	20/10/2014 13:40	27.73	121.3	8.03	0.4	SR5	20/10/2014 19:40	27.79	89.3	5.87	3.8
SR5	20/10/2014 1:45	27.53	102.4	6.79	1.2	SR5	20/10/2014 7:45	27.74	83.1	5.46	2.9	SR5	20/10/2014 13:45	27.74	120.6	7.98	0.5	SR5	20/10/2014 19:45	27.79	89.5	5.88	3.9
SR5	20/10/2014 1:50	27.53	103.6	6.87	0.4	SR5	20/10/2014 7:50	27.74	83.4	5.48	3.0	SR5	20/10/2014 13:50	27.72	120.7	7.99	0.6	SR5	20/10/2014 19:50	27.79	89.2	5.86	4.2
SR5	20/10/2014 1:55	27.50	102.7	6.81	0.5	SR5	20/10/2014 7:55	27.73	83.9	5.51	2.7	SR5	20/10/2014 13:55	27.73	120.9	8.01	0.7	SR5	20/10/2014 19:55	27.79	88.5	5.82	4.0
SR5	20/10/2014 2:00	27.49	102.2	6.78	0.3	SR5	20/10/2014 8:00	27.74	83.9	5.51	2.5	SR5	20/10/2014 14:00	27.70	120.7	8.00	0.9	SR5	20/10/2014 20:00	27.79	88.4	5.81	4.6
SR5	20/10/2014 2:05	27.47	103.0	6.84	0.5	SR5	20/10/2014 8:05	27.74	84.4	5.54	2.9	SR5	20/10/2014 14:05	27.67	119.1	7.89	1.9	SR5	20/10/2014 20:05	27.79	89.1	5.86	4.6
SR5	20/10/2014 2:10	27.46	103.2	6.85	0.6	SR5	20/10/2014 8:10	27.74	84.4	5.55	3.1	SR5	20/10/2014 14:10	27.68	119.6	7.92	1.9	SR5	20/10/2014 20:10	27.79	89.9	5.91	4.6
SR5	20/10/2014 2:15	27.47	102.7	6.82	0.5	SR5	20/10/2014 8:15	27.75	84.2	5.53	3.4	SR5	20/10/2014 14:15	27.72	122.5	8.11	0.6	SR5	20/10/2014 20:15	27.79	89.7	5.90	5.2
SR5	20/10/2014 2:20	27.47	102.7	6.82	0.5	SR5	20/10/2014 8:20	27.75	84.0	5.52	3.2	SR5	20/10/2014 14:20	27.75	123.4	8.17	0.6	SR5	20/10/2014 20:20	27.79	89.1	5.86	5.0
SR5	20/10/2014 2:25	27.47	102.4	6.80	0.3	SR5	20/10/2014 8:25	27.75	84.1	5.53	3.0	SR5	20/10/2014 14:25	27.75	119.9	7.93	0.9	SR5	20/10/2014 20:25	27.79	89.3	5.87	4.7
SR5	20/10/2014 2:30	27.47	102.6	6.81	0.3	SR5	20/10/2014 8:30	27.74	83.9	5.51	3.7	SR5	20/10/2014 14:30	27.76	121.5	8.04	1.2	SR5	20/10/2014 20:30	27.79	88.7	5.83	4.9
SR5	20/10/2014 2:35	27.49	102.0	6.76	0.7	SR5	20/10/2014 8:35	27.74	83.3	5.47	3.3	SR5	20/10/2014 14:35	27.83	123.8	8.18	0.7	SR5	20/10/2014 20:35	27.79	88.5	5.82	5.2
SR5	20/10/2014 2:40	27.49	102.0	6.77	0.4	SR5	20/10/2014 8:40	27.75	82.8	5.44	3.6	SR5	20/10/2014 14:40	27.76	120.8	7.99	0.9	SR5	20/10/2014 20:40	27.79	88.6	5.82	4.8
SR5	20/10/2014 2:45	27.50	101.9	6.76	0.8	SR5	20/10/2014 8:45	27.75	81.5	**5.35**	3.2	SR5	20/10/2014 14:45	27.73	120.7	7.99	0.9	SR5	20/10/2014 20:45	27.79	88.1	5.79	6.2
SR5	20/10/2014 2:50	27.52	101.3	6.72	1.2	SR5	20/10/2014 8:50	27.72	80.7	**5.30**	2.3	SR5	20/10/2014 14:50	27.75	120.6	7.98	1.3	SR5	20/10/2014 20:50	27.79	87.5	5.75	4.7
SR5	20/10/2014 2:55	27.50	100.7	6.68	0.7	SR5	20/10/2014 8:55	27.70	84.8	5.58	2.5	SR5	20/10/2014 14:55	27.75	120.1	7.94	1.7	SR5	20/10/2014 20:55	27.80	87.2	5.73	5.1
SR5	20/10/2014 3:00	27.50	99.6	6.61	0.7	SR5	20/10/2014 9:00	27.70	85.8	5.64	2.5	SR5	20/10/2014 15:00	27.82	122.9	8.12	1.0	SR5	20/10/2014 21:00	27.80	87.4	5.74	4.7
SR5	20/10/2014 3:05	27.50	99.4	6.59	0.5	SR5	20/10/2014 9:05	27.71	86.9	5.71	2.1	SR5	20/10/2014 15:05	27.74	123.7	8.19	1.6	SR5	20/10/2014 21:05	27.80	87.2	5.72	4.5
SR5	20/10/2014 3:10	27.51	99.7	6.61	0.8	SR5	20/10/2014 9:10	27.71	86.2	5.67	2.3	SR5	20/10/2014 15:10	27.63	116.6	7.74	0.8	SR5	20/10/2014 21:10	27.80	86.7	5.69	4.4
SR5	20/10/2014 3:15	27.50	100.3	6.65	0.9	SR5	20/10/2014 9:15	27.72	85.8	5.64	1.9	SR5	20/10/2014 15:15	27.64	118.2	7.84	1.1	SR5	20/10/2014 21:15	27.71	86.4	5.69	2.8
SR5	20/10/2014 3:20	27.50	99.5	6.60	0.6	SR5	20/10/2014 9:20	27.73	87.2	5.73	2.2	SR5	20/10/2014 15:20	27.63	117.0	7.76	1.1	SR5	20/10/2014 21:20	27.77	92.2	6.06	3.2
SR5	20/10/2014 3:25	27.49	99.2	6.58	0.6	SR5	20/10/2014 9:25	27.72	86.3	5.67	1.8	SR5	20/10/2014 15:25	27.69	120.2	7.97	0.9	SR5	20/10/2014 21:25	27.76	91.7	6.03	3.4
SR5	20/10/2014 3:30	27.48	99.6	6.61	0.5	SR5	20/10/2014 9:30	27.73	86.7	5.70	2.7	SR5	20/10/2014 15:30	27.69	120.8	8.01	1.1	SR5	20/10/2014 21:30	27.78	91.5	6.01	3.5
SR5	20/10/2014 3:35	27.45	99.5	6.60	0.5	SR5	20/10/2014 9:35	27.74	86.4	5.68	2.2	SR5	20/10/2014 15:35	27.70	120.5	7.99	0.8	SR5	20/10/2014 21:35	27.78	91.3	6.00	3.0
SR5	20/10/2014 3:40	27.44	99.9	6.63	0.5	SR5	20/10/2014 9:40	27.75	86.8	5.70	2.2	SR5	20/10/2014 15:40	27.71	121.1	8.03	1.0	SR5	20/10/2014 21:40	27.76	91.8	6.04	3.6
SR5	20/10/2014 3:45	27.44	99.9	6.63	0.2	SR5	20/10/2014 9:45	27.75	86.4	5.68	2.6	SR5	20/10/2014 15:45	27.76	125.1	8.29	0.7	SR5	20/10/2014 21:45	27.78	91.1	5.99	4.0
SR5	20/10/2014 3:50	27.44	100.4	6.67	0.3	SR5	20/10/2014 9:50	27.69	91.4	6.02	1.7	SR5	20/10/2014 15:50	27.77	125.8	8.34	1.2	SR5	20/10/2014 21:50	27.77	90.8	5.97	2.9
SR5	20/10/2014 3:55	27.49	99.6	6.61	0.6	SR5	20/10/2014 9:55	27.68	92.3	6.08	1.8	SR5	20/10/2014 15:55	27.77	126.9	8.41	1.3	SR5	20/10/2014 21:55	27.78	91.1	5.99	4.4
SR5	20/10/2014 4:00	27.44	100.3	6.66	0.2	SR5	20/10/2014 10:00	27.70	92.0	6.06	2.0	SR5	20/10/2014 16:00	27.82	128.9	8.54	0.9	SR5	20/10/2014 22:00	27.77	90.9	5.97	3.7
SR5	20/10/2014 4:05	27.43	100.5	6.67	0.1	SR5	20/10/2014 10:05	27.78	94.6	6.22	1.4	SR5	20/10/2014 16:05	27.80	126.9	8.41	0.9	SR5	20/10/2014 22:05	27.77	90.6	5.95	4.3
SR5	20/10/2014 4:10	27.45	100.4	6.67	0.5	SR5	20/10/2014 10:10	27.73	92.6	6.09	1.5	SR5	20/10/2014 16:10	27.81	127.5	8.44	0.9	SR5	20/10/2014 22:10	27.75	93.5	6.15	3.9
SR5	20/10/2014 4:15	27.45	97.5	6.47	0.5	SR5	20/10/2014 10:15	27.73	92.8	6.10	1.9	SR5	20/10/2014 16:15	27.80	127.9	8.47	0.6	SR5	20/10/2014 22:15	27.75	93.8	6.17	3.9
SR5	20/10/2014 4:20	27.47	96.2	6.38	0.7	SR5	20/10/2014 10:20	27.78	94.7	6.23	1.2	SR5	20/10/2014 16:20	27.79	126.4	8.37	1.4	SR5	20/10/2014 22:20	27.75	93.2	6.13	3.9
SR5	20/10/2014 4:25	27.52	95.2	6.31	0.7	SR5	20/10/2014 10:25	27.77	94.2	6.20	1.1	SR5	20/10/2014 16:25	27.76	125.8	8.33	0.9	SR5	20/10/2014 22:25	27.75	93.2	6.13	3.8
SR5	20/10/2014 4:30	27.49	94.9	6.29	0.7	SR5	20/10/2014 10:30	27.76	93.6	6.16	1.6	SR5	20/10/2014 16:30	27.70	120.7	8.00	1.1	SR5	20/10/2014 22:30	27.73	95.1	6.26	2.5
SR5	20/10/2014 4:35	27.51	94.4	6.26	0.9	SR5	20/10/2014 10:35	27.77	94.4	6.21	1.5	SR5	20/10/2014 16:35	27.68	118.3	7.85	2.0	SR5	20/10/2014 22:35	27.75	95.2	6.27	2.6
SR5	20/10/2014 4:40	27.52	94.4	6.26	0.7	SR5	20/10/2014 10:40	27.74	96.1	6.33	1.1	SR5	20/10/2014 16:40	27.71	120.8	8.01	1.2	SR5	20/10/2014 22:40	27.74	95.5	6.29	2.6
SR5	20/10/2014 4:45	27.54	94.1	6.23	1.0	SR5	20/10/2014 10:45	27.73	94.9	6.25	1.1	SR5	20/10/2014 16:45	27.72	119.6	7.93	2.2	SR5	20/10/2014 22:45	27.74	95.0	6.26	3.1
SR5	20/10/2014 4:50	27.56	94.1	6.22	1.0	SR5	20/10/2014 10:50	27.71	95.1	6.26	1.5	SR5	20/10/2014 16:50	27.76	122.7	8.13	1.3	SR5	20/10/2014 22:50	27.74	95.3	6.28	2.6
SR5	20/10/2014 4:55	27.53	92.6	6.13	0.9	SR5	20/10/2014 10:55	27.70	99.2	6.54	0.9	SR5	20/10/2014 16:55	27.76	122.5	8.11	2.3	SR5	20/10/2014 22:55	27.74	95.2	6.27	2.5
SR5	20/10/2014 5:00	27.50	93.3	6.18	1.0	SR5	20/10/2014 11:00	27.70	101.6	6.70	1.2	SR5	20/10/2014 17:00	27.76	122.4	8.10	1.2	SR5	20/10/2014 23:00	27.75	96.6	6.36	2.5
SR5	20/10/2014 5:05	27.57	93.3	6.17	1.0	SR5	20/10/2014 11:05	27.70	101.6	6.70	0.8	SR5	20/10/2014 17:05	27.70	113.3	7.50	3.7	SR5	20/10/2014 23:05	27.74	97.9	6.45	2.3
SR5	20/10/2014 5:10	27.58	93.7	6.19	1.1	SR5	20/10/2014 11:10	27.72	106.5	7.03	0.6	SR5	20/10/2014 17:10	27.72	113.3	7.50	4.1	SR5	20/10/2014 23:10	27.73	97.5	6.42	3.1
SR5	20/10/2014 5:15	27.57	92.6	6.13	1.1	SR5	20/10/2014 11:15	27.72	109.8	7.25	0.5	SR5	20/10/2014 17:15	27.73	113.9	7.54	3.3	SR5	20/10/2014 23:15	27.71	97.1	6.40	1.9
SR5	20/10/2014 5:20	27.56	93.4	6.18	0.9	SR5	20/10/2014 11:20	27.71	106.0	7.00	0.8	SR5	20/10/2014 17:20	27.71	111.3	7.37	4.1	SR5	20/10/2014 23:20	27.65	99.5	6.57	2.0
SR5	20/10/2014 5:25	27.58	93.6	6.19	1.2	SR5	20/10/2014 11:25	27.72	107.5	7.10	0.7	SR5	20/10/2014 17:25	27.73	113.5	7.51	3.4	SR5	20/10/2014 23:25	27.67	99.1	6.54	2.1
SR5	20/10/2014 5:30	27.59	92.8	6.14	1.1	SR5	20/10/2014 11:30	27.71	104.8	6.92	1.0	SR5	20/10/2014 17:30	27.66	102.3	6.77	5.1	SR5	20/10/2014 23:30	27.65	98.9	6.53	1.4
SR5	20/10/2014 5:35	27.58	91.7	6.06	1.1	SR5	20/10/2014 11:35	27.75	106.9	7.05	0.7	SR5	20/10/2014 17:35	27.66	101.0	6.68	4.1	SR5	20/10/2014 23:35	27.67	99.0	6.53	2.2
SR5	20/10/2014 5:40	27.48	91.8	6.09	0.6	SR5	20/10/2014 11:40	27.77	109.5	7.23	1.1	SR5	20/10/2014 17:40	27.67	100.8	6.66	4.7	SR5	20/10/2014 23:40	27.67	99.2	6.55	2.1
SR5	20/10/2014 5:45	27.57	92.1	6.09	0.9	SR5	20/10/2014 11:45	27.76	113.2	7.47	0.3	SR5	20/10/2014 17:45	27.69	100.4	6.63	4.3	SR5	20/10/2014 23:45	27.71	98.6	6.50	2.1
SR5	20/10/2014 5:50	27.59	91.6	6.06	1.4	SR5	20/10/2014 11:50	27.75	114.4	7.56	1.5	SR5	20/10/2014 17:50	27.72	99.5	6.57	4.2	SR5	20/10/2014 23:50	27.69	102.4	6.76	1.7
SR5	20/10/2014 5:55	27.62	91.1	6.01	2.0	SR5	20/10/2014 11:55	27.74	113.5	7.50	1.2	SR5	20/10/2014 17:55	27.71	99.6	6.58	4.1	SR5	20/10/2014 23:55	27.70	101.1	6.68	1.8

Station	Timestamp	Temp (° C)	DO (%)	DO (mg/L)	Tur (NTU)	Station	Timestamp	Temp (° C)	DO (%)	DO (mg/L)	Tur (NTU)	Station	Timestamp	Temp (° C)	DO (%)	DO (mg/L)	Tur (NTU)	Station	Timestamp	Temp (°C)	DO (%)	DO (mg/L)	Tur (NTU)
SR9	20/10/2014 0:00	26.94	94.2	6.26	**6.3**	SR9	20/10/2014 6:00	26.78	89.0	**5.94**	**5.5**	SR9	20/10/2014 12:00	27.21	92.9	6.16	4.7	SR9	20/10/2014 18:00	27.43	106.9	7.06	**4.9**
SR9	20/10/2014 0:05	26.94	93.0	6.17	**5.7**	SR9	20/10/2014 6:05	26.76	88.3	**5.89**	**5.4**	SR9	20/10/2014 12:05	27.23	92.2	6.11	4.4	SR9	20/10/2014 18:05	27.44	107.7	7.11	3.9
SR9	20/10/2014 0:10	26.94	92.9	6.17	**6.2**	SR9	20/10/2014 6:10	26.77	88.1	**5.88**	**5.4**	SR9	20/10/2014 12:10	27.17	91.9	6.09	4.7	SR9	20/10/2014 18:10	27.41	106.9	7.07	4.0
SR9	20/10/2014 0:15	26.93	92.2	6.12	**5.6**	SR9	20/10/2014 6:15	26.76	87.3	**5.83**	**5.0**	SR9	20/10/2014 12:15	27.20	92.6	6.13	4.7	SR9	20/10/2014 18:15	27.43	106.7	7.05	3.6
SR9	20/10/2014 0:20	26.93	91.9	6.10	**5.5**	SR9	20/10/2014 6:20	26.77	87.5	**5.83**	**5.6**	SR9	20/10/2014 12:20	27.19	91.6	6.07	4.7	SR9	20/10/2014 18:20	27.40	105.6	6.98	3.8
SR9	20/10/2014 0:25	26.92	91.2	6.06	**5.5**	SR9	20/10/2014 6:25	26.76	88.3	**5.88**	**5.6**	SR9	20/10/2014 12:25	27.15	90.7	6.01	**5.0**	SR9	20/10/2014 18:25	27.40	105.8	6.99	**5.3**
SR9	20/10/2014 0:30	26.93	91.3	6.07	**5.7**	SR9	20/10/2014 6:30	26.76	87.2	**5.82**	**5.7**	SR9	20/10/2014 12:30	27.17	91.3	6.05	4.7	SR9	20/10/2014 18:30	27.42	105.5	6.97	3.5
SR9	20/10/2014 0:35	26.90	91.3	6.07	**5.3**	SR9	20/10/2014 6:35	26.76	87.4	**5.82**	**5.7**	SR9	20/10/2014 12:35	27.29	93.2	6.16	4.7	SR9	20/10/2014 18:35	27.41	104.7	6.92	3.5
SR9	20/10/2014 0:40	26.92	92.5	6.15	**6.6**	SR9	20/10/2014 6:40	26.76	88.1	**5.87**	**5.8**	SR9	20/10/2014 12:40	27.32	94.2	6.23	4.6	SR9	20/10/2014 18:40	27.42	103.4	6.83	3.8
SR9	20/10/2014 0:45	26.91	92.3	6.13	**5.7**	SR9	20/10/2014 6:45	26.76	87.2	**5.82**	**5.3**	SR9	20/10/2014 12:45	27.22	93.8	6.21	4.4	SR9	20/10/2014 18:45	27.43	103.1	6.80	3.7
SR9	20/10/2014 0:50	26.91	91.5	6.08	**5.9**	SR9	20/10/2014 6:50	26.75	87.8	**5.85**	**5.5**	SR9	20/10/2014 12:50	27.43	98.0	6.47	4.4	SR9	20/10/2014 18:50	27.47	105.9	6.98	3.7
SR9	20/10/2014 0:55	26.91	91.3	6.07	**6.3**	SR9	20/10/2014 6:55	26.75	87.6	**5.84**	**6.9**	SR9	20/10/2014 12:55	27.42	96.9	6.39	**5.2**	SR9	20/10/2014 18:55	27.47	105.0	6.92	3.7
SR9	20/10/2014 1:00	26.91	92.0	6.11	**6.1**	SR9	20/10/2014 7:00	26.75	88.0	**5.87**	**5.6**	SR9	20/10/2014 13:00	27.41	97.5	6.43	**4.8**	SR9	20/10/2014 19:00	27.49	106.9	7.04	3.7
SR9	20/10/2014 1:05	26.92	92.1	6.12	**6.0**	SR9	20/10/2014 7:05	26.75	88.5	**5.89**	**5.9**	SR9	20/10/2014 13:05	27.50	98.8	6.51	4.6	SR9	20/10/2014 19:05	27.49	106.8	7.04	3.8
SR9	20/10/2014 1:10	26.91	91.7	6.09	**6.1**	SR9	20/10/2014 7:10	26.75	87.6	**5.83**	**5.7**	SR9	20/10/2014 13:10	27.49	98.8	6.51	4.3	SR9	20/10/2014 19:10	27.50	109.1	7.19	3.7
SR9	20/10/2014 1:15	26.90	92.3	6.14	**5.8**	SR9	20/10/2014 7:15	26.75	88.1	**5.87**	**6.5**	SR9	20/10/2014 13:15	27.51	98.7	6.50	4.7	SR9	20/10/2014 19:15	27.51	110.0	7.25	4.0
SR9	20/10/2014 1:20	26.91	92.5	6.14	**6.0**	SR9	20/10/2014 7:20	26.75	89.4	**5.96**	**6.3**	SR9	20/10/2014 13:20	27.51	98.6	6.50	4.4	SR9	20/10/2014 19:20	27.54	110.9	7.31	3.6
SR9	20/10/2014 1:25	26.90	91.7	6.09	**5.6**	SR9	20/10/2014 7:25	26.75	89.7	5.97	**5.8**	SR9	20/10/2014 13:25	27.49	99.1	6.54	4.1	SR9	20/10/2014 19:25	27.53	111.1	7.32	3.4
SR9	20/10/2014 1:30	26.89	92.3	6.14	**6.3**	SR9	20/10/2014 7:30	26.75	90.5	6.03	**7.2**	SR9	20/10/2014 13:30	27.50	99.3	6.55	4.3	SR9	20/10/2014 19:30	27.52	109.6	7.23	3.4
SR9	20/10/2014 1:35	26.89	92.1	6.12	**6.0**	SR9	20/10/2014 7:35	26.75	91.0	6.07	**6.3**	SR9	20/10/2014 13:35	27.49	99.4	6.55	4.7	SR9	20/10/2014 19:35	27.54	110.4	7.28	3.4
SR9	20/10/2014 1:40	26.89	91.5	6.09	**6.3**	SR9	20/10/2014 7:40	26.75	90.8	6.06	**6.1**	SR9	20/10/2014 13:40	27.49	99.4	6.55	4.6	SR9	20/10/2014 19:40	27.54	110.5	7.28	3.5
SR9	20/10/2014 1:45	26.89	91.1	6.06	**6.4**	SR9	20/10/2014 7:45	26.75	90.6	6.04	**6.2**	SR9	20/10/2014 13:45	27.52	100.0	6.59	4.5	SR9	20/10/2014 19:45	27.52	109.4	7.21	4.0
SR9	20/10/2014 1:50	26.89	89.8	5.97	**6.5**	SR9	20/10/2014 7:50	26.75	88.5	**5.90**	**6.4**	SR9	20/10/2014 13:50	27.52	100.8	6.65	4.7	SR9	20/10/2014 19:50	27.53	111.2	7.33	3.8
SR9	20/10/2014 1:55	26.89	90.0	5.99	**7.5**	SR9	20/10/2014 7:55	26.75	90.3	6.02	**6.0**	SR9	20/10/2014 13:55	27.52	101.1	6.66	**4.9**	SR9	20/10/2014 19:55	27.54	112.5	7.41	3.4
SR9	20/10/2014 2:00	26.89	89.8	5.97	**6.2**	SR9	20/10/2014 8:00	26.75	89.8	5.99	**5.6**	SR9	20/10/2014 14:00	27.48	101.2	6.67	4.5	SR9	20/10/2014 20:00	27.53	111.9	7.38	3.3
SR9	20/10/2014 2:05	26.88	89.0	**5.92**	**6.3**	SR9	20/10/2014 8:05	26.75	87.4	**5.83**	**6.1**	SR9	20/10/2014 14:05	27.52	101.6	6.70	4.2	SR9	20/10/2014 20:05	27.51	110.8	7.31	3.2
SR9	20/10/2014 2:10	26.89	88.5	**5.88**	**6.8**	SR9	20/10/2014 8:10	26.76	87.6	**5.84**	**6.4**	SR9	20/10/2014 14:10	27.53	103.4	6.82	4.6	SR9	20/10/2014 20:10	27.52	112.3	7.40	3.0
SR9	20/10/2014 2:15	26.88	87.6	**5.82**	**7.3**	SR9	20/10/2014 8:15	26.76	87.6	**5.84**	**6.5**	SR9	20/10/2014 14:15	27.54	104.9	6.91	4.2	SR9	20/10/2014 20:15	27.51	111.2	7.33	3.4
SR9	20/10/2014 2:20	26.88	88.5	**5.89**	**7.0**	SR9	20/10/2014 8:20	26.76	87.4	**5.83**	**7.5**	SR9	20/10/2014 14:20	27.54	106.6	7.03	4.5	SR9	20/10/2014 20:20	27.52	111.7	7.35	3.3
SR9	20/10/2014 2:25	26.89	88.7	**5.90**	**8.3**	SR9	20/10/2014 8:25	26.77	87.4	**5.83**	**6.6**	SR9	20/10/2014 14:25	27.57	107.1	7.06	4.6	SR9	20/10/2014 20:25	27.52	111.7	7.36	3.1
SR9	20/10/2014 2:30	26.88	89.2	**5.93**	**7.3**	SR9	20/10/2014 8:30	26.77	87.2	**5.81**	**6.8**	SR9	20/10/2014 14:30	27.62	108.0	7.10	4.1	SR9	20/10/2014 20:30	27.52	111.5	7.35	3.3
SR9	20/10/2014 2:35	26.87	88.9	**5.91**	**6.3**	SR9	20/10/2014 8:35	26.78	87.2	**5.81**	**6.1**	SR9	20/10/2014 14:35	27.58	108.1	7.12	4.0	SR9	20/10/2014 20:35	27.52	111.5	7.35	2.8
SR9	20/10/2014 2:40	26.87	89.4	**5.95**	**6.3**	SR9	20/10/2014 8:40	26.81	88.0	**5.86**	**6.0**	SR9	20/10/2014 14:40	27.64	109.4	7.20	3.8	SR9	20/10/2014 20:40	27.51	110.8	7.31	3.0
SR9	20/10/2014 2:45	26.88	89.5	**5.95**	**6.3**	SR9	20/10/2014 8:45	26.81	88.4	**5.89**	**6.0**	SR9	20/10/2014 14:45	27.60	109.6	7.21	4.0	SR9	20/10/2014 20:45	27.52	111.0	7.32	3.2
SR9	20/10/2014 2:50	26.88	89.8	5.98	**6.3**	SR9	20/10/2014 8:50	26.81	88.0	**5.86**	**6.3**	SR9	20/10/2014 14:50	27.63	111.3	7.33	3.8	SR9	20/10/2014 20:50	27.51	111.1	7.32	3.0
SR9	20/10/2014 2:55	26.88	89.5	**5.96**	**6.4**	SR9	20/10/2014 8:55	26.82	87.5	**5.83**	**5.2**	SR9	20/10/2014 14:55	27.62	112.3	7.39	4.0	SR9	20/10/2014 20:55	27.52	111.1	7.33	2.6
SR9	20/10/2014 3:00	26.87	90.1	6.00	**6.4**	SR9	20/10/2014 9:00	26.83	87.3	**5.81**	**5.6**	SR9	20/10/2014 15:00	27.65	112.5	7.41	3.6	SR9	20/10/2014 21:00	27.53	111.3	7.34	2.7
SR9	20/10/2014 3:05	26.88	90.2	6.00	**6.5**	SR9	20/10/2014 9:05	26.80	86.6	**5.77**	**6.2**	SR9	20/10/2014 15:05	27.63	112.0	7.37	4.0	SR9	20/10/2014 21:05	27.52	111.3	7.34	2.7
SR9	20/10/2014 3:10	26.88	90.4	6.02	**6.7**	SR9	20/10/2014 9:10	26.83	87.1	**5.81**	**5.9**	SR9	20/10/2014 15:10	27.65	111.2	7.32	3.9	SR9	20/10/2014 21:10	27.53	111.1	7.32	2.7
SR9	20/10/2014 3:15	26.88	90.3	6.01	**6.7**	SR9	20/10/2014 9:15	26.85	87.9	**5.86**	**5.9**	SR9	20/10/2014 15:15	27.64	111.2	7.32	3.7	SR9	20/10/2014 21:15	27.52	110.9	7.30	2.6
SR9	20/10/2014 3:20	26.87	90.2	6.00	**6.7**	SR9	20/10/2014 9:20	26.82	88.1	**5.88**	**6.3**	SR9	20/10/2014 15:20	27.63	111.7	7.35	3.6	SR9	20/10/2014 21:20	27.52	111.3	7.33	2.6
SR9	20/10/2014 3:25	26.88	90.3	6.01	**6.3**	SR9	20/10/2014 9:25	26.81	88.5	**5.90**	**6.2**	SR9	20/10/2014 15:25	27.64	111.8	7.35	3.9	SR9	20/10/2014 21:25	27.53	112.1	7.39	2.7
SR9	20/10/2014 3:30	26.87	90.2	6.00	**6.5**	SR9	20/10/2014 9:30	26.84	89.3	**5.95**	**5.5**	SR9	20/10/2014 15:30	27.59	111.6	7.34	3.9	SR9	20/10/2014 21:30	27.52	111.7	7.36	2.5
SR9	20/10/2014 3:35	26.87	89.8	5.98	**7.4**	SR9	20/10/2014 9:35	26.87	90.0	5.99	**5.3**	SR9	20/10/2014 15:35	27.57	109.3	7.20	3.9	SR9	20/10/2014 21:35	27.52	113.0	7.45	2.6
SR9	20/10/2014 3:40	26.86	90.4	6.02	**6.2**	SR9	20/10/2014 9:40	26.89	91.1	6.07	**4.9**	SR9	20/10/2014 15:40	27.55	108.7	7.16	3.9	SR9	20/10/2014 21:40	27.53	112.7	7.41	2.6
SR9	20/10/2014 3:45	26.86	90.4	6.01	**6.2**	SR9	20/10/2014 9:45	26.88	90.4	6.02	**6.3**	SR9	20/10/2014 15:45	27.55	108.9	7.17	3.6	SR9	20/10/2014 21:45	27.52	112.3	7.39	2.7
SR9	20/10/2014 3:50	26.85	90.1	6.00	**6.0**	SR9	20/10/2014 9:50	26.92	90.6	6.03	**6.8**	SR9	20/10/2014 15:50	27.55	109.9	7.23	3.7	SR9	20/10/2014 21:50	27.53	112.4	7.40	2.8
SR9	20/10/2014 3:55	26.84	89.7	5.97	**6.1**	SR9	20/10/2014 9:55	26.92	90.8	6.04	**6.0**	SR9	20/10/2014 15:55	27.55	110.4	7.26	3.5	SR9	20/10/2014 21:55	27.51	112.1	7.38	2.4
SR9	20/10/2014 4:00	26.83	91.1	6.07	**6.4**	SR9	20/10/2014 10:00	26.90	90.8	6.05	**5.8**	SR9	20/10/2014 16:00	27.52	110.7	7.29	3.5	SR9	20/10/2014 22:00	27.51	112.0	7.37	2.4
SR9	20/10/2014 4:05	26.83	90.6	6.03	**5.9**	SR9	20/10/2014 10:05	26.88	90.5	6.02	**5.9**	SR9	20/10/2014 16:05	27.52	109.3	7.20	4.0	SR9	20/10/2014 22:05	27.52	111.9	7.36	4.3
SR9	20/10/2014 4:10	26.85	90.8	6.05	**6.3**	SR9	20/10/2014 10:10	26.91	90.7	6.03	**5.6**	SR9	20/10/2014 16:10	27.51	108.7	7.16	3.8	SR9	20/10/2014 22:10	27.52	112.2	7.39	2.8
SR9	20/10/2014 4:15	26.84	89.6	**5.96**	**6.7**	SR9	20/10/2014 10:15	26.91	90.6	6.02	**5.7**	SR9	20/10/2014 16:15	27.58	114.0	7.50	3.7	SR9	20/10/2014 22:15	27.51	111.8	7.36	2.7
SR9	20/10/2014 4:20	26.83	89.5	**5.96**	**6.2**	SR9	20/10/2014 10:20	26.93	90.5	6.01	**5.2**	SR9	20/10/2014 16:20	27.56	114.4	7.53	3.5	SR9	20/10/2014 22:20	27.51	111.8	7.37	2.5
SR9	20/10/2014 4:25	26.80	90.5	6.03	**5.7**	SR9	20/10/2014 10:25	26.94	90.6	6.03	**5.4**	SR9	20/10/2014 16:25	27.56	114.9	7.57	3.7	SR9	20/10/2014 22:25	27.51	111.6	7.36	2.7
SR9	20/10/2014 4:30	26.81	90.1	6.00	**6.0**	SR9	20/10/2014 10:30	26.94	90.7	6.03	**6.0**	SR9	20/10/2014 16:30	27.54	113.1	7.45	4.3	SR9	20/10/2014 22:30	27.51	112.2	7.39	2.5
SR9	20/10/2014 4:35	26.81	89.6	**5.96**	**5.6**	SR9	20/10/2014 10:35	26.92	89.7	5.97	**6.6**	SR9	20/10/2014 16:35	27.51	112.8	7.44	4.0	SR9	20/10/2014 22:35	27.51	111.9	7.38	2.7
SR9	20/10/2014 4:40	26.80	90.1	6.00	**5.8**	SR9	20/10/2014 10:40	26.90	89.0	**5.93**	**6.4**	SR9	20/10/2014 16:40	27.56	113.3	7.46	4.4	SR9	20/10/2014 22:40	27.51	112.4	7.42	2.6
SR9	20/10/2014 4:45	26.81	91.2	6.08	**6.3**	SR9	20/10/2014 10:45	26.92	88.7	**5.91**	**6.9**	SR9	20/10/2014 16:45	27.61	115.8	7.62	4.3	SR9	20/10/2014 22:45	27.51	112.5	7.42	3.0
SR9	20/10/2014 4:50	26.79	89.3	**5.96**	**5.2**	SR9	20/10/2014 10:50	26.89	86.5	**5.76**	**6.3**	SR9	20/10/2014 16:50	27.60	117.0	7.70	4.4	SR9	20/10/2014 22:50	27.52	112.6	7.43	2.6
SR9	20/10/2014 4:55	26.81	89.5	5.97	**5.7**	SR9	20/10/2014 10:55	26.89	87.5	**5.83**	**6.8**	SR9	20/10/2014 16:55	27.61	115.1	7.57	4.3	SR9	20/10/2014 22:55	27.51	112.2	7.40	2.6
SR9	20/10/2014 5:00	26.78	90.2	6.02	**5.5**	SR9	20/10/2014 11:00	26.93	87.5	**5.82**	**6.4**	SR9	20/10/2014 17:00	27.62	114.2	7.52	4.4	SR9	20/10/2014 23:00	27.51	112.0	7.39	2.7
SR9	20/10/2014 5:05	26.79	89.5	5.97	**6.6**	SR9	20/10/2014 11:05	26.91	87.2	**5.80**	**6.9**	SR9	20/10/2014 17:05	27.61	113.3	7.45	4.4	SR9	20/10/2014 23:05	27.50	111.9	7.38	2.3
SR9	20/10/2014 5:10	26.78	89.7	5.98	**5.5**	SR9	20/10/2014 11:10	26.94	88.8	**5.90**	**6.9**	SR9	20/10/2014 17:10	27.61	113.5	7.47	**5.2**	SR9	20/10/2014 23:10	27.49	111.4	7.35	2.6
SR9	20/10/2014 5:15	26.80	89.1	**5.94**	**6.2**	SR9	20/10/2014 11:15	26.97	91.6	6.09	**6.4**	SR9	20/10/2014 17:15	27.59	114.4	7.53	4.3	SR9	20/10/2014 23:15	27.48	110.8	7.29	2.7
SR9	20/10/2014 5:20	26.79	88.7	**5.91**	**5.6**	SR9	20/10/2014 11:20	26.96	90.7	6.03	**6.2**	SR9	20/10/2014 17:20	27.58	114.2	7.53	4.2	SR9	20/10/2014 23:20	27.49	110.6	7.28	2.7
SR9	20/10/2014 5:25	26.78	87.8	**5.86**	**5.4**	SR9	20/10/2014 11:25	26.95	88.6	**5.89**	**6.0**	SR9	20/10/2014 17:25	27.55	112.7	7.43	4.0	SR9	20/10/2014 23:25	27.48	111.0	7.31	2.8
SR9	20/10/2014 5:30	26.78	88.9	**5.92**	**5.1**	SR9	20/10/2014 11:30	27.00	88.8	**5.89**	**5.6**	SR9	20/10/2014 17:30	27.53	111.4	7.35	3.9	SR9	20/10/2014 23:30	27.47	110.6	7.29	2.6
SR9	20/10/2014 5:35	26.79	89.2	**5.95**	**5.8**	SR9	20/10/2014 11:35	27.02	89.4	**5.93**	**5.5**	SR9	20/10/2014 17:35	27.53	111.9	7.38	4.1	SR9	20/10/2014 23:35	27.46	110.1	7.26	2.8
SR9	20/10/2014 5:40	26.79	89.4	**5.96**	**5.6**	SR9	20/10/2014 11:40	27.13	90.7	6.01	**5.1**	SR9	20/10/2014 17:40	27.47	109.0	7.19	4.4	SR9	20/10/2014 23:40	27.46	110.0	7.26	2.6
SR9	20/10/2014 5:45	26.79	89.9	6.00	**5.9**	SR9	20/10/2014 11:45	27.10	90.2	5.98	**5.3**	SR9	20/10/2014 17:45	27.47	110.1	7.27	3.7	SR9	20/10/2014 23:45	27.44	110.0	7.26	2.5
SR9	20/10/2014 5:50	26.79	89.3	**5.95**	**5.9**	SR9	20/10/2014 11:50	27.08	90.2	5.98	**5.3**	SR9	20/10/2014 17:50	27.45	109.2	7.21	4.0	SR9	20/10/2014 23:50	27.45	110.4	7.29	2.8
SR9	20/10/2014 5:55	26.78	90.0	6.00	**5.6**	SR9	20/10/2014 11:55	27.16	92.2	6.11	**4.9**	SR9	20/10/2014 17:55	27.42	107.8	7.12	4.1	SR9	20/10/2014 23:55	27.44	110.2	7.27	2.7

Station	Timestamp	Temp (° C)	DO (%)	DO (mg/L)	Tur (NTU)	Station	Timestamp	Temp (° C)	DO (%)	DO (mg/L)	Tur (NTU)	Station	Timestamp	Temp (° C)	DO (%)	DO (mg/L)	Tur (NTU)	Station	Timestamp	Temp (°C)	DO (%)	DO (mg/L)	Tur (NTU)
SR10	20/10/2014 0:00	27.56	86.7	**5.80**	1.6	SR10	20/10/2014 6:00	27.49	79.4	**5.31**	2.3	SR10	20/10/2014 12:00	27.56	82.7	**5.54**	2.1	SR10	20/10/2014 18:00	27.90	84.0	**5.61**	1.2
SR10	20/10/2014 0:05	27.56	86.8	**5.80**	1.5	SR10	20/10/2014 6:05	27.49	79.4	**5.32**	2.8	SR10	20/10/2014 12:05	27.56	82.2	**5.51**	2.1	SR10	20/10/2014 18:05	27.90	85.2	**5.70**	0.8
SR10	20/10/2014 0:10	27.56	87.1	**5.82**	1.8	SR10	20/10/2014 6:10	27.48	80.9	**5.41**	2.7	SR10	20/10/2014 12:10	27.59	82.6	**5.54**	2.6	SR10	20/10/2014 18:10	27.91	85.4	**5.71**	0.9
SR10	20/10/2014 0:15	27.54	87.9	**5.88**	1.6	SR10	20/10/2014 6:15	27.47	81.8	**5.48**	2.1	SR10	20/10/2014 12:15	27.61	83.6	**5.60**	2.0	SR10	20/10/2014 18:15	27.92	87.0	**5.81**	0.7
SR10	20/10/2014 0:20	27.50	88.9	**5.95**	2.0	SR10	20/10/2014 6:20	27.47	81.6	**5.46**	2.2	SR10	20/10/2014 12:20	27.57	82.0	**5.49**	2.4	SR10	20/10/2014 18:20	27.92	86.5	**5.78**	0.9
SR10	20/10/2014 0:25	27.52	88.7	**5.93**	2.0	SR10	20/10/2014 6:25	27.47	84.5	**5.66**	2.4	SR10	20/10/2014 12:25	27.65	84.5	**5.65**	1.9	SR10	20/10/2014 18:25	27.92	85.2	**5.70**	0.6
SR10	20/10/2014 0:30	27.52	88.6	**5.93**	2.1	SR10	20/10/2014 6:30	27.47	83.1	**5.57**	2.6	SR10	20/10/2014 12:30	27.62	83.0	**5.56**	2.0	SR10	20/10/2014 18:30	27.91	85.2	**5.69**	0.9
SR10	20/10/2014 0:35	27.53	88.6	**5.93**	2.7	SR10	20/10/2014 6:35	27.47	84.2	**5.64**	2.1	SR10	20/10/2014 12:35	27.61	83.4	**5.59**	2.2	SR10	20/10/2014 18:35	27.91	84.6	**5.66**	0.8
SR10	20/10/2014 0:40	27.54	88.3	**5.91**	2.1	SR10	20/10/2014 6:40	27.47	81.2	**5.44**	2.3	SR10	20/10/2014 12:40	27.61	81.7	**5.47**	2.6	SR10	20/10/2014 18:40	27.90	85.3	**5.70**	0.9
SR10	20/10/2014 0:45	27.52	88.3	**5.90**	2.4	SR10	20/10/2014 6:45	27.46	84.4	**5.66**	2.3	SR10	20/10/2014 12:45	27.60	80.9	**5.42**	2.5	SR10	20/10/2014 18:45	27.89	86.5	**5.79**	1.0
SR10	20/10/2014 0:50	27.53	88.5	**5.92**	1.9	SR10	20/10/2014 6:50	27.45	84.1	**5.63**	2.5	SR10	20/10/2014 12:50	27.59	81.0	**5.42**	2.7	SR10	20/10/2014 18:50	27.88	85.4	**5.71**	0.9
SR10	20/10/2014 0:55	27.54	88.4	**5.91**	2.2	SR10	20/10/2014 6:55	27.46	84.2	**5.63**	2.3	SR10	20/10/2014 12:55	27.60	86.8	**5.82**	2.6	SR10	20/10/2014 18:55	27.86	86.3	**5.77**	0.9
SR10	20/10/2014 1:00	27.52	88.7	**5.93**	1.8	SR10	20/10/2014 7:00	27.46	83.8	**5.61**	3.0	SR10	20/10/2014 13:00	27.63	87.5	**5.86**	2.4	SR10	20/10/2014 19:00	27.85	87.7	**5.87**	1.2
SR10	20/10/2014 1:05	27.52	88.6	**5.93**	1.9	SR10	20/10/2014 7:05	27.46	84.5	**5.66**	2.3	SR10	20/10/2014 13:05	27.66	88.5	**5.92**	2.2	SR10	20/10/2014 19:05	27.84	85.6	**5.73**	1.8
SR10	20/10/2014 1:10	27.53	88.4	**5.91**	1.8	SR10	20/10/2014 7:10	27.46	84.8	**5.68**	2.2	SR10	20/10/2014 13:10	27.67	88.7	**5.94**	1.9	SR10	20/10/2014 19:10	27.84	86.3	**5.77**	1.3
SR10	20/10/2014 1:15	27.53	88.0	**5.89**	1.8	SR10	20/10/2014 7:15	27.45	84.7	**5.67**	2.3	SR10	20/10/2014 13:15	27.83	91.3	6.09	1.3	SR10	20/10/2014 19:15	27.82	85.7	**5.74**	1.8
SR10	20/10/2014 1:20	27.55	88.5	**5.92**	2.2	SR10	20/10/2014 7:20	27.45	84.7	**5.68**	2.3	SR10	20/10/2014 13:20	27.86	91.0	6.07	2.1	SR10	20/10/2014 19:20	27.81	83.8	**5.61**	1.4
SR10	20/10/2014 1:25	27.55	88.5	**5.92**	2.1	SR10	20/10/2014 7:25	27.46	84.8	**5.69**	2.1	SR10	20/10/2014 13:25	27.84	90.3	6.03	1.8	SR10	20/10/2014 19:25	27.80	83.3	**5.58**	1.6
SR10	20/10/2014 1:30	27.56	88.4	**5.91**	2.1	SR10	20/10/2014 7:30	27.46	84.8	**5.68**	3.2	SR10	20/10/2014 13:30	27.80	90.0	6.02	2.7	SR10	20/10/2014 19:30	27.79	81.9	**5.48**	1.6
SR10	20/10/2014 1:35	27.56	88.2	**5.90**	2.0	SR10	20/10/2014 7:35	27.46	84.9	**5.69**	1.8	SR10	20/10/2014 13:35	27.79	89.9	6.01	2.1	SR10	20/10/2014 19:35	27.78	82.3	**5.51**	1.8
SR10	20/10/2014 1:40	27.57	88.0	**5.88**	2.6	SR10	20/10/2014 7:40	27.46	84.2	**5.64**	2.0	SR10	20/10/2014 13:40	27.80	89.5	5.99	1.5	SR10	20/10/2014 19:40	27.77	80.0	**5.36**	1.8
SR10	20/10/2014 1:45	27.57	88.2	**5.90**	2.3	SR10	20/10/2014 7:45	27.46	84.2	**5.64**	4.6	SR10	20/10/2014 13:45	27.82	88.1	**5.89**	2.3	SR10	20/10/2014 19:45	27.76	79.7	**5.34**	1.2
SR10	20/10/2014 1:50	27.56	88.2	**5.90**	2.1	SR10	20/10/2014 7:50	27.46	84.3	**5.65**	2.1	SR10	20/10/2014 13:50	27.81	88.1	**5.89**	1.3	SR10	20/10/2014 19:50	27.76	79.0	**5.29**	1.4
SR10	20/10/2014 1:55	27.58	88.2	**5.89**	2.6	SR10	20/10/2014 7:55	27.46	84.2	**5.64**	2.0	SR10	20/10/2014 13:55	27.78	87.9	**5.88**	1.9	SR10	20/10/2014 19:55	27.75	79.7	**5.34**	2.0
SR10	20/10/2014 2:00	27.57	88.5	**5.91**	2.5	SR10	20/10/2014 8:00	27.46	84.3	**5.65**	1.8	SR10	20/10/2014 14:00	27.79	88.1	**5.89**	1.9	SR10	20/10/2014 20:00	27.74	78.3	**5.25**	1.3
SR10	20/10/2014 2:05	27.62	88.2	**5.89**	2.1	SR10	20/10/2014 8:05	27.46	84.4	**5.65**	2.4	SR10	20/10/2014 14:05	27.77	87.9	**5.88**	1.7	SR10	20/10/2014 20:05	27.75	77.7	**5.20**	1.6
SR10	20/10/2014 2:10	27.62	87.8	**5.86**	2.0	SR10	20/10/2014 8:10	27.46	84.4	**5.65**	2.1	SR10	20/10/2014 14:10	27.84	87.7	**5.86**	1.6	SR10	20/10/2014 20:10	27.72	78.4	**5.26**	1.3
SR10	20/10/2014 2:15	27.60	87.6	**5.86**	2.1	SR10	20/10/2014 8:15	27.46	84.5	**5.66**	2.0	SR10	20/10/2014 14:15	27.79	87.7	**5.86**	1.1	SR10	20/10/2014 20:15	27.72	84.0	**5.63**	1.7
SR10	20/10/2014 2:20	27.53	88.4	**5.91**	2.4	SR10	20/10/2014 8:20	27.46	85.0	**5.69**	1.8	SR10	20/10/2014 14:20	27.77	87.8	**5.87**	1.3	SR10	20/10/2014 20:20	27.71	84.5	**5.66**	1.7
SR10	20/10/2014 2:25	27.52	87.9	**5.87**	2.8	SR10	20/10/2014 8:25	27.46	85.2	**5.71**	1.9	SR10	20/10/2014 14:25	27.78	88.5	**5.92**	1.8	SR10	20/10/2014 20:25	27.70	83.7	**5.61**	1.9
SR10	20/10/2014 2:30	27.49	87.7	**5.87**	2.1	SR10	20/10/2014 8:30	27.46	85.8	**5.75**	2.0	SR10	20/10/2014 14:30	27.81	88.8	**5.93**	1.7	SR10	20/10/2014 20:30	27.70	84.6	**5.67**	1.6
SR10	20/10/2014 2:35	27.49	87.5	**5.86**	2.8	SR10	20/10/2014 8:35	27.46	85.7	**5.74**	2.4	SR10	20/10/2014 14:35	27.87	90.1	6.02	1.4	SR10	20/10/2014 20:35	27.69	85.1	**5.71**	2.0
SR10	20/10/2014 2:40	27.49	87.4	**5.85**	2.9	SR10	20/10/2014 8:40	27.46	85.0	**5.70**	1.8	SR10	20/10/2014 14:40	27.91	92.3	6.15	1.7	SR10	20/10/2014 20:40	27.69	85.5	**5.73**	**5.2**
SR10	20/10/2014 2:45	27.49	87.5	**5.85**	2.7	SR10	20/10/2014 8:45	27.46	84.9	**5.69**	1.9	SR10	20/10/2014 14:45	27.94	93.2	6.21	1.5	SR10	20/10/2014 20:45	27.69	84.8	**5.69**	2.3
SR10	20/10/2014 2:50	27.49	87.6	**5.86**	2.9	SR10	20/10/2014 8:50	27.46	83.3	**5.58**	1.9	SR10	20/10/2014 14:50	27.95	93.3	6.22	2.0	SR10	20/10/2014 20:50	27.70	80.2	**5.38**	2.6
SR10	20/10/2014 2:55	27.51	87.5	**5.85**	2.6	SR10	20/10/2014 8:55	27.46	84.0	**5.63**	2.0	SR10	20/10/2014 14:55	27.91	93.0	6.20	1.9	SR10	20/10/2014 20:55	27.71	79.5	**5.33**	1.7
SR10	20/10/2014 3:00	27.48	87.2	**5.83**	3.5	SR10	20/10/2014 9:00	27.46	84.9	**5.69**	1.8	SR10	20/10/2014 15:00	27.86	91.6	6.11	3.1	SR10	20/10/2014 21:00	27.70	77.5	**5.20**	1.6
SR10	20/10/2014 3:05	27.50	87.1	**5.82**	2.4	SR10	20/10/2014 9:05	27.47	84.2	**5.64**	**8.4**	SR10	20/10/2014 15:05	27.89	92.3	6.16	2.2	SR10	20/10/2014 21:05	27.70	80.0	**5.36**	1.7
SR10	20/10/2014 3:10	27.50	87.1	**5.82**	3.2	SR10	20/10/2014 9:10	27.48	85.8	**5.75**	1.8	SR10	20/10/2014 15:10	27.90	92.2	6.15	1.6	SR10	20/10/2014 21:10	27.71	80.2	**5.38**	1.4
SR10	20/10/2014 3:15	27.49	87.2	**5.82**	2.3	SR10	20/10/2014 9:15	27.48	86.3	**5.78**	1.7	SR10	20/10/2014 15:15	27.93	93.4	6.22	1.9	SR10	20/10/2014 21:15	27.71	79.4	**5.33**	1.8
SR10	20/10/2014 3:20	27.50	87.2	**5.83**	2.4	SR10	20/10/2014 9:20	27.48	87.2	**5.84**	1.5	SR10	20/10/2014 15:20	27.89	92.3	6.16	1.7	SR10	20/10/2014 21:20	27.70	79.4	**5.33**	1.6
SR10	20/10/2014 3:25	27.53	87.2	**5.83**	2.0	SR10	20/10/2014 9:25	27.47	87.2	**5.85**	2.0	SR10	20/10/2014 15:25	27.84	90.2	6.02	1.8	SR10	20/10/2014 21:25	27.71	81.8	**5.49**	1.6
SR10	20/10/2014 3:30	27.49	87.4	**5.85**	2.7	SR10	20/10/2014 9:30	27.49	87.2	**5.84**	1.5	SR10	20/10/2014 15:30	27.83	90.9	6.07	1.8	SR10	20/10/2014 21:30	27.69	77.8	**5.22**	1.6
SR10	20/10/2014 3:35	27.49	86.8	**5.81**	2.6	SR10	20/10/2014 9:35	27.50	87.6	**5.87**	2.6	SR10	20/10/2014 15:35	27.80	88.5	**5.92**	1.9	SR10	20/10/2014 21:35	27.70	79.0	**5.30**	1.5
SR10	20/10/2014 3:40	27.52	87.0	**5.82**	2.9	SR10	20/10/2014 9:40	27.51	87.3	**5.84**	1.3	SR10	20/10/2014 15:40	27.79	88.7	**5.93**	2.0	SR10	20/10/2014 21:40	27.68	76.9	**5.16**	2.0
SR10	20/10/2014 3:45	27.52	87.0	**5.82**	2.5	SR10	20/10/2014 9:45	27.52	87.3	**5.85**	1.8	SR10	20/10/2014 15:45	27.80	90.5	6.04	1.6	SR10	20/10/2014 21:45	27.68	73.9	**4.96**	1.8
SR10	20/10/2014 3:50	27.49	87.0	**5.82**	2.4	SR10	20/10/2014 9:50	27.53	87.6	**5.87**	**11.2**	SR10	20/10/2014 15:50	27.80	90.2	6.03	1.8	SR10	20/10/2014 21:50	27.67	75.6	**5.08**	2.3
SR10	20/10/2014 3:55	27.47	86.5	**5.79**	2.4	SR10	20/10/2014 9:55	27.51	86.7	**5.80**	2.2	SR10	20/10/2014 15:55	27.81	88.2	**5.90**	1.6	SR10	20/10/2014 21:55	27.66	75.3	**5.06**	2.2
SR10	20/10/2014 4:00	27.49	86.7	**5.80**	3.3	SR10	20/10/2014 10:00	27.51	85.6	**5.73**	2.1	SR10	20/10/2014 16:00	27.83	87.3	**5.83**	1.6	SR10	20/10/2014 22:00	27.66	74.5	**5.00**	2.8
SR10	20/10/2014 4:05	27.49	86.5	**5.79**	2.1	SR10	20/10/2014 10:05	27.51	85.3	**5.72**	1.9	SR10	20/10/2014 16:05	27.86	85.7	**5.72**	2.3	SR10	20/10/2014 22:05	27.65	76.9	**5.17**	2.8
SR10	20/10/2014 4:10	27.49	86.4	**5.78**	2.8	SR10	20/10/2014 10:10	27.52	85.9	**5.76**	2.0	SR10	20/10/2014 16:10	27.86	84.2	**5.63**	1.3	SR10	20/10/2014 22:10	27.65	77.4	**5.20**	2.1
SR10	20/10/2014 4:15	27.49	85.8	**5.74**	2.4	SR10	20/10/2014 10:15	27.52	86.5	**5.79**	1.9	SR10	20/10/2014 16:15	27.87	84.7	**5.66**	1.1	SR10	20/10/2014 22:15	27.64	78.9	**5.30**	2.2
SR10	20/10/2014 4:20	27.50	85.7	**5.73**	2.4	SR10	20/10/2014 10:20	27.52	85.8	**5.75**	2.4	SR10	20/10/2014 16:20	27.91	85.6	**5.72**	1.0	SR10	20/10/2014 22:20	27.63	82.8	**5.56**	2.8
SR10	20/10/2014 4:25	27.48	86.0	**5.76**	2.5	SR10	20/10/2014 10:25	27.52	86.2	**5.77**	2.5	SR10	20/10/2014 16:25	27.92	85.5	**5.71**	0.8	SR10	20/10/2014 22:25	27.62	83.2	**5.59**	2.4
SR10	20/10/2014 4:30	27.49	86.0	**5.76**	2.5	SR10	20/10/2014 10:30	27.52	84.5	**5.66**	2.4	SR10	20/10/2014 16:30	27.93	88.2	**5.89**	0.8	SR10	20/10/2014 22:30	27.63	84.0	**5.65**	2.3
SR10	20/10/2014 4:35	27.49	83.2	**5.57**	2.5	SR10	20/10/2014 10:35	27.53	85.4	**5.72**	2.4	SR10	20/10/2014 16:35	27.92	88.8	**5.93**	0.7	SR10	20/10/2014 22:35	27.62	84.8	**5.70**	2.3
SR10	20/10/2014 4:40	27.49	84.5	**5.66**	2.0	SR10	20/10/2014 10:40	27.52	84.3	**5.65**	2.4	SR10	20/10/2014 16:40	27.92	87.0	**5.80**	0.6	SR10	20/10/2014 22:40	27.62	84.2	**5.66**	2.8
SR10	20/10/2014 4:45	27.49	84.4	**5.66**	2.0	SR10	20/10/2014 10:45	27.56	86.1	**5.77**	2.1	SR10	20/10/2014 16:45	27.91	84.8	**5.66**	1.6	SR10	20/10/2014 22:45	27.61	85.1	**5.72**	2.1
SR10	20/10/2014 4:50	27.48	84.0	**5.63**	1.7	SR10	20/10/2014 10:50	27.55	85.7	**5.74**	2.1	SR10	20/10/2014 16:50	27.90	85.8	**5.73**	2.2	SR10	20/10/2014 22:50	27.62	84.4	**5.67**	2.3
SR10	20/10/2014 4:55	27.49	82.7	**5.54**	1.7	SR10	20/10/2014 10:55	27.56	86.4	**5.78**	2.4	SR10	20/10/2014 16:55	27.91	87.4	**5.84**	0.8	SR10	20/10/2014 22:55	27.62	85.1	**5.72**	2.5
SR10	20/10/2014 5:00	27.48	82.1	**5.50**	1.9	SR10	20/10/2014 11:00	27.55	85.1	**5.70**	2.3	SR10	20/10/2014 17:00	27.91	87.2	**5.83**	0.6	SR10	20/10/2014 23:00	27.62	80.7	**5.42**	2.5
SR10	20/10/2014 5:05	27.49	82.9	**5.55**	1.8	SR10	20/10/2014 11:05	27.55	84.5	**5.66**	2.1	SR10	20/10/2014 17:05	27.91	87.5	**5.84**	1.2	SR10	20/10/2014 23:05	27.61	85.4	**5.74**	2.3
SR10	20/10/2014 5:10	27.48	84.1	**5.63**	2.2	SR10	20/10/2014 11:10	27.56	83.7	**5.61**	2.0	SR10	20/10/2014 17:10	27.91	87.5	**5.84**	0.9	SR10	20/10/2014 23:10	27.59	85.1	**5.72**	2.4
SR10	20/10/2014 5:15	27.49	82.5	**5.52**	2.4	SR10	20/10/2014 11:15	27.53	83.5	**5.59**	4.0	SR10	20/10/2014 17:15	27.89	85.2	**5.69**	1.1	SR10	20/10/2014 23:15	27.61	85.8	**5.77**	2.7
SR10	20/10/2014 5:20	27.50	83.9	**5.62**	3.8	SR10	20/10/2014 11:20	27.55	86.2	**5.77**	1.7	SR10	20/10/2014 17:20	27.89	85.2	**5.69**	1.4	SR10	20/10/2014 23:20	27.60	84.8	**5.70**	2.1
SR10	20/10/2014 5:25	27.48	85.5	**5.72**	3.3	SR10	20/10/2014 11:25	27.55	83.8	**5.61**	1.9	SR10	20/10/2014 17:25	27.89	85.3	**5.70**	1.3	SR10	20/10/2014 23:25	27.60	84.5	**5.68**	2.3
SR10	20/10/2014 5:30	27.48	85.2	**5.71**	2.9	SR10	20/10/2014 11:30	27.55	82.8	**5.55**	1.9	SR10	20/10/2014 17:30	27.90	84.5	**5.65**	0.9	SR10	20/10/2014 23:30	27.60	78.8	**5.30**	2.3
SR10	20/10/2014 5:35	27.48	84.6	**5.67**	2.6	SR10	20/10/2014 11:35	27.59	84.2	**5.64**	1.8	SR10	20/10/2014 17:35	27.90	84.6	**5.66**	0.8	SR10	20/10/2014 23:35	27.60	76.8	**5.16**	**12.0**
SR10	20/10/2014 5:40	27.49	83.8	**5.61**	2.8	SR10	20/10/2014 11:40	27.55	84.0	**5.63**	1.9	SR10	20/10/2014 17:40	27.90	87.0	**5.81**	0.9	SR10	20/10/2014 23:40	27.60	77.5	**5.21**	2.2
SR10	20/10/2014 5:45	27.49	84.0	**5.62**	2.2	SR10	20/10/2014 11:45	27.60	84.5	**5.66**	2.0	SR10	20/10/2014 17:45	27.90	86.8	**5.80**	0.7	SR10	20/10/2014 23:45	27.59	83.4	**5.61**	2.2
SR10	20/10/2014 5:50	27.49	82.3	**5.51**	2.2	SR10	20/10/2014 11:50	27.61	83.7	**5.61**	2.1	SR10	20/10/2014 17:50	27.91	85.9	**5.74**	0.7	SR10	20/10/2014 23:50	27.59	75.1	**5.05**	2.4
SR10	20/10/2014 5:55	27.49	79.5	**5.32**	2.4	SR10	20/10/2014 11:55	27.56	83.0	**5.56**	2.0	SR10	20/10/2014 17:55	27.90	84.5	**5.65**	1.6	SR10	20/10/2014 23:55	27.58	83.8	**5.63**	2.6

Station	Timestamp	Temp (° C)	DO (%)	DO (mg/L)	Tur (NTU)	Station	Timestamp	Temp (° C)	DO (%)	DO (mg/L)	Tur (NTU)	Station	Timestamp	Temp (° C)	DO (%)	DO (mg/L)	Tur (NTU)	Station	Timestamp	Temp (°C)	DO (%)	DO (mg/L)	Tur (NTU)
SR11	20/10/2014 0:00	27.62	81.7	**5.50**	2.3	SR11	20/10/2014 6:00	27.47	79.8	**5.39**	2.2	SR11	20/10/2014 12:00	27.60	80.6	**5.43**	1.2	SR11	20/10/2014 18:00	27.94	90.1	6.05	1.1
SR11	20/10/2014 0:05	27.61	80.7	**5.43**	1.9	SR11	20/10/2014 6:05	27.45	77.9	**5.25**	1.9	SR11	20/10/2014 12:05	27.64	83.0	**5.59**	1.2	SR11	20/10/2014 18:05	27.95	91.3	6.12	1.4
SR11	20/10/2014 0:10	27.62	80.4	**5.41**	2.4	SR11	20/10/2014 6:10	27.46	75.6	**5.10**	2.4	SR11	20/10/2014 12:10	27.69	84.1	**5.66**	1.2	SR11	20/10/2014 18:10	27.91	91.0	6.10	1.0
SR11	20/10/2014 0:15	27.61	80.7	**5.43**	2.5	SR11	20/10/2014 6:15	27.45	76.8	**5.18**	2.6	SR11	20/10/2014 12:15	27.65	84.2	**5.67**	1.5	SR11	20/10/2014 18:15	27.89	90.7	6.09	0.9
SR11	20/10/2014 0:20	27.60	80.1	**5.39**	2.3	SR11	20/10/2014 6:20	27.45	75.9	**5.12**	1.6	SR11	20/10/2014 12:20	27.66	83.9	**5.65**	1.5	SR11	20/10/2014 18:20	27.91	90.4	6.07	1.6
SR11	20/10/2014 0:25	27.59	79.3	**5.34**	1.6	SR11	20/10/2014 6:25	27.46	78.6	**5.30**	1.9	SR11	20/10/2014 12:25	27.73	85.5	**5.75**	2.0	SR11	20/10/2014 18:25	27.91	93.8	6.29	0.9
SR11	20/10/2014 0:30	27.62	83.9	**5.64**	3.0	SR11	20/10/2014 6:30	27.46	77.4	**5.22**	1.8	SR11	20/10/2014 12:30	27.76	85.7	**5.76**	1.5	SR11	20/10/2014 18:30	27.91	93.6	6.28	1.6
SR11	20/10/2014 0:35	27.60	80.5	**5.42**	1.9	SR11	20/10/2014 6:35	27.45	77.0	**5.20**	1.8	SR11	20/10/2014 12:35	27.79	86.3	**5.80**	1.6	SR11	20/10/2014 18:35	27.92	94.2	6.31	0.9
SR11	20/10/2014 0:40	27.59	81.1	**5.46**	1.8	SR11	20/10/2014 6:40	27.46	77.7	**5.24**	1.9	SR11	20/10/2014 12:40	27.73	84.7	**5.70**	2.2	SR11	20/10/2014 18:40	27.92	94.8	6.34	1.2
SR11	20/10/2014 0:45	27.58	80.2	**5.41**	1.8	SR11	20/10/2014 6:45	27.45	76.7	**5.18**	2.1	SR11	20/10/2014 12:45	27.77	86.3	**5.80**	1.3	SR11	20/10/2014 18:45	27.90	94.5	6.34	0.9
SR11	20/10/2014 0:50	27.58	78.0	**5.26**	1.8	SR11	20/10/2014 6:50	27.45	77.0	**5.20**	2.3	SR11	20/10/2014 12:50	27.79	86.7	**5.82**	1.7	SR11	20/10/2014 18:50	27.91	93.7	6.29	1.1
SR11	20/10/2014 0:55	27.59	79.5	**5.35**	2.4	SR11	20/10/2014 6:55	27.44	77.1	**5.21**	2.2	SR11	20/10/2014 12:55	27.78	86.3	**5.80**	1.3	SR11	20/10/2014 18:55	27.91	92.9	6.23	1.1
SR11	20/10/2014 1:00	27.58	79.2	**5.33**	2.0	SR11	20/10/2014 7:00	27.44	76.0	**5.13**	1.6	SR11	20/10/2014 13:00	27.77	86.8	**5.84**	1.4	SR11	20/10/2014 19:00	27.91	92.3	6.19	1.1
SR11	20/10/2014 1:05	27.61	77.5	**5.21**	2.4	SR11	20/10/2014 7:05	27.44	75.8	**5.12**	1.6	SR11	20/10/2014 13:05	27.79	86.8	**5.83**	1.2	SR11	20/10/2014 19:05	27.90	93.4	6.26	1.4
SR11	20/10/2014 1:10	27.59	79.0	**5.32**	2.1	SR11	20/10/2014 7:10	27.45	76.8	**5.19**	2.3	SR11	20/10/2014 13:10	27.77	86.8	**5.83**	1.5	SR11	20/10/2014 19:10	27.90	93.6	6.28	1.0
SR11	20/10/2014 1:15	27.59	78.0	**5.26**	1.9	SR11	20/10/2014 7:15	27.45	77.7	**5.25**	2.5	SR11	20/10/2014 13:15	27.78	86.5	**5.82**	**7.3**	SR11	20/10/2014 19:15	27.89	93.3	6.25	1.0
SR11	20/10/2014 1:20	27.58	77.4	**5.22**	1.8	SR11	20/10/2014 7:20	27.44	76.7	**5.18**	1.8	SR11	20/10/2014 13:20	27.78	86.7	**5.83**	1.1	SR11	20/10/2014 19:20	27.88	93.0	6.23	1.1
SR11	20/10/2014 1:25	27.59	78.6	**5.29**	1.8	SR11	20/10/2014 7:25	27.43	77.0	**5.21**	1.9	SR11	20/10/2014 13:25	27.77	86.9	**5.84**	1.7	SR11	20/10/2014 19:25	27.88	92.5	6.21	1.0
SR11	20/10/2014 1:30	27.59	76.2	**5.13**	2.0	SR11	20/10/2014 7:30	27.45	77.9	**5.27**	1.8	SR11	20/10/2014 13:30	27.78	84.7	**5.69**	1.1	SR11	20/10/2014 19:30	27.86	93.2	6.24	0.9
SR11	20/10/2014 1:35	27.59	76.9	**5.17**	2.4	SR11	20/10/2014 7:35	27.44	76.2	**5.14**	1.8	SR11	20/10/2014 13:35	27.87	90.3	6.06	1.6	SR11	20/10/2014 19:35	27.87	92.4	6.21	1.0
SR11	20/10/2014 1:40	27.59	76.4	**5.14**	2.2	SR11	20/10/2014 7:40	27.44	76.4	**5.17**	1.5	SR11	20/10/2014 13:40	27.88	90.4	6.07	1.4	SR11	20/10/2014 19:40	27.87	92.6	6.22	1.0
SR11	20/10/2014 1:45	27.60	76.2	**5.13**	2.7	SR11	20/10/2014 7:45	27.45	77.0	**5.20**	1.9	SR11	20/10/2014 13:45	27.91	91.1	6.11	1.5	SR11	20/10/2014 19:45	27.85	92.9	6.23	0.9
SR11	20/10/2014 1:50	27.58	75.7	**5.09**	2.0	SR11	20/10/2014 7:50	27.44	76.5	**5.17**	1.5	SR11	20/10/2014 13:50	27.93	92.0	6.17	1.6	SR11	20/10/2014 19:50	27.83	93.2	6.26	1.1
SR11	20/10/2014 1:55	27.60	74.8	**5.03**	2.7	SR11	20/10/2014 7:55	27.45	77.6	**5.24**	1.9	SR11	20/10/2014 13:55	27.92	92.1	6.18	1.5	SR11	20/10/2014 19:55	27.82	92.2	6.19	1.0
SR11	20/10/2014 2:00	27.59	76.9	**5.17**	2.5	SR11	20/10/2014 8:00	27.44	77.3	**5.22**	1.6	SR11	20/10/2014 14:00	27.98	92.7	6.20	3.8	SR11	20/10/2014 20:00	27.82	92.2	6.18	0.9
SR11	20/10/2014 2:05	27.58	75.4	**5.08**	2.1	SR11	20/10/2014 8:05	27.44	76.0	**5.13**	**5.8**	SR11	20/10/2014 14:05	27.96	92.4	6.20	1.6	SR11	20/10/2014 20:05	27.84	92.5	6.21	1.1
SR11	20/10/2014 2:10	27.56	76.0	**5.12**	1.7	SR11	20/10/2014 8:10	27.46	76.5	**5.17**	2.4	SR11	20/10/2014 14:10	27.97	92.3	6.19	1.7	SR11	20/10/2014 20:10	27.85	91.4	6.14	1.0
SR11	20/10/2014 2:15	27.58	75.2	**5.06**	2.3	SR11	20/10/2014 8:15	27.46	77.4	**5.22**	1.9	SR11	20/10/2014 14:15	27.97	92.6	6.21	1.8	SR11	20/10/2014 20:15	27.85	91.6	6.14	1.2
SR11	20/10/2014 2:20	27.56	75.0	**5.05**	1.8	SR11	20/10/2014 8:20	27.46	77.9	**5.26**	2.2	SR11	20/10/2014 14:20	27.97	92.6	6.21	1.6	SR11	20/10/2014 20:20	27.84	91.6	6.15	1.2
SR11	20/10/2014 2:25	27.56	75.4	**5.07**	2.3	SR11	20/10/2014 8:25	27.46	77.6	**5.24**	2.2	SR11	20/10/2014 14:25	27.95	93.2	6.25	1.6	SR11	20/10/2014 20:25	27.84	92.4	6.21	0.9
SR11	20/10/2014 2:30	27.56	76.6	**5.15**	2.2	SR11	20/10/2014 8:30	27.46	79.2	**5.35**	3.1	SR11	20/10/2014 14:30	27.97	92.6	6.21	1.6	SR11	20/10/2014 20:30	27.85	91.3	6.13	0.9
SR11	20/10/2014 2:35	27.54	75.8	**5.10**	2.2	SR11	20/10/2014 8:35	27.45	79.6	**5.38**	3.5	SR11	20/10/2014 14:35	27.96	92.1	6.18	1.6	SR11	20/10/2014 20:35	27.85	92.0	6.18	0.9
SR11	20/10/2014 2:40	27.54	75.7	**5.11**	1.8	SR11	20/10/2014 8:40	27.45	78.8	**5.33**	3.0	SR11	20/10/2014 14:40	27.97	91.9	6.16	1.4	SR11	20/10/2014 20:40	27.85	91.1	6.10	0.8
SR11	20/10/2014 2:45	27.55	75.5	**5.09**	1.7	SR11	20/10/2014 8:45	27.45	77.9	**5.27**	2.7	SR11	20/10/2014 14:45	27.99	91.7	6.15	1.9	SR11	20/10/2014 20:45	27.85	92.5	6.19	1.1
SR11	20/10/2014 2:50	27.54	76.4	**5.15**	1.9	SR11	20/10/2014 8:50	27.46	75.9	**5.13**	2.5	SR11	20/10/2014 14:50	27.97	91.5	6.13	2.0	SR11	20/10/2014 20:50	27.85	90.4	6.07	0.9
SR11	20/10/2014 2:55	27.54	76.1	**5.13**	1.5	SR11	20/10/2014 8:55	27.46	76.1	**5.14**	3.8	SR11	20/10/2014 14:55	27.94	91.9	6.17	1.7	SR11	20/10/2014 20:55	27.84	90.1	6.04	1.0
SR11	20/10/2014 3:00	27.52	76.6	**5.17**	1.7	SR11	20/10/2014 9:00	27.45	76.8	**5.19**	3.3	SR11	20/10/2014 15:00	28.00	92.6	6.21	1.3	SR11	20/10/2014 21:00	27.85	90.2	6.05	0.8
SR11	20/10/2014 3:05	27.52	77.1	**5.20**	1.4	SR11	20/10/2014 9:05	27.46	77.7	**5.24**	3.1	SR11	20/10/2014 15:05	27.99	91.6	6.14	1.2	SR11	20/10/2014 21:05	27.86	89.4	6.00	0.8
SR11	20/10/2014 3:10	27.51	74.6	**5.03**	2.6	SR11	20/10/2014 9:10	27.45	77.6	**5.24**	2.5	SR11	20/10/2014 15:10	27.93	93.2	6.25	1.8	SR11	20/10/2014 21:10	27.86	86.8	**5.83**	1.2
SR11	20/10/2014 3:15	27.50	74.9	**5.06**	2.0	SR11	20/10/2014 9:15	27.46	78.2	**5.28**	1.9	SR11	20/10/2014 15:15	27.99	91.8	6.15	1.5	SR11	20/10/2014 21:15	27.86	84.8	**5.69**	1.4
SR11	20/10/2014 3:20	27.50	77.0	**5.20**	1.3	SR11	20/10/2014 9:20	27.46	76.9	**5.19**	2.9	SR11	20/10/2014 15:20	27.86	84.8	**5.70**	3.2	SR11	20/10/2014 21:20	27.87	83.9	**5.63**	1.3
SR11	20/10/2014 3:25	27.50	76.0	**5.12**	1.7	SR11	20/10/2014 9:25	27.46	75.9	**5.13**	3.3	SR11	20/10/2014 15:25	27.84	86.9	**5.83**	4.2	SR11	20/10/2014 21:25	27.86	83.6	**5.61**	1.2
SR11	20/10/2014 3:30	27.50	76.3	**5.15**	1.3	SR11	20/10/2014 9:30	27.47	77.7	**5.25**	3.2	SR11	20/10/2014 15:30	27.91	86.5	**5.81**	2.2	SR11	20/10/2014 21:30	27.86	84.1	**5.65**	1.2
SR11	20/10/2014 3:35	27.51	74.2	**5.00**	2.2	SR11	20/10/2014 9:35	27.47	76.6	**5.17**	3.2	SR11	20/10/2014 15:35	27.95	88.0	**5.90**	1.4	SR11	20/10/2014 21:35	27.86	83.9	**5.63**	1.1
SR11	20/10/2014 3:40	27.49	74.2	**5.00**	1.4	SR11	20/10/2014 9:40	27.48	77.5	**5.23**	2.7	SR11	20/10/2014 15:40	27.98	89.5	6.00	1.0	SR11	20/10/2014 21:40	27.86	82.7	**5.54**	1.1
SR11	20/10/2014 3:45	27.50	72.4	**4.88**	1.5	SR11	20/10/2014 9:45	27.48	77.7	**5.25**	3.2	SR11	20/10/2014 15:45	27.94	86.2	**5.78**	2.2	SR11	20/10/2014 21:45	27.86	83.8	**5.63**	1.2
SR11	20/10/2014 3:50	27.50	74.3	**5.00**	2.1	SR11	20/10/2014 9:50	27.48	77.7	**5.24**	3.2	SR11	20/10/2014 15:50	27.95	88.5	**5.93**	1.6	SR11	20/10/2014 21:50	27.85	81.3	**5.47**	1.5
SR11	20/10/2014 3:55	27.49	72.7	**4.90**	1.7	SR11	20/10/2014 9:55	27.47	77.4	**5.23**	3.2	SR11	20/10/2014 15:55	27.94	90.5	6.07	1.5	SR11	20/10/2014 21:55	27.86	81.6	**5.48**	1.1
SR11	20/10/2014 4:00	27.49	73.5	**4.95**	2.0	SR11	20/10/2014 10:00	27.48	76.1	**5.14**	2.3	SR11	20/10/2014 16:00	27.90	87.2	**5.85**	1.9	SR11	20/10/2014 22:00	27.85	80.5	**5.39**	1.3
SR11	20/10/2014 4:05	27.48	73.8	**4.97**	2.1	SR11	20/10/2014 10:05	27.48	77.0	**5.20**	2.5	SR11	20/10/2014 16:05	27.86	83.1	**5.58**	2.4	SR11	20/10/2014 22:05	27.85	79.6	**5.35**	1.4
SR11	20/10/2014 4:10	27.46	73.6	**4.96**	1.5	SR11	20/10/2014 10:10	27.48	77.5	**5.23**	2.3	SR11	20/10/2014 16:10	27.89	83.8	**5.62**	2.0	SR11	20/10/2014 22:10	27.85	79.1	**5.31**	1.5
SR11	20/10/2014 4:15	27.47	72.6	**4.89**	1.4	SR11	20/10/2014 10:15	27.50	77.4	**5.22**	2.0	SR11	20/10/2014 16:15	27.89	85.4	**5.73**	2.2	SR11	20/10/2014 22:15	27.85	79.7	**5.34**	1.5
SR11	20/10/2014 4:20	27.46	75.0	**5.06**	1.1	SR11	20/10/2014 10:20	27.49	77.9	**5.25**	2.1	SR11	20/10/2014 16:20	27.94	90.5	6.07	1.4	SR11	20/10/2014 22:20	27.84	80.2	**5.38**	1.6
SR11	20/10/2014 4:25	27.46	71.6	**4.83**	1.8	SR11	20/10/2014 10:25	27.48	76.9	**5.19**	3.1	SR11	20/10/2014 16:25	27.96	90.9	6.09	1.4	SR11	20/10/2014 22:25	27.85	80.8	**5.42**	1.3
SR11	20/10/2014 4:30	27.48	71.1	**4.80**	1.7	SR11	20/10/2014 10:30	27.48	78.3	**5.29**	1.5	SR11	20/10/2014 16:30	27.94	90.4	6.05	0.8	SR11	20/10/2014 22:30	27.85	79.6	**5.34**	1.5
SR11	20/10/2014 4:35	27.47	71.0	**4.79**	2.1	SR11	20/10/2014 10:35	27.49	78.3	**5.29**	2.5	SR11	20/10/2014 16:35	28.00	94.4	6.32	1.4	SR11	20/10/2014 22:35	27.84	81.2	**5.45**	1.7
SR11	20/10/2014 4:40	27.47	69.3	**4.68**	2.0	SR11	20/10/2014 10:40	27.50	78.0	**5.26**	2.0	SR11	20/10/2014 16:40	27.95	90.9	6.08	1.0	SR11	20/10/2014 22:40	27.84	81.7	**5.49**	1.3
SR11	20/10/2014 4:45	27.45	69.5	**4.69**	2.0	SR11	20/10/2014 10:45	27.51	81.4	**5.49**	1.3	SR11	20/10/2014 16:45	27.94	87.8	**5.89**	1.5	SR11	20/10/2014 22:45	27.83	81.3	**5.45**	1.5
SR11	20/10/2014 4:50	27.47	68.2	**4.60**	2.1	SR11	20/10/2014 10:50	27.51	79.4	**5.36**	1.2	SR11	20/10/2014 16:50	27.92	85.1	**5.71**	1.3	SR11	20/10/2014 22:50	27.83	81.7	**5.48**	1.3
SR11	20/10/2014 4:55	27.45	70.3	**4.75**	2.0	SR11	20/10/2014 10:55	27.53	80.0	**5.40**	1.3	SR11	20/10/2014 16:55	27.89	84.7	**5.69**	1.6	SR11	20/10/2014 22:55	27.84	81.6	**5.47**	1.4
SR11	20/10/2014 5:00	27.45	69.5	**4.68**	2.3	SR11	20/10/2014 11:00	27.51	80.7	**5.45**	1.7	SR11	20/10/2014 17:00	27.89	84.4	**5.66**	1.7	SR11	20/10/2014 23:00	27.84	80.1	**5.37**	0.9
SR11	20/10/2014 5:05	27.45	71.5	**4.83**	1.8	SR11	20/10/2014 11:05	27.54	81.7	**5.51**	1.1	SR11	20/10/2014 17:05	27.89	84.9	**5.70**	2.0	SR11	20/10/2014 23:05	27.84	79.2	**5.31**	1.7
SR11	20/10/2014 5:10	27.46	74.7	**5.04**	2.0	SR11	20/10/2014 11:10	27.52	80.5	**5.43**	1.2	SR11	20/10/2014 17:10	27.91	85.3	**5.72**	1.0	SR11	20/10/2014 23:10	27.84	78.7	**5.29**	0.9
SR11	20/10/2014 5:15	27.45	68.8	**4.64**	2.2	SR11	20/10/2014 11:15	27.53	80.9	**5.46**	1.2	SR11	20/10/2014 17:15	27.91	84.6	**5.67**	0.9	SR11	20/10/2014 23:15	27.84	79.6	**5.35**	0.9
SR11	20/10/2014 5:20	27.46	75.0	**5.07**	2.0	SR11	20/10/2014 11:20	27.52	79.6	**5.37**	1.0	SR11	20/10/2014 17:20	27.89	85.3	**5.73**	1.6	SR11	20/10/2014 23:20	27.84	78.7	**5.28**	0.6
SR11	20/10/2014 5:25	27.44	72.4	**4.88**	1.9	SR11	20/10/2014 11:25	27.55	81.6	**5.51**	0.9	SR11	20/10/2014 17:25	27.90	87.3	**5.86**	1.9	SR11	20/10/2014 23:25	27.84	78.2	**5.25**	1.0
SR11	20/10/2014 5:30	27.45	72.6	**4.89**	2.0	SR11	20/10/2014 11:30	27.54	80.2	**5.41**	1.4	SR11	20/10/2014 17:30	27.90	85.6	**5.75**	1.5	SR11	20/10/2014 23:30	27.84	79.1	**5.32**	0.8
SR11	20/10/2014 5:35	27.43	73.9	**4.99**	1.4	SR11	20/10/2014 11:35	27.55	80.5	**5.43**	1.6	SR11	20/10/2014 17:35	27.91	85.9	**5.76**	1.3	SR11	20/10/2014 23:35	27.83	78.0	**5.23**	1.4
SR11	20/10/2014 5:40	27.46	77.1	**5.19**	2.3	SR11	20/10/2014 11:40	27.61	83.2	**5.60**	1.1	SR11	20/10/2014 17:40	27.92	86.4	**5.80**	1.1	SR11	20/10/2014 23:40	27.83	78.1	**5.24**	1.1
SR11	20/10/2014 5:45	27.44	76.0	**5.12**	1.8	SR11	20/10/2014 11:45	27.60	81.7	**5.50**	1.0	SR11	20/10/2014 17:45	27.92	88.0	**5.90**	1.4	SR11	20/10/2014 23:45	27.83	77.6	**5.21**	1.1
SR11	20/10/2014 5:50	27.46	76.8	**5.18**	2.0	SR11	20/10/2014 11:50	27.65	83.9	**5.65**	1.6	SR11	20/10/2014 17:50	27.93	87.3	**5.85**	1.1	SR11	20/10/2014 23:50	27.83	78.4	**5.26**	1.2
SR11	20/10/2014 5:55	27.46	77.6	**5.23**	2.5	SR11	20/10/2014 11:55	27.61	80.4	**5.42**	1.2	SR11	20/10/2014 17:55	27.94	88.5	**5.94**	1.4	SR11	20/10/2014 23:55	27.83	78.4	**5.27**	1.2

Station	Timestamp	Temp (° C)	DO (%)	DO (mg/L)	Tur (NTU)	Station	Timestamp	Temp (° C)	DO (%)	DO (mg/L)	Tur (NTU)	Station	Timestamp	Temp (° C)	DO (%)	DO (mg/L)	Tur (NTU)	Station	Timestamp	Temp (°C)	DO (%)	DO (mg/L)	Tur (NTU)
SR12	20/10/2014 0:01	27.85	75.2	4.93	3.7	SR12	20/10/2014 6:01	27.85	68.4	4.48	5.5	SR12	20/10/2014 12:01	27.88	79.4	5.20	5.1	SR12	20/10/2014 18:01	27.89	71.7	4.70	6.5
SR12	20/10/2014 0:06	27.85	76.2	4.99	4.1	SR12	20/10/2014 6:06	27.84	68.8	4.51	5.4	SR12	20/10/2014 12:06	27.87	79.5	5.21	5.2	SR12	20/10/2014 18:06	27.89	71.2	4.66	6.3
SR12	20/10/2014 0:11	27.85	75.2	4.93	4.3	SR12	20/10/2014 6:11	27.85	67.2	4.40	5.1	SR12	20/10/2014 12:11	27.88	79.7	5.22	4.4	SR12	20/10/2014 18:11	27.88	71.4	4.67	6.6
SR12	20/10/2014 0:16	27.84	76.2	5.00	3.9	SR12	20/10/2014 6:16	27.85	68.3	4.48	**10.0**	SR12	20/10/2014 12:16	27.87	79.3	5.20	5.4	SR12	20/10/2014 18:16	27.88	71.7	4.69	6.1
SR12	20/10/2014 0:21	27.85	76.2	4.99	3.7	SR12	20/10/2014 6:21	27.85	68.8	4.51	6.2	SR12	20/10/2014 12:21	27.86	80.0	5.25	5.1	SR12	20/10/2014 18:21	27.87	71.6	4.69	5.8
SR12	20/10/2014 0:26	27.85	76.6	5.02	3.9	SR12	20/10/2014 6:26	27.84	68.8	4.51	5.7	SR12	20/10/2014 12:26	27.84	80.7	5.29	5.6	SR12	20/10/2014 18:26	27.86	73.0	4.78	5.2
SR12	20/10/2014 0:31	27.85	76.3	5.00	3.7	SR12	20/10/2014 6:31	27.84	69.1	4.53	6.0	SR12	20/10/2014 12:31	27.84	81.1	5.31	5.3	SR12	20/10/2014 18:31	27.87	72.2	4.73	4.8
SR12	20/10/2014 0:36	27.85	76.1	4.98	3.6	SR12	20/10/2014 6:36	27.85	68.1	4.46	6.2	SR12	20/10/2014 12:36	27.83	81.0	5.31	4.5	SR12	20/10/2014 18:36	27.86	72.0	4.72	5.2
SR12	20/10/2014 0:41	27.84	77.3	5.07	3.5	SR12	20/10/2014 6:41	27.85	68.2	4.47	5.8	SR12	20/10/2014 12:41	27.82	80.9	5.31	4.7	SR12	20/10/2014 18:41	27.86	72.0	4.72	4.6
SR12	20/10/2014 0:46	27.86	76.7	5.03	4.3	SR12	20/10/2014 6:46	27.84	68.5	4.48	5.4	SR12	20/10/2014 12:46	27.82	80.8	5.30	5.2	SR12	20/10/2014 18:46	27.86	72.0	4.72	6.8
SR12	20/10/2014 0:51	27.85	76.2	4.99	3.2	SR12	20/10/2014 6:51	27.84	68.1	4.46	4.8	SR12	20/10/2014 12:51	27.82	80.9	5.30	4.8	SR12	20/10/2014 18:51	27.85	72.3	4.74	5.2
SR12	20/10/2014 0:56	27.85	76.2	5.00	3.4	SR12	20/10/2014 6:56	27.84	68.7	4.50	5.0	SR12	20/10/2014 12:56	27.82	81.0	5.31	6.3	SR12	20/10/2014 18:56	27.86	71.7	4.70	6.5
SR12	20/10/2014 1:01	27.85	76.1	4.99	3.5	SR12	20/10/2014 7:01	27.84	68.3	4.48	4.8	SR12	20/10/2014 13:01	27.84	80.9	5.31	5.0	SR12	20/10/2014 19:01	27.85	73.1	4.79	5.6
SR12	20/10/2014 1:06	27.85	76.7	5.03	3.2	SR12	20/10/2014 7:06	27.85	68.5	4.49	5.5	SR12	20/10/2014 13:06	27.84	81.0	5.31	5.4	SR12	20/10/2014 19:06	27.84	72.5	4.75	5.1
SR12	20/10/2014 1:11	27.84	77.1	5.05	3.2	SR12	20/10/2014 7:11	27.85	68.5	4.49	7.6	SR12	20/10/2014 13:11	27.84	80.4	5.27	6.1	SR12	20/10/2014 19:11	27.84	73.2	4.80	5.8
SR12	20/10/2014 1:16	27.84	76.4	5.01	3.1	SR12	20/10/2014 7:16	27.85	68.2	4.47	5.3	SR12	20/10/2014 13:16	27.85	81.0	5.31	5.8	SR12	20/10/2014 19:16	27.85	72.2	4.73	4.8
SR12	20/10/2014 1:21	27.84	75.4	4.94	2.9	SR12	20/10/2014 7:21	27.84	68.6	4.50	5.8	SR12	20/10/2014 13:21	27.86	81.0	5.31	6.8	SR12	20/10/2014 19:21	27.87	71.9	4.71	5.7
SR12	20/10/2014 1:26	27.85	75.8	4.97	3.3	SR12	20/10/2014 7:26	27.84	68.9	4.51	4.9	SR12	20/10/2014 13:26	27.87	81.0	5.30	4.9	SR12	20/10/2014 19:26	27.87	71.6	4.69	6.3
SR12	20/10/2014 1:31	27.85	76.3	5.00	3.7	SR12	20/10/2014 7:31	27.84	68.7	4.50	6.3	SR12	20/10/2014 13:31	27.87	80.5	5.27	5.4	SR12	20/10/2014 19:31	27.87	71.7	4.69	6.3
SR12	20/10/2014 1:36	27.84	76.4	5.01	4.0	SR12	20/10/2014 7:36	27.84	68.2	4.47	6.0	SR12	20/10/2014 13:36	27.86	79.7	5.23	4.9	SR12	20/10/2014 19:36	27.88	70.3	4.61	5.9
SR12	20/10/2014 1:41	27.84	76.0	4.98	3.3	SR12	20/10/2014 7:41	27.84	68.7	4.50	5.5	SR12	20/10/2014 13:41	27.85	79.8	5.23	6.7	SR12	20/10/2014 19:41	27.88	72.0	4.72	6.2
SR12	20/10/2014 1:46	27.84	75.9	4.98	3.1	SR12	20/10/2014 7:46	27.84	68.9	4.52	4.8	SR12	20/10/2014 13:46	27.85	79.6	5.22	5.7	SR12	20/10/2014 19:46	27.88	71.8	4.70	6.8
SR12	20/10/2014 1:51	27.84	75.7	4.96	2.9	SR12	20/10/2014 7:51	27.83	69.1	4.53	5.0	SR12	20/10/2014 13:51	27.86	79.6	5.22	5.7	SR12	20/10/2014 19:51	27.88	72.6	4.75	6.1
SR12	20/10/2014 1:56	27.83	76.6	5.02	3.1	SR12	20/10/2014 7:56	27.84	68.3	4.48	7.0	SR12	20/10/2014 13:56	27.85	80.1	5.25	6.3	SR12	20/10/2014 19:56	27.88	72.6	4.76	5.6
SR12	20/10/2014 2:01	27.83	76.7	5.03	3.3	SR12	20/10/2014 8:01	27.85	69.8	4.57	6.5	SR12	20/10/2014 14:01	27.86	80.2	5.25	7.3	SR12	20/10/2014 20:01	27.87	73.8	4.83	5.3
SR12	20/10/2014 2:06	27.83	76.1	4.99	2.8	SR12	20/10/2014 8:06	27.85	69.2	4.53	6.6	SR12	20/10/2014 14:06	27.86	80.0	5.25	6.1	SR12	20/10/2014 20:06	27.87	72.8	4.77	5.8
SR12	20/10/2014 2:11	27.83	76.3	5.00	3.2	SR12	20/10/2014 8:11	27.85	69.1	4.53	6.0	SR12	20/10/2014 14:11	27.85	79.6	5.21	6.3	SR12	20/10/2014 20:11	27.87	72.1	4.72	6.1
SR12	20/10/2014 2:16	27.83	76.2	4.99	3.1	SR12	20/10/2014 8:16	27.85	68.8	4.51	5.5	SR12	20/10/2014 14:16	27.85	80.4	5.27	5.7	SR12	20/10/2014 20:16	27.87	72.4	4.74	4.7
SR12	20/10/2014 2:21	27.83	74.4	4.88	3.0	SR12	20/10/2014 8:21	27.85	68.6	4.50	7.0	SR12	20/10/2014 14:21	27.85	79.5	5.21	5.3	SR12	20/10/2014 20:21	27.87	72.5	4.75	5.1
SR12	20/10/2014 2:26	27.83	76.1	4.99	3.0	SR12	20/10/2014 8:26	27.85	68.8	4.51	6.7	SR12	20/10/2014 14:26	27.85	78.9	5.17	6.9	SR12	20/10/2014 20:26	27.87	71.0	4.65	7.1
SR12	20/10/2014 2:31	27.83	75.1	4.92	3.4	SR12	20/10/2014 8:31	27.85	69.4	4.55	7.1	SR12	20/10/2014 14:31	27.85	79.3	5.19	5.0	SR12	20/10/2014 20:31	27.87	71.7	4.70	6.9
SR12	20/10/2014 2:36	27.83	75.2	4.93	3.2	SR12	20/10/2014 8:36	27.85	69.8	4.57	7.1	SR12	20/10/2014 14:36	27.85	80.4	5.27	6.6	SR12	20/10/2014 20:36	27.86	71.6	4.69	5.9
SR12	20/10/2014 2:41	27.83	74.7	4.90	3.2	SR12	20/10/2014 8:41	27.85	71.1	4.66	5.5	SR12	20/10/2014 14:41	27.85	79.6	5.22	4.9	SR12	20/10/2014 20:41	27.85	73.7	4.83	5.9
SR12	20/10/2014 2:46	27.82	74.9	4.91	3.0	SR12	20/10/2014 8:46	27.86	71.3	4.67	4.6	SR12	20/10/2014 14:46	27.85	80.3	5.26	5.7	SR12	20/10/2014 20:46	27.86	72.8	4.77	5.9
SR12	20/10/2014 2:51	27.83	75.2	4.93	3.4	SR12	20/10/2014 8:51	27.86	71.3	4.67	4.9	SR12	20/10/2014 14:51	27.85	79.6	5.22	4.4	SR12	20/10/2014 20:51	27.86	73.0	4.78	6.0
SR12	20/10/2014 2:56	27.83	74.7	4.90	4.4	SR12	20/10/2014 8:56	27.87	71.2	4.66	4.8	SR12	20/10/2014 14:56	27.86	80.9	5.30	4.5	SR12	20/10/2014 20:56	27.86	72.5	4.75	5.8
SR12	20/10/2014 3:01	27.83	75.2	4.93	3.8	SR12	20/10/2014 9:01	27.88	71.6	4.69	4.2	SR12	20/10/2014 15:01	27.87	81.1	5.31	4.4	SR12	20/10/2014 21:01	27.86	72.2	4.73	6.0
SR12	20/10/2014 3:06	27.83	75.5	4.95	3.4	SR12	20/10/2014 9:06	27.89	71.5	4.68	4.9	SR12	20/10/2014 15:06	27.87	80.2	5.25	4.6	SR12	20/10/2014 21:06	27.86	71.5	4.68	5.5
SR12	20/10/2014 3:11	27.83	73.9	4.84	2.7	SR12	20/10/2014 9:11	27.88	70.6	4.62	5.6	SR12	20/10/2014 15:11	27.85	80.4	5.27	4.5	SR12	20/10/2014 21:11	27.86	71.7	4.70	5.6
SR12	20/10/2014 3:16	27.83	76.2	4.99	3.3	SR12	20/10/2014 9:16	27.86	70.1	4.59	5.6	SR12	20/10/2014 15:16	27.86	80.6	5.28	4.5	SR12	20/10/2014 21:16	27.85	72.1	4.72	8.0
SR12	20/10/2014 3:21	27.83	75.5	4.95	3.4	SR12	20/10/2014 9:21	27.86	69.7	4.56	6.0	SR12	20/10/2014 15:21	27.85	80.0	5.24	4.2	SR12	20/10/2014 21:21	27.83	74.1	4.86	4.3
SR12	20/10/2014 3:26	27.83	74.8	4.90	3.1	SR12	20/10/2014 9:26	27.86	70.0	4.59	7.2	SR12	20/10/2014 15:26	27.84	80.1	5.25	4.1	SR12	20/10/2014 21:26	27.85	74.5	4.88	4.4
SR12	20/10/2014 3:31	27.84	74.7	4.89	3.9	SR12	20/10/2014 9:31	27.86	70.3	4.61	7.5	SR12	20/10/2014 15:31	27.85	80.2	5.26	5.1	SR12	20/10/2014 21:31	27.86	74.3	4.87	4.4
SR12	20/10/2014 3:36	27.84	72.9	4.78	4.3	SR12	20/10/2014 9:36	27.86	70.7	4.63	7.5	SR12	20/10/2014 15:36	27.85	80.0	5.24	7.0	SR12	20/10/2014 21:36	27.86	74.7	4.90	4.6
SR12	20/10/2014 3:41	27.84	72.8	4.77	4.3	SR12	20/10/2014 9:41	27.87	71.0	4.65	6.2	SR12	20/10/2014 15:41	27.85	80.3	5.27	5.2	SR12	20/10/2014 21:41	27.86	74.7	4.90	4.6
SR12	20/10/2014 3:46	27.84	72.6	4.76	4.6	SR12	20/10/2014 9:46	27.88	72.2	4.73	6.6	SR12	20/10/2014 15:46	27.85	80.3	5.26	5.4	SR12	20/10/2014 21:46	27.85	74.3	4.87	4.4
SR12	20/10/2014 3:51	27.84	72.6	4.76	4.5	SR12	20/10/2014 9:51	27.88	72.3	4.73	5.4	SR12	20/10/2014 15:51	27.86	79.9	5.23	5.5	SR12	20/10/2014 21:51	27.86	74.1	4.86	5.2
SR12	20/10/2014 3:56	27.85	72.7	4.76	5.3	SR12	20/10/2014 9:56	27.88	71.9	4.71	5.4	SR12	20/10/2014 15:56	27.86	79.9	5.24	9.4	SR12	20/10/2014 21:56	27.86	73.9	4.84	4.4
SR12	20/10/2014 4:01	27.85	71.7	4.70	5.8	SR12	20/10/2014 10:01	27.88	72.0	4.72	5.8	SR12	20/10/2014 16:01	27.86	79.7	5.22	6.3	SR12	20/10/2014 22:01	27.85	74.2	4.87	4.7
SR12	20/10/2014 4:06	27.84	72.4	4.74	6.7	SR12	20/10/2014 10:06	27.87	72.7	4.76	6.3	SR12	20/10/2014 16:06	27.86	79.3	5.19	5.9	SR12	20/10/2014 22:06	27.85	74.4	4.88	4.5
SR12	20/10/2014 4:11	27.84	72.1	4.72	5.2	SR12	20/10/2014 10:11	27.87	72.9	4.77	6.4	SR12	20/10/2014 16:11	27.87	78.4	5.14	5.6	SR12	20/10/2014 22:11	27.85	75.5	4.95	5.1
SR12	20/10/2014 4:16	27.84	71.9	4.71	5.6	SR12	20/10/2014 10:16	27.86	73.7	4.83	7.8	SR12	20/10/2014 16:16	27.89	78.9	5.17	5.3	SR12	20/10/2014 22:16	27.84	76.9	5.04	5.5
SR12	20/10/2014 4:21	27.85	71.1	4.66	6.3	SR12	20/10/2014 10:21	27.86	73.9	4.84	6.3	SR12	20/10/2014 16:21	27.88	78.5	5.14	5.5	SR12	20/10/2014 22:21	27.84	77.5	5.08	6.1
SR12	20/10/2014 4:26	27.84	71.6	4.69	5.9	SR12	20/10/2014 10:26	27.87	74.0	4.85	5.4	SR12	20/10/2014 16:26	27.88	77.9	5.11	5.6	SR12	20/10/2014 22:26	27.84	77.4	5.08	4.8
SR12	20/10/2014 4:31	27.84	71.3	4.67	5.9	SR12	20/10/2014 10:31	27.88	73.9	4.84	5.6	SR12	20/10/2014 16:31	27.89	78.0	5.11	6.1	SR12	20/10/2014 22:31	27.84	76.4	5.01	4.8
SR12	20/10/2014 4:36	27.84	71.2	4.67	6.0	SR12	20/10/2014 10:36	27.86	73.7	4.83	5.1	SR12	20/10/2014 16:36	27.91	77.2	5.05	5.5	SR12	20/10/2014 22:36	27.82	76.5	5.02	4.1
SR12	20/10/2014 4:41	27.84	71.4	4.68	6.0	SR12	20/10/2014 10:41	27.85	73.7	4.83	6.9	SR12	20/10/2014 16:41	27.90	77.1	5.05	5.8	SR12	20/10/2014 22:41	27.82	76.4	5.01	3.9
SR12	20/10/2014 4:46	27.84	71.1	4.66	6.1	SR12	20/10/2014 10:46	27.85	74.0	4.85	6.6	SR12	20/10/2014 16:46	27.90	76.5	5.01	6.2	SR12	20/10/2014 22:46	27.83	75.2	4.94	4.4
SR12	20/10/2014 4:51	27.84	70.7	4.63	5.3	SR12	20/10/2014 10:51	27.85	74.0	4.85	6.4	SR12	20/10/2014 16:51	27.90	76.7	5.02	6.2	SR12	20/10/2014 22:51	27.83	75.6	4.96	4.4
SR12	20/10/2014 4:56	27.84	70.5	4.62	5.4	SR12	20/10/2014 10:56	27.86	75.1	4.92	6.0	SR12	20/10/2014 16:56	27.90	76.0	4.98	6.3	SR12	20/10/2014 22:56	27.83	76.5	5.02	4.8
SR12	20/10/2014 5:01	27.85	69.6	4.56	5.6	SR12	20/10/2014 11:01	27.85	74.7	4.90	5.7	SR12	20/10/2014 17:01	27.90	76.0	4.98	6.3	SR12	20/10/2014 23:01	27.83	74.8	4.91	4.2
SR12	20/10/2014 5:06	27.85	69.5	4.55	5.3	SR12	20/10/2014 11:06	27.85	74.1	4.85	6.0	SR12	20/10/2014 17:06	27.89	75.8	4.96	5.9	SR12	20/10/2014 23:06	27.83	79.0	5.18	5.0
SR12	20/10/2014 5:11	27.85	69.9	4.58	7.4	SR12	20/10/2014 11:11	27.85	73.7	4.83	5.9	SR12	20/10/2014 17:11	27.88	75.6	4.95	5.8	SR12	20/10/2014 23:11	27.83	78.1	5.12	4.5
SR12	20/10/2014 5:16	27.82	70.4	4.61	4.9	SR12	20/10/2014 11:16	27.86	75.4	4.94	5.5	SR12	20/10/2014 17:16	27.89	75.0	4.91	5.8	SR12	20/10/2014 23:16	27.83	76.9	5.05	4.0
SR12	20/10/2014 5:21	27.84	69.5	4.56	5.0	SR12						SR12	20/10/2014 17:21	27.88	75.1	4.92	5.6	SR12	20/10/2014 23:21	27.83	77.5	5.08	4.6
SR12	20/10/2014 5:26	27.84	69.9	4.58	5.6	SR12						SR12	20/10/2014 17:26	27.88	74.6	4.88	5.4	SR12	20/10/2014 23:26	27.83	77.4	5.08	4.8
SR12	20/10/2014 5:31	27.85	69.2	4.53	5.5	SR12						SR12	20/10/2014 17:31	27.88	74.3	4.87	5.7	SR12	20/10/2014 23:31	27.83	79.6	5.22	4.9
SR12	20/10/2014 5:36	27.85	69.4	4.55	6.3	SR12						SR12	20/10/2014 17:36	27.88	73.9	4.84	6.7	SR12	20/10/2014 23:36	27.83	78.5	5.15	5.3
SR12	20/10/2014 5:41	27.85	68.9	4.51	5.2	SR12						SR12	20/10/2014 17:41	27.87	73.7	4.83	6.1	SR12	20/10/2014 23:41	27.83	79.3	5.20	4.8
SR12	20/10/2014 5:46	27.85	70.2	4.60	6.1	SR12						SR12	20/10/2014 17:46	27.88	73.1	4.79	6.8	SR12	20/10/2014 23:46	27.84	79.8	5.23	5.1
SR12	20/10/2014 5:51	27.85	69.3	4.54	6.3	SR12						SR12	20/10/2014 17:51	27.88	73.7	4.83	6.4	SR12	20/10/2014 23:51	27.83	79.6	5.22	5.2
SR12	20/10/2014 5:56	27.85	68.1	4.46	5.4	SR12	20/10/2014 11:56	27.87	79.3	5.20	4.5	SR12	20/10/2014 17:56	27.89	72.7	4.76	5.8	SR12	20/10/2014 23:56	27.83	79.7	5.23	4.9

Station	Timestamp	Temp (° C)	DO (%)	DO (mg/L)	Tur (NTU)	Station	Timestamp	Temp (° C)	DO (%)	DO (mg/L)	Tur (NTU)	Station	Timestamp	Temp (° C)	DO (%)	DO (mg/L)	Tur (NTU)	Station	Timestamp	Temp (°C)	DO (%)	DO (mg/L)	Tur (NTU)
SR13	20/10/2014 0:00	27.91	68.7	**4.54**	2.0	SR13	20/10/2014 6:00	27.78	70.4	**4.66**	2.0	SR13	20/10/2014 12:00	27.82	70.8	**4.68**	2.3	SR13	20/10/2014 18:00	27.94	72.3	**4.78**	1.3
SR13	20/10/2014 0:05	27.90	68.7	**4.54**	2.1	SR13	20/10/2014 6:05	27.77	70.6	**4.68**	2.5	SR13	20/10/2014 12:05	27.82	71.2	**4.71**	2.9	SR13	20/10/2014 18:05	27.94	72.9	**4.82**	1.7
SR13	20/10/2014 0:10	27.90	68.4	**4.52**	2.0	SR13	20/10/2014 6:10	27.77	70.2	**4.65**	2.0	SR13	20/10/2014 12:10	27.82	71.1	**4.70**	2.4	SR13	20/10/2014 18:10	27.94	73.3	**4.85**	1.1
SR13	20/10/2014 0:15	27.91	68.4	**4.52**	2.2	SR13	20/10/2014 6:15	27.77	70.2	**4.65**	1.6	SR13	20/10/2014 12:15	27.81	70.3	**4.65**	1.8	SR13	20/10/2014 18:15	27.95	73.6	**4.86**	1.4
SR13	20/10/2014 0:20	27.90	68.5	**4.52**	2.1	SR13	20/10/2014 6:20	27.78	70.2	**4.65**	2.1	SR13	20/10/2014 12:20	27.80	69.6	**4.61**	2.2	SR13	20/10/2014 18:20	27.96	73.9	**4.88**	1.2
SR13	20/10/2014 0:25	27.90	68.3	**4.51**	2.7	SR13	20/10/2014 6:25	27.77	70.2	**4.64**	1.5	SR13	20/10/2014 12:25	27.79	67.5	**4.48**	2.8	SR13	20/10/2014 18:25	27.96	73.7	**4.87**	1.2
SR13	20/10/2014 0:30	27.90	67.8	**4.48**	1.8	SR13	20/10/2014 6:30	27.78	70.7	**4.68**	1.6	SR13	20/10/2014 12:30	27.80	68.3	**4.53**	3.6	SR13	20/10/2014 18:30	27.96	73.8	**4.87**	1.4
SR13	20/10/2014 0:35	27.90	66.9	**4.42**	1.4	SR13	20/10/2014 6:35	27.77	70.9	**4.70**	2.4	SR13	20/10/2014 12:35	27.84	69.4	**4.60**	1.7	SR13	20/10/2014 18:35	27.93	74.9	**4.95**	2.4
SR13	20/10/2014 0:40	27.89	67.1	**4.44**	1.5	SR13	20/10/2014 6:40	27.78	70.5	**4.67**	2.7	SR13	20/10/2014 12:40	27.83	69.1	**4.57**	2.6	SR13	20/10/2014 18:40	27.92	75.4	**4.98**	2.9
SR13	20/10/2014 0:45	27.89	67.4	**4.46**	2.3	SR13	20/10/2014 6:45	27.77	70.6	**4.67**	2.2	SR13	20/10/2014 12:45	27.85	69.9	**4.62**	3.7	SR13	20/10/2014 18:45	27.93	75.1	**4.96**	4.5
SR13	20/10/2014 0:50	27.89	68.5	**4.52**	2.4	SR13	20/10/2014 6:50	27.78	70.4	**4.66**	3.1	SR13	20/10/2014 12:50	27.83	68.7	**4.55**	2.6	SR13	20/10/2014 18:50	27.93	75.0	**4.96**	3.0
SR13	20/10/2014 0:55	27.89	68.8	**4.54**	2.4	SR13	20/10/2014 6:55	27.78	70.0	**4.64**	1.9	SR13	20/10/2014 12:55	27.84	69.2	**4.58**	2.8	SR13	20/10/2014 18:55	27.92	74.6	**4.93**	2.9
SR13	20/10/2014 1:00	27.90	68.3	**4.51**	2.3	SR13	20/10/2014 7:00	27.77	70.0	**4.64**	1.8	SR13	20/10/2014 13:00	27.83	68.3	**4.53**	3.2	SR13	20/10/2014 19:00	27.92	74.0	**4.89**	2.5
SR13	20/10/2014 1:05	27.90	68.2	**4.51**	2.2	SR13	20/10/2014 7:05	27.78	69.7	**4.61**	1.7	SR13	20/10/2014 13:05	27.82	68.0	**4.51**	3.5	SR13	20/10/2014 19:05	27.92	73.7	**4.87**	2.8
SR13	20/10/2014 1:10	27.89	68.3	**4.51**	2.3	SR13	20/10/2014 7:10	27.78	70.2	**4.65**	1.7	SR13	20/10/2014 13:10	27.83	69.1	**4.57**	2.3	SR13	20/10/2014 19:10	27.92	73.5	**4.86**	2.1
SR13	20/10/2014 1:15	27.89	68.0	**4.49**	2.2	SR13	20/10/2014 7:15	27.78	70.3	**4.65**	1.8	SR13	20/10/2014 13:15	27.84	69.4	**4.59**	2.8	SR13	20/10/2014 19:15	27.92	73.8	**4.88**	3.4
SR13	20/10/2014 1:20	27.89	67.5	**4.46**	1.8	SR13	20/10/2014 7:20	27.78	70.1	**4.64**	2.2	SR13	20/10/2014 13:20	27.85	70.3	**4.65**	3.8	SR13	20/10/2014 19:20	27.92	74.2	**4.91**	2.6
SR13	20/10/2014 1:25	27.89	67.2	**4.44**	1.5	SR13	20/10/2014 7:25	27.78	69.5	**4.60**	1.4	SR13	20/10/2014 13:25	27.83	68.9	**4.56**	3.4	SR13	20/10/2014 19:25	27.92	73.4	**4.85**	2.4
SR13	20/10/2014 1:30	27.89	67.3	**4.44**	1.5	SR13	20/10/2014 7:30	27.78	70.0	**4.64**	1.7	SR13	20/10/2014 13:30	27.83	68.9	**4.57**	4.6	SR13	20/10/2014 19:30	27.92	73.6	**4.87**	2.8
SR13	20/10/2014 1:35	27.88	68.1	**4.50**	1.5	SR13	20/10/2014 7:35	27.77	70.1	**4.64**	2.6	SR13	20/10/2014 13:35	27.84	69.3	**4.59**	2.9	SR13	20/10/2014 19:35	27.92	73.2	**4.84**	1.9
SR13	20/10/2014 1:40	27.85	69.4	**4.59**	2.0	SR13	20/10/2014 7:40	27.78	70.1	**4.64**	1.6	SR13	20/10/2014 13:40	27.84	69.0	**4.57**	3.9	SR13	20/10/2014 19:40	27.92	73.2	**4.84**	2.6
SR13	20/10/2014 1:45	27.85	69.6	**4.60**	2.4	SR13	20/10/2014 7:45	27.78	69.9	**4.63**	1.6	SR13	20/10/2014 13:45	27.84	68.7	**4.55**	2.5	SR13	20/10/2014 19:45	27.91	73.7	**4.87**	2.5
SR13	20/10/2014 1:50	27.85	70.4	**4.65**	2.6	SR13	20/10/2014 7:50	27.78	70.0	**4.64**	2.1	SR13	20/10/2014 13:50	27.84	69.0	**4.57**	2.3	SR13	20/10/2014 19:50	27.91	73.6	**4.87**	1.8
SR13	20/10/2014 1:55	27.85	68.7	**4.54**	1.6	SR13	20/10/2014 7:55	27.78	69.9	**4.63**	2.1	SR13	20/10/2014 13:55	27.84	68.7	**4.55**	2.0	SR13	20/10/2014 19:55	27.91	73.2	**4.84**	2.3
SR13	20/10/2014 2:00	27.85	68.1	**4.50**	2.2	SR13	20/10/2014 8:00	27.77	69.7	**4.61**	1.6	SR13	20/10/2014 14:00	27.84	68.6	**4.55**	1.8	SR13	20/10/2014 20:00	27.91	73.1	**4.83**	2.2
SR13	20/10/2014 2:05	27.85	70.0	**4.63**	3.0	SR13	20/10/2014 8:05	27.77	70.0	**4.64**	2.0	SR13	20/10/2014 14:05	27.87	69.2	**4.58**	1.8	SR13	20/10/2014 20:05	27.91	72.3	**4.78**	2.9
SR13	20/10/2014 2:10	27.85	69.4	**4.58**	2.6	SR13	20/10/2014 8:10	27.78	70.1	**4.64**	1.7	SR13	20/10/2014 14:10	27.87	68.8	**4.56**	1.1	SR13	20/10/2014 20:10	27.89	72.8	**4.81**	4.2
SR13	20/10/2014 2:15	27.85	68.9	**4.55**	2.1	SR13	20/10/2014 8:15	27.77	69.0	**4.57**	1.5	SR13	20/10/2014 14:15	27.88	69.9	**4.62**	1.9	SR13	20/10/2014 20:15	27.88	71.9	**4.75**	3.7
SR13	20/10/2014 2:20	27.85	68.0	**4.50**	2.2	SR13	20/10/2014 8:20	27.78	68.6	**4.54**	1.1	SR13	20/10/2014 14:20	27.89	69.5	**4.60**	1.4	SR13	20/10/2014 20:20	27.89	72.0	**4.76**	3.5
SR13	20/10/2014 2:25	27.85	69.1	**4.57**	2.3	SR13	20/10/2014 8:25	27.77	68.9	**4.56**	1.5	SR13	20/10/2014 14:25	27.94	70.9	**4.68**	1.6	SR13	20/10/2014 20:25	27.87	71.4	**4.72**	3.7
SR13	20/10/2014 2:30	27.84	68.6	**4.54**	2.7	SR13	20/10/2014 8:30	27.78	69.6	**4.61**	1.9	SR13	20/10/2014 14:30	27.90	70.0	**4.63**	1.4	SR13	20/10/2014 20:30	27.86	71.1	**4.70**	3.0
SR13	20/10/2014 2:35	27.84	68.8	**4.55**	2.8	SR13	20/10/2014 8:35	27.76	69.6	**4.61**	1.6	SR13	20/10/2014 14:35	27.92	71.4	**4.72**	1.4	SR13	20/10/2014 20:35	27.86	71.1	**4.70**	3.1
SR13	20/10/2014 2:40	27.84	69.3	**4.58**	2.8	SR13	20/10/2014 8:40	27.77	68.9	**4.56**	1.9	SR13	20/10/2014 14:40	27.94	74.3	**4.91**	1.2	SR13	20/10/2014 20:40	27.86	71.2	**4.71**	3.3
SR13	20/10/2014 2:45	27.84	68.8	**4.55**	2.9	SR13	20/10/2014 8:45	27.77	69.5	**4.60**	1.5	SR13	20/10/2014 14:45	27.95	75.6	**5.00**	1.6	SR13	20/10/2014 20:45	27.86	70.5	**4.66**	2.3
SR13	20/10/2014 2:50	27.85	68.6	**4.53**	3.0	SR13	20/10/2014 8:50	27.77	69.0	**4.57**	1.7	SR13	20/10/2014 14:50	27.95	75.8	**5.01**	1.6	SR13	20/10/2014 20:50	27.86	70.9	**4.69**	3.1
SR13	20/10/2014 2:55	27.85	69.0	**4.56**	3.0	SR13	20/10/2014 8:55	27.77	69.3	**4.59**	1.8	SR13	20/10/2014 14:55	27.95	75.7	**5.00**	1.5	SR13	20/10/2014 20:55	27.88	71.4	**4.72**	2.7
SR13	20/10/2014 3:00	27.84	68.1	**4.50**	1.8	SR13	20/10/2014 9:00	27.78	68.7	**4.55**	1.2	SR13	20/10/2014 15:00	27.94	75.0	**4.96**	2.2	SR13	20/10/2014 21:00	27.87	71.8	**4.75**	2.6
SR13	20/10/2014 3:05	27.82	71.3	**4.72**	3.6	SR13	20/10/2014 9:05	27.77	70.0	**4.63**	2.7	SR13	20/10/2014 15:05	27.94	74.4	**4.92**	2.8	SR13	20/10/2014 21:05	27.85	71.6	**4.74**	2.3
SR13	20/10/2014 3:10	27.83	70.7	**4.67**	5.2	SR13	20/10/2014 9:10	27.77	70.5	**4.67**	3.5	SR13	20/10/2014 15:10	27.95	75.4	**4.98**	2.1	SR13	20/10/2014 21:10	27.86	71.1	**4.70**	2.0
SR13	20/10/2014 3:15	27.82	70.8	**4.68**	5.4	SR13	20/10/2014 9:15	27.77	70.3	**4.66**	3.7	SR13	20/10/2014 15:15	27.94	74.0	**4.89**	1.5	SR13	20/10/2014 21:15	27.87	70.6	**4.67**	2.0
SR13	20/10/2014 3:20	27.83	69.8	**4.62**	3.8	SR13	20/10/2014 9:20	27.77	70.9	**4.70**	3.7	SR13	20/10/2014 15:20	27.95	73.9	**4.88**	1.7	SR13	20/10/2014 21:20	27.87	70.5	**4.67**	2.3
SR13	20/10/2014 3:25	27.82	70.2	**4.64**	5.3	SR13	20/10/2014 9:25	27.77	70.9	**4.69**	3.6	SR13	20/10/2014 15:25	27.98	75.3	**4.97**	1.8	SR13	20/10/2014 21:25	27.86	71.4	**4.73**	2.7
SR13	20/10/2014 3:30	27.81	69.9	**4.62**	2.8	SR13	20/10/2014 9:30	27.77	70.7	**4.68**	4.4	SR13	20/10/2014 15:30	27.97	75.5	**4.99**	2.6	SR13	20/10/2014 21:30	27.86	71.6	**4.74**	2.6
SR13	20/10/2014 3:35	27.81	70.4	**4.65**	3.3	SR13	20/10/2014 9:35	27.77	70.4	**4.66**	3.3	SR13	20/10/2014 15:35	27.99	75.9	**5.01**	2.1	SR13	20/10/2014 21:35	27.86	70.4	**4.66**	1.7
SR13	20/10/2014 3:40	27.81	70.3	**4.65**	3.0	SR13	20/10/2014 9:40	27.77	70.0	**4.63**	2.9	SR13	20/10/2014 15:40	27.99	75.9	**5.01**	2.6	SR13	20/10/2014 21:40	27.85	71.0	**4.70**	2.5
SR13	20/10/2014 3:45	27.81	70.2	**4.64**	3.6	SR13	20/10/2014 9:45	27.77	69.8	**4.62**	2.3	SR13						SR13	20/10/2014 21:45	27.84	71.6	**4.74**	2.5
SR13	20/10/2014 3:50	27.82	69.2	**4.58**	3.3	SR13	20/10/2014 9:50	27.78	69.8	**4.62**	2.3	SR13						SR13	20/10/2014 21:50	27.84	71.2	**4.71**	3.1
SR13	20/10/2014 3:55	27.82	70.2	**4.64**	3.1	SR13	20/10/2014 9:55	27.78	71.2	**4.71**	2.3	SR13						SR13	20/10/2014 21:55	27.84	70.9	**4.69**	2.2
SR13	20/10/2014 4:00	27.82	68.8	**4.55**	2.6	SR13	20/10/2014 10:00	27.79	71.0	**4.70**	1.6	SR13						SR13	20/10/2014 22:00	27.84	71.0	**4.70**	3.0
SR13	20/10/2014 4:05	27.81	68.7	**4.54**	1.9	SR13	20/10/2014 10:05	27.79	71.2	**4.71**	2.3	SR13						SR13	20/10/2014 22:05	27.84	70.7	**4.68**	2.9
SR13	20/10/2014 4:10	27.81	68.4	**4.52**	1.7	SR13	20/10/2014 10:10	27.79	69.7	**4.61**	1.6	SR13	20/10/2014 16:10	27.98	75.3	**4.97**	2.0	SR13	20/10/2014 22:10	27.84	70.6	**4.67**	2.9
SR13	20/10/2014 4:15	27.81	69.0	**4.57**	1.8	SR13	20/10/2014 10:15	27.78	70.0	**4.63**	1.9	SR13	20/10/2014 16:15	27.98	75.3	**4.97**	2.3	SR13	20/10/2014 22:15	27.84	69.9	**4.62**	2.0
SR13	20/10/2014 4:20	27.81	69.4	**4.59**	2.8	SR13	20/10/2014 10:20	27.79	70.5	**4.66**	1.8	SR13	20/10/2014 16:20	27.98	75.0	**4.95**	1.9	SR13	20/10/2014 22:20	27.84	70.1	**4.64**	1.8
SR13	20/10/2014 4:25	27.80	73.5	**4.86**	4.8	SR13	20/10/2014 10:25	27.79	70.3	**4.65**	1.6	SR13	20/10/2014 16:25	27.98	75.0	**4.95**	2.0	SR13	20/10/2014 22:25	27.85	70.0	**4.63**	2.1
SR13	20/10/2014 4:30	27.80	71.6	**4.73**	2.9	SR13	20/10/2014 10:30	27.79	70.6	**4.67**	1.7	SR13	20/10/2014 16:30	27.98	74.7	**4.93**	2.3	SR13	20/10/2014 22:30	27.84	70.5	**4.66**	2.1
SR13	20/10/2014 4:35	27.79	72.0	**4.76**	8.2	SR13	20/10/2014 10:35	27.79	69.9	**4.62**	2.6	SR13	20/10/2014 16:35	27.98	75.3	**4.98**	1.6	SR13	20/10/2014 22:35	27.84	70.0	**4.63**	2.0
SR13	20/10/2014 4:40	27.79	71.2	**4.71**	4.6	SR13	20/10/2014 10:40	27.79	69.7	**4.62**	1.7	SR13	20/10/2014 16:40	27.98	74.3	**4.91**	1.4	SR13	20/10/2014 22:40	27.84	71.1	**4.70**	2.8
SR13	20/10/2014 4:45	27.79	71.6	**4.74**	5.0	SR13	20/10/2014 10:45	27.79	70.0	**4.63**	2.3	SR13	20/10/2014 16:45	27.95	75.0	**4.95**	3.8	SR13	20/10/2014 22:45	27.83	70.4	**4.66**	2.5
SR13	20/10/2014 4:50	27.79	71.3	**4.72**	5.0	SR13	20/10/2014 10:50	27.79	69.7	**4.61**	2.3	SR13	20/10/2014 16:50	27.95	74.8	**4.94**	2.9	SR13	20/10/2014 22:50	27.83	70.5	**4.67**	2.6
SR13	20/10/2014 4:55	27.79	70.9	**4.69**	6.1	SR13	20/10/2014 10:55	27.79	69.2	**4.58**	1.8	SR13	20/10/2014 16:55	27.94	74.8	**4.94**	2.7	SR13	20/10/2014 22:55	27.82	70.4	**4.66**	2.8
SR13	20/10/2014 5:00	27.80	70.8	**4.69**	6.0	SR13	20/10/2014 11:00	27.80	70.1	**4.64**	1.9	SR13	20/10/2014 17:00	27.95	74.2	**4.90**	2.0	SR13	20/10/2014 23:00	27.82	70.1	**4.64**	3.5
SR13	20/10/2014 5:05	27.79	71.9	**4.76**	5.7	SR13	20/10/2014 11:05	27.79	70.8	**4.69**	3.2	SR13	20/10/2014 17:05	27.94	73.5	**4.85**	1.8	SR13	20/10/2014 23:05	27.82	70.2	**4.65**	2.1
SR13	20/10/2014 5:10	27.79	71.1	**4.70**	5.6	SR13	20/10/2014 11:10	27.79	71.0	**4.70**	3.5	SR13	20/10/2014 17:10	27.95	73.7	**4.87**	2.5	SR13	20/10/2014 23:10	27.83	70.2	**4.64**	2.4
SR13	20/10/2014 5:15	27.79	70.9	**4.69**	5.1	SR13	20/10/2014 11:15	27.78	67.9	**4.50**	2.8	SR13	20/10/2014 17:15	27.94	74.3	**4.91**	2.6	SR13	20/10/2014 23:15	27.83	70.2	**4.64**	2.1
SR13	20/10/2014 5:20	27.79	70.4	**4.66**	4.3	SR13	20/10/2014 11:20	27.79	69.0	**4.57**	2.2	SR13	20/10/2014 17:20	27.94	73.8	**4.88**	2.8	SR13	20/10/2014 23:20	27.82	69.9	**4.63**	2.0
SR13	20/10/2014 5:25	27.79	71.9	**4.76**	7.3	SR13	20/10/2014 11:25	27.78	68.5	**4.54**	2.3	SR13	20/10/2014 17:25	27.94	74.5	**4.92**	4.0	SR13	20/10/2014 23:25	27.82	70.5	**4.67**	3.1
SR13	20/10/2014 5:30	27.79	70.9	**4.69**	6.3	SR13	20/10/2014 11:30	27.79	69.8	**4.62**	2.3	SR13	20/10/2014 17:30	27.94	73.3	**4.84**	3.6	SR13	20/10/2014 23:30	27.82	70.1	**4.64**	2.5
SR13	20/10/2014 5:35	27.79	70.5	**4.67**	6.0	SR13	20/10/2014 11:35	27.79	68.8	**4.55**	2.6	SR13	20/10/2014 17:35	27.94	73.0	**4.83**	2.2	SR13	20/10/2014 23:35	27.82	69.8	**4.62**	1.8
SR13	20/10/2014 5:40	27.79	70.9	**4.70**	4.8	SR13	20/10/2014 11:40	27.79	69.6	**4.60**	2.8	SR13	20/10/2014 17:40	27.94	72.8	**4.81**	2.3	SR13	20/10/2014 23:40	27.82	70.8	**4.68**	3.0
SR13	20/10/2014 5:45	27.78	70.7	**4.68**	4.4	SR13	20/10/2014 11:45	27.80	70.2	**4.64**	2.7	SR13	20/10/2014 17:45	27.93	72.7	**4.81**	2.6	SR13	20/10/2014 23:45	27.82	70.3	**4.65**	2.2
SR13	20/10/2014 5:50	27.79	70.4	**4.66**	3.6	SR13	20/10/2014 11:50	27.80	70.2	**4.64**	2.5	SR13	20/10/2014 17:50	27.94	72.6	**4.80**	1.9	SR13	20/10/2014 23:50	27.82	68.6	**4.54**	1.3
SR13	20/10/2014 5:55	27.78	70.5	**4.67**	3.7	SR13	20/10/2014 11:55	27.81	70.2	**4.65**	2.1	SR13	20/10/2014 17:55	27.94	72.9	**4.82**	2.3	SR13	20/10/2014 23:55	27.83	68.8	**4.56**	1.6

Station	Timestamp	NH_3 (mg/L)				Station	Timestamp	NH_3 (mg/L)			
SR4	20/10/2014 0:17	0.06				SR12	20/10/2014 0:17	0.09			
SR4	20/10/2014 0:37	0.07				SR12	20/10/2014 0:37	0.08			
SR4	20/10/2014 0:57	0.07				SR12	20/10/2014 0:57	0.08			
SR4	20/10/2014 1:17	0.07				SR12	20/10/2014 1:17	0.08			
SR4	20/10/2014 1:37	0.08				SR12	20/10/2014 1:37	0.09			
SR4	20/10/2014 1:57	0.06				SR12	20/10/2014 1:57	0.07			
SR4	20/10/2014 2:17	0.06				SR12	20/10/2014 2:17	0.07			
SR4	20/10/2014 2:37	0.06				SR12	20/10/2014 2:37	0.08			
SR4	20/10/2014 2:57	0.06				SR12	20/10/2014 2:57	0.07			
SR4	20/10/2014 3:17	0.07				SR12	20/10/2014 3:17	0.07			
SR4	20/10/2014 3:37	0.08				SR12	20/10/2014 3:37	0.06			
SR4	20/10/2014 3:57	0.07				SR12	20/10/2014 3:57	0.07			
SR4	20/10/2014 4:17	0.07				SR12	20/10/2014 4:17	0.06			
SR4	20/10/2014 4:37	0.08				SR12	20/10/2014 4:37	0.07			
SR4	20/10/2014 4:57	0.07				SR12	20/10/2014 4:57	0.08			
SR4	20/10/2014 5:17	0.05				SR12	20/10/2014 5:17	0.09			
SR4	20/10/2014 5:37	0.06				SR12	20/10/2014 5:37	0.06			
SR4	20/10/2014 5:57	0.06				SR12	20/10/2014 5:57	0.08			
SR4						SR12					
SR4	20/10/2014 6:37	0.07				SR12	20/10/2014 6:37	0.07			
SR4	20/10/2014 6:57	0.06				SR12	20/10/2014 6:57	0.08			
SR4	20/10/2014 7:17	0.07				SR12	20/10/2014 7:17	0.09			
SR4	20/10/2014 7:37	0.06				SR12	20/10/2014 7:37	0.08			
SR4	20/10/2014 7:57	0.06				SR12	20/10/2014 7:57	0.08			
SR4	20/10/2014 8:17	0.07				SR12	20/10/2014 8:17	0.06			
SR4	20/10/2014 8:37	0.07				SR12	20/10/2014 8:37	0.06			
SR4	20/10/2014 8:57	0.06				SR12	20/10/2014 8:57	0.06			
SR4	20/10/2014 9:17	0.05				SR12	20/10/2014 9:17	0.07			
SR4	20/10/2014 9:37	0.06				SR12	20/10/2014 9:37	0.08			
SR4						SR12	20/10/2014 9:57	0.09			
SR4						SR12	20/10/2014 10:17	0.06			
SR4						SR12	20/10/2014 10:37	0.08			
SR4						SR12	20/10/2014 10:57	0.07			
SR4	20/10/2014 11:17	0.05				SR12					
SR4	20/10/2014 11:37	0.06				SR12					
SR4	20/10/2014 11:57	0.06				SR12					
SR4	20/10/2014 12:17	0.05				SR12					
SR4	20/10/2014 12:37	0.06				SR12					
SR4	20/10/2014 12:57	0.06				SR12					
SR4	20/10/2014 13:17	0.05				SR12	20/10/2014 13:17	0.06			
SR4	20/10/2014 13:37	0.06				SR12	20/10/2014 13:37	0.07			
SR4	20/10/2014 13:57	0.06				SR12	20/10/2014 13:57	0.08			
SR4	20/10/2014 14:17	0.06				SR12	20/10/2014 14:17	0.08			
SR4	20/10/2014 14:37	0.05				SR12	20/10/2014 14:37	0.09			
SR4	20/10/2014 14:57	0.06				SR12	20/10/2014 14:57	0.09			
SR4	20/10/2014 15:17	0.04				SR12	20/10/2014 15:17	0.09			
SR4	20/10/2014 15:37	0.06				SR12	20/10/2014 15:37	0.09			
SR4	20/10/2014 15:57	0.07				SR12	20/10/2014 15:57	0.08			
SR4	20/10/2014 16:17	0.07				SR12	20/10/2014 16:17	0.08			
SR4	20/10/2014 16:37	0.06				SR12	20/10/2014 16:37	0.08			
SR4	20/10/2014 16:57	0.06				SR12	20/10/2014 16:57	0.09			
SR4	20/10/2014 17:17	0.05				SR12	20/10/2014 17:17	0.07			
SR4	20/10/2014 17:37	0.07				SR12	20/10/2014 17:37	0.07			
SR4	20/10/2014 17:57	0.07				SR12	20/10/2014 17:57	0.08			
SR4	20/10/2014 18:17	0.08				SR12	20/10/2014 18:17	0.07			
SR4	20/10/2014 18:37	0.07				SR12	20/10/2014 18:37	0.07			
SR4	20/10/2014 18:57	0.05				SR12	20/10/2014 18:57	0.07			
SR4	20/10/2014 19:17	0.06				SR12	20/10/2014 19:17	0.07			
SR4	20/10/2014 19:37	0.06				SR12	20/10/2014 19:37	0.06			
SR4	20/10/2014 19:57	0.07				SR12	20/10/2014 19:57	0.06			
SR4	20/10/2014 20:17	0.06				SR12	20/10/2014 20:17	0.07			
SR4	20/10/2014 20:37	0.07				SR12	20/10/2014 20:37	0.06			
SR4	20/10/2014 20:57	0.07				SR12	20/10/2014 20:57	0.08			
SR4	20/10/2014 21:17	0.06				SR12	20/10/2014 21:17	0.07			
SR4	20/10/2014 21:37	0.06				SR12	20/10/2014 21:37	0.07			
SR4	20/10/2014 21:57	0.06				SR12	20/10/2014 21:57	0.06			
SR4	20/10/2014 22:17	0.06				SR12	20/10/2014 22:17	0.06			
SR4	20/10/2014 22:37	0.06				SR12	20/10/2014 22:37	0.06			
SR4	20/10/2014 22:57	0.06				SR12	20/10/2014 22:57	0.06			
SR4	20/10/2014 23:17	0.06				SR12	20/10/2014 23:17	0.06			
SR4	20/10/2014 23:37	0.06				SR12	20/10/2014 23:37	0.08			
SR4	20/10/2014 23:57	0.06				SR12	20/10/2014 23:57	0.08			

Remark: Fonts with underline: Action Level Exceedance
Fonts with bold and underline: Limit Level Exceedance
Automatic Instrument calibration of NH3-N monitor was carried out during 5:57-6:37 at SR4 and SR12.
SR4 monitoring station was under maintenance during 10:01-10:56.
SR12 monitoring station was under maintenance during 11:16-11:56.
SR13 monitoring station was under maintenance during 15:40-16:10.

Station	Timestamp	Temp (° C)	DO (%)	DO (mg/L)	Tur (NTU)	Station	Timestamp	Temp (° C)	DO (%)	DO (mg/L)	Tur (NTU)	Station	Timestamp	Temp (° C)	DO (%)	DO (mg/L)	Tur (NTU)	Station	Timestamp	Temp (°C)	DO (%)	DO (mg/L)	Tur (NTU)
SR4	21/10/2014 0:01	27.82	80.7	5.32	0.3	SR4	21/10/2014 6:01	27.73	81.8	5.40	1.8	SR4	21/10/2014 12:01	27.94	90.7	5.97	1.8	SR4	21/10/2014 18:01	27.93	89.9	5.92	7.2
SR4	21/10/2014 0:06	27.83	82.7	5.45	0.5	SR4	21/10/2014 6:06	27.73	81.8	5.40	2.1	SR4	21/10/2014 12:06	27.96	90.8	5.98	1.1	SR4	21/10/2014 18:06	27.93	89.6	5.91	6.8
SR4	21/10/2014 0:11	27.83	83.0	5.47	0.6	SR4	21/10/2014 6:11	27.73	82.5	5.44	1.9	SR4	21/10/2014 12:11	27.95	90.9	5.99	1.7	SR4	21/10/2014 18:11	27.92	89.5	5.90	5.6
SR4	21/10/2014 0:16	27.83	82.8	5.46	0.5	SR4	21/10/2014 6:16	27.73	81.9	5.40	1.7	SR4	21/10/2014 12:16	27.93	90.9	5.99	3.7	SR4	21/10/2014 18:16	27.92	87.7	5.78	5.6
SR4	21/10/2014 0:21	27.83	82.8	5.46	0.5	SR4	21/10/2014 6:21	27.72	81.2	5.36	1.4	SR4	21/10/2014 12:21	27.91	92.0	6.06	2.2	SR4	21/10/2014 18:21	27.93	87.5	5.76	5.8
SR4	21/10/2014 0:26	27.84	83.3	5.49	0.5	SR4	21/10/2014 6:26	27.73	82.1	5.42	2.1	SR4	21/10/2014 12:26	27.87	92.6	6.11	1.8	SR4	21/10/2014 18:26	27.93	86.8	5.72	6.1
SR4	21/10/2014 0:31	27.84	81.8	5.39	0.3	SR4	21/10/2014 6:31	27.72	81.1	5.35	2.7	SR4	21/10/2014 12:31	27.88	92.6	6.11	1.6	SR4	21/10/2014 18:31	27.92	86.3	5.68	7.6
SR4	21/10/2014 0:36	27.83	82.2	5.42	0.3	SR4	21/10/2014 6:36	27.72	82.1	5.42	3.2	SR4	21/10/2014 12:36	27.89	92.5	6.10	2.8	SR4	21/10/2014 18:36	27.92	86.4	5.69	8.1
SR4	21/10/2014 0:41	27.83	82.4	5.43	0.7	SR4	21/10/2014 6:41	27.72	81.5	5.38	2.3	SR4	21/10/2014 12:41	27.88	92.4	6.09	2.7	SR4	21/10/2014 18:41	27.91	87.2	5.74	8.4
SR4	21/10/2014 0:46	27.83	83.0	5.47	1.1	SR4	21/10/2014 6:46	27.72	81.0	5.35	2.1	SR4	21/10/2014 12:46	27.90	92.2	6.08	2.0	SR4	21/10/2014 18:46	27.91	86.8	5.72	7.8
SR4	21/10/2014 0:51	27.83	83.2	5.49	1.0	SR4	21/10/2014 6:51	27.72	81.1	5.35	2.5	SR4	21/10/2014 12:51	27.98	94.4	6.22	1.7	SR4	21/10/2014 18:51	27.91	86.4	5.69	7.3
SR4	21/10/2014 0:56	27.83	81.8	5.39	1.1	SR4	21/10/2014 6:56	27.72	81.2	5.36	3.1	SR4	21/10/2014 12:56	27.96	94.1	6.20	1.3	SR4	21/10/2014 18:56	27.91	86.6	5.70	6.1
SR4	21/10/2014 1:01	27.84	81.8	5.39	0.7	SR4	21/10/2014 7:01	27.72	80.5	5.32	3.2	SR4	21/10/2014 13:01	27.99	94.7	6.23	3.4	SR4	21/10/2014 19:01	27.91	86.1	5.67	6.1
SR4	21/10/2014 1:06	27.85	83.6	5.51	0.8	SR4	21/10/2014 7:06	27.71	80.4	5.31	2.9	SR4	21/10/2014 13:06	28.00	93.6	6.16	0.8	SR4	21/10/2014 19:06	27.91	86.3	5.69	7.2
SR4	21/10/2014 1:11	27.85	82.0	5.41	1.1	SR4	21/10/2014 7:11	27.72	80.1	5.29	2.2	SR4	21/10/2014 13:11	28.01	92.6	6.10	1.5	SR4	21/10/2014 19:11	27.91	86.8	5.72	7.8
SR4	21/10/2014 1:16	27.85	81.8	5.39	1.4	SR4	21/10/2014 7:16	27.72	80.3	5.30	3.2	SR4	21/10/2014 13:16	27.96	93.5	6.16	1.7	SR4	21/10/2014 19:16	27.90	86.4	5.69	6.5
SR4	21/10/2014 1:21	27.84	82.7	5.45	1.3	SR4	21/10/2014 7:21	27.73	79.6	5.26	2.8	SR4	21/10/2014 13:21	27.94	93.9	6.19	1.7	SR4	21/10/2014 19:21	27.90	86.5	5.70	7.1
SR4	21/10/2014 1:26	27.85	83.5	5.50	1.8	SR4	21/10/2014 7:26	27.73	79.7	5.26	3.2	SR4	21/10/2014 13:26	27.97	93.5	6.16	1.6	SR4	21/10/2014 19:26	27.90	86.2	5.68	4.9
SR4	21/10/2014 1:31	27.85	83.0	5.47	1.2	SR4	21/10/2014 7:31	27.74	79.6	5.25	3.2	SR4	21/10/2014 13:31	27.93	90.4	5.96	3.1	SR4	21/10/2014 19:31	27.90	85.8	5.65	5.4
SR4	21/10/2014 1:36	27.85	80.9	5.33	1.1	SR4	21/10/2014 7:36	27.75	80.2	5.29	3.1	SR4	21/10/2014 13:36	27.91	89.7	5.92	6.5	SR4	21/10/2014 19:36	27.90	85.4	5.63	7.3
SR4	21/10/2014 1:41	27.85	82.0	5.41	1.4	SR4	21/10/2014 7:41	27.75	79.3	5.23	2.9	SR4	21/10/2014 13:41	27.91	90.4	5.96	5.2	SR4	21/10/2014 19:41	27.89	84.7	5.58	5.5
SR4	21/10/2014 1:46	27.85	83.7	5.52	2.7	SR4	21/10/2014 7:46	27.76	79.8	5.26	3.0	SR4	21/10/2014 13:46	27.92	89.0	5.86	4.6	SR4	21/10/2014 19:46	27.89	85.1	5.60	7.3
SR4	21/10/2014 1:51	27.85	84.1	5.54	2.5	SR4	21/10/2014 7:51	27.77	80.3	5.30	2.5	SR4	21/10/2014 13:51	27.94	88.0	5.80	4.7	SR4	21/10/2014 19:51	27.88	83.9	5.53	6.1
SR4	21/10/2014 1:56	27.85	83.8	5.52	2.6	SR4	21/10/2014 7:56	27.77	80.6	5.32	5.6	SR4	21/10/2014 13:56	27.94	89.4	5.89	4.5	SR4	21/10/2014 19:56	27.88	84.1	5.54	7.2
SR4	21/10/2014 2:01	27.84	83.2	5.48	3.0	SR4	21/10/2014 8:01	27.77	80.5	5.31	2.5	SR4	21/10/2014 14:01	28.02	91.1	6.00	3.9	SR4	21/10/2014 20:01	27.88	83.7	5.51	**10.8**
SR4	21/10/2014 2:06	27.84	83.5	5.50	1.8	SR4	21/10/2014 8:06	27.77	80.2	5.29	2.6	SR4	21/10/2014 14:06	27.96	93.4	6.15	3.7	SR4	21/10/2014 20:06	27.88	84.3	5.55	6.1
SR4	21/10/2014 2:11	27.84	84.0	5.53	2.8	SR4	21/10/2014 8:11	27.78	81.0	5.34	2.4	SR4	21/10/2014 14:11	28.04	94.3	6.21	2.2	SR4	21/10/2014 20:11	27.88	84.0	5.53	6.3
SR4	21/10/2014 2:16	27.84	83.0	5.47	2.0	SR4	21/10/2014 8:16	27.78	79.7	5.25	3.1	SR4	21/10/2014 14:16	28.09	94.1	6.18	2.3	SR4	21/10/2014 20:16	27.88	83.7	5.51	5.3
SR4	21/10/2014 2:21	27.83	84.9	5.59	2.6	SR4	21/10/2014 8:21	27.78	79.8	5.26	3.1	SR4	21/10/2014 14:21	28.04	93.6	6.16	1.9	SR4	21/10/2014 20:21	27.87	86.3	5.69	3.4
SR4	21/10/2014 2:26	27.83	84.3	5.55	1.9	SR4	21/10/2014 8:26	27.78	80.2	5.29	3.2	SR4	21/10/2014 14:26	28.04	92.9	6.11	3.6	SR4	21/10/2014 20:26	27.88	86.7	5.72	3.3
SR4	21/10/2014 2:31	27.83	83.4	5.50	1.3	SR4	21/10/2014 8:31	27.79	80.6	5.31	3.2	SR4	21/10/2014 14:31	28.04	92.8	6.11	2.6	SR4	21/10/2014 20:31	27.87	87.9	5.79	2.7
SR4	21/10/2014 2:36	27.83	83.4	5.50	1.9	SR4	21/10/2014 8:36	27.79	80.5	5.31	3.5	SR4	21/10/2014 14:36	28.07	92.0	6.05	1.1	SR4	21/10/2014 20:36	27.86	88.0	5.81	3.7
SR4	21/10/2014 2:41	27.83	83.5	5.50	0.8	SR4	21/10/2014 8:41	27.79	80.8	5.33	2.4	SR4	21/10/2014 14:41	28.06	91.3	6.01	1.5	SR4	21/10/2014 20:41	27.86	89.3	5.89	2.3
SR4	21/10/2014 2:46	27.83	84.5	5.57	2.7	SR4	21/10/2014 8:46	27.79	80.3	5.29	2.2	SR4	21/10/2014 14:46	28.10	94.1	6.19	2.7	SR4	21/10/2014 20:46	27.86	88.4	5.83	1.9
SR4	21/10/2014 2:51	27.82	83.3	5.49	2.0	SR4	21/10/2014 8:51	27.80	80.5	5.31	2.4	SR4	21/10/2014 14:51	28.11	93.4	6.14	5.5	SR4	21/10/2014 20:51	27.87	88.7	5.85	1.9
SR4	21/10/2014 2:56	27.81	83.5	5.50	2.0	SR4	21/10/2014 8:56	27.79	82.8	5.46	1.7	SR4	21/10/2014 14:56	28.12	89.3	5.87	0.7	SR4	21/10/2014 20:56	27.87	88.5	5.84	2.2
SR4	21/10/2014 3:01	27.79	84.1	5.54	1.3	SR4	21/10/2014 9:01	27.78	83.6	5.51	2.6	SR4	21/10/2014 15:01	28.09	93.1	6.12	0.9	SR4	21/10/2014 21:01	27.86	88.8	5.86	2.1
SR4	21/10/2014 3:06	27.80	83.4	5.50	2.0	SR4	21/10/2014 9:06	27.79	82.9	5.46	1.7	SR4	21/10/2014 15:06	28.03	97.2	6.40	2.0	SR4	21/10/2014 21:06	27.86	89.0	5.87	2.1
SR4	21/10/2014 3:11	27.80	81.3	5.36	1.5	SR4	21/10/2014 9:11	27.79	83.5	5.50	2.2	SR4	21/10/2014 15:11	28.05	98.6	6.49	1.5	SR4	21/10/2014 21:11	27.87	90.0	5.94	2.8
SR4	21/10/2014 3:16	27.79	81.6	5.38	1.4	SR4	21/10/2014 9:16	27.79	84.2	5.55	1.5	SR4	21/10/2014 15:16	28.04	98.2	6.47	1.5	SR4	21/10/2014 21:16	27.87	88.0	5.80	1.8
SR4	21/10/2014 3:21	27.77	80.0	5.28	1.2	SR4	21/10/2014 9:21	27.79	84.0	5.54	1.2	SR4	21/10/2014 15:21	28.04	99.0	6.52	1.3	SR4	21/10/2014 21:21	27.85	88.3	5.83	1.6
SR4	21/10/2014 3:26	27.77	80.5	5.31	1.0	SR4	21/10/2014 9:26	27.79	84.1	5.54	1.9	SR4	21/10/2014 15:26	28.04	98.9	6.51	1.2	SR4	21/10/2014 21:26	27.85	89.0	5.88	1.4
SR4	21/10/2014 3:31	27.73	79.3	5.24	0.9	SR4	21/10/2014 9:31	27.79	83.6	5.51	1.7	SR4	21/10/2014 15:31	28.04	100.4	6.62	2.1	SR4	21/10/2014 21:31	27.85	88.8	5.86	1.6
SR4	21/10/2014 3:36	27.76	80.7	5.33	1.1	SR4	21/10/2014 9:36	27.79	83.3	5.49	1.5	SR4	21/10/2014 15:36	28.05	99.7	6.57	1.2	SR4	21/10/2014 21:36	27.86	88.7	5.85	1.5
SR4	21/10/2014 3:41	27.77	80.4	5.30	0.7	SR4	21/10/2014 9:41	27.79	83.0	5.47	2.1	SR4	21/10/2014 15:41	28.06	100.1	6.59	0.8	SR4	21/10/2014 21:41	27.87	87.7	5.78	2.8
SR4	21/10/2014 3:46	27.79	79.5	5.24	1.2	SR4	21/10/2014 9:46	27.79	83.0	5.47	1.4	SR4	21/10/2014 15:46	28.04	101.9	6.72	0.4	SR4	21/10/2014 21:46	27.88	87.7	5.79	2.9
SR4	21/10/2014 3:51	27.77	78.7	5.19	0.7	SR4	21/10/2014 9:51	27.79	80.3	5.29	2.2	SR4	21/10/2014 15:51	28.05	103.2	6.80	1.1	SR4	21/10/2014 21:51	27.88	89.0	5.87	2.8
SR4	21/10/2014 3:56	27.77	79.1	5.22	1.3	SR4	21/10/2014 9:56	27.79	79.8	5.26	2.5	SR4	21/10/2014 15:56	28.06	105.3	6.94	2.0	SR4	21/10/2014 21:56	27.85	87.7	5.79	1.2
SR4	21/10/2014 4:01	27.77	78.6	5.18	1.1	SR4	21/10/2014 10:01	27.79	81.2	5.35	3.3	SR4	21/10/2014 16:01	28.09	103.6	6.83	1.5	SR4	21/10/2014 22:01	27.86	87.1	5.75	1.2
SR4	21/10/2014 4:06	27.77	79.4	5.24	1.7	SR4	21/10/2014 10:06	27.80	80.7	5.32	1.3	SR4	21/10/2014 16:06	28.10	104.0	6.86	2.2	SR4	21/10/2014 22:06	27.86	87.7	5.79	1.6
SR4	21/10/2014 4:11	27.74	81.2	5.36	1.6	SR4	21/10/2014 10:11	27.81	80.1	5.28	1.6	SR4	21/10/2014 16:11	28.05	104.3	6.88	2.4	SR4	21/10/2014 22:11	27.85	88.3	5.83	1.3
SR4	21/10/2014 4:16	27.74	79.9	5.28	1.0	SR4	21/10/2014 10:16	27.86	84.2	5.55	1.4	SR4	21/10/2014 16:16	28.04	101.5	6.70	3.9	SR4	21/10/2014 22:16	27.83	87.5	5.78	0.7
SR4	21/10/2014 4:21	27.75	79.5	5.25	0.8	SR4	21/10/2014 10:21	27.83	82.4	5.43	1.5	SR4	21/10/2014 16:21	28.02	100.8	6.65	3.0	SR4	21/10/2014 22:21	27.81	83.7	5.54	0.5
SR4	21/10/2014 4:26	27.72	82.5	5.45	1.2	SR4	21/10/2014 10:26	27.82	81.5	5.37	1.0	SR4	21/10/2014 16:26	28.01	100.1	6.60	4.7	SR4	21/10/2014 22:26	27.82	89.2	5.90	0.7
SR4	21/10/2014 4:31	27.72	82.7	5.46	1.0	SR4	21/10/2014 10:31	27.83	84.3	5.56	1.4	SR4	21/10/2014 16:31	28.00	98.7	6.51	5.4	SR4	21/10/2014 22:31	27.82	89.9	5.95	0.8
SR4	21/10/2014 4:36	27.72	84.4	5.58	2.2	SR4	21/10/2014 10:36	27.86	82.0	5.40	0.2	SR4	21/10/2014 16:36	27.90	94.1	6.21	3.9	SR4	21/10/2014 22:36	27.83	90.3	5.97	0.5
SR4	21/10/2014 4:41	27.72	82.8	5.47	1.3	SR4	21/10/2014 10:41	27.87	76.9	5.07	0.3	SR4	21/10/2014 16:41	27.90	94.4	6.23	2.8	SR4	21/10/2014 22:41	27.83	90.2	5.97	0.7
SR4	21/10/2014 4:46	27.72	82.7	5.46	0.7	SR4	21/10/2014 10:46	27.82	86.4	5.70	1.6	SR4	21/10/2014 16:46	27.90	93.3	6.16	3.8	SR4	21/10/2014 22:46	27.83	90.1	5.95	1.1
SR4	21/10/2014 4:51	27.72	82.6	5.46	0.6	SR4	21/10/2014 10:51	27.81	86.7	5.72	0.5	SR4	21/10/2014 16:51	27.91	93.9	6.20	3.8	SR4	21/10/2014 22:51	27.83	90.2	5.96	2.5
SR4	21/10/2014 4:56	27.72	82.3	5.44	0.6	SR4	21/10/2014 10:56	27.81	88.4	5.83	0.9	SR4	21/10/2014 16:56	27.91	93.0	6.14	6.7	SR4	21/10/2014 22:56	27.83	91.0	6.02	0.6
SR4	21/10/2014 5:01	27.74	83.5	5.51	1.7	SR4	21/10/2014 11:01	27.85	88.9	5.86	1.3	SR4	21/10/2014 17:01	27.91	93.0	6.13	5.6	SR4	21/10/2014 23:01	27.83	92.3	6.10	1.7
SR4	21/10/2014 5:06	27.73	83.4	5.50	1.4	SR4	21/10/2014 11:06	27.87	91.2	6.01	0.2	SR4	21/10/2014 17:06	27.92	92.6	6.11	5.8	SR4	21/10/2014 23:06	27.83	90.7	6.00	0.7
SR4	21/10/2014 5:11	27.74	85.1	5.61	0.7	SR4	21/10/2014 11:11	27.84	89.0	5.87	0.4	SR4	21/10/2014 17:11	27.93	93.0	6.13	3.7	SR4	21/10/2014 23:11	27.82	92.4	6.11	1.7
SR4	21/10/2014 5:16	27.73	83.1	5.48	0.8	SR4	21/10/2014 11:16	27.85	91.4	6.03	1.1	SR4	21/10/2014 17:16	27.94	92.8	6.11	6.0	SR4	21/10/2014 23:16	27.81	91.3	6.04	0.6
SR4	21/10/2014 5:21	27.73	83.2	5.49	1.1	SR4	21/10/2014 11:21	27.85	90.7	5.98	0.2	SR4	21/10/2014 17:21	27.95	93.2	6.14	3.5	SR4	21/10/2014 23:21	27.84	91.4	6.05	0.6
SR4	21/10/2014 5:26	27.73	83.2	5.49	1.9	SR4	21/10/2014 11:26	27.83	90.2	5.95	0.5	SR4	21/10/2014 17:26	27.94	92.6	6.10	3.2	SR4	21/10/2014 23:26	27.90	93.6	6.18	0.6
SR4	21/10/2014 5:31	27.73	81.7	5.39	2.4	SR4	21/10/2014 11:31	27.83	90.9	6.00	3.5	SR4	21/10/2014 17:31	27.94	91.9	6.05	1.9	SR4	21/10/2014 23:31	27.91	93.6	6.18	0.9
SR4	21/10/2014 5:36	27.72	82.0	5.41	1.7	SR4	21/10/2014 11:36	27.84	91.7	6.05	2.5	SR4	21/10/2014 17:36	27.93	90.0	5.93	3.1	SR4	21/10/2014 23:36	27.90	93.0	6.15	0.6
SR4	21/10/2014 5:41	27.72	82.2	5.43	2.1	SR4	21/10/2014 11:41	27.87	92.0	6.07	0.8	SR4	21/10/2014 17:41	27.94	92.6	6.10	5.0	SR4	21/10/2014 23:41	27.88	93.1	6.16	0.4
SR4	21/10/2014 5:46	27.73	81.7	5.39	2.8	SR4	21/10/2014 11:46	27.85	91.8	6.06	4.1	SR4	21/10/2014 17:46	27.94	93.7	6.17	4.1	SR4	21/10/2014 23:46	27.87	92.4	6.11	0.3
SR4	21/10/2014 5:51	27.73	81.8	5.40	1.7	SR4	21/10/2014 11:51	27.89	90.9	5.99	3.1	SR4	21/10/2014 17:51	27.94	93.2	6.14	3.6	SR4	21/10/2014 23:51	27.86	92.0	6.09	0.8
SR4	21/10/2014 5:56	27.73	81.9	5.41	1.3	SR4	21/10/2014 11:56	27.93	90.6	5.97	2.1	SR4	21/10/2014 17:56	27.94	91.8	6.05	2.8	SR4	21/10/2014 23:56	27.87	90.7	6.00	1.8

Station	Timestamp	Temp (° C)	DO (%)	DO (mg/L)	Tur (NTU)	Station	Timestamp	Temp (° C)	DO (%)	DO (mg/L)	Tur (NTU)	Station	Timestamp	Temp (° C)	DO (%)	DO (mg/L)	Tur (NTU)	Station	Timestamp	Temp (°C)	DO (%)	DO (mg/L)	Tur (NTU)
SR5	21/10/2014 0:00	27.66	102.2	6.76	1.8	SR5	21/10/2014 6:00	27.66	96.7	6.40	2.4	SR5	21/10/2014 12:00	27.90	115.6	7.66	1.3	SR5	21/10/2014 18:00	27.80	99.8	6.59	4.7
SR5	21/10/2014 0:05	27.66	103.3	6.83	1.4	SR5	21/10/2014 6:05	27.65	96.7	6.40	2.7	SR5	21/10/2014 12:05	27.87	115.5	7.65	1.4	SR5	21/10/2014 18:05	27.80	98.7	6.51	5.4
SR5	21/10/2014 0:10	27.68	101.2	6.69	2.3	SR5	21/10/2014 6:10	27.66	95.9	6.35	2.3	SR5	21/10/2014 12:10	27.89	115.8	7.67	1.8	SR5	21/10/2014 18:10	27.80	97.4	6.42	4.7
SR5	21/10/2014 0:15	27.70	102.0	6.74	2.2	SR5	21/10/2014 6:15	27.67	95.0	6.28	2.6	SR5	21/10/2014 12:15	27.95	118.4	7.84	1.4	SR5	21/10/2014 18:15	27.80	97.6	6.43	4.2
SR5	21/10/2014 0:20	27.69	103.1	6.82	1.8	SR5	21/10/2014 6:20	27.68	94.0	6.21	3.1	SR5	21/10/2014 12:20	27.94	117.2	7.76	1.2	SR5	21/10/2014 18:20	27.80	96.8	6.38	5.2
SR5	21/10/2014 0:25	27.69	102.9	6.80	1.8	SR5	21/10/2014 6:25	27.68	92.9	6.14	4.0	SR5	21/10/2014 12:25	27.97	117.9	7.80	1.5	SR5	21/10/2014 18:25	27.80	97.0	6.40	4.3
SR5	21/10/2014 0:30	27.73	102.3	6.76	2.6	SR5	21/10/2014 6:30	27.69	92.3	6.09	3.9	SR5	21/10/2014 12:30	28.02	119.1	7.88	1.5	SR5	21/10/2014 18:30	27.80	96.3	6.35	5.9
SR5	21/10/2014 0:35	27.70	105.6	6.99	1.8	SR5	21/10/2014 6:35	27.69	91.8	6.06	4.0	SR5	21/10/2014 12:35	28.03	119.1	7.87	1.2	SR5	21/10/2014 18:35	27.80	96.1	6.33	4.6
SR5	21/10/2014 0:40	27.71	104.5	6.92	1.9	SR5	21/10/2014 6:40	27.70	91.8	6.06	4.6	SR5	21/10/2014 12:40	28.04	119.6	7.91	1.5	SR5	21/10/2014 18:40	27.80	95.9	6.32	4.7
SR5	21/10/2014 0:45	27.70	105.9	7.01	1.7	SR5	21/10/2014 6:45	27.69	91.6	6.04	5.6	SR5	21/10/2014 12:45	28.00	122.9	8.14	1.5	SR5	21/10/2014 18:45	27.80	95.0	6.26	5.0
SR5	21/10/2014 0:50	27.68	106.0	7.02	1.5	SR5	21/10/2014 6:50	27.69	91.4	6.03	3.7	SR5						SR5	21/10/2014 18:50	27.80	94.5	6.23	5.7
SR5	21/10/2014 0:55	27.61	105.6	7.00	1.6	SR5	21/10/2014 6:55	27.69	91.8	6.06	3.7	SR5						SR5	21/10/2014 18:55	27.80	94.6	6.23	5.4
SR5	21/10/2014 1:00	27.65	106.5	7.06	1.5	SR5	21/10/2014 7:00	27.70	90.1	5.94	4.1	SR5						SR5	21/10/2014 19:00	27.80	93.6	6.17	4.6
SR5	21/10/2014 1:05	27.62	108.0	7.17	1.5	SR5	21/10/2014 7:05	27.70	89.8	5.92	3.7	SR5						SR5	21/10/2014 19:05	27.80	93.4	6.15	4.9
SR5	21/10/2014 1:10	27.58	107.8	7.16	1.3	SR5	21/10/2014 7:10	27.70	89.5	5.90	3.5	SR5						SR5	21/10/2014 19:10	27.80	93.4	6.15	4.3
SR5	21/10/2014 1:15	27.45	108.9	7.26	1.5	SR5	21/10/2014 7:15	27.71	89.5	5.90	3.6	SR5	21/10/2014 13:15	27.94	120.6	7.99	1.3	SR5	21/10/2014 19:15	27.80	92.4	6.09	4.2
SR5	21/10/2014 1:20	27.55	107.3	7.13	1.8	SR5	21/10/2014 7:20	27.71	89.0	5.86	3.8	SR5	21/10/2014 13:20	27.93	120.4	7.98	1.6	SR5	21/10/2014 19:20	27.80	93.4	6.15	5.4
SR5	21/10/2014 1:25	27.56	107.1	7.12	1.5	SR5	21/10/2014 7:25	27.71	88.8	5.85	3.7	SR5	21/10/2014 13:25	27.93	125.3	8.31	1.8	SR5	21/10/2014 19:25	27.80	94.0	6.19	5.4
SR5	21/10/2014 1:30	27.51	107.2	7.14	2.0	SR5	21/10/2014 7:30	27.70	88.5	5.83	3.0	SR5	21/10/2014 13:30	27.99	127.0	8.42	1.8	SR5	21/10/2014 19:30	27.80	93.8	6.17	5.5
SR5	21/10/2014 1:35	27.44	108.2	7.22	2.2	SR5	21/10/2014 7:35	27.71	88.7	5.85	3.3	SR5	21/10/2014 13:35	27.96	125.1	8.29	1.9	SR5	21/10/2014 19:35	27.80	93.2	6.14	5.0
SR5	21/10/2014 1:40	27.46	106.9	7.12	2.3	SR5	21/10/2014 7:40	27.71	89.3	5.88	3.2	SR5	21/10/2014 13:40	27.93	124.9	8.29	2.2	SR5	21/10/2014 19:40	27.80	92.7	6.10	4.9
SR5	21/10/2014 1:45	27.51	106.1	7.06	2.5	SR5	21/10/2014 7:45	27.71	88.7	5.84	3.2	SR5	21/10/2014 13:45	27.97	125.8	8.34	2.2	SR5	21/10/2014 19:45	27.80	92.3	6.08	5.7
SR5	21/10/2014 1:50	27.45	106.5	7.10	2.4	SR5	21/10/2014 7:50	27.71	88.6	5.84	3.3	SR5	21/10/2014 13:50	28.10	128.6	8.52	1.6	SR5	21/10/2014 19:50	27.79	91.9	6.05	5.4
SR5	21/10/2014 1:55	27.39	107.1	7.15	2.2	SR5	21/10/2014 7:55	27.71	88.6	5.84	3.4	SR5	21/10/2014 13:55	28.02	128.9	8.55	1.7	SR5	21/10/2014 19:55	27.79	91.3	6.01	5.2
SR5	21/10/2014 2:00	27.41	106.3	7.10	2.0	SR5	21/10/2014 8:00	27.71	88.2	5.82	3.4	SR5	21/10/2014 14:00	28.01	128.0	8.49	2.5	SR5	21/10/2014 20:00	27.79	91.0	5.99	5.5
SR5	21/10/2014 2:05	27.44	108.8	7.28	1.7	SR5	21/10/2014 8:05	27.72	90.0	5.93	4.6	SR5	21/10/2014 14:05	28.06	129.0	8.56	1.6	SR5	21/10/2014 20:05	27.79	90.3	5.94	6.1
SR5	21/10/2014 2:10	27.46	109.8	7.35	1.7	SR5	21/10/2014 8:10	27.72	89.0	5.86	3.8	SR5	21/10/2014 14:10	28.11	132.0	8.75	1.8	SR5	21/10/2014 20:10	27.79	90.4	5.95	6.0
SR5	21/10/2014 2:15	27.47	109.8	7.34	1.9	SR5	21/10/2014 8:15	27.72	88.6	5.84	4.1	SR5	21/10/2014 14:15	28.11	131.3	8.71	2.0	SR5	21/10/2014 20:15	27.79	89.8	5.91	6.1
SR5	21/10/2014 2:20	27.43	111.2	7.46	1.8	SR5	21/10/2014 8:20	27.72	88.7	5.85	7.2	SR5	21/10/2014 14:20	28.11	131.1	8.69	1.6	SR5	21/10/2014 20:20	27.79	88.6	5.83	6.0
SR5	21/10/2014 2:25	27.39	112.3	7.55	1.5	SR5	21/10/2014 8:25	27.73	89.6	5.91	3.7	SR5	21/10/2014 14:25	28.10	131.8	8.74	1.8	SR5	21/10/2014 20:25	27.79	89.7	5.90	6.3
SR5	21/10/2014 2:30	27.41	112.4	7.55	1.4	SR5	21/10/2014 8:30	27.73	85.9	5.66	3.1	SR5	21/10/2014 14:30	28.07	130.2	8.64	2.2	SR5	21/10/2014 20:30	27.79	89.9	5.92	5.5
SR5	21/10/2014 2:35	27.38	112.0	7.53	1.5	SR5	21/10/2014 8:35	27.73	88.4	5.82	4.7	SR5	21/10/2014 14:35	28.03	128.9	8.56	2.3	SR5	21/10/2014 20:35	27.79	90.1	5.93	6.4
SR5	21/10/2014 2:40	27.34	112.4	7.57	1.4	SR5	21/10/2014 8:40	27.73	87.7	5.78	5.4	SR5	21/10/2014 14:40	28.08	129.4	8.59	1.3	SR5	21/10/2014 20:40	27.79	87.9	5.78	5.6
SR5	21/10/2014 2:45	27.37	112.3	7.55	1.8	SR5	21/10/2014 8:45	27.73	87.3	5.75	4.5	SR5	21/10/2014 14:45	28.01	128.5	8.54	2.2	SR5	21/10/2014 20:45	27.79	87.0	5.72	5.3
SR5	21/10/2014 2:50	27.40	110.9	7.45	1.7	SR5	21/10/2014 8:50	27.70	92.0	6.07	2.7	SR5	21/10/2014 14:50	28.03	128.9	8.57	2.5	SR5	21/10/2014 20:50	27.79	86.0	5.66	5.4
SR5	21/10/2014 2:55	27.36	111.7	7.51	1.8	SR5	21/10/2014 8:55	27.69	95.0	6.27	2.8	SR5	21/10/2014 14:55	28.02	127.9	8.50	2.3	SR5	21/10/2014 20:55	27.79	86.4	5.68	5.4
SR5	21/10/2014 3:00	27.30	112.7	7.59	1.5	SR5	21/10/2014 9:00	27.69	94.4	6.23	3.2	SR5	21/10/2014 15:00	28.02	128.2	8.52	1.9	SR5	21/10/2014 21:00	27.79	86.9	5.72	5.1
SR5	21/10/2014 3:05	27.22	114.1	7.71	1.0	SR5	21/10/2014 9:05	27.69	93.7	6.19	3.3	SR5	21/10/2014 15:05	28.03	128.4	8.53	1.8	SR5	21/10/2014 21:05	27.78	88.3	5.80	5.5
SR5	21/10/2014 3:10	27.21	114.1	7.72	1.0	SR5	21/10/2014 9:10	27.68	94.5	6.24	3.4	SR5	21/10/2014 15:10	28.03	128.4	8.53	1.9	SR5	21/10/2014 21:10	27.78	89.3	5.87	6.1
SR5	21/10/2014 3:15	27.15	114.4	7.75	0.9	SR5	21/10/2014 9:15	27.69	94.3	6.23	3.4	SR5	21/10/2014 15:15	28.04	129.8	8.62	2.6	SR5	21/10/2014 21:15	27.78	88.4	5.81	5.5
SR5	21/10/2014 3:20	27.24	114.3	7.73	1.0	SR5	21/10/2014 9:20	27.69	93.8	6.19	3.4	SR5	21/10/2014 15:20	28.05	130.0	8.63	2.4	SR5	21/10/2014 21:20	27.76	93.3	6.15	3.8
SR5	21/10/2014 3:25	27.20	114.8	7.77	0.9	SR5	21/10/2014 9:25	27.69	93.8	6.19	3.2	SR5	21/10/2014 15:25	28.06	130.4	8.66	1.4	SR5	21/10/2014 21:25	27.80	95.2	6.27	3.9
SR5	21/10/2014 3:30	27.22	113.9	7.71	0.9	SR5	21/10/2014 9:30	27.70	93.5	6.17	3.9	SR5	21/10/2014 15:30	28.08	129.4	8.59	1.7	SR5	21/10/2014 21:30	27.80	94.8	6.24	4.3
SR5	21/10/2014 3:35	27.23	113.0	7.64	0.9	SR5	21/10/2014 9:35	27.69	95.0	6.27	3.2	SR5	21/10/2014 15:35	28.12	130.6	8.66	1.6	SR5	21/10/2014 21:35	27.80	94.8	6.24	4.3
SR5	21/10/2014 3:40	27.24	112.9	7.64	1.0	SR5	21/10/2014 9:40	27.69	94.4	6.23	3.0	SR5	21/10/2014 15:40	28.12	130.8	8.67	1.6	SR5	21/10/2014 21:40	27.80	94.3	6.21	4.1
SR5	21/10/2014 3:45	27.25	112.3	7.59	0.8	SR5	21/10/2014 9:45	27.70	95.1	6.28	3.6	SR5	21/10/2014 15:45	28.13	130.3	8.64	1.5	SR5	21/10/2014 21:45	27.80	94.0	6.19	3.8
SR5	21/10/2014 3:50	27.28	111.1	7.50	0.8	SR5	21/10/2014 9:50	27.71	95.5	6.30	3.7	SR5	21/10/2014 15:50	28.13	130.3	8.64	1.6	SR5	21/10/2014 21:50	27.79	93.9	6.18	4.4
SR5	21/10/2014 3:55	27.35	111.5	7.52	1.1	SR5	21/10/2014 9:55	27.73	96.6	6.38	2.5	SR5	21/10/2014 15:55	28.14	131.3	8.71	1.7	SR5	21/10/2014 21:55	27.80	93.9	6.18	4.8
SR5	21/10/2014 4:00	27.38	111.4	7.51	1.3	SR5	21/10/2014 10:00	27.73	97.1	6.41	2.6	SR5	21/10/2014 16:00	28.09	130.6	8.67	1.9	SR5	21/10/2014 22:00	27.79	94.2	6.20	5.1
SR5	21/10/2014 4:05	27.38	111.0	7.48	1.2	SR5	21/10/2014 10:05	27.74	96.6	6.38	3.3	SR5	21/10/2014 16:05	28.09	131.2	8.71	1.4	SR5	21/10/2014 22:05	27.78	94.6	6.23	4.2
SR5	21/10/2014 4:10	27.38	111.0	7.48	0.9	SR5	21/10/2014 10:10	27.73	96.7	6.38	2.7	SR5	21/10/2014 16:10	28.08	130.4	8.66	2.0	SR5	21/10/2014 22:10	27.79	95.9	6.31	3.8
SR5	21/10/2014 4:15	27.44	112.2	7.55	1.0	SR5	21/10/2014 10:15	27.74	97.0	6.40	3.3	SR5	21/10/2014 16:15	28.07	128.5	8.53	2.0	SR5	21/10/2014 22:15	27.79	95.7	6.30	4.6
SR5	21/10/2014 4:20	27.43	112.0	7.54	0.9	SR5	21/10/2014 10:20	27.73	96.2	6.35	3.5	SR5	21/10/2014 16:20	28.05	129.1	8.57	1.4	SR5	21/10/2014 22:20	27.80	95.9	6.31	4.2
SR5	21/10/2014 4:25	27.45	110.8	7.45	1.4	SR5	21/10/2014 10:25	27.73	97.9	6.47	2.3	SR5	21/10/2014 16:25	28.05	129.6	8.61	2.0	SR5	21/10/2014 22:25	27.80	95.7	6.30	4.1
SR5	21/10/2014 4:30	27.45	110.9	7.45	1.2	SR5	21/10/2014 10:30	27.73	98.8	6.53	2.7	SR5	21/10/2014 16:30	28.05	129.6	8.61	1.4	SR5	21/10/2014 22:30	27.80	95.5	6.29	5.9
SR5	21/10/2014 4:35	27.45	109.4	7.35	1.2	SR5	21/10/2014 10:35	27.75	100.6	6.65	2.3	SR5	21/10/2014 16:35	27.99	127.3	8.46	1.4	SR5	21/10/2014 22:35	27.80	95.3	6.28	5.0
SR5	21/10/2014 4:40	27.53	110.1	7.37	1.5	SR5	21/10/2014 10:40	27.75	100.1	6.62	2.0	SR5	21/10/2014 16:40	28.00	126.1	8.38	1.9	SR5	21/10/2014 22:40	27.80	95.2	6.27	5.0
SR5	21/10/2014 4:45	27.51	109.7	7.35	1.4	SR5	21/10/2014 10:45	27.74	101.4	6.71	2.2	SR5	21/10/2014 16:45	28.00	126.6	8.41	2.4	SR5	21/10/2014 22:45	27.80	95.2	6.27	4.6
SR5	21/10/2014 4:50	27.53	109.3	7.32	1.5	SR5	21/10/2014 10:50	27.73	101.2	6.70	2.0	SR5	21/10/2014 16:50	27.98	124.2	8.25	1.6	SR5	21/10/2014 22:50	27.81	95.6	6.29	3.9
SR5	21/10/2014 4:55	27.53	107.8	7.20	1.8	SR5	21/10/2014 10:55	27.75	101.1	6.69	2.0	SR5	21/10/2014 16:55	28.00	124.0	8.24	1.2	SR5	21/10/2014 22:55	27.81	96.2	6.34	2.9
SR5	21/10/2014 5:00	27.55	107.2	7.15	2.4	SR5	21/10/2014 11:00	27.74	101.2	6.70	2.3	SR5	21/10/2014 17:00	27.97	123.2	8.18	1.7	SR5	21/10/2014 23:00	27.82	96.4	6.35	4.0
SR5	21/10/2014 5:05	27.57	105.8	7.04	2.7	SR5	21/10/2014 11:05	27.75	102.3	6.77	2.4	SR5	21/10/2014 17:05	27.92	121.7	8.09	2.6	SR5	21/10/2014 23:05	27.82	96.6	6.37	3.2
SR5	21/10/2014 5:10	27.56	106.0	7.07	1.7	SR5	21/10/2014 11:10	27.79	109.2	7.23	1.4	SR5	21/10/2014 17:10	27.83	117.2	7.79	1.9	SR5	21/10/2014 23:10	27.83	97.9	6.45	2.9
SR5	21/10/2014 5:15	27.56	105.8	7.05	1.8	SR5	21/10/2014 11:15	27.78	112.4	7.45	1.2	SR5	21/10/2014 17:15	27.85	116.9	7.77	1.8	SR5	21/10/2014 23:15	27.82	97.1	6.40	2.6
SR5	21/10/2014 5:20	27.55	105.9	7.06	1.8	SR5	21/10/2014 11:20	27.78	109.4	7.25	1.3	SR5	21/10/2014 17:20	27.82	115.0	7.64	2.6	SR5	21/10/2014 23:20	27.76	102.4	6.78	1.7
SR5	21/10/2014 5:25	27.57	103.2	6.87	2.5	SR5	21/10/2014 11:25	27.80	111.1	7.36	1.3	SR5	21/10/2014 17:25	27.77	109.4	7.27	3.9	SR5	21/10/2014 23:25	27.76	101.5	6.72	2.1
SR5	21/10/2014 5:30	27.59	102.2	6.79	3.9	SR5	21/10/2014 11:30	27.83	112.0	7.42	1.0	SR5	21/10/2014 17:30	27.78	106.2	7.04	4.1	SR5	21/10/2014 23:30	27.77	101.0	6.68	2.1
SR5	21/10/2014 5:35	27.64	99.9	6.62	2.6	SR5	21/10/2014 11:35	27.79	111.2	7.37	0.9	SR5	21/10/2014 17:35	27.77	105.8	7.02	3.6	SR5	21/10/2014 23:35	27.76	102.1	6.75	2.1
SR5	21/10/2014 5:40	27.63	100.2	6.65	2.4	SR5	21/10/2014 11:40	27.80	111.4	7.38	1.0	SR5	21/10/2014 17:40	27.78	106.8	7.08	4.7	SR5	21/10/2014 23:40	27.78	102.7	6.79	1.6
SR5	21/10/2014 5:45	27.65	98.3	6.51	2.8	SR5	21/10/2014 11:45	27.76	110.5	7.32	1.8	SR5	21/10/2014 17:45	27.80	103.8	6.87	4.3	SR5	21/10/2014 23:45	27.79	101.9	6.74	1.8
SR5	21/10/2014 5:50	27.66	97.3	6.44	2.4	SR5	21/10/2014 11:50	27.82	114.0	7.56	1.2	SR5	21/10/2014 17:50	27.80	102.6	6.78	4.1	SR5	21/10/2014 23:50	27.79	102.1	6.76	1.8
SR5	21/10/2014 5:55	27.66	96.3	6.38	2.3	SR5	21/10/2014 11:55	27.85	113.5	7.52	1.4	SR5	21/10/2014 17:55	27.80	100.7	6.65	4.7	SR5	21/10/2014 23:55	27.78	103.9	6.88	1.8

Station	Timestamp	Temp (° C)	DO (%)	DO (mg/L)	Tur (NTU)	Station	Timestamp	Temp (° C)	DO (%)	DO (mg/L)	Tur (NTU)	Station	Timestamp	Temp (° C)	DO (%)	DO (mg/L)	Tur (NTU)	Station	Timestamp	Temp (°C)	DO (%)	DO (mg/L)	Tur (NTU)
SR9	21/10/2014 0:00	27.44	109.6	7.23	2.8	SR9	21/10/2014 6:00	27.13	98.1	6.59	2.8	SR9	21/10/2014 12:00	27.24	103.4	6.93	2.7	SR9	21/10/2014 18:00	27.51	106.8	7.14	3.9
SR9	21/10/2014 0:05	27.44	109.9	7.26	2.8	SR9	21/10/2014 6:05	27.14	98.9	6.62	2.7	SR9	21/10/2014 12:05	27.42	110.5	7.38	2.6	SR9	21/10/2014 18:05	27.62	109.7	7.32	3.4
SR9	21/10/2014 0:10	27.44	109.4	7.23	2.6	SR9	21/10/2014 6:10	27.13	97.7	6.55	2.4	SR9	21/10/2014 12:10	27.31	107.2	7.18	2.4	SR9	21/10/2014 18:10	27.61	110.0	7.35	3.9
SR9	21/10/2014 0:15	27.44	110.1	7.27	3.4	SR9	21/10/2014 6:15	27.12	96.7	6.49	2.7	SR9	21/10/2014 12:15	27.23	107.5	7.20	2.8	SR9	21/10/2014 18:15	27.47	104.6	7.00	4.6
SR9	21/10/2014 0:20	27.44	109.9	7.25	2.8	SR9	21/10/2014 6:20	27.13	97.6	6.55	2.6	SR9	21/10/2014 12:20	27.33	110.0	7.37	2.7	SR9	21/10/2014 18:20	27.57	106.3	7.10	3.4
SR9	21/10/2014 0:25	27.43	108.8	7.18	3.0	SR9	21/10/2014 6:25	27.12	97.4	6.54	3.0	SR9	21/10/2014 12:25	27.40	112.6	7.53	2.2	SR9	21/10/2014 18:25	27.52	109.2	7.30	3.6
SR9	21/10/2014 0:30	27.43	108.6	7.16	2.5	SR9	21/10/2014 6:30	27.12	97.1	6.49	3.0	SR9	21/10/2014 12:30	27.37	110.9	7.43	2.5	SR9	21/10/2014 18:30	27.48	110.4	7.38	3.7
SR9	21/10/2014 0:35	27.43	108.5	7.15	3.1	SR9	21/10/2014 6:35	27.12	96.6	6.46	2.7	SR9	21/10/2014 12:35	27.46	115.3	7.69	2.3	SR9	21/10/2014 18:35	27.45	108.6	7.27	3.7
SR9	21/10/2014 0:40	27.43	108.4	7.15	2.9	SR9	21/10/2014 6:40	27.11	96.0	6.42	2.9	SR9	21/10/2014 12:40	27.34	109.8	7.33	2.6	SR9	21/10/2014 18:40	27.36	104.7	7.02	4.1
SR9	21/10/2014 0:45	27.43	107.8	7.12	2.9	SR9	21/10/2014 6:45	27.11	95.7	6.40	2.8	SR9	21/10/2014 12:45	27.38	112.1	7.49	2.6	SR9	21/10/2014 18:45	27.49	109.4	7.31	3.1
SR9	21/10/2014 0:50	27.42	108.0	7.13	3.1	SR9	21/10/2014 6:50	27.11	96.7	6.47	2.6	SR9	21/10/2014 12:50	27.20	103.2	6.91	3.0	SR9	21/10/2014 18:50	27.34	105.7	7.07	4.2
SR9	21/10/2014 0:55	27.40	108.0	7.13	2.9	SR9	21/10/2014 6:55	27.09	96.6	6.46	3.6	SR9	21/10/2014 12:55	27.35	112.2	7.49	2.5	SR9	21/10/2014 18:55	27.32	104.0	6.97	**5.0**
SR9	21/10/2014 1:00	27.40	106.7	7.05	3.0	SR9	21/10/2014 7:00	27.09	96.3	6.47	3.2	SR9	21/10/2014 13:00	27.53	110.9	7.38	2.2	SR9	21/10/2014 19:00	27.32	102.7	6.87	4.4
SR9	21/10/2014 1:05	27.39	106.5	7.03	3.0	SR9	21/10/2014 7:05	27.09	95.9	6.43	2.8	SR9	21/10/2014 13:05	27.40	112.2	7.49	2.4	SR9	21/10/2014 19:05	27.47	110.9	7.42	3.6
SR9	21/10/2014 1:10	27.38	105.7	6.98	2.7	SR9	21/10/2014 7:10	27.09	96.2	6.44	2.7	SR9	21/10/2014 13:10	27.45	112.3	7.49	2.7	SR9	21/10/2014 19:10	27.43	108.7	7.28	4.1
SR9	21/10/2014 1:15	27.37	105.4	6.96	2.7	SR9	21/10/2014 7:15	27.08	95.7	6.41	2.9	SR9	21/10/2014 13:15	27.49	109.8	7.32	2.3	SR9	21/10/2014 19:15	27.35	105.5	7.05	4.3
SR9	21/10/2014 1:20	27.37	105.0	6.94	3.0	SR9	21/10/2014 7:20	27.08	95.6	6.41	3.6	SR9	21/10/2014 13:20	27.39	110.0	7.35	2.5	SR9	21/10/2014 19:20	27.30	103.8	6.96	**5.1**
SR9	21/10/2014 1:25	27.36	104.6	6.91	3.4	SR9	21/10/2014 7:25	27.06	95.9	6.43	3.0	SR9	21/10/2014 13:25	27.53	119.3	7.92	2.5	SR9	21/10/2014 19:25	27.44	109.2	7.27	4.2
SR9	21/10/2014 1:30	27.37	104.2	6.88	2.8	SR9	21/10/2014 7:30	27.07	96.1	6.46	3.7	SR9	21/10/2014 13:30	27.54	118.5	7.89	2.2	SR9	21/10/2014 19:30	27.45	108.7	7.25	4.6
SR9	21/10/2014 1:35	27.37	103.5	6.84	3.1	SR9	21/10/2014 7:35	27.07	96.5	6.49	2.5	SR9	21/10/2014 13:35	27.41	116.2	7.77	2.5	SR9	21/10/2014 19:35	27.46	109.0	7.26	4.0
SR9	21/10/2014 1:40	27.37	103.7	6.86	3.0	SR9	21/10/2014 7:40	27.07	95.4	6.41	3.7	SR9	21/10/2014 13:40	27.44	117.4	7.85	2.6	SR9	21/10/2014 19:40	27.46	108.9	7.26	4.1
SR9	21/10/2014 1:45	27.36	102.1	6.76	3.2	SR9	21/10/2014 7:45	27.07	96.5	6.49	2.7	SR9	21/10/2014 13:45	27.35	108.6	7.29	3.0	SR9	21/10/2014 19:45	27.46	109.3	7.29	4.0
SR9	21/10/2014 1:50	27.36	102.5	6.78	2.9	SR9	21/10/2014 7:50	27.08	96.9	6.52	2.2	SR9	21/10/2014 13:50	27.44	110.9	7.42	2.7	SR9	21/10/2014 19:50	27.44	109.6	7.31	4.0
SR9	21/10/2014 1:55	27.35	101.0	6.68	3.0	SR9	21/10/2014 7:55	27.08	97.0	6.52	2.7	SR9	21/10/2014 13:55	27.44	111.8	7.49	3.1	SR9	21/10/2014 19:55	27.43	108.0	7.20	4.1
SR9	21/10/2014 2:00	27.35	100.0	6.62	3.3	SR9	21/10/2014 8:00	27.07	96.7	6.50	3.0	SR9	21/10/2014 14:00	27.41	103.4	6.93	3.0	SR9	21/10/2014 20:00	27.43	109.2	7.28	3.8
SR9	21/10/2014 2:05	27.35	101.6	6.72	3.2	SR9	21/10/2014 8:05	27.07	96.5	6.49	3.3	SR9	21/10/2014 14:05	27.42	107.3	7.19	3.0	SR9	21/10/2014 20:05	27.43	108.8	7.26	4.1
SR9	21/10/2014 2:10	27.35	99.9	6.61	2.9	SR9	21/10/2014 8:10	27.09	96.0	6.46	2.2	SR9	21/10/2014 14:10	27.24	105.5	7.10	3.0	SR9	21/10/2014 20:10	27.42	107.4	7.11	4.6
SR9	21/10/2014 2:15	27.35	100.1	6.62	2.7	SR9	21/10/2014 8:15	27.10	96.7	6.50	2.3	SR9	21/10/2014 14:15	27.43	110.5	7.39	2.9	SR9	21/10/2014 20:15	27.40	106.2	7.07	4.7
SR9	21/10/2014 2:20	27.35	100.2	6.63	2.7	SR9	21/10/2014 8:20	27.10	96.6	6.49	2.4	SR9	21/10/2014 14:20	27.49	114.8	7.68	2.6	SR9	21/10/2014 20:20	27.40	107.2	7.15	4.3
SR9	21/10/2014 2:25	27.34	100.6	6.66	3.3	SR9	21/10/2014 8:25	27.11	96.7	6.49	2.6	SR9	21/10/2014 14:25	27.46	115.5	7.73	2.7	SR9	21/10/2014 20:25	27.40	107.9	7.16	3.9
SR9	21/10/2014 2:30	27.33	100.3	6.64	2.9	SR9	21/10/2014 8:30	27.11	97.5	6.54	2.4	SR9	21/10/2014 14:30	27.45	111.6	7.47	2.6	SR9	21/10/2014 20:30	27.38	110.5	7.32	3.4
SR9	21/10/2014 2:35	27.32	98.3	6.51	3.2	SR9	21/10/2014 8:35	27.11	96.6	6.48	2.2	SR9	21/10/2014 14:35	27.40	115.4	7.73	2.6	SR9	21/10/2014 20:35	27.37	109.2	7.27	3.5
SR9	21/10/2014 2:40	27.32	98.2	6.51	3.2	SR9	21/10/2014 8:40	27.11	96.7	6.47	2.5	SR9	21/10/2014 14:40	27.43	117.7	7.88	2.9	SR9	21/10/2014 20:40	27.37	107.9	7.20	3.4
SR9	21/10/2014 2:45	27.31	98.4	6.54	2.9	SR9	21/10/2014 8:45	27.12	96.7	6.50	3.5	SR9	21/10/2014 14:45	27.52	119.7	8.00	2.8	SR9	21/10/2014 20:45	27.38	106.4	7.04	4.0
SR9	21/10/2014 2:50	27.31	100.6	6.69	3.3	SR9	21/10/2014 8:50	27.12	96.9	6.49	2.3	SR9	21/10/2014 14:50	27.52	120.9	8.08	2.8	SR9	21/10/2014 20:50	27.37	105.0	6.96	3.4
SR9	21/10/2014 2:55	27.31	101.1	6.73	3.0	SR9	21/10/2014 8:55	27.12	96.9	6.50	2.6	SR9	21/10/2014 14:55	27.53	122.9	8.21	2.8	SR9	21/10/2014 20:55	27.34	102.6	6.84	3.3
SR9	21/10/2014 3:00	27.29	99.5	6.62	2.9	SR9	21/10/2014 9:00	27.13	97.1	6.50	2.6	SR9	21/10/2014 15:00	27.49	121.4	8.12	3.1	SR9	21/10/2014 21:00	27.31	99.2	6.60	3.3
SR9	21/10/2014 3:05	27.29	98.5	6.55	4.0	SR9	21/10/2014 9:05	27.13	97.4	6.53	2.4	SR9	21/10/2014 15:05	27.54	120.5	8.04	3.0	SR9	21/10/2014 21:05	27.27	95.8	6.38	3.3
SR9	21/10/2014 3:10	27.30	98.2	6.55	3.2	SR9	21/10/2014 9:10	27.12	96.3	6.46	3.1	SR9	21/10/2014 15:10	27.55	120.6	8.05	3.1	SR9	21/10/2014 21:10	27.26	94.3	6.30	3.3
SR9	21/10/2014 3:15	27.30	100.7	6.70	3.3	SR9	21/10/2014 9:15	27.13	97.0	6.50	3.0	SR9	21/10/2014 15:15	27.59	117.0	7.81	3.2	SR9	21/10/2014 21:15	27.27	95.4	6.37	3.5
SR9	21/10/2014 3:20	27.29	99.6	6.62	3.1	SR9	21/10/2014 9:20	27.11	95.1	6.38	4.3	SR9	21/10/2014 15:20	27.49	123.6	8.26	3.3	SR9	21/10/2014 21:20	27.29	97.2	6.45	3.8
SR9	21/10/2014 3:25	27.30	100.6	6.68	2.9	SR9	21/10/2014 9:25	27.13	94.5	6.34	3.6	SR9	21/10/2014 15:25	27.49	124.0	8.28	3.9	SR9	21/10/2014 21:25	27.28	97.8	6.49	3.6
SR9	21/10/2014 3:30	27.29	100.7	6.68	3.0	SR9	21/10/2014 9:30	27.15	96.9	6.50	2.8	SR9	21/10/2014 15:30	27.47	123.1	8.22	3.7	SR9	21/10/2014 21:30	27.26	98.5	6.57	3.5
SR9	21/10/2014 3:35	27.29	100.9	6.77	3.3	SR9	21/10/2014 9:35	27.15	96.4	6.46	2.9	SR9	21/10/2014 15:35	27.52	117.8	7.87	**5.1**	SR9	21/10/2014 21:35	27.26	98.0	6.51	3.5
SR9	21/10/2014 3:40	27.30	102.7	6.87	2.8	SR9	21/10/2014 9:40	27.16	95.7	6.41	2.6	SR9	21/10/2014 15:40	27.52	117.1	7.82	**5.1**	SR9	21/10/2014 21:40	27.24	97.5	6.50	3.5
SR9	21/10/2014 3:45	27.30	102.3	6.86	2.9	SR9	21/10/2014 9:45	27.12	92.5	6.20	4.1	SR9	21/10/2014 15:45	27.50	118.8	7.94	**5.4**	SR9	21/10/2014 21:45	27.25	101.7	6.79	3.2
SR9	21/10/2014 3:50	27.29	103.2	6.91	2.9	SR9	21/10/2014 9:50	27.13	91.0	6.09	4.2	SR9	21/10/2014 15:50	27.50	122.0	8.15	4.6	SR9	21/10/2014 21:50	27.26	104.6	6.98	3.1
SR9	21/10/2014 3:55	27.28	102.1	6.85	3.1	SR9	21/10/2014 9:55	27.14	91.1	6.11	3.2	SR9	21/10/2014 15:55	27.54	129.0	8.61	4.6	SR9	21/10/2014 21:55	27.30	106.6	7.11	2.9
SR9	21/10/2014 4:00	27.28	101.1	6.77	3.1	SR9	21/10/2014 10:00	27.12	93.9	6.30	3.6	SR9	21/10/2014 16:00	27.57	133.0	8.88	3.1	SR9	21/10/2014 22:00	27.31	107.5	7.16	2.8
SR9	21/10/2014 4:05	27.27	101.9	6.82	3.0	SR9	21/10/2014 10:05	27.14	91.0	6.10	3.9	SR9	21/10/2014 16:05	27.60	133.3	8.90	3.1	SR9	21/10/2014 22:05	27.30	107.0	7.14	3.1
SR9	21/10/2014 4:10	27.24	98.9	6.64	3.6	SR9	21/10/2014 10:10	27.15	91.1	6.11	3.7	SR9	21/10/2014 16:10	27.70	132.3	8.82	3.5	SR9	21/10/2014 22:10	27.28	106.7	7.12	3.5
SR9	21/10/2014 4:15	27.23	97.9	6.57	4.2	SR9	21/10/2014 10:15	27.12	90.3	6.06	4.3	SR9	21/10/2014 16:15	27.69	129.1	8.60	3.9	SR9	21/10/2014 22:15	27.28	106.1	7.08	3.2
SR9	21/10/2014 4:20	27.22	97.9	6.57	3.7	SR9	21/10/2014 10:20	27.13	91.6	6.14	4.1	SR9	21/10/2014 16:20	27.74	127.6	8.51	3.9	SR9	21/10/2014 22:20	27.28	105.2	7.05	3.6
SR9	21/10/2014 4:25	27.20	97.8	6.57	3.6	SR9	21/10/2014 10:25	27.15	91.7	6.16	3.9	SR9	21/10/2014 16:25	27.71	122.1	8.14	4.1	SR9	21/10/2014 22:25	27.25	105.2	7.06	3.5
SR9	21/10/2014 4:30	27.21	97.5	6.54	3.6	SR9	21/10/2014 10:30	27.11	90.4	6.07	**6.5**	SR9	21/10/2014 16:30	27.74	121.7	8.11	4.4	SR9	21/10/2014 22:30	27.24	104.2	6.99	3.7
SR9	21/10/2014 4:35	27.18	98.3	6.60	3.5	SR9	21/10/2014 10:35	27.18	92.6	6.21	2.5	SR9	21/10/2014 16:35	27.75	119.4	7.92	3.9	SR9	21/10/2014 22:35	27.23	103.4	6.96	3.7
SR9	21/10/2014 4:40	27.18	98.8	6.63	3.1	SR9	21/10/2014 10:40	27.17	93.2	6.25	2.6	SR9	21/10/2014 16:40	27.75	120.9	8.06	4.2	SR9	21/10/2014 22:40	27.22	103.4	6.98	3.5
SR9	21/10/2014 4:45	27.18	99.0	6.63	3.2	SR9	21/10/2014 10:45	27.16	92.3	6.19	2.6	SR9	21/10/2014 16:45	27.80	122.4	8.16	3.8	SR9	21/10/2014 22:45	27.20	103.1	6.96	3.5
SR9	21/10/2014 4:50	27.18	99.4	6.66	2.8	SR9	21/10/2014 10:50	27.15	92.0	6.16	2.6	SR9	21/10/2014 16:50	27.77	121.0	8.07	3.9	SR9	21/10/2014 22:50	27.21	104.6	7.06	4.0
SR9	21/10/2014 4:55	27.18	98.7	6.60	3.0	SR9	21/10/2014 10:55	27.13	92.8	6.23	3.0	SR9	21/10/2014 16:55	27.77	120.4	8.03	**6.0**	SR9	21/10/2014 22:55	27.24	105.6	7.11	3.2
SR9	21/10/2014 5:00	27.18	98.8	6.62	2.9	SR9	21/10/2014 11:00	27.14	93.5	6.28	2.8	SR9	21/10/2014 17:00	27.77	120.7	8.05	3.7	SR9	21/10/2014 23:00	27.22	102.4	6.93	3.9
SR9	21/10/2014 5:05	27.16	98.7	6.62	3.0	SR9	21/10/2014 11:05	27.29	97.4	6.52	2.2	SR9	21/10/2014 17:05	27.76	120.5	8.02	4.1	SR9	21/10/2014 23:05	27.22	102.6	6.89	4.0
SR9	21/10/2014 5:10	27.17	98.4	6.59	2.5	SR9	21/10/2014 11:10	27.33	97.9	6.55	2.2	SR9	21/10/2014 17:10	27.75	120.3	8.02	3.9	SR9	21/10/2014 23:10	27.27	107.8	7.20	2.9
SR9	21/10/2014 5:15	27.17	99.2	6.64	2.9	SR9	21/10/2014 11:15	27.27	96.6	6.47	2.4	SR9	21/10/2014 17:15	27.72	120.0	7.98	3.6	SR9	21/10/2014 23:15	27.26	107.9	7.19	2.9
SR9	21/10/2014 5:20	27.17	98.3	6.59	2.5	SR9	21/10/2014 11:20	27.21	96.5	6.47	2.5	SR9	21/10/2014 17:20	27.71	120.5	8.02	3.8	SR9	21/10/2014 23:20	27.23	107.3	7.16	3.3
SR9	21/10/2014 5:25	27.17	98.7	6.61	3.3	SR9	21/10/2014 11:25	27.21	97.1	6.51	2.6	SR9	21/10/2014 17:25	27.72	118.6	7.89	4.0	SR9	21/10/2014 23:25	27.22	106.5	7.11	3.1
SR9	21/10/2014 5:30	27.16	98.4	6.60	3.0	SR9	21/10/2014 11:30	27.16	97.0	6.51	3.3	SR9	21/10/2014 17:30	27.71	118.4	7.88	3.5	SR9	21/10/2014 23:30	27.21	105.7	7.06	3.1
SR9	21/10/2014 5:35	27.15	97.6	6.55	2.8	SR9	21/10/2014 11:35	27.20	98.8	6.62	2.7	SR9	21/10/2014 17:35	27.60	113.7	7.58	3.7	SR9	21/10/2014 23:35	27.21	105.9	7.07	3.3
SR9	21/10/2014 5:40	27.15	98.3	6.60	2.6	SR9	21/10/2014 11:40	27.19	99.7	6.69	3.0	SR9	21/10/2014 17:40	27.70	118.2	7.86	3.0	SR9	21/10/2014 23:40	27.22	106.5	7.11	3.2
SR9	21/10/2014 5:45	27.15	98.2	6.59	2.6	SR9	21/10/2014 11:45	27.27	103.9	6.96	2.7	SR9	21/10/2014 17:45	27.66	111.7	7.45	3.6	SR9	21/10/2014 23:45	27.22	106.5	7.12	3.1
SR9	21/10/2014 5:50	27.15	98.6	6.61	2.7	SR9	21/10/2014 11:50	27.28	103.2	6.91	2.6	SR9	21/10/2014 17:50	27.59	109.1	7.29	3.8	SR9	21/10/2014 23:50	27.23	106.8	7.13	3.1
SR9	21/10/2014 5:55	27.14	98.5	6.63	2.4	SR9	21/10/2014 11:55	27.32	103.4	6.92	2.4	SR9	21/10/2014 17:55	27.55	108.4	7.25	4.2	SR9	21/10/2014 23:55	27.24	108.4	7.25	2.9

Station	Timestamp	Temp (° C)	DO (%)	DO (mg/L)	Tur (NTU)	Station	Timestamp	Temp (° C)	DO (%)	DO (mg/L)	Tur (NTU)	Station	Timestamp	Temp (° C)	DO (%)	DO (mg/L)	Tur (NTU)	Station	Timestamp	Temp (°C)	DO (%)	DO (mg/L)	Tur (NTU)
SR10	21/10/2014 0:00	27.57	83.1	**5.59**	2.0	SR10	21/10/2014 6:00	27.53	83.3	**5.59**	2.2	SR10	21/10/2014 12:00	27.68	86.2	**5.77**	2.0	SR10	21/10/2014 18:00	28.04	81.9	**5.46**	2.1
SR10	21/10/2014 0:05	27.58	78.8	**5.29**	2.5	SR10	21/10/2014 6:05	27.52	83.3	**5.59**	2.8	SR10	21/10/2014 12:05	27.72	86.2	**5.77**	2.1	SR10	21/10/2014 18:05	28.06	82.6	**5.51**	1.7
SR10	21/10/2014 0:10	27.59	78.6	**5.28**	2.8	SR10	21/10/2014 6:10	27.51	84.0	**5.64**	3.0	SR10	21/10/2014 12:10	27.73	83.5	**5.59**	2.9	SR10	21/10/2014 18:10	28.08	83.8	**5.59**	1.6
SR10	21/10/2014 0:15	27.58	73.8	**4.96**	1.9	SR10	21/10/2014 6:15	27.52	83.4	**5.60**	2.7	SR10	21/10/2014 12:15	27.77	81.7	**5.47**	2.0	SR10	21/10/2014 18:15	28.13	88.2	**5.88**	1.1
SR10	21/10/2014 0:20	27.58	73.8	**4.96**	2.4	SR10	21/10/2014 6:20	27.51	83.9	**5.63**	2.3	SR10	21/10/2014 12:20	27.75	80.1	**5.36**	2.1	SR10	21/10/2014 18:20	28.09	83.0	**5.54**	1.3
SR10	21/10/2014 0:25	27.58	69.6	**4.68**	2.2	SR10	21/10/2014 6:25	27.52	84.9	**5.70**	3.1	SR10	21/10/2014 12:25	27.77	81.0	**5.42**	2.0	SR10	21/10/2014 18:25	28.16	90.3	6.02	1.4
SR10	21/10/2014 0:30	27.58	71.4	**4.80**	2.9	SR10	21/10/2014 6:30	27.53	84.4	**5.67**	4.2	SR10	21/10/2014 12:30	27.86	83.0	**5.54**	1.8	SR10	21/10/2014 18:30	28.17	90.3	6.01	1.4
SR10	21/10/2014 0:35	27.58	69.9	**4.70**	2.3	SR10	21/10/2014 6:35	27.51	84.6	**5.69**	4.3	SR10	21/10/2014 12:35	27.84	85.1	**5.69**	1.8	SR10	21/10/2014 18:35	28.18	92.4	6.16	1.3
SR10	21/10/2014 0:40	27.58	67.7	**4.55**	2.0	SR10	21/10/2014 6:40	27.46	84.5	**5.68**	1.9	SR10	21/10/2014 12:40	27.72	82.4	**5.52**	2.5	SR10	21/10/2014 18:40	28.15	91.0	6.06	1.8
SR10	21/10/2014 0:45	27.58	69.8	**4.69**	**4.9**	SR10	21/10/2014 6:45	27.49	84.6	**5.69**	2.0	SR10	21/10/2014 12:45	27.79	81.2	**5.43**	2.3	SR10	21/10/2014 18:45	28.11	88.9	**5.93**	2.0
SR10	21/10/2014 0:50	27.58	72.7	**4.89**	3.4	SR10	21/10/2014 6:50	27.49	84.5	**5.68**	2.1	SR10	21/10/2014 12:50	27.89	86.6	**5.79**	1.7	SR10	21/10/2014 18:50	28.10	89.1	**5.94**	1.8
SR10	21/10/2014 0:55	27.57	77.5	**5.21**	2.7	SR10	21/10/2014 6:55	27.48	84.3	**5.67**	2.2	SR10	21/10/2014 12:55	27.92	89.4	5.97	1.1	SR10	21/10/2014 18:55	28.07	87.0	**5.80**	2.2
SR10	21/10/2014 1:00	27.56	83.3	**5.60**	2.8	SR10	21/10/2014 7:00	27.48	84.3	**5.67**	2.6	SR10	21/10/2014 13:00	28.14	89.2	**5.94**	1.2	SR10	21/10/2014 19:00	28.04	82.7	**5.52**	2.1
SR10	21/10/2014 1:05	27.55	85.5	**5.75**	2.9	SR10	21/10/2014 7:05	27.48	84.6	**5.69**	2.0	SR10	21/10/2014 13:05	27.94	89.5	5.98	1.6	SR10	21/10/2014 19:05	28.04	84.3	**5.63**	1.8
SR10	21/10/2014 1:10	27.55	85.2	**5.73**	2.6	SR10	21/10/2014 7:10	27.50	84.6	**5.69**	2.0	SR10	21/10/2014 13:10	27.92	89.7	5.99	1.8	SR10	21/10/2014 19:10	28.02	82.6	**5.52**	1.9
SR10	21/10/2014 1:15	27.55	85.0	**5.71**	2.7	SR10	21/10/2014 7:15	27.50	84.8	**5.70**	2.0	SR10	21/10/2014 13:15	27.89	89.4	5.98	1.7	SR10	21/10/2014 19:15	28.03	81.6	**5.45**	1.7
SR10	21/10/2014 1:20	27.55	85.0	**5.72**	2.5	SR10	21/10/2014 7:20	27.51	85.0	**5.71**	2.1	SR10	21/10/2014 13:20	27.86	89.6	5.99	2.4	SR10	21/10/2014 19:20	28.01	80.2	**5.35**	2.4
SR10	21/10/2014 1:25	27.56	85.8	**5.77**	2.8	SR10	21/10/2014 7:25	27.49	84.9	**5.71**	2.8	SR10	21/10/2014 13:25	27.84	89.5	5.98	2.0	SR10	21/10/2014 19:25	27.98	80.2	**5.36**	2.2
SR10	21/10/2014 1:30	27.56	85.6	**5.75**	2.7	SR10	21/10/2014 7:30	27.50	84.7	**5.69**	1.9	SR10	21/10/2014 13:30	27.85	89.6	5.99	1.7	SR10	21/10/2014 19:30	27.97	80.9	**5.41**	2.8
SR10	21/10/2014 1:35	27.55	85.6	**5.75**	3.9	SR10	21/10/2014 7:35	27.50	84.7	**5.70**	2.2	SR10	21/10/2014 13:35	27.83	89.7	6.00	1.6	SR10	21/10/2014 19:35	27.95	80.7	**5.40**	2.1
SR10	21/10/2014 1:40	27.53	84.7	**5.69**	4.2	SR10	21/10/2014 7:40	27.50	84.8	**5.70**	3.8	SR10	21/10/2014 13:40	27.93	90.3	6.03	1.6	SR10	21/10/2014 19:40	27.95	80.3	**5.37**	2.5
SR10	21/10/2014 1:45	27.56	85.1	**5.72**	**5.0**	SR10	21/10/2014 7:45	27.49	85.0	**5.71**	3.0	SR10	21/10/2014 13:45	27.89	90.2	6.03	1.6	SR10	21/10/2014 19:45	27.92	79.7	**5.33**	2.1
SR10	21/10/2014 1:50	27.56	86.6	**5.81**	**6.3**	SR10	21/10/2014 7:50	27.50	84.0	**5.65**	1.9	SR10	21/10/2014 13:50	27.87	90.5	6.05	2.0	SR10	21/10/2014 19:50	27.89	81.5	**5.45**	2.2
SR10	21/10/2014 1:55	27.57	86.9	**5.83**	**8.7**	SR10	21/10/2014 7:55	27.51	84.0	**5.65**	2.5	SR10	21/10/2014 13:55	27.86	90.6	6.06	1.8	SR10	21/10/2014 19:55	27.89	79.8	**5.34**	2.1
SR10	21/10/2014 2:00	27.57	86.7	**5.82**	3.6	SR10	21/10/2014 8:00	27.51	84.7	**5.70**	1.9	SR10	21/10/2014 14:00	27.87	91.0	6.09	2.0	SR10	21/10/2014 20:00	27.89	76.9	**5.14**	2.1
SR10	21/10/2014 2:05	27.56	86.5	**5.81**	4.2	SR10	21/10/2014 8:05	27.51	83.9	**5.65**	2.2	SR10	21/10/2014 14:05	27.87	91.1	6.09	1.9	SR10	21/10/2014 20:05	27.89	76.1	**5.10**	2.2
SR10	21/10/2014 2:10	27.57	86.3	**5.79**	3.8	SR10	21/10/2014 8:10	27.50	81.7	**5.49**	2.5	SR10	21/10/2014 14:10	27.84	91.2	6.10	2.0	SR10	21/10/2014 20:10	27.89	73.8	**4.94**	2.1
SR10	21/10/2014 2:15	27.57	86.2	**5.79**	4.6	SR10	21/10/2014 8:15	27.51	84.1	**5.66**	1.8	SR10	21/10/2014 14:15	27.93	91.7	6.12	2.0	SR10	21/10/2014 20:15	27.87	73.7	**4.93**	2.3
SR10	21/10/2014 2:20	27.55	85.8	**5.76**	**5.1**	SR10	21/10/2014 8:20	27.51	83.8	**5.63**	2.1	SR10	21/10/2014 14:20	27.87	91.4	6.11	1.8	SR10	21/10/2014 20:20	27.86	75.9	**5.08**	2.5
SR10	21/10/2014 2:25	27.54	85.7	**5.74**	4.6	SR10	21/10/2014 8:25	27.51	82.4	**5.54**	2.4	SR10	21/10/2014 14:25	27.92	92.3	6.17	1.7	SR10	21/10/2014 20:25	27.82	87.3	**5.85**	2.3
SR10	21/10/2014 2:30	27.53	85.4	**5.72**	**5.7**	SR10	21/10/2014 8:30	27.52	84.1	**5.65**	1.7	SR10	21/10/2014 14:30	27.89	92.2	6.17	2.0	SR10	21/10/2014 20:30	27.81	87.4	**5.86**	2.4
SR10	21/10/2014 2:35	27.51	85.1	**5.70**	4.1	SR10	21/10/2014 8:35	27.52	85.0	**5.71**	1.7	SR10						SR10	21/10/2014 20:35	27.82	88.1	**5.90**	2.4
SR10	21/10/2014 2:40	27.54	85.3	**5.72**	4.5	SR10	21/10/2014 8:40	27.52	84.3	**5.67**	2.3	SR10						SR10	21/10/2014 20:40	27.81	87.3	**5.85**	2.7
SR10	21/10/2014 2:45	27.55	85.7	**5.75**	**5.1**	SR10	21/10/2014 8:45	27.52	84.1	**5.66**	2.2	SR10						SR10	21/10/2014 20:45	27.82	88.3	**5.91**	2.0
SR10	21/10/2014 2:50	27.54	84.7	**5.68**	4.2	SR10	21/10/2014 8:50	27.52	84.8	**5.71**	1.6	SR10						SR10	21/10/2014 20:50	27.82	88.6	**5.93**	2.3
SR10	21/10/2014 2:55	27.54	86.6	**5.81**	3.2	SR10	21/10/2014 8:55	27.53	85.3	**5.73**	1.9	SR10						SR10	21/10/2014 20:55	27.82	89.0	**5.96**	2.2
SR10	21/10/2014 3:00	27.52	86.8	**5.83**	3.3	SR10	21/10/2014 9:00	27.56	85.3	**5.73**	1.5	SR10						SR10	21/10/2014 21:00	27.80	88.9	**5.95**	2.1
SR10	21/10/2014 3:05	27.52	86.0	**5.77**	**7.4**	SR10	21/10/2014 9:05	27.56	84.1	**5.65**	1.6	SR10						SR10	21/10/2014 21:05	27.81	89.0	**5.96**	2.5
SR10	21/10/2014 3:10	27.55	87.1	**5.84**	4.2	SR10	21/10/2014 9:10	27.61	85.8	**5.77**	1.6	SR10	21/10/2014 15:10	27.98	92.7	6.19	1.8	SR10	21/10/2014 21:10	27.79	88.5	**5.93**	2.6
SR10	21/10/2014 3:15	27.55	87.6	**5.87**	**6.2**	SR10	21/10/2014 9:15	27.63	85.5	**5.74**	1.3	SR10	21/10/2014 15:15	27.98	92.9	6.20	2.6	SR10	21/10/2014 21:15	27.76	88.0	**5.89**	2.5
SR10	21/10/2014 3:20	27.55	86.8	**5.82**	4.3	SR10	21/10/2014 9:20	27.56	83.5	**5.62**	1.9	SR10	21/10/2014 15:20	27.99	92.8	6.19	1.6	SR10	21/10/2014 21:20	27.77	87.8	**5.88**	2.8
SR10	21/10/2014 3:25	27.53	85.3	**5.72**	3.2	SR10	21/10/2014 9:25	27.57	82.9	**5.58**	2.6	SR10	21/10/2014 15:25	28.03	92.5	6.17	2.1	SR10	21/10/2014 21:25	27.77	87.9	**5.88**	2.9
SR10	21/10/2014 3:30	27.52	85.4	**5.74**	3.6	SR10	21/10/2014 9:30	27.60	83.3	**5.60**	1.8	SR10	21/10/2014 15:30	28.00	91.9	6.13	2.9	SR10	21/10/2014 21:30	27.76	87.8	**5.88**	2.7
SR10	21/10/2014 3:35	27.53	85.7	**5.75**	3.3	SR10	21/10/2014 9:35	27.59	82.7	**5.55**	1.8	SR10	21/10/2014 15:35	28.03	92.3	6.15	2.6	SR10	21/10/2014 21:35	27.75	87.8	**5.88**	2.4
SR10	21/10/2014 3:40	27.54	86.4	**5.80**	3.3	SR10	21/10/2014 9:40	27.58	83.1	**5.58**	1.6	SR10	21/10/2014 15:40	28.00	88.3	**5.89**	2.5	SR10	21/10/2014 21:40	27.74	87.6	**5.87**	2.8
SR10	21/10/2014 3:45	27.53	85.4	**5.73**	4.0	SR10	21/10/2014 9:45	27.58	85.3	**5.73**	2.3	SR10	21/10/2014 15:45	27.99	85.0	**5.67**	2.3	SR10	21/10/2014 21:45	27.74	87.3	**5.85**	2.9
SR10	21/10/2014 3:50	27.51	84.9	**5.70**	3.6	SR10	21/10/2014 9:50	27.57	82.4	**5.54**	2.0	SR10	21/10/2014 15:50	28.00	85.7	**5.72**	2.3	SR10	21/10/2014 21:50	27.74	87.5	**5.86**	2.5
SR10	21/10/2014 3:55	27.55	86.6	**5.81**	3.0	SR10	21/10/2014 9:55	27.59	83.1	**5.58**	1.8	SR10	21/10/2014 15:55	27.96	85.9	**5.73**	2.0	SR10	21/10/2014 21:55	27.74	87.0	**5.83**	2.9
SR10	21/10/2014 4:00	27.52	85.3	**5.72**	4.6	SR10	21/10/2014 10:00	27.57	82.0	**5.51**	2.0	SR10	21/10/2014 16:00	27.92	83.3	**5.57**	2.2	SR10	21/10/2014 22:00	27.74	86.2	**5.78**	2.7
SR10	21/10/2014 4:05	27.52	85.0	**5.71**	4.0	SR10	21/10/2014 10:05	27.57	83.1	**5.59**	2.1	SR10	21/10/2014 16:05	27.91	78.9	**5.27**	2.2	SR10	21/10/2014 22:05	27.74	87.2	**5.84**	2.8
SR10	21/10/2014 4:10	27.52	84.0	**5.64**	3.7	SR10	21/10/2014 10:10	27.57	79.6	**5.35**	2.0	SR10	21/10/2014 16:10	27.91	76.8	**5.13**	2.0	SR10	21/10/2014 22:10	27.73	87.1	**5.84**	3.0
SR10	21/10/2014 4:15	27.52	81.2	**5.45**	3.5	SR10	21/10/2014 10:15	27.62	85.5	**5.74**	1.6	SR10	21/10/2014 16:15	27.90	79.2	**5.29**	2.8	SR10	21/10/2014 22:15	27.73	86.7	**5.81**	2.6
SR10	21/10/2014 4:20	27.51	80.3	**5.39**	2.6	SR10	21/10/2014 10:20	27.60	84.3	**5.66**	1.4	SR10	21/10/2014 16:20	27.93	82.0	**5.48**	1.7	SR10	21/10/2014 22:20	27.73	87.2	**5.85**	1.3
SR10	21/10/2014 4:25	27.51	83.2	**5.58**	3.0	SR10	21/10/2014 10:25	27.60	82.9	**5.56**	1.6	SR10	21/10/2014 16:25	27.94	86.5	**5.78**	1.3	SR10	21/10/2014 22:25	27.74	85.4	**5.72**	1.7
SR10	21/10/2014 4:30	27.49	82.6	**5.55**	2.4	SR10	21/10/2014 10:30	27.60	83.8	**5.63**	1.4	SR10	21/10/2014 16:30	27.93	87.3	**5.84**	1.3	SR10	21/10/2014 22:30	27.73	84.8	**5.68**	1.0
SR10	21/10/2014 4:35	27.50	82.8	**5.56**	2.4	SR10	21/10/2014 10:35	27.60	83.4	**5.60**	1.6	SR10	21/10/2014 16:35	27.93	88.3	**5.90**	1.6	SR10	21/10/2014 22:35	27.74	81.8	**5.49**	1.5
SR10	21/10/2014 4:40	27.49	81.2	**5.46**	2.3	SR10	21/10/2014 10:40	27.60	81.3	**5.46**	1.8	SR10	21/10/2014 16:40	27.92	86.9	**5.81**	1.3	SR10	21/10/2014 22:40	27.74	79.8	**5.35**	1.7
SR10	21/10/2014 4:45	27.50	82.8	**5.57**	2.3	SR10	21/10/2014 10:45	27.59	80.9	**5.44**	1.7	SR10	21/10/2014 16:45	27.93	86.9	**5.81**	1.3	SR10	21/10/2014 22:45	27.74	79.4	**5.32**	0.8
SR10	21/10/2014 4:50	27.50	82.0	**5.51**	2.5	SR10	21/10/2014 10:50	27.58	81.2	**5.46**	1.6	SR10	21/10/2014 16:50	27.94	87.4	**5.85**	1.3	SR10	21/10/2014 22:50	27.74	80.8	**5.42**	1.6
SR10	21/10/2014 4:55	27.50	81.7	**5.49**	2.3	SR10	21/10/2014 10:55	27.57	81.3	**5.47**	1.8	SR10	21/10/2014 16:55	27.94	86.7	**5.80**	1.5	SR10	21/10/2014 22:55	27.74	83.5	**5.60**	1.2
SR10	21/10/2014 5:00	27.50	82.2	**5.52**	2.9	SR10	21/10/2014 11:00	27.57	82.2	**5.52**	2.0	SR10	21/10/2014 17:00	27.94	86.5	**5.78**	1.8	SR10	21/10/2014 23:00	27.73	85.3	**5.72**	1.9
SR10	21/10/2014 5:05	27.50	82.1	**5.52**	2.6	SR10	21/10/2014 11:05	27.56	81.8	**5.50**	1.8	SR10	21/10/2014 17:05	27.94	89.3	5.97	1.1	SR10	21/10/2014 23:05	27.73	84.2	**5.65**	2.1
SR10	21/10/2014 5:10	27.50	82.7	**5.56**	2.4	SR10	21/10/2014 11:10	27.56	81.8	**5.50**	1.9	SR10	21/10/2014 17:10	27.94	88.1	**5.89**	2.0	SR10	21/10/2014 23:10	27.73	85.5	**5.74**	1.0
SR10	21/10/2014 5:15	27.52	83.0	**5.58**	2.4	SR10	21/10/2014 11:15	27.57	76.8	**5.16**	1.8	SR10	21/10/2014 17:15	27.95	86.1	**5.76**	1.5	SR10	21/10/2014 23:15	27.72	85.7	**5.75**	1.3
SR10	21/10/2014 5:20	27.51	82.6	**5.55**	2.4	SR10	21/10/2014 11:20	27.57	74.9	**5.03**	2.0	SR10	21/10/2014 17:20	27.96	85.5	**5.71**	1.4	SR10	21/10/2014 23:20	27.71	86.6	**5.82**	1.6
SR10	21/10/2014 5:25	27.52	84.4	**5.67**	3.0	SR10	21/10/2014 11:25	27.56	79.7	**5.36**	2.0	SR10	21/10/2014 17:25	27.97	85.0	**5.68**	1.5	SR10	21/10/2014 23:25	27.71	86.1	**5.77**	3.0
SR10	21/10/2014 5:30	27.50	82.3	**5.53**	3.1	SR10	21/10/2014 11:30	27.58	77.1	**5.18**	1.8	SR10	21/10/2014 17:30	27.99	85.8	**5.73**	1.8	SR10	21/10/2014 23:30	27.70	83.1	**5.57**	3.1
SR10	21/10/2014 5:35	27.50	80.3	**5.40**	2.6	SR10	21/10/2014 11:35	27.57	76.8	**5.16**	2.2	SR10	21/10/2014 17:35	28.00	84.2	**5.63**	2.5	SR10	21/10/2014 23:35	27.70	74.9	**5.02**	3.4
SR10	21/10/2014 5:40	27.52	83.1	**5.58**	2.8	SR10	21/10/2014 11:40	27.64	84.6	**5.68**	2.0	SR10	21/10/2014 17:40	28.01	82.4	**5.50**	1.6	SR10	21/10/2014 23:40	27.66	75.9	**5.09**	3.0
SR10	21/10/2014 5:45	27.52	83.4	**5.60**	2.6	SR10	21/10/2014 11:45	27.68	84.8	**5.69**	2.2	SR10	21/10/2014 17:45	28.00	82.7	**5.53**	1.8	SR10	21/10/2014 23:45	27.64	74.5	**5.00**	4.1
SR10	21/10/2014 5:50	27.52	82.2	**5.53**	1.9	SR10	21/10/2014 11:50	27.67	82.6	**5.54**	1.9	SR10	21/10/2014 17:50	28.02	83.9	**5.60**	1.7	SR10	21/10/2014 23:50	27.64	74.2	**4.98**	3.3
SR10	21/10/2014 5:55	27.53	83.8	**5.62**	3.0	SR10	21/10/2014 11:55	27.67	83.7	**5.61**	2.0	SR10	21/10/2014 17:55	28.04	83.6	**5.58**	1.6	SR10	21/10/2014 23:55	27.67	69.6	**4.66**	1.5

Station	Timestamp	Temp (° C)	DO (%)	DO (mg/L)	Tur (NTU)	Station	Timestamp	Temp (° C)	DO (%)	DO (mg/L)	Tur (NTU)	Station	Timestamp	Temp (° C)	DO (%)	DO (mg/L)	Tur (NTU)	Station	Timestamp	Temp (°C)	DO (%)	DO (mg/L)	Tur (NTU)
SR11	21/10/2014 0:00	27.83	78.5	**5.27**	1.3	SR11	21/10/2014 6:00	27.65	67.1	**4.52**	0.9	SR11	21/10/2014 12:00	27.74	73.0	**4.92**	3.0	SR11	21/10/2014 18:00	28.22	96.6	6.34	1.0
SR11	21/10/2014 0:05	27.81	76.7	**5.15**	1.0	SR11	21/10/2014 6:05	27.65	67.5	**4.55**	1.3	SR11	21/10/2014 12:05	27.79	71.2	**4.78**	2.4	SR11	21/10/2014 18:05	28.14	93.1	6.12	1.2
SR11	21/10/2014 0:10	27.81	80.4	**5.40**	0.9	SR11	21/10/2014 6:10	27.64	65.8	**4.43**	1.3	SR11	21/10/2014 12:10	27.76	72.4	**4.86**	2.6	SR11	21/10/2014 18:10	28.09	95.6	6.29	1.4
SR11	21/10/2014 0:15	27.79	77.9	**5.24**	0.9	SR11	21/10/2014 6:15	27.65	70.4	**4.73**	1.2	SR11	21/10/2014 12:15	27.79	75.2	**5.06**	2.5	SR11	21/10/2014 18:15	28.10	94.6	6.22	0.8
SR11	21/10/2014 0:20	27.79	78.0	**5.25**	0.9	SR11	21/10/2014 6:20	27.65	70.4	**4.74**	1.4	SR11	21/10/2014 12:20	27.80	76.2	**5.12**	2.5	SR11	21/10/2014 18:20	28.05	95.0	6.25	0.9
SR11	21/10/2014 0:25	27.80	83.0	**5.57**	1.1	SR11	21/10/2014 6:25	27.63	69.0	**4.65**	1.4	SR11	21/10/2014 12:25	27.79	76.4	**5.14**	3.1	SR11	21/10/2014 18:25	27.98	94.5	6.23	0.9
SR11	21/10/2014 0:30	27.80	79.6	**5.34**	0.5	SR11	21/10/2014 6:30	27.63	67.8	**4.57**	0.7	SR11	21/10/2014 12:30	27.78	74.8	**5.04**	3.3	SR11	21/10/2014 18:30	28.08	94.8	6.24	1.1
SR11	21/10/2014 0:35	27.80	83.4	**5.60**	0.4	SR11	21/10/2014 6:35	27.63	68.6	**4.62**	1.0	SR11	21/10/2014 12:35	27.79	74.7	**5.03**	3.1	SR11	21/10/2014 18:35	28.10	94.2	6.19	0.9
SR11	21/10/2014 0:40	27.79	80.9	**5.45**	0.6	SR11	21/10/2014 6:40	27.63	68.4	**4.61**	0.3	SR11	21/10/2014 12:40	27.78	74.4	**5.01**	2.7	SR11	21/10/2014 18:40	28.08	91.5	6.02	1.1
SR11	21/10/2014 0:45	27.79	83.2	**5.60**	0.5	SR11	21/10/2014 6:45	27.64	72.9	**4.91**	0.6	SR11	21/10/2014 12:45	27.86	73.7	**4.96**	2.2	SR11	21/10/2014 18:45	28.10	92.4	6.07	1.1
SR11	21/10/2014 0:50	27.79	83.3	**5.60**	0.7	SR11	21/10/2014 6:50	27.62	72.2	**4.87**	1.3	SR11	21/10/2014 12:50	27.82	75.6	**5.09**	2.3	SR11	21/10/2014 18:50	28.11	92.2	6.06	0.9
SR11	21/10/2014 0:55	27.79	82.9	**5.57**	0.5	SR11	21/10/2014 6:55	27.63	71.4	**4.81**	0.9	SR11	21/10/2014 12:55	27.78	77.6	**5.23**	2.5	SR11	21/10/2014 18:55	28.12	91.9	6.04	1.0
SR11	21/10/2014 1:00	27.80	83.5	**5.61**	0.5	SR11	21/10/2014 7:00	27.63	68.9	**4.63**	0.9	SR11						SR11	21/10/2014 19:00	28.15	93.5	6.14	0.9
SR11	21/10/2014 1:05	27.80	84.4	**5.66**	0.3	SR11	21/10/2014 7:05	27.63	67.9	**4.58**	0.7	SR11						SR11	21/10/2014 19:05	28.17	94.3	6.19	0.8
SR11	21/10/2014 1:10	27.80	82.7	**5.55**	0.7	SR11	21/10/2014 7:10	27.62	67.5	**4.54**	0.5	SR11						SR11	21/10/2014 19:10	28.18	94.9	6.23	0.8
SR11	21/10/2014 1:15	27.80	82.1	**5.51**	0.9	SR11	21/10/2014 7:15	27.62	68.5	**4.62**	0.7	SR11						SR11	21/10/2014 19:15	28.14	93.0	6.11	0.8
SR11	21/10/2014 1:20	27.79	83.1	**5.57**	0.6	SR11	21/10/2014 7:20	27.64	69.1	**4.65**	0.7	SR11	21/10/2014 13:20	27.82	78.6	**5.20**	3.3	SR11	21/10/2014 19:20	28.13	94.2	6.19	1.0
SR11	21/10/2014 1:25	27.79	82.2	**5.51**	0.7	SR11	21/10/2014 7:25	27.63	68.1	**4.59**	0.9	SR11	21/10/2014 13:25	27.93	79.3	**5.23**	3.8	SR11	21/10/2014 19:25	28.12	95.0	6.24	1.0
SR11	21/10/2014 1:30	27.79	82.5	**5.53**	0.6	SR11	21/10/2014 7:30	27.63	68.9	**4.64**	0.9	SR11	21/10/2014 13:30	27.90	84.9	**5.60**	2.2	SR11	21/10/2014 19:30	28.11	93.8	6.17	0.9
SR11	21/10/2014 1:35	27.78	82.9	**5.57**	1.0	SR11	21/10/2014 7:35	27.63	69.2	**4.65**	0.6	SR11	21/10/2014 13:35	27.87	78.7	**5.19**	3.6	SR11	21/10/2014 19:35	28.09	93.2	6.12	0.7
SR11	21/10/2014 1:40	27.78	80.7	**5.41**	0.5	SR11	21/10/2014 7:40	27.62	68.4	**4.61**	0.8	SR11	21/10/2014 13:40	28.02	85.5	**5.63**	1.9	SR11	21/10/2014 19:40	28.10	93.8	6.17	0.7
SR11	21/10/2014 1:45	27.77	79.8	**5.36**	0.5	SR11	21/10/2014 7:45	27.63	69.6	**4.69**	0.6	SR11	21/10/2014 13:45	27.94	83.8	**5.52**	1.8	SR11	21/10/2014 19:45	28.07	93.9	6.18	0.8
SR11	21/10/2014 1:50	27.77	79.8	**5.36**	0.5	SR11	21/10/2014 7:50	27.62	69.0	**4.65**	0.9	SR11	21/10/2014 13:50	28.07	85.2	**5.60**	1.0	SR11	21/10/2014 19:50	28.03	92.7	6.10	1.0
SR11	21/10/2014 1:55	27.77	79.1	**5.32**	0.7	SR11	21/10/2014 7:55	27.62	69.5	**4.69**	0.9	SR11	21/10/2014 13:55	27.93	80.9	**5.34**	3.4	SR11	21/10/2014 19:55	28.03	92.6	6.09	0.9
SR11	21/10/2014 2:00	27.77	81.2	**5.46**	0.6	SR11	21/10/2014 8:00	27.63	71.3	**4.80**	0.7	SR11	21/10/2014 14:00	28.07	90.3	**5.94**	1.1	SR11	21/10/2014 20:00	28.00	91.3	6.01	1.0
SR11	21/10/2014 2:05	27.76	80.3	**5.40**	0.7	SR11	21/10/2014 8:05	27.60	72.9	**4.91**	2.6	SR11	21/10/2014 14:05	28.06	89.8	**5.91**	1.1	SR11	21/10/2014 20:05	27.97	90.5	**5.96**	0.9
SR11	21/10/2014 2:10	27.77	81.4	**5.48**	0.5	SR11	21/10/2014 8:10	27.66	71.8	**4.84**	1.0	SR11	21/10/2014 14:10	27.92	87.5	**5.77**	2.6	SR11	21/10/2014 20:10	27.96	89.5	**5.89**	1.3
SR11	21/10/2014 2:15	27.77	81.7	**5.49**	0.4	SR11	21/10/2014 8:15	27.66	71.7	**4.83**	1.1	SR11	21/10/2014 14:15	27.97	89.2	**5.87**	2.6	SR11	21/10/2014 20:15	27.96	90.9	5.99	1.1
SR11	21/10/2014 2:20	27.77	82.6	**5.55**	0.5	SR11	21/10/2014 8:20	27.66	73.8	**4.97**	1.3	SR11	21/10/2014 14:20	28.00	90.3	**5.94**	1.5	SR11	21/10/2014 20:20	27.95	90.6	5.97	0.8
SR11	21/10/2014 2:25	27.77	82.2	**5.52**	0.3	SR11	21/10/2014 8:25	27.65	71.4	**4.81**	1.1	SR11	21/10/2014 14:25	27.99	94.1	6.20	1.0	SR11	21/10/2014 20:25	27.95	88.7	**5.85**	1.2
SR11	21/10/2014 2:30	27.76	80.3	**5.39**	0.5	SR11	21/10/2014 8:30	27.64	71.3	**4.81**	1.3	SR11	21/10/2014 14:30	27.96	90.3	**5.95**	1.4	SR11	21/10/2014 20:30	27.95	87.9	**5.79**	1.0
SR11	21/10/2014 2:35	27.75	79.1	**5.31**	0.7	SR11	21/10/2014 8:35	27.66	73.3	**4.94**	1.6	SR11	21/10/2014 14:35	27.97	92.5	6.09	1.3	SR11	21/10/2014 20:35	27.95	87.1	**5.74**	0.9
SR11	21/10/2014 2:40	27.75	77.9	**5.23**	0.6	SR11	21/10/2014 8:40	27.63	72.0	**4.86**	1.3	SR11	21/10/2014 14:40	28.06	95.7	6.29	1.0	SR11	21/10/2014 20:40	27.96	86.6	**5.70**	1.2
SR11	21/10/2014 2:45	27.74	75.7	**5.09**	0.7	SR11	21/10/2014 8:45	27.61	75.1	**5.06**	1.8	SR11	21/10/2014 14:45	27.95	91.5	6.03	1.5	SR11	21/10/2014 20:45	27.96	85.3	**5.62**	0.9
SR11	21/10/2014 2:50	27.74	76.5	**5.14**	1.0	SR11	21/10/2014 8:50	27.62	69.9	**4.72**	1.9	SR11	21/10/2014 14:50	27.97	93.9	6.19	1.1	SR11	21/10/2014 20:50	27.97	84.3	**5.55**	1.3
SR11	21/10/2014 2:55	27.74	76.8	**5.16**	1.1	SR11	21/10/2014 8:55	27.62	68.5	**4.62**	2.1	SR11	21/10/2014 14:55	27.95	97.3	6.41	1.6	SR11	21/10/2014 20:55	27.98	82.6	**5.44**	1.1
SR11	21/10/2014 3:00	27.74	78.0	**5.24**	0.8	SR11	21/10/2014 9:00	27.64	68.7	**4.63**	0.6	SR11	21/10/2014 15:00	28.02	94.7	6.23	0.9	SR11	21/10/2014 21:00	27.98	83.6	**5.51**	1.2
SR11	21/10/2014 3:05	27.74	78.3	**5.26**	1.1	SR11	21/10/2014 9:05	27.63	70.2	**4.73**	1.4	SR11	21/10/2014 15:05	28.02	89.3	**5.87**	1.1	SR11	21/10/2014 21:05	27.98	80.2	**5.28**	1.6
SR11	21/10/2014 3:10	27.74	77.4	**5.21**	0.7	SR11	21/10/2014 9:10	27.63	68.5	**4.62**	1.3	SR11	21/10/2014 15:10	28.05	95.6	6.28	1.1	SR11	21/10/2014 21:10	27.98	81.0	**5.33**	1.8
SR11	21/10/2014 3:15	27.74	78.3	**5.26**	0.8	SR11	21/10/2014 9:15	27.65	71.0	**4.79**	1.3	SR11	21/10/2014 15:15	28.06	95.6	6.28	0.9	SR11	21/10/2014 21:15	27.98	78.5	**5.17**	1.5
SR11	21/10/2014 3:20	27.74	77.6	**5.22**	0.8	SR11	21/10/2014 9:20	27.63	70.2	**4.73**	2.4	SR11	21/10/2014 15:20	28.07	92.8	6.10	0.7	SR11	21/10/2014 21:20	27.98	78.4	**5.16**	1.3
SR11	21/10/2014 3:25	27.74	78.3	**5.27**	0.7	SR11	21/10/2014 9:25	27.63	72.3	**4.88**	2.6	SR11	21/10/2014 15:25	28.02	93.5	6.15	2.5	SR11	21/10/2014 21:25	27.98	78.2	**5.15**	1.5
SR11	21/10/2014 3:30	27.73	78.4	**5.27**	0.6	SR11	21/10/2014 9:30	27.65	75.1	**5.06**	1.4	SR11	21/10/2014 15:30	28.14	92.5	6.07	1.7	SR11	21/10/2014 21:30	27.98	75.7	**4.98**	1.4
SR11	21/10/2014 3:35	27.74	79.0	**5.32**	0.5	SR11	21/10/2014 9:35	27.63	69.0	**4.64**	2.3	SR11	21/10/2014 15:35	28.23	96.7	6.34	1.1	SR11	21/10/2014 21:35	27.98	75.6	**4.98**	1.4
SR11	21/10/2014 3:40	27.74	79.2	**5.32**	0.4	SR11	21/10/2014 9:40	27.66	73.1	**4.93**	2.3	SR11	21/10/2014 15:40	28.32	97.0	6.35	0.9	SR11	21/10/2014 21:40	27.97	71.6	**4.71**	1.6
SR11	21/10/2014 3:45	27.74	80.1	**5.40**	0.4	SR11	21/10/2014 9:45	27.63	69.0	**4.65**	1.3	SR11	21/10/2014 15:45	28.25	95.6	6.27	1.0	SR11	21/10/2014 21:45	27.98	71.2	**4.69**	1.4
SR11	21/10/2014 3:50	27.73	79.3	**5.34**	0.6	SR11	21/10/2014 9:50	27.66	74.4	**5.02**	1.6	SR11	21/10/2014 15:50	28.43	96.6	6.31	1.0	SR11	21/10/2014 21:50	27.97	70.5	**4.64**	1.6
SR11	21/10/2014 3:55	27.74	79.4	**5.34**	0.5	SR11	21/10/2014 9:55	27.64	70.5	**4.76**	1.9	SR11	21/10/2014 15:55	28.09	90.7	**5.96**	2.0	SR11	21/10/2014 21:55	27.98	72.5	**4.77**	0.8
SR11	21/10/2014 4:00	27.73	78.8	**5.30**	0.9	SR11	21/10/2014 10:00	27.65	73.1	**4.93**	1.6	SR11	21/10/2014 16:00	28.36	98.2	6.42	1.3	SR11	21/10/2014 22:00	27.97	72.7	**4.78**	1.4
SR11	21/10/2014 4:05	27.73	78.2	**5.27**	0.7	SR11	21/10/2014 10:05	27.65	73.0	**4.93**	1.6	SR11	21/10/2014 16:05	28.15	92.8	6.09	1.5	SR11	21/10/2014 22:05	27.98	72.6	**4.78**	1.4
SR11	21/10/2014 4:10	27.72	80.0	**5.39**	0.6	SR11	21/10/2014 10:10	27.65	70.9	**4.78**	2.4	SR11	21/10/2014 16:10	28.10	93.9	6.17	1.1	SR11	21/10/2014 22:10	27.98	71.8	**4.73**	1.3
SR11	21/10/2014 4:15	27.72	78.0	**5.24**	0.7	SR11	21/10/2014 10:15	27.62	66.5	**4.49**	0.9	SR11	21/10/2014 16:15	28.03	90.1	**5.92**	1.6	SR11	21/10/2014 22:15	27.98	72.7	**4.78**	0.8
SR11	21/10/2014 4:20	27.72	77.8	**5.24**	0.4	SR11	21/10/2014 10:20	27.64	69.7	**4.71**	1.2	SR11	21/10/2014 16:20	28.17	90.6	**5.95**	1.1	SR11	21/10/2014 22:20	27.97	71.8	**4.73**	1.3
SR11	21/10/2014 4:25	27.71	77.7	**5.23**	0.7	SR11	21/10/2014 10:25	27.64	70.5	**4.76**	1.8	SR11	21/10/2014 16:25	28.02	91.0	5.99	1.4	SR11	21/10/2014 22:25	27.98	72.4	**4.77**	0.7
SR11	21/10/2014 4:30	27.71	77.5	**5.22**	0.6	SR11	21/10/2014 10:30	27.64	68.5	**4.62**	1.2	SR11	21/10/2014 16:30	28.08	91.1	5.98	1.3	SR11	21/10/2014 22:30	27.98	73.2	**4.82**	0.7
SR11	21/10/2014 4:35	27.71	77.0	**5.18**	0.6	SR11	21/10/2014 10:35	27.64	67.0	**4.52**	1.0	SR11	21/10/2014 16:35	28.19	93.0	6.10	1.1	SR11	21/10/2014 22:35	27.98	71.4	**4.70**	0.7
SR11	21/10/2014 4:40	27.70	76.4	**5.14**	0.5	SR11	21/10/2014 10:40	27.66	70.1	**4.73**	2.5	SR11	21/10/2014 16:40	28.35	92.0	6.02	0.9	SR11	21/10/2014 22:40	27.99	72.8	**4.79**	0.5
SR11	21/10/2014 4:45	27.70	76.5	**5.15**	1.0	SR11	21/10/2014 10:45	27.65	68.2	**4.60**	1.5	SR11	21/10/2014 16:45	28.29	90.8	**5.95**	1.2	SR11	21/10/2014 22:45	27.99	71.7	**4.72**	0.5
SR11	21/10/2014 4:50	27.69	75.7	**5.10**	0.4	SR11	21/10/2014 10:50	27.65	67.8	**4.57**	1.7	SR11	21/10/2014 16:50	28.41	93.0	6.08	1.5	SR11	21/10/2014 22:50	27.99	71.4	**4.70**	0.3
SR11	21/10/2014 4:55	27.70	76.3	**5.13**	0.5	SR11	21/10/2014 10:55	27.67	69.3	**4.67**	1.0	SR11	21/10/2014 16:55	28.52	99.4	6.49	1.3	SR11	21/10/2014 22:55	27.98	71.1	**4.68**	0.7
SR11	21/10/2014 5:00	27.69	74.4	**5.01**	0.4	SR11	21/10/2014 11:00	27.66	73.9	**4.98**	4.1	SR11	21/10/2014 17:00	28.44	98.5	6.44	1.1	SR11	21/10/2014 23:00	28.00	74.0	**4.87**	0.4
SR11	21/10/2014 5:05	27.72	75.7	**5.10**	0.6	SR11	21/10/2014 11:05	27.67	68.4	**4.61**	0.9	SR11	21/10/2014 17:05	28.32	97.4	6.38	1.5	SR11	21/10/2014 23:05	27.99	72.4	**4.77**	0.6
SR11	21/10/2014 5:10	27.69	73.6	**4.95**	0.6	SR11	21/10/2014 11:10	27.66	68.2	**4.60**	1.7	SR11	21/10/2014 17:10	28.39	98.1	6.42	1.7	SR11	21/10/2014 23:10	28.00	74.5	**4.90**	0.7
SR11	21/10/2014 5:15	27.69	73.8	**4.96**	0.6	SR11	21/10/2014 11:15	27.68	75.2	**5.07**	3.0	SR11	21/10/2014 17:15	28.36	97.7	6.40	2.0	SR11	21/10/2014 23:15	27.96	69.9	**4.60**	1.8
SR11	21/10/2014 5:20	27.69	76.6	**5.15**	0.8	SR11	21/10/2014 11:20	27.67	76.2	**5.14**	1.7	SR11	21/10/2014 17:20	28.39	98.0	6.41	1.2	SR11	21/10/2014 23:20	27.96	70.3	**4.63**	1.1
SR11	21/10/2014 5:25	27.68	75.4	**5.07**	1.0	SR11	21/10/2014 11:25	27.69	68.7	**4.63**	1.4	SR11	21/10/2014 17:25	28.34	97.7	6.40	1.1	SR11	21/10/2014 23:25	27.95	72.5	**4.77**	1.6
SR11	21/10/2014 5:30	27.66	77.3	**5.21**	0.9	SR11	21/10/2014 11:30	27.69	70.1	**4.72**	2.1	SR11	21/10/2014 17:30	28.30	97.5	6.39	0.8	SR11	21/10/2014 23:30	27.95	69.7	**4.59**	1.0
SR11	21/10/2014 5:35	27.67	72.2	**4.86**	0.9	SR11	21/10/2014 11:35	27.69	73.8	**4.97**	1.6	SR11	21/10/2014 17:35	28.17	97.4	6.40	0.8	SR11	21/10/2014 23:35	27.95	70.5	**4.64**	1.3
SR11	21/10/2014 5:40	27.66	76.2	**5.12**	0.9	SR11	21/10/2014 11:40	27.69	80.5	**5.42**	1.8	SR11	21/10/2014 17:40	28.08	96.4	6.34	1.2	SR11	21/10/2014 23:40	27.96	70.4	**4.64**	1.1
SR11	21/10/2014 5:45	27.67	71.9	**4.84**	1.2	SR11	21/10/2014 11:45	27.68	74.3	**5.01**	1.6	SR11	21/10/2014 17:45	28.07	96.2	6.33	0.8	SR11	21/10/2014 23:45	27.95	71.0	**4.67**	1.1
SR11	21/10/2014 5:50	27.65	73.7	**4.96**	1.6	SR11	21/10/2014 11:50	27.72	70.7	**4.76**	2.5	SR11	21/10/2014 17:50	28.06	95.9	6.31	1.0	SR11	21/10/2014 23:50	27.95	71.8	**4.73**	1.2
SR11	21/10/2014 5:55	27.66	71.4	**4.80**	1.2	SR11	21/10/2014 11:55	27.76	71.5	**4.81**	2.0	SR11	21/10/2014 17:55	28.07	95.4	6.28	1.1	SR11	21/10/2014 23:55	27.96	71.2	**4.69**	1.2

Station	Timestamp	Temp (° C)	DO (%)	DO (mg/L)	Tur (NTU)	Station	Timestamp	Temp (° C)	DO (%)	DO (mg/L)	Tur (NTU)	Station	Timestamp	Temp (° C)	DO (%)	DO (mg/L)	Tur (NTU)	Station	Timestamp	Temp (°C)	DO (%)	DO (mg/L)	Tur (NTU)
SR12	21/10/2014 0:01	27.83	79.4	5.21	4.9	SR12	21/10/2014 6:01	27.80	72.3	4.74	5.2	SR12	21/10/2014 12:01	27.80	82.7	5.43	6.4	SR12	21/10/2014 18:01	27.84	78.2	5.13	9.2
SR12	21/10/2014 0:06	27.84	78.8	5.17	5.2	SR12	21/10/2014 6:06	27.79	72.5	4.76	4.6	SR12	21/10/2014 12:06	27.80	82.6	5.43	5.6	SR12	21/10/2014 18:06	27.84	78.0	5.12	8.2
SR12	21/10/2014 0:11	27.83	81.1	5.32	5.1	SR12	21/10/2014 6:11	27.80	73.1	4.79	5.3	SR12	21/10/2014 12:11	27.79	82.8	5.44	5.8	SR12	21/10/2014 18:11	27.84	78.5	5.15	8.9
SR12	21/10/2014 0:16	27.84	80.6	5.29	5.6	SR12	21/10/2014 6:16	27.80	72.2	4.74	4.7	SR12	21/10/2014 12:16	27.80	83.1	5.46	6.3	SR12	21/10/2014 18:16	27.83	77.3	5.07	8.1
SR12	21/10/2014 0:21	27.83	80.0	5.25	5.2	SR12	21/10/2014 6:21	27.80	70.6	4.63	4.3	SR12	21/10/2014 12:21	27.79	83.8	5.51	6.0	SR12	21/10/2014 18:21	27.84	76.5	5.02	**11.4**
SR12	21/10/2014 0:26	27.82	81.7	5.36	4.5	SR12	21/10/2014 6:26	27.80	71.8	4.71	4.7	SR12	21/10/2014 12:26	27.79	84.4	5.55	5.3	SR12	21/10/2014 18:26	27.83	77.1	5.06	8.5
SR12	21/10/2014 0:31	27.83	81.1	5.32	5.1	SR12	21/10/2014 6:31	27.79	71.4	4.68	4.7	SR12	21/10/2014 12:31	27.79	83.6	5.49	6.6	SR12	21/10/2014 18:31	27.82	76.2	5.01	7.5
SR12	21/10/2014 0:36	27.82	80.3	5.27	4.5	SR12	21/10/2014 6:36	27.79	72.6	4.76	4.2	SR12	21/10/2014 12:36	27.78	84.2	5.54	5.5	SR12	21/10/2014 18:36	27.84	76.0	4.99	7.6
SR12	21/10/2014 0:41	27.83	79.9	5.24	4.4	SR12	21/10/2014 6:41	27.79	71.3	4.68	7.0	SR12	21/10/2014 12:41	27.79	84.0	5.52	5.4	SR12	21/10/2014 18:41	27.84	75.5	4.96	7.5
SR12	21/10/2014 0:46	27.82	81.1	5.32	4.8	SR12	21/10/2014 6:46	27.79	71.6	4.70	6.5	SR12	21/10/2014 12:46	27.80	84.0	5.52	5.8	SR12	21/10/2014 18:46	27.83	74.9	4.92	7.7
SR12	21/10/2014 0:51	27.83	80.2	5.26	5.8	SR12	21/10/2014 6:51	27.79	73.0	4.79	6.4	SR12	21/10/2014 12:51	27.81	84.1	5.53	6.6	SR12	21/10/2014 18:51	27.84	74.5	4.89	7.3
SR12	21/10/2014 0:56	27.82	80.8	5.30	4.6	SR12	21/10/2014 6:56	27.79	73.2	4.80	5.7	SR12	21/10/2014 12:56	27.81	84.3	5.54	6.2	SR12	21/10/2014 18:56	27.84	75.4	4.95	7.4
SR12	21/10/2014 1:01	27.82	80.8	5.30	4.7	SR12	21/10/2014 7:01	27.79	72.7	4.77	4.6	SR12	21/10/2014 13:01	27.81	83.8	5.50	6.2	SR12	21/10/2014 19:01	27.83	76.5	5.03	7.5
SR12	21/10/2014 1:06	27.81	81.4	5.34	5.3	SR12	21/10/2014 7:06	27.79	73.3	4.81	4.7	SR12	21/10/2014 13:06	27.81	84.6	5.56	6.1	SR12	21/10/2014 19:06	27.83	75.1	4.93	7.5
SR12	21/10/2014 1:11	27.81	81.4	5.34	4.7	SR12	21/10/2014 7:11	27.79	72.2	4.74	6.8	SR12	21/10/2014 13:11	27.81	83.9	5.51	6.1	SR12	21/10/2014 19:11	27.83	75.8	4.97	8.8
SR12	21/10/2014 1:16	27.79	82.1	5.39	5.0	SR12	21/10/2014 7:16	27.79	71.8	4.71	6.4	SR12	21/10/2014 13:16	27.82	83.7	5.50	6.0	SR12	21/10/2014 19:16	27.83	75.6	4.96	7.2
SR12	21/10/2014 1:21	27.80	81.7	5.36	4.8	SR12	21/10/2014 7:21	27.79	71.6	4.70	6.2	SR12	21/10/2014 13:21	27.83	85.6	5.62	6.5	SR12	21/10/2014 19:21	27.83	75.1	4.93	8.1
SR12	21/10/2014 1:26	27.79	81.7	5.36	5.0	SR12	21/10/2014 7:26	27.79	71.5	4.69	6.2	SR12	21/10/2014 13:26	27.82	83.9	5.51	6.9	SR12	21/10/2014 19:26	27.82	76.7	5.04	7.1
SR12	21/10/2014 1:31	27.79	81.9	5.38	5.1	SR12	21/10/2014 7:31	27.79	72.6	4.77	6.3	SR12	21/10/2014 13:31	27.82	83.6	5.49	6.2	SR12	21/10/2014 19:31	27.82	75.9	4.98	7.4
SR12	21/10/2014 1:36	27.78	81.4	5.34	4.5	SR12	21/10/2014 7:36	27.79	71.3	4.68	5.8	SR12	21/10/2014 13:36	27.83	84.0	5.52	6.6	SR12	21/10/2014 19:36	27.82	75.4	4.95	8.5
SR12	21/10/2014 1:41	27.78	81.0	5.32	5.5	SR12	21/10/2014 7:41	27.79	71.7	4.71	5.1	SR12	21/10/2014 13:41	27.83	84.4	5.54	6.1	SR12	21/10/2014 19:41	27.82	74.9	4.92	6.9
SR12	21/10/2014 1:46	27.79	80.0	5.25	4.6	SR12	21/10/2014 7:46	27.77	71.7	4.71	4.2	SR12	21/10/2014 13:46	27.83	84.8	5.57	6.7	SR12	21/10/2014 19:46	27.83	74.5	4.89	6.3
SR12	21/10/2014 1:51	27.78	80.5	5.28	4.5	SR12	21/10/2014 7:51	27.78	71.4	4.69	5.4	SR12	21/10/2014 13:51	27.84	84.1	5.52	6.5	SR12	21/10/2014 19:51	27.84	75.8	4.97	7.6
SR12	21/10/2014 1:56	27.78	81.1	5.32	8.4	SR12	21/10/2014 7:56	27.78	71.6	4.70	6.3	SR12	21/10/2014 13:56	27.83	84.0	5.52	6.9	SR12	21/10/2014 19:56	27.83	75.1	4.93	7.2
SR12	21/10/2014 2:01	27.77	81.2	5.33	5.2	SR12	21/10/2014 8:01	27.78	71.0	4.66	6.6	SR12	21/10/2014 14:01	27.83	84.8	5.57	6.6	SR12	21/10/2014 20:01	27.83	76.2	5.00	6.6
SR12	21/10/2014 2:06	27.77	80.6	5.29	4.9	SR12	21/10/2014 8:06	27.78	71.1	4.67	6.9	SR12	21/10/2014 14:06	27.83	84.5	5.55	6.3	SR12	21/10/2014 20:06	27.84	76.5	5.02	6.6
SR12	21/10/2014 2:11	27.77	80.5	5.28	5.3	SR12	21/10/2014 8:11	27.79	71.6	4.70	7.0	SR12	21/10/2014 14:11	27.84	85.5	5.61	6.1	SR12	21/10/2014 20:11	27.84	75.6	4.96	6.9
SR12	21/10/2014 2:16	27.77	80.7	5.30	4.5	SR12	21/10/2014 8:16	27.79	71.7	4.71	6.5	SR12	21/10/2014 14:16	27.84	86.2	5.66	6.1	SR12	21/10/2014 20:16	27.84	75.0	4.92	7.7
SR12	21/10/2014 2:21	27.77	79.4	5.21	4.3	SR12	21/10/2014 8:21	27.80	72.4	4.75	6.2	SR12	21/10/2014 14:21	27.84	86.2	5.66	5.7	SR12	21/10/2014 20:21	27.84	75.4	4.95	7.4
SR12	21/10/2014 2:26	27.77	79.0	5.19	4.4	SR12	21/10/2014 8:26	27.81	73.6	4.83	5.0	SR12	21/10/2014 14:26	27.84	86.0	5.64	6.1	SR12	21/10/2014 20:26	27.84	75.1	4.93	8.4
SR12	21/10/2014 2:31	27.77	78.8	5.17	4.5	SR12	21/10/2014 8:31	27.80	73.3	4.81	5.9	SR12	21/10/2014 14:31	27.85	87.3	5.73	5.4	SR12	21/10/2014 20:31	27.84	76.0	4.99	8.1
SR12	21/10/2014 2:36	27.76	79.4	5.21	4.6	SR12	21/10/2014 8:36	27.80	73.4	4.82	6.0	SR12	21/10/2014 14:36	27.85	86.1	5.65	5.7	SR12	21/10/2014 20:36	27.84	76.6	5.03	7.1
SR12	21/10/2014 2:41	27.76	79.9	5.24	5.5	SR12	21/10/2014 8:41	27.80	73.3	4.81	6.8	SR12	21/10/2014 14:41	27.84	86.1	5.65	5.2	SR12	21/10/2014 20:41	27.84	76.7	5.04	6.8
SR12	21/10/2014 2:46	27.73	81.7	5.37	4.0	SR12	21/10/2014 8:46	27.80	73.6	4.83	5.6	SR12	21/10/2014 14:46	27.84	86.8	5.70	5.3	SR12	21/10/2014 20:46	27.84	76.6	5.03	7.2
SR12	21/10/2014 2:51	27.73	82.2	5.40	4.0	SR12	21/10/2014 8:51	27.80	73.5	4.82	5.5	SR12	21/10/2014 14:51	27.85	87.8	5.77	4.7	SR12	21/10/2014 20:51	27.84	76.8	5.04	7.5
SR12	21/10/2014 2:56	27.73	82.2	5.40	4.2	SR12	21/10/2014 8:56	27.81	73.5	4.82	5.2	SR12	21/10/2014 14:56	27.84	87.5	5.75	4.4	SR12	21/10/2014 20:56	27.84	76.2	5.00	7.5
SR12	21/10/2014 3:01	27.73	80.3	5.28	3.7	SR12	21/10/2014 9:01	27.81	73.5	4.82	5.7	SR12	21/10/2014 15:01	27.85	88.2	5.79	4.8	SR12	21/10/2014 21:01	27.83	76.2	5.00	6.7
SR12	21/10/2014 3:06	27.72	81.9	5.38	3.8	SR12	21/10/2014 9:06	27.81	73.6	4.83	6.3	SR12	21/10/2014 15:06	27.87	90.5	5.95	4.4	SR12	21/10/2014 21:06	27.84	75.7	4.97	8.5
SR12	21/10/2014 3:11	27.72	81.4	5.35	3.3	SR12	21/10/2014 9:11	27.82	73.6	4.83	4.9	SR12	21/10/2014 15:11	27.88	90.4	5.94	4.6	SR12	21/10/2014 21:11	27.83	75.1	4.93	8.0
SR12	21/10/2014 3:16	27.71	80.4	5.29	3.7	SR12	21/10/2014 9:16	27.81	73.6	4.83	5.5	SR12	21/10/2014 15:16	27.87	90.7	5.96	4.4	SR12	21/10/2014 21:16	27.83	76.3	5.01	7.8
SR12	21/10/2014 3:21	27.73	79.4	5.21	3.7	SR12	21/10/2014 9:21	27.81	73.1	4.80	6.6	SR12	21/10/2014 15:21	27.87	90.0	5.91	4.4	SR12	21/10/2014 21:21	27.82	76.0	4.99	7.1
SR12	21/10/2014 3:26	27.72	79.0	5.19	3.7	SR12	21/10/2014 9:26	27.83	75.0	4.92	4.8	SR12	21/10/2014 15:26	27.87	89.5	5.88	4.5	SR12	21/10/2014 21:26	27.82	76.1	5.00	8.1
SR12	21/10/2014 3:31	27.74	78.7	5.17	5.1	SR12	21/10/2014 9:31	27.81	76.2	5.00	4.4	SR12	21/10/2014 15:31	27.87	89.2	5.86	4.8	SR12	21/10/2014 21:31	27.82	81.8	5.37	4.5
SR12	21/10/2014 3:36	27.75	78.8	5.18	4.5	SR12	21/10/2014 9:36	27.81	76.7	5.03	4.1	SR12	21/10/2014 15:36	27.87	89.1	5.85	4.1	SR12	21/10/2014 21:36	27.83	80.6	5.30	4.7
SR12	21/10/2014 3:41	27.75	78.5	5.15	4.1	SR12	21/10/2014 9:41	27.80	77.0	5.05	4.7	SR12	21/10/2014 15:41	27.86	87.2	5.73	4.3	SR12	21/10/2014 21:41	27.83	81.7	5.37	5.0
SR12	21/10/2014 3:46	27.74	79.5	5.22	4.3	SR12	21/10/2014 9:46	27.79	77.3	5.08	4.3	SR12	21/10/2014 15:46	27.86	87.0	5.71	4.6	SR12	21/10/2014 21:46	27.83	80.7	5.30	5.1
SR12	21/10/2014 3:51	27.75	79.8	5.24	4.5	SR12	21/10/2014 9:51	27.80	77.2	5.07	4.2	SR12	21/10/2014 15:51	27.86	87.0	5.71	4.9	SR12	21/10/2014 21:51	27.83	81.2	5.34	5.0
SR12	21/10/2014 3:56	27.75	78.7	5.17	4.2	SR12	21/10/2014 9:56	27.79	77.3	5.08	5.0	SR12	21/10/2014 15:56	27.85	87.2	5.73	4.7	SR12	21/10/2014 21:56	27.84	80.9	5.31	5.2
SR12	21/10/2014 4:01	27.75	78.6	5.16	4.2	SR12	21/10/2014 10:01	27.78	78.5	5.16	5.5	SR12	21/10/2014 16:01	27.85	86.6	5.69	4.7	SR12	21/10/2014 22:01	27.84	80.6	5.30	5.0
SR12	21/10/2014 4:06	27.76	78.3	5.14	5.2	SR12	21/10/2014 10:06	27.79	78.3	5.14	6.2	SR12	21/10/2014 16:06	27.85	86.0	5.65	7.0	SR12	21/10/2014 22:06	27.84	81.5	5.35	5.6
SR12	21/10/2014 4:11	27.76	77.7	5.10	4.7	SR12	21/10/2014 10:11	27.79	78.1	5.13	5.3	SR12	21/10/2014 16:11	27.86	85.5	5.61	8.4	SR12	21/10/2014 22:11	27.84	80.0	5.26	4.5
SR12	21/10/2014 4:16	27.76	77.6	5.10	4.7	SR12	21/10/2014 10:16	27.79	77.4	5.08	4.7	SR12	21/10/2014 16:16	27.86	84.9	5.57	8.3	SR12	21/10/2014 22:16	27.84	80.9	5.32	5.1
SR12	21/10/2014 4:21	27.77	76.8	5.04	5.0	SR12	21/10/2014 10:21	27.78	77.4	5.08	6.2	SR12	21/10/2014 16:21	27.86	83.4	5.47	**10.6**	SR12	21/10/2014 22:21	27.85	81.2	5.34	5.4
SR12	21/10/2014 4:26	27.77	76.6	5.03	4.7	SR12	21/10/2014 10:26	27.78	77.2	5.07	5.0	SR12	21/10/2014 16:26	27.86	83.9	5.51	8.5	SR12	21/10/2014 22:26	27.85	81.9	5.38	5.9
SR12	21/10/2014 4:31	27.78	76.4	5.01	6.0	SR12	21/10/2014 10:31	27.78	77.5	5.09	5.2	SR12	21/10/2014 16:31	27.86	82.1	5.39	**12.6**	SR12	21/10/2014 22:31	27.84	82.5	5.42	5.6
SR12	21/10/2014 4:36	27.78	76.4	5.01	5.1	SR12	21/10/2014 10:36	27.78	76.6	5.03	5.3	SR12	21/10/2014 16:36	27.86	82.0	5.38	**11.9**	SR12	21/10/2014 22:36	27.85	83.1	5.46	7.2
SR12	21/10/2014 4:41	27.78	76.6	5.03	6.4	SR12	21/10/2014 10:41	27.78	76.7	5.04	5.4	SR12	21/10/2014 16:41	27.86	81.4	5.35	**11.5**	SR12	21/10/2014 22:41	27.84	82.7	5.44	5.6
SR12	21/10/2014 4:46	27.78	76.3	5.01	5.5	SR12	21/10/2014 10:46	27.77	76.8	5.04	5.5	SR12	21/10/2014 16:46	27.86	82.1	5.39	**11.1**	SR12	21/10/2014 22:46	27.83	86.2	5.67	5.2
SR12	21/10/2014 4:51	27.78	76.2	5.00	4.6	SR12	21/10/2014 10:51	27.77	76.9	5.05	5.5	SR12	21/10/2014 16:51	27.86	81.2	5.33	**12.8**	SR12	21/10/2014 22:51	27.83	85.8	5.64	5.5
SR12	21/10/2014 4:56	27.78	76.4	5.02	4.6	SR12	21/10/2014 10:56	27.78	76.7	5.04	5.3	SR12	21/10/2014 16:56	27.86	80.6	5.29	**14.7**	SR12	21/10/2014 22:56	27.83	85.5	5.62	4.5
SR12	21/10/2014 5:01	27.78	75.7	4.97	5.6	SR12	21/10/2014 11:01	27.78	76.4	5.02	4.8	SR12	21/10/2014 17:01	27.85	80.9	5.31	**12.7**	SR12	21/10/2014 23:01	27.83	87.5	5.76	4.4
SR12	21/10/2014 5:06	27.79	75.1	4.93	5.0	SR12	21/10/2014 11:06	27.80	76.9	5.05	4.5	SR12	21/10/2014 17:06	27.85	80.4	5.28	**10.7**	SR12	21/10/2014 23:06	27.83	86.5	5.69	4.8
SR12	21/10/2014 5:11	27.78	75.1	4.93	5.5	SR12	21/10/2014 11:11	27.81	80.4	5.27	4.8	SR12	21/10/2014 17:11	27.85	81.2	5.33	**11.2**	SR12	21/10/2014 23:11	27.82	86.8	5.71	4.1
SR12	21/10/2014 5:16	27.78	74.2	4.87	4.7	SR12	21/10/2014 11:16	27.79	79.7	5.23	5.3	SR12	21/10/2014 17:16	27.84	80.4	5.28	9.1	SR12	21/10/2014 23:16	27.84	85.8	5.64	5.7
SR12	21/10/2014 5:21	27.78	74.7	4.90	4.4	SR12	21/10/2014 11:21	27.82	79.8	5.24	5.2	SR12	21/10/2014 17:21	27.84	80.5	5.29	**12.4**	SR12	21/10/2014 23:21	27.84	86.2	5.67	5.7
SR12	21/10/2014 5:26	27.78	74.1	4.86	4.2	SR12	21/10/2014 11:26	27.80	81.8	5.37	4.8	SR12	21/10/2014 17:26	27.84	80.3	5.27	9.6	SR12	21/10/2014 23:26	27.84	87.2	5.74	4.8
SR12	21/10/2014 5:31	27.79	72.5	4.76	4.7	SR12	21/10/2014 11:31	27.79	83.6	5.49	4.4	SR12	21/10/2014 17:31	27.84	79.7	5.23	**10.4**	SR12	21/10/2014 23:31	27.84	86.1	5.67	5.4
SR12	21/10/2014 5:36	27.79	73.0	4.79	4.3	SR12	21/10/2014 11:36	27.80	81.8	5.37	4.3	SR12	21/10/2014 17:36	27.84	79.9	5.24	9.5	SR12	21/10/2014 23:36	27.85	86.3	5.68	5.6
SR12	21/10/2014 5:41	27.79	73.1	4.80	5.0	SR12	21/10/2014 11:41	27.79	83.2	5.47	4.4	SR12	21/10/2014 17:41	27.83	80.0	5.25	9.1	SR12	21/10/2014 23:41	27.85	86.9	5.72	4.9
SR12	21/10/2014 5:46	27.80	72.1	4.73	4.6	SR12	21/10/2014 11:46	27.80	82.0	5.39	4.4	SR12	21/10/2014 17:46	27.84	78.9	5.18	9.3	SR12	21/10/2014 23:46	27.84	87.6	5.77	5.0
SR12	21/10/2014 5:51	27.79	71.7	4.71	4.2	SR12	21/10/2014 11:51	27.80	82.5	5.42	5.0	SR12	21/10/2014 17:51	27.84	78.7	5.17	9.1	SR12	21/10/2014 23:51	27.85	86.9	5.71	5.6
SR12	21/10/2014 5:56	27.80	72.1	4.73	4.3	SR12	21/10/2014 11:56	27.80	83.7	5.50	7.6	SR12	21/10/2014 17:56	27.84	79.3	5.21	9.2	SR12	21/10/2014 23:56	27.85	86.1	5.66	5.7

Station	Timestamp	Temp (° C)	DO (%)	DO (mg/L)	Tur (NTU)	Station	Timestamp	Temp (° C)	DO (%)	DO (mg/L)	Tur (NTU)	Station	Timestamp	Temp (° C)	DO (%)	DO (mg/L)	Tur (NTU)	Station	Timestamp	Temp (°C)	DO (%)	DO (mg/L)	Tur (NTU)
SR13	21/10/2014 0:00	27.83	68.5	**4.53**	1.8	SR13	21/10/2014 6:00	27.67	76.0	**5.05**	1.2	SR13	21/10/2014 12:00	27.78	72.6	**4.82**	1.5	SR13	21/10/2014 18:00	27.84	81.0	5.37	3.5
SR13	21/10/2014 0:05	27.83	68.4	**4.53**	2.0	SR13	21/10/2014 6:05	27.68	75.7	**5.03**	1.5	SR13	21/10/2014 12:05	27.78	71.4	**4.74**	1.1	SR13	21/10/2014 18:05	27.84	80.6	5.34	3.6
SR13	21/10/2014 0:10	27.83	69.0	**4.57**	1.9	SR13	21/10/2014 6:10	27.69	75.4	**5.01**	2.7	SR13	21/10/2014 12:10	27.79	73.2	**4.85**	1.0	SR13	21/10/2014 18:10	27.84	80.7	5.35	3.4
SR13	21/10/2014 0:15	27.82	67.6	**4.48**	1.3	SR13	21/10/2014 6:15	27.69	76.2	**5.06**	2.2	SR13	21/10/2014 12:15	27.76	72.3	**4.80**	3.1	SR13	21/10/2014 18:15	27.83	79.5	5.27	2.5
SR13	21/10/2014 0:20	27.82	68.1	**4.51**	1.4	SR13	21/10/2014 6:20	27.69	75.6	**5.02**	2.3	SR13	21/10/2014 12:20	27.72	69.5	**4.62**	2.2	SR13	21/10/2014 18:20	27.83	80.4	5.33	2.3
SR13	21/10/2014 0:25	27.82	70.0	**4.64**	2.4	SR13	21/10/2014 6:25	27.69	75.8	**5.03**	1.8	SR13	21/10/2014 12:25	27.72	68.0	**4.52**	3.7	SR13	21/10/2014 18:25	27.83	79.9	5.30	2.1
SR13	21/10/2014 0:30	27.81	69.4	**4.59**	1.7	SR13	21/10/2014 6:30	27.69	75.8	**5.03**	1.6	SR13	21/10/2014 12:30	27.73	68.4	**4.54**	2.5	SR13	21/10/2014 18:30	27.84	80.0	5.31	3.0
SR13	21/10/2014 0:35	27.81	69.6	**4.61**	1.9	SR13	21/10/2014 6:35	27.69	76.1	**5.05**	2.6	SR13	21/10/2014 12:35	27.73	69.1	**4.59**	2.5	SR13	21/10/2014 18:35	27.83	80.1	5.31	2.3
SR13	21/10/2014 0:40	27.81	69.6	**4.61**	1.5	SR13	21/10/2014 6:40	27.69	75.9	**5.04**	2.2	SR13	21/10/2014 12:40	27.72	69.2	**4.59**	2.4	SR13	21/10/2014 18:40	27.83	79.3	5.26	1.7
SR13	21/10/2014 0:45	27.81	70.1	**4.64**	2.4	SR13	21/10/2014 6:45	27.69	75.5	**5.01**	1.6	SR13	21/10/2014 12:45	27.72	68.6	**4.56**	2.8	SR13	21/10/2014 18:45	27.82	79.5	5.27	1.5
SR13	21/10/2014 0:50	27.81	69.9	**4.63**	1.8	SR13	21/10/2014 6:50	27.69	75.7	**5.03**	1.3	SR13	21/10/2014 12:50	27.70	67.7	**4.50**	1.6	SR13	21/10/2014 18:50	27.81	79.0	5.24	1.8
SR13	21/10/2014 0:55	27.81	68.7	**4.55**	1.8	SR13	21/10/2014 6:55	27.69	76.3	**5.07**	1.6	SR13	21/10/2014 12:55	27.69	67.8	**4.51**	2.0	SR13	21/10/2014 18:55	27.81	78.9	5.23	1.7
SR13	21/10/2014 1:00	27.81	68.3	**4.52**	1.7	SR13	21/10/2014 7:00	27.69	76.8	**5.10**	2.3	SR13	21/10/2014 13:00	27.69	66.8	**4.45**	2.7	SR13	21/10/2014 19:00	27.82	79.6	5.28	2.2
SR13	21/10/2014 1:05	27.81	67.6	**4.48**	3.1	SR13	21/10/2014 7:05	27.69	76.8	**5.10**	2.5	SR13	21/10/2014 13:05	27.71	66.3	**4.41**	3.8	SR13	21/10/2014 19:05	27.83	80.0	5.30	2.6
SR13	21/10/2014 1:10	27.79	65.2	**4.32**	1.6	SR13	21/10/2014 7:10	27.70	77.0	**5.11**	2.4	SR13	21/10/2014 13:10	27.74	68.2	**4.54**	3.2	SR13	21/10/2014 19:10	27.82	79.7	5.29	2.7
SR13	21/10/2014 1:15	27.80	67.9	**4.50**	1.5	SR13	21/10/2014 7:15	27.70	76.0	**5.05**	1.7	SR13	21/10/2014 13:15	27.75	68.1	**4.52**	3.0	SR13	21/10/2014 19:15	27.82	78.9	5.23	2.4
SR13	21/10/2014 1:20	27.80	68.4	**4.53**	1.9	SR13	21/10/2014 7:20	27.69	76.0	**5.05**	1.6	SR13	21/10/2014 13:20	27.75	68.3	**4.54**	3.2	SR13	21/10/2014 19:20	27.82	79.0	5.24	2.7
SR13	21/10/2014 1:25	27.81	68.4	**4.53**	1.3	SR13	21/10/2014 7:25	27.69	76.5	**5.08**	2.4	SR13	21/10/2014 13:25	27.75	67.6	**4.50**	3.5	SR13	21/10/2014 19:25	27.81	79.8	5.30	2.5
SR13	21/10/2014 1:30	27.80	68.2	**4.52**	1.7	SR13	21/10/2014 7:30	27.69	76.7	**5.09**	2.1	SR13	21/10/2014 13:30	27.76	67.2	**4.47**	3.9	SR13	21/10/2014 19:30	27.81	79.9	5.30	2.1
SR13	21/10/2014 1:35	27.81	69.5	**4.60**	2.3	SR13	21/10/2014 7:35	27.68	76.7	**5.09**	1.6	SR13	21/10/2014 13:35	27.75	66.4	**4.42**	4.9	SR13	21/10/2014 19:35	27.81	80.9	5.37	3.5
SR13	21/10/2014 1:40	27.81	69.8	**4.62**	2.5	SR13	21/10/2014 7:40	27.69	75.4	**5.01**	1.1	SR13	21/10/2014 13:40	27.77	65.7	**4.38**	2.6	SR13	21/10/2014 19:40	27.81	80.9	5.36	2.4
SR13	21/10/2014 1:45	27.80	70.1	**4.64**	2.3	SR13	21/10/2014 7:45	27.70	75.3	**5.00**	2.2	SR13	21/10/2014 13:45	27.81	70.9	**4.71**	2.4	SR13	21/10/2014 19:45	27.81	80.8	5.36	2.4
SR13	21/10/2014 1:50	27.81	70.2	**4.64**	2.6	SR13	21/10/2014 7:50	27.70	74.9	**4.97**	2.2	SR13	21/10/2014 13:50	27.86	72.5	**4.81**	2.0	SR13	21/10/2014 19:50	27.81	79.8	5.29	2.4
SR13	21/10/2014 1:55	27.80	69.9	**4.63**	1.9	SR13	21/10/2014 7:55	27.71	73.6	**4.89**	2.8	SR13	21/10/2014 13:55	27.87	72.8	**4.83**	3.3	SR13	21/10/2014 19:55	27.81	80.0	5.31	2.3
SR13	21/10/2014 2:00	27.80	67.5	**4.47**	1.2	SR13	21/10/2014 8:00	27.70	74.3	**4.93**	1.2	SR13	21/10/2014 14:00	27.88	73.8	**4.89**	2.1	SR13	21/10/2014 20:00	27.81	80.4	5.33	2.0
SR13	21/10/2014 2:05	27.81	67.9	**4.50**	1.3	SR13	21/10/2014 8:05	27.69	75.3	**5.00**	1.6	SR13	21/10/2014 14:05	27.86	71.8	**4.76**	2.8	SR13	21/10/2014 20:05	27.81	79.1	5.25	2.0
SR13	21/10/2014 2:10	27.80	68.6	**4.55**	1.8	SR13	21/10/2014 8:10	27.70	74.9	**4.97**	2.2	SR13	21/10/2014 14:10	27.85	72.5	**4.81**	2.5	SR13	21/10/2014 20:10	27.81	79.1	5.25	2.2
SR13	21/10/2014 2:15	27.72	72.8	**4.83**	2.1	SR13	21/10/2014 8:15	27.69	75.2	**4.99**	1.5	SR13	21/10/2014 14:15	27.86	76.1	**5.04**	8.2	SR13	21/10/2014 20:15	27.80	80.0	5.31	2.2
SR13	21/10/2014 2:20	27.72	72.8	**4.83**	1.9	SR13	21/10/2014 8:20	27.69	75.3	**5.00**	2.2	SR13	21/10/2014 14:20	27.87	76.3	**5.05**	7.1	SR13	21/10/2014 20:20	27.80	80.4	5.34	2.2
SR13	21/10/2014 2:25	27.71	72.3	**4.79**	1.2	SR13	21/10/2014 8:25	27.69	75.5	**5.01**	2.1	SR13	21/10/2014 14:25	27.84	73.8	**4.89**	6.7	SR13	21/10/2014 20:25	27.81	79.5	5.28	2.2
SR13	21/10/2014 2:30	27.72	72.3	**4.80**	1.6	SR13	21/10/2014 8:30	27.69	75.0	**4.98**	1.7	SR13	21/10/2014 14:30	27.85	74.6	**4.95**	6.9	SR13	21/10/2014 20:30	27.81	79.5	5.27	2.0
SR13	21/10/2014 2:35	27.74	72.7	**4.82**	1.7	SR13	21/10/2014 8:35	27.68	74.9	**4.97**	2.0	SR13	21/10/2014 14:35	27.84	74.0	**4.90**	6.9	SR13	21/10/2014 20:35	27.81	79.2	5.26	2.4
SR13	21/10/2014 2:40	27.73	71.9	**4.77**	1.9	SR13	21/10/2014 8:40	27.69	74.7	**4.96**	1.7	SR13	21/10/2014 14:40	27.84	73.9	**4.90**	7.2	SR13	21/10/2014 20:40	27.81	78.1	**5.18**	3.6
SR13	21/10/2014 2:45	27.74	71.4	**4.74**	1.3	SR13	21/10/2014 8:45	27.69	74.7	**4.96**	1.8	SR13	21/10/2014 14:45	27.85	74.1	**4.91**	6.6	SR13	21/10/2014 20:45	27.81	78.3	**5.19**	4.2
SR13	21/10/2014 2:50	27.74	71.0	**4.71**	1.3	SR13	21/10/2014 8:50	27.70	74.1	**4.92**	2.1	SR13	21/10/2014 14:50	27.85	74.2	**4.92**	5.8	SR13	21/10/2014 20:50	27.81	78.2	**5.19**	4.6
SR13	21/10/2014 2:55	27.74	69.4	**4.61**	0.6	SR13	21/10/2014 8:55	27.71	74.0	**4.91**	2.5	SR13	21/10/2014 14:55	27.86	75.9	**5.03**	3.5	SR13	21/10/2014 20:55	27.81	78.1	**5.18**	3.7
SR13	21/10/2014 3:00	27.74	68.7	**4.56**	0.5	SR13	21/10/2014 9:00	27.71	73.4	**4.87**	4.0	SR13	21/10/2014 15:00	27.87	75.9	**5.03**	4.2	SR13	21/10/2014 21:00	27.81	77.7	**5.15**	3.2
SR13	21/10/2014 3:05	27.74	70.7	**4.69**	0.8	SR13	21/10/2014 9:05	27.71	73.2	**4.85**	3.9	SR13	21/10/2014 15:05	27.87	75.8	**5.02**	3.1	SR13	21/10/2014 21:05	27.80	77.2	**5.12**	4.7
SR13	21/10/2014 3:10	27.74	69.9	**4.64**	1.8	SR13	21/10/2014 9:10	27.72	73.1	**4.85**	4.9	SR13	21/10/2014 15:10	27.87	75.9	**5.03**	3.4	SR13	21/10/2014 21:10	27.80	76.6	**5.08**	4.5
SR13	21/10/2014 3:15	27.73	73.5	**4.87**	1.5	SR13	21/10/2014 9:15	27.72	72.6	**4.81**	3.4	SR13	21/10/2014 15:15	27.87	77.2	**5.11**	8.3	SR13	21/10/2014 21:15	27.80	76.0	**5.04**	3.9
SR13	21/10/2014 3:20	27.73	73.2	**4.86**	1.3	SR13	21/10/2014 9:20	27.71	72.2	**4.79**	2.4	SR13	21/10/2014 15:20	27.87	77.3	**5.12**	**14.3**	SR13	21/10/2014 21:20	27.80	75.4	**5.00**	4.8
SR13	21/10/2014 3:25	27.73	73.0	**4.84**	0.9	SR13	21/10/2014 9:25	27.70	73.1	**4.85**	2.4	SR13	21/10/2014 15:25	27.87	77.1	**5.11**	**14.9**	SR13	21/10/2014 21:25	27.80	75.2	**4.99**	3.8
SR13	21/10/2014 3:30	27.72	72.7	**4.83**	1.4	SR13	21/10/2014 9:30	27.70	73.0	**4.85**	2.8	SR13	21/10/2014 15:30	27.88	76.8	**5.09**	13.3	SR13	21/10/2014 21:30	27.80	74.9	**4.97**	3.8
SR13	21/10/2014 3:35	27.71	72.9	**4.84**	1.0	SR13	21/10/2014 9:35	27.71	73.0	**4.85**	3.0	SR13	21/10/2014 15:35	27.84	84.8	5.62	2.2	SR13	21/10/2014 21:35	27.80	74.4	**4.93**	3.9
SR13	21/10/2014 3:40	27.72	72.4	**4.80**	1.0	SR13	21/10/2014 9:40	27.69	72.1	**4.79**	2.3	SR13	21/10/2014 15:40	27.84	84.3	5.59	2.0	SR13	21/10/2014 21:40	27.80	73.9	**4.90**	3.1
SR13	21/10/2014 3:45	27.72	73.5	**4.88**	1.2	SR13	21/10/2014 9:45	27.70	72.0	**4.78**	4.4	SR13	21/10/2014 15:45	27.84	83.1	5.51	2.7	SR13	21/10/2014 21:45	27.80	74.4	**4.93**	3.6
SR13	21/10/2014 3:50	27.72	73.6	**4.89**	1.4	SR13	21/10/2014 9:50	27.71	72.2	**4.79**	3.4	SR13	21/10/2014 15:50	27.82	84.4	5.60	1.8	SR13	21/10/2014 21:50	27.80	74.1	**4.92**	2.8
SR13	21/10/2014 3:55	27.71	73.1	**4.85**	0.9	SR13	21/10/2014 9:55	27.71	71.8	**4.76**	2.2	SR13	21/10/2014 15:55	27.84	84.9	5.63	2.1	SR13	21/10/2014 21:55	27.80	74.0	**4.91**	4.2
SR13	21/10/2014 4:00	27.72	73.4	**4.87**	1.1	SR13	21/10/2014 10:00	27.71	71.5	**4.75**	2.3	SR13	21/10/2014 16:00	27.84	84.7	5.61	1.7	SR13	21/10/2014 22:00	27.79	74.6	**4.95**	2.5
SR13	21/10/2014 4:05	27.72	73.0	**4.85**	0.8	SR13	21/10/2014 10:05	27.71	71.5	**4.75**	2.3	SR13	21/10/2014 16:05	27.84	82.7	5.48	10.5	SR13	21/10/2014 22:05	27.78	74.8	**4.96**	2.8
SR13	21/10/2014 4:10	27.72	72.3	**4.80**	0.7	SR13	21/10/2014 10:10	27.69	71.6	**4.75**	2.0	SR13	21/10/2014 16:10	27.85	81.9	5.43	8.4	SR13	21/10/2014 22:10	27.79	75.5	**5.00**	2.8
SR13	21/10/2014 4:15	27.72	72.7	**4.83**	1.3	SR13	21/10/2014 10:15	27.67	71.2	**4.73**	1.4	SR13	21/10/2014 16:15	27.85	81.9	5.43	9.8	SR13	21/10/2014 22:15	27.78	74.6	**4.95**	2.7
SR13	21/10/2014 4:20	27.72	73.1	**4.85**	1.1	SR13	21/10/2014 10:20	27.65	71.5	**4.75**	1.6	SR13	21/10/2014 16:20	27.84	82.3	5.46	6.0	SR13	21/10/2014 22:20	27.79	74.6	**4.95**	2.1
SR13	21/10/2014 4:25	27.72	72.8	**4.83**	0.8	SR13	21/10/2014 10:25	27.67	72.1	**4.79**	1.9	SR13	21/10/2014 16:25	27.84	82.5	5.47	5.2	SR13	21/10/2014 22:25	27.79	74.1	**4.92**	1.9
SR13	21/10/2014 4:30	27.71	73.4	**4.87**	1.0	SR13	21/10/2014 10:30	27.67	71.9	**4.77**	1.2	SR13	21/10/2014 16:30	27.84	82.2	5.45	5.9	SR13	21/10/2014 22:30	27.79	73.1	**4.85**	1.8
SR13	21/10/2014 4:35	27.67	76.7	**5.09**	1.3	SR13	21/10/2014 10:35	27.68	71.4	**4.75**	1.1	SR13	21/10/2014 16:35	27.84	81.8	5.42	4.1	SR13	21/10/2014 22:35	27.79	73.0	**4.84**	1.4
SR13	21/10/2014 4:40	27.68	78.0	**5.18**	1.3	SR13	21/10/2014 10:40	27.67	71.1	**4.73**	1.1	SR13	21/10/2014 16:40	27.84	80.9	5.36	4.1	SR13	21/10/2014 22:40	27.79	73.4	**4.87**	1.9
SR13	21/10/2014 4:45	27.68	78.1	**5.19**	1.6	SR13	21/10/2014 10:45	27.68	71.4	**4.74**	1.0	SR13	21/10/2014 16:45	27.84	80.6	5.34	4.5	SR13	21/10/2014 22:45	27.79	73.2	**4.86**	1.8
SR13	21/10/2014 4:50	27.68	78.8	5.24	1.7	SR13	21/10/2014 10:50	27.69	72.2	**4.79**	1.2	SR13	21/10/2014 16:50	27.85	81.4	5.40	5.1	SR13	21/10/2014 22:50	27.79	72.9	**4.83**	1.3
SR13	21/10/2014 4:55	27.67	78.8	5.23	1.4	SR13	21/10/2014 10:55	27.68	71.3	**4.73**	0.8	SR13	21/10/2014 16:55	27.83	82.0	5.44	3.9	SR13	21/10/2014 22:55	27.79	73.0	**4.84**	1.7
SR13	21/10/2014 5:00	27.67	78.5	**5.21**	1.5	SR13	21/10/2014 11:00	27.69	71.2	**4.73**	0.7	SR13	21/10/2014 17:00	27.84	82.1	5.44	6.2	SR13	21/10/2014 23:00	27.79	73.2	**4.85**	1.3
SR13	21/10/2014 5:05	27.69	77.7	**5.16**	9.1	SR13	21/10/2014 11:05	27.69	71.4	**4.74**	1.4	SR13	21/10/2014 17:05	27.84	80.9	5.37	4.6	SR13	21/10/2014 23:05	27.79	72.5	**4.81**	1.7
SR13	21/10/2014 5:10	27.69	77.2	**5.13**	4.9	SR13	21/10/2014 11:10	27.69	71.8	**4.77**	0.9	SR13	21/10/2014 17:10	27.83	80.0	5.31	4.3	SR13	21/10/2014 23:10	27.79	72.6	**4.82**	1.2
SR13	21/10/2014 5:15	27.68	78.2	**5.19**	6.0	SR13	21/10/2014 11:15	27.70	71.7	**4.76**	0.9	SR13	21/10/2014 17:15	27.84	81.0	5.37	4.8	SR13	21/10/2014 23:15	27.80	72.9	**4.84**	1.2
SR13	21/10/2014 5:20	27.69	78.4	**5.21**	3.8	SR13	21/10/2014 11:20	27.70	72.0	**4.78**	1.0	SR13	21/10/2014 17:20	27.84	80.6	5.34	4.9	SR13	21/10/2014 23:20	27.80	72.8	**4.83**	1.3
SR13	21/10/2014 5:25	27.68	78.0	**5.18**	3.3	SR13	21/10/2014 11:25	27.71	71.8	**4.77**	1.2	SR13	21/10/2014 17:25	27.84	80.3	5.32	5.1	SR13	21/10/2014 23:25	27.77	74.8	**4.96**	1.6
SR13	21/10/2014 5:30	27.68	77.1	**5.12**	2.2	SR13	21/10/2014 11:30	27.71	71.1	**4.72**	0.9	SR13	21/10/2014 17:30	27.83	80.1	5.31	4.1	SR13	21/10/2014 23:30	27.79	73.4	**4.87**	1.4
SR13	21/10/2014 5:35	27.69	77.5	**5.15**	2.3	SR13	21/10/2014 11:35	27.72	72.2	**4.79**	1.5	SR13	21/10/2014 17:35	27.84	81.2	5.38	4.6	SR13	21/10/2014 23:35	27.78	74.0	**4.91**	1.9
SR13	21/10/2014 5:40	27.68	77.7	**5.16**	2.4	SR13	21/10/2014 11:40	27.72	71.6	**4.75**	1.2	SR13	21/10/2014 17:40	27.84	81.4	5.40	4.1	SR13	21/10/2014 23:40	27.79	72.9	**4.84**	2.5
SR13	21/10/2014 5:45	27.68	77.1	**5.12**	2.0	SR13	21/10/2014 11:45	27.71	71.0	**4.72**	1.1	SR13	21/10/2014 17:45	27.84	81.4	5.39	4.1	SR13	21/10/2014 23:45	27.79	73.1	**4.85**	1.5
SR13	21/10/2014 5:50	27.68	76.8	**5.10**	1.4	SR13	21/10/2014 11:50	27.72	68.8	**4.57**	1.8	SR13	21/10/2014 17:50	27.83	80.7	5.35	3.3	SR13	21/10/2014 23:50	27.78	73.9	**4.90**	1.3
SR13	21/10/2014 5:55	27.68	76.0	**5.05**	1.5	SR13	21/10/2014 11:55	27.74	70.0	**4.65**	1.2	SR13	21/10/2014 17:55	27.82	80.0	5.30	3.6	SR13	21/10/2014 23:55	27.78	73.8	**4.90**	1.8

Station	Timestamp	NH_3 (mg/L)				Station	Timestamp	NH_3 (mg/L)			
SR4	21/10/2014 0:17	0.07				SR12	21/10/2014 0:17	0.07			
SR4	21/10/2014 0:37	0.07				SR12	21/10/2014 0:37	0.08			
SR4	21/10/2014 0:57	0.07				SR12	21/10/2014 0:57	0.07			
SR4	21/10/2014 1:17	0.07				SR12	21/10/2014 1:17	0.05			
SR4	21/10/2014 1:37	0.08				SR12	21/10/2014 1:37	0.06			
SR4	21/10/2014 1:57	0.06				SR12	21/10/2014 1:57	0.06			
SR4	21/10/2014 2:17	0.06				SR12	21/10/2014 2:17	0.06			
SR4	21/10/2014 2:37	0.07				SR12	21/10/2014 2:37	0.07			
SR4	21/10/2014 2:57	0.08				SR12	21/10/2014 2:57	0.07			
SR4	21/10/2014 3:17	0.07				SR12	21/10/2014 3:17	0.06			
SR4	21/10/2014 3:37	0.06				SR12	21/10/2014 3:37	0.06			
SR4	21/10/2014 3:57	0.06				SR12	21/10/2014 3:57	0.05			
SR4	21/10/2014 4:17	0.08				SR12	21/10/2014 4:17	0.06			
SR4	21/10/2014 4:37	0.06				SR12	21/10/2014 4:37	0.07			
SR4	21/10/2014 4:57	0.05				SR12	21/10/2014 4:57	0.07			
SR4	21/10/2014 5:17	0.05				SR12	21/10/2014 5:17	0.08			
SR4	21/10/2014 5:37	0.06				SR12	21/10/2014 5:37	0.08			
SR4	21/10/2014 5:57	0.06				SR12	21/10/2014 5:57	0.07			
SR4						SR12					
SR4	21/10/2014 6:37	0.07				SR12	21/10/2014 6:37	0.07			
SR4	21/10/2014 6:57	0.09				SR12	21/10/2014 6:57	0.06			
SR4	21/10/2014 7:17	0.11				SR12	21/10/2014 7:17	0.06			
SR4	21/10/2014 7:37	0.09				SR12	21/10/2014 7:37	0.06			
SR4	21/10/2014 7:57	0.08				SR12	21/10/2014 7:57	0.06			
SR4	21/10/2014 8:17	0.07				SR12	21/10/2014 8:17	0.08			
SR4	21/10/2014 8:37	0.06				SR12	21/10/2014 8:37	0.08			
SR4	21/10/2014 8:57	0.06				SR12	21/10/2014 8:57	0.08			
SR4	21/10/2014 9:17	0.07				SR12	21/10/2014 9:17	0.08			
SR4	21/10/2014 9:37	0.06				SR12	21/10/2014 9:37	0.08			
SR4	21/10/2014 9:57	0.08				SR12	21/10/2014 9:57	0.07			
SR4	21/10/2014 10:17	0.08				SR12	21/10/2014 10:17	0.08			
SR4	21/10/2014 10:37	0.07				SR12	21/10/2014 10:37	0.08			
SR4	21/10/2014 10:57	0.06				SR12	21/10/2014 10:57	0.07			
SR4	21/10/2014 11:17	0.06				SR12	21/10/2014 11:17	0.07			
SR4	21/10/2014 11:37	0.07				SR12	21/10/2014 11:37	0.07			
SR4	21/10/2014 11:57	0.07				SR12	21/10/2014 11:57	0.07			
SR4	21/10/2014 12:17	0.06				SR12	21/10/2014 12:17	0.07			
SR4	21/10/2014 12:37	0.06				SR12	21/10/2014 12:37	0.07			
SR4	21/10/2014 12:57	0.05				SR12	21/10/2014 12:57	0.07			
SR4	21/10/2014 13:17	0.05				SR12	21/10/2014 13:17	0.07			
SR4	21/10/2014 13:37	0.05				SR12	21/10/2014 13:37	0.07			
SR4	21/10/2014 13:57	0.06				SR12	21/10/2014 13:57	0.07			
SR4	21/10/2014 14:17	0.05				SR12	21/10/2014 14:17	0.07			
SR4	21/10/2014 14:37	0.06				SR12	21/10/2014 14:37	0.08			
SR4	21/10/2014 14:57	0.05				SR12	21/10/2014 14:57	0.08			
SR4	21/10/2014 15:17	0.06				SR12	21/10/2014 15:17	0.08			
SR4	21/10/2014 15:37	0.07				SR12	21/10/2014 15:37	0.08			
SR4	21/10/2014 15:57	0.07				SR12	21/10/2014 15:57	0.08			
SR4	21/10/2014 16:17	0.07				SR12	21/10/2014 16:17	0.06			
SR4	21/10/2014 16:37	0.06				SR12	21/10/2014 16:37	0.06			
SR4	21/10/2014 16:57	0.06				SR12	21/10/2014 16:57	0.05			
SR4	21/10/2014 17:17	0.06				SR12	21/10/2014 17:17	0.06			
SR4	21/10/2014 17:37	0.08				SR12	21/10/2014 17:37	0.05			
SR4	21/10/2014 17:57	0.08				SR12	21/10/2014 17:57	0.05			
SR4	21/10/2014 18:17	0.08				SR12	21/10/2014 18:17	0.06			
SR4	21/10/2014 18:37	0.08				SR12	21/10/2014 18:37	0.06			
SR4	21/10/2014 18:57	0.06				SR12	21/10/2014 18:57	0.07			
SR4	21/10/2014 19:17	0.06				SR12	21/10/2014 19:17	0.07			
SR4	21/10/2014 19:37	0.06				SR12	21/10/2014 19:37	0.05			
SR4	21/10/2014 19:57	0.06				SR12	21/10/2014 19:57	0.06			
SR4	21/10/2014 20:17	0.06				SR12	21/10/2014 20:17	0.07			
SR4	21/10/2014 20:37	0.07				SR12	21/10/2014 20:37	0.05			
SR4	21/10/2014 20:57	0.08				SR12	21/10/2014 20:57	0.05			
SR4	21/10/2014 21:17	0.07				SR12	21/10/2014 21:17	0.06			
SR4	21/10/2014 21:37	0.08				SR12	21/10/2014 21:37	0.06			
SR4	21/10/2014 21:57	0.08				SR12	21/10/2014 21:57	0.06			
SR4	21/10/2014 22:17	0.07				SR12	21/10/2014 22:17	0.06			
SR4	21/10/2014 22:37	0.06				SR12	21/10/2014 22:37	0.07			
SR4	21/10/2014 22:57	0.08				SR12	21/10/2014 22:57	0.07			
SR4	21/10/2014 23:17	0.08				SR12	21/10/2014 23:17	0.07			
SR4	21/10/2014 23:37	0.08				SR12	21/10/2014 23:37	0.07			
SR4	21/10/2014 23:57	0.06				SR12	21/10/2014 23:57	0.07			

Remark: Fonts with underline: Action Level Exceedance
Fonts with bold and underline: Limit Level Exceedance
Automatic Instrument calibration of NH3-N monitor was carried out during 5:57-6:37 at SR4 and SR12.
SR5 monitoring station was under maintenance during 12:45-13:15.
SR10 monitoring station was under maintenance during 14:30-15:10.
SR11 monitoring station was under maintenance during 12:55-13:20.

Station	Timestamp	Temp (° C)	DO (%)	DO (mg/L)	Tur (NTU)	Station	Timestamp	Temp (° C)	DO (%)	DO (mg/L)	Tur (NTU)	Station	Timestamp	Temp (° C)	DO (%)	DO (mg/L)	Tur (NTU)	Station	Timestamp	Temp (°C)	DO (%)	DO (mg/L)	Tur (NTU)
SR4	22/10/2014 0:01	27.88	90.8	6.00	0.6	SR4	22/10/2014 6:01	27.75	86.7	5.74	3.5	SR4	22/10/2014 12:01	27.99	93.9	6.20	0.9	SR4	22/10/2014 18:01	27.92	87.9	5.80	3.7
SR4	22/10/2014 0:06	27.88	90.0	5.95	0.7	SR4	22/10/2014 6:06	27.75	86.6	5.73	3.5	SR4	22/10/2014 12:06	27.98	93.7	6.19	0.3	SR4	22/10/2014 18:06	27.92	87.0	5.74	4.8
SR4	22/10/2014 0:11	27.87	89.4	5.91	0.7	SR4	22/10/2014 6:11	27.76	86.7	5.74	4.3	SR4	22/10/2014 12:11	28.02	93.8	6.19	0.2	SR4	22/10/2014 18:11	27.91	85.6	5.65	5.9
SR4	22/10/2014 0:16	27.88	88.7	5.86	0.8	SR4	22/10/2014 6:16	27.76	86.0	5.69	2.9	SR4	22/10/2014 12:16	28.02	93.3	6.16	0.5	SR4	22/10/2014 18:16	27.91	85.3	5.63	5.6
SR4	22/10/2014 0:21	27.88	89.4	5.91	1.3	SR4	22/10/2014 6:21	27.77	85.5	5.65	2.4	SR4	22/10/2014 12:21	28.01	93.3	6.16	0.4	SR4	22/10/2014 18:21	27.91	85.1	5.61	4.9
SR4	22/10/2014 0:26	27.88	90.5	5.98	1.1	SR4	22/10/2014 6:26	27.77	84.4	5.58	1.7	SR4	22/10/2014 12:26	28.00	92.5	6.11	0.4	SR4	22/10/2014 18:26	27.91	85.5	5.64	5.3
SR4	22/10/2014 0:31	27.88	89.9	5.94	1.4	SR4	22/10/2014 6:31	27.77	83.9	5.55	2.8	SR4	22/10/2014 12:31	28.00	93.4	6.17	1.6	SR4	22/10/2014 18:31	27.90	85.7	5.65	5.8
SR4	22/10/2014 0:36	27.88	89.7	5.93	0.7	SR4	22/10/2014 6:36	27.76	83.6	5.53	1.4	SR4	22/10/2014 12:36	28.00	93.6	6.18	1.2	SR4	22/10/2014 18:36	27.90	85.5	5.64	7.9
SR4	22/10/2014 0:41	27.88	86.8	5.74	1.6	SR4	22/10/2014 6:41	27.76	83.5	5.53	2.2	SR4	22/10/2014 12:41	28.02	93.9	6.20	0.7	SR4	22/10/2014 18:41	27.90	85.4	5.63	4.8
SR4	22/10/2014 0:46	27.88	85.5	5.65	1.2	SR4	22/10/2014 6:46	27.78	83.6	5.53	3.5	SR4	22/10/2014 12:46	28.04	93.7	6.18	1.4	SR4	22/10/2014 18:46	27.88	84.8	5.60	3.9
SR4	22/10/2014 0:51	27.87	87.9	5.81	1.9	SR4	22/10/2014 6:51	27.79	83.4	5.51	3.9	SR4	22/10/2014 12:51	28.05	93.9	6.19	0.5	SR4	22/10/2014 18:51	27.88	84.8	5.60	2.9
SR4	22/10/2014 0:56	27.87	89.3	5.90	2.6	SR4	22/10/2014 6:56	27.78	83.7	5.53	4.7	SR4	22/10/2014 12:56	28.06	93.6	6.17	0.8	SR4	22/10/2014 18:56	27.88	85.3	5.63	3.5
SR4	22/10/2014 1:01	27.87	89.0	5.88	2.4	SR4	22/10/2014 7:01	27.79	84.1	5.55	6.0	SR4	22/10/2014 13:01	27.97	88.5	5.84	1.7	SR4	22/10/2014 19:01	27.89	84.2	5.56	3.5
SR4	22/10/2014 1:06	27.87	88.9	5.87	1.8	SR4	22/10/2014 7:06	27.78	83.9	5.54	4.2	SR4	22/10/2014 13:06	28.05	90.6	5.98	0.9	SR4	22/10/2014 19:06	27.89	83.4	5.51	3.6
SR4	22/10/2014 1:11	27.87	88.4	5.84	2.1	SR4	22/10/2014 7:11	27.78	83.9	5.55	4.5	SR4	22/10/2014 13:11	28.15	93.3	6.15	0.5	SR4	22/10/2014 19:11	27.89	83.0	5.48	3.8
SR4	22/10/2014 1:16	27.86	89.4	5.91	3.0	SR4	22/10/2014 7:16	27.78	84.0	5.55	3.5	SR4	22/10/2014 13:16	28.11	93.6	6.17	0.6	SR4	22/10/2014 19:16	27.89	82.4	5.44	3.0
SR4	22/10/2014 1:21	27.86	87.7	5.79	2.1	SR4	22/10/2014 7:21	27.79	83.5	5.51	4.0	SR4	22/10/2014 13:21	28.13	93.5	6.16	0.1	SR4	22/10/2014 19:21	27.90	80.3	5.30	3.4
SR4	22/10/2014 1:26	27.86	88.4	5.84	2.4	SR4	22/10/2014 7:26	27.78	83.7	5.53	3.8	SR4	22/10/2014 13:26	28.15	94.1	6.20	0.1	SR4	22/10/2014 19:26	27.90	80.5	5.31	3.9
SR4	22/10/2014 1:31	27.86	87.3	5.77	2.2	SR4	22/10/2014 7:31	27.79	83.7	5.53	4.5	SR4	22/10/2014 13:31	28.19	95.8	6.31	0.6	SR4	22/10/2014 19:31	27.90	80.3	5.30	3.3
SR4	22/10/2014 1:36	27.86	86.4	5.71	1.8	SR4	22/10/2014 7:36	27.79	83.3	5.50	4.0	SR4	22/10/2014 13:36	28.01	90.3	5.96	1.7	SR4	22/10/2014 19:36	27.89	80.9	5.34	3.7
SR4	22/10/2014 1:41	27.86	87.2	5.76	2.2	SR4	22/10/2014 7:41	27.79	83.0	5.48	5.0	SR4	22/10/2014 13:41	27.98	90.5	5.98	3.9	SR4	22/10/2014 19:41	27.89	81.7	5.39	4.2
SR4	22/10/2014 1:46	27.86	86.3	5.70	1.5	SR4	22/10/2014 7:46	27.79	82.9	5.47	4.4	SR4	22/10/2014 13:46	27.98	89.0	5.87	1.5	SR4	22/10/2014 19:46	27.89	82.1	5.41	3.9
SR4	22/10/2014 1:51	27.86	86.8	5.74	2.0	SR4	22/10/2014 7:51	27.79	83.2	5.49	4.1	SR4	22/10/2014 13:51	28.25	91.5	6.02	0.4	SR4	22/10/2014 19:51	27.89	81.5	5.38	3.5
SR4	22/10/2014 1:56	27.86	86.4	5.71	3.1	SR4	22/10/2014 7:56	27.79	83.2	5.50	4.4	SR4	22/10/2014 13:56	28.02	90.5	5.97	4.0	SR4	22/10/2014 19:56	27.89	81.6	5.38	3.5
SR4	22/10/2014 2:01	27.86	85.7	5.66	2.0	SR4	22/10/2014 8:01	27.79	82.7	5.46	4.5	SR4	22/10/2014 14:01	27.95	89.6	5.92	**10.2**	SR4	22/10/2014 20:01	27.88	81.4	5.37	5.6
SR4	22/10/2014 2:06	27.85	84.8	5.60	1.5	SR4	22/10/2014 8:06	27.80	82.4	5.44	3.6	SR4	22/10/2014 14:06	27.96	89.8	5.93	9.8	SR4	22/10/2014 20:06	27.87	82.0	5.41	6.4
SR4	22/10/2014 2:11	27.85	85.6	5.65	1.8	SR4	22/10/2014 8:11	27.80	81.6	5.39	3.8	SR4	22/10/2014 14:11	27.96	88.7	5.86	6.0	SR4	22/10/2014 20:11	27.87	82.0	5.41	8.5
SR4	22/10/2014 2:16	27.85	85.1	5.62	1.7	SR4	22/10/2014 8:16	27.80	81.9	5.41	4.5	SR4	22/10/2014 14:16	27.95	90.9	6.00	6.4	SR4	22/10/2014 20:16	27.87	81.9	5.40	5.0
SR4	22/10/2014 2:21	27.85	85.8	5.66	2.2	SR4	22/10/2014 8:21	27.80	81.7	5.39	4.1	SR4	22/10/2014 14:21	27.95	90.5	5.98	4.5	SR4	22/10/2014 20:21	27.87	81.9	5.40	5.5
SR4	22/10/2014 2:26	27.85	85.0	5.61	2.3	SR4	22/10/2014 8:26	27.80	82.6	5.46	3.7	SR4	22/10/2014 14:26	28.05	90.8	5.99	4.7	SR4	22/10/2014 20:26	27.87	81.5	5.37	4.4
SR4	22/10/2014 2:31	27.85	87.3	5.77	3.6	SR4	22/10/2014 8:31	27.80	83.3	5.50	4.7	SR4	22/10/2014 14:31	28.09	92.8	6.11	4.1	SR4	22/10/2014 20:31	27.87	80.1	5.28	5.0
SR4	22/10/2014 2:36	27.85	86.4	5.70	2.9	SR4	22/10/2014 8:36	27.78	85.6	5.65	2.6	SR4	22/10/2014 14:36	28.11	92.3	6.09	2.6	SR4	22/10/2014 20:36	27.87	80.9	5.34	6.3
SR4	22/10/2014 2:41	27.85	86.9	5.74	2.3	SR4	22/10/2014 8:41	27.78	85.8	5.67	3.0	SR4	22/10/2014 14:41	28.04	92.2	6.08	3.1	SR4	22/10/2014 20:41	27.87	80.5	5.31	4.4
SR4	22/10/2014 2:46	27.85	86.2	5.69	2.5	SR4	22/10/2014 8:46	27.78	85.8	5.67	2.7	SR4	22/10/2014 14:46	27.99	89.1	5.88	6.4	SR4	22/10/2014 20:46	27.86	80.8	5.33	4.8
SR4	22/10/2014 2:51	27.85	86.4	5.71	2.3	SR4	22/10/2014 8:51	27.77	86.9	5.74	2.4	SR4	22/10/2014 14:51	27.91	88.2	5.83	7.0	SR4	22/10/2014 20:51	27.81	80.3	5.30	2.1
SR4	22/10/2014 2:56	27.84	85.1	5.62	1.5	SR4	22/10/2014 8:56	27.77	86.4	5.71	1.8	SR4	22/10/2014 14:56	27.90	89.3	5.90	4.8	SR4	22/10/2014 20:56	27.82	82.8	5.47	2.5
SR4	22/10/2014 3:01	27.83	82.6	5.46	1.0	SR4	22/10/2014 9:01	27.78	88.0	5.82	1.9	SR4	22/10/2014 15:01	27.94	90.1	5.95	5.5	SR4	22/10/2014 21:01	27.83	82.3	5.44	2.8
SR4	22/10/2014 3:06	27.83	80.4	5.31	0.7	SR4	22/10/2014 9:06	27.78	87.6	5.79	1.6	SR4	22/10/2014 15:06	28.13	89.3	5.88	2.5	SR4	22/10/2014 21:06	27.83	82.9	5.47	2.4
SR4	22/10/2014 3:11	27.81	81.4	5.38	0.9	SR4	22/10/2014 9:11	27.79	89.2	5.90	4.4	SR4	22/10/2014 15:11	28.14	90.1	5.94	2.5	SR4	22/10/2014 21:11	27.83	83.5	5.52	2.2
SR4	22/10/2014 3:16	27.78	80.4	5.32	0.7	SR4	22/10/2014 9:16	27.79	89.3	5.90	2.1	SR4	22/10/2014 15:16	28.26	93.8	6.17	1.1	SR4	22/10/2014 21:16	27.83	84.0	5.55	2.2
SR4	22/10/2014 3:21	27.79	82.3	5.45	1.0	SR4	22/10/2014 9:21	27.82	91.3	6.03	1.3	SR4	22/10/2014 15:21	28.30	94.4	6.21	0.8	SR4	22/10/2014 21:21	27.83	83.3	5.50	2.2
SR4	22/10/2014 3:26	27.75	81.2	5.37	0.5	SR4	22/10/2014 9:26	27.80	89.4	5.91	1.5	SR4	22/10/2014 15:26	28.26	93.9	6.18	1.4	SR4	22/10/2014 21:26	27.83	83.5	5.51	2.0
SR4	22/10/2014 3:31	27.75	84.3	5.58	1.2	SR4	22/10/2014 9:31	27.80	89.4	5.91	2.9	SR4	22/10/2014 15:31	28.24	94.0	6.19	1.5	SR4	22/10/2014 21:31	27.83	85.3	5.64	2.4
SR4	22/10/2014 3:36	27.75	83.6	5.54	1.1	SR4	22/10/2014 9:36	27.80	89.2	5.90	2.2	SR4	22/10/2014 15:36	28.19	92.4	6.08	4.3	SR4	22/10/2014 21:36	27.83	84.4	5.58	2.2
SR4	22/10/2014 3:41	27.74	84.7	5.61	0.4	SR4	22/10/2014 9:41	27.81	90.4	5.98	1.6	SR4	22/10/2014 15:41	28.02	90.7	5.99	3.4	SR4	22/10/2014 21:41	27.82	82.0	5.42	1.4
SR4	22/10/2014 3:46	27.75	84.5	5.60	0.7	SR4	22/10/2014 9:46	27.81	92.1	6.09	1.9	SR4	22/10/2014 15:46	27.98	90.9	6.00	3.8	SR4	22/10/2014 21:46	27.82	84.0	5.55	1.7
SR4	22/10/2014 3:51	27.75	86.7	5.74	1.0	SR4						SR4	22/10/2014 15:51	27.94	91.5	6.04	3.2	SR4	22/10/2014 21:51	27.81	83.7	5.53	1.8
SR4	22/10/2014 3:56	27.74	88.1	5.83	0.7	SR4						SR4	22/10/2014 15:56	27.96	91.6	6.05	2.9	SR4	22/10/2014 21:56	27.82	84.0	5.55	2.9
SR4	22/10/2014 4:01	27.74	86.9	5.76	0.4	SR4						SR4	22/10/2014 16:01	28.00	91.8	6.06	3.1	SR4	22/10/2014 22:01	27.82	84.3	5.57	2.5
SR4	22/10/2014 4:06	27.74	86.6	5.74	0.8	SR4						SR4	22/10/2014 16:06	28.03	90.7	5.98	5.6	SR4	22/10/2014 22:06	27.83	84.4	5.58	2.1
SR4	22/10/2014 4:11	27.73	87.1	5.77	0.8	SR4						SR4	22/10/2014 16:11	27.99	90.9	6.00	4.4	SR4	22/10/2014 22:11	27.83	83.8	5.54	1.5
SR4	22/10/2014 4:16	27.73	88.4	5.86	0.8	SR4						SR4	22/10/2014 16:16	28.03	90.8	5.99	3.2	SR4	22/10/2014 22:16	27.82	84.2	5.56	1.9
SR4	22/10/2014 4:21	27.73	89.6	5.94	0.8	SR4						SR4	22/10/2014 16:21	28.05	92.3	6.09	2.4	SR4	22/10/2014 22:21	27.82	84.7	5.60	2.2
SR4	22/10/2014 4:26	27.73	91.8	6.09	0.7	SR4						SR4	22/10/2014 16:26	28.05	90.9	6.00	2.7	SR4	22/10/2014 22:26	27.80	83.3	5.51	1.6
SR4	22/10/2014 4:31	27.72	93.5	6.22	0.4	SR4						SR4	22/10/2014 16:31	28.02	95.0	6.27	1.7	SR4	22/10/2014 22:31	27.82	83.8	5.54	2.1
SR4	22/10/2014 4:36	27.72	93.5	6.22	0.6	SR4						SR4	22/10/2014 16:36	28.02	92.9	6.13	2.2	SR4	22/10/2014 22:36	27.82	83.3	5.50	2.0
SR4	22/10/2014 4:41	27.73	92.8	6.16	0.7	SR4						SR4	22/10/2014 16:41	28.05	93.7	6.18	1.5	SR4	22/10/2014 22:41	27.81	83.5	5.52	2.0
SR4	22/10/2014 4:46	27.74	89.1	5.91	2.0	SR4						SR4	22/10/2014 16:46	28.05	93.2	6.15	2.1	SR4	22/10/2014 22:46	27.81	83.0	5.49	1.9
SR4	22/10/2014 4:51	27.74	89.4	5.93	2.4	SR4	22/10/2014 10:51	27.91	92.9	6.14	0.8	SR4	22/10/2014 16:51	28.03	91.9	6.06	2.0	SR4	22/10/2014 22:51	27.82	82.8	5.47	2.3
SR4	22/10/2014 4:56	27.74	90.0	5.97	2.0	SR4	22/10/2014 10:56	27.97	94.0	6.20	0.2	SR4	22/10/2014 16:56	27.98	93.2	6.15	1.9	SR4	22/10/2014 22:56	27.82	82.4	5.44	2.4
SR4	22/10/2014 5:01	27.74	89.6	5.94	2.2	SR4	22/10/2014 11:01	27.98	92.8	6.12	0.2	SR4	22/10/2014 17:01	27.96	90.6	5.98	2.1	SR4	22/10/2014 23:01	27.82	81.9	5.41	2.2
SR4	22/10/2014 5:06	27.74	90.6	6.01	1.9	SR4	22/10/2014 11:06	27.91	91.0	6.01	0.6	SR4	22/10/2014 17:06	27.95	90.8	5.99	3.2	SR4	22/10/2014 23:06	27.83	82.3	5.44	2.6
SR4	22/10/2014 5:11	27.75	89.9	5.96	3.8	SR4	22/10/2014 11:11	27.94	92.7	6.12	0.5	SR4	22/10/2014 17:11	27.95	89.9	5.94	2.2	SR4	22/10/2014 23:11	27.81	81.8	5.40	2.6
SR4	22/10/2014 5:16	27.76	89.0	5.89	2.9	SR4	22/10/2014 11:16	27.95	93.1	6.15	0.1	SR4	22/10/2014 17:16	27.96	89.4	5.90	2.4	SR4	22/10/2014 23:16	27.80	82.2	5.43	1.9
SR4	22/10/2014 5:21	27.76	87.8	5.81	3.0	SR4	22/10/2014 11:21	27.95	92.5	6.11	0.2	SR4	22/10/2014 17:21	27.94	90.3	5.96	2.6	SR4	22/10/2014 23:21	27.81	82.2	5.43	2.0
SR4	22/10/2014 5:26	27.77	88.1	5.83	4.9	SR4	22/10/2014 11:26	27.96	93.3	6.16	0.4	SR4	22/10/2014 17:26	27.93	90.4	5.97	2.4	SR4	22/10/2014 23:26	27.82	82.4	5.44	1.9
SR4	22/10/2014 5:31	27.76	88.0	5.82	3.1	SR4	22/10/2014 11:31	27.97	92.3	6.09	0.3	SR4	22/10/2014 17:31	27.94	89.4	5.90	3.7	SR4	22/10/2014 23:31	27.82	81.6	5.39	1.7
SR4	22/10/2014 5:36	27.77	87.1	5.77	2.1	SR4	22/10/2014 11:36	27.95	93.3	6.17	0.6	SR4	22/10/2014 17:36	27.93	89.3	5.90	2.8	SR4	22/10/2014 23:36	27.81	81.1	5.36	1.6
SR4	22/10/2014 5:41	27.76	86.0	5.69	1.6	SR4	22/10/2014 11:41	27.97	94.1	6.21	0.9	SR4	22/10/2014 17:41	27.93	89.6	5.92	3.1	SR4	22/10/2014 23:41	27.81	80.4	5.31	2.3
SR4	22/10/2014 5:46	27.76	87.0	5.76	3.2	SR4	22/10/2014 11:46	27.97	92.7	6.12	0.5	SR4	22/10/2014 17:46	27.93	89.5	5.91	3.2	SR4	22/10/2014 23:46	27.81	78.0	5.16	1.1
SR4	22/10/2014 5:51	27.76	86.5	5.73	4.1	SR4	22/10/2014 11:51	27.97	93.7	6.19	0.5	SR4	22/10/2014 17:51	27.92	89.3	5.90	2.5	SR4	22/10/2014 23:51	27.78	79.2	5.24	1.3
SR4	22/10/2014 5:56	27.75	86.6	5.73	2.6	SR4	22/10/2014 11:56	27.98	93.2	6.15	0.3	SR4	22/10/2014 17:56	27.93	89.1	5.88	2.3	SR4	22/10/2014 23:56	27.81	78.9	5.22	1.5

Station	Timestamp	Temp (° C)	DO (%)	DO (mg/L)	Tur (NTU)	Station	Timestamp	Temp (° C)	DO (%)	DO (mg/L)	Tur (NTU)	Station	Timestamp	Temp (° C)	DO (%)	DO (mg/L)	Tur (NTU)	Station	Timestamp	Temp (°C)	DO (%)	DO (mg/L)	Tur (NTU)
SR5	22/10/2014 0:00	27.75	104.6	6.94	2.4	SR5	22/10/2014 6:00	27.83	102.5	6.80	3.9	SR5	22/10/2014 12:00	27.88	98.3	6.49	3.9	SR5	22/10/2014 18:00	27.91	97.3	6.42	5.6
SR5	22/10/2014 0:05	27.75	104.8	6.95	1.9	SR5	22/10/2014 6:05	27.83	102.0	6.76	3.0	SR5	22/10/2014 12:05	27.87	97.2	6.42	3.3	SR5	22/10/2014 18:05	27.91	96.4	6.37	6.5
SR5	22/10/2014 0:10	27.76	104.5	6.93	2.5	SR5	22/10/2014 6:10	27.83	99.8	6.62	3.9	SR5	22/10/2014 12:10	27.90	99.6	6.57	2.7	SR5	22/10/2014 18:10	27.87	95.0	6.26	6.6
SR5	22/10/2014 0:15	27.76	104.9	6.96	2.4	SR5	22/10/2014 6:15	27.83	99.0	6.56	4.8	SR5	22/10/2014 12:15	27.90	99.3	6.56	3.2	SR5	22/10/2014 18:15	27.87	93.2	6.15	5.7
SR5	22/10/2014 0:20	27.77	104.9	6.96	2.1	SR5	22/10/2014 6:20	27.83	98.5	6.52	4.0	SR5	22/10/2014 12:20	27.89	99.4	6.57	2.3	SR5	22/10/2014 18:20	27.87	92.9	6.12	6.3
SR5	22/10/2014 0:25	27.75	106.1	7.04	1.6	SR5	22/10/2014 6:25	27.82	99.0	6.56	3.7	SR5	22/10/2014 12:25	27.88	98.4	6.50	3.1	SR5	22/10/2014 18:25	27.85	92.1	6.07	6.1
SR5	22/10/2014 0:30	27.74	106.9	7.10	1.8	SR5	22/10/2014 6:30	27.81	97.2	6.44	4.1	SR5	22/10/2014 12:30	27.90	100.1	6.61	2.6	SR5	22/10/2014 18:30	27.85	92.8	6.12	6.8
SR5	22/10/2014 0:35	27.75	108.1	7.18	1.3	SR5	22/10/2014 6:35	27.82	97.2	6.43	3.9	SR5	22/10/2014 12:35	27.91	100.7	6.65	2.4	SR5	22/10/2014 18:35	27.84	90.9	5.99	7.4
SR5	22/10/2014 0:40	27.76	106.9	7.10	1.6	SR5	22/10/2014 6:40	27.81	95.6	6.32	4.1	SR5	22/10/2014 12:40	27.91	101.6	6.71	2.7	SR5	22/10/2014 18:40	27.83	90.9	5.98	**9.2**
SR5	22/10/2014 0:45	27.78	106.3	7.06	1.5	SR5	22/10/2014 6:45	27.81	96.0	6.35	4.1	SR5	22/10/2014 12:45	27.94	104.2	6.88	2.2	SR5	22/10/2014 18:45	27.84	90.4	5.96	7.1
SR5	22/10/2014 0:50	27.77	105.9	7.03	1.4	SR5	22/10/2014 6:50	27.81	95.6	6.32	4.2	SR5	22/10/2014 12:50	27.96	103.8	6.86	1.9	SR5	22/10/2014 18:50	27.84	90.4	5.95	7.0
SR5	22/10/2014 0:55	27.77	105.9	7.03	1.7	SR5	22/10/2014 6:55	27.80	94.9	6.28	5.8	SR5	22/10/2014 12:55	27.95	102.7	6.78	2.3	SR5	22/10/2014 18:55	27.83	89.8	5.91	7.8
SR5	22/10/2014 1:00	27.78	105.7	7.01	2.2	SR5	22/10/2014 7:00	27.80	94.3	6.23	4.1	SR5	22/10/2014 13:00	27.97	104.3	6.89	2.2	SR5	22/10/2014 19:00	27.83	89.4	5.89	7.8
SR5	22/10/2014 1:05	27.77	110.3	7.35	1.8	SR5	22/10/2014 7:05	27.79	94.1	6.21	5.7	SR5	22/10/2014 13:05	28.00	108.4	7.17	2.7	SR5	22/10/2014 19:05	27.83	88.9	5.85	**8.0**
SR5	22/10/2014 1:10	27.76	111.8	7.46	1.7	SR5	22/10/2014 7:10	27.80	93.8	6.20	4.3	SR5	22/10/2014 13:10	27.98	109.3	7.23	2.3	SR5	22/10/2014 19:10	27.85	88.9	5.86	5.6
SR5	22/10/2014 1:15	27.73	111.6	7.45	1.8	SR5	22/10/2014 7:15	27.80	93.6	6.19	4.1	SR5	22/10/2014 13:15	27.97	108.2	7.16	2.5	SR5	22/10/2014 19:15	27.83	88.8	5.84	6.3
SR5	22/10/2014 1:20	27.79	110.6	7.36	2.1	SR5	22/10/2014 7:20	27.79	97.3	6.45	3.6	SR5	22/10/2014 13:20	28.02	113.8	7.54	2.2	SR5	22/10/2014 19:20	27.83	89.0	5.86	6.1
SR5	22/10/2014 1:25	27.79	110.5	7.36	1.9	SR5	22/10/2014 7:25	27.80	94.4	6.24	4.7	SR5	22/10/2014 13:25	27.97	110.8	7.34	3.1	SR5	22/10/2014 19:25	27.82	88.7	5.84	7.4
SR5	22/10/2014 1:30	27.79	111.4	7.42	2.0	SR5	22/10/2014 7:30	27.80	95.1	6.29	3.8	SR5	22/10/2014 13:30	27.99	111.2	7.37	3.0	SR5	22/10/2014 19:30	27.82	88.4	5.82	7.8
SR5	22/10/2014 1:35	27.79	110.8	7.38	2.0	SR5	22/10/2014 7:35	27.79	93.0	6.14	4.9	SR5	22/10/2014 13:35	27.98	109.8	7.28	3.5	SR5	22/10/2014 19:35	27.81	88.1	5.80	**8.7**
SR5	22/10/2014 1:40	27.82	117.7	7.88	1.9	SR5	22/10/2014 7:40	27.79	92.7	6.13	4.0	SR5	22/10/2014 13:40	28.07	112.0	7.42	3.3	SR5	22/10/2014 19:40	27.80	88.1	5.79	7.5
SR5	22/10/2014 1:45	27.85	119.2	7.99	1.6	SR5	22/10/2014 7:45	27.79	92.7	6.12	5.0	SR5	22/10/2014 13:45	28.04	111.8	7.40	3.3	SR5	22/10/2014 19:45	27.80	88.1	5.79	**8.2**
SR5	22/10/2014 1:50	27.86	120.2	8.07	1.6	SR5	22/10/2014 7:50	27.78	91.7	6.05	6.1	SR5	22/10/2014 13:50	28.03	111.0	7.35	3.5	SR5	22/10/2014 19:50	27.81	86.5	5.69	7.5
SR5	22/10/2014 1:55	27.90	120.8	8.11	1.7	SR5	22/10/2014 7:55	27.79	91.6	6.05	5.0	SR5	22/10/2014 13:55	28.03	110.0	7.29	3.8	SR5	22/10/2014 19:55	27.80	86.9	5.71	7.8
SR5	22/10/2014 2:00	27.87	119.3	8.00	1.9	SR5	22/10/2014 8:00	27.79	91.9	6.07	4.8	SR5	22/10/2014 14:00	28.03	109.9	7.27	2.7	SR5	22/10/2014 20:00	27.80	87.5	5.75	**8.6**
SR5	22/10/2014 2:05	27.87	119.6	8.03	1.7	SR5	22/10/2014 8:05	27.79	91.4	6.04	4.7	SR5	22/10/2014 14:05	28.07	110.9	7.34	2.9	SR5	22/10/2014 20:05	27.80	87.1	5.73	7.2
SR5	22/10/2014 2:10	27.86	119.4	8.02	1.7	SR5	22/10/2014 8:10	27.78	90.8	6.00	5.4	SR5	22/10/2014 14:10	28.10	113.8	7.53	2.0	SR5	22/10/2014 20:10	27.79	87.4	5.75	7.9
SR5	22/10/2014 2:15	27.86	119.0	7.99	2.1	SR5	22/10/2014 8:15	27.78	90.7	5.98	6.1	SR5	22/10/2014 14:15	28.08	114.2	7.57	2.6	SR5	22/10/2014 20:15	27.80	87.1	5.73	7.1
SR5	22/10/2014 2:20	27.86	118.4	7.95	1.5	SR5	22/10/2014 8:20	27.78	90.0	5.94	5.8	SR5	22/10/2014 14:20	28.07	113.6	7.53	2.4	SR5	22/10/2014 20:20	27.80	87.5	5.75	7.8
SR5	22/10/2014 2:25	27.86	117.2	7.87	1.5	SR5	22/10/2014 8:25	27.78	89.8	5.92	5.8	SR5	22/10/2014 14:25	28.12	119.0	7.90	2.0	SR5	22/10/2014 20:25	27.79	87.4	5.75	7.7
SR5	22/10/2014 2:30	27.86	117.7	7.90	2.1	SR5	22/10/2014 8:30	27.78	89.4	5.89	5.7	SR5	22/10/2014 14:30	28.10	117.9	7.82	2.2	SR5	22/10/2014 20:30	27.79	87.3	5.74	7.9
SR5	22/10/2014 2:35	27.87	118.9	7.98	1.6	SR5	22/10/2014 8:35	27.78	90.3	5.96	6.8	SR5	22/10/2014 14:35	28.09	118.7	7.87	2.2	SR5	22/10/2014 20:35	27.79	87.1	5.73	6.7
SR5	22/10/2014 2:40	27.87	118.0	7.93	1.6	SR5	22/10/2014 8:40	27.76	89.6	5.91	6.1	SR5	22/10/2014 14:40	28.10	117.6	7.80	2.3	SR5	22/10/2014 20:40	27.79	87.2	5.74	7.2
SR5	22/10/2014 2:45	27.87	118.4	7.95	1.9	SR5	22/10/2014 8:45	27.79	90.5	5.97	6.2	SR5	22/10/2014 14:45	28.11	117.9	7.81	1.6	SR5	22/10/2014 20:45	27.80	86.5	5.69	6.7
SR5	22/10/2014 2:50	27.86	119.4	8.02	1.7	SR5	22/10/2014 8:50	27.78	89.6	5.90	7.0	SR5	22/10/2014 14:50	28.12	117.7	7.80	1.9	SR5	22/10/2014 20:50	27.80	86.7	5.70	6.7
SR5	22/10/2014 2:55	27.86	117.7	7.90	1.8	SR5	22/10/2014 8:55	27.78	89.3	5.89	6.9	SR5	22/10/2014 14:55	28.17	118.6	7.85	1.8	SR5	22/10/2014 20:55	27.79	86.6	5.69	6.3
SR5	22/10/2014 3:00	27.86	117.6	7.90	2.0	SR5	22/10/2014 9:00	27.78	88.7	5.84	7.2	SR5	22/10/2014 15:00	28.17	121.4	8.05	2.1	SR5	22/10/2014 21:00	27.79	86.4	5.68	6.5
SR5	22/10/2014 3:05	27.86	117.8	7.91	1.8	SR5	22/10/2014 9:05	27.78	88.6	5.83	**8.2**	SR5	22/10/2014 15:05	28.16	121.9	8.09	1.6	SR5	22/10/2014 21:05	27.79	85.5	5.63	6.3
SR5	22/10/2014 3:10	27.87	117.2	7.87	2.0	SR5	22/10/2014 9:10	27.79	89.2	5.88	**8.0**	SR5	22/10/2014 15:10	28.15	119.3	7.91	1.7	SR5	22/10/2014 21:10	27.79	85.6	5.63	6.1
SR5	22/10/2014 3:15	27.86	117.3	7.87	2.4	SR5	22/10/2014 9:15	27.78	88.3	5.81	7.4	SR5	22/10/2014 15:15	28.14	119.5	7.92	1.8	SR5	22/10/2014 21:15	27.79	85.4	5.61	6.3
SR5	22/10/2014 3:20	27.85	118.2	7.94	1.8	SR5	22/10/2014 9:20	27.78	88.6	5.84	6.8	SR5	22/10/2014 15:20	28.15	119.6	7.93	1.6	SR5	22/10/2014 21:20	27.79	84.2	5.54	6.3
SR5	22/10/2014 3:25	27.84	118.2	7.94	1.7	SR5	22/10/2014 9:25	27.78	87.7	5.77	7.0	SR5	22/10/2014 15:25	28.16	123.3	8.18	1.3	SR5	22/10/2014 21:25	27.79	83.6	5.50	6.6
SR5	22/10/2014 3:30	27.86	118.3	7.94	1.6	SR5	22/10/2014 9:30	27.79	87.7	5.77	5.9	SR5	22/10/2014 15:30	28.13	120.7	8.00	1.7	SR5	22/10/2014 21:30	27.79	84.3	5.54	6.2
SR5	22/10/2014 3:35	27.86	117.4	7.88	2.2	SR5	22/10/2014 9:35	27.80	87.5	5.76	7.0	SR5	22/10/2014 15:35	28.14	123.2	8.18	1.9	SR5	22/10/2014 21:35	27.79	84.0	5.52	5.8
SR5	22/10/2014 3:40	27.86	118.0	7.92	1.8	SR5	22/10/2014 9:40	27.77	87.5	5.76	6.3	SR5	22/10/2014 15:40	28.15	123.2	8.17	1.4	SR5	22/10/2014 21:40	27.79	84.7	5.57	5.4
SR5	22/10/2014 3:45	27.87	117.8	7.91	2.3	SR5	22/10/2014 9:45	27.78	87.3	5.75	6.6	SR5	22/10/2014 15:45	28.15	122.2	8.11	1.8	SR5	22/10/2014 21:45	27.81	90.6	5.96	5.6
SR5	22/10/2014 3:50	27.86	117.8	7.91	1.8	SR5	22/10/2014 9:50	27.79	86.9	5.72	6.3	SR5	22/10/2014 15:50	28.15	122.3	8.11	1.3	SR5	22/10/2014 21:50	27.81	90.9	5.98	5.5
SR5	22/10/2014 3:55	27.86	117.2	7.87	2.7	SR5	22/10/2014 9:55	27.77	88.5	5.83	3.2	SR5	22/10/2014 15:55	28.13	120.3	7.98	1.2	SR5	22/10/2014 21:55	27.81	90.9	5.98	5.4
SR5	22/10/2014 4:00	27.85	116.3	7.81	2.0	SR5	22/10/2014 10:00	27.79	95.4	6.30	4.2	SR5	22/10/2014 16:00	28.15	119.0	7.88	1.6	SR5	22/10/2014 22:00	27.81	90.9	5.99	6.3
SR5	22/10/2014 4:05	27.86	115.6	7.76	1.9	SR5	22/10/2014 10:05	27.79	94.5	6.23	4.1	SR5	22/10/2014 16:05	28.12	120.1	7.97	1.4	SR5	22/10/2014 22:05	27.80	90.9	5.99	6.1
SR5	22/10/2014 4:10	27.86	115.2	7.74	1.9	SR5	22/10/2014 10:10	27.79	94.3	6.22	4.5	SR5	22/10/2014 16:10	28.14	119.6	7.93	1.2	SR5	22/10/2014 22:10	27.80	90.5	5.96	5.6
SR5	22/10/2014 4:15	27.86	115.0	7.72	1.9	SR5	22/10/2014 10:15	27.80	94.9	6.26	4.0	SR5	22/10/2014 16:15	28.14	119.6	7.93	1.1	SR5	22/10/2014 22:15	27.80	90.6	5.96	5.2
SR5	22/10/2014 4:20	27.85	115.0	7.72	1.7	SR5	22/10/2014 10:20	27.79	94.3	6.22	3.5	SR5	22/10/2014 16:20	28.13	119.5	7.92	1.3	SR5	22/10/2014 22:20	27.79	90.2	5.94	5.2
SR5	22/10/2014 4:25	27.85	115.2	7.74	2.0	SR5	22/10/2014 10:25	27.80	94.7	6.24	4.1	SR5	22/10/2014 16:25	28.14	119.6	7.93	1.4	SR5	22/10/2014 22:25	27.80	90.1	5.93	6.1
SR5	22/10/2014 4:30	27.86	114.9	7.71	2.3	SR5	22/10/2014 10:30	27.82	95.0	6.27	3.9	SR5	22/10/2014 16:30	28.14	119.7	7.94	1.6	SR5	22/10/2014 22:30	27.79	90.3	5.95	6.1
SR5	22/10/2014 4:35	27.86	114.9	7.71	2.0	SR5	22/10/2014 10:35	27.80	94.4	6.23	3.6	SR5	22/10/2014 16:35	28.15	117.3	7.77	1.9	SR5	22/10/2014 22:35	27.79	90.0	5.93	5.6
SR5	22/10/2014 4:40	27.86	115.3	7.73	2.4	SR5	22/10/2014 10:40	27.81	94.7	6.25	3.9	SR5	22/10/2014 16:40	28.15	118.6	7.86	1.8	SR5	22/10/2014 22:40	27.80	90.1	5.93	7.2
SR5	22/10/2014 4:45	27.86	114.9	7.71	2.5	SR5	22/10/2014 10:45	27.81	94.2	6.21	4.4	SR5	22/10/2014 16:45	28.10	115.9	7.68	2.7	SR5	22/10/2014 22:45	27.80	89.9	5.92	6.4
SR5	22/10/2014 4:50	27.88	115.3	7.72	2.1	SR5	22/10/2014 10:50	27.81	93.7	6.18	4.6	SR5	22/10/2014 16:50	28.08	111.5	7.39	2.0	SR5	22/10/2014 22:50	27.79	89.6	5.90	5.8
SR5	22/10/2014 4:55	27.87	115.2	7.72	2.5	SR5	22/10/2014 10:55	27.83	95.1	6.27	3.8	SR5	22/10/2014 16:55	28.11	114.4	7.58	2.1	SR5	22/10/2014 22:55	27.77	91.2	6.01	5.0
SR5	22/10/2014 5:00	27.87	114.1	7.63	2.5	SR5	22/10/2014 11:00	27.83	94.8	6.25	4.7	SR5	22/10/2014 17:00	28.08	112.6	7.46	2.4	SR5	22/10/2014 23:00	27.78	90.9	5.99	5.3
SR5	22/10/2014 5:05	27.87	112.9	7.55	2.3	SR5	22/10/2014 11:05	27.82	95.1	6.27	4.2	SR5	22/10/2014 17:05	28.06	111.0	7.35	2.0	SR5	22/10/2014 23:05	27.71	92.0	6.07	3.5
SR5	22/10/2014 5:10	27.85	111.8	7.47	2.0	SR5	22/10/2014 11:10	27.83	95.4	6.29	5.9	SR5	22/10/2014 17:10	28.05	109.6	7.26	1.8	SR5	22/10/2014 23:10	27.74	91.6	6.04	4.1
SR5	22/10/2014 5:15	27.86	111.1	7.42	2.0	SR5	22/10/2014 11:15	27.86	97.6	6.44	5.3	SR5	22/10/2014 17:15	28.03	108.3	7.17	2.3	SR5	22/10/2014 23:15	27.76	91.5	6.03	3.7
SR5	22/10/2014 5:20	27.85	111.1	7.42	1.8	SR5	22/10/2014 11:20	27.86	97.5	6.44	4.5	SR5	22/10/2014 17:20	28.04	107.9	7.15	2.0	SR5	22/10/2014 23:20	27.75	91.6	6.05	3.1
SR5	22/10/2014 5:25	27.84	110.2	7.35	2.4	SR5	22/10/2014 11:25	27.82	95.7	6.32	5.9	SR5	22/10/2014 17:25	28.07	109.6	7.26	2.6	SR5	22/10/2014 23:25	27.76	91.4	6.03	3.7
SR5	22/10/2014 5:30	27.85	109.6	7.31	1.9	SR5	22/10/2014 11:30	27.85	95.9	6.33	5.1	SR5	22/10/2014 17:30	28.05	108.5	7.18	2.1	SR5	22/10/2014 23:30	27.78	91.2	6.02	4.1
SR5	22/10/2014 5:35	27.84	108.0	7.20	3.0	SR5	22/10/2014 11:35	27.86	96.9	6.39	3.5	SR5	22/10/2014 17:35	28.02	106.2	7.03	3.3	SR5	22/10/2014 23:35	27.79	91.1	6.00	4.1
SR5	22/10/2014 5:40	27.84	106.3	7.07	2.9	SR5	22/10/2014 11:40	27.86	96.5	6.36	4.3	SR5	22/10/2014 17:40	27.99	104.4	6.91	4.1	SR5	22/10/2014 23:40	27.79	90.8	5.99	5.2
SR5	22/10/2014 5:45	27.83	101.8	6.75	4.1	SR5	22/10/2014 11:45	27.85	96.3	6.36	4.6	SR5	22/10/2014 17:45	27.97	102.6	6.78	4.6	SR5	22/10/2014 23:45	27.79	90.9	5.99	4.8
SR5	22/10/2014 5:50	27.83	101.4	6.72	3.8	SR5	22/10/2014 11:50	27.88	97.9	6.46	2.9	SR5	22/10/2014 17:50	27.95	100.3	6.63	5.2	SR5	22/10/2014 23:50	27.79	90.7	5.98	3.5
SR5	22/10/2014 5:55	27.83	100.9	6.69	3.9	SR5	22/10/2014 11:55	27.90	98.1	6.47	2.8	SR5	22/10/2014 17:55	27.91	97.5	6.44	5.7	SR5	22/10/2014 23:55	27.79	90.7	5.98	4.1

Station	Timestamp	Temp (° C)	DO (%)	DO (mg/L)	Tur (NTU)	Station	Timestamp	Temp (° C)	DO (%)	DO (mg/L)	Tur (NTU)	Station	Timestamp	Temp (° C)	DO (%)	DO (mg/L)	Tur (NTU)	Station	Timestamp	Temp (°C)	DO (%)	DO (mg/L)	Tur (NTU)
SR9	22/10/2014 0:00	27.22	108.2	7.25	2.6	SR9	22/10/2014 6:00	27.22	94.4	6.39	4.6	SR9	22/10/2014 12:00	27.38	107.6	7.23	**5.3**	SR9	22/10/2014 18:00	27.66	114.6	7.68	**6.0**
SR9	22/10/2014 0:05	27.22	107.8	7.21	2.8	SR9	22/10/2014 6:05	27.22	94.8	6.42	**7.9**	SR9	22/10/2014 12:05	27.36	107.2	7.21	**4.9**	SR9	22/10/2014 18:05	27.65	112.9	7.57	**7.4**
SR9	22/10/2014 0:10	27.25	109.5	7.32	2.6	SR9	22/10/2014 6:10	27.21	94.5	6.39	**5.2**	SR9	22/10/2014 12:10	27.39	108.0	7.26	**5.2**	SR9	22/10/2014 18:10	27.63	111.7	7.52	**7.1**
SR9	22/10/2014 0:15	27.25	109.1	7.29	2.4	SR9	22/10/2014 6:15	27.21	92.9	6.29	**5.2**	SR9	22/10/2014 12:15	27.38	107.8	7.24	**5.1**	SR9	22/10/2014 18:15	27.62	111.0	7.44	**6.9**
SR9	22/10/2014 0:20	27.24	108.9	7.32	2.5	SR9	22/10/2014 6:20	27.21	92.7	6.27	**6.3**	SR9	22/10/2014 12:20	27.38	107.4	7.21	**5.2**	SR9	22/10/2014 18:20	27.62	110.2	7.39	**5.9**
SR9	22/10/2014 0:25	27.25	109.1	7.32	2.7	SR9	22/10/2014 6:25	27.21	93.5	6.32	**6.7**	SR9	22/10/2014 12:25	27.39	107.9	7.24	**5.3**	SR9	22/10/2014 18:25	27.62	112.2	7.51	**5.5**
SR9	22/10/2014 0:30	27.24	107.6	7.22	2.6	SR9	22/10/2014 6:30	27.21	92.8	6.26	**6.4**	SR9	22/10/2014 12:30	27.39	109.3	7.33	**5.3**	SR9	22/10/2014 18:30	27.62	110.0	7.37	**5.0**
SR9	22/10/2014 0:35	27.24	108.1	7.28	2.6	SR9	22/10/2014 6:35	27.20	92.7	6.25	**6.8**	SR9	22/10/2014 12:35	27.39	108.6	7.29	**4.9**	SR9	22/10/2014 18:35	27.62	113.1	7.62	**5.0**
SR9	22/10/2014 0:40	27.25	107.7	7.24	2.7	SR9	22/10/2014 6:40	27.19	92.4	6.24	**6.8**	SR9	22/10/2014 12:40	27.44	108.5	7.28	**4.9**	SR9	22/10/2014 18:40	27.61	112.3	7.53	**4.8**
SR9	22/10/2014 0:45	27.25	107.9	7.27	2.8	SR9	22/10/2014 6:45	27.20	93.2	6.28	**7.1**	SR9	22/10/2014 12:45	27.44	109.7	7.37	**5.0**	SR9	22/10/2014 18:45	27.60	108.7	7.28	**5.1**
SR9	22/10/2014 0:50	27.25	106.9	7.20	3.1	SR9	22/10/2014 6:50	27.19	93.7	6.31	**6.6**	SR9	22/10/2014 12:50	27.45	107.9	7.25	4.5	SR9	22/10/2014 18:50	27.59	108.4	7.26	**5.9**
SR9	22/10/2014 0:55	27.25	106.7	7.18	2.7	SR9	22/10/2014 6:55	27.19	93.3	6.28	**6.9**	SR9	22/10/2014 12:55	27.44	108.8	7.31	**4.8**	SR9	22/10/2014 18:55	27.59	109.3	7.33	**6.1**
SR9	22/10/2014 1:00	27.25	106.7	7.18	2.7	SR9	22/10/2014 7:00	27.19	93.7	6.30	**6.1**	SR9	22/10/2014 13:00	27.48	109.1	7.32	4.4	SR9	22/10/2014 19:00	27.59	109.7	7.36	**5.8**
SR9	22/10/2014 1:05	27.24	106.3	7.14	2.9	SR9	22/10/2014 7:05	27.19	94.4	6.35	**5.8**	SR9	22/10/2014 13:05	27.48	108.7	7.29	**5.0**	SR9	22/10/2014 19:05	27.58	109.7	7.36	**5.6**
SR9	22/10/2014 1:10	27.24	107.8	7.26	2.7	SR9	22/10/2014 7:10	27.20	96.0	6.47	**5.9**	SR9	22/10/2014 13:10	27.48	109.3	7.34	4.6	SR9	22/10/2014 19:10	27.58	108.8	7.30	**5.8**
SR9	22/10/2014 1:15	27.25	108.5	7.30	2.4	SR9	22/10/2014 7:15	27.20	95.6	6.44	**7.1**	SR9	22/10/2014 13:15	27.49	109.3	7.34	4.3	SR9	22/10/2014 19:15	27.59	108.8	7.32	**7.0**
SR9	22/10/2014 1:20	27.25	108.4	7.28	2.4	SR9	22/10/2014 7:20	27.20	95.8	6.46	**6.2**	SR9	22/10/2014 13:20	27.50	108.4	7.28	**4.8**	SR9	22/10/2014 19:20	27.58	108.5	7.30	**6.9**
SR9	22/10/2014 1:25	27.23	107.2	7.21	2.6	SR9	22/10/2014 7:25	27.20	96.6	6.52	**6.5**	SR9	22/10/2014 13:25	27.50	108.3	7.28	4.5	SR9	22/10/2014 19:25	27.59	109.1	7.34	**7.2**
SR9	22/10/2014 1:30	27.23	108.5	7.32	2.5	SR9	22/10/2014 7:30	27.20	96.6	6.52	**7.0**	SR9	22/10/2014 13:30	27.50	108.4	7.29	4.4	SR9	22/10/2014 19:30	27.62	113.9	7.66	4.1
SR9	22/10/2014 1:35	27.23	106.1	7.13	2.7	SR9	22/10/2014 7:35	27.20	96.1	6.48	**7.6**	SR9	22/10/2014 13:35	27.51	109.0	7.34	**4.8**	SR9	22/10/2014 19:35	27.63	115.0	7.70	3.4
SR9	22/10/2014 1:40	27.23	105.0	7.07	3.5	SR9	22/10/2014 7:40	27.20	96.9	6.54	**7.5**	SR9	22/10/2014 13:40	27.51	109.6	7.37	4.4	SR9	22/10/2014 19:40	27.62	114.4	7.65	**4.9**
SR9	22/10/2014 1:45	27.22	102.8	6.92	2.5	SR9	22/10/2014 7:45	27.20	97.0	6.55	**7.7**	SR9	22/10/2014 13:45	27.53	109.5	7.36	**5.4**	SR9	22/10/2014 19:45	27.62	113.7	7.62	2.7
SR9	22/10/2014 1:50	27.22	101.0	6.81	2.9	SR9	22/10/2014 7:50	27.20	97.0	6.52	**9.8**	SR9	22/10/2014 13:50	27.54	110.0	7.38	**5.4**	SR9	22/10/2014 19:50	27.63	114.6	7.67	3.9
SR9	22/10/2014 1:55	27.24	106.7	7.19	2.6	SR9	22/10/2014 7:55	27.20	96.7	6.52	**9.5**	SR9	22/10/2014 13:55	27.55	109.0	7.32	**5.1**	SR9	22/10/2014 19:55	27.63	113.9	7.63	3.0
SR9	22/10/2014 2:00	27.22	105.3	7.08	3.0	SR9	22/10/2014 8:00	27.20	96.6	6.51	**9.7**	SR9	22/10/2014 14:00	27.57	110.2	7.41	**5.1**	SR9	22/10/2014 20:00	27.63	114.9	7.70	3.2
SR9	22/10/2014 2:05	27.23	105.5	7.10	2.8	SR9	22/10/2014 8:05	27.19	97.0	6.54	**7.7**	SR9	22/10/2014 14:05	27.60	109.5	7.33	4.6	SR9	22/10/2014 20:05	27.62	114.3	7.66	3.4
SR9	22/10/2014 2:10	27.24	106.3	7.17	2.6	SR9	22/10/2014 8:10	27.19	96.9	6.53	**8.1**	SR9	22/10/2014 14:10	27.61	109.9	7.36	4.6	SR9	22/10/2014 20:10	27.62	114.8	7.69	3.3
SR9	22/10/2014 2:15	27.23	107.3	7.24	2.5	SR9	22/10/2014 8:15	27.19	96.3	6.49	**8.2**	SR9	22/10/2014 14:15	27.63	109.8	7.34	4.3	SR9	22/10/2014 20:15	27.61	114.3	7.66	3.4
SR9	22/10/2014 2:20	27.23	106.2	7.16	3.3	SR9	22/10/2014 8:20	27.17	95.6	6.45	**7.0**	SR9	22/10/2014 14:20	27.64	109.5	7.32	**5.1**	SR9	22/10/2014 20:20	27.60	114.3	7.65	3.5
SR9	22/10/2014 2:25	27.21	104.5	7.04	2.5	SR9	22/10/2014 8:25	27.18	96.5	6.51	**7.1**	SR9	22/10/2014 14:25	27.63	110.0	7.36	**4.9**	SR9	22/10/2014 20:25	27.59	113.2	7.61	3.4
SR9	22/10/2014 2:30	27.21	104.8	7.06	3.1	SR9	22/10/2014 8:30	27.18	96.4	6.50	**7.7**	SR9	22/10/2014 14:30	27.69	110.8	7.40	4.2	SR9	22/10/2014 20:30	27.59	113.4	7.63	3.9
SR9	22/10/2014 2:35	27.20	103.5	6.98	2.9	SR9	22/10/2014 8:35	27.18	96.0	6.47	**7.7**	SR9	22/10/2014 14:35	27.71	115.4	7.71	4.6	SR9	22/10/2014 20:35	27.58	112.0	7.53	3.7
SR9	22/10/2014 2:40	27.20	103.1	6.95	**10.9**	SR9	22/10/2014 8:40	27.18	96.4	6.50	**11.0**	SR9	22/10/2014 14:40	27.72	118.4	7.92	**4.8**	SR9	22/10/2014 20:40	27.59	112.7	7.57	4.0
SR9	22/10/2014 2:45	27.20	103.8	7.00	3.6	SR9	22/10/2014 8:45	27.18	96.9	6.54	**7.9**	SR9	22/10/2014 14:45	27.68	118.2	7.91	**5.6**	SR9	22/10/2014 20:45	27.58	112.2	7.55	4.1
SR9	22/10/2014 2:50	27.19	103.9	7.02	3.2	SR9	22/10/2014 8:50	27.18	96.1	6.48	**7.4**	SR9	22/10/2014 14:50	27.68	119.0	7.96	**5.0**	SR9	22/10/2014 20:50	27.58	112.4	7.54	4.3
SR9	22/10/2014 2:55	27.17	103.1	6.96	4.0	SR9	22/10/2014 8:55	27.18	96.9	6.53	**8.2**	SR9	22/10/2014 14:55	27.67	119.5	7.99	**4.8**	SR9	22/10/2014 20:55	27.56	111.0	7.45	4.2
SR9	22/10/2014 3:00	27.25	111.4	7.54	2.4	SR9	22/10/2014 9:00	27.16	95.5	6.44	**7.0**	SR9	22/10/2014 15:00	27.67	119.3	7.97	4.2	SR9	22/10/2014 21:00	27.58	111.1	7.46	4.6
SR9	22/10/2014 3:05	27.26	111.0	7.51	2.6	SR9	22/10/2014 9:05	27.16	95.6	6.45	**6.8**	SR9	22/10/2014 15:05	27.68	119.4	8.00	4.4	SR9	22/10/2014 21:05	27.58	111.0	7.46	**5.0**
SR9	22/10/2014 3:10	27.27	111.2	7.52	2.4	SR9	22/10/2014 9:10	27.16	95.7	6.45	**6.5**	SR9	22/10/2014 15:10	27.73	122.4	8.19	**5.0**	SR9	22/10/2014 21:10	27.57	109.7	7.36	**5.3**
SR9	22/10/2014 3:15	27.26	111.5	7.53	2.3	SR9	22/10/2014 9:15	27.16	96.3	6.49	**6.9**	SR9	22/10/2014 15:15	27.77	122.8	8.20	**4.8**	SR9	22/10/2014 21:15	27.56	110.0	7.39	**5.0**
SR9	22/10/2014 3:20	27.26	110.5	7.49	2.4	SR9	22/10/2014 9:20	27.16	97.1	6.55	**7.8**	SR9	22/10/2014 15:20	27.73	123.3	8.26	**5.1**	SR9	22/10/2014 21:20	27.57	111.0	7.45	**5.5**
SR9	22/10/2014 3:25	27.25	108.7	7.36	2.6	SR9	22/10/2014 9:25	27.17	97.0	6.55	**8.3**	SR9	22/10/2014 15:25	27.79	121.9	8.14	4.3	SR9	22/10/2014 21:25	27.56	109.9	7.36	**5.5**
SR9	22/10/2014 3:30	27.15	95.6	6.48	**6.8**	SR9	22/10/2014 9:30	27.17	96.9	6.54	**9.4**	SR9	22/10/2014 15:30	27.80	123.6	8.26	4.5	SR9	22/10/2014 21:30	27.56	109.9	7.38	**5.8**
SR9	22/10/2014 3:35	27.20	104.0	7.04	**5.1**	SR9	22/10/2014 9:35	27.16	96.6	6.52	**6.6**	SR9	22/10/2014 15:35	27.82	123.4	8.25	4.1	SR9	22/10/2014 21:35	27.55	109.8	7.39	**5.2**
SR9	22/10/2014 3:40	27.19	102.0	6.90	**7.3**	SR9	22/10/2014 9:40	27.17	97.3	6.56	**7.4**	SR9	22/10/2014 15:40	27.84	122.3	8.17	3.7	SR9	22/10/2014 21:40	27.55	110.9	7.44	**5.7**
SR9	22/10/2014 3:45	27.16	98.2	6.65	4.3	SR9	22/10/2014 9:45	27.17	97.6	6.59	**7.0**	SR9	22/10/2014 15:45	27.85	122.4	8.18	4.3	SR9	22/10/2014 21:45	27.55	111.9	7.51	**5.1**
SR9	22/10/2014 3:50	27.19	102.3	6.94	3.7	SR9	22/10/2014 9:50	27.18	97.5	6.58	**6.9**	SR9	22/10/2014 15:50	27.85	119.9	8.01	4.6	SR9	22/10/2014 21:50	27.54	111.8	7.51	**4.9**
SR9	22/10/2014 3:55	27.18	103.7	7.03	3.5	SR9	22/10/2014 9:55	27.17	97.7	6.59	**7.4**	SR9	22/10/2014 15:55	27.80	117.4	7.85	4.5	SR9	22/10/2014 21:55	27.55	113.0	7.58	4.4
SR9	22/10/2014 4:00	27.22	108.0	7.32	2.8	SR9	22/10/2014 10:00	27.18	97.1	6.55	**7.0**	SR9	22/10/2014 16:00	27.82	117.9	7.88	**5.2**	SR9	22/10/2014 22:00	27.55	113.7	7.64	**5.6**
SR9	22/10/2014 4:05	27.24	109.9	7.44	2.5	SR9	22/10/2014 10:05	27.20	99.4	6.69	**6.2**	SR9	22/10/2014 16:05	27.85	114.9	7.68	3.9	SR9	22/10/2014 22:05	27.55	113.7	7.67	4.1
SR9	22/10/2014 4:10	27.24	108.9	7.38	2.3	SR9	22/10/2014 10:10	27.21	99.9	6.73	**7.0**	SR9	22/10/2014 16:10	27.75	113.8	7.62	**5.3**	SR9	22/10/2014 22:10	27.54	114.3	7.70	**4.8**
SR9	22/10/2014 4:15	27.27	109.0	7.38	2.5	SR9	22/10/2014 10:15	27.21	100.1	6.74	**6.6**	SR9	22/10/2014 16:15	27.66	118.2	7.92	**6.2**	SR9	22/10/2014 22:15	27.54	114.2	7.71	4.0
SR9	22/10/2014 4:20	27.25	107.2	7.26	2.8	SR9	22/10/2014 10:20	27.24	101.3	6.82	**6.4**	SR9	22/10/2014 16:20	27.68	116.1	7.80	**5.5**	SR9	22/10/2014 22:20	27.55	114.3	7.68	3.9
SR9	22/10/2014 4:25	27.28	106.9	7.23	3.6	SR9	22/10/2014 10:25	27.24	100.8	6.80	**7.0**	SR9	22/10/2014 16:25	27.69	115.1	7.74	4.6	SR9	22/10/2014 22:25	27.55	114.3	7.67	3.8
SR9	22/10/2014 4:30	27.28	105.9	7.17	2.8	SR9	22/10/2014 10:30	27.25	101.4	6.83	**6.3**	SR9	22/10/2014 16:30	27.65	116.8	7.85	4.4	SR9	22/10/2014 22:30	27.55	114.5	7.67	3.9
SR9	22/10/2014 4:35	27.29	103.9	7.03	4.1	SR9	22/10/2014 10:35	27.24	102.1	6.88	**6.3**	SR9	22/10/2014 16:35	27.64	117.6	7.90	3.9	SR9	22/10/2014 22:35	27.55	114.4	7.67	4.0
SR9	22/10/2014 4:40	27.27	103.8	7.03	4.0	SR9	22/10/2014 10:40	27.26	103.1	6.95	**6.2**	SR9	22/10/2014 16:40	27.63	119.5	8.01	**5.7**	SR9	22/10/2014 22:40	27.54	114.0	7.66	4.0
SR9	22/10/2014 4:45	27.30	103.7	7.02	4.2	SR9	22/10/2014 10:45	27.26	103.8	6.99	**6.2**	SR9	22/10/2014 16:45	27.63	119.4	8.00	**5.8**	SR9	22/10/2014 22:45	27.53	113.2	7.61	4.1
SR9	22/10/2014 4:50	27.30	103.1	6.97	3.9	SR9	22/10/2014 10:50	27.27	104.3	7.02	**6.2**	SR9	22/10/2014 16:50	27.63	120.0	8.06	**5.0**	SR9	22/10/2014 22:50	27.53	113.4	7.65	4.3
SR9	22/10/2014 4:55	27.29	102.2	6.91	3.9	SR9	22/10/2014 10:55	27.27	104.7	7.06	**5.4**	SR9	22/10/2014 16:55	27.66	121.4	8.14	3.9	SR9	22/10/2014 22:55	27.51	112.6	7.59	3.7
SR9	22/10/2014 5:00	27.28	101.9	6.90	3.9	SR9	22/10/2014 11:00	27.28	105.0	7.08	**5.6**	SR9	22/10/2014 17:00	27.68	121.1	8.13	4.2	SR9	22/10/2014 23:00	27.51	112.6	7.58	4.4
SR9	22/10/2014 5:05	27.28	101.1	6.83	**15.2**	SR9	22/10/2014 11:05	27.26	103.3	6.96	**6.1**	SR9	22/10/2014 17:05	27.68	120.1	8.05	3.8	SR9	22/10/2014 23:05	27.50	111.8	7.54	3.6
SR9	22/10/2014 5:10	27.27	100.7	6.81	**4.9**	SR9	22/10/2014 11:10	27.26	103.1	6.96	**5.7**	SR9	22/10/2014 17:10	27.67	119.9	8.05	4.3	SR9	22/10/2014 23:10	27.49	112.0	7.56	4.0
SR9	22/10/2014 5:15	27.25	100.2	6.79	3.9	SR9	22/10/2014 11:15	27.30	105.5	7.11	**5.6**	SR9	22/10/2014 17:15	27.66	119.8	8.03	**5.0**	SR9	22/10/2014 23:15	27.49	111.2	7.51	3.9
SR9	22/10/2014 5:20	27.24	99.2	6.71	4.7	SR9	22/10/2014 11:20	27.24	101.4	6.84	**7.6**	SR9	22/10/2014 17:20	27.64	117.8	7.91	**6.0**	SR9	22/10/2014 23:20	27.48	111.3	7.51	4.1
SR9	22/10/2014 5:25	27.24	98.5	6.66	**5.0**	SR9	22/10/2014 11:25	27.31	105.2	7.09	**5.7**	SR9	22/10/2014 17:25	27.64	116.3	7.81	**8.5**	SR9	22/10/2014 23:25	27.46	111.7	7.55	3.7
SR9	22/10/2014 5:30	27.25	98.8	6.70	4.7	SR9	22/10/2014 11:30	27.33	107.2	7.22	**5.2**	SR9	22/10/2014 17:30	27.65	115.6	7.76	**6.5**	SR9	22/10/2014 23:30	27.48	111.7	7.56	3.5
SR9	22/10/2014 5:35	27.24	97.8	6.61	4.4	SR9	22/10/2014 11:35	27.35	106.2	7.16	**5.0**	SR9	22/10/2014 17:35	27.65	116.0	7.77	**5.6**	SR9	22/10/2014 23:35	27.47	111.7	7.57	3.4
SR9	22/10/2014 5:40	27.25	97.7	6.62	4.6	SR9	22/10/2014 11:40	27.34	107.1	7.22	**5.5**	SR9	22/10/2014 17:40	27.65	115.5	7.75	**5.6**	SR9	22/10/2014 23:40	27.45	111.0	7.50	3.4
SR9	22/10/2014 5:45	27.24	95.7	6.48	**5.4**	SR9	22/10/2014 11:45	27.33	106.8	7.19	**5.3**	SR9	22/10/2014 17:45	27.65	114.4	7.68	**7.2**	SR9	22/10/2014 23:45	27.44	111.3	7.53	3.2
SR9	22/10/2014 5:50	27.24	96.2	6.51	**4.9**	SR9	22/10/2014 11:50	27.35	107.2	7.21	**5.0**	SR9	22/10/2014 17:50	27.66	115.5	7.75	**5.5**	SR9	22/10/2014 23:50	27.45	111.0	7.50	3.2
SR9	22/10/2014 5:55	27.23	96.2	6.52	**6.1**	SR9	22/10/2014 11:55	27.34	106.9	7.19	**5.3**	SR9	22/10/2014 17:55	27.66	114.5	7.68	**5.9**	SR9	22/10/2014 23:55	27.45	111.0	7.51	3.4

Station	Timestamp	Temp (° C)	DO (%)	DO (mg/L)	Tur (NTU)	Station	Timestamp	Temp (° C)	DO (%)	DO (mg/L)	Tur (NTU)	Station	Timestamp	Temp (° C)	DO (%)	DO (mg/L)	Tur (NTU)	Station	Timestamp	Temp (°C)	DO (%)	DO (mg/L)	Tur (NTU)
SR10	22/10/2014 0:00	27.69	65.5	**4.39**	0.8	SR10	22/10/2014 6:00	27.58	86.1	**5.80**	0.1	SR10	22/10/2014 12:00	27.81	92.4	6.19	0.1	SR10	22/10/2014 18:00	28.10	99.5	6.64	1.4
SR10	22/10/2014 0:05	27.69	74.2	**4.98**	0.6	SR10	22/10/2014 6:05	27.60	85.4	**5.75**	0.6	SR10	22/10/2014 12:05	27.82	92.3	6.18	0.1	SR10	22/10/2014 18:05	28.08	98.9	6.60	0.4
SR10	22/10/2014 0:10	27.70	78.9	**5.29**	0.7	SR10	22/10/2014 6:10	27.59	84.7	**5.70**	0.2	SR10	22/10/2014 12:10	27.83	93.5	6.26	0.5	SR10	22/10/2014 18:10	28.06	97.3	6.50	0.8
SR10	22/10/2014 0:15	27.70	78.8	**5.29**	0.5	SR10	22/10/2014 6:15	27.58	86.5	**5.82**	0.1	SR10	22/10/2014 12:15	27.82	93.9	6.29	0.3	SR10	22/10/2014 18:15	28.10	101.2	6.75	0.3
SR10	22/10/2014 0:20	27.70	79.4	**5.33**	0.8	SR10	22/10/2014 6:20	27.59	76.8	**5.17**	0.1	SR10	22/10/2014 12:20	27.86	93.4	6.25	0.4	SR10	22/10/2014 18:20	28.07	99.4	6.64	0.1
SR10	22/10/2014 0:25	27.70	81.1	**5.44**	0.9	SR10	22/10/2014 6:25	27.58	80.9	**5.45**	0.6	SR10	22/10/2014 12:25	27.90	94.3	6.31	0.6	SR10	22/10/2014 18:25	28.05	99.8	6.67	0.1
SR10	22/10/2014 0:30	27.69	79.4	**5.33**	0.4	SR10	22/10/2014 6:30	27.59	76.2	**5.13**	0.2	SR10	22/10/2014 12:30	27.93	93.7	6.26	0.1	SR10	22/10/2014 18:30	28.02	101.0	6.74	0.6
SR10	22/10/2014 0:35	27.69	78.5	**5.27**	0.5	SR10	22/10/2014 6:35	27.59	75.9	**5.10**	0.5	SR10	22/10/2014 12:35	27.95	93.6	6.25	0.1	SR10	22/10/2014 18:35	27.98	101.2	6.76	0.8
SR10	22/10/2014 0:40	27.69	78.0	**5.23**	1.2	SR10	22/10/2014 6:40	27.59	75.8	**5.09**	0.7	SR10	22/10/2014 12:40	27.99	93.9	6.27	0.1	SR10	22/10/2014 18:40	27.96	99.7	6.66	0.1
SR10	22/10/2014 0:45	27.69	78.4	**5.26**	0.6	SR10	22/10/2014 6:45	27.60	78.5	**5.28**	0.6	SR10	22/10/2014 12:45	28.00	95.4	6.37	0.1	SR10	22/10/2014 18:45	27.93	99.3	6.64	0.6
SR10	22/10/2014 0:50	27.69	78.5	**5.27**	0.6	SR10	22/10/2014 6:50	27.60	75.2	**5.06**	0.2	SR10	22/10/2014 12:50	27.96	94.8	6.34	0.3	SR10	22/10/2014 18:50	27.93	98.5	6.59	0.3
SR10	22/10/2014 0:55	27.69	79.5	**5.34**	1.1	SR10	22/10/2014 6:55	27.60	72.9	**4.91**	0.6	SR10	22/10/2014 12:55	27.95	93.2	6.23	0.1	SR10	22/10/2014 18:55	27.92	97.8	6.54	1.1
SR10	22/10/2014 1:00	27.68	83.3	**5.59**	1.9	SR10	22/10/2014 7:00	27.60	70.6	**4.75**	0.1	SR10	22/10/2014 13:00	27.94	91.1	6.09	0.4	SR10	22/10/2014 19:00	27.92	95.2	6.37	0.4
SR10	22/10/2014 1:05	27.68	83.5	**5.60**	1.5	SR10	22/10/2014 7:05	27.56	79.7	**5.36**	0.2	SR10	22/10/2014 13:05	28.00	93.8	6.26	0.6	SR10	22/10/2014 19:05	27.91	93.6	6.26	0.6
SR10	22/10/2014 1:10	27.66	84.8	**5.69**	1.7	SR10	22/10/2014 7:10	27.59	73.4	**4.93**	0.6	SR10	22/10/2014 13:10	28.01	93.1	6.21	0.1	SR10	22/10/2014 19:10	27.90	91.0	6.09	1.4
SR10	22/10/2014 1:15	27.66	85.8	**5.76**	1.6	SR10	22/10/2014 7:15	27.58	73.2	**4.92**	0.1	SR10	22/10/2014 13:15	28.01	92.9	6.20	0.1	SR10	22/10/2014 19:15	27.90	91.7	6.13	1.1
SR10	22/10/2014 1:20	27.65	85.3	**5.73**	1.3	SR10	22/10/2014 7:20	27.59	72.2	**4.85**	0.6	SR10	22/10/2014 13:20	28.03	92.9	6.20	0.2	SR10	22/10/2014 19:20	27.90	84.9	**5.68**	0.6
SR10	22/10/2014 1:25	27.66	85.1	**5.71**	1.2	SR10	22/10/2014 7:25	27.57	73.4	**4.94**	0.6	SR10	22/10/2014 13:25	28.05	92.7	6.18	0.6	SR10	22/10/2014 19:25	27.90	86.1	**5.76**	0.5
SR10	22/10/2014 1:30	27.66	85.1	**5.71**	0.9	SR10	22/10/2014 7:30	27.56	79.0	**5.32**	0.4	SR10	22/10/2014 13:30	27.95	85.8	**5.73**	0.2	SR10	22/10/2014 19:30	27.89	88.2	**5.90**	0.8
SR10	22/10/2014 1:35	27.66	84.8	**5.70**	1.0	SR10	22/10/2014 7:35	27.56	77.5	**5.21**	0.3	SR10	22/10/2014 13:35	28.08	94.8	6.32	0.1	SR10	22/10/2014 19:35	27.88	88.2	**5.90**	0.7
SR10	22/10/2014 1:40	27.67	85.6	**5.75**	1.0	SR10	22/10/2014 7:40	27.58	72.3	**4.87**	0.2	SR10	22/10/2014 13:40	28.10	96.2	6.42	0.1	SR10	22/10/2014 19:40	27.89	87.3	**5.84**	0.4
SR10	22/10/2014 1:45	27.68	85.9	**5.77**	3.2	SR10	22/10/2014 7:45	27.58	73.1	**4.92**	0.2	SR10	22/10/2014 13:45	28.00	86.9	**5.80**	0.6	SR10	22/10/2014 19:45	27.88	87.8	**5.87**	0.6
SR10	22/10/2014 1:50	27.68	85.6	**5.75**	1.4	SR10	22/10/2014 7:50	27.58	71.7	**4.82**	0.2	SR10	22/10/2014 13:50	27.96	85.6	**5.72**	0.2	SR10	22/10/2014 19:50	27.87	87.5	**5.86**	0.6
SR10	22/10/2014 1:55	27.67	85.8	**5.76**	1.1	SR10	22/10/2014 7:55	27.59	72.0	**4.85**	0.1	SR10	22/10/2014 13:55	27.91	91.0	6.08	0.4	SR10	22/10/2014 19:55	27.86	87.3	**5.85**	1.1
SR10	22/10/2014 2:00	27.67	86.0	**5.77**	1.2	SR10	22/10/2014 8:00	27.59	72.0	**4.84**	1.7	SR10	22/10/2014 14:00	27.87	90.8	6.08	1.2	SR10	22/10/2014 20:00	27.85	88.5	**5.93**	1.2
SR10	22/10/2014 2:05	27.67	85.3	**5.73**	3.0	SR10	22/10/2014 8:05	27.59	70.4	**4.73**	0.4	SR10	22/10/2014 14:05	27.88	95.6	6.40	0.1	SR10	22/10/2014 20:05	27.85	87.2	**5.84**	1.0
SR10	22/10/2014 2:10	27.67	86.4	**5.80**	1.2	SR10	22/10/2014 8:10	27.59	72.4	**4.87**	1.3	SR10	22/10/2014 14:10	27.86	97.8	6.55	0.6	SR10	22/10/2014 20:10	27.85	86.4	**5.79**	1.0
SR10	22/10/2014 2:15	27.68	86.8	**5.82**	1.5	SR10	22/10/2014 8:15	27.59	73.1	**4.91**	0.6	SR10	22/10/2014 14:15	27.79	95.7	6.42	0.3	SR10	22/10/2014 20:15	27.85	88.6	**5.93**	1.1
SR10	22/10/2014 2:20	27.72	87.6	**5.88**	1.9	SR10	22/10/2014 8:20	27.59	82.2	**5.53**	0.2	SR10	22/10/2014 14:20	27.86	98.6	6.60	0.1	SR10	22/10/2014 20:20	27.84	88.9	**5.95**	0.8
SR10	22/10/2014 2:25	27.75	89.2	5.98	2.1	SR10	22/10/2014 8:25	27.60	78.8	**5.30**	0.4	SR10	22/10/2014 14:25	27.92	100.1	6.69	0.1	SR10	22/10/2014 20:25	27.84	87.1	**5.83**	1.2
SR10	22/10/2014 2:30	27.73	88.9	**5.96**	1.9	SR10	22/10/2014 8:30	27.61	76.3	**5.13**	0.1	SR10	22/10/2014 14:30	27.99	100.4	6.71	0.1	SR10	22/10/2014 20:30	27.81	89.3	5.97	1.6
SR10	22/10/2014 2:35	27.73	88.8	**5.96**	1.4	SR10	22/10/2014 8:35	27.61	75.5	**5.07**	0.4	SR10	22/10/2014 14:35	28.01	100.3	6.69	0.1	SR10	22/10/2014 20:35	27.82	92.0	6.16	1.1
SR10	22/10/2014 2:40	27.71	88.5	**5.94**	0.9	SR10	22/10/2014 8:40	27.61	73.8	**4.96**	0.1	SR10	22/10/2014 14:40	27.97	98.9	6.61	0.3	SR10	22/10/2014 20:40	27.82	92.9	6.21	0.9
SR10	22/10/2014 2:45	27.71	88.3	**5.93**	1.1	SR10	22/10/2014 8:45	27.62	71.7	**4.82**	0.2	SR10	22/10/2014 14:45	28.01	100.2	6.69	0.2	SR10	22/10/2014 20:45	27.82	92.5	6.19	1.1
SR10	22/10/2014 2:50	27.70	87.9	**5.90**	1.0	SR10	22/10/2014 8:50	27.61	76.2	**5.12**	0.2	SR10	22/10/2014 14:50	28.05	101.5	6.77	0.6	SR10	22/10/2014 20:50	27.82	90.3	6.04	1.3
SR10	22/10/2014 2:55	27.70	87.9	**5.91**	1.0	SR10	22/10/2014 8:55	27.61	77.6	**5.22**	0.1	SR10	22/10/2014 14:55	28.10	101.9	6.80	0.1	SR10	22/10/2014 20:55	27.81	88.2	**5.91**	0.5
SR10	22/10/2014 3:00	27.70	88.3	**5.93**	1.0	SR10	22/10/2014 9:00	27.61	75.4	**5.07**	0.2	SR10	22/10/2014 15:00	28.16	102.7	6.84	0.6	SR10	22/10/2014 21:00	27.80	84.6	**5.67**	2.1
SR10	22/10/2014 3:05	27.69	88.2	**5.93**	0.8	SR10	22/10/2014 9:05	27.61	75.0	**5.04**	0.2	SR10	22/10/2014 15:05	28.20	102.9	6.85	0.4	SR10	22/10/2014 21:05	27.79	85.8	**5.75**	1.5
SR10	22/10/2014 3:10	27.69	87.5	**5.88**	0.4	SR10	22/10/2014 9:10	27.61	86.4	**5.81**	0.3	SR10	22/10/2014 15:10	28.25	102.3	6.80	0.2	SR10	22/10/2014 21:10	27.76	90.6	6.07	2.2
SR10	22/10/2014 3:15	27.70	87.7	**5.89**	0.4	SR10	22/10/2014 9:15	27.61	86.9	**5.84**	0.1	SR10	22/10/2014 15:15	28.20	102.8	6.84	0.2	SR10	22/10/2014 21:15	27.77	88.9	**5.95**	2.0
SR10	22/10/2014 3:20	27.70	87.9	**5.90**	0.4	SR10	22/10/2014 9:20	27.61	83.2	**5.59**	0.2	SR10	22/10/2014 15:20	28.24	103.7	6.89	0.3	SR10	22/10/2014 21:20	27.80	85.3	**5.71**	1.1
SR10	22/10/2014 3:25	27.69	88.3	**5.93**	0.4	SR10	22/10/2014 9:25	27.61	79.7	**5.36**	0.4	SR10	22/10/2014 15:25	28.01	100.7	6.72	0.6	SR10	22/10/2014 21:25	27.74	90.4	6.06	2.2
SR10	22/10/2014 3:30	27.70	88.2	**5.92**	0.8	SR10	22/10/2014 9:30	27.61	81.1	**5.45**	0.3	SR10	22/10/2014 15:30	28.08	102.6	6.84	2.0	SR10	22/10/2014 21:30	27.78	84.4	**5.66**	1.6
SR10	22/10/2014 3:35	27.69	87.8	**5.90**	0.6	SR10	22/10/2014 9:35	27.61	78.6	**5.28**	0.3	SR10	22/10/2014 15:35	28.07	104.5	6.98	0.1	SR10	22/10/2014 21:35	27.73	91.0	6.10	2.0
SR10	22/10/2014 3:40	27.68	88.0	**5.92**	1.1	SR10	22/10/2014 9:40	27.62	78.4	**5.27**	0.3	SR10	22/10/2014 15:40	28.10	101.5	6.77	0.3	SR10	22/10/2014 21:40	27.73	90.3	6.05	2.1
SR10	22/10/2014 3:45	27.68	87.6	**5.88**	1.3	SR10	22/10/2014 9:45	27.62	85.8	**5.77**	0.3	SR10	22/10/2014 15:45	28.14	101.8	6.78	0.1	SR10	22/10/2014 21:45	27.72	90.8	6.08	2.3
SR10	22/10/2014 3:50	27.68	87.4	**5.87**	0.8	SR10	22/10/2014 9:50	27.62	87.0	**5.85**	0.3	SR10	22/10/2014 15:50	28.03	101.9	6.80	1.0	SR10	22/10/2014 21:50	27.78	87.3	**5.85**	1.4
SR10	22/10/2014 3:55	27.69	86.7	**5.83**	0.8	SR10	22/10/2014 9:55	27.62	87.5	**5.88**	0.2	SR10	22/10/2014 15:55	28.02	99.3	6.63	0.4	SR10	22/10/2014 21:55	27.73	89.8	6.02	2.1
SR10	22/10/2014 4:00	27.68	87.6	**5.89**	1.2	SR10	22/10/2014 10:00	27.62	86.4	**5.81**	0.3	SR10	22/10/2014 16:00	28.00	100.9	6.73	0.4	SR10	22/10/2014 22:00	27.79	84.3	**5.65**	0.8
SR10	22/10/2014 4:05	27.68	86.9	**5.84**	0.5	SR10	22/10/2014 10:05	27.62	86.2	**5.80**	0.4	SR10	22/10/2014 16:05	28.09	100.2	6.68	1.2	SR10	22/10/2014 22:05	27.78	84.5	**5.66**	1.0
SR10	22/10/2014 4:10	27.68	87.6	**5.89**	0.3	SR10	22/10/2014 10:10	27.63	86.9	**5.84**	0.1	SR10	22/10/2014 16:10	28.08	99.7	6.64	0.3	SR10	22/10/2014 22:10	27.71	89.9	6.03	1.8
SR10	22/10/2014 4:15	27.67	87.8	**5.90**	0.2	SR10	22/10/2014 10:15	27.64	85.7	**5.76**	0.3	SR10	22/10/2014 16:15	28.05	99.3	6.63	0.1	SR10	22/10/2014 22:15	27.77	84.0	**5.63**	1.1
SR10	22/10/2014 4:20	27.65	87.2	**5.85**	1.6	SR10	22/10/2014 10:20	27.65	88.0	**5.91**	0.2	SR10	22/10/2014 16:20	28.12	100.8	6.72	0.2	SR10	22/10/2014 22:20	27.74	86.7	**5.81**	1.0
SR10	22/10/2014 4:25	27.67	88.1	**5.92**	0.4	SR10	22/10/2014 10:25	27.66	89.4	6.01	0.5	SR10	22/10/2014 16:25	28.06	96.8	6.45	0.4	SR10	22/10/2014 22:25	27.73	90.2	6.05	1.9
SR10	22/10/2014 4:30	27.66	87.8	**5.90**	0.7	SR10	22/10/2014 10:30	27.66	88.2	**5.93**	0.1	SR10	22/10/2014 16:30	28.04	97.7	6.51	0.6	SR10	22/10/2014 22:30	27.74	85.1	**5.70**	1.6
SR10	22/10/2014 4:35	27.65	87.6	**5.89**	0.3	SR10	22/10/2014 10:35	27.67	89.5	6.01	0.2	SR10	22/10/2014 16:35	28.05	97.9	6.53	0.1	SR10	22/10/2014 22:35	27.72	90.5	6.07	1.6
SR10	22/10/2014 4:40	27.63	87.7	**5.89**	0.7	SR10	22/10/2014 10:40	27.70	91.2	6.12	0.2	SR10	22/10/2014 16:40	28.04	98.4	6.56	0.1	SR10	22/10/2014 22:40	27.72	90.9	6.10	1.5
SR10	22/10/2014 4:45	27.64	87.2	**5.86**	0.6	SR10	22/10/2014 10:45	27.70	90.5	6.07	0.4	SR10	22/10/2014 16:45	28.02	98.7	6.58	1.6	SR10	22/10/2014 22:45	27.72	88.2	**5.91**	1.8
SR10	22/10/2014 4:50	27.62	86.9	**5.85**	0.5	SR10	22/10/2014 10:50	27.71	91.5	6.14	0.3	SR10	22/10/2014 16:50	28.03	99.6	6.65	1.2	SR10	22/10/2014 22:50	27.72	88.6	**5.94**	1.4
SR10	22/10/2014 4:55	27.61	87.1	**5.86**	3.3	SR10	22/10/2014 10:55	27.69	91.3	6.13	0.2	SR10	22/10/2014 16:55	28.04	99.5	6.64	1.4	SR10	22/10/2014 22:55	27.72	84.2	**5.65**	0.9
SR10	22/10/2014 5:00	27.63	87.0	**5.85**	0.9	SR10	22/10/2014 11:00	27.71	91.7	6.15	0.2	SR10	22/10/2014 17:00	28.04	99.6	6.64	1.0	SR10	22/10/2014 23:00	27.72	84.7	**5.68**	1.0
SR10	22/10/2014 5:05	27.63	86.7	**5.83**	0.5	SR10	22/10/2014 11:05	27.69	90.6	6.09	0.6	SR10	22/10/2014 17:05	28.03	98.9	6.60	2.1	SR10	22/10/2014 23:05	27.73	85.4	**5.73**	0.9
SR10	22/10/2014 5:10	27.63	87.3	**5.87**	0.5	SR10	22/10/2014 11:10	27.71	90.8	6.09	0.1	SR10	22/10/2014 17:10	28.02	100.8	6.73	0.7	SR10	22/10/2014 23:10	27.70	85.9	**5.77**	1.1
SR10	22/10/2014 5:15	27.62	85.6	**5.76**	1.6	SR10	22/10/2014 11:15	27.71	91.4	6.14	0.6	SR10	22/10/2014 17:15	28.06	101.6	6.77	0.6	SR10	22/10/2014 23:15	27.60	87.4	**5.89**	1.0
SR10	22/10/2014 5:20	27.62	87.0	**5.86**	0.6	SR10	22/10/2014 11:20	27.71	90.0	6.04	0.3	SR10	22/10/2014 17:20	28.12	101.2	6.75	1.3	SR10	22/10/2014 23:20	27.64	84.0	**5.65**	1.0
SR10	22/10/2014 5:25	27.61	86.5	**5.82**	0.4	SR10	22/10/2014 11:25	27.70	87.9	**5.90**	0.2	SR10	22/10/2014 17:25	28.11	101.4	6.76	0.1	SR10	22/10/2014 23:25	27.59	88.0	**5.93**	1.1
SR10	22/10/2014 5:30	27.60	87.0	**5.86**	1.7	SR10	22/10/2014 11:30	27.71	86.6	**5.81**	0.3	SR10	22/10/2014 17:30	28.17	102.9	6.85	0.3	SR10	22/10/2014 23:30	27.54	91.3	6.16	1.0
SR10	22/10/2014 5:35	27.61	86.8	**5.84**	1.2	SR10	22/10/2014 11:35	27.72	87.4	**5.86**	0.1	SR10	22/10/2014 17:35	28.16	103.7	6.91	1.6	SR10	22/10/2014 23:35	27.54	91.3	6.16	0.9
SR10	22/10/2014 5:40	27.60	84.5	**5.69**	0.2	SR10	22/10/2014 11:40	27.75	88.8	**5.95**	0.1	SR10	22/10/2014 17:40	28.21	100.6	6.70	0.6	SR10	22/10/2014 23:40	27.52	91.3	6.16	1.1
SR10	22/10/2014 5:45	27.58	86.8	**5.85**	0.4	SR10	22/10/2014 11:45	27.73	87.7	**5.88**	0.6	SR10	22/10/2014 17:45	28.18	103.3	6.88	0.1	SR10	22/10/2014 23:45	27.52	89.9	6.07	0.8
SR10	22/10/2014 5:50	27.60	86.7	**5.84**	0.3	SR10	22/10/2014 11:50	27.79	91.8	6.15	0.4	SR10	22/10/2014 17:50	28.11	100.3	6.68	3.4	SR10	22/10/2014 23:50	27.54	88.5	5.97	0.8
SR10	22/10/2014 5:55	27.58	86.6	**5.83**	0.1	SR10	22/10/2014 11:55	27.80	92.2	6.18	0.3	SR10	22/10/2014 17:55	28.06	99.7	6.66	2.6	SR10	22/10/2014 23:55	27.53	90.7	6.12	0.7

Station	Timestamp	Temp (° C)	DO (%)	DO (mg/L)	Tur (NTU)	Station	Timestamp	Temp (° C)	DO (%)	DO (mg/L)	Tur (NTU)	Station	Timestamp	Temp (° C)	DO (%)	DO (mg/L)	Tur (NTU)	Station	Timestamp	Temp (°C)	DO (%)	DO (mg/L)	Tur (NTU)
SR11	22/10/2014 0:00	27.96	72.2	**4.75**	1.0	SR11	22/10/2014 6:00	27.80	77.1	**5.09**	1.0	SR11	22/10/2014 12:00	27.85	75.2	**4.96**	0.7	SR11	22/10/2014 18:00	28.33	106.3	6.96	0.5
SR11	22/10/2014 0:05	27.97	71.9	**4.73**	1.0	SR11	22/10/2014 6:05	27.79	74.6	**4.93**	1.1	SR11	22/10/2014 12:05	27.85	75.4	**4.98**	0.8	SR11	22/10/2014 18:05	28.28	101.8	6.67	0.9
SR11	22/10/2014 0:10	27.97	72.5	**4.77**	1.0	SR11	22/10/2014 6:10	27.80	75.1	**4.96**	0.8	SR11	22/10/2014 12:10	27.85	74.2	**4.90**	1.0	SR11	22/10/2014 18:10	28.25	100.2	6.57	1.0
SR11	22/10/2014 0:15	28.00	76.5	**5.03**	0.6	SR11	22/10/2014 6:15	27.78	74.6	**4.93**	1.0	SR11	22/10/2014 12:15	27.96	82.5	**5.43**	0.2	SR11	22/10/2014 18:15	28.19	96.7	6.35	1.1
SR11	22/10/2014 0:20	27.98	72.2	**4.75**	0.8	SR11	22/10/2014 6:20	27.79	73.5	**4.85**	0.8	SR11	22/10/2014 12:20	27.89	76.9	**5.07**	0.7	SR11	22/10/2014 18:20	28.12	95.0	6.24	1.2
SR11	22/10/2014 0:25	27.98	71.5	**4.71**	0.8	SR11	22/10/2014 6:25	27.79	74.3	**4.91**	1.1	SR11	22/10/2014 12:25	27.95	80.4	**5.30**	0.5	SR11	22/10/2014 18:25	28.16	97.5	6.40	1.1
SR11	22/10/2014 0:30	28.00	72.3	**4.76**	0.3	SR11	22/10/2014 6:30	27.78	73.8	**4.87**	1.4	SR11	22/10/2014 12:30	27.96	81.6	**5.38**	0.1	SR11	22/10/2014 18:30	28.20	99.2	6.51	0.9
SR11	22/10/2014 0:35	27.98	73.0	**4.81**	0.5	SR11	22/10/2014 6:35	27.79	75.9	**5.01**	1.3	SR11	22/10/2014 12:35	28.07	83.8	**5.51**	0.8	SR11	22/10/2014 18:35	28.21	100.3	6.58	0.9
SR11	22/10/2014 0:40	27.98	72.7	**4.78**	0.7	SR11	22/10/2014 6:40	27.78	74.3	**4.90**	1.4	SR11	22/10/2014 12:40	28.09	85.7	**5.63**	0.9	SR11	22/10/2014 18:40	28.21	100.2	6.57	0.7
SR11	22/10/2014 0:45	27.98	72.0	**4.74**	0.5	SR11	22/10/2014 6:45	27.79	75.2	**4.96**	1.2	SR11	22/10/2014 12:45	28.05	81.7	**5.37**	0.2	SR11	22/10/2014 18:45	28.18	100.0	6.56	0.9
SR11	22/10/2014 0:50	27.97	70.4	**4.64**	0.7	SR11	22/10/2014 6:50	27.78	73.2	**4.83**	1.1	SR11	22/10/2014 12:50	28.08	80.5	**5.29**	1.3	SR11	22/10/2014 18:50	28.14	101.2	6.64	0.7
SR11	22/10/2014 0:55	27.99	77.0	**5.07**	0.2	SR11	22/10/2014 6:55	27.79	74.1	**4.89**	1.0	SR11	22/10/2014 12:55	28.04	78.3	**5.15**	0.3	SR11	22/10/2014 18:55	28.14	101.1	6.64	0.7
SR11	22/10/2014 1:00	27.97	71.6	**4.71**	0.5	SR11	22/10/2014 7:00	27.81	79.2	**5.23**	0.7	SR11	22/10/2014 13:00	28.04	78.4	**5.15**	0.5	SR11	22/10/2014 19:00	28.15	100.2	6.58	0.8
SR11	22/10/2014 1:05	27.98	73.7	**4.85**	0.2	SR11	22/10/2014 7:05	27.79	75.8	**5.01**	1.0	SR11	22/10/2014 13:05	28.01	77.4	**5.09**	0.2	SR11	22/10/2014 19:05	28.13	100.6	6.61	0.9
SR11	22/10/2014 1:10	27.98	73.6	**4.84**	0.3	SR11	22/10/2014 7:10	27.80	78.1	**5.16**	0.7	SR11	22/10/2014 13:10	27.98	77.1	**5.08**	0.4	SR11	22/10/2014 19:10	28.12	100.7	6.61	0.8
SR11	22/10/2014 1:15	27.97	72.5	**4.77**	0.3	SR11	22/10/2014 7:15	27.78	78.3	**5.17**	0.9	SR11	22/10/2014 13:15	28.01	77.5	**5.10**	0.7	SR11	22/10/2014 19:15	28.10	97.9	6.43	0.7
SR11	22/10/2014 1:20	27.98	76.0	**5.01**	0.2	SR11	22/10/2014 7:20	27.77	74.4	**4.91**	1.1	SR11	22/10/2014 13:20	28.08	79.8	**5.25**	0.1	SR11	22/10/2014 19:20	28.08	99.8	6.56	0.8
SR11	22/10/2014 1:25	27.97	70.5	**4.64**	0.3	SR11	22/10/2014 7:25	27.78	74.8	**4.94**	1.2	SR11	22/10/2014 13:25	28.00	75.1	**4.94**	0.8	SR11	22/10/2014 19:25	28.10	100.0	6.57	1.0
SR11	22/10/2014 1:30	27.98	75.8	**4.99**	0.2	SR11	22/10/2014 7:30	27.77	76.3	**5.04**	1.0	SR11	22/10/2014 13:30	28.06	75.6	**4.97**	0.3	SR11	22/10/2014 19:30	28.10	100.1	6.58	0.8
SR11	22/10/2014 1:35	27.96	70.8	**4.66**	0.3	SR11	22/10/2014 7:35	27.78	80.5	**5.32**	0.9	SR11	22/10/2014 13:35	28.08	79.0	**5.19**	0.5	SR11	22/10/2014 19:35	28.09	100.2	6.59	0.9
SR11	22/10/2014 1:40	27.96	73.1	**4.81**	0.1	SR11	22/10/2014 7:40	27.78	81.3	**5.37**	0.7	SR11	22/10/2014 13:40	28.05	77.1	**5.07**	0.5	SR11	22/10/2014 19:40	28.09	99.8	6.56	0.8
SR11	22/10/2014 1:45	27.96	71.5	**4.71**	0.2	SR11	22/10/2014 7:45	27.76	81.3	**5.37**	0.5	SR11	22/10/2014 13:45	28.04	76.2	**5.01**	0.4	SR11	22/10/2014 19:45	28.09	99.3	6.52	0.8
SR11	22/10/2014 1:50	27.96	75.6	**4.98**	0.1	SR11	22/10/2014 7:50	27.79	81.4	**5.38**	0.6	SR11	22/10/2014 13:50	28.08	76.5	**5.03**	0.4	SR11	22/10/2014 19:50	28.08	99.0	6.51	0.9
SR11	22/10/2014 1:55	27.94	74.1	**4.88**	0.3	SR11	22/10/2014 7:55	27.75	82.7	**5.47**	0.7	SR11	22/10/2014 13:55	28.08	77.9	**5.12**	0.7	SR11	22/10/2014 19:55	28.07	98.8	6.50	1.0
SR11	22/10/2014 2:00	27.91	74.0	**4.88**	0.7	SR11	22/10/2014 8:00	27.78	81.8	**5.41**	0.7	SR11	22/10/2014 14:00	28.07	79.3	**5.21**	1.2	SR11	22/10/2014 20:00	28.06	99.3	6.53	0.9
SR11	22/10/2014 2:05	27.93	72.7	**4.79**	0.3	SR11	22/10/2014 8:05	27.77	76.5	**5.05**	1.2	SR11	22/10/2014 14:05	28.16	79.2	**5.20**	0.5	SR11	22/10/2014 20:05	28.06	98.7	6.49	0.8
SR11	22/10/2014 2:10	27.92	73.4	**4.83**	1.2	SR11	22/10/2014 8:10	27.77	82.7	**5.46**	0.7	SR11	22/10/2014 14:10	28.13	79.1	**5.19**	0.6	SR11	22/10/2014 20:10	28.05	98.8	6.50	0.8
SR11	22/10/2014 2:15	27.91	72.6	**4.78**	0.6	SR11	22/10/2014 8:15	27.77	82.7	**5.47**	0.6	SR11	22/10/2014 14:15	28.16	79.2	**5.20**	0.2	SR11	22/10/2014 20:15	28.05	98.3	6.47	0.7
SR11	22/10/2014 2:20	27.89	72.5	**4.78**	0.9	SR11	22/10/2014 8:20	27.74	83.5	**5.52**	0.9	SR11	22/10/2014 14:20	28.14	79.1	**5.20**	0.4	SR11	22/10/2014 20:20	28.04	97.5	6.41	0.8
SR11	22/10/2014 2:25	27.88	73.8	**4.87**	0.9	SR11	22/10/2014 8:25	27.72	84.7	**5.60**	1.9	SR11	22/10/2014 14:25	28.16	79.5	**5.22**	0.4	SR11	22/10/2014 20:25	28.03	97.2	6.40	0.7
SR11	22/10/2014 2:30	27.86	70.5	**4.65**	1.1	SR11	22/10/2014 8:30	27.73	84.7	**5.60**	0.8	SR11	22/10/2014 14:30	28.19	80.5	**5.28**	0.4	SR11	22/10/2014 20:30	28.00	95.0	6.25	0.9
SR11	22/10/2014 2:35	27.86	73.2	**4.83**	1.0	SR11	22/10/2014 8:35	27.73	85.2	**5.63**	0.8	SR11	22/10/2014 14:35	28.13	80.0	**5.25**	1.3	SR11	22/10/2014 20:35	28.01	95.0	6.25	0.6
SR11	22/10/2014 2:40	27.88	71.7	**4.73**	1.1	SR11	22/10/2014 8:40	27.73	85.1	**5.63**	0.7	SR11	22/10/2014 14:40	28.16	77.6	**5.09**	0.9	SR11	22/10/2014 20:40	28.00	93.8	6.18	0.7
SR11	22/10/2014 2:45	27.87	71.3	**4.70**	1.1	SR11	22/10/2014 8:45	27.73	85.2	**5.64**	0.9	SR11	22/10/2014 14:45	28.22	78.9	**5.17**	0.1	SR11	22/10/2014 20:45	28.02	95.0	6.25	4.4
SR11	22/10/2014 2:50	27.86	72.2	**4.76**	1.0	SR11	22/10/2014 8:50	27.76	84.2	**5.57**	1.2	SR11	22/10/2014 14:50	28.19	77.3	**5.07**	0.3	SR11	22/10/2014 20:50	28.00	96.1	6.33	0.9
SR11	22/10/2014 2:55	27.86	72.3	**4.77**	1.1	SR11	22/10/2014 8:55	27.73	85.2	**5.64**	0.7	SR11	22/10/2014 14:55	28.22	78.1	**5.12**	0.2	SR11	22/10/2014 20:55	27.99	92.2	6.07	0.8
SR11	22/10/2014 3:00	27.86	72.2	**4.76**	1.0	SR11	22/10/2014 9:00	27.75	84.9	**5.61**	0.6	SR11	22/10/2014 15:00	28.27	79.4	**5.20**	0.3	SR11	22/10/2014 21:00	27.97	90.8	5.98	1.0
SR11	22/10/2014 3:05	27.83	73.4	**4.84**	1.3	SR11	22/10/2014 9:05	27.77	84.1	**5.56**	1.1	SR11	22/10/2014 15:05	28.33	88.2	**5.78**	0.3	SR11	22/10/2014 21:05	27.95	87.7	**5.78**	1.3
SR11	22/10/2014 3:10	27.82	73.9	**4.88**	1.3	SR11	22/10/2014 9:10	27.75	85.6	**5.66**	0.9	SR11	22/10/2014 15:10	28.28	86.2	**5.65**	0.2	SR11	22/10/2014 21:10	27.94	87.3	**5.75**	1.5
SR11	22/10/2014 3:15	27.84	73.1	**4.82**	1.2	SR11	22/10/2014 9:15	27.77	85.3	**5.64**	0.8	SR11	22/10/2014 15:15	28.52	90.4	**5.90**	0.4	SR11	22/10/2014 21:15	27.91	83.8	**5.52**	1.6
SR11	22/10/2014 3:20	27.84	71.5	**4.71**	1.1	SR11	22/10/2014 9:20	27.76	85.9	**5.68**	0.8	SR11	22/10/2014 15:20	28.32	87.9	**5.76**	0.4	SR11	22/10/2014 21:20	27.94	83.4	**5.49**	1.2
SR11	22/10/2014 3:25	27.82	73.9	**4.87**	1.4	SR11	22/10/2014 9:25	27.77	86.2	**5.70**	1.2	SR11	22/10/2014 15:25	28.88	93.5	6.07	0.8	SR11	22/10/2014 21:25	27.94	77.5	**5.10**	1.5
SR11	22/10/2014 3:30	27.84	74.2	**4.89**	1.6	SR11	22/10/2014 9:30	27.77	86.7	**5.73**	0.6	SR11	22/10/2014 15:30	28.53	89.0	**5.80**	0.4	SR11	22/10/2014 21:30	27.94	77.6	**5.12**	1.3
SR11	22/10/2014 3:35	27.83	74.0	**4.88**	1.5	SR11	22/10/2014 9:35	27.78	86.8	**5.73**	0.6	SR11	22/10/2014 15:35	28.70	89.6	**5.83**	0.7	SR11	22/10/2014 21:35	27.95	74.3	**4.89**	1.6
SR11	22/10/2014 3:40	27.83	73.9	**4.87**	1.5	SR11	22/10/2014 9:40	27.78	86.6	**5.72**	0.6	SR11	22/10/2014 15:40	28.51	85.3	**5.57**	0.5	SR11	22/10/2014 21:40	27.94	76.1	**5.01**	1.6
SR11	22/10/2014 3:45	27.88	73.1	**4.82**	1.4	SR11	22/10/2014 9:45	27.78	86.8	**5.74**	0.7	SR11	22/10/2014 15:45	28.47	90.7	**5.92**	0.2	SR11	22/10/2014 21:45	27.96	79.9	**5.26**	1.3
SR11	22/10/2014 3:50	27.86	72.6	**4.79**	1.3	SR11	22/10/2014 9:50	27.78	88.1	**5.82**	1.2	SR11	22/10/2014 15:50	28.60	89.1	**5.81**	0.7	SR11	22/10/2014 21:50	27.93	76.6	**5.04**	1.3
SR11	22/10/2014 3:55	27.85	73.2	**4.83**	1.4	SR11	22/10/2014 9:55	27.77	82.7	**5.46**	0.8	SR11	22/10/2014 15:55	28.50	86.5	**5.65**	0.4	SR11	22/10/2014 21:55	27.95	78.0	**5.14**	1.2
SR11	22/10/2014 4:00	27.86	72.8	**4.80**	1.5	SR11	22/10/2014 10:00	27.79	88.6	**5.85**	0.7	SR11	22/10/2014 16:00	28.21	80.8	**5.30**	0.2	SR11	22/10/2014 22:00	27.95	76.6	**5.05**	1.2
SR11	22/10/2014 4:05	27.86	72.3	**4.77**	1.4	SR11	22/10/2014 10:05	27.79	89.0	**5.88**	0.8	SR11	22/10/2014 16:05	28.55	91.3	**5.96**	0.5	SR11	22/10/2014 22:05	27.95	75.9	**5.00**	1.1
SR11	22/10/2014 4:10	27.85	71.6	**4.72**	2.1	SR11	22/10/2014 10:10	27.79	88.2	**5.83**	0.8	SR11	22/10/2014 16:10	28.26	81.8	**5.36**	0.3	SR11	22/10/2014 22:10	27.95	75.9	**5.00**	1.3
SR11	22/10/2014 4:15	27.85	70.8	**4.67**	1.0	SR11	22/10/2014 10:15	27.81	89.2	**5.89**	0.7	SR11	22/10/2014 16:15	28.46	87.7	**5.73**	0.1	SR11	22/10/2014 22:15	27.95	77.3	**5.09**	0.7
SR11	22/10/2014 4:20	27.86	69.6	**4.59**	0.7	SR11	22/10/2014 10:20	27.77	87.9	**5.81**	0.9	SR11	22/10/2014 16:20	28.36	83.4	**5.46**	0.2	SR11	22/10/2014 22:20	27.95	77.9	**5.13**	0.5
SR11	22/10/2014 4:25	27.87	68.5	**4.52**	0.5	SR11	22/10/2014 10:25	27.81	88.1	**5.82**	0.7	SR11	22/10/2014 16:25	28.33	83.1	**5.44**	0.4	SR11	22/10/2014 22:25	27.97	80.3	**5.29**	0.4
SR11	22/10/2014 4:30	27.88	72.3	**4.77**	-0.1	SR11	22/10/2014 10:30	27.78	87.5	**5.78**	0.7	SR11	22/10/2014 16:30	28.29	83.3	**5.45**	0.7	SR11	22/10/2014 22:30	27.96	79.9	**5.27**	0.7
SR11	22/10/2014 4:35	27.86	68.3	**4.50**	0.5	SR11	22/10/2014 10:35	27.78	87.0	**5.75**	0.7	SR11	22/10/2014 16:35	28.47	99.8	6.52	1.0	SR11	22/10/2014 22:35	27.96	80.3	**5.29**	0.7
SR11	22/10/2014 4:40	27.86	71.5	**4.72**	0.5	SR11	22/10/2014 10:40	27.79	85.6	**5.66**	0.6	SR11	22/10/2014 16:40	28.47	101.8	6.65	1.2	SR11	22/10/2014 22:40	27.97	82.4	**5.42**	0.4
SR11	22/10/2014 4:45	27.86	68.8	**4.54**	0.3	SR11	22/10/2014 10:45	27.79	77.1	**5.09**	2.3	SR11	22/10/2014 16:45	28.33	91.7	6.00	1.4	SR11	22/10/2014 22:45	27.97	83.4	**5.49**	0.6
SR11	22/10/2014 4:50	27.86	69.7	**4.60**	0.4	SR11	22/10/2014 10:50	27.79	76.0	**5.02**	2.2	SR11	22/10/2014 16:50	28.30	91.3	5.98	1.0	SR11	22/10/2014 22:50	27.96	84.1	**5.54**	0.5
SR11	22/10/2014 4:55	27.87	68.8	**4.53**	0.5	SR11	22/10/2014 10:55	27.80	81.0	**5.35**	3.4	SR11	22/10/2014 16:55	28.13	91.1	5.98	1.2	SR11	22/10/2014 22:55	27.96	83.6	**5.51**	0.4
SR11	22/10/2014 5:00	27.85	68.1	**4.49**	0.7	SR11	22/10/2014 11:00	27.84	85.5	**5.65**	0.9	SR11	22/10/2014 17:00	28.24	95.2	6.24	1.0	SR11	22/10/2014 23:00	27.95	82.3	**5.42**	0.4
SR11	22/10/2014 5:05	27.85	67.8	**4.47**	0.6	SR11	22/10/2014 11:05	27.88	86.4	**5.70**	1.4	SR11	22/10/2014 17:05	28.28	96.0	6.29	1.0	SR11	22/10/2014 23:05	27.96	83.9	**5.52**	0.4
SR11	22/10/2014 5:10	27.83	67.0	**4.42**	0.7	SR11	22/10/2014 11:10	27.85	84.3	**5.56**	1.3	SR11	22/10/2014 17:10	28.32	99.6	6.52	0.8	SR11	22/10/2014 23:10	27.96	83.4	**5.49**	0.5
SR11	22/10/2014 5:15	27.82	67.1	**4.43**	1.0	SR11	22/10/2014 11:15	27.84	79.9	**5.28**	1.5	SR11	22/10/2014 17:15	28.38	103.1	6.74	0.8	SR11	22/10/2014 23:15	27.95	82.0	**5.40**	0.2
SR11	22/10/2014 5:20	27.82	68.6	**4.53**	0.7	SR11	22/10/2014 11:20	27.84	74.5	**4.92**	1.9	SR11	22/10/2014 17:20	28.33	101.2	6.63	0.8	SR11	22/10/2014 23:20	27.96	83.3	**5.49**	0.3
SR11	22/10/2014 5:25	27.82	67.5	**4.46**	0.8	SR11	22/10/2014 11:25	27.88	79.8	**5.26**	0.9	SR11	22/10/2014 17:25	28.32	102.8	6.73	0.8	SR11	22/10/2014 23:25	27.98	83.5	**5.50**	0.3
SR11	22/10/2014 5:30	27.81	71.7	**4.74**	1.0	SR11	22/10/2014 11:30	27.84	75.7	**5.00**	1.6	SR11	22/10/2014 17:30	28.23	95.5	6.26	1.4	SR11	22/10/2014 23:30	27.98	83.6	**5.50**	0.3
SR11	22/10/2014 5:35	27.82	73.3	**4.84**	0.6	SR11	22/10/2014 11:35	27.83	76.9	**5.07**	1.1	SR11	22/10/2014 17:35	28.33	103.5	6.78	0.8	SR11	22/10/2014 23:35	27.96	82.7	**5.45**	0.2
SR11	22/10/2014 5:40	27.82	74.3	**4.90**	0.6	SR11	22/10/2014 11:40	27.84	75.5	**4.98**	1.4	SR11	22/10/2014 17:40	28.33	103.4	6.77	0.8	SR11	22/10/2014 23:40	27.96	81.9	**5.40**	0.2
SR11	22/10/2014 5:45	27.81	75.3	**4.97**	0.9	SR11	22/10/2014 11:45	27.85	74.2	**4.90**	1.3	SR11	22/10/2014 17:45	28.28	97.3	6.38	1.1	SR11	22/10/2014 23:45	27.94	80.3	**5.29**	0.4
SR11	22/10/2014 5:50	27.82	76.1	**5.02**	1.0	SR11	22/10/2014 11:50	27.91	80.8	**5.33**	0.3	SR11	22/10/2014 17:50	28.35	104.9	6.86	0.5	SR11	22/10/2014 23:50	27.92	77.0	**5.08**	0.6
SR11	22/10/2014 5:55	27.81	76.6	**5.06**	0.9	SR11	22/10/2014 11:55	27.87	75.2	**4.96**	1.0	SR11	22/10/2014 17:55	28.33	105.2	6.89	0.7	SR11	22/10/2014 23:55	27.93	80.3	**5.29**	0.3

Station	Timestamp	Temp (° C)	DO (%)	DO (mg/L)	Tur (NTU)	Station	Timestamp	Temp (° C)	DO (%)	DO (mg/L)	Tur (NTU)	Station	Timestamp	Temp (° C)	DO (%)	DO (mg/L)	Tur (NTU)	Station	Timestamp	Temp (°C)	DO (%)	DO (mg/L)	Tur (NTU)
SR12	22/10/2014 0:01	27.84	88.3	5.81	4.9	SR12	22/10/2014 6:01	27.79	77.0	5.07	3.9	SR12	22/10/2014 12:01	27.88	88.1	5.80	3.7	SR12	22/10/2014 18:01	27.83	77.5	5.09	7.1
SR12	22/10/2014 0:06	27.84	88.1	5.79	5.1	SR12	22/10/2014 6:06	27.80	77.4	5.09	4.6	SR12	22/10/2014 12:06	27.88	87.7	5.78	3.9	SR12	22/10/2014 18:06	27.83	78.0	5.12	7.0
SR12	22/10/2014 0:11	27.84	86.4	5.68	5.4	SR12	22/10/2014 6:11	27.81	76.4	5.02	4.6	SR12	22/10/2014 12:11	27.89	88.2	5.81	3.7	SR12	22/10/2014 18:11	27.83	78.3	5.14	8.2
SR12	22/10/2014 0:16	27.84	86.5	5.69	5.3	SR12	22/10/2014 6:16	27.80	76.7	5.04	4.3	SR12	22/10/2014 12:16	27.90	88.4	5.82	4.2	SR12	22/10/2014 18:16	27.83	77.9	5.12	8.4
SR12	22/10/2014 0:21	27.84	87.4	5.75	5.0	SR12	22/10/2014 6:21	27.80	75.8	4.99	4.1	SR12	22/10/2014 12:21	27.89	87.4	5.75	3.9	SR12	22/10/2014 18:21	27.83	76.5	5.03	8.2
SR12	22/10/2014 0:26	27.84	86.6	5.70	5.6	SR12	22/10/2014 6:26	27.79	76.7	5.04	4.2	SR12	22/10/2014 12:26	27.88	87.6	5.77	4.1	SR12	22/10/2014 18:26	27.83	77.4	5.09	9.3
SR12	22/10/2014 0:31	27.84	87.2	5.74	5.7	SR12	22/10/2014 6:31	27.81	75.9	4.99	4.3	SR12	22/10/2014 12:31	27.88	87.8	5.78	3.8	SR12	22/10/2014 18:31	27.82	77.4	5.09	8.5
SR12	22/10/2014 0:36	27.82	89.6	5.90	4.1	SR12	22/10/2014 6:36	27.80	74.9	4.92	4.4	SR12	22/10/2014 12:36	27.87	88.0	5.80	6.2	SR12	22/10/2014 18:36	27.82	77.3	5.08	9.8
SR12	22/10/2014 0:41	27.83	87.8	5.78	4.9	SR12	22/10/2014 6:41	27.80	75.7	4.98	7.5	SR12	22/10/2014 12:41	27.87	87.8	5.79	4.1	SR12	22/10/2014 18:41	27.82	78.1	5.13	9.4
SR12	22/10/2014 0:46	27.84	86.6	5.70	4.9	SR12	22/10/2014 6:46	27.79	76.6	5.04	4.3	SR12	22/10/2014 12:46	27.87	87.8	5.78	4.5	SR12	22/10/2014 18:46	27.82	77.4	5.09	**10.5**
SR12	22/10/2014 0:51	27.84	86.7	5.70	5.5	SR12	22/10/2014 6:51	27.79	75.9	4.99	4.3	SR12	22/10/2014 12:51	27.89	89.8	5.92	3.6	SR12	22/10/2014 18:51	27.83	77.0	5.06	**11.1**
SR12	22/10/2014 0:56	27.84	86.4	5.69	5.4	SR12	22/10/2014 6:56	27.80	75.7	4.98	6.5	SR12	22/10/2014 12:56	27.89	89.4	5.89	4.7	SR12	22/10/2014 18:56	27.82	75.7	4.98	9.7
SR12	22/10/2014 1:01	27.83	87.3	5.75	4.8	SR12	22/10/2014 7:01	27.79	76.0	5.00	4.6	SR12	22/10/2014 13:01	27.90	90.4	5.96	3.7	SR12	22/10/2014 19:01	27.83	75.9	4.99	**11.4**
SR12	22/10/2014 1:06	27.82	87.3	5.74	4.5	SR12	22/10/2014 7:06	27.80	75.8	4.99	5.3	SR12	22/10/2014 13:06	27.90	89.6	5.91	3.7	SR12	22/10/2014 19:06	27.81	76.4	5.02	9.2
SR12	22/10/2014 1:11	27.83	86.3	5.68	5.4	SR12	22/10/2014 7:11	27.79	75.4	4.96	4.7	SR12	22/10/2014 13:11	27.89	88.8	5.85	3.7	SR12	22/10/2014 19:11	27.81	76.0	4.99	**10.5**
SR12	22/10/2014 1:16	27.83	86.7	5.70	5.7	SR12	22/10/2014 7:16	27.80	75.3	4.95	5.8	SR12	22/10/2014 13:16	27.91	89.4	5.89	3.6	SR12	22/10/2014 19:16	27.81	76.9	5.06	8.6
SR12	22/10/2014 1:21	27.83	85.6	5.63	5.4	SR12	22/10/2014 7:21	27.79	75.5	4.97	5.1	SR12	22/10/2014 13:21	27.95	90.5	5.96	3.6	SR12	22/10/2014 19:21	27.82	75.9	4.98	8.5
SR12	22/10/2014 1:26	27.83	85.5	5.62	5.4	SR12	22/10/2014 7:26	27.78	76.5	5.03	4.5	SR12						SR12	22/10/2014 19:26	27.82	75.4	4.96	8.8
SR12	22/10/2014 1:31	27.82	85.4	5.62	5.9	SR12	22/10/2014 7:31	27.79	76.0	5.00	5.0	SR12						SR12	22/10/2014 19:31	27.83	74.0	4.86	9.4
SR12	22/10/2014 1:36	27.81	85.6	5.63	5.6	SR12	22/10/2014 7:36	27.80	76.2	5.01	5.9	SR12						SR12	22/10/2014 19:36	27.83	74.2	4.87	**10.8**
SR12	22/10/2014 1:41	27.82	84.7	5.57	5.8	SR12	22/10/2014 7:41	27.79	76.4	5.02	5.5	SR12						SR12	22/10/2014 19:41	27.82	74.8	4.91	7.7
SR12	22/10/2014 1:46	27.81	84.9	5.59	5.4	SR12	22/10/2014 7:46	27.80	75.8	4.98	4.8	SR12						SR12	22/10/2014 19:46	27.83	73.6	4.83	7.9
SR12	22/10/2014 1:51	27.81	84.9	5.59	6.5	SR12	22/10/2014 7:51	27.78	77.1	5.07	4.4	SR12						SR12	22/10/2014 19:51	27.83	73.6	4.83	9.2
SR12	22/10/2014 1:56	27.81	85.0	5.59	5.9	SR12	22/10/2014 7:56	27.78	77.3	5.08	5.0	SR12						SR12	22/10/2014 19:56	27.83	75.7	4.97	8.8
SR12	22/10/2014 2:01	27.80	84.4	5.56	5.6	SR12	22/10/2014 8:01	27.80	76.5	5.03	5.7	SR12						SR12	22/10/2014 20:01	27.83	73.2	4.81	9.2
SR12	22/10/2014 2:06	27.80	84.6	5.57	5.5	SR12	22/10/2014 8:06	27.80	76.0	5.00	5.2	SR12						SR12	22/10/2014 20:06	27.82	74.7	4.90	7.9
SR12	22/10/2014 2:11	27.79	85.1	5.60	6.3	SR12	22/10/2014 8:11	27.80	75.6	4.97	5.7	SR12						SR12	22/10/2014 20:11	27.83	73.1	4.80	6.8
SR12	22/10/2014 2:16	27.79	84.9	5.59	6.0	SR12	22/10/2014 8:16	27.80	75.1	4.94	5.8	SR12						SR12	22/10/2014 20:16	27.83	73.6	4.84	7.2
SR12	22/10/2014 2:21	27.78	84.7	5.58	6.1	SR12	22/10/2014 8:21	27.80	74.4	4.89	5.6	SR12						SR12	22/10/2014 20:21	27.83	73.3	4.81	6.4
SR12	22/10/2014 2:26	27.77	84.9	5.59	6.5	SR12	22/10/2014 8:26	27.80	74.3	4.89	5.8	SR12						SR12	22/10/2014 20:26	27.83	73.5	4.83	6.1
SR12	22/10/2014 2:31	27.76	85.1	5.60	5.7	SR12	22/10/2014 8:31	27.79	76.0	5.00	4.8	SR12						SR12	22/10/2014 20:31	27.83	72.9	4.79	5.9
SR12	22/10/2014 2:36	27.76	84.9	5.59	6.3	SR12	22/10/2014 8:36	27.80	75.7	4.98	4.2	SR12						SR12	22/10/2014 20:36	27.83	73.4	4.82	6.9
SR12	22/10/2014 2:41	27.76	83.9	5.53	7.2	SR12	22/10/2014 8:41	27.80	75.0	4.94	4.5	SR12						SR12	22/10/2014 20:41	27.83	72.6	4.77	6.5
SR12	22/10/2014 2:46	27.76	83.5	5.50	6.1	SR12	22/10/2014 8:46	27.80	74.7	4.91	5.3	SR12						SR12	22/10/2014 20:46	27.83	73.4	4.82	7.5
SR12	22/10/2014 2:51	27.76	83.9	5.52	5.4	SR12	22/10/2014 8:51	27.80	74.1	4.87	3.9	SR12						SR12	22/10/2014 20:51	27.83	74.0	4.86	7.4
SR12	22/10/2014 2:56	27.76	84.6	5.57	5.7	SR12	22/10/2014 8:56	27.80	74.5	4.90	4.6	SR12						SR12	22/10/2014 20:56	27.83	74.1	4.86	8.0
SR12	22/10/2014 3:01	27.75	85.3	5.62	5.0	SR12	22/10/2014 9:01	27.80	75.3	4.95	5.9	SR12						SR12	22/10/2014 21:01	27.83	72.9	4.79	6.8
SR12	22/10/2014 3:06	27.76	83.3	5.49	5.5	SR12	22/10/2014 9:06	27.80	75.4	4.96	4.7	SR12						SR12	22/10/2014 21:06	27.83	73.2	4.81	7.1
SR12	22/10/2014 3:11	27.75	85.1	5.61	4.8	SR12	22/10/2014 9:11	27.80	76.0	5.00	4.3	SR12						SR12	22/10/2014 21:11	27.84	73.6	4.83	7.3
SR12	22/10/2014 3:16	27.74	85.6	5.64	4.6	SR12	22/10/2014 9:16	27.81	77.1	5.07	4.2	SR12						SR12	22/10/2014 21:16	27.82	73.9	4.85	8.1
SR12	22/10/2014 3:21	27.73	86.3	5.69	4.5	SR12	22/10/2014 9:21	27.81	77.6	5.10	3.7	SR12						SR12	22/10/2014 21:21	27.81	75.4	4.95	5.7
SR12	22/10/2014 3:26	27.73	86.0	5.67	4.1	SR12	22/10/2014 9:26	27.81	77.4	5.09	3.8	SR12	22/10/2014 15:26	27.89	84.7	5.57	5.4	SR12	22/10/2014 21:26	27.81	75.9	4.99	5.8
SR12	22/10/2014 3:31	27.74	85.8	5.65	4.4	SR12	22/10/2014 9:31	27.82	76.3	5.02	4.7	SR12	22/10/2014 15:31	27.91	88.0	5.79	4.8	SR12	22/10/2014 21:31	27.81	75.1	4.93	5.9
SR12	22/10/2014 3:36	27.74	85.6	5.64	4.1	SR12	22/10/2014 9:36	27.82	75.7	4.98	5.1	SR12	22/10/2014 15:36	27.92	87.1	5.73	4.7	SR12	22/10/2014 21:36	27.82	74.6	4.90	6.6
SR12	22/10/2014 3:41	27.73	86.0	5.67	4.8	SR12	22/10/2014 9:41	27.82	77.0	5.06	5.3	SR12	22/10/2014 15:41	27.92	88.2	5.80	5.0	SR12	22/10/2014 21:41	27.82	74.3	4.88	5.8
SR12	22/10/2014 3:46	27.74	84.5	5.57	4.4	SR12	22/10/2014 9:46	27.82	77.6	5.10	5.9	SR12	22/10/2014 15:46	27.91	87.6	5.76	5.4	SR12	22/10/2014 21:46	27.82	74.3	4.88	5.9
SR12	22/10/2014 3:51	27.72	84.5	5.57	3.8	SR12	22/10/2014 9:51	27.83	78.7	5.17	5.5	SR12	22/10/2014 15:51	27.91	85.6	5.63	5.1	SR12	22/10/2014 21:51	27.79	77.3	5.08	4.9
SR12	22/10/2014 3:56	27.72	84.8	5.59	4.2	SR12	22/10/2014 9:56	27.84	79.6	5.23	4.8	SR12	22/10/2014 15:56	27.90	85.1	5.60	4.6	SR12	22/10/2014 21:56	27.80	78.5	5.16	4.6
SR12	22/10/2014 4:01	27.74	83.7	5.52	4.0	SR12	22/10/2014 10:01	27.84	79.5	5.22	5.2	SR12	22/10/2014 16:01	27.88	83.4	5.48	5.7	SR12	22/10/2014 22:01	27.81	78.3	5.15	5.1
SR12	22/10/2014 4:06	27.74	83.7	5.52	5.0	SR12	22/10/2014 10:06	27.83	78.1	5.13	5.7	SR12	22/10/2014 16:06	27.89	84.1	5.53	5.4	SR12	22/10/2014 22:06	27.80	79.9	5.26	4.8
SR12	22/10/2014 4:11	27.74	83.9	5.53	4.5	SR12	22/10/2014 10:11	27.83	77.5	5.09	5.5	SR12	22/10/2014 16:11	27.88	83.7	5.50	5.4	SR12	22/10/2014 22:11	27.80	79.6	5.24	4.9
SR12	22/10/2014 4:16	27.74	83.1	5.47	4.0	SR12	22/10/2014 10:16	27.84	78.3	5.14	5.1	SR12	22/10/2014 16:16	27.88	81.3	5.34	5.8	SR12	22/10/2014 22:16	27.80	79.8	5.25	4.8
SR12	22/10/2014 4:21	27.74	83.2	5.48	3.9	SR12	22/10/2014 10:21	27.94	81.0	5.32	3.9	SR12	22/10/2014 16:21	27.87	80.0	5.25	4.5	SR12	22/10/2014 22:21	27.81	79.7	5.24	5.5
SR12	22/10/2014 4:26	27.75	83.3	5.49	4.8	SR12	22/10/2014 10:26	27.89	79.5	5.23	4.3	SR12	22/10/2014 16:26	27.86	81.0	5.32	5.2	SR12	22/10/2014 22:26	27.80	79.3	5.21	5.7
SR12	22/10/2014 4:31	27.75	82.6	5.44	6.1	SR12	22/10/2014 10:31	27.89	82.2	5.40	3.9	SR12	22/10/2014 16:31	27.86	79.4	5.22	5.8	SR12	22/10/2014 22:31	27.81	78.5	5.16	6.0
SR12	22/10/2014 4:36	27.76	82.2	5.41	5.6	SR12	22/10/2014 10:36	27.88	85.2	5.61	3.7	SR12	22/10/2014 16:36	27.85	79.2	5.20	4.6	SR12	22/10/2014 22:36	27.81	78.1	5.14	5.8
SR12	22/10/2014 4:41	27.76	81.8	5.38	5.6	SR12	22/10/2014 10:41	27.86	84.3	5.54	4.0	SR12	22/10/2014 16:41	27.85	79.0	5.19	5.2	SR12	22/10/2014 22:41	27.81	78.1	5.13	5.3
SR12	22/10/2014 4:46	27.76	81.7	5.38	5.1	SR12	22/10/2014 10:46	27.87	84.0	5.53	4.1	SR12	22/10/2014 16:46	27.85	78.9	5.18	5.3	SR12	22/10/2014 22:46	27.81	78.1	5.14	4.9
SR12	22/10/2014 4:51	27.77	80.9	5.33	4.7	SR12	22/10/2014 10:51	27.87	83.9	5.52	3.8	SR12	22/10/2014 16:51	27.86	79.0	5.19	5.4	SR12	22/10/2014 22:51	27.81	77.9	5.12	5.2
SR12	22/10/2014 4:56	27.78	80.5	5.30	5.1	SR12	22/10/2014 10:56	27.86	83.2	5.48	4.3	SR12	22/10/2014 16:56	27.85	79.1	5.20	6.6	SR12	22/10/2014 22:56	27.81	78.8	5.18	5.3
SR12	22/10/2014 5:01	27.78	79.4	5.22	4.8	SR12	22/10/2014 11:01	27.86	83.5	5.49	4.2	SR12	22/10/2014 17:01	27.84	79.5	5.22	6.2	SR12	22/10/2014 23:01	27.81	79.3	5.21	5.7
SR12	22/10/2014 5:06	27.79	79.4	5.23	6.3	SR12	22/10/2014 11:06	27.86	83.5	5.49	4.4	SR12	22/10/2014 17:06	27.84	79.4	5.21	6.8	SR12	22/10/2014 23:06	27.81	79.0	5.19	5.4
SR12	22/10/2014 5:11	27.79	78.9	5.19	4.7	SR12	22/10/2014 11:11	27.87	83.5	5.49	4.1	SR12	22/10/2014 17:11	27.84	79.2	5.20	6.5	SR12	22/10/2014 23:11	27.82	78.4	5.15	5.5
SR12	22/10/2014 5:16	27.79	79.3	5.22	5.3	SR12	22/10/2014 11:16	27.86	83.7	5.51	4.2	SR12	22/10/2014 17:16	27.83	78.0	5.13	6.1	SR12	22/10/2014 23:16	27.81	79.5	5.23	5.9
SR12	22/10/2014 5:21	27.80	78.6	5.17	4.6	SR12	22/10/2014 11:21	27.86	83.6	5.50	4.4	SR12	22/10/2014 17:21	27.84	78.0	5.12	6.4	SR12	22/10/2014 23:21	27.81	79.6	5.23	5.2
SR12	22/10/2014 5:26	27.80	78.2	5.14	4.7	SR12	22/10/2014 11:26	27.86	83.5	5.49	4.0	SR12	22/10/2014 17:26	27.83	78.9	5.19	7.8	SR12	22/10/2014 23:26	27.82	78.2	5.14	5.2
SR12	22/10/2014 5:31	27.80	77.6	5.10	4.9	SR12	22/10/2014 11:31	27.87	84.5	5.56	4.2	SR12	22/10/2014 17:31	27.83	79.0	5.19	6.6	SR12	22/10/2014 23:31	27.82	79.4	5.22	6.2
SR12	22/10/2014 5:36	27.80	77.9	5.12	4.9	SR12	22/10/2014 11:36	27.87	84.9	5.59	5.0	SR12	22/10/2014 17:36	27.83	78.8	5.18	6.6	SR12	22/10/2014 23:36	27.82	78.7	5.17	5.3
SR12	22/10/2014 5:41	27.80	78.2	5.15	4.1	SR12	22/10/2014 11:41	27.87	85.0	5.59	4.8	SR12	22/10/2014 17:41	27.83	78.5	5.16	7.0	SR12	22/10/2014 23:41	27.82	78.0	5.13	5.2
SR12	22/10/2014 5:46	27.80	78.1	5.14	4.7	SR12	22/10/2014 11:46	27.87	85.7	5.64	4.2	SR12	22/10/2014 17:46	27.83	81.1	5.33	7.4	SR12	22/10/2014 23:46	27.82	77.5	5.10	5.3
SR12	22/10/2014 5:51	27.79	77.3	5.09	4.3	SR12	22/10/2014 11:51	27.86	87.5	5.77	4.2	SR12	22/10/2014 17:51	27.83	78.1	5.13	6.6	SR12	22/10/2014 23:51	27.82	77.4	5.09	5.3
SR12	22/10/2014 5:56	27.79	78.3	5.15	4.3	SR12	22/10/2014 11:56	27.87	88.0	5.80	3.7	SR12	22/10/2014 17:56	27.83	78.8	5.18	7.1	SR12	22/10/2014 23:56	27.81	77.7	5.11	5.8

Station	Timestamp	Temp (° C)	DO (%)	DO (mg/L)	Tur (NTU)	Station	Timestamp	Temp (° C)	DO (%)	DO (mg/L)	Tur (NTU)	Station	Timestamp	Temp (° C)	DO (%)	DO (mg/L)	Tur (NTU)	Station	Timestamp	Temp (°C)	DO (%)	DO (mg/L)	Tur (NTU)
SR13	22/10/2014 0:00	27.78	72.9	**4.84**	1.2	SR13	22/10/2014 6:00	27.73	79.0	5.26	1.7	SR13	22/10/2014 12:00	28.05	82.5	5.46	1.1	SR13	22/10/2014 18:00	27.86	78.9	5.25	2.8
SR13	22/10/2014 0:05	27.79	72.7	**4.82**	1.2	SR13	22/10/2014 6:05	27.73	79.4	5.28	2.5	SR13	22/10/2014 12:05	28.09	83.3	5.51	1.1	SR13	22/10/2014 18:05	27.85	78.7	5.23	2.3
SR13	22/10/2014 0:10	27.77	74.2	**4.92**	1.4	SR13	22/10/2014 6:10	27.73	79.5	5.29	3.0	SR13	22/10/2014 12:10	28.07	82.7	5.47	1.0	SR13	22/10/2014 18:10	27.83	77.9	**5.18**	1.3
SR13	22/10/2014 0:15	27.77	72.8	**4.83**	1.1	SR13	22/10/2014 6:15	27.73	79.6	5.30	2.1	SR13	22/10/2014 12:15	28.09	84.6	5.59	1.4	SR13	22/10/2014 18:15	27.85	79.0	5.25	2.6
SR13	22/10/2014 0:20	27.77	73.2	**4.86**	1.2	SR13	22/10/2014 6:20	27.73	79.5	5.29	1.8	SR13	22/10/2014 12:20	28.07	83.4	5.52	0.8	SR13	22/10/2014 18:20	27.86	78.5	5.22	2.4
SR13	22/10/2014 0:25	27.77	73.9	**4.90**	1.5	SR13	22/10/2014 6:25	27.72	78.7	5.23	1.6	SR13	22/10/2014 12:25	28.06	82.9	5.48	0.9	SR13	22/10/2014 18:25	27.86	78.7	5.23	2.8
SR13	22/10/2014 0:30	27.78	70.4	**4.68**	0.9	SR13	22/10/2014 6:30	27.72	79.0	5.26	1.8	SR13	22/10/2014 12:30	28.05	83.1	5.50	0.9	SR13	22/10/2014 18:30	27.86	79.1	5.26	2.6
SR13	22/10/2014 0:35	27.78	70.9	**4.70**	1.5	SR13	22/10/2014 6:35	27.72	78.5	5.22	2.0	SR13	22/10/2014 12:35	28.04	82.4	5.45	0.9	SR13	22/10/2014 18:35	27.86	78.9	5.24	2.8
SR13	22/10/2014 0:40	27.78	69.1	**4.59**	0.7	SR13	22/10/2014 6:40	27.71	78.1	**5.20**	1.4	SR13	22/10/2014 12:40	28.01	81.4	5.39	0.8	SR13	22/10/2014 18:40	27.86	78.3	**5.20**	2.6
SR13	22/10/2014 0:45	27.78	67.9	**4.51**	0.7	SR13	22/10/2014 6:45	27.67	77.9	**5.19**	1.6	SR13	22/10/2014 12:45	27.99	80.1	5.31	1.2	SR13	22/10/2014 18:45	27.85	77.6	**5.16**	2.2
SR13	22/10/2014 0:50	27.77	70.3	**4.67**	0.7	SR13	22/10/2014 6:50	27.68	78.1	**5.20**	1.2	SR13	22/10/2014 12:50	27.93	76.7	**5.09**	2.9	SR13	22/10/2014 18:50	27.85	77.8	**5.17**	2.5
SR13	22/10/2014 0:55	27.78	74.8	**4.96**	3.3	SR13	22/10/2014 6:55	27.68	78.2	**5.21**	1.2	SR13	22/10/2014 12:55	28.00	81.1	5.37	1.2	SR13	22/10/2014 18:55	27.86	78.5	5.22	3.2
SR13	22/10/2014 1:00	27.77	71.3	**4.74**	2.3	SR13	22/10/2014 7:00	27.70	79.2	5.27	2.1	SR13	22/10/2014 13:00	27.98	80.4	5.32	0.9	SR13	22/10/2014 19:00	27.86	78.2	**5.20**	3.7
SR13	22/10/2014 1:05	27.77	72.0	**4.79**	3.1	SR13	22/10/2014 7:05	27.67	78.3	5.22	1.4	SR13	22/10/2014 13:05	27.96	79.1	5.24	1.0	SR13	22/10/2014 19:05	27.85	78.1	**5.19**	2.7
SR13	22/10/2014 1:10	27.77	70.0	**4.66**	2.4	SR13	22/10/2014 7:10	27.67	78.4	5.23	1.4	SR13	22/10/2014 13:10	27.99	79.8	5.29	1.0	SR13	22/10/2014 19:10	27.86	78.2	**5.20**	3.0
SR13	22/10/2014 1:15	27.77	71.8	**4.77**	3.4	SR13	22/10/2014 7:15	27.68	78.8	5.25	1.7	SR13	22/10/2014 13:15	27.94	76.3	**5.06**	0.8	SR13	22/10/2014 19:15	27.85	77.6	**5.16**	3.0
SR13	22/10/2014 1:20	27.78	72.5	**4.82**	2.4	SR13	22/10/2014 7:20	27.69	79.1	5.27	1.8	SR13	22/10/2014 13:20	27.97	77.1	**5.11**	1.4	SR13	22/10/2014 19:20	27.84	77.9	**5.18**	3.7
SR13	22/10/2014 1:25	27.78	72.4	**4.81**	2.5	SR13	22/10/2014 7:25	27.67	78.3	5.22	1.6	SR13	22/10/2014 13:25	27.94	76.2	**5.06**	1.2	SR13	22/10/2014 19:25	27.84	77.3	**5.14**	3.2
SR13	22/10/2014 1:30	27.78	72.3	**4.80**	2.4	SR13	22/10/2014 7:30	27.68	79.1	5.27	1.4	SR13	22/10/2014 13:30	27.93	79.7	5.28	2.2	SR13	22/10/2014 19:30	27.84	76.6	**5.09**	2.9
SR13	22/10/2014 1:35	27.78	72.6	**4.82**	2.8	SR13	22/10/2014 7:35	27.68	78.9	5.25	1.7	SR13	22/10/2014 13:35	27.93	79.1	5.24	2.5	SR13	22/10/2014 19:35	27.84	76.9	**5.11**	3.4
SR13	22/10/2014 1:40	27.78	71.2	**4.73**	2.4	SR13	22/10/2014 7:40	27.69	80.0	5.32	2.0	SR13	22/10/2014 13:40	27.93	79.1	5.25	3.8	SR13	22/10/2014 19:40	27.83	76.5	**5.08**	3.4
SR13	22/10/2014 1:45	27.78	72.4	**4.81**	2.9	SR13	22/10/2014 7:45	27.70	79.8	5.31	2.0	SR13	22/10/2014 13:45	27.93	78.1	**5.18**	1.9	SR13	22/10/2014 19:45	27.84	76.0	**5.05**	2.7
SR13	22/10/2014 1:50	27.78	72.6	**4.82**	2.6	SR13	22/10/2014 7:50	27.70	78.9	5.25	1.5	SR13	22/10/2014 13:50	27.90	76.5	**5.08**	2.1	SR13	22/10/2014 19:50	27.83	76.6	**5.09**	2.0
SR13	22/10/2014 1:55	27.78	72.1	**4.79**	2.7	SR13	22/10/2014 7:55	27.70	79.1	5.26	1.5	SR13	22/10/2014 13:55	27.92	77.6	**5.15**	2.7	SR13	22/10/2014 19:55	27.83	76.6	**5.09**	4.6
SR13	22/10/2014 2:00	27.78	72.4	**4.81**	2.8	SR13	22/10/2014 8:00	27.70	78.8	5.25	1.9	SR13	22/10/2014 14:00	27.91	77.3	**5.13**	2.6	SR13	22/10/2014 20:00	27.83	77.2	**5.13**	3.8
SR13	22/10/2014 2:05	27.78	72.3	**4.80**	2.6	SR13	22/10/2014 8:05	27.69	78.5	5.23	1.8	SR13	22/10/2014 14:05	27.91	76.7	**5.09**	2.4	SR13	22/10/2014 20:05	27.82	76.2	**5.06**	3.7
SR13	22/10/2014 2:10	27.77	71.5	**4.75**	2.7	SR13	22/10/2014 8:10	27.69	78.2	**5.21**	1.5	SR13	22/10/2014 14:10	27.90	76.6	**5.08**	2.4	SR13	22/10/2014 20:10	27.80	75.3	**5.00**	4.2
SR13	22/10/2014 2:15	27.75	71.5	**4.75**	2.7	SR13	22/10/2014 8:15	27.68	77.8	**5.18**	1.3	SR13	22/10/2014 14:15	27.90	76.2	**5.06**	2.6	SR13	22/10/2014 20:15	27.82	74.2	**4.93**	1.8
SR13	22/10/2014 2:20	27.75	73.9	**4.91**	2.1	SR13	22/10/2014 8:20	27.69	77.3	**5.15**	1.9	SR13	22/10/2014 14:20	27.85	74.9	**4.98**	1.6	SR13	22/10/2014 20:20	27.83	77.9	**5.18**	2.6
SR13	22/10/2014 2:25	27.74	72.2	**4.81**	2.0	SR13	22/10/2014 8:25	27.70	77.6	**5.17**	1.7	SR13	22/10/2014 14:25	27.84	74.5	**4.96**	1.2	SR13	22/10/2014 20:25	27.82	77.5	**5.15**	2.5
SR13	22/10/2014 2:30	27.73	72.9	**4.86**	2.2	SR13	22/10/2014 8:30	27.72	78.4	5.22	3.2	SR13	22/10/2014 14:30	27.93	76.9	**5.10**	1.3	SR13	22/10/2014 20:30	27.82	76.4	**5.08**	3.3
SR13	22/10/2014 2:35	27.73	75.4	**5.02**	2.0	SR13	22/10/2014 8:35	27.73	77.5	**5.16**	4.1	SR13	22/10/2014 14:35	27.93	76.3	**5.06**	1.2	SR13	22/10/2014 20:35	27.82	75.8	**5.04**	3.0
SR13	22/10/2014 2:40	27.74	76.0	**5.05**	1.4	SR13	22/10/2014 8:40	27.74	74.6	**4.96**	6.9	SR13	22/10/2014 14:40	27.91	75.3	**5.01**	1.7	SR13	22/10/2014 20:40	27.81	75.8	**5.04**	3.0
SR13	22/10/2014 2:45	27.73	78.2	**5.20**	1.6	SR13	22/10/2014 8:45	27.74	75.1	**4.99**	3.8	SR13	22/10/2014 14:45	27.88	77.0	**5.11**	3.4	SR13	22/10/2014 20:45	27.82	75.2	**5.00**	2.1
SR13	22/10/2014 2:50	27.73	78.6	5.23	1.6	SR13	22/10/2014 8:50	27.74	74.4	**4.95**	3.6	SR13	22/10/2014 14:50	27.84	74.5	**4.96**	1.9	SR13	22/10/2014 20:50	27.81	75.0	**4.99**	2.1
SR13	22/10/2014 2:55	27.73	79.9	5.32	2.0	SR13	22/10/2014 8:55	27.73	76.1	**5.06**	3.4	SR13	22/10/2014 14:55	27.88	76.6	**5.09**	3.6	SR13	22/10/2014 20:55	27.81	74.5	**4.95**	2.2
SR13	22/10/2014 3:00	27.74	80.1	5.33	2.0	SR13	22/10/2014 9:00	27.73	75.8	**5.04**	3.7	SR13	22/10/2014 15:00	27.88	76.7	**5.09**	3.1	SR13	22/10/2014 21:00	27.80	74.5	**4.95**	3.8
SR13	22/10/2014 3:05	27.73	79.6	5.29	1.4	SR13	22/10/2014 9:05	27.73	75.5	**5.02**	3.3	SR13	22/10/2014 15:05	27.89	76.6	**5.08**	2.7	SR13	22/10/2014 21:05	27.80	74.8	**4.97**	3.4
SR13	22/10/2014 3:10	27.73	79.7	5.31	1.4	SR13	22/10/2014 9:10	27.73	75.4	**5.01**	3.4	SR13	22/10/2014 15:10	27.89	76.5	**5.07**	3.3	SR13	22/10/2014 21:10	27.79	74.5	**4.95**	2.6
SR13	22/10/2014 3:15	27.74	80.3	5.35	2.0	SR13	22/10/2014 9:15	27.74	75.7	**5.03**	4.8	SR13	22/10/2014 15:15	27.89	76.5	**5.08**	2.4	SR13	22/10/2014 21:15	27.78	73.7	**4.89**	3.6
SR13	22/10/2014 3:20	27.73	80.1	5.33	2.0	SR13	22/10/2014 9:20	27.74	75.4	**5.01**	5.0	SR13	22/10/2014 15:20	27.90	77.4	**5.13**	2.3	SR13	22/10/2014 21:20	27.78	73.5	**4.89**	4.4
SR13	22/10/2014 3:25	27.74	80.1	5.33	1.9	SR13	22/10/2014 9:25	27.74	75.6	**5.02**	5.1	SR13	22/10/2014 15:25	27.92	80.1	5.32	2.3	SR13	22/10/2014 21:25	27.78	74.0	**4.92**	3.3
SR13	22/10/2014 3:30	27.74	80.0	5.32	1.9	SR13	22/10/2014 9:30	27.74	74.6	**4.96**	3.7	SR13	22/10/2014 15:30	27.91	80.6	5.35	2.9	SR13	22/10/2014 21:30	27.78	73.7	**4.90**	3.0
SR13	22/10/2014 3:35	27.74	79.5	5.29	1.5	SR13	22/10/2014 9:35	27.73	73.8	**4.91**	2.1	SR13	22/10/2014 15:35	27.91	80.1	5.31	2.0	SR13	22/10/2014 21:35	27.77	73.3	**4.87**	3.8
SR13	22/10/2014 3:40	27.73	79.6	5.29	1.7	SR13	22/10/2014 9:40	27.73	75.4	**5.01**	3.4	SR13	22/10/2014 15:40	27.91	79.4	5.27	1.4	SR13	22/10/2014 21:40	27.77	72.7	**4.83**	3.0
SR13	22/10/2014 3:45	27.74	79.9	5.32	2.3	SR13	22/10/2014 9:45	27.73	74.8	**4.97**	2.7	SR13	22/10/2014 15:45	27.90	79.1	5.25	1.8	SR13	22/10/2014 21:45	27.77	72.3	**4.80**	2.8
SR13	22/10/2014 3:50	27.74	79.3	5.27	1.4	SR13	22/10/2014 9:50	27.73	73.9	**4.91**	3.2	SR13	22/10/2014 15:50	27.90	77.7	**5.16**	2.3	SR13	22/10/2014 21:50	27.77	71.0	**4.72**	2.5
SR13	22/10/2014 3:55	27.74	79.3	5.27	1.9	SR13	22/10/2014 9:55	27.72	73.6	**4.89**	3.1	SR13	22/10/2014 15:55	27.89	81.0	5.38	2.1	SR13	22/10/2014 21:55	27.78	70.5	**4.68**	1.5
SR13	22/10/2014 4:00	27.74	80.2	5.33	1.9	SR13	22/10/2014 10:00	27.73	73.7	**4.90**	4.5	SR13	22/10/2014 16:00	27.87	81.1	5.39	2.4	SR13	22/10/2014 22:00	27.78	73.6	**4.89**	3.7
SR13	22/10/2014 4:05	27.74	79.8	5.31	2.0	SR13	22/10/2014 10:05	27.74	74.3	**4.94**	4.4	SR13	22/10/2014 16:05	27.87	81.9	5.44	1.1	SR13	22/10/2014 22:05	27.76	73.1	**4.86**	2.5
SR13	22/10/2014 4:10	27.74	80.3	5.34	2.0	SR13	22/10/2014 10:10	27.74	74.0	**4.92**	4.3	SR13	22/10/2014 16:10	27.86	82.9	5.51	1.9	SR13	22/10/2014 22:10	27.76	72.6	**4.82**	1.6
SR13	22/10/2014 4:15	27.74	80.1	5.33	2.1	SR13	22/10/2014 10:15	27.74	73.3	**4.87**	5.7	SR13	22/10/2014 16:15	27.86	82.5	5.48	1.4	SR13	22/10/2014 22:15	27.77	72.7	**4.83**	2.1
SR13	22/10/2014 4:20	27.74	79.7	5.30	2.6	SR13	22/10/2014 10:20	27.74	73.5	**4.88**	5.7	SR13	22/10/2014 16:20	27.86	81.7	5.43	1.3	SR13	22/10/2014 22:20	27.77	72.4	**4.81**	2.0
SR13	22/10/2014 4:25	27.74	79.6	5.29	1.5	SR13	22/10/2014 10:25	27.74	73.4	**4.88**	4.1	SR13	22/10/2014 16:25	27.88	80.7	5.37	1.4	SR13	22/10/2014 22:25	27.77	72.2	**4.80**	1.9
SR13	22/10/2014 4:30	27.74	79.8	5.31	1.5	SR13	22/10/2014 10:30	27.74	72.2	**4.80**	2.8	SR13	22/10/2014 16:30	27.88	80.3	5.33	1.3	SR13	22/10/2014 22:30	27.78	72.0	**4.79**	1.8
SR13	22/10/2014 4:35	27.74	79.6	5.29	1.3	SR13	22/10/2014 10:35	27.73	72.1	**4.79**	2.6	SR13	22/10/2014 16:35	27.88	80.1	5.32	1.3	SR13	22/10/2014 22:35	27.78	71.1	**4.73**	1.6
SR13	22/10/2014 4:40	27.75	79.4	5.28	1.6	SR13	22/10/2014 10:40	27.74	72.3	**4.80**	3.0	SR13	22/10/2014 16:40	27.86	79.1	5.26	0.7	SR13	22/10/2014 22:40	27.78	72.2	**4.80**	1.5
SR13	22/10/2014 4:45	27.75	79.7	5.30	1.4	SR13	22/10/2014 10:45	27.75	72.9	**4.84**	2.8	SR13	22/10/2014 16:45	27.87	79.1	5.26	0.4	SR13	22/10/2014 22:45	27.77	71.7	**4.77**	1.2
SR13	22/10/2014 4:50	27.75	79.1	5.26	1.6	SR13	22/10/2014 10:50	27.82	75.8	**5.03**	2.8	SR13	22/10/2014 16:50	27.88	79.7	5.30	1.2	SR13	22/10/2014 22:50	27.77	71.3	**4.74**	1.8
SR13	22/10/2014 4:55	27.75	78.2	**5.20**	1.3	SR13	22/10/2014 10:55	27.84	76.5	**5.07**	2.5	SR13	22/10/2014 16:55	27.88	80.0	5.31	1.3	SR13	22/10/2014 22:55	27.78	70.6	**4.69**	1.0
SR13	22/10/2014 5:00	27.70	77.8	**5.18**	1.6	SR13	22/10/2014 11:00	27.87	76.7	**5.08**	2.6	SR13	22/10/2014 17:00	27.88	79.6	5.29	0.6	SR13	22/10/2014 23:00	27.78	72.7	**4.83**	1.8
SR13	22/10/2014 5:05	27.70	80.2	5.34	1.9	SR13	22/10/2014 11:05	27.88	77.1	**5.11**	2.6	SR13	22/10/2014 17:05	27.88	80.0	5.31	1.4	SR13	22/10/2014 23:05	27.78	72.4	**4.81**	1.7
SR13	22/10/2014 5:10	27.70	81.1	5.40	2.4	SR13	22/10/2014 11:10	27.78	75.3	**5.00**	4.5	SR13	22/10/2014 17:10	27.87	79.4	5.27	2.0	SR13	22/10/2014 23:10	27.77	73.3	**4.87**	2.5
SR13	22/10/2014 5:15	27.70	81.1	5.40	1.6	SR13	22/10/2014 11:15	27.75	73.8	**4.90**	6.5	SR13	22/10/2014 17:15	27.87	79.6	5.29	1.3	SR13	22/10/2014 23:15	27.78	71.8	**4.77**	1.4
SR13	22/10/2014 5:20	27.71	82.3	5.48	5.2	SR13	22/10/2014 11:20	27.79	75.5	**5.02**	4.0	SR13	22/10/2014 17:20	27.83	82.4	5.48	1.0	SR13	22/10/2014 23:20	27.78	71.9	**4.78**	1.4
SR13	22/10/2014 5:25	27.71	81.0	5.39	1.9	SR13	22/10/2014 11:25	27.88	77.7	**5.15**	2.6	SR13	22/10/2014 17:25	27.86	80.8	5.37	3.6	SR13	22/10/2014 23:25	27.75	72.1	**4.80**	1.7
SR13	22/10/2014 5:30	27.72	80.9	5.39	2.0	SR13	22/10/2014 11:30	27.87	77.0	**5.11**	2.1	SR13	22/10/2014 17:30	27.84	79.8	5.30	2.3	SR13	22/10/2014 23:30	27.75	74.1	**4.93**	7.2
SR13	22/10/2014 5:35	27.72	80.2	5.34	1.6	SR13	22/10/2014 11:35	27.81	75.5	**5.01**	2.8	SR13	22/10/2014 17:35	27.85	79.5	5.29	2.3	SR13	22/10/2014 23:35	27.75	73.5	**4.90**	3.3
SR13	22/10/2014 5:40	27.72	79.8	5.31	2.1	SR13	22/10/2014 11:40	27.89	77.2	**5.12**	1.9	SR13	22/10/2014 17:40	27.85	79.8	5.30	2.2	SR13	22/10/2014 23:40	27.76	72.7	**4.84**	4.3
SR13	22/10/2014 5:45	27.73	80.3	5.34	2.8	SR13	22/10/2014 11:45	27.93	78.4	**5.19**	2.6	SR13	22/10/2014 17:45	27.85	79.1	5.26	1.2	SR13	22/10/2014 23:45	27.71	74.6	**4.99**	4.7
SR13	22/10/2014 5:50	27.73	79.3	5.28	2.3	SR13	22/10/2014 11:50	27.98	81.5	5.40	1.4	SR13	22/10/2014 17:50	27.83	78.2	**5.20**	1.0	SR13	22/10/2014 23:50	27.71	73.7	**4.93**	3.9
SR13	22/10/2014 5:55	27.73	79.3	5.28	1.9	SR13	22/10/2014 11:55	27.99	81.8	5.42	1.9	SR13	22/10/2014 17:55	27.86	79.6	5.29	3.2	SR13	22/10/2014 23:55	27.72	73.4	**4.90**	3.8

Station	Timestamp	NH_3 (mg/L)				Station	Timestamp	NH_3 (mg/L)			
SR4	22/10/2014 0:17	0.07				SR12	22/10/2014 0:17	0.09			
SR4	22/10/2014 0:37	0.06				SR12	22/10/2014 0:37	0.06			
SR4	22/10/2014 0:57	0.06				SR12	22/10/2014 0:57	0.08			
SR4	22/10/2014 1:17	0.06				SR12	22/10/2014 1:17	0.05			
SR4	22/10/2014 1:37	0.06				SR12	22/10/2014 1:37	0.08			
SR4	22/10/2014 1:57	0.06				SR12	22/10/2014 1:57	0.06			
SR4	22/10/2014 2:17	0.08				SR12	22/10/2014 2:17	0.08			
SR4	22/10/2014 2:37	0.07				SR12	22/10/2014 2:37	0.07			
SR4	22/10/2014 2:57	0.06				SR12	22/10/2014 2:57	0.05			
SR4	22/10/2014 3:17	0.06				SR12	22/10/2014 3:17	0.06			
SR4	22/10/2014 3:37	0.07				SR12	22/10/2014 3:37	0.05			
SR4	22/10/2014 3:57	0.06				SR12	22/10/2014 3:57	0.04			
SR4	22/10/2014 4:17	0.05				SR12	22/10/2014 4:17	0.05			
SR4	22/10/2014 4:37	0.05				SR12	22/10/2014 4:37	0.06			
SR4	22/10/2014 4:57	0.06				SR12	22/10/2014 4:57	0.06			
SR4	22/10/2014 5:17	0.05				SR12	22/10/2014 5:17	0.05			
SR4	22/10/2014 5:37	0.05				SR12	22/10/2014 5:37	0.07			
SR4	22/10/2014 5:57	0.09				SR12	22/10/2014 5:57	0.07			
SR4						SR12					
SR4	22/10/2014 6:37	0.06				SR12	22/10/2014 6:37	0.05			
SR4	22/10/2014 6:57	0.07				SR12	22/10/2014 6:57	0.06			
SR4	22/10/2014 7:17	0.07				SR12	22/10/2014 7:17	0.06			
SR4	22/10/2014 7:37	0.07				SR12	22/10/2014 7:37	0.06			
SR4	22/10/2014 7:57	0.05				SR12	22/10/2014 7:57	0.06			
SR4	22/10/2014 8:17	0.09				SR12	22/10/2014 8:17	0.07			
SR4	22/10/2014 8:37	0.07				SR12	22/10/2014 8:37	0.07			
SR4	22/10/2014 8:57	0.07				SR12	22/10/2014 8:57	0.06			
SR4	22/10/2014 9:17	0.07				SR12	22/10/2014 9:17	0.06			
SR4	22/10/2014 9:37	0.06				SR12	22/10/2014 9:37	0.05			
SR4						SR12	22/10/2014 9:57	0.06			
SR4						SR12	22/10/2014 10:17	0.05			
SR4						SR12	22/10/2014 10:37	0.06			
SR4						SR12	22/10/2014 10:57	0.06			
SR4	22/10/2014 11:17	0.09				SR12	22/10/2014 11:17	0.06			
SR4	22/10/2014 11:37	0.07				SR12	22/10/2014 11:37	0.06			
SR4	22/10/2014 11:57	0.08				SR12	22/10/2014 11:57	0.07			
SR4	22/10/2014 12:17	0.09				SR12	22/10/2014 12:17	0.05			
SR4	22/10/2014 12:37	0.08				SR12	22/10/2014 12:37	0.05			
SR4	22/10/2014 12:57	0.08				SR12	22/10/2014 12:57	0.06			
SR4	22/10/2014 13:17	0.07				SR12	22/10/2014 13:17	0.07			
SR4	22/10/2014 13:37	0.08				SR12					
SR4	22/10/2014 13:57	0.05				SR12					
SR4	22/10/2014 14:17	0.07				SR12					
SR4	22/10/2014 14:37	0.06				SR12					
SR4	22/10/2014 14:57	0.05				SR12					
SR4	22/10/2014 15:17	0.06				SR12					
SR4	22/10/2014 15:37	0.05				SR12	22/10/2014 15:37	0.07			
SR4	22/10/2014 15:57	0.06				SR12	22/10/2014 15:57	0.06			
SR4	22/10/2014 16:17	0.05				SR12	22/10/2014 16:17	0.07			
SR4	22/10/2014 16:37	0.06				SR12	22/10/2014 16:37	0.08			
SR4	22/10/2014 16:57	0.06				SR12	22/10/2014 16:57	0.08			
SR4	22/10/2014 17:17	0.06				SR12	22/10/2014 17:17	0.07			
SR4	22/10/2014 17:37	0.07				SR12	22/10/2014 17:37	0.06			
SR4	22/10/2014 17:57	0.08				SR12	22/10/2014 17:57	0.06			
SR4	22/10/2014 18:17	0.06				SR12	22/10/2014 18:17	0.06			
SR4	22/10/2014 18:37	0.06				SR12	22/10/2014 18:37	0.05			
SR4	22/10/2014 18:57	0.07				SR12	22/10/2014 18:57	0.06			
SR4	22/10/2014 19:17	0.07				SR12	22/10/2014 19:17	0.05			
SR4	22/10/2014 19:37	0.08				SR12	22/10/2014 19:37	0.05			
SR4	22/10/2014 19:57	0.08				SR12	22/10/2014 19:57	0.07			
SR4	22/10/2014 20:17	0.08				SR12	22/10/2014 20:17	0.06			
SR4	22/10/2014 20:37	0.07				SR12	22/10/2014 20:37	0.06			
SR4	22/10/2014 20:57	0.06				SR12	22/10/2014 20:57	0.06			
SR4	22/10/2014 21:17	0.07				SR12	22/10/2014 21:17	0.06			
SR4	22/10/2014 21:37	0.08				SR12	22/10/2014 21:37	0.06			
SR4	22/10/2014 21:57	0.09				SR12	22/10/2014 21:57	0.06			
SR4	22/10/2014 22:17	0.08				SR12	22/10/2014 22:17	0.06			
SR4	22/10/2014 22:37	0.08				SR12	22/10/2014 22:37	0.06			
SR4	22/10/2014 22:57	0.06				SR12	22/10/2014 22:57	0.07			
SR4	22/10/2014 23:17	0.07				SR12	22/10/2014 23:17	0.06			
SR4	22/10/2014 23:37	0.09				SR12	22/10/2014 23:37	0.06			
SR4	22/10/2014 23:57	0.09				SR12	22/10/2014 23:57	0.08			

Remark: Fonts with underline: Action Level Exceedance
Fonts with bold and underline: Limit Level Exceedance
Automatic Instrument calibration of NH3-N monitor was carried out during 5:57-6:37 at SR4 and SR12.
SR4 monitoring station was under maintenance during 9:46-10:51.
SR12 monitoring station was under maintenance during 13:21-15:26.

Turbidity
24-hr Water Quality Monitoring

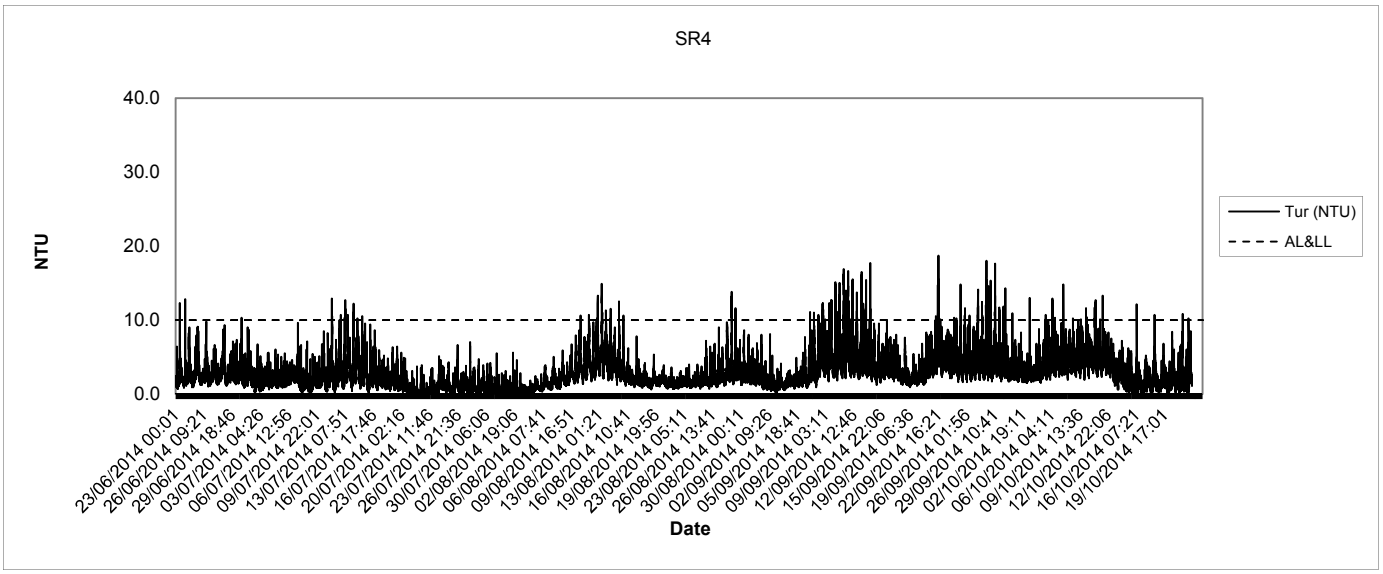

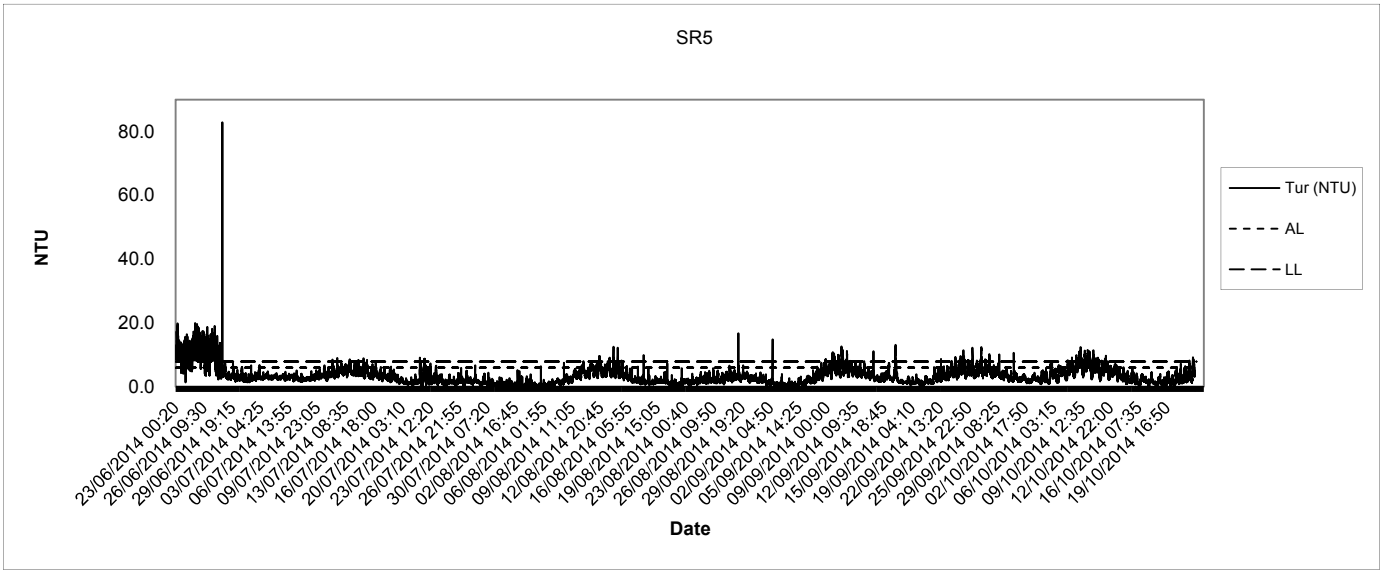

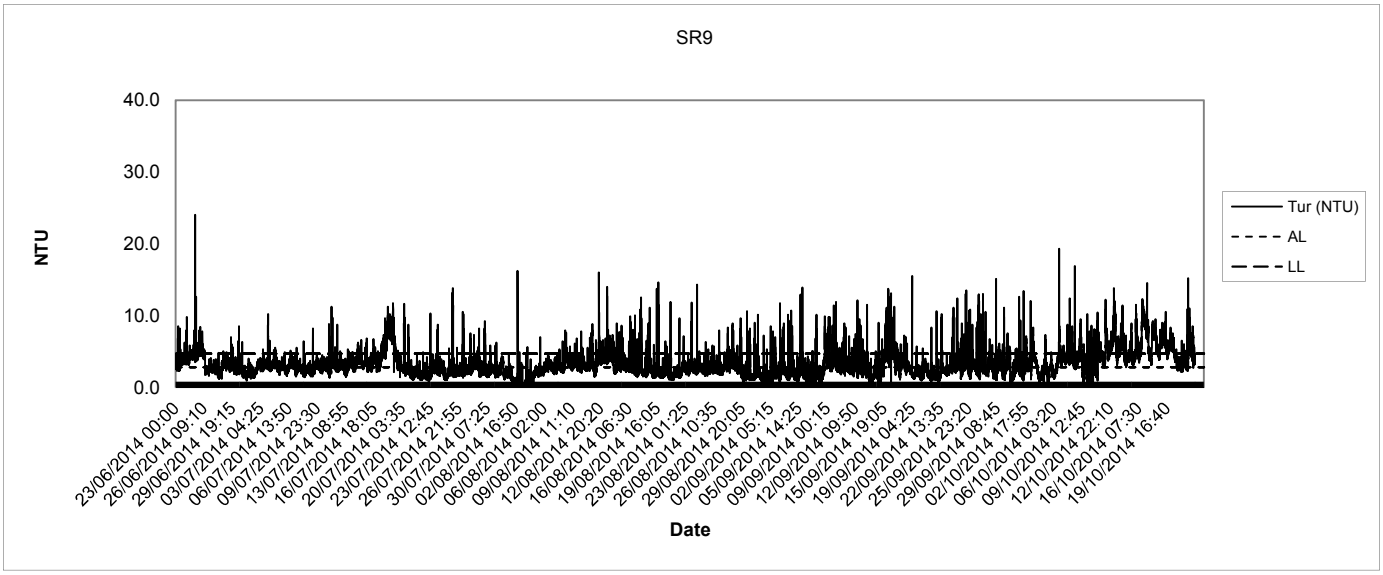

Turbidity
24-hr Water Quality Monitoring

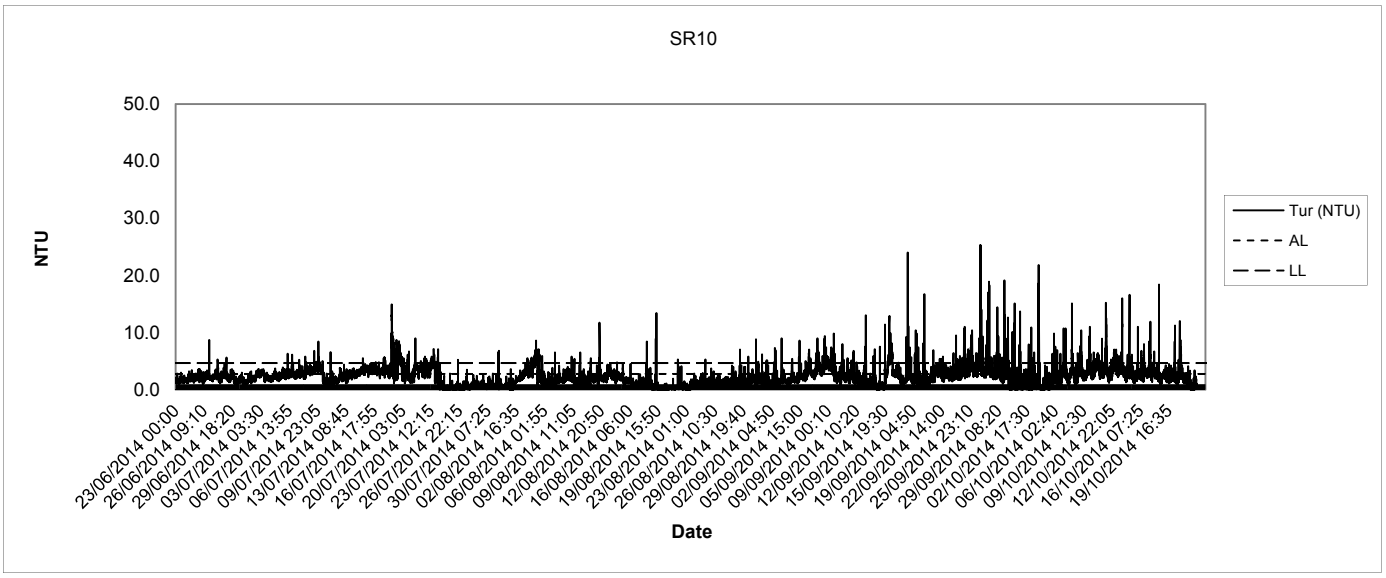

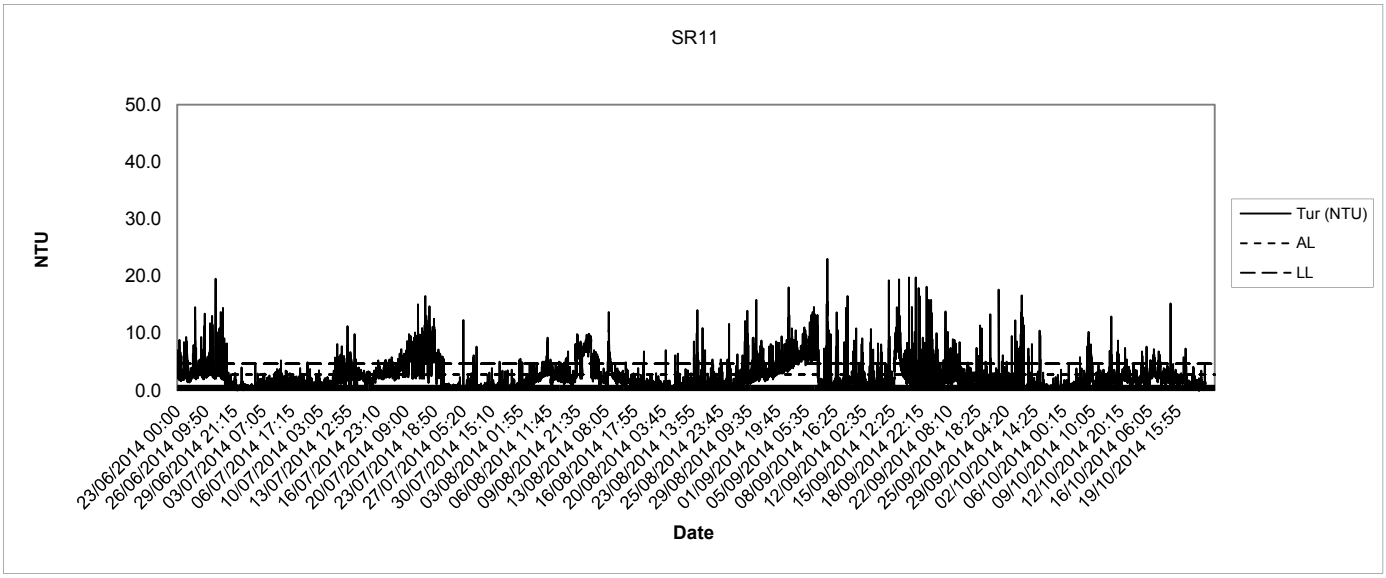

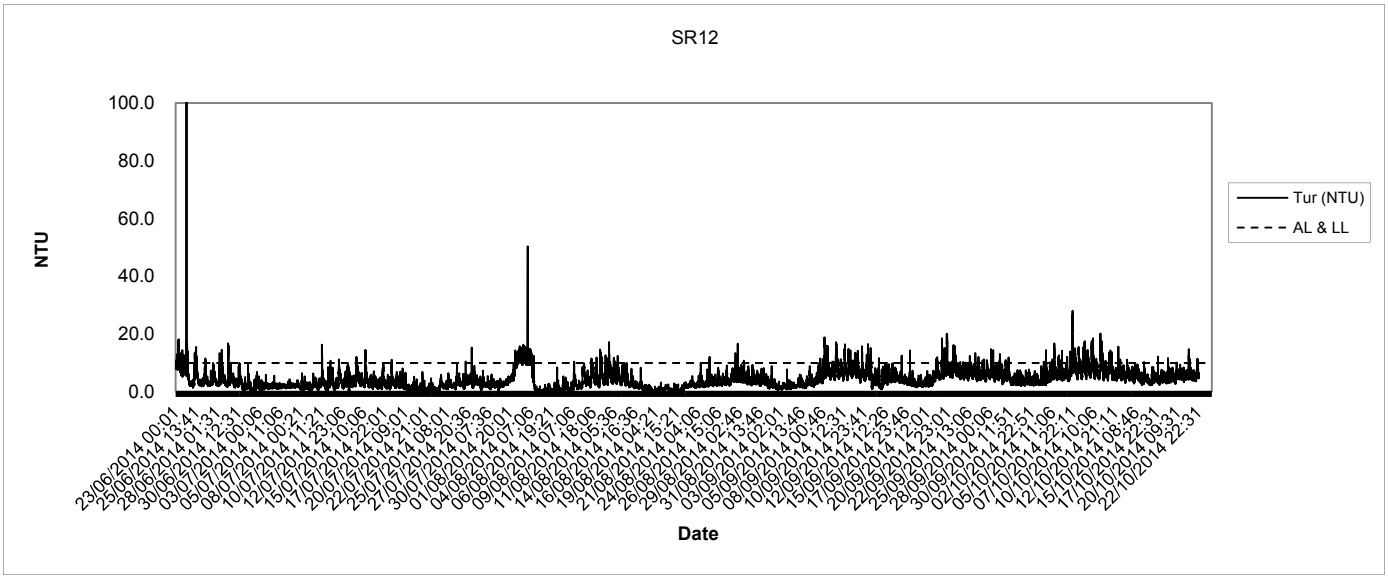

Turbidity
24-hr Water Quality Monitoring

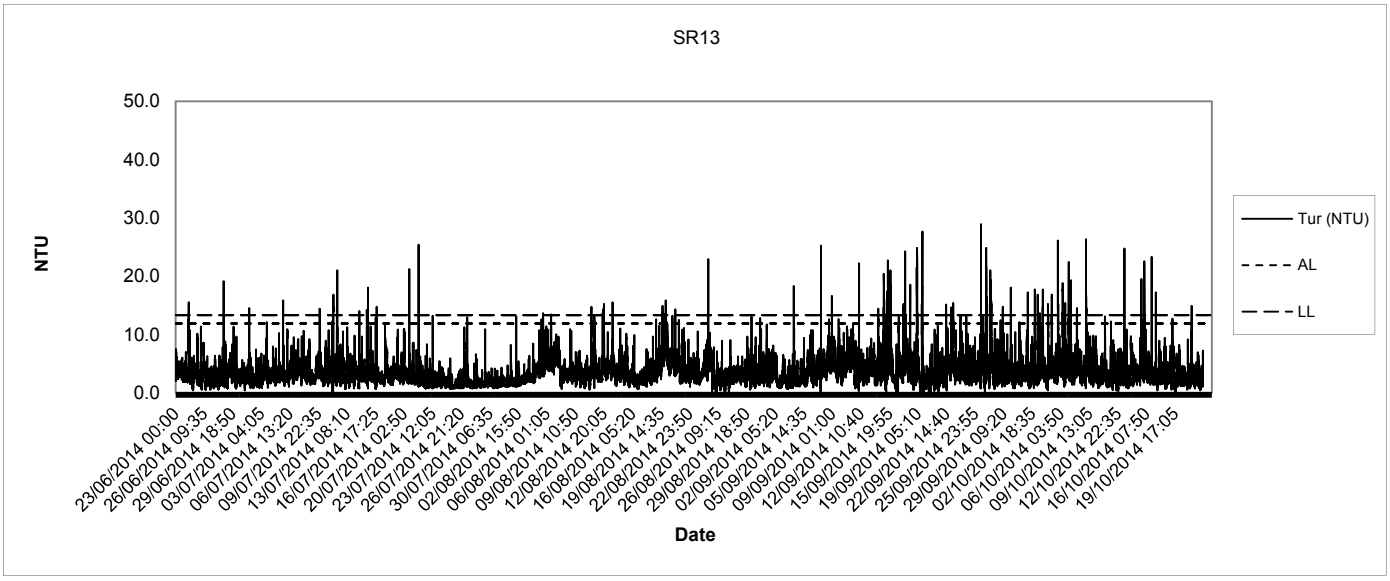

Dissolved Oxygen
24-hr Water Quality Monitoring

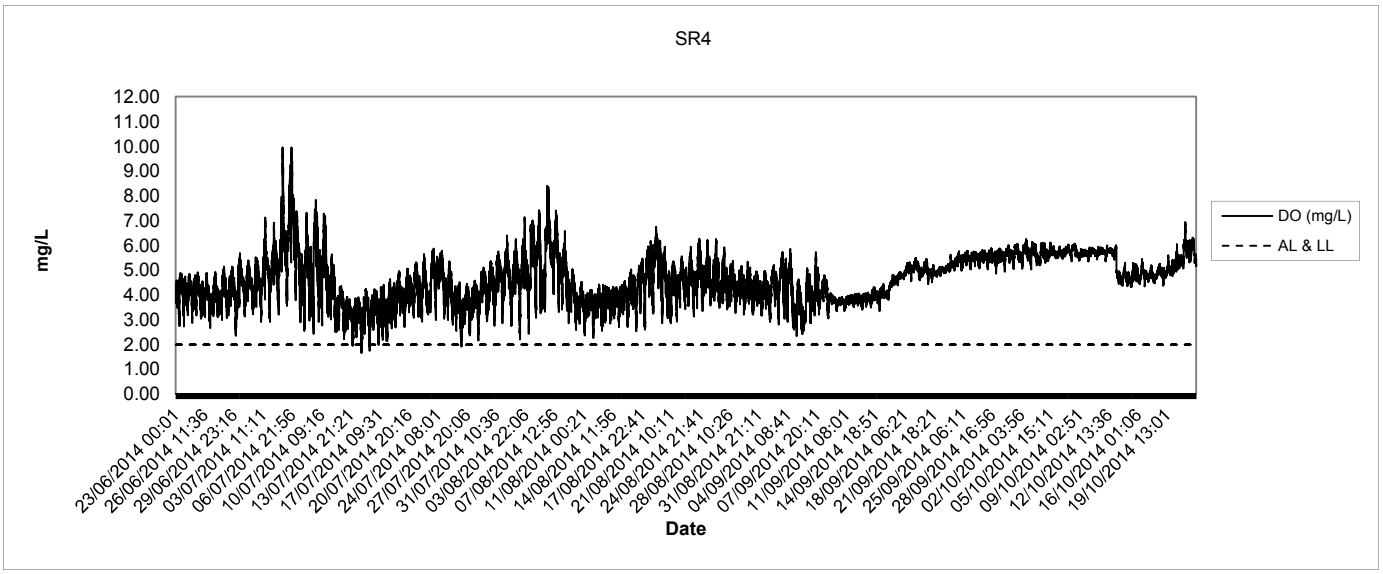

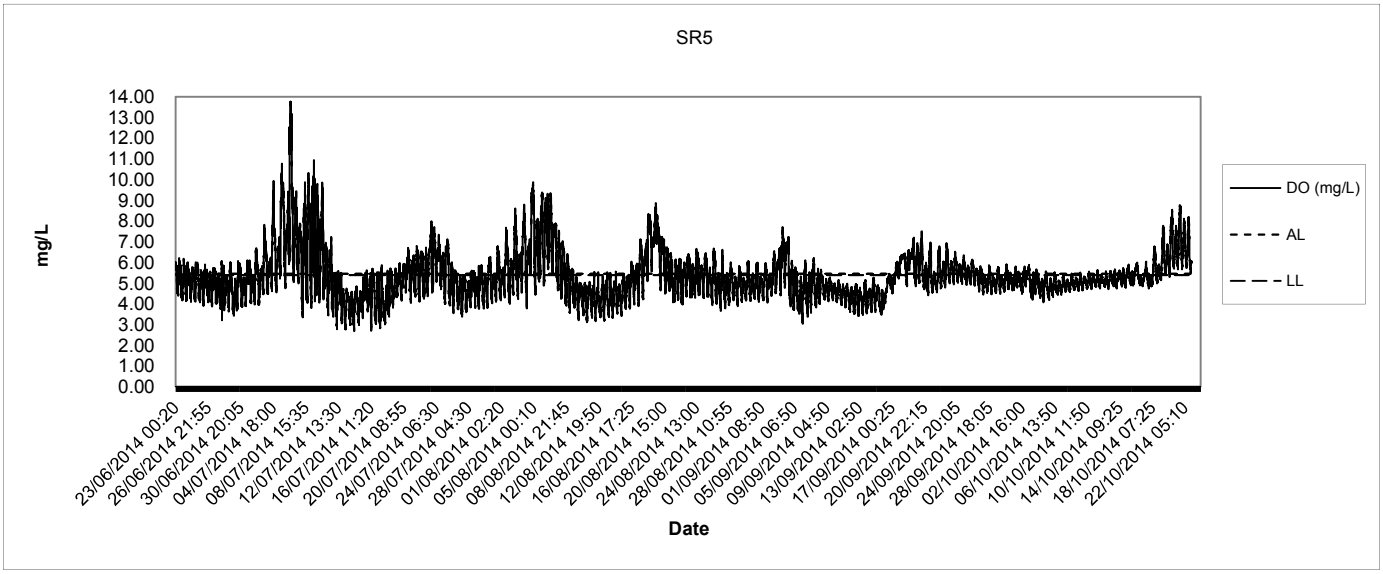

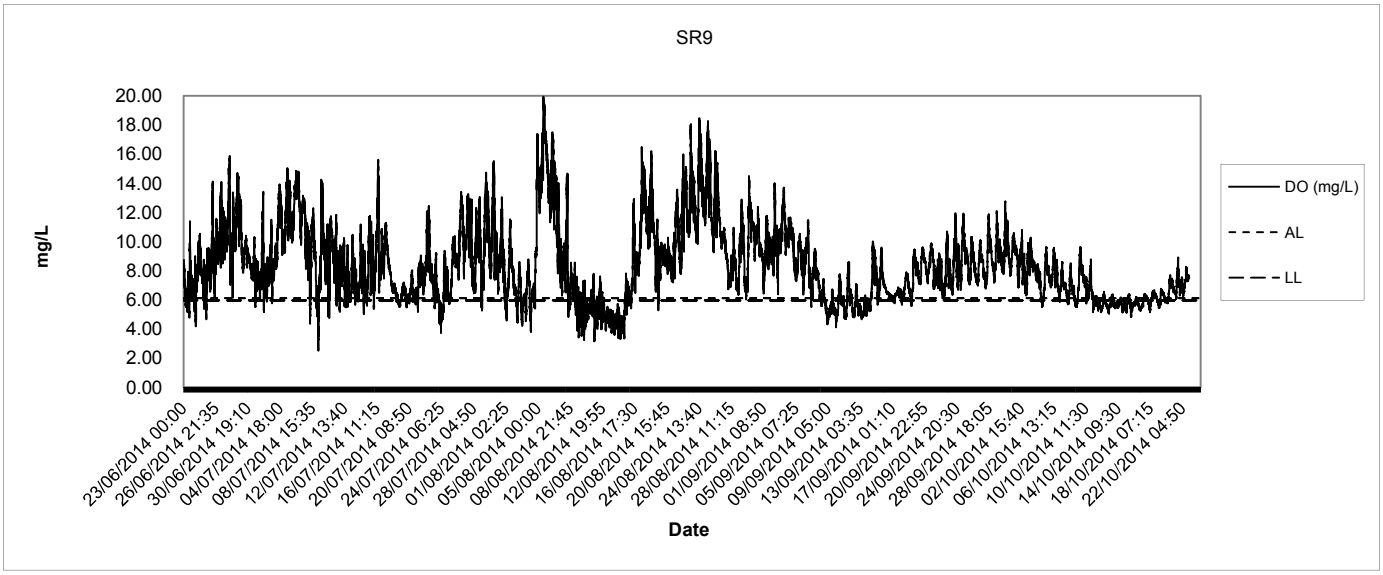

Dissolved Oxygen
24-hr Water Quality Monitoring

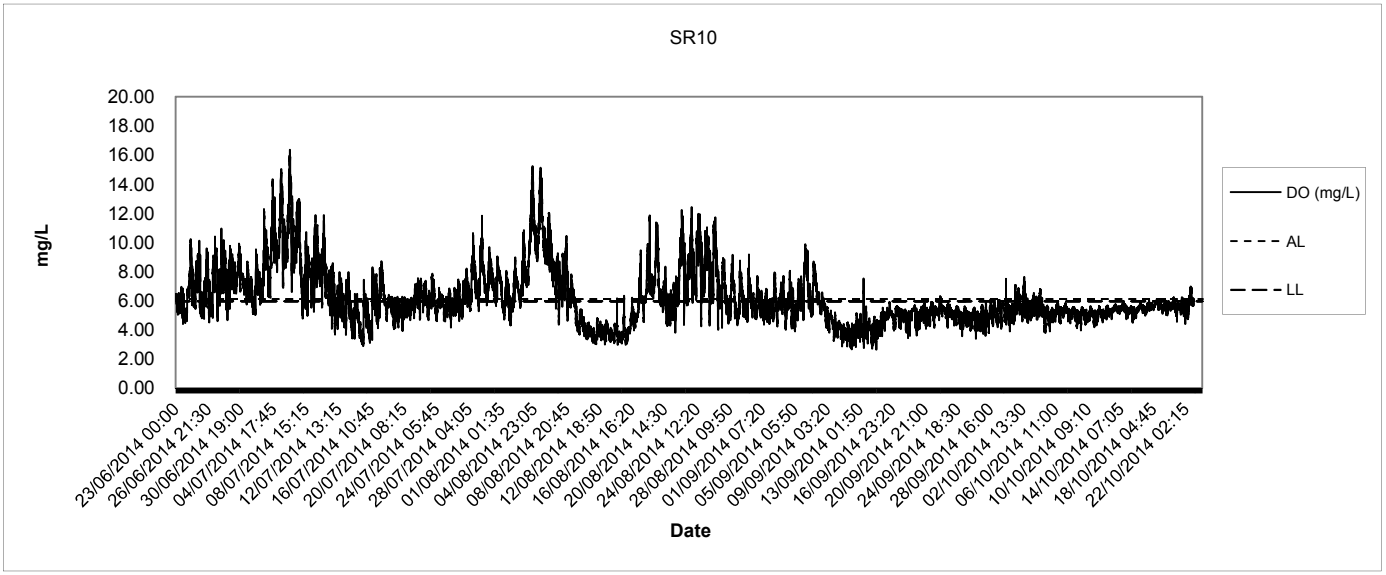

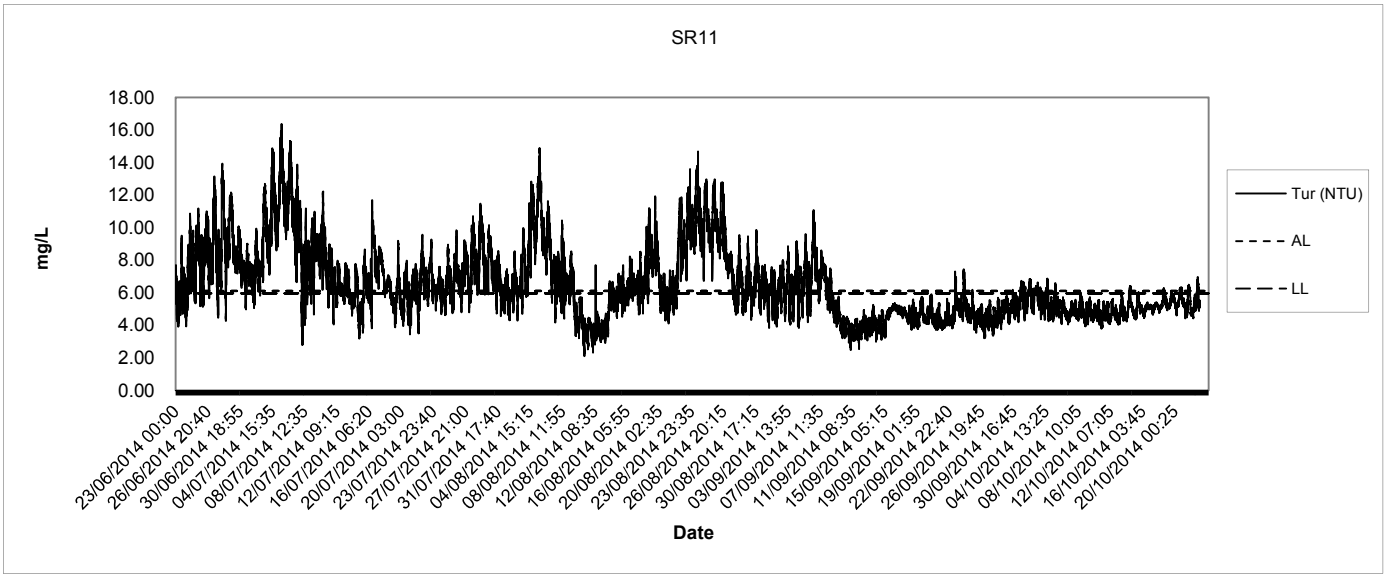

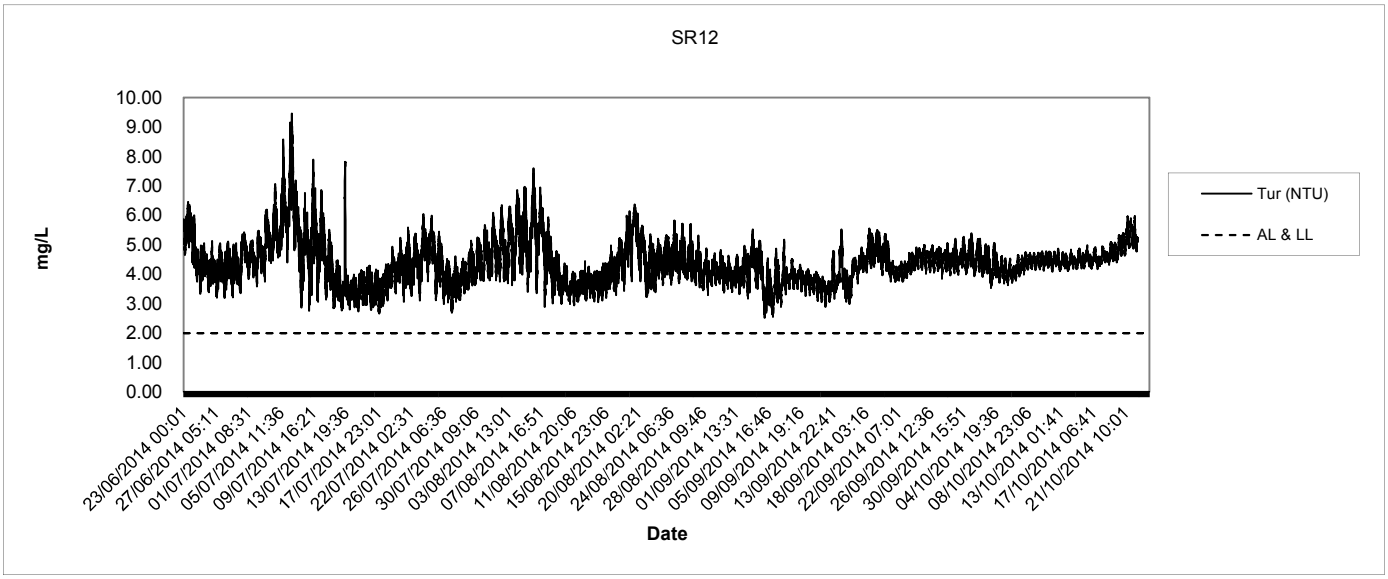

Dissolved Oxygen
24-hr Water Quality Monitoring

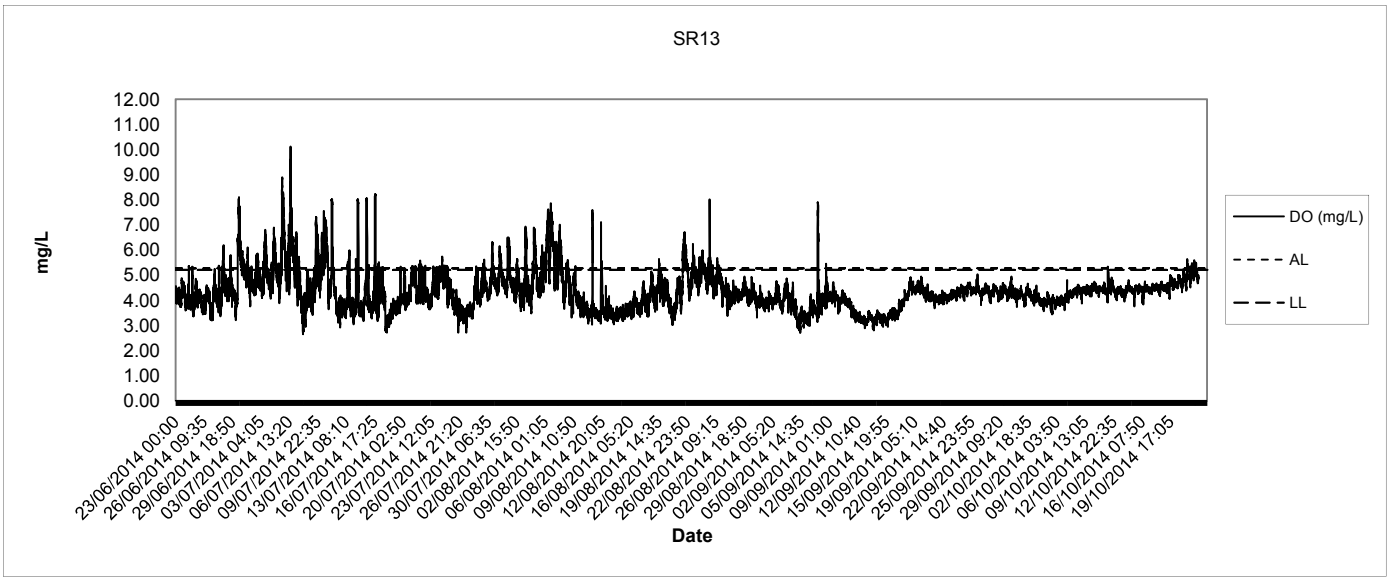

Ammonia-N
24-hr Water Quality Monitoring

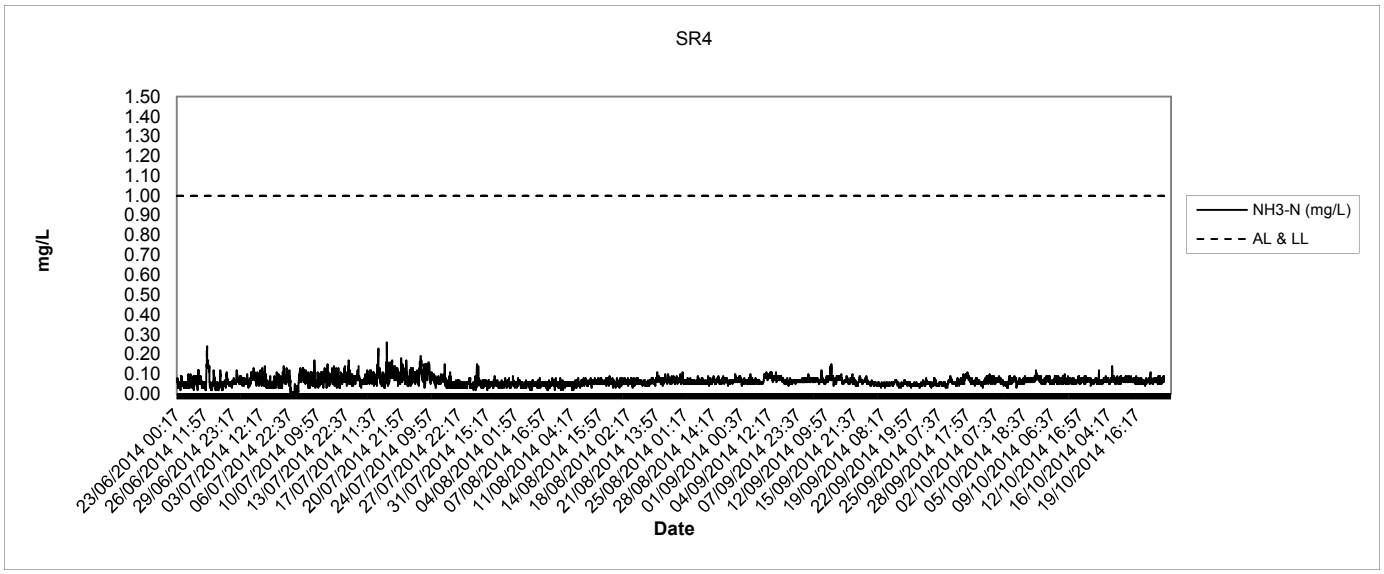

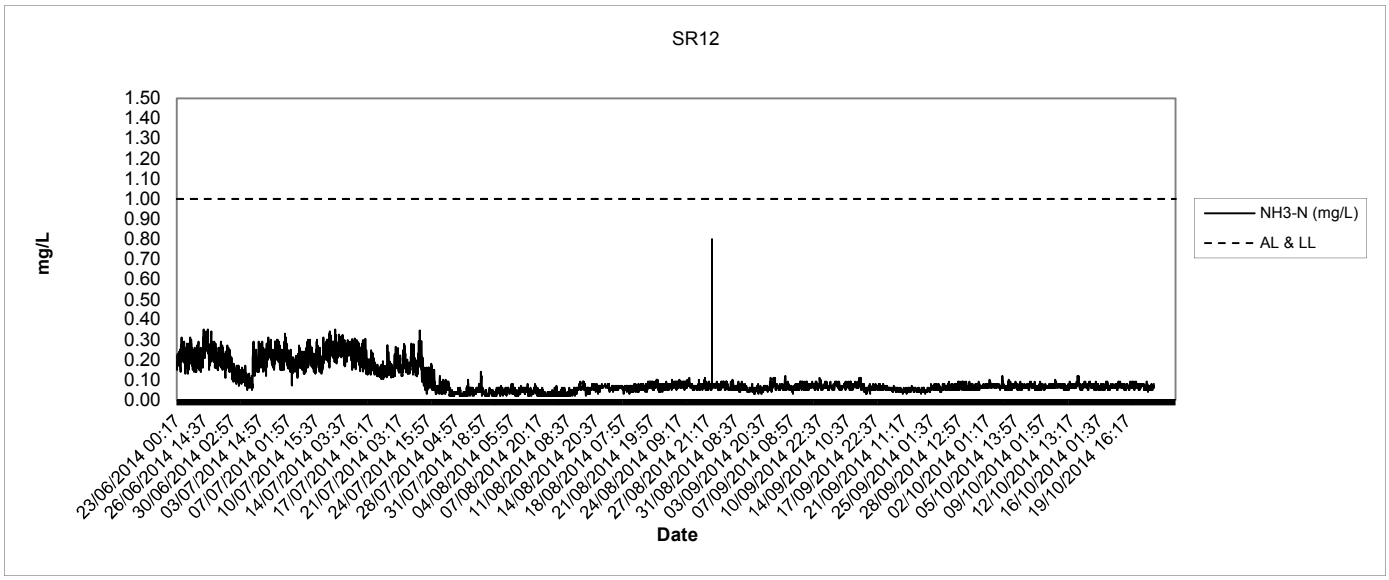

MATERIALAB CONSULTANTS LIMITED
Fugro Development Centre,
5 Lok Yi Street,
17 M.S. Castle Peak Road,
Tai Lam, Tuen Mun, N.T., Hong Kong.
Tel : (852)-24508238
Fax : (852)-24508032
Email : mcl@fugro.com.hk

Appendix H

Event and Action Plans

The copyright of this document is owned by MateriaLab Consultants Ltd. It may not be reproduced except with prior written approval from the Company.

Typical Event and Action Plan for Water Quality for Construction Phase

Event	Action			
	ET Leader	**IEC**	**ER**	**Contractor**
Action Level				
Exceedance for one sample	1. Repeat in-situ measurement to confirm finding; 2. Identify source(s) of impact; 3. Inform IEC and Contractor; 4. Check monitoring data, all plant, equipment and Contractor's working methods; 5. Discuss mitigation measures with IEC and Contractor; and 6. Repeat measurement on next day of exceedance.	1. Discuss with ET and Contractor on the mitigation measures; 2. Review proposals on mitigation measures submitted by Contractor and advise the ER accordingly; and 3. Assess the effectiveness of the implemented mitigation measures.	1. Discuss with IEC on the 2. proposed mitigation measures; and 3. Make agreement on the mitigation measures to be implemented.	1. Inform the ER and confirm notification of the non-compliance in writing; 2. Rectify unacceptable practice; 3. Check all plant and equipment; 4. Consider changes of working methods; 5. Discuss with ET and IEC and propose mitigation measures to IEC and ER; and 6. Implement the agreed mitigation measures.
Exceedance for two or more consecutive samples	1. Repeat in-situ measurement to confirm finding; 2. Identify source(s) of impact; 3. Inform IEC and Contractor; 4. Check monitoring data, all plant, equipment and Contractor's working methods; 5. Discuss mitigation measures with IEC and Contractor; 6. Ensure mitigation measures are implemented; 7. Prepare to increase the monitoring frequency to daily; and 8. Repeat measurement on next day of exceedance.	1. Discuss with ET and Contractor on the mitigation measures; 2. Review proposals on mitigation measures submitted by Contractor and advise the ER accordingly; and 3. Assess the effectiveness of the implemented mitigation measures.	1. Discuss with IEC on the proposed mitigation measures; 2. Make agreement on the mitigation measures to be implemented; and 3. Assess the effectiveness of the implemented mitigation measures.	1. Inform the ER and confirm notification of the non-compliance in writing; 2. Rectify unacceptable practice; 3. Check all plant and equipment; 4. Consider changes of working methods; 5. Discuss with ET and IEC and propose mitigation measures to IEC and ER within 3 working days; and 6. Implement the agreed mitigation measures.
Exceedance for two or more consecutive samples	1. Repeat in-situ measurement to confirm finding; 2. Identify source(s) of impact; 3. Inform IEC and Contractor; 4. Check monitoring data, all plant, equipment and Contractor's working methods; 5. Discuss mitigation measures with IEC and Contractor; 6. Ensure mitigation measures are implemented; 7. Prepare to increase the monitoring frequency to daily; and 8. Repeat measurement on next day of exceedance.	1. Discuss with ET and Contractor on the mitigation measures; 2. Review proposals on mitigation measures submitted by Contractor and advise the ER accordingly; and 3. Assess the effectiveness of the implemented mitigation measures.	1. Discuss with IEC on the proposed mitigation measures; 2. Make agreement on the mitigation measures to be implemented; and 3. Assess the effectiveness of the implemented mitigation measures.	1. Inform the ER and confirm notification of the non-compliance in writing; 2. Rectify unacceptable practice; 3. Check all plant and equipment; 4. Consider changes of working methods; 5. Discuss with ET and IEC and propose mitigation measures to IEC and ER within 3 working days; and 6. Implement the agreed mitigation measures.
Limit Level				
Exceedance for one sample	1. Repeat in-situ measurement to confirm finding; 2. Identify source(s) of impact; 3. Inform IEC, Contractor and EPD, if the exceedance is recorded at Fish Culture Zone, AFCD should be informed. If the exceedance is recorded at WSD Flushing Water intakes, WSD should be informed; 4. Check monitoring data, all plant, equipment	1. Discuss with ET and Contractor on the mitigation measures; 2. Review proposals on mitigation measures submitted by Contractor and advise the ER accordingly; and 3. Assess the effectiveness of the implemented mitigation measures.	1. Discuss with IEC, ET and Contractor on the proposed mitigation measures; and 2. Request Contractor to critically review the working methods; 3. Make agreement on the mitigation measures to be implemented; and 4. Assess the effectiveness of the implemented mitigation measures.	1. Inform the ER and confirm notification of the non-compliance in writing; 2. Rectify unacceptable practice; 3. Check all plant and equipment; 4. Consider changes of working methods; 5. Discuss with ET and IEC and ER and propose mitigation measures to IEC and ER within 3 working days; and 6. Implement the agreed mitigation measures.

Event	Action			
	ET Leader	**IEC**	**ER**	**Contractor**
	and Contractor's working methods; 5. Discuss mitigation measures with IEC, ER and Contractor; 6. Ensure mitigation measures are implemented; and 7. Increase the monitoring frequency to daily until no exceedance of Limit level.			
Exceedance for two or more consecutive samples	1. Repeat in-situ measurement to confirm finding; 2. Identify source(s) of impact; 3. Inform IEC, Contractor and EPD, if the exceedance is recorded at Fish Culture Zone, AFCD should be informed. If the exceedance is recorded at WSD Flushing Water intakes, WSD should be informed; 4. Check monitoring data, all plant, equipment and Contractor's working methods; 5. Discuss mitigation measures with IEC, ER and Contractor; 6. Ensure mitigation measures are implemented; and 7. Increase the monitoring frequency to daily until no exceedance of Limit level for two consecutive days.	1. Discuss with ET and Contractor on the mitigation measures; 2. Review proposals on mitigation measures submitted by Contractor and advise the ER accordingly; and 3. Assess the effectiveness of the implemented mitigation measures.	1. Discuss with IEC, ET and Contractor on the proposed mitigation measures; and 2. Request Contractor to critically review the working methods; 3. Make agreement on the mitigation measures to be implemented; 4. Assess the effectiveness of the implemented mitigation measures; and 5. Consider and instruct, if necessary, the Contractor to slow down or to stop all or part of the marine work until no exceedance of Limit Level.	1. Inform the ER and confirm notification of the non-compliance in writing; 2. Rectify unacceptable practice; 3. Check all plant and equipment; 4. Consider changes of working methods; 5. Discuss with ET and IEC and ER and propose mitigation measures to IEC and ER within 3 working days; 6. Implement the agreed mitigation measures; and 7. As directed by the ER, to slow down or to stop all or part of the marine work or construction activities.

Event and Action Plan for 24-hour Water Quality Monitoring

Event	Action			
	ET Leader	Contractor	ER	IEC
Action Level				
On Action Level exceedance of turbidity or DO (mg/L) (over a period of 30-minute), or exceedance of ammonia (mg/L) (over a period of 60-minute). Notification is sent to ET, Contractor, ER, EPD, AFCD and WSD automatically via email	1. Check data and determine if the exceedance was due to equipment problem. If so, fix the problem within 1 working day. Continue monitoring 2. Carry out investigation as soon as possible after identification of exceedance. Check monitoring data (including data from regular water quality), all plant, equipment and Contractor's working methods; 3. Report the initial investigation results to the Contractor within 24 hours of identification of exceedance. Advise contractor if exceedance may be due to contractor's construction works. 4. Conduct water quality monitoring at the mariculture/ WSD flushing water intake station with exceedance recorded and gradient stations in vicinity within 18 hours of identification of exceedance if the exceedance may be due to the works. Parameters to monitor include DO (mg/L), turbidity and SS. 5. Report the monitoring data to the Contractor within 48 hours of identification of exceedance. Advise contractor if exceedance is due to contractor's construction works. 6. Discuss mitigation measures with IEC, ER and Contractor within 2 working days of submission of the investigation results. 7. Ensure mitigation measures are implemented; 8. Closely monitor the concerned 24-hr station.	1. Check all plant and equipment; 2. Consider changes of working methods; 3. Rectify unacceptable practice; 4. Submit the monitoring data and results of the investigation to IEC and ER within 48 hours of the identification of an exceedance Inform EPD, AFCD and WSD of the results; 5. Discuss with ET, IEC and ER and propose mitigation measures to IEC and ER within 2 working days of submission of the investigation results; 6. Implement the agreed mitigation measures within reasonable time scale	1. Request Contractor to critically review the working methods; 2. Discuss with IEC, ET and Contractor on the proposed mitigation measures; 3. Ensure remedial measures are properly implemented 4. Assess the effectiveness of the implemented mitigation measures	1. Check monitoring data submitted by ET 2. Confirm ET assessment if exceedance is due /not due to the works 3. Discuss with ET, ER and Contractor on the mitigation measures 4. Review proposals on mitigation measures submitted by Contractor and advise the ER accordingly 5. Assess the effectiveness of the implemented mitigation measures
Limit Level				
On Limit Level exceedance of turbidity or DO (mg/L) (over a period of 30-minute or exceedance of ammonia (mg/L) (over a period of 60-minute). Notification is sent to ET, Contractor, ER, EPD, AFCD and	1. Check data and determine if the exceedance was due to equipment problem. If so, fix the problem within 1 working day. Continue monitoring 2. Carry out investigation as soon as possible after identification of exceedance. Check monitoring data (including data from regular water quality), all plant, equipment and Contractor's working methods;	1. Check all plant and equipment; 2. Consider changes of working methods; 3. Rectify unacceptable practice; 4. Submit the monitoring data and results of the investigation to IEC and ER within 48 hours of the identification of an exceedance Inform EPD, AFCD and WSD of the results; 5. Discuss with ET, IEC and ER and propose mitigation measures to IEC and ER within	1. Request Contractor to critically review the working methods; 2. Discuss with IEC, ET and Contractor on the proposed mitigation measures; 3. Ensure remedial measures are properly implemented 4. Assess the effectiveness of the implemented mitigation measures; 5. Consider and instruct, if necessary, the Contractor to slow down or to stop all or	1. Check monitoring data submitted by ET 2. Confirm ET assessment if exceedance is due /not due to the works 3. Discuss with ET, ER and Contractor on the mitigation measures 4. Review proposals on mitigation measures submitted by Contractor and advise the ER accordingly 5. Assess the effectiveness of the implemented mitigation measures

Event	Action			
	ET Leader	Contractor	ER	IEC
WSD automatically via email	3. Report the initial investigation results to the Contractor within 24 hours of identification of exceedance. Advise contractor if exceedance may be due to contractor's construction works. 4. Conduct water quality monitoring at the all monitoring stations within 18 hours of identification of exceedance if the exceedance may be due to the works. Parameters to monitor include DO (mg/L), turbidity and SS. 5. Report the monitoring data to the Contractor within 48 hours of identification of exceedance. Advise contractor if exceedance is due to contractor's construction works. 6. Discuss mitigation measures with IEC, ER and Contractor within 2 working days of submission of the investigation results. 7. Ensure mitigation measures are implemented; 8. Closely monitor the concerned 24-hr station.	2 working days of submission of the investigation results; 6. Implement the agreed mitigation measures within reasonable time scale; 7. As directed by ER, to slow down or stop all or part of the marine work or construction activities.	part of the marine work until no exceedance of Limit Level.	

MATERIALAB CONSULTANTS LIMITED
Fugro Development Centre,
5 Lok Yi Street,
17 M.S. Castle Peak Road,
Tai Lam, Tuen Mun, N.T., Hong Kong.
Tel : (852)-24508238
Fax : (852)-24508032
Email : mcl@fugro.com.hk

Appendix I

Details of Notification of Exceedances

The copyright of this document is owned by MateriaLab Consultants Ltd. It may not be reproduced except with prior written approval from the Company.

MATERIALAB CONSULTANTS LIMITED
Fugro Development Centre,
5 Lok Yi Street,
17 M.S. Castle Peak Road,
Tai Lam, Tuen Mun, N.T., Hong Kong.
Tel : (852)-24508238
Fax : (852)-24508032
Email : mcl@fugro.com.hk

Report No.: 0394/13/ED/0192B

Routine Impact Monitoring

The copyright of this document is owned by MateriaLab Consultants Ltd. It may not be reproduced except with prior written approval from the Company.

MATERIALAB CONSULTANTS LIMITED
Fugro Development Centre,
5 Lok Yi Street,
17 M.S. Castle Peak Road,
Tai Lam, Tuen Mun, N.T., Hong Kong.
Tel : (852)-24508238
Fax : (852)-24508032
Email : mcl@fugro.com.hk

MaterialLab

Interim Notification of Environmental Quality Limits Exceedances
Impact Water Quality Monitoring

Incident Report on Action Level or Limit Level Non-compliance

Reference No.:	20140923 /IM/SR1
Project:	CV/2013/04 - Providing Sufficient Water Depth for Kwai Tsing Container Basin and its Approach Channel
Date:	23 / 9 /2014
Time: (hh:mm)	Mid-Flood: 15:52 Mid-Ebb: 13:26
Monitoring Location:	SR1 – Near Hong Kong Garden, WSD Flushing Water Intake
Action Level / Limit Level:	DO (S&M): 2/2 mg/L; NH3-N: <1/<1 mg/L ; DO (B): 2/2 mg/L; Turbidity: <10/<10 NTU; Total Suspended Solids : <10/<10 mg/L _____ : _____/_____mg/L

Measured Level of Exceeded Parameters: (tick / fill in / circle as appropriate)	Mid-Food:		Mid-Ebb:	
	DO (S&M): _____AL / LL	DO (B): _____AL / LL	DO (S&M): _____AL / LL	DO (B): _____AL / LL
	Turbidity: _____AL / LL	NH3-N(In-situ): _____AL / LL	Turbidity: _____AL / LL	NH3-N(In-situ): _____AL / LL
	NH3-N(Lab): _____AL / LL	TSS : 10 AL / (LL)	NH3-N(Lab): _____AL / LL	_____ : _____AL / LL

Action taken / to be taken: (tick / fill in as appropriate)

Inspection:
- ☑ Silt curtain in proper condition
- ☑ Dredging rate within accepted rate
- ☑ Monitoring equipment is checked and confirmed without problem.
- ☐ Others: _____

Possible reason for Action or Limit Level Non-compliance: (tick / fill in as appropriate)

	DO(S&M)	DO(B)	Turbidity	NH3-N	TSS
☑ Change of ambient condition or influence in the vicinity, not Project related					✓
Findings / Evidences					
☐ Station at Upstream Location at ME					
☐ Upstream Control Station ( ) exceeded AL/LL					
☑ No increasing / ~~decreasing (for DO)~~ trend across the Project at MF	Upstream: _____( )mg/L Downstream: ( )mg/L	Upstream: _____( )mg/L Downstream: ( )mg/L	Upstream: _____( )NTU Downstream: ( )NTU	Upstream: _____( )mg/L Downstream: ( )mg/L	Upstream: 5 mg/L (G6) Downstream: 4 mg/L (G3)
☐ No Dredging Works carried out.					
☐ Others					

The copyright of this document is owned by MaterialLab Consultants Ltd. It may not be reproduced except with prior written approval from the Company.

MATERIALAB CONSULTANTS LIMITED
Fugro Development Centre,
5 Lok Yi Street,
17 M.S. Castle Peak Road,
Tai Lam, Tuen Mun, N.T., Hong Kong.
Tel : (852)-24508238
Fax : (852)-24508032
Email : mcl@fugro.com.hk

MaterialLab

Remarks: (tick / fill in as appropriate)	Repeat In-situ measurement was done. Mid-Flood: DO (S&M): _____ DO (B): _____ Turbidity: _____ NH3-N: _____ _____ : _____ _____ : _____ Mid-Ebb: DO (S&M): _____ DO (B): _____ Turbidity: _____ NH3-N: _____ _____ : _____ _____ : _____ ☑ Dredging works conducted at Portion D / / of the Project. According to Contractor, dredged rate was 3500/ / / m^3/day at Portion D / / respectively. ☐ _____

Prepared by: Cyrus Lai

Signature:

Date (dd/mm/yyyy): 03 / 11 / 2014

Certified by: Colin Yung
Designation: Environmental Team Leader

Signature:

Notes;
- Abbreviation:
AL - Action Level
DO (B) - Dissolved Oxygen (Bottom)
DO (S&M) - Dissolved Oxygen (Surface & Middle)
LL - Limit Level
ME - Mid Ebb
MF - Mid Flood
NH3-N (In-situ) - Ammoniacal Nitrogen (In-situ results)
NH3-N (Lab) - Ammoniacal Nitrogen (Laboratory results)
TIN (In-situ) - Total Inorganic Nitrogen (In-situ results)
TIN (Lab) - Total Inorganic Nirogen (Laboratory results)
TSS - Total Suspended Solids
- Wet Season: April to October; Dry Season: November to March

The copyright of this document is owned by MaterialLab Consultants Ltd. It may not be reproduced except with prior written approval from the Company.

MATERIALAB CONSULTANTS LIMITED
Fugro Development Centre,
5 Lok YI Street,
17 M.S. Castle Peak Road,
Tai Lam, Tuen Mun, N.T., Hong Kong.
Tel : (852)-24508238
Fax : (852)-24508032
Email : mcl@fugro.com.hk

MaterialLab

Interim Notification of Environmental Quality Limits Exceedances
Impact Water Quality Monitoring

Incident Report on Action Level or Limit Level Non-compliance

Reference No.:	20140923 /IM/SR2				
Project:	CV/2013/04 - Providing Sufficient Water Depth for Kwai Tsing Container Basin and its Approach Channel				
Date:	23 / 9 /2014				
Time: (hh:mm)	Mid-Flood: 16:33		Mid-Ebb: 12:30		
Monitoring Location:	SR2 – Casam, Gazetted Beach				
Action Level / Limit Level:	DO (S&M): 5.45/5.39 mg/L;		NH3-N: 0.21/0.24 mg/L ;		
	DO (B): 5.43/5.27 mg/L;		Turbidity: 6.7/10.1 NTU;		
	____ : ____ / ____ mg/L		____ : ____ / ____ mg/L		
Measured Level of exceeded parameters (tick / / fill in / circle as appropriate)	Mid-Food:		Mid-Ebb:		
	DO (S&M): ____ AL / LL	DO (B): 4.89 AL / (LL)	DO (S&M): 5.09 AL / (LL)	DO (B): 4.90 AL / (LL)	
	Turbidity: ____ AL / LL	NH3-N(In-situ): ____ AL / LL	Turbidity: ____ AL / LL	NH3-N(In-situ): ____ AL / LL	
	NH3-N(Lab): ____ AL / LL	____ : ____ AL / LL	NH3-N(Lab): ____ AL / LL	____ : ____ AL / LL	
Action taken / to be taken: (tick / fill in as appropriate)	Inspection: ☑ Silt curtain in proper condition ☑ Dredging rate within accepted rate ☑ Monitoring equipment is checked and confirmed without problem. ☐ Others: ____				
Possible reason for Action or Limit Level Non-compliance: (tick / fill in as appropriate)		DO(S&M)	DO(B)	Turbidity	NH3-N
	☑ Change of ambient condition or influence in the vicinity, not Project related	✓	✓		
	Findings / Evidences				
	☑ Station at Upstream Location at ME	✓	✓		
	☑ Upstream Control Station ( ) exceeded AL/LL	ME: 5.34mg/L (1)	MF: 4.34mg/L (2) ME: 4.86mg/L (1)		
	☐ No increasing / decreasing (for DO) trend across the Project at MF	Upstream: ____ ( )mg/L Downstream: ____ ( )mg/L	Upstream: ____ ( )mg/L Downstream: ____ ( )mg/L	Upstream: ____ ( )NTU Downstream: ____ ( )NTU	Upstream: ____ ( )mg/L Downstream: ____ ( )mg/L
	☐ No Dredging Works carried out.				
	☐ Others				

The copyright of this document is owned by MaterialLab Consultants Ltd. It may not be reproduced except with prior written approval from the Company.

MATERIALAB CONSULTANTS LIMITED
Fugro Development Centre,
5 Lok Yi Street,
17 M.S. Castle Peak Road,
Tai Lam, Tuen Mun, N.T., Hong Kong.
Tel : (852)-24508238
Fax : (852)-24508032
Email : mcl@fugro.com.hk

Remarks: (tick / fill in as appropriate)	Repeat In-situ measurement was done. Mid-Flood: DO (S&M): _____ DO (B): 4.90 Turbidity: _____ NH3-N: _____ _____ : _____ _____ : _____ Mid-Ebb: DO (S&M): 5.10 DO (B): 4.91 Turbidity: _____ NH3-N: _____ _____ : _____ _____ : _____ ☑ Dredging works conducted at Portion D / / of the Project. According to Contractor, dredged rate was 3500 / / m^3/day at Portion D / / respectively. ☐ _____

Certified by: Cyrus Lai
Signature:
Date (dd/mm/yyyy): 24 / 09 / 2014

Certified by: Colin Yung
Designation: Environmental Team Leader
Signature: _____

Notes;
- Abbreviation:
AL - Action Level
DO (B) - Dissolved Oxygen (Bottom)
DO (S&M) - Dissolved Oxygen (Surface & Middle)
LL - Limit Level
ME - Mid Ebb
MF - Mid Flood
NH3-N (In-situ) - Ammoniacal Nitrogen (In-situ results)
NH3-N (Lab) - Ammoniacal Nitrogen (Laboratory results)
TIN (In-situ) - Total Inorganic Nitrogen (In-situ results)
TIN (Lab) - Total Inorganic Nirogen (Laboratory results)
TSS - Total Suspended Solids
- Wet Season: April to October; Dry Season: November to March

The copyright of this document is owned by MateriaLab Consultants Ltd. It may not be reproduced except with prior written approval from the Company.

MATERIALAB CONSULTANTS LIMITED
Fugro Development Centre,
5 Lok Yi Street,
17 M.S. Castle Peak Road,
Tai Lam, Tuen Mun, N.T., Hong Kong.
Tel : (852)-24508238
Fax : (852)-24508032
Email : mcl@fugro.com.hk

MaterialLab

Interim Notification of Environmental Quality Limits Exceedances
Impact Water Quality Monitoring

Incident Report on Action Level or Limit Level Non-compliance

Reference No.:	20140923 /IM/SR3						
Project:	CV/2013/04 - Providing Sufficient Water Depth for Kwai Tsing Container Basin and its Approach Channel						
Date:	23 / 9 / 2014						
Time: (hh:mm)	Mid-Flood: 17:01		Mid-Ebb: 11:58				
Monitoring Location:	SR3 –Approach, Gazetted Beach						
Action Level / Limit Level:	DO (S&M): 5.45/5.39 mg/L; DO (B): 5.43/5.27 mg/L; : / mg/L		NH3-N: 0.21/0.24 mg/L ; Turbidity: 6.7/10.1 NTU; : / mg/L				
Measured Level of exceeded arameters (ick / / fill in / circle as appropriate)	Mid-Food:				Mid-Ebb:		
	DO (S&M): ____AL / LL	DO (B): 5.10 AL (LL)			DO (S&M): 4.99 AL (LL)	DO (B): 4.86 AL (LL)	
	Turbidity: ____AL / LL	NH3-N(In-situ): ____AL / LL			Turbidity: ____AL / LL	NH3-N(In-situ): ____AL / LL	
	NH3-N(Lab): ____AL / LL	____: ____AL / LL			NH3-N(Lab): ____AL / LL	____: ____AL / LL	
Action taken / to be taken: (tick / fill in as appropriate)	Inspection: ☑ Silt curtain in proper condition ☑ Dredging rate within accepted rate ☑ Monitoring equipment is checked and confirmed without problem. ☐ Others:						
Possible reason for Action or Limit Level Non-compliance: (tick / fill in as appropriate)		DO(S&M)	DO(B)	Turbidity	NH3-N		
	☑ Change of ambient condition or influence in the vicinity, not Project related	✓	✓				
	Findings / Evidences						
	☐ Station at Upstream Location at ME	✓	✓				
	☑ Upstream Control Station ( ) exceeded AL/LL	ME: 5.34mg/L(C1)	MF: 4.34mg/L(C2) ME: 4.86mg/L(C1)				
	☐ No increasing / decreasing (for DO) trend across the Project at MF	Upstream: ____( )mg/L Downstream: ____( )mg/L	Upstream: ____( )mg/L Downstream: ____( )mg/L	Upstream: ____( )NTU Downstream: ____( )NTU	Upstream: ____( )mg/L Downstream: ____( )mg/L		
	☐ No Dredging Works carried out.						
	☐ Others						

The copyright of this document is owned by MaterialLab Consultants Ltd. It may not be reproduced except with prior written approval from the Company.

MATERIALAB CONSULTANTS LIMITED
Fugro Development Centre,
5 Lok Yi Street,
17 M.S. Castle Peak Road,
Tai Lam, Tuen Mun, N.T., Hong Kong.
Tel : (852)-24508238
Fax : (852)-24508032
Email : mcl@fugro.com.hk

Remarks: (tick / fill in as appropriate)	Repeat In-situ measurement was done. Mid-Flood: DO (S&M): 5.09 DO (B): _____ Turbidity: _____ NH3-N: _____ _____ : _____ _____ : _____ Mid-Ebb: DO (S&M): 5.00 DO (B): 4.87 Turbidity: _____ NH3-N: _____ _____ : _____ _____ : _____ ☑ Dredging works conducted at Portion D / ___ / ___ of the Project. According to Contractor, dredged rate was 3500 / ___ / ___ m^3/day at Portion D / ___ / ___ respectively. ☐ _____

Certified by: Cyrus Lai
Signature:
Date (dd/mm/yyyy): 24 / 09 / 2014

Certified by: Colin Yung
Designation: Environmental Team Leader
Signature: CL

Notes;
- Abbreviation:
AL - Action Level
DO (B) - Dissolved Oxygen (Bottom)
DO (S&M) - Dissolved Oxygen (Surface & Middle)
LL - Limit Level
ME - Mid Ebb
MF - Mid Flood
NH3-N (In-situ) - Ammoniacal Nitrogen (In-situ results)
NH3-N (Lab) - Ammoniacal Nitrogen (Laboratory results)
TIN (In-situ) - Total Inorganic Nitrogen (In-situ results)
TIN (Lab) - Total Inorganic Nirogen (Laboratory results)
TSS - Total Suspended Solids
- Wet Season: April to October; Dry Season: November to March

The copyright of this document is owned by MaterialLab Consultants Ltd. It may not be reproduced except with prior written approval from the Company.

MATERIALAB CONSULTANTS LIMITED
Fugro Development Centre,
5 Lok Yi Street,
17 M.S. Castle Peak Road,
Tai Lam, Tuen Mun, N.T., Hong Kong.
Tel : (852)-24508238
Fax : (852)-24508032
Email : mcl@fugro.com.hk

MaterialLab

Interim Notification of Environmental Quality Limits Exceedances
Impact Water Quality Monitoring

Incident Report on Action Level or Limit Level Non-compliance

Reference No.:	20140923 /IM/SR4
Project:	CV/2013/04 - Providing Sufficient Water Depth for Kwai Tsing Container Basin and its Approach Channel
Date:	23 / 9 /2014
Time: (hh:mm)	Mid-Flood: 07:24 Mid-Ebb: 11:42
Monitoring Location:	SR4 – Tsuen Wan, WSD Flushing Water Intake
Action Level / Limit Level:	DO (S&M): 2/2 mg/L; NH3-N: <1/<1 mg/L ; DO (B): 2/2 mg/L; Turbidity: <10/<10 NTU; Total Suspended Solids : <10/<10 mg/L _____ : _____/_____mg/L

Measured Level of exceeded parameters: (tick / fill in / circle as appropriate)	Mid-Food:				Mid-Ebb:			
	DO (S&M): _____AL / LL	DO (B): _____AL / LL	DO (S&M): _____AL / LL	DO (B): _____AL / LL
	Turbidity: _____AL / LL	NH3-N(In-situ): _____AL / LL	Turbidity: _____AL / LL	NH3-N(In-situ): _____AL / LL
	NH3-N(Lab): _____AL / LL	_____ : _____AL / LL	NH3-N(Lab): _____AL / LL	TSS : 10 AL / LL

Action taken / to be taken: (tick / fill in as appropriate)

Inspection:
- ☑ Silt curtain in proper condition
- ☑ Dredging rate within accepted rate
- ☑ Monitoring equipment is checked and confirmed without problem.
- ☐ Others: _____

Possible reason for Action or Limit Level Non-compliance: (tick / fill in as appropriate)

	DO(S&M)	DO(B)	Turbidity	NH3-N	TSS
☑ Change of ambient condition or influence in the vicinity, not Project related					✓
Findings / Evidences					
☑ Station at Upstream Location at ME					✓
☑ Upstream Control Station ( ) exceeded AL/LL					ME : 11mg/L (C)
☐ No increasing / decreasing (for DO) trend across the Project at MF	Upstream: _____( )mg/L Downstream: _____( )mg/L	Upstream: _____( )mg/L Downstream: _____( )mg/L	Upstream: _____( )NTU Downstream: _____( )NTU	Upstream: _____( )mg/L Downstream: _____( )mg/L	
☐ No Dredging Works carried out.					
☐ Others					

The copyright of this document is owned by MaterialLab Consultants Ltd. It may not be reproduced except with prior written approval from the Company.

MATERIALAB CONSULTANTS LIMITED
Fugro Development Centre,
5 Lok Yi Street,
17 M.S. Castle Peak Road,
Tai Lam, Tuen Mun, N.T., Hong Kong.
Tel : (852)-24508238
Fax : (852)-24508032
Email : mcl@fugro.com.hk

MaterialLab

Remarks: (tick / fill in as appropriate)	Repeat In-situ measurement was done. Mid-Flood: DO (S&M): _____ DO (B): _____ Turbidity: _____ NH3-N: _____ : _____ : _____ : _____ Mid-Ebb: DO (S&M): _____ DO (B): _____ Turbidity: _____ NH3-N: _____ : _____ : _____ : _____ ☑ Dredging works conducted at Portion D / / of the Project. According to Contractor, dredged rate was 3500 / / m^3/day at Portion D / / respectively. ☐ _____

Prepared by: Cyrus Lai

Signature:

Date (dd/mm/yyyy): 03 / 11 / 2014

Certified by: Colin Yung
Designation: Environmental Team Leader

Signature: CL

Notes;
- Abbreviation:
AL - Action Level
DO (B) - Dissolved Oxygen (Bottom)
DO (S&M) - Dissolved Oxygen (Surface & Middle)
LL - Limit Level
ME - Mid Ebb
MF - Mid Flood
NH3-N (In-situ) - Ammoniacal Nitrogen (In-situ results)
NH3-N (Lab) - Ammoniacal Nitrogen (Laboratory results)
TIN (In-situ) - Total Inorganic Nitrogen (In-situ results)
TIN (Lab) - Total Inorganic Nirogen (Laboratory results)
TSS - Total Suspended Solids
- Wet Season: April to October; Dry Season: November to March

The copyright of this document is owned by MaterialLab Consultants Ltd. It may not be reproduced except with prior written approval from the Company.

MATERIALAB CONSULTANTS LIMITED
Fugro Development Centre,
5 Lok Yi Street,
17 M.S. Castle Peak Road,
Tai Lam, Tuen Mun, N.T., Hong Kong.
Tel : (852)-24508238
Fax : (852)-24508032
Email : mcl@fugro.com.hk

MateriaLab

Interim Notification of Environmental Quality Limits Exceedances
Impact Water Quality Monitoring

Incident Report on Action Level or Limit Level Non-compliance

Reference No.:	20140923 /IM/SR5 a
Project:	CV/2013/04 - Providing Sufficient Water Depth for Kwai Tsing Container Basin and its Approach Channel
Date:	23 / 9 / 2014
Time: (hh:mm)	Mid-Flood: 16:13 Mid-Ebb: 13:02
Monitoring Location:	SR5 – Ma Wan FCZ
Action Level / Limit Level:	DO (S&M): 5.45/5.39 mg/L; Turbidity: 6.7/10.1 NTU; DO (B): 5.43/5.27 mg/L; TIN 0.45/0.50(wet season) or 0.36/0.39(dry season) mg/L : / mg/L : / mg/L

Measured Level of exceeded parameters (tick / / fill in / circle as appropriate)	Mid-Food:				Mid-Ebb:			
	DO (S&M):	AL / LL	DO (B):	AL / LL	DO (S&M):	AL / LL	DO (B):	AL / LL
	Turbidity:	AL / LL	TIN(in-situ):	1.20 AL / LL	Turbidity:	AL / LL	TIN(in-situ):	1.25 AL / LL
	TIN(Lab):	AL / LL	:	AL / LL	TIN(Lab):	AL / LL	:	AL / LL

Action taken / to be taken: (tick / fill in as appropriate)

Inspection:
- ☑ Silt curtain in proper condition
- ☑ Dredging rate within accepted rate
- ☑ Monitoring equipment is checked and confirmed without problem.
- ☐ Others: _____

Possible reason for Action or Limit Level Non-compliance: (tick / fill in as appropriate)

	DO(S&M)	DO(B)	Turbidity	TIN	
☑ Change of ambient condition or influence in the vicinity, not Project related				✓	
Findings / Evidences					
☑ Station at Upstream Location at ME				✓	
☑ Upstream Control Station (organizational station for TIN) exceeded AL/LL				MF: 0.69 mg/L (G6) ME: 1.08 mg/L (G1)	
☐ No increasing / decreasing (for DO) trend across the Project at MF	Upstream: ( )mg/L Downstream: ( )mg/L	Upstream: ( )mg/L Downstream: ( )mg/L	Upstream: ( )NTU Downstream: ( )NTU	Upstream: ( )mg/L Downstream: ( )mg/L	
☐ No Dredging Works carried out.					
☐ Others					

The copyright of this document is owned by MateriaLab Consultants Ltd. It may not be reproduced except with prior written approval from the Company.

MATERIALAB CONSULTANTS LIMITED
Fugro Development Centre,
5 Lok Yi Street,
17 M.S. Castle Peak Road,
Tai Lam, Tuen Mun, N.T., Hong Kong.
Tel : (852)-24508238
Fax : (852)-24508032
Email : mcl@fugro.com.hk

MaterialLab

Remarks: (tick / fill in as appropriate)	Repeat In-situ measurement was done. Mid-Flood: DO (S&M): ____ DO (B): ____ Turbidity: ____ TIN: 1.17 ____ : ____ ____ : ____ Mid-Ebb: DO (S&M): ____ DO (B): ____ Turbidity: ____ TIN: 1.25 ____ : ____ ____ : ____ ☑ Dredging works conducted at Portion D / / of the Project. According to Contractor, dredged rate was 3500 / / m^3/day at Portion D / / respectively. ☑ No TIN exceedance was found in laboratory result. (Mid-Flood: 0.31 mg/L and Mid-Ebb: 0.30 mg/L)

Certified by: Cyrus Lai
Signature:
Date (dd/mm/yyyy): 24 / 09 / 2014

Certified by: Colin Yung
Designation: Environmental Team Leader
Signature:

Notes;
- Abbreviation:
AL - Action Level
DO (B) - Dissolved Oxygen (Bottom)
DO (S&M) - Dissolved Oxygen (Surface & Middle)
LL - Limit Level
ME - Mid Ebb
MF - Mid Flood
NH3-N (In-situ) - Ammoniacal Nitrogen (In-situ results)
NH3-N (Lab) - Ammoniacal Nitrogen (Laboratory results)
TIN (In-situ) - Total Inorganic Nitrogen (In-situ results)
TIN (Lab) - Total Inorganic Nirogen (Laboratory results)
TSS - Total Suspended Solids
- Wet Season: April to October; Dry Season: November to March

The copyright of this document is owned by MaterialLab Consultants Ltd. It may not be reproduced except with prior written approval from the Company.

MATERIALAB CONSULTANTS LIMITED
Fugro Development Centre,
5 Lok Yi Street,
17 M.S. Castle Peak Road,
Tai Lam, Tuen Mun, N.T., Hong Kong.
Tel : (852)-24508238
Fax : (852)-24508032
Email : mcl@fugro.com.hk

Interim Notification of Environmental Quality Limits Exceedances
Impact Water Quality Monitoring

Incident Report on Action Level or Limit Level Non-compliance

Reference No.:	20140923 /IM/SR6
Project:	CV/2013/04 - Providing Sufficient Water Depth for Kwai Tsing Container Basin and its Approach Channel
Date:	23 / 9 / 2014
Time: (hh:mm)	Mid-Flood: 18:28 Mid-Ebb: 0:44
Monitoring Location:	SR6 – Kau Yi Chau, Corals
Action Level / Limit Level:	DO (S&M): 6.11/6.02 mg/L; Turbidity: 2.9/4.8 NTU; DO (B): 6.11/6.04 mg/L; _____ : _____ / _____ mg/L _____ : _____ / _____ mg/L

Measured Level of exceeded parameters (tick / / fill in / circle as appropriate)	Mid-Food:		Mid-Ebb:	
	DO (S&M): 6.01 AL / (LL)	DO (B): 5.45 AL / (LL)	DO (S&M): 6.02 (AL) / LL	DO (B): 5.62 AL / (LL)
	Turbidity: _____ AL / LL	_____ : _____ AL / LL	Turbidity: _____ AL / LL	_____ : _____ AL / LL
	_____ : _____ AL / LL	_____ : _____ AL / LL	_____ : _____ AL / LL	_____ : _____ AL / LL

Action taken / to be taken: (tick / fill in as appropriate)

Inspection:
- ☑ Silt curtain in proper condition
- ☑ Dredging rate within accepted rate
- ☑ Monitoring equipment is checked and confirmed without problem.
- ☐ Others: _____

Possible reason for Action or Limit Level Non-compliance: (tick / fill in as appropriate)

	DO(S&M)	DO(B)	Turbidity		
☑ Change of ambient condition or influence in the vicinity, not Project related	✓	✓			
Findings / Evidences					
☐ Station at Upstream Location at ME					
☑ Upstream Control Station ( ) exceeded AL/LL	MF: 5.27mg/L(C2) ME: 5.34mg/L(C1)	MF: 4.34mg/L(C2) ME: 4.86mg/L(C1)			
☐ No increasing / decreasing (for DO) trend across the Project at MF	Upstream: _____ ( )mg/L Downstream: _____ ( )mg/L	Upstream: _____ ( )mg/L Downstream: _____ ( )mg/L	Upstream: _____ ( )NTU Downstream: _____ ( )NTU		
☐ No Dredging Works carried out.					
☐ Others					

The copyright of this document is owned by MaterialLab Consultants Ltd. It may not be reproduced except with prior written approval from the Company.

MATERIALAB CONSULTANTS LIMITED
Fugro Development Centre,
5 Lok Yi Street,
17 M.S. Castle Peak Road,
Tai Lam, Tuen Mun, N.T., Hong Kong.
Tel : (852)-24508238
Fax : (852)-24508032
Email : mcl@fugro.com.hk

Remarks: (tick / fill in as appropriate)	Repeat In-situ measurement was done. Mid-Flood: DO (S&M): 6.00 : ____ DO (B): 5.46 : ____ Turbidity: ____ : ____ Mid-Ebb: DO (S&M): 6.02 : ____ DO (B): 5.61 : ____ Turbidity: ____ : ____ ☑ Dredging works conducted at Portion D / ___ / ___ of the Project. According to Contractor, dredged rate was 3500 / ___ / ___ m^3/day at Portion D / ___ / ___ respectively. ☐ ____

Certified by: Cyrus Lai
Signature:
Date (dd/mm/yyyy): 24 / 09 / 2014

Certified by: Colin Yung
Designation: Environmental Team Leader
Signature: ____

Notes;
- Abbreviation:
AL - Action Level
DO (B) - Dissolved Oxygen (Bottom)
DO (S&M) - Dissolved Oxygen (Surface & Middle)
LL - Limit Level
ME - Mid Ebb
MF - Mid Flood
NH3-N (In-situ) - Ammoniacal Nitrogen (In-situ results)
NH3-N (Lab) - Ammoniacal Nitrogen (Laboratory results)
TIN (In-situ) - Total Inorganic Nitrogen (In-situ results)
TIN (Lab) - Total Inorganic Nirogen (Laboratory results)
TSS - Total Suspended Solids
- Wet Season: April to October; Dry Season: November to March

The copyright of this document is owned by MaterialLab Consultants Ltd. It may not be reproduced except with prior written approval from the Company.

MATERIALAB CONSULTANTS LIMITED
Fugro Development Centre,
5 Lok Yi Street,
17 M.S. Castle Peak Road,
Tai Lam, Tuen Mun, N.T., Hong Kong.
Tel : (852)-24508238
Fax : (852)-24508032
Email : mcl@fugro.com.hk

Interim Notification of Environmental Quality Limits Exceedances
Impact Water Quality Monitoring

Incident Report on Action Level or Limit Level Non-compliance

Reference No.:	20140923 /IM/SR7						
Project:	CV/2013/04 - Providing Sufficient Water Depth for Kwai Tsing Container Basin and its Approach Channel						
Date:	23 / 9 / 2014						
Time: (hh:mm)	Mid-Flood: 18:58 Mid-Ebb: 10:00						
Monitoring Location:	SR7 – Green Island, Corals						
Action Level / Limit Level:	DO (S&M): 6.11/6.02 mg/L; Turbidity: 2.9/4.8 NTU; DO (B): 6.11/6.04 mg/L; ____ : ____ / ____ mg/L ____ : ____ / ____ mg/L						
Measured Level of exceeded parameters (tick / / fill in / circle as appropriate)	Mid-Food:				Mid-Ebb:		
	DO (S&M): 5.84 AL / (LL)	DO (B): 5.30 AL / (LL)			DO (S&M): 5.44 (AL) / LL	DO (B): 5.42 AL / (LL)	
	Turbidity: ____ AL / LL	____ : ____ AL / LL			Turbidity: ____ AL / LL	____ : ____ AL / LL	
	____ : ____ AL / LL	____ : ____ AL / LL			____ : ____ AL / LL	____ : ____ AL / LL	
Action taken / to be taken: (tick / fill in as appropriate)	Inspection: ☑ Silt curtain in proper condition ☑ Dredging rate within accepted rate ☑ Monitoring equipment is checked and confirmed without problem. ☐ Others: ____						
Possible reason for Action or Limit Level Non-compliance: (tick / fill in as appropriate)		DO(S&M)	DO(B)	Turbidity			
	☑ Change of ambient condition or influence in the vicinity, not Project related	✓	✓				
		Findings / Evidences					
	☑ Station at Upstream Location at MF	✓	✓				
	☑ Upstream Control Station ( ) exceeded AL/LL	MF: 5.27 mg/L (C2) ME: 5.34 mg/L (C1)	MF: 4.34 mg/L (C2) ME: 4.86 mg/L (C1)				
	☑ No ~~increasing~~ / decreasing (for DO) trend across the Project at ME	Upstream: 4.89 (92)mg/L Downstream: 6.11 (96)mg/L	Upstream: 4.58 (92)mg/L Downstream: 4.94 (96)mg/L	Upstream: ____ ( )NTU Downstream: ____ ( )NTU			
	☐ No Dredging Works carried out.						
	☐ Others						

The copyright of this document is owned by MateriaLab Consultants Ltd. It may not be reproduced except with prior written approval from the Company.

MATERIALAB CONSULTANTS LIMITED
Fugro Development Centre,
5 Lok Yi Street,
17 M.S. Castle Peak Road,
Tai Lam, Tuen Mun, N.T., Hong Kong.
Tel : (852)-24508238
Fax : (852)-24508032
Email : mcl@fugro.com.hk

Remarks: (tick / fill in as appropriate)	Repeat In-situ measurement was done. Mid-Flood: DO (S&M): 5.84 ; ____ DO (B): 5.30 ; ____ Turbidity: ____ ; ____ Mid-Ebb: DO (S&M): 5.44 ; ____ DO (B): 5.41 ; ____ Turbidity: ____ ; ____ ☑ Dredging works conducted at Portion D / / of the Project. According to Contractor, dredged rate was 3500 / / m^3/day at Portion D / / respectively. ☐

Certified by: Colin Yung

Signature:

Date (dd/mm/yyyy): 24 / 09 / 2014

Certified by: Colin Yung
Designation: Environmental Team Leader

Signature:

Notes;
- Abbreviation:
AL - Action Level
DO (B) - Dissolved Oxygen (Bottom)
DO (S&M) - Dissolved Oxygen (Surface & Middle)
LL - Limit Level
ME - Mid Ebb
MF - Mid Flood
NH3-N (In-situ) - Ammoniacal Nitrogen (In-situ results)
NH3-N (Lab) - Ammoniacal Nitrogen (Laboratory results)
TIN (In-situ) - Total Inorganic Nitrogen (In-situ results)
TIN (Lab) - Total Inorganic Nirogen (Laboratory results)
TSS - Total Suspended Solids
- Wet Season: April to October; Dry Season: November to March

The copyright of this document is owned by MaterialLab Consultants Ltd. It may not be reproduced except with prior written approval from the Company.

MATERIALAB CONSULTANTS LIMITED
Fugro Development Centre,
5 Lok Yi Street,
17 M.S. Castle Peak Road,
Tai Lam, Tuen Mun, N.T., Hong Kong.
Tel : (852)-24508238
Fax : (852)-24508032
Email : mcl@fugro.com.hk

Interim Notification of Environmental Quality Limits Exceedances
Impact Water Quality Monitoring

Incident Report on Action Level or Limit Level Non-compliance

Reference No.:	20140923 /IM/SR8					
Project:	CV/2013/04 - Providing Sufficient Water Depth for Kwai Tsing Container Basin and its Approach Channel					
Date:	23 / 9 / 2014					
Time: (hh:mm)	Mid-Flood: 16:48 Mid-Ebb: 12:32					
Monitoring Location:	SR8 – Shek Kok Tsui, Corals					
Action Level / Limit Level:	DO (S&M): 6.11/6.02 mg/L; Turbidity: 2.9/4.8 NTU; DO (B): 6.11/6.04 mg/L; _____ : ____/____ mg/L _____ : ____/____ mg/L _____ : ____/____ mg/L					
Measured Level of exceeded parameters (tick / / fill in / circle as appropriate)	Mid-Food:			Mid-Ebb:		
	DO (S&M): 5.85 AL / (LL)	DO (B): 5.29 AL / (LL)		DO (S&M): 6.03 (AL) / LL	DO (B): 5.34 AL / (LL)	
	Turbidity: _____ AL / LL	_____ : _____ AL / LL		Turbidity: _____ AL / LL	_____ : _____ AL / LL	
	_____ : _____ AL / LL	_____ : _____ AL / LL		_____ : _____ AL / LL	_____ : _____ AL / LL	
Action taken / to be taken: (tick / fill in as appropriate)	Inspection: ☑ Silt curtain in proper condition ☑ Dredging rate within accepted rate ☑ Monitoring equipment is checked and confirmed without problem. ☐ Others: _____					

Possible reason for Action or Limit Level Non-compliance: (tick / fill in as appropriate)	DO(S&M)	DO(B)	Turbidity		
☑ Change of ambient condition or influence in the vicinity, not Project related	✓	✓			
	Findings / Evidences				
☑ Station at Upstream Location at MF	✓	✓			
☑ Upstream Control Station ( ) exceeded AL/LL	MF: 5.37mg/L (C2) ME: 5.34mg/L (C1)	MF: 4.34mg/L (C2) ME: 4.86mg/L (C1)			
☑ No ~~increasing~~ / decreasing (for DO) trend across the Project at ME	Upstream: 4.89 (G2) mg/L Downstream: 6.11 (G6) mg/L	Upstream: 4.58 (G2) mg/L Downstream: 4.94 (G6) mg/L	Upstream: _____ ( ) NTU Downstream: _____ ( ) NTU		
☐ No Dredging Works carried out.					
☐ Others					

The copyright of this document is owned by MaterialLab Consultants Ltd. It may not be reproduced except with prior written approval from the Company.

MATERIALAB CONSULTANTS LIMITED
Fugro Development Centre,
5 Lok Yi Street,
17 M.S. Castle Peak Road,
Tai Lam, Tuen Mun, N.T., Hong Kong.
Tel : (852)-24508238
Fax : (852)-24508032
Email : mcl@fugro.com.hk

Remarks: (tick / fill in as appropriate)	Repeat In-situ measurement was done. Mid-Flood: DO (S&M): 5.86 : ____ DO (B): 5.29 : ____ Turbidity: ____ : ____ Mid-Ebb: DO (S&M): 6.03 : ____ DO (B): 5.35 : ____ Turbidity: ____ : ____ ☑ Dredging works conducted at Portion D / ___ / ___ of the Project. According to Contractor, dredged rate was 3500 / ___ / ___ m^3/day at Portion D / ___ / ___ respectively. ☐ ____

Certified by: Cyrus Lo
Signature:
Date (dd/mm/yyyy): 24 / 09 / 2014

Certified by: Colin Yung
Designation: Environmental Team Leader
Signature:

Notes;
- Abbreviation:
AL - Action Level
DO (B) - Dissolved Oxygen (Bottom)
DO (S&M) - Dissolved Oxygen (Surface & Middle)
LL - Limit Level
ME - Mid Ebb
MF - Mid Flood
NH3-N (In-situ) - Ammoniacal Nitrogen (In-situ results)
NH3-N (Lab) - Ammoniacal Nitrogen (Laboratory results)
TIN (In-situ) - Total Inorganic Nitrogen (In-situ results)
TIN (Lab) - Total Inorganic Nirogen (Laboratory results)
TSS - Total Suspended Solids
- Wet Season: April to October; Dry Season: November to March

The copyright of this document is owned by MaterialLab Consultants Ltd. It may not be reproduced except with prior written approval from the Company.

MATERIALAB CONSULTANTS LIMITED
Fugro Development Centre,
5 Lok Yi Street,
17 M.S. Castle Peak Road,
Tai Lam, Tuen Mun, N.T., Hong Kong.
Tel : (852)-24508238
Fax : (852)-24508032
Email : mcl@fugro.com.hk

MaterialLab

Interim Notification of Environmental Quality Limits Exceedances
Impact Water Quality Monitoring

Incident Report on Action Level or Limit Level Non-compliance

Reference No.:	20140923 /IM/SR9a
Project:	CV/2013/04 - Providing Sufficient Water Depth for Kwai Tsing Container Basin and its Approach Channel
Date:	23 / 9 /2013
Time: (hh:mm)	Mid-Flood: 17:31 Mid-Ebb: 11:30
Monitoring Location:	SR9 – Cheung Sha Wan FCZ
Action Level / Limit Level:	DO (S&M): 6.11/6.02 mg/L; TIN 0.37/0.49(wet season) or 0.22/0.29(dry season)mg/L DO (B): 6.11/6.04 mg/L; Turbidity: 2.9/4.8 NTU; ___ : ___ / ___ mg/L ___ : ___ / ___ mg/L

Measured Level of exceeded parameters (tick / / fill in / circle as appropriate)	Mid-Food:				Mid-Ebb:			
	DO (S&M):	___ AL / LL	DO (B):	6.08 (AL) / LL	DO (S&M):	5.76 AL / (LL)	DO (B):	5.30 AL / (LL)
	Turbidity:	___ AL / LL	TIN(In-situ):	1.01 AL (LL)	Turbidity:	___ AL / LL	TIN(In-situ):	1.07 AL / (LL)
	TIN(Lab):	___ AL / LL	___ :	___ AL / LL	TIN(Lab):	___ AL / LL	___ :	___ AL / LL

Action taken / to be taken: (tick / fill in as appropriate)

Inspection:
- ☑ Silt curtain in proper condition
- ☑ Dredging rate within accepted rate
- ☑ Monitoring equipment is checked and confirmed without problem.
- ☐ Others: ___

Possible reason for Action or Limit Level Non-compliance: (tick / fill in as appropriate)

	DO(S&M)	DO(B)	Turbidity	TIN	
☑ Change of ambient condition or influence in the vicinity, not Project related	✓	✓		✓	
Findings / Evidences					
☑ Station at Upstream Location at MF		✓		✓	
☑ Upstream Control Station (Graphical Presentation) exceeded AL/LL	ME: 5.34mg/L (C1)	MF: 4.34mg/L (C2) ME: 4.80mg/L (C1)		MF: 0.69mg/L (G2) ME: 1.08mg/L (G1)	
☑ No increasing / decreasing (for DO) trend across the Project at ME	Upstream: 4.89 (G2) mg/L Downstream: 6.11 (G6) mg/L	Upstream: 4.58 (G2) mg/L Downstream: 4.94 (G6) mg/L	Upstream: ___ ( ) NTU Downstream: ___ ( ) NTU	Upstream: ___ ( ) mg/L Downstream: ___ ( ) mg/L	
☐ No Dredging Works carried out.					
☐ Others					

The copyright of this document is owned by MaterialLab Consultants Ltd. It may not be reproduced except with prior written approval from the Company.

MATERIALAB CONSULTANTS LIMITED
Fugro Development Centre,
5 Lok Yi Street,
17 M.S. Castle Peak Road,
Tai Lam, Tuen Mun, N.T., Hong Kong.
Tel : (852)-24508238
Fax : (852)-24508032
Email : mcl@fugro.com.hk

MaterialLab

Remarks: (tick / fill in as appropriate)

Repeat in-situ measurement was done.

Mid-Flood:	DO (S&M):		DO (B):	6.09	Turbidity:	
	TIN:	0.99	:	:	:	:
Mid-Ebb:	DO (S&M):	5.77	DO (B):	5.30	Turbidity:	
	TIN:	1.05	:	:	:	:

☑ Dredging works conducted at Portion D / / of the Project. According to Contractor, dredged rate was 3500 / / m^3/day at Portion D / / respectively.

☑ No TIN exceedance was found in laboratory result (Mid-Flood: 0.12 and Mid-Ebb: 0.13)

Certified by: Cyrus Lai

Signature:

Date (dd/mm/yyyy): 24 / 09 / 2019

Certified by: Colin Yung
Designation: Environmental Team Leader

Signature:

Notes;
- Abbreviation:
AL - Action Level
DO (B) - Dissolved Oxygen (Bottom)
DO (S&M) - Dissolved Oxygen (Surface & Middle)
LL - Limit Level
ME - Mid Ebb
MF - Mid Flood
NH3-N (In-situ) - Ammoniacal Nitrogen (In-situ results)
NH3-N (Lab) - Ammoniacal Nitrogen (Laboratory results)
TIN (In-situ) - Total Inorganic Nitrogen (In-situ results)
TIN (Lab) - Total Inorganic Nirogen (Laboratory results)
TSS - Total Suspended Solids
- Wet Season: April to October; Dry Season: November to March

The copyright of this document is owned by MaterialLab Consultants Ltd. It may not be reproduced except with prior written approval from the Company.

MATERIALAB CONSULTANTS LIMITED
Fugro Development Centre,
5 Lok Yi Street,
17 M.S. Castle Peak Road,
Tai Lam, Tuen Mun, N.T., Hong Kong.
Tel : (852)-24508238
Fax : (852)-24508032
Email : mcl@fugro.com.hk

MaterialLab

Interim Notification of Environmental Quality Limits Exceedances
Impact Water Quality Monitoring

Incident Report on Action Level or Limit Level Non-compliance

Reference No.:	20140923 /IM/SR10a
Project:	CV/2013/04 - Providing Sufficient Water Depth for Kwai Tsing Container Basin and Its Approach Channel
Date:	23 / 9 / 2014
Time: (hh:mm)	Mid-Flood: 16:06 Mid-Ebb: 13:34
Monitoring Location:	SR10 – Lo Tik Wan FCZ
Action Level / Limit Level:	DO (S&M): 6.11/6.02 mg/L; TIN: 0.37/0.49(wet season) or 0.22/0.29(dry season) mg/L DO (B): 6.11/6.04 mg/L; Turbidity: 2.9/4.8 NTU; : / mg/L : / mg/L
Measured Level of exceeded parameters (tick / / fill in / circle as appropriate)	Mid-Food: DO (S&M): 5.83 AL / LL; DO (B): 4.97 AL / LL; Turbidity: AL / LL; TIN(In-situ): 1.01 AL / LL; TIN(Lab): AL / LL; : AL / LL Mid-Ebb: DO (S&M): 6.08 AL / LL; DO (B): 4.80 AL / LL; Turbidity: AL / LL; TIN(In-situ): 0.68 AL / LL; TIN(Lab): AL / LL; : AL / LL
Action taken / to be taken: (tick / fill in as appropriate)	Inspection: ☑ Silt curtain in proper condition ☑ Dredging rate within accepted rate ☑ Monitoring equipment is checked and confirmed without problem. ☐ Others:

Possible reason for Action or Limit Level Non-compliance: (tick / fill in as appropriate)		DO(S&M)	DO(B)	Turbidity	TIN	
	☑ Change of ambient condition or influence in the vicinity, not Project related	✓	✓		✓	
	Findings / Evidences					
	☑ Station at Upstream Location at MF	✓	✓		✓	
	☑ Upstream Control Station (or gradient station for TIN) exceeded AL/LL	MF: 5.27 mg/L (C2) ME: 5.34 mg/L (C1)	MF: 4.34 mg/L (C2) ME: 4.86 mg/L (C1)		ME: 1.08 mg/L (G1)	
	☑ No ~~increasing~~ / decreasing (for DO) trend across the Project at ME	Upstream: 4.89 (G2) mg/L Downstream: 6.11 (G6) mg/L	Upstream: 4.58 (G2) mg/L Downstream: 4.94 (G6) mg/L	Upstream: ( ) NTU Downstream: ( ) NTU	Upstream: ( ) mg/L Downstream: ( ) mg/L	
	☐ No Dredging Works carried out.					
	☐ Others					

The copyright of this document is owned by MaterialLab Consultants Ltd. It may not be reproduced except with prior written approval from the Company.

MATERIALAB CONSULTANTS LIMITED
Fugro Development Centre,
5 Lok Yi Street,
17 M.S. Castle Peak Road,
Tai Lam, Tuen Mun, N.T., Hong Kong.
Tel : (852)-24508238
Fax : (852)-24508032
Email : mcl@fugro.com.hk

MaterialLab

Remarks: (tick / fill in as appropriate)	Repeat In-situ measurement was done. Mid-Flood: DO (S&M): 5.81 DO (B): 4.99 Turbidity: ____ TIN: 0.97 ____ : ____ ____ : ____ Mid-Ebb: DO (S&M): 6.08 DO (B): 4.84 Turbidity: ____ TIN: 0.69 ____ : ____ ____ : ____ ☑ Dredging works conducted at Portion D / ___ / ___ of the Project. According to Contractor, dredged rate was 3500 / ___ / ___ m^3/day at Portion D / ___ / ___ respectively. ☑ No TIN exceedance was found of laboratory result. (Mid-Flood: 0.16 and Mid-Ebb : 0.16)

Certified by: Cyrus Lo

Signature:

Date (dd/mm/yyyy): 24 / 09 / 2014

Certified by: Colin Yung
Designation: Environmental Team Leader

Signature:

Notes;
- Abbreviation:
AL - Action Level
DO (B) - Dissolved Oxygen (Bottom)
DO (S&M) - Dissolved Oxygen (Surface & Middle)
LL - Limit Level
ME - Mid Ebb
MF - Mid Flood
NH3-N (In-situ) - Ammoniacal Nitrogen (In-situ results)
NH3-N (Lab) - Ammoniacal Nitrogen (Laboratory results)
TIN (In-situ) - Total Inorganic Nitrogen (In-situ results)
TIN (Lab) - Total Inorganic Nirogen (Laboratory results)
TSS - Total Suspended Solids
- Wet Season: April to October; Dry Season: November to March

The copyright of this document is owned by MaterialLab Consultants Ltd. It may not be reproduced except with prior written approval from the Company.

MATERIALAB CONSULTANTS LIMITED
Fugro Development Centre,
5 Lok Yi Street,
17 M.S. Castle Peak Road,
Tai Lam, Tuen Mun, N.T., Hong Kong.
Tel : (852)-24508238
Fax : (852)-24508032
Email : mcl@fugro.com.hk

MaterialLab

Interim Notification of Environmental Quality Limits Exceedances
Impact Water Quality Monitoring

Incident Report on Action Level or Limit Level Non-compliance

Reference No.:	20140923 /IM/SR11a
Project:	CV/2013/04 - Providing Sufficient Water Depth for Kwai Tsing Container Basin and its Approach Channel
Date:	23 / 9 / 2014
Time: (hh:mm)	Mid-Flood: 15:12 Mid-Ebb: 14:23
Monitoring Location:	SR11 – Sok Kwu Wan FCZ
Action Level / Limit Level:	DO (S&M): 6.11/6.02 mg/L; TIN: 0.37/0.49(wet season) or 0.22/0.29(dry season) mg/L DO (B): 6.11/6.04 mg/L; Turbidity: 2.9/4.8 NTU; ____ : ____ / ____ mg/L ____ : ____ / ____ mg/L
Measured Level of exceeded parameters (tick / / fill in / circle as appropriate)	Mid-Food: DO (S&M): 5.92 AL / LL; DO (B): 5.08 AL / LL Turbidity: ____ AL / LL; TIN(In-situ): 0.40 AL / LL TIN(Lab): ____ AL / LL; ____ : ____ AL / LL Mid-Ebb: DO (S&M): 5.80 AL / LL; DO (B): 5.28 AL / LL Turbidity: ____ AL / LL; TIN(In-situ): 0.41 AL / LL TIN(Lab): ____ AL / LL; ____ : ____ AL / LL
Action taken / to be taken: (tick / fill in as appropriate)	Inspection: ☑ Silt curtain in proper condition ☑ Dredging rate within accepted rate ☑ Monitoring equipment is checked and confirmed without problem. ☐ Others: ____

Possible reason for Action or Limit Level Non-compliance: (tick / fill in as appropriate)		DO(S&M)	DO(B)	Turbidity	TIN	
	☑ Change of ambient condition or influence in the vicinity, not Project related	✓	✓		✓	
	Findings / Evidences					
	☑ Station at Upstream Location at MF	✓	✓		✓	
	☑ Upstream Control Station (or gradient station A) exceeded AL/LL TIN	MF: 5.27 mg/L (C2) ME: 5.34 mg/L (C1)	MF: 4.34 mg/L (C2) ME: 4.86 mg/L (C1)		ME: 1.08 mg/L (G1)	
	☑ No ~~increasing~~ / decreasing (for DO) trend across the Project at ME	Upstream: 4.89 (G2) mg/L Downstream: 6.11 (G6) mg/L	Upstream: 4.58 (G2) mg/L Downstream: 4.94 (G6) mg/L	Upstream: ____ ( ) NTU Downstream: ____ ( ) NTU	Upstream: ____ ( ) mg/L Downstream: ____ ( ) mg/L	
	☐ No Dredging Works carried out.					
	☐ Others					

The copyright of this document is owned by MaterialLab Consultants Ltd. It may not be reproduced except with prior written approval from the Company.

MATERIALAB CONSULTANTS LIMITED
Fugro Development Centre,
5 Lok Yi Street,
17 M.S. Castle Peak Road,
Tai Lam, Tuen Mun, N.T., Hong Kong.
Tel : (852)-24508238
Fax : (852)-24508032
Email : mcl@fugro.com.hk

Remarks: (tick / fill in as appropriate)	Repeat In-situ measurement was done. Mid-Flood: DO (S&M): 5.91 DO (B): 5.08 Turbidity: _____ TIN: 0.41 _____ : _____ _____ : _____ Mid-Ebb: DO (S&M): 5.80 DO (B): 5.29 Turbidity: _____ TIN: 0.41 _____ : _____ _____ : _____ ☑ Dredging works conducted at Portion D / / of the Project. According to Contractor, dredged rate was 3500 / / m^3/day at Portion D / / respectively. ☑ No TIN exceedance was found at laboratory result. (Mid-Flood: 0.06 and Mid-Ebb: 0.05)

Certified by: Cyrus Lo
Signature:
Date (dd/mm/yyyy): 24 / 09 / 2014

Certified by: Colin Yung
Designation: Environmental Team Leader
Signature:

Notes;
- Abbreviation:
AL - Action Level
DO (B) - Dissolved Oxygen (Bottom)
DO (S&M) - Dissolved Oxygen (Surface & Middle)
LL - Limit Level
ME - Mid Ebb
MF - Mid Flood
NH3-N (In-situ) - Ammoniacal Nitrogen (In-situ results)
NH3-N (Lab) - Ammoniacal Nitrogen (Laboratory results)
TIN (In-situ) - Total Inorganic Nitrogen (In-situ results)
TIN (Lab) - Total Inorganic Nirogen (Laboratory results)
TSS - Total Suspended Solids
- Wet Season: April to October; Dry Season: November to March

The copyright of this document is owned by MaterialLab Consultants Ltd. It may not be reproduced except with prior written approval from the Company.

MATERIALAB CONSULTANTS LIMITED
Fugro Development Centre,
5 Lok Yi Street,
17 M.S. Castle Peak Road,
Tai Lam, Tuen Mun, N.T., Hong Kong.
Tel : (852)-24508238
Fax : (852)-24508032
Email : mcl@fugro.com.hk

MaterialLab

Interim Notification of Environmental Quality Limits Exceedances
Impact Water Quality Monitoring

Incident Report on Action Level or Limit Level Non-compliance

Reference No.:	20140923 /IM/SR12
Project:	CV/2013/04 - Providing Sufficient Water Depth for Kwai Tsing Container Basin and its Approach Channel
Date:	23 / 9 /2014
Time: (hh:mm)	Mid-Flood: 17:40 Mid-Ebb: 11:12
Monitoring Location:	SR12 – Tsing Yi, WSD Flushing Water Intake
Action Level / Limit Level:	DO (S&M): 2/2 mg/L; NH3-N: <1/<1 mg/L ; DO (B): 2/2 mg/L; Turbidity: <10/<10 NTU; Total Suspended Solids : <10/<10 mg/L _____ : _____/_____mg/L

Measured Level of exceeded parameters: (tick / fill in / circle as appropriate)	Mid-Food:				Mid-Ebb:			
	DO (S&M): _____AL / LL		DO (B): _____AL / LL		DO (S&M): _____AL / LL		DO (B): _____AL / LL	
	Turbidity: _____AL / LL		NH3-N(In-situ): _____AL / LL		Turbidity: _____AL / LL		NH3-N(In-situ): _____AL / LL	
	NH3-N(Lab): _____AL / LL		TSS : 13 AL (LL)		NH3-N(Lab): _____AL / LL		_____ : _____AL / LL	

Action taken / to be taken: (tick / fill in as appropriate)

Inspection:
- ☑ Silt curtain in proper condition
- ☑ Dredging rate within accepted rate
- ☑ Monitoring equipment is checked and confirmed without problem.
- ☐ Others: _____

Possible reason for Action or Limit Level Non-compliance: (tick / fill in as appropriate)

	DO(S&M)	DO(B)	Turbidity	NH3-N	TSS
☑ ~~Change of~~ ambient condition or influence in the vicinity, not Project related					
Findings / Evidences					
☐ Station at Upstream Location at ME					
☐ Upstream Control Station ( ) exceeded AL/LL					
☑ ~~No increasing / decreasing (for DO)~~ trend across the Project at MF	Upstream: _____( )mg/L Downstream: _____( )mg/L	Upstream: _____( )mg/L Downstream: _____( )mg/L	Upstream: _____( )NTU Downstream: _____( )NTU	Upstream: _____( )mg/L Downstream: _____( )mg/L	Upstream: 5mg/L (G6) Downstream: 4mg/L (G3)
☐ No Dredging Works carried out.					
☐ Others					

The copyright of this document is owned by MaterialLab Consultants Ltd. It may not be reproduced except with prior written approval from the Company.

MATERIALAB CONSULTANTS LIMITED
Fugro Development Centre,
5 Lok Yi Street,
17 M.S. Castle Peak Road,
Tai Lam, Tuen Mun, N.T., Hong Kong.
Tel : (852)-24508238
Fax : (852)-24508032
Email : mcl@fugro.com.hk

Remarks: (tick / fill in as appropriate)	Repeat In-situ measurement was done. Mid-Flood: DO (S&M): _____ DO (B): _____ Turbidity: _____ NH3-N: _____ : _____ : _____ Mid-Ebb: DO (S&M): _____ DO (B): _____ Turbidity: _____ NH3-N: _____ : _____ : _____ ☑ Dredging works conducted at Portion P / ___ / ___ of the Project. According to Contractor, dredged rate was 3500 / _____ / _____ m^3/day at Portion D / ___ / ___ respectively. ☐ _____

Prepared by: Cyrus Lai

Signature:

Date (dd/mm/yyyy): 03 / 11 / 2014

Certified by: Colin Yung
Designation: Environmental Team Leader

Signature:

Notes;
- Abbreviation:
AL - Action Level
DO (B) - Dissolved Oxygen (Bottom)
DO (S&M) - Dissolved Oxygen (Surface & Middle)
LL - Limit Level
ME - Mid Ebb
MF - Mid Flood
NH3-N (In-situ) - Ammoniacal Nitrogen (In-situ results)
NH3-N (Lab) - Ammoniacal Nitrogen (Laboratory results)
TIN (In-situ) - Total Inorganic Nitrogen (In-situ results)
TIN (Lab) - Total Inorganic Nirogen (Laboratory results)
TSS - Total Suspended Solids
- Wet Season: April to October; Dry Season: November to March

The copyright of this document is owned by MaterialLab Consultants Ltd. It may not be reproduced except with prior written approval from the Company.

MATERIALAB CONSULTANTS LIMITED
Fugro Development Centre,
5 Lok Yi Street,
17 M.S. Castle Peak Road,
Tai Lam, Tuen Mun, N.T., Hong Kong.
Tel : (852)-24508238
Fax : (852)-24508032
Email : mcl@fugro.com.hk

Interim Notification of Environmental Quality Limits Exceedances
Impact Water Quality Monitoring

Incident Report on Action Level or Limit Level Non-compliance

Reference No.:	20140923 /IM/SR13				
Project:	CV/2013/04 - Providing Sufficient Water Depth for Kwai Tsing Container Basin and its Approach Channel				
Date:	23 / 9 / 2014				
Time: (hh:mm)	Mid-Flood: 17:38		Mid-Ebb: 1:12		
Monitoring Location:	SR13 – EMSD Cooling Water Intake for Kwai Chung Hospital				
Action Level / Limit Level:	DO (S&M): 5.31/5.22 mg/L; DO (B): 5.29/5.12 mg/L; : / mg/L		Turbidity: 13.1/15.7 NTU; : / mg/L : / mg/L		
Measured Level of exceeded parameters (tick / / fill in / circle as appropriate)	Mid-Food:		Mid-Ebb:		
	DO (S&M): 5.15 AL / (LL)	DO (B): 4.50 AL / (LL)	DO (S&M): 6.43 AL / (LL)	DO (B): 4.24 AL / (LL)	
	Turbidity: AL / LL	: AL / LL	Turbidity: AL / LL	: AL / LL	
	: AL / LL	: AL / LL	: AL / LL	: AL / LL	
Action taken / to be taken: (tick / fill in as appropriate)	Inspection: ☑ Silt curtain in proper condition ☑ Dredging rate within accepted rate ☑ Monitoring equipment is checked and confirmed without problem. ☐ Others:				

Possible reason for Action or Limit Level Non-compliance: (tick / fill in as appropriate)	DO(S&M)	DO(B)	Turbidity		
☑ Change of ambient condition or influence in the vicinity, not Project related	✓	✓			
Findings / Evidences					
☑ Station at Upstream Location at ME	✓	✓			
☑ Upstream Control Station ( ) exceeded AL/LL	MF: 5.27mg/L (C2)	MF: 4.24 mg/L (C2) ME: 4.86mg/L (C1)			
☐ No increasing / decreasing (for DO) trend across the Project at MF	Upstream: ( )mg/L Downstream: ( )mg/L	Upstream: ( )mg/L Downstream: ( )mg/L	Upstream: ( )NTU Downstream: ( )NTU		
☐ No Dredging Works carried out.					
☐ Others					

The copyright of this document is owned by MaterialLab Consultants Ltd. It may not be reproduced except with prior written approval from the Company.

MATERIALAB CONSULTANTS LIMITED
Fugro Development Centre,
5 Lok Yi Street,
17 M.S. Castle Peak Road,
Tal Lam, Tuen Mun, N.T., Hong Kong.
Tel : (852)-24508238
Fax : (852)-24508032
Email : mcl@fugro.com.hk

Remarks: (tick / fill in as appropriate)	Repeat In-situ measurement was done. Mid-Flood: DO (S&M): 5.16 : ____ DO (B): 4.50 : ____ Turbidity: ____ : ____ Mid-Ebb: DO (S&M): 4.42 : ____ DO (B): 4.24 : ____ Turbidity: ____ : ____ ☑ Dredging works conducted at Portion D / ___ / ___ of the Project. According to Contractor, dredged rate was 3500 / ___ / ___ m^3/day at Portion D / ___ / ___ respectively. ☐ ____

Certified by: Cyrus Lai

Signature:

Date (dd/mm/yyyy): 24 / 09 / 2014

Certified by: Colin Yung
Designation: Environmental Team Leader
Signature:

Notes;
- Abbreviation:
AL - Action Level
DO (B) - Dissolved Oxygen (Bottom)
DO (S&M) - Dissolved Oxygen (Surface & Middle)
LL - Limit Level
ME - Mid Ebb
MF - Mid Flood
NH3-N (In-situ) - Ammoniacal Nitrogen (In-situ results)
NH3-N (Lab) - Ammoniacal Nitrogen (Laboratory results)
TIN (In-situ) - Total Inorganic Nitrogen (In-situ results)
TIN (Lab) - Total Inorganic Nirogen (Laboratory results)
TSS - Total Suspended Solids
- Wet Season: April to October; Dry Season: November to March

The copyright of this document is owned by MaterialLab Consultants Ltd. It may not be reproduced except with prior written approval from the Company.

MATERIALAB CONSULTANTS LIMITED
Fugro Development Centre,
5 Lok Yi Street,
17 M.S. Castle Peak Road,
Tai Lam, Tuen Mun, N.T., Hong Kong.
Tel : (852)-24508238
Fax : (852)-24508032
Email : mcl@fugro.com.hk

MaterialLab

Interim Notification of Environmental Quality Limits Exceedances
Impact Water Quality Monitoring

Incident Report on Action Level or Limit Level Non-compliance

Reference No.:	20140925 /IM/SR1
Project:	CV/2013/04 - Providing Sufficient Water Depth for Kwai Tsing Container Basin and its Approach Channel
Date:	25/09/2014
Time: (hh:mm)	Mid-Flood: 8:50 Mid-Ebb: 11:00
Monitoring Location:	SR1 – Near Hong Kong Garden, WSD Flushing Water Intake
Action Level / Limit Level:	DO (S&M): 2/2 mg/L; NH3-N: <1/<1 mg/L ; DO (B): 2/2 mg/L; Turbidity: <10/<10 NTU; Total Suspended Solids : <10/<10 mg/L _____ : _____/_____mg/L

Measured Level of exceeded parameters: (tick / fill in / circle as appropriate)	Mid-Food:				Mid-Ebb:			
	DO (S&M):	_____AL / LL	DO (B):	_____AL / LL	DO (S&M):	_____AL / LL	DO (B):	_____AL / LL
	Turbidity:	_____AL / LL	NH3-N(In-situ):	_____AL / LL	Turbidity:	_____AL / LL	NH3-N(In-situ):	_____AL / LL
	NH3-N(Lab):	_____AL / LL	TSS :	12 AL / (LL)	NH3-N(Lab):	_____AL / LL	TSS :	11 AL / (LL)

Action taken / to be taken: (tick / fill in as appropriate)

Inspection:
- ☑ Silt curtain in proper condition
- ☑ Dredging rate within accepted rate
- ☑ Monitoring equipment is checked and confirmed without problem.
- ☐ Others: _____

Possible reason for Action or Limit Level Non-compliance: (tick / fill in as appropriate)

	DO(S&M)	DO(B)	Turbidity	NH3-N	TSS
☑ Change of ambient condition or influence in the vicinity, not Project related					✓
Findings / Evidences					
☑ Station at Upstream Location at ME					✓
☐ Upstream Control Station ( ) exceeded AL/LL					
☑ No increasing / decreasing (for ~~DO~~) trend across the Project at MF	Upstream: _____( )mg/L Downstream: ( )mg/L	Upstream: _____( )mg/L Downstream: _____( )mg/L	Upstream: _____( )NTU Downstream: _____( )NTU	Upstream: _____( )mg/L Downstream: _____( )mg/L	Upstream: 14mg/L (S5) Downstream: 5mg/L (S2)
☐ No Dredging Works carried out.					
☐ Others					

The copyright of this document is owned by MaterialLab Consultants Ltd. It may not be reproduced except with prior written approval from the Company.

MATERIALAB CONSULTANTS LIMITED
Fugro Development Centre,
5 Lok Yi Street,
17 M.S. Castle Peak Road,
Tai Lam, Tuen Mun, N.T., Hong Kong.
Tel : (852)-24508238
Fax : (852)-24508032
Email : mcl@fugro.com.hk

MateriaLab

Remarks: (tick / fill in as appropriate)	Repeat In-situ measurement was done. Mid-Flood: DO (S&M): _____ DO (B): _____ Turbidity: _____ NH3-N: _____ _____: _____ _____: _____ Mid-Ebb: DO (S&M): _____ DO (B): _____ Turbidity: _____ NH3-N: _____ _____: _____ _____: _____ ☑ Dredging works conducted at Portion A / D / ___ of the Project. According to Contractor, dredged rate was 2153 / 3000 / ___ m^3/day at Portion A / D / ___ respectively. (7mSHu) ☐ _____

Prepared by: Cyrus Lai

Signature:

Date (dd/mm/yyyy): 03 / 11 / 2014

Certified by: Colin Yung
Designation: Environmental Team Leader

Signature: [signature]

Notes;
- Abbreviation:
AL - Action Level
DO (B) - Dissolved Oxygen (Bottom)
DO (S&M) - Dissolved Oxygen (Surface & Middle)
LL - Limit Level
ME - Mid Ebb
MF - Mid Flood
NH3-N (In-situ) - Ammoniacal Nitrogen (In-situ results)
NH3-N (Lab) - Ammoniacal Nitrogen (Laboratory results)
TIN (In-situ) - Total Inorganic Nitrogen (In-situ results)
TIN (Lab) - Total Inorganic Nirogen (Laboratory results)
TSS - Total Suspended Solids
- Wet Season: April to October; Dry Season: November to March

The copyright of this document is owned by MateriaLab Consultants Ltd. It may not be reproduced except with prior written approval from the Company.

MATERIALAB CONSULTANTS LIMITED
Fugro Development Centre,
5 Lok Yi Street,
17 M.S. Castle Peak Road,
Tai Lam, Tuen Mun, N.T., Hong Kong.
Tel : (852)-24508238
Fax : (852)-24508032
Email : mcl@fugro.com.hk

Interim Notification of Environmental Quality Limits Exceedances
Impact Water Quality Monitoring

Incident Report on Action Level or Limit Level Non-compliance

Reference No.:	20140925 /IM/SR2						
Project:	CV/2013/04 - Providing Sufficient Water Depth for Kwai Tsing Container Basin and its Approach Channel						
Date:	25/09/2014						
Time: (hh:mm)	Mid-Flood: 8:20 Mid-Ebb: 11:30						
Monitoring Location:	SR2 – Casam, Gazetted Beach						
Action Level / Limit Level:	DO (S&M): 5.45/5.39 mg/L; DO (B): 5.43/5.27 mg/L; : / mg/L			NH3-N: 0.21/0.24 mg/L ; Turbidity: 6.7/10.1 NTU; : / mg/L			
Measured Level of exceeded parameters: (tick / fill in / circle as appropriate)	Mid-Flood:				Mid-Ebb:		
	DO (S&M): 5.33 AL / (LL)	DO (B): 4.96 AL / (LL)			DO (S&M): 5.10 AL / (LL)	DO (B): 4.61 AL / (LL)	
	Turbidity: ____ AL / LL	NH3-N(In-situ): ____ AL / LL			Turbidity: ____ AL / LL	NH3-N(In-situ): ____ AL / LL	
	NH3-N(Lab): ____ AL / LL	____ : ____ AL / LL			NH3-N(Lab): ____ AL / LL	____ : ____ AL / LL	
Action taken / to be taken: (tick / fill in as appropriate)	Inspection: ☑ Silt curtain in proper condition ☑ Dredging rate within accepted rate ☑ Monitoring equipment is checked and confirmed without problem. ☐ Others: ____						
Possible reason for Action or Limit Level Non-compliance: (tick / fill in as appropriate)		DO(S&M)	DO(B)	Turbidity	NH3-N		
	☑ Change of ambient condition or influence in the vicinity, not Project related	✓	✓				
		Findings / Evidences					
	☑ Station at Upstream Location at ME	✓	✓				
	☑ Upstream Control Station ( ) exceeded AL/LL	ME:5.22mg/L(C1)	MF:4.93mg/L(C2) ME:4.94mg/L(C1)				
	☑ ~~No increasing~~ / decreasing (for DO) trend across the Project at MF	Upstream: 5.61 (G6)mg/L Downstream: 5.62 (G2)mg/L	Upstream: ____ ( )mg/L Downstream: ( )mg/L	Upstream: ____ ( )NTU Downstream: ( )NTU	Upstream: ____ ( )mg/L Downstream: ( )mg/L		
	☐ No Dredging Works carried out.						
	☐ Others						

The copyright of this document is owned by MaterialLab Consultants Ltd. It may not be reproduced except with prior written approval from the Company.

MATERIALAB CONSULTANTS LIMITED
Fugro Development Centre,
5 Lok Yi Street,
17 M.S. Castle Peak Road,
Tai Lam, Tuen Mun, N.T., Hong Kong.
Tel : (852)-24508238
Fax : (852)-24508032
Email : mcl@fugro.com.hk

Remarks: (tick / fill in as appropriate)	Repeat In-situ measurement was done. Mid-Flood: DO (S&M): 5.33 DO (B): 4.97 Turbidity: ____ NH3-N: ____ : ____ : ____ Mid-Ebb: DO (S&M): 5.11 DO (B): 4.61 Turbidity: ____ NH3-N: ____ : ____ : ____ ☑ Dredging works conducted at Portion A / D / ____ of the Project. According to Contractor, dredged rate was 2153 / 3000 / ____ m^3/day at Portion A / D / ____ respectively. (cumulative) ☐ ____

Prepared by: Cyrus Lai

Signature:

Date (dd/mm/yyyy): 08 / 10 / 2014

Certified by: Colin Yung
Designation: Environmental Team Leader

Signature:

Notes;
- Abbreviation:
AL - Action Level
DO (B) - Dissolved Oxygen (Bottom)
DO (S&M) - Dissolved Oxygen (Surface & Middle)
LL - Limit Level
ME - Mid Ebb
MF - Mid Flood
NH3-N (In-situ) - Ammoniacal Nitrogen (In-situ results)
NH3-N (Lab) - Ammoniacal Nitrogen (Laboratory results)
TIN (In-situ) - Total Inorganic Nitrogen (In-situ results)
TIN (Lab) - Total Inorganic Nirogen (Laboratory results)
TSS - Total Suspended Solids
- Wet Season: April to October; Dry Season: November to March

The copyright of this document is owned by MaterialLab Consultants Ltd. It may not be reproduced except with prior written approval from the Company.

MATERIALAB CONSULTANTS LIMITED
Fugro Development Centre,
5 Lok Yi Street,
17 M.S. Castle Peak Road,
Tai Lam, Tuen Mun, N.T., Hong Kong.
Tel : (852)-24508238
Fax : (852)-24508032
Email : mcl@fugro.com.hk

MaterialLab

Interim Notification of Environmental Quality Limits Exceedances
Impact Water Quality Monitoring

Incident Report on Action Level or Limit Level Non-compliance

Reference No.:	20140925 /IM/SR3
Project:	CV/2013/04 - Providing Sufficient Water Depth for Kwai Tsing Container Basin and its Approach Channel
Date:	25/09/20015
Time: (hh:mm)	Mid-Flood: 8:10 Mid-Ebb: 11:40
Monitoring Location:	SR3 –Approach, Gazetted Beach
Action Level / Limit Level:	DO (S&M): 5.45/5.39 mg/L; NH3-N: 0.21/0.24 mg/L ; DO (B): 5.43/5.27 mg/L; Turbidity: 6.7/10.1 NTU; _____ : ____ / ____ mg/L _____ : ____ / ____ mg/L

Measured Level of exceeded parameters (tick / fill in / circle as appropriate)	Mid-Flood:		Mid-Ebb:	
	DO (S&M): ____ AL / LL	DO (B): 4.96 AL / (LL)	DO (S&M): 5.14 AL / (LL)	DO (B): 4.73 AL / (LL)
	Turbidity: ____ AL / LL	NH3-N(In-situ): ____ AL / LL	Turbidity: ____ AL / LL	NH3-N(In-situ): ____ AL / LL
	NH3-N(Lab): ____ AL / LL	____ : ____ AL / LL	NH3-N(Lab): ____ AL / LL	____ : ____ AL / LL

Action taken / to be taken: (tick / fill in as appropriate)

Inspection:
- ☑ Silt curtain in proper condition
- ☑ Dredging rate within accepted rate
- ☑ Monitoring equipment is checked and confirmed without problem.
- ☐ Others: _____

Possible reason for Action or Limit Level Non-compliance: (tick / fill in as appropriate)

	DO(S&M)	DO(B)	Turbidity	NH3-N	
☑ Change of ambient condition or influence in the vicinity, not Project related	✓	✓			
Findings / Evidences					
☑ Station at Upstream Location at ME	✓	✓			
☑ Upstream Control Station ( ) exceeded AL/LL	ME:5.22mg/L(C1)	MF:4.93mg/L(C2) ME:4.94mg/L(C1)			
☐ No increasing / decreasing (for DO) trend across the Project at MF	Upstream: ____ ( )mg/L Downstream: ____ ( )mg/L	Upstream: ____ ( )mg/L Downstream: ____ ( )mg/L	Upstream: ____ ( )NTU Downstream: ____ ( )NTU	Upstream: ____ ( )mg/L Downstream: ____ ( )mg/L	
☐ No Dredging Works carried out.					
☐ Others					

The copyright of this document is owned by MaterialLab Consultants Ltd. It may not be reproduced except with prior written approval from the Company.

MATERIALAB CONSULTANTS LIMITED
Fugro Development Centre,
5 Lok Yi Street,
17 M.S. Castle Peak Road,
Tai Lam, Tuen Mun, N.T., Hong Kong.
Tel : (852)-24508238
Fax : (852)-24508032
Email : mcl@fugro.com.hk

MaterialLab

Remarks: (tick / fill in as appropriate)	Repeat In-situ measurement was done. Mid-Flood: DO (S&M): _____ DO (B): 4.96 Turbidity: _____ NH3-N: _____ : _____ : _____ Mid-Ebb: DO (S&M): 5.14 DO (B): 4.73 Turbidity: _____ NH3-N: _____ : _____ : _____ ☑ Dredging works conducted at Portion A / D / ____ of the Project. According to Contractor, dredged rate was 2153 / 3000 / _____ m^3/day at Portion A / D / ____ respectively. (Insitu) ☐ _____

Prepared by: Cyrus Lai

Signature:

Date (dd/mm/yyyy): 08/10/2014

Certified by: Colin Yung
Designation: Environmental Team Leader

Signature: _____

Notes;
- Abbreviation:
AL - Action Level
DO (B) - Dissolved Oxygen (Bottom)
DO (S&M) - Dissolved Oxygen (Surface & Middle)
LL - Limit Level
ME - Mid Ebb
MF - Mid Flood
NH3-N (In-situ) - Ammoniacal Nitrogen (In-situ results)
NH3-N (Lab) - Ammoniacal Nitrogen (Laboratory results)
TIN (In-situ) - Total Inorganic Nitrogen (In-situ results)
TIN (Lab) - Total Inorganic Nirogen (Laboratory results)
TSS - Total Suspended Solids
- Wet Season: April to October; Dry Season: November to March

The copyright of this document is owned by MaterialLab Consultants Ltd. It may not be reproduced except with prior written approval from the Company.

MATERIALAB CONSULTANTS LIMITED
Fugro Development Centre,
5 Lok Yi Street,
17 M.S. Castle Peak Road,
Tai Lam, Tuen Mun, N.T., Hong Kong.
Tel : (852)-24508238
Fax : (852)-24508032
Email : mcl@fugro.com.hk

Interim Notification of Environmental Quality Limits Exceedances
Impact Water Quality Monitoring

Incident Report on Action Level or Limit Level Non-compliance

Reference No.:	20140925 /IM/SR5α
Project:	CV/2013/04 - Providing Sufficient Water Depth for Kwai Tsing Container Basin and its Approach Channel
Date:	25/09/2014
Time: (hh:mm)	Mid-Flood: 8:40 Mid-Ebb: 11:10
Monitoring Location:	SR5 – Ma Wan FCZ
Action Level / Limit Level:	DO (S&M): 5.45/5.39 mg/L; Turbidity: 6.7/10.1 NTU; DO (B): 5.43/5.27 mg/L; TIN 0.45/0.50(wet season) or 0.36/0.39(dry season)mg/L ____ : ____ / ____ mg/L ____ : ____ / ____ mg/L

Measured Level of exceeded parameters: (tick / fill in / circle as appropriate)

Mid-Flood:				Mid-Ebb:			
DO (S&M):	____ AL / LL	DO (B):	4.88 AL / (LL)	DO (S&M):	5.09 AL / (LL)	DO (B):	5.01 AL / (LL)
Turbidity:	7.0 (AL) / LL	TIN(In-situ):	0.83 AL / (LL)	Turbidity:	7.6 (AL) / LL	TIN(In-situ):	0.89 AL / (LL)
TIN(Lab):	____ AL / LL	____ :	____ AL / LL	TIN(Lab):	____ AL / LL	Words :	____ AL / LL

Action taken / to be taken: (tick / fill in as appropriate)

Inspection:
- ☑ Silt curtain in proper condition
- ☑ Dredging rate within accepted rate
- ☑ Monitoring equipment is checked and confirmed without problem.
- ☐ Others: _____

Possible reason for Action or Limit Level Non-compliance: (tick / fill in as appropriate)

	DO(S&M)	DO(B)	Turbidity	TIN	
☑ Change of ambient condition or influence in the vicinity, not Project related	✓	✓	✓	✓	
Findings / Evidences					
☑ Station at Upstream Location at ME	✓	✓	✓	✓	
☑ Upstream Control Station (or gradient station for TIN) exceeded AL/LL	ME:5.22mg/L(C1)	MF:4.93mg/L(C2) ME:4.94mg/L(C1)	MF:7.6NTU(C3) ME:7.6NTU(C1)	MF: 0.61 mg/L(G6) ME: 1.13 mg/L(G1)	
☑ No ~~increasing~~ / decreasing (for DO) trend across the Project at MF	Upstream: 5.61 (G6)mg/L Downstream: 5.62 (G1)mg/L	Upstream: ____ ( )mg/L Downstream: ____ ( )mg/L	Upstream: ____ ( )NTU Downstream: ____ ( )NTU	Upstream: ____ ( )mg/L Downstream: ____ ( )mg/L	
☐ No Dredging Works carried out.					
☐ Others					

The copyright of this document is owned by MaterialLab Consultants Ltd. It may not be reproduced except with prior written approval from the Company.

MATERIALAB CONSULTANTS LIMITED
Fugro Development Centre,
5 Lok Yi Street,
17 M.S. Castle Peak Road,
Tai Lam, Tuen Mun, N.T., Hong Kong.
Tel : (852)-24508238
Fax : (852)-24508032
Email : mcl@fugro.com.hk

MaterialLab

Remarks: (tick / fill in as appropriate)	Repeat In-situ measurement was done. Mid-Flood: DO (S&M): ____ DO (B): 4.88 Turbidity: 7.0 TIN: 0.83 ____ : ____ ____ : ____ Mid-Ebb: DO (S&M): 5.09 DO (B): 5.01 Turbidity: 7.6 TIN: 0.89 ____ : ____ ____ : ____ ☑ Dredging works conducted at Portion A / D / ____ of the Project. According to Contractor, dredged rate was 2153 / 3000 / ____ m^3/day at Portion A / D / ____ respectively. ☑ No TIN exceedance was found in laboratory results (Mid-Flood:0.40 and Mid-Ebb:0.39).

Prepared by: Cyrus Lai

Signature:

Date (dd/mm/yyyy): 03 / 11 / 2014

Certified by: Colin Yung
Designation: Environmental Team Leader

Signature: CL

Notes;
- Abbreviation:
AL - Action Level
DO (B) - Dissolved Oxygen (Bottom)
DO (S&M) - Dissolved Oxygen (Surface & Middle)
LL - Limit Level
ME - Mid Ebb
MF - Mid Flood
NH3-N (In-situ) - Ammoniacal Nitrogen (In-situ results)
NH3-N (Lab) - Ammoniacal Nitrogen (Laboratory results)
TIN (In-situ) - Total Inorganic Nitrogen (In-situ results)
TIN (Lab) - Total Inorganic Nirogen (Laboratory results)
TSS - Total Suspended Solids
- Wet Season: April to October; Dry Season: November to March

The copyright of this document is owned by MaterialLab Consultants Ltd. It may not be reproduced except with prior written approval from the Company.

MATERIALAB CONSULTANTS LIMITED
Fugro Development Centre,
5 Lok Yi Street,
17 M.S. Castle Peak Road,
Tai Lam, Tuen Mun, N.T., Hong Kong.
Tel : (852)-24508238
Fax : (852)-24508032
Email : mcl@fugro.com.hk

Interim Notification of Environmental Quality Limits Exceedances
Impact Water Quality Monitoring

Incident Report on Action Level or Limit Level Non-compliance

Reference No.:	20140925 /IM/SR6
Project:	CV/2013/04 - Providing Sufficient Water Depth for Kwai Tsing Container Basin and its Approach Channel
Date:	25/09/2014
Time: (hh:mm)	Mid-Flood: 6:30 Mid-Ebb: 13:30
Monitoring Location:	SR6 – Kau Yi Chau, Corals
Action Level / Limit Level:	DO (S&M): 6.11/6.02 mg/L; Turbidity: 2.9/4.8 NTU; DO (B): 6.11/6.04 mg/L; _____ : _____ / _____ mg/L _____ : _____ / _____ mg/L _____ : _____ / _____ mg/L

Measured Level of exceeded parameters (tick / fill in / circle as appropriate)	Mid-Flood:		Mid-Ebb:	
	DO (S&M): 5.28 AL (LL)	DO (B): 4.54 AL (LL)	DO (S&M): 5.80 AL / (LL)	DO (B): 4.83 AL (LL)
	Turbidity: _____ AL / LL	_____ : _____ AL / LL	Turbidity: _____ AL / LL	_____ : _____ AL / LL
	_____ : _____ AL / LL	_____ : _____ AL / LL	_____ : _____ AL / LL	_____ : _____ AL / LL

Action taken / to be taken: (tick / fill in as appropriate)

Inspection:
- ☑ Silt curtain in proper condition
- ☑ Dredging rate within accepted rate
- ☑ Monitoring equipment is checked and confirmed without problem.
- ☐ Others: _____

Possible reason for Action or Limit Level Non-compliance: (tick / fill in as appropriate)

	DO(S&M)	DO(B)	Turbidity		
☑ Change of ambient condition or influence in the vicinity, not Project related	✓	✓			
Findings / Evidences					
☐ Station at Upstream Location at ME					
☑ Upstream Control Station (or gradient station for TIN) exceeded AL/LL	MF:5.75mg/L(C2) ME:5.22mg/L(C1)	MF:4.93mg/L(C2) ME:4.94mg/L(C1)			
☐ No increasing / decreasing (for DO) trend across the Project at MF	Upstream: _____ ( )mg/L Downstream: ( )mg/L	Upstream: _____ ( )mg/L Downstream: ( )mg/L	Upstream: _____ ( )NTU Downstream: ( )NTU		
☐ No Dredging Works carried out.					
☐ Others					

The copyright of this document is owned by MaterialLab Consultants Ltd. It may not be reproduced except with prior written approval from the Company.

MATERIALAB CONSULTANTS LIMITED
Fugro Development Centre,
5 Lok Yi Street,
17 M.S. Castle Peak Road,
Tai Lam, Tuen Mun, N.T., Hong Kong.
Tel : (852)-24508238
Fax : (852)-24508032
Email : mcl@fugro.com.hk

MateriaLab

Remarks: (tick / fill in as appropriate)	Repeat In-situ measurement was done. Mid-Flood: DO (S&M): 5.28 DO (B): 4.54 Turbidity: ____ Mid-Ebb: DO (S&M): 5.80 DO (B): 4.83 Turbidity: ____ ☑ Dredging works conducted at Portion A / D / ____ of the Project. According to Contractor, dredged rate was 2153 / 3000 / ____ m³/day at Portion A / D / ____ respectively. (In situ) ☐

Prepared by: Cyrus Lai

Signature:

Date (dd/mm/yyyy): 08 / 10 / 2014

Certified by: Colin Yung
Designation: Environmental Team Leader

Signature: Cl

Notes;
- Abbreviation:
AL - Action Level
DO (B) - Dissolved Oxygen (Bottom)
DO (S&M) - Dissolved Oxygen (Surface & Middle)
LL - Limit Level
ME - Mid Ebb
MF - Mid Flood
NH3-N (In-situ) - Ammoniacal Nitrogen (In-situ results)
NH3-N (Lab) - Ammoniacal Nitrogen (Laboratory results)
TIN (In-situ) - Total Inorganic Nitrogen (In-situ results)
TIN (Lab) - Total Inorganic Nirogen (Laboratory results)
TSS - Total Suspended Solids
- Wet Season: April to October; Dry Season: November to March

The copyright of this document is owned by MateriaLab Consultants Ltd. It may not be reproduced except with prior written approval from the Company.

MATERIALAB CONSULTANTS LIMITED
Fugro Development Centre,
5 Lok Yi Street,
17 M.S. Castle Peak Road,
Tai Lam, Tuen Mun, N.T., Hong Kong.
Tel : (852)-24508238
Fax : (852)-24508032
Email : mcl@fugro.com.hk

Interim Notification of Environmental Quality Limits Exceedances
Impact Water Quality Monitoring

Incident Report on Action Level or Limit Level Non-compliance

Reference No.:	20140925 /IM/SR7							
Project:	CV/2013/04 - Providing Sufficient Water Depth for Kwai Tsing Container Basin and its Approach Channel							
Date:	25/09/2014							
Time: (hh:mm)	Mid-Flood: 6 :30 Mid-Ebb: 13 : 30							
Monitoring Location:	SR7 – Green Island, Corals							
Action Level / Limit Level:	DO (S&M): 6.11/6.02 mg/L; Turbidity: 2.9/4.8 NTU; DO (B): 6.11/6.04 mg/L; ____ : ____ / ____ mg/L ____ : ____ / ____ mg/L							
Measured Level of exceeded parameters: (tick / fill in / circle as appropriate)	Mid-Flood:				Mid-Ebb:			
	DO (S&M): 4.99 AL / (LL)	DO (B): 4.96 AL / (LL)			DO (S&M): 4.97 AL / (LL)	DO (B): 4.96 AL / (LL)		
	Turbidity: 6.2 AL / (LL)	____ : ____ AL / LL			Turbidity: 4.8 (AL) / LL	____ : ____ AL / LL		
	____ : ____ AL / LL	Words : ____ AL / LL			____ : ____ AL / LL	____ : ____ AL / LL		
Action taken / to be taken: (tick / fill in as appropriate)	Inspection: ☑ Silt curtain in proper condition ☑ Dredging rate within accepted rate ☑ Monitoring equipment is checked and confirmed without problem. ☐ Others: _____							
Possible reason for Action or Limit Level Non-compliance: (tick / fill in as appropriate)		DO(S&M)	DO(B)	Turbidity				
	☑ Change of ambient condition or influence in the vicinity, not Project related	✓	✓	✓				
		Findings / Evidences						
	☑ Station at Upstream Location at MF	✓	✓	✓				
	☑ Upstream Control Station ( ) exceeded AL/LL	MF:5.75mg/L(C2) ME:5.22mg/L(C1)	MF:4.93mg/L(C2) ME:4.94mg/L(C1)	MF:7.6mg/L(C3) ME:7.6mg/L(C1)				
	☐ No increasing / decreasing (for DO) trend across the Project at ME	Upstream: ____ ( )mg/L Downstream: ( )mg/L	Upstream: ____ ( )mg/L Downstream: ( )mg/L	Upstream: ____ ( )NTU Downstream: ( )NTU				
	☐ No Dredging Works carried out.							
	☐ Others							

The copyright of this document is owned by MaterieLab Consultants Ltd. It may not be reproduced except with prior written approval from the Company.

MATERIALAB CONSULTANTS LIMITED
Fugro Development Centre,
5 Lok Yi Street,
17 M.S. Castle Peak Road,
Tai Lam, Tuen Mun, N.T., Hong Kong.
Tel : (852)-24508238
Fax : (852)-24508032
Email : mcl@fugro.com.hk

MaterialLab

Remarks: (tick / fill in as appropriate)	Repeat In-situ measurement was done. Mid-Flood: DO (S&M): 4.99 ; ____ DO (B): 4.96 ; ____ Turbidity: 6.2 ; ____ Mid-Ebb: DO (S&M): 4.97 ; ____ DO (B): 4.96 ; ____ Turbidity: 4.8 ; ____ ☑ Dredging works conducted at Portion A / D / ____ of the Project. According to Contractor, dredged rate was 2153 / 3000 / _____ m^3/day at Portion A / D / ____ respectively. (In-situ) ☐ _____

Prepared by: Cyrus Lai
Signature:
Date (dd/mm/yyyy): 01 / 10 / 2014

Certified by: Colin Yung
Designation: Environmental Team Leader
Signature:

Notes;
- Abbreviation:
AL - Action Level
DO (B) - Dissolved Oxygen (Bottom)
DO (S&M) - Dissolved Oxygen (Surface & Middle)
LL - Limit Level
ME - Mid Ebb
MF - Mid Flood
NH3-N (In-situ) - Ammoniacal Nitrogen (In-situ results)
NH3-N (Lab) - Ammoniacal Nitrogen (Laboratory results)
TIN (In-situ) - Total Inorganic Nitrogen (In-situ results)
TIN (Lab) - Total Inorganic Nirogen (Laboratory results)
TSS - Total Suspended Solids
- Wet Season: April to October; Dry Season: November to March

The copyright of this document is owned by MaterialLab Consultants Ltd. It may not be reproduced except with prior written approval from the Company.

MATERIALAB CONSULTANTS LIMITED
Fugro Development Centre,
5 Lok Yi Street,
17 M.S. Castle Peak Road,
Tai Lam, Tuen Mun, N.T., Hong Kong.
Tel : (852)-24508238
Fax : (852)-24508032
Email : mcl@fugro.com.hk

MaterialLab

Interim Notification of Environmental Quality Limits Exceedances
Impact Water Quality Monitoring

Incident Report on Action Level or Limit Level Non-compliance

Reference No.:	20140925 /IM/SR8					
Project:	CV/2013/04 - Providing Sufficient Water Depth for Kwai Tsing Container Basin and its Approach Channel					
Date:	25/09/2014					
Time: (hh:mm)	Mid-Flood: 8:10 Mid-Ebb: 11:43					
Monitoring Location:	SR8 – Shek Kok Tsui, Corals					
Action Level / Limit Level:	DO (S&M): 6.11/6.02 mg/L; DO (B): 6.11/6.04 mg/L; _____ : _____ / _____ mg/L			Turbidity: 2.9/4.8 NTU; _____ : _____ / _____ mg/L _____ : _____ / _____ mg/L		
Measured Level of exceeded parameters (tick / fill in / circle as appropriate)	Mid-Flood:			Mid-Ebb:		
	DO (S&M): 5.43 AL / (LL)	DO (B): 4.7 AL / (LL)		DO (S&M): 5.83 AL / (LL)	DO (B): 4.80 AL / (LL)	
	Turbidity: _____ AL / LL	_____ : _____ AL / LL		Turbidity: _____ AL / LL	_____ : _____ AL / LL	
	_____ : _____ AL / LL	Words : _____ AL / LL		_____ : _____ AL / LL	Words : _____ AL / LL	
Action taken / to be taken: (tick / fill in as appropriate)	Inspection: ☑ Silt curtain in proper condition ☑ Dredging rate within accepted rate ☑ Monitoring equipment is checked and confirmed without problem. ☐ Others: _____					
Possible reason for Action or Limit Level Non-compliance: (tick / fill in as appropriate)		DO(S&M)	DO(B)	Turbidity		
	☑ Change of ambient condition or influence in the vicinity, not Project related	✓	✓			
		Findings / Evidences				
	☑ Station at Upstream Location at MF	✓	✓			
	☑ Upstream Control Station ( ) exceeded AL/LL	MF:5.75mg/L(C2) ME:5.22mg/L(C1)	MF:4.93mg/L(C2) ME:4.94mg/L(C1)			
	☐ No increasing / decreasing (for DO) trend across the Project at ME	Upstream: _____ ( )mg/L Downstream: ( )mg/L	Upstream: _____ ( )mg/L Downstream: ( )mg/L	Upstream: _____ ( )NTU Downstream: ( )NTU		
	☐ No Dredging Works carried out.					
	☐ Others					

The copyright of this document is owned by MaterialLab Consultants Ltd. It may not be reproduced except with prior written approval from the Company.

MATERIALAB CONSULTANTS LIMITED
Fugro Development Centre,
5 Lok Yi Street,
17 M.S. Castle Peak Road,
Tai Lam, Tuen Mun, N.T., Hong Kong.
Tel : (852)-24508238
Fax : (852)-24508032
Email : mcl@fugro.com.hk

MaterialLab

Remarks: (tick / fill in as appropriate)	Repeat In-situ measurement was done. Mid-Flood: DO (S&M): 5.43 : ____ DO (B): 4.7 : ____ Turbidity: ____ : ____ Mid-Ebb: DO (S&M): 5.83 : ____ DO (B): 4.80 : ____ Turbidity: ____ : ____ ☑ Dredging works conducted at Portion A / D / ____ of the Project. According to Contractor, dredged rate was 2153 / 3000 / ____ m^3/day at Portion A / D / ____ respectively. (Insitu) ☐ ____

Prepared by: Cyrus Lai
Signature:
Date (dd/mm/yyyy): 08 / 10 / 2014

Certified by: Colin Yung
Designation: Environmental Team Leader
Signature: CL

Notes;
- Abbreviation:
AL - Action Level
DO (B) - Dissolved Oxygen (Bottom)
DO (S&M) - Dissolved Oxygen (Surface & Middle)
LL - Limit Level
ME - Mid Ebb
MF - Mid Flood
NH3-N (In-situ) - Ammoniacal Nitrogen (In-situ results)
NH3-N (Lab) - Ammoniacal Nitrogen (Laboratory results)
TIN (In-situ) - Total Inorganic Nitrogen (In-situ results)
TIN (Lab) - Total Inorganic Nirogen (Laboratory results)
TSS - Total Suspended Solids
- Wet Season: April to October; Dry Season: November to March

The copyright of this document is owned by MaterialLab Consultants Ltd. It may not be reproduced except with prior written approval from the Company.

MATERIALAB CONSULTANTS LIMITED
Fugro Development Centre,
5 Lok Yi Street,
17 M.S. Castle Peak Road,
Tai Lam, Tuen Mun, N.T., Hong Kong.
Tel : (852)-24508238
Fax : (852)-24508032
Email : mcl@fugro.com.hk

MaterialLab

Interim Notification of Environmental Quality Limits Exceedances
Impact Water Quality Monitoring

Incident Report on Action Level or Limit Level Non-compliance

Reference No.:	20140925 /IM/SR9a
Project:	CV/2013/04 - Providing Sufficient Water Depth for Kwai Tsing Container Basin and its Approach Channel
Date:	25/09/2014
Time: (hh:mm)	Mid-Flood: 7:15 Mid-Ebb: 12:40
Monitoring Location:	SR9 – Cheung Sha Wan FCZ
Action Level / Limit Level:	DO (S&M): 6.11/6.02 mg/L; TIN 0.37/0.49(wet season) or 0.22/0.29(dry season)mg/L DO (B): 6.11/6.04 mg/L; Turbidity: 2.9/4.8 NTU; : / mg/L : / mg/L

Measured Level of exceeded parameters: (tick / fill in / circle as appropriate)	Mid-Flood:		Mid-Ebb:	
	DO (S&M): 5.87 AL (LL)	DO (B): 5.34 AL / (LL)	DO (S&M): ____ AL / LL	DO (B): 5.48 AL / (LL)
	Turbidity: ____ AL / LL	TIN(In-situ): 0.60 AL / (LL)	Turbidity: ____ AL / LL	TIN(In-situ): 0.52 AL / (LL)
	TIN(Lab): ____ AL / LL	____ : ____ AL / LL	TIN(Lab): ____ AL / LL	____ : ____ AL / LL

Action taken / to be taken: (tick / fill in as appropriate)

Inspection:
- ☑ Silt curtain in proper condition
- ☑ Dredging rate within accepted rate
- ☑ Monitoring equipment is checked and confirmed without problem.
- ☐ Others: ____

Possible reason for Action or Limit Level Non-compliance: (tick / fill in as appropriate)

	DO(S&M)	DO(B)	Turbidity	TIN	
☑ Change of ambient condition or influence in the vicinity, not Project related	✓	✓		✓	
Findings / Evidences					
☑ Station at Upstream Location at MF	✓	✓		✓	
☑ Upstream Control Station or gradient station for TIN exceeded AL/LL	MF:5.75mg/L(C2)	MF:4.93mg/L(C2) ME:4.94mg/L(C1)		MF: 0.61 mg/L(G6) ME: 1.13 mg/L(G1)	
☐ No increasing / decreasing (for DO) trend across the Project at ME	Upstream: ____ ( )mg/L Downstream: ( )mg/L	Upstream: ____ ( )mg/L Downstream: ( )mg/L	Upstream: ____ ( )NTU Downstream: ( )NTU	Upstream: ____ ( )mg/L Downstream: ( )mg/L	
☐ No Dredging Works carried out.					
☐ Others					

The copyright of this document is owned by MaterialLab Consultants Ltd. It may not be reproduced except with prior written approval from the Company.

MATERIALAB CONSULTANTS LIMITED
Fugro Development Centre,
5 Lok Yi Street,
17 M.S. Castle Peak Road,
Tai Lam, Tuen Mun, N.T., Hong Kong.
Tel : (852)-24508238
Fax : (852)-24508032
Email : mcl@fugro.com.hk

MaterialLab

Remarks: (tick / fill in as appropriate)	Repeat In-situ measurement was done. Mid-Flood: DO (S&M): 5.87 DO (B): 5.34 Turbidity: ____ TIN: 0.60 ____ : ____ ____ : ____ Mid-Ebb: DO (S&M): ____ DO (B): 5.48 Turbidity: ____ TIN: 0.52 ____ : ____ ____ : ____ ☑ Dredging works conducted at Portion A / D / ____ of the Project. According to Contractor, dredged rate was 2153 / 3000 / ____ m^3/day at Portion A / D / ____ respectively. ☑ No TIN exceedance was found in laboratory results (Mid-Flood:0.10 and Mid-Ebb:0.11).

Prepared by: Cyrus Lo
Signature:
Date (dd/mm/yyyy): 03 / 11 / 2014

Certified by: Colin Yung
Designation: Environmental Team Leader
Signature:

Notes;
- Abbreviation:
AL - Action Level
DO (B) - Dissolved Oxygen (Bottom)
DO (S&M) - Dissolved Oxygen (Surface & Middle)
LL - Limit Level
ME - Mid Ebb
MF - Mid Flood
NH3-N (In-situ) - Ammoniacal Nitrogen (In-situ results)
NH3-N (Lab) - Ammoniacal Nitrogen (Laboratory results)
TIN (In-situ) - Total Inorganic Nitrogen (In-situ results)
TIN (Lab) - Total Inorganic Nirogen (Laboratory results)
TSS - Total Suspended Solids
- Wet Season: April to October; Dry Season: November to March

The copyright of this document is owned by MaterialLab Consultants Ltd. It may not be reproduced except with prior written approval from the Company.

MATERIALAB CONSULTANTS LIMITED
Fugro Development Centre,
5 Lok Yi Street,
17 M.S. Castle Peak Road,
Tai Lam, Tuen Mun, N.T., Hong Kong.
Tel : (852)-24508238
Fax : (852)-24508032
Email : mcl@fugro.com.hk

Interim Notification of Environmental Quality Limits Exceedances
Impact Water Quality Monitoring

Incident Report on Action Level or Limit Level Non-compliance

Reference No.:	20140925 /IM/SR10 a
Project:	CV/2013/04 - Providing Sufficient Water Depth for Kwai Tsing Container Basin and its Approach Channel
Date:	25/09/2014
Time: (hh:mm)	Mid-Flood: 8:50 Mid-Ebb: 10:59
Monitoring Location:	SR10 – Lo Tik Wan FCZ
Action Level / Limit Level:	DO (S&M): 6.11/6.02 mg/L; TIN: 0.37/0.49(wet season) or 0.22/0.29(dry season)mg/L DO (B): 6.11/6.04 mg/L; Turbidity: 2.9/4.8 NTU; ____ : ____ / ____ mg/L Words ____ : ____ / ____ mg/L

Measured Level of exceeded parameters: (tick / fill in / circle as appropriate)	Mid-Flood:				Mid-Ebb:			
	DO (S&M): ____ AL / LL	DO (B): 5.10 AL / (LL)	DO (S&M): 5.99 AL / (LL)	DO (B): 4.96 AL / (LL)
	Turbidity: ____ AL / LL	TIN(In-situ): 0.61 AL / (LL)	Turbidity: ____ AL / LL	TIN(In-situ): 0.54 AL / (LL)
	TIN(Lab): ____ AL / LL	____ : ____ AL / LL	TIN(Lab): ____ AL / LL	____ : ____ AL / LL

Action taken / to be taken: (tick / fill in as appropriate)

Inspection:
- ☑ Silt curtain in proper condition
- ☑ Dredging rate within accepted rate
- ☑ Monitoring equipment is checked and confirmed without problem.
- ☐ Others: _____

Possible reason for Action or Limit Level Non-compliance: (tick / fill in as appropriate)

	DO(S&M)	DO(B)	Turbidity	TIN	
☑ Change of ambient condition or influence in the vicinity, not Project related	✓	✓		✓	
Findings / Evidences					
☑ Station at Upstream Location at MF	✓	✓		✓	
☑ Upstream Control Station (or gradient station for TIN) exceeded AL/LL	ME:5.22mg/L(C1)	MF:4.93mg/L(C2) ME:4.94mg/L(C1)		ME: 1.13 mg/L(G1)	
☐ No increasing / decreasing (for DO) trend across the Project at ME	Upstream: ____ ( )mg/L Downstream: ____ ( )mg/L	Upstream: ____ ( )mg/L Downstream: ____ ( )mg/L	Upstream: ____ ( )NTU Downstream: ____ ( )NTU	Upstream: ____ ( )mg/L Downstream: ____ ( )mg/L	
☐ No Dredging Works carried out.					
☐ Others					

The copyright of this document is owned by MaterialLab Consultants Ltd. It may not be reproduced except with prior written approval from the Company.

MATERIALAB CONSULTANTS LIMITED
Fugro Development Centre,
5 Lok Yi Street,
17 M.S. Castle Peak Road,
Tai Lam, Tuen Mun, N.T., Hong Kong.
Tel : (852)-24508238
Fax : (852)-24508032
Email : mcl@fugro.com.hk

MaterialLab

Remarks: (tick / fill in as appropriate)	Repeat In-situ measurement was done. Mid-Flood: DO (S&M): ____ DO (B): 5.10 Turbidity: ____ TIN: 0.61 ____ : ____ ____ : ____ Mid-Ebb: DO (S&M): 5.99 DO (B): 4.96 Turbidity: ____ TIN: 0.54 ____ : ____ ____ : ____ ☑ Dredging works conducted at Portion A / D / ____ of the Project. According to Contractor, dredged rate was 2153 / 3000 / ____ m^3/day at Portion A / D / ____ respectively. ☑ No TIN exceedance was found in laboratory results (Mid-Flood:0.23 and Mid-Ebb:0.22).

Prepared by: Cyrus Lai

Signature:

Date (dd/mm/yyyy): 03 / 11 / 2014

Certified by: Colin Yung
Designation: Environmental Team Leader

Signature:

Notes;
- Abbreviation:
AL - Action Level
DO (B) - Dissolved Oxygen (Bottom)
DO (S&M) - Dissolved Oxygen (Surface & Middle)
LL - Limit Level
ME - Mid Ebb
MF - Mid Flood
NH3-N (In-situ) - Ammoniacal Nitrogen (In-situ results)
NH3-N (Lab) - Ammoniacal Nitrogen (Laboratory results)
TIN (In-situ) - Total Inorganic Nitrogen (In-situ results)
TIN (Lab) - Total Inorganic Nirogen (Laboratory results)
TSS - Total Suspended Solids
- Wet Season: April to October; Dry Season: November to March

The copyright of this document is owned by MaterialLab Consultants Ltd. It may not be reproduced except with prior written approval from the Company.

MATERIALAB CONSULTANTS LIMITED
Fugro Development Centre,
5 Lok Yi Street,
17 M.S. Castle Peak Road,
Tai Lam, Tuen Mun, N.T., Hong Kong.
Tel : (852)-24508238
Fax : (852)-24508032
Email : mcl@fugro.com.hk

Interim Notification of Environmental Quality Limits Exceedances
Impact Water Quality Monitoring

Incident Report on Action Level or Limit Level Non-compliance

Reference No.:	20140925 /IM/SR11 a
Project:	CV/2013/04 - Providing Sufficient Water Depth for Kwai Tsing Container Basin and its Approach Channel
Date:	25/09/2014
Time: (hh:mm)	Mid-Flood: 9:53 Mid-Ebb: 10:15
Monitoring Location:	SR11 – Sok Kwu Wan FCZ
Action Level / Limit Level:	DO (S&M): 6.11/6.02 mg/L; TIN: 0.37/0.49(wet season) or 0.22/0.29(dry season) mg/L DO (B): 6.11/6.04 mg/L; Turbidity: 2.9/4.8 NTU; Words : / mg/L

Measured Level of exceeded parameters (tick / fill in / circle as appropriate)

Mid-Flood:				Mid-Ebb:			
DO (S&M):	5.86 AL / (LL)	DO (B):	4.97 AL / (LL)	DO (S&M):	5.92 AL / (LL)	DO (B):	5.11 AL / (LL)
Turbidity:	3.1 (AL) / LL	TIN(In-situ):	0.51 AL / (LL)	Turbidity:	AL / LL	TIN(In-situ):	0.66 AL / (LL)
TIN(Lab):	AL / LL	:	AL / LL	TIN(Lab):	AL / LL	:	AL / LL

Action taken / to be taken: (tick / fill in as appropriate)

Inspection:
- ☑ Silt curtain in proper condition
- ☑ Dredging rate within accepted rate
- ☑ Monitoring equipment is checked and confirmed without problem.
- ☐ Others: _____

Possible reason for Action or Limit Level Non-compliance: (tick / fill in as appropriate)

	DO(S&M)	DO(B)	Turbidity	TIN	
☑ Change of ambient condition or influence in the vicinity, not Project related	✓	✓	✓	✓	
Findings / Evidences					
☑ Station at Upstream Location at MF	✓	✓	✓	✓	
☑ Upstream Control Station (or gradient station for TIN) exceeded AL/LL	MF:5.75mg/L(C2) ME:5.22mg/L(C1)	MF:4.93mg/L(C2) ME:4.94mg/L(C1)	MF:7.6mg/L(C3)	ME: 1.13 mg/L(G1)	
☐ No increasing / decreasing (for DO) trend across the Project at ME	Upstream: ( )mg/L Downstream: ( )mg/L	Upstream: ( )mg/L Downstream: ( )mg/L	Upstream: ( )NTU Downstream: ( )NTU	Upstream: ( )mg/L Downstream: ( )mg/L	
☐ No Dredging Works carried out.					
☐ Others					

The copyright of this document is owned by MaterialLab Consultants Ltd. It may not be reproduced except with prior written approval from the Company.

MATERIALAB CONSULTANTS LIMITED
Fugro Development Centre,
5 Lok Yi Street,
17 M.S. Castle Peak Road,
Tai Lam, Tuen Mun, N.T., Hong Kong.
Tel : (852)-24508238
Fax : (852)-24508032
Email : mcl@fugro.com.hk

MaterialLab

Remarks: (tick / fill in as appropriate)	Repeat In-situ measurement was done. Mid-Flood: DO (S&M): 5.86 DO (B): 4.97 Turbidity: 3.1 TIN: 0.51 ; ; ; Mid-Ebb: DO (S&M): 5.92 DO (B): 5.11 Turbidity: ; TIN: 0.66 ; ; ☑ Dredging works conducted at Portion A / D / ___ of the Project. According to Contractor, dredged rate was 2153 / 3000 / ___ m^3/day at Portion A / D / ___ respectively. ☑ No TIN exceedance was found in laboratory results (Mid-Flood:0.18 and Mid-Ebb:0.17).

Prepared by: Cyrus Lee
Signature:
Date (dd/mm/yyyy): 03 / 11 / 2014

Certified by: Colin Yung
Designation: Environmental Team Leader
Signature:

Notes;
- Abbreviation:
AL - Action Level
DO (B) - Dissolved Oxygen (Bottom)
DO (S&M) - Dissolved Oxygen (Surface & Middle)
LL - Limit Level
ME - Mid Ebb
MF - Mid Flood
NH3-N (In-situ) - Ammoniacal Nitrogen (In-situ results)
NH3-N (Lab) - Ammoniacal Nitrogen (Laboratory results)
TIN (In-situ) - Total Inorganic Nitrogen (In-situ results)
TIN (Lab) - Total Inorganic Nirogen (Laboratory results)
TSS - Total Suspended Solids
- Wet Season: April to October; Dry Season: November to March

The copyright of this document is owned by MaterialLab Consultants Ltd. It may not be reproduced except with prior written approval from the Company.

MATERIALAB CONSULTANTS LIMITED
Fugro Development Centre,
5 Lok Yi Street,
17 M.S. Castle Peak Road,
Tai Lam, Tuen Mun, N.T., Hong Kong.
Tel : (852)-24508238
Fax : (852)-24508032
Email : mcl@fugro.com.hk

Interim Notification of Environmental Quality Limits Exceedances
Impact Water Quality Monitoring

Incident Report on Action Level or Limit Level Non-compliance

Reference No.:	20140925 /IM/SR13
Project:	CV/2013/04 - Providing Sufficient Water Depth for Kwai Tsing Container Basin and its Approach Channel
Date:	25/09/2014
Time: (hh:mm)	Mid-Flood: 7:20 Mid-Ebb: 12:30
Monitoring Location:	SR13 – EMSD Cooling Water Intake for Kwai Chung Hospital
Action Level / Limit Level:	DO (S&M): 5.31/5.22 mg/L; Turbidity: 13.1/15.7 NTU; DO (B): 5.29/5.12 mg/L; _____ : _____ / _____ mg/L _____ : _____ / _____ mg/L _____ : _____ / _____ mg/L

Measured Level of exceeded parameters (tick / fill in / circle as appropriate)	Mid-Flood:		Mid-Ebb:	
	DO (S&M): 5.01 AL / (LL)	DO (B): 4.43 AL / (LL)	DO (S&M): 4.64 AL / (LL)	DO (B): 4.36 AL / (LL)
	Turbidity: _____ AL / LL	_____ : _____ AL / LL	Turbidity: _____ AL / LL	_____ : _____ AL / LL
	_____ : _____ AL / LL	_____ : _____ AL / LL	_____ : _____ AL / LL	_____ : _____ AL / LL

Action taken / to be taken: (tick / fill in as appropriate)

Inspection:
- ☑ Silt curtain in proper condition
- ☑ Dredging rate within accepted rate
- ☑ Monitoring equipment is checked and confirmed without problem.
- ☐ Others: _____

Possible reason for Action or Limit Level Non-compliance: (tick / fill in as appropriate)

	DO(S&M)	DO(B)	Turbidity		
☑ Change of ambient condition or influence in the vicinity, not Project related	✓	✓			
Findings / Evidences					
☑ Station at Upstream Location at ME	✓	✓			
☑ Upstream Control Station ( ) exceeded AL/LL	ME:5.22mg/L(C1)	MF:4.93mg/L(C2) ME:4.94mg/L(C1)			
☑ No ~~increasing~~ / decreasing (for DO) trend across the Project at MF	Upstream: 5.61 (G6)mg/L Downstream: 5.62 (G1)mg/L	Upstream: _____ ( )mg/L Downstream: _____ ( )mg/L	Upstream: _____ ( )NTU Downstream: _____ ( )NTU		
☐ No Dredging Works carried out.					
☐ Others					

The copyright of this document is owned by MateriaLab Consultants Ltd. It may not be reproduced except with prior written approval from the Company.

MATERIALAB CONSULTANTS LIMITED
Fugro Development Centre,
5 Lok Yi Street,
17 M.S. Castle Peak Road,
Tai Lam, Tuen Mun, N.T., Hong Kong.
Tel : (852)-24508238
Fax : (852)-24508032
Email : mcl@fugro.com.hk

MateriaLab

Remarks: (tick / fill in as appropriate)	Repeat In-situ measurement was done. Mid-Flood: DO (S&M): 5.01 DO (B): 4.43 Turbidity: ____ Mid-Ebb: DO (S&M): 4.64 DO (B): 4.36 Turbidity: ____ ☑ Dredging works conducted at Portion A / D / ____ of the Project. According to Contractor, dredged rate was 2153 / 3000 / ____ m³/day at Portion A / D / ____ respectively. (in situ) ☐

Prepared by: Cyrus Lai
Signature:
Date (dd/mm/yyyy): 08 / 10 / 2014

Certified by: Colin Yung
Designation: Environmental Team Leader
Signature: Cl

Notes;
- Abbreviation:
AL - Action Level
DO (B) - Dissolved Oxygen (Bottom)
DO (S&M) - Dissolved Oxygen (Surface & Middle)
LL - Limit Level
ME - Mid Ebb
MF - Mid Flood
NH3-N (In-situ) - Ammoniacal Nitrogen (In-situ results)
NH3-N (Lab) - Ammoniacal Nitrogen (Laboratory results)
TIN (In-situ) - Total Inorganic Nitrogen (In-situ results)
TIN (Lab) - Total Inorganic Nirogen (Laboratory results)
TSS - Total Suspended Solids
- Wet Season: April to October; Dry Season: November to March

The copyright of this document is owned by MateriaLab Consultants Ltd. It may not be reproduced except with prior written approval from the Company.

MATERIALAB CONSULTANTS LIMITED
Fugro Development Centre,
5 Lok Yi Street,
17 M.S. Castle Peak Road,
Tai Lam, Tuen Mun, N.T., Hong Kong.
Tel : (852)-24508238
Fax : (852)-24508032
Email : mcl@fugro.com.hk

MaterialLab

Interim Notification of Environmental Quality Limits Exceedances
Impact Water Quality Monitoring

Incident Report on Action Level or Limit Level Non-compliance

Reference No.:	20140927 /IM/SR2
Project:	CV/2013/04 - Providing Sufficient Water Depth for Kwai Tsing Container Basin and its Approach Channel
Date:	27/09/2014
Time: (hh:mm)	Mid-Flood: 9:30 Mid-Ebb: 13:20
Monitoring Location:	SR2 – Casam, Gazetted Beach
Action Level / Limit Level:	DO (S&M): 5.45/5.39 mg/L; NH3-N: 0.21/0.24 mg/L ; DO (B): 5.43/5.27 mg/L; Turbidity: 6.7/10.1 NTU; ____: ____/____mg/L ____: ____/____mg/L

Measured Level of exceeded parameters: (tick / fill in / circle as appropriate)	Mid-Flood:		Mid-Ebb:	
	DO (S&M): 5.27 AL / (LL)	DO (B): 4.83 AL / (LL)	DO (S&M): 5.30 AL / (LL)	DO (B): 4.85 AL / (LL)
	Turbidity: ____ AL / LL	NH3-N(In-situ): ____ AL / LL	Turbidity: ____ AL / LL	NH3-N(In-situ): ____ AL / LL
	NH3-N(Lab): ____ AL / LL	____: ____ AL / LL	NH3-N(Lab): ____ AL / LL	____: ____ AL / LL

Action taken / to be taken: (tick / fill in as appropriate)

Inspection:
- ☑ Silt curtain in proper condition
- ☑ Dredging rate within accepted rate
- ☑ Monitoring equipment is checked and confirmed without problem.
- ☐ Others: _____

Possible reason for Action or Limit Level Non-compliance: (tick / fill in as appropriate)

	DO(S&M)	DO(B)	Turbidity	NH3-N	
☑ Change of ambient condition or influence in the vicinity, not Project related	✓	✓			
Findings / Evidences					
☑ Station at Upstream Location at ME	✓	✓			
☑ Upstream Control Station ( ) exceeded AL/LL	MF:5.04mg/L(C2) ME:4.90mg/L(C1)	MF:4.74mg/L(C2) ME:4.77mg/L(C1)			
☐ No increasing / decreasing (for DO) trend across the Project at MF	Upstream: ____( )mg/L Downstream: ( )mg/L	Upstream: ____( )mg/L Downstream: ( )mg/L	Upstream: ____( )NTU Downstream: ( )NTU	Upstream: ____( )mg/L Downstream: ( )mg/L	
☐ No Dredging Works carried out.					
☐ Others					

The copyright of this document is owned by MaterialLab Consultants Ltd. It may not be reproduced except with prior written approval from the Company.

MATERIALAB CONSULTANTS LIMITED
Fugro Development Centre,
5 Lok Yi Street,
17 M.S. Castle Peak Road,
Tai Lam, Tuen Mun, N.T., Hong Kong.
Tel : (852)-24508238
Fax : (852)-24508032
Email : mcl@fugro.com.hk

MaterialLab

Remarks: (tick / fill in as appropriate)	Repeat In-situ measurement was done. Mid-Flood: DO (S&M): 5.27 DO (B): 4.83 Turbidity: _____ NH3-N: _____ : _____ : _____ Mid-Ebb: DO (S&M): 5.30 DO (B): 4.85 Turbidity: _____ NH3-N: _____ : _____ : _____ ☑ Dredging works conducted at Portion A / E / ____ of the Project. According to Contractor, dredged rate was 3231 / 3000 / _____ m^3/day (In-situ) at Portion A / E / ____ respectively. ☐ _____

Prepared by: Cyrus Lo

Signature:

Date (dd/mm/yyyy): 09 / 10 / 2014

Certified by: Colin Yung
Designation: Environmental Team Leader

Signature: CL

Notes;
- Abbreviation:
AL - Action Level
DO (B) - Dissolved Oxygen (Bottom)
DO (S&M) - Dissolved Oxygen (Surface & Middle)
LL - Limit Level
ME - Mid Ebb
MF - Mid Flood
NH3-N (In-situ) - Ammoniacal Nitrogen (In-situ results)
NH3-N (Lab) - Ammoniacal Nitrogen (Laboratory results)
TIN (In-situ) - Total Inorganic Nitrogen (In-situ results)
TIN (Lab) - Total Inorganic Nirogen (Laboratory results)
TSS - Total Suspended Solids
- Wet Season: April to October; Dry Season: November to March

The copyright of this document is owned by MaterialLab Consultants Ltd. It may not be reproduced except with prior written approval from the Company.

MATERIALAB CONSULTANTS LIMITED
Fugro Development Centre,
5 Lok Yi Street,
17 M.S. Castle Peak Road,
Tai Lam, Tuen Mun, N.T., Hong Kong.
Tel : (852)-24508238
Fax : (852)-24508032
Email : mcl@fugro.com.hk

MaterialLab

Interim Notification of Environmental Quality Limits Exceedances
Impact Water Quality Monitoring

Incident Report on Action Level or Limit Level Non-compliance

Reference No.:	20140927 /IM/SR3
Project:	CV/2013/04 - Providing Sufficient Water Depth for Kwai Tsing Container Basin and its Approach Channel
Date:	27/09/20015
Time: (hh:mm)	Mid-Flood: 9:15 Mid-Ebb: 13:35
Monitoring Location:	SR3 –Approach, Gazetted Beach
Action Level / Limit Level:	DO (S&M): 5.45/5.39 mg/L; NH3-N: 0.21/0.24 mg/L ; DO (B): 5.43/5.27 mg/L; Turbidity: 6.7/10.1 NTU; ____ : ____ / ____ mg/L ____ : ____ / ____ mg/L

Measured Level of exceeded parameters (tick / fill in / circle as appropriate)	Mid-Flood:		Mid-Ebb:	
	DO (S&M): 5.35 AL / (LL)	DO (B): 4.95 AL / (LL)	DO (S&M): 5.29 AL / (LL)	DO (B): 5.00 AL / (LL)
	Turbidity: ____ AL / LL	NH3-N(In-situ): ____ AL / LL	Turbidity: ____ AL / LL	NH3-N(In-situ): ____ AL / LL
	NH3-N(Lab):. ____ AL / LL	____ : ____ AL / LL	NH3-N(Lab): ____ AL / LL	____ : ____ AL / LL

Action taken / to be taken: (tick / fill in as appropriate)

Inspection:
- ☑ Silt curtain in proper condition
- ☑ Dredging rate within accepted rate
- ☑ Monitoring equipment is checked and confirmed without problem.
- ☐ Others: ____

Possible reason for Action or Limit Level Non-compliance: (tick / fill in as appropriate)

	DO(S&M)	DO(B)	Turbidity	NH3-N	
☑ Change of ambient condition or influence in the vicinity, not Project related	✓	✓			
Findings / Evidences					
☑ Station at Upstream Location at ME	✓	✓			
☑ Upstream Control Station ( ) exceeded AL/LL	MF:5.04mg/L(C2) ME:4.90mg/L(C1)	MF:4.74mg/L(C2) ME:4.77mg/L(C1)			
☐ No increasing / decreasing (for DO) trend across the Project at MF	Upstream: ____ ( )mg/L Downstream: ____ ( )mg/L	Upstream: ____ ( )mg/L Downstream: ____ ( )mg/L	Upstream: ____ ( )NTU Downstream: ____ ( )NTU	Upstream: ____ ( )mg/L Downstream: ____ ( )mg/L	
☐ No Dredging Works carried out.					
☐ Others					

The copyright of this document is owned by MaterialLab Consultants Ltd. It may not be reproduced except with prior written approval from the Company.

MATERIALAB CONSULTANTS LIMITED
Fugro Development Centre,
5 Lok Yi Street,
17 M.S. Castle Peak Road,
Tai Lam, Tuen Mun, N.T., Hong Kong.
Tel : (852)-24508238
Fax : (852)-24508032
Email : mcl@fugro.com.hk

MaterialLab

Remarks: (tick / fill in as appropriate)	Repeat In-situ measurement was done. Mid-Flood: DO (S&M): 5.35 DO (B): 4.95 Turbidity: _____ NH3-N: _____ : _____ : _____ Mid-Ebb: DO (S&M): 5.29 DO (B): 5.00 Turbidity: _____ NH3-N: _____ : _____ : _____ ☑ Dredging works conducted at Portion A / E / ____ of the Project. According to Contractor, dredged rate (In-situ) was 3231 / 3000 / _____ m^3/day at Portion A / E / ____ respectively. ☐ _____

Prepared by: Cyrus Lai

Signature:

Date (dd/mm/yyyy): 09 / 10 / 2014

Certified by: Colin Yung
Designation: Environmental Team Leader

Signature: _____

Notes;
- Abbreviation:
AL - Action Level
DO (B) - Dissolved Oxygen (Bottom)
DO (S&M) - Dissolved Oxygen (Surface & Middle)
LL - Limit Level
ME - Mid Ebb
MF - Mid Flood
NH3-N (In-situ) - Ammoniacal Nitrogen (In-situ results)
NH3-N (Lab) - Ammoniacal Nitrogen (Laboratory results)
TIN (In-situ) - Total Inorganic Nitrogen (In-situ results)
TIN (Lab) - Total Inorganic Nirogen (Laboratory results)
TSS - Total Suspended Solids
- Wet Season: April to October; Dry Season: November to March

The copyright of this document is owned by MaterialLab Consultants Ltd. It may not be reproduced except with prior written approval from the Company.

MATERIALAB CONSULTANTS LIMITED
Fugro Development Centre,
5 Lok Yi Street,
17 M.S. Castle Peak Road,
Tai Lam, Tuen Mun, N.T., Hong Kong.
Tel : (852)-24508238
Fax : (852)-24508032
Email : mcl@fugro.com.hk

MaterialLab

Interim Notification of Environmental Quality Limits Exceedances
Impact Water Quality Monitoring

Incident Report on Action Level or Limit Level Non-compliance

Reference No.:	20140927 /IM/SR4						
Project:	CV/2013/04 - Providing Sufficient Water Depth for Kwai Tsing Container Basin and its Approach Channel						
Date:	27/09/2014						
Time: (hh:mm)	Mid-Flood: 09:05		Mid-Ebb: 13:45				
Monitoring Location:	SR4 – Tsuen Wan, WSD Flushing Water Intake						
Action Level / Limit Level:	DO (S&M): 2/2 mg/L;		NH3-N: <1/<1 mg/L ;				
	DO (B): 2/2 mg/L;		Turbidity: <10/<10 NTU;				
	Total Suspended Solids : <10/<10 mg/L		_____ : _____/_____mg/L				
Measured Level of exceeded parameters: (tick / fill in / circle as appropriate)	Mid-Food:				Mid-Ebb:			
	DO (S&M): _____AL / LL	DO (B): _____AL / LL			DO (S&M): _____AL / LL	DO (B): _____AL / LL		
	Turbidity: _____AL / LL	NH3-N(In-situ): _____AL / LL			Turbidity: _____AL / LL	NH3-N(In-situ): _____AL / LL		
	NH3-N(Lab): _____AL / LL	TSS : 20 AL / (LL)			NH3-N(Lab): _____AL / LL	_____ : _____AL / LL		
Action taken / to be taken: (tick / fill in as appropriate)	Inspection: ☑ Silt curtain in proper condition ☑ Dredging rate within accepted rate ☑ Monitoring equipment is checked and confirmed without problem. ☐ Others: _____							

Possible reason for Action or Limit Level Non-compliance: (tick / fill in as appropriate)	DO(S&M)	DO(B)	Turbidity	NH3-N	TSS
☑ Change of ambient condition or influence in the vicinity, not Project related					✓
Findings / Evidences					
☐ Station at Upstream Location at ME					
☐ Upstream Control Station ( ) exceeded AL/LL					
☑ No increasing / ~~decreasing (for DO)~~ trend across the Project at MF	Upstream: _____( )mg/L Downstream: _____( )mg/L	Upstream: _____( )mg/L Downstream: _____( )mg/L	Upstream: _____( )NTU Downstream: _____( )NTU	Upstream: _____( )mg/L Downstream: _____( )mg/L	Upstream: 5 mg/L (G6) Downstream: 4 mg/L (G2)
☐ No Dredging Works carried out.					
☐ Others					

The copyright of this document is owned by MaterialLab Consultants Ltd. It may not be reproduced except with prior written approval from the Company.

MATERIALAB CONSULTANTS LIMITED
Fugro Development Centre,
5 Lok Yi Street,
17 M.S. Castle Peak Road,
Tai Lam, Tuen Mun, N.T., Hong Kong.
Tel : (852)-24508238
Fax : (852)-24508032
Email : mcl@fugro.com.hk

MaterialLab

Remarks: (tick / fill in as appropriate)	Repeat In-situ measurement was done. Mid-Flood: DO (S&M): _____ DO (B): _____ Turbidity: _____ NH3-N: _____ : _____ : _____ Mid-Ebb: DO (S&M): _____ DO (B): _____ Turbidity: _____ NH3-N: _____ : _____ : _____ ☑ Dredging works conducted at Portion A / E / ___ of the Project. According to Contractor, dredged rate was 3231 / 3000 / _____ m^3/day at Portion A / E / ___ respectively. ☐ _____

Prepared by: Cyrus Lai

Signature:

Date (dd/mm/yyyy): 03 / 11 / 2014

Certified by: Colin Yung
Designation: Environmental Team Leader

Signature: _____

Notes;
- Abbreviation:
AL - Action Level
DO (B) - Dissolved Oxygen (Bottom)
DO (S&M) - Dissolved Oxygen (Surface & Middle)
LL - Limit Level
ME - Mid Ebb
MF - Mid Flood
NH3-N (In-situ) - Ammoniacal Nitrogen (In-situ results)
NH3-N (Lab) - Ammoniacal Nitrogen (Laboratory results)
TIN (In-situ) - Total Inorganic Nitrogen (In-situ results)
TIN (Lab) - Total Inorganic Nirogen (Laboratory results)
TSS - Total Suspended Solids
- Wet Season: April to October; Dry Season: November to March

The copyright of this document is owned by MaterialLab Consultants Ltd. It may not be reproduced except with prior written approval from the Company.

MATERIALAB CONSULTANTS LIMITED
Fugro Development Centre,
5 Lok Yi Street,
17 M.S. Castle Peak Road,
Tai Lam, Tuen Mun, N.T., Hong Kong.
Tel : (852)-24508238
Fax : (852)-24508032
Email : mcl@fugro.com.hk

Interim Notification of Environmental Quality Limits Exceedances
Impact Water Quality Monitoring

Incident Report on Action Level or Limit Level Non-compliance

Reference No.:	20140927 /IM/SR5a						
Project:	CV/2013/04 - Providing Sufficient Water Depth for Kwai Tsing Container Basin and its Approach Channel						
Date:	27/09/2014						
Time: (hh:mm)	Mid-Flood: 9:45 Mid-Ebb: 13:10						
Monitoring Location:	SR5 – Ma Wan FCZ						
Action Level / Limit Level:	DO (S&M): 5.45/5.39 mg/L; Turbidity: 6.7/10.1 NTU; DO (B): 5.43/5.27 mg/L; TIN 0.45/0.50(wet season) or 0.36/0.39(dry season)mg/L : / mg/L : / mg/L						
Measured Level of exceeded parameters: (tick / fill in / circle as appropriate)	Mid-Flood:				Mid-Ebb:			
	DO (S&M): 4.92 AL / (LL)	DO (B): 4.75 AL / (LL)			DO (S&M): 5.01 AL / (LL)	DO (B): 4.90 AL / (LL)		
	Turbidity: 12.9 AL / (LL)	TIN(In-situ): 0.93 AL / (LL)			Turbidity: AL / LL	TIN(In-situ): 1.02 AL / (LL)		
	TIN(Lab): 0.4 (AL) / LL	TSS : 13 (AL) / LL			TIN(Lab): 0.48 (AL) / LL	: AL / LL		
Action taken / to be taken: (tick / fill in as appropriate)	Inspection: ☑ Silt curtain in proper condition ☑ Dredging rate within accepted rate ☑ Monitoring equipment is checked and confirmed without problem. ☐ Others:							
Possible reason for Action or Limit Level Non-compliance: (tick / fill in as appropriate)		DO(S&M)	DO(B)	Turbidity	TIN	TSS		
	☑ Change of ambient condition or influence in the vicinity, not Project related	✓	✓	✓	✓	✓		
	Findings / Evidences							
	☑ Station at Upstream Location at ME	✓	✓	✓	✓			
	☑ Upstream Control Station (or gradient station for TIN) exceeded AL/LL	MF:5.04mg/L(C2) ME:4.90mg/L(C1)	MF:4.74mg/L(C2) ME:4.77mg/L(C1)		MF: 0.50mg/L(G6) ME: 1.28mg/L (G1)	(insitu) (insitu)		
	☑ No increasing / ~~decreasing~~ (for DO) trend across the Project at MF	Upstream: ( )mg/L Downstream: ( )mg/L	Upstream: ( )mg/L Downstream: ( )mg/L	Upstream: 7.9 (G6)NTU Downstream: 6.6 (G1)NTU	Upstream: ( )mg/L Downstream: ( )mg/L	upstream: 5mg/L (G6) Downstream: 4mg/L (G2)		
	☐ No Dredging Works carried out.							
	☑ Others				At Mid-Flood TIN (Lab) at G1 was 0.56mg/L (downstream of Project & SR5), no increasing trend of TIN shown towards the project			

The copyright of this document is owned by MaterialLab Consultants Ltd. It may not be reproduced except with prior written approval from the Company.

MATERIALAB CONSULTANTS LIMITED
Fugro Development Centre,
5 Lok Yi Street,
17 M.S. Castle Peak Road,
Tai Lam, Tuen Mun, N.T., Hong Kong.
Tel : (852)-24508238
Fax : (852)-24508032
Email : mcl@fugro.com.hk

MaterialLab

Remarks: (tick / fill in as appropriate)	Repeat In-situ measurement was done. Mid-Flood: DO (S&M): 4.92 TIN: 0.93 DO (B): 4.75 Turbidity: 12.9 Mid-Ebb: DO (S&M): 5.01 TIN: 1.02 DO (B): 4.90 Turbidity: ☑ Dredging works conducted at Portion A / E / ___ of the Project. According to Contractor, dredged rate was 3231 / 3000 / ___ m³/day at Portion A / E / ___ respectively. (In-situ) ☐

Prepared by: Cyrus Lai

Signature:

Date (dd/mm/yyyy): 09 / 12 / 2014

Certified by: Colin Yung
Designation: Environmental Team Leader

Signature:

Notes;
- Abbreviation:
AL - Action Level
DO (B) - Dissolved Oxygen (Bottom)
DO (S&M) - Dissolved Oxygen (Surface & Middle)
LL - Limit Level
ME - Mid Ebb
MF - Mid Flood
NH3-N (In-situ) - Ammoniacal Nitrogen (In-situ results)
NH3-N (Lab) - Ammoniacal Nitrogen (Laboratory results)
TIN (In-situ) - Total Inorganic Nitrogen (In-situ results)
TIN (Lab) - Total Inorganic Nirogen (Laboratory results)
TSS - Total Suspended Solids
- Wet Season: April to October; Dry Season: November to March

The copyright of this document is owned by MaterialLab Consultants Ltd. It may not be reproduced except with prior written approval from the Company.

MATERIALAB CONSULTANTS LIMITED
Fugro Development Centre,
5 Lok Yi Street,
17 M.S. Castle Peak Road,
Tai Lam, Tuen Mun, N.T., Hong Kong.
Tel : (852)-24508238
Fax : (852)-24508032
Email : mcl@fugro.com.hk

Interim Notification of Environmental Quality Limits Exceedances
Impact Water Quality Monitoring

Incident Report on Action Level or Limit Level Non-compliance

Reference No.:	20140927 /IM/SR6 a
Project:	CV/2013/04 - Providing Sufficient Water Depth for Kwai Tsing Container Basin and its Approach Channel
Date:	27/09/2014
Time: (hh:mm)	Mid-Flood: 6:30 Mid-Ebb: 15:08
Monitoring Location:	SR6 – Kau Yi Chau, Corals
Action Level / Limit Level:	DO (S&M): 6.11/6.02 mg/L; Turbidity: 2.9/4.8 NTU; DO (B): 6.11/6.04 mg/L; _____ : _____ TSS : 9 / 18 mg/L _____ : _____ / _____ mg/L

Measured Level of exceeded parameters (tick / fill in / circle as appropriate)	Mid-Flood:				Mid-Ebb:			
	DO (S&M):	5.03 AL / (LL)	DO (B):	4.86 AL / (LL)	DO (S&M):	5.15 AL / (LL)	DO (B):	4.81 AL / (LL)
	Turbidity:	11.2 AL / (LL)	_____ :	_____ AL / LL	Turbidity:	8.1 AL / (LL)	_____ :	_____ AL / LL
	TSS :	10 (AL) / LL	_____ :	_____ AL / LL	TSS :	11 (AL) / LL	_____ :	_____ AL / LL

Action taken / to be taken: (tick / fill in as appropriate)

Inspection:
- ☑ Silt curtain in proper condition
- ☑ Dredging rate within accepted rate
- ☑ Monitoring equipment is checked and confirmed without problem.
- ☐ Others: _____

Possible reason for Action or Limit Level Non-compliance: (tick / fill in as appropriate)

	DO(S&M)	DO(B)	Turbidity	TSS	
☑ Change of ambient condition or influence in the vicinity, not Project related	✓	✓	✓	✓	
Findings / Evidences					
☑ Station at Upstream Location at ME				✓	
☑ Upstream Control Station (or gradient station for TIN) exceeded AL/LL	MF:5.04mg/L(C2) ME:4.90mg/L(C1)	MF:4.74mg/L(C2) ME:4.77mg/L(C1)	MF:6.8NTU(C3) ME:7.3NTU(C1)		
☑ No increasing / ~~decreasing~~ (for DO) trend across the Project at MF	Upstream: _____ ( )mg/L Downstream: ( )mg/L	Upstream: _____ ( )mg/L Downstream: _____ ( )mg/L	Upstream: 7.9 (G6)NTU Downstream: 6.6 (G1)NTU	Upstream: 5 mg/L (G6) Downstream: 4 mg/L (G2)	
☐ No Dredging Works carried out.					
☐ Others					

The copyright of this document is owned by MaterialLab Consultants Ltd. It may not be reproduced except with prior written approval from the Company.

MATERIALAB CONSULTANTS LIMITED
Fugro Development Centre,
5 Lok Yi Street,
17 M.S. Castle Peak Road,
Tai Lam, Tuen Mun, N.T., Hong Kong.
Tel : (852)-24508238
Fax : (852)-24508032
Email : mcl@fugro.com.hk

MaterialLab

Remarks: (tick / fill in as appropriate)	Repeat In-situ measurement was done. Mid-Flood: DO (S&M): 5.03 DO (B): 4.86 Turbidity: 11.2 Mid-Ebb: DO (S&M): 5.16 DO (B): 4.81 Turbidity: 8.1 ☑ Dredging works conducted at Portion A / E / of the Project. According to Contractor, dredged rate was 3231 / 3000 / m³/day at Portion A / E / respectively. ☐

Prepared by: Cejrus Lai
Signature:
Date (dd/mm/yyyy): 03 / 11 / 2014

Certified by: Colin Yung
Designation: Environmental Team Leader
Signature:

Notes;
- Abbreviation:
AL - Action Level
DO (B) - Dissolved Oxygen (Bottom)
DO (S&M) - Dissolved Oxygen (Surface & Middle)
LL - Limit Level
ME - Mid Ebb
MF - Mid Flood
NH3-N (In-situ) - Ammoniacal Nitrogen (In-situ results)
NH3-N (Lab) - Ammoniacal Nitrogen (Laboratory results)
TIN (In-situ) - Total Inorganic Nitrogen (In-situ results)
TIN (Lab) - Total Inorganic Nirogen (Laboratory results)
TSS - Total Suspended Solids
- Wet Season: April to October; Dry Season: November to March

The copyright of this document is owned by MaterialLab Consultants Ltd. It may not be reproduced except with prior written approval from the Company.

MATERIALAB CONSULTANTS LIMITED
Fugro Development Centre,
5 Lok Yi Street,
17 M.S. Castle Peak Road,
Tai Lam, Tuen Mun, N.T., Hong Kong.
Tel : (852)-24508238
Fax : (852)-24508032
Email : mcl@fugro.com.hk

Interim Notification of Environmental Quality Limits Exceedances
Impact Water Quality Monitoring

Incident Report on Action Level or Limit Level Non-compliance

Reference No.:	20140927 /IM/SR7
Project:	CV/2013/04 - Providing Sufficient Water Depth for Kwai Tsing Container Basin and its Approach Channel
Date:	27/09/2014
Time: (hh:mm)	Mid-Flood: 7 :30 Mid-Ebb: 15 : 05
Monitoring Location:	SR7 – Green Island, Corals
Action Level / Limit Level:	DO (S&M): 6.11/6.02 mg/L; Turbidity: 2.9/4.8 NTU; DO (B): 6.11/6.04 mg/L; _____ : ____ / ____ mg/L _____ : ____ / ____ mg/L

Measured Level of exceeded parameters: (tick / fill in / circle as appropriate)	Mid-Flood:		Mid-Ebb:	
	DO (S&M): 5.08 AL / (LL)	DO (B): 4.86 AL / (LL)	DO (S&M): 4.95 AL / (LL)	DO (B): 4.88 AL / (LL)
	Turbidity: 4.2 (AL) / LL	____ : ____ AL / LL	Turbidity: 3.4 (AL) / LL	____ : ____ AL / LL
	____ : ____ AL / LL	Words : ____ AL / LL	____ : ____ AL / LL	____ : ____ AL / LL

Action taken / to be taken: (tick / fill in as appropriate)

Inspection:
- ☑ Silt curtain in proper condition
- ☑ Dredging rate within accepted rate
- ☑ Monitoring equipment is checked and confirmed without problem.
- ☐ Others: _____

Possible reason for Action or Limit Level Non-compliance: (tick / fill in as appropriate)

	DO(S&M)	DO(B)	Turbidity		
☑ Change of ambient condition or influence in the vicinity, not Project related	✓	✓	✓		
	Findings / Evidences				
☑ Station at Upstream Location at MF	✓	✓	✓		
☑ Upstream Control Station ( ) exceeded AL/LL	MF:5.04mg/L(C2) ME:4.90mg/L(C1)	MF:4.74mg/L(C2) ME:4.77mg/L(C1)	MF:6.8NTU(C3) ME:7.3NTU(C1)		
☑ No increasing / ~~decreasing~~ (for DO) trend across the Project at ME	Upstream: ____ ( )mg/L Downstream: ____ ( )mg/L	Upstream: ____ ( )mg/L Downstream: ____ ( )mg/L	Upstream: 7.9 (G6)NTU Downstream: 6.6 (G1)NTU		
☐ No Dredging Works carried out.					
☐ Others					

The copyright of this document is owned by MaterialLab Consultants Ltd. It may not be reproduced except with prior written approval from the Company.

MATERIALAB CONSULTANTS LIMITED
Fugro Development Centre,
5 Lok Yi Street,
17 M.S. Castle Peak Road,
Tai Lam, Tuen Mun, N.T., Hong Kong.
Tel : (852)-24508238
Fax : (852)-24508032
Email : mcl@fugro.com.hk

MaterialLab

Remarks: (tick / fill in as appropriate)	Repeat In-situ measurement was done. Mid-Flood: DO (S&M): 5.08 ; ; DO (B): 4.86 ; ; Turbidity: 4.2 ; Mid-Ebb: DO (S&M): 4.95 ; ; DO (B): 4.88 ; ; Turbidity: 3.4 ; ☑ Dredging works conducted at Portion A / E / of the Project. According to Contractor, dredged rate (In-situ) was 3231 / 3000 / ____ m^3/day at Portion A / E / respectively. ☐

Prepared by: Cyrus Lai

Signature:

Date (dd/mm/yyyy): 09/10/2014

Certified by: Colin Yung
Designation: Environmental Team Leader

Signature:

Notes;
- Abbreviation:
AL - Action Level
DO (B) - Dissolved Oxygen (Bottom)
DO (S&M) - Dissolved Oxygen (Surface & Middle)
LL - Limit Level
ME - Mid Ebb
MF - Mid Flood
NH3-N (In-situ) - Ammoniacal Nitrogen (In-situ results)
NH3-N (Lab) - Ammoniacal Nitrogen (Laboratory results)
TIN (In-situ) - Total Inorganic Nitrogen (In-situ results)
TIN (Lab) - Total Inorganic Nirogen (Laboratory results)
TSS - Total Suspended Solids
- Wet Season: April to October; Dry Season: November to March

The copyright of this document is owned by MaterialLab Consultants Ltd. It may not be reproduced except with prior written approval from the Company.

MATERIALAB CONSULTANTS LIMITED
Fugro Development Centre,
5 Lok Yi Street,
17 M.S. Castle Peak Road,
Tai Lam, Tuen Mun, N.T., Hong Kong.
Tel : (852)-24508238
Fax : (852)-24508032
Email : mcl@fugro.com.hk

MaterialLab

Interim Notification of Environmental Quality Limits Exceedances
Impact Water Quality Monitoring

Incident Report on Action Level or Limit Level Non-compliance

Reference No.:	20140927 /IM/SR8
Project:	CV/2013/04 - Providing Sufficient Water Depth for Kwai Tsing Container Basin and its Approach Channel
Date:	27/09/2014
Time: (hh:mm)	Mid-Flood: 7:57 Mid-Ebb: 13:18
Monitoring Location:	SR8 – Shek Kok Tsui, Corals
Action Level / Limit Level:	DO (S&M): 6.11/6.02 mg/L; Turbidity: 2.9/4.8 NTU; DO (B): 6.11/6.04 mg/L; _____ : _____ / _____ mg/L _____ : _____ / _____ mg/L _____ : _____ / _____ mg/L

Measured Level of exceeded parameters (tick / fill in / circle as appropriate)	Mid-Flood:		Mid-Ebb:	
	DO (S&M): 5.12 AL / (LL)	DO (B): 4.64 AL / (LL)	DO (S&M): 5.55 AL / (LL)	DO (B): 4.73 AL / (LL)
	Turbidity: 6.5 AL / (LL)	_____ : _____ AL / LL	Turbidity: 4.1 (AL) / LL	_____ : _____ AL / LL
	_____ : _____ AL / LL	Words : _____ AL / LL	_____ : _____ AL / LL	Words : _____ AL / LL

Action taken / to be taken: (tick / fill in as appropriate)

Inspection:
- ☑ Silt curtain in proper condition
- ☑ Dredging rate within accepted rate
- ☑ Monitoring equipment is checked and confirmed without problem.
- ☐ Others: _____

Possible reason for Action or Limit Level Non-compliance: (tick / fill in as appropriate)

	DO(S&M)	DO(B)	Turbidity		
☑ Change of ambient condition or influence in the vicinity, not Project related	✓	✓	✓		
Findings / Evidences					
☑ Station at Upstream Location at MF	✓	✓	✓		
☑ Upstream Control Station ( ) exceeded AL/LL	MF:5.04mg/L(C2) ME:4.90mg/L(C1)	MF:4.74mg/L(C2) ME:4.77mg/L(C1)	MF:6.8NTU(C3) ME:7.3NTU(C1)		
☑ No increasing / ~~decreasing~~ (for DO) trend across the Project at ME	Upstream: _____ ( )mg/L Downstream: _____ ( )mg/L	Upstream: _____ ( )mg/L Downstream: _____ ( )mg/L	Upstream: 7.9 (G6)NTU Downstream: 6.6 (G1)NTU		
☐ No Dredging Works carried out.					
☐ Others					

The copyright of this document is owned by MaterialLab Consultants Ltd. It may not be reproduced except with prior written approval from the Company.

MATERIALAB CONSULTANTS LIMITED
Fugro Development Centre,
5 Lok Yi Street,
17 M.S. Castle Peak Road,
Tai Lam, Tuen Mun, N.T., Hong Kong.
Tel : (852)-24508238
Fax : (852)-24508032
Email : mcl@fugro.com.hk

MaterialLab

Remarks: (tick / fill in as appropriate)	Repeat In-situ measurement was done. Mid-Flood: DO (S&M): ~~5.12~~ ; DO (B): 4.64 ; Turbidity: 6.5 Mid-Ebb: DO (S&M): 5.55 ; DO (B): 4.73 ; Turbidity: 4.1 ☑ Dredging works conducted at Portion A / E / ___ of the Project. According to Contractor, dredged rate was 3231 / 3000 / ___ m^3/day at Portion A / E / ___ respectively. (In-situ) ☐ ___

Prepared by: Cyrus Lo

Signature:

Date (dd/mm/yyyy): 09 / 10 / 2014

Certified by: Colin Yung
Designation: Environmental Team Leader

Signature: CY

Notes;
- Abbreviation:
AL - Action Level
DO (B) - Dissolved Oxygen (Bottom)
DO (S&M) - Dissolved Oxygen (Surface & Middle)
LL - Limit Level
ME - Mid Ebb
MF - Mid Flood
NH3-N (In-situ) - Ammoniacal Nitrogen (In-situ results)
NH3-N (Lab) - Ammoniacal Nitrogen (Laboratory results)
TIN (In-situ) - Total Inorganic Nitrogen (In-situ results)
TIN (Lab) - Total Inorganic Nirogen (Laboratory results)
TSS - Total Suspended Solids
- Wet Season: April to October; Dry Season: November to March

The copyright of this document is owned by MaterialLab Consultants Ltd. It may not be reproduced except with prior written approval from the Company.

MATERIALAB CONSULTANTS LIMITED
Fugro Development Centre,
5 Lok Yi Street,
17 M.S. Castle Peak Road,
Tai Lam, Tuen Mun, N.T., Hong Kong.
Tel : (852)-24508238
Fax : (852)-24508032
Email : mcl@fugro.com.hk

MaterialLab

Interim Notification of Environmental Quality Limits Exceedances
Impact Water Quality Monitoring

Incident Report on Action Level or Limit Level Non-compliance

Reference No.:	20140927 /IM/SR9 A
Project:	CV/2013/04 - Providing Sufficient Water Depth for Kwai Tsing Container Basin and its Approach Channel
Date:	27/09/2014
Time: (hh:mm)	Mid-Flood: 7:15 Mid-Ebb: 14:20
Monitoring Location:	SR9 – Cheung Sha Wan FCZ
Action Level / Limit Level:	DO (S&M): 6.11/6.02 mg/L; TIN 0.37/0.49(wet season) or 0.22/0.29(dry season)mg/L DO (B): 6.11/6.04 mg/L; Turbidity: 2.9/4.8 NTU; : / mg/L : / mg/L
Measured Level of exceeded parameters: (tick / fill in / circle as appropriate)	Mid-Flood: DO (S&M): ____ AL / LL; DO (B): 6.08 (AL) / LL Turbidity: 5.1 AL / (LL); TIN(In-situ): 0.73 AL / (LL) TIN(Lab): ____ AL / LL; ____ : ____ AL / LL Mid-Ebb: DO (S&M): ____ AL / LL; DO (B): ____ AL / LL Turbidity: 5.5 AL / (LL); TIN(In-situ): 0.75 AL / (LL) TIN(Lab): ____ AL / LL; ____ : ____ AL / LL
Action taken / to be taken: (tick / fill in as appropriate)	Inspection: ☑ Silt curtain in proper condition ☑ Dredging rate within accepted rate ☑ Monitoring equipment is checked and confirmed without problem. ☐ Others: ____

Possible reason for Action or Limit Level Non-compliance: (tick / fill in as appropriate)	DO(S&M)	DO(B)	Turbidity	TIN	
☑ Change of ambient condition or influence in the vicinity, not Project related		✓	✓	✓	
Findings / Evidences					
☑ Station at Upstream Location at MF		✓	✓	✓	
☑ Upstream Control Station or gradient station for TIN exceeded AL/LL		MF:4.74mg/L(C2) ME:4.77mg/L(C1)	MF:6.8NTU(C3) ME:7.3NTU(C1)	MF: 0.50mg/L(G6) ME: 1.28mg/L (G1)	
☑ No increasing / ~~decreasing~~ (for DO) trend across the Project at ME	Upstream: ____ ( )mg/L Downstream: ____ ( )mg/L	Upstream: ____ ( )mg/L Downstream: ____ ( )mg/L	Upstream: 7.9 (G6)NTU Downstream: 6.6 (G1)NTU	Upstream: ____ ( )mg/L Downstream: ____ ( )mg/L	
☐ No Dredging Works carried out.					
☐ Others					

The copyright of this document is owned by MaterialLab Consultants Ltd. It may not be reproduced except with prior written approval from the Company.

MATERIALAB CONSULTANTS LIMITED
Fugro Development Centre,
5 Lok Yi Street,
17 M.S. Castle Peak Road,
Tai Lam, Tuen Mun, N.T., Hong Kong.
Tel : (852)-24508238
Fax : (852)-24508032
Email : mcl@fugro.com.hk

Remarks: (tick / fill in as appropriate)	Repeat In-situ measurement was done. Mid-Flood: DO (S&M): ____ DO (B): 6.08 Turbidity: 5.1 TIN: 0.73 ____ : ____ ____ : ____ Mid-Ebb: DO (S&M): ____ DO (B): ____ Turbidity: 5.5 TIN: 0.75 ____ : ____ ____ : ____ ☑ Dredging works conducted at Portion A / E / ____ of the Project. According to Contractor, dredged rate (In-situ) was 3231 / 3000 / ____ m^3/day at Portion A / E / ____ respectively. ☑ No TIN exceedance was found in laboratory result (Mid-Flood: 0.09 and Mid-Ebb:0.12).

Prepared by: Agnes Lai
Signature:
Date (dd/mm/yyyy): 03 / 11 / 2014

Certified by: Colin Yung
Designation: Environmental Team Leader
Signature:

Notes;
- Abbreviation:
AL - Action Level
DO (B) - Dissolved Oxygen (Bottom)
DO (S&M) - Dissolved Oxygen (Surface & Middle)
LL - Limit Level
ME - Mid Ebb
MF - Mid Flood
NH3-N (In-situ) - Ammoniacal Nitrogen (In-situ results)
NH3-N (Lab) - Ammoniacal Nitrogen (Laboratory results)
TIN (In-situ) - Total Inorganic Nitrogen (In-situ results)
TIN (Lab) - Total Inorganic Nirogen (Laboratory results)
TSS - Total Suspended Solids
- Wet Season: April to October; Dry Season: November to March

The copyright of this document is owned by MaterialLab Consultants Ltd. It may not be reproduced except with prior written approval from the Company.

MATERIALAB CONSULTANTS LIMITED
Fugro Development Centre,
5 Lok Yi Street,
17 M.S. Castle Peak Road,
Tai Lam, Tuen Mun, N.T., Hong Kong.
Tel : (852)-24508238
Fax : (852)-24508032
Email : mcl@fugro.com.hk

MaterialLab

Interim Notification of Environmental Quality Limits Exceedances
Impact Water Quality Monitoring

Incident Report on Action Level or Limit Level Non-compliance

Reference No.:	20140927 /IM/SR10
Project:	CV/2013/04 - Providing Sufficient Water Depth for Kwai Tsing Container Basin and its Approach Channel
Date:	27/09/2014
Time: (hh:mm)	Mid-Flood: 8:40 Mid-Ebb: 12:30
Monitoring Location:	SR10 – Lo Tik Wan FCZ
Action Level / Limit Level:	DO (S&M): 6.11/6.02 mg/L; TIN: 0.37/0.49(wet season) or 0.22/0.29(dry season)mg/L DO (B): 6.11/6.04 mg/L; Turbidity: 2.9/4.8 NTU; ____ : ____ / ____ mg/L Words ____ : ____ / ____ mg/L

Measured Level of exceeded parameters: (tick / fill in / circle as appropriate)	Mid-Flood:				Mid-Ebb:			
	DO (S&M):	5.04 AL / (LL)	DO (B):	4.92 AL / (LL)	DO (S&M):	5.25 AL / (LL)	DO (B):	4.93 AL / (LL)
	Turbidity:	5.1 AL / (LL)	TIN(In-situ):	0.50 AL / (LL)	Turbidity:	4.5 (AL) / LL	TIN(In-situ):	0.51 AL / (LL)
	TIN(Lab):	____ AL / LL	____ :	____ AL / LL	TIN(Lab):	____ AL / LL	____ :	____ AL / LL

Action taken / to be taken: (tick / fill in as appropriate)

Inspection:
- ☑ Silt curtain in proper condition
- ☑ Dredging rate within accepted rate
- ☑ Monitoring equipment is checked and confirmed without problem.
- ☐ Others: ____

Possible reason for Action or Limit Level Non-compliance: (tick / fill in as appropriate)

	DO(S&M)	DO(B)	Turbidity	TIN	
☑ Change of ambient condition or influence in the vicinity, not Project related	✓	✓	✓	✓	
Findings / Evidences					
☑ Station at Upstream Location at MF	✓	✓	✓	✓	
☑ Upstream Control Station (~~or gradient station for TIN~~) exceeded AL/LL	MF:5.04mg/L(C2) ME:4.90mg/L(C1)	MF:4.74mg/L(C2) ME:4.77mg/L(C1)	MF:6.8NTU(C3) ME:7.3NTU(C1)	MF: 0.50mg/L(G6) ME: 1.28mg/L (G1)	
☑ No increasing / ~~decreasing~~ (for DO) trend across the Project at ME	Upstream: ____ ( )mg/L Downstream: ( )mg/L	Upstream: ____ ( )mg/L Downstream: ( )mg/L	Upstream: 7.9 (G6)NTU Downstream: 6.6 (G1)NTU	Upstream: ____ ( )mg/L Downstream: ( )mg/L	
☐ No Dredging Works carried out.					
☐ Others					

The copyright of this document is owned by MaterialLab Consultants Ltd. It may not be reproduced except with prior written approval from the Company.

MATERIALAB CONSULTANTS LIMITED
Fugro Development Centre,
5 Lok Yi Street,
17 M.S. Castle Peak Road,
Tai Lam, Tuen Mun, N.T., Hong Kong.
Tel : (852)-24508238
Fax : (852)-24508032
Email : mcl@fugro.com.hk

MaterialLab

Remarks: (tick / fill in as appropriate)	Repeat In-situ measurement was done. Mid-Flood: DO (S&M): 5.04 DO (B): 4.92 Turbidity: 5.1 TIN: 0.50 : : : Mid-Ebb: DO (S&M): 5.25 DO (B): 4.93 Turbidity: 4.5 TIN: 0.51 : : : ☑ Dredging works conducted at Portion A / E / ____ of the Project. According to Contractor, dredged rate (in-situ) was 3231 / 3000 / ____ m^3/day at Portion A / E / ____ respectively. ☑ No TIN exceedance was found in laboratory result (Mid-Flood: 0.24 and Mid-Ebb:0.24).

Prepared by: Cyrus Lo

Signature:

Date (dd/mm/yyyy): 03 / 11 / 2014

Certified by: Colin Yung
Designation: Environmental Team Leader

Signature:

Notes;
- Abbreviation:
AL - Action Level
DO (B) - Dissolved Oxygen (Bottom)
DO (S&M) - Dissolved Oxygen (Surface & Middle)
LL - Limit Level
ME - Mid Ebb
MF - Mid Flood
NH3-N (In-situ) - Ammoniacal Nitrogen (In-situ results)
NH3-N (Lab) - Ammoniacal Nitrogen (Laboratory results)
TIN (In-situ) - Total Inorganic Nitrogen (In-situ results)
TIN (Lab) - Total Inorganic Nirogen (Laboratory results)
TSS - Total Suspended Solids
- Wet Season: April to October; Dry Season: November to March

The copyright of this document is owned by MaterialLab Consultants Ltd. It may not be reproduced except with prior written approval from the Company.

MATERIALAB CONSULTANTS LIMITED
Fugro Development Centre,
5 Lok Yi Street,
17 M.S. Castle Peak Road,
Tai Lam, Tuen Mun, N.T., Hong Kong.
Tel : (852)-24508238
Fax : (852)-24508032
Email : mcl@fugro.com.hk

Interim Notification of Environmental Quality Limits Exceedances
Impact Water Quality Monitoring

Incident Report on Action Level or Limit Level Non-compliance

Reference No.:	20140927 /IM/SR11 a
Project:	CV/2013/04 - Providing Sufficient Water Depth for Kwai Tsing Container Basin and its Approach Channel
Date:	27/09/2014
Time: (hh:mm)	Mid-Flood: 9:40 Mid-Ebb: 12:30
Monitoring Location:	SR11 – Sok Kwu Wan FCZ
Action Level / Limit Level:	DO (S&M): 6.11/6.02 mg/L; TIN: 0.37/0.49(wet season) or 0.22/0.29(dry season)mg/L DO (B): 6.11/6.04 mg/L; Turbidity: 2.9/4.8 NTU; Words : / mg/L

Measured Level of exceeded parameters (tick / fill in / circle as appropriate)	Mid-Flood:			Mid-Ebb:			
	DO (S&M):	5.07 AL / (LL)	DO (B):	4.55 AL / (LL)	DO (S&M):	5.59 AL / (LL)	DO (B):	4.91 AL / (LL)
	Turbidity:	AL / LL	TIN(In-situ):	0.75 AL / (LL)	Turbidity:	3.3 (AL) / LL	TIN(In-situ):	0.7 AL / (LL)
	TIN(Lab):	AL / LL	:	AL / LL	TIN(Lab):	AL / LL	:	AL / LL

Action taken / to be taken: (tick / fill in as appropriate)

Inspection:
- ☑ Silt curtain in proper condition
- ☑ Dredging rate within accepted rate
- ☑ Monitoring equipment is checked and confirmed without problem.
- ☐ Others: _____

Possible reason for Action or Limit Level Non-compliance: (tick / fill in as appropriate)

	DO(S&M)	DO(B)	Turbidity	TIN	
☑ Change of ambient condition or influence in the vicinity, not Project related	✓	✓	✓	✓	
Findings / Evidences					
☑ Station at Upstream Location at MF	✓	✓	✓	✓	
☑ Upstream Control Station (or gradient station for TIN) exceeded AL/LL	MF:5.04mg/L(C2) ME:4.90mg/L(C1)	MF:4.74mg/L(C2) ME:4.77mg/L(C1)	ME:7.3NTU(C1)	MF: 0.50mg/L(G6) ME: 1.28mg/L (G1)	
☐ No increasing / decreasing (for DO) trend across the Project at ME	Upstream: ____ ( )mg/L Downstream: ____ ( )mg/L	Upstream: ____ ( )mg/L Downstream: ____ ( )mg/L	Upstream: ____ ( )NTU Downstream: ____ ( )NTU	Upstream: ____ ( )mg/L Downstream: ____ ( )mg/L	
☐ No Dredging Works carried out.					
☐ Others					

The copyright of this document is owned by MaterialLab Consultants Ltd. It may not be reproduced except with prior written approval from the Company.

MATERIALAB CONSULTANTS LIMITED
Fugro Development Centre,
5 Lok Yi Street,
17 M.S. Castle Peak Road,
Tai Lam, Tuen Mun, N.T., Hong Kong.
Tel : (852)-24508238
Fax : (852)-24508032
Email : mcl@fugro.com.hk

Remarks: (tick / fill in as appropriate)	Repeat In-situ measurement was done. Mid-Flood: DO (S&M): 5.07 DO (B): 4.55 Turbidity: ____ TIN: 0.75 ____ : ____ ____ : ____ Mid-Ebb: DO (S&M): 5.59 DO (B): 4.91 Turbidity: 3.3 TIN: 0.7 ____ : ____ ____ : ____ ☑ Dredging works conducted at Portion A / E / ____ of the Project. According to Contractor, dredged rate was 3231 / 3000 / ____ m^3/day at Portion A / E / ____ respectively. (In-situ) ☑ No TIN exceedance was found in laboratory result (Mid-Flood: 0.23 and Mid-Ebb:0.24)

Prepared by: Cyrus Lai

Signature:

Date (dd/mm/yyyy): 03 / 11 / 2014

Certified by: Colin Yung
Designation: Environmental Team Leader

Signature:

Notes;
- Abbreviation:
AL - Action Level
DO (B) - Dissolved Oxygen (Bottom)
DO (S&M) - Dissolved Oxygen (Surface & Middle)
LL - Limit Level
ME - Mid Ebb
MF - Mid Flood
NH3-N (In-situ) - Ammoniacal Nitrogen (In-situ results)
NH3-N (Lab) - Ammoniacal Nitrogen (Laboratory results)
TIN (In-situ) - Total Inorganic Nitrogen (In-situ results)
TIN (Lab) - Total Inorganic Nirogen (Laboratory results)
TSS - Total Suspended Solids
- Wet Season: April to October; Dry Season: November to March

The copyright of this document is owned by MaterieLab Consultants Ltd. It may not be reproduced except with prior written approval from the Company.

MATERIALAB CONSULTANTS LIMITED
Fugro Development Centre,
5 Lok Yi Street,
17 M.S. Castle Peak Road,
Tai Lam, Tuen Mun, N.T., Hong Kong.
Tel : (852)-24508238
Fax : (852)-24508032
Email : mcl@fugro.com.hk

Interim Notification of Environmental Quality Limits Exceedances
Impact Water Quality Monitoring

Incident Report on Action Level or Limit Level Non-compliance

Reference No.:	20140927 /IM/SR13							
Project:	CV/2013/04 - Providing Sufficient Water Depth for Kwai Tsing Container Basin and its Approach Channel							
Date:	27/09/2014							
Time: (hh:mm)	Mid-Flood: 8:35 Mid-Ebb: 14:10							
Monitoring Location:	SR13 – EMSD Cooling Water Intake for Kwai Chung Hospital							
Action Level / Limit Level:	DO (S&M): 5.31/5.22 mg/L; DO (B): 5.29/5.12 mg/L; _____ : ____/____ mg/L				Turbidity: 13.1/15.7 NTU; _____ : ____/____mg/L _____ : ____/____ mg/L			
Measured Level of exceeded parameters (tick / fill in / circle as appropriate)	Mid-Flood:				Mid-Ebb:			
	DO (S&M): 4.65 AL / (LL)	DO (B): 4.19 AL / (LL)			DO (S&M): 4.87 AL / (LL)	DO (B): 4.55 AL / (LL)		
	Turbidity: _____AL / LL	_____ : _____AL / LL			Turbidity: _____AL / LL	_____ : _____AL / LL		
	_____ : _____AL / LL	_____ : _____AL / LL			_____ : _____AL / LL	_____ : _____AL / LL		
Action taken / to be taken: (tick / fill in as appropriate)	Inspection: ☑ Silt curtain in proper condition ☑ Dredging rate within accepted rate ☑ Monitoring equipment is checked and confirmed without problem. ☐ Others: _____							
Possible reason for Action or Limit Level Non-compliance: (tick / fill in as appropriate)		DO(S&M)	DO(B)	Turbidity				
	☑ Change of ambient condition or influence in the vicinity, not Project related	✓	✓					
		Findings / Evidences						
	☑ Station at Upstream Location at ME	✓	✓					
	☑ Upstream Control Station ( ) exceeded AL/LL	MF:5.04mg/L(C2) ME:4.90mg/L(C1)	MF:4.74mg/L(C2) ME:4.77mg/L(C1)					
	☐ No increasing / decreasing (for DO) trend across the Project at MF	Upstream: _____( )mg/L Downstream: ( )mg/L	Upstream: _____( )mg/L Downstream: ( )mg/L	Upstream: _____( )NTU Downstream: ( )NTU				
	☐ No Dredging Works carried out.							
	☐ Others							

The copyright of this document is owned by MaterialLab Consultants Ltd. It may not be reproduced except with prior written approval from the Company.

MATERIALAB CONSULTANTS LIMITED
Fugro Development Centre,
5 Lok Yi Street,
17 M.S. Castle Peak Road,
Tai Lam, Tuen Mun, N.T., Hong Kong.
Tel : (852)-24508238
Fax : (852)-24508032
Email : mcl@fugro.com.hk

MaterialLab

Remarks: (tick / fill in as appropriate)	Repeat In-situ measurement was done. Mid-Flood: DO (S&M): 4.65 ; ____ DO (B): 4.19 ; ____ Turbidity: ____ ; ____ Mid-Ebb: DO (S&M): 4.87 ; ____ DO (B): 4.55 ; ____ Turbidity: ____ ; ____ ☑ Dredging works conducted at Portion A / E / ____ of the Project. According to Contractor, dredged rate was 3231 / 3000 / ____ m^3/day at Portion A / E / ____ respectively. (In-situ) ☐ ____

Prepared by: Cyrus Lai

Signature:

Date (dd/mm/yyyy): 09 / 10 / 2014

Certified by: Colin Yung
Designation: Environmental Team Leader

Signature: CL

Notes;
- Abbreviation:
AL - Action Level
DO (B) - Dissolved Oxygen (Bottom)
DO (S&M) - Dissolved Oxygen (Surface & Middle)
LL - Limit Level
ME - Mid Ebb
MF - Mid Flood
NH3-N (In-situ) - Ammoniacal Nitrogen (In-situ results)
NH3-N (Lab) - Ammoniacal Nitrogen (Laboratory results)
TIN (In-situ) - Total Inorganic Nitrogen (In-situ results)
TIN (Lab) - Total Inorganic Nirogen (Laboratory results)
TSS - Total Suspended Solids
- Wet Season: April to October; Dry Season: November to March

The copyright of this document is owned by MaterialLab Consultants Ltd. It may not be reproduced except with prior written approval from the Company.

MATERIALAB CONSULTANTS LIMITED
Fugro Development Centre,
5 Lok Yi Street,
17 M.S. Castle Peak Road,
Tai Lam, Tuen Mun, N.T., Hong Kong.
Tel : (852)-24508238
Fax : (852)-24508032
Email : mcl@fugro.com.hk

Interim Notification of Environmental Quality Limits Exceedances
Impact Water Quality Monitoring

Incident Report on Action Level or Limit Level Non-compliance

Reference No.:	20140930 /IM/SR2
Project:	CV/2013/04 - Providing Sufficient Water Depth for Kwai Tsing Container Basin and its Approach Channel
Date:	30/09/2014
Time: (hh:mm)	Mid-Flood: 13:06 Mid-Ebb: 15:33
Monitoring Location:	SR2 – Casam, Gazetted Beach
Action Level / Limit Level:	DO (S&M): 5.45/5.39 mg/L; NH3-N: 0.21/0.24 mg/L ; DO (B): 5.43/5.27 mg/L; Turbidity: 6.7/10.1 NTU; ____ : ____ / ____ mg/L ____ : ____ / ____ mg/L

Measured Level of exceeded parameters: (tick / fill in / circle as appropriate)	Mid-Flood:			Mid-Ebb:			
	DO (S&M): 5.02 AL / (LL)	DO (B): 4.74 AL / (LL)		DO (S&M): 4.92 AL / (LL)	DO (B): 4.66 AL / (LL)		
	Turbidity: ____ AL / LL	NH3-N(In-situ): ____ AL / LL		Turbidity: ____ AL / LL	NH3-N(In-situ): ____ AL / LL		
	NH3-N(Lab): ____ AL / LL	____ : ____ AL / LL		NH3-N(Lab): ____ AL / LL	____ : ____ AL / LL		

Action taken / to be taken: (tick / fill in as appropriate)

Inspection:
- ☑ Silt curtain in proper condition
- ☑ Dredging rate within accepted rate
- ☑ Monitoring equipment is checked and confirmed without problem.
- ☐ Others: ____

Possible reason for Action or Limit Level Non-compliance: (tick / fill in as appropriate)

	DO(S&M)	DO(B)	Turbidity	NH3-N	
☑ Change of ambient condition or influence in the vicinity, not Project related	✓	✓			
	Findings / Evidences				
☑ Station at Upstream Location at ME	✓	✓			
☑ Upstream Control Station ( ) exceeded AL/LL	MF:5.30mg/L(C2) ME:4.93mg/L(C1)	MF:5.10mg/L(C3) ME:4.78mg/L(C1)			
☐ No increasing / decreasing (for DO) trend across the Project at MF	Upstream: ____ ( )mg/L Downstream: ( )mg/L	Upstream: ____ ( )mg/L Downstream: ( )mg/L	Upstream: ____ ( )NTU Downstream: ( )NTU	Upstream: ____ ( )mg/L Downstream: ( )mg/L	
☐ No Dredging Works carried out.					
☐ Others					

The copyright of this document is owned by MaterialLab Consultants Ltd. It may not be reproduced except with prior written approval from the Company.

MATERIALAB CONSULTANTS LIMITED
Fugro Development Centre,
5 Lok Yi Street,
17 M.S. Castle Peak Road,
Tai Lam, Tuen Mun, N.T., Hong Kong.
Tel : (852)-24508238
Fax : (852)-24508032
Email : mcl@fugro.com.hk

MaterialLab

Remarks: (tick / fill in as appropriate)	Repeat In-situ measurement was done. Mid-Flood: DO (S&M): 5.02 DO (B): 4.74 Turbidity: ____ NH3-N: ____ : ____ : ____ Mid-Ebb: DO (S&M): 4.92 DO (B): 4.66 Turbidity: ____ NH3-N: ____ : ____ : ____ ☑ Dredging works conducted at Portion A / ___ / ___ of the Project. According to Contractor, dredged rate (in-situ) was 1077 / ___ / ___ m^3/day at Portion A / ___ / ___ respectively. ☐ ____

Prepared by: Cyrus Lo

Signature:

Date (dd/mm/yyyy): 09 / 10 / 2014

Certified by: Colin Yung
Designation: Environmental Team Leader

Signature:

Notes;
- Abbreviation:
AL - Action Level
DO (B) - Dissolved Oxygen (Bottom)
DO (S&M) - Dissolved Oxygen (Surface & Middle)
LL - Limit Level
ME - Mid Ebb
MF - Mid Flood
NH3-N (In-situ) - Ammoniacal Nitrogen (In-situ results)
NH3-N (Lab) - Ammoniacal Nitrogen (Laboratory results)
TIN (In-situ) - Total Inorganic Nitrogen (In-situ results)
TIN (Lab) - Total Inorganic Nirogen (Laboratory results)
TSS - Total Suspended Solids
- Wet Season: April to October; Dry Season: November to March

The copyright of this document is owned by MaterialLab Consultants Ltd. It may not be reproduced except with prior written approval from the Company.

MATERIALAB CONSULTANTS LIMITED
Fugro Development Centre,
5 Lok Yi Street,
17 M.S. Castle Peak Road,
Tai Lam, Tuen Mun, N.T., Hong Kong.
Tel : (852)-24508238
Fax : (852)-24508032
Email : mcl@fugro.com.hk

Interim Notification of Environmental Quality Limits Exceedances
Impact Water Quality Monitoring

Incident Report on Action Level or Limit Level Non-compliance

Reference No.:	20140930 /IM/SR3
Project:	CV/2013/04 - Providing Sufficient Water Depth for Kwai Tsing Container Basin and its Approach Channel
Date:	30/09/20015
Time: (hh:mm)	Mid-Flood: 12:32 Mid-Ebb: 16:00
Monitoring Location:	SR3 –Approach, Gazetted Beach
Action Level / Limit Level:	DO (S&M): 5.45/5.39 mg/L; NH3-N: 0.21/0.24 mg/L ; DO (B): 5.43/5.27 mg/L; Turbidity: 6.7/10.1 NTU; ____ : ____ / ____ mg/L ____ : ____ / ____ mg/L

Measured Level of exceeded parameters (tick / fill in / circle as appropriate)	Mid-Flood:		Mid-Ebb:	
	DO (S&M): 5.23 AL / (LL)	DO (B): 4.77 AL / (LL)	DO (S&M): 4.95 AL / (LL)	DO (B): 4.68 AL / (LL)
	Turbidity: 7.3 (AL) / LL	NH3-N(In-situ): ____ AL / LL	Turbidity: ____ AL / LL	NH3-N(In-situ): ____ AL / LL
	NH3-N(Lab): ____ AL / LL	____ : ____ AL / LL	NH3-N(Lab): ____ AL / LL	____ : ____ AL / LL

Action taken / to be taken: (tick / fill in as appropriate)

Inspection:
- ☑ Silt curtain in proper condition
- ☑ Dredging rate within accepted rate
- ☑ Monitoring equipment is checked and confirmed without problem.
- ☐ Others: ____

Possible reason for Action or Limit Level Non-compliance: (tick / fill in as appropriate)

	DO(S&M)	DO(B)	Turbidity	NH3-N	
☑ Change of ambient condition or influence in the vicinity, not Project related	✓	✓	✓		
	Findings / Evidences				
☑ Station at Upstream Location at ME	✓	✓			
☑ Upstream Control Station ( ) exceeded AL/LL	MF:5.30mg/L(C2) ME:4.93mg/L(C1)	MF:5.10mg/L(C3) ME:4.78mg/L(C1)	MF:6.8 NTU(C2)		
☐ No increasing / decreasing (for DO) trend across the Project at MF	Upstream: ____ ( )mg/L Downstream: ( )mg/L	Upstream: ____ ( )mg/L Downstream: ( )mg/L	Upstream: ____ ( )NTU Downstream: ( )NTU	Upstream: ____ ( )mg/L Downstream: ( )mg/L	
☐ No Dredging Works carried out					
☐ Others					

The copyright of this document is owned by MaterialLab Consultants Ltd. It may not be reproduced except with prior written approval from the Company.

MATERIALAB CONSULTANTS LIMITED
Fugro Development Centre,
5 Lok Yi Street,
17 M.S. Castle Peak Road,
Tai Lam, Tuen Mun, N.T., Hong Kong.
Tel : (852)-24508238
Fax : (852)-24508032
Email : mcl@fugro.com.hk

Remarks: (tick / fill in as appropriate)	Repeat In-situ measurement was done. Mid-Flood: DO (S&M): 5.23 DO (B): 4.77 Turbidity: _____ NH3-N: _____ : _____ _____ : _____ Mid-Ebb: DO (S&M): 4.95 DO (B): 4.68 Turbidity: _____ NH3-N: _____ : _____ _____ : _____ ☑ Dredging works conducted at Portion A / ___ / ___ of the Project. According to Contractor, dredged rate was 1077 / ___ / ___ m^3/day at Portion A / ___ / ___ respectively. (in-situ) ☐ _____

Prepared by: Cyrus Lo

Signature:

Date (dd/mm/yyyy): 09 / 10 / 2014

Certified by: Colin Yung
Designation: Environmental Team Leader

Signature: _____

Notes;
- Abbreviation:
AL - Action Level
DO (B) - Dissolved Oxygen (Bottom)
DO (S&M) - Dissolved Oxygen (Surface & Middle)
LL - Limit Level
ME - Mid Ebb
MF - Mid Flood
NH3-N (In-situ) - Ammoniacal Nitrogen (In-situ results)
NH3-N (Lab) - Ammoniacal Nitrogen (Laboratory results)
TIN (In-situ) - Total Inorganic Nitrogen (In-situ results)
TIN (Lab) - Total Inorganic Nirogen (Laboratory results)
TSS - Total Suspended Solids
- Wet Season: April to October; Dry Season: November to March

The copyright of this document is owned by MaterialLab Consultants Ltd. It may not be reproduced except with prior written approval from the Company.

MATERIALAB CONSULTANTS LIMITED
Fugro Development Centre,
5 Lok Yi Street,
17 M.S. Castle Peak Road,
Tai Lam, Tuen Mun, N.T., Hong Kong.
Tel : (852)-24508238
Fax : (852)-24508032
Email : mcl@fugro.com.hk

MaterialLab

Interim Notification of Environmental Quality Limits Exceedances
Impact Water Quality Monitoring

Incident Report on Action Level or Limit Level Non-compliance

Reference No.:	20140930 /IM/SR5 a
Project:	CV/2013/04 - Providing Sufficient Water Depth for Kwai Tsing Container Basin and its Approach Channel
Date:	30/09/2014
Time: (hh:mm)	Mid-Flood: 13:27 Mid-Ebb: 15:21
Monitoring Location:	SR5 – Ma Wan FCZ
Action Level / Limit Level:	DO (S&M): 5.45/5.39 mg/L; Turbidity: 6.7/10.1 NTU; DO (B): 5.43/5.27 mg/L; TIN 0.45/0.50(wet season) or 0.36/0.39(dry season)mg/L _____ : _____ / _____ mg/L _____ : _____ / _____ mg/L

Measured Level of exceeded parameters: (tick / fill in / circle as appropriate)	Mid-Flood:				Mid-Ebb:			
	DO (S&M):	4.86 AL / (LL)	DO (B):	4.69 AL / (LL)	DO (S&M):	5.01 AL / (LL)	DO (B):	4.90 AL / (LL)
	Turbidity:	____ AL / LL	TIN(In-situ):	1.38 AL / (LL)	Turbidity:	____ AL / LL	TIN(In-situ):	1.38 AL / (LL)
	TIN(Lab):	0.59 AL / (LL)	____ :	____ AL / LL	TIN(Lab):	0.64 AL / (LL)	____ :	____ AL / LL

Action taken / to be taken: (tick / fill in as appropriate)

Inspection:
- ☑ Silt curtain in proper condition
- ☑ Dredging rate within accepted rate
- ☑ Monitoring equipment is checked and confirmed without problem.
- ☐ Others: _____

Possible reason for Action or Limit Level Non-compliance: (tick / fill in as appropriate)

	DO(S&M)	DO(B)	Turbidity	TIN	
☑ Change of ambient condition or influence in the vicinity, not Project related	✓	✓		✓	
Findings / Evidences					
☑ Station at Upstream Location at ME	✓	✓		✓	
☑ Upstream Control Station (or gradient station for TIN) exceeded AL/LL	MF:5.30mg/L(C2) ME:4.93mg/L(C1)	MF:5.10mg/L(C3) ME:4.78mg/L(C1)		MF:0.85mg/L(G6) ME:1.20mg/L(G1)	(Insitu) (Insitu)
☐ No increasing / decreasing (for DO) trend across the Project at MF	Upstream: ____ ( )mg/L Downstream: ( )mg/L	Upstream: ____ ( )mg/L Downstream: ____ ( )mg/L	Upstream: ____ ( )NTU Downstream: ( )NTU	Upstream: ____ ( )mg/L Downstream: ( )mg/L	
☐ No Dredging Works carried out.					
☑ Others				At Mid-Flood, TIN (Lab) at G1 (downstream of SR5 and the project) was 0.59 mg/L, no increasing trend of TIN shown towards the project.	

The copyright of this document is owned by MaterialLab Consultants Ltd. It may not be reproduced except with prior written approval from the Company.

MATERIALAB CONSULTANTS LIMITED
Fugro Development Centre,
5 Lok Yi Street,
17 M.S. Castle Peak Road,
Tai Lam, Tuen Mun, N.T., Hong Kong.
Tel : (852)-24508238
Fax : (852)-24508032
Email : mcl@fugro.com.hk

MaterialLab

Remarks: (tick / fill in as appropriate)	Repeat In-situ measurement was done. Mid-Flood: DO (S&M): 4.86 DO (B): 4.69 Turbidity: _____ TIN: 1.38 _____ : _____ _____ : _____ Mid-Ebb: DO (S&M): 5.01 DO (B): 4.90 Turbidity: _____ TIN: 1.39 _____ : _____ _____ : _____ ☑ Dredging works conducted at Portion A / / of the Project. According to Contractor, dredged rate was 1077 / / m^3/day at Portion A / / respectively. (in-situ) ☐ _____

Prepared by: Cyrus Lai

Signature:

Date (dd/mm/yyyy): 09/10/2014

Certified by: Colin Yung
Designation: Environmental Team Leader

Signature: _____

Notes;
- Abbreviation:
AL - Action Level
DO (B) - Dissolved Oxygen (Bottom)
DO (S&M) - Dissolved Oxygen (Surface & Middle)
LL - Limit Level
ME - Mid Ebb
MF - Mid Flood
NH3-N (In-situ) - Ammoniacal Nitrogen (In-situ results)
NH3-N (Lab) - Ammoniacal Nitrogen (Laboratory results)
TIN (In-situ) - Total Inorganic Nitrogen (In-situ results)
TIN (Lab) - Total Inorganic Nirogen (Laboratory results)
TSS - Total Suspended Solids
- Wet Season: April to October; Dry Season: November to March

The copyright of this document is owned by MaterialLab Consultants Ltd. It may not be reproduced except with prior written approval from the Company.

MATERIALAB CONSULTANTS LIMITED
Fugro Development Centre,
5 Lok Yi Street,
17 M.S. Castle Peak Road,
Tai Lam, Tuen Mun, N.T., Hong Kong.
Tel : (852)-24508238
Fax : (852)-24508032
Email : mcl@fugro.com.hk

Interim Notification of Environmental Quality Limits Exceedances
Impact Water Quality Monitoring

Incident Report on Action Level or Limit Level Non-compliance

Reference No.:	20140930 /IM/SR6						
Project:	CV/2013/04 - Providing Sufficient Water Depth for Kwai Tsing Container Basin and its Approach Channel						
Date:	30/09/2014						
Time: (hh:mm)	Mid-Flood: 9:40		Mid-Ebb: 17:50				
Monitoring Location:	SR6 – Kau Yi Chau, Corals						
Action Level / Limit Level:	DO (S&M): 6.11/6.02 mg/L; DO (B): 6.11/6.04 mg/L; _____ : _____ / _____ mg/L			Turbidity: 2.9/4.8 NTU; _____ : _____ / _____ mg/L			
Measured Level of exceeded parameters (tick / fill in / circle as appropriate)	Mid-Flood:				Mid-Ebb:		
	DO (S&M): 5.05 AL / (LL)	DO (B): 4.83 AL / (LL)			DO (S&M): 5.29 AL / (LL)	DO (B): 5.08 AL / (LL)	
	Turbidity: 6.3 AL / (LL)	_____ : _____ AL / LL			Turbidity: 5.2 AL / (LL)	_____ : _____ AL / LL	
	_____ : _____ AL / LL	_____ : _____ AL / LL			_____ : _____ AL / LL	_____ : _____ AL / LL	
Action taken / to be taken: (tick / fill in as appropriate)	Inspection: ☑ Silt curtain in proper condition ☑ Dredging rate within accepted rate ☑ Monitoring equipment is checked and confirmed without problem. ☐ Others: _____						
Possible reason for Action or Limit Level Non-compliance: (tick / fill in as appropriate)		DO(S&M)	DO(B)	Turbidity			
	☑ Change of ambient condition or influence in the vicinity, not Project related	✓	✓	✓			
		Findings / Evidences					
	☑ Station at Upstream Location at ME						
	☑ Upstream Control Station ( ) exceeded AL/LL	MF:5.30mg/L(C2) ME:4.93mg/L(C1)	MF:5.10mg/L(C3) ME:4.78mg/L(C1)	MF:6.8 NTU(C2) ME:4.0NTU(C1)			
	☐ No increasing / decreasing (for DO) trend across the Project at MF	Upstream: _____ ( )mg/L Downstream: ( )mg/L	Upstream: _____ ( )mg/L Downstream: Words ( )mg/L	Upstream: _____ ( )NTU Downstream: ( )NTU			
	☐ No Dredging Works carried out.						
	☐ Others						

The copyright of this document is owned by MaterialLab Consultants Ltd. It may not be reproduced except with prior written approval from the Company.

MATERIALAB CONSULTANTS LIMITED
Fugro Development Centre,
5 Lok Yi Street,
17 M.S. Castle Peak Road,
Tai Lam, Tuen Mun, N.T., Hong Kong.
Tel : (852)-24508238
Fax : (852)-24508032
Email : mcl@fugro.com.hk

Remarks: (tick / fill in as appropriate)	Repeat In-situ measurement was done. Mid-Flood: DO (S&M): 5.05 : ____ DO (B): 4.83 : ____ Turbidity: 6.3 : ____ Mid-Ebb: DO (S&M): 5.29 : ____ DO (B): 5.08 : ____ Turbidity: 5.2 : ____ ☑ Dredging works conducted at Portion A / ___ / ___ of the Project. According to Contractor, dredged rate was 1077 / ___ / ___ m^3/day at Portion A / ___ / ___ respectively. (in-situ) ☐ _____

Prepared by: _____

Signature:

Date (dd/mm/yyyy): 09/10/2014

Certified by: Colin Yung
Designation: Environmental Team Leader

Signature: _____

Notes;
- Abbreviation:
AL - Action Level
DO (B) - Dissolved Oxygen (Bottom)
DO (S&M) - Dissolved Oxygen (Surface & Middle)
LL - Limit Level
ME - Mid Ebb
MF - Mid Flood
NH3-N (In-situ) - Ammoniacal Nitrogen (In-situ results)
NH3-N (Lab) - Ammoniacal Nitrogen (Laboratory results)
TIN (In-situ) - Total Inorganic Nitrogen (In-situ results)
TIN (Lab) - Total Inorganic Nirogen (Laboratory results)
TSS - Total Suspended Solids
- Wet Season: April to October; Dry Season: November to March

The copyright of this document is owned by MaterialLab Consultants Ltd. It may not be reproduced except with prior written approval from the Company.

MATERIALAB CONSULTANTS LIMITED
Fugro Development Centre,
5 Lok Yi Street,
17 M.S. Castle Peak Road,
Tai Lam, Tuen Mun, N.T., Hong Kong.
Tel : (852)-24508238
Fax : (852)-24508032
Email : mcl@fugro.com.hk

Interim Notification of Environmental Quality Limits Exceedances
Impact Water Quality Monitoring

Incident Report on Action Level or Limit Level Non-compliance

Reference No.:	20140930 /IM/SR7						
Project:	CV/2013/04 - Providing Sufficient Water Depth for Kwai Tsing Container Basin and its Approach Channel						
Date:	30/09/2014						
Time: (hh:mm)	Mid-Flood: 9:45 Mid-Ebb: 17:36						
Monitoring Location:	SR7 – Green Island, Corals						
Action Level / Limit Level:	DO (S&M): 6.11/6.02 mg/L; Turbidity: 2.9/4.8 NTU; DO (B): 6.11/6.04 mg/L; _____ : _____ / _____ mg/L _____ : _____ / _____ mg/L						
Measured Level of exceeded parameters: (tick / fill in / circle as appropriate)	Mid-Flood:				Mid-Ebb:		
	DO (S&M): 5.04 AL / (LL)	DO (B): 5.03 AL / (LL)			DO (S&M): 5.04 AL / (LL)	DO (B): 5.03 AL / (LL)	
	Turbidity: 6.9 AL / (LL)	_____ : _____ AL / LL			Turbidity: 7.0 (AL) / LL	_____ : _____ AL / LL	
	_____ : _____ AL / LL	Words : _____ AL / LL			_____ : _____ AL / LL	_____ : _____ AL / LL	
Action taken / to be taken: (tick / fill in as appropriate)	Inspection: ☑ Silt curtain in proper condition ☑ Dredging rate within accepted rate ☑ Monitoring equipment is checked and confirmed without problem. ☐ Others: _____						
Possible reason for Action or Limit Level Non-compliance: (tick / fill in as appropriate)		DO(S&M)	DO(B)	Turbidity			
	☑ Change of ambient condition or influence in the vicinity, not Project related	✓	✓	✓			
		Findings / Evidences					
	☑ Station at Upstream Location at MF	✓	✓	✓			
	☑ Upstream Control Station ( ) exceeded AL/LL	MF:5.30mg/L(C2) ME:4.93mg/L(C1)	MF:5.10mg/L(C3) ME:4.78mg/L(C1)	MF:6.8 NTU(C2) ME:4.0NTU(C1)			
	☐ No increasing / decreasing (for DO) trend across the Project at ME	Upstream: ____ ( )mg/L Downstream: ( )mg/L	Upstream: ____ ( )mg/L Downstream: ( )mg/L	Upstream: ____ ( )NTU Downstream: ( )NTU			
	☐ No Dredging Works carried out.						
	☐ Others						

The copyright of this document is owned by MaterieLab Consultants Ltd. It may not be reproduced except with prior written approval from the Company.

MATERIALAB CONSULTANTS LIMITED
Fugro Development Centre,
5 Lok Yi Street,
17 M.S. Castle Peak Road,
Tai Lam, Tuen Mun, N.T., Hong Kong.
Tel : (852)-24508238
Fax : (852)-24508032
Email : mcl@fugro.com.hk

MaterialLab

Remarks: (tick / fill in as appropriate)	Repeat In-situ measurement was done. Mid-Flood: DO (S&M): 5.04 DO (B): 5.03 Turbidity: 6.9 Mid-Ebb: DO (S&M): 5.04 DO (B): 5.03 Turbidity: 7.0 ☑ Dredging works conducted at Portion A / / of the Project. According to Contractor, dredged rate was 1077 / / m^3/day at Portion A / / respectively. (in-situ) ☐

Prepared by: Cyrus Lei

Signature:

Date (dd/mm/yyyy): 09 / 10 / 2014

Certified by: Colin Yung
Designation: Environmental Team Leader

Signature:

Notes;
- Abbreviation:
AL - Action Level
DO (B) - Dissolved Oxygen (Bottom)
DO (S&M) - Dissolved Oxygen (Surface & Middle)
LL - Limit Level
ME - Mid Ebb
MF - Mid Flood
NH3-N (In-situ) - Ammoniacal Nitrogen (In-situ results)
NH3-N (Lab) - Ammoniacal Nitrogen (Laboratory results)
TIN (In-situ) - Total Inorganic Nitrogen (In-situ results)
TIN (Lab) - Total Inorganic Nirogen (Laboratory results)
TSS - Total Suspended Solids
- Wet Season: April to October; Dry Season: November to March

The copyright of this document is owned by MaterialLab Consultants Ltd. It may not be reproduced except with prior written approval from the Company.

MATERIALAB CONSULTANTS LIMITED
Fugro Development Centre,
5 Lok Yi Street,
17 M.S. Castle Peak Road,
Tai Lam, Tuen Mun, N.T., Hong Kong.
Tel : (852)-24508238
Fax : (852)-24508032
Email : mcl@fugro.com.hk

Interim Notification of Environmental Quality Limits Exceedances
Impact Water Quality Monitoring

Incident Report on Action Level or Limit Level Non-compliance

Reference No.:	20140930 /IM/SR8						
Project:	CV/2013/04 - Providing Sufficient Water Depth for Kwai Tsing Container Basin and its Approach Channel						
Date:	30/09/2014						
Time: (hh:mm)	Mid-Flood: 11:26 Mid-Ebb: 16:20						
Monitoring Location:	SR8 – Shek Kok Tsui, Corals						
Action Level / Limit Level:	DO (S&M): 6.11/6.02 mg/L; DO (B): 6.11/6.04 mg/L; Turbidity: 2.9/4.8 NTU; _____ : ____/____ mg/L _____ : ____/____ mg/L						
Measured Level of exceeded parameters (tick / fill in / circle as appropriate)	Mid-Flood:				Mid-Ebb:			
	DO (S&M): 5.54 AL / (LL)	DO (B): 5.55 AL / (LL)			DO (S&M): 5.83 AL / (LL)	DO (B): 5.57 AL / (LL)		
	Turbidity: 5.9 AL / (LL)	_____ : _____ AL / LL			Turbidity: 5.3 AL / (LL)	_____ : _____ AL / LL		
	_____ : _____ AL / LL	Words : _____ AL / LL			_____ : _____ AL / LL	Words : _____ AL / LL		
Action taken / to be taken: (tick / fill in as appropriate)	Inspection: ☑ Silt curtain in proper condition ☑ Dredging rate within accepted rate ☑ Monitoring equipment is checked and confirmed without problem. ☐ Others: _____							
Possible reason for Action or Limit Level Non-compliance: (tick / fill in as appropriate)		DO(S&M)	DO(B)	Turbidity				
	☑ Change of ambient condition or influence in the vicinity, not Project related	✓	✓	✓				
		Findings / Evidences						
	☑ Station at Upstream Location at MF	✓	✓	✓				
	☑ Upstream Control Station ( ) exceeded AL/LL	MF:5.30mg/L(C2) ME:4.93mg/L(C1)	MF:5.10mg/L(C3) ME:4.78mg/L(C1)	MF:6.8 NTU(C2) ME:4.0NTU(C1)				
	☐ No increasing / decreasing (for DO) trend across the Project at ME	Upstream: ____ ( )mg/L Downstream: ____ ( )mg/L	Upstream: ____ ( )mg/L Downstream: ____ ( )mg/L	Upstream: ____ ( )NTU Downstream: ____ ( )NTU				
	☐ No Dredging Works carried out.							
	☐ Others							

The copyright of this document is owned by MaterialLab Consultants Ltd. It may not be reproduced except with prior written approval from the Company.

MATERIALAB CONSULTANTS LIMITED
Fugro Development Centre,
5 Lok Yi Street,
17 M.S. Castle Peak Road,
Tai Lam, Tuen Mun, N.T., Hong Kong.
Tel : (852)-24508238
Fax : (852)-24508032
Email : mcl@fugro.com.hk

Remarks: (tick / fill in as appropriate)	Repeat In-situ measurement was done. Mid-Flood: DO (S&M): 5.54 : ____ DO (B): 5.55 : ____ Turbidity: 5.9 : ____ Mid-Ebb: DO (S&M): 5.83 : ____ DO (B): 5.57 : ____ Turbidity: 5.3 : ____ ☑ Dredging works conducted at Portion A / ___ / ___ of the Project. According to Contractor, dredged rate was 1077 / ___ / ___ m^3/day at Portion A / ___ / ___ respectively. (in-situ) ☐ _____

Prepared by: Cyvw [a]

Signature:

Date (dd/mm/yyyy): 09 / 10 / 2014

Certified by: Colin Yung
Designation: Environmental Team Leader

Signature: Cl

Notes;
- Abbreviation:
AL - Action Level
DO (B) - Dissolved Oxygen (Bottom)
DO (S&M) - Dissolved Oxygen (Surface & Middle)
LL - Limit Level
ME - Mid Ebb
MF - Mid Flood
NH3-N (In-situ) - Ammoniacal Nitrogen (In-situ results)
NH3-N (Lab) - Ammoniacal Nitrogen (Laboratory results)
TIN (In-situ) - Total Inorganic Nitrogen (In-situ results)
TIN (Lab) - Total Inorganic Nirogen (Laboratory results)
TSS - Total Suspended Solids
- Wet Season: April to October; Dry Season: November to March

The copyright of this document is owned by MaterialLab Consultants Ltd. It may not be reproduced except with prior written approval from the Company.

MATERIALAB CONSULTANTS LIMITED
Fugro Development Centre,
5 Lok Yi Street,
17 M.S. Castle Peak Road,
Tai Lam, Tuen Mun, N.T., Hong Kong.
Tel : (852)-24508238
Fax : (852)-24508032
Email : mcl@fugro.com.hk

Interim Notification of Environmental Quality Limits Exceedances
Impact Water Quality Monitoring

Incident Report on Action Level or Limit Level Non-compliance

Reference No.:	20140930 /IM/SR9
Project:	CV/2013/04 - Providing Sufficient Water Depth for Kwai Tsing Container Basin and its Approach Channel
Date:	30/09/2014
Time: (hh:mm)	Mid-Flood: 10:30 Mid-Ebb: 17:08
Monitoring Location:	SR9 – Cheung Sha Wan FCZ
Action Level / Limit Level:	DO (S&M): 6.11/6.02 mg/L; TIN 0.37/0.49(wet season) or 0.22/0.29(dry season)mg/L DO (B): 6.11/6.04 mg/L; Turbidity: 2.9/4.8 NTU; : / mg/L : / mg/L

Measured Level of exceeded parameters: (tick / fill in / circle as appropriate)	Mid-Flood:		Mid-Ebb:	
	DO (S&M): AL / LL	DO (B): AL / LL	DO (S&M): AL / LL	DO (B): AL / LL
	Turbidity: 4.5 (AL) / LL	TIN(in-situ): 0.56 AL / (LL)	Turbidity: 4.5 (AL) / LL	TIN(in-situ): 0.56 AL / (LL)
	TIN(Lab): AL / LL	: AL / LL	TIN(Lab): AL / LL	: AL / LL

Action taken / to be taken: (tick / fill in as appropriate)

Inspection:
- ☑ Silt curtain in proper condition
- ☑ Dredging rate within accepted rate
- ☑ Monitoring equipment is checked and confirmed without problem.
- ☐ Others: _____

Possible reason for Action or Limit Level Non-compliance: (tick / fill in as appropriate)

	DO(S&M)	DO(B)	Turbidity	TIN	
☑ Change of ambient condition or influence in the vicinity, not Project related			✓	✓	
Findings / Evidences					
☑ Station at Upstream Location at MF			✓	✓	
☑ Upstream Control Station (or gradient station for TIN) exceeded AL/LL			MF:6.8 NTU(C2) ME:4.0NTU(C1)	MF:0.85mg/L(G6) ME:1.20mg/L(G1)	
☐ No increasing / decreasing (for DO) trend across the Project at ME	Upstream: ( )mg/L Downstream: ( )mg/L	Upstream: ( )mg/L Downstream: ( )mg/L	Upstream: 7.9 (G6)NTU Downstream: 6.6 (G1)NTU	Upstream: ( )mg/L Downstream: ( )mg/L	
☐ No Dredging Works carried out.					
☐ Others					

The copyright of this document is owned by MaterialLab Consultants Ltd. It may not be reproduced except with prior written approval from the Company.

MATERIALAB CONSULTANTS LIMITED
Fugro Development Centre,
5 Lok Yi Street,
17 M.S. Castle Peak Road,
Tai Lam, Tuen Mun, N.T., Hong Kong.
Tel : (852)-24508238
Fax : (852)-24508032
Email : mcl@fugro.com.hk

MaterialLab

Remarks: (tick / fill in as appropriate)	Repeat In-situ measurement was done. Mid-Flood: DO (S&M): ____ DO (B): ____ Turbidity: 4.5 TIN: 0.56 ____:____ ____:____ Mid-Ebb: DO (S&M): ____ DO (B): ____ Turbidity: 4.5 TIN: 0.56 ____:____ ____:____ ☑ Dredging works conducted at Portion A / ___ / ___ of the Project. According to Contractor, dredged rate was 1077 / ___ / ___ m^3/day at Portion A / ___ / ___ respectively. (in-situ) ☑ No TIN exceedance was found in laboratory result (Mid-Flood: 0.17 and Mid-Ebb: 0.18).

Prepared by: Cyrus Lee

Signature:

Date (dd/mm/yyyy): 03/11/2014

Certified by: Colin Yung
Designation: Environmental Team Leader

Signature:

Notes;
- Abbreviation:
AL - Action Level
DO (B) - Dissolved Oxygen (Bottom)
DO (S&M) - Dissolved Oxygen (Surface & Middle)
LL - Limit Level
ME - Mid Ebb
MF - Mid Flood
NH3-N (In-situ) - Ammoniacal Nitrogen (In-situ results)
NH3-N (Lab) - Ammoniacal Nitrogen (Laboratory results)
TIN (In-situ) - Total Inorganic Nitrogen (In-situ results)
TIN (Lab) - Total Inorganic Nirogen (Laboratory results)
TSS - Total Suspended Solids
- Wet Season: April to October; Dry Season: November to March

The copyright of this document is owned by MaterialLab Consultants Ltd. It may not be reproduced except with prior written approval from the Company.

MATERIALAB CONSULTANTS LIMITED
Fugro Development Centre,
5 Lok Yi Street,
17 M.S. Castle Peak Road,
Tai Lam, Tuen Mun, N.T., Hong Kong.
Tel : (852)-24508238
Fax : (852)-24508032
Email : mcl@fugro.com.hk

Interim Notification of Environmental Quality Limits Exceedances
Impact Water Quality Monitoring

Incident Report on Action Level or Limit Level Non-compliance

Reference No.:	20140930 /IM/SR10
Project:	CV/2013/04 - Providing Sufficient Water Depth for Kwai Tsing Container Basin and its Approach Channel
Date:	30/09/2014
Time: (hh:mm)	Mid-Flood: 12:07 Mid-Ebb: 15:30
Monitoring Location:	SR10 – Lo Tik Wan FCZ
Action Level / Limit Level:	DO (S&M): 6.11/6.02 mg/L; TIN: 0.37/0.49(wet season) or 0.22/0.29(dry season)mg/L DO (B): 6.11/6.04 mg/L; Turbidity: 2.9/4.8 NTU; Words : / mg/L Words : / mg/L

Measured Level of exceeded parameters: (tick / fill in / circle as appropriate)	Mid-Flood:				Mid-Ebb:			
	DO (S&M):	4.93 AL / (LL)	DO (B):	4.51 AL / (LL)	DO (S&M):	5.59 AL / (LL)	DO (B):	4.96 AL / (LL)
	Turbidity:	5.6 AL / (LL)	TIN(In-situ):	0.67 AL / (LL)	Turbidity:	3.9 AL / LL	TIN(In-situ):	0.71 AL / (LL)
	TIN(Lab):	AL / LL	:	AL / LL	TIN(Lab):	AL / LL	:	AL / LL

Action taken / to be taken: (tick / fill in as appropriate)

Inspection:
- ☑ Silt curtain in proper condition
- ☑ Dredging rate within accepted rate
- ☑ Monitoring equipment is checked and confirmed without problem.
- ☐ Others: _____

Possible reason for Action or Limit Level Non-compliance: (tick / fill in as appropriate)

	DO(S&M)	DO(B)	Turbidity	TIN	
☑ Change of ambient condition or influence in the vicinity, not Project related	✓	✓	✓	✓	
Findings / Evidences					
☑ Station at Upstream Location at MF	✓	✓	✓	✓	
☑ Upstream Control Station (or gradient station for TIN) exceeded AL/LL	MF:5.30mg/L(C2) ME:4.93mg/L(C1)	MF:5.10mg/L(C3) ME:4.78mg/L(C1)	MF:6.8 NTU(C2) ME:4.0NTU(C1)	MF:0.85mg/L(G6) ME:1.20mg/L(G1)	
☐ No increasing / decreasing (for DO) trend across the Project at ME	Upstream: ( )mg/L Downstream: ( )mg/L	Upstream: ( )mg/L Downstream: ( )mg/L	Upstream: ( )NTU Downstream: ( )NTU	Upstream: ( )mg/L Downstream: ( )mg/L	
☐ No Dredging Works carried out.					
☐ Others					

The copyright of this document is owned by MateriaLab Consultants Ltd. It may not be reproduced except with prior written approval from the Company.

MATERIALAB CONSULTANTS LIMITED
Fugro Development Centre,
5 Lok Yi Street,
17 M.S. Castle Peak Road,
Tai Lam, Tuen Mun, N.T., Hong Kong.
Tel : (852)-24508238
Fax : (852)-24508032
Email : mcl@fugro.com.hk

MaterialLab

Remarks: (tick / fill in as appropriate)	Repeat In-situ measurement was done. Mid-Flood: DO (S&M): 4.93 DO (B): 4.51 Turbidity: 5.6 TIN: 0.67 : : : Mid-Ebb: DO (S&M): 5.59 DO (B): 4.96 Turbidity: 3.9 TIN: 0.71 : : : ☑ Dredging works conducted at Portion A / / of the Project. According to Contractor, dredged rate was 1077 / / m^3/day at Portion A / / respectively. (In-situ) ☑ No TIN exceedance was found in laboratory result (Mid-Flood: 0.26 and Mid-Ebb: 0.26).

Prepared by: [signature]

Signature:

Date (dd/mm/yyyy): 07 / 11 / 2014

Certified by: Colin Yung
Designation: Environmental Team Leader

Signature: [signature]

Notes;
- Abbreviation:
AL - Action Level
DO (B) - Dissolved Oxygen (Bottom)
DO (S&M) - Dissolved Oxygen (Surface & Middle)
LL - Limit Level
ME - Mid Ebb
MF - Mid Flood
NH3-N (In-situ) - Ammoniacal Nitrogen (In-situ results)
NH3-N (Lab) - Ammoniacal Nitrogen (Laboratory results)
TIN (In-situ) - Total Inorganic Nitrogen (In-situ results)
TIN (Lab) - Total Inorganic Nirogen (Laboratory results)
TSS - Total Suspended Solids
- Wet Season: April to October; Dry Season: November to March

The copyright of this document is owned by MaterialLab Consultants Ltd. It may not be reproduced except with prior written approval from the Company.

MATERIALAB CONSULTANTS LIMITED
Fugro Development Centre,
5 Lok Yi Street,
17 M.S. Castle Peak Road,
Tai Lam, Tuen Mun, N.T., Hong Kong.
Tel : (852)-24508238
Fax : (852)-24508032
Email : mcl@fugro.com.hk

Interim Notification of Environmental Quality Limits Exceedances
Impact Water Quality Monitoring

Incident Report on Action Level or Limit Level Non-compliance

Reference No.:	20140930 /IM/SR11						
Project:	CV/2013/04 - Providing Sufficient Water Depth for Kwai Tsing Container Basin and its Approach Channel						
Date:	30/09/2014						
Time: (hh:mm)	Mid-Flood: 13:02 Mid-Ebb: 14:40						
Monitoring Location:	SR11 – Sok Kwu Wan FCZ						
Action Level / Limit Level:	DO (S&M): 6.11/6.02 mg/L; DO (B): 6.11/6.04 mg/L; : / mg/L			TIN: 0.37/0.49(wet season) or 0.22/0.29(dry season)mg/L Turbidity: 2.9/4.8 NTU; Words : / mg/L			
Measured Level of exceeded parameters (tick / fill in / circle as appropriate)	Mid-Flood:				Mid-Ebb:		
	DO (S&M): 5.73 AL / (LL)	DO (B): 4.12 AL / (LL)			DO (S&M): 5.93 AL / (LL)	DO (B): 5.35 AL / (LL)	
	Turbidity: 6.4 AL / (LL)	TIN(In-situ): 0.65 AL / (LL)			Turbidity: 4.6 (AL) / LL	TIN(In-situ): 0.64 AL / (LL)	
	TIN(Lab): AL / LL	: AL / LL			TIN(Lab): AL / LL	: AL / LL	
Action taken / to be taken: (tick / fill in as appropriate)	Inspection: ☑ Silt curtain in proper condition ☑ Dredging rate within accepted rate ☑ Monitoring equipment is checked and confirmed without problem. ☐ Others:						
Possible reason for Action or Limit Level Non-compliance: (tick / fill in as appropriate)		DO(S&M)	DO(B)	Turbidity	TIN		
	☑ Change of ambient condition or influence in the vicinity, not Project related	✓	✓	✓	✓		
		Findings / Evidences					
	☑ Station at Upstream Location at MF	✓	✓	✓	✓		
	☑ Upstream Control Station (or gradient station for TIN) exceeded AL/LL	MF:5.30mg/L(C2) ME:4.93mg/L(C1)	MF:5.10mg/L(C3) ME:4.78mg/L(C1)	MF:6.8 NTU(C2) ME:4.0NTU(C1)	MF:0.85mg/L(G6) ME:1.20mg/L(G1)		
	☐ No increasing / decreasing (for DO) trend across the Project at ME	Upstream: ( )mg/L Downstream: ( )mg/L	Upstream: ( )mg/L Downstream: ( )mg/L	Upstream: ( )NTU Downstream: ( )NTU	Upstream: ( )mg/L Downstream: ( )mg/L		
	☐ No Dredging Works carried out.						
	☐ Others						

The copyright of this document is owned by MaterialLab Consultants Ltd. It may not be reproduced except with prior written approval from the Company.

MATERIALAB CONSULTANTS LIMITED
Fugro Development Centre,
6 Lok Yi Street,
17 M.S. Castle Peak Road,
Tai Lam, Tuen Mun, N.T., Hong Kong.
Tel : (852)-24508238
Fax : (852)-24508032
Email : mcl@fugro.com.hk

MaterialLab

Remarks: (tick / fill in as appropriate)	Repeat In-situ measurement was done. Mid-Flood: DO (S&M): 5.73 DO (B): 4.12 Turbidity: 6.4 TIN: 0.65 : : : Mid-Ebb: DO (S&M): 5.93 DO (B): 5.35 Turbidity: 4.6 TIN: 0.64 : : : ☑ Dredging works conducted at Portion A / / of the Project. According to Contractor, dredged rate (in-situ) was 1077 / / m^3/day at Portion A / / respectively. ☑ No TIN exceedance was found in laboratory result (Mid-Flood: 0.27 and Mid-Ebb: 0.28).

Prepared by: Cyrus Lai

Signature:

Date (dd/mm/yyyy): 03 / 11 / 2014

Certified by: Colin Yung
Designation: Environmental Team Leader

Signature:

Notes;
- Abbreviation:
AL - Action Level
DO (B) - Dissolved Oxygen (Bottom)
DO (S&M) - Dissolved Oxygen (Surface & Middle)
LL - Limit Level
ME - Mid Ebb
MF - Mid Flood
NH3-N (In-situ) - Ammoniacal Nitrogen (In-situ results)
NH3-N (Lab) - Ammoniacal Nitrogen (Laboratory results)
TIN (In-situ) - Total Inorganic Nitrogen (In-situ results)
TIN (Lab) - Total Inorganic Nirogen (Laboratory results)
TSS - Total Suspended Solids
- Wet Season: April to October; Dry Season: November to March

The copyright of this document is owned by MaterialLab Consultants Ltd. It may not be reproduced except with prior written approval from the Company.

MATERIALAB CONSULTANTS LIMITED
Fugro Development Centre,
5 Lok Yi Street,
17 M.S. Castle Peak Road,
Tai Lam, Tuen Mun, N.T., Hong Kong.
Tel : (852)-24508238
Fax : (852)-24508032
Email : mcl@fugro.com.hk

Interim Notification of Environmental Quality Limits Exceedances
Impact Water Quality Monitoring

Incident Report on Action Level or Limit Level Non-compliance

Reference No.:	20140930 /IM/SR13					
Project:	CV/2013/04 - Providing Sufficient Water Depth for Kwai Tsing Container Basin and its Approach Channel					
Date:	30/09/2014					
Time: (hh:mm)	Mid-Flood: 11:17		Mid-Ebb: 16:44			
Monitoring Location:	SR13 – EMSD Cooling Water Intake for Kwai Chung Hospital					
Action Level / Limit Level:	DO (S&M): 5.31/5.22 mg/L; DO (B): 5.29/5.12 mg/L; _____ : ____/____ mg/L		Turbidity: 13.1/15.7 NTU; _____ : ____/____mg/L _____ : ____/____ mg/L			
Measured Level of exceeded parameters (tick / fill in / circle as appropriate)	Mid-Flood:				Mid-Ebb:	
	DO (S&M): 4.76 AL / (LL)	DO (B): 4.50 AL / (LL)			DO (S&M): 5.03 AL / (L)	DO (B): 4.55 AL (L)
	Turbidity: ____AL / LL	____: ____AL / LL			Turbidity: ____AL / LL	____: ____AL / LL
	____: ____AL / LL	____: ____AL / LL			____: ____AL / LL	____: ____AL / LL
Action taken / to be taken: (tick / fill in as appropriate)	Inspection: ☑ Silt curtain in proper condition ☑ Dredging rate within accepted rate ☑ Monitoring equipment is checked and confirmed without problem. ☐ Others: _____					

Possible reason for Action or Limit Level Non-compliance: (tick / fill in as appropriate)	DO(S&M)	DO(B)	Turbidity		
☑ Change of ambient condition or influence in the vicinity, not Project related	✓	✓			
Findings / Evidences					
☑ Station at Upstream Location at ME	✓	✓			
☑ Upstream Control Station ( ) exceeded AL/LL	MF:5.30mg/L(C2) ME:4.93mg/L(C1)	MF:5.10mg/L(C3) ME:4.78mg/L(C1)			
☐ No increasing / decreasing (for DO) trend across the Project at MF	Upstream: ____( )mg/L Downstream: ( )mg/L	Upstream: ____( )mg/L Downstream: ( )mg/L	Upstream: ____( )NTU Downstream: ( )NTU		
☐ No Dredging Works carried out.					
☐ Others					

The copyright of this document is owned by MaterialLab Consultants Ltd. It may not be reproduced except with prior written approval from the Company.

MATERIALAB CONSULTANTS LIMITED
Fugro Development Centre,
5 Lok Yi Street,
17 M.S. Castle Peak Road,
Tai Lam, Tuen Mun, N.T., Hong Kong.
Tel : (852)-24508238
Fax : (852)-24508032
Email : mcl@fugro.com.hk

Remarks: (tick / fill in as appropriate)	Repeat In-situ measurement was done. Mid-Flood: DO (S&M): 4.76 DO (B): 4.50 Turbidity: _____ Mid-Ebb: DO (S&M): 5.03 DO (B): 4.55 Turbidity: _____ ☑ Dredging works conducted at Portion A / ___ / ___ of the Project. According to Contractor, dredged rate was 1077 / ___ / ___ m^3/day at Portion A / ___ / ___ respectively. (in-situ) ☐ _____

Prepared by: Cyrus Lau

Signature:

Date (dd/mm/yyyy): 09 / 10 / 2014

Certified by: Colin Yung
Designation: Environmental Team Leader

Signature:

Notes;
- Abbreviation:
AL - Action Level
DO (B) - Dissolved Oxygen (Bottom)
DO (S&M) - Dissolved Oxygen (Surface & Middle)
LL - Limit Level
ME - Mid Ebb
MF - Mid Flood
NH3-N (In-situ) - Ammoniacal Nitrogen (In-situ results)
NH3-N (Lab) - Ammoniacal Nitrogen (Laboratory results)
TIN (In-situ) - Total Inorganic Nitrogen (In-situ results)
TIN (Lab) - Total Inorganic Nirogen (Laboratory results)
TSS - Total Suspended Solids
- Wet Season: April to October; Dry Season: November to March

The copyright of this document is owned by MaterialLab Consultants Ltd. It may not be reproduced except with prior written approval from the Company.

MATERIALAB CONSULTANTS LIMITED
Fugro Development Centre,
5 Lok Yi Street,
17 M.S. Castle Peak Road,
Tai Lam, Tuen Mun, N.T., Hong Kong.
Tel : (852)-24508238
Fax : (852)-24508032
Email : mcl@fugro.com.hk

MaterialLab

Interim Notification of Environmental Quality Limits Exceedances
Impact Water Quality Monitoring

Incident Report on Action Level or Limit Level Non-compliance

Reference No.:	20141002 /IM/SR2
Project:	CV/2013/04 - Providing Sufficient Water Depth for Kwai Tsing Container Basin and its Approach Channel
Date:	02/10/2014
Time: (hh:mm)	Mid-Flood: 12:05 Mid-Ebb: 08:40
Monitoring Location:	SR2 – Casam, Gazetted Beach
Action Level / Limit Level:	DO (S&M): 5.45/5.39 mg/L; NH3-N: 0.21/0.24 mg/L ; DO (B): 5.43/5.27 mg/L; Turbidity: 6.7/10.1 NTU; ____: ____/____mg/L ____: ____/____mg/L

Measured Level of exceeded parameters: (tick / fill in / circle as appropriate)	Mid-Flood:		Mid-Ebb:	
	DO (S&M): 5.39 (AL) / LL	DO (B): 5.26 AL / (LL)	DO (S&M): 5.35 AL / (LL)	DO (B): 5.25 AL / (LL)
	Turbidity: ____ AL / LL	NH3-N(In-situ): ____ AL / LL	Turbidity: ____ AL / LL	NH3-N(In-situ): ____ AL / LL
	NH3-N(Lab): ____ AL / LL	____: ____ AL / LL	NH3-N(Lab): ____ AL / LL	____: ____ AL / LL

Action taken / to be taken: (tick / fill in as appropriate)

Inspection:
- ☑ Silt curtain in proper condition
- ☑ Dredging rate within accepted rate
- ☑ Monitoring equipment is checked and confirmed without problem.
- ☐ Others: _____

Possible reason for Action or Limit Level Non-compliance: (tick / fill in as appropriate)

	DO(S&M)	DO(B)	Turbidity	NH3-N	
☑ Change of ambient condition or influence in the vicinity, not Project related	✓	✓			
	Findings / Evidences				
☑ Station at Upstream Location at ME	✓	✓			
☑ Upstream Control Station ( ) exceeded AL/LL	MF:5.29mg/L(C2) ME:4.85mg/L(C1)	MF:5.15mg/L(C2) ME:4.37mg/L(C1)			
☐ No increasing / decreasing (for DO) trend across the Project at MF	Upstream: ____( )mg/L Downstream: ( )mg/L	Upstream: ____( )mg/L Downstream: ( )mg/L	Upstream: ____( )NTU Downstream: ( )NTU	Upstream: ____( )mg/L Downstream: ( )mg/L	
☐ No Dredging Works carried out.					
☐ Others					

The copyright of this document is owned by MaterialLab Consultants Ltd. It may not be reproduced except with prior written approval from the Company.

MATERIALAB CONSULTANTS LIMITED
Fugro Development Centre,
5 Lok Yi Street,
17 M.S. Castle Peak Road,
Tai Lam, Tuen Mun, N.T., Hong Kong.
Tel : (852)-24508238
Fax : (852)-24508032
Email : mcl@fugro.com.hk

Remarks: (tick / fill in as appropriate)	Repeat In-situ measurement was done. Mid-Flood: DO (S&M): 5.38 DO (B): 5.25 Turbidity: _____ NH3-N: _____ : _____ : _____ Mid-Ebb: DO (S&M): 5.36 DO (B): 5.25 Turbidity: _____ NH3-N: _____ : _____ : _____ ☑ Dredging works conducted at Portion A / / of the Project. According to Contractor, dredged rate (in-situ) was 2154 / / m^3/day at Portion A / / respectively. ☐ _____

Prepared by: Cyrus Lai
Signature:
Date (dd/mm/yyyy): 18 / 10 / 2014

Certified by : Colin Yung
Designation : Environmental Team Leader
Signature : _____
Date(dd/mm/yy): 18/10/2014

Notes;
- Abbreviation:
AL - Action Level
DO (B) - Dissolved Oxygen (Bottom)
DO (S&M) - Dissolved Oxygen (Surface & Middle)
LL - Limit Level
ME - Mid Ebb
MF - Mid Flood
NH3-N (In-situ) - Ammoniacal Nitrogen (In-situ results)
NH3-N (Lab) - Ammoniacal Nitrogen (Laboratory results)
TIN (In-situ) - Total Inorganic Nitrogen (In-situ results)
TIN (Lab) - Total Inorganic Nirogen (Laboratory results)
TSS - Total Suspended Solids
- Wet Season: April to October; Dry Season: November to March

The copyright of this document is owned by MaterialLab Consultants Ltd. It may not be reproduced except with prior written approval from the Company.

MATERIALAB CONSULTANTS LIMITED
Fugro Development Centre,
5 Lok Yi Street,
17 M.S. Castle Peak Road,
Tai Lam, Tuen Mun, N.T., Hong Kong.
Tel : (852)-24508238
Fax : (852)-24508032
Email : mcl@fugro.com.hk

Interim Notification of Environmental Quality Limits Exceedances
Impact Water Quality Monitoring

Incident Report on Action Level or Limit Level Non-compliance

Reference No.:	20141002 /IM/SR3						
Project:	CV/2013/04 - Providing Sufficient Water Depth for Kwai Tsing Container Basin and its Approach Channel						
Date:	02/10/2014						
Time: (hh:mm)	Mid-Flood: 12:20 Mid-Ebb: 08:40						
Monitoring Location:	SR3 –Approach, Gazetted Beach						
Action Level / Limit Level:	DO (S&M): 5.45/5.39 mg/L; NH3-N: 0.21/0.24 mg/L ; DO (B): 5.43/5.27 mg/L; Turbidity: 6.7/10.1 NTU; ____ : ____ / ____ mg/L ____ : ____ / ____ mg/L						
Measured Level of exceeded parameters (tick / fill in / circle as appropriate)	Mid-Flood:				Mid-Ebb:		
	DO (S&M): 5.43 (AL) / LL	DO (B): 5.31 (AL) / LL			DO (S&M): 5.38 AL / (LL)	DO (B): 5.27 (AL) / LL	
	Turbidity: ____ AL / LL	NH3-N(In-situ): ____ AL / LL			Turbidity: ____ AL / LL	NH3-N(In-situ): ____ AL / LL	
	NH3-N(Lab): ____ AL / LL	____ : ____ AL / LL			NH3-N(Lab): ____ AL / LL	____ : ____ AL / LL	
Action taken / to be taken: (tick / fill in as appropriate)	Inspection: ☑ Silt curtain in proper condition ☑ Dredging rate within accepted rate ☑ Monitoring equipment is checked and confirmed without problem. ☐ Others: ____						
Possible reason for Action or Limit Level Non-compliance: (tick / fill in as appropriate)		DO(S&M)	DO(B)	Turbidity	NH3-N		
	☑ Change of ambient condition or influence in the vicinity, not Project related	✓	✓				
		Findings / Evidences					
	☑ Station at Upstream Location at ME	✓	✓				
	☑ Upstream Control Station ( ) exceeded AL/LL	MF:5.29mg/L(C2) ME:4.85mg/L(C1)	MF:5.15mg/L(C2) ME:4.37mg/L(C1)				
	☐ No increasing / decreasing (for DO) trend across the Project at MF	Upstream: ____ ( )mg/L Downstream: ____ ( )mg/L	Upstream: ____ ( )mg/L Downstream: ____ ( )mg/L	Upstream: ____ ( )NTU Downstream: ____ ( )NTU	Upstream: ____ ( )mg/L Downstream: ____ ( )mg/L		
	☐ No Dredging Works carried out.						
	☐ Others						

The copyright of this document is owned by MaterialLab Consultants Ltd. It may not be reproduced except with prior written approval from the Company.

MATERIALAB CONSULTANTS LIMITED
Fugro Development Centre,
5 Lok Yi Street,
17 M.S. Castle Peak Road,
Tai Lam, Tuen Mun, N.T., Hong Kong.
Tel : (852)-24508238
Fax : (852)-24508032
Email : mcl@fugro.com.hk

Remarks: (tick / fill in as appropriate)	Repeat In-situ measurement was done. Mid-Flood: DO (S&M): 5.44 DO (B): 5.31 Turbidity: _____ NH3-N: _____ : _____ : _____ Mid-Ebb: DO (S&M): 5.37 DO (B): 5.28 Turbidity: _____ NH3-N: _____ : _____ : _____ ☑ Dredging works conducted at Portion A / / of the Project. According to Contractor, dredged rate was 2154 / / m^3/day at Portion A / / respectively. (in-situ) ☐ _____

Prepared by: Cyrus Lo
Signature:
Date (dd/mm/yyyy): 18 / 10 / 2014

Certified by : Colin Yung
Designation : Environmental Team Leader
Signature :
Date(dd/mm/yy): 18/10/2014

Notes;
- Abbreviation:
AL - Action Level
DO (B) - Dissolved Oxygen (Bottom)
DO (S&M) - Dissolved Oxygen (Surface & Middle)
LL - Limit Level
ME - Mid Ebb
MF - Mid Flood
NH3-N (In-situ) - Ammoniacal Nitrogen (In-situ results)
NH3-N (Lab) - Ammoniacal Nitrogen (Laboratory results)
TIN (In-situ) - Total Inorganic Nitrogen (In-situ results)
TIN (Lab) - Total Inorganic Nirogen (Laboratory results)
TSS - Total Suspended Solids
- Wet Season: April to October; Dry Season: November to March

The copyright of this document is owned by MaterialLab Consultants Ltd. It may not be reproduced except with prior written approval from the Company.

MATERIALAB CONSULTANTS LIMITED
Fugro Development Centre,
5 Lok Yi Street,
17 M.S. Castle Peak Road,
Tai Lam, Tuen Mun, N.T., Hong Kong.
Tel : (852)-24508238
Fax : (852)-24506032
Email : mcl@fugro.com.hk

MaterialLab

Interim Notification of Environmental Quality Limits Exceedances
Impact Water Quality Monitoring

Incident Report on Action Level or Limit Level Non-compliance

Reference No.:	20141002 /IM/SR5 a
Project:	CV/2013/04 - Providing Sufficient Water Depth for Kwai Tsing Container Basin and its Approach Channel
Date:	02/10/2014
Time: (hh:mm)	Mid-Flood: 11:55 Mid-Ebb: 08:50
Monitoring Location:	SR5 – Ma Wan FCZ
Action Level / Limit Level:	DO (S&M): 5.45/5.39 mg/L; Turbidity: 6.7/10.1 NTU; DO (B): 5.43/5.27 mg/L; TIN 0.45/0.50(wet season) or 0.36/0.39(dry season)mg/L _____ : _____ / _____ mg/L _____ : _____ / _____ mg/L

Measured Level of exceeded parameters: (tick / fill in / circle as appropriate)	Mid-Flood:		Mid-Ebb:	
	DO (S&M): 5.11 AL / (LL)	DO (B): 4.99 AL / (LL)	DO (S&M): 5.27 AL / (LL)	DO (B): 4.99 AL / (LL)
	Turbidity: ____ AL / LL	TIN(In-situ): 1.47 AL / (LL)	Turbidity: ____ AL / LL	TIN(In-situ): 1.48 AL / (LL)
	TIN(Lab): 0.71 AL / (LL)	____ : ____ AL / LL	TIN(Lab): 0.71 AL / (LL)	____ : ____ AL / LL

Action taken / to be taken: (tick / fill in as appropriate)

Inspection:
- ☑ Silt curtain in proper condition
- ☑ Dredging rate within accepted rate
- ☑ Monitoring equipment is checked and confirmed without problem.
- ☐ Others: _____

Possible reason for Action or Limit Level Non-compliance: (tick / fill in as appropriate)

	DO(S&M)	DO(B)	Turbidity	TIN	
☑ Change of ambient condition or influence in the vicinity, not Project related	✓	✓		✓	
Findings / Evidences					
☑ Station at Upstream Location at ME	✓	✓		✓	
☑ Upstream Control Station (or gradient station for TIN) exceeded AL/LL	MF:5.29mg/L(C2) ME:4.85mg/L(C1)	MF:5.15mg/L(C2) ME:4.37mg/L(C1)		MF:0.69mg/L(G5) (In-Situ) ME:1.34mg/L(G1) (In-Situ)	
☐ No increasing / decreasing (for DO) trend across the Project at MF	Upstream: ____ ( )mg/L Downstream: ( )mg/L	Upstream: ____ ( )mg/L Downstream: ( )mg/L	Upstream: ____ ( )NTU Downstream: ( )NTU	Upstream: ____ ( )mg/L Downstream: ( )mg/L	
☐ No Dredging Works carried out.					
☑ Others				At Mid-Flood TIN (Lab) at G1 (downstream of SR5 and the project) was 0.73 mg/L, no increasing trend of TIN shown towards the project.	

The copyright of this document is owned by MaterialLab Consultants Ltd. It may not be reproduced except with prior written approval from the Company.

MATERIALAB CONSULTANTS LIMITED
Fugro Development Centre,
5 Lok Yi Street,
17 M.S. Castle Peak Road,
Tai Lam, Tuen Mun, N.T., Hong Kong.
Tel : (852)-24508238
Fax : (852)-24508032
Email : mcl@fugro.com.hk

MaterialLab

Remarks: (tick / fill in as appropriate)	Repeat In-situ measurement was done. Mid-Flood: DO (S&M): 5.10 DO (B): 5.00 Turbidity: _____ TIN: 1.47 _____; _____; _____ Mid-Ebb: DO (S&M): 5.25 DO (B): 5.00 Turbidity: _____ TIN: 1.48 _____; _____; _____ ☑ Dredging works conducted at Portion A / / of the Project. According to Contractor, dredged rate was 2154 / / m^3/day at Portion A / / respectively. (In-situ) ☐ _____

Prepared by: Cyrus Lai

Signature:

Date (dd/mm/yyyy): 18/10/2014

Certified by : Colin Yung

Designation : Environmental Team Leader

Signature :

Date(dd/mm/yy): 18/10/2014

Notes;
- Abbreviation:
AL - Action Level
DO (B) - Dissolved Oxygen (Bottom)
DO (S&M) - Dissolved Oxygen (Surface & Middle)
LL - Limit Level
ME - Mid Ebb
MF - Mid Flood
NH3-N (In-situ) - Ammoniacal Nitrogen (In-situ results)
NH3-N (Lab) - Ammoniacal Nitrogen (Laboratory results)
TIN (In-situ) - Total Inorganic Nitrogen (In-situ results)
TIN (Lab) - Total Inorganic Nirogen (Laboratory results)
TSS - Total Suspended Solids
- Wet Season: April to October; Dry Season: November to March

The copyright of this document is owned by MaterialLab Consultants Ltd. It may not be reproduced except with prior written approval from the Company.

MATERIALAB CONSULTANTS LIMITED
Fugro Development Centre,
5 Lok Yi Street,
17 M.S. Castle Peak Road,
Tai Lam, Tuen Mun, N.T., Hong Kong.
Tel : (852)-24508238
Fax : (852)-24508032
Email : mcl@fugro.com.hk

Interim Notification of Environmental Quality Limits Exceedances
Impact Water Quality Monitoring

Incident Report on Action Level or Limit Level Non-compliance

Reference No.:	20141002 /IM/SR6						
Project:	CV/2013/04 - Providing Sufficient Water Depth for Kwai Tsing Container Basin and its Approach Channel						
Date:	02/10/2014						
Time: (hh:mm)	Mid-Flood: 14:30 Mid-Ebb: 06:45						
Monitoring Location:	SR6 – Kau Yi Chau, Corals						
Action Level / Limit Level:	DO (S&M): 6.11/6.02 mg/L; Turbidity: 2.9/4.8 NTU; DO (B): 6.11/6.04 mg/L; _____ : _____ : _____ / _____ mg/L _____ : _____ / _____ mg/L						
Measured Level of exceeded parameters (tick / fill in / circle as appropriate)	Mid-Flood:				Mid-Ebb:		
	DO (S&M): 5.17 AL / (LL)	DO (B): 5.06 AL / (LL)			DO (S&M): 5.13 AL / (LL)	DO (B): 4.94 AL / (LL)	
	Turbidity: 5.2 AL / (LL)	_____ : _____ AL / LL			Turbidity: 6.0 AL / (LL)	_____ : _____ AL / LL	
	_____ : _____ AL / LL	_____ : _____ AL / LL			_____ : _____ AL / LL	_____ : _____ AL / LL	
Action taken / to be taken: (tick / fill in as appropriate)	Inspection: ☑ Silt curtain in proper condition ☑ Dredging rate within accepted rate ☑ Monitoring equipment is checked and confirmed without problem. ☐ Others: _____						
Possible reason for Action or Limit Level Non-compliance: (tick / fill in as appropriate)		DO(S&M)	DO(B)	Turbidity			
	☑ Change of ambient condition or influence in the vicinity, not Project related	✓	✓	✓			
		Findings / Evidences					
	☐ Station at Upstream Location at ME						
	☑ Upstream Control Station ( ) exceeded AL/LL	MF:5.29mg/L(C2) ME:4.85mg/L(C1)	MF:5.15mg/L(C2) ME:4.37mg/L(C1)	MF:6.3NTU(C2) ME:4.1NTU(C1)			
	☐ No increasing / decreasing (for DO) trend across the Project at MF	Upstream: _____ ( )mg/L Downstream: ( )mg/L	Upstream: _____ ( )mg/L Downstream: ( )mg/L	Upstream: _____ ( )NTU Downstream: ( )NTU			
	☐ No Dredging Works carried out.						
	☐ Others						

The copyright of this document is owned by MaterialLab Consultants Ltd. It may not be reproduced except with prior written approval from the Company.

MATERIALAB CONSULTANTS LIMITED
Fugro Development Centre,
5 Lok Yi Street,
17 M.S. Castle Peak Road,
Tai Lam, Tuen Mun, N.T., Hong Kong.
Tel : (852)-24508238
Fax : (852)-24508032
Email : mcl@fugro.com.hk

MaterialLab

Remarks: (tick / fill in as appropriate)	Repeat In-situ measurement was done. Mid-Flood: DO (S&M): 5.19 DO (B): 5.06 Turbidity: 5.1 Mid-Ebb: DO (S&M): 5.13 DO (B): 4.95 Turbidity: 5.9 ☑ Dredging works conducted at Portion A / / of the Project. According to Contractor, dredged rate was 2154 / / m^3/day at Portion A / / respectively. (In-situ) ☐

Prepared by: Cyrus Lo

Signature:

Date (dd/mm/yyyy): 18/10/2014

Certified by : Colin Yung

Designation : Environmental Team Leader

Signature :

Date(dd/mm/yy): 18/10/2014

Notes;
- Abbreviation:
AL - Action Level
DO (B) - Dissolved Oxygen (Bottom)
DO (S&M) - Dissolved Oxygen (Surface & Middle)
LL - Limit Level
ME - Mid Ebb
MF - Mid Flood
NH3-N (In-situ) - Ammoniacal Nitrogen (In-situ results)
NH3-N (Lab) - Ammoniacal Nitrogen (Laboratory results)
TIN (In-situ) - Total Inorganic Nitrogen (In-situ results)
TIN (Lab) - Total Inorganic Nirogen (Laboratory results)
TSS - Total Suspended Solids
- Wet Season: April to October; Dry Season: November to March

The copyright of this document is owned by MaterialLab Consultants Ltd. It may not be reproduced except with prior written approval from the Company.

MATERIALAB CONSULTANTS LIMITED
Fugro Development Centre,
5 Lok Yi Street,
17 M.S. Castle Peak Road,
Tai Lam, Tuen Mun, N.T., Hong Kong.
Tel : (852)-24508238
Fax : (852)-24508032
Email : mcl@fugro.com.hk

Interim Notification of Environmental Quality Limits Exceedances
Impact Water Quality Monitoring

Incident Report on Action Level or Limit Level Non-compliance

Reference No.:	20141002 /IM/SR7					
Project:	CV/2013/04 - Providing Sufficient Water Depth for Kwai Tsing Container Basin and its Approach Channel					
Date:	02/10/2014					
Time: (hh:mm)	Mid-Flood: 14:10 Mid-Ebb: 06:30					
Monitoring Location:	SR7 – Green Island, Corals					
Action Level / Limit Level:	DO (S&M): 6.11/6.02 mg/L; Turbidity: 2.9/4.8 NTU; DO (B): 6.11/6.04 mg/L; _____ : _____ / _____ mg/L _____ : _____ / _____ mg/L					
Measured Level of exceeded parameters: (tick / fill in / circle as appropriate)	Mid-Flood:			Mid-Ebb:		
	DO (S&M): 4.97 AL / (LL)	DO (B): 4.03 AL / (LL)		DO (S&M): 5.06 AL / (LL)	DO (B): 4.65 AL / (LL)	
	Turbidity: 4.3 (AL) / LL	_____ : _____ AL / LL		Turbidity: 4.4 (AL) / LL	_____ : _____ AL / LL	
	_____ : _____ AL / LL	Words : _____ AL / LL		_____ : _____ AL / LL	_____ : _____ AL / LL	
Action taken / to be taken: (tick / fill in as appropriate)	Inspection: ☑ Silt curtain in proper condition ☑ Dredging rate within accepted rate ☑ Monitoring equipment is checked and confirmed without problem. ☐ Others: _____					
Possible reason for Action or Limit Level Non-compliance: (tick / fill in as appropriate)		DO(S&M)	DO(B)	Turbidity		
	☑ Change of ambient condition or influence in the vicinity, not Project related	✓	✓	✓		
		Findings / Evidences				
	☑ Station at Upstream Location at MF	✓	✓	✓		
	☑ Upstream Control Station ( ) exceeded AL/LL	MF:5.29mg/L(C2) ME:4.85mg/L(C1)	MF:5.15mg/L(C2) ME:4.37mg/L(C1)	MF:6.3NTU(C2) ME:4.1NTU(C1)		
	☐ No increasing / decreasing (for DO) trend across the Project at ME	Upstream: ____ ( )mg/L Downstream: ( )mg/L	Upstream: ____ ( )mg/L Downstream: ( )mg/L	Upstream: ____ ( )NTU Downstream: ____ ( )NTU		
	☐ No Dredging Works carried out.					
	☐ Others					

The copyright of this document is owned by MaterialLab Consultants Ltd. It may not be reproduced except with prior written approval from the Company.

MATERIALAB CONSULTANTS LIMITED
Fugro Development Centre,
5 Lok Yi Street,
17 M.S. Castle Peak Road,
Tai Lam, Tuen Mun, N.T., Hong Kong.
Tel : (852)-24508238
Fax : (852)-24508032
Email : mcl@fugro.com.hk

MaterialLab

Remarks: (tick / fill in as appropriate)	Repeat In-situ measurement was done. Mid-Flood: DO (S&M): 4.99 DO (B): 4.05 Turbidity: 4.2 Mid-Ebb: DO (S&M): 5.06 DO (B): 4.65 Turbidity: 4.5 ☑ Dredging works conducted at Portion A / / of the Project. According to Contractor, dredged rate was 2154 / / m^3/day at Portion A / / respectively. (In-situ) ☐

Prepared by: Cyrus Lai

Signature:

Date (dd/mm/yyyy): 18/10/2014

Certified by : Colin Yung

Designation : Environmental Team Leader

Signature :

Date(dd/mm/yy): 18/10/2014

Notes;
- Abbreviation:
AL - Action Level
DO (B) - Dissolved Oxygen (Bottom)
DO (S&M) - Dissolved Oxygen (Surface & Middle)
LL - Limit Level
ME - Mid Ebb
MF - Mid Flood
NH3-N (In-situ) - Ammoniacal Nitrogen (In-situ results)
NH3-N (Lab) - Ammoniacal Nitrogen (Laboratory results)
TIN (In-situ) - Total Inorganic Nitrogen (In-situ results)
TIN (Lab) - Total Inorganic Nirogen (Laboratory results)
TSS - Total Suspended Solids
- Wet Season: April to October; Dry Season: November to March

The copyright of this document is owned by MaterialLab Consultants Ltd. It may not be reproduced except with prior written approval from the Company.

MATERIALAB CONSULTANTS LIMITED
Fugro Development Centre,
5 Lok Yi Street,
17 M.S. Castle Peak Road,
Tai Lam, Tuen Mun, N.T., Hong Kong.
Tel : (852)-24508238
Fax : (852)-24508032
Email : mcl@fugro.com.hk

Interim Notification of Environmental Quality Limits Exceedances
Impact Water Quality Monitoring

Incident Report on Action Level or Limit Level Non-compliance

Reference No.:	20141002 /IM/SR8					
Project:	CV/2013/04 - Providing Sufficient Water Depth for Kwai Tsing Container Basin and its Approach Channel					
Date:	02/10/2014					
Time: (hh:mm)	Mid-Flood: 12:43 Mid-Ebb: 08:17					
Monitoring Location:	SR8 – Shek Kok Tsui, Corals					
Action Level / Limit Level:	DO (S&M): 6.11/6.02 mg/L; Turbidity: 2.9/4.8 NTU; DO (B): 6.11/6.04 mg/L; _____ : _____ / _____ mg/L _____ : _____ / _____ mg/L _____ : _____ / _____ mg/L					
Measured Level of exceeded parameters (tick / fill in / circle as appropriate)	Mid-Flood:				Mid-Ebb:	
	DO (S&M): 5.68 AL / (LL)	DO (B): 5.61 AL / (LL)			DO (S&M): 5.69 AL / (LL)	DO (B): 5.62 AL / (LL)
	Turbidity: 4.2 (AL) / LL	_____ : _____ AL / LL			Turbidity: 4.4 AL / (LL)	_____ : _____ AL / LL
	_____ : _____ AL / LL	Words : _____ AL / LL			_____ : _____ AL / LL	Words : _____ AL / LL
Action taken / to be taken: (tick / fill in as appropriate)	Inspection: ☑ Silt curtain in proper condition ☑ Dredging rate within accepted rate ☑ Monitoring equipment is checked and confirmed without problem. ☐ Others: _____					

Possible reason for Action or Limit Level Non-compliance: (tick / fill in as appropriate)	DO(S&M)	DO(B)	Turbidity		
☑ Change of ambient condition or influence in the vicinity, not Project related	✓	✓	✓		
Findings / Evidences					
☑ Station at Upstream Location at MF	✓	✓	✓		
☑ Upstream Control Station ( ) exceeded AL/LL	MF:5.29mg/L(C2) ME:4.85mg/L(C1)	MF:5.15mg/L(C2) ME:4.37mg/L(C1)	MF:6.3NTU(C2) ME:4.1NTU(C1)		
☐ No increasing / decreasing (for DO) trend across the Project at ME	Upstream: _____ ( )mg/L Downstream: ( )mg/L	Upstream: _____ ( )mg/L Downstream: ( )mg/L	Upstream: _____ ( )NTU Downstream: ( )NTU		
☐ No Dredging Works carried out.					
☐ Others					

The copyright of this document is owned by MaterialLab Consultants Ltd. It may not be reproduced except with prior written approval from the Company.

MATERIALAB CONSULTANTS LIMITED
Fugro Development Centre,
5 Lok Yi Street,
17 M.S. Castle Peak Road,
Tai Lam, Tuen Mun, N.T., Hong Kong.
Tel : (852)-24508238
Fax : (852)-24508032
Email : mcl@fugro.com.hk

MaterialLab

Remarks: (tick / fill in as appropriate)	Repeat In-situ measurement was done. Mid-Flood: DO (S&M): 5.68 DO (B): 5.61 Turbidity: 4.2 Mid-Ebb: DO (S&M): 5.69 DO (B): 5.62 Turbidity: 4.4 ☑ Dredging works conducted at Portion A / / of the Project. According to Contractor, dredged rate was 2154 / / m^3/day at Portion A / / respectively. (in-situ) ☐

Prepared by: Cyrus Lai

Signature:

Date (dd/mm/yyyy): 18/10/2014

Certified by : Colin Yung

Designation : Environmental Team Lea

Signature :

Date(dd/mm/yy): 18/10/2014

Notes;
- Abbreviation:
AL - Action Level
DO (B) - Dissolved Oxygen (Bottom)
DO (S&M) - Dissolved Oxygen (Surface & Middle)
LL - Limit Level
ME - Mid Ebb
MF - Mid Flood
NH3-N (In-situ) - Ammoniacal Nitrogen (In-situ results)
NH3-N (Lab) - Ammoniacal Nitrogen (Laboratory results)
TIN (In-situ) - Total Inorganic Nitrogen (In-situ results)
TIN (Lab) - Total Inorganic Nirogen (Laboratory results)
TSS - Total Suspended Solids
- Wet Season: April to October; Dry Season: November to March

The copyright of this document is owned by MaterialLab Consultants Ltd. It may not be reproduced except with prior written approval from the Company.

MATERIALAB CONSULTANTS LIMITED
Fugro Development Centre,
5 Lok Yi Street,
17 M.S. Castle Peak Road,
Tai Lam, Tuen Mun, N.T., Hong Kong.
Tel : (852)-24508238
Fax : (852)-24508032
Email : mcl@fugro.com.hk

Interim Notification of Environmental Quality Limits Exceedances
Impact Water Quality Monitoring

Incident Report on Action Level or Limit Level Non-compliance

Reference No.:	20141002 /IM/SR9a						
Project:	CV/2013/04 - Providing Sufficient Water Depth for Kwai Tsing Container Basin and its Approach Channel						
Date:	02/10/2014						
Time: (hh:mm)	Mid-Flood: 15:42 Mid-Ebb: 07:33						
Monitoring Location:	SR9 – Cheung Sha Wan FCZ						
Action Level / Limit Level:	DO (S&M): 6.11/6.02 mg/L; TIN 0.37/0.49(wet season) or 0.22/0.29(dry season)mg/L DO (B): 6.11/6.04 mg/L; Turbidity: 2.9/4.8 NTU; ____ : ____ / ____ mg/L ____ : ____ / ____ mg/L						
Measured Level of exceeded parameters: (tick / fill in / circle as appropriate)	Mid-Flood:				Mid-Ebb:		
	DO (S&M): ____ AL / LL	DO (B): ____ AL / LL			DO (S&M): ____ AL / LL	DO (B): ____ AL / LL	
	Turbidity: ____ AL / LL	TIN(In-situ): 0.56 AL / (LL)			Turbidity: ____ AL / LL	TIN(In-situ): 0.58 AL / (LL)	
	TIN(Lab): ____ AL / LL	____ : ____ AL / LL			TIN(Lab): ____ AL / LL	____ : ____ AL / LL	
Action taken / to be taken: (tick / fill in as appropriate)	Inspection: ☑ Silt curtain in proper condition ☑ Dredging rate within accepted rate ☑ Monitoring equipment is checked and confirmed without problem. ☐ Others: ____						
Possible reason for Action or Limit Level Non-compliance: (tick / fill in as appropriate)		DO(S&M)	DO(B)	Turbidity	TIN		
	☑ Change of ambient condition or influence in the vicinity, not Project related				✓		
	Findings / Evidences						
	☑ Station at Upstream Location at MF				✓		
	☑ Upstream Control Station / or gradient station for TIN exceeded AL/LL				ME:1.34mg/L(G1)		
	☐ No increasing / decreasing (for DO) trend across the Project at ME	Upstream: ____ ( )mg/L Downstream: ( )mg/L	Upstream: ____ ( )mg/L Downstream: ( )mg/L	Upstream: ____ ( )NTU Downstream: ( )NTU	Upstream: ____ ( )mg/L Downstream: ____ ( )mg/L		
	☐ No Dredging Works carried out.						
	☐ Others						

The copyright of this document is owned by MaterialLab Consultants Ltd. It may not be reproduced except with prior written approval from the Company.

MATERIALAB CONSULTANTS LIMITED
Fugro Development Centre,
5 Lok Yi Street,
17 M.S. Castle Peak Road,
Tai Lam, Tuen Mun, N.T., Hong Kong.
Tel : (852)-24508238
Fax : (852)-24508032
Email : mcl@fugro.com.hk

MaterialLab

Remarks: (tick / fill in as appropriate)	Repeat In-situ measurement was done. Mid-Flood: DO (S&M): ____ DO (B): ____ Turbidity: ____ TIN: 0.55 ____ : ____ ____ : ____ Mid-Ebb: DO (S&M): ____ DO (B): ____ Turbidity: ____ TIN: 0.58 ____ : ____ ____ : ____ ☑ Dredging works conducted at Portion A /B / ____ of the Project. According to Contractor, dredged rate was 2154 / ____ / ____ m^3/day at Portion A /B / ____ respectively. (in-situ) ☑ No TIN exceedance was found in laboratory result (Mid-Flood: 0.26 and Mid-Ebb: 0.27).

Prepared by: Regina Lai

Signature:

Date (dd/mm/yyyy): 03 / 11 / 2014

Certified by : Colin Yung

Designation : Environmental Team Leader

Signature : C

Date(dd/mm/yy): 03 / 11 / 2014

Notes;
- Abbreviation:
AL - Action Level
DO (B) - Dissolved Oxygen (Bottom)
DO (S&M) - Dissolved Oxygen (Surface & Middle)
LL - Limit Level
ME - Mid Ebb
MF - Mid Flood
NH3-N (In-situ) - Ammoniacal Nitrogen (In-situ results)
NH3-N (Lab) - Ammoniacal Nitrogen (Laboratory results)
TIN (In-situ) - Total Inorganic Nitrogen (In-situ results)
TIN (Lab) - Total Inorganic Nirogen (Laboratory results)
TSS - Total Suspended Solids
- Wet Season: April to October; Dry Season: November to March

The copyright of this document is owned by MaterialLab Consultants Ltd. It may not be reproduced except with prior written approval from the Company.

MATERIALAB CONSULTANTS LIMITED
Fugro Development Centre,
5 Lok Yi Street,
17 M.S. Castle Peak Road,
Tai Lam, Tuen Mun, N.T., Hong Kong.
Tel : (852)-24508238
Fax : (852)-24508032
Email : mcl@fugro.com.hk

MaterialLab

Interim Notification of Environmental Quality Limits Exceedances
Impact Water Quality Monitoring

Incident Report on Action Level or Limit Level Non-compliance

Reference No.:	20141002 /IM/SR10 a						
Project:	CV/2013/04 - Providing Sufficient Water Depth for Kwai Tsing Container Basin and its Approach Channel						
Date:	02/10/2014						
Time: (hh:mm)	Mid-Flood: 11:54		Mid-Ebb: 08:53				
Monitoring Location:	SR10 – Lo Tik Wan FCZ						
Action Level / Limit Level:	DO (S&M): 6.11/6.02 mg/L; DO (B): 6.11/6.04 mg/L; : / mg/L			TIN: 0.37/0.49(wet season) or 0.22/0.29(dry season)mg/L Turbidity: 2.9/4.8 NTU; Words : / mg/L			
Measured Level of exceeded parameters: (tick / fill in / circle as appropriate)	Mid-Flood:				Mid-Ebb:			
	DO (S&M): 4.78 AL / (LL)	DO (B): 4.29 AL / (LL)			DO (S&M): 4.95 AL / (LL)	DO (B): 4.48 AL / (LL)		
	Turbidity: AL / LL	TIN(In-situ): 0.44 (AL) / LL			Turbidity: AL / LL	TIN(In-situ): 0.33 (AL) / LL		
	TIN(Lab): AL / LL	: AL / LL			TIN(Lab): AL / LL	: AL / LL		
Action taken / to be taken: (tick / fill in as appropriate)	Inspection: ☑ Silt curtain in proper condition ☑ Dredging rate within accepted rate ☑ Monitoring equipment is checked and confirmed without problem. ☐ Others:							
Possible reason for Action or Limit Level Non-compliance: (tick / fill in as appropriate)		DO(S&M)	DO(B)	Turbidity	TIN		
	☑ Change of ambient condition or influence in the vicinity, not Project related	✓	✓		✓		
		Findings / Evidences					
	☑ Station at Upstream Location at MF	✓	✓		✓		
	☑ Upstream Control Station or gradient station for TIN exceeded AL/LL	MF:5.29mg/L(C2) ME:4.85mg/L(C1)	MF:6.15mg/L(C2) ME:4.37mg/L(C1)		ME:1.34mg/L(G1)		
	☐ No increasing / decreasing (for DO) trend across the Project at ME	Upstream: ( )mg/L Downstream: ( )mg/L	Upstream: ( )mg/L Downstream: ( )mg/L	Upstream: ( )NTU Downstream: ( )NTU	Upstream: ( )mg/L Downstream: ( )mg/L		
	☐ No Dredging Works carried out.						
	☐ Others						

The copyright of this document is owned by MaterialLab Consultants Ltd. It may not be reproduced except with prior written approval from the Company.

MATERIALAB CONSULTANTS LIMITED
Fugro Development Centre,
5 Lok Yi Street,
17 M.S. Castle Peak Road,
Tai Lam, Tuen Mun, N.T., Hong Kong.
Tel : (852)-24508238
Fax : (852)-24508032
Email : mcl@fugro.com.hk

MaterialLab

Remarks: (tick / fill in as appropriate)	Repeat In-situ measurement was done. Mid-Flood: DO (S&M): 4.77 DO (B): 4.28 Turbidity: _____ TIN: 0.44 _____ ; _____ _____ ; _____ Mid-Ebb: DO (S&M): 4.95 DO (B): 4.48 Turbidity: _____ TIN: 0.34 _____ ; _____ _____ ; _____ ☑ Dredging works conducted at Portion A / B / ____ of the Project. According to Contractor, dredged rate was 2154 / ____ / ____ m^3/day at Portion A / B / ____ respectively. (in-situ) ☑ No TIN exceedance was found in laboratory result (Mid-Flood: 0.30 and Mid-Ebb: 0.30).

Prepared by: Cyrus Lai

Signature:

Date (dd/mm/yyyy): 03 / 11 / 2014

Certified by : Colin Yung

Designation : Environmental Team Lea

Signature :

Date(dd/mm/yy): 03 / 11 / 2014

Notes;
- Abbreviation:
AL - Action Level
DO (B) - Dissolved Oxygen (Bottom)
DO (S&M) - Dissolved Oxygen (Surface & Middle)
LL - Limit Level
ME - Mid Ebb
MF - Mid Flood
NH3-N (In-situ) - Ammoniacal Nitrogen (In-situ results)
NH3-N (Lab) - Ammoniacal Nitrogen (Laboratory results)
TIN (In-situ) - Total Inorganic Nitrogen (In-situ results)
TIN (Lab) - Total Inorganic Nirogen (Laboratory results)
TSS - Total Suspended Solids
- Wet Season: April to October; Dry Season: November to March

The copyright of this document is owned by MaterialLab Consultants Ltd. It may not be reproduced except with prior written approval from the Company.

MATERIALAB CONSULTANTS LIMITED
Fugro Development Centre,
5 Lok Yi Street,
17 M.S. Castle Peak Road,
Tai Lam, Tuen Mun, N.T., Hong Kong.
Tel : (852)-24508238
Fax : (852)-24508032
Email : mcl@fugro.com.hk

Interim Notification of Environmental Quality Limits Exceedances
Impact Water Quality Monitoring

Incident Report on Action Level or Limit Level Non-compliance

Reference No.:	20141002 /IM/SR11 a
Project:	CV/2013/04 - Providing Sufficient Water Depth for Kwai Tsing Container Basin and its Approach Channel
Date:	02/10/2014
Time: (hh:mm)	Mid-Flood: 10:56 Mid-Ebb: 09:45
Monitoring Location:	SR11 – Sok Kwu Wan FCZ
Action Level / Limit Level:	DO (S&M): 6.11/6.02 mg/L; TIN: 0.37/0.49(wet season) or 0.22/0.29(dry season)mg/L DO (B): 6.11/6.04 mg/L; Turbidity: 2.9/4.8 NTU; ____ : ____ / ____ mg/L Words : ____ / ____ mg/L

Measured Level of exceeded parameters (tick / fill in / circle as appropriate)	Mid-Flood:				Mid-Ebb:			
	DO (S&M): ____ AL / LL	DO (B): 6.02 AL / (LL)	Turbidity: ____ AL / LL	TIN(In-situ): ____ AL / LL	DO (S&M): ____ AL / LL	DO (B): 5.88 AL / (LL)	Turbidity: 3.0 (AL) / LL	TIN(In-situ): ____ AL / LL
	TIN(Lab): ____ AL / LL	____ : ____ AL / LL			TIN(Lab): ____ AL / LL	____ : ____ AL / LL		

Action taken / to be taken: (tick / fill in as appropriate)

Inspection:
- ☑ Silt curtain in proper condition
- ☑ Dredging rate within accepted rate
- ☑ Monitoring equipment is checked and confirmed without problem.
- ☐ Others: _____

Possible reason for Action or Limit Level Non-compliance: (tick / fill in as appropriate)

	DO(S&M)	DO(B)	Turbidity	TIN	
☑ Change of ambient condition or influence in the vicinity, not Project related		✓	✓		
Findings / Evidences					
☑ Station at Upstream Location at MF		✓	✓		
☑ Upstream Control Station (or gradient station for TIN exceeded AL/LL		MF:5.15mg/L(C2) ME:4.37mg/L(C1)	ME:4.1NTU(C1)		
☐ No increasing / decreasing (for DO) trend across the Project at ME	Upstream: ____ ( )mg/L Downstream: ____ ( )mg/L	Upstream: ____ ( )mg/L Downstream: ____ ( )mg/L	Upstream: ____ ( )NTU Downstream: ____ ( )NTU	Upstream: ____ ( )mg/L Downstream: ____ ( )mg/L	
☐ No Dredging Works carried out.					
☐ Others					

The copyright of this document is owned by MaterialLab Consultants Ltd. It may not be reproduced except with prior written approval from the Company.

MATERIALAB CONSULTANTS LIMITED
Fugro Development Centre,
5 Lok Yi Street,
17 M.S. Castle Peak Road,
Tai Lam, Tuen Mun, N.T., Hong Kong.
Tel : (852)-24508238
Fax : (852)-24508032
Email : mcl@fugro.com.hk

MaterialLab

Remarks: (tick / fill in as appropriate)	Repeat In-situ measurement was done. Mid-Flood: DO (S&M): ____ DO (B): 6.03 Turbidity: ____ TIN: 0.32 ____; ____ ____; ____ Mid-Ebb: DO (S&M): ____ DO (B): 5.88 Turbidity: 3.0 TIN: 0.33 ____; ____ ____; ____ ☑ Dredging works conducted at Portion A / B / ____ of the Project. According to Contractor, dredged rate (in-situ) was 2154 / ____ / ____ m^3/day at Portion A / B / ____ respectively. ☑ No TIN exceedance was found in laboratory result (Mid-Flood: 0.21 and Mid-Ebb: 0.21).

Prepared by: Cyrus Lai

Signature:

Date (dd/mm/yyyy): 03 / 11 / 2014

Certified by : Colin Yung

Designation : Environmental Team Lea

Signature : CL

Date(dd/mm/yy): 03 / 11 / 2014

Notes;
- Abbreviation:
AL - Action Level
DO (B) - Dissolved Oxygen (Bottom)
DO (S&M) - Dissolved Oxygen (Surface & Middle)
LL - Limit Level
ME - Mid Ebb
MF - Mid Flood
NH3-N (In-situ) - Ammoniacal Nitrogen (In-situ results)
NH3-N (Lab) - Ammoniacal Nitrogen (Laboratory results)
TIN (In-situ) - Total Inorganic Nitrogen (In-situ results)
TIN (Lab) - Total Inorganic Nirogen (Laboratory results)
TSS - Total Suspended Solids
- Wet Season: April to October; Dry Season: November to March

The copyright of this document is owned by MaterialLab Consultants Ltd. It may not be reproduced except with prior written approval from the Company.

MATERIALAB CONSULTANTS LIMITED
Fugro Development Centre,
5 Lok Yi Street,
17 M.S. Castle Peak Road,
Tai Lam, Tuen Mun, N.T., Hong Kong.
Tel : (852)-24508238
Fax : (852)-24508032
Email : mcl@fugro.com.hk

MaterialLab

Interim Notification of Environmental Quality Limits Exceedances
Impact Water Quality Monitoring

Incident Report on Action Level or Limit Level Non-compliance

Reference No.:	20141002 /IM/SR13
Project:	CV/2013/04 - Providing Sufficient Water Depth for Kwai Tsing Container Basin and its Approach Channel
Date:	02/10/2014
Time: (hh:mm)	Mid-Flood: 13:05 Mid-Ebb: 07:40
Monitoring Location:	SR13 – EMSD Cooling Water Intake for Kwai Chung Hospital
Action Level / Limit Level:	DO (S&M): 5.31/5.22 mg/L; Turbidity: 13.1/15.7 NTU; DO (B): 5.29/5.12 mg/L; _____ : ____/____ mg/L _____ : ____/____ mg/L _____ : ____/____ mg/L

Measured Level of exceeded parameters (tick / fill in / circle as appropriate)	Mid-Flood:		Mid-Ebb:	
	DO (S&M): 4.85 AL (LL)	DO (B): 4.54 AL / (LL)	DO (S&M): 4.45 AL / (LL)	DO (B): 4.25 AL / (LL)
	Turbidity: ____ AL / LL	_____ : ____ AL / LL	Turbidity: ____ AL / LL	_____ : ____ AL / LL
	_____ : ____ AL / LL	_____ : ____ AL / LL	_____ : ____ AL / LL	_____ : ____ AL / LL

Action taken / to be taken: (tick / fill in as appropriate)

Inspection:
- ☑ Silt curtain in proper condition
- ☑ Dredging rate within accepted rate
- ☑ Monitoring equipment is checked and confirmed without problem.
- ☐ Others: _____

Possible reason for Action or Limit Level Non-compliance: (tick / fill in as appropriate)

	DO(S&M)	DO(B)	Turbidity		
☑ Change of ambient condition or influence in the vicinity, not Project related	✓	✓			
Findings / Evidences					
☑ Station at Upstream Location at ME	✓	✓			
☑ Upstream Control Station ( ) exceeded AL/LL	MF:5.29mg/L(C2) ME:4.85mg/L(C1)	MF:5.15mg/L(C2) ME:4.37mg/L(C1)			
☐ No increasing / decreasing (for DO) trend across the Project at MF	Upstream: ____ ( )mg/L Downstream: ( )mg/L	Upstream: ____ ( )mg/L Downstream: ( )mg/L	Upstream: ____ ( )NTU Downstream: ( )NTU		
☐ No Dredging Works carried out.					
☐ Others					

The copyright of this document is owned by MaterialLab Consultants Ltd. It may not be reproduced except with prior written approval from the Company.

MATERIALAB CONSULTANTS LIMITED
Fugro Development Centre,
5 Lok Yi Street,
17 M.S. Castle Peak Road,
Tai Lam, Tuen Mun, N.T., Hong Kong.
Tel : (852)-24508238
Fax : (852)-24508032
Email : mcl@fugro.com.hk

MaterialLab

Remarks: (tick / fill in as appropriate)	Repeat In-situ measurement was done. Mid-Flood: DO (S&M): 4.85 : ____ DO (B): 4.54 : ____ Turbidity: ____ : ____ Mid-Ebb: DO (S&M): 4.45 : ____ DO (B): 4.25 : ____ Turbidity: ____ : ____ ☑ Dredging works conducted at Portion A / __ / ____ of the Project. According to Contractor, dredged rate was 2154 / ____ / ____ m^3/day at Portion A / __ / ____ respectively. (in-situ) ☐ ____

Prepared by: Cyrus Lo

Signature:

Date (dd/mm/yyyy): 18 / 10 / 2014

Certified by : Colin Yung

Designation : Environmental Team Leader

Signature :

Date(dd/mm/yy): 18 / 10 / 2014

Notes;
- Abbreviation:
AL - Action Level
DO (B) - Dissolved Oxygen (Bottom)
DO (S&M) - Dissolved Oxygen (Surface & Middle)
LL - Limit Level
ME - Mid Ebb
MF - Mid Flood
NH3-N (In-situ) - Ammoniacal Nitrogen (In-situ results)
NH3-N (Lab) - Ammoniacal Nitrogen (Laboratory results)
TIN (In-situ) - Total Inorganic Nitrogen (In-situ results)
TIN (Lab) - Total Inorganic Nirogen (Laboratory results)
TSS - Total Suspended Solids
- Wet Season: April to October; Dry Season: November to March

The copyright of this document is owned by MaterialLab Consultants Ltd. It may not be reproduced except with prior written approval from the Company.

MATERIALAB CONSULTANTS LIMITED
Fugro Development Centre,
5 Lok Yi Street,
17 M.S. Castle Peak Road,
Tai Lam, Tuen Mun, N.T., Hong Kong.
Tel : (852)-24508238
Fax : (852)-24508032
Email : mcl@fugro.com.hk

Interim Notification of Environmental Quality Limits Exceedances
Impact Water Quality Monitoring

Incident Report on Action Level or Limit Level Non-compliance

Reference No.:	20141004 /IM/SR2					
Project:	CV/2013/04 - Providing Sufficient Water Depth for Kwai Tsing Container Basin and its Approach Channel					
Date:	04/10/2014					
Time: (hh:mm)	Mid-Flood: 13:05 Mid-Ebb: 10:32					
Monitoring Location:	SR2 – Casam, Gazetted Beach					
Action Level / Limit Level:	DO (S&M): 5.45/5.39 mg/L; NH3-N: 0.21/0.24 mg/L ; DO (B): 5.43/5.27 mg/L; Turbidity: 6.7/10.1 NTU; ____ : ____ / ____ mg/L ____ : ____ / ____ mg/L					
Measured Level of exceeded parameters: (tick / fill in / circle as appropriate)	Mid-Flood:			Mid-Ebb:		
	DO (S&M): ____ AL / LL	DO (B): 5.11 AL / (LL)		DO (S&M): 5.29 AL / (LL)	DO (B): 5.15 AL / (LL)	
	Turbidity: ____ AL / LL	NH3-N(In-situ): ____ AL / LL		Turbidity: ____ AL / LL	NH3-N(In-situ): ____ AL / LL	
	NH3-N(Lab): ____ AL / LL	____ : ____ AL / LL		NH3-N(Lab): ____ AL / LL	____ : ____ AL / LL	
Action taken / to be taken: (tick / fill in as appropriate)	Inspection: ☑ Silt curtain in proper condition ☑ Dredging rate within accepted rate ☑ Monitoring equipment is checked and confirmed without problem. ☐ Others: ____					
Possible reason for Action or Limit Level Non-compliance: (tick / fill in as appropriate)		DO(S&M)	DO(B)	Turbidity	NH3-N	
	☑ Change of ambient condition or influence in the vicinity, not Project related	✓	✓			
		Findings / Evidences				
	☑ Station at Upstream Location at ME	✓	✓			
	☑ Upstream Control Station ( ) exceeded AL/LL	ME:4.95mg/L(C1)	MF:4.77mg/L(C2) ME:4.39mg/L(C1)			
	☐ No increasing / decreasing (for DO) trend across the Project at MF	Upstream: ____ ( )mg/L Downstream: ( )mg/L	Upstream: ____ ( )mg/L Downstream: ( )mg/L	Upstream: ____ ( )NTU Downstream: ( )NTU	Upstream: ____ ( )mg/L Downstream: ( )mg/L	
	☐ No Dredging Works carried out.					
	☐ Others					

The copyright of this document is owned by MaterialLab Consultants Ltd. It may not be reproduced except with prior written approval from the Company.

MATERIALAB CONSULTANTS LIMITED
Fugro Development Centre,
5 Lok Yi Street,
17 M.S. Castle Peak Road,
Tai Lam, Tuen Mun, N.T., Hong Kong.
Tel : (852)-24508238
Fax : (852)-24508032
Email : mcl@fugro.com.hk

MaterialLab

Remarks: (tick / fill in as appropriate)	Repeat In-situ measurement was done. Mid-Flood: DO (S&M): _____ DO (B): 5.09 Turbidity: _____ NH3-N: _____ ; _____ _____ ; _____ Mid-Ebb: DO (S&M): 5.30 DO (B): 5.15 Turbidity: _____ NH3-N: _____ ; _____ _____ ; _____ ☑ Dredging works conducted at Portion A / / of the Project. According to Contractor, dredged rate (in-situ) was 2692 / / m^3/day at Portion A / / respectively. ☐ _____

Prepared by: Cyrus Lai
Signature:
Date (dd/mm/yyyy): 18 / 10 / 2014

Certified by : Colin Yung
Designation : Environmental Team Leader
Signature :
Date(dd/mm/yy): 18 / 10 / 2014

Notes;
- Abbreviation:
AL - Action Level
DO (B) - Dissolved Oxygen (Bottom)
DO (S&M) - Dissolved Oxygen (Surface & Middle)
LL - Limit Level
ME - Mid Ebb
MF - Mid Flood
NH3-N (In-situ) - Ammoniacal Nitrogen (In-situ results)
NH3-N (Lab) - Ammoniacal Nitrogen (Laboratory results)
TIN (In-situ) - Total Inorganic Nitrogen (In-situ results)
TIN (Lab) - Total Inorganic Nirogen (Laboratory results)
TSS - Total Suspended Solids
- Wet Season: April to October; Dry Season: November to March

The copyright of this document is owned by MaterialLab Consultants Ltd. It may not be reproduced except with prior written approval from the Company.

MATERIALAB CONSULTANTS LIMITED
Fugro Development Centre,
5 Lok Yi Street,
17 M.S. Castle Peak Road,
Tai Lam, Tuen Mun, N.T., Hong Kong.
Tel : (852)-24508238
Fax : (852)-24508032
Email : mcl@fugro.com.hk

MaterialLab

Interim Notification of Environmental Quality Limits Exceedances
Impact Water Quality Monitoring

Incident Report on Action Level or Limit Level Non-compliance

Reference No.:	20141004 /IM/SR3
Project:	CV/2013/04 - Providing Sufficient Water Depth for Kwai Tsing Container Basin and its Approach Channel
Date:	04/10/2014
Time: (hh:mm)	Mid-Flood: 13:27 Mid-Ebb: 10:15
Monitoring Location:	SR3 –Approach, Gazetted Beach
Action Level / Limit Level:	DO (S&M): 5.45/5.39 mg/L; NH3-N: 0.21/0.24 mg/L ; DO (B): 5.43/5.27 mg/L; Turbidity: 6.7/10.1 NTU; ____: ____/____mg/L ____: ____/____mg/L

Measured Level of exceeded parameters (tick / fill in / circle as appropriate)	Mid-Flood:		Mid-Ebb:	
	DO (S&M): ____AL / LL	DO (B): 5.00 (AL) / LL	DO (S&M): 5.28 AL / (LL)	DO (B): 5.10 AL / (LL)
	Turbidity: ____AL / LL	NH3-N(In-situ): ____AL / LL	Turbidity: ____AL / LL	NH3-N(In-situ): ____AL / LL
	NH3-N(Lab): ____AL / LL	____: ____AL / LL	NH3-N(Lab): ____AL / LL	____: ____AL / LL

Action taken / to be taken: (tick / fill in as appropriate)

Inspection:
- ☑ Silt curtain in proper condition
- ☑ Dredging rate within accepted rate
- ☑ Monitoring equipment is checked and confirmed without problem.
- ☐ Others: _____

Possible reason for Action or Limit Level Non-compliance: (tick / fill in as appropriate)

	DO(S&M)	DO(B)	Turbidity	NH3-N	
☑ Change of ambient condition or influence in the vicinity, not Project related	✓	✓			
Findings / Evidences					
☑ Station at Upstream Location at ME	✓	✓			
☑ Upstream Control Station ( ) exceeded AL/LL	ME:4.95mg/L(C1)	MF:4.77mg/L(C2) ME:4.39mg/L(C1)			
☐ No increasing / decreasing (for DO) trend across the Project at MF	Upstream: ____( )mg/L Downstream: ( )mg/L	Upstream: ____( )mg/L Downstream: ____( )mg/L	Upstream: ____( )NTU Downstream: ____( )NTU	Upstream: ____( )mg/L Downstream: ____( )mg/L	
☐ No Dredging Works carried out.					
☐ Others					

The copyright of this document is owned by MaterialLab Consultants Ltd. It may not be reproduced except with prior written approval from the Company.

MATERIALAB CONSULTANTS LIMITED
Fugro Development Centre,
5 Lok Yi Street,
17 M.S. Castle Peak Road,
Tai Lam, Tuen Mun, N.T., Hong Kong.
Tel : (852)-24508238
Fax : (852)-24508032
Email : mcl@fugro.com.hk

Remarks: (tick / fill in as appropriate)	Repeat In-situ measurement was done. Mid-Flood: DO (S&M): _____ DO (B): 5.01 Turbidity: _____ NH3-N: _____ : _____ : _____ Mid-Ebb: DO (S&M): 5.27 DO (B): 5.10 Turbidity: _____ NH3-N: _____ : _____ : _____ ☑ Dredging works conducted at Portion A / ___ / ___ of the Project. According to Contractor, dredged rate was 2692 / ___ / ___ m^3/day at Portion A / ___ / ___ respectively. (in-situ) ☐ _____

Prepared by: Cyrus Lai
Signature:
Date (dd/mm/yyyy): 18 / 10 / 2014

Certified by : Colin Yung
Designation : Environmental Team Leader
Signature :
Date(dd/mm/yy): 18/10/2014

Notes;
- Abbreviation:
AL - Action Level
DO (B) - Dissolved Oxygen (Bottom)
DO (S&M) - Dissolved Oxygen (Surface & Middle)
LL - Limit Level
ME - Mid Ebb
MF - Mid Flood
NH3-N (In-situ) - Ammoniacal Nitrogen (In-situ results)
NH3-N (Lab) - Ammoniacal Nitrogen (Laboratory results)
TIN (In-situ) - Total Inorganic Nitrogen (In-situ results)
TIN (Lab) - Total Inorganic Nirogen (Laboratory results)
TSS - Total Suspended Solids
- Wet Season: April to October; Dry Season: November to March

The copyright of this document is owned by MaterialLab Consultants Ltd. It may not be reproduced except with prior written approval from the Company.

MATERIALAB CONSULTANTS LIMITED
Fugro Development Centre,
5 Lok Yi Street,
17 M.S. Castle Peak Road,
Tai Lam, Tuen Mun, N.T., Hong Kong.
Tel : (852)-24508238
Fax : (852)-24508032
Email : mcl@fugro.com.hk

Interim Notification of Environmental Quality Limits Exceedances
Impact Water Quality Monitoring

Incident Report on Action Level or Limit Level Non-compliance

Reference No.:	20141004 /IM/SR4
Project:	CV/2013/04 - Providing Sufficient Water Depth for Kwai Tsing Container Basin and its Approach Channel
Date:	04 / 10 /2014
Time: (hh:mm)	Mid-Flood: 13:42 Mid-Ebb: 10:00
Monitoring Location:	SR4 – Tsuen Wan, WSD Flushing Water Intake
Action Level / Limit Level:	DO (S&M): 2/2 mg/L; NH3-N: <1/<1 mg/L ; DO (B): 2/2 mg/L; Turbidity: <10/<10 NTU; Total Suspended Solids : <10/<10 mg/L _____ : _____/_____mg/L

Measured Level of exceeded parameters: (tick / fill in / circle as appropriate)	Mid-Food:				Mid-Ebb:			
	DO (S&M):	_____AL / LL	DO (B):	_____AL / LL	DO (S&M):	_____AL / LL	DO (B):	_____AL / LL
	Turbidity:	_____AL / LL	NH3-N(In-situ):	_____AL / LL	Turbidity:	_____AL / LL	NH3-N(In-situ):	_____AL / LL
	NH3-N(Lab):	_____AL / LL	TSS :	13 AL / (LL)	NH3-N(Lab):	_____AL / LL	_____ :	_____AL / LL

Action taken / to be taken: (tick / fill in as appropriate)

Inspection:
- ☑ Silt curtain in proper condition
- ☑ Dredging rate within accepted rate
- ☑ Monitoring equipment is checked and confirmed without problem.
- ☐ Others: _____

Possible reason for Action or Limit Level Non-compliance: (tick / fill in as appropriate)

	DO(S&M)	DO(B)	Turbidity	NH3-N	TSS
☑ Change of ambient condition or influence in the vicinity, not Project related					✓
Findings / Evidences					
☑ Station at Upstream Location at ME					✓
☐ Upstream Control Station ( ) exceeded AL/LL					
☐ No increasing / decreasing (for DO) trend across the Project at MF	Upstream: _____( )mg/L Downstream: _____( )mg/L	Upstream: _____( )mg/L Downstream: _____( )mg/L	Upstream: _____( )NTU Downstream: _____( )NTU	Upstream: _____( )mg/L Downstream: _____( )mg/L	
☐ No Dredging Works carried out					
☐ Others					

The copyright of this document is owned by MaterialLab Consultants Ltd. It may not be reproduced except with prior written approval from the Company.

MATERIALAB CONSULTANTS LIMITED
Fugro Development Centre,
5 Lok Yi Street,
17 M.S. Castle Peak Road,
Tai Lam, Tuen Mun, N.T., Hong Kong.
Tel : (852)-24508238
Fax : (852)-24508032
Email : mcl@fugro.com.hk

MaterialLab

Remarks: (tick / fill in as appropriate)	Repeat in-situ measurement was done. Mid-Flood: DO (S&M): _____ DO (B): _____ Turbidity: _____ NH3-N: _____ ; _____ ; _____ Mid-Ebb: DO (S&M): _____ DO (B): _____ Turbidity: _____ NH3-N: _____ ; _____ ; _____ ☑ Dredging works conducted at Portion A / / of the Project. According to Contractor, dredged rate was 2692 / / m^3/day at Portion A / / respectively. (Contract) ☐ _____

Prepared by: Cyrus Lai

Signature:

Date (dd/mm/yyyy): 03 / 11 / 2014

Certified by: Colin Yung
Designation: Environmental Team Leader

Signature: _____

Notes;
- Abbreviation:
AL - Action Level
DO (B) - Dissolved Oxygen (Bottom)
DO (S&M) - Dissolved Oxygen (Surface & Middle)
LL - Limit Level
ME - Mid Ebb
MF - Mid Flood
NH3-N (In-situ) - Ammoniacal Nitrogen (In-situ results)
NH3-N (Lab) - Ammoniacal Nitrogen (Laboratory results)
TIN (In-situ) - Total Inorganic Nitrogen (In-situ results)
TIN (Lab) - Total Inorganic Nirogen (Laboratory results)
TSS - Total Suspended Solids
- Wet Season: April to October; Dry Season: November to March

The copyright of this document is owned by MaterialLab Consultants Ltd. It may not be reproduced except with prior written approval from the Company.

MATERIALAB CONSULTANTS LIMITED
Fugro Development Centre,
5 Lok Yi Street,
17 M.S. Castle Peak Road,
Tai Lam, Tuen Mun, N.T., Hong Kong.
Tel : (852)-24508238
Fax : (852)-24508032
Email : mcl@fugro.com.hk

MaterialLab

Interim Notification of Environmental Quality Limits Exceedances
Impact Water Quality Monitoring

Incident Report on Action Level or Limit Level Non-compliance

Reference No.:	20141004 /IM/SR5 a
Project:	CV/2013/04 - Providing Sufficient Water Depth for Kwai Tsing Container Basin and its Approach Channel
Date:	04/10/2014
Time: (hh:mm)	Mid-Flood: 12:50 Mid-Ebb: 10:50
Monitoring Location:	SR5 – Ma Wan FCZ
Action Level / Limit Level:	DO (S&M): 5.45/5.39 mg/L; Turbidity: 6.7/10.1 NTU; DO (B): 5.43/5.27 mg/L; TIN 0.45/0.50(wet season) or 0.36/0.39(dry season)mg/L _____ : _____ / _____ mg/L _____ : _____ / _____ mg/L

Measured Level of exceeded parameters: (tick / fill in / circle as appropriate)	Mid-Flood:		Mid-Ebb:	
	DO (S&M): 5.00 AL / (LL)	DO (B): 4.71 AL / (LL)	DO (S&M): ____ AL / LL	DO (B): 5.18 AL / (LL)
	Turbidity: ____ AL / LL	TIN(In-situ): 1.17 AL / (LL)	Turbidity: ____ AL / LL	TIN(In-situ): 1.48 AL / (LL)
	TIN(Lab): 0.64 AL / (LL)	____ : ____ AL / LL	TIN(Lab): 0.71 AL / (LL)	____ : ____ AL / LL

Action taken / to be taken: (tick / fill in as appropriate)

Inspection:
- ☑ Silt curtain in proper condition
- ☑ Dredging rate within accepted rate
- ☑ Monitoring equipment is checked and confirmed without problem.
- ☐ Others: _____

Possible reason for Action or Limit Level Non-compliance; (tick / fill in as appropriate)

	DO(S&M)	DO(B)	Turbidity	TIN	
☑ Change of ambient condition or influence in the vicinity, not Project related	✓	✓		✓	
Findings / Evidences					
☑ Station at Upstream Location at ME	✓	✓		✓	
☑ Upstream Control Station (or gradient station for TIN) exceeded AL/LL	MF:5.28mg/L(C2) ME:4.95mg/L(C1)	ME:4.39mg/L(C1)		MF:0.51mg/L(G6) ME:1.52mg/L(G1)	(1 month) (1 month)
☐ No increasing / decreasing (for DO) trend across the Project at MF	Upstream: ____ ( )mg/L Downstream: ( )mg/L	Upstream: ____ ( )mg/L Downstream: ( )mg/L	Upstream: ____ ( )NTU Downstream: ( )NTU	Upstream: ____ ( )mg/L Downstream: ( )mg/L	
☐ No Dredging Works carried out.					
☑ Others				At Mid-Flood TIN (lab) at G1 (downstream of SR5 and the project) was 0.64 mg/L, no increasing trend of TIN shown towards the project.	

The copyright of this document is owned by MaterialLab Consultants Ltd. It may not be reproduced except with prior written approval from the Company.

MATERIALAB CONSULTANTS LIMITED
Fugro Development Centre,
5 Lok Yi Street,
17 M.S. Castle Peak Road,
Tai Lam, Tuen Mun, N.T., Hong Kong.
Tel : (852)-24508238
Fax : (852)-24508032
Email : mcl@fugro.com.hk

MaterialLab

Remarks: (tick / fill in as appropriate)	Repeat In-situ measurement was done. Mid-Flood: DO (S&M): 5.01 DO (B): 4.70 Turbidity: ____ TIN: 1.17 ____ : ____ ____ : ____ Mid-Ebb: DO (S&M): ____ DO (B): 5.19 Turbidity: ____ TIN: 1.48 ____ : ____ ____ : ____ ☑ Dredging works conducted at Portion A / / of the Project. According to Contractor, dredged rate was 2692 / / m^3/day at Portion A / / respectively. (in-situ) ☐

Prepared by: A Cyrus Lai
Signature:
Date (dd/mm/yyyy): 18 / 10 / 2014

Certified by : Colin Yung
Designation : Environmental Team Leader
Signature :
Date(dd/mm/yy): 18/10/2014

Notes;
- Abbreviation:
AL - Action Level
DO (B) - Dissolved Oxygen (Bottom)
DO (S&M) - Dissolved Oxygen (Surface & Middle)
LL - Limit Level
ME - Mid Ebb
MF - Mid Flood
NH3-N (In-situ) - Ammoniacal Nitrogen (In-situ results)
NH3-N (Lab) - Ammoniacal Nitrogen (Laboratory results)
TIN (In-situ) - Total Inorganic Nitrogen (In-situ results)
TIN (Lab) - Total Inorganic Nirogen (Laboratory results)
TSS - Total Suspended Solids
- Wet Season: April to October; Dry Season: November to March

The copyright of this document is owned by MaterialLab Consultants Ltd. It may not be reproduced except with prior written approval from the Company.

MATERIALAB CONSULTANTS LIMITED
Fugro Development Centre,
5 Lok Yi Street,
17 M.S. Castle Peak Road,
Tai Lam, Tuen Mun, N.T., Hong Kong.
Tel : (852)-24508238
Fax : (852)-24508032
Email : mcl@fugro.com.hk

Interim Notification of Environmental Quality Limits Exceedances
Impact Water Quality Monitoring

Incident Report on Action Level or Limit Level Non-compliance

Reference No.:	20141004 /IM/SR6						
Project:	CV/2013/04 - Providing Sufficient Water Depth for Kwai Tsing Container Basin and its Approach Channel						
Date:	04/10/2014						
Time: (hh:mm)	Mid-Flood: 15:30 Mid-Ebb: 08:21						
Monitoring Location:	SR6 – Kau Yi Chau, Corals						
Action Level / Limit Level:	DO (S&M): 6.11/6.02 mg/L; Turbidity: 2.9/4.8 NTU; DO (B): 6.11/6.04 mg/L; _____ : _____ / _____ mg/L _____ : _____ / _____ mg/L						
Measured Level of exceeded parameters (tick / fill in / circle as appropriate)	Mid-Flood:				Mid-Ebb:		
	DO (S&M): 5.17 AL (L)	DO (B): 4.79 AL (L)			DO (S&M): 5.20 AL / (L)	DO (B): 4.98 AL (L)	
	Turbidity: 5.0 AL (LL)	_____ : _____ AL / LL			Turbidity: 5.3 AL / (L)	_____ : _____ AL / LL	
	_____ : _____ AL / LL	_____ : _____ AL / LL			_____ : _____ AL / LL	_____ : _____ AL / LL	
Action taken / to be taken: (tick / fill in as appropriate)	Inspection: ☑ Silt curtain in proper condition ☑ Dredging rate within accepted rate ☑ Monitoring equipment is checked and confirmed without problem. ☐ Others: _____						
Possible reason for Action or Limit Level Non-compliance: (tick / fill in as appropriate)		DO(S&M)	DO(B)	Turbidity			
	☑ Change of ambient condition or influence in the vicinity, not Project related	✓	✓	✓			
		Findings / Evidences					
	☐ Station at Upstream Location at ME						
	☑ Upstream Control Station ( ) exceeded AL/LL	MF:5.28mg/L(C2) ME:4.95mg/L(C1)	MF:4.77mg/L(C2) ME:4.39mg/L(C1)	MF: 7.9NTU(C3) ME: 3.4NTU (C1)			
	☐ No increasing / decreasing (for DO) trend across the Project at MF	Upstream: ____ ( )mg/L Downstream: ( )mg/L	Upstream: ____ ( )mg/L Downstream: Words ( )mg/L	Upstream: ____ ( )NTU Downstream: ____ ( )NTU			
	☐ No Dredging Works carried out.						
	☐ Others						

The copyright of this document is owned by MaterialLab Consultants Ltd. It may not be reproduced except with prior written approval from the Company.

MATERIALAB CONSULTANTS LIMITED
Fugro Development Centre,
5 Lok Yi Street,
17 M.S. Castle Peak Road,
Tai Lam, Tuen Mun, N.T., Hong Kong.
Tel : (852)-24508238
Fax : (852)-24508032
Email : mcl@fugro.com.hk

MateriaLab

Remarks: (tick / fill in as appropriate)	Repeat In-situ measurement was done. Mid-Flood: DO (S&M): 5.18 DO (B): 4.80 Turbidity: 5.0 Mid-Ebb: DO (S&M): 5.20 DO (B): 4.97 Turbidity: 5.3 ☑ Dredging works conducted at Portion A / / of the Project. According to Contractor, dredged rate was 2692 / / m³/day at Portion A / / respectively. (in-situ) ☐

Prepared by: Cyrus Lai
Signature:
Date (dd/mm/yyyy): 18 / 10 / 2014

Certified by : Colin Yung
Designation : Environmental Team Leader
Signature :
Date(dd/mm/yy): 18/10/2014

Notes;
- Abbreviation:
AL - Action Level
DO (B) - Dissolved Oxygen (Bottom)
DO (S&M) - Dissolved Oxygen (Surface & Middle)
LL - Limit Level
ME - Mid Ebb
MF - Mid Flood
NH3-N (In-situ) - Ammoniacal Nitrogen (In-situ results)
NH3-N (Lab) - Ammoniacal Nitrogen (Laboratory results)
TIN (In-situ) - Total Inorganic Nitrogen (In-situ results)
TIN (Lab) - Total Inorganic Nirogen (Laboratory results)
TSS - Total Suspended Solids
- Wet Season: April to October; Dry Season: November to March

The copyright of this document is owned by MateriaLab Consultants Ltd. It may not be reproduced except with prior written approval from the Company.

MATERIALAB CONSULTANTS LIMITED
Fugro Development Centre,
5 Lok Yi Street,
17 M.S. Castle Peak Road,
Tai Lam, Tuen Mun, N.T., Hong Kong.
Tel : (852)-24508238
Fax : (852)-24508032
Email : mcl@fugro.com.hk

MaterialLab

Interim Notification of Environmental Quality Limits Exceedances
Impact Water Quality Monitoring

Incident Report on Action Level or Limit Level Non-compliance

Reference No.:	20141004 /IM/SR7
Project:	CV/2013/04 - Providing Sufficient Water Depth for Kwai Tsing Container Basin and its Approach Channel
Date:	04/10/2014
Time: (hh:mm)	Mid-Flood: 15:15 Mid-Ebb: 08:15
Monitoring Location:	SR7 – Green Island, Corals
Action Level / Limit Level:	DO (S&M): 6.11/6.02 mg/L; Turbidity: 2.9/4.8 NTU; DO (B): 6.11/6.04 mg/L; ____: ____/____mg/L _____: ____/____mg/L

Measured Level of exceeded parameters: (tick / fill in / circle as appropriate)	Mid-Flood:		Mid-Ebb:	
	DO (S&M): 4.86 AL / (LL)	DO (B): 4.58 AL / (LL)	DO (S&M): 4.87 AL / (LL)	DO (B): 4.57 AL / (LL)
	Turbidity: 3.5 (AL) / LL	____: ____AL / LL	Turbidity: 3.7 (AL) / LL	____: ____AL / LL
	____: ____AL / LL	Words : ____AL / LL	____: ____AL / LL	____: ____AL / LL

Action taken / to be taken: (tick / fill in as appropriate)

Inspection:
- ☑ Silt curtain in proper condition
- ☑ Dredging rate within accepted rate
- ☑ Monitoring equipment is checked and confirmed without problem.
- ☐ Others: _____

Possible reason for Action or Limit Level Non-compliance: (tick / fill in as appropriate)

	DO(S&M)	DO(B)	Turbidity		
☑ Change of ambient condition or influence in the vicinity, not Project related	✓	✓	✓		
Findings / Evidences					
☑ Station at Upstream Location at MF	✓	✓	✓		
☑ Upstream Control Station ( ) exceeded AL/LL	MF:5.28mg/L(C2) ME:4.95mg/L(C1)	MF:4.77mg/L(C2) ME:4.39mg/L(C1)	MF: 7.9NTU(C3) ME: 3.4NTU (C1)		
☐ No increasing / decreasing (for DO) trend across the Project at ME	Upstream: ____( )mg/L Downstream: ( )mg/L	Upstream: ____( )mg/L Downstream: ( )mg/L	Upstream: ____( )NTU Downstream: ( )NTU		
☐ No Dredging Works carried out.					
☐ Others					

The copyright of this document is owned by MaterialLab Consultants Ltd. It may not be reproduced except with prior written approval from the Company.

MATERIALAB CONSULTANTS LIMITED
Fugro Development Centre,
5 Lok Yi Street,
17 M.S. Castle Peak Road,
Tai Lam, Tuen Mun, N.T., Hong Kong.
Tel : (852)-24508238
Fax : (852)-24508032
Email : mcl@fugro.com.hk

Remarks: (tick / fill in as appropriate)	Repeat In-situ measurement was done. Mid-Flood: DO (S&M): 4.86 ; ; DO (B): 4.58 ; ; Turbidity: 3.5 ; ; Mid-Ebb: DO (S&M): 4.87 ; ; DO (B): 4.57 ; ; Turbidity: 3.7 ; ; ☑ Dredging works conducted at Portion A / / of the Project. According to Contractor, dredged rate was 2692 / / m^3/day at Portion A / / respectively. (in-situ) ☐

Prepared by: Cyun Ls

Signature:

Date (dd/mm/yyyy): 18/10/2014

Certified by : Colin Yung

Designation : Environmental Team Leader

Signature :

Date(dd/mm/yy): 18/10/2014

Notes;
- Abbreviation:
AL - Action Level
DO (B) - Dissolved Oxygen (Bottom)
DO (S&M) - Dissolved Oxygen (Surface & Middle)
LL - Limit Level
ME - Mid Ebb
MF - Mid Flood
NH3-N (In-situ) - Ammoniacal Nitrogen (In-situ results)
NH3-N (Lab) - Ammoniacal Nitrogen (Laboratory results)
TIN (In-situ) - Total Inorganic Nitrogen (In-situ results)
TIN (Lab) - Total Inorganic Nirogen (Laboratory results)
TSS - Total Suspended Solids
- Wet Season: April to October; Dry Season: November to March

The copyright of this document is owned by MaterialLab Consultants Ltd. It may not be reproduced except with prior written approval from the Company.

MATERIALAB CONSULTANTS LIMITED
Fugro Development Centre,
5 Lok Yi Street,
17 M.S. Castle Peak Road,
Tai Lam, Tuen Mun, N.T., Hong Kong.
Tel : (852)-24508238
Fax : (852)-24508032
Email : mcl@fugro.com.hk

Interim Notification of Environmental Quality Limits Exceedances
Impact Water Quality Monitoring

Incident Report on Action Level or Limit Level Non-compliance

Reference No.:	20141004 /IM/SR8						
Project:	CV/2013/04 - Providing Sufficient Water Depth for Kwai Tsing Container Basin and its Approach Channel						
Date:	04/10/2014						
Time: (hh:mm)	Mid-Flood: 13:54			Mid-Ebb: 10:49			
Monitoring Location:	SR8 – Shek Kok Tsui, Corals						
Action Level / Limit Level:	DO (S&M): 6.11/6.02 mg/L;			Turbidity: 2.9/4.8 NTU;			
	DO (B): 6.11/6.04 mg/L;			_____ : _____ / _____ mg/L			
	_____ : _____ / _____ mg/L						
Measured Level of exceeded parameters (tick / fill in / circle as appropriate)	Mid-Flood:				Mid-Ebb:		
	DO (S&M): 5.90 AL / (LL)	DO (B): 5.02 AL / (LL)			DO (S&M): 5.79 AL / (LL)	DO (B): 5.34 AL / (LL)	
	Turbidity: 7.7 AL / (LL)	_____ : _____ AL / LL			Turbidity: 7.0 AL / (LL)	_____ : _____ AL / LL	
	_____ : _____ AL / LL	Words : _____ AL / LL			_____ : _____ AL / LL	Words : _____ AL / LL	
Action taken / to be taken: (tick / fill in as appropriate)	Inspection:						
	☑ Silt curtain in proper condition						
	☑ Dredging rate within accepted rate						
	☑ Monitoring equipment is checked and confirmed without problem.						
	☐ Others: _____						
Possible reason for Action or Limit Level Non-compliance: (tick / fill in as appropriate)		DO(S&M)	DO(B)	Turbidity			
	☑ Change of ambient condition or influence in the vicinity, not Project related	✓	✓	✓			
		Findings / Evidences					
	☑ Station at Upstream Location at MF	✓	✓	✓			
	☑ Upstream Control Station ( ) exceeded AL/LL	MF:5.28mg/L(C2) ME:4.95mg/L(C1)	MF:4.77mg/L(C2) ME:4.39mg/L(C1)	MF: 7.9NTU(C3) ME: 3.4NTU (C1)			
	☐ No increasing / decreasing (for DO) trend across the Project at ME	Upstream: _____ ( )mg/L Downstream: ( )mg/L	Upstream: _____ ( )mg/L Downstream: ( )mg/L	Upstream: _____ ( )NTU Downstream: ( )NTU			
	☐ No Dredging Works carried out.						
	☐ Others						

The copyright of this document is owned by MaterialLab Consultants Ltd. It may not be reproduced except with prior written approval from the Company.

MATERIALAB CONSULTANTS LIMITED
Fugro Development Centre,
5 Lok Yi Street,
17 M.S. Castle Peak Road,
Tai Lam, Tuen Mun, N.T., Hong Kong.
Tel : (852)-24508238
Fax : (852)-24508032
Email : mcl@fugro.com.hk

MaterialLab

Remarks: (tick / fill in as appropriate)	Repeat In-situ measurement was done. Mid-Flood: DO (S&M): 5.90 : ____ DO (B): 5.02 : ____ Turbidity: 7.7 : ____ Mid-Ebb: DO (S&M): 5.79 : ____ DO (B): 5.34 : ____ Turbidity: 7.0 : ____ ☑ Dredging works conducted at Portion A / ___ / ___ of the Project. According to Contractor, dredged rate was 2692 / ___ / ___ m^3/day at Portion A / ___ / ___ respectively. (in-situ) ☐ ____

Prepared by: Cyrus Lai

Signature:

Date (dd/mm/yyyy): 18/10/2014

Certified by : Colin Yung

Designation : Environmental Team Leader

Signature : ____

Date(dd/mm/yy): 18/10/2014

Notes;
- Abbreviation:
AL - Action Level
DO (B) - Dissolved Oxygen (Bottom)
DO (S&M) - Dissolved Oxygen (Surface & Middle)
LL - Limit Level
ME - Mid Ebb
MF - Mid Flood
NH3-N (In-situ) - Ammoniacal Nitrogen (In-situ results)
NH3-N (Lab) - Ammoniacal Nitrogen (Laboratory results)
TIN (In-situ) - Total Inorganic Nitrogen (In-situ results)
TIN (Lab) - Total Inorganic Nirogen (Laboratory results)
TSS - Total Suspended Solids
- Wet Season: April to October; Dry Season: November to March

The copyright of this document is owned by MaterialLab Consultants Ltd. It may not be reproduced except with prior written approval from the Company.

MATERIALAB CONSULTANTS LIMITED
Fugro Development Centre,
5 Lok Yi Street,
17 M.S. Castle Peak Road,
Tai Lam, Tuen Mun, N.T., Hong Kong.
Tel : (852)-24508238
Fax : (852)-24508032
Email : mcl@fugro.com.hk

Interim Notification of Environmental Quality Limits Exceedances
Impact Water Quality Monitoring

Incident Report on Action Level or Limit Level Non-compliance

Reference No.:	20141004 /IM/SR9
Project:	CV/2013/04 - Providing Sufficient Water Depth for Kwai Tsing Container Basin and its Approach Channel
Date:	04/10/2014
Time: (hh:mm)	Mid-Flood: 14:42 Mid-Ebb: 10:00
Monitoring Location:	SR9 – Cheung Sha Wan FCZ
Action Level / Limit Level:	DO (S&M): 6.11/6.02 mg/L; TIN 0.37/0.49(wet season) or 0.22/0.29(dry season)mg/L DO (B): 6.11/6.04 mg/L; Turbidity: 2.9/4.8 NTU; ____ : ____ / ____ mg/L ____ : ____ / ____ mg/L

Measured Level of exceeded parameters: (tick / fill in / circle as appropriate)	Mid-Flood:			Mid-Ebb:			
	DO (S&M): 5.65 AL / (LL)	DO (B): 5.29 AL / (LL)		DO (S&M): 5.49 AL / (LL)	DO (B): 5.01 AL / (LL)		
	Turbidity: 4.1 (AL) / LL	TIN(In-situ): ____ AL / LL		Turbidity: 5.1 AL / (LL)	TIN(In-situ): ____ AL / LL		
	TIN(Lab): ____ AL / LL	____ : ____ AL / LL		TIN(Lab): ____ AL / LL	____ : ____ AL / LL		

Action taken / to be taken: (tick / fill in as appropriate)

Inspection:
- ☑ Silt curtain in proper condition
- ☑ Dredging rate within accepted rate
- ☑ Monitoring equipment is checked and confirmed without problem.
- ☐ Others: ____

Possible reason for Action or Limit Level Non-compliance: (tick / fill in as appropriate)

	DO(S&M)	DO(B)	Turbidity	TIN	
☑ Change of ambient condition or influence in the vicinity, not Project related	✓	✓	✓		
Findings / Evidences					
☑ Station at Upstream Location at MF	✓	✓	✓		
☑ Upstream Control Station ( ) exceeded AL/LL	MF:5.28mg/L(C2) ME:4.95mg/L(C1)	MF:4.77mg/L(C2) ME:4.39mg/L(C1)	MF: 7.9NTU(C3) ME: 3.4NTU (C1)		
☐ No increasing / decreasing (for DO) trend across the Project at ME	Upstream: ____ ( )mg/L Downstream: ( )mg/L	Upstream: ____ ( )mg/L Downstream: ____ ( )mg/L	Upstream: ____ ( )NTU Downstream: ( )NTU	Upstream: ____ ( )mg/L Downstream: ____ ( )mg/L	
☐ No Dredging Works carried out.					
☐ Others					

The copyright of this document is owned by MaterialLab Consultants Ltd. It may not be reproduced except with prior written approval from the Company.

MATERIALAB CONSULTANTS LIMITED
Fugro Development Centre,
5 Lok Yi Street,
17 M.S. Castle Peak Road,
Tai Lam, Tuen Mun, N.T., Hong Kong.
Tel : (852)-24508238
Fax : (852)-24508032
Email : mcl@fugro.com.hk

MaterialLab

Remarks: (tick / fill in as appropriate)	Repeat In-situ measurement was done. Mid-Flood: DO (S&M): 5.65 DO (B): 5.29 Turbidity: 4.1 TIN: : : Mid-Ebb: DO (S&M): 5.48 DO (B): 5.00 Turbidity: 5.1 TIN: : : ☑ Dredging works conducted at Portion A / / of the Project. According to Contractor, dredged rate was 2692 / / m^3/day at Portion A / / respectively. (in-situ) ☑ No TIN exceedance was found in laboratory result (Mid-Flood: 0.18 and Mid-Ebb: 0.17).

Prepared by: Cyrus Lo
Signature:
Date (dd/mm/yyyy): 03 / 11 / 2014

Certified by : Colin Yung
Designation : Environmental Team Leader
Signature :
Date(dd/mm/yy): 03 / 11 /2014

Notes;
- Abbreviation:
AL - Action Level
DO (B) - Dissolved Oxygen (Bottom)
DO (S&M) - Dissolved Oxygen (Surface & Middle)
LL - Limit Level
ME - Mid Ebb
MF - Mid Flood
NH3-N (In-situ) - Ammoniacal Nitrogen (In-situ results)
NH3-N (Lab) - Ammoniacal Nitrogen (Laboratory results)
TIN (In-situ) - Total Inorganic Nitrogen (In-situ results)
TIN (Lab) - Total Inorganic Nirogen (Laboratory results)
TSS - Total Suspended Solids
- Wet Season: April to October; Dry Season: November to March

The copyright of this document is owned by MaterialLab Consultants Ltd. It may not be reproduced except with prior written approval from the Company.

MATERIALAB CONSULTANTS LIMITED
Fugro Development Centre,
5 Lok Yi Street,
17 M.S. Castle Peak Road,
Tai Lam, Tuen Mun, N.T., Hong Kong.
Tel : (852)-24508238
Fax : (852)-24508032
Email : mcl@fugro.com.hk

Interim Notification of Environmental Quality Limits Exceedances
Impact Water Quality Monitoring

Incident Report on Action Level or Limit Level Non-compliance

Reference No.:	20141004 /IM/SR10						
Project:	CV/2013/04 - Providing Sufficient Water Depth for Kwai Tsing Container Basin and its Approach Channel						
Date:	04/10/2014						
Time: (hh:mm)	Mid-Flood: 13:09		Mid-Ebb: 11:25				
Monitoring Location:	SR10 – Lo Tik Wan FCZ						
Action Level / Limit Level:	DO (S&M): 6.11/6.02 mg/L; TIN: 0.37/0.49(wet season) or 0.22/0.29(dry season)mg/L DO (B): 6.11/6.04 mg/L; Turbidity: 2.9/4.8 NTU; _____ : _____ / _____ mg/L Words _____ : _____ / _____ mg/L						
Measured Level of exceeded parameters: (tick / fill in / circle as appropriate)	Mid-Flood:				Mid-Ebb:		
	DO (S&M): 5.37 AL / (LL)	DO (B): 5.16 AL / (LL)			DO (S&M): 5.53 AL / (LL)	DO (B): 5.38 AL / (LL)	
	Turbidity: 4.3 (AL) / LL	TIN(in-situ): ____ AL / LL			Turbidity: 4.5 (AL) / LL	TIN(in-situ): ____ AL / LL	
	TIN(Lab): ____ AL / LL	____ : ____ AL / LL			TIN(Lab): ____ AL / LL	____ : ____ AL / LL	
Action taken / to be taken: (tick / fill in as appropriate)	Inspection: ☑ Silt curtain in proper condition ☑ Dredging rate within accepted rate ☑ Monitoring equipment is checked and confirmed without problem. ☐ Others: _____						

Possible reason for Action or Limit Level Non-compliance: (tick / fill in as appropriate)	DO(S&M)	DO(B)	Turbidity	TIN	
☑ Change of ambient condition or influence in the vicinity, not Project related	✓	✓	✓		
Findings / Evidences					
☑ Station at Upstream Location at MF	✓	✓	✓		
☑ Upstream Control Station ( ) exceeded AL/LL	MF:5.28mg/L(C2) ME:4.95mg/L(C1)	MF:4.77mg/L(C2) ME:4.39mg/L(C1)	MF: 7.9NTU(C3) ME: 3.4NTU (C1)		
☐ No increasing / decreasing (for DO) trend across the Project at ME	Upstream: ____ ( )mg/L Downstream: ( )mg/L	Upstream: ____ ( )mg/L Downstream: ( )mg/L	Upstream: ____ ( )NTU Downstream: ( )NTU	Upstream: ____ ( )mg/L Downstream: ( )mg/L	
☐ No Dredging Works carried out.					
☐ Others					

The copyright of this document is owned by MaterialLab Consultants Ltd. It may not be reproduced except with prior written approval from the Company.

MATERIALAB CONSULTANTS LIMITED
Fugro Development Centre,
5 Lok Yi Street,
17 M.S. Castle Peak Road,
Tai Lam, Tuen Mun, N.T., Hong Kong.
Tel : (852)-24508238
Fax : (852)-24508032
Email : mcl@fugro.com.hk

MaterialLab

Remarks: (tick / fill in as appropriate)	Repeat In-situ measurement was done. Mid-Flood: DO (S&M): 5.37 DO (B): 5.16 Turbidity: ____ TIN: 4.3 : ____ : ____ Mid-Ebb: DO (S&M): 5.53 DO (B): 5.38 Turbidity: 4.5 TIN: ____ : ____ : ____ ☑ Dredging works conducted at Portion A ___ / ___ / ___ of the Project. According to Contractor, dredged rate was 2692 / ___ / ___ m^3/day at Portion A ___ / ___ / ___ respectively. (in-situ) ☑ No TIN exceedance was found in laboratory result (Mid-Flood: 0.12 and Mid-Ebb: 0.12).

Prepared by: Cyrus Lo

Signature:

Date (dd/mm/yyyy): 03 / 11 / 2014

Certified by : Colin Yung

Designation : Environmental Team Leader

Signature : CL

Date(dd/mm/yy): 03 / 11 / 2014

Notes;
- Abbreviation:
AL - Action Level
DO (B) - Dissolved Oxygen (Bottom)
DO (S&M) - Dissolved Oxygen (Surface & Middle)
LL - Limit Level
ME - Mid Ebb
MF - Mid Flood
NH3-N (In-situ) - Ammoniacal Nitrogen (In-situ results)
NH3-N (Lab) - Ammoniacal Nitrogen (Laboratory results)
TIN (In-situ) - Total Inorganic Nitrogen (In-situ results)
TIN (Lab) - Total Inorganic Nirogen (Laboratory results)
TSS - Total Suspended Solids
- Wet Season: April to October; Dry Season: November to March

The copyright of this document is owned by MaterialLab Consultants Ltd. It may not be reproduced except with prior written approval from the Company.

MATERIALAB CONSULTANTS LIMITED
Fugro Development Centre,
5 Lok Yi Street,
17 M.S. Castle Peak Road,
Tai Lam, Tuen Mun, N.T., Hong Kong.
Tel : (852)-24508238
Fax : (852)-24508032
Email : mcl@fugro.com.hk

Interim Notification of Environmental Quality Limits Exceedances
Impact Water Quality Monitoring

Incident Report on Action Level or Limit Level Non-compliance

Reference No.:	20141004 /IM/SR11
Project:	CV/2013/04 - Providing Sufficient Water Depth for Kwai Tsing Container Basin and its Approach Channel
Date:	04/10/2014
Time: (hh:mm)	Mid-Flood: 12:30 Mid-Ebb: 12:00
Monitoring Location:	SR11 – Sok Kwu Wan FCZ
Action Level / Limit Level:	DO (S&M): 6.11/6.02 mg/L; TIN: 0.37/0.49(wet season) or 0.22/0.29(dry season)mg/L DO (B): 6.11/6.04 mg/L; Turbidity: 2.9/4.8 NTU; _____ : _____ / _____ mg/L Words _____ : _____ / _____ mg/L

Measured Level of exceeded parameters (tick / fill in / circle as appropriate)	Mid-Flood:				Mid-Ebb:			
	DO (S&M):	5.93 AL / (LL)	DO (B):	5.54 AL / (LL)	DO (S&M):	5.81 AL / (LL)	DO (B):	5.34 AL / (LL)
	Turbidity:	5.4 AL / (LL)	TIN(In-situ):	____ AL / LL	Turbidity:	4.9 AL / (LL)	TIN(In-situ):	0.39 (AL) / LL
	TIN(Lab):	____ AL / LL	____ :	____ AL / LL	TIN(Lab):	____ AL / LL	____ :	____ AL / LL

Action taken / to be taken: (tick / fill in as appropriate)

Inspection:
- ☑ Silt curtain in proper condition
- ☑ Dredging rate within accepted rate
- ☑ Monitoring equipment is checked and confirmed without problem.
- ☐ Others: _____

Possible reason for Action or Limit Level Non-compliance: (tick / fill in as appropriate)

	DO(S&M)	DO(B)	Turbidity	TIN	
☑ Change of ambient condition or influence in the vicinity, not Project related	✓	✓	✓	✓	
Findings / Evidences					
☑ Station at Upstream Location at MF	✓	✓	✓	✓	
☑ Upstream Control Station (or gradient station for TIN) exceeded AL/LL	MF:5.28mg/L(C2) ME:4.95mg/L(C1)	MF:4.77mg/L(C2) ME:4.39mg/L(C1)	MF: 7.9NTU(C3) ME: 3.4NTU (C1)	ME:1.52mg/L(G1)	
☐ No increasing / decreasing (for DO) trend across the Project at ME	Upstream: ____ ( )mg/L Downstream: ( )mg/L	Upstream: ____ ( )mg/L Downstream: ( )mg/L	Upstream: ____ ( )NTU Downstream: ( )NTU	Upstream: ____ ( )mg/L Downstream: ( )mg/L	
☐ No Dredging Works carried out.					
☐ Others					

The copyright of this document is owned by MaterialLab Consultants Ltd. It may not be reproduced except with prior written approval from the Company.

MATERIALAB CONSULTANTS LIMITED
Fugro Development Centre,
5 Lok Yi Street,
17 M.S. Castle Peak Road,
Tai Lam, Tuen Mun, N.T., Hong Kong.
Tel : (852)-24508238
Fax : (852)-24508032
Email : mcl@fugro.com.hk

MaterialLab

Remarks: (tick / fill in as appropriate)	Repeat In-situ measurement was done. Mid-Flood: DO (S&M): 5.93 DO (B): 5.54 Turbidity: 5.4 TIN: ____ : ____ ____ : ____ Mid-Ebb: DO (S&M): 5.81 DO (B): 5.34 Turbidity: 4.9 TIN: 0.39 ____ : ____ ____ : ____ ☑ Dredging works conducted at Portion A / ___ / ___ of the Project. According to Contractor, dredged rate was 2692 / ___ / ___ m^3/day at Portion A / ___ / ___ respectively. (in-situ) ☑ No TIN exceedance was found in laboratory result (Mid-Flood: 0.20 and Mid-Ebb: 0.21).

Prepared by: (Cyrus Lai)
Signature:
Date (dd/mm/yyyy): 03 / 11 / 2014

Certified by : Colin Yung
Designation : Environmental Team Le
Signature :
Date(dd/mm/yy): 03 / 11 /2014

Notes;
- Abbreviation:
AL - Action Level
DO (B) - Dissolved Oxygen (Bottom)
DO (S&M) - Dissolved Oxygen (Surface & Middle)
LL - Limit Level
ME - Mid Ebb
MF - Mid Flood
NH3-N (In-situ) - Ammoniacal Nitrogen (In-situ results)
NH3-N (Lab) - Ammoniacal Nitrogen (Laboratory results)
TIN (In-situ) - Total Inorganic Nitrogen (In-situ results)
TIN (Lab) - Total Inorganic Nirogen (Laboratory results)
TSS - Total Suspended Solids
- Wet Season: April to October; Dry Season: November to March

The copyright of this document is owned by MaterialLab Consultants Ltd. It may not be reproduced except with prior written approval from the Company.

MATERIALAB CONSULTANTS LIMITED
Fugro Development Centre,
5 Lok Yi Street,
17 M.S. Castle Peak Road,
Tai Lam, Tuen Mun, N.T., Hong Kong.
Tel : (852)-24508238
Fax : (852)-24508032
Email : mcl@fugro.com.hk

Interim Notification of Environmental Quality Limits Exceedances
Impact Water Quality Monitoring

Incident Report on Action Level or Limit Level Non-compliance

Reference No.:	20141004 /IM/SR13					
Project:	CV/2013/04 - Providing Sufficient Water Depth for Kwai Tsing Container Basin and its Approach Channel					
Date:	04/10/2014					
Time: (hh:mm)	Mid-Flood: 14:10		Mid-Ebb: 09:29			
Monitoring Location:	SR13 – EMSD Cooling Water Intake for Kwai Chung Hospital					
Action Level / Limit Level:	DO (S&M): 5.31/5.22 mg/L; DO (B): 5.29/5.12 mg/L; ____ : ____ / ____ mg/L			Turbidity: 13.1/15.7 NTU; ____ : ____ / ____ mg/L ____ : ____ / ____ mg/L		
Measured Level of exceeded parameters (tick / fill in / circle as appropriate)	Mid-Flood:			Mid-Ebb:		
	DO (S&M): 4.52 AL / (LL)	DO (B): 4.17 AL / (LL)		DO (S&M): 4.31 AL / (LL)	DO (B): 4.28 AL (LL)	
	Turbidity: ____ AL / LL	____ : ____ AL / LL		Turbidity: ____ AL / LL	____ : ____ AL / LL	
	____ : ____ AL / LL	____ : ____ AL / LL		____ : ____ AL / LL	____ : ____ AL / LL	
Action taken / to be taken: (tick / fill in as appropriate)	Inspection: ☑ Silt curtain in proper condition ☑ Dredging rate within accepted rate ☑ Monitoring equipment is checked and confirmed without problem. ☐ Others: ____					
Possible reason for Action or Limit Level Non-compliance: (tick / fill in as appropriate)		DO(S&M)	DO(B)	Turbidity		
	☑ Change of ambient condition or influence in the vicinity, not Project related	✓	✓			
		Findings / Evidences				
	☑ Station at Upstream Location at ME	✓	✓			
	☑ Upstream Control Station ( ) exceeded AL/LL	MF:5.28mg/L(C2) ME:4.95mg/L(C1)	MF:4.77mg/L(C2) ME:4.39mg/L(C1)			
	☐ No increasing / decreasing (for DO) trend across the Project at MF	Upstream: ____ ( )mg/L Downstream: ( )mg/L	Upstream: ____ ( )mg/L Downstream: ( )mg/L	Upstream: ____ ( )NTU Downstream: ( )NTU		
	☐ No Dredging Works carried out.					
	☐ Others					

The copyright of this document is owned by MaterialLab Consultants Ltd. It may not be reproduced except with prior written approval from the Company.

MATERIALAB CONSULTANTS LIMITED
Fugro Development Centre,
5 Lok Yi Street,
17 M.S. Castle Peak Road,
Tai Lam, Tuen Mun, N.T., Hong Kong.
Tel : (852)-24508238
Fax : (852)-24508032
Email : mcl@fugro.com.hk

MaterialLab

Remarks: (tick / fill in as appropriate)	Repeat In-situ measurement was done. Mid-Flood: DO (S&M): 4.52 ; DO (B): 4.18 ; Turbidity: ____ ; ____ Mid-Ebb: DO (S&M): 4.30 ; DO (B): 4.28 ; Turbidity: ____ ; ____ ☑ Dredging works conducted at Portion A / ___ / ___ of the Project. According to Contractor, dredged rate was 2692 / ___ / ___ m^3/day at Portion A / ___ / ___ respectively. (in-situ) ☐

Prepared by: Cyrus Lo

Signature:

Date (dd/mm/yyyy): 18/10/2014

Certified by : Colin Yung

Designation : Environmental Team Leader

Signature : CL

Date(dd/mm/yy): 18/10/2014

Notes;
- Abbreviation:
AL - Action Level
DO (B) - Dissolved Oxygen (Bottom)
DO (S&M) - Dissolved Oxygen (Surface & Middle)
LL - Limit Level
ME - Mid Ebb
MF - Mid Flood
NH3-N (In-situ) - Ammoniacal Nitrogen (In-situ results)
NH3-N (Lab) - Ammoniacal Nitrogen (Laboratory results)
TIN (In-situ) - Total Inorganic Nitrogen (In-situ results)
TIN (Lab) - Total Inorganic Nirogen (Laboratory results)
TSS - Total Suspended Solids
- Wet Season: April to October; Dry Season: November to March

The copyright of this document is owned by MaterialLab Consultants Ltd. It may not be reproduced except with prior written approval from the Company.

MATERIALAB CONSULTANTS LIMITED
Fugro Development Centre,
5 Lok Yi Street,
17 M.S. Castle Peak Road,
Tai Lam, Tuen Mun, N.T., Hong Kong.
Tel : (852)-24508238
Fax : (852)-24508032
Email : mcl@fugro.com.hk

MaterialLab

Interim Notification of Environmental Quality Limits Exceedances
Impact Water Quality Monitoring

Incident Report on Action Level or Limit Level Non-compliance

Reference No.:	20141007 /IM/SR2						
Project:	CV/2013/04 - Providing Sufficient Water Depth for Kwai Tsing Container Basin and its Approach Channel						
Date:	07/10/2014						
Time: (hh:mm)	Mid-Flood: 15:43 Mid-Ebb: 12:28						
Monitoring Location:	SR2 – Casam, Gazetted Beach						
Action Level / Limit Level:	DO (S&M): 5.45/5.39 mg/L; NH3-N: 0.21/0.24 mg/L ; DO (B): 5.43/5.27 mg/L; Turbidity: 6.7/10.1 NTU; _____ : ____ / ____ mg/L _____ : ____ / ____ mg/L						
Measured Level of exceeded parameters: (tick / fill in / circle as appropriate)	Mid-Flood:				Mid-Ebb:		
	DO (S&M): 4.63 AL / (LL)	DO (B): 4.48 AL / (LL)			DO (S&M): 5.11 AL / (LL)	DO (B): 4.87 AL / (LL)	
	Turbidity: ____ AL / LL	NH3-N(In-situ): ____ AL / LL			Turbidity: ____ AL / LL	NH3-N(In-situ): ____ AL / LL	
	NH3-N(Lab): ____ AL / LL	____ : ____ AL / LL			NH3-N(Lab): ____ AL / LL	____ : ____ AL / LL	
Action taken / to be taken: (tick / fill in as appropriate)	Inspection: ☑ Silt curtain in proper condition ☑ Dredging rate within accepted rate ☑ Monitoring equipment is checked and confirmed without problem. ☐ Others: _____						
Possible reason for Action or Limit Level Non-compliance: (tick / fill in as appropriate)		DO(S&M)	DO(B)	Turbidity	NH3-N		
	☑ Change of ambient condition or influence in the vicinity, not Project related	✓	✓				
		Findings / Evidences					
	☑ Station at Upstream Location at ME	✓	✓				
	☑ Upstream Control Station ( ) exceeded AL/LL	MF:5.31mg/L(C2) ME:5.07mg/L(C1)	MF:5.04mg/L(C2) ME:4.71mg/L(C1)				
	☐ No increasing / decreasing (for DO) trend across the Project at MF	Upstream: ____ ( )mg/L Downstream: ____ ( )mg/L	Upstream: ____ ( )mg/L Downstream: ____ ( )mg/L	Upstream: ____ ( )NTU Downstream: ____ ( )NTU	Upstream: ____ ( )mg/L Downstream: ____ ( )mg/L		
	☐ No Dredging Works carried out.						
	☐ Others						

The copyright of this document is owned by MaterialLab Consultants Ltd. It may not be reproduced except with prior written approval from the Company.

MATERIALAB CONSULTANTS LIMITED

Fugro Development Centre,
5 Lok Yi Street,
17 M.S. Castle Peak Road,
Tai Lam, Tuen Mun, N.T., Hong Kong.

Tel : (852)-24508238
Fax : (852)-24508032
Email : mcl@fugro.com.hk

MaterialLab

Remarks: (tick / fill in as appropriate)	Repeat In-situ measurement was done. Mid-Flood: DO (S&M): 4.64 DO (B): 4.47 Turbidity: _____ NH3-N: _____ _____ _____ _____ Mid-Ebb: DO (S&M): 5.10 DO (B): 4.87 Turbidity: _____ NH3-N: _____ _____ _____ _____ ☑ Dredging works conducted at Portion A / B / ____ of the Project. According to Contractor, dredged rate (in-situ) was 1615 / 1077 / _____ m^3/day at Portion A / B / ____ respectively. ☐ _____

Prepared by: Cyrus Lai

Signature:

Date (dd/mm/yyyy): 22/10/2014

Certified by : Colin Yung

Designation : Environmental Team Leader

Signature : _____

Date(dd/mm/yy): 22/10/2014

Notes:
- Abbreviation:
AL – Action Level
DO (B) – Dissolved Oxygen (Bottom)
DO (S&M) – Dissolved Oxygen (Surface & Middle)
LL – Limit Level
ME – Mid Ebb
MF – Mid Flood
NH3-N (In-situ) – Ammoniacal Nitrogen (In-situ results)
NH3-N (Lab) – Ammoniacal Nitrogen (Laboratory results)
TIN (In-situ) – Total Inorganic Nitrogen (In-situ results)
TIN (Lab) – Total Inorganic Nitrogen (Laboratory results)
TSS – Total Suspended Solids
- Wet Season: April to October; Dry Season: November to March

The copyright of this document is owned by MaterialLab Consultants Ltd. It may not be reproduced except with prior written approval from the Company.

MATERIALAB CONSULTANTS LIMITED
Fugro Development Centre,
5 Lok Yi Street,
17 M.S. Castle Peak Road,
Tai Lam, Tuen Mun, N.T., Hong Kong.
Tel : (852)-24508238
Fax : (852)-24508032
Email : mcl@fugro.com.hk

MaterialLab

Interim Notification of Environmental Quality Limits Exceedances
Impact Water Quality Monitoring

Incident Report on Action Level or Limit Level Non-compliance

Reference No.:	20141007 /IM/SR3						
Project:	CV/2013/04 - Providing Sufficient Water Depth for Kwai Tsing Container Basin and its Approach Channel						
Date:	07/10/2014						
Time: (hh:mm)	Mid-Flood: 16:15 Mid-Ebb: 11:56						
Monitoring Location:	SR3 –Approach, Gazetted Beach						
Action Level / Limit Level:	DO (S&M): 5.45/5.39 mg/L; NH3-N: 0.21/0.24 mg/L ; DO (B): 5.43/5.27 mg/L; Turbidity: 6.7/10.1 NTU; _____ : ____ / ____ mg/L _____ : ____ / ____ mg/L						
Measured Level of exceeded parameters (tick / fill in / circle as appropriate)	Mid-Flood:				Mid-Ebb:		
	DO (S&M): 4.96 AL / (LL)	DO (B): 4.80 AL / (LL)			DO (S&M): 4.91 AL / (LL)	DO (B): 4.86 AL / (LL)	
	Turbidity: ____ AL / LL	NH3-N(In-situ): ____ AL / LL			Turbidity: ____ AL / LL	NH3-N(In-situ): ____ AL / LL	
	NH3-N(Lab): ____ AL / LL	____ : ____ AL / LL			NH3-N(Lab): ____ AL / LL	____ : ____ AL / LL	
Action taken / to be taken: (tick / fill in as appropriate)	Inspection: ☑ Silt curtain in proper condition ☑ Dredging rate within accepted rate ☑ Monitoring equipment is checked and confirmed without problem. ☐ Others: _____						
Possible reason for Action or Limit Level Non-compliance: (tick / fill in as appropriate)		DO(S&M)	DO(B)	Turbidity	NH3-N		
	☑ Change of ambient condition or influence in the vicinity, not Project related	✓	✓				
		Findings / Evidences					
	☑ Station at Upstream Location at ME	✓	✓				
	☑ Upstream Control Station ( ) exceeded AL/LL	MF:5.31mg/L(C2) ME:5.07mg/L(C1)	MF:5.04mg/L(C2) ME:4.71mg/L(C1)				
	☐ No increasing / decreasing (for DO) trend across the Project at MF	Upstream: ____ ( )mg/L Downstream: ____ ( )mg/L	Upstream: ____ ( )mg/L Downstream: ____ ( )mg/L	Upstream: ____ ( )NTU Downstream: ____ ( )NTU	Upstream: ____ ( )mg/L Downstream: ____ ( )mg/L		
	☐ No Dredging Works carried out.						
	☐ Others						

The copyright of this document is owned by MaterialLab Consultants Ltd. It may not be reproduced except with prior written approval from the Company.

MATERIALAB CONSULTANTS LIMITED
Fugro Development Centre,
5 Lok Yi Street,
17 M.S. Castle Peak Road,
Tai Lam, Tuen Mun, N.T., Hong Kong.
Tel : (852)-24508238
Fax : (852)-24508032
Email : mcl@fugro.com.hk

MaterialLab

Remarks: (tick / fill in as appropriate)	Repeat In-situ measurement was done. Mid-Flood: DO (S&M): 4.96 DO (B): 4.80 Turbidity: _____ NH3-N: ~~4.91~~ _____: 4.86 _____: _____ Mid-Ebb: DO (S&M): _____ DO (B): _____ Turbidity: _____ NH3-N: _____ _____: _____ _____: _____ ☑ Dredging works conducted at Portion A / B / ____ of the Project. According to Contractor, dredged rate was 1615 / 1077 / _____ m^3/day at Portion A / B / ____ respectively. (in-situ) ☐ _____

Prepared by: A Cyrus Lo

Signature:

Date (dd/mm/yyyy): 22 / 10 / 2014

Certified by : Colin Yung

Designation : Environmental Team Leader

Signature : C

Date(dd/mm/yy): 22 / 10 / 2014

Notes:
- Abbreviation:
AL – Action Level
DO (B) – Dissolved Oxygen (Bottom)
DO (S&M) – Dissolved Oxygen (Surface & Middle)
LL – Limit Level
ME – Mid Ebb
MF – Mid Flood
NH3-N (In-situ) – Ammoniacal Nitrogen (In-situ results)
NH3-N (Lab) – Ammoniacal Nitrogen (Laboratory results)
TIN (In-situ) – Total Inorganic Nitrogen (In-situ results)
TIN (Lab) – Total Inorganic Nitrogen (Laboratory results)
TSS – Total Suspended Solids
- Wet Season: April to October; Dry Season: November to March

The copyright of this document is owned by MaterialLab Consultants Ltd. It may not be reproduced except with prior written approval from the Company.

MATERIALAB CONSULTANTS LIMITED
Fugro Development Centre,
5 Lok Yi Street,
17 M.S. Castle Peak Road,
Tai Lam, Tuen Mun, N.T., Hong Kong.
Tel : (852)-24508238
Fax : (852)-24508032
Email : mcl@fugro.com.hk

Interim Notification of Environmental Quality Limits Exceedances
Impact Water Quality Monitoring

Incident Report on Action Level or Limit Level Non-compliance

Reference No.:	20141007 /IM/SR5 Q
Project:	CV/2013/04 - Providing Sufficient Water Depth for Kwai Tsing Container Basin and its Approach Channel
Date:	07/10/2014
Time: (hh:mm)	Mid-Flood: 15:26 Mid-Ebb: 12:53
Monitoring Location:	SR5 – Ma Wan FCZ
Action Level / Limit Level:	DO (S&M): 5.45/5.39 mg/L; Turbidity: 6.7/10.1 NTU; DO (B): 5.43/5.27 mg/L; TIN 0.45/0.50(wet season) or 0.36/0.39(dry season)mg/L : / mg/L : / mg/L

Measured Level of exceeded parameters: (tick / fill in / circle as appropriate)	Mid-Flood:			Mid-Ebb:			
	DO (S&M):	AL / LL	DO (B): 5.24 AL / (LL)	DO (S&M): 5.32 AL / (LL)		DO (B): 5.20 AL / (LL)	
	Turbidity:	AL / LL	TIN(In-situ): 0.90 AL / (LL)	Turbidity:	AL / LL	TIN(In-situ): 0.93 AL / (LL)	
	TIN(Lab):	AL / LL	: AL / LL	TIN(Lab):	AL / LL	:	AL / LL

Action taken / to be taken: (tick / fill in as appropriate)

Inspection:
- ☑ Silt curtain in proper condition
- ☑ Dredging rate within accepted rate
- ☑ Monitoring equipment is checked and confirmed without problem.
- ☐ Others: _____

Possible reason for Action or Limit Level Non-compliance: (tick / fill in as appropriate)

	DO(S&M)	DO(B)	Turbidity	TIN	
☑ Change of ambient condition or influence in the vicinity, not Project related	✓	✓		✓	
Findings / Evidences					
☑ Station at Upstream Location at ME	✓	✓		✓	
☑ Upstream Control Station (or gradient station for TIN) exceeded AL/LL	ME:5.07mg/L(C1)	MF:5.04mg/L(C2) ME:4.71mg/L(C1)		MF:0.47mg/L(G5) ME:1.12mg/L(G1)	
☐ No increasing / decreasing (for DO) trend across the Project at MF	Upstream: ____( )mg/L Downstream: ____( )mg/L	Upstream: ____( )mg/L Downstream: ____( )mg/L	Upstream: ____( )NTU Downstream: ____( )NTU	Upstream: ____( )mg/L Downstream: ____( )mg/L	
☐ No Dredging Works carried out.					
☐ Others					

The copyright of this document is owned by MaterialLab Consultants Ltd. It may not be reproduced except with prior written approval from the Company.

MATERIALAB CONSULTANTS LIMITED
Fugro Development Centre,
5 Lok Yi Street,
17 M.S. Castle Peak Road,
Tai Lam, Tuen Mun, N.T., Hong Kong.
Tel : (852)-24508238
Fax : (852)-24508032
Email : mcl@fugro.com.hk

MaterialLab

Remarks: (tick / fill in as appropriate)	Repeat In-situ measurement was done. Mid-Flood: DO (S&M): ____ DO (B): 5.25 Turbidity: ____ TIN: 0.91 ____ : ____ ____ : ____ Mid-Ebb: DO (S&M): 5.33 DO (B): 5.21 Turbidity: ____ TIN: 0.93 ____ : ____ ____ : ____ ☑ Dredging works conducted at Portion A / B / ____ of the Project. According to Contractor, dredged rate was 2615 / 1077 / ____ m³/day at Portion A / B / ____ respectively. (in-situ) ☑ No TIN exceedance was found in laboratory result (Mid-Flood: 0.42 and Mid-Ebb: 0.42).

Prepared by: Kyrus Lai

Signature:

Date (dd/mm/yyyy): 03 / 11 / 2014

Certified by : Colin Yung

Designation : Environmental Team Lea

Signature : CL

Date(dd/mm/yy): 03 / 11 / 2014

Notes:
- Abbreviation:
AL – Action Level
DO (B) – Dissolved Oxygen (Bottom)
DO (S&M) – Dissolved Oxygen (Surface & Middle)
LL – Limit Level
ME – Mid Ebb
MF – Mid Flood
NH3-N (In-situ) – Ammoniacal Nitrogen (In-situ results)
NH3-N (Lab) – Ammoniacal Nitrogen (Laboratory results)
TIN (In-situ) – Total Inorganic Nitrogen (In-situ results)
TIN (Lab) – Total Inorganic Nitrogen (Laboratory results)
TSS – Total Suspended Solids
- Wet Season: April to October; Dry Season: November to March

The copyright of this document is owned by MaterialLab Consultants Ltd. It may not be reproduced except with prior written approval from the Company.

MATERIALAB CONSULTANTS LIMITED
Fugro Development Centre,
5 Lok Yi Street,
17 M.S. Castle Peak Road,
Tai Lam, Tuen Mun, N.T., Hong Kong.
Tel : (852)-24508238
Fax : (852)-24508032
Email : mcl@fugro.com.hk

Interim Notification of Environmental Quality Limits Exceedances
Impact Water Quality Monitoring

Incident Report on Action Level or Limit Level Non-compliance

Reference No.:	20141007 /IM/SR6							
Project:	CV/2013/04 - Providing Sufficient Water Depth for Kwai Tsing Container Basin and its Approach Channel							
Date:	07/10/2014							
Time: (hh:mm)	Mid-Flood: 17:20		Mid-Ebb: 10:00					
Monitoring Location:	SR6 – Kau Yi Chau, Corals							
Action Level / Limit Level:	DO (S&M): 6.11/6.02 mg/L; DO (B): 6.11/6.04 mg/L; TSS : 9 / 18 mg/L				Turbidity: 2.9/4.8 NTU; _____ : _____ / _____ mg/L			
Measured Level of exceeded parameters (tick / fill in / circle as appropriate)	Mid-Flood:				Mid-Ebb:			
	DO (S&M): 5.00 AL / (LL)		DO (B): 4.97 AL / (LL)		DO (S&M): 5.03 AL / (LL)		DO (B): 4.98 AL / (LL)	
	Turbidity: 5.9 AL / (LL)		_____ : _____ AL / LL		Turbidity: 6.4 AL / (LL)		_____ : _____ AL / LL	
	TSS : 11 AL / (LL)		_____ : _____ AL / LL		TSS : 11 AL / (LL)		_____ : _____ AL / LL	
Action taken / to be taken: (tick / fill in as appropriate)	Inspection: ☑ Silt curtain in proper condition ☑ Dredging rate within accepted rate ☑ Monitoring equipment is checked and confirmed without problem. ☐ Others: _____							

Possible reason for Action or Limit Level Non-compliance: (tick / fill in as appropriate)	DO(S&M)	DO(B)	Turbidity	TSS	
☑ Change of ambient condition or influence in the vicinity, not Project related	✓	✓	✓	✓	
Findings / Evidences					
☑ Station at Upstream Location at MFF	✓	✓	✓	✓	
☑ Upstream Control Station ( ) exceeded AL/LL	MF:5.31mg/L(C2) ME:5.07mg/L(C1)	MF:5.04mg/L(C2) ME:4.71mg/L(C1)	MF:8.0NTU(C2) ME:9.9NTU(C1)	ME:17 mg/L (C1)	
☐ No increasing / decreasing (for DO) trend across the Project at MF	Upstream: _____ ( )mg/L Downstream: _____ ( )mg/L	Upstream: _____ ( )mg/L Downstream: _____ ( )mg/L	Upstream: _____ ( )NTU Downstream: _____ ( )NTU	Upstream: 24 mg/L (G2) Downstream: 7 mg/L (G6)	
☐ No Dredging Works carried out.					
☐ Others					

The copyright of this document is owned by MaterialLab Consultants Ltd. It may not be reproduced except with prior written approval from the Company.

MATERIALAB CONSULTANTS LIMITED
Fugro Development Centre,
5 Lok Yi Street,
17 M.S. Castle Peak Road,
Tai Lam, Tuen Mun, N.T., Hong Kong.
Tel : (852)-24508238
Fax : (852)-24508032
Email : mcl@fugro.com.hk

MaterialLab

Remarks: (tick / fill in as appropriate)	Repeat in-situ measurement was done. Mid-Flood: DO (S&M): 5.01 DO (B): 4.98 Turbidity: 5.9 Mid-Ebb: DO (S&M): 5.04 DO (B): 4.98 Turbidity: 6.4 ☑ Dredging works conducted at Portion A / B / ____ of the Project. According to Contractor, dredged rate was 1615 / 1077 / ____ m^3/day at Portion A / B / ____ respectively. (in-situ) ☐ ____

Prepared by: Cyrus Lai
Signature:
Date (dd/mm/yyyy): 03 / 11 / 2014

Certified by : Colin Yung
Designation : Environmental Team Leader
Signature : CL
Date(dd/mm/yy): 03 / 11 / 2014

Notes:
- Abbreviation:
AL – Action Level
DO (B) – Dissolved Oxygen (Bottom)
DO (S&M) – Dissolved Oxygen (Surface & Middle)
LL – Limit Level
ME – Mid Ebb
MF – Mid Flood
NH3-N (In-situ) – Ammoniacal Nitrogen (In-situ results)
NH3-N (Lab) – Ammoniacal Nitrogen (Laboratory results)
TIN (In-situ) – Total Inorganic Nitrogen (In-situ results)
TIN (Lab) – Total Inorganic Nitrogen (Laboratory results)
TSS – Total Suspended Solids
- Wet Season: April to October; Dry Season: November to March

The copyright of this document is owned by MaterialLab Consultants Ltd. It may not be reproduced except with prior written approval from the Company.

MATERIALAB CONSULTANTS LIMITED
Fugro Development Centre,
5 Lok Yi Street,
17 M.S. Castle Peak Road,
Tai Lam, Tuen Mun, N.T., Hong Kong.
Tel : (852)-24508238
Fax : (852)-24508032
Email : mcl@fugro.com.hk

Interim Notification of Environmental Quality Limits Exceedances
Impact Water Quality Monitoring

Incident Report on Action Level or Limit Level Non-compliance

Reference No.:	20141007 /IM/SR7
Project:	CV/2013/04 - Providing Sufficient Water Depth for Kwai Tsing Container Basin and its Approach Channel
Date:	07/10/2014
Time: (hh:mm)	Mid-Flood: 18:26 Mid-Ebb: 09:45
Monitoring Location:	SR7 – Green Island, Corals
Action Level / Limit Level:	DO (S&M): 6.11/6.02 mg/L; Turbidity: 2.9/4.8 NTU; DO (B): 6.11/6.04 mg/L; ____ : ____ / ____ mg/L ____ : ____ / ____ mg/L

Measured Level of exceeded parameters: (tick / fill in / circle as appropriate)	Mid-Flood:		Mid-Ebb:	
	DO (S&M): 5.50 AL / (LL)	DO (B): 5.31 AL (LL)	DO (S&M): ____ AL / LL	DO (B): 5.48 AL / (LL)
	Turbidity: 3.1 (AL) / LL	____ : ____ AL / LL	Turbidity: ____ AL / LL	____ : ____ AL / LL
	____ : ____ AL / LL	Words : ____ AL / LL	____ : ____ AL / LL	____ : ____ AL / LL

Action taken / to be taken: (tick / fill in as appropriate)

Inspection:
- ☑ Silt curtain in proper condition
- ☑ Dredging rate within accepted rate
- ☑ Monitoring equipment is checked and confirmed without problem.
- ☐ Others: ____

Possible reason for Action or Limit Level Non-compliance: (tick / fill in as appropriate)

	DO(S&M)	DO(B)	Turbidity		
☑ Change of ambient condition or influence in the vicinity, not Project related	✓	✓	✓		
Findings / Evidences					
☑ Station at Upstream Location at MF	✓	✓	✓		
☑ Upstream Control Station ( ) exceeded AL/LL	MF:5.31mg/L(C2)	MF:5.04mg/L(C2) ME:4.71mg/L(C1)	MF: 8.0NTU(C2)		
☐ No increasing / decreasing (for DO) trend across the Project at ME	Upstream: ____ ( )mg/L Downstream: ____ ( )mg/L	Upstream: ____ ( )mg/L Downstream: ____ ( )mg/L	Upstream: ____ ( )NTU Downstream: ____ ( )NTU		
☐ No Dredging Works carried out.					
☐ Others					

The copyright of this document is owned by MateriaLab Consultants Ltd. It may not be reproduced except with prior written approval from the Company.

MATERIALAB CONSULTANTS LIMITED
Fugro Development Centre,
5 Lok Yi Street,
17 M.S. Castle Peak Road,
Tai Lam, Tuen Mun, N.T., Hong Kong.
Tel : (852)-24508238
Fax : (852)-24508032
Email : mcl@fugro.com.hk

MaterialLab

Remarks: (tick / fill in as appropriate)	Repeat In-situ measurement was done. Mid-Flood: DO (S&M): 5.50 : ____ DO (B): 5.31 : ____ Turbidity: 3.1 : ____ Mid-Ebb: DO (S&M): ____ : ____ DO (B): 5.48 : ____ Turbidity: ____ : ____ ☑ Dredging works conducted at Portion A / B / ____ of the Project. According to Contractor, dredged rate was 1615 / 1077 / ____ m^3/day at Portion A / B / ____ respectively. (in-situ) ☐ ____

Prepared by: Cyrus Lai

Signature:

Date (dd/mm/yyyy): 22 / 10 / 2014

Certified by : Colin Yung

Designation : Environmental Team Leader

Signature : ____

Date(dd/mm/yy): 22/10/2014

Notes:
- Abbreviation:
AL – Action Level
DO (B) – Dissolved Oxygen (Bottom)
DO (S&M) – Dissolved Oxygen (Surface & Middle)
LL – Limit Level
ME – Mid Ebb
MF – Mid Flood
NH3-N (In-situ) – Ammoniacal Nitrogen (In-situ results)
NH3-N (Lab) – Ammoniacal Nitrogen (Laboratory results)
TIN (In-situ) – Total Inorganic Nitrogen (In-situ results)
TIN (Lab) – Total Inorganic Nitrogen (Laboratory results)
TSS – Total Suspended Solids
- Wet Season: April to October; Dry Season: November to March

The copyright of this document is owned by MateriaLab Consultants Ltd. It may not be reproduced except with prior written approval from the Company.

MATERIALAB CONSULTANTS LIMITED
Fugro Development Centre,
5 Lok Yi Street,
17 M.S. Castle Peak Road,
Tai Lam, Tuen Mun, N.T., Hong Kong.
Tel : (852)-24508238
Fax : (852)-24508032
Email : mcl@fugro.com.hk

Interim Notification of Environmental Quality Limits Exceedances
Impact Water Quality Monitoring

Incident Report on Action Level or Limit Level Non-compliance

Reference No.:	20141007 /IM/SR8
Project:	CV/2013/04 - Providing Sufficient Water Depth for Kwai Tsing Container Basin and its Approach Channel
Date:	07/10/2014
Time: (hh:mm)	Mid-Flood: 15:40 Mid-Ebb: 11:58
Monitoring Location:	SR8 – Shek Kok Tsui, Corals
Action Level / Limit Level:	DO (S&M): 6.11/6.02 mg/L; Turbidity: 2.9/4.8 NTU; DO (B): 6.11/6.04 mg/L; _____ : _____/_____ mg/L _____ : _____/_____ mg/L _____ : _____/_____ mg/L

Measured Level of exceeded parameters (tick / fill in / circle as appropriate)	Mid-Flood:		Mid-Ebb:	
	DO (S&M): 5.50 AL / (LL)	DO (B): 5.13 AL / (LL)	DO (S&M): 5.35 AL / (LL)	DO (B): 5.14 AL / (LL)
	Turbidity: 3.6 AL / (LL)	_____ : _____ AL / LL	Turbidity: 3.6 (AL) / LL	_____ : _____ AL / LL
	_____ : _____ AL / LL	_____ : _____ AL / LL	_____ : _____ AL / LL	_____ : _____ AL / LL

Action taken / to be taken: (tick / fill in as appropriate)

Inspection:
- ☑ Silt curtain in proper condition
- ☑ Dredging rate within accepted rate
- ☑ Monitoring equipment is checked and confirmed without problem.
- ☐ Others: _____

Possible reason for Action or Limit Level Non-compliance: (tick / fill in as appropriate)

	DO(S&M)	DO(B)	Turbidity		
☑ Change of ambient condition or influence in the vicinity, not Project related	✓	✓	✓		
Findings / Evidences					
☑ Station at Upstream Location at MF	✓	✓	✓		
☑ Upstream Control Station ( ) exceeded AL/LL	MF:5.31mg/L(C2) ME:5.07mg/L(C1)	MF:5.04mg/L(C2) ME:4.71mg/L(C1)	MF:8.0NTU(C2) ME:9.9NTU(C1)		
☐ No increasing / decreasing (for DO) trend across the Project at ME	Upstream: _____ ( )mg/L Downstream: _____ ( )mg/L	Upstream: _____ ( )mg/L Downstream: _____ ( )mg/L	Upstream: _____ ( )NTU Downstream: _____ ( )NTU		
☐ No Dredging Works carried out.					
☐ Others					

The copyright of this document is owned by MaterialLab Consultants Ltd. It may not be reproduced except with prior written approval from the Company.

MATERIALAB CONSULTANTS LIMITED
Fugro Development Centre,
5 Lok Yi Street,
17 M.S. Castle Peak Road,
Tai Lam, Tuen Mun, N.T., Hong Kong.
Tel : (852)-24508238
Fax : (852)-24508032
Email : mcl@fugro.com.hk

MaterialLab

Remarks: (tick / fill in as appropriate)	Repeat In-situ measurement was done. Mid-Flood: DO (S&M): 5.51 ; ; DO (B): 5.12 ; ; Turbidity: 3.6 ; ; Mid-Ebb: DO (S&M): 5.35 ; ; DO (B): 5.14 ; ; Turbidity: 3.7 ; ; ☑ Dredging works conducted at Portion A / B / of the Project. According to Contractor, dredged rate was 1615 / 1077 / m³/day at Portion A / B / respectively. (in-situ) ☐

Prepared by: A Cyrus Lai

Signature:

Date (dd/mm/yyyy): 22 / 10 / 2014

Certified by : Colin Yung

Designation : Environmental Team Leader

Signature :

Date(dd/mm/yy): 22 / 10 / 2014

Notes:
- Abbreviation:
AL – Action Level
DO (B) – Dissolved Oxygen (Bottom)
DO (S&M) – Dissolved Oxygen (Surface & Middle)
LL – Limit Level
ME – Mid Ebb
MF – Mid Flood
NH3-N (In-situ) – Ammoniacal Nitrogen (In-situ results)
NH3-N (Lab) – Ammoniacal Nitrogen (Laboratory results)
TIN (In-situ) – Total Inorganic Nitrogen (In-situ results)
TIN (Lab) – Total Inorganic Nitrogen (Laboratory results)
TSS – Total Suspended Solids
- Wet Season: April to October; Dry Season: November to March

The copyright of this document is owned by MaterialLab Consultants Ltd. It may not be reproduced except with prior written approval from the Company.

MATERIALAB CONSULTANTS LIMITED
Fugro Development Centre,
5 Lok Yi Street,
17 M.S. Castle Peak Road,
Tai Lam, Tuen Mun, N.T., Hong Kong.
Tel : (852)-24508238
Fax : (852)-24508032
Email : mcl@fugro.com.hk

MaterialLab

Interim Notification of Environmental Quality Limits Exceedances
Impact Water Quality Monitoring

Incident Report on Action Level or Limit Level Non-compliance

Reference No.:	20141007 /IM/SR9						
Project:	CV/2013/04 - Providing Sufficient Water Depth for Kwai Tsing Container Basin and its Approach Channel						
Date:	07/10/2014						
Time: (hh:mm)	Mid-Flood: 16:25 Mid-Ebb: 10:58						
Monitoring Location:	SR9 – Cheung Sha Wan FCZ						
Action Level / Limit Level:	DO (S&M): 6.11/6.02 mg/L; TIN 0.37/0.49(wet season) or 0.22/0.29(dry season)mg/L DO (B): 6.11/6.04 mg/L; Turbidity: 2.9/4.8 NTU; TSS : 9 /18 mg/L : / mg/L						
Measured Level of exceeded parameters: (tick / fill in / circle as appropriate)	Mid-Flood:				Mid-Ebb:			
	DO (S&M): ___ AL / LL	DO (B): ___ AL / LL	DO (S&M): ___ AL / LL	DO (B): 5.60 AL / (LL)				
	Turbidity: 5.2 AL / (LL)	TIN(In-situ): ___ AL / LL	Turbidity: 5.8 AL / (LL)	TIN(In-situ): ___ AL / LL				
	TIN(Lab): ___ AL / LL	: ___ AL / LL	TIN(Lab): ___ AL / LL	TSS : 10 (AL) / LL				
Action taken / to be taken: (tick / fill in as appropriate)	Inspection: ☑ Silt curtain in proper condition ☑ Dredging rate within accepted rate ☑ Monitoring equipment is checked and confirmed without problem. ☐ Others: ___							
Possible reason for Action or Limit Level Non-compliance: (tick / fill in as appropriate)		DO(S&M)	DO(B)	Turbidity	TIN	TSS		
	☑ Change of ambient condition or influence in the vicinity, not Project related		✓	✓		✓		
	Findings / Evidences							
	☑ Station at Upstream Location at MF		✓	✓				
	☑ Upstream Control Station ( ) exceeded AL/LL		ME:4.71mg/L(C1)	MF:8.0NTU(C2) ME:9.9NTU(C1)		ME: 17mg/L (C1)		
	☐ No increasing / decreasing (for DO) trend across the Project at ME	Upstream: ___ ( )mg/L Downstream: ___ ( )mg/L	Upstream: ___ ( )mg/L Downstream: ___ ( )mg/L	Upstream: ___ ( )NTU Downstream: ___ ( )NTU	Upstream: ___ ( )mg/L Downstream: ___ ( )mg/L	Upstream: 24 (G2) mg/L Downstream: 7 (G6) mg/L		
	☐ No Dredging Works carried out.							
	☐ Others							

The copyright of this document is owned by MaterialLab Consultants Ltd. It may not be reproduced except with prior written approval from the Company.

MATERIALAB CONSULTANTS LIMITED
Fugro Development Centre,
5 Lok Yi Street,
17 M.S. Castle Peak Road,
Tai Lam, Tuen Mun, N.T., Hong Kong.
Tel : (852)-24508238
Fax : (852)-24508032
Email : mcl@fugro.com.hk

MaterialLab

Remarks: (tick / fill in as appropriate)	Repeat in-situ measurement was done. Mid-Flood: DO (S&M): _____ DO (B): _____ Turbidity: 5.3 TIN: _____ : _____ : _____ Mid-Ebb: DO (S&M): _____ DO (B): 5.59 Turbidity: 5.9 TIN: _____ : _____ : _____ ☑ Dredging works conducted at Portion A / B / ____ of the Project. According to Contractor, dredged rate was 1615 / 1077 / _____ m^3/day at Portion A / B/ ____ respectively. (in-situ) ☐ _____

Prepared by: Cyrus Lai
Signature:
Date (dd/mm/yyyy): 03 / 11 / 2014

Certified by : Colin Yung
Designation : Environmental Team Leader
Signature :
Date(dd/mm/yy): 03/11/2014

Notes:
- Abbreviation:
AL – Action Level
DO (B) – Dissolved Oxygen (Bottom)
DO (S&M) – Dissolved Oxygen (Surface & Middle)
LL – Limit Level
ME – Mid Ebb
MF – Mid Flood
NH3-N (In-situ) – Ammoniacal Nitrogen (In-situ results)
NH3-N (Lab) – Ammoniacal Nitrogen (Laboratory results)
TIN (In-situ) – Total Inorganic Nitrogen (In-situ results)
TIN (Lab) – Total Inorganic Nitrogen (Laboratory results)
TSS – Total Suspended Solids
- Wet Season: April to October; Dry Season: November to March

The copyright of this document is owned by MaterialLab Consultants Ltd. It may not be reproduced except with prior written approval from the Company.

MATERIALAB CONSULTANTS LIMITED
Fugro Development Centre,
5 Lok Yi Street,
17 M.S. Castle Peak Road,
Tai Lam, Tuen Mun, N.T., Hong Kong.
Tel : (852)-24508238
Fax : (852)-24508032
Email : mcl@fugro.com.hk

MaterialLab

Interim Notification of Environmental Quality Limits Exceedances
Impact Water Quality Monitoring

Incident Report on Action Level or Limit Level Non-compliance

Reference No.:	20141007 /IM/SR11 a						
Project:	CV/2013/04 - Providing Sufficient Water Depth for Kwai Tsing Container Basin and its Approach Channel						
Date:	07/10/2014						
Time: (hh:mm)	Mid-Flood: 14:20			Mid-Ebb: 13:20			
Monitoring Location:	SR11 – Sok Kwu Wan FCZ						
Action Level / Limit Level:	DO (S&M): 6.11/6.02 mg/L; DO (B): 6.11/6.04 mg/L; : / mg/L			TIN: 0.37/0.49(wet season) or 0.22/0.29(dry season)mg/L; Turbidity: 2.9/4.8 NTU; Words : / mg/L			
Measured Level of exceeded parameters (tick / fill in / circle as appropriate)	Mid-Flood:				Mid-Ebb:		
	DO (S&M): 5.76 AL / (LL)	DO (B): 5.17 AL / (LL)			DO (S&M): 5.75 AL / (LL)	DO (B): 5.50 AL / (LL)	
	Turbidity: ____ AL / LL	TIN(In-situ): ____ AL / LL			Turbidity: ____ AL / LL	TIN(In-situ): 0.39 (AL) / LL	
	TIN(Lab): ____ AL / LL	____ : ____ AL / LL			TIN(Lab): ____ AL / LL	____ : ____ AL / LL	
Action taken / to be taken: (tick / fill in as appropriate)	Inspection: ☑ Silt curtain in proper condition ☑ Dredging rate within accepted rate ☑ Monitoring equipment is checked and confirmed without problem. ☐ Others: ____						
Possible reason for Action or Limit Level Non-compliance: (tick / fill in as appropriate)		DO(S&M)	DO(B)	Turbidity	TIN		
	☑ Change of ambient condition or influence in the vicinity, not Project related	✓	✓		✓		
	Findings / Evidences						
	☑ Station at Upstream Location at MF	✓	✓				
	☑ Upstream Control Station (or gradient station for TIN) exceeded AL/LL	MF:5.31mg/L(C2) ME:5.07mg/L(C1)	MF:5.04mg/L(C2) ME:4.71mg/L(C1)		ME:1.12mg/L(G1)		
	☐ No increasing / decreasing (for DO) trend across the Project at ME	Upstream: ____ ( )mg/L Downstream: ( )mg/L	Upstream: ____ ( )mg/L Downstream: ( )mg/L	Upstream: ____ ( )NTU Downstream: ( )NTU	Upstream: ____ ( )mg/L Downstream: ( )mg/L		
	☐ No Dredging Works carried out.						
	☐ Others						

The copyright of this document is owned by MaterialLab Consultants Ltd. It may not be reproduced except with prior written approval from the Company.

MATERIALAB CONSULTANTS LIMITED
Fugro Development Centre,
5 Lok Yi Street,
17 M.S. Castle Peak Road,
Tai Lam, Tuen Mun, N.T., Hong Kong.
Tel : (852)-24508238
Fax : (852)-24508032
Email : mcl@fugro.com.hk

MaterialLab

Remarks: (tick / fill in as appropriate)	Repeat In-situ measurement was done. Mid-Flood: DO (S&M): 5.76 DO (B): 5.17 Turbidity: ____ TIN: ____ ____ ____ Mid-Ebb: DO (S&M): 5.74 DO (B): 5.50 Turbidity: ____ TIN: 0.41 ____ ____ ☑ Dredging works conducted at Portion A / B / ____ of the Project. According to Contractor, dredged rate (in-situ) was 1615 / 1077 / ____ m³/day at Portion A / B / ____ respectively. ☑ No TIN exceedance was found at Mid-Ebb in laboratory result (0.09).

Prepared by: Cyrus Lo

Signature:

Date (dd/mm/yyyy): 03 / 11 / 2014

Certified by : Colin Yung

Designation : Environmental Team Le

Signature :

Date(dd/mm/yy): 03 / 11 / 2014

Notes:
- Abbreviation:
AL – Action Level
DO (B) – Dissolved Oxygen (Bottom)
DO (S&M) – Dissolved Oxygen (Surface & Middle)
LL – Limit Level
ME – Mid Ebb
MF – Mid Flood
NH3-N (In-situ) – Ammoniacal Nitrogen (In-situ results)
NH3-N (Lab) – Ammoniacal Nitrogen (Laboratory results)
TIN (In-situ) – Total Inorganic Nitrogen (In-situ results)
TIN (Lab) – Total Inorganic Nitrogen (Laboratory results)
TSS – Total Suspended Solids
- Wet Season: April to October; Dry Season: November to March

The copyright of this document is owned by MaterialLab Consultants Ltd. It may not be reproduced except with prior written approval from the Company.

MATERIALAB CONSULTANTS LIMITED
Fugro Development Centre,
5 Lok Yi Street,
17 M.S. Castle Peak Road,
Tai Lam, Tuen Mun, N.T., Hong Kong.
Tel : (852)-24508238
Fax : (852)-24508032
Email : mcl@fugro.com.hk

Interim Notification of Environmental Quality Limits Exceedances
Impact Water Quality Monitoring

Incident Report on Action Level or Limit Level Non-compliance

Reference No.:	20141007 /IM/SR12
Project:	CV/2013/04 - Providing Sufficient Water Depth for Kwai Tsing Container Basin and its Approach Channel
Date:	07/10/2014
Time: (hh:mm)	Mid-Flood: 16:58 Mid-Ebb: 11:11
Monitoring Location:	SR12 – Tsing Yi, WSD Flushing Water Intake
Action Level / Limit Level:	DO (S&M): 2/2 mg/L; NH3-N: <1/<1 mg/L ; DO (B): 2/2 mg/L; Turbidity: <10/<10 NTU; Total Suspended Solids : <10/<10 mg/L ____: ____/____mg/L

Measured Level of exceeded parameters: (tick / fill in / circle as appropriate)	Mid-Food:		Mid-Ebb:	
	DO (S&M): ____AL / LL	DO (B): ____AL / LL	DO (S&M): ____AL / LL	DO (B): ____AL / LL
	Turbidity: ____AL / LL	NH3-N(In-situ): ____AL / LL	Turbidity: ____AL / LL	NH3-N(In-situ): ____AL / LL
	NH3-N(Lab): ____AL / LL	TSS: 11 AL / LL	NH3-N(Lab): ____AL / LL	TSS: 11 AL / LL

Action taken / to be taken: (tick / fill in as appropriate)

Inspection:
- ☑ Silt curtain in proper condition
- ☑ Dredging rate within accepted rate
- ☑ Monitoring equipment is checked and confirmed without problem.
- ☐ Others: _____

Possible reason for Action or Limit Level Non-compliance: (tick / fill in as appropriate)

	DO(S&M)	DO(B)	Turbidity	NH3-N	TSS
☑ Change of ambient condition or influence in the vicinity, not Project related					✓
Findings / Evidences					
☑ Station at Upstream Location at ME					✓
☑ Upstream Control Station ( ) exceeded AL/LL					ME: 17 mg/L (C)
☐ No increasing / decreasing (for DO) trend across the Project at MF	Upstream: ____( )mg/L Downstream: ____( )mg/L	Upstream: ____( )mg/L Downstream: ____( )mg/L	Upstream: ____( )NTU Downstream: ____( )NTU	Upstream: ____( )mg/L Downstream: ____( )mg/L	
☐ No Dredging Works carried out.					
☑ Others					At Mid-Flood, TSS at SR12 (downstream of SR12 and the project) was 11 mg/L, no increasing trend of TSS shown towards the project.

The copyright of this document is owned by MaterialLab Consultants Ltd. It may not be reproduced except with prior written approval from the Company.

MATERIALAB CONSULTANTS LIMITED
Fugro Development Centre,
5 Lok Yi Street,
17 M.S. Castle Peak Road,
Tai Lam, Tuen Mun, N.T., Hong Kong.
Tel : (852)-24508238
Fax : (852)-24508032
Email : mcl@fugro.com.hk

Remarks: (tick / fill in as appropriate)	Repeat In-situ measurement was done. Mid-Flood: DO (S&M): _____ DO (B): _____ Turbidity: _____ NH3-N: _____ ; _____ ; _____ Mid-Ebb: DO (S&M): _____ DO (B): _____ Turbidity: _____ NH3-N: _____ ; _____ ; _____ ☑ Dredging works conducted at Portion A / 13 / ___ of the Project. According to Contractor, dredged rate was 1615 / 1077 / _____ m^3/day at Portion A / 13 / ___ respectively. (In-situ) ☐ _____

Prepared by: Cyrus Lei

Signature:

Date (dd/mm/yyyy): 03 / 11 / 2014

Certified by: Colin Yung
Designation: Environmental Team Leader

Signature: _____

Notes;
- Abbreviation:
AL - Action Level
DO (B) - Dissolved Oxygen (Bottom)
DO (S&M) - Dissolved Oxygen (Surface & Middle)
LL - Limit Level
ME - Mid Ebb
MF - Mid Flood
NH3-N (In-situ) - Ammoniacal Nitrogen (In-situ results)
NH3-N (Lab) - Ammoniacal Nitrogen (Laboratory results)
TIN (In-situ) - Total Inorganic Nitrogen (In-situ results)
TIN (Lab) - Total Inorganic Nirogen (Laboratory results)
TSS - Total Suspended Solids
- Wet Season: April to October; Dry Season: November to March

The copyright of this document is owned by MaterialLab Consultants Ltd. It may not be reproduced except with prior written approval from the Company.

MATERIALAB CONSULTANTS LIMITED
Fugro Development Centre,
5 Lok Yi Street,
17 M.S. Castle Peak Road,
Tai Lam, Tuen Mun, N.T., Hong Kong.
Tel : (852)-24508238
Fax : (852)-24508032
Email : mcl@fugro.com.hk

MaterialLab

Interim Notification of Environmental Quality Limits Exceedances
Impact Water Quality Monitoring

Incident Report on Action Level or Limit Level Non-compliance

Reference No.:	20141007 /IM/SR13					
Project:	CV/2013/04 - Providing Sufficient Water Depth for Kwai Tsing Container Basin and its Approach Channel					
Date:	07/10/2014					
Time: (hh:mm)	Mid-Flood: 17:20		Mid-Ebb: 10:54			
Monitoring Location:	SR13 – EMSD Cooling Water Intake for Kwai Chung Hospital					
Action Level / Limit Level:	DO (S&M): 5.31/5.22 mg/L; DO (B): 5.29/5.12 mg/L; _____ : ____/____ mg/L		Turbidity: 13.1/15.7 NTU; _____ : ____/____mg/L _____ : ____/____ mg/L			
Measured Level of exceeded parameters (tick / fill in / circle as appropriate)	Mid-Flood:				Mid-Ebb:	
	DO (S&M): 4.48 AL (LL)	DO (B): 4.37 AL / (LL)			DO (S&M): 4.49 AL / (L)	DO (B): 4.42 AL (L)
	Turbidity: ____AL / LL	____ : ____AL / LL			Turbidity: ____AL / LL	____ : ____AL / LL
	____ : ____AL / LL	____ : ____AL / LL			____ : ____AL / LL	____ : ____AL / LL
Action taken / to be taken: (tick / fill in as appropriate)	Inspection: ☑ Silt curtain in proper condition ☑ Dredging rate within accepted rate ☑ Monitoring equipment is checked and confirmed without problem. ☐ Others: _____					
Possible reason for Action or Limit Level Non-compliance: (tick / fill in as appropriate)		DO(S&M)	DO(B)	Turbidity		
	☑ Change of ambient condition or influence in the vicinity, not Project related	✓	✓			
		Findings / Evidences				
	☑ Station at Upstream Location at ME	✓	✓			
	☑ Upstream Control Station ( ) exceeded AL/LL	ME:5.07mg/L(C1)	MF:5.04mg/L(C2) ME:4.71mg/L(C1)			
	☑ No increasing / decreasing (for DO) trend across the Project at MF	Upstream: G1 (5.28) mg/L Downstream: G1 (5.28) mg/L	Upstream: ____( )mg/L Downstream: ____( )mg/L	Upstream: ____( )NTU Downstream: ____( )NTU		
	☐ No Dredging Works carried out.					
	☐ Others					

The copyright of this document is owned by MateriaLab Consultants Ltd. It may not be reproduced except with prior written approval from the Company.

MATERIALAB CONSULTANTS LIMITED
Fugro Development Centre,
5 Lok Yi Street,
17 M.S. Castle Peak Road,
Tai Lam, Tuen Mun, N.T., Hong Kong.
Tel : (852)-24508238
Fax : (852)-24508032
Email : mcl@fugro.com.hk

Remarks: (tick / fill in as appropriate)	Repeat In-situ measurement was done. Mid-Flood: DO (S&M): 4.48 : ____ DO (B): 4.37 : ____ Turbidity: ____ : ____ Mid-Ebb: DO (S&M): 4.50 : ____ DO (B): 4.41 : ____ Turbidity: ____ : ____ ☑ Dredging works conducted at Portion A / B / ____ of the Project. According to Contractor, dredged rate was 1615 / 1077 / ____ m^3/day at Portion A / B / ____ respectively. (in-situ) ☐ ____

Prepared by: A Cyan Lai
Signature:
Date (dd/mm/yyyy): 22/10/2014

Certified by : Colin Yung
Designation : Environmental Team Leader
Signature :
Date(dd/mm/yy): 22/10/2014

Notes:
- Abbreviation:
AL – Action Level
DO (B) – Dissolved Oxygen (Bottom)
DO (S&M) – Dissolved Oxygen (Surface & Middle)
LL – Limit Level
ME – Mid Ebb
MF – Mid Flood
NH3-N (In-situ) – Ammoniacal Nitrogen (In-situ results)
NH3-N (Lab) – Ammoniacal Nitrogen (Laboratory results)
TIN (In-situ) – Total Inorganic Nitrogen (In-situ results)
TIN (Lab) – Total Inorganic Nitrogen (Laboratory results)
TSS – Total Suspended Solids
- Wet Season: April to October; Dry Season: November to March

The copyright of this document is owned by MaterialLab Consultants Ltd. It may not be reproduced except with prior written approval from the Company.

MATERIALAB CONSULTANTS LIMITED
Fugro Development Centre,
5 Lok Yi Street,
17 M.S. Castle Peak Road,
Tai Lam, Tuen Mun, N.T., Hong Kong.
Tel : (852)-24508238
Fax : (852)-24508032
Email : mcl@fugro.com.hk

MaterialLab

Interim Notification of Environmental Quality Limits Exceedances
Impact Water Quality Monitoring

Incident Report on Action Level or Limit Level Non-compliance

Reference No.:	20141009 /IM/SR1
Project:	CV/2013/04 - Providing Sufficient Water Depth for Kwai Tsing Container Basin and its Approach Channel
Date:	09/10/2014
Time: (hh:mm)	Mid-Flood: 16:15 Mid-Ebb: 12:25
Monitoring Location:	SR1 – Near Hong Kong Garden, WSD Flushing Water Intake
Action Level / Limit Level:	DO (S&M): 2/2 mg/L; NH3-N: <1/<1 mg/L ; DO (B): 2/2 mg/L; Turbidity: <10/<10 NTU; Total Suspended Solids : <10/<10 mg/L _____ : _____/_____mg/L

Measured Level of exceeded parameters: (tick / fill in / circle as appropriate)	Mid-Food:		Mid-Ebb:	
	DO (S&M): _____AL / LL	DO (B): _____AL / LL	DO (S&M): _____AL / LL	DO (B): _____AL / LL
	Turbidity: _____AL / LL	NH3-N(In-situ): _____AL / LL	Turbidity: _____AL / LL	NH3-N(In-situ): _____AL / LL
	NH3-N(Lab): _____AL / LL	TSS : 23 AL / (LL)	NH3-N(Lab): _____AL / LL	TSS : 23 AL / (LL)

Action taken / to be taken: (tick / fill in as appropriate)

Inspection:
- ☑ Silt curtain in proper condition
- ☑ Dredging rate within accepted rate
- ☑ Monitoring equipment is checked and confirmed without problem.
- ☐ Others: _____

Possible reason for Action or Limit Level Non-compliance: (tick / fill in as appropriate)

	DO(S&M)	DO(B)	Turbidity	NH3-N	TSS
☑ Change of ambient condition or influence in the vicinity, not Project related					✓
Findings / Evidences					
☑ Station at Upstream Location at ME					✓
☐ Upstream Control Station ( ) exceeded AL/LL					
☑ No increasing / ~~decreasing (for DO)~~ trend across the Project at MF	Upstream: _____( )mg/L Downstream: ( )mg/L	Upstream: _____( )mg/L Downstream: ( )mg/L	Upstream: _____( )NTU Downstream: ( )NTU	Upstream: _____( )mg/L Downstream: ( )mg/L	Upstream: 8 mg/L (G5) Downstream: 7 mg/L (G2)
☐ No Dredging Works carried out.					
☑ Others					MF: No dredging works carried out during 14:30 to 18:00 The bar dredging was during 12:40 to 14:30 (at ebb tide)

The copyright of this document is owned by MaterialLab Consultants Ltd. It may not be reproduced except with prior written approval from the Company.

MATERIALAB CONSULTANTS LIMITED
Fugro Development Centre,
5 Lok Yi Street,
17 M.S. Castle Peak Road,
Tai Lam, Tuen Mun, N.T., Hong Kong.
Tel : (852)-24508238
Fax : (852)-24508032
Email : mcl@fugro.com.hk

MaterialLab

Remarks: (tick / fill in as appropriate)	Repeat In-situ measurement was done. Mid-Flood: DO (S&M): _____ DO (B): _____ Turbidity: _____ NH3-N: _____ : _____ : _____ Mid-Ebb: DO (S&M): _____ DO (B): _____ Turbidity: _____ NH3-N: _____ : _____ : _____ ☑ Dredging works conducted at Portion A / B / ___ of the Project. According to Contractor, dredged rate was 2154 / 1077 m³/day at Portion A / B / ___ respectively. (in-situ) ☐ _____

Prepared by: Cyrus Lai

Signature:

Date (dd/mm/yyyy): 03 / 11 / 2014

Certified by: Colin Yung
Designation: Environmental Team Leader

Signature: CL

Notes;
- Abbreviation:
AL - Action Level
DO (B) - Dissolved Oxygen (Bottom)
DO (S&M) - Dissolved Oxygen (Surface & Middle)
LL - Limit Level
ME - Mid Ebb
MF - Mid Flood
NH3-N (In-situ) - Ammoniacal Nitrogen (In-situ results)
NH3-N (Lab) - Ammoniacal Nitrogen (Laboratory results)
TIN (In-situ) - Total Inorganic Nitrogen (In-situ results)
TIN (Lab) - Total Inorganic Nirogen (Laboratory results)
TSS - Total Suspended Solids
- Wet Season: April to October; Dry Season: November to March

The copyright of this document is owned by MaterialLab Consultants Ltd. It may not be reproduced except with prior written approval from the Company.

MATERIALAB CONSULTANTS LIMITED
Fugro Development Centre,
5 Lok Yi Street,
17 M.S. Castle Peak Road,
Tai Lam, Tuen Mun, N.T., Hong Kong.
Tel : (852)-24508238
Fax : (852)-24508032
Email : mcl@fugro.com.hk

MaterialLab

Interim Notification of Environmental Quality Limits Exceedances
Impact Water Quality Monitoring

Incident Report on Action Level or Limit Level Non-compliance

Reference No.:	20141009 /IM/SR2
Project:	CV/2013/04 - Providing Sufficient Water Depth for Kwai Tsing Container Basin and its Approach Channel
Date:	09/10/2014
Time: (hh:mm)	Mid-Flood: 16:40 Mid-Ebb: 12:55
Monitoring Location:	SR2 – Casam, Gazetted Beach
Action Level / Limit Level:	DO (S&M): 5.45/5.39 mg/L; NH3-N: 0.21/0.24 mg/L ; DO (B): 5.43/5.27 mg/L; Turbidity: 6.7/10.1 NTU; TSS : 12 / 19 mg/L : / mg/L

Measured Level of exceeded parameters: (tick / fill in / circle as appropriate)	Mid-Flood:				Mid-Ebb:			
	DO (S&M):	4.91 AL / (LL)	DO (B):	4.72 AL / (LL)	DO (S&M):	5.01 AL / (LL)	DO (B):	4.81 AL / (LL)
	Turbidity:	12.9 AL / (LL)	NH3-N(In-situ):	AL / LL	Turbidity:	11.1 AL / (LL)	NH3-N(In-situ):	AL / LL
	NH3-N(Lab):	AL / LL	TSS :	15 (AL) / LL	NH3-N(Lab):	AL / LL	TSS :	15 (AL) / LL

Action taken / to be taken: (tick / fill in as appropriate)

Inspection:
- ☑ Silt curtain in proper condition
- ☑ Dredging rate within accepted rate
- ☑ Monitoring equipment is checked and confirmed without problem.
- ☐ Others: _____

Possible reason for Action or Limit Level Non-compliance: (tick / fill in as appropriate)

	DO(S&M)	DO(B)	Turbidity	NH3-N	TSS
☑ Change of ambient condition or influence in the vicinity, not Project related	✓	✓	✓		✓
Findings / Evidences					
☑ Station at Upstream Location at ME	✓	✓	✓		✓
☑ Upstream Control Station ( ) exceeded AL/LL	MF:5.40mg/L(C2) ME:5.04mg/L(C1)	MF:4.95mg/L(C2) ME:5.00mg/L(C1)	ME:13.9NTU(C1)		
☐ No increasing / decreasing (for DO) trend across the Project at MF	Upstream: ____( )mg/L Downstream: ____( )mg/L	Upstream: ____( )mg/L Downstream: ____( )mg/L	Upstream: ____( )NTU Downstream: ____( )NTU	Upstream: ____( )mg/L Downstream: ____( )mg/L	Upstream: 8 mg/L (G5) Downstream: 7 mg/L (G2)
☐ No Dredging Works carried out.					
☑ Others			MF: No dredging works was carried out during 14:30 to 18:00. The last dredging was during 12:40 to 14:30 (at ebb tide). (According to contractor)		MF: No dredging works was carried out during 14:30 to 18:00. The last dredging was during 12:40 to 14:30 (at ebb tide). (According to contractor)

The copyright of this document is owned by MaterialLab Consultants Ltd. It may not be reproduced except with prior written approval from the Company.

MATERIALAB CONSULTANTS LIMITED
Fugro Development Centre,
5 Lok Yi Street,
17 M.S. Castle Peak Road,
Tai Lam, Tuen Mun, N.T., Hong Kong.
Tel : (852)-24508238
Fax : (852)-24508032
Email : mcl@fugro.com.hk

MaterialLab

Remarks: (tick / fill in as appropriate)	Repeat In-situ measurement was done. Mid-Flood: DO (S&M): 4.90 DO (B): 4.71 Turbidity: 13.0 NH3-N: ___ : ___ ___ : ___ Mid-Ebb: DO (S&M): 5.01 DO (B): 4.82 Turbidity: 11.1 NH3-N: ___ : ___ ___ : ___ ☑ Dredging works conducted at Portion A / B / ___ of the Project. According to Contractor, dredged rate (in-situ) was 2154 / 1077 / ___ m^3/day at Portion A / B / ___ respectively. ☐ ___

Prepared by: Cyrus Lo

Signature:

Date (dd/mm/yyyy): 03/11/2014

Certified by : Colin Yung

Designation : Environmental Team Lea

Signature :

Date(dd/mm/yy): 03/11/2014

Notes:
- Abbreviation:
AL – Action Level
DO (B) – Dissolved Oxygen (Bottom)
DO (S&M) – Dissolved Oxygen (Surface & Middle)
LL – Limit Level
ME – Mid Ebb
MF – Mid Flood
NH3-N (In-situ) – Ammoniacal Nitrogen (In-situ results)
NH3-N (Lab) – Ammoniacal Nitrogen (Laboratory results)
TIN (In-situ) – Total Inorganic Nitrogen (In-situ results)
TIN (Lab) – Total Inorganic Nitrogen (Laboratory results)
TSS – Total Suspended Solids
- Wet Season: April to October; Dry Season: November to March

The copyright of this document is owned by MaterialLab Consultants Ltd. It may not be reproduced except with prior written approval from the Company.

MATERIALAB CONSULTANTS LIMITED
Fugro Development Centre,
5 Lok Yi Street,
17 M.S. Castle Peak Road,
Tai Lam, Tuen Mun, N.T., Hong Kong.
Tel : (852)-24508238
Fax : (852)-24508032
Email : mcl@fugro.com.hk

MaterialLab

Interim Notification of Environmental Quality Limits Exceedances
Impact Water Quality Monitoring

Incident Report on Action Level or Limit Level Non-compliance

Reference No.:	20141009 /IM/SR3						
Project:	CV/2013/04 - Providing Sufficient Water Depth for Kwai Tsing Container Basin and its Approach Channel						
Date:	09/10/2014						
Time: (hh:mm)	Mid-Flood: 17:00 Mid-Ebb: 12:15						
Monitoring Location:	SR3 –Approach, Gazetted Beach						
Action Level / Limit Level:	DO (S&M): 5.45/5.39 mg/L; NH3-N: 0.21/0.24 mg/L ; DO (B): 5.43/5.27 mg/L; Turbidity: 6.7/10.1 NTU; _____ : ____ / ____ mg/L _____ : ____ / ____ mg/L						
Measured Level of exceeded parameters (tick / fill in / circle as appropriate)	Mid-Flood:				Mid-Ebb:		
	DO (S&M): 5.08 AL / (LL)	DO (B): 5.03 AL / (LL)			DO (S&M): 4.91 AL / (LL)	DO (B): 4.85 AL / (LL)	
	Turbidity: 6.8 (AL) / LL	NH3-N(In-situ): ____ AL / LL			Turbidity: 12.4 AL / (LL)	NH3-N(In-situ): ____ AL / LL	
	NH3-N(Lab): ____ AL / LL	____ : ____ AL / LL			NH3-N(Lab): ____ AL / LL	____ : ____ AL / LL	
Action taken / to be taken: (tick / fill in as appropriate)	Inspection: ☑ Silt curtain in proper condition ☑ Dredging rate within accepted rate ☑ Monitoring equipment is checked and confirmed without problem. ☐ Others: _____						
Possible reason for Action or Limit Level Non-compliance: (tick / fill in as appropriate)		DO(S&M)	DO(B)	Turbidity	NH3-N		
	☑ Change of ambient condition or influence in the vicinity, not Project related	✓	✓	✓			
		Findings / Evidences					
	☑ Station at Upstream Location at ME	✓	✓	✓			
	☑ Upstream Control Station ( ) exceeded AL/LL	MF:5.40mg/L(C2) ME:5.04mg/L(C1)	MF:4.95mg/L(C2) ME:5.00mg/L(C1)	ME:13.9NTU(C1)			
	☐ No increasing / decreasing (for DO) trend across the Project at MF	Upstream: ____ ( )mg/L Downstream: ____ ( )mg/L	Upstream: ____ ( )mg/L Downstream: ____ ( )mg/L	Upstream: ____ ( )NTU Downstream: ____ ( )NTU	Upstream: ____ ( )mg/L Downstream: ____ ( )mg/L		
	☐ No Dredging Works carried out.						
	☑ Others			MF: No dredging works was carried out during 1430 to 1800. (According to contractor)			

The copyright of this document is owned by MaterialLab Consultants Ltd. It may not be reproduced except with prior written approval from the Company.

MATERIALAB CONSULTANTS LIMITED
Fugro Development Centre,
5 Lok Yi Street,
17 M.S. Castle Peak Road,
Tai Lam, Tuen Mun, N.T., Hong Kong.
Tel : (852)-24508238
Fax : (852)-24508032
Email : mcl@fugro.com.hk

MaterialLab

Remarks: (tick / fill in as appropriate)	Repeat In-situ measurement was done. Mid-Flood: DO (S&M): 5.08 DO (B): 5.04 Turbidity: 6.8 NH3-N: ; ; Mid-Ebb: DO (S&M): 4.90 DO (B): 4.85 Turbidity: 12.4 NH3-N: ; ; ☑ Dredging works conducted at Portion A / B / ____ of the Project. According to Contractor, dredged rate was 2154 / 1077 / ____ m^3/day at Portion A / B / ____ respectively. (in-situ) ☐

Prepared by: Cyrus LAI

Signature:

Date (dd/mm/yyyy): 22/10/2014

Certified by : Colin Yung

Designation : Environmental Team Leader

Signature :

Date(dd/mm/yy): 22/10/2014

Notes:
- Abbreviation:
AL – Action Level
DO (B) – Dissolved Oxygen (Bottom)
DO (S&M) – Dissolved Oxygen (Surface & Middle)
LL – Limit Level
ME – Mid Ebb
MF – Mid Flood
NH3-N (In-situ) – Ammoniacal Nitrogen (In-situ results)
NH3-N (Lab) – Ammoniacal Nitrogen (Laboratory results)
TIN (In-situ) – Total Inorganic Nitrogen (In-situ results)
TIN (Lab) – Total Inorganic Nitrogen (Laboratory results)
TSS – Total Suspended Solids
- Wet Season: April to October; Dry Season: November to March

The copyright of this document is owned by MaterialLab Consultants Ltd. It may not be reproduced except with prior written approval from the Company.

MATERIALAB CONSULTANTS LIMITED
Fugro Development Centre,
5 Lok Yi Street,
17 M.S. Castle Peak Road,
Tai Lam, Tuen Mun, N.T., Hong Kong.
Tel : (852)-24508238
Fax : (852)-24508032
Email : mcl@fugro.com.hk

Interim Notification of Environmental Quality Limits Exceedances
Impact Water Quality Monitoring

Incident Report on Action Level or Limit Level Non-compliance

Reference No.:	20141009 /IM/SR5a
Project:	CV/2013/04 - Providing Sufficient Water Depth for Kwai Tsing Container Basin and its Approach Channel
Date:	09/10/2014
Time: (hh:mm)	Mid-Flood: 16:30 Mid-Ebb: 13:10
Monitoring Location:	SR5 – Ma Wan FCZ
Action Level / Limit Level:	DO (S&M): 5.45/5.39 mg/L; Turbidity: 6.7/10.1 NTU; DO (B): 5.43/5.27 mg/L; TIN 0.45/0.50(wet season) or 0.36/0.39(dry season)mg/L ____ : ____ / ____ mg/L ____ : ____ / ____ mg/L
Measured Level of exceeded parameters: (tick / fill in / circle as appropriate)	Mid-Flood: DO (S&M): 5.17 AL / (LL) DO (B): 5.08 AL / (LL) Turbidity: ____ AL / LL TIN(In-situ): 0.91 AL / (LL) TIN(Lab): ____ AL / LL ____ : ____ AL / LL Mid-Ebb: DO (S&M): 5.15 AL / (LL) DO (B): 5.09 AL / (LL) Turbidity: ____ AL / LL TIN(In-situ): 0.75 AL / (LL) TIN(Lab): ____ AL / LL ____ : ____ AL / LL
Action taken / to be taken: (tick / fill in as appropriate)	Inspection: ☑ Silt curtain in proper condition ☑ Dredging rate within accepted rate ☑ Monitoring equipment is checked and confirmed without problem. ☐ Others: ____

Possible reason for Action or Limit Level Non-compliance: (tick / fill in as appropriate)	DO(S&M)	DO(B)	Turbidity	TIN	
☑ Change of ambient condition or influence in the vicinity, not Project related	✓	✓		✓	
Findings / Evidences					
☑ Station at Upstream Location at ME	✓	✓		✓	
☑ Upstream Control Station (or gradient station for TIN) exceeded AL/LL	MF:5.40mg/L(C2) ME:5.04mg/L(C1)	MF:4.95mg/L(C2) ME:5.00mg/L(C1)		ME:0.98mg/L(G1)	
☐ No increasing / decreasing (for DO) trend across the Project at MF	Upstream: ____ ( )mg/L Downstream: ( )mg/L	Upstream: ____ ( )mg/L Downstream: ( )mg/L	Upstream: ____ ( )NTU Downstream: ( )NTU	Upstream: ____ ( )mg/L Downstream: ( )mg/L	
☐ No Dredging Works carried out.					
☑ Others				MF: No dredging works was carried out during 1430 to 1800. (According to contractor)	

The copyright of this document is owned by MaterialLab Consultants Ltd. It may not be reproduced except with prior written approval from the Company.

MATERIALAB CONSULTANTS LIMITED
Fugro Development Centre,
5 Lok Yi Street,
17 M.S. Castle Peak Road,
Tai Lam, Tuen Mun, N.T., Hong Kong.
Tel : (852)-24508238
Fax : (852)-24508032
Email : mcl@fugro.com.hk

MaterialLab

Remarks: (tick / fill in as appropriate)	Repeat In-situ measurement was done. Mid-Flood: DO (S&M): 5.17 DO (B): 5.08 Turbidity: _____ TIN: 0.91 _____ : _____ _____ : _____ Mid-Ebb: DO (S&M): 5.15 DO (B): 5.09 Turbidity: _____ TIN: 0.75 _____ : _____ _____ : _____ ☑ Dredging works conducted at Portion A / B / ____ of the Project. According to Contractor, dredged rate was 2154 / 1077 / _____ m^3/day at Portion A / B / ____ respectively. (in-situ) ☑ No TIN exceedance was found in laboratory result (Mid-Flood: 0.42 and Mid-Ebb: 0.42).

Prepared by: Cyrus Lai

Signature:

Date (dd/mm/yyyy): 03 / 11 / 2014

Certified by : Colin Yung

Designation : Environmental Team Leader

Signature :

Date(dd/mm/yy): 03 / 11 / 2014

Notes:
- Abbreviation:
AL – Action Level
DO (B) – Dissolved Oxygen (Bottom)
DO (S&M) – Dissolved Oxygen (Surface & Middle)
LL – Limit Level
ME – Mid Ebb
MF – Mid Flood
NH3-N (In-situ) – Ammoniacal Nitrogen (In-situ results)
NH3-N (Lab) – Ammoniacal Nitrogen (Laboratory results)
TIN (In-situ) – Total Inorganic Nitrogen (In-situ results)
TIN (Lab) – Total Inorganic Nitrogen (Laboratory results)
TSS – Total Suspended Solids
- Wet Season: April to October; Dry Season: November to March

The copyright of this document is owned by MaterialLab Consultants Ltd. It may not be reproduced except with prior written approval from the Company.

MATERIALAB CONSULTANTS LIMITED
Fugro Development Centre,
5 Lok Yi Street,
17 M.S. Castle Peak Road,
Tai Lam, Tuen Mun, N.T., Hong Kong.
Tel : (852)-24508238
Fax : (852)-24508032
Email : mcl@fugro.com.hk

Interim Notification of Environmental Quality Limits Exceedances
Impact Water Quality Monitoring

Incident Report on Action Level or Limit Level Non-compliance

Reference No.:	20141009 /IM/SR6
Project:	CV/2013/04 - Providing Sufficient Water Depth for Kwai Tsing Container Basin and its Approach Channel
Date:	09/10/2014
Time: (hh:mm)	Mid-Flood: 18:40 Mid-Ebb: 11:00
Monitoring Location:	SR6 – Kau Yi Chau, Corals
Action Level / Limit Level:	DO (S&M): 6.11/6.02 mg/L; Turbidity: 2.9/4.8 NTU; DO (B): 6.11/6.04 mg/L; _____ : _____ TSS : 9 /18 mg/L _____ : _____ / _____ mg/L
Measured Level of exceeded parameters (tick / fill in / circle as appropriate)	Mid-Flood: DO (S&M): 5.26 AL / (LL); DO (B): 5.20 AL / (LL); Turbidity: 8.1 AL / (LL); _____ : _____ AL / LL; TSS: 11 AL / (LL); _____ : _____ AL / LL Mid-Ebb: DO (S&M): 5.33 AL / (LL); DO (B): 5.06 AL / (LL); Turbidity: 3.7 (AL) / LL; _____ : _____ AL / LL; TSS : 11 AL / (LL); _____ : _____ AL / LL
Action taken / to be taken: (tick / fill in as appropriate)	Inspection: ☑ Silt curtain in proper condition ☑ Dredging rate within accepted rate ☑ Monitoring equipment is checked and confirmed without problem. ☐ Others: _____

Possible reason for Action or Limit Level Non-compliance: (tick / fill in as appropriate)

	DO(S&M)	DO(B)	Turbidity	TSS	
☑ Change of ambient condition or influence in the vicinity, not Project related	✓	✓	✓	✓	
Findings / Evidences					
☐ Station at Upstream Location at MF	✓	✓	✓	✓	
☑ Upstream Control Station ( ) exceeded AL/LL	MF:5.40mg/L(C2) ME:5.04mg/L(C1)	MF:4.95mg/L(C2) ME:5.00mg/L(C1)	MF:3.3NTU(C2) ME:13.9NTU(C1)		
☐ No Increasing / decreasing (for DO) trend across the Project at MF	Upstream: _____ ( )mg/L Downstream: ( )mg/L	Upstream: _____ ( )mg/L Downstream: ( )mg/L	Upstream: _____ ( )NTU Downstream: ( )NTU	Upstream: 10 mg/L (G1) Downstream: 5 mg/L (G6)	
☐ No Dredging Works carried out.					
☐ Others					

The copyright of this document is owned by MaterialLab Consultants Ltd. It may not be reproduced except with prior written approval from the Company.

MATERIALAB CONSULTANTS LIMITED
Fugro Development Centre,
5 Lok Yi Street,
17 M.S. Castle Peak Road,
Tai Lam, Tuen Mun, N.T., Hong Kong.
Tel : (852)-24508238
Fax : (852)-24508032
Email : mcl@fugro.com.hk

MaterialLab

Remarks: (tick / fill in as appropriate)	Repeat in-situ measurement was done. Mid-Flood: DO (S&M): 5.27 : ____ DO (B): 5.19 : ____ Turbidity: 8.1 : ____ Mid-Ebb: DO (S&M): 5.33 : ____ DO (B): 5.06 : ____ Turbidity: 3.8 : ____ ☑ Dredging works conducted at Portion A / B / ____ of the Project. According to Contractor, dredged rate was 2154 / 1077 / ____ m^3/day at Portion A / B / ____ respectively. (in-situ) ☐ ____

Prepared by: Cyrus Lai
Signature:
Date (dd/mm/yyyy): 03 / 11 / 2014

Certified by : Colin Yung
Designation : Environmental Team Leader
Signature :
Date(dd/mm/yy): 03/11/2014

Notes:
- Abbreviation:
AL – Action Level
DO (B) – Dissolved Oxygen (Bottom)
DO (S&M) – Dissolved Oxygen (Surface & Middle)
LL – Limit Level
ME – Mid Ebb
MF – Mid Flood
NH3-N (In-situ) – Ammoniacal Nitrogen (In-situ results)
NH3-N (Lab) – Ammoniacal Nitrogen (Laboratory results)
TIN (In-situ) – Total Inorganic Nitrogen (In-situ results)
TIN (Lab) – Total Inorganic Nitrogen (Laboratory results)
TSS – Total Suspended Solids
- Wet Season: April to October; Dry Season: November to March

The copyright of this document is owned by MaterialLab Consultants Ltd. It may not be reproduced except with prior written approval from the Company.

MATERIALAB CONSULTANTS LIMITED
Fugro Development Centre,
5 Lok Yi Street,
17 M.S. Castle Peak Road,
Tai Lam, Tuen Mun, N.T., Hong Kong.
Tel : (852)-24508238
Fax : (852)-24508032
Email : mcl@fugro.com.hk

MaterialLab

Interim Notification of Environmental Quality Limits Exceedances
Impact Water Quality Monitoring

Incident Report on Action Level or Limit Level Non-compliance

Reference No.:	20141009 /IM/SR7						
Project:	CV/2013/04 - Providing Sufficient Water Depth for Kwai Tsing Container Basin and its Approach Channel						
Date:	09/10/2014						
Time: (hh:mm)	Mid-Flood: 18:45 Mid-Ebb: 11:10						
Monitoring Location:	SR7 – Green Island, Corals						
Action Level / Limit Level:	DO (S&M): 6.11/6.02 mg/L; Turbidity: 2.9/4.8 NTU; DO (B): 6.11/6.04 mg/L; _____ : _____ / _____ mg/L _____ : _____ / _____ mg/L						
Measured Level of exceeded parameters: (tick / fill in / circle as appropriate)	Mid-Flood:				Mid-Ebb:			
	DO (S&M): 5.24 AL / (LL)	DO (B): 5.25 AL / (LL)			DO (S&M): 5.27 AL / (LL)	DO (B): 5.26 AL / (LL)		
	Turbidity: _____ AL / LL	_____ : _____ AL / LL			Turbidity: 4.3 (AL) / LL	_____ : _____ AL / LL		
	_____ : _____ AL / LL	Words : _____ AL / LL			_____ : _____ AL / LL	_____ : _____ AL / LL		
Action taken / to be taken: (tick / fill in as appropriate)	Inspection: ☑ Silt curtain in proper condition ☑ Dredging rate within accepted rate ☑ Monitoring equipment is checked and confirmed without problem. ☐ Others: _____						
Possible reason for Action or Limit Level Non-compliance: (tick / fill in as appropriate)		DO(S&M)	DO(B)	Turbidity			
	☑ Change of ambient condition or influence in the vicinity, not Project related	✓	✓	✓			
		Findings / Evidences					
	☑ Station at Upstream Location at MF	✓	✓				
	☑ Upstream Control Station ( ) exceeded AL/LL	MF:5.40mg/L(C2) ME:5.04mg/L(C1)	MF:4.95mg/L(C2) ME:5.00mg/L(C1)	ME:13.9NTU(C1)			
	☐ No increasing / decreasing (for DO) trend across the Project at ME	Upstream: ____ ( )mg/L Downstream: ____ ( )mg/L	Upstream: ____ ( )mg/L Downstream: ____ ( )mg/L	Upstream: ____ ( )NTU Downstream: ____ ( )NTU			
	☐ No Dredging Works carried out.						
	☐ Others						

The copyright of this document is owned by MaterialLab Consultants Ltd. It may not be reproduced except with prior written approval from the Company.

MATERIALAB CONSULTANTS LIMITED
Fugro Development Centre,
5 Lok Yi Street,
17 M.S. Castle Peak Road,
Tai Lam, Tuen Mun, N.T., Hong Kong.
Tel : (852)-24508238
Fax : (852)-24508032
Email : mcl@fugro.com.hk

MaterialLab

Remarks: (tick / fill in as appropriate)	Repeat In-situ measurement was done. Mid-Flood: DO (S&M): 5.25 ; ____ DO (B): 5.25 ; ____ Turbidity: ____ ; ____ Mid-Ebb: DO (S&M): 5.26 ; ____ DO (B): 5.25 ; ____ Turbidity: 4.3 ; ____ ☑ Dredging works conducted at Portion A / B / ____ of the Project. According to Contractor, dredged rate was 2692 / 1077 / ____ m^3/day at Portion A / B / ____ respectively. (in-situ) ☐ ____

Prepared by: Cyrus Lai

Signature:

Date (dd/mm/yyyy): 22 / 10 / 2014

Certified by : Colin Yung

Designation : Environmental Team Leader

Signature :

Date(dd/mm/yy): 22/10/2014

Notes:
- Abbreviation:
AL – Action Level
DO (B) – Dissolved Oxygen (Bottom)
DO (S&M) – Dissolved Oxygen (Surface & Middle)
LL – Limit Level
ME – Mid Ebb
MF – Mid Flood
NH3-N (In-situ) – Ammoniacal Nitrogen (In-situ results)
NH3-N (Lab) – Ammoniacal Nitrogen (Laboratory results)
TIN (In-situ) – Total Inorganic Nitrogen (In-situ results)
TIN (Lab) – Total Inorganic Nitrogen (Laboratory results)
TSS – Total Suspended Solids
- Wet Season: April to October; Dry Season: November to March

The copyright of this document is owned by MateriaLab Consultants Ltd. It may not be reproduced except with prior written approval from the Company.

MATERIALAB CONSULTANTS LIMITED
Fugro Development Centre,
5 Lok Yi Street,
17 M.S. Castle Peak Road,
Tai Lam, Tuen Mun, N.T., Hong Kong.
Tel : (852)-24508238
Fax : (852)-24508032
Email : mcl@fugro.com.hk

MaterialLab

Interim Notification of Environmental Quality Limits Exceedances
Impact Water Quality Monitoring

Incident Report on Action Level or Limit Level Non-compliance

Reference No.:	20141009 /IM/SR8							
Project:	CV/2013/04 - Providing Sufficient Water Depth for Kwai Tsing Container Basin and its Approach Channel							
Date:	09/10/2014							
Time: (hh:mm)	Mid-Flood: 17:04		Mid-Ebb: 12:27					
Monitoring Location:	SR8 – Shek Kok Tsui, Corals							
Action Level / Limit Level:	DO (S&M): 6.11/6.02 mg/L; DO (B): 6.11/6.04 mg/L; _____: ____/____mg/L				Turbidity: 2.9/4.8 NTU; _____: ____/____mg/L _____: ____/____mg/L			
Measured Level of exceeded parameters (tick / fill in / circle as appropriate)	Mid-Flood:				Mid-Ebb:			
	DO (S&M): 5.40 AL / (LL)		DO (B): 5.37 AL / (LL)		DO (S&M): 5.80 AL / (LL)		DO (B): 5.43 AL / (LL)	
	Turbidity: ____AL / LL		____: ____AL / LL		Turbidity: ____AL / LL		____: ____AL / LL	
	____: ____AL / LL		____: ____AL / LL		____: ____AL / LL		____: ____AL / LL	
Action taken / to be taken: (tick / fill in as appropriate)	Inspection: ☑ Silt curtain in proper condition ☑ Dredging rate within accepted rate ☑ Monitoring equipment is checked and confirmed without problem. ☐ Others: _____							
Possible reason for Action or Limit Level Non-compliance: (tick / fill in as appropriate)		DO(S&M)	DO(B)	Turbidity				
	☑ Change of ambient condition or influence in the vicinity, not Project related	✓	✓					
		Findings / Evidences						
	☑ Station at Upstream Location at MF	✓	✓					
	☑ Upstream Control Station ( ) exceeded AL/LL	MF:5.40mg/L(C2) ME:5.04mg/L(C1)	MF:4.95mg/L(C2) ME:5.00mg/L(C1)					
	☐ No increasing / decreasing (for DO) trend across the Project at ME	Upstream: ____( )mg/L Downstream: ____( )mg/L	Upstream: ____( )mg/L Downstream: ____( )mg/L	Upstream: ____( )NTU Downstream: ____( )NTU				
	☐ No Dredging Works carried out.							
	☐ Others							

The copyright of this document is owned by MaterialLab Consultants Ltd. It may not be reproduced except with prior written approval from the Company.

MATERIALAB CONSULTANTS LIMITED
Fugro Development Centre,
5 Lok Yi Street,
17 M.S. Castle Peak Road,
Tai Lam, Tuen Mun, N.T., Hong Kong.
Tel : (852)-24508238
Fax : (852)-24508032
Email : mcl@fugro.com.hk

Remarks: (tick / fill in as appropriate)	Repeat In-situ measurement was done. Mid-Flood: DO (S&M): 5.40 : ____ DO (B): 5.37 : ____ Turbidity: ____ : ____ Mid-Ebb: DO (S&M): 5.80 : ____ DO (B): 5.43 : ____ Turbidity: ____ : ____ ☑ Dredging works conducted at Portion A / B / ____ of the Project. According to Contractor, dredged rate was 2154 / 1077 / ____ m^3/day at Portion A / B / ____ respectively. (in-situ) ☐

Prepared by: Cyrus Lai

Signature:

Date (dd/mm/yyyy): 22/10/2014

Certified by : Colin Yung

Designation : Environmental Team Leader

Signature :

Date(dd/mm/yy): 22/10/2014

Notes:
- Abbreviation:
AL – Action Level
DO (B) – Dissolved Oxygen (Bottom)
DO (S&M) – Dissolved Oxygen (Surface & Middle)
LL – Limit Level
ME – Mid Ebb
MF – Mid Flood
NH3-N (In-situ) – Ammoniacal Nitrogen (In-situ results)
NH3-N (Lab) – Ammoniacal Nitrogen (Laboratory results)
TIN (In-situ) – Total Inorganic Nitrogen (In-situ results)
TIN (Lab) – Total Inorganic Nitrogen (Laboratory results)
TSS – Total Suspended Solids
- Wet Season: April to October; Dry Season: November to March

The copyright of this document is owned by MateriaLab Consultants Ltd. It may not be reproduced except with prior written approval from the Company.

MATERIALAB CONSULTANTS LIMITED
Fugro Development Centre,
5 Lok Yi Street,
17 M.S. Castle Peak Road,
Tai Lam, Tuen Mun, N.T., Hong Kong.
Tel : (852)-24508238
Fax : (852)-24508032
Email : mcl@fugro.com.hk

MaterialLab

Interim Notification of Environmental Quality Limits Exceedances
Impact Water Quality Monitoring

Incident Report on Action Level or Limit Level Non-compliance

Reference No.:	20141009 /IM/SR9
Project:	CV/2013/04 - Providing Sufficient Water Depth for Kwai Tsing Container Basin and its Approach Channel
Date:	09/10/2014
Time: (hh:mm)	Mid-Flood: 17:52 Mid-Ebb: 11:48
Monitoring Location:	SR9 – Cheung Sha Wan FCZ
Action Level / Limit Level:	DO (S&M): 6.11/6.02 mg/L; TIN 0.37/0.49(wet season) or 0.22/0.29(dry season)mg/L DO (B): 6.11/6.04 mg/L; Turbidity: 2.9/4.8 NTU; ____ : ____ / ____ mg/L ____ : ____ / ____ mg/L

Measured Level of exceeded parameters: (tick / fill in / circle as appropriate)	Mid-Flood:		Mid-Ebb:	
	DO (S&M): ____ AL / LL	DO (B): 5.89 AL / (LL)	DO (S&M): ____ AL / LL	DO (B): 5.40 AL / (LL)
	Turbidity: ____ AL / LL	TIN(In-situ): ____ AL / LL	Turbidity: 4.0 AL / (LL)	TIN(In-situ): ____ AL / LL
	TIN(Lab): ____ AL / LL	____ : ____ AL / LL	TIN(Lab): ____ AL / LL	____ : ____ AL / LL

Action taken / to be taken: (tick / fill in as appropriate)

Inspection:
- ☑ Silt curtain in proper condition
- ☑ Dredging rate within accepted rate
- ☑ Monitoring equipment is checked and confirmed without problem.
- ☐ Others: _____

Possible reason for Action or Limit Level Non-compliance: (tick / fill in as appropriate)

	DO(S&M)	DO(B)	Turbidity	TIN	
☑ Change of ambient condition or influence in the vicinity, not Project related		✓	✓		
Findings / Evidences					
☑ Station at Upstream Location at MF		✓			
☑ Upstream Control Station ( ) exceeded AL/LL		MF:4.95mg/L(C2) ME:5.00mg/L(C1)	ME:13.9NTU(C1)		
☐ No increasing / decreasing (for DO) trend across the Project at ME	Upstream: ____ ( )mg/L Downstream: ____ ( )mg/L	Upstream: ____ ( )mg/L Downstream: ____ ( )mg/L	Upstream: ____ ( )NTU Downstream: ____ ( )NTU	Upstream: ____ ( )mg/L Downstream: ____ ( )mg/L	
☐ No Dredging Works carried out.					
☐ Others					

The copyright of this document is owned by MaterialLab Consultants Ltd. It may not be reproduced except with prior written approval from the Company.

MATERIALAB CONSULTANTS LIMITED
Fugro Development Centre,
5 Lok Yi Street,
17 M.S. Castle Peak Road,
Tai Lam, Tuen Mun, N.T., Hong Kong.
Tel : (852)-24508238
Fax : (852)-24508032
Email : mcl@fugro.com.hk

MaterialLab

Remarks: (tick / fill in as appropriate)	Repeat In-situ measurement was done. Mid-Flood: DO (S&M): _____ DO (B): 5.90 Turbidity: _____ TIN: _____ _____: _____ _____: _____ Mid-Ebb: DO (S&M): _____ DO (B): 5.40 Turbidity: 4.1 TIN: _____ _____: _____ _____: _____ ☑ Dredging works conducted at Portion A / B /____ of the Project. According to Contractor, dredged rate was 2154 / 1077 /_____ m^3/day at Portion A / B /____ respectively. (in-situ) ☐ _____

Prepared by: Cyrus LAU

Signature:

Date (dd/mm/yyyy): 22 / 10 / 2014

Certified by : Colin Yung

Designation : Environmental Team Leader

Signature :

Date(dd/mm/yy): 22 / 10 / 2014

Notes:
- Abbreviation:
AL – Action Level
DO (B) – Dissolved Oxygen (Bottom)
DO (S&M) – Dissolved Oxygen (Surface & Middle)
LL – Limit Level
ME – Mid Ebb
MF – Mid Flood
NH3-N (In-situ) – Ammoniacal Nitrogen (In-situ results)
NH3-N (Lab) – Ammoniacal Nitrogen (Laboratory results)
TIN (In-situ) – Total Inorganic Nitrogen (In-situ results)
TIN (Lab) – Total Inorganic Nitrogen (Laboratory results)
TSS – Total Suspended Solids
- Wet Season: April to October; Dry Season: November to March

The copyright of this document is owned by MaterialLab Consultants Ltd. It may not be reproduced except with prior written approval from the Company.

MATERIALAB CONSULTANTS LIMITED
Fugro Development Centre,
5 Lok Yi Street,
17 M.S. Castle Peak Road,
Tai Lam, Tuen Mun, N.T., Hong Kong.
Tel : (852)-24508238
Fax : (852)-24508032
Email : mcl@fugro.com.hk

Interim Notification of Environmental Quality Limits Exceedances
Impact Water Quality Monitoring

Incident Report on Action Level or Limit Level Non-compliance

Reference No.:	20141009 /IM/SR10
Project:	CV/2013/04 - Providing Sufficient Water Depth for Kwai Tsing Container Basin and its Approach Channel
Date:	09/10/2014
Time: (hh:mm)	Mid-Flood: 16:31 Mid-Ebb: 13:06
Monitoring Location:	SR10 – Lo Tik Wan FCZ
Action Level / Limit Level:	DO (S&M): 6.11/6.02 mg/L; TIN: 0.37/0.49(wet season) or 0.22/0.29(dry season)mg/L DO (B): 6.11/6.04 mg/L; Turbidity: 2.9/4.8 NTU; _____ : _____ / _____ mg/L Words : _____ / _____ mg/L

Measured Level of exceeded parameters: (tick / fill in / circle as appropriate)	Mid-Flood:				Mid-Ebb:			
	DO (S&M):	5.65 AL / (LL)	DO (B):	5.16 AL / (LL)	DO (S&M):	5.62 AL / (LL)	DO (B):	5.55 AL / (LL)
	Turbidity:	_____ AL / LL	TIN(In-situ):	_____ AL / LL	Turbidity:	3.3 (AL) / LL	TIN(In-situ):	_____ AL / LL
	TIN(Lab):	_____ AL / LL	_____ :	_____ AL / LL	TIN(Lab):	_____ AL / LL	_____ :	_____ AL / LL

Action taken / to be taken: (tick / fill in as appropriate)

Inspection:
- ☑ Silt curtain in proper condition
- ☑ Dredging rate within accepted rate
- ☑ Monitoring equipment is checked and confirmed without problem.
- ☐ Others: _____

Possible reason for Action or Limit Level Non-compliance: (tick / fill in as appropriate)

	DO(S&M)	DO(B)	Turbidity	TIN	
☑ Change of ambient condition or influence in the vicinity, not Project related	✓	✓	✓		
Findings / Evidences					
☑ Station at Upstream Location at MF	✓	✓			
☑ Upstream Control Station ( ) exceeded AL/LL	MF:5.40mg/L(C2) ME:5.04mg/L(C1)	MF:4.95mg/L(C2) ME:5.00mg/L(C1)	ME:13.9NTU(C1)		
☐ No increasing / decreasing (for DO) trend across the Project at ME	Upstream: ____ ( )mg/L Downstream: ____ ( )mg/L	Upstream: ____ ( )mg/L Downstream: ____ ( )mg/L	Upstream: ____ ( )NTU Downstream: ____ ( )NTU	Upstream: ____ ( )mg/L Downstream: ____ ( )mg/L	
☐ No Dredging Works carried out.					
☐ Others					

The copyright of this document is owned by MateriaLab Consultants Ltd. It may not be reproduced except with prior written approval from the Company.

MATERIALAB CONSULTANTS LIMITED
Fugro Development Centre,
5 Lok Yi Street,
17 M.S. Castle Peak Road,
Tai Lam, Tuen Mun, N.T., Hong Kong.
Tel : (852)-24508238
Fax : (852)-24508032
Email : mcl@fugro.com.hk

MaterialLab

Remarks: (tick / fill in as appropriate)	Repeat In-situ measurement was done. Mid-Flood: DO (S&M): 5.65 DO (B): 5.16 Turbidity: ____ TIN: ____ ____; ____ ____; ____ Mid-Ebb: DO (S&M): 5.62 DO (B): 5.55 Turbidity: 3.3 TIN: ____ ____; ____ ____; ____ ☑ Dredging works conducted at Portion A / B / ____ of the Project. According to Contractor, dredged rate was 2154 / 1077 / ____ m^3/day at Portion A / B / ____ respectively. (in-situ) ☐ ____

Prepared by: Cyrus Lai

Signature:

Date (dd/mm/yyyy): 22 / 10 / 2014

Certified by : Colin Yung

Designation : Environmental Team Leader

Signature :

Date(dd/mm/yy): 22 / 10 / 2014

Notes:
- Abbreviation:
AL – Action Level
DO (B) – Dissolved Oxygen (Bottom)
DO (S&M) – Dissolved Oxygen (Surface & Middle)
LL – Limit Level
ME – Mid Ebb
MF – Mid Flood
NH3-N (In-situ) – Ammoniacal Nitrogen (In-situ results)
NH3-N (Lab) – Ammoniacal Nitrogen (Laboratory results)
TIN (In-situ) – Total Inorganic Nitrogen (In-situ results)
TIN (Lab) – Total Inorganic Nitrogen (Laboratory results)
TSS – Total Suspended Solids
- Wet Season: April to October; Dry Season: November to March

The copyright of this document is owned by MaterialLab Consultants Ltd. It may not be reproduced except with prior written approval from the Company.

MATERIALAB CONSULTANTS LIMITED
Fugro Development Centre,
5 Lok Yi Street,
17 M.S. Castle Peak Road,
Tai Lam, Tuen Mun, N.T., Hong Kong.
Tel : (852)-24508238
Fax : (852)-24508032
Email : mcl@fugro.com.hk

MaterialLab

Interim Notification of Environmental Quality Limits Exceedances
Impact Water Quality Monitoring

Incident Report on Action Level or Limit Level Non-compliance

Reference No.:	2014 1009 /IM/SR12
Project:	CV/2013/04 - Providing Sufficient Water Depth for Kwai Tsing Container Basin and its Approach Channel
Date:	09 / 10 /2014
Time: (hh:mm)	Mid-Flood: 16:31 Mid-Ebb: 13:06
Monitoring Location:	SR12 – Tsing Yi, WSD Flushing Water Intake
Action Level / Limit Level:	DO (S&M): 2/2 mg/L; NH3-N: <1/<1 mg/L ; DO (B): 2/2 mg/L; Turbidity: <10/<10 NTU; Total Suspended Solids : <10/<10 mg/L ____ : ____ / ____ mg/L

Measured Level of Exceeded Parameters: (tick / fill in / circle as appropriate)	Mid-Food:				Mid-Ebb:			
	DO (S&M): ____ AL / LL	DO (B): ____ AL / LL			DO (S&M): ____ AL / LL	DO (B): ____ AL / LL		
	Turbidity: ____ AL / LL	NH3-N(In-situ): ____ AL / LL			Turbidity: ____ AL / LL	NH3-N(In-situ): ____ AL / LL		
	NH3-N(Lab): ____ AL / LL	TSS : 11 AL / (LL)			NH3-N(Lab): ____ AL / LL	TSS : 11 AL / (LL)		

Action taken / to be taken: (tick / fill in as appropriate)

Inspection:
- ☑ Silt curtain in proper condition
- ☑ Dredging rate within accepted rate
- ☑ Monitoring equipment is checked and confirmed without problem.
- ☐ Others: ____

Possible reason for Action or Limit Level Non-compliance: (tick / fill in as appropriate)

	DO(S&M)	DO(B)	Turbidity	NH3-N	TSS
☑ Change of ambient condition or influence in the vicinity, not Project related					✓
Findings / Evidences					
☑ Station at Upstream Location at ME					✓
☐ Upstream Control Station ( ) exceeded AL/LL					
☑ No increasing / ~~decreasing (for DO)~~ trend across the Project at MF	Upstream: ____ ( )mg/L Downstream: ____ ( )mg/L	Upstream: ____ ( )mg/L Downstream: ____ ( )mg/L	Upstream: ____ ( )NTU Downstream: ____ ( )NTU	Upstream: ____ ( )mg/L Downstream: ____ ( )mg/L	Upstream: 8mg/L (G5) Downstream 7mg/L (G1)
☐ No Dredging Works carried out.					
☑ Others					MF: No dredging works carried out during 14:30 to 18:00 The last dredging was during 12:40 to 14:30 (as advised)

The copyright of this document is owned by MaterialLab Consultants Ltd. It may not be reproduced except with prior written approval from the Company.

MATERIALAB CONSULTANTS LIMITED
Fugro Development Centre,
5 Lok Yi Street,
17 M.S. Castle Peak Road,
Tai Lam, Tuen Mun, N.T., Hong Kong.
Tel : (852)-24508238
Fax : (852)-24508032
Email : mcl@fugro.com.hk

MaterialLab

Remarks: (tick / fill in as appropriate)	Repeat In-situ measurement was done. Mid-Flood: DO (S&M): _____ DO (B): _____ Turbidity: _____ NH3-N: _____ : _____ : _____ : _____ Mid-Ebb: DO (S&M): _____ DO (B): _____ Turbidity: _____ NH3-N: _____ : _____ : _____ : _____ ☑ Dredging works conducted at Portion A / B / ____ of the Project. According to Contractor, dredged rate was 2154 / 1077 / _____ m^3/day at Portion A / B / ____ respectively. (In-situ) ☐ _____

Prepared by: (Yung LC)

Signature:

Date (dd/mm/yyyy): 03 / 11 / 2014

Certified by: Colin Yung
Designation: Environmental Team Leader

Signature: _____

Notes;
- Abbreviation:
AL - Action Level
DO (B) - Dissolved Oxygen (Bottom)
DO (S&M) - Dissolved Oxygen (Surface & Middle)
LL - Limit Level
ME - Mid Ebb
MF - Mid Flood
NH3-N (In-situ) - Ammoniacal Nitrogen (In-situ results)
NH3-N (Lab) - Ammoniacal Nitrogen (Laboratory results)
TIN (In-situ) - Total Inorganic Nitrogen (In-situ results)
TIN (Lab) - Total Inorganic Nirogen (Laboratory results)
TSS - Total Suspended Solids
- Wet Season: April to October; Dry Season: November to March

The copyright of this document is owned by MaterialLab Consultants Ltd. It may not be reproduced except with prior written approval from the Company.

MATERIALAB CONSULTANTS LIMITED
Fugro Development Centre,
5 Lok Yi Street,
17 M.S. Castle Peak Road,
Tai Lam, Tuen Mun, N.T., Hong Kong.
Tel : (852)-24508238
Fax : (852)-24508032
Email : mcl@fugro.com.hk

MaterialLab

Interim Notification of Environmental Quality Limits Exceedances
Impact Water Quality Monitoring

Incident Report on Action Level or Limit Level Non-compliance

Reference No.:	20141009 /IM/SR13
Project:	CV/2013/04 - Providing Sufficient Water Depth for Kwai Tsing Container Basin and its Approach Channel
Date:	09/10/2014
Time: (hh:mm)	Mid-Flood: 17:35 Mid-Ebb: 12:20
Monitoring Location:	SR13 – EMSD Cooling Water Intake for Kwai Chung Hospital
Action Level / Limit Level:	DO (S&M): 5.31/5.22 mg/L; Turbidity: 13.1/15.7 NTU; DO (B): 5.29/5.12 mg/L; _____: _____/_____mg/L _____: _____/_____mg/L _____: _____/_____mg/L

Measured Level of exceeded parameters (tick / fill in / circle as appropriate)	Mid-Flood:		Mid-Ebb:	
	DO (S&M): 4.67 AL (LL)	DO (B): 4.57 AL / (LL)	DO (S&M): 4.51 AL / (LL)	DO (B): 4.33 AL (LL)
	Turbidity: _____AL / LL	_____: _____AL / LL	Turbidity: _____AL / LL	_____: _____AL / LL
	_____: _____AL / LL	_____: _____AL / LL	_____: _____AL / LL	_____: _____AL / LL

Action taken / to be taken: (tick / fill in as appropriate)

Inspection:
- ☑ Silt curtain in proper condition
- ☑ Dredging rate within accepted rate
- ☑ Monitoring equipment is checked and confirmed without problem.
- ☐ Others: _____

Possible reason for Action or Limit Level Non-compliance: (tick / fill in as appropriate)

	DO(S&M)	DO(B)	Turbidity		
☑ Change of ambient condition or influence in the vicinity, not Project related	✓	✓			
	Findings / Evidences				
☑ Station at Upstream Location at ME	✓	✓			
☑ Upstream Control Station ( ) exceeded AL/LL	ME:5.04mg/L(C1)	MF:4.95mg/L(C2) ME:5.00mg/L(C1)			
☐ No increasing / decreasing (for DO) trend across the Project at MF	Upstream: _____( )mg/L Downstream: _____( )mg/L	Upstream: _____( )mg/L Downstream: _____( )mg/L	Upstream: _____( )NTU Downstream: _____( )NTU		
☐ No Dredging Works carried out.					
☑ Others	No dredging carried out during 14:30 to 18:00 and the period of mid-flood exceedance, last dredging carried out from 12:40 To 14:30 when TY was at ebb tide.				

The copyright of this document is owned by MaterialLab Consultants Ltd. It may not be reproduced except with prior written approval from the Company.

MATERIALAB CONSULTANTS LIMITED
Fugro Development Centre,
5 Lok Yi Street,
17 M.S. Castle Peak Road,
Tai Lam, Tuen Mun, N.T., Hong Kong.
Tel : (852)-24508238
Fax : (852)-24508032
Email : mcl@fugro.com.hk

MaterialLab

Remarks: (tick / fill in as appropriate)	Repeat In-situ measurement was done. Mid-Flood: DO (S&M): 4.66 DO (B): 4.57 Turbidity: _____ _____ : _____ _____ : _____ _____ : _____ Mid-Ebb: DO (S&M): 4.51 DO (B): 4.35 Turbidity: _____ _____ : _____ _____ : _____ _____ : _____ ☑ Dredging works conducted at Portion A / B / ____ of the Project. According to Contractor, dredged rate was 2154 / 1077 / _____ m^3/day at Portion A / B / ____ respectively. (in-situ) ☐ _____

Prepared by: Cyrus Lai

Signature:

Date (dd/mm/yyyy): 22/10/2014

Certified by : Colin Yung

Designation : Environmental Team Leader

Signature :

Date(dd/mm/yy): 22/10/2014

Notes:
- Abbreviation:
AL – Action Level
DO (B) – Dissolved Oxygen (Bottom)
DO (S&M) – Dissolved Oxygen (Surface & Middle)
LL – Limit Level
ME – Mid Ebb
MF – Mid Flood
NH3-N (In-situ) – Ammoniacal Nitrogen (In-situ results)
NH3-N (Lab) – Ammoniacal Nitrogen (Laboratory results)
TIN (In-situ) – Total Inorganic Nitrogen (In-situ results)
TIN (Lab) – Total Inorganic Nitrogen (Laboratory results)
TSS – Total Suspended Solids
- Wet Season: April to October; Dry Season: November to March

The copyright of this document is owned by MaterialLab Consultants Ltd. It may not be reproduced except with prior written approval from the Company.

MATERIALAB CONSULTANTS LIMITED
Fugro Development Centre,
5 Lok Yi Street,
17 M.S. Castle Peak Road,
Tai Lam, Tuen Mun, N.T., Hong Kong.
Tel : (852)-24508238
Fax : (852)-24508032
Email : mcl@fugro.com.hk

MaterialLab

Interim Notification of Environmental Quality Limits Exceedances
Impact Water Quality Monitoring

Incident Report on Action Level or Limit Level Non-compliance

Reference No.:	2014 1011 /IM/SR1
Project:	CV/2013/04 - Providing Sufficient Water Depth for Kwai Tsing Container Basin and its Approach Channel
Date:	11 /10 /2014
Time: (hh:mm)	Mid-Flood: 9:00 Mid-Ebb: 12:30
Monitoring Location:	SR1 – Near Hong Kong Garden, WSD Flushing Water Intake
Action Level / Limit Level:	DO (S&M): 2/2 mg/L; NH3-N: <1/<1 mg/L ; DO (B): 2/2 mg/L; Turbidity: <10/<10 NTU; Total Suspended Solids : <10/<10 mg/L _____ : _____/_____mg/L

Measured Level of exceeded parameters: (tick / fill in / circle as appropriate)	Mid-Food:				Mid-Ebb:			
	DO (S&M):	_____AL / LL	DO (B):	_____AL / LL	DO (S&M):	_____AL / LL	DO (B):	_____AL / LL
	Turbidity:	_____AL / LL	NH3-N(In-situ):	_____AL / LL	Turbidity:	_____AL / LL	NH3-N(In-situ):	_____AL / LL
	NH3-N(Lab):	_____AL / LL	TSS :	21 AL / (LL)	NH3-N(Lab):	_____AL / LL	TSS :	20 AL / (LL)

Action taken / to be taken: (tick / fill in as appropriate)

Inspection:
- ☑ Silt curtain in proper condition
- ☑ Dredging rate within accepted rate
- ☑ Monitoring equipment is checked and confirmed without problem.
- ☐ Others: _____

Possible reason for Action or Limit Level Non-compliance: (tick / fill in as appropriate)

	DO(S&M)	DO(B)	Turbidity	NH3-N	TSS
☑ Change of ambient condition or influence in the vicinity, not Project related					✓
Findings / Evidences					
☑ Station at Upstream Location at ME					✓
☐ Upstream Control Station ( ) exceeded AL/LL					
☑ No increasing / ~~decreasing (for DO)~~ trend across the Project at MF	Upstream: _____( )mg/L Downstream: _____( )mg/L	Upstream: _____( )mg/L Downstream: _____( )mg/L	Upstream: _____( )NTU Downstream: _____( )NTU	Upstream: _____( )mg/L Downstream: _____( )mg/L	Upstream: 15 mg/L (G6) Downstream: 5 mg/L (G2)
☐ No Dredging Works carried out.					
☐ Others					

The copyright of this document is owned by MaterialLab Consultants Ltd. It may not be reproduced except with prior written approval from the Company.

MATERIALAB CONSULTANTS LIMITED
Fugro Development Centre,
5 Lok Yi Street,
17 M.S. Castle Peak Road,
Tai Lam, Tuen Mun, N.T., Hong Kong.
Tel : (852)-24508238
Fax : (852)-24508032
Email : mcl@fugro.com.hk

MaterialLab

Remarks: (tick / fill in as appropriate)	Repeat In-situ measurement was done. Mid-Flood: DO (S&M): _____ DO (B): _____ Turbidity: _____ NH3-N: _____ : _____ : _____ Mid-Ebb: DO (S&M): _____ DO (B): _____ Turbidity: _____ NH3-N: _____ : _____ : _____ ☑ Dredging works conducted at Portion A / B / ____ of the Project. According to Contractor, dredged rate was 538 / 1870 / ____ m^3/day at Portion A / B / ____ respectively. (7m-8m) ☐ _____

Prepared by: Cyrus Lai
Signature:
Date (dd/mm/yyyy): 03 / 11 / 2014

Certified by: Colin Yung
Designation: Environmental Team Leader
Signature:

Notes;
- Abbreviation:
AL - Action Level
DO (B) - Dissolved Oxygen (Bottom)
DO (S&M) - Dissolved Oxygen (Surface & Middle)
LL - Limit Level
ME - Mid Ebb
MF - Mid Flood
NH3-N (In-situ) - Ammoniacal Nitrogen (In-situ results)
NH3-N (Lab) - Ammoniacal Nitrogen (Laboratory results)
TIN (In-situ) - Total Inorganic Nitrogen (In-situ results)
TIN (Lab) - Total Inorganic Nirogen (Laboratory results)
TSS - Total Suspended Solids
- Wet Season: April to October; Dry Season: November to March

The copyright of this document is owned by MaterialLab Consultants Ltd. It may not be reproduced except with prior written approval from the Company.

MATERIALAB CONSULTANTS LIMITED
Fugro Development Centre,
5 Lok Yi Street,
17 M.S. Castle Peak Road,
Tai Lam, Tuen Mun, N.T., Hong Kong.
Tel : (852)-24508238
Fax : (852)-24508032
Email : mcl@fugro.com.hk

MaterialLab

Interim Notification of Environmental Quality Limits Exceedances
Impact Water Quality Monitoring

Incident Report on Action Level or Limit Level Non-compliance

Reference No.:	20141011 /IM/SR2
Project:	CV/2013/04 - Providing Sufficient Water Depth for Kwai Tsing Container Basin and its Approach Channel
Date:	11/10/2014
Time: (hh:mm)	Mid-Flood: 08:35 Mid-Ebb: 12:55
Monitoring Location:	SR2 – Casam, Gazetted Beach
Action Level / Limit Level:	DO (S&M): 5.45/5.39 mg/L; NH3-N: 0.21/0.24 mg/L ; DO (B): 5.43/5.27 mg/L; Turbidity: 6.7/10.1 NTU; ____: ____/____mg/L ____: ____/____mg/L

Measured Level of exceeded parameters: (tick / fill in / circle as appropriate)	Mid-Flood:		Mid-Ebb:	
	DO (S&M): 5.07 AL / (LL)	DO (B): 4.86 AL / (LL)	DO (S&M): 4.97 AL / (LL)	DO (B): 4.83 AL / (LL)
	Turbidity: ____ AL / LL	NH3-N(In-situ): ____ AL / LL	Turbidity: ____ AL / LL	NH3-N(In-situ): ____ AL / LL
	NH3-N(Lab): ____ AL / LL	____ : ____ AL / LL	NH3-N(Lab): ____ AL / LL	____ : ____ AL / LL

Action taken / to be taken: (tick / fill in as appropriate)

Inspection:
- ☑ Silt curtain in proper condition
- ☑ Dredging rate within accepted rate
- ☑ Monitoring equipment is checked and confirmed without problem.
- ☐ Others: ____

Possible reason for Action or Limit Level Non-compliance: (tick / fill in as appropriate)

	DO(S&M)	DO(B)	Turbidity	NH3-N	
☑ Change of ambient condition or influence in the vicinity, not Project related	✓	✓			
	Findings / Evidences				
☑ Station at Upstream Location at ME	✓	✓			
☑ Upstream Control Station ( ) exceeded AL/LL	MF:5.35mg/L(C2) ME:4.93mg/L(C1)	MF:5.02mg/L(C2) ME:4.81mg/L(C1)			
☐ No increasing / decreasing (for DO) trend across the Project at MF	Upstream: ____( )mg/L Downstream: ____( )mg/L	Upstream: ____( )mg/L Downstream: ____( )mg/L	Upstream: ____( )NTU Downstream: ____( )NTU	Upstream: ____( )mg/L Downstream: ____( )mg/L	
☐ No Dredging Works carried out.					
☐ Others					

The copyright of this document is owned by MaterialLab Consultants Ltd. It may not be reproduced except with prior written approval from the Company.

MATERIALAB CONSULTANTS LIMITED
Fugro Development Centre,
5 Lok Yi Street,
17 M.S. Castle Peak Road,
Tai Lam, Tuen Mun, N.T., Hong Kong.
Tel : (852)-24508238
Fax : (852)-24508032
Email : mcl@fugro.com.hk

MaterialLab

Remarks: (tick / fill in as appropriate)	Repeat In-situ measurement was done. Mid-Flood: DO (S&M): 5.06 DO (B): 4.86 Turbidity: ____ NH3-N: ____ ____ : ____ ____ : ____ Mid-Ebb: DO (S&M): 4.96 DO (B): 4.84 Turbidity: ____ NH3-N: ____ ____ : ____ ____ : ____ ☑ Dredging works conducted at Portion A / B / ____ of the Project. According to Contractor, dredged rate (in-situ) was 538 / 1077 / ____ m^3/day at Portion A / B / ____ respectively. ☐ ____

Prepared by: Agnes Lai

Signature:

Date (dd/mm/yyyy): 22/10/2014

Certified by : Colin Yung

Designation : Environmental Team Leader

Signature : Colin

Date(dd/mm/yy): 22/10/2014

Notes:
- Abbreviation:
AL – Action Level
DO (B) – Dissolved Oxygen (Bottom)
DO (S&M) – Dissolved Oxygen (Surface & Middle)
LL – Limit Level
ME – Mid Ebb
MF – Mid Flood
NH3-N (In-situ) – Ammoniacal Nitrogen (In-situ results)
NH3-N (Lab) – Ammoniacal Nitrogen (Laboratory results)
TIN (In-situ) – Total Inorganic Nitrogen (In-situ results)
TIN (Lab) – Total Inorganic Nitrogen (Laboratory results)
TSS – Total Suspended Solids
- Wet Season: April to October; Dry Season: November to March

The copyright of this document is owned by MaterialLab Consultants Ltd. It may not be reproduced except with prior written approval from the Company.

MATERIALAB CONSULTANTS LIMITED
Fugro Development Centre,
5 Lok Yi Street,
17 M.S. Castle Peak Road,
Tai Lam, Tuen Mun, N.T., Hong Kong.
Tel : (852)-24508238
Fax : (852)-24508032
Email : mcl@fugro.com.hk

MaterialLab

Interim Notification of Environmental Quality Limits Exceedances
Impact Water Quality Monitoring

Incident Report on Action Level or Limit Level Non-compliance

Reference No.:	20141011 /IM/SR3
Project:	CV/2013/04 - Providing Sufficient Water Depth for Kwai Tsing Container Basin and its Approach Channel
Date:	11/10/2014
Time: (hh:mm)	Mid-Flood: 08:25 Mid-Ebb: 13:05
Monitoring Location:	SR3 –Approach, Gazetted Beach
Action Level / Limit Level:	DO (S&M): 5.45/5.39 mg/L; NH3-N: 0.21/0.24 mg/L ; DO (B): 5.43/5.27 mg/L; Turbidity: 6.7/10.1 NTU; _____ : ____ / ____ mg/L _____ : ____ / ____ mg/L

Measured Level of exceeded parameters (tick / fill in / circle as appropriate)	Mid-Flood:		Mid-Ebb:	
	DO (S&M): 5.17 AL / (LL)	DO (B): 4.95 AL / (LL)	DO (S&M): 5.07 AL / (LL)	DO (B): 4.82 AL / (LL)
	Turbidity: ____ AL / LL	NH3-N(In-situ): ____ AL / LL	Turbidity: ____ AL / LL	NH3-N(In-situ): ____ AL / LL
	NH3-N(Lab): ____ AL / LL	____ : ____ AL / LL	NH3-N(Lab): ____ AL / LL	____ : ____ AL / LL

Action taken / to be taken: (tick / fill in as appropriate)

Inspection:
- ☑ Silt curtain in proper condition
- ☑ Dredging rate within accepted rate
- ☑ Monitoring equipment is checked and confirmed without problem.
- ☐ Others: _____

Possible reason for Action or Limit Level Non-compliance: (tick / fill in as appropriate)

	DO(S&M)	DO(B)	Turbidity	NH3-N	
☑ Change of ambient condition or influence in the vicinity, not Project related	✓	✓			
Findings / Evidences					
☑ Station at Upstream Location at ME	✓	✓			
☑ Upstream Control Station ( ) exceeded AL/LL	MF:5.35mg/L(C2) ME:4.93mg/L(C1)	MF:5.02mg/L(C2) ME:4.81mg/L(C1)			
☐ No increasing / decreasing (for DO) trend across the Project at MF	Upstream: ____ ( )mg/L Downstream: ( )mg/L	Upstream: ____ ( )mg/L Downstream: ( )mg/L	Upstream: ____ ( )NTU Downstream: ( )NTU	Upstream: ____ ( )mg/L Downstream: ( )mg/L	
☐ No Dredging Works carried out.					
☐ Others					

The copyright of this document is owned by MaterialLab Consultants Ltd. It may not be reproduced except with prior written approval from the Company.

MATERIALAB CONSULTANTS LIMITED
Fugro Development Centre,
5 Lok Yi Street,
17 M.S. Castle Peak Road,
Tai Lam, Tuen Mun, N.T., Hong Kong.
Tel : (852)-24508238
Fax : (852)-24508032
Email : mcl@fugro.com.hk

MaterialLab

Remarks: (tick / fill in as appropriate)	Repeat In-situ measurement was done. Mid-Flood: DO (S&M): 5.18 DO (B): 4.95 Turbidity: _____ NH3-N: _____ : _____ : _____ Mid-Ebb: DO (S&M): 5.07 DO (B): 4.81 Turbidity: _____ NH3-N: _____ : _____ : _____ ☑ Dredging works conducted at Portion A / B / ____ of the Project. According to Contractor, dredged rate was 538 / 1077 / _____ m^3/day at Portion A / B / ____ respectively. (in-situ) ☐ _____

Prepared by: Cyrus Lau

Signature:

Date (dd/mm/yyyy): 22/10/2014

Certified by : Colin Yung

Designation : Environmental Team Leader

Signature :

Date(dd/mm/yy): 22/10/2014

Notes:
- Abbreviation:
AL – Action Level
DO (B) – Dissolved Oxygen (Bottom)
DO (S&M) – Dissolved Oxygen (Surface & Middle)
LL – Limit Level
ME – Mid Ebb
MF – Mid Flood
NH3-N (In-situ) – Ammoniacal Nitrogen (In-situ results)
NH3-N (Lab) – Ammoniacal Nitrogen (Laboratory results)
TIN (In-situ) – Total Inorganic Nitrogen (In-situ results)
TIN (Lab) – Total Inorganic Nitrogen (Laboratory results)
TSS – Total Suspended Solids
- Wet Season: April to October; Dry Season: November to March

The copyright of this document is owned by MaterialLab Consultants Ltd. It may not be reproduced except with prior written approval from the Company.

MATERIALAB CONSULTANTS LIMITED
Fugro Development Centre,
5 Lok Yi Street,
17 M.S. Castle Peak Road,
Tai Lam, Tuen Mun, N.T., Hong Kong.
Tel : (852)-24508238
Fax : (852)-24508032
Email : mcl@fugro.com.hk

MaterialLab

Interim Notification of Environmental Quality Limits Exceedances
Impact Water Quality Monitoring

Incident Report on Action Level or Limit Level Non-compliance

Reference No.:	20141011 /IM/SR4
Project:	CV/2013/04 - Providing Sufficient Water Depth for Kwai Tsing Container Basin and its Approach Channel
Date:	11 / 10 /2014
Time: (hh:mm)	Mid-Flood: 08:15 Mid-Ebb: 13:15
Monitoring Location:	SR4 – Tsuen Wan, WSD Flushing Water Intake
Action Level / Limit Level:	DO (S&M): 2/2 mg/L; NH3-N: <1/<1 mg/L ; DO (B): 2/2 mg/L; Turbidity: <10/<10 NTU; Total Suspended Solids : <10/<10 mg/L _____ : _____/_____mg/L

Measured Level of exceeded parameters: (tick / fill in / circle as appropriate)	Mid-Food:				Mid-Ebb:			
	DO (S&M): _____AL / LL	DO (B): _____AL / LL			DO (S&M): _____AL / LL	DO (B): _____AL / LL		
	Turbidity: _____AL / LL	NH3-N(In-situ): _____AL / LL			Turbidity: _____AL / LL	NH3-N(In-situ): _____AL / LL		
	NH3-N(Lab): _____AL / LL	TSS : 18 AL / (LL)			NH3-N(Lab): _____AL / LL	_____ : _____AL / LL		

Action taken / to be taken: (tick / fill in as appropriate)

Inspection:
- ☑ Silt curtain in proper condition
- ☑ Dredging rate within accepted rate
- ☑ Monitoring equipment is checked and confirmed without problem.
- ☐ Others: _____

Possible reason for Action or Limit Level Non-compliance: (tick / fill in as appropriate)

	DO(S&M)	DO(B)	Turbidity	NH3-N	TSS
☑ Change of ambient condition or influence in the vicinity, not Project related					✓
Findings / Evidences					
☐ Station at Upstream Location at ME					
☐ Upstream Control Station ( ) exceeded AL/LL					
☑ No increasing / decreasing (for DO) trend across the Project at MF	Upstream: _____( )mg/L Downstream: _____( )mg/L	Upstream: _____( )mg/L Downstream: _____( )mg/L	Upstream: _____( )NTU Downstream: _____( )NTU	Upstream: _____( )mg/L Downstream: _____( )mg/L	Upstream: 12 mg/L (G6) Downstream: 5 mg/L (G2)
☐ No Dredging Works carried out.					
☐ Others					

The copyright of this document is owned by MaterialLab Consultants Ltd. It may not be reproduced except with prior written approval from the Company.

MATERIALAB CONSULTANTS LIMITED
Fugro Development Centre,
5 Lok Yi Street,
17 M.S. Castle Peak Road,
Tai Lam, Tuen Mun, N.T., Hong Kong.
Tel : (852)-24508238
Fax : (852)-24508032
Email : mcl@fugro.com.hk

Remarks: (tick / fill in as appropriate)	Repeat In-situ measurement was done. Mid-Flood: DO (S&M): _____ DO (B): _____ Turbidity: _____ NH3-N: _____; _____ _____; _____ Mid-Ebb: DO (S&M): _____ DO (B): _____ Turbidity: _____ NH3-N: _____; _____ _____; _____ ☑ Dredging works conducted at Portion A / B / _____ of the Project. According to Contractor, dredged rate was 538 / 1677 / _____ m^3/day at Portion A / B / _____ respectively. (7m-5m) ☐ _____

Prepared by: Cyrus Lai
Signature:
Date (dd/mm/yyyy): 03 / 11 / 2014

Certified by: Colin Yung
Designation: Environmental Team Leader
Signature: Cl

Notes;
- Abbreviation:
AL - Action Level
DO (B) - Dissolved Oxygen (Bottom)
DO (S&M) - Dissolved Oxygen (Surface & Middle)
LL - Limit Level
ME - Mid Ebb
MF - Mid Flood
NH3-N (In-situ) - Ammoniacal Nitrogen (In-situ results)
NH3-N (Lab) - Ammoniacal Nitrogen (Laboratory results)
TIN (In-situ) - Total Inorganic Nitrogen (In-situ results)
TIN (Lab) - Total Inorganic Nirogen (Laboratory results)
TSS - Total Suspended Solids
- Wet Season: April to October; Dry Season: November to March

The copyright of this document is owned by MaterialLab Consultants Ltd. It may not be reproduced except with prior written approval from the Company.

MATERIALAB CONSULTANTS LIMITED
Fugro Development Centre,
5 Lok Yi Street,
17 M.S. Castle Peak Road,
Tai Lam, Tuen Mun, N.T., Hong Kong.
Tel : (852)-24508238
Fax : (852)-24508032
Email : mcl@fugro.com.hk

Interim Notification of Environmental Quality Limits Exceedances
Impact Water Quality Monitoring

Incident Report on Action Level or Limit Level Non-compliance

Reference No.:	20141011 /IM/SR5 c
Project:	CV/2013/04 - Providing Sufficient Water Depth for Kwal Tsing Container Basin and its Approach Channel
Date:	11/10/2014
Time: (hh:mm)	Mid-Flood: 08:50 Mid-Ebb: 12:40
Monitoring Location:	SR5 – Ma Wan FCZ
Action Level / Limit Level:	DO (S&M): 5.45/5.39 mg/L; Turbidity: 6.7/10.1 NTU; DO (B): 5.43/5.27 mg/L; TIN 0.45/0.50(wet season) or 0.36/0.39(dry season)mg/L ____ : ____ / ____ mg/L ____ : ____ / ____ mg/L

Measured Level of exceeded parameters: (tick / fill in / circle as appropriate)	Mid-Flood:				Mid-Ebb:			
	DO (S&M):	4.83 AL / (LL)	DO (B):	4.82 AL / (LL)	DO (S&M):	4.99 AL / (LL)	DO (B):	4.82 AL / (LL)
	Turbidity:	10.3 AL / (LL)	TIN(In-situ):	0.57 AL / (LL)	Turbidity:	9.7 (AL) / LL	TIN(In-situ):	0.53 AL / (LL)
	TIN(Lab):	____ AL / LL	____ :	____ AL / LL	TIN(Lab):	____ AL / LL	____ :	____ AL / LL

Action taken / to be taken: (tick / fill in as appropriate)

Inspection:
- ☑ Silt curtain in proper condition
- ☑ Dredging rate within accepted rate
- ☑ Monitoring equipment is checked and confirmed without problem.
- ☐ Others: ____

Possible reason for Action or Limit Level Non-compliance: (tick / fill in as appropriate)

	DO(S&M)	DO(B)	Turbidity	TIN	
☑ Change of ambient condition or influence in the vicinity, not Project related	✓	✓	✓	✓	
Findings / Evidences					
☑ Station at Upstream Location at ME	✓	✓	✓	✓	
☑ Upstream Control Station (or gradient station for TIN) exceeded AL/LL	MF:5.35mg/L(C2) ME:4.93mg/L(C1)	MF:5.02mg/L(C2) ME:4.81mg/L(C1)	MF:11.9NTU(C2) ME:9.3NTU(C1)	MF:0.56mg/L(G5) ME:0.56mg/L(G1)	
☐ No increasing / decreasing (for DO) trend across the Project at MF	Upstream: ____ ( )mg/L Downstream: ____ ( )mg/L	Upstream: ____ ( )mg/L Downstream: ____ ( )mg/L	Upstream: ____ ( )NTU Downstream: ____ ( )NTU	Upstream: ____ ( )mg/L Downstream: ____ ( )mg/L	
☐ No Dredging Works carried out.					
☐ Others					

The copyright of this document is owned by MaterieLab Consultants Ltd. It may not be reproduced except with prior written approval from the Company.

MATERIALAB CONSULTANTS LIMITED
Fugro Development Centre,
5 Lok Yi Street,
17 M.S. Castle Peak Road,
Tai Lam, Tuen Mun, N.T., Hong Kong.
Tel : (852)-24508238
Fax : (852)-24508032
Email : mcl@fugro.com.hk

MaterialLab

Remarks: (tick / fill in as appropriate)	Repeat In-situ measurement was done. Mid-Flood: DO (S&M): 4.83 DO (B): 4.81 Turbidity: 10.3 TIN: 0.58 : : : Mid-Ebb: DO (S&M): 5.00 DO (B): 4.82 Turbidity: 9.7 TIN: 0.53 : : : ☑ Dredging works conducted at Portion A / B / ___ of the Project. According to Contractor, dredged rate was 538 / 1077 / ___ m^3/day at Portion A / B / ___ respectively. (in-situ) ☑ No TIN exceedance was found in laboratory result (Mid-Flood: 0.42 and Mid-Ebb: 0.42).

Prepared by: Cyrus Lo

Signature:

Date (dd/mm/yyyy): 03 / 11 / 2014

Certified by : Colin Yung

Designation : Environmental Team Lea

Signature :

Date(dd/mm/yy): 03 / 11 / 2014

Notes:
- Abbreviation:
AL – Action Level
DO (B) – Dissolved Oxygen (Bottom)
DO (S&M) – Dissolved Oxygen (Surface & Middle)
LL – Limit Level
ME – Mid Ebb
MF – Mid Flood
NH3-N (In-situ) – Ammoniacal Nitrogen (In-situ results)
NH3-N (Lab) – Ammoniacal Nitrogen (Laboratory results)
TIN (In-situ) – Total Inorganic Nitrogen (In-situ results)
TIN (Lab) – Total Inorganic Nitrogen (Laboratory results)
TSS – Total Suspended Solids
- Wet Season: April to October; Dry Season: November to March

The copyright of this document is owned by MaterialLab Consultants Ltd. It may not be reproduced except with prior written approval from the Company.

MATERIALAB CONSULTANTS LIMITED
Fugro Development Centre,
5 Lok Yi Street,
17 M.S. Castle Peak Road,
Tai Lam, Tuen Mun, N.T., Hong Kong.
Tel : (852)-24508238
Fax : (852)-24508032
Email : mcl@fugro.com.hk

MaterialLab

Interim Notification of Environmental Quality Limits Exceedances
Impact Water Quality Monitoring

Incident Report on Action Level or Limit Level Non-compliance

Reference No.:	20141011 /IM/SR6 A
Project:	CV/2013/04 - Providing Sufficient Water Depth for Kwai Tsing Container Basin and its Approach Channel
Date:	11/10/2014
Time: (hh:mm)	Mid-Flood: 07:41 Mid-Ebb: 15:12
Monitoring Location:	SR6 – Kau Yi Chau, Corals
Action Level / Limit Level:	DO (S&M): 6.11/6.02 mg/L; Turbidity: 2.9/4.8 NTU; DO (B): 6.11/6.04 mg/L; _____ : TSS : 9 / 18 mg/L : / mg/L

Measured Level of exceeded parameters (tick / fill in / circle as appropriate)	Mid-Flood:		Mid-Ebb:	
	DO (S&M): 5.24 AL / (LL)	DO (B): 5.18 AL / (LL)	DO (S&M): 5.19 AL / (LL)	DO (B): 5.17 AL / (LL)
	Turbidity: 8.8 AL / (LL)	_____ : _____ AL / LL	Turbidity: 11.4 AL / (LL)	_____ : _____ AL / LL
	TSS : 12 AL / (LL)	_____ : _____ AL / LL	TSS : 11 AL / (LL)	_____ : _____ AL / LL

Action taken / to be taken: (tick / fill in as appropriate)

Inspection:
- ☑ Silt curtain in proper condition
- ☑ Dredging rate within accepted rate
- ☑ Monitoring equipment is checked and confirmed without problem.
- ☐ Others: _____

Possible reason for Action or Limit Level Non-compliance: (tick / fill in as appropriate)

	DO(S&M)	DO(B)	Turbidity	TSS	
☑ Change of ambient condition or influence in the vicinity, not Project related	✓	✓	✓	✓	
Findings / Evidences					
☑ Station at Upstream Location at MF	✓	✓	✓	✓	
☑ Upstream Control Station ( ) exceeded AL/LL	MF:5.35mg/L(C2) ME:4.93mg/L(C1)	MF:5.02mg/L(C2) ME:4.81mg/L(C1)	MF:11.9NTU(C2) ME:9.3NTU(C1)		
☑ No increasing / decreasing (for DO) trend across the Project at ME	Upstream: _____ ( )mg/L Downstream: ( )mg/L	Upstream: _____ ( )mg/L Downstream: ( )mg/L	Upstream: _____ ( )NTU Downstream: ( )NTU	Upstream: 14 mg/L ((G1) Downstream: 7 mg/L (G5)	
☐ No Dredging Works carried out.					
☐ Others					

The copyright of this document is owned by MaterialLab Consultants Ltd. It may not be reproduced except with prior written approval from the Company.

MATERIALAB CONSULTANTS LIMITED
Fugro Development Centre,
5 Lok Yi Street,
17 M.S. Castle Peak Road,
Tai Lam, Tuen Mun, N.T., Hong Kong.
Tel : (852)-24508238
Fax : (852)-24508032
Email : mcl@fugro.com.hk

MaterialLab

Remarks: (tick / fill in as appropriate)	Repeat In-situ measurement was done. Mid-Flood: DO (S&M): 5.23 ; DO (B): 5.18 ; Turbidity: 8.8 Mid-Ebb: DO (S&M): 5.20 ; DO (B): 5.17 ; Turbidity: 11.3 ☑ Dredging works conducted at Portion A / B / of the Project. According to Contractor, dredged rate was 538 / 1077 / m³/day at Portion A / B / respectively. (in-situ) ☐

Prepared by: [signature]
Signature:
Date (dd/mm/yyyy): 03 / 11 / 2014

Certified by : Colin Yung
Designation : Environmental Team Lea
Signature : [signature]
Date(dd/mm/yy): 03 / 11 / 2014

Notes:
- Abbreviation:
AL – Action Level
DO (B) – Dissolved Oxygen (Bottom)
DO (S&M) – Dissolved Oxygen (Surface & Middle)
LL – Limit Level
ME – Mid Ebb
MF – Mid Flood
NH3-N (In-situ) – Ammoniacal Nitrogen (In-situ results)
NH3-N (Lab) – Ammoniacal Nitrogen (Laboratory results)
TIN (In-situ) – Total Inorganic Nitrogen (In-situ results)
TIN (Lab) – Total Inorganic Nitrogen (Laboratory results)
TSS – Total Suspended Solids
- Wet Season: April to October; Dry Season: November to March

The copyright of this document is owned by MaterialLab Consultants Ltd. It may not be reproduced except with prior written approval from the Company.

MATERIALAB CONSULTANTS LIMITED
Fugro Development Centre,
5 Lok Yi Street,
17 M.S. Castle Peak Road,
Tai Lam, Tuen Mun, N.T., Hong Kong.
Tel : (852)-24508238
Fax : (852)-24508032
Email : mcl@fugro.com.hk

MaterialLab

Interim Notification of Environmental Quality Limits Exceedances
Impact Water Quality Monitoring

Incident Report on Action Level or Limit Level Non-compliance

Reference No.:	20141011 /IM/SR7						
Project:	CV/2013/04 - Providing Sufficient Water Depth for Kwai Tsing Container Basin and its Approach Channel						
Date:	11/10/2014						
Time: (hh:mm)	Mid-Flood: 06:50 Mid-Ebb: 14:40						
Monitoring Location:	SR7 – Green Island, Corals						
Action Level / Limit Level:	DO (S&M): 6.11/6.02 mg/L; Turbidity: 2.9/4.8 NTU; DO (B): 6.11/6.04 mg/L; _____ : _____ / _____ mg/L _____ : _____ / _____ mg/L						
Measured Level of exceeded parameters: (tick / fill in / circle as appropriate)	Mid-Flood:				Mid-Ebb:			
	DO (S&M): 4.97 AL / (LL)	DO (B): 4.86 AL (LL)			DO (S&M): 5.14 AL / (LL)	DO (B): 4.87 AL / (LL)		
	Turbidity: 4.3 (AL) / LL	_____ : _____ AL / LL			Turbidity: 4.1 (AL) / LL	_____ : _____ AL / LL		
	_____ : _____ AL / LL	Words : _____ AL / LL			_____ : _____ AL / LL	_____ : _____ AL / LL		
Action taken / to be taken: (tick / fill in as appropriate)	Inspection: ☑ Silt curtain in proper condition ☑ Dredging rate within accepted rate ☑ Monitoring equipment is checked and confirmed without problem. ☐ Others: _____							
Possible reason for Action or Limit Level Non-compliance: (tick / fill in as appropriate)		DO(S&M)	DO(B)	Turbidity				
	☑ Change of ambient condition or influence in the vicinity, not Project related	✓	✓	✓				
		Findings / Evidences						
	☑ Station at Upstream Location at MF	✓	✓	✓				
	☑ Upstream Control Station ( ) exceeded AL/LL	MF:5.35mg/L(C2) ME:4.93mg/L(C1)	MF:5.02mg/L(C2) ME:4.81mg/L(C1)	MF:11.9NTU(C2) ME:9.3NTU(C1)				
	☐ No increasing / decreasing (for DO) trend across the Project at ME	Upstream: _____ ( )mg/L Downstream: _____ ( )mg/L	Upstream: _____ ( )mg/L Downstream: _____ ( )mg/L	Upstream: _____ ( )NTU Downstream: _____ ( )NTU				
	☐ No Dredging Works carried out.							
	☐ Others							

The copyright of this document is owned by MaterialLab Consultants Ltd. It may not be reproduced except with prior written approval from the Company.

MATERIALAB CONSULTANTS LIMITED
Fugro Development Centre,
5 Lok Yi Street,
17 M.S. Castle Peak Road,
Tai Lam, Tuen Mun, N.T., Hong Kong.
Tel : (852)-24508238
Fax : (852)-24508032
Email : mcl@fugro.com.hk

MaterialLab

Remarks: (tick / fill in as appropriate)	Repeat In-situ measurement was done. Mid-Flood: DO (S&M): 4.99 ; DO (B): 4.85 ; Turbidity: 4.3 Mid-Ebb: DO (S&M): 5.14 ; DO (B): 4.88 ; Turbidity: 4.1 ☑ Dredging works conducted at Portion A / B / ____ of the Project. According to Contractor, dredged rate was 538 / 1077 / ____ m^3/day at Portion A / B / ____ respectively. (in-situ) ☐

Prepared by: Cyrus Lai

Signature:

Date (dd/mm/yyyy): 22 / 10 / 2014

Certified by : Colin Yung

Designation : Environmental Team Leader

Signature :

Date(dd/mm/yy): 22/10/2014

Notes:
- Abbreviation:
AL – Action Level
DO (B) – Dissolved Oxygen (Bottom)
DO (S&M) – Dissolved Oxygen (Surface & Middle)
LL – Limit Level
ME – Mid Ebb
MF – Mid Flood
NH3-N (In-situ) – Ammoniacal Nitrogen (In-situ results)
NH3-N (Lab) – Ammoniacal Nitrogen (Laboratory results)
TIN (In-situ) – Total Inorganic Nitrogen (In-situ results)
TIN (Lab) – Total Inorganic Nitrogen (Laboratory results)
TSS – Total Suspended Solids
- Wet Season: April to October; Dry Season: November to March

The copyright of this document is owned by MaterialLab Consultants Ltd. It may not be reproduced except with prior written approval from the Company.

MATERIALAB CONSULTANTS LIMITED
Fugro Development Centre,
5 Lok Yi Street,
17 M.S. Castle Peak Road,
Tai Lam, Tuen Mun, N.T., Hong Kong.
Tel : (852)-24508238
Fax : (852)-24508032
Email : mcl@fugro.com.hk

Interim Notification of Environmental Quality Limits Exceedances
Impact Water Quality Monitoring

Incident Report on Action Level or Limit Level Non-compliance

Reference No.:	20141011 /IM/SR8 a
Project:	CV/2013/04 - Providing Sufficient Water Depth for Kwai Tsing Container Basin and its Approach Channel
Date:	11/10/2014
Time: (hh:mm)	Mid-Flood: 09:18 Mid-Ebb: 13:24
Monitoring Location:	SR8 – Shek Kok Tsui, Corals
Action Level / Limit Level:	DO (S&M): 6.11/6.02 mg/L; Turbidity: 2.9/4.8 NTU; DO (B): 6.11/6.04 mg/L; _____ : ____/____ mg/L TSS : 9 /18 mg/L _____ : ____/____ mg/L

Measured Level of exceeded parameters (tick / fill in / circle as appropriate)	Mid-Flood:		Mid-Ebb:	
	DO (S&M): 5.68 AL / (LL)	DO (B): 5.55 AL / (LL)	DO (S&M): 5.67 AL / (LL)	DO (B): 5.53 AL / (LL)
	Turbidity: 10.5 AL / (LL)	_____ : _____ AL / LL	Turbidity: 9.4 AL / (LL)	_____ : _____ AL / LL
	_____ : _____ AL / LL	_____ : _____ AL / LL	TSS : 10 (AL) / LL	_____ : _____ AL / LL

Action taken / to be taken: (tick / fill in as appropriate)

Inspection:
- ☑ Silt curtain in proper condition
- ☑ Dredging rate within accepted rate
- ☑ Monitoring equipment is checked and confirmed without problem.
- ☐ Others: _____

Possible reason for Action or Limit Level Non-compliance: (tick / fill in as appropriate)

	DO(S&M)	DO(B)	Turbidity	TSS	
☑ Change of ambient condition or influence in the vicinity, not Project related	✓	✓	✓	✓	
Findings / Evidences					
☑ Station at Upstream Location at MF	✓	✓	✓		
☑ Upstream Control Station ( ) exceeded AL/LL	MF:5.35mg/L(C2) ME:4.93mg/L(C1)	MF:5.02mg/L(C2) ME:4.81mg/L(C1)	MF:11.9NTU(C2) ME:9.3NTU(C1)		
☑ No increasing / decreasing (for DO) trend across the Project at ME	Upstream: _____ ( )mg/L Downstream: ( )mg/L	Upstream: _____ ( )mg/L Downstream: ( )mg/L	Upstream: _____ ( )NTU Downstream: ( )NTU	Upstream: 14 mg/L (G1) Downstream: 7 mg/L (G5)	
☐ No Dredging Works carried out.					
☐ Others					

The copyright of this document is owned by MaterialLab Consultants Ltd. It may not be reproduced except with prior written approval from the Company.

MATERIALAB CONSULTANTS LIMITED
Fugro Development Centre,
5 Lok Yi Street,
17 M.S. Castle Peak Road,
Tai Lam, Tuen Mun, N.T., Hong Kong.
Tel : (852)-24508238
Fax : (852)-24508032
Email : mcl@fugro.com.hk

MaterialLab

Remarks: (tick / fill in as appropriate)	Repeat In-situ measurement was done. Mid-Flood: DO (S&M): 5.69 ; DO (B): 5.54 ; Turbidity: 10.5 Mid-Ebb: DO (S&M): 5.67 ; DO (B): 5.53 ; Turbidity: 9.3 ☑ Dredging works conducted at Portion A / B / ___ of the Project. According to Contractor, dredged rate was 538 / 1077 / ___ m^3/day at Portion A / B / ___ respectively. (in-situ) ☐

Prepared by: Cejus Lai
Signature:
Date (dd/mm/yyyy): 03/11/2014

Certified by : Colin Yung
Designation : Environmental Team Leac
Signature : CL
Date(dd/mm/yy): 03/11/2014

Notes:
- Abbreviation:
AL – Action Level
DO (B) – Dissolved Oxygen (Bottom)
DO (S&M) – Dissolved Oxygen (Surface & Middle)
LL – Limit Level
ME – Mid Ebb
MF – Mid Flood
NH3-N (In-situ) – Ammoniacal Nitrogen (In-situ results)
NH3-N (Lab) – Ammoniacal Nitrogen (Laboratory results)
TIN (In-situ) – Total Inorganic Nitrogen (In-situ results)
TIN (Lab) – Total Inorganic Nitrogen (Laboratory results)
TSS – Total Suspended Solids
- Wet Season: April to October; Dry Season: November to March

The copyright of this document is owned by MaterialLab Consultants Ltd. It may not be reproduced except with prior written approval from the Company.

MATERIALAB CONSULTANTS LIMITED
Fugro Development Centre,
5 Lok Yi Street,
17 M.S. Castle Peak Road,
Tai Lam, Tuen Mun, N.T., Hong Kong.
Tel : (852)-24508238
Fax : (852)-24508032
Email : mcl@fugro.com.hk

MaterialLab

Interim Notification of Environmental Quality Limits Exceedances
Impact Water Quality Monitoring

Incident Report on Action Level or Limit Level Non-compliance

Reference No.:	20141011 /IM/SR9 A							
Project:	CV/2013/04 - Providing Sufficient Water Depth for Kwai Tsing Container Basin and its Approach Channel							
Date:	11/10/2014							
Time: (hh:mm)	Mid-Flood: 08:25		Mid-Ebb: 14:19					
Monitoring Location:	SR9 – Cheung Sha Wan FCZ							
Action Level / Limit Level:	DO (S&M): 6.11/6.02 mg/L; TIN 0.37/0.49(wet season) or 0.22/0.29(dry season)mg/L DO (B): 6.11/6.04 mg/L; Turbidity: 2.9/4.8 NTU; TSS : 9 /18 mg/L ____ : ____ / ____ mg/L							
Measured Level of exceeded parameters: (tick / fill in / circle as appropriate)	Mid-Flood:				Mid-Ebb:			
	DO (S&M): 5.50 AL / (LL)	DO (B): 5.41 AL / (LL)			DO (S&M): 5.42 AL / (LL)	DO (B): 5.41 AL / (LL)		
	Turbidity: 12.8 AL / (LL)	TIN(In-situ): 0.59 AL / (LL)			Turbidity: 9.7 AL / (LL)	TIN(In-situ): 0.53 AL / (LL)		
	TIN(Lab): ____ AL / LL	TSS : 14 (AL) / LL			TIN(Lab): ____ AL / LL	TSS : 16 (AL) / LL		
Action taken / to be taken: (tick / fill in as appropriate)	Inspection: ☑ Silt curtain in proper condition ☑ Dredging rate within accepted rate ☑ Monitoring equipment is checked and confirmed without problem. ☐ Others: ____							
Possible reason for Action or Limit Level Non-compliance: (tick / fill in as appropriate)		DO(S&M)	DO(B)	Turbidity	TIN	TSS		
	☑ Change of ambient condition or influence in the vicinity, not Project related	✓	✓	✓	✓	✓		
	Findings / Evidences							
	☑ Station at Upstream Location at MF	✓	✓	✓	✓	✓		
	☑ Upstream Control Station ( ) exceeded AL/LL	MF:5.35mg/L(C2) ME:4.93mg/L(C1)	MF:5.02mg/L(C2) ME:4.81mg/L(C1)	MF:11.9NTU(C2) ME:9.3NTU(C1)	MF:0.56mg/L(G5) ME:0.56mg/L(G1)			
	☑ No increasing / decreasing (for DO) trend across the Project at ME	Upstream: ____ ( )mg/L Downstream: ____ ( )mg/L	Upstream: ____ ( )mg/L Downstream: ____ ( )mg/L	Upstream: ____ ( )NTU Downstream: ____ ( )NTU	Upstream: ____ ( )mg/L Downstream: ____ ( )mg/L	Upstream: 14 mg/L (G1) Downstream: 7 mg/L (G5)		
	☐ No Dredging Works carried out.							
	☐ Others							

The copyright of this document is owned by MaterialLab Consultants Ltd. It may not be reproduced except with prior written approval from the Company.

MATERIALAB CONSULTANTS LIMITED
Fugro Development Centre,
5 Lok Yi Street,
17 M.S. Castle Peak Road,
Tai Lam, Tuen Mun, N.T., Hong Kong.
Tel : (852)-24508238
Fax : (852)-24508032
Email : mcl@fugro.com.hk

MaterialLab

Remarks: (tick / fill in as appropriate)	Repeat In-situ measurement was done. Mid-Flood: DO (S&M): 5.51 DO (B): 5.41 Turbidity: 12.7 TIN: 0.60 : : : Mid-Ebb: DO (S&M): 5.42 DO (B): 5.41 Turbidity: 9.7 TIN: 0.54 : : : ☑ Dredging works conducted at Portion A / B / ___ of the Project. According to Contractor, dredged rate was 538 / 1077 / ___ m^3/day at Portion A / B / ___ respectively. (in-situ) ☑ No TIN exceedance was found in laboratory result (Mid-Flood: 0.23 and Mid-Ebb: 0.24)

Prepared by: Cyrus Lai

Signature:

Date (dd/mm/yyyy): 03 / 11 / 2014

Certified by : Colin Yung

Designation : Environmental Team Leader

Signature :

Date(dd/mm/yy): 03 / 11 / 2014

Notes:
- Abbreviation:
AL – Action Level
DO (B) – Dissolved Oxygen (Bottom)
DO (S&M) – Dissolved Oxygen (Surface & Middle)
LL – Limit Level
ME – Mid Ebb
MF – Mid Flood
NH3-N (In-situ) – Ammoniacal Nitrogen (In-situ results)
NH3-N (Lab) – Ammoniacal Nitrogen (Laboratory results)
TIN (In-situ) – Total Inorganic Nitrogen (In-situ results)
TIN (Lab) – Total Inorganic Nitrogen (Laboratory results)
TSS – Total Suspended Solids
- Wet Season: April to October; Dry Season: November to March

The copyright of this document is owned by MaterialLab Consultants Ltd. It may not be reproduced except with prior written approval from the Company.

MATERIALAB CONSULTANTS LIMITED
Fugro Development Centre,
5 Lok Yi Street,
17 M.S. Castle Peak Road,
Tai Lam, Tuen Mun, N.T., Hong Kong.
Tel : (852)-24508238
Fax : (852)-24508032
Email : mcl@fugro.com.hk

MaterialLab

Interim Notification of Environmental Quality Limits Exceedances
Impact Water Quality Monitoring

Incident Report on Action Level or Limit Level Non-compliance

Reference No.:	20141009 /IM/SR11						
Project:	CV/2013/04 - Providing Sufficient Water Depth for Kwai Tsing Container Basin and its Approach Channel						
Date:	09/10/2014						
Time: (hh:mm)	Mid-Flood: 15:45 Mid-Ebb: 13:59						
Monitoring Location:	SR11 – Sok Kwu Wan FCZ						
Action Level / Limit Level:	DO (S&M): 6.11/6.02 mg/L; DO (B): 6.11/6.04 mg/L; _____ : ____ / ____ mg/L			TIN: 0.37/0.49(wet season) or 0.22/0.29(dry season)mg/L; Turbidity: 2.9/4.8 NTU; Words ____ : ____ / ____ mg/L			
Measured Level of exceeded parameters (tick / fill in / circle as appropriate)	Mid-Flood:				Mid-Ebb:		
	DO (S&M): 5.73 AL / (LL)	DO (B): 5.43 AL / (LL)			DO (S&M): 5.00 AL / (LL)	DO (B): 5.06 AL / (LL)	
	Turbidity: 3.6 (AL) / LL	TIN(In-situ): ____ AL / LL			Turbidity: ____ AL / LL	TIN(In-situ): ____ AL / LL	
	TIN(Lab): ____ AL / LL	____ : ____ AL / LL			TIN(Lab): ____ AL / LL	____ : ____ AL / LL	
Action taken / to be taken: (tick / fill in as appropriate)	Inspection: ☑ Silt curtain in proper condition ☑ Dredging rate within accepted rate ☑ Monitoring equipment is checked and confirmed without problem. ☐ Others: _____						

Possible reason for Action or Limit Level Non-compliance: (tick / fill in as appropriate)	DO(S&M)	DO(B)	Turbidity	TIN	
☑ Change of ambient condition or influence in the vicinity, not Project related	✓	✓	✓		
Findings / Evidences					
☑ Station at Upstream Location at MF	✓	✓	✓		
☑ Upstream Control Station (or gradient station for TIN) exceeded AL/LL	MF:5.40mg/L(C2) ME:5.04mg/L(C1)	MF:4.95mg/L(C2) ME:5.00mg/L(C1)	MF:3.3NTU(C2)		
☐ No increasing / decreasing (for DO) trend across the Project at ME	Upstream: ____ ( )mg/L Downstream: ____ ( )mg/L	Upstream: ____ ( )mg/L Downstream: ____ ( )mg/L	Upstream: ____ ( )NTU Downstream: ____ ( )NTU	Upstream: ____ ( )mg/L Downstream: ____ ( )mg/L	
☐ No Dredging Works carried out.					
☐ Others					

The copyright of this document is owned by MaterialLab Consultants Ltd. It may not be reproduced except with prior written approval from the Company.

MATERIALAB CONSULTANTS LIMITED
Fugro Development Centre,
5 Lok Yi Street,
17 M.S. Castle Peak Road,
Tai Lam, Tuen Mun, N.T., Hong Kong.
Tel : (852)-24508238
Fax : (852)-24508032
Email : mcl@fugro.com.hk

Remarks: (tick / fill in as appropriate)	Repeat In-situ measurement was done. Mid-Flood: DO (S&M): 5.73 DO (B): 5.43 Turbidity: 3.6 TIN: ____ : ____ ____ : ____ Mid-Ebb: DO (S&M): 5.00 DO (B): 5.06 Turbidity: ____ TIN: ____ : ____ ____ : ____ ☑ Dredging works conducted at Portion A / B / ____ of the Project. According to Contractor, dredged rate (in-situ) was 2154 / 1077 / ____ m^3/day at Portion A / B / ____ respectively. ☐ ____

Prepared by: Cyrus Lo

Signature:

Date (dd/mm/yyyy): 22/12/2014

Certified by : Colin Yung

Designation : Environmental Team Leader

Signature :

Date(dd/mm/yy): 22/12/2014

Notes:
- Abbreviation:
AL – Action Level
DO (B) – Dissolved Oxygen (Bottom)
DO (S&M) – Dissolved Oxygen (Surface & Middle)
LL – Limit Level
ME – Mid Ebb
MF – Mid Flood
NH3-N (In-situ) – Ammoniacal Nitrogen (In-situ results)
NH3-N (Lab) – Ammoniacal Nitrogen (Laboratory results)
TIN (In-situ) – Total Inorganic Nitrogen (In-situ results)
TIN (Lab) – Total Inorganic Nitrogen (Laboratory results)
TSS – Total Suspended Solids
- Wet Season: April to October; Dry Season: November to March

The copyright of this document is owned by MaterialLab Consultants Ltd. It may not be reproduced except with prior written approval from the Company.

MATERIALAB CONSULTANTS LIMITED
Fugro Development Centre,
5 Lok Yi Street,
17 M.S. Castle Peak Road,
Tai Lam, Tuen Mun, N.T., Hong Kong.
Tel : (852)-24508238
Fax : (852)-24508032
Email : mcl@fugro.com.hk

Interim Notification of Environmental Quality Limits Exceedances
Impact Water Quality Monitoring

Incident Report on Action Level or Limit Level Non-compliance

Reference No.:	20141011 /IM/SR12
Project:	CV/2013/04 - Providing Sufficient Water Depth for Kwai Tsing Container Basin and its Approach Channel
Date:	11 / 10 / 2014
Time: (hh:mm)	Mid-Flood: 08:05 Mid-Ebb: 13:25
Monitoring Location:	SR12 – Tsing Yi, WSD Flushing Water Intake
Action Level / Limit Level:	DO (S&M): 2/2 mg/L; NH3-N: <1/<1 mg/L ; DO (B): 2/2 mg/L; Turbidity: <10/<10 NTU; Total Suspended Solids : <10/<10 mg/L _____ : _____ / _____ mg/L

Measured Level of exceeded parameters: (tick / fill in / circle as appropriate)	Mid-Food:				Mid-Ebb:			
	DO (S&M):	_____AL / LL	DO (B):	_____AL / LL	DO (S&M):	_____AL / LL	DO (B):	_____AL / LL
	Turbidity:	_____AL / LL	NH3-N(In-situ):	_____AL / LL	Turbidity:	_____AL / LL	NH3-N(In-situ):	_____AL / LL
	NH3-N(Lab):	_____AL / LL	TSS :	12 AL / LL	NH3-N(Lab):	_____AL / LL	_____ :	_____AL / LL

Action taken / to be taken: (tick / fill in as appropriate)

Inspection:
- ☑ Silt curtain in proper condition
- ☑ Dredging rate within accepted rate
- ☑ Monitoring equipment is checked and confirmed without problem.
- ☐ Others: _____

Possible reason for Action or Limit Level Non-compliance: (tick / fill in as appropriate)

	DO(S&M)	DO(B)	Turbidity	NH3-N	TSS
☑ Change of ambient condition or influence in the vicinity, not Project related					✓
Findings / Evidences					
☐ Station at Upstream Location at ME					
☐ Upstream Control Station ( ) exceeded AL/LL					
☑ No increasing / ~~decreasing (for DO)~~ trend across the Project at MF	Upstream: _____( )mg/L Downstream: _____( )mg/L	Upstream: _____( )mg/L Downstream: _____( )mg/L	Upstream: _____( )NTU Downstream: _____( )NTU	Upstream: _____( )mg/L Downstream: _____( )mg/L	Upstream: 15 mg/L (G6) Downstream: 5 mg/L (B2)
☐ No Dredging Works carried out.					
☐ Others					

The copyright of this document is owned by MaterialLab Consultants Ltd. It may not be reproduced except with prior written approval from the Company.

MATERIALAB CONSULTANTS LIMITED
Fugro Development Centre,
5 Lok Yi Street,
17 M.S. Castle Peak Road,
Tai Lam, Tuen Mun, N.T., Hong Kong.
Tel : (852)-24508238
Fax : (852)-24508032
Email : mcl@fugro.com.hk

MaterialLab

Remarks: (tick / fill in as appropriate)	Repeat In-situ measurement was done. Mid-Flood: DO (S&M): _____ DO (B): _____ Turbidity: _____ NH3-N: _____ _____: _____ _____: _____ Mid-Ebb: DO (S&M): _____ DO (B): _____ Turbidity: _____ NH3-N: _____ _____: _____ _____: _____ ☑ Dredging works conducted at Portion A / B / ___ of the Project. According to Contractor, dredged rate was 538 / 1077 / ___ m^3/day at Portion A / B / ___ respectively. (in-situ) ☐ _____

Prepared by: Cyrus Lee

Signature:

Date (dd/mm/yyyy): 03 / 11 / 2014

Certified by: Colin Yung
Designation: Environmental Team Leader

Signature: [signature]

Notes;
- Abbreviation:
AL - Action Level
DO (B) - Dissolved Oxygen (Bottom)
DO (S&M) - Dissolved Oxygen (Surface & Middle)
LL - Limit Level
ME - Mid Ebb
MF - Mid Flood
NH3-N (In-situ) - Ammoniacal Nitrogen (In-situ results)
NH3-N (Lab) - Ammoniacal Nitrogen (Laboratory results)
TIN (In-situ) - Total Inorganic Nitrogen (In-situ results)
TIN (Lab) - Total Inorganic Nirogen (Laboratory results)
TSS - Total Suspended Solids
- Wet Season: April to October; Dry Season: November to March

The copyright of this document is owned by MaterialLab Consultants Ltd. It may not be reproduced except with prior written approval from the Company.

MATERIALAB CONSULTANTS LIMITED
Fugro Development Centre,
5 Lok Yi Street,
17 M.S. Castle Peak Road,
Tai Lam, Tuen Mun, N.T., Hong Kong.
Tel : (852)-24508238
Fax : (852)-24508032
Email : mcl@fugro.com.hk

MaterialLab

Interim Notification of Environmental Quality Limits Exceedances
Impact Water Quality Monitoring

Incident Report on Action Level or Limit Level Non-compliance

Reference No.:	20141011 /IM/SR13
Project:	CV/2013/04 - Providing Sufficient Water Depth for Kwai Tsing Container Basin and its Approach Channel
Date:	11/10/2014
Time: (hh:mm)	Mid-Flood: 07:45 Mid-Ebb: 13:45
Monitoring Location:	SR13 – EMSD Cooling Water Intake for Kwai Chung Hospital
Action Level / Limit Level:	DO (S&M): 5.31/5.22 mg/L; Turbidity: 13.1/15.7 NTU; DO (B): 5.29/5.12 mg/L; _____ : _____/_____ mg/L _____ : _____/_____ mg/L _____ : _____/_____ mg/L

Measured Level of exceeded parameters (tick / fill in / circle as appropriate)	Mid-Flood:		Mid-Ebb:	
	DO (S&M): 4.69 AL / (LL)	DO (B): 4.48 AL / (LL)	DO (S&M): 4.59 AL / (LL)	DO (B): 4.37 AL (LL)
	Turbidity: _____ AL / LL	_____ : _____ AL / LL	Turbidity: _____ AL / LL	_____ : _____ AL / LL
	_____ : _____ AL / LL	_____ : _____ AL / LL	_____ : _____ AL / LL	_____ : _____ AL / LL

Action taken / to be taken: (tick / fill in as appropriate)

Inspection:
- ☑ Silt curtain in proper condition
- ☑ Dredging rate within accepted rate
- ☑ Monitoring equipment is checked and confirmed without problem.
- ☐ Others: _____

Possible reason for Action or Limit Level Non-compliance: (tick / fill in as appropriate)

	DO(S&M)	DO(B)	Turbidity		
☑ Change of ambient condition or influence in the vicinity, not Project related	✓	✓			
	Findings / Evidences				
☑ Station at Upstream Location at ME	✓	✓			
☑ Upstream Control Station ( ) exceeded AL/LL	ME:4.93mg/L(C1)	MF:5.02mg/L(C2) ME:4.81mg/L(C1)			
☐ No increasing / decreasing (for DO) trend across the Project at MF	Upstream: _____ ( )mg/L Downstream: _____ ( )mg/L	Upstream: _____ ( )mg/L Downstream: _____ ( )mg/L	Upstream: _____ ( )NTU Downstream: _____ ( )NTU		
☐ No Dredging Works carried out.					
☑ Others	No dredging carried out during 4:20 to 9:00 and period of mid-flood exceedance. Last dredging carried out from 01:45 to 04:20 when 7kts at ebb tide.				

The copyright of this document is owned by MaterialLab Consultants Ltd. It may not be reproduced except with prior written approval from the Company.

MATERIALAB CONSULTANTS LIMITED
Fugro Development Centre,
5 Lok Yi Street,
17 M.S. Castle Peak Road,
Tai Lam, Tuen Mun, N.T., Hong Kong.
Tel : (852)-24508238
Fax : (852)-24508032
Email : mcl@fugro.com.hk

MaterialLab

Remarks: (tick / fill in as appropriate)	Repeat In-situ measurement was done. Mid-Flood: DO (S&M): 4.70 : ____ DO (B): 4.48 : ____ Turbidity: ____ : ____ Mid-Ebb: DO (S&M): 4.59 : ____ DO (B): 4.36 : ____ Turbidity: ____ : ____ ☑ Dredging works conducted at Portion A / B / ____ of the Project. According to Contractor, dredged rate was 538 / 1077 / ____ m^3/day at Portion A / B / ____ respectively. (in-situ) ☐ ____

Prepared by: Cyrus Lai
Signature:
Date (dd/mm/yyyy): 22/10/2014

Certified by : Colin Yung
Designation : Environmental Team Leader
Signature : C.
Date(dd/mm/yy): 22/10/2014

Notes:
- Abbreviation:
AL – Action Level
DO (B) – Dissolved Oxygen (Bottom)
DO (S&M) – Dissolved Oxygen (Surface & Middle)
LL – Limit Level
ME – Mid Ebb
MF – Mid Flood
NH3-N (In-situ) – Ammoniacal Nitrogen (In-situ results)
NH3-N (Lab) – Ammoniacal Nitrogen (Laboratory results)
TIN (In-situ) – Total Inorganic Nitrogen (In-situ results)
TIN (Lab) – Total Inorganic Nitrogen (Laboratory results)
TSS – Total Suspended Solids
- Wet Season: April to October; Dry Season: November to March

The copyright of this document is owned by MaterialLab Consultants Ltd. It may not be reproduced except with prior written approval from the Company.

MATERIALAB CONSULTANTS LIMITED
Fugro Development Centre,
5 Lok Yi Street,
17 M.S. Castle Peak Road,
Tai Lam, Tuen Mun, N.T., Hong Kong.
Tel : (852)-24508238
Fax : (852)-24508032
Email : mcl@fugro.com.hk

MaterialLab

Interim Notification of Environmental Quality Limits Exceedances
Impact Water Quality Monitoring

Incident Report on Action Level or Limit Level Non-compliance

Reference No.:	20141014 /IM/SR2
Project:	CV/2013/04 - Providing Sufficient Water Depth for Kwai Tsing Container Basin and its Approach Channel
Date:	14/10/2014
Time: (hh:mm)	Mid-Flood: 12:15 Mid-Ebb: 16:05
Monitoring Location:	SR2 – Casam, Gazetted Beach
Action Level / Limit Level:	DO (S&M): 5.45/5.39 mg/L; NH3-N: 0.21/0.24 mg/L ; DO (B): 5.43/5.27 mg/L; Turbidity: 6.7/10.1 NTU; ____ : ____ / ____ mg/L ____ : ____ / ____ mg/L

Measured Level of exceeded parameters: (tick / fill in / circle as appropriate)	Mid-Flood:		Mid-Ebb:	
	DO (S&M): 5.43 (AL) / LL	DO (B): 5.05 AL / (LL)	DO (S&M): 5.27 AL / (LL)	DO (B): 5.08 AL / (LL)
	Turbidity: ____ AL / LL	NH3-N(In-situ): ____ AL / LL	Turbidity: ____ AL / LL	NH3-N(In-situ): ____ AL / LL
	NH3-N(Lab): ____ AL / LL	____ : ____ AL / LL	NH3-N(Lab): ____ AL / LL	____ : ____ AL / LL

Action taken / to be taken: (tick / fill in as appropriate)

Inspection:
- ☑ Silt curtain in proper condition
- ☑ Dredging rate within accepted rate
- ☑ Monitoring equipment is checked and confirmed without problem.
- ☐ Others: ____

Possible reason for Action or Limit Level Non-compliance: (tick / fill in as appropriate)

	DO(S&M)	DO(B)	Turbidity	NH3-N	
☑ Change of ambient condition or influence in the vicinity, not Project related	✓	✓			
Findings / Evidences					
☑ Station at Upstream Location at ME	✓	✓			
☑ Upstream Control Station ( ) exceeded AL/LL	MF:5.30mg/L(C2) ME:5.37mg/L(C1)	MF:5.13mg/L(C2) ME:5.15mg/L(C1)			
☐ No increasing / decreasing (for DO) trend across the Project at MF	Upstream: ____ ( )mg/L Downstream: ____ ( )mg/L	Upstream: ____ ( )mg/L Downstream: ____ ( )mg/L	Upstream: ____ ( )NTU Downstream: ____ ( )NTU	Upstream: ____ ( )mg/L Downstream: ____ ( )mg/L	
☐ No Dredging Works carried out.					
☐ Others					

The copyright of this document is owned by MaterialLab Consultants Ltd. It may not be reproduced except with prior written approval from the Company.

MATERIALAB CONSULTANTS LIMITED
Fugro Development Centre,
5 Lok Yi Street,
17 M.S. Castle Peak Road,
Tai Lam, Tuen Mun, N.T., Hong Kong.
Tel : (852)-24508238
Fax : (852)-24508032
Email : mcl@fugro.com.hk

MaterialLab

Remarks: (tick / fill in as appropriate)	Repeat In-situ measurement was done. Mid-Flood: DO (S&M): 5.42 DO (B): 5.05 Turbidity: ____ NH3-N: ____ : ____ : ____ : ____ Mid-Ebb: DO (S&M): 5.27 DO (B): 5.09 Turbidity: ____ NH3-N: ____ : ____ : ____ : ____ ☑ Dredging works conducted at Portion A / ___ / ___ of the Project. According to Contractor, dredged rate was 2692 / ___ / ___ m^3/day (in-situ) at Portion A / ___ / ___ respectively. ☑ No exceedance is recorded for turbidity and NH3-N. Exceedance of DO is considered not related to project or leakage incident.

Prepared by: Cyrus Lee

Signature:

Date (dd/mm/yyyy): 24 / 10 / 2014

Certified by : Colin Yung

Designation : Environmental Team Leader

Signature : C

Date(dd/mm/yy): 24 / 10 / 2014

Notes:
- Abbreviation:
AL – Action Level
DO (B) – Dissolved Oxygen (Bottom)
DO (S&M) – Dissolved Oxygen (Surface & Middle)
LL – Limit Level
ME – Mid Ebb
MF – Mid Flood
NH3-N (In-situ) – Ammoniacal Nitrogen (In-situ results)
NH3-N (Lab) – Ammoniacal Nitrogen (Laboratory results)
TIN (In-situ) – Total Inorganic Nitrogen (In-situ results)
TIN (Lab) – Total Inorganic Nitrogen (Laboratory results)
TSS – Total Suspended Solids
- Wet Season: April to October; Dry Season: November to March

The copyright of this document is owned by MateriaLab Consultants Ltd. It may not be reproduced except with prior written approval from the Company.

MATERIALAB CONSULTANTS LIMITED
Fugro Development Centre,
5 Lok Yi Street,
17 M.S. Castle Peak Road,
Tai Lam, Tuen Mun, N.T., Hong Kong.
Tel : (852)-24508238
Fax : (852)-24508032
Email : mcl@fugro.com.hk

Interim Notification of Environmental Quality Limits Exceedances
Impact Water Quality Monitoring

Incident Report on Action Level or Limit Level Non-compliance

Reference No.:	20141014 /IM/SR3
Project:	CV/2013/04 - Providing Sufficient Water Depth for Kwai Tsing Container Basin and its Approach Channel
Date:	14/10/2014
Time: (hh:mm)	Mid-Flood: 12:05 Mid-Ebb: 16:15
Monitoring Location:	SR3 –Approach, Gazetted Beach
Action Level / Limit Level:	DO (S&M): 5.45/5.39 mg/L; NH3-N: 0.21/0.24 mg/L ; DO (B): 5.43/5.27 mg/L; Turbidity: 6.7/10.1 NTU; ____ : ____ / ____ mg/L ____ : ____ / ____ mg/L

Measured Level of exceeded parameters (tick / fill in / circle as appropriate)	Mid-Flood:			Mid-Ebb:			
	DO (S&M):	5.39 (AL) / LL	DO (B): 5.22 AL / (LL)	DO (S&M):	____ AL / LL	DO (B):	5.14 AL / (LL)
	Turbidity:	____ AL / LL	NH3-N(In-situ): ____ AL / LL	Turbidity:	____ AL / LL	NH3-N(In-situ):	____ AL / LL
	NH3-N(Lab):	____ AL / LL	____ : ____ AL / LL	NH3-N(Lab):	____ AL / LL	____ :	____ AL / LL

Action taken / to be taken: (tick / fill in as appropriate)

Inspection:
- ☑ Silt curtain in proper condition
- ☑ Dredging rate within accepted rate
- ☑ Monitoring equipment is checked and confirmed without problem.
- ☐ Others: _____

Possible reason for Action or Limit Level Non-compliance: (tick / fill in as appropriate)

	DO(S&M)	DO(B)	Turbidity	NH3-N	
☑ Change of ambient condition or influence in the vicinity, not Project related	✓	✓			
Findings / Evidences					
☑ Station at Upstream Location at ME	✓	✓			
☑ Upstream Control Station ( ) exceeded AL/LL	MF:5.30mg/L(C2) ME:5.37mg/L(C1)	MF:5.13mg/L(C2) ME:5.15mg/L(C1)			
☐ No increasing / decreasing (for DO) trend across the Project at MF	Upstream: ____ ( )mg/L Downstream: ( )mg/L	Upstream: ____ ( )mg/L Downstream: ( )mg/L	Upstream: ____ ( )NTU Downstream: ( )NTU	Upstream: ____ ( )mg/L Downstream: ( )mg/L	
☐ No Dredging Works carried out.					
☐ Others					

The copyright of this document is owned by MateriaLab Consultants Ltd. It may not be reproduced except with prior written approval from the Company.

MATERIALAB CONSULTANTS LIMITED
Fugro Development Centre,
5 Lok Yi Street,
17 M.S. Castle Peak Road,
Tai Lam, Tuen Mun, N.T., Hong Kong.
Tel : (852)-24508238
Fax : (852)-24508032
Email : mcl@fugro.com.hk

MaterialLab

Remarks: (tick / fill in as appropriate)	Repeat In-situ measurement was done. Mid-Flood: DO (S&M): 5.40 DO (B): 5.22 Turbidity: _____ NH3-N: _____ _____ : _____ _____ : _____ Mid-Ebb: DO (S&M): _____ DO (B): 5.14 Turbidity: _____ NH3-N: _____ _____ : _____ _____ : _____ ☑ Dredging works conducted at Portion A / ___ / ___ of the Project. According to Contractor, dredged rate was 2692 / ___ / ___ m^3/day at Portion A / ___ / ___ respectively. (in-situ) ☑ No exceedance is recorded for turbidity and NH3-N. Exceedance of DO is considered not related to project or leakage incident.

Prepared by: Cyrus Lai

Signature:

Date (dd/mm/yyyy): 24 / 10 / 2014

Certified by : Colin Yung

Designation : Environmental Team Leader

Signature :

Date(dd/mm/yy): 24 / 10 / 2014

Notes:
- Abbreviation:
AL – Action Level
DO (B) – Dissolved Oxygen (Bottom)
DO (S&M) – Dissolved Oxygen (Surface & Middle)
LL – Limit Level
ME – Mid Ebb
MF – Mid Flood
NH3-N (In-situ) – Ammoniacal Nitrogen (In-situ results)
NH3-N (Lab) – Ammoniacal Nitrogen (Laboratory results)
TIN (In-situ) – Total Inorganic Nitrogen (In-situ results)
TIN (Lab) – Total Inorganic Nitrogen (Laboratory results)
TSS – Total Suspended Solids
- Wet Season: April to October; Dry Season: November to March

The copyright of this document is owned by MateriaLab Consultants Ltd. It may not be reproduced except with prior written approval from the Company.

MATERIALAB CONSULTANTS LIMITED
Fugro Development Centre,
5 Lok Yi Street,
17 M.S. Castle Peak Road,
Tai Lam, Tuen Mun, N.T., Hong Kong.
Tel : (852)-24508238
Fax : (852)-24508032
Email : mcl@fugro.com.hk

MaterialLab

Interim Notification of Environmental Quality Limits Exceedances
Impact Water Quality Monitoring

Incident Report on Action Level or Limit Level Non-compliance

Reference No.:	20141014 /IM/SR5
Project:	CV/2013/04 - Providing Sufficient Water Depth for Kwai Tsing Container Basin and its Approach Channel
Date:	14/10/2014
Time: (hh:mm)	Mid-Flood: 12:30 Mid-Ebb: 15:50
Monitoring Location:	SR5 – Ma Wan FCZ
Action Level / Limit Level:	DO (S&M): 5.45/5.39 mg/L; Turbidity: 6.7/10.1 NTU; DO (B): 5.43/5.27 mg/L; TIN 0.45/0.50(wet season) or 0.36/0.39(dry season)mg/L _____ : _____ / _____ mg/L _____ : _____ / _____ mg/L

Measured Level of exceeded parameters: (tick / fill in / circle as appropriate)	Mid-Flood:				Mid-Ebb:			
	DO (S&M):	5.18 AL / (LL)	DO (B):	5.11 AL / (LL)	DO (S&M):	5.21 AL / (LL)	DO (B):	5.18 AL / (LL)
	Turbidity:	_____ AL / LL	TIN(In-situ):	0.53 AL / (LL)	Turbidity:	_____ AL / LL	TIN(In-situ):	0.50 (AL) / LL
	TIN(Lab):	_____ AL / LL	_____ :	_____ AL / LL	TIN(Lab):	_____ AL / LL	_____ :	_____ AL / LL

Action taken / to be taken: (tick / fill in as appropriate)

Inspection:
- ☑ Silt curtain in proper condition
- ☑ Dredging rate within accepted rate
- ☑ Monitoring equipment is checked and confirmed without problem.
- ☐ Others: _____

Possible reason for Action or Limit Level Non-compliance: (tick / fill in as appropriate)

	DO(S&M)	DO(B)	Turbidity	TIN	
☑ Change of ambient condition or influence in the vicinity, not Project related	✓	✓		✓	
Findings / Evidences					
☑ Station at Upstream Location at ME	✓	✓		✓	
☑ Upstream Control Station (or gradient station for TIN) exceeded AL/LL	MF:5.30mg/L(C2) ME:5.37mg/L(C1)	MF:5.13mg/L(C2) ME:5.15mg/L(C1)		MF: 0.51mg/L(G6)	
☐ No increasing / decreasing (for DO) trend across the Project at MF	Upstream: ____ ( )mg/L Downstream: ( )mg/L	Upstream: ____ ( )mg/L Downstream: ( )mg/L	Upstream: ____ ( )NTU Downstream: ( )NTU	Upstream: ____ ( )mg/L Downstream: ( )mg/L	
☐ No Dredging Works carried out.					
☐ Others					

The copyright of this document is owned by MaterialLab Consultants Ltd. It may not be reproduced except with prior written approval from the Company.

MATERIALAB CONSULTANTS LIMITED
Fugro Development Centre,
5 Lok Yi Street,
17 M.S. Castle Peak Road,
Tai Lam, Tuen Mun, N.T., Hong Kong.
Tel : (852)-24508238
Fax : (852)-24508032
Email : mcl@fugro.com.hk

MaterialLab

Remarks: (tick / fill in as appropriate)	Repeat in-situ measurement was done. Mid-Flood: DO (S&M): 5.19 TIN: 0.53 DO (B): 5.10 Turbidity: ____ Mid-Ebb: DO (S&M): 5.21 TIN: 0.51 DO (B): 5.18 Turbidity: ____ ☑ Dredging works conducted at Portion A / / of the Project. According to Contractor, dredged rate was 2692 / / m^3/day at Portion A / / respectively. (In-situ) ☑ No exceedance is recorded for turbidity. Exceedance of DO and TIN is considered not related to project or leakage incident. No TIN exceedance was found in laboratory result (Mid-Flood: 0.26 and Mid-Ebb: 0.29).

Prepared by: Cyrus Lai
Signature:
Date (dd/mm/yyyy): 04/11/2014

Certified by : Colin Yung
Designation : Environmental Team Leader
Signature :
Date(dd/mm/yy): 04/11/2014

Notes:
- Abbreviation:
AL – Action Level
DO (B) – Dissolved Oxygen (Bottom)
DO (S&M) – Dissolved Oxygen (Surface & Middle)
LL – Limit Level
ME – Mid Ebb
MF – Mid Flood
NH3-N (In-situ) – Ammoniacal Nitrogen (In-situ results)
NH3-N (Lab) – Ammoniacal Nitrogen (Laboratory results)
TIN (In-situ) – Total Inorganic Nitrogen (In-situ results)
TIN (Lab) – Total Inorganic Nitrogen (Laboratory results)
TSS – Total Suspended Solids
- Wet Season: April to October; Dry Season: November to March

The copyright of this document is owned by MaterialLab Consultants Ltd. It may not be reproduced except with prior written approval from the Company.

MATERIALAB CONSULTANTS LIMITED
Fugro Development Centre,
5 Lok Yi Street,
17 M.S. Castle Peak Road,
Tai Lam, Tuen Mun, N.T., Hong Kong.
Tel : (852)-24508238
Fax : (852)-24508032
Email : mcl@fugro.com.hk

MaterialLab

Interim Notification of Environmental Quality Limits Exceedances
Impact Water Quality Monitoring

Incident Report on Action Level or Limit Level Non-compliance

Reference No.:	20141014 /IM/SR6
Project:	CV/2013/04 - Providing Sufficient Water Depth for Kwai Tsing Container Basin and its Approach Channel
Date:	14/10/2014
Time: (hh:mm)	Mid-Flood: 10:36 Mid-Ebb: 17:48
Monitoring Location:	SR6 – Kau Yi Chau, Corals
Action Level / Limit Level:	DO (S&M): 6.11/6.02 mg/L; Turbidity: 2.9/4.8 NTU; DO (B): 6.11/6.04 mg/L; _____ : _____ / _____ mg/L _____ : _____ / _____ mg/L _____ : _____ / _____ mg/L

Measured Level of exceeded parameters (tick / fill in / circle as appropriate)	Mid-Flood:		Mid-Ebb:	
	DO (S&M): 5.45 AL / (LL)	DO (B): 5.26 AL / (LL)	DO (S&M): 5.32 AL / (LL)	DO (B): 5.19 AL / (LL)
	Turbidity: 4.7 (AL) / LL	_____ : _____ AL / LL	Turbidity: 3.9 (AL) / LL	_____ : _____ AL / LL
	_____ : _____ AL / LL	_____ : _____ AL / LL	_____ : _____ AL / LL	_____ : _____ AL / LL

Action taken / to be taken: (tick / fill in as appropriate)

Inspection:
- ☑ Silt curtain in proper condition
- ☑ Dredging rate within accepted rate
- ☑ Monitoring equipment is checked and confirmed without problem.
- ☐ Others: _____

Possible reason for Action or Limit Level Non-compliance: (tick / fill in as appropriate)

	DO(S&M)	DO(B)	Turbidity		
☑ Change of ambient condition or influence in the vicinity, not Project related	✓	✓	✓		
Findings / Evidences					
☐ Station at Upstream Location at ME					
☑ Upstream Control Station ( ) exceeded AL/LL	MF:5.30mg/L(C2) ME:5.37mg/L(C1)	MF:5.13mg/L(C2) ME:5.15mg/L(C1)	MF:5.4NTU(C2) ME:3.5NTU(C1)		
☐ No increasing / decreasing (for DO) trend across the Project at MF	Upstream: _____ ( )mg/L Downstream: _____ ( )mg/L	Upstream: _____ ( )mg/L Downstream: Words ( )mg/L	Upstream: _____ ( )NTU Downstream: _____ ( )NTU		
☐ No Dredging Works carried out.					
☐ Others					

The copyright of this document is owned by MaterialLab Consultants Ltd. It may not be reproduced except with prior written approval from the Company.

MATERIALAB CONSULTANTS LIMITED
Fugro Development Centre,
5 Lok Yi Street,
17 M.S. Castle Peak Road,
Tai Lam, Tuen Mun, N.T., Hong Kong.
Tel : (852)-24508238
Fax : (852)-24508032
Email : mcl@fugro.com.hk

MaterialLab

Remarks: (tick / fill in as appropriate)	Repeat In-situ measurement was done. Mid-Flood: DO (S&M): 5.45 DO (B): 5.27 Turbidity: 4.7 Mid-Ebb: DO (S&M): 5.33 DO (B): 5.19 Turbidity: 4.0 ☑ Dredging works conducted at Portion A / / of the Project. According to Contractor, dredged rate was 2692 / / m^3/day at Portion A / / respectively. (in-situ) ☑ Exceedance of DO and turbidity is considered not related to project or leakage incident.

Prepared by: Cyrus Lo

Signature:

Date (dd/mm/yyyy): 24/10/2014

Certified by : Colin Yung

Designation : Environmental Team Leader

Signature :

Date(dd/mm/yy): 24/10/2014

Notes:
- Abbreviation:
AL – Action Level
DO (B) – Dissolved Oxygen (Bottom)
DO (S&M) – Dissolved Oxygen (Surface & Middle)
LL – Limit Level
ME – Mid Ebb
MF – Mid Flood
NH3-N (In-situ) – Ammoniacal Nitrogen (In-situ results)
NH3-N (Lab) – Ammoniacal Nitrogen (Laboratory results)
TIN (In-situ) – Total Inorganic Nitrogen (In-situ results)
TIN (Lab) – Total Inorganic Nitrogen (Laboratory results)
TSS – Total Suspended Solids
- Wet Season: April to October; Dry Season: November to March

The copyright of this document is owned by MaterialLab Consultants Ltd. It may not be reproduced except with prior written approval from the Company.

MATERIALAB CONSULTANTS LIMITED
Fugro Development Centre,
5 Lok Yi Street,
17 M.S. Castle Peak Road,
Tai Lam, Tuen Mun, N.T., Hong Kong.
Tel : (852)-24508238
Fax : (852)-24508032
Email : mcl@fugro.com.hk

MaterialLab

Interim Notification of Environmental Quality Limits Exceedances
Impact Water Quality Monitoring

Incident Report on Action Level or Limit Level Non-compliance

Reference No.:	20141014 /IM/SR7							
Project:	CV/2013/04 - Providing Sufficient Water Depth for Kwai Tsing Container Basin and its Approach Channel							
Date:	14/10/2014							
Time: (hh:mm)	Mid-Flood: 10:30 Mid-Ebb: 17:50							
Monitoring Location:	SR7 – Green Island, Corals							
Action Level / Limit Level:	DO (S&M): 6.11/6.02 mg/L; Turbidity: 2.9/4.8 NTU; DO (B): 6.11/6.04 mg/L; _____: ____/____mg/L _____: ____/____mg/L							
Measured Level of exceeded parameters: (tick / fill in / circle as appropriate)	Mid-Flood:				Mid-Ebb:			
	DO (S&M): 5.12 AL / (LL)	DO (B): 5.12 AL / (LL)			DO (S&M): 5.12 AL / (LL)	DO (B): 5.10 AL / (LL)		
	Turbidity: ____AL / LL	____: ____AL / LL			Turbidity: ____AL / LL	____: ____AL / LL		
	____: ____AL / LL	Words : ____AL / LL			____: ____AL / LL	____: ____AL / LL		
Action taken / to be taken: (tick / fill in as appropriate)	Inspection: ☑ Silt curtain in proper condition ☑ Dredging rate within accepted rate ☑ Monitoring equipment is checked and confirmed without problem. ☐ Others: _____							
Possible reason for Action or Limit Level Non-compliance: (tick / fill in as appropriate)		DO(S&M)	DO(B)	Turbidity				
	☑ Change of ambient condition or influence in the vicinity, not Project related	✓	✓					
		Findings / Evidences						
	☑ Station at Upstream Location at MF	✓	✓					
	☑ Upstream Control Station ( ) exceeded AL/LL	MF:5.30mg/L(C2) ME:5.37mg/L(C1)	MF:5.13mg/L(C2) ME:5.15mg/L(C1)					
	☐ No increasing / decreasing (for DO) trend across the Project at ME	Upstream: ____( )mg/L Downstream: ____( )mg/L	Upstream: ____( )mg/L Downstream: ____( )mg/L	Upstream: ____( )NTU Downstream: ____( )NTU				
	☐ No Dredging Works carried out.							
	☐ Others							

The copyright of this document is owned by MaterialLab Consultants Ltd. It may not be reproduced except with prior written approval from the Company.

MATERIALAB CONSULTANTS LIMITED
Fugro Development Centre,
5 Lok Yi Street,
17 M.S. Castle Peak Road,
Tai Lam, Tuen Mun, N.T., Hong Kong.
Tel : (852)-24508238
Fax : (852)-24508032
Email : mcl@fugro.com.hk

MaterialLab

Remarks: (tick / fill in as appropriate)	Repeat In-situ measurement was done. Mid-Flood: DO (S&M): 5.11 : ____ DO (B): 5.12 : ____ Turbidity: ____ : ____ Mid-Ebb: DO (S&M): 5.13 : ____ DO (B): 5.10 : ____ Turbidity: ____ : ____ ☑ Dredging works conducted at Portion A / ___ / ___ of the Project. According to Contractor, dredged rate was 2692 / ___ / ___ m^3/day at Portion A / ___ / ___ respectively. (in-situ) ☑ No exceedance is recorded for turbidity. Exceedance of DO is considered not related to project or leakage incident.

Prepared by: Cyrus Lai

Signature:

Date (dd/mm/yyyy): 24 / 10 / 2014

Certified by : Colin Yung

Designation : Environmental Team Leader

Signature :

Date(dd/mm/yy): 24 / 10 / 2014

Notes:
- Abbreviation:
AL – Action Level
DO (B) – Dissolved Oxygen (Bottom)
DO (S&M) – Dissolved Oxygen (Surface & Middle)
LL – Limit Level
ME – Mid Ebb
MF – Mid Flood
NH3-N (In-situ) – Ammoniacal Nitrogen (In-situ results)
NH3-N (Lab) – Ammoniacal Nitrogen (Laboratory results)
TIN (In-situ) – Total Inorganic Nitrogen (In-situ results)
TIN (Lab) – Total Inorganic Nitrogen (Laboratory results)
TSS – Total Suspended Solids
- Wet Season: April to October; Dry Season: November to March

The copyright of this document is owned by MateriaLab Consultants Ltd. It may not be reproduced except with prior written approval from the Company.

MATERIALAB CONSULTANTS LIMITED
Fugro Development Centre,
5 Lok Yi Street,
17 M.S. Castle Peak Road,
Tai Lam, Tuen Mun, N.T., Hong Kong.
Tel : (852)-24508238
Fax : (852)-24508032
Email : mcl@fugro.com.hk

MateriaLab

Interim Notification of Environmental Quality Limits Exceedances
Impact Water Quality Monitoring

Incident Report on Action Level or Limit Level Non-compliance

Reference No.:	20141014 /IM/SR8
Project:	CV/2013/04 - Providing Sufficient Water Depth for Kwai Tsing Container Basin and its Approach Channel
Date:	14/10/2014
Time: (hh:mm)	Mid-Flood: 12:22 Mid-Ebb: 16:18
Monitoring Location:	SR8 – Shek Kok Tsui, Corals
Action Level / Limit Level:	DO (S&M): 6.11/6.02 mg/L; Turbidity: 2.9/4.8 NTU; DO (B): 6.11/6.04 mg/L; ____ : ____/____ mg/L ____ : ____/____ mg/L ____ : ____/____ mg/L

Measured Level of exceeded parameters (tick / fill in / circle as appropriate)	Mid-Flood:		Mid-Ebb:	
	DO (S&M): 5.97 AL / LL	DO (B): 5.91 AL / LL	DO (S&M): 5.90 AL / LL	DO (B): 5.71 AL / LL
	Turbidity: 3.7 AL / LL	____ : ____ AL / LL	Turbidity: 5.2 AL / LL	____ : ____ AL / LL
	____ : ____ AL / LL	____ : ____ AL / LL	____ : ____ AL / LL	____ : ____ AL / LL

Action taken / to be taken: (tick / fill in as appropriate)

Inspection:
- ☑ Silt curtain in proper condition
- ☑ Dredging rate within accepted rate
- ☑ Monitoring equipment is checked and confirmed without problem.
- ☐ Others: ____

Possible reason for Action or Limit Level Non-compliance: (tick / fill in as appropriate)

	DO(S&M)	DO(B)	Turbidity		
☑ Change of ambient condition or influence in the vicinity, not Project related	✓	✓	✓		
Findings / Evidences					
☑ Station at Upstream Location at MF	✓	✓	✓		
☑ Upstream Control Station ( ) exceeded AL/LL	MF:5.30mg/L(C2) ME:5.37mg/L(C1)	MF:5.13mg/L(C2) ME:5.15mg/L(C1)	MF:5.4NTU(C2) ME:3.5NTU(C1)		
☐ No increasing / decreasing (for DO) trend across the Project at ME	Upstream: ____ ( )mg/L Downstream: ____ ( )mg/L	Upstream: ____ ( )mg/L Downstream: ____ ( )mg/L	Upstream: ____ ( )NTU Downstream: ____ ( )NTU		
☐ No Dredging Works carried out.					
☐ Others					

The copyright of this document is owned by MateriaLab Consultants Ltd. It may not be reproduced except with prior written approval from the Company.

MATERIALAB CONSULTANTS LIMITED
Fugro Development Centre,
5 Lok Yi Street,
17 M.S. Castle Peak Road,
Tai Lam, Tuen Mun, N.T., Hong Kong.
Tel : (852)-24508238
Fax : (852)-24508032
Email : mcl@fugro.com.hk

MaterialLab

Remarks: (tick / fill in as appropriate)	Repeat In-situ measurement was done. Mid-Flood: DO (S&M): 5.97 DO (B): 5.90 Turbidity: 3.8 Mid-Ebb: DO (S&M): 5.91 DO (B): 5.71 Turbidity: 5.2 ☑ Dredging works conducted at Portion A / / of the Project. According to Contractor, dredged rate was 2692 / / m^3/day at Portion A / / respectively. (in-situ) ☑ Exceedance of DO and turbidity is considered not related to project or leakage incident.

Prepared by: Cyrus Lai
Signature:
Date (dd/mm/yyyy): 24/10/2014

Certified by : Colin Yung
Designation : Environmental Team Leader
Signature : C
Date(dd/mm/yy): 24/10/2014

Notes:
- Abbreviation:
AL – Action Level
DO (B) – Dissolved Oxygen (Bottom)
DO (S&M) – Dissolved Oxygen (Surface & Middle)
LL – Limit Level
ME – Mid Ebb
MF – Mid Flood
NH3-N (In-situ) – Ammoniacal Nitrogen (In-situ results)
NH3-N (Lab) – Ammoniacal Nitrogen (Laboratory results)
TIN (In-situ) – Total Inorganic Nitrogen (In-situ results)
TIN (Lab) – Total Inorganic Nitrogen (Laboratory results)
TSS – Total Suspended Solids
- Wet Season: April to October; Dry Season: November to March

The copyright of this document is owned by MaterialLab Consultants Ltd. It may not be reproduced except with prior written approval from the Company.

MATERIALAB CONSULTANTS LIMITED
Fugro Development Centre,
5 Lok Yi Street,
17 M.S. Castle Peak Road,
Tai Lam, Tuen Mun, N.T., Hong Kong.
Tel : (852)-24508238
Fax : (852)-24508032
Email : mcl@fugro.com.hk

MaterialLab

Interim Notification of Environmental Quality Limits Exceedances
Impact Water Quality Monitoring

Incident Report on Action Level or Limit Level Non-compliance

Reference No.:	20141014 /IM/SR9 C
Project:	CV/2013/04 - Providing Sufficient Water Depth for Kwai Tsing Container Basin and its Approach Channel
Date:	14/10/2014
Time: (hh:mm)	Mid-Flood: 11:26 Mid-Ebb: 16:59
Monitoring Location:	SR9 – Cheung Sha Wan FCZ
Action Level / Limit Level:	DO (S&M): 6.11/6.02 mg/L; TIN 0.37/0.49(wet season) or 0.22/0.29(dry season)mg/L DO (B): 6.11/6.04 mg/L; Turbidity: 2.9/4.8 NTU; TSS: 9 / 18 mg/L ____ : ____ / ____ mg/L

Measured Level of exceeded parameters: (tick / fill in / circle as appropriate)	Mid-Flood:				Mid-Ebb:			
	DO (S&M):	5.92 AL / (LL)	DO (B):	5.61 AL / (LL)	DO (S&M):	5.88 AL / (LL)	DO (B):	5.36 AL / (LL)
	Turbidity:	6.1 AL / (LL)	TIN(In-situ):	____ AL / LL	Turbidity:	5.9 AL / (LL)	TIN(In-situ):	____ AL / LL
	TIN(Lab):	____ AL / LL	____ :	____ AL / LL	TIN(Lab):	____ AL / LL	TSS :	10 (AL) / LL

Action taken / to be taken: (tick / fill in as appropriate)

Inspection:
- ☑ Silt curtain in proper condition
- ☑ Dredging rate within accepted rate
- ☑ Monitoring equipment is checked and confirmed without problem.
- ☐ Others: ____

Possible reason for Action or Limit Level Non-compliance: (tick / fill in as appropriate)

	DO(S&M)	DO(B)	Turbidity	TIN	TSS
☑ Change of ambient condition or influence in the vicinity, not Project related	✓	✓	✓		✓
Findings / Evidences					
☑ Station at Upstream Location at MF	✓	✓	✓		
☑ Upstream Control Station ( ) exceeded AL/LL	MF:5.30mg/L(C2) ME:5.37mg/L(C1)	MF:5.13mg/L(C2) ME:5.15mg/L(C1)	MF:5.4NTU(C2) ME:3.5NTU(C1)		
☐ No increasing / decreasing (for DO) trend across the Project at ME	Upstream: ____ ( )mg/L Downstream: ____ ( )mg/L	Upstream: ____ ( )mg/L Downstream: ____ ( )mg/L	Upstream: ____ ( )NTU Downstream: ____ ( )NTU	Upstream: ____ ( )mg/L Downstream: ____ ( )mg/L	Upstream: 8 mg/L (G1) Downstream: 7 mg/L (G6)
☐ No Dredging Works carried out.					
☐ Others					

The copyright of this document is owned by MaterialLab Consultants Ltd. It may not be reproduced except with prior written approval from the Company.

MATERIALAB CONSULTANTS LIMITED
Fugro Development Centre,
5 Lok Yi Street,
17 M.S. Castle Peak Road,
Tai Lam, Tuen Mun, N.T., Hong Kong.
Tel : (852)-24508238
Fax : (852)-24508032
Email : mcl@fugro.com.hk

MaterialLab

Remarks: (tick / fill in as appropriate)	Repeat in-situ measurement was done. Mid-Flood: DO (S&M): 5.91 DO (B): 5.61 Turbidity: 6.1 TIN: ; ; Mid-Ebb: DO (S&M): 5.88 DO (B): 5.35 Turbidity: 6.0 TIN: ; ; ☑ Dredging works conducted at Portion A / / of the Project. According to Contractor, dredged rate was 2692 / / m^3/day at Portion A / / respectively. (in-situ) ☑ No exceedance is recorded for TIN. Exceedance of DO and turbidity is considered not related to project or leakage incident.

Prepared by: Cyrus Lai
Signature:
Date (dd/mm/yyyy): 04 / 11 / 2014

Certified by : Colin Yung
Designation : Environmental Team Leader
Signature :
Date(dd/mm/yy): 04 / 11 / 2014

Notes:
- Abbreviation:
AL – Action Level
DO (B) – Dissolved Oxygen (Bottom)
DO (S&M) – Dissolved Oxygen (Surface & Middle)
LL – Limit Level
ME – Mid Ebb
MF – Mid Flood
NH3-N (In-situ) – Ammoniacal Nitrogen (In-situ results)
NH3-N (Lab) – Ammoniacal Nitrogen (Laboratory results)
TIN (In-situ) – Total Inorganic Nitrogen (In-situ results)
TIN (Lab) – Total Inorganic Nitrogen (Laboratory results)
TSS – Total Suspended Solids
- Wet Season: April to October; Dry Season: November to March

The copyright of this document is owned by MaterialLab Consultants Ltd. It may not be reproduced except with prior written approval from the Company.

MATERIALAB CONSULTANTS LIMITED
Fugro Development Centre,
5 Lok Yi Street,
17 M.S. Castle Peak Road,
Tai Lam, Tuen Mun, N.T., Hong Kong.
Tel : (852)-24508238
Fax : (852)-24508032
Email : mcl@fugro.com.hk

Interim Notification of Environmental Quality Limits Exceedances
Impact Water Quality Monitoring

Incident Report on Action Level or Limit Level Non-compliance

Reference No.:	20141014 /IM/SR10b
Project:	CV/2013/04 - Providing Sufficient Water Depth for Kwai Tsing Container Basin and its Approach Channel
Date:	14/10/2014
Time: (hh:mm)	Mid-Flood: 13:09 Mid-Ebb: 15:41
Monitoring Location:	SR10 – Lo Tik Wan FCZ
Action Level / Limit Level:	DO (S&M): 6.11/6.02 mg/L; TIN: 0.37/0.49(wet season) or 0.22/0.29(dry season)mg/L DO (B): 6.11/6.04 mg/L; Turbidity: 2.9/4.8 NTU; ____ : ____ / ____ mg/L Words : ____ / ____ mg/L

Measured Level of exceeded parameters: (tick / fill in / circle as appropriate)	Mid-Flood:				Mid-Ebb:			
	DO (S&M):	5.90 AL / (LL)	DO (B):	5.88 AL / (LL)	DO (S&M):	5.97 AL / (LL)	DO (B):	5.82 AL / (LL)
	Turbidity:	4.7 (AL) / LL	TIN(In-situ):	0.4 (AL) / LL	Turbidity:	6.6 (AL) / LL	TIN(In-situ):	____ AL / LL
	TIN(Lab):	____ AL / LL	____ :	____ AL / LL	TIN(Lab):	____ AL / LL	____ :	____ AL / LL

Action taken / to be taken: (tick / fill in as appropriate)

Inspection:
- ☑ Silt curtain in proper condition
- ☑ Dredging rate within accepted rate
- ☑ Monitoring equipment is checked and confirmed without problem.
- ☐ Others: ____

Possible reason for Action or Limit Level Non-compliance: (tick / fill in as appropriate)

	DO(S&M)	DO(B)	Turbidity	TIN	
☑ Change of ambient condition or influence in the vicinity, not Project related	✓	✓	✓	✓	
Findings / Evidences					
☑ Station at Upstream Location at MF	✓	✓	✓	✓	
☑ Upstream Control Station ( ) exceeded AL/LL	MF:5.30mg/L(C2) ME:5.37mg/L(C1)	MF:5.13mg/L(C2) ME:5.15mg/L(C1)	MF:5.4NTU(C2) ME:3.5NTU(C1)	MF: 0.51mg/L(G6)	
☐ No increasing / decreasing (for DO) trend across the Project at ME	Upstream: ____ ( )mg/L Downstream: ____ ( )mg/L	Upstream: ____ ( )mg/L Downstream: ____ ( )mg/L	Upstream: ____ ( )NTU Downstream: ____ ( )NTU	Upstream: ____ ( )mg/L Downstream: ____ ( )mg/L	
☐ No Dredging Works carried out.					
☐ Others					

The copyright of this document is owned by MaterialLab Consultants Ltd. It may not be reproduced except with prior written approval from the Company.

MATERIALAB CONSULTANTS LIMITED
Fugro Development Centre,
5 Lok Yi Street,
17 M.S. Castle Peak Road,
Tai Lam, Tuen Mun, N.T., Hong Kong.
Tel : (852)-24508238
Fax : (852)-24508032
Email : mcl@fugro.com.hk

MaterialLab

Remarks: (tick / fill in as appropriate)	Repeat in-situ measurement was done. Mid-Flood: DO (S&M): 5.91 DO (B): 5.88 Turbidity: 4.8 TIN: 0.4 : : : Mid-Ebb: DO (S&M): 5.97 DO (B): 5.82 Turbidity: 6.6 TIN: : : : ☑ Dredging works conducted at Portion A / / of the Project. According to Contractor, dredged rate was 2692 / / m^3/day at Portion A / / respectively. (in-situ) ☑ Exceedance of DO, turbidity and TIN is considered not related to project or leakage incident. No TIN exceedance was found at Mid-Flood in laboratory result (0.08).

Prepared by: Agnes Lai
Signature:
Date (dd/mm/yyyy): 04 / 11 / 2014

Certified by : Colin Yung
Designation : Environmental Team Leader
Signature :
Date(dd/mm/yy): 04 / 11 / 2014

Notes:
- Abbreviation:
AL – Action Level
DO (B) – Dissolved Oxygen (Bottom)
DO (S&M) – Dissolved Oxygen (Surface & Middle)
LL – Limit Level
ME – Mid Ebb
MF – Mid Flood
NH3-N (In-situ) – Ammoniacal Nitrogen (In-situ results)
NH3-N (Lab) – Ammoniacal Nitrogen (Laboratory results)
TIN (In-situ) – Total Inorganic Nitrogen (In-situ results)
TIN (Lab) – Total Inorganic Nitrogen (Laboratory results)
TSS – Total Suspended Solids
- Wet Season: April to October; Dry Season: November to March

The copyright of this document is owned by MaterialLab Consultants Ltd. It may not be reproduced except with prior written approval from the Company.

MATERIALAB CONSULTANTS LIMITED
Fugro Development Centre,
5 Lok Yi Street,
17 M.S. Castle Peak Road,
Tai Lam, Tuen Mun, N.T., Hong Kong.
Tel : (852)-24508238
Fax : (852)-24508032
Email : mcl@fugro.com.hk

MaterialLab

Interim Notification of Environmental Quality Limits Exceedances
Impact Water Quality Monitoring

Incident Report on Action Level or Limit Level Non-compliance

Reference No.:	20141014 /IM/SR11
Project:	CV/2013/04 - Providing Sufficient Water Depth for Kwai Tsing Container Basin and its Approach Channel
Date:	14/10/2014
Time: (hh:mm)	Mid-Flood: 14:05 Mid-Ebb: 15:05
Monitoring Location:	SR11 – Sok Kwu Wan FCZ
Action Level / Limit Level:	DO (S&M): 6.11/6.02 mg/L; TIN: 0.37/0.49(wet season) or 0.22/0.29(dry season)mg/L DO (B): 6.11/6.04 mg/L; Turbidity: 2.9/4.8 NTU; ____ : ____ / ____ mg/L Words ____ : ____ / ____ mg/L

Measured Level of exceeded parameters (tick / fill in / circle as appropriate)	Mid-Flood:		Mid-Ebb:	
	DO (S&M): ____ AL / LL	DO (B): 5.78 AL / (LL)	DO (S&M): 5.58 AL / (LL)	DO (B): 5.27 AL / (LL)
	Turbidity: ____ AL / LL	TIN(In-situ): ____ AL / LL	Turbidity: ____ AL / LL	TIN(In-situ): ____ AL / LL
	TIN(Lab): ____ AL / LL	____ : ____ AL / LL	TIN(Lab): ____ AL / LL	____ : ____ AL / LL

Action taken / to be taken: (tick / fill in as appropriate)

Inspection:
- ☑ Silt curtain in proper condition
- ☑ Dredging rate within accepted rate
- ☑ Monitoring equipment is checked and confirmed without problem.
- ☐ Others: _____

Possible reason for Action or Limit Level Non-compliance: (tick / fill in as appropriate)

	DO(S&M)	DO(B)	Turbidity	TIN	
☑ Change of ambient condition or influence in the vicinity, not Project related	✓	✓			
Findings / Evidences					
☑ Station at Upstream Location at MF		✓			
☑ Upstream Control Station ( ) exceeded AL/LL	ME:5.37mg/L(C1)	MF:5.13mg/L(C2) ME:5.15mg/L(C1)			
☐ No increasing / decreasing (for DO) trend across the Project at ME	Upstream: ____ ( )mg/L Downstream: ____ ( )mg/L	Upstream: ____ ( )mg/L Downstream: ____ ( )mg/L	Upstream: ____ ( )NTU Downstream: ____ ( )NTU	Upstream: ____ ( )mg/L Downstream: ____ ( )mg/L	
☐ No Dredging Works carried out.					
☐ Others					

The copyright of this document is owned by MaterialLab Consultants Ltd. It may not be reproduced except with prior written approval from the Company.

MATERIALAB CONSULTANTS LIMITED
Fugro Development Centre,
5 Lok Yi Street,
17 M.S. Castle Peak Road,
Tai Lam, Tuen Mun, N.T., Hong Kong.
Tel : (852)-24508238
Fax : (852)-24508032
Email : mcl@fugro.com.hk

MaterialLab

Remarks: (tick / fill in as appropriate)	Repeat In-situ measurement was done. Mid-Flood: DO (S&M): _____ DO (B): 5.78 Turbidity: _____ TIN: _____ : _____ : _____ : _____ Mid-Ebb: DO (S&M): 5.58 DO (B): 5.28 Turbidity: _____ TIN: _____ : _____ : _____ : _____ ☑ Dredging works conducted at Portion ___/___/___ of the Project. According to Contractor, dredged rate was 2692 /___/___/___ m^3/day at Portion A /___/___ respectively. (in-situ) ☑ No exceedance is recorded for turbidity and TIN. Exceedance of DO is considered not related to project or leakage incident.

Prepared by: Cyrus Lo

Signature:

Date (dd/mm/yyyy): 24/10/2014

Certified by : Colin Yung

Designation : Environmental Team Leader

Signature :

Date(dd/mm/yy): 24/10/2014

Notes:
- Abbreviation:
AL – Action Level
DO (B) – Dissolved Oxygen (Bottom)
DO (S&M) – Dissolved Oxygen (Surface & Middle)
LL – Limit Level
ME – Mid Ebb
MF – Mid Flood
NH3-N (In-situ) – Ammoniacal Nitrogen (In-situ results)
NH3-N (Lab) – Ammoniacal Nitrogen (Laboratory results)
TIN (In-situ) – Total Inorganic Nitrogen (In-situ results)
TIN (Lab) – Total Inorganic Nitrogen (Laboratory results)
TSS – Total Suspended Solids
- Wet Season: April to October; Dry Season: November to March

The copyright of this document is owned by MateriaLab Consultants Ltd. It may not be reproduced except with prior written approval from the Company.

MATERIALAB CONSULTANTS LIMITED
Fugro Development Centre,
5 Lok Yi Street,
17 M.S. Castle Peak Road,
Tai Lam, Tuen Mun, N.T., Hong Kong.
Tel : (852)-24508238
Fax : (852)-24508032
Email : mcl@fugro.com.hk

MaterialLab

Interim Notification of Environmental Quality Limits Exceedances
Impact Water Quality Monitoring

Incident Report on Action Level or Limit Level Non-compliance

Reference No.:	2014 10 14 /IM/SR12
Project:	CV/2013/04 - Providing Sufficient Water Depth for Kwai Tsing Container Basin and its Approach Channel
Date:	14 / 10 /2014
Time: (hh:mm)	Mid-Flood: 11:35 Mid-Ebb: 16:45
Monitoring Location:	SR12 – Tsing Yi, WSD Flushing Water Intake
Action Level / Limit Level:	DO (S&M): 2/2 mg/L; NH3-N: <1/<1 mg/L ; DO (B): 2/2 mg/L; Turbidity: <10/<10 NTU; Total Suspended Solids : <10/<10 mg/L _____ : _____/_____mg/L

Measured Level of exceeded parameters: (tick / fill in / circle as appropriate)	Mid-Food:				Mid-Ebb:			
	DO (S&M): _____AL / LL	DO (B): _____AL / LL	DO (S&M): _____AL / LL	DO (B): _____AL / LL
	Turbidity: _____AL / LL	NH3-N(In-situ): _____AL / LL	Turbidity: _____AL / LL	NH3-N(In-situ): _____AL / LL
	NH3-N(Lab): _____AL / LL	_____ : _____AL / LL	NH3-N(Lab): _____AL / LL	TSS : 10 AL / LL

Action taken / to be taken: (tick / fill in as appropriate)

Inspection:
- ☑ Silt curtain in proper condition
- ☑ Dredging rate within accepted rate
- ☑ Monitoring equipment is checked and confirmed without problem.
- ☐ Others: _____

Possible reason for Action or Limit Level Non-compliance: (tick / fill in as appropriate)

	DO(S&M)	DO(B)	Turbidity	NH3-N	TSS
☑ Change of ambient condition or influence in the vicinity, not Project related					✓
Findings / Evidences					
☑ Station at Upstream Location at ME					✓
☐ Upstream Control Station ( ) exceeded AL/LL					
☐ No increasing / decreasing (for DO) trend across the Project at MF	Upstream: _____( )mg/L Downstream: _____( )mg/L	Upstream: _____( )mg/L Downstream: _____( )mg/L	Upstream: _____( )NTU Downstream: _____( )NTU	Upstream: _____( )mg/L Downstream: _____( )mg/L	
☐ No Dredging Works carried out.					
☐ Others					

The copyright of this document is owned by MaterialLab Consultants Ltd. It may not be reproduced except with prior written approval from the Company.

MATERIALAB CONSULTANTS LIMITED
Fugro Development Centre,
5 Lok Yi Street,
17 M.S. Castle Peak Road,
Tai Lam, Tuen Mun, N.T., Hong Kong.
Tel : (852)-24508236
Fax : (852)-24508032
Email : mcl@fugro.com.hk

MaterialLab

Remarks: (tick / fill in as appropriate)	Repeat In-situ measurement was done. Mid-Flood: DO (S&M): ____ DO (B): ____ Turbidity: ____ NH3-N: ____ : ____ : ____ Mid-Ebb: DO (S&M): ____ DO (B): ____ Turbidity: ____ NH3-N: ____ : ____ : ____ ☑ Dredging works conducted at Portion A / / of the Project. According to Contractor, dredged rate was 2692 / / m^3/day at Portion A / / respectively. ☑ No exceedance is recorded for DO, turbidity and NH_3-N. Exceedance of TSS is considered not related to project or leakage incident

Prepared by: Cyrus Lai

Signature:

Date (dd/mm/yyyy): 04 / 11 / 2014

Certified by: Colin Yung
Designation: Environmental Team Leader

Signature:

Notes;
- Abbreviation:
AL - Action Level
DO (B) - Dissolved Oxygen (Bottom)
DO (S&M) - Dissolved Oxygen (Surface & Middle)
LL - Limit Level
ME - Mid Ebb
MF - Mid Flood
NH3-N (In-situ) - Ammoniacal Nitrogen (In-situ results)
NH3-N (Lab) - Ammoniacal Nitrogen (Laboratory results)
TIN (In-situ) - Total Inorganic Nitrogen (In-situ results)
TIN (Lab) - Total Inorganic Nirogen (Laboratory results)
TSS - Total Suspended Solids
- Wet Season: April to October; Dry Season: November to March

The copyright of this document is owned by MaterialLab Consultants Ltd. It may not be reproduced except with prior written approval from the Company.

MATERIALAB CONSULTANTS LIMITED
Fugro Development Centre,
5 Lok Yi Street,
17 M.S. Castle Peak Road,
Tai Lam, Tuen Mun, N.T., Hong Kong.
Tel : (852)-24508238
Fax : (852)-24508032
Email : mcl@fugro.com.hk

MaterialLab

Interim Notification of Environmental Quality Limits Exceedances
Impact Water Quality Monitoring

Incident Report on Action Level or Limit Level Non-compliance

Reference No.:	20141014 /IM/SR13							
Project:	CV/2013/04 - Providing Sufficient Water Depth for Kwai Tsing Container Basin and its Approach Channel							
Date:	14/10/2014							
Time: (hh:mm)	Mid-Flood: 11:25		Mid-Ebb: 16:55					
Monitoring Location:	SR13 – EMSD Cooling Water Intake for Kwai Chung Hospital							
Action Level / Limit Level:	DO (S&M): 5.31/5.22 mg/L; DO (B): 5.29/5.12 mg/L; _____ : ____ / ____ mg/L				Turbidity: 13.1/15.7 NTU; _____ : ____ / ____ mg/L _____ : ____ / ____ mg/L			
Measured Level of exceeded parameters (tick / fill in / circle as appropriate)	Mid-Flood:				Mid-Ebb:			
	DO (S&M): 4.76 AL / (LL)	DO (B): 4.71 AL / (LL)			DO (S&M): 4.91 AL / (LL)	DO (B): 4.65 AL (LL)		
	Turbidity: ____ AL / LL	____ : ____ AL / LL			Turbidity: ____ AL / LL	____ : ____ AL / LL		
	____ : ____ AL / LL	____ : ____ AL / LL			____ : ____ AL / LL	____ : ____ AL / LL		
Action taken / to be taken: (tick / fill in as appropriate)	Inspection: ☑ Silt curtain in proper condition ☑ Dredging rate within accepted rate ☑ Monitoring equipment is checked and confirmed without problem. ☐ Others: _____							
Possible reason for Action or Limit Level Non-compliance: (tick / fill in as appropriate)		DO(S&M)	DO(B)	Turbidity				
	☑ Change of ambient condition or influence in the vicinity, not Project related	✓	✓					
		Findings / Evidences						
	☑ Station at Upstream Location at ME	✓	✓					
	☑ Upstream Control Station ( ) exceeded AL/LL	MF:5.30mg/L(C2)	MF:5.13mg/L(C2) ME:5.15mg/L(C1)					
	☐ No increasing / decreasing (for DO) trend across the Project at MF	Upstream: ____ ( )mg/L Downstream: ____ ( )mg/L	Upstream: ____ ( )mg/L Downstream: ____ ( )mg/L	Upstream: ____ ( )NTU Downstream: ____ ( )NTU				
	☐ No Dredging Works carried out.							
	☐ Others							

The copyright of this document is owned by MaterialLab Consultants Ltd. It may not be reproduced except with prior written approval from the Company.

MATERIALAB CONSULTANTS LIMITED
Fugro Development Centre,
5 Lok Yi Street,
17 M.S. Castle Peak Road,
Tai Lam, Tuen Mun, N.T., Hong Kong.
Tel : (852)-24508238
Fax : (852)-24508032
Email : mcl@fugro.com.hk

MaterialLab

Remarks: (tick / fill in as appropriate)	Repeat In-situ measurement was done. Mid-Flood: DO (S&M): 4.77 : ____ DO (B): 4.71 : ____ Turbidity: ____ : ____ Mid-Ebb: DO (S&M): 4.90 : ____ DO (B): 4.65 : ____ Turbidity: ____ : ____ ☑ Dredging works conducted at Portion A / ___ / ___ of the Project. According to Contractor, dredged rate was 2692 / ___ / ___ m^3/day at Portion A / ___ / ___ respectively. (in-situ) ☐ No exceedance is recorded for turbidity. Exceedance of DO is considered not related to project or leakage incident.

Prepared by: Cyrus Lai

Signature:

Date (dd/mm/yyyy): 24 / 10 / 2014

Certified by : Colin Yung

Designation : Environmental Team Leader

Signature : CL

Date(dd/mm/yy): 24/10/2014

Notes:
- Abbreviation:
AL – Action Level
DO (B) – Dissolved Oxygen (Bottom)
DO (S&M) – Dissolved Oxygen (Surface & Middle)
LL – Limit Level
ME – Mid Ebb
MF – Mid Flood
NH3-N (In-situ) – Ammoniacal Nitrogen (In-situ results)
NH3-N (Lab) – Ammoniacal Nitrogen (Laboratory results)
TIN (In-situ) – Total Inorganic Nitrogen (In-situ results)
TIN (Lab) – Total Inorganic Nitrogen (Laboratory results)
TSS – Total Suspended Solids
- Wet Season: April to October; Dry Season: November to March

The copyright of this document is owned by MaterialLab Consultants Ltd. It may not be reproduced except with prior written approval from the Company.

MATERIALAB CONSULTANTS LIMITED
Fugro Development Centre,
5 Lok Yi Street,
17 M.S. Castle Peak Road,
Tai Lam, Tuen Mun, N.T., Hong Kong.
Tel : (852)-24508238
Fax : (852)-24508032
Email : mcl@fugro.com.hk

MaterialLab

Interim Notification of Environmental Quality Limits Exceedances
Impact Water Quality Monitoring

Incident Report on Action Level or Limit Level Non-compliance

Reference No.:	20141016 /IM/SR1
Project:	CV/2013/04 - Providing Sufficient Water Depth for Kwai Tsing Container Basin and its Approach Channel
Date:	16/10/2014
Time: (hh:mm)	Mid-Flood: 12:01 Mid-Ebb: 09:40
Monitoring Location:	SR1 – Near Hong Kong Garden, WSD Flushing Water Intake
Action Level / Limit Level:	DO (S&M): 2/2 mg/L; NH3-N: <1/<1 mg/L ; DO (B): 2/2 mg/L; Turbidity: <10/<10 NTU; Total Suspended Solids : <10/<10 mg/L ____ : ____/____mg/L

Measured Level of exceeded parameters: (tick / fill in / circle as appropriate)	Mid-Food:				Mid-Ebb:			
	DO (S&M): ____AL / LL	DO (B): ____AL / LL	DO (S&M): ____AL / LL	DO (B): ____AL / LL
	Turbidity: ____AL / LL	NH3-N(In-situ): ____AL / LL	Turbidity: ____AL / LL	NH3-N(In-situ): ____AL / LL
	NH3-N(Lab): ____AL / LL	TSS : 17 AL / (LL)	NH3-N(Lab): ____AL / LL	TSS : 11 AL / (LL)

Action taken / to be taken: (tick / fill in as appropriate)

Inspection:
- ☑ Silt curtain in proper condition
- ☑ Dredging rate within accepted rate
- ☑ Monitoring equipment is checked and confirmed without problem.
- ☐ Others: ____

Possible reason for Action or Limit Level Non-compliance: (tick / fill in as appropriate)

	DO(S&M)	DO(B)	Turbidity	NH3-N	TSS
☑ Change of ambient condition or influence in the vicinity, not Project related					✓
Findings / Evidences					
☐ Station at Upstream Location at ME					
☑ Upstream Control Station ( ) exceeded AL/LL					MF: 13mg/L (2)
☐ No increasing / decreasing (for DO) trend across the Project at MF	Upstream: ____( )mg/L Downstream: ____( )mg/L	Upstream: ____( )mg/L Downstream: ____( )mg/L	Upstream: ____( )NTU Downstream: ____( )NTU	Upstream: ____( )mg/L Downstream: ____( )mg/L	
☐ No Dredging Works carried out.					
☐ Others					

The copyright of this document is owned by MaterialLab Consultants Ltd. It may not be reproduced except with prior written approval from the Company.

MATERIALAB CONSULTANTS LIMITED
Fugro Development Centre,
5 Lok Yi Street,
17 M.S. Castle Peak Road,
Tai Lam, Tuen Mun, N.T., Hong Kong.
Tel : (852)-24508238
Fax : (852)-24508032
Email : mcl@fugro.com.hk

MaterialLab

Remarks: (tick / fill in as appropriate)	Repeat In-situ measurement was done. Mid-Flood: DO (S&M): _____ DO (B): _____ Turbidity: _____ NH3-N: _____ : _____ : _____ Mid-Ebb: DO (S&M): _____ DO (B): _____ Turbidity: _____ NH3-N: _____ : _____ : _____ ☑ Dredging works conducted at Portion A / ___ / ___ of the Project. According to Contractor, dredged rate was 3231 / ___ / ___ m^3/day at Portion A / ___ / ___ respectively. (In-situ) ☐ _____

Prepared by: Cyrus Lee

Signature:

Date (dd/mm/yyyy): 04 / 11 / 2014

Certified by: Colin Yung
Designation: Environmental Team Leader

Signature: _____

Notes;
- Abbreviation:
AL - Action Level
DO (B) - Dissolved Oxygen (Bottom)
DO (S&M) - Dissolved Oxygen (Surface & Middle)
LL - Limit Level
ME - Mid Ebb
MF - Mid Flood
NH3-N (In-situ) - Ammoniacal Nitrogen (In-situ results)
NH3-N (Lab) - Ammoniacal Nitrogen (Laboratory results)
TIN (In-situ) - Total Inorganic Nitrogen (In-situ results)
TIN (Lab) - Total Inorganic Nirogen (Laboratory results)
TSS - Total Suspended Solids
- Wet Season: April to October; Dry Season: November to March

The copyright of this document is owned by MaterialLab Consultants Ltd. It may not be reproduced except with prior written approval from the Company.

MATERIALAB CONSULTANTS LIMITED
Fugro Development Centre,
5 Lok Yi Street,
17 M.S. Castle Peak Road,
Tai Lam, Tuen Mun, N.T., Hong Kong.
Tel : (852)-24508238
Fax : (852)-24508032
Email : mcl@fugro.com.hk

MaterialLab

Interim Notification of Environmental Quality Limits Exceedances
Impact Water Quality Monitoring

Incident Report on Action Level or Limit Level Non-compliance

Reference No.:	20141016 /IM/SR2
Project:	CV/2013/04 - Providing Sufficient Water Depth for Kwai Tsing Container Basin and its Approach Channel
Date:	16/10/2014
Time: (hh:mm)	Mid-Flood: 12:28 Mid-Ebb: 09:19
Monitoring Location:	SR2 – Casam, Gazetted Beach
Action Level / Limit Level:	DO (S&M): 5.45/5.39 mg/L; NH3-N: 0.21/0.24 mg/L ; DO (B): 5.43/5.27 mg/L; Turbidity: 6.7/10.1 NTU; ____ : ____ / ____ mg/L ____ : ____ / ____ mg/L

Measured Level of exceeded parameters: (tick / fill in / circle as appropriate)	Mid-Flood:		Mid-Ebb:	
	DO (S&M): ____ AL / LL	DO (B): ____ AL / LL	DO (S&M): 5.34 AL / (LL)	DO (B): 5.31 (AL) / LL
	Turbidity: ____ AL / LL	NH3-N(In-situ): ____ AL / LL	Turbidity: ____ AL / LL	NH3-N(In-situ): ____ AL / LL
	NH3-N(Lab): ____ AL / LL	____ : ____ AL / LL	NH3-N(Lab): ____ AL / LL	____ : ____ AL / LL

Action taken / to be taken: (tick / fill in as appropriate)

Inspection:
- ☑ Silt curtain in proper condition
- ☑ Dredging rate within accepted rate
- ☑ Monitoring equipment is checked and confirmed without problem.
- ☐ Others: ____

Possible reason for Action or Limit Level Non-compliance: (tick / fill in as appropriate)

	DO(S&M)	DO(B)	Turbidity	NH3-N	
☑ Change of ambient condition or influence in the vicinity, not Project related	✓	✓			
Findings / Evidences					
☑ Station at Upstream Location at ME	✓	✓			
☑ Upstream Control Station ( ) exceeded AL/LL		ME:5.28mg/L(C1)			
☐ No increasing / decreasing (for DO) trend across the Project at MF	Upstream: ____ ( )mg/L Downstream: ____ ( )mg/L	Upstream: ____ ( )mg/L Downstream: ____ ( )mg/L	Upstream: ____ ( )NTU Downstream: ____ ( )NTU	Upstream: ____ ( )mg/L Downstream: ____ ( )mg/L	
☐ No Dredging Works carried out.					
☐ Others					

The copyright of this document is owned by MaterialLab Consultants Ltd. It may not be reproduced except with prior written approval from the Company.

MATERIALAB CONSULTANTS LIMITED
Fugro Development Centre,
5 Lok Yi Street,
17 M.S. Castle Peak Road,
Tai Lam, Tuen Mun, N.T., Hong Kong.
Tel : (852)-24508238
Fax : (852)-24508032
Email : mcl@fugro.com.hk

MaterialLab

Remarks: (tick / fill in as appropriate)	Repeat In-situ measurement was done. Mid-Flood: DO (S&M): _____ DO (B): _____ Turbidity: _____ NH3-N: _____ : _____ : _____ Mid-Ebb: DO (S&M): 5.34 DO (B): 5.30 Turbidity: _____ NH3-N: _____ : _____ : _____ ☑ Dredging works conducted at Portion A / ___ / ___ of the Project. According to Contractor, dredged rate was 3231 / _____ / _____ m^3/day (in-situ) at Portion A / ___ / ___ respectively. ☐ _____

Prepared by: Agnes Lo

Signature:

Date (dd/mm/yyyy): 30 / 10 / 2014

Certified by : Colin Yung

Designation : Environmental Team Leader

Signature :

Date(dd/mm/yy): 30 / 10 / 2014

Notes:
- Abbreviation:
AL – Action Level
DO (B) – Dissolved Oxygen (Bottom)
DO (S&M) – Dissolved Oxygen (Surface & Middle)
LL – Limit Level
ME – Mid Ebb
MF – Mid Flood
NH3-N (In-situ) – Ammoniacal Nitrogen (In-situ results)
NH3-N (Lab) – Ammoniacal Nitrogen (Laboratory results)
TIN (In-situ) – Total Inorganic Nitrogen (In-situ results)
TIN (Lab) – Total Inorganic Nitrogen (Laboratory results)
TSS – Total Suspended Solids
- Wet Season: April to October; Dry Season: November to March

The copyright of this document is owned by MaterialLab Consultants Ltd. It may not be reproduced except with prior written approval from the Company.

MATERIALAB CONSULTANTS LIMITED
Fugro Development Centre,
5 Lok Yi Street,
17 M.S. Castle Peak Road,
Tai Lam, Tuen Mun, N.T., Hong Kong.
Tel : (852)-24508238
Fax : (852)-24508032
Email : mcl@fugro.com.hk

MaterialLab

Interim Notification of Environmental Quality Limits Exceedances
Impact Water Quality Monitoring

Incident Report on Action Level or Limit Level Non-compliance

Reference No.:	20141016 /IM/SR3
Project:	CV/2013/04 - Providing Sufficient Water Depth for Kwai Tsing Container Basin and its Approach Channel
Date:	16/10/2014
Time: (hh:mm)	Mid-Flood: 13:58 Mid-Ebb: 06:32
Monitoring Location:	SR3 –Approach, Gazetted Beach
Action Level / Limit Level:	DO (S&M): 5.45/5.39 mg/L; NH3-N: 0.21/0.24 mg/L ; DO (B): 5.43/5.27 mg/L; Turbidity: 6.7/10.1 NTU; ___ : ___ / ___ mg/L ___ : ___ / ___ mg/L

Measured Level of exceeded parameters (tick / fill in / circle as appropriate)	Mid-Flood:		Mid-Ebb:	
	DO (S&M): ___ AL / LL	DO (B): ___ AL / LL	DO (S&M): 5.44 (AL) / LL	DO (B): 5.35 (AL) / LL
	Turbidity: ___ AL / LL	NH3-N(in-situ): ___ AL / LL	Turbidity: ___ AL / LL	NH3-N(In-situ): ___ AL / LL
	NH3-N(Lab): ___ AL / LL	___ : ___ AL / LL	NH3-N(Lab): ___ AL / LL	___ : ___ AL / LL

Action taken / to be taken: (tick / fill in as appropriate)

Inspection:
- ☑ Silt curtain in proper condition
- ☑ Dredging rate within accepted rate
- ☑ Monitoring equipment is checked and confirmed without problem.
- ☐ Others: ___

Possible reason for Action or Limit Level Non-compliance: (tick / fill in as appropriate)

	DO(S&M)	DO(B)	Turbidity	NH3-N	
☑ Change of ambient condition or influence in the vicinity, not Project related	✓	✓			
	Findings / Evidences				
☑ Station at Upstream Location at ME	✓	✓			
☑ Upstream Control Station ( ) exceeded AL/LL		ME:5.28mg/L(C1)			
☐ No increasing / decreasing (for DO) trend across the Project at MF	Upstream: ___ ( )mg/L Downstream: ___ ( )mg/L	Upstream: ___ ( )mg/L Downstream: ___ ( )mg/L	Upstream: ___ ( )NTU Downstream: ___ ( )NTU	Upstream: ___ ( )mg/L Downstream: ___ ( )mg/L	
☐ No Dredging Works carried out.					
☐ Others					

The copyright of this document is owned by MaterialLab Consultants Ltd. It may not be reproduced except with prior written approval from the Company.

MATERIALAB CONSULTANTS LIMITED
Fugro Development Centre,
5 Lok Yi Street,
17 M.S. Castle Peak Road,
Tai Lam, Tuen Mun, N.T., Hong Kong.
Tel : (852)-24508238
Fax : (852)-24508032
Email : mcl@fugro.com.hk

Remarks: (tick / fill in as appropriate)	Repeat In-situ measurement was done. Mid-Flood: DO (S&M): ____ DO (B): ____ Turbidity: ____ NH3-N: ____ : ____ : ____ Mid-Ebb: DO (S&M): 5.44 DO (B): 5.36 Turbidity: ____ NH3-N: ____ : ____ : ____ ☑ Dredging works conducted at Portion A / ___ / ___ of the Project. According to Contractor, dredged rate was 3231 / ___ / ___ m^3/day at Portion A / ___ / ___ respectively. (in-situ) ☐ ____

Prepared by: Cyrus Lai

Signature:

Date (dd/mm/yyyy): 30 / 10 / 2014

Certified by : Colin Yung

Designation : Environmental Team Leader

Signature :

Date(dd/mm/yy): 30 / 10 / 2014

Notes:
- Abbreviation:
AL – Action Level
DO (B) – Dissolved Oxygen (Bottom)
DO (S&M) – Dissolved Oxygen (Surface & Middle)
LL – Limit Level
ME – Mid Ebb
MF – Mid Flood
NH3-N (In-situ) – Ammoniacal Nitrogen (In-situ results)
NH3-N (Lab) – Ammoniacal Nitrogen (Laboratory results)
TIN (In-situ) – Total Inorganic Nitrogen (In-situ results)
TIN (Lab) – Total Inorganic Nitrogen (Laboratory results)
TSS – Total Suspended Solids
- Wet Season: April to October; Dry Season: November to March

The copyright of this document is owned by MateriaLab Consultants Ltd. It may not be reproduced except with prior written approval from the Company.

MATERIALAB CONSULTANTS LIMITED
Fugro Development Centre,
5 Lok Yi Street,
17 M.S. Castle Peak Road,
Tai Lam, Tuen Mun, N.T., Hong Kong.
Tel : (852)-24508238
Fax : (852)-24508032
Email : mcl@fugro.com.hk

Interim Notification of Environmental Quality Limits Exceedances
Impact Water Quality Monitoring

Incident Report on Action Level or Limit Level Non-compliance

Reference No.:	20141016 /IM/SR5 a
Project:	CV/2013/04 - Providing Sufficient Water Depth for Kwai Tsing Container Basin and its Approach Channel
Date:	16/10/2014
Time: (hh:mm)	Mid-Flood: 12:14 Mid-Ebb: 09:31
Monitoring Location:	SR5 – Ma Wan FCZ
Action Level / Limit Level:	DO (S&M): 5.45/5.39 mg/L; Turbidity: 6.7/10.1 NTU; DO (B): 5.43/5.27 mg/L; TIN 0.45/0.50(wet season) or 0.36/0.39(dry season)mg/L : / mg/L : / mg/L

Measured Level of exceeded parameters: (tick / fill in / circle as appropriate)	Mid-Flood:		Mid-Ebb:	
	DO (S&M): ____AL / LL	DO (B): ____AL / LL	DO (S&M): ____AL / LL	DO (B): ____AL / LL
	Turbidity: ____AL / LL	TIN(In-situ): 0.89 AL / LL	Turbidity: ____AL / LL	TIN(In-situ): 0.69 AL / LL
	TIN(Lab): ____AL / LL	____: ____AL / LL	TIN(Lab): ____AL / LL	____: ____AL / LL

Action taken / to be taken: (tick / fill in as appropriate)

Inspection:
- ☑ Silt curtain in proper condition
- ☑ Dredging rate within accepted rate
- ☑ Monitoring equipment is checked and confirmed without problem.
- ☐ Others: _____

Possible reason for Action or Limit Level Non-compliance: (tick / fill in as appropriate)

	DO(S&M)	DO(B)	Turbidity	TIN	
☑ Change of ambient condition or influence in the vicinity, not Project related				✓	
Findings / Evidences					
☑ Station at Upstream Location at ME				✓	
☑ Upstream Control Station (or gradient station for TIN) exceeded AL/LL				MF:0.47mg/L(G6) ME:0.75mg/L(G1)	
☐ No increasing / decreasing (for DO) trend across the Project at MF	Upstream: ____( )mg/L Downstream: ____( )mg/L	Upstream: ____( )mg/L Downstream: ____( )mg/L	Upstream: ____( )NTU Downstream: ____( )NTU	Upstream: ____( )mg/L Downstream: ____( )mg/L	
☐ No Dredging Works carried out.					
☐ Others					

The copyright of this document is owned by MaterialLab Consultants Ltd. It may not be reproduced except with prior written approval from the Company.

MATERIALAB CONSULTANTS LIMITED
Fugro Development Centre,
5 Lok Yi Street,
17 M.S. Castle Peak Road,
Tai Lam, Tuen Mun, N.T., Hong Kong.
Tel : (852)-24508238
Fax : (852)-24508032
Email : mci@fugro.com.hk

MaterialLab

Remarks: (tick / fill in as appropriate)	Repeat In-situ measurement was done. Mid-Flood: DO (S&M): ____ DO (B): ____ Turbidity: ____ TIN: 0.90 ____: ____ ____: ____ Mid-Ebb: DO (S&M): ____ DO (B): ____ Turbidity: ____ TIN: 0.69 ____: ____ ____: ____ ☑ Dredging works conducted at Portion A / / of the Project. According to Contractor, dredged rate was 3231 / / m^3/day at Portion A / / respectively. (in-situ) ☑ No TIN exceedance was found in laboratory result (Mid-Flood: 0.37 and Mid-Ebb: 0.37).

Prepared by: Cyrus Lo

Signature:

Date (dd/mm/yyyy): 04 / 11 / 2014

Certified by : Colin Yung

Designation : Environmental Team Leader

Signature :

Date(dd/mm/yy): 04 / 11 / 2014

Notes:
- Abbreviation:
AL – Action Level
DO (B) – Dissolved Oxygen (Bottom)
DO (S&M) – Dissolved Oxygen (Surface & Middle)
LL – Limit Level
ME – Mid Ebb
MF – Mid Flood
NH3-N (In-situ) – Ammoniacal Nitrogen (In-situ results)
NH3-N (Lab) – Ammoniacal Nitrogen (Laboratory results)
TIN (In-situ) – Total Inorganic Nitrogen (In-situ results)
TIN (Lab) – Total Inorganic Nitrogen (Laboratory results)
TSS – Total Suspended Solids
- Wet Season: April to October; Dry Season: November to March

The copyright of this document is owned by MaterialLab Consultants Ltd. It may not be reproduced except with prior written approval from the Company.

MATERIALAB CONSULTANTS LIMITED
Fugro Development Centre,
5 Lok Yi Street,
17 M.S. Castle Peak Road,
Tai Lam, Tuen Mun, N.T., Hong Kong.
Tel : (852)-24508238
Fax : (852)-24508032
Email : mcl@fugro.com.hk

MaterialLab

Interim Notification of Environmental Quality Limits Exceedances
Impact Water Quality Monitoring

Incident Report on Action Level or Limit Level Non-compliance

Reference No.:	20141016 /IM/SR6
Project:	CV/2013/04 - Providing Sufficient Water Depth for Kwai Tsing Container Basin and its Approach Channel
Date:	16/10/2014
Time: (hh:mm)	Mid-Flood: 06:32 Mid-Ebb: 13:58
Monitoring Location:	SR6 – Kau Yi Chau, Corals
Action Level / Limit Level:	DO (S&M): 6.11/6.02 mg/L; Turbidity: 2.9/4.8 NTU; DO (B): 6.11/6.04 mg/L; _____ : _____ / _____ mg/L _____ : _____ / _____ mg/L _____ : _____ / _____ mg/L

Measured Level of exceeded parameters (tick / fill in / circle as appropriate)	Mid-Flood				Mid-Ebb			
	DO (S&M):	5.42 (AL) / LL	DO (B):	5.13 AL / (LL)	DO (S&M):	5.57 AL / (LL)	DO (B):	5.40 AL / (LL)
	Turbidity:	_____ AL / LL	_____ :	_____ AL / LL	Turbidity:	_____ AL / LL	_____ :	_____ AL / LL
	_____ :	_____ AL / LL	_____ :	_____ AL / LL	_____ :	_____ AL / LL	_____ :	_____ AL / LL

Action taken / to be taken: (tick / fill in as appropriate)

Inspection:
- ☑ Silt curtain in proper condition
- ☑ Dredging rate within accepted rate
- ☑ Monitoring equipment is checked and confirmed without problem.
- ☐ Others: _____

Possible reason for Action or Limit Level Non-compliance: (tick / fill in as appropriate)

	DO(S&M)	DO(B)	Turbidity		
☑ Change of ambient condition or influence in the vicinity, not Project related	✓	✓			
Findings / Evidences					
☐ Station at Upstream Location at ME					
☑ Upstream Control Station ( ) exceeded AL/LL	MF:5.86mg/L(C2) ME:5.74mg/L(C1)	MF:5.29mg/L(C3) ME:5.28mg/L(C1)			
☐ No increasing / decreasing (for DO) trend across the Project at MF	Upstream: _____ ( )mg/L Downstream: _____ ( )mg/L	Upstream: _____ ( )mg/L Downstream: _____ ( )mg/L	Upstream: _____ ( )NTU Downstream: _____ ( )NTU		
☐ No Dredging Works carried out.					
☐ Others					

The copyright of this document is owned by MaterialLab Consultants Ltd. It may not be reproduced except with prior written approval from the Company.

MATERIALAB CONSULTANTS LIMITED
Fugro Development Centre,
5 Lok Yi Street,
17 M.S. Castle Peak Road,
Tai Lam, Tuen Mun, N.T., Hong Kong.
Tel : (852)-24508238
Fax : (852)-24508032
Email : mcl@fugro.com.hk

MaterialLab

Remarks: (tick / fill in as appropriate)	Repeat In-situ measurement was done. Mid-Flood: DO (S&M): 5.43 : ____ DO (B): 5.13 : ____ Turbidity: ____ : ____ Mid-Ebb: DO (S&M): 5.57 : ____ DO (B): 5.39 : ____ Turbidity: ____ : ____ ☑ Dredging works conducted at Portion A / ___ / ___ of the Project. According to Contractor, dredged rate was 3231 / ___ / ___ m^3/day at Portion A / ___ / ___ respectively. (in-situ) ☐

Prepared by: Cyrus Lai

Signature:

Date (dd/mm/yyyy): 30/10/2014

Certified by : Colin Yung

Designation : Environmental Team Leader

Signature :

Date(dd/mm/yy): 30/10/2014

Notes:
- Abbreviation:
AL – Action Level
DO (B) – Dissolved Oxygen (Bottom)
DO (S&M) – Dissolved Oxygen (Surface & Middle)
LL – Limit Level
ME – Mid Ebb
MF – Mid Flood
NH3-N (In-situ) – Ammoniacal Nitrogen (In-situ results)
NH3-N (Lab) – Ammoniacal Nitrogen (Laboratory results)
TIN (In-situ) – Total Inorganic Nitrogen (In-situ results)
TIN (Lab) – Total Inorganic Nitrogen (Laboratory results)
TSS – Total Suspended Solids
- Wet Season: April to October; Dry Season: November to March

The copyright of this document is owned by MaterialLab Consultants Ltd. It may not be reproduced except with prior written approval from the Company.

MATERIALAB CONSULTANTS LIMITED
Fugro Development Centre,
5 Lok Yi Street,
17 M.S. Castle Peak Road,
Tai Lam, Tuen Mun, N.T., Hong Kong.
Tel : (852)-24508238
Fax : (852)-24508032
Email : mcl@fugro.com.hk

MaterialLab

Interim Notification of Environmental Quality Limits Exceedances
Impact Water Quality Monitoring

Incident Report on Action Level or Limit Level Non-compliance

Reference No.:	20141016 /IM/SR7
Project:	CV/2013/04 - Providing Sufficient Water Depth for Kwai Tsing Container Basin and its Approach Channel
Date:	16/10/2014
Time: (hh:mm)	Mid-Flood: 13:45 Mid-Ebb: 07:14
Monitoring Location:	SR7 – Green Island, Corals
Action Level / Limit Level:	DO (S&M): 6.11/6.02 mg/L; Turbidity: 2.9/4.8 NTU; DO (B): 6.11/6.04 mg/L; _____ : _____ / _____ mg/L _____ : _____ / _____ mg/L

Measured Level of exceeded parameters: (tick / fill in / circle as appropriate)	Mid-Flood		Mid-Ebb	
	DO (S&M): 5.08 AL / (LL)	DO (B): 5.17 AL / (LL)	DO (S&M): 5.19 AL / (LL)	DO (B): 5.18 AL / (LL)
	Turbidity: 3.2 (AL) / LL	_____ : _____ AL / LL	Turbidity: 3.3 (AL) / LL	_____ : _____ AL / LL
	_____ : _____ AL / LL	_____ : _____ AL / LL	_____ : _____ AL / LL	_____ : _____ AL / LL

Action taken / to be taken: (tick / fill in as appropriate)

Inspection:
- ☑ Silt curtain in proper condition
- ☑ Dredging rate within accepted rate
- ☑ Monitoring equipment is checked and confirmed without problem.
- ☐ Others: _____

Possible reason for Action or Limit Level Non-compliance: (tick / fill in as appropriate)

	DO(S&M)	DO(B)	Turbidity		
☑ Change of ambient condition or influence in the vicinity, not Project related	✓	✓	✓		
	Findings / Evidences				
☑ Station at Upstream Location at MF	✓	✓	✓		
☑ Upstream Control Station ( ) exceeded AL/LL	MF:5.86mg/L(C2) ME:5.74mg/L(C1)	MF:5.29mg/L(C3) ME:5.28mg/L(C1)	MF:11.4NTU(C2)		
☑ No increasing / ~~decreasing~~ (for DO) trend across the Project at ME	Upstream: ____ ( )mg/L Downstream: ____ ( )mg/L	Upstream: ____ ( )mg/L Downstream: ____ ( )mg/L	Upstream: 3.2 (G2)NTU Downstream: 2.7 (G6)NTU		
☐ No Dredging Works carried out.					
☐ Others					

The copyright of this document is owned by MaterialLab Consultants Ltd. It may not be reproduced except with prior written approval from the Company.

MATERIALAB CONSULTANTS LIMITED
Fugrò Development Centre,
5 Lok Yi Street,
17 M.S. Castle Peak Road,
Tai Lam, Tuen Mun, N.T., Hong Kong.
Tel : (852)-24508238
Fax : (852)-24508032
Email : mcl@fugro.com.hk

MaterialLab

Remarks: (tick / fill in as appropriate)	Repeat In-situ measurement was done. Mid-Flood: DO (S&M): 5.08 : ____ DO (B): 5.17 : ____ Turbidity: 3.2 : ____ Mid-Ebb: DO (S&M): 5.19 : ____ DO (B): 5.18 : ____ Turbidity: 3.2 : ____ ☑ Dredging works conducted at Portion A / ___ / ___ of the Project. According to Contractor, dredged rate was 3231 / ___ / ___ m^3/day at Portion A / ___ / ___ respectively. (in-situ) ☐ ____

Prepared by: Cyrus Lai

Signature:

Date (dd/mm/yyyy): 30 / 10 / 2014

Certified by : Colin Yung

Designation : Environmental Team Leader

Signature : CL

Date(dd/mm/yy): 30 /10 /2014

Notes:
- Abbreviation:
AL – Action Level
DO (B) – Dissolved Oxygen (Bottom)
DO (S&M) – Dissolved Oxygen (Surface & Middle)
LL – Limit Level
ME – Mid Ebb
MF – Mid Flood
NH3-N (In-situ) – Ammoniacal Nitrogen (In-situ results)
NH3-N (Lab) – Ammoniacal Nitrogen (Laboratory results)
TIN (In-situ) – Total Inorganic Nitrogen (In-situ results)
TIN (Lab) – Total Inorganic Nitrogen (Laboratory results)
TSS – Total Suspended Solids
- Wet Season: April to October; Dry Season: November to March

The copyright of this document is owned by MateriaLab Consultants Ltd. It may not be reproduced except with prior written approval from the Company.

MATERIALAB CONSULTANTS LIMITED
Fugro Development Centre,
5 Lok Yi Street,
17 M.S. Castle Peak Road,
Tai Lam, Tuen Mun, N.T., Hong Kong.
Tel : (852)-24508238
Fax : (852)-24508032
Email : mcl@fugro.com.hk

MaterialLab

Interim Notification of Environmental Quality Limits Exceedances
Impact Water Quality Monitoring

Incident Report on Action Level or Limit Level Non-compliance

Reference No.:	20141016 /IM/SR8
Project:	CV/2013/04 - Providing Sufficient Water Depth for Kwai Tsing Container Basin and its Approach Channel
Date:	16/10/2014
Time: (hh:mm)	Mid-Flood: 12:06 Mid-Ebb: 08:12
Monitoring Location:	SR8 – Shek Kok Tsui, Corals
Action Level / Limit Level:	DO (S&M): 6.11/6.02 mg/L; Turbidity: 2.9/4.8 NTU; DO (B): 6.11/6.04 mg/L; _____ : _____/_____mg/L _____ : _____/_____mg/L _____ : _____/_____mg/L

Measured Level of exceeded parameters (tick / fill in / circle as appropriate)	Mid-Flood:				Mid-Ebb:			
	DO (S&M):	6.08 (AL) / LL	DO (B):	5.82 AL / (LL)	DO (S&M):	5.60 AL / (LL)	DO (B):	5.45 AL / (LL)
	Turbidity:	4.2 (AL) / LL	_____ :	_____ AL / LL	Turbidity:	4.5 (AL) / LL	_____ :	_____ AL / LL
	_____ :	_____ AL / LL	_____ :	_____ AL / LL	_____ :	_____ AL / LL	_____ :	_____ AL / LL

Action taken / to be taken: (tick / fill in as appropriate)

Inspection:
- ☑ Silt curtain in proper condition
- ☑ Dredging rate within accepted rate
- ☑ Monitoring equipment is checked and confirmed without problem.
- ☐ Others: _____

Possible reason for Action or Limit Level Non-compliance: (tick / fill in as appropriate)

	DO(S&M)	DO(B)	Turbidity		
☑ Change of ambient condition or influence in the vicinity, not Project related	✓	✓	✓		
Findings / Evidences					
☑ Station at Upstream Location at MF	✓	✓	✓		
☑ Upstream Control Station ( ) exceeded AL/LL	MF:5.86mg/L(C2) ME:5.74mg/L(C1)	MF:5.29mg/L(C3) ME:5.28mg/L(C1)	MF:11.4NTU(C2)		
☑ No increasing / ~~decreasing~~ (for DO) trend across the Project at ME	Upstream: _____ ( )mg/L Downstream: _____ ( )mg/L	Upstream: _____ ( )mg/L Downstream: _____ ( )mg/L	Upstream: 3.2 (G2)NTU Downstream: 2.7 (G6)NTU		
☐ No Dredging Works carried out.					
☐ Others					

The copyright of this document is owned by MateriaLab Consultants Ltd. It may not be reproduced except with prior written approval from the Company.

MATERIALAB CONSULTANTS LIMITED
Fugro Development Centre,
5 Lok Yi Street,
17 M.S. Castle Peak Road,
Tai Lam, Tuen Mun, N.T., Hong Kong.
Tel : (852)-24508238
Fax : (852)-24508032
Email : mcl@fugro.com.hk

Remarks: (tick / fill in as appropriate)	Repeat In-situ measurement was done. Mid-Flood: DO (S&M): 6.07 : ____ DO (B): 5.83 : ____ Turbidity: 4.1 : ____ Mid-Ebb: DO (S&M): 5.60 : ____ DO (B): 5.45 : ____ Turbidity: 4.5 : ____ ☑ Dredging works conducted at Portion A / ___ / ___ of the Project. According to Contractor, dredged rate was 3231 / ___ / ___ m^3/day at Portion A / ___ / ___ respectively. (in-situ) ☐

Prepared by: Cyrus Lo
Signature:
Date (dd/mm/yyyy): 30 / 10 / 2014

Certified by : Colin Yung
Designation : Environmental Team Leader
Signature :
Date(dd/mm/yy): 30 / 10 / 2014

Notes:
- Abbreviation:
AL – Action Level
DO (B) – Dissolved Oxygen (Bottom)
DO (S&M) – Dissolved Oxygen (Surface & Middle)
LL – Limit Level
ME – Mid Ebb
MF – Mid Flood
NH3-N (In-situ) – Ammoniacal Nitrogen (In-situ results)
NH3-N (Lab) – Ammoniacal Nitrogen (Laboratory results)
TIN (In-situ) – Total Inorganic Nitrogen (In-situ results)
TIN (Lab) – Total Inorganic Nitrogen (Laboratory results)
TSS – Total Suspended Solids
- Wet Season: April to October; Dry Season: November to March

The copyright of this document is owned by MaterialLab Consultants Ltd. It may not be reproduced except with prior written approval from the Company.

MATERIALAB CONSULTANTS LIMITED
Fugro Development Centre,
5 Lok Yi Street,
17 M.S. Castle Peak Road,
Tai Lam, Tuen Mun, N.T., Hong Kong.
Tel : (852)-24508238
Fax : (852)-24508032
Email : mcl@fugro.com.hk

MaterialLab

Interim Notification of Environmental Quality Limits Exceedances
Impact Water Quality Monitoring

Incident Report on Action Level or Limit Level Non-compliance

Reference No.:	20141016 /IM/SR9						
Project:	CV/2013/04 - Providing Sufficient Water Depth for Kwai Tsing Container Basin and its Approach Channel						
Date:	16/10/2014						
Time: (hh:mm)	Mid-Flood: 13:01 Mid-Ebb: 07:20						
Monitoring Location:	SR9 – Cheung Sha Wan FCZ						
Action Level / Limit Level:	DO (S&M): 6.11/6.02 mg/L; TIN 0.37/0.49(wet season) or 0.22/0.29(dry season)mg/L DO (B): 6.11/6.04 mg/L; Turbidity: 2.9/4.8 NTU; ____ : ____ / ____ mg/L ____ : ____ / ____ mg/L						
Measured Level of exceeded parameters: (tick / fill in / circle as appropriate)	Mid-Flood:				Mid-Ebb:		
	DO (S&M): 5.66 AL / (LL)	DO (B): 5.51 AL / (LL)			DO (S&M): 6.03 (AL) / LL	DO (B): 5.96 AL / (LL)	
	Turbidity: 4.3 (AL) / LL	TIN(In-situ): ____ AL / LL			Turbidity: 5.4 AL / (LL)	TIN(In-situ): ____ AL / LL	
	TIN(Lab): ____ AL / LL	____ : ____ AL / LL			TIN(Lab): ____ AL / LL	____ : ____ AL / LL	
Action taken / to be taken: (tick / fill in as appropriate)	Inspection: ☑ Silt curtain in proper condition ☑ Dredging rate within accepted rate ☑ Monitoring equipment is checked and confirmed without problem. ☐ Others: ____						
Possible reason for Action or Limit Level Non-compliance: (tick / fill in as appropriate)		DO(S&M)	DO(B)	Turbidity	TIN		
	☑ Change of ambient condition or influence in the vicinity, not Project related	✓	✓	✓			
	Findings / Evidences						
	☑ Station at Upstream Location at MF	✓	✓	✓			
	☑ Upstream Control Station ( ) exceeded AL/LL	MF:5.86mg/L(C2) ME:5.74mg/L(C1)	MF:5.29mg/L(C3) ME:5.28mg/L(C1)	MF:11.4NTU(C2)			
	☑ No increasing / ~~decreasing~~ (for DO) trend across the Project at ME	Upstream: ____ ( )mg/L Downstream: ____ ( )mg/L	Upstream: ____ ( )mg/L Downstream: ____ ( )mg/L	Upstream: 3.2 (G2)NTU Downstream: 2.7 (G6)NTU	Upstream: ____ ( )mg/L Downstream: ____ ( )mg/L		
	☐ No Dredging Works carried out.						
	☐ Others						

The copyright of this document is owned by MaterialLab Consultants Ltd. It may not be reproduced except with prior written approval from the Company.

MATERIALAB CONSULTANTS LIMITED
Fugro Development Centre,
5 Lok Yi Street,
17 M.S. Castle Peak Road,
Tai Lam, Tuen Mun, N.T., Hong Kong.
Tel : (852)-24508238
Fax : (852)-24508032
Email : mcl@fugro.com.hk

Remarks: (tick / fill in as appropriate)	Repeat In-situ measurement was done. Mid-Flood: DO (S&M): 5.65 DO (B): 5.51 Turbidity: 4.3 TIN: ____ : ____ ____ : ____ Mid-Ebb: DO (S&M): 6.03 DO (B): 5.95 Turbidity: 5.5 TIN: ____ : ____ ____ : ____ ☑ Dredging works conducted at Portion A / ___ / ___ of the Project. According to Contractor, dredged rate was 3231 / ___ / ___ m^3/day at Portion A / ___ / ___ respectively. (in-situ) ☐ ____

Prepared by: Cyrus Lai

Signature:

Date (dd/mm/yyyy): 30 / 10 / 2014

Certified by : Colin Yung

Designation : Environmental Team Leader

Signature :

Date(dd/mm/yy): 30/10/2014

Notes:
- Abbreviation:
AL – Action Level
DO (B) – Dissolved Oxygen (Bottom)
DO (S&M) – Dissolved Oxygen (Surface & Middle)
LL – Limit Level
ME – Mid Ebb
MF – Mid Flood
NH3-N (In-situ) – Ammoniacal Nitrogen (In-situ results)
NH3-N (Lab) – Ammoniacal Nitrogen (Laboratory results)
TIN (In-situ) – Total Inorganic Nitrogen (In-situ results)
TIN (Lab) – Total Inorganic Nitrogen (Laboratory results)
TSS – Total Suspended Solids
- Wet Season: April to October; Dry Season: November to March

The copyright of this document is owned by MaterialLab Consultants Ltd. It may not be reproduced except with prior written approval from the Company.

MATERIALAB CONSULTANTS LIMITED
Fugro Development Centre,
5 Lok Yi Street,
17 M.S. Castle Peak Road,
Tai Lam, Tuen Mun, N.T., Hong Kong.
Tel : (852)-24508238
Fax : (852)-24508032
Email : mcl@fugro.com.hk

Interim Notification of Environmental Quality Limits Exceedances
Impact Water Quality Monitoring

Incident Report on Action Level or Limit Level Non-compliance

Reference No.:	20141016 /IM/SR10 a						
Project:	CV/2013/04 - Providing Sufficient Water Depth for Kwai Tsing Container Basin and its Approach Channel						
Date:	16/10/2014						
Time: (hh:mm)	Mid-Flood: 11:29			Mid-Ebb: 08:59			
Monitoring Location:	SR10 – Lo Tik Wan FCZ						
Action Level / Limit Level:	DO (S&M): 6.11/6.02 mg/L; DO (B): 6.11/6.04 mg/L; : / mg/L			TIN: 0.37/0.49(wet season) or 0.22/0.29(dry season)mg/L Turbidity: 2.9/4.8 NTU; Words : / mg/L			
Measured Level of exceeded parameters: (tick / fill in / circle as appropriate)	Mid-Flood:				Mid-Ebb:		
	DO (S&M): 5.77 AL (L)	DO (B): 5.75 AL (L)			DO (S&M): 5.78 AL (L)	DO (B): 5.68 AL / (L)	
	Turbidity: 3.7 (AL) / LL	TIN(In-situ): AL / LL			Turbidity: AL / LL	TIN(In-situ): 0.39 (AL) / LL	
	TIN(Lab): AL / LL	: AL / LL			TIN(Lab): AL / LL	: AL / LL	
Action taken / to be taken: (tick / fill in as appropriate)	Inspection: ☑ Silt curtain in proper condition ☑ Dredging rate within accepted rate ☑ Monitoring equipment is checked and confirmed without problem. ☐ Others:						
Possible reason for Action or Limit Level Non-compliance: (tick / fill in as appropriate)		DO(S&M)	DO(B)	Turbidity	TIN		
	☑ Change of ambient condition or influence in the vicinity, not Project related	✓	✓	✓	✓		
		Findings / Evidences					
	☑ Station at Upstream Location at MF	✓	✓	✓			
	☑ Upstream Control Station (or gradient station for TIN) exceeded AL/LL	MF:5.86mg/L(C2) ME:5.74mg/L(C1)	MF:5.29mg/L(C3) ME:5.28mg/L(C1)	MF:11.4NTU(C2)	ME:0.75mg/L(G1)		
	☐ No increasing / decreasing (for DO) trend across the Project at ME	Upstream: ( )mg/L Downstream: ( )mg/L	Upstream: ( )mg/L Downstream: ( )mg/L	Upstream: ( )NTU Downstream: ( )NTU	Upstream: ( )mg/L Downstream: ( )mg/L		
	☐ No Dredging Works carried out.						
	☐ Others						

The copyright of this document is owned by MaterialLab Consultants Ltd. It may not be reproduced except with prior written approval from the Company.

MATERIALAB CONSULTANTS LIMITED
Fugro Development Centre,
5 Lok Yi Street,
17 M.S. Castle Peak Road,
Tai Lam, Tuen Mun, N.T., Hong Kong.
Tel : (852)-24508238
Fax : (852)-24508032
Email : mcl@fugro.com.hk

MaterialLab

Remarks: (tick / fill in as appropriate)	Repeat In-situ measurement was done. Mid-Flood: DO (S&M): 5.77 DO (B): 5.75 Turbidity: 3.7 TIN: ___ : ___ : ___ Mid-Ebb: DO (S&M): 5.78 DO (B): 5.68 Turbidity: ___ TIN: 0.40 : ___ : ___ ☑ Dredging works conducted at Portion A / / of the Project. According to Contractor, dredged rate was 3231 / / m^3/day at Portion A / / respectively. (In-situ) ☑ No TIN exceedance was found at Mid-Ebb in laboratory result (Mid-Ebb: 0.13).

Prepared by: Cyrus Lai

Signature:

Date (dd/mm/yyyy): 04 / 11 / 2014

Certified by : Colin Yung

Designation : Environmental Team Leader

Signature :

Date(dd/mm/yy): 04 / 11 /2014

Notes:
- Abbreviation:
AL – Action Level
DO (B) – Dissolved Oxygen (Bottom)
DO (S&M) – Dissolved Oxygen (Surface & Middle)
LL – Limit Level
ME – Mid Ebb
MF – Mid Flood
NH3-N (In-situ) – Ammoniacal Nitrogen (In-situ results)
NH3-N (Lab) – Ammoniacal Nitrogen (Laboratory results)
TIN (In-situ) – Total Inorganic Nitrogen (In-situ results)
TIN (Lab) – Total Inorganic Nitrogen (Laboratory results)
TSS – Total Suspended Solids
- Wet Season: April to October; Dry Season: November to March

The copyright of this document is owned by MaterialLab Consultants Ltd. It may not be reproduced except with prior written approval from the Company.

MATERIALAB CONSULTANTS LIMITED
Fugro Development Centre,
5 Lok Yi Street,
17 M.S. Castle Peak Road,
Tai Lam, Tuen Mun, N.T., Hong Kong.
Tel : (852)-24508238
Fax : (852)-24508032
Email : mcl@fugro.com.hk

MaterialLab

Interim Notification of Environmental Quality Limits Exceedances
Impact Water Quality Monitoring

Incident Report on Action Level or Limit Level Non-compliance

Reference No.:	20141016 /IM/SR11
Project:	CV/2013/04 - Providing Sufficient Water Depth for Kwai Tsing Container Basin and its Approach Channel
Date:	16/10/2014
Time: (hh:mm)	Mid-Flood: 10:30 Mid-Ebb: 09:50
Monitoring Location:	SR11 – Sok Kwu Wan FCZ
Action Level / Limit Level:	DO (S&M): 6.11/6.02 mg/L; TIN: 0.37/0.49(wet season) or 0.22/0.29(dry season)mg/L DO (B): 6.11/6.04 mg/L; Turbidity: 2.9/4.8 NTU; Words : / mg/L

Measured Level of exceeded parameters (tick / fill in / circle as appropriate)	Mid-Flood:		Mid-Ebb:	
	DO (S&M): 5.36 AL / (LL)	DO (B): 5.28 AL / (LL)	DO (S&M): 5.56 AL / (LL)	DO (B): 5.41 AL / (LL)
	Turbidity: 3.2 (AL) / LL	TIN(In-situ): ____ AL / LL	Turbidity: 3.0 (AL) / LL	TIN(In-situ): 0.39 (AL) / LL
	TIN(Lab): ____ AL / LL	____ : ____ AL / LL	TIN(Lab): ____ AL / LL	____ : ____ AL / LL

Action taken / to be taken: (tick / fill in as appropriate)

Inspection:
- ☑ Silt curtain in proper condition
- ☑ Dredging rate within accepted rate
- ☑ Monitoring equipment is checked and confirmed without problem.
- ☐ Others: _____

Possible reason for Action or Limit Level Non-compliance: (tick / fill in as appropriate)

	DO(S&M)	DO(B)	Turbidity	TIN	
☑ Change of ambient condition or influence in the vicinity, not Project related	✓	✓	✓	✓	
Findings / Evidences					
☑ Station at Upstream Location at MF	✓	✓	✓		
☑ Upstream Control Station ( ) exceeded AL/LL	MF:5.86mg/L(C2) ME:5.74mg/L(C1)	MF:5.29mg/L(C3) ME:5.28mg/L(C1)	MF:11.4NTU(C2)	ME:0.75mg/L(G1)	
☐ No increasing / ~~decreasing~~ (for DO) trend across the Project at ME	Upstream: ____ ( )mg/L Downstream: ____ ( )mg/L	Upstream: ____ ( )mg/L Downstream: ____ ( )mg/L	Upstream: 3.2 (G2)NTU Downstream: 2.7 (G6)NTU	Upstream: ____ ( )mg/L Downstream: ____ ( )mg/L	
☐ No Dredging Works carried out.					
☐ Others					

The copyright of this document is owned by MaterialLab Consultants Ltd. It may not be reproduced except with prior written approval from the Company.

MATERIALAB CONSULTANTS LIMITED
Fugro Development Centre,
5 Lok Yi Street,
17 M.S. Castle Peak Road,
Tai Lam, Tuen Mun, N.T., Hong Kong.
Tel : (852)-24508238
Fax : (852)-24508032
Email : mcl@fugro.com.hk

MaterialLab

Remarks: (tick / fill in as appropriate)	Repeat In-situ measurement was done. Mid-Flood: DO (S&M): 5.36 DO (B): 5.29 Turbidity: 3.2 TIN: ___ : ___ ___ : ___ Mid-Ebb: DO (S&M): 5.56 DO (B): 5.41 Turbidity: 3.1 TIN: 0.40 ___ : ___ ___ : ___ ☑ Dredging works conducted at Portion A / / of the Project. According to Contractor, dredged rate (in-situ) was 3231 / / m^3/day at Portion A / / respectively. ☑ No TIN exceedance was found at Mid-Ebb in laboratory result (0.12).

Prepared by: Cyrus Lai
Signature:
Date (dd/mm/yyyy): 04 / 11 / 2014

Certified by : Colin Yung
Designation : Environmental Team Leade
Signature :
Date(dd/mm/yy): 04 / 11 / 2014

Notes:
- Abbreviation:
AL – Action Level
DO (B) – Dissolved Oxygen (Bottom)
DO (S&M) – Dissolved Oxygen (Surface & Middle)
LL – Limit Level
ME – Mid Ebb
MF – Mid Flood
NH3-N (In-situ) – Ammoniacal Nitrogen (In-situ results)
NH3-N (Lab) – Ammoniacal Nitrogen (Laboratory results)
TIN (In-situ) – Total Inorganic Nitrogen (In-situ results)
TIN (Lab) – Total Inorganic Nitrogen (Laboratory results)
TSS – Total Suspended Solids
- Wet Season: April to October; Dry Season: November to March

The copyright of this document is owned by MaterialLab Consultants Ltd. It may not be reproduced except with prior written approval from the Company.

MATERIALAB CONSULTANTS LIMITED
Fugro Development Centre,
5 Lok Yi Street,
17 M.S. Castle Peak Road,
Tai Lam, Tuen Mun, N.T., Hong Kong.
Tel : (852)-24508238
Fax : (852)-24508032
Email : mcl@fugro.com.hk

MaterialLab

Interim Notification of Environmental Quality Limits Exceedances
Impact Water Quality Monitoring

Incident Report on Action Level or Limit Level Non-compliance

Reference No.:	20141016 /IM/SR13					
Project:	CV/2013/04 - Providing Sufficient Water Depth for Kwai Tsing Container Basin and its Approach Channel					
Date:	16/10/2014					
Time: (hh:mm)	Mid-Flood: 13:48		Mid-Ebb: 08:15			
Monitoring Location:	SR13 – EMSD Cooling Water Intake for Kwai Chung Hospital					
Action Level / Limit Level:	DO (S&M): 5.31/5.22 mg/L;		Turbidity: 13.1/15.7 NTU;			
	DO (B): 5.29/5.12 mg/L;		_____ : ____/____mg/L			
	_____ : ____/____mg/L		_____ : ____/____mg/L			
Measured Level of exceeded parameters (tick / fill in / circle as appropriate)	Mid-Flood:				Mid-Ebb:	
	DO (S&M): 4.77 AL / (LL)	DO (B): 4.64 AL / (LL)			DO (S&M): 4.64 AL / (LL)	DO (B): 4.59 AL / (LL)
	Turbidity: ____AL / LL	_____ : ____AL / LL			Turbidity: ____AL / LL	_____ : ____AL / LL
	_____ : ____AL / LL	_____ : ____AL / LL			_____ : ____AL / LL	_____ : ____AL / LL
Action taken / to be taken: (tick / fill in as appropriate)	Inspection: ☑ Silt curtain in proper condition ☑ Dredging rate within accepted rate ☑ Monitoring equipment is checked and confirmed without problem. ☐ Others: _____					
Possible reason for Action or Limit Level Non-compliance: (tick / fill in as appropriate)		DO(S&M)	DO(B)	Turbidity		
	☑ Change of ambient condition or influence in the vicinity, not Project related	✓	✓			
		Findings / Evidences				
	☑ Station at Upstream Location at ME	✓	✓			
	☑ Upstream Control Station ( ) exceeded AL/LL					
	☑ ~~No increasing /~~ decreasing (for DO) trend across the Project at MF	Upstream: 5.18 (G4)mg/L Downstream: 5.61 (G2)mg/L	Upstream: 5.06 (G4)mg/L Downstream: 5.55 (G2)mg/L	Upstream: ____( )NTU Downstream: ____( )NTU		
	☐ No Dredging Works carried out.					
	☐ Others					

The copyright of this document is owned by MateriaLab Consultants Ltd. It may not be reproduced except with prior written approval from the Company.

MATERIALAB CONSULTANTS LIMITED
Fugro Development Centre,
5 Lok Yi Street,
17 M.S. Castle Peak Road,
Tai Lam, Tuen Mun, N.T., Hong Kong.
Tel : (852)-24508238
Fax : (852)-24508032
Email : mcl@fugro.com.hk

Remarks: (tick / fill in as appropriate)	Repeat In-situ measurement was done. Mid-Flood: DO (S&M): 4.77 : ____ DO (B): 4.65 : ____ Turbidity: ____ : ____ Mid-Ebb: DO (S&M): 4.65 : ____ DO (B): 4.60 : ____ Turbidity: ____ : ____ ☑ Dredging works conducted at Portion A / ___ / ___ of the Project. According to Contractor, dredged rate was 3231 / ___ / ___ m^3/day at Portion A / ___ / ___ respectively. (in-situ) ☐ _____

Prepared by: Cyrus Lai

Signature:

Date (dd/mm/yyyy): 30 / 10 / 2014

Certified by : Colin Yung

Designation : Environmental Team Leader

Signature :

Date(dd/mm/yy): 30 / 10 / 2014

Notes:
- Abbreviation:
AL – Action Level
DO (B) – Dissolved Oxygen (Bottom)
DO (S&M) – Dissolved Oxygen (Surface & Middle)
LL – Limit Level
ME – Mid Ebb
MF – Mid Flood
NH3-N (In-situ) – Ammoniacal Nitrogen (In-situ results)
NH3-N (Lab) – Ammoniacal Nitrogen (Laboratory results)
TIN (In-situ) – Total Inorganic Nitrogen (In-situ results)
TIN (Lab) – Total Inorganic Nitrogen (Laboratory results)
TSS – Total Suspended Solids
- Wet Season: April to October; Dry Season: November to March

The copyright of this document is owned by MaterialLab Consultants Ltd. It may not be reproduced except with prior written approval from the Company.

MATERIALAB CONSULTANTS LIMITED
Fugro Development Centre,
5 Lok Yi Street,
17 M.S. Castle Peak Road,
Tai Lam, Tuen Mun, N.T., Hong Kong.
Tel : (852)-24508238
Fax : (852)-24508032
Email : mcl@fugro.com.hk

Interim Notification of Environmental Quality Limits Exceedances
Impact Water Quality Monitoring

Incident Report on Action Level or Limit Level Non-compliance

Reference No.:	20141018 /IM/SR2
Project:	CV/2013/04 - Providing Sufficient Water Depth for Kwai Tsing Container Basin and its Approach Channel
Date:	18/10/2014
Time: (hh:mm)	Mid-Flood: 13:41 Mid-Ebb: 10:01
Monitoring Location:	SR2 – Casam, Gazetted Beach
Action Level / Limit Level:	DO (S&M): 5.45/5.39 mg/L; NH3-N: 0.21/0.24 mg/L ; DO (B): 5.43/5.27 mg/L; Turbidity: 6.7/10.1 NTU; _____ : _____ / _____ mg/L _____ : _____ / _____ mg/L

Measured Level of exceeded parameters: (tick / fill in / circle as appropriate)	Mid-Flood:		Mid-Ebb:	
	DO (S&M): _____ AL / LL	DO (B): _____ AL / LL	DO (S&M): 5.37 AL / (LL)	DO (B): 5.28 (AL) / LL
	Turbidity: _____ AL / LL	NH3-N(In-situ): _____ AL / LL	Turbidity: _____ AL / LL	NH3-N(In-situ): _____ AL / LL
	NH3-N(Lab): _____ AL / LL	_____ : _____ AL / LL	NH3-N(Lab): _____ AL / LL	_____ : _____ AL / LL

Action taken / to be taken: (tick / fill in as appropriate)

Inspection:
- ☑ Silt curtain in proper condition
- ☑ Dredging rate within accepted rate
- ☑ Monitoring equipment is checked and confirmed without problem.
- ☐ Others: _____

Possible reason for Action or Limit Level Non-compliance: (tick / fill in as appropriate)

	DO(S&M)	DO(B)	Turbidity	NH3-N	
☑ Change of ambient condition or influence in the vicinity, not Project related	✓	✓			
Findings / Evidences					
☑ Station at Upstream Location at ME	✓	✓			
☐ Upstream Control Station ( ) exceeded AL/LL					
☐ No increasing / decreasing (for DO) trend across the Project at MF	Upstream: ____ ( )mg/L Downstream: ____ ( )mg/L	Upstream: ____ ( )mg/L Downstream: ____ ( )mg/L	Upstream: ____ ( )NTU Downstream: ____ ( )NTU	Upstream: ____ ( )mg/L Downstream: ____ ( )mg/L	
☐ No Dredging Works carried out.					
☐ Others					

The copyright of this document is owned by MaterialLab Consultants Ltd. It may not be reproduced except with prior written approval from the Company.

MATERIALAB CONSULTANTS LIMITED
Fugro Development Centre,
5 Lok Yi Street,
17 M.S. Castle Peak Road,
Tai Lam, Tuen Mun, N.T., Hong Kong.
Tel : (852)-24508238
Fax : (852)-24508032
Email : mcl@fugro.com.hk

MaterialLab

Remarks: (tick / fill in as appropriate)	Repeat In-situ measurement was done. Mid-Flood: DO (S&M): ____ DO (B): ____ Turbidity: ____ NH3-N: ____ : ____ : ____ Mid-Ebb: DO (S&M): 5.36 DO (B): 5.28 Turbidity: ____ NH3-N: ____ : ____ : ____ ☑ Dredging works conducted at Portion A / ___ / ___ of the Project. According to Contractor, dredged rate (in-situ) was 2692 / ___ / ___ m^3/day at Portion A / ___ / ___ respectively. ☐ ____

Prepared by: A Cyrus Lo
Signature:
Date (dd/mm/yyyy): 29 / 10 / 2014

Certified by : Colin Yung
Designation : Environmental Team Leader
Signature : CL
Date(dd/mm/yy): 29 / 10 / 2014

Notes:
- Abbreviation:
AL – Action Level
DO (B) – Dissolved Oxygen (Bottom)
DO (S&M) – Dissolved Oxygen (Surface & Middle)
LL – Limit Level
ME – Mid Ebb
MF – Mid Flood
NH3-N (In-situ) – Ammoniacal Nitrogen (In-situ results)
NH3-N (Lab) – Ammoniacal Nitrogen (Laboratory results)
TIN (In-situ) – Total Inorganic Nitrogen (In-situ results)
TIN (Lab) – Total Inorganic Nitrogen (Laboratory results)
TSS – Total Suspended Solids
- Wet Season: April to October; Dry Season: November to March

The copyright of this document is owned by MateriaLab Consultants Ltd. It may not be reproduced except with prior written approval from the Company.

MATERIALAB CONSULTANTS LIMITED
Fugro Development Centre,
5 Lok Yi Street,
17 M.S. Castle Peak Road,
Tai Lam, Tuen Mun, N.T., Hong Kong.
Tel : (852)-24508238
Fax : (852)-24508032
Email : mcl@fugro.com.hk

Interim Notification of Environmental Quality Limits Exceedances
Impact Water Quality Monitoring

Incident Report on Action Level or Limit Level Non-compliance

Reference No.:	20141018 /IM/SR3
Project:	CV/2013/04 - Providing Sufficient Water Depth for Kwai Tsing Container Basin and its Approach Channel
Date:	18/10/2014
Time: (hh:mm)	Mid-Flood: 14:01 Mid-Ebb: 09:40
Monitoring Location:	SR3 –Approach, Gazetted Beach
Action Level / Limit Level:	DO (S&M): 5.45/5.39 mg/L; NH3-N: 0.21/0.24 mg/L ; DO (B): 5.43/5.27 mg/L; Turbidity: 6.7/10.1 NTU; ____: ____/____mg/L ____: ____/____mg/L

Measured Level of exceeded parameters (tick / fill in / circle as appropriate)	Mid-Flood:		Mid-Ebb:	
	DO (S&M): ____AL / LL	DO (B): ____AL / LL	DO (S&M): 5.33 AL / (LL)	DO (B): 5.21 AL / (LL)
	Turbidity: ____AL / LL	NH3-N(In-situ): ____AL / LL	Turbidity: ____AL / LL	NH3-N(In-situ): ____AL / LL
	NH3-N(Lab): ____AL / LL	____: ____AL / LL	NH3-N(Lab): ____AL / LL	____: ____AL / LL

Action taken / to be taken: (tick / fill in as appropriate)

Inspection:
- ☑ Silt curtain in proper condition
- ☑ Dredging rate within accepted rate
- ☑ Monitoring equipment is checked and confirmed without problem.
- ☐ Others: _____

Possible reason for Action or Limit Level Non-compliance: (tick / fill in as appropriate)

	DO(S&M)	DO(B)	Turbidity	NH3-N	
☑ Change of ambient condition or influence in the vicinity, not Project related	✓	✓			
Findings / Evidences					
☑ Station at Upstream Location at ME	✓	✓			
☐ Upstream Control Station ( ) exceeded AL/LL					
☐ No increasing / decreasing (for DO) trend across the Project at MF	Upstream: ____( )mg/L Downstream: ____( )mg/L	Upstream: ____( )mg/L Downstream: ____( )mg/L	Upstream: ____( )NTU Downstream: ____( )NTU	Upstream: ____( )mg/L Downstream: ____( )mg/L	
☐ No Dredging Works carried out.					
☐ Others					

The copyright of this document is owned by MateriaLab Consultants Ltd. It may not be reproduced except with prior written approval from the Company.

MATERIALAB CONSULTANTS LIMITED
Fugro Development Centre,
5 Lok Yi Street,
17 M.S. Castle Peak Road,
Tai Lam, Tuen Mun, N.T., Hong Kong.
Tel : (852)-24508238
Fax : (852)-24508032
Email : mcl@fugro.com.hk

Remarks: (tick / fill in as appropriate)	Repeat In-situ measurement was done. Mid-Flood: DO (S&M): ____ DO (B): ____ Turbidity: ____ NH3-N: ____ ____: ____ ____: ____ Mid-Ebb: DO (S&M): 5.33 DO (B): 5.22 Turbidity: ____ NH3-N: ____ ____: ____ ____: ____ ☑ Dredging works conducted at Portion A / ___ / ___ of the Project. According to Contractor, dredged rate was 2692 / ___ / ___ m^3/day at Portion A / ___ / ___ respectively. (in-situ) ☐ ____

Prepared by: Cyrus Lai
Signature:
Date (dd/mm/yyyy): 29 / 10 / 2014

Certified by : Colin Yung
Designation : Environmental Team Leader
Signature : C1
Date(dd/mm/yy): 29 / 10 / 2014

Notes:
- Abbreviation:
AL – Action Level
DO (B) – Dissolved Oxygen (Bottom)
DO (S&M) – Dissolved Oxygen (Surface & Middle)
LL – Limit Level
ME – Mid Ebb
MF – Mid Flood
NH3-N (In-situ) – Ammoniacal Nitrogen (In-situ results)
NH3-N (Lab) – Ammoniacal Nitrogen (Laboratory results)
TIN (In-situ) – Total Inorganic Nitrogen (In-situ results)
TIN (Lab) – Total Inorganic Nitrogen (Laboratory results)
TSS – Total Suspended Solids
- Wet Season: April to October; Dry Season: November to March

The copyright of this document is owned by MateriaLab Consultants Ltd. It may not be reproduced except with prior written approval from the Company.

MATERIALAB CONSULTANTS LIMITED
Fugro Development Centre,
5 Lok Yi Street,
17 M.S. Castle Peak Road,
Tai Lam, Tuen Mun, N.T., Hong Kong.
Tel : (852)-24508238
Fax : (852)-24508032
Email : mcl@fugro.com.hk

Interim Notification of Environmental Quality Limits Exceedances
Impact Water Quality Monitoring

Incident Report on Action Level or Limit Level Non-compliance

Reference No.:	20141018 /IM/SR5 a
Project:	CV/2013/04 - Providing Sufficient Water Depth for Kwai Tsing Container Basin and its Approach Channel
Date:	18/10/2014
Time: (hh:mm)	Mid-Flood: 13:27 Mid-Ebb: 10:15
Monitoring Location:	SR5 – Ma Wan FCZ
Action Level / Limit Level:	DO (S&M): 5.45/5.39 mg/L; Turbidity: 6.7/10.1 NTU; DO (B): 5.43/5.27 mg/L; TIN 0.45/0.50(wet season) or 0.36/0.39(dry season)mg/L ____ : ____ / ____ mg/L ____ : ____ / ____ mg/L

Measured Level of exceeded parameters: (tick / fill in / circle as appropriate)	Mid-Flood:				Mid-Ebb:			
	DO (S&M): ____ AL / LL	DO (B): ____ AL / LL			DO (S&M): ____ AL / LL	DO (B): ____ AL / LL		
	Turbidity: ____ AL / LL	TIN(In-situ): 0.88 AL / (LL)			Turbidity: ____ AL / LL	TIN(In-situ): 0.76 AL / (LL)		
	TIN(Lab): ____ AL / LL	____ : ____ AL / LL			TIN(Lab): ____ AL / LL	____ : ____ AL / LL		

Action taken / to be taken: (tick / fill in as appropriate)

Inspection:
- ☑ Silt curtain in proper condition
- ☑ Dredging rate within accepted rate
- ☑ Monitoring equipment is checked and confirmed without problem.
- ☐ Others: _____

Possible reason for Action or Limit Level Non-compliance: (tick / fill in as appropriate)

	DO(S&M)	DO(B)	Turbidity	TIN	
☑ Change of ambient condition or influence in the vicinity, not Project related				✓	
Findings / Evidences					
☑ Station at Upstream Location at ME				✓	
☑ Upstream Control Station (or gradient station for TIN exceeded AL/LL				MF:0.46mg/L(G6) ME:0.83mg/L(G1)	
☐ No increasing / decreasing (for DO) trend across the Project at MF	Upstream: ____ ( )mg/L Downstream: ____ ( )mg/L	Upstream: ____ ( )mg/L Downstream: ____ ( )mg/L	Upstream: ____ ( )NTU Downstream: ____ ( )NTU	Upstream: ____ ( )mg/L Downstream: ____ ( )mg/L	
☐ No Dredging Works carried out.					
☐ Others					

The copyright of this document is owned by MaterialLab Consultants Ltd. It may not be reproduced except with prior written approval from the Company.

MATERIALAB CONSULTANTS LIMITED
Fugro Development Centre,
5 Lok Yi Street,
17 M.S. Castle Peak Road,
Tai Lam, Tuen Mun, N.T., Hong Kong.
Tel : (852)-24508238
Fax : (852)-24508032
Email : mcl@fugro.com.hk

MaterialLab

Remarks: (tick / fill in as appropriate)	Repeat in-situ measurement was done. Mid-Flood: DO (S&M): ____ DO (B): ____ Turbidity: ____ TIN: 0.87 ____: ____ ____: ____ Mid-Ebb: DO (S&M): ____ DO (B): ____ Turbidity: ____ TIN: 0.77 ____: ____ ____: ____ ☑ Dredging works conducted at Portion A / ___ / ___ of the Project. According to Contractor, dredged rate was 2692 / ___ / ___ m^3/day at Portion A / ___ / ___ respectively. (in-situ) ☑ No TIN exceedance was found in laboratory result (Mid-Flood: 0.33 and Mid-Ebb: 0.30).

Prepared by: Cyrus Lai

Signature:

Date (dd/mm/yyyy): 04 / 11 / 2014

Certified by : Colin Yung

Designation : Environmental Team Leader

Signature :

Date(dd/mm/yy): 04 / 11 / 2014

Notes:
- Abbreviation:
AL – Action Level
DO (B) – Dissolved Oxygen (Bottom)
DO (S&M) – Dissolved Oxygen (Surface & Middle)
LL – Limit Level
ME – Mid Ebb
MF – Mid Flood
NH3-N (In-situ) – Ammoniacal Nitrogen (In-situ results)
NH3-N (Lab) – Ammoniacal Nitrogen (Laboratory results)
TIN (In-situ) – Total Inorganic Nitrogen (In-situ results)
TIN (Lab) – Total Inorganic Nitrogen (Laboratory results)
TSS – Total Suspended Solids
- Wet Season: April to October; Dry Season: November to March

The copyright of this document is owned by MaterialLab Consultants Ltd. It may not be reproduced except with prior written approval from the Company.

MATERIALAB CONSULTANTS LIMITED
Fugro Development Centre,
5 Lok Yi Street,
17 M.S. Castle Peak Road,
Tai Lam, Tuen Mun, N.T., Hong Kong.
Tel : (852)-24508238
Fax : (852)-24508032
Email : mcl@fugro.com.hk

Interim Notification of Environmental Quality Limits Exceedances
Impact Water Quality Monitoring

Incident Report on Action Level or Limit Level Non-compliance

Reference No.:	20141018 /IM/SR6
Project:	CV/2013/04 - Providing Sufficient Water Depth for Kwai Tsing Container Basin and its Approach Channel
Date:	18/10/2014
Time: (hh:mm)	Mid-Flood: 13:58 Mid-Ebb: 06:32
Monitoring Location:	SR6 – Kau Yi Chau, Corals
Action Level / Limit Level:	DO (S&M): 6.11/6.02 mg/L; Turbidity: 2.9/4.8 NTU; DO (B): 6.11/6.04 mg/L; _____ : _____ / _____ mg/L _____ : _____ / _____ mg/L _____ : _____ / _____ mg/L

Measured Level of exceeded parameters (tick / fill in / circle as appropriate)	Mid-Flood:		Mid-Ebb:	
	DO (S&M): 5.37 AL / (LL)	DO (B): 5.02 AL / (LL)	DO (S&M): 5.63 AL / (LL)	DO (B): 5.44 AL / (LL)
	Turbidity: 3.2 (AL) / LL	_____ : _____ AL / LL	Turbidity: 3.0 (AL) / LL	_____ : _____ AL / LL
	_____ : _____ AL / LL	_____ : _____ AL / LL	_____ : _____ AL / LL	_____ : _____ AL / LL

Action taken / to be taken: (tick / fill in as appropriate)

Inspection:
- ☑ Silt curtain in proper condition
- ☑ Dredging rate within accepted rate
- ☑ Monitoring equipment is checked and confirmed without problem.
- ☐ Others: _____

Possible reason for Action or Limit Level Non-compliance: (tick / fill in as appropriate)

	DO(S&M)	DO(B)	Turbidity		
☑ Change of ambient condition or influence in the vicinity, not Project related	✓	✓	✓		
	Findings / Evidences				
☐ Station at Upstream Location at ME					
☑ Upstream Control Station ( ) exceeded AL/LL	MF:5.76mg/L(C2) ME:6.10mg/L(C1)	MF:5.46mg/L(C2) ME:5.71mg/L(C1)	MF:3.4NTU(C2) ME:3.0NTU(C1)		
☐ No increasing / decreasing (for DO) trend across the Project at MF	Upstream: _____ ( )mg/L Downstream: _____ ( )mg/L	Upstream: _____ ( )mg/L Downstream: _____ ( )mg/L	Upstream: _____ ( )NTU Downstream: _____ ( )NTU		
☐ No Dredging Works carried out.					
☐ Others					

The copyright of this document is owned by MaterialLab Consultants Ltd. It may not be reproduced except with prior written approval from the Company.

MATERIALAB CONSULTANTS LIMITED
Fugro Development Centre,
5 Lok Yi Street,
17 M.S. Castle Peak Road,
Tai Lam, Tuen Mun, N.T., Hong Kong.
Tel : (852)-24508238
Fax : (852)-24508032
Email : mcl@fugro.com.hk

MaterialLab

Remarks: (tick / fill in as appropriate)	Repeat In-situ measurement was done. Mid-Flood: DO (S&M): 5.38 DO (B): 5.02 Turbidity: 3.3 Mid-Ebb: DO (S&M): 5.64 DO (B): 5.44 Turbidity: 3.0 ☑ Dredging works conducted at Portion A / / of the Project. According to Contractor, dredged rate was 2692 / / m^3/day at Portion A / / respectively. (in-situ) ☐

Prepared by: Cyrus Lai

Signature:

Date (dd/mm/yyyy): 29 / 10 / 2014

Certified by : Colin Yung

Designation : Environmental Team Leader

Signature :

Date(dd/mm/yy): 29 / 10 / 2014

Notes:
- Abbreviation:
AL – Action Level
DO (B) – Dissolved Oxygen (Bottom)
DO (S&M) – Dissolved Oxygen (Surface & Middle)
LL – Limit Level
ME – Mid Ebb
MF – Mid Flood
NH3-N (In-situ) – Ammoniacal Nitrogen (In-situ results)
NH3-N (Lab) – Ammoniacal Nitrogen (Laboratory results)
TIN (In-situ) – Total Inorganic Nitrogen (In-situ results)
TIN (Lab) – Total Inorganic Nitrogen (Laboratory results)
TSS – Total Suspended Solids
- Wet Season: April to October; Dry Season: November to March

The copyright of this document is owned by MaterialLab Consultants Ltd. It may not be reproduced except with prior written approval from the Company.

MATERIALAB CONSULTANTS LIMITED
Fugro Development Centre,
5 Lok Yi Street,
17 M.S. Castle Peak Road,
Tai Lam, Tuen Mun, N.T., Hong Kong.
Tel : (852)-24508238
Fax : (852)-24508032
Email : mcl@fugro.com.hk

MaterialLab

Interim Notification of Environmental Quality Limits Exceedances
Impact Water Quality Monitoring

Incident Report on Action Level or Limit Level Non-compliance

Reference No.:	20141018 /IM/SR7					
Project:	CV/2013/04 - Providing Sufficient Water Depth for Kwai Tsing Container Basin and its Approach Channel					
Date:	18/10/2014					
Time: (hh:mm)	Mid-Flood: 15:35 Mid-Ebb: 08:01					
Monitoring Location:	SR7 – Green Island, Corals					
Action Level / Limit Level:	DO (S&M): 6.11/6.02 mg/L; Turbidity: 2.9/4.8 NTU; DO (B): 6.11/6.04 mg/L; ____ : ____ / ____ mg/L ____ : ____ / ____ mg/L					
Measured Level of exceeded parameters: (tick / fill in / circle as appropriate)	Mid-Flood:			Mid-Ebb:		
	DO (S&M): 5.53 AL / (LL)	DO (B): 5.50 AL / (LL)		DO (S&M): ____ AL / LL	DO (B): 5.51 AL / (LL)	
	Turbidity: ____ AL / LL	____ : ____ AL / LL		Turbidity: ____ AL / LL	____ : ____ AL / LL	
	____ : ____ AL / LL	____ : ____ AL / LL		____ : ____ AL / LL	____ : ____ AL / LL	
Action taken / to be taken: (tick / fill in as appropriate)	Inspection: ☑ Silt curtain in proper condition ☑ Dredging rate within accepted rate ☑ Monitoring equipment is checked and confirmed without problem. ☐ Others: ____					
Possible reason for Action or Limit Level Non-compliance: (tick / fill in as appropriate)		DO(S&M)	DO(B)	Turbidity		
	☑ Change of ambient condition or influence in the vicinity, not Project related	✓	✓			
	Findings / Evidences					
	☑ Station at Upstream Location at MF	✓	✓			
	☑ Upstream Control Station ( ) exceeded AL/LL	MF:5.76mg/L(C2)	MF:5.46mg/L(C2) ME:5.71mg/L(C1)			
	☐ No increasing / decreasing (for DO) trend across the Project at ME	Upstream: ____ ( )mg/L Downstream: ____ ( )mg/L	Upstream: ____ ( )mg/L Downstream: ____ ( )mg/L	Upstream: ____ ( )NTU Downstream: ____ ( )NTU		
	☐ No Dredging Works carried out.					
	☐ Others					

The copyright of this document is owned by MaterialLab Consultants Ltd. It may not be reproduced except with prior written approval from the Company.

MATERIALAB CONSULTANTS LIMITED
Fugro Development Centre,
5 Lok Yi Street,
17 M.S. Castle Peak Road,
Tai Lam, Tuen Mun, N.T., Hong Kong.
Tel : (852)-24508238
Fax : (852)-24508032
Email : mcl@fugro.com.hk

Remarks: (tick / fill in as appropriate)	Repeat In-situ measurement was done. Mid-Flood: DO (S&M): 5.51 : _____ DO (B): 5.50 : _____ Turbidity: _____ : _____ Mid-Ebb: DO (S&M): _____ : _____ DO (B): 5.50 : _____ Turbidity: _____ : _____ ☑ Dredging works conducted at Portion A / ___ / ___ of the Project. According to Contractor, dredged rate was 2692 / ___ / ___ m^3/day at Portion A / ___ / ___ respectively. (in-situ) ☐ _____

Prepared by: Cyrus Lai

Signature:

Date (dd/mm/yyyy): 29 / 10 / 2014

Certified by : Colin Yung

Designation : Environmental Team Leader

Signature : _____

Date(dd/mm/yy): 29 / 10 / 2014

Notes:
- Abbreviation:
AL – Action Level
DO (B) – Dissolved Oxygen (Bottom)
DO (S&M) – Dissolved Oxygen (Surface & Middle)
LL – Limit Level
ME – Mid Ebb
MF – Mid Flood
NH3-N (In-situ) – Ammoniacal Nitrogen (In-situ results)
NH3-N (Lab) – Ammoniacal Nitrogen (Laboratory results)
TIN (In-situ) – Total Inorganic Nitrogen (In-situ results)
TIN (Lab) – Total Inorganic Nitrogen (Laboratory results)
TSS – Total Suspended Solids
- Wet Season: April to October; Dry Season: November to March

The copyright of this document is owned by MateriaLab Consultants Ltd. It may not be reproduced except with prior written approval from the Company.

MATERIALAB CONSULTANTS LIMITED
Fugro Development Centre,
5 Lok Yi Street,
17 M.S. Castle Peak Road,
Tai Lam, Tuen Mun, N.T., Hong Kong.
Tel : (852)-24508238
Fax : (852)-24508032
Email : mcl@fugro.com.hk

MaterialLab

Interim Notification of Environmental Quality Limits Exceedances
Impact Water Quality Monitoring

Incident Report on Action Level or Limit Level Non-compliance

Reference No.:	20141018 /IM/SR8						
Project:	CV/2013/04 - Providing Sufficient Water Depth for Kwai Tsing Container Basin and its Approach Channel						
Date:	18/10/2014						
Time: (hh:mm)	Mid-Flood: 13:58 Mid-Ebb: 08:59						
Monitoring Location:	SR8 – Shek Kok Tsui, Corals						
Action Level / Limit Level:	DO (S&M): 6.11/6.02 mg/L; Turbidity: 2.9/4.8 NTU; DO (B): 6.11/6.04 mg/L; _____ : _____/_____mg/L _____ : _____/_____mg/L _____ : _____/_____mg/L						
Measured Level of exceeded parameters (tick / fill in / circle as appropriate)	Mid-Flood:				Mid-Ebb:		
	DO (S&M): 5.68 AL / (LL)	DO (B): 5.36 AL / (LL)			DO (S&M): 5.62 AL / (LL)	DO (B): 5.56 AL / (LL)	
	Turbidity: 3.4 (AL) / LL	_____ : _____AL / LL			Turbidity: 3.6 (AL) / LL	_____ : _____AL / LL	
	_____ : _____AL / LL	_____ : _____AL / LL			_____ : _____AL / LL	_____ : _____AL / LL	
Action taken / to be taken: (tick / fill in as appropriate)	Inspection: ☑ Silt curtain in proper condition ☑ Dredging rate within accepted rate ☑ Monitoring equipment is checked and confirmed without problem. ☐ Others: _____						
Possible reason for Action or Limit Level Non-compliance: (tick / fill in as appropriate)		DO(S&M)	DO(B)	Turbidity			
	☑ Change of ambient condition or influence in the vicinity, not Project related	✓	✓	✓			
	Findings / Evidences						
	☑ Station at Upstream Location at MF	✓	✓	✓			
	☑ Upstream Control Station ( ) exceeded AL/LL	MF:5.76mg/L(C2) ME:6.10mg/L(C1)	MF:5.46mg/L(C2) ME:5.71mg/L(C1)	MF:3.4NTU(C2) ME:3.0NTU(C1)			
	☐ No increasing / decreasing (for DO) trend across the Project at ME	Upstream: _____ ( )mg/L Downstream: _____ ( )mg/L	Upstream: _____ ( )mg/L Downstream: _____ ( )mg/L	Upstream: _____ ( )NTU Downstream: _____ ( )NTU			
	☐ No Dredging Works carried out.						
	☐ Others						

The copyright of this document is owned by MaterialLab Consultants Ltd. It may not be reproduced except with prior written approval from the Company.

MATERIALAB CONSULTANTS LIMITED
Fugro Development Centre,
5 Lok Yi Street,
17 M.S. Castle Peak Road,
Tai Lam, Tuen Mun, N.T., Hong Kong.
Tel : (852)-24508238
Fax : (852)-24508032
Email : mcl@fugro.com.hk

Remarks: (tick / fill in as appropriate)	Repeat In-situ measurement was done. Mid-Flood: DO (S&M): 5.69 DO (B): 5.36 Turbidity: 3.4 Mid-Ebb: DO (S&M): 5.62 DO (B): 5.56 Turbidity: 3.7 ☑ Dredging works conducted at Portion A / / of the Project. According to Contractor, dredged rate was 2692 / / m^3/day at Portion A / / respectively. (in-situ) ☐

Prepared by: Cyrus Lo
Signature:
Date (dd/mm/yyyy): 29/10/2014

Certified by : Colin Yung
Designation : Environmental Team Leader
Signature :
Date(dd/mm/yy): 29/10/2014

Notes:
- Abbreviation:
AL – Action Level
DO (B) – Dissolved Oxygen (Bottom)
DO (S&M) – Dissolved Oxygen (Surface & Middle)
LL – Limit Level
ME – Mid Ebb
MF – Mid Flood
NH3-N (In-situ) – Ammoniacal Nitrogen (In-situ results)
NH3-N (Lab) – Ammoniacal Nitrogen (Laboratory results)
TIN (In-situ) – Total Inorganic Nitrogen (In-situ results)
TIN (Lab) – Total Inorganic Nitrogen (Laboratory results)
TSS – Total Suspended Solids
- Wet Season: April to October; Dry Season: November to March

The copyright of this document is owned by MaterialLab Consultants Ltd. It may not be reproduced except with prior written approval from the Company.

MATERIALAB CONSULTANTS LIMITED
Fugro Development Centre,
5 Lok Yi Street,
17 M.S. Castle Peak Road,
Tai Lam, Tuen Mun, N.T., Hong Kong.
Tel : (852)-24508238
Fax : (852)-24508032
Email : mcl@fugro.com.hk

Interim Notification of Environmental Quality Limits Exceedances
Impact Water Quality Monitoring

Incident Report on Action Level or Limit Level Non-compliance

Reference No.:	20141018 /IM/SR9
Project:	CV/2013/04 - Providing Sufficient Water Depth for Kwai Tsing Container Basin and its Approach Channel
Date:	18/10/2014
Time: (hh:mm)	Mid-Flood: 14:56 Mid-Ebb: 08:19
Monitoring Location:	SR9 – Cheung Sha Wan FCZ
Action Level / Limit Level:	DO (S&M): 6.11/6.02 mg/L; TIN 0.37/0.49(wet season) or 0.22/0.29(dry season)mg/L DO (B): 6.11/6.04 mg/L; Turbidity: 2.9/4.8 NTU; : / mg/L : / mg/L

Measured Level of exceeded parameters: (tick / fill in / circle as appropriate)	Mid-Flood:			Mid-Ebb:			
	DO (S&M):	5.59 AL / (LL)	DO (B):	5.08 AL / (LL)	DO (S&M):	AL / LL	DO (B):	5.90 AL / (LL)
	Turbidity:	5.9 AL / (LL)	TIN(In-situ):	0.43 (AL) / LL	Turbidity:	6.1 AL / (LL)	TIN(In-situ):	AL / LL
	TIN(Lab):	AL / LL	:	AL / LL	TIN(Lab):	AL / LL	:	AL / LL

Action taken / to be taken: (tick / fill in as appropriate)

Inspection:
- ☑ Silt curtain in proper condition
- ☑ Dredging rate within accepted rate
- ☑ Monitoring equipment is checked and confirmed without problem.
- ☐ Others: _____

Possible reason for Action or Limit Level Non-compliance: (tick / fill in as appropriate)

	DO(S&M)	DO(B)	Turbidity	TIN	TSS
☑ Change of ambient condition or influence in the vicinity, not Project related	✓	✓	✓	✓	✓
Findings / Evidences					
☑ Station at Upstream Location at MF	✓	✓	✓	✓	✓
☑ Upstream Control Station ( ) exceeded AL/LL	MF:5.76mg/L(C2) ME:6.10mg/L(C1)	MF:5.46mg/L(C2) ME:5.71mg/L(C1)	MF:3.4NTU(C2) ME:3.0NTU(C1)	MF:0.46mg/L(G6) ME:0.83mg/L(G1)	
☑ No increasing / decreasing (for DO) trend across the Project at ME	Upstream: ( )mg/L Downstream: ( )mg/L	Upstream: ( )mg/L Downstream: ( )mg/L	Upstream: ( )NTU Downstream: ( )NTU	Upstream: ( )mg/L Downstream: ( )mg/L	Upstream: 7 mg/L (G2) Downstream: 3 mg/L (G6)
☐ No Dredging Works carried out.					
☐ Others					

The copyright of this document is owned by MaterialLab Consultants Ltd. It may not be reproduced except with prior written approval from the Company.

MATERIALAB CONSULTANTS LIMITED
Fugro Development Centre,
5 Lok Yi Street,
17 M.S. Castle Peak Road,
Tai Lam, Tuen Mun, N.T., Hong Kong.
Tel : (852)-24508238
Fax : (852)-24508032
Email : mcl@fugro.com.hk

MaterialLab

Remarks: (tick / fill in as appropriate)	Repeat In-situ measurement was done. Mid-Flood: DO (S&M): 5.60 DO (B): 5.08 Turbidity: 6.0 TIN: 0.44 : : : Mid-Ebb: DO (S&M): ____ DO (B): 5.90 Turbidity: 6.1 TIN: ____ : : : ☑ Dredging works conducted at Portion A / / of the Project. According to Contractor, dredged rate was 2692 / / m^3/day at Portion A / / respectively. (in-situ) ☑ No TIN exceedance was found at Mid-Flood in laboratory result (0.27).

Prepared by: Cyrus Lo

Signature:

Date (dd/mm/yyyy): 04/11/2014

Certified by : Colin Yung

Designation : Environmental Team Leader

Signature :

Date(dd/mm/yy): 04/11/2014

Notes:
- Abbreviation:
AL – Action Level
DO (B) – Dissolved Oxygen (Bottom)
DO (S&M) – Dissolved Oxygen (Surface & Middle)
LL – Limit Level
ME – Mid Ebb
MF – Mid Flood
NH3-N (In-situ) – Ammoniacal Nitrogen (In-situ results)
NH3-N (Lab) – Ammoniacal Nitrogen (Laboratory results)
TIN (In-situ) – Total Inorganic Nitrogen (In-situ results)
TIN (Lab) – Total Inorganic Nitrogen (Laboratory results)
TSS – Total Suspended Solids
- Wet Season: April to October; Dry Season: November to March

The copyright of this document is owned by MaterialLab Consultants Ltd. It may not be reproduced except with prior written approval from the Company.

MATERIALAB CONSULTANTS LIMITED
Fugro Development Centre,
5 Lok Yi Street,
17 M.S. Castle Peak Road,
Tai Lam, Tuen Mun, N.T., Hong Kong.
Tel : (852)-24508238
Fax : (852)-24508032
Email : mcl@fugro.com.hk

MaterialLab

Interim Notification of Environmental Quality Limits Exceedances
Impact Water Quality Monitoring

Incident Report on Action Level or Limit Level Non-compliance

Reference No.:	20141018 /IM/SR10 a
Project:	CV/2013/04 - Providing Sufficient Water Depth for Kwai Tsing Container Basin and its Approach Channel
Date:	18/10/2014
Time: (hh:mm)	Mid-Flood: 13:26 Mid-Ebb: 09:36
Monitoring Location:	SR10 – Lo Tik Wan FCZ
Action Level / Limit Level:	DO (S&M): 6.11/6.02 mg/L; TIN: 0.37/0.49(wet season) or 0.22/0.29(dry season)mg/L DO (B): 6.11/6.04 mg/L; Turbidity: 2.9/4.8 NTU; : / mg/L rd : / mg/L

Measured Level of exceeded parameters: (tick / fill in / circle as appropriate)	Mid-Flood:				Mid-Ebb:			
	DO (S&M):	5.97 AL / (LL)	DO (B):	5.50 AL / (LL)	DO (S&M):	6.10 (AL) / LL	DO (B):	574 AL / (LL)
	Turbidity:	AL / LL	TIN(In-situ):	0.41 (AL) / LL	Turbidity:	AL / LL	TIN(In-situ):	0.39 (AL) / LL
	TIN(Lab):	AL / LL	:	AL / LL	TIN(Lab):	AL / LL	:	AL / LL

Action taken / to be taken: (tick / fill in as appropriate)

Inspection:
- ☑ Silt curtain in proper condition
- ☑ Dredging rate within accepted rate
- ☑ Monitoring equipment is checked and confirmed without problem.
- ☐ Others: _____

Possible reason for Action or Limit Level Non-compliance: (tick / fill in as appropriate)

	DO(S&M)	DO(B)	Turbidity	TIN	
☑ Change of ambient condition or influence in the vicinity, not Project related	✓	✓		✓	
Findings / Evidences					
☑ Station at Upstream Location at MF	✓	✓		✓	
☑ Upstream Control Station or gradient station for TIN exceeded AL/LL	MF:5.76mg/L(C2) ME:6.10mg/L(C1)	MF:5.46mg/L(C2) ME:5.71mg/L(C1)		MF:0.46mg/L(G6) ME:0.83mg/L(G1)	
☐ No increasing / decreasing (for DO) trend across the Project at ME	Upstream: ( )mg/L Downstream: ( )mg/L	Upstream: ( )mg/L Downstream: ( )mg/L	Upstream: ( )NTU Downstream: ( )NTU	Upstream: ( )mg/L Downstream: ( )mg/L	
☐ No Dredging Works carried out.					
☐ Others					

The copyright of this document is owned by MaterialLab Consultants Ltd. It may not be reproduced except with prior written approval from the Company.

MATERIALAB CONSULTANTS LIMITED
Fugro Development Centre,
5 Lok Yi Street,
17 M.S. Castle Peak Road,
Tai Lam, Tuen Mun, N.T., Hong Kong.
Tel : (852)-24508238
Fax : (852)-24508032
Email : mcl@fugro.com.hk

MaterialLab

Remarks: (tick / fill in as appropriate)	Repeat In-situ measurement was done. Mid-Flood: DO (S&M): 5.97 DO (B): 5.51 Turbidity: 0.41 TIN: ___ : ___ ___ : ___ Mid-Ebb: DO (S&M): 6.11 DO (B): 5.47 Turbidity: 0.40 TIN: ___ : ___ ___ : ___ ☑ Dredging works conducted at Portion A / ___ / ___ of the Project. According to Contractor, dredged rate was 2692 / ___ / ___ m^3/day at Portion A / ___ / ___ respectively. (in-situ) ☑ No TIN exceedance was found in laboratory result (Mid-Flood: 0.08 and Mid-Ebb: 0.08).

Prepared by: Cyrus Lai
Signature:
Date (dd/mm/yyyy): 04 / 11 / 2014

Certified by : Colin Yung
Designation : Environmental Team Leader
Signature : Ce .
Date(dd/mm/yy): 04 / 11 / 2014

Notes:
- Abbreviation:
AL – Action Level
DO (B) – Dissolved Oxygen (Bottom)
DO (S&M) – Dissolved Oxygen (Surface & Middle)
LL – Limit Level
ME – Mid Ebb
MF – Mid Flood
NH3-N (In-situ) – Ammoniacal Nitrogen (In-situ results)
NH3-N (Lab) – Ammoniacal Nitrogen (Laboratory results)
TIN (In-situ) – Total Inorganic Nitrogen (In-situ results)
TIN (Lab) – Total Inorganic Nitrogen (Laboratory results)
TSS – Total Suspended Solids
- Wet Season: April to October; Dry Season: November to March

The copyright of this document is owned by MaterialLab Consultants Ltd. It may not be reproduced except with prior written approval from the Company.

MATERIALAB CONSULTANTS LIMITED
Fugro Development Centre,
5 Lok Yi Street,
17 M.S. Castle Peak Road,
Tai Lam, Tuen Mun, N.T., Hong Kong.
Tel : (852)-24508238
Fax : (852)-24508032
Email : mcl@fugro.com.hk

MaterialLab

Interim Notification of Environmental Quality Limits Exceedances
Impact Water Quality Monitoring

Incident Report on Action Level or Limit Level Non-compliance

Reference No.:	20141018 /IM/SR11
Project:	CV/2013/04 - Providing Sufficient Water Depth for Kwai Tsing Container Basin and its Approach Channel
Date:	18/10/2014
Time: (hh:mm)	Mid-Flood: 14:56 Mid-Ebb: 10:40
Monitoring Location:	SR11 – Sok Kwu Wan FCZ
Action Level / Limit Level:	DO (S&M): 6.11/6.02 mg/L; TIN: 0.37/0.49(wet season) or 0.22/0.29(dry season)mg/L DO (B): 6.11/6.04 mg/L; Turbidity: 2.9/4.8 NTU; _____ : _____ / _____ mg/L Words _____ : _____ / _____ mg/L

Measured Level of exceeded parameters (tick / fill in / circle as appropriate)	Mid-Flood:		Mid-Ebb:	
	DO (S&M): 5.36 AL / (LL)	DO (B): 5.28 AL / (LL)	DO (S&M): 5.62 AL / (LL)	DO (B): 5.41 AL / (LL)
	Turbidity: 3.3 (AL) / LL	TIN(In-situ): ____ AL / LL	Turbidity: ____ AL / LL	TIN(In-situ): ____ AL / LL
	TIN(Lab): ____ AL / LL	____ : ____ AL / LL	TIN(Lab): ____ AL / LL	____ : ____ AL / LL

Action taken / to be taken: (tick / fill in as appropriate)

Inspection:
- ☑ Silt curtain in proper condition
- ☑ Dredging rate within accepted rate
- ☑ Monitoring equipment is checked and confirmed without problem.
- ☐ Others: _____

Possible reason for Action or Limit Level Non-compliance: (tick / fill in as appropriate)

	DO(S&M)	DO(B)	Turbidity	TIN	
☑ Change of ambient condition or influence in the vicinity, not Project related	✓	✓	✓		
Findings / Evidences					
☑ Station at Upstream Location at MF	✓	✓	✓		
☑ Upstream Control Station ( ) exceeded AL/LL	MF:5.76mg/L(C2) ME:6.10mg/L(C1)	MF:5.46mg/L(C2) ME:5.71mg/L(C1)	MF:3.4NTU(C2)		
☐ No increasing / decreasing (for DO) trend across the Project at ME	Upstream: ____ ( )mg/L Downstream: ____ ( )mg/L	Upstream: ____ ( )mg/L Downstream: ____ ( )mg/L	Upstream: ____ ( )NTU Downstream: ____ ( )NTU	Upstream: ____ ( )mg/L Downstream: ____ ( )mg/L	
☐ No Dredging Works carried out.					
☐ Others					

The copyright of this document is owned by MaterialLab Consultants Ltd. It may not be reproduced except with prior written approval from the Company.

MATERIALAB CONSULTANTS LIMITED
Fugro Development Centre,
5 Lok Yi Street,
17 M.S. Castle Peak Road,
Tai Lam, Tuen Mun, N.T., Hong Kong.
Tel : (852)-24508238
Fax : (852)-24508032
Email : mcl@fugro.com.hk

MaterialLab

Remarks: (tick / fill in as appropriate)	Repeat In-situ measurement was done. Mid-Flood: DO (S&M): 5.37 DO (B): 5.29 Turbidity: _____ TIN: _____ : _____ : _____ Mid-Ebb: DO (S&M): 5.61 DO (B): 5.40 Turbidity: _____ TIN: _____ : _____ : _____ ☑ Dredging works conducted at Portion A / / of the Project. According to Contractor, dredged rate (in-situ) was 2692 / / m^3/day at Portion A / / respectively. ☐ _____

Prepared by: Cyrus Lai

Signature:

Date (dd/mm/yyyy): 29 / 10 / 2014

Certified by : Colin Yung

Designation : Environmental Team Leader

Signature :

Date(dd/mm/yy): 29 / 10 / 2014

Notes:
- Abbreviation:
AL – Action Level
DO (B) – Dissolved Oxygen (Bottom)
DO (S&M) – Dissolved Oxygen (Surface & Middle)
LL – Limit Level
ME – Mid Ebb
MF – Mid Flood
NH3-N (In-situ) – Ammoniacal Nitrogen (In-situ results)
NH3-N (Lab) – Ammoniacal Nitrogen (Laboratory results)
TIN (In-situ) – Total Inorganic Nitrogen (In-situ results)
TIN (Lab) – Total Inorganic Nitrogen (Laboratory results)
TSS – Total Suspended Solids
- Wet Season: April to October; Dry Season: November to March

The copyright of this document is owned by MateriaLab Consultants Ltd. It may not be reproduced except with prior written approval from the Company.

MATERIALAB CONSULTANTS LIMITED
Fugro Development Centre,
5 Lok Yi Street,
17 M.S. Castle Peak Road,
Tai Lam, Tuen Mun, N.T., Hong Kong.
Tel : (852)-24508238
Fax : (852)-24508032
Email : mcl@fugro.com.hk

MaterialLab

Interim Notification of Environmental Quality Limits Exceedances
Impact Water Quality Monitoring

Incident Report on Action Level or Limit Level Non-compliance

Reference No.:	20141018 /IM/SR12
Project:	CV/2013/04 - Providing Sufficient Water Depth for Kwai Tsing Container Basin and its Approach Channel
Date:	18 / 10 /2014
Time: (hh:mm)	Mid-Flood: 14:20 Mid-Ebb: 09:15
Monitoring Location:	SR12 – Tsing Yi, WSD Flushing Water Intake
Action Level / Limit Level:	DO (S&M): 2/2 mg/L; NH3-N: <1/<1 mg/L ; DO (B): 2/2 mg/L; Turbidity: <10/<10 NTU; Total Suspended Solids : <10/<10 mg/L _____ : _____/_____mg/L

Measured Level of exceeded parameters: (tick / fill in / circle as appropriate)	Mid-Food:		Mid-Ebb:	
	DO (S&M): _____AL / LL	DO (B): _____AL / LL	DO (S&M): _____AL / LL	DO (B): _____AL / LL
	Turbidity: _____AL / LL	NH3-N(In-situ): _____AL / LL	Turbidity: _____AL / LL	NH3-N(In-situ): _____AL / LL
	NH3-N(Lab): _____AL / LL	_____ : _____AL / LL	NH3-N(Lab): _____AL / LL	TSS : 11 AL / (LL)

Action taken / to be taken: (tick / fill in as appropriate)

Inspection:
- ☑ Silt curtain in proper condition
- ☑ Dredging rate within accepted rate
- ☑ Monitoring equipment is checked and confirmed without problem.
- ☐ Others: _____

Possible reason for Action or Limit Level Non-compliance: (tick / fill in as appropriate)

	DO(S&M)	DO(B)	Turbidity	NH3-N	TSS
☑ Change of ambient condition or influence in the vicinity, not Project related					✓
Findings / Evidences					
☑ Station at Upstream Location at ME					✓
☐ Upstream Control Station ( ) exceeded AL/LL					
☐ No increasing / decreasing (for DO) trend across the Project at MF	Upstream: _____( )mg/L Downstream: _____( )mg/L	Upstream: _____( )mg/L Downstream: _____( )mg/L	Upstream: _____( )NTU Downstream: _____( )NTU	Upstream: _____( )mg/L Downstream: _____( )mg/L	
☐ No Dredging Works carried out.					
☐ Others					

The copyright of this document is owned by MaterialLab Consultants Ltd. It may not be reproduced except with prior written approval from the Company.

MATERIALAB CONSULTANTS LIMITED
Fugro Development Centre,
5 Lok Yi Street,
17 M.S. Castle Peak Road,
Tai Lam, Tuen Mun, N.T., Hong Kong.
Tel : (852)-24508238
Fax : (852)-24508032
Email : mcl@fugro.com.hk

MaterialLab

Remarks: (tick / fill in as appropriate)	Repeat In-situ measurement was done. Mid-Flood: DO (S&M): _____ DO (B): _____ Turbidity: _____ NH3-N: _____ _____: _____ _____: _____ Mid-Ebb: DO (S&M): _____ DO (B): _____ Turbidity: _____ NH3-N: _____ _____: _____ _____: _____ ☑ Dredging works conducted at Portion A / / of the Project. According to Contractor, dredged rate was 2692 / / m³/day at Portion A / / respectively. (mean) ☐ _____

Prepared by: A Cyrw Lai

Signature:

Date (dd/mm/yyyy): 04 / 11 / 2014

Certified by: Colin Yung
Designation: Environmental Team Leader

Signature: _____

Notes;
- Abbreviation:
AL - Action Level
DO (B) - Dissolved Oxygen (Bottom)
DO (S&M) - Dissolved Oxygen (Surface & Middle)
LL - Limit Level
ME - Mid Ebb
MF - Mid Flood
NH3-N (In-situ) - Ammoniacal Nitrogen (In-situ results)
NH3-N (Lab) - Ammoniacal Nitrogen (Laboratory results)
TIN (In-situ) - Total Inorganic Nitrogen (In-situ results)
TIN (Lab) - Total Inorganic Nirogen (Laboratory results)
TSS - Total Suspended Solids
- Wet Season: April to October; Dry Season: November to March

The copyright of this document is owned by MaterialLab Consultants Ltd. It may not be reproduced except with prior written approval from the Company.

MATERIALAB CONSULTANTS LIMITED
Fugro Development Centre,
5 Lok Yi Street,
17 M.S. Castle Peak Road,
Tai Lam, Tuen Mun, N.T., Hong Kong.
Tel : (852)-24508238
Fax : (852)-24508032
Email : mcl@fugro.com.hk

MaterialLab

Interim Notification of Environmental Quality Limits Exceedances
Impact Water Quality Monitoring

Incident Report on Action Level or Limit Level Non-compliance

Reference No.:	20141018 /IM/SR13
Project:	CV/2013/04 - Providing Sufficient Water Depth for Kwai Tsing Container Basin and its Approach Channel
Date:	18/10/2014
Time: (hh:mm)	Mid-Flood: 14:32 Mid-Ebb: 09:02
Monitoring Location:	SR13 – EMSD Cooling Water Intake for Kwai Chung Hospital
Action Level / Limit Level:	DO (S&M): 5.31/5.22 mg/L; Turbidity: 13.1/15.7 NTU; DO (B): 5.29/5.12 mg/L; _____ : _____/_____mg/L _____ : _____/_____mg/L _____ : _____/_____mg/L

Measured Level of exceeded parameters (tick / fill in / circle as appropriate)	Mid-Flood:		Mid-Ebb:	
	DO (S&M): 5.09 AL / (LL)	DO (B): 4.80 AL / (LL)	DO (S&M): 4.80 AL / (LL)	DO (B): 4.70 AL / (LL)
	Turbidity: _____AL / LL	_____ : _____AL / LL	Turbidity: _____AL / LL	_____ : _____AL / LL
	_____ : _____AL / LL	_____ : _____AL / LL	_____ : _____AL / LL	_____ : _____AL / LL

Action taken / to be taken: (tick / fill in as appropriate)

Inspection:
- ☑ Silt curtain in proper condition
- ☑ Dredging rate within accepted rate
- ☑ Monitoring equipment is checked and confirmed without problem.
- ☐ Others: _____

Possible reason for Action or Limit Level Non-compliance: (tick / fill in as appropriate)

	DO(S&M)	DO(B)	Turbidity		
☑ Change of ambient condition or influence in the vicinity, not Project related	✓	✓			
Findings / Evidences					
☑ Station at Upstream Location at ME	✓	✓			
☐ Upstream Control Station ( ) exceeded AL/LL					
☑ ~~No increasing /~~ decreasing (for DO) trend across the Project at MF	Upstream: 5.28 (G6)mg/L Downstream: 5.84 (G1)mg/L	Upstream: 5.18 (G6)mg/L Downstream: 5.41 (G2)mg/L	Upstream: _____ ( )NTU Downstream: _____ ( )NTU		
☐ No Dredging Works carried out.					
☐ Others					

The copyright of this document is owned by MaterialLab Consultants Ltd. It may not be reproduced except with prior written approval from the Company.

MATERIALAB CONSULTANTS LIMITED
Fugro Development Centre,
5 Lok Yi Street,
17 M.S. Castle Peak Road,
Tai Lam, Tuen Mun, N.T., Hong Kong.
Tel : (852)-24508238
Fax : (852)-24508032
Email : mcl@fugro.com.hk

MaterialLab

Remarks: (tick / fill in as appropriate)	Repeat In-situ measurement was done. Mid-Flood: DO (S&M): 5.10 DO (B): 4.80 Turbidity: ____ Mid-Ebb: DO (S&M): 4.81 DO (B): 4.70 Turbidity: ____ ☑ Dredging works conducted at Portion A / ___ / ___ of the Project. According to Contractor, dredged rate was 2692 / ___ / ___ m^3/day at Portion A / ___ / ___ respectively. (in-situ) ☐ ____

Prepared by: Cyrus Lai

Signature:

Date (dd/mm/yyyy): 29 / 10 / 2014

Certified by : Colin Yung

Designation : Environmental Team Leader

Signature :

Date(dd/mm/yy): 29 / 10 / 2014

Notes:
- Abbreviation:
AL – Action Level
DO (B) – Dissolved Oxygen (Bottom)
DO (S&M) – Dissolved Oxygen (Surface & Middle)
LL – Limit Level
ME – Mid Ebb
MF – Mid Flood
NH3-N (In-situ) – Ammoniacal Nitrogen (In-situ results)
NH3-N (Lab) – Ammoniacal Nitrogen (Laboratory results)
TIN (In-situ) – Total Inorganic Nitrogen (In-situ results)
TIN (Lab) – Total Inorganic Nitrogen (Laboratory results)
TSS – Total Suspended Solids
- Wet Season: April to October; Dry Season: November to March

The copyright of this document is owned by MaterialLab Consultants Ltd. It may not be reproduced except with prior written approval from the Company.

MATERIALAB CONSULTANTS LIMITED
Fugro Development Centre,
5 Lok Yi Street,
17 M.S. Castle Peak Road,
Tai Lam, Tuen Mun, N.T., Hong Kong.
Tel : (852)-24508238
Fax : (852)-24508032
Email : mcl@fugro.com.hk

MaterialLab

Interim Notification of Environmental Quality Limits Exceedances
Impact Water Quality Monitoring

Incident Report on Action Level or Limit Level Non-compliance

Reference No.:	20141021 /IM/SR1
Project:	CV/2013/04 - Providing Sufficient Water Depth for Kwai Tsing Container Basin and its Approach Channel
Date:	21 / 10 / 2014
Time: (hh:mm)	Mid-Flood: 14:25 Mid-Ebb: 12:18
Monitoring Location:	SR1 – Near Hong Kong Garden, WSD Flushing Water Intake
Action Level / Limit Level:	DO (S&M): 2/2 mg/L; NH3-N: <1/<1 mg/L ; DO (B): 2/2 mg/L; Turbidity: <10/<10 NTU; Total Suspended Solids : <10/<10 mg/L _____ : _____/_____mg/L

Measured Level of exceeded parameters: (tick / fill in / circle as appropriate)	Mid-Food:				Mid-Ebb:			
	DO (S&M): _____AL / LL	DO (B): _____AL / LL			DO (S&M): _____AL / LL	DO (B): _____AL / LL		
	Turbidity: _____AL / LL	NH3-N(In-situ): _____AL / LL			Turbidity: _____AL / LL	NH3-N(In-situ): _____AL / LL		
	NH3-N(Lab): _____AL / LL	TSS : 28 AL / (LL)			NH3-N(Lab): _____AL / LL	TSS : 31 AL / (LL)		

Action taken / to be taken: (tick / fill in as appropriate)

Inspection:
- ☑ Silt curtain in proper condition
- ☑ Dredging rate within accepted rate
- ☑ Monitoring equipment is checked and confirmed without problem.
- ☐ Others: _____

Possible reason for Action or Limit Level Non-compliance: (tick / fill in as appropriate)

	DO(S&M)	DO(B)	Turbidity	NH3-N	TSS
☑ Change of ambient condition or influence in the vicinity, not Project related					✓
Findings / Evidences					
☑ Station at Upstream Location at ME					✓
☐ Upstream Control Station ( ) exceeded AL/LL					
☑ No increasing / ~~decreasing (for DO)~~ trend across the Project at MF	Upstream: _____( )mg/L Downstream: _____( )mg/L	Upstream: _____( )mg/L Downstream: _____( )mg/L	Upstream: _____( )NTU Downstream: _____( )NTU	Upstream: _____( )mg/L Downstream: _____( )mg/L	Upstream: 12 mg/L (G5) Downstream: 6 mg/L (G2)
☐ No Dredging Works carried out.					
☐ Others					

The copyright of this document is owned by MaterialLab Consultants Ltd. It may not be reproduced except with prior written approval from the Company.

MATERIALAB CONSULTANTS LIMITED
Fugro Development Centre,
5 Lok Yi Street,
17 M.S. Castle Peak Road,
Tai Lam, Tuen Mun, N.T., Hong Kong.
Tel : (852)-24508238
Fax : (852)-24508032
Email : mcl@fugro.com.hk

MaterialLab

Remarks: (tick / fill in as appropriate)	Repeat In-situ measurement was done. Mid-Flood: DO (S&M): _____ DO (B): _____ Turbidity: _____ NH3-N: _____ _____: _____ _____: _____ Mid-Ebb: DO (S&M): _____ DO (B): _____ Turbidity: _____ NH3-N: _____ _____: _____ _____: _____ ☑ Dredging works conducted at Portion A / / of the Project. According to Contractor, dredged rate was 3231 / / m^3/day at Portion A / / respectively. (In-situ) ☐

Prepared by: ACyrus Lai

Signature:

Date (dd/mm/yyyy): 04 / 11 / 2014

Certified by: Colin Yung
Designation: Environmental Team Leader

Signature: Cl

Notes;
- Abbreviation:
AL - Action Level
DO (B) - Dissolved Oxygen (Bottom)
DO (S&M) - Dissolved Oxygen (Surface & Middle)
LL - Limit Level
ME - Mid Ebb
MF - Mid Flood
NH3-N (In-situ) - Ammoniacal Nitrogen (In-situ results)
NH3-N (Lab) - Ammoniacal Nitrogen (Laboratory results)
TIN (In-situ) - Total Inorganic Nitrogen (In-situ results)
TIN (Lab) - Total Inorganic Nirogen (Laboratory results)
TSS - Total Suspended Solids
- Wet Season: April to October; Dry Season: November to March

The copyright of this document is owned by MaterialLab Consultants Ltd. It may not be reproduced except with prior written approval from the Company.

MATERIALAB CONSULTANTS LIMITED
Fugro Development Centre,
5 Lok Yi Street,
17 M.S. Castle Peak Road,
Tai Lam, Tuen Mun, N.T., Hong Kong.
Tel : (852)-24508238
Fax : (852)-24508032
Email : mcl@fugro.com.hk

MaterialLab

Interim Notification of Environmental Quality Limits Exceedances
Impact Water Quality Monitoring

Incident Report on Action Level or Limit Level Non-compliance

Reference No.:	20141021 /IM/SR6
Project:	CV/2013/04 - Providing Sufficient Water Depth for Kwai Tsing Container Basin and its Approach Channel
Date:	21/10/2014
Time: (hh:mm)	Mid-Flood: 16:50 Mid-Ebb: 09:30
Monitoring Location:	SR6 – Kau Yi Chau, Corals
Action Level / Limit Level:	DO (S&M): 6.11/6.02 mg/L; Turbidity: 2.9/4.8 NTU; DO (B): 6.11/6.04 mg/L; _____ : _____ / _____ mg/L _____ : _____ / _____ mg/L

Measured Level of exceeded parameters (tick / fill in / circle as appropriate)

Mid-Flood:				Mid-Ebb:			
DO (S&M):	5.70 AL / (LL)	DO (B):	5.44 AL / (LL)	DO (S&M):	5.98 AL / (LL)	DO (B):	5.77 AL / (LL)
Turbidity:	4.5 (AL) / LL	_____ :	_____ AL / LL	Turbidity:	3.4 (AL) / LL	_____ :	_____ AL / LL
_____ :	_____ AL / LL	_____ :	_____ AL / LL	_____ :	_____ AL / LL	_____ :	_____ AL / LL

Action taken / to be taken: (tick / fill in as appropriate)

Inspection:
- ☑ Silt curtain in proper condition
- ☑ Dredging rate within accepted rate
- ☑ Monitoring equipment is checked and confirmed without problem.
- ☐ Others: _____

Possible reason for Action or Limit Level Non-compliance: (tick / fill in as appropriate)

	DO(S&M)	DO(B)	Turbidity		
☑ Change of ambient condition or influence in the vicinity, not Project related	✓	✓	✓		
Findings / Evidences					
☑ Station at Upstream Location at MF	✓	✓	✓		
☑ Upstream Control Station ( ) exceeded AL/LL	MF:5.89mg/L(C3)	MF:5.68mg/L(C3)	MF:5.7NTU(C2) ME:3.9NTU(C1)		
☑ No ~~increasing /~~ decreasing (for DO) trend across the Project at ME	Upstream: 5.93 (G2)mg/L Downstream: 5.94 (G6)mg/L	Upstream: 5.75 (G2)mg/L Downstream: 5.76 (G6)mg/L	Upstream: _____ ( )NTU Downstream: _____ ( )NTU		
☐ No Dredging Works carried out.					
☐ Others					

The copyright of this document is owned by MaterialLab Consultants Ltd. It may not be reproduced except with prior written approval from the Company.

MATERIALAB CONSULTANTS LIMITED
Fugro Development Centre,
5 Lok Yi Street,
17 M.S. Castle Peak Road,
Tai Lam, Tuen Mun, N.T., Hong Kong.
Tel : (852)-24508238
Fax : (852)-24508032
Email : mcl@fugro.com.hk

MaterialLab

Remarks: (tick / fill in as appropriate)	Repeat In-situ measurement was done. Mid-Flood: DO (S&M): 5.71 : ____ DO (B): 5.44 : ____ Turbidity: 4.5 : ____ Mid-Ebb: DO (S&M): 5.99 : ____ DO (B): 5.76 : ____ Turbidity: 4 : ____ ☑ Dredging works conducted at Portion A / ___ / ___ of the Project. According to Contractor, dredged rate was 3231 / ___ / ___ m^3/day at Portion A / ___ / ___ respectively. (in-situ) ☐ ____

Prepared by: Cyrus Lai

Signature:

Date (dd/mm/yyyy): 31/10/2014

Certified by : Colin Yung

Designation : Environmental Team Leader

Signature :

Date(dd/mm/yy): 31/10/2014

Notes:
- Abbreviation:
AL – Action Level
DO (B) – Dissolved Oxygen (Bottom)
DO (S&M) – Dissolved Oxygen (Surface & Middle)
LL – Limit Level
ME – Mid Ebb
MF – Mid Flood
NH3-N (In-situ) – Ammoniacal Nitrogen (In-situ results)
NH3-N (Lab) – Ammoniacal Nitrogen (Laboratory results)
TIN (In-situ) – Total Inorganic Nitrogen (In-situ results)
TIN (Lab) – Total Inorganic Nitrogen (Laboratory results)
TSS – Total Suspended Solids
- Wet Season: April to October; Dry Season: November to March

The copyright of this document is owned by MaterialLab Consultants Ltd. It may not be reproduced except with prior written approval from the Company.

MATERIALAB CONSULTANTS LIMITED
Fugro Development Centre,
5 Lok Yi Street,
17 M.S. Castle Peak Road,
Tai Lam, Tuen Mun, N.T., Hong Kong.
Tel : (852)-24508238
Fax : (852)-24508032
Email : mcl@fugro.com.hk

Interim Notification of Environmental Quality Limits Exceedances
Impact Water Quality Monitoring

Incident Report on Action Level or Limit Level Non-compliance

Reference No.:	20141021 /IM/SR5 Q
Project:	CV/2013/04 - Providing Sufficient Water Depth for Kwai Tsing Container Basin and its Approach Channel
Date:	21/10/2014
Time: (hh:mm)	Mid-Flood: 14:32 Mid-Ebb: 11:55
Monitoring Location:	SR5 – Ma Wan FCZ
Action Level / Limit Level:	DO (S&M): 5.45/5.39 mg/L; Turbidity: 6.7/10.1 NTU; DO (B): 5.43/5.27 mg/L; TIN 0.45/0.50(wet season) or 0.36/0.39(dry season)mg/L _____ : ____ / ____ mg/L _____ : ____ / ____ mg/L

Measured Level of exceeded parameters: (tick / fill in / circle as appropriate)	Mid-Flood:				Mid-Ebb:			
	DO (S&M):	____ AL / LL	DO (B):	____ AL / LL	DO (S&M):	____ AL / LL	DO (B):	____ AL / LL
	Turbidity:	____ AL / LL	TIN(In-situ):	0.92 AL / LL	Turbidity:	____ AL / LL	TIN(In-situ):	0.71 AL / LL
	TIN(Lab):	____ AL / LL	____ :	____ AL / LL	TIN(Lab):	____ AL / LL	____ :	____ AL / LL

Action taken / to be taken: (tick / fill in as appropriate)

Inspection:
- ☑ Silt curtain in proper condition
- ☑ Dredging rate within accepted rate
- ☑ Monitoring equipment is checked and confirmed without problem.
- ☐ Others: _____

Possible reason for Action or Limit Level Non-compliance: (tick / fill in as appropriate)

	DO(S&M)	DO(B)	Turbidity	TIN	
☑ Change of ambient condition or influence in the vicinity, not Project related				✓	
Findings / Evidences					
☑ Station at Upstream Location at ME				✓	
☑ Upstream Control Station (or gradient station for TIN) exceeded AL/LL				MF:0.47mg/L(G6) ME:0.93mg/L(G1)	
☐ No increasing / decreasing (for DO) trend across the Project at MF	Upstream: ____ ( )mg/L Downstream: ( )mg/L	Upstream: ____ ( )mg/L Downstream: ( )mg/L	Upstream: ____ ( )NTU Downstream: ( )NTU	Upstream: ____ ( )mg/L Downstream: ( )mg/L	
☐ No Dredging Works carried out.					
☐ Others					

The copyright of this document is owned by MaterialLab Consultants Ltd. It may not be reproduced except with prior written approval from the Company.

MATERIALAB CONSULTANTS LIMITED
Fugro Development Centre,
5 Lok Yi Street,
17 M.S. Castle Peak Road,
Tai Lam, Tuen Mun, N.T., Hong Kong.
Tel : (852)-24508238
Fax : (852)-24508032
Email : mcl@fugro.com.hk

Remarks: (tick / fill in as appropriate)	Repeat In-situ measurement was done. Mid-Flood: DO (S&M): ____ DO (B): ____ Turbidity: ____ TIN: 0.92 ____: ____ ____: ____ Mid-Ebb: DO (S&M): ____ DO (B): ____ Turbidity: ____ TIN: 0.72 ____: ____ ____: ____ ☑ Dredging works conducted at Portion A / / of the Project. According to Contractor, dredged rate was 3231 / / m^3/day at Portion A/ / respectively. (in-situ) ☑ No TIN exceedance was found in laboratory result (Mid-Flood: 0.36 and Mid-Ebb: 0.30).

Prepared by: Cyrus Lo
Signature:
Date (dd/mm/yyyy): 04 / 11 / 2014

Certified by : Colin Yung
Designation : Environmental Team Leader
Signature : Ce
Date(dd/mm/yy): 04 / 11 / 2014

Notes:
- Abbreviation:
AL – Action Level
DO (B) – Dissolved Oxygen (Bottom)
DO (S&M) – Dissolved Oxygen (Surface & Middle)
LL – Limit Level
ME – Mid Ebb
MF – Mid Flood
NH3-N (In-situ) – Ammoniacal Nitrogen (In-situ results)
NH3-N (Lab) – Ammoniacal Nitrogen (Laboratory results)
TIN (In-situ) – Total Inorganic Nitrogen (In-situ results)
TIN (Lab) – Total Inorganic Nitrogen (Laboratory results)
TSS – Total Suspended Solids
- Wet Season: April to October; Dry Season: November to March

The copyright of this document is owned by MaterialLab Consultants Ltd. It may not be reproduced except with prior written approval from the Company.

MATERIALAB CONSULTANTS LIMITED
Fugro Development Centre,
5 Lok Yi Street,
17 M.S. Castle Peak Road,
Tai Lam, Tuen Mun, N.T., Hong Kong.
Tel : (852)-24508238
Fax : (852)-24508032
Email : mcl@fugro.com.hk

MaterialLab

Interim Notification of Environmental Quality Limits Exceedances
Impact Water Quality Monitoring

Incident Report on Action Level or Limit Level Non-compliance

Reference No.:	20141021 /IM/SR7						
Project:	CV/2013/04 - Providing Sufficient Water Depth for Kwai Tsing Container Basin and its Approach Channel						
Date:	21/10/2014						
Time: (hh:mm)	Mid-Flood: 15:57 Mid-Ebb: 09:34						
Monitoring Location:	SR7 – Green Island, Corals						
Action Level / Limit Level:	DO (S&M): 6.11/6.02 mg/L; Turbidity: 2.9/4.8 NTU; DO (B): 6.11/6.04 mg/L; _____: ____/____mg/L _____: ____/____mg/L						
Measured Level of exceeded parameters: (tick / fill in / circle as appropriate)	Mid-Flood:				Mid-Ebb:		
	DO (S&M): 5.43 AL / (LL)	DO (B): 5.45 AL / (LL)			DO (S&M): ____AL / LL	DO (B): 5.44 AL / (LL)	
	Turbidity: ____AL / LL	____: ____AL / LL			Turbidity: ____AL / LL	____: ____AL / LL	
	____: ____AL / LL	____: ____AL / LL			____: ____AL / LL	____: ____AL / LL	
Action taken / to be taken: (tick / fill in as appropriate)	Inspection: ☑ Silt curtain in proper condition ☑ Dredging rate within accepted rate ☑ Monitoring equipment is checked and confirmed without problem. ☐ Others: _____						
Possible reason for Action or Limit Level Non-compliance: (tick / fill in as appropriate)		DO(S&M)	DO(B)	Turbidity			
	☑ Change of ambient condition or influence in the vicinity, not Project related	✓	✓				
		Findings / Evidences					
	☑ Station at Upstream Location at MF	✓	✓				
	☑ Upstream Control Station ( ) exceeded AL/LL	MF:5.89mg/L(C3)	MF:5.68mg/L(C3)				
	☑ No ~~increasing /~~ decreasing (for DO) trend across the Project at ME	Upstream: ____( )mg/L Downstream: ____( )mg/L	Upstream: 5.75 (G2)mg/L Downstream: 5.76 (G6)mg/L	Upstream: ____( )NTU Downstream: ____( )NTU			
	☐ No Dredging Works carried out.						
	☐ Others						

The copyright of this document is owned by MaterialLab Consultants Ltd. It may not be reproduced except with prior written approval from the Company.

MATERIALAB CONSULTANTS LIMITED
Fugro Development Centre,
5 Lok Yi Street,
17 M.S. Castle Peak Road,
Tai Lam, Tuen Mun, N.T., Hong Kong.
Tel : (852)-24508238
Fax : (852)-24508032
Email : mcl@fugro.com.hk

MaterialLab

Remarks: (tick / fill in as appropriate)	Repeat In-situ measurement was done. Mid-Flood: DO (S&M): 5.43 : ____ DO (B): 5.45 : ____ Turbidity: ____ : ____ Mid-Ebb: DO (S&M): ____ : ____ DO (B): 5.45 : ____ Turbidity: ____ : ____ ☑ Dredging works conducted at Portion A / ___ / ___ of the Project. According to Contractor, dredged rate was ___ / ___ / ___ m^3/day at Portion A / ___ / ___ respectively. (in-situ) ☐ ____

Prepared by: Cyrus Ip

Signature:

Date (dd/mm/yyyy): 31/10/2014

Certified by : Colin Yung

Designation : Environmental Team Leader

Signature :

Date(dd/mm/yy): 31/10/2014

Notes:
- Abbreviation:
AL – Action Level
DO (B) – Dissolved Oxygen (Bottom)
DO (S&M) – Dissolved Oxygen (Surface & Middle)
LL – Limit Level
ME – Mid Ebb
MF – Mid Flood
NH3-N (In-situ) – Ammoniacal Nitrogen (In-situ results)
NH3-N (Lab) – Ammoniacal Nitrogen (Laboratory results)
TIN (In-situ) – Total Inorganic Nitrogen (In-situ results)
TIN (Lab) – Total Inorganic Nitrogen (Laboratory results)
TSS – Total Suspended Solids
- Wet Season: April to October; Dry Season: November to March

The copyright of this document is owned by MaterialLab Consultants Ltd. It may not be reproduced except with prior written approval from the Company.

MATERIALAB CONSULTANTS LIMITED
Fugro Development Centre,
5 Lok Yi Street,
17 M.S. Castle Peak Road,
Tai Lam, Tuen Mun, N.T., Hong Kong.
Tel : (852)-24508238
Fax : (852)-24508032
Email : mcl@fugro.com.hk

MaterialLab

Interim Notification of Environmental Quality Limits Exceedances
Impact Water Quality Monitoring

Incident Report on Action Level or Limit Level Non-compliance

Reference No.:	20141021 /IM/SR8
Project:	CV/2013/04 - Providing Sufficient Water Depth for Kwai Tsing Container Basin and its Approach Channel
Date:	21/10/2014
Time: (hh:mm)	Mid-Flood: 15:28 Mid-Ebb: 11:09
Monitoring Location:	SR8 – Shek Kok Tsui, Corals
Action Level / Limit Level:	DO (S&M): 6.11/6.02 mg/L; Turbidity: 2.9/4.8 NTU; DO (B): 6.11/6.04 mg/L; _____ : _____ / _____ mg/L _____ : _____ / _____ mg/L _____ : _____ / _____ mg/L

Measured Level of exceeded parameters (tick / fill in / circle as appropriate)	Mid-Flood:				Mid-Ebb:			
	DO (S&M):	____ AL / LL	DO (B):	6.01 AL / (LL)	DO (S&M):	____ AL / LL	DO (B):	5.77 AL / (LL)
	Turbidity:	3.5 (AL) / LL	____ :	____ AL / LL	Turbidity:	____ AL / LL	____ :	____ AL / LL
	____ :	____ AL / LL	____ :	____ AL / LL	____ :	____ AL / LL	____ :	____ AL / LL

Action taken / to be taken: (tick / fill in as appropriate)

Inspection:
- ☑ Silt curtain in proper condition
- ☑ Dredging rate within accepted rate
- ☑ Monitoring equipment is checked and confirmed without problem.
- ☐ Others: _____

Possible reason for Action or Limit Level Non-compliance: (tick / fill in as appropriate)

	DO(S&M)	DO(B)	Turbidity		
☑ Change of ambient condition or influence in the vicinity, not Project related		✓	✓		
Findings / Evidences					
☑ Station at Upstream Location at MF		✓	✓		
☑ Upstream Control Station ( ) exceeded AL/LL		MF:5.68mg/L(C3)	MF:5.7NTU(C2)		
☑ No ~~increasing /~~ decreasing (for DO) trend across the Project at ME	Upstream: ____ ( )mg/L Downstream: ( )mg/L	Upstream: 5.75 (G2)mg/L Downstream: 5.76 (G6)mg/L	Upstream: ____ ( )NTU Downstream: ( )NTU		
☐ No Dredging Works carried out.					
☐ Others					

The copyright of this document is owned by MaterialLab Consultants Ltd. It may not be reproduced except with prior written approval from the Company.

MATERIALAB CONSULTANTS LIMITED
Fugro Development Centre,
5 Lok Yi Street,
17 M.S. Castle Peak Road,
Tai Lam, Tuen Mun, N.T., Hong Kong.
Tel : (852)-24508238
Fax : (852)-24508032
Email : mcl@fugro.com.hk

MaterialLab

Remarks: (tick / fill in as appropriate)	Repeat In-situ measurement was done. Mid-Flood: DO (S&M): _____ : _____ DO (B): 6.00 : _____ Turbidity: 3.6 : _____ Mid-Ebb: DO (S&M): _____ : _____ DO (B): 5.77 : _____ Turbidity: _____ : _____ ☑ Dredging works conducted at Portion A / ___ / ___ of the Project. According to Contractor, dredged rate was ___ / ___ / ___ m^3/day at Portion A / ___ / ___ respectively. (in-situ) ☐ _____

Prepared by: Cyrus Lai
Signature:
Date (dd/mm/yyyy): 31/10/2014

Certified by : Colin Yung
Designation : Environmental Team Leader
Signature : _____
Date(dd/mm/yy): 31/10/2014

Notes:
- Abbreviation:
AL – Action Level
DO (B) – Dissolved Oxygen (Bottom)
DO (S&M) – Dissolved Oxygen (Surface & Middle)
LL – Limit Level
ME – Mid Ebb
MF – Mid Flood
NH3-N (In-situ) – Ammoniacal Nitrogen (In-situ results)
NH3-N (Lab) – Ammoniacal Nitrogen (Laboratory results)
TIN (In-situ) – Total Inorganic Nitrogen (In-situ results)
TIN (Lab) – Total Inorganic Nitrogen (Laboratory results)
TSS – Total Suspended Solids
- Wet Season: April to October; Dry Season: November to March

The copyright of this document is owned by MaterialLab Consultants Ltd. It may not be reproduced except with prior written approval from the Company.

MATERIALAB CONSULTANTS LIMITED
Fugro Development Centre,
5 Lok Yi Street,
17 M.S. Castle Peak Road,
Tai Lam, Tuen Mun, N.T., Hong Kong.
Tel : (852)-24508238
Fax : (852)-24508032
Email : mcl@fugro.com.hk

MaterialLab

Interim Notification of Environmental Quality Limits Exceedances
Impact Water Quality Monitoring

Incident Report on Action Level or Limit Level Non-compliance

Reference No.:	20141021 /IM/SR9
Project:	CV/2013/04 - Providing Sufficient Water Depth for Kwai Tsing Container Basin and its Approach Channel
Date:	21/10/2014
Time: (hh:mm)	Mid-Flood: 16:11 Mid-Ebb: 10:15
Monitoring Location:	SR9 – Cheung Sha Wan FCZ
Action Level / Limit Level:	DO (S&M): 6.11/6.02 mg/L; TIN 0.37/0.49(wet season) or 0.22/0.29(dry season)mg/L DO (B): 6.11/6.04 mg/L; Turbidity: 2.9/4.8 NTU; _____ : _____ / _____ mg/L _____ : _____ / _____ mg/L

Measured Level of exceeded parameters: (tick / fill in / circle as appropriate)	Mid-Flood:		Mid-Ebb:	
	DO (S&M): _____ AL / LL	DO (B): 5.77 AL / (LL)	DO (S&M): _____ AL / LL	DO (B): 5.95 AL / (LL)
	Turbidity: 4.8 (AL) / LL	TIN(In-situ): _____ AL / LL	Turbidity: 5.1 AL / (LL)	TIN(In-situ): _____ AL / LL
	TIN(Lab): _____ AL / LL	_____ : _____ AL / LL	TIN(Lab): _____ AL / LL	_____ : _____ AL / LL

Action taken / to be taken: (tick / fill in as appropriate)

Inspection:
- ☑ Silt curtain in proper condition
- ☑ Dredging rate within accepted rate
- ☑ Monitoring equipment is checked and confirmed without problem.
- ☐ Others: _____

Possible reason for Action or Limit Level Non-compliance: (tick / fill in as appropriate)

	DO(S&M)	DO(B)	Turbidity	TIN	
☑ Change of ambient condition or influence in the vicinity, not Project related		✓	✓		
Findings / Evidences					
☑ Station at Upstream Location at MF		✓	✓		
☑ Upstream Control Station ( ) exceeded AL/LL		MF:5.68mg/L(C3)	MF:5.7NTU(C2) ME:3.9NTU(C1)		
☑ No ~~increasing /~~ decreasing (for DO) trend across the Project at ME	Upstream: ____ ( )mg/L Downstream: ____ ( )mg/L	Upstream: 5.75 (G2)mg/L Downstream: 5.76 (G6)mg/L	Upstream: ____ ( )NTU Downstream: ____ ( )NTU	Upstream: ____ ( )mg/L Downstream: ____ ( )mg/L	
☐ No Dredging Works carried out.					
☐ Others					

The copyright of this document is owned by MaterialLab Consultants Ltd. It may not be reproduced except with prior written approval from the Company.

MATERIALAB CONSULTANTS LIMITED
Fugro Development Centre,
5 Lok Yi Street,
17 M.S. Castle Peak Road,
Tai Lam, Tuen Mun, N.T., Hong Kong.
Tel : (852)-24508238
Fax : (852)-24508032
Email : mcl@fugro.com.hk

MaterialLab

Remarks: (tick / fill in as appropriate)	Repeat In-situ measurement was done. Mid-Flood: DO (S&M): 5.60 TIN: 0.44 DO (B): 5.08 : _____ Turbidity: 6.0 : _____ Mid-Ebb: DO (S&M): _____ TIN: _____ DO (B): 5.90 : _____ Turbidity: 6.1 : _____ ☑ Dredging works conducted at Portion A /___/___ of the Project. According to Contractor, dredged rate was _____/_____/_____m^3/day at Portion A /___/___ respectively. (in-situ) ☐ _____

Prepared by: Cyrus Lai

Signature:

Date (dd/mm/yyyy): 31/10/2014

Certified by : Colin Yung

Designation : Environmental Team Leader

Signature :

Date(dd/mm/yy): 31/10/2014

Notes:
- Abbreviation:
AL – Action Level
DO (B) – Dissolved Oxygen (Bottom)
DO (S&M) – Dissolved Oxygen (Surface & Middle)
LL – Limit Level
ME – Mid Ebb
MF – Mid Flood
NH3-N (In-situ) – Ammoniacal Nitrogen (In-situ results)
NH3-N (Lab) – Ammoniacal Nitrogen (Laboratory results)
TIN (In-situ) – Total Inorganic Nitrogen (In-situ results)
TIN (Lab) – Total Inorganic Nitrogen (Laboratory results)
TSS – Total Suspended Solids
- Wet Season: April to October; Dry Season: November to March

The copyright of this document is owned by MaterialLab Consultants Ltd. It may not be reproduced except with prior written approval from the Company.

MATERIALAB CONSULTANTS LIMITED
Fugro Development Centre,
5 Lok Yi Street,
17 M.S. Castle Peak Road,
Tai Lam, Tuen Mun, N.T., Hong Kong.
Tel : (852)-24508238
Fax : (852)-24508032
Email : mcl@fugro.com.hk

Interim Notification of Environmental Quality Limits Exceedances
Impact Water Quality Monitoring

Incident Report on Action Level or Limit Level Non-compliance

Reference No.:	20141021 /IM/SR10 a
Project:	CV/2013/04 - Providing Sufficient Water Depth for Kwai Tsing Container Basin and its Approach Channel
Date:	21/10/2014
Time: (hh:mm)	Mid-Flood: 14:40 Mid-Ebb: 11:40
Monitoring Location:	SR10 – Lo Tik Wan FCZ
Action Level / Limit Level:	DO (S&M): 6.11/6.02 mg/L; TIN: 0.37/0.49(wet season) or 0.22/0.29(dry season)mg/L DO (B): 6.11/6.04 mg/L; Turbidity: 2.9/4.8 NTU; _____ : _____ / _____ mg/L ord : _____ / _____ mg/L

Measured Level of exceeded parameters: (tick / fill in / circle as appropriate)	Mid-Flood:				Mid-Ebb:			
	DO (S&M):	6.10 (AL) / LL	DO (B):	5.60 AL (LL)	DO (S&M):	6.04 (AL) / LL	DO (B):	5.97 AL / (LL)
	Turbidity:	3.2 (AL) / LL	TIN(In-situ):	0.44 (AL) / LL	Turbidity:	____ AL / LL	TIN(In-situ):	0.49 (AL) / LL
	TIN(Lab):	____ AL / LL	____ :	____ AL / LL	TIN(Lab):	____ AL / LL	____ :	____ AL / LL

Action taken / to be taken: (tick / fill in as appropriate)

Inspection:
- ☑ Silt curtain in proper condition
- ☑ Dredging rate within accepted rate
- ☑ Monitoring equipment is checked and confirmed without problem.
- ☐ Others: _____

Possible reason for Action or Limit Level Non-compliance: (tick / fill in as appropriate)

	DO(S&M)	DO(B)	Turbidity	TIN	
☑ Change of ambient condition or influence in the vicinity, not Project related	✓	✓	✓	✓	
Findings / Evidences					
☑ Station at Upstream Location at MF	✓	✓	✓	✓	
☑ Upstream Control Station (or gradient station for TIN) exceeded AL/LL		MF:5.68mg/L(C3)	MF:5.7NTU(C2) ME:3.9NTU(C1)	ME:0.93mg/L(G1)	
☑ No increasing / decreasing (for DO) trend across the Project at ME	Upstream: 5.93 (G2)mg/L Downstream: 5.94 (G6)mg/L	Upstream: 5.75 (G2)mg/L Downstream: 5.76 (G6)mg/L	Upstream: ____ ( )NTU Downstream: ____ ( )NTU	Upstream: ____ ( )mg/L Downstream: ____ ( )mg/L	
☐ No Dredging Works carried out.					
☐ Others					

The copyright of this document is owned by MaterialLab Consultants Ltd. It may not be reproduced except with prior written approval from the Company.

MATERIALAB CONSULTANTS LIMITED
Fugro Development Centre,
5 Lok Yi Street,
17 M.S. Castle Peak Road,
Tai Lam, Tuen Mun, N.T., Hong Kong.
Tel : (852)-24508238
Fax : (852)-24508032
Email : mcl@fugro.com.hk

MaterialLab

Remarks: (tick / fill in as appropriate)

Repeat In-situ measurement was done.

Mid-Flood:	DO (S&M):	6.11	DO (B):	5.60	Turbidity:	3.2	
	TIN:	0.45	:		:		
Mid-Ebb:	DO (S&M):	6.04	DO (B):	5.97	Turbidity:		
	TIN:	0.50	:		:		

☑ Dredging works conducted at Portion A / / of the Project. According to Contractor, dredged rate was 3231 / / m^3/day at Portion A / / respectively. (in-situ)

☑ No TIN exceedacne was found in laboratory result (Mid-Flood: 0.13 and Mid-Ebb: 0.13).

Prepared by: Cyrus Lai

Signature:

Date (dd/mm/yyyy): 04 / 11 / 2014

Certified by : Colin Yung

Designation : Environmental Team Leader

Signature :

Date(dd/mm/yy): 04 / 11 /2014

Notes:
- Abbreviation:
AL – Action Level
DO (B) – Dissolved Oxygen (Bottom)
DO (S&M) – Dissolved Oxygen (Surface & Middle)
LL – Limit Level
ME – Mid Ebb
MF – Mid Flood
NH3-N (In-situ) – Ammoniacal Nitrogen (In-situ results)
NH3-N (Lab) – Ammoniacal Nitrogen (Laboratory results)
TIN (In-situ) – Total Inorganic Nitrogen (In-situ results)
TIN (Lab) – Total Inorganic Nitrogen (Laboratory results)
TSS – Total Suspended Solids
- Wet Season: April to October; Dry Season: November to March

The copyright of this document is owned by MaterialLab Consultants Ltd. It may not be reproduced except with prior written approval from the Company.

MATERIALAB CONSULTANTS LIMITED
Fugro Development Centre,
5 Lok Yi Street,
17 M.S. Castle Peak Road,
Tai Lam, Tuen Mun, N.T., Hong Kong.
Tel : (852)-24508238
Fax : (852)-24508032
Email : mcl@fugro.com.hk

Interim Notification of Environmental Quality Limits Exceedances
Impact Water Quality Monitoring

Incident Report on Action Level or Limit Level Non-compliance

Reference No.:	20141021 /IM/SR11 Q						
Project:	CV/2013/04 - Providing Sufficient Water Depth for Kwai Tsing Container Basin and its Approach Channel						
Date:	21/10/2014						
Time: (hh:mm)	Mid-Flood: 14:00 Mid-Ebb: 12:20						
Monitoring Location:	SR11 – Sok Kwu Wan FCZ						
Action Level / Limit Level:	DO (S&M): 6.11/6.02 mg/L; TIN: 0.37/0.49(wet season) or 0.22/0.29(dry season)mg/L DO (B): 6.11/6.04 mg/L; Turbidity: 2.9/4.8 NTU; : / mg/L ord : / mg/L						
Measured Level of exceeded parameters (tick / fill in / circle as appropriate)	Mid-Flood:				Mid-Ebb:			
	DO (S&M): 5.86 AL / (LL)	DO (B): 5.43 AL / (LL)			DO (S&M): 5.42 AL / (LL)	DO (B): 5.61 AL / (LL)		
	Turbidity: 3.1 (AL) / LL	TIN(In-situ): 0.39 (AL) / LL			Turbidity: 3.5 (AL) / LL	TIN(In-situ): 0.38 (AL) / LL		
	TIN(Lab): AL / LL	: AL / LL			TIN(Lab): AL / LL	: AL / LL		
Action taken / to be taken: (tick / fill in as appropriate)	Inspection: ☑ Silt curtain in proper condition ☑ Dredging rate within accepted rate ☑ Monitoring equipment is checked and confirmed without problem. ☐ Others:							
Possible reason for Action or Limit Level Non-compliance: (tick / fill in as appropriate)		DO(S&M)	DO(B)	Turbidity	TIN			
	☑ Change of ambient condition or influence in the vicinity, not Project related	✓	✓	✓	✓			
		Findings / Evidences						
	☑ Station at Upstream Location at MF	✓	✓	✓	✓			
	☑ Upstream Control Station or gradient station for TIN exceeded AL/LL		MF:5.68mg/L(C3)	MF:5.7NTU(C2) ME:3.9NTU(C1)	ME:0.93mg/L(G1)			
	☐ No increasing / decreasing (for DO) trend across the Project at ME	Upstream: 5.93 (G2)mg/L Downstream: 5.94 (G6)mg/L	Upstream: 5.75 (G2)mg/L Downstream: 5.76 (G6)mg/L	Upstream: ( )NTU Downstream: ( )NTU	Upstream: ( )mg/L Downstream: ( )mg/L			
	☐ No Dredging Works carried out.							
	☐ Others							

The copyright of this document is owned by MaterialLab Consultants Ltd. It may not be reproduced except with prior written approval from the Company.

MATERIALAB CONSULTANTS LIMITED
Fugro Development Centre,
5 Lok Yi Street,
17 M.S. Castle Peak Road,
Tai Lam, Tuen Mun, N.T., Hong Kong.
Tel : (852)-24508238
Fax : (852)-24508032
Email : mcl@fugro.com.hk

Remarks: (tick / fill in as appropriate)	Repeat in-situ measurement was done. Mid-Flood: DO (S&M): 5.86 TIN: 0.40 DO (B): 5.42 Turbidity: 3.1 Mid-Ebb: DO (S&M): 5.42 TIN: 0.37 DO (B): 5.62 Turbidity: 3.5 ☑ Dredging works conducted at Portion A of the Project. According to Contractor, dredged rate was 3231 m³/day at Portion A respectively. (in-situ) ☑ No TIN exceedance was found in laboratory result (Mid-Flood: 0.12 and Mid-Ebb: 0.13).

Prepared by: Cyrus Lai
Signature:
Date (dd/mm/yyyy): 04 / 11 / 2014

Certified by : Colin Yung
Designation : Environmental Team Leader
Signature :
Date(dd/mm/yy): 04 / 11 / 2014

Notes:
- Abbreviation:
AL – Action Level
DO (B) – Dissolved Oxygen (Bottom)
DO (S&M) – Dissolved Oxygen (Surface & Middle)
LL – Limit Level
ME – Mid Ebb
MF – Mid Flood
NH3-N (In-situ) – Ammoniacal Nitrogen (In-situ results)
NH3-N (Lab) – Ammoniacal Nitrogen (Laboratory results)
TIN (In-situ) – Total Inorganic Nitrogen (In-situ results)
TIN (Lab) – Total Inorganic Nitrogen (Laboratory results)
TSS – Total Suspended Solids
- Wet Season: April to October; Dry Season: November to March

The copyright of this document is owned by MaterialLab Consultants Ltd. It may not be reproduced except with prior written approval from the Company.

MATERIALAB CONSULTANTS LIMITED
Fugro Development Centre,
5 Lok Yi Street,
17 M.S. Castle Peak Road,
Tai Lam, Tuen Mun, N.T., Hong Kong.
Tel : (852)-24508238
Fax : (852)-24508032
Email : mcl@fugro.com.hk

Interim Notification of Environmental Quality Limits Exceedances
Impact Water Quality Monitoring

Incident Report on Action Level or Limit Level Non-compliance

Reference No.:	20141021 /IM/SR13
Project:	CV/2013/04 - Providing Sufficient Water Depth for Kwai Tsing Container Basin and its Approach Channel
Date:	21/10/2014
Time: (hh:mm)	Mid-Flood: 15:37 Mid-Ebb: 10:21
Monitoring Location:	SR13 – EMSD Cooling Water Intake for Kwai Chung Hospital
Action Level / Limit Level:	DO (S&M): 5.31/5.22 mg/L; Turbidity: 13.1/15.7 NTU; DO (B): 5.29/5.12 mg/L; _____: ____/____mg/L _____: ____/____mg/L _____: ____/____mg/L

Measured Level of exceeded parameters (tick / fill in / circle as appropriate)	Mid-Flood:			Mid-Ebb:			
	DO (S&M): ____AL / LL	DO (B): 5.17 AL / (LL)		DO (S&M): 5.14 AL / (LL)	DO (B): 4.88 AL (LL)		
	Turbidity: ____AL / LL	____: ____AL / LL		Turbidity: ____AL / LL	____: ____AL / LL		
	____: ____AL / LL	____: ____AL / LL		____: ____AL / LL	____: ____AL / LL		

Action taken / to be taken: (tick / fill in as appropriate)

Inspection:
- ☑ Silt curtain in proper condition
- ☑ Dredging rate within accepted rate
- ☑ Monitoring equipment is checked and confirmed without problem.
- ☐ Others: _____

Possible reason for Action or Limit Level Non-compliance: (tick / fill in as appropriate)

	DO(S&M)	DO(B)	Turbidity		
☑ Change of ambient condition or influence in the vicinity, not Project related	✓	✓			
Findings / Evidences					
☐ Station at Upstream Location at ME					
☐ Upstream Control Station ( ) exceeded AL/LL					
☑ ~~No increasing /~~ decreasing (for DO) trend across the Project at ME(S&M)/ME(B)	Upstream: 5.93 (G2)mg/L Downstream: 5.94 (G6)mg/L	Upstream: 5.83 (G6)mg/L Downstream: 6.07 (G1)mg/L	Upstream: ____ ( )NTU Downstream: ____ ( )NTU		
☐ No Dredging Works carried out.					
☑ Others		No decreasing trend across the project at ME(B) Upstream: 5.75mg/L(G2) Downstream: 5.76mg/L(G6)			

The copyright of this document is owned by MaterialLab Consultants Ltd. It may not be reproduced except with prior written approval from the Company.

MATERIALAB CONSULTANTS LIMITED
Fugro Development Centre,
5 Lok Yi Street,
17 M.S. Castle Peak Road,
Tai Lam, Tuen Mun, N.T., Hong Kong.
Tel : (852)-24508238
Fax : (852)-24508032
Email : mcl@fugro.com.hk

MaterialLab

Remarks: (tick / fill in as appropriate)	Repeat In-situ measurement was done. Mid-Flood: DO (S&M): _____ : _____ DO (B): 5.17 : 4.89 Turbidity: _____ : _____ Mid-Ebb: DO (S&M): 5.14 : _____ DO (B): _____ : _____ Turbidity: _____ : _____ ☑ Dredging works conducted at Portion A / ___ / ___ of the Project. According to Contractor, dredged rate was 3231 / ___ / ___ m^3/day at Portion A / ___ / ___ respectively. (in-situ) ☐ _____

Prepared by: Cyrus Lai

Signature:

Date (dd/mm/yyyy): 31 / 10 / 2014

Certified by : Colin Yung

Designation : Environmental Team Leader

Signature : CL

Date(dd/mm/yy): 31/10/2014

Notes:
- Abbreviation:
AL – Action Level
DO (B) – Dissolved Oxygen (Bottom)
DO (S&M) – Dissolved Oxygen (Surface & Middle)
LL – Limit Level
ME – Mid Ebb
MF – Mid Flood
NH3-N (In-situ) – Ammoniacal Nitrogen (In-situ results)
NH3-N (Lab) – Ammoniacal Nitrogen (Laboratory results)
TIN (In-situ) – Total Inorganic Nitrogen (In-situ results)
TIN (Lab) – Total Inorganic Nitrogen (Laboratory results)
TSS – Total Suspended Solids
- Wet Season: April to October; Dry Season: November to March

The copyright of this document is owned by MaterialLab Consultants Ltd. It may not be reproduced except with prior written approval from the Company.

MATERIALAB CONSULTANTS LIMITED
Fugro Development Centre,
5 Lok Yi Street,
17 M.S. Castle Peak Road,
Tai Lam, Tuen Mun, N.T., Hong Kong.
Tel : (852)-24508238
Fax : (852)-24508032
Email : mcl@fugro.com.hk

Report No.: 0394/13/ED/0192B

24-hr Monitoring

The copyright of this document is owned by MateriaLab Consultants Ltd. It may not be reproduced except with prior written approval from the Company.

MATERIALAB CONSULTANTS LIMITED
Fugro Development Centre,
5 Lok Yi Street,
17 M.S. Castle Peak Road,
Tai Lam, Tuen Mun, N.T., Hong Kong.
Tel : (852)-24508238
Fax : (852)-24508032
Email : mcl@fugro.com.hk

MaterialLab

Interim Notification of Environmental Quality Limits Exceedances
24hr Water Quality Monitoring

Incident Report on Action Level or Limit Level Non-compliance

Reference No.:	20140923/24/SR5
Project:	CV/2013/04 - Providing Sufficient Water Depth for Kwai Tsing Container Basin and its Approach Channel
Date:	23/09/2014 – 24/09/2014
Time:	23/09/2014 00:00 – 24/09/2014 23:55
Monitoring Location:	SR5 – Ma Wan FCZ
Dissolved Oxygen	
Action Level / Limit Level:	5.46 / 5.39 (6 consecutive monitoring data exceedance)
Measured Level:	Four (4) AL Exceedances: 23/9: 11:10 – 11:35 (1), 22:55 – 23:20 (1) 24/9: 10:50 – 11:15 (1), 23:15 – 23:40 (1) Twenty nine (29) LL Exceedances: 23/9: (22/9)23:45 – (23/9)00:10 (1), 06:40 – 11:05 (9), 19:55 – 22:50 (6) 24/9: 7:20 – 10:45 (7), 19:55 – 22:20 (5), 22:45 – 23:10 (1)
Turbidity	
Action Level / Limit Level:	6.0 / 7.9 (6 consecutive monitoring data exceedance)
Measured Level:	Fifteen (15) AL Exceedances: 23/9: 20:05 – 20:30 (1), 21:00 – 21:55 (2), 22:40 – 23:05 (1) 24/9: 7:35 – 9:30 (4), 19;50- 22:45 (6), 23:10 – 23:35 (1)
Action taken / to be taken:	Silt curtain and dredging rate were inspected and confirmed in a proper condition during the period. Monitoring equipment is checked and confirmed without problem.
Possible reason for Action or Limit Level Non-compliance:	Dissolved Oxygen The first occurrence of exceedance case was found at ebb tide, when SR5 was situated at upstream of the Project, the water quality would not be affected by the construction. Routine impact monitoring was carried out on 23/9. At flood tide of routine impact monitoring on 23/9, DO (S&M) at C3 was 5.27 mg/L while at ebb tide, DO (S&M) at C1 was 5.34 mg/L. The readings were lower than the Limit Level of SR5, indicating the background DO was low during monitoring period. The exceedance was not considered due to the project. The exceedance may be caused by influences in the vicinity of the station or changes in ambient conditions. Turbidity At ebb tide, SR5 was situated at upstream of the Project, the water quality would not be affected by the construction. Routine impact monitoring was carried out on 23/9. At flood tide of routine impact monitoring on 23/9, Turbidity at G6 (upstream) was 5.1 NTU while 3.8 NTU was recorded at G2 (downstream), no increasing trend of Turbidity was shown across the Project. The exceedance was not considered due to the project. The exceedance may be caused by influences in the vicinity of the station or changes in ambient conditions.

The copyright of this document is owned by MaterialLab Consultants Ltd. It may not be reproduced except with prior written approval from the Company.

MATERIALAB CONSULTANTS LIMITED
Fugro Development Centre,
5 Lok Yi Street,
17 M.S. Castle Peak Road,
Tai Lam, Tuen Mun, N.T., Hong Kong.
Tel : (852)-24508238
Fax : (852)-24508032
Email : mcl@fugro.com.hk

Remarks:	Dredging works conducted at Portion A and Portion D of the Project. According to Contractor, dredged rate (in-situ) at Portion A on 23/9 and 24/9 was 2692 m^3/day and 1077 m^3/day respectively, while dredged rate (in-situ) at Portion D on 23/9 and 24/9 were 4000 m^3/day and 3000 m^3/day Ebb tide: 22/9 20:55 – 23/9 02:20, 23/9 08:47 – 23/9 15:06, 23/9 21:08 – 24/9 02:56, 24/9 09:24 – 24/9 15:30 Flood tide: 23/9 02:20 – 23/9 08:47, 23/9 15:09 – 23/9 21:08, 24/9 02:56 – 24/9 09:24, 24/9 15:30 – 24/9 21:28

Certified by: Colin Yung
Designation: Environmental Team Leader

Signature:

Date: 27/10/2014

The copyright of this document is owned by MaterialLab Consultants Ltd. It may not be reproduced except with prior written approval from the Company.

MATERIALAB CONSULTANTS LIMITED
Fugro Development Centre,
5 Lok Yi Street,
17 M.S. Castle Peak Road,
Tai Lam, Tuen Mun, N.T., Hong Kong.
Tel : (852)-24508238
Fax : (852)-24508032
Email : mcl@fugro.com.hk

Interim Notification of Environmental Quality Limits Exceedances
24hr Water Quality Monitoring

Incident Report on Action Level or Limit Level Non-compliance

Reference No.:	20140923/24/SR9
Project:	CV/2013/04 - Providing Sufficient Water Depth for Kwai Tsing Container Basin and its Approach Channel
Date:	23/09/2014 – 24/09/2014
Time:	23/09/2014 00:00 – 24/09/2014 23:55
Monitoring Location:	SR9 – Cheung Sha Wan FCZ
	Turbidity
Action Level / Limit Level:	2.8 / 4.7 (6 consecutive monitoring data exceedance)
Measured Level:	Twenty four (24) AL Exceedances: 23/9: 17:20 – 21:45 (9) 24/9: 13:35 – 14:00 (1), 15:00 – 15:25 (1), 16:00 – 16:25 (1), 16:40 – 19:05 (5), 19:40 – 20:35 (7)
Action taken / to be taken:	Silt curtain and dredging rate were inspected and confirmed in a proper condition during the period. Monitoring equipment is checked and confirmed without problem.
Possible reason for Action or Limit Level Non-compliance:	Turbidity The first occurrence of exceedance case was found at flood tide, when SR9 was situated at upstream of the Project, the water quality would not be affected by the construction. Routine impact monitoring was carried out on 23/9. At ebb tide of routine impact monitoring on 23/9, Turbidity at C1 was 7.1 NTU. The reading was higher than the Limit Level of SR9, indicating the background Turbidity was high during monitoring period. At ebb tide of routine impact monitoring on 23/9, Turbidity at G2 (upstream) was 5.4 NTU while 3.3 NTU was recorded at G6 (downstream), no increasing trend of Turbidity was shown across the Project. The exceedance was not considered due to the project. The exceedance may be caused by influences in the vicinity of the station or changes in ambient conditions.
Remarks:	Dredging works conducted at Portion A and Portion D of the Project. According to Contractor, dredged rate (in-situ) at Portion A on 23/9 and 24/9 was 2692 m^3/day and 1077 m^3/day respectively, while dredged rate (in-situ) at Portion D on 23/9 and 24/9 were 4000 m^3/day and 3000 m^3/day Ebb tide: 22/9 20:55 – 23/9 02:20, 23/9 08:47 – 23/9 15:06, 23/9 21:08 – 24/9 02:56, 24/9 09:24 – 24/9 15:30 Flood tide: 23/9 02:20 – 23/9 08:47, 23/9 15:09 – 23/9 21:08, 24/9 02:56 – 24/9 09:24, 24/9 15:30 – 24/9 21:28

Certified by: Colin Yung
Designation: Environmental Team Leader

Signature:

Date: 27/10/2014

The copyright of this document is owned by MateriaLab Consultants Ltd. It may not be reproduced except with prior written approval from the Company.

MATERIALAB CONSULTANTS LIMITED
Fugro Development Centre,
5 Lok Yi Street,
17 M.S. Castle Peak Road,
Tai Lam, Tuen Mun, N.T., Hong Kong.
Tel : (852)-24508238
Fax : (852)-24508032
Email : mcl@fugro.com.hk

MaterialLab

Interim Notification of Environmental Quality Limits Exceedances
24hr Water Quality Monitoring

Incident Report on Action Level or Limit Level Non-compliance

Reference No.:	20140923/24/SR10
Project:	CV/2013/04 - Providing Sufficient Water Depth for Kwai Tsing Container Basin and its Approach Channel
Date:	23/09/2014 – 24/09/2014
Time:	23/09/2014 00:00 – 24/09/2014 23:55
Monitoring Location:	SR10 – Lo Tik Wan FCZ
Dissolved Oxygen	
Action Level / Limit Level:	6.12 / 5.97 (6 consecutive monitoring data exceedance)
Measured Level:	Ninety six (96) LL Exceedances (22/9) 23:50 – (24/9) 23:45 (96)
Turbidity	
Action Level / Limit Level:	2.8 / 4.7 (6 consecutive monitoring data exceedance)
Measured Level:	Twenty three (23) AL Exceedance 23/9: (22/9) 23:40 – (23/9) 0:05 (1), 3:50 – 4:15 (1), 07:30 – 08:25 (2), 14:45 – 16:15 (3), 22:50 – 23:45 (2) 24/9: 3:25 – 4:50 (3), 6:00 – 6:25 (1), 10:00 – 11:25 (3), 15;30 – 15:55 (1), 16:05 – 17:30 (3), 22:15 – 22:40 (3)
Action taken / to be taken:	Silt curtain and dredging rate were inspected and confirmed in a proper condition during the period. Monitoring equipment is checked and confirmed without problem.
Possible reason for Action or Limit Level Non-compliance:	Dissolved Oxygen At flood tide, SR10 was situated at upstream of the Project, the water quality would not be affected by the construction. Routine impact monitoring was carried out on 23/9. At ebb tide of routine impact monitoring on 23/9, At flood tide of routine impact monitoring on 23/9, DO (S&M) at C3 was 5.27 mg/L while at ebb tide, DO (S&M) at C1 was 5.34 mg/L. The readings were lower than the Limit Level of SR10, indicating the background DO was low during monitoring period. The exceedance was not considered due to the project. The exceedance may be caused by influences in the vicinity of the station or changes in ambient conditions. Turbidity At flood tide, SR10 was situated at upstream of the Project, the water quality would not be affected by the construction. Routine impact monitoring was carried out on 23/9. At ebb tide of routine impact monitoring on 23/9, Turbidity at C1 was 7.1 NTU. The reading was higher than the Limit Level of SR10, indicating the background Turbidity was high during monitoring period. At ebb tide of routine impact monitoring on 23/9, Turbidity at G2 (upstream) was 5.4 NTU while 3.3 NTU was recorded at G6 (downstream), no increasing trend of Turbidity was shown across the Project. The exceedance was not considered due to the project. The exceedance may be caused by influences in the vicinity of the station or

The copyright of this document is owned by MateriaLab Consultants Ltd. It may not be reproduced except with prior written approval from the Company.

MATERIALAB CONSULTANTS LIMITED
Fugro Development Centre,
5 Lok Yi Street,
17 M.S. Castle Peak Road,
Tai Lam, Tuen Mun, N.T., Hong Kong.
Tel : (852)-24508238
Fax : (852)-24508032
Email : mcl@fugro.com.hk

	changes in ambient conditions.
Remarks:	Dredging works conducted at Portion A and Portion D of the Project. According to Contractor, dredged rate (in-situ) at Portion A on 23/9 and 24/9 was 2692 m^3/day and 1077 m^3/day respectively, while dredged rate (in-situ) at Portion D on 23/9 and 24/9 were 4000 m^3/day and 3000 m^3/day Ebb tide: 22/9 20:55 – 23/9 02:20, 23/9 08:47 – 23/9 15:06, 23/9 21:08 – 24/9 02:56, 24/9 09:24 – 24/9 15:30 Flood tide: 23/9 02:20 – 23/9 08:47, 23/9 15:09 – 23/9 21:08, 24/9 02:56 – 24/9 09:24, 24/9 15:30 – 24/9 21:28

Certified by: Colin Yung
Designation: Environmental Team Leader

Signature:

Date: 27/10/2014

The copyright of this document is owned by MateriaLab Consultants Ltd. It may not be reproduced except with prior written approval from the Company.

MATERIALAB CONSULTANTS LIMITED
Fugro Development Centre,
5 Lok Yi Street,
17 M.S. Castle Peak Road,
Tai Lam, Tuen Mun, N.T., Hong Kong.
Tel : (852)-24508238
Fax : (852)-24508032
Email : mcl@fugro.com.hk

MaterialLab

Interim Notification of Environmental Quality Limits Exceedances
24hr Water Quality Monitoring

Incident Report on Action Level or Limit Level Non-compliance

Reference No.:	20140923/24/SR11
Project:	CV/2013/04 - Providing Sufficient Water Depth for Kwai Tsing Container Basin and its Approach Channel
Date:	23/09/2014 – 24/09/2014
Time:	23/09/2014 00:00 – 24/09/2014 23:55
Monitoring Location:	SR11 – Sok Kwu Wan FCZ
Dissolved Oxygen	
Action Level / Limit Level:	6.12 / 5.97 (6 consecutive monitoring data exceedance)
Measured Level:	One (1) AL Exceedance: 23/9: 16:15 – 16:40 (1) Eight two (82) LL Exceedances: 23/9: 00:00 – 14:55 (30), 15:45 – 16:10 (1), 18:50 – 23:45 (10) 24/9: (23/9) 23:50 – 15:15 (31), 18:55 – 23:50 (10)
Turbidity	
Action Level / Limit Level:	2.8 / 4.7 (6 consecutive monitoring data exceedance)
Measured Level:	One (1) AL Exceedance: 23/9: 04:15 – 04:40 (1)
Action taken / to be taken:	Silt curtain and dredging rate were inspected and confirmed in a proper condition during the period. Monitoring equipment is checked and confirmed without problem.
Possible reason for Action or Limit Level Non-compliance:	Dissolved Oxygen At flood tide, SR11 was situated at upstream of the Project, the water quality would not be affected by the construction. Routine impact monitoring was carried out on 23/9. At ebb tide of routine impact monitoring on 23/9, At flood tide of routine impact monitoring on 23/9, DO (S&M) at C3 was 5.27 mg/L while at ebb tide, DO (S&M) at C1 was 5.34 mg/L. The readings were lower than the Limit Level of SR11, indicating the background DO was low during monitoring period. The exceedance was not considered due to the project. The exceedance may be caused by influences in the vicinity of the station or changes in ambient conditions. Turbidity One exceedance case was recorded which was found at flood tide, when SR11 was situated at upstream of the Project, the water quality would not be affected by the construction. The exceedance may be caused by influences in the vicinity of the station or changes in ambient conditions.

The copyright of this document is owned by MateriaLab Consultants Ltd. It may not be reproduced except with prior written approval from the Company.

MATERIALAB CONSULTANTS LIMITED
Fugro Development Centre,
5 Lok Yi Street,
17 M.S. Castle Peak Road,
Tai Lam, Tuen Mun, N.T., Hong Kong.
Tel : (852)-24508238
Fax : (852)-24508032
Email : mcl@fugro.com.hk

Remarks:	Dredging works conducted at Portion A and Portion D of the Project. According to Contractor, dredged rate (in-situ) at Portion A on 23/9 and 24/9 was 2692 m^3/day and 1077 m^3/day respectively, while dredged rate (in-situ) at Portion D on 23/9 and 24/9 were 4000 m^3/day and 3000 m^3/day Ebb tide: 22/9 20:55 – 23/9 02:20, 23/9 08:47 – 23/9 15:06, 23/9 21:08 – 24/9 02:56, 24/9 09:24 – 24/9 15:30 Flood tide: 23/9 02:20 – 23/9 08:47, 23/9 15:09 – 23/9 21:08, 24/9 02:56 – 24/9 09:24, 24/9 15:30 – 24/9 21:28

Certified by: Colin Yung
Designation: Environmental Team Leader

Signature:

Date: 27/10/2014

The copyright of this document is owned by MateriaLab Consultants Ltd. It may not be reproduced except with prior written approval from the Company.

MATERIALAB CONSULTANTS LIMITED
Fugro Development Centre,
5 Lok Yi Street,
17 M.S. Castle Peak Road,
Tai Lam, Tuen Mun, N.T., Hong Kong.
Tel : (852)-24508238
Fax : (852)-24508032
Email : mcl@fugro.com.hk

Interim Notification of Environmental Quality Limits Exceedances
24hr Water Quality Monitoring

Incident Report on Action Level or Limit Level Non-compliance

Reference No.:	20140923/24/SR12
Project:	CV/2013/04 - Providing Sufficient Water Depth for Kwai Tsing Container Basin and its Approach Channel
Date:	23/09/2014 – 24/09/2014
Time:	23/09/2014 00:00 – 24/09/2014 23:55
Monitoring Location:	SR12 – Tsing Yi, WSD Flushing Water Intake
	Turbidity
Action Level / Limit Level:	10 / 10 (6 consecutive monitoring data exceedance)
Measured Level:	Six (6) LL Exceedances: 23/9: 14:01 – 14:26 (1), 17:41 – 18:06 (1). 18:16 – 18:41 (1), 18:51 – 19:46 (2), 19:56 – 20:21 (1)
Action taken / to be taken:	Silt curtain and dredging rate were inspected and confirmed in a proper condition during the period. Monitoring equipment is checked and confirmed without problem.
Possible reason for Action or Limit Level Non-compliance:	Turbidity The first occurrence of exceedance case was found at ebb tide, when SR12 was situated at upstream of the Project, the water quality would not be affected by the construction. Routine impact monitoring was carried out on 23/9. At flood tide of routine impact monitoring on 23/9, Turbidity at G6 (upstream) was 5.1 NTU while 3.8 NTU was recorded at G2 (downstream), no increasing trend of Turbidity was shown across the Project. The exceedance was not considered due to the project. The exceedance may be caused by influences in the vicinity of the station or changes in ambient conditions.
Remarks:	Dredging works conducted at Portion A and Portion D of the Project. According to Contractor, dredged rate (in-situ) at Portion A on 23/9 and 24/9 was 2692 m^3/day and 1077 m^3/day respectively, while dredged rate (in-situ) at Portion D on 23/9 and 24/9 were 4000 m^3/day and 3000 m^3/day Ebb tide: 22/9 20:55 – 23/9 02:20, 23/9 08:47 – 23/9 15:06, 23/9 21:08 – 24/9 02:56, 24/9 09:24 – 24/9 15:30 Flood tide: 23/9 02:20 – 23/9 08:47, 23/9 15:09 – 23/9 21:08, 24/9 02:56 – 24/9 09:24, 24/9 15:30 – 24/9 21:28

Certified by: Colin Yung
Designation: Environmental Team Leader

Signature:

Date: 27/10/2014

The copyright of this document is owned by MateriaLab Consultants Ltd. It may not be reproduced except with prior written approval from the Company.

MATERIALAB CONSULTANTS LIMITED
Fugro Development Centre,
5 Lok Yi Street,
17 M.S. Castle Peak Road,
Tai Lam, Tuen Mun, N.T., Hong Kong.
Tel : (852)-24508238
Fax : (852)-24508032
Email : mcl@fugro.com.hk

MaterialLab

Interim Notification of Environmental Quality Limits Exceedances
24hr Water Quality Monitoring

Incident Report on Action Level or Limit Level Non-compliance

Reference No.:	20140923/24/SR13
Project:	CV/2013/04 - Providing Sufficient Water Depth for Kwai Tsing Container Basin and its Approach Channel
Date:	23/09/2014 – 24/09/2014
Time:	23/09/2014 00:00 – 24/09/2014 23:55
Monitoring Location:	SR13 – EMSD Cooling Water Intake for Kwai Chung Hospital
	Dissolved Oxygen
Action Level / Limit Level:	5.28 / 5.22 (6 consecutive monitoring data exceedance)
Measured Level:	Ninety six (96) LL Exceedances: (22/9) 23:40 – (24/9) 23:35 (96)
Action taken / to be taken:	Silt curtain and dredging rate were inspected and confirmed in a proper condition during the period. Monitoring equipment is checked and confirmed without problem.
Possible reason for Action or Limit Level Non-compliance:	Dissolved Oxygen The first occurrence of exceedance case was found at ebb tide, when SR13 was situated at upstream of the Project, the water quality would not be affected by the construction. Routine impact monitoring was carried out on 23/9. At flood tide of routine impact monitoring on 23/9, DO (S&M) at C3 was 5.27 mg/L. The reading was lower than the Action Level of SR13, indicating the background DO was low during monitoring period. The exceedance was not considered due to the project. The exceedance may be caused by influences in the vicinity of the station or changes in ambient conditions.
Remarks:	Dredging works conducted at Portion A and Portion D of the Project. According to Contractor, dredged rate (in-situ) at Portion A on 23/9 and 24/9 was 2692 m^3/day and 1077 m^3/day respectively, while dredged rate (in-situ) at Portion D on 23/9 and 24/9 were 4000 m^3/day and 3000 m^3/day Ebb tide: 22/9 20:55 – 23/9 02:20, 23/9 08:47 – 23/9 15:06, 23/9 21:08 – 24/9 02:56, 24/9 09:24 – 24/9 15:30 Flood tide: 23/9 02:20 – 23/9 08:47, 23/9 15:09 – 23/9 21:08, 24/9 02:56 – 24/9 09:24, 24/9 15:30 – 24/9 21:28

Certified by: Colin Yung
Designation: Environmental Team Leader

Signature:

Date: 27/10/2014

The copyright of this document is owned by MateriaLab Consultants Ltd. It may not be reproduced except with prior written approval from the Company.

Station	Timestamp	Temp (° C)	DO (%)	DO (mg/L)	Tur (NTU)	Station	Timestamp	Temp (° C)	DO (%)	DO (mg/L)	Tur (NTU)	Station	Timestamp	Temp (° C)	DO (%)	DO (mg/L)	Tur (NTU)	Station	Timestamp	Temp (°C)	DO (%)	DO (mg/L)	Tur (NTU)
SR4	23/9/2014 0:01	28.42	76.2	5.06	4.8	SR4	23/9/2014 6:01	28.34	76.9	5.12	4.1	SR4	23/9/2014 12:01	28.58	77.8	5.17	3.4	SR4	23/9/2014 18:01	28.63	80.4	5.35	8.4
SR4	23/9/2014 0:06	28.42	75.4	5.02	3.8	SR4	23/9/2014 6:06	28.34	76.5	5.10	4.3	SR4	23/9/2014 12:06	28.59	78.0	5.16	3.6	SR4	23/9/2014 18:06	28.63	80.2	5.34	7.6
SR4	23/9/2014 0:11	28.42	75.7	5.04	3.5	SR4	23/9/2014 6:11	28.33	76.3	5.09	3.3	SR4	23/9/2014 12:11	28.58	77.7	5.16	4.4	SR4	23/9/2014 18:11	28.63	80.0	5.32	6.8
SR4	23/9/2014 0:16	28.36	73.9	4.91	3.1	SR4	23/9/2014 6:16	28.34	75.0	5.00	3.4	SR4	23/9/2014 12:16	28.58	78.0	5.17	5.2	SR4	23/9/2014 18:16	28.63	79.6	5.28	7.7
SR4	23/9/2014 0:21	28.41	74.9	4.98	3.5	SR4	23/9/2014 6:21	28.33	75.6	5.04	3.5	SR4	23/9/2014 12:21	28.57	77.9	5.17	4.7	SR4	23/9/2014 18:21	28.63	80.0	5.32	7.2
SR4	23/9/2014 0:26	28.41	74.9	4.99	3.3	SR4	23/9/2014 6:26	28.33	75.8	5.06	4.7	SR4	23/9/2014 12:26	28.58	78.0	5.18	4.4	SR4	23/9/2014 18:26	28.63	79.4	5.26	8.3
SR4	23/9/2014 0:31	28.39	74.1	4.93	9.1	SR4	23/9/2014 6:31	28.33	75.7	5.05	3.8	SR4	23/9/2014 12:31	28.58	77.4	5.14	4.3	SR4	23/9/2014 18:31	28.63	79.5	5.28	6.7
SR4	23/9/2014 0:36	28.41	73.9	4.92	2.9	SR4	23/9/2014 6:36	28.32	75.8	5.06	3.9	SR4	23/9/2014 12:36	28.57	77.7	5.16	4.2	SR4	23/9/2014 18:36	28.63	79.3	5.28	6.0
SR4	23/9/2014 0:41	28.40	74.0	4.92	2.4	SR4	23/9/2014 6:41	28.32	74.5	4.97	4.2	SR4	23/9/2014 12:41	28.58	77.3	5.13	4.4	SR4	23/9/2014 18:41	28.63	79.6	5.29	6.9
SR4	23/9/2014 0:46	28.40	73.9	4.91	2.9	SR4	23/9/2014 6:46	28.32	75.0	5.01	3.9	SR4	23/9/2014 12:46	28.63	76.3	5.07	3.5	SR4	23/9/2014 18:46	28.63	79.6	5.30	5.7
SR4	23/9/2014 0:51	28.40	74.7	4.95	3.4	SR4	23/9/2014 6:51	28.32	75.8	5.06	4.6	SR4	23/9/2014 12:51	28.64	75.6	5.02	3.1	SR4	23/9/2014 18:51	28.63	79.2	5.27	4.9
SR4	23/9/2014 0:56	28.40	74.7	4.96	3.2	SR4	23/9/2014 6:56	28.32	76.2	5.08	7.2	SR4	23/9/2014 12:56	28.64	77.3	5.13	4.1	SR4	23/9/2014 18:56	28.63	79.3	5.27	5.1
SR4	23/9/2014 1:01	28.39	74.9	4.97	3.0	SR4	23/9/2014 7:01	28.32	76.0	5.07	5.0	SR4	23/9/2014 13:01	28.65	76.1	5.05	4.2	SR4	23/9/2014 19:01	28.63	79.4	5.29	5.8
SR4	23/9/2014 1:06	28.39	74.8	4.96	2.9	SR4	23/9/2014 7:06	28.32	76.5	5.10	4.8	SR4	23/9/2014 13:06	28.65	76.2	5.06	3.2	SR4	23/9/2014 19:06	28.62	79.1	5.27	5.2
SR4	23/9/2014 1:11	28.39	74.1	4.91	2.8	SR4	23/9/2014 7:11	28.31	76.4	5.10	4.6	SR4	23/9/2014 13:11	28.64	76.6	5.08	3.6	SR4	23/9/2014 19:11	28.62	78.9	5.25	5.6
SR4	23/9/2014 1:16	28.39	74.3	4.93	2.7	SR4	23/9/2014 7:16	28.30	76.2	5.09	5.0	SR4	23/9/2014 13:16	28.64	76.0	5.04	3.3	SR4	23/9/2014 19:16	28.62	79.0	5.26	7.6
SR4	23/9/2014 1:21	28.39	73.9	4.92	3.1	SR4	23/9/2014 7:21	28.29	76.1	5.08	4.6	SR4	23/9/2014 13:21	28.61	77.3	5.13	4.5	SR4	23/9/2014 19:21	28.62	78.6	5.23	7.5
SR4	23/9/2014 1:26	28.39	74.0	4.93	2.5	SR4	23/9/2014 7:26	28.31	76.3	5.09	5.7	SR4	23/9/2014 13:26	28.63	76.6	5.08	3.9	SR4	23/9/2014 19:26	28.62	78.7	5.23	7.6
SR4	23/9/2014 1:31	28.39	73.8	4.91	2.9	SR4	23/9/2014 7:31	28.31	76.5	5.11	5.2	SR4	23/9/2014 13:31	28.67	77.7	5.14	5.0	SR4	23/9/2014 19:31	28.62	78.5	5.22	5.9
SR4	23/9/2014 1:36	28.38	74.3	4.95	2.4	SR4	23/9/2014 7:36	28.32	76.5	5.11	5.4	SR4	23/9/2014 13:36	28.67	77.0	5.11	3.3	SR4	23/9/2014 19:36	28.60	78.2	5.21	6.6
SR4	23/9/2014 1:41	28.39	74.7	4.98	2.7	SR4	23/9/2014 7:41	28.32	76.3	5.09	5.1	SR4	23/9/2014 13:41	28.68	77.1	5.12	3.0	SR4	23/9/2014 19:41	28.60	78.2	5.21	8.2
SR4	23/9/2014 1:46	28.38	74.1	4.93	2.4	SR4	23/9/2014 7:46	28.32	76.6	5.11	5.0	SR4	23/9/2014 13:46	28.65	78.6	5.22	4.1	SR4	23/9/2014 19:46	28.59	78.0	5.19	6.1
SR4	23/9/2014 1:51	28.38	73.6	4.91	2.3	SR4	23/9/2014 7:51	28.33	76.6	5.11	4.8	SR4	23/9/2014 13:51	28.66	76.8	5.10	3.2	SR4	23/9/2014 19:51	28.59	77.9	5.19	6.4
SR4	23/9/2014 1:56	28.39	73.1	4.87	3.0	SR4	23/9/2014 7:56	28.33	76.5	5.10	6.3	SR4	23/9/2014 13:56	28.67	76.3	5.07	3.4	SR4	23/9/2014 19:56	28.59	78.1	5.20	8.0
SR4	23/9/2014 2:01	28.39	74.0	4.93	2.6	SR4	23/9/2014 8:01	28.33	76.5	5.11	4.7	SR4	23/9/2014 14:01	28.66	76.5	5.07	5.4	SR4	23/9/2014 20:01	28.59	77.7	5.17	7.1
SR4	23/9/2014 2:06	28.40	73.3	4.88	2.8	SR4	23/9/2014 8:06	28.33	76.6	5.11	5.2	SR4	23/9/2014 14:06	28.66	74.1	4.92	4.1	SR4	23/9/2014 20:06	28.59	77.6	5.16	7.1
SR4	23/9/2014 2:11	28.41	74.6	4.97	3.5	SR4	23/9/2014 8:11	28.33	76.3	5.09	5.2	SR4	23/9/2014 14:11	28.69	77.6	5.15	6.3	SR4	23/9/2014 20:11	28.59	77.7	5.17	7.1
SR4	23/9/2014 2:16	28.41	74.5	4.96	2.6	SR4	23/9/2014 8:16	28.34	76.8	5.12	5.4	SR4	23/9/2014 14:16	28.61	76.0	5.05	7.9	SR4	23/9/2014 20:16	28.59	77.6	5.16	8.0
SR4	23/9/2014 2:21	28.41	74.7	4.98	2.9	SR4	23/9/2014 8:21	28.35	76.9	5.13	5.2	SR4	23/9/2014 14:21	28.64	77.4	5.15	6.0	SR4	23/9/2014 20:21	28.58	78.1	5.20	8.5
SR4	23/9/2014 2:26	28.41	73.4	4.88	3.1	SR4	23/9/2014 8:26	28.35	76.5	5.10	5.3	SR4	23/9/2014 14:26	28.77	77.5	5.14	4.5	SR4	23/9/2014 20:26	28.58	78.0	5.19	6.0
SR4	23/9/2014 2:31	28.42	74.4	4.95	2.8	SR4	23/9/2014 8:31	28.34	76.2	5.08	4.7	SR4	23/9/2014 14:31	28.78	76.4	5.07	4.0	SR4	23/9/2014 20:31	28.58	77.9	5.18	6.9
SR4	23/9/2014 2:36	28.42	74.7	4.97	3.6	SR4	23/9/2014 8:36	28.34	76.1	5.08	5.6	SR4	23/9/2014 14:36	28.67	76.3	5.07	4.5	SR4	23/9/2014 20:36	28.58	77.6	5.16	6.0
SR4	23/9/2014 2:41	28.42	74.4	4.95	4.0	SR4	23/9/2014 8:41	28.35	76.1	5.08	5.1	SR4	23/9/2014 14:41	28.68	77.7	5.16	5.4	SR4	23/9/2014 20:41	28.58	77.4	5.15	6.4
SR4	23/9/2014 2:46	28.42	74.1	4.93	4.2	SR4	23/9/2014 8:46	28.34	76.0	5.07	5.2	SR4	23/9/2014 14:46	28.77	77.3	5.13	3.6	SR4	23/9/2014 20:46	28.56	77.6	5.17	6.5
SR4	23/9/2014 2:51	28.42	74.9	4.98	3.6	SR4	23/9/2014 8:51	28.36	76.1	5.08	5.7	SR4	23/9/2014 14:51	28.66	76.3	5.07	4.3	SR4	23/9/2014 20:51	28.56	77.2	5.14	6.3
SR4	23/9/2014 2:56	28.42	74.3	4.94	3.1	SR4	23/9/2014 8:56	28.41	76.3	5.09	5.1	SR4	23/9/2014 14:56	28.64	76.8	5.10	5.1	SR4	23/9/2014 20:56	28.56	77.2	5.14	5.3
SR4	23/9/2014 3:01	28.42	75.6	5.03	4.6	SR4	23/9/2014 9:01	28.41	76.6	5.10	4.1	SR4	23/9/2014 15:01	28.68	77.6	5.16	4.5	SR4	23/9/2014 21:01	28.56	76.5	5.09	4.8
SR4	23/9/2014 3:06	28.41	76.4	5.08	4.3	SR4	23/9/2014 9:06	28.41	76.2	5.08	4.9	SR4	23/9/2014 15:06	28.72	77.7	5.16	5.4	SR4	23/9/2014 21:06	28.56	76.7	5.11	5.5
SR4	23/9/2014 3:11	28.42	75.0	4.99	4.4	SR4	23/9/2014 9:11	28.40	76.5	5.10	4.5	SR4	23/9/2014 15:11	28.73	78.3	5.20	6.1	SR4	23/9/2014 21:11	28.56	76.7	5.11	4.6
SR4	23/9/2014 3:16	28.41	76.5	5.09	4.0	SR4	23/9/2014 9:16	28.38	75.7	5.04	5.0	SR4	23/9/2014 15:16	28.72	77.5	5.14	4.1	SR4	23/9/2014 21:16	28.56	78.8	5.24	4.4
SR4	23/9/2014 3:21	28.41	76.2	5.07	4.3	SR4	23/9/2014 9:21	28.37	75.4	5.03	5.0	SR4	23/9/2014 15:21	28.74	76.9	5.10	4.0	SR4	23/9/2014 21:21	28.56	79.1	5.27	5.0
SR4	23/9/2014 3:26	28.41	76.0	5.05	4.2	SR4	23/9/2014 9:26	28.37	75.0	5.00	6.9	SR4	23/9/2014 15:26	28.74	78.2	5.19	4.2	SR4	23/9/2014 21:26	28.56	79.3	5.28	3.7
SR4	23/9/2014 3:31	28.41	76.7	5.10	5.6	SR4	23/9/2014 9:31	28.40	75.6	5.04	6.2	SR4	23/9/2014 15:31	28.72	78.3	5.20	4.9	SR4	23/9/2014 21:31	28.56	79.9	5.32	4.0
SR4	23/9/2014 3:36	28.41	75.7	5.04	4.4	SR4	23/9/2014 9:36	28.41	76.2	5.08	5.3	SR4	23/9/2014 15:36	28.73	77.4	5.13	4.8	SR4	23/9/2014 21:36	28.55	79.1	5.27	3.5
SR4	23/9/2014 3:41	28.41	77.0	5.12	4.8	SR4	23/9/2014 9:41	28.42	76.4	5.09	5.1	SR4	23/9/2014 15:41	28.74	78.9	5.24	4.6	SR4	23/9/2014 21:41	28.54	78.5	5.23	3.6
SR4	23/9/2014 3:46	28.41	77.0	5.12	4.0	SR4	23/9/2014 9:46	28.42	76.2	5.08	4.6	SR4	23/9/2014 15:46	28.71	78.4	5.21	4.6	SR4	23/9/2014 21:46	28.54	78.9	5.26	3.5
SR4	23/9/2014 3:51	28.40	76.7	5.10	4.0	SR4	23/9/2014 9:51	28.44	77.0	5.13	4.5	SR4	23/9/2014 15:51	28.71	77.9	5.17	4.8	SR4	23/9/2014 21:51	28.54	79.4	5.29	4.4
SR4	23/9/2014 3:56	28.40	76.3	5.08	4.2	SR4	23/9/2014 9:56	28.46	77.6	5.17	3.9	SR4	23/9/2014 15:56	28.72	78.2	5.19	5.8	SR4	23/9/2014 21:56	28.55	78.9	5.26	4.2
SR4	23/9/2014 4:01	28.39	77.4	5.15	3.7	SR4	23/9/2014 10:01	28.46	77.4	5.15	4.0	SR4	23/9/2014 16:01	28.75	77.6	5.15	3.6	SR4	23/9/2014 22:01	28.55	78.7	5.24	3.5
SR4	23/9/2014 4:06	28.38	77.0	5.12	3.8	SR4	23/9/2014 10:06	28.45	77.4	5.15	4.6	SR4	23/9/2014 16:06	28.75	78.0	5.18	3.6	SR4	23/9/2014 22:06	28.55	78.4	5.23	3.3
SR4	23/9/2014 4:11	28.37	77.0	5.13	4.2	SR4	23/9/2014 10:11	28.45	77.4	5.15	4.2	SR4	23/9/2014 16:11	28.76	77.9	5.16	4.4	SR4	23/9/2014 22:11	28.53	78.0	5.20	3.1
SR4	23/9/2014 4:16	28.37	77.1	5.14	4.0	SR4	23/9/2014 10:16	28.44	77.3	5.15	4.0	SR4	23/9/2014 16:16	28.80	79.3	5.26	3.5	SR4	23/9/2014 22:16	28.54	79.3	5.29	3.4
SR4	23/9/2014 4:21	28.37	76.0	5.06	3.5	SR4	23/9/2014 10:21	28.43	76.5	5.09	4.7	SR4	23/9/2014 16:21	28.72	77.4	5.14	3.8	SR4	23/9/2014 22:21	28.55	80.0	5.33	3.7
SR4	23/9/2014 4:26	28.38	76.8	5.12	3.6	SR4	23/9/2014 10:26	28.42	76.6	5.10	5.6	SR4	23/9/2014 16:26	28.73	74.9	4.98	3.6	SR4	23/9/2014 22:26	28.55	79.3	5.29	3.6
SR4	23/9/2014 4:31	28.38	76.3	5.09	3.8	SR4	23/9/2014 10:31	28.50	77.7	5.16	4.2	SR4	23/9/2014 16:31	28.80	78.1	5.19	3.3	SR4	23/9/2014 22:31	28.56	78.7	5.25	4.9
SR4	23/9/2014 4:36	28.38	76.5	5.10	3.6	SR4	23/9/2014 10:36	28.51	77.9	5.18	3.5	SR4	23/9/2014 16:36	28.81	78.9	5.24	3.8	SR4	23/9/2014 22:36	28.56	79.1	5.27	4.9
SR4	23/9/2014 4:41	28.37	75.9	5.06	3.5	SR4	23/9/2014 10:41	28.47	77.6	5.16	4.1	SR4	23/9/2014 16:41	28.77	79.6	5.29	3.9	SR4	23/9/2014 22:41	28.56	78.6	5.23	4.3
SR4	23/9/2014 4:46	28.37	76.0	5.07	3.7	SR4	23/9/2014 10:46	28.47	77.6	5.14	5.2	SR4	23/9/2014 16:46	28.76	79.9	5.31	3.5	SR4	23/9/2014 22:46	28.56	78.2	5.21	4.0
SR4	23/9/2014 4:51	28.37	75.5	5.03	4.1	SR4	23/9/2014 10:51	28.46	77.4	5.15	4.7	SR4	23/9/2014 16:51	28.77	78.3	5.20	3.3	SR4	23/9/2014 22:51	28.56	78.7	5.25	4.1
SR4	23/9/2014 4:56	28.37	75.5	5.03	3.3	SR4	23/9/2014 10:56	28.48	78.0	5.19	4.2	SR4	23/9/2014 16:56	28.76	78.8	5.22	3.4	SR4	23/9/2014 22:56	28.57	80.0	5.33	3.9
SR4	23/9/2014 5:01	28.36	76.3	5.08	3.7	SR4	23/9/2014 11:01	28.54	78.8	5.24	3.7	SR4	23/9/2014 17:01	28.77	78.9	5.24	3.3	SR4	23/9/2014 23:01	28.57	79.7	5.31	4.5
SR4	23/9/2014 5:06	28.37	75.3	5.02	4.0	SR4	23/9/2014 11:06	28.56	79.1	5.25	3.6	SR4	23/9/2014 17:06	28.77	79.8	5.30	4.0	SR4	23/9/2014 23:06	28.57	79.0	5.27	4.6
SR4	23/9/2014 5:11	28.37	75.9	5.06	4.8	SR4	23/9/2014 11:11	28.53	78.6	5.23	3.7	SR4	23/9/2014 17:11	28.77	81.7	5.44	3.2	SR4	23/9/2014 23:11	28.56	79.9	5.32	4.1
SR4	23/9/2014 5:16	28.36	76.5	5.10	4.5	SR4	23/9/2014 11:16	28.61	79.1	5.25	3.3	SR4	23/9/2014 17:16	28.78	84.5	5.62	4.2	SR4	23/9/2014 23:16	28.55	79.6	5.31	3.6
SR4	23/9/2014 5:21	28.36	76.7	5.11	3.8	SR4	23/9/2014 11:21	28.62	78.9	5.24	3.6	SR4	23/9/2014 17:21	28.77	83.1	5.53	3.8	SR4	23/9/2014 23:21	28.56	78.8	5.25	3.0
SR4	23/9/2014 5:26	28.36	76.6	5.10	3.8	SR4	23/9/2014 11:26	28.60	78.6	5.22	3.9	SR4	23/9/2014 17:26	28.75	81.7	5.44	5.3	SR4	23/9/2014 23:26	28.55	78.8	5.26	2.9
SR4	23/9/2014 5:31	28.36	77.5	5.16	3.9	SR4	23/9/2014 11:31	28.61	78.2	5.19	3.6	SR4	23/9/2014 17:31	28.77	83.6	5.57	5.8	SR4	23/9/2014 23:31	28.54	78.7	5.25	3.5
SR4	23/9/2014 5:36	28.36	77.7	5.18	4.1	SR4	23/9/2014 11:36	28.57	77.9	5.18	4.4	SR4	23/9/2014 17:36	28.77	83.4	5.55	4.6	SR4	23/9/2014 23:36	28.52	78.5	5.24	3.0
SR4	23/9/2014 5:41	28.35	77.5	5.17	4.0	SR4	23/9/2014 11:41	28.51	77.8	5.17	5.5	SR4	23/9/2014 17:41	28.75	83.1	5.53	5.7	SR4	23/9/2014 23:41	28.52	78.6	5.25	2.8
SR4	23/9/2014 5:46	28.35	77.3	5.15	4.4	SR4	23/9/2014 11:46	28.47	77.8	5.17	4.8	SR4	23/9/2014 17:46	28.72	82.7	5.51	7.0	SR4	23/9/2014 23:46	28.54	79.4	5.28	3.1
SR4	23/9/2014 5:51	28.34	77.0	5.13	3.8	SR4	23/9/2014 11:51	28.48	77.7	5.17	5.1	SR4	23/9/2014 17:51	28.69	81.8	5.45	6.7	SR4	23/9/2014 23:51	28.55	80.1	5.35	3.3
SR4	23/9/2014 5:56	28.34	77.3	5.16	4.4	SR4	23/9/2014 11:56	28.50	77.7	5.17	5.0	SR4	23/9/2014 17:56	28.63	80.7	5.36	8.7	SR4	23/9/2014 23:56	28.52	79.4	5.31	2.7

Station	Timestamp	Temp (° C)	DO (%)	DO (mg/L)	Tur (NTU)	Station	Timestamp	Temp (° C)	DO (%)	DO (mg/L)	Tur (NTU)	Station	Timestamp	Temp (° C)	DO (%)	DO (mg/L)	Tur (NTU)	Station	Timestamp	Temp (°C)	DO (%)	DO (mg/L)	Tur (NTU)
SR5	23/9/2014 0:00	28.45	80.0	**5.26**	3.3	SR5	23/9/2014 6:00	28.26	84.2	5.61	2.9	SR5	23/9/2014 12:00	28.74	92.4	6.08	2.3	SR5	23/9/2014 18:00	28.78	93.6	6.18	3.5
SR5	23/9/2014 0:05	28.46	80.3	**5.28**	3.4	SR5	23/9/2014 6:05	28.27	85.7	5.71	2.8	SR5	23/9/2014 12:05	28.71	91.3	6.01	2.0	SR5	23/9/2014 18:05	28.79	92.8	6.12	4.2
SR5	23/9/2014 0:10	28.46	80.6	**5.30**	3.4	SR5	23/9/2014 6:10	28.22	85.4	5.69	2.1	SR5	23/9/2014 12:10	28.66	89.8	5.91	3.1	SR5	23/9/2014 18:10	28.79	92.1	6.07	3.6
SR5	23/9/2014 0:15	28.46	80.8	**5.32**	3.2	SR5	23/9/2014 6:15	28.30	84.6	5.63	3.0	SR5	23/9/2014 12:15	28.64	90.2	5.93	2.9	SR5	23/9/2014 18:15	28.73	91.2	6.02	4.2
SR5	23/9/2014 0:20	28.42	82.2	5.42	2.8	SR5	23/9/2014 6:20	28.30	84.1	5.59	2.4	SR5	23/9/2014 12:20	28.67	90.1	5.93	2.8	SR5	23/9/2014 18:20	28.75	90.8	5.99	4.1
SR5	23/9/2014 0:25	28.44	81.8	5.39	3.3	SR5	23/9/2014 6:25	28.37	82.4	5.46	4.1	SR5	23/9/2014 12:25	28.74	89.6	5.89	2.2	SR5	23/9/2014 18:25	28.72	89.4	5.89	5.0
SR5	23/9/2014 0:30	28.39	82.8	5.46	2.6	SR5	23/9/2014 6:30	28.36	83.3	5.53	3.2	SR5	23/9/2014 12:30	28.87	89.8	5.89	2.1	SR5	23/9/2014 18:30	28.74	89.9	5.93	4.2
SR5	23/9/2014 0:35	28.39	83.3	5.50	2.3	SR5	23/9/2014 6:35	28.37	82.2	5.45	3.5	SR5	23/9/2014 12:35	28.90	92.5	6.07	2.2	SR5	23/9/2014 18:35	28.74	89.6	5.91	4.1
SR5	23/9/2014 0:40	28.38	83.7	5.52	2.5	SR5	23/9/2014 6:40	28.38	80.7	**5.34**	3.8	SR5	23/9/2014 12:40	28.87	92.4	6.07	2.4	SR5	23/9/2014 18:40	28.74	89.7	5.92	3.9
SR5	23/9/2014 0:45	28.35	83.8	5.53	2.5	SR5	23/9/2014 6:45	28.38	80.0	**5.29**	4.0	SR5	23/9/2014 12:45	28.88	92.5	6.08	2.6	SR5	23/9/2014 18:45	28.72	89.3	5.89	4.6
SR5	23/9/2014 0:50	28.38	83.2	5.49	2.7	SR5	23/9/2014 6:50	28.38	80.0	**5.29**	4.2	SR5	23/9/2014 12:50	28.90	94.3	6.19	2.4	SR5	23/9/2014 18:50	28.68	87.4	5.76	5.6
SR5	23/9/2014 0:55	28.38	84.1	5.56	2.4	SR5	23/9/2014 6:55	28.38	79.6	**5.26**	4.2	SR5	23/9/2014 12:55	28.86	96.4	6.34	2.7	SR5	23/9/2014 18:55	28.68	87.0	5.74	5.6
SR5	23/9/2014 1:00	28.38	83.4	5.50	2.6	SR5	23/9/2014 7:00	28.38	78.7	**5.20**	4.6	SR5	23/9/2014 13:00	28.78	95.2	6.27	3.0	SR5	23/9/2014 19:00	28.68	86.2	5.68	5.5
SR5	23/9/2014 1:05	28.39	83.8	5.53	2.7	SR5	23/9/2014 7:05	28.38	78.6	**5.19**	4.6	SR5	23/9/2014 13:05	28.78	94.6	6.22	2.5	SR5	23/9/2014 19:05	28.66	85.3	5.61	6.0
SR5	23/9/2014 1:10	28.35	84.4	5.58	2.8	SR5	23/9/2014 7:10	28.37	78.0	**5.16**	4.3	SR5	23/9/2014 13:10	28.73	93.0	6.12	2.9	SR5	23/9/2014 19:10	28.65	83.9	5.52	5.4
SR5	23/9/2014 1:15	28.35	84.6	5.59	2.8	SR5	23/9/2014 7:15	28.37	77.9	**5.15**	4.0	SR5	23/9/2014 13:15	28.80	91.6	6.03	2.9	SR5	23/9/2014 19:15	28.65	84.0	5.53	5.7
SR5	23/9/2014 1:20	28.35	84.3	5.57	2.6	SR5	23/9/2014 7:20	28.38	78.0	**5.15**	4.5	SR5	23/9/2014 13:20	28.88	94.8	6.23	2.6	SR5	23/9/2014 19:20	28.65	83.6	5.50	4.9
SR5	23/9/2014 1:25	28.35	84.5	5.58	2.6	SR5	23/9/2014 7:25	28.38	77.6	**5.13**	3.9	SR5						SR5	23/9/2014 19:25	28.65	83.2	5.47	4.7
SR5	23/9/2014 1:30	28.38	83.9	5.54	3.1	SR5	23/9/2014 7:30	28.38	77.2	**5.09**	5.3	SR5						SR5	23/9/2014 19:30	28.64	82.8	5.45	5.6
SR5	23/9/2014 1:35	28.37	84.5	5.58	2.7	SR5	23/9/2014 7:35	28.39	77.4	**5.11**	4.1	SR5						SR5	23/9/2014 19:35	28.62	82.7	5.44	6.6
SR5	23/9/2014 1:40	28.41	83.5	5.51	2.5	SR5	23/9/2014 7:40	28.38	77.3	**5.10**	4.6	SR5	23/9/2014 13:40	28.98	100.0	6.54	3.5	SR5	23/9/2014 19:40	28.64	82.3	5.42	5.0
SR5	23/9/2014 1:45	28.43	84.4	5.57	3.0	SR5	23/9/2014 7:45	28.38	77.5	**5.11**	4.2	SR5	23/9/2014 13:45	28.84	97.7	6.40	3.6	SR5	23/9/2014 19:45	28.62	82.6	5.43	5.9
SR5	23/9/2014 1:50	28.41	83.3	5.50	2.5	SR5	23/9/2014 7:50	28.38	75.7	**5.00**	4.8	SR5	23/9/2014 13:50	29.05	105.8	6.93	2.4	SR5	23/9/2014 19:50	28.62	82.2	5.41	5.0
SR5	23/9/2014 1:55	28.42	83.7	5.53	2.7	SR5	23/9/2014 7:55	28.38	75.8	**5.00**	5.3	SR5	23/9/2014 13:55	28.94	104.0	6.82	3.6	SR5	23/9/2014 19:55	28.61	81.8	**5.38**	6.1
SR5	23/9/2014 2:00	28.43	84.9	5.62	2.7	SR5	23/9/2014 8:00	28.38	75.6	**4.99**	4.9	SR5	23/9/2014 14:00	28.99	104.8	6.87	2.8	SR5	23/9/2014 20:00	28.61	81.4	**5.35**	5.9
SR5	23/9/2014 2:05	28.43	84.4	5.57	2.5	SR5	23/9/2014 8:05	28.38	75.7	**5.00**	4.4	SR5	23/9/2014 14:05	28.88	102.9	6.76	3.0	SR5	23/9/2014 20:05	28.58	80.8	**5.31**	7.8
SR5	23/9/2014 2:10	28.42	84.5	5.58	3.1	SR5	23/9/2014 8:10	28.38	76.4	**5.04**	5.1	SR5	23/9/2014 14:10	28.91	102.9	6.75	3.3	SR5	23/9/2014 20:10	28.59	80.3	**5.27**	6.2
SR5	23/9/2014 2:15	28.40	85.5	5.65	2.6	SR5	23/9/2014 8:15	28.38	75.5	**4.98**	4.7	SR5	23/9/2014 14:15	28.96	102.5	6.73	3.6	SR5	23/9/2014 20:15	28.59	80.3	**5.27**	7.3
SR5	23/9/2014 2:20	28.41	85.4	5.65	2.3	SR5	23/9/2014 8:20	28.39	74.9	**4.93**	6.1	SR5	23/9/2014 14:20	28.97	103.0	6.76	3.6	SR5	23/9/2014 20:20	28.59	79.8	**5.24**	7.1
SR5	23/9/2014 2:25	28.38	85.7	5.67	2.4	SR5	23/9/2014 8:25	28.40	76.0	**5.01**	4.4	SR5	23/9/2014 14:25	28.99	103.3	6.78	3.4	SR5	23/9/2014 20:25	28.59	79.1	**5.20**	6.2
SR5	23/9/2014 2:30	28.38	86.1	5.70	3.4	SR5	23/9/2014 8:30	28.40	75.1	**4.95**	6.0	SR5	23/9/2014 14:30	29.03	103.8	6.81	3.5	SR5	23/9/2014 20:30	28.58	79.9	**5.25**	6.7
SR5	23/9/2014 2:35	28.36	86.2	5.71	2.7	SR5	23/9/2014 8:35	28.40	74.8	**4.92**	5.3	SR5	23/9/2014 14:35	29.01	103.1	6.77	4.1	SR5	23/9/2014 20:35	28.57	79.4	**5.22**	6.2
SR5	23/9/2014 2:40	28.37	85.7	5.67	2.7	SR5	23/9/2014 8:40	28.40	74.3	**4.89**	6.5	SR5	23/9/2014 14:40	28.95	102.1	6.71	4.0	SR5	23/9/2014 20:40	28.56	78.8	**5.18**	7.1
SR5	23/9/2014 2:45	28.36	85.4	5.65	2.5	SR5	23/9/2014 8:45	28.41	74.4	**4.89**	5.5	SR5	23/9/2014 14:45	29.01	101.6	6.67	3.6	SR5	23/9/2014 20:45	28.57	78.6	**5.16**	6.4
SR5	23/9/2014 2:50	28.36	85.7	5.67	3.0	SR5	23/9/2014 8:50	28.41	74.3	**4.89**	5.4	SR5	23/9/2014 14:50	29.01	103.4	6.80	3.7	SR5	23/9/2014 20:50	28.57	78.5	**5.16**	7.1
SR5	23/9/2014 2:55	28.35	85.7	5.67	2.4	SR5	23/9/2014 8:55	28.41	74.4	**4.90**	5.6	SR5	23/9/2014 14:55	28.95	102.0	6.71	3.7	SR5	23/9/2014 20:55	28.57	78.3	**5.14**	5.9
SR5	23/9/2014 3:00	28.34	85.8	5.68	2.3	SR5	23/9/2014 9:00	28.41	74.9	**4.93**	5.2	SR5	23/9/2014 15:00	28.97	102.6	6.75	3.2	SR5	23/9/2014 21:00	28.56	78.2	**5.14**	6.3
SR5	23/9/2014 3:05	28.29	87.5	5.81	3.0	SR5	23/9/2014 9:05	28.41	74.9	**4.93**	4.8	SR5	23/9/2014 15:05	28.96	101.8	6.70	3.5	SR5	23/9/2014 21:05	28.56	78.2	**5.13**	6.3
SR5	23/9/2014 3:10	28.32	88.4	5.87	3.1	SR5	23/9/2014 9:10	28.41	74.7	**4.92**	5.0	SR5	23/9/2014 15:10	28.97	101.6	6.69	3.5	SR5	23/9/2014 21:10	28.56	78.7	**5.16**	6.4
SR5	23/9/2014 3:15	28.32	88.5	5.88	3.2	SR5	23/9/2014 9:15	28.41	74.0	**4.87**	5.8	SR5	23/9/2014 15:15	28.97	101.4	6.68	3.3	SR5	23/9/2014 21:15	28.56	78.2	**5.13**	6.2
SR5	23/9/2014 3:20	28.31	90.0	5.98	2.7	SR5	23/9/2014 9:20	28.41	72.9	**4.79**	5.4	SR5	23/9/2014 15:20	28.96	101.1	6.66	3.5	SR5	23/9/2014 21:20	28.56	78.4	**5.14**	6.2
SR5	23/9/2014 3:25	28.31	90.4	6.02	2.7	SR5	23/9/2014 9:25	28.42	73.1	**4.81**	5.3	SR5	23/9/2014 15:25	28.95	100.2	6.60	3.9	SR5	23/9/2014 21:25	28.56	78.4	**5.15**	6.4
SR5	23/9/2014 3:30	28.30	89.8	5.98	2.7	SR5	23/9/2014 9:30	28.44	75.0	**4.93**	5.2	SR5	23/9/2014 15:30	28.90	99.8	6.58	3.8	SR5	23/9/2014 21:30	28.56	78.1	**5.12**	6.5
SR5	23/9/2014 3:35	28.30	90.6	6.03	2.8	SR5	23/9/2014 9:35	28.46	75.1	**4.94**	6.4	SR5	23/9/2014 15:35	28.88	98.8	6.51	4.6	SR5	23/9/2014 21:35	28.56	78.2	**5.14**	7.2
SR5	23/9/2014 3:40	28.32	89.8	5.97	2.9	SR5	23/9/2014 9:40	28.43	75.2	**4.94**	5.8	SR5	23/9/2014 15:40	28.88	98.6	6.51	4.4	SR5	23/9/2014 21:40	28.56	77.7	**5.10**	6.8
SR5	23/9/2014 3:45	28.31	89.6	5.96	2.9	SR5	23/9/2014 9:45	28.42	74.5	**4.90**	6.1	SR5	23/9/2014 15:45	28.91	99.0	6.53	4.5	SR5	23/9/2014 21:45	28.56	78.1	**5.13**	**8.1**
SR5	23/9/2014 3:50	28.31	88.9	5.91	2.6	SR5	23/9/2014 9:50	28.41	74.3	**4.89**	5.9	SR5	23/9/2014 15:50	28.95	98.4	6.48	3.4	SR5	23/9/2014 21:50	28.55	79.3	**5.20**	7.0
SR5	23/9/2014 3:55	28.31	89.0	5.92	3.0	SR5	23/9/2014 9:55	28.41	74.8	**4.91**	5.6	SR5	23/9/2014 15:55	28.90	98.1	6.47	4.1	SR5	23/9/2014 21:55	28.55	78.8	**5.17**	7.0
SR5	23/9/2014 4:00	28.31	88.8	5.90	2.5	SR5	23/9/2014 10:00	28.49	76.4	**5.02**	4.2	SR5	23/9/2014 16:00	28.91	98.1	6.47	3.7	SR5	23/9/2014 22:00	28.55	78.5	**5.15**	7.7
SR5	23/9/2014 4:05	28.32	88.1	5.85	2.5	SR5	23/9/2014 10:05	28.46	78.8	**5.18**	4.8	SR5	23/9/2014 16:05	28.90	98.1	6.46	4.4	SR5	23/9/2014 22:05	28.55	78.4	**5.14**	6.7
SR5	23/9/2014 4:10	28.32	88.2	5.86	3.5	SR5	23/9/2014 10:10	28.48	79.6	**5.24**	4.7	SR5	23/9/2014 16:10	28.93	99.3	6.55	4.4	SR5	23/9/2014 22:10	28.55	77.8	**5.10**	6.6
SR5	23/9/2014 4:15	28.31	88.2	5.86	2.7	SR5	23/9/2014 10:15	28.49	80.9	**5.32**	4.3	SR5	23/9/2014 16:15	28.97	100.9	6.65	4.4	SR5	23/9/2014 22:15	28.55	78.0	**5.11**	5.9
SR5	23/9/2014 4:20	28.28	89.3	5.95	2.4	SR5	23/9/2014 10:20	28.47	79.9	**5.25**	4.6	SR5	23/9/2014 16:20	28.93	97.8	6.44	3.8	SR5	23/9/2014 22:20	28.55	76.9	**5.04**	5.4
SR5	23/9/2014 4:25	28.32	88.3	5.87	2.6	SR5	23/9/2014 10:25	28.54	81.4	**5.35**	4.1	SR5	23/9/2014 16:25	28.94	98.2	6.47	3.8	SR5	23/9/2014 22:25	28.55	77.4	**5.07**	6.3
SR5	23/9/2014 4:30	28.30	86.1	5.72	2.2	SR5	23/9/2014 10:30	28.48	80.4	**5.29**	4.8	SR5	23/9/2014 16:30	28.92	96.8	6.38	4.4	SR5	23/9/2014 22:30	28.52	75.9	**4.99**	4.0
SR5	23/9/2014 4:35	28.27	88.1	5.86	2.4	SR5	23/9/2014 10:35	28.45	79.1	**5.21**	4.6	SR5	23/9/2014 16:35	28.92	97.3	6.42	3.9	SR5	23/9/2014 22:35	28.56	81.2	**5.33**	6.0
SR5	23/9/2014 4:40	28.31	89.6	5.96	2.7	SR5	23/9/2014 10:40	28.47	78.7	**5.18**	5.1	SR5	23/9/2014 16:40	28.90	96.5	6.36	3.7	SR5	23/9/2014 22:40	28.56	81.4	**5.35**	6.2
SR5	23/9/2014 4:45	28.30	88.4	5.88	2.4	SR5	23/9/2014 10:45	28.49	79.4	**5.23**	4.8	SR5	23/9/2014 16:45	28.87	96.9	6.39	4.1	SR5	23/9/2014 22:45	28.56	80.8	**5.30**	6.7
SR5	23/9/2014 4:50	28.29	90.3	6.01	2.1	SR5	23/9/2014 10:50	28.49	78.8	**5.18**	4.8	SR5	23/9/2014 16:50	28.90	96.7	6.37	3.9	SR5	23/9/2014 22:50	28.55	81.0	**5.32**	6.5
SR5	23/9/2014 4:55	28.31	90.0	5.99	2.2	SR5	23/9/2014 10:55	28.50	79.3	**5.22**	5.1	SR5	23/9/2014 16:55	28.90	96.6	6.37	4.0	SR5	23/9/2014 22:55	28.56	81.2	**5.33**	7.2
SR5	23/9/2014 5:00	28.28	89.7	5.97	2.5	SR5	23/9/2014 11:00	28.50	79.9	**5.26**	5.1	SR5	23/9/2014 17:00	28.91	96.9	6.38	4.3	SR5	23/9/2014 23:00	28.55	81.3	**5.34**	7.4
SR5	23/9/2014 5:05	28.26	90.8	6.04	2.4	SR5	23/9/2014 11:05	28.54	80.3	**5.28**	4.8	SR5	23/9/2014 17:05	28.94	97.0	6.39	3.9	SR5	23/9/2014 23:05	28.55	81.4	**5.35**	7.0
SR5	23/9/2014 5:10	28.27	90.6	6.03	2.4	SR5	23/9/2014 11:10	28.48	79.6	**5.24**	5.3	SR5	23/9/2014 17:10	28.95	96.9	6.39	3.2	SR5	23/9/2014 23:10	28.55	81.6	**5.36**	6.8
SR5	23/9/2014 5:15	28.28	90.4	6.02	2.7	SR5	23/9/2014 11:15	28.52	80.3	**5.28**	4.8	SR5	23/9/2014 17:15	28.90	98.4	6.49	3.5	SR5	23/9/2014 23:15	28.56	82.3	5.40	6.2
SR5	23/9/2014 5:20	28.28	90.3	6.01	2.6	SR5	23/9/2014 11:20	28.59	82.0	5.39	3.3	SR5	23/9/2014 17:20	28.94	98.4	6.49	3.2	SR5	23/9/2014 23:20	28.56	82.2	5.40	5.8
SR5	23/9/2014 5:25	28.29	89.6	5.96	2.5	SR5	23/9/2014 11:25	28.52	81.6	**5.37**	3.7	SR5	23/9/2014 17:25	28.89	98.5	6.49	3.2	SR5	23/9/2014 23:25	28.58	83.0	5.46	4.6
SR5	23/9/2014 5:30	28.25	89.7	5.97	2.0	SR5	23/9/2014 11:30	28.56	81.7	**5.38**	3.2	SR5	23/9/2014 17:30	28.93	96.9	6.39	3.1	SR5	23/9/2014 23:30	28.59	83.2	5.47	4.6
SR5	23/9/2014 5:35	28.28	88.8	5.90	2.3	SR5	23/9/2014 11:35	28.55	82.7	5.45	3.4	SR5	23/9/2014 17:35	28.89	96.2	6.34	4.0	SR5	23/9/2014 23:35	28.59	83.1	5.46	5.4
SR5	23/9/2014 5:40	28.27	85.7	5.71	2.2	SR5	23/9/2014 11:40	28.57	82.3	5.42	3.2	SR5	23/9/2014 17:40	28.89	96.4	6.36	3.8	SR5	23/9/2014 23:40	28.59	83.0	5.45	5.2
SR5	23/9/2014 5:45	28.27	84.6	5.63	2.8	SR5	23/9/2014 11:45	28.55	82.9	5.45	3.8	SR5	23/9/2014 17:45	28.83	94.9	6.26	4.1	SR5	23/9/2014 23:45	28.59	83.3	5.48	4.7
SR5	23/9/2014 5:50	28.30	85.5	5.68	3.3	SR5	23/9/2014 11:50	28.70	88.7	5.84	2.5	SR5	23/9/2014 17:50	28.75	93.2	6.15	4.5	SR5	23/9/2014 23:50	28.59	83.1	5.47	4.9
SR5	23/9/2014 5:55	28.28	84.2	5.59	2.8	SR5	23/9/2014 11:55	28.63	86.6	5.70	3.0	SR5	23/9/2014 17:55	28.78	93.9	6.20	4.3	SR5	23/9/2014 23:55	28.59	82.7	5.44	4.4

Station	Timestamp	Temp (° C)	DO (%)	DO (mg/L)	Tur (NTU)	Station	Timestamp	Temp (° C)	DO (%)	DO (mg/L)	Tur (NTU)	Station	Timestamp	Temp (° C)	DO (%)	DO (mg/L)	Tur (NTU)	Station	Timestamp	Temp (°C)	DO (%)	DO (mg/L)	Tur (NTU)
SR9	23/9/2014 0:00	28.64	100.4	7.13	2.5	SR9	23/9/2014 6:00	28.29	88.9	6.39	2.4	SR9						SR9	23/9/2014 18:00	29.03	120.3	8.52	3.5
SR9	23/9/2014 0:05	28.64	101.1	7.19	2.3	SR9	23/9/2014 6:05	28.23	88.9	6.40	2.1	SR9						SR9	23/9/2014 18:05	29.04	123.0	8.71	3.4
SR9	23/9/2014 0:10	28.63	100.5	7.14	2.3	SR9	23/9/2014 6:10	28.19	89.3	6.43	2.1	SR9						SR9	23/9/2014 18:10	29.02	120.9	8.56	3.8
SR9	23/9/2014 0:15	28.62	99.9	7.09	2.1	SR9	23/9/2014 6:15	28.23	88.0	6.34	2.2	SR9						SR9	23/9/2014 18:15	29.03	121.8	8.61	3.8
SR9	23/9/2014 0:20	28.66	100.8	7.16	2.3	SR9	23/9/2014 6:20	28.24	86.6	6.24	1.9	SR9	23/9/2014 12:20	28.72	116.4	8.33	1.8	SR9	23/9/2014 18:20	28.98	120.5	8.51	3.6
SR9	23/9/2014 0:25	28.66	101.4	7.20	2.3	SR9	23/9/2014 6:25	28.25	86.6	6.23	1.9	SR9	23/9/2014 12:25	28.61	117.7	8.44	1.9	SR9	23/9/2014 18:25	28.92	119.2	8.42	3.5
SR9	23/9/2014 0:30	28.64	100.5	7.14	2.1	SR9	23/9/2014 6:30	28.29	85.6	6.17	2.1	SR9	23/9/2014 12:30	28.61	118.3	8.49	1.7	SR9	23/9/2014 18:30	28.92	120.3	8.49	4.4
SR9	23/9/2014 0:35	28.61	103.3	7.32	2.3	SR9	23/9/2014 6:35	28.30	85.4	6.15	2.2	SR9	23/9/2014 12:35	28.66	119.3	8.54	1.8	SR9	23/9/2014 18:35	28.90	119.6	8.44	3.7
SR9	23/9/2014 0:40	28.57	101.8	7.21	2.7	SR9	23/9/2014 6:40	28.28	85.7	6.18	2.3	SR9	23/9/2014 12:40	28.62	119.9	8.59	1.8	SR9	23/9/2014 18:40	28.90	117.6	8.29	3.4
SR9	23/9/2014 0:45	28.52	102.1	7.25	2.2	SR9	23/9/2014 6:45	28.26	85.0	6.13	2.0	SR9	23/9/2014 12:45	28.73	121.5	8.70	1.8	SR9	23/9/2014 18:45	28.92	117.3	8.27	3.6
SR9	23/9/2014 0:50	28.51	100.8	7.16	2.1	SR9	23/9/2014 6:50	28.20	86.0	6.21	1.8	SR9	23/9/2014 12:50	28.80	122.5	8.77	2.0	SR9	23/9/2014 18:50	28.93	116.9	8.23	3.6
SR9	23/9/2014 0:55	28.53	99.3	7.06	2.1	SR9	23/9/2014 6:55	28.18	86.2	6.23	2.2	SR9	23/9/2014 12:55	28.68	122.8	8.81	1.9	SR9	23/9/2014 18:55	28.93	115.3	8.12	3.7
SR9	23/9/2014 1:00	28.52	97.6	6.93	2.3	SR9	23/9/2014 7:00	28.19	84.7	6.12	3.0	SR9	23/9/2014 13:00	28.90	122.6	8.76	1.7	SR9	23/9/2014 19:00	28.94	116.2	8.18	3.8
SR9	23/9/2014 1:05	28.53	96.9	6.90	2.0	SR9	23/9/2014 7:05	28.18	85.9	6.21	2.8	SR9	23/9/2014 13:05	28.73	125.2	8.97	1.8	SR9	23/9/2014 19:05	28.93	115.9	8.15	3.9
SR9	23/9/2014 1:10	28.54	96.3	6.86	2.4	SR9	23/9/2014 7:10	28.13	87.8	6.34	1.6	SR9	23/9/2014 13:10	28.79	126.0	9.02	1.7	SR9	23/9/2014 19:10	28.92	115.4	8.11	3.5
SR9	23/9/2014 1:15	28.57	95.4	6.78	2.2	SR9	23/9/2014 7:15	28.15	87.2	6.29	1.8	SR9	23/9/2014 13:15	28.92	126.2	9.01	2.1	SR9	23/9/2014 19:15	28.88	108.3	7.61	3.8
SR9	23/9/2014 1:20	28.54	95.7	6.82	2.2	SR9	23/9/2014 7:20	28.14	87.4	6.31	1.9	SR9	23/9/2014 13:20	28.85	128.1	9.17	1.9	SR9	23/9/2014 19:20	28.92	112.3	7.85	3.5
SR9	23/9/2014 1:25	28.54	95.3	6.81	2.5	SR9	23/9/2014 7:25	28.11	87.4	6.34	1.8	SR9	23/9/2014 13:25	28.83	128.6	9.20	1.7	SR9	23/9/2014 19:25	28.92	112.9	7.90	3.7
SR9	23/9/2014 1:30	28.55	92.9	6.64	2.4	SR9	23/9/2014 7:30	28.14	87.3	6.31	3.0	SR9	23/9/2014 13:30	28.78	129.2	9.25	1.8	SR9	23/9/2014 19:30	28.94	118.1	8.24	3.4
SR9	23/9/2014 1:35	28.56	91.9	6.55	2.4	SR9	23/9/2014 7:35	28.13	87.0	6.30	1.6	SR9	23/9/2014 13:35	28.76	129.4	9.27	2.0	SR9	23/9/2014 19:35	28.93	121.0	8.40	3.1
SR9	23/9/2014 1:40	28.55	90.7	6.47	2.1	SR9	23/9/2014 7:40	28.13	87.5	6.33	4.7	SR9	23/9/2014 13:40	28.69	128.9	9.22	1.9	SR9	23/9/2014 19:40	28.89	120.9	8.38	3.6
SR9	23/9/2014 1:45	28.56	90.3	6.43	2.3	SR9	23/9/2014 7:45	28.12	88.2	6.39	1.9	SR9	23/9/2014 13:45	28.66	129.2	9.25	2.0	SR9	23/9/2014 19:45	28.92	120.3	8.32	3.1
SR9	23/9/2014 1:50	28.55	89.6	6.38	2.3	SR9	23/9/2014 7:50	28.15	88.0	6.36	2.2	SR9	23/9/2014 13:50	28.71	130.7	9.35	1.9	SR9	23/9/2014 19:50	28.90	121.1	8.36	3.3
SR9	23/9/2014 1:55	28.55	90.8	6.46	2.5	SR9	23/9/2014 7:55	28.11	88.6	6.41	1.8	SR9	23/9/2014 13:55	28.72	130.9	9.38	1.9	SR9	23/9/2014 19:55	28.92	118.0	8.16	3.6
SR9	23/9/2014 2:00	28.55	90.5	6.45	2.5	SR9	23/9/2014 8:00	28.14	88.6	6.41	1.7	SR9	23/9/2014 14:00	28.76	132.8	9.52	1.9	SR9	23/9/2014 20:00	28.91	116.4	7.99	3.9
SR9	23/9/2014 2:05	28.53	89.9	6.41	2.3	SR9	23/9/2014 8:05	28.14	89.3	6.47	1.8	SR9	23/9/2014 14:05	28.77	132.7	9.51	2.1	SR9	23/9/2014 20:05	28.90	117.9	8.05	3.3
SR9	23/9/2014 2:10	28.54	90.6	6.45	2.3	SR9	23/9/2014 8:10	28.14	88.9	6.43	1.9	SR9	23/9/2014 14:10	28.76	131.7	9.43	2.0	SR9	23/9/2014 20:10	28.89	113.6	7.78	3.7
SR9	23/9/2014 2:15	28.54	88.8	6.33	2.1	SR9	23/9/2014 8:15	28.17	88.8	6.44	2.6	SR9	23/9/2014 14:15	28.78	131.1	9.38	2.6	SR9	23/9/2014 20:15	28.90	113.6	7.83	3.6
SR9	23/9/2014 2:20	28.55	85.6	6.10	2.8	SR9	23/9/2014 8:20	28.18	88.9	6.44	2.2	SR9	23/9/2014 14:20	28.76	133.0	9.51	1.8	SR9	23/9/2014 20:20	28.91	111.9	7.69	3.8
SR9	23/9/2014 2:25	28.54	89.7	6.38	2.4	SR9	23/9/2014 8:25	28.16	89.8	6.50	1.8	SR9	23/9/2014 14:25	28.71	132.2	9.47	1.8	SR9	23/9/2014 20:25	28.90	109.7	7.53	3.8
SR9	23/9/2014 2:30	28.54	90.2	6.44	2.0	SR9	23/9/2014 8:30	28.17	90.8	6.57	1.9	SR9	23/9/2014 14:30	28.66	130.0	9.31	2.2	SR9	23/9/2014 20:30	28.89	108.7	7.46	3.8
SR9	23/9/2014 2:35	28.52	91.5	6.52	2.3	SR9	23/9/2014 8:35	28.17	91.6	6.63	1.9	SR9	23/9/2014 14:35	28.71	133.7	9.57	2.2	SR9	23/9/2014 20:35	28.85	103.7	7.13	4.5
SR9	23/9/2014 2:40	28.50	92.6	6.60	2.3	SR9	23/9/2014 8:40	28.17	91.5	6.61	2.1	SR9	23/9/2014 14:40	28.72	137.2	9.82	2.0	SR9	23/9/2014 20:40	28.80	102.1	7.00	**4.8**
SR9	23/9/2014 2:45	28.44	93.7	6.67	2.5	SR9	23/9/2014 8:45	28.19	91.5	6.61	1.9	SR9	23/9/2014 14:45	28.74	137.0	9.80	2.1	SR9	23/9/2014 20:45	28.84	102.4	7.09	4.4
SR9	23/9/2014 2:50	28.40	94.5	6.75	2.0	SR9	23/9/2014 8:50	28.19	91.8	6.62	1.9	SR9	23/9/2014 14:50	28.77	139.3	9.96	2.3	SR9	23/9/2014 20:50	28.84	101.0	6.93	4.2
SR9	23/9/2014 2:55	28.40	95.3	6.82	2.0	SR9	23/9/2014 8:55	28.24	91.1	6.57	2.4	SR9	23/9/2014 14:55	28.72	138.9	9.95	2.1	SR9	23/9/2014 20:55	28.85	103.5	7.15	4.1
SR9	23/9/2014 3:00	28.48	91.9	6.56	2.1	SR9	23/9/2014 9:00	28.24	91.4	6.60	2.2	SR9	23/9/2014 15:00	28.63	133.7	9.58	2.1	SR9	23/9/2014 21:00	28.81	101.1	6.79	4.0
SR9	23/9/2014 3:05	28.45	93.6	6.69	2.0	SR9	23/9/2014 9:05	28.20	92.8	6.69	1.9	SR9	23/9/2014 15:05	28.65	133.0	9.52	1.9	SR9	23/9/2014 21:05	28.72	101.3	6.80	3.7
SR9	23/9/2014 3:10	28.43	93.2	6.66	2.3	SR9	23/9/2014 9:10	28.20	93.6	6.74	1.9	SR9	23/9/2014 15:10	28.80	134.1	9.56	2.0	SR9	23/9/2014 21:10	28.72	104.7	6.99	3.7
SR9	23/9/2014 3:15	28.40	95.4	6.81	2.3	SR9	23/9/2014 9:15	28.19	94.0	6.78	1.9	SR9	23/9/2014 15:15	28.80	142.9	10.20	2.2	SR9	23/9/2014 21:15	28.72	104.5	6.98	3.4
SR9	23/9/2014 3:20	28.45	98.0	6.99	2.1	SR9	23/9/2014 9:20	28.20	94.9	6.85	1.9	SR9	23/9/2014 15:20	28.84	133.5	9.51	2.3	SR9	23/9/2014 21:20	28.63	107.0	7.25	2.9
SR9	23/9/2014 3:25	28.33	97.3	6.95	1.9	SR9	23/9/2014 9:25	28.20	95.3	6.87	1.9	SR9	23/9/2014 15:25	28.87	134.3	9.57	2.6	SR9	23/9/2014 21:25	28.80	102.9	6.93	3.9
SR9	23/9/2014 3:30	28.30	97.4	6.97	1.9	SR9	23/9/2014 9:30	28.21	95.7	6.90	1.9	SR9	23/9/2014 15:30	28.88	136.1	9.69	2.5	SR9	23/9/2014 21:30	28.57	105.3	7.12	3.0
SR9	23/9/2014 3:35	28.37	98.1	7.02	1.8	SR9	23/9/2014 9:35	28.23	96.3	6.94	1.8	SR9	23/9/2014 15:35	28.93	138.0	9.82	2.8	SR9	23/9/2014 21:35	28.58	103.9	7.01	2.9
SR9	23/9/2014 3:40	28.38	99.8	7.14	2.0	SR9	23/9/2014 9:40	28.23	96.4	6.96	1.9	SR9	23/9/2014 15:40	28.94	140.1	9.97	2.9	SR9	23/9/2014 21:40	28.60	104.2	6.99	3.2
SR9	23/9/2014 3:45	28.37	99.8	7.13	1.8	SR9	23/9/2014 9:45	28.27	97.3	7.01	2.0	SR9	23/9/2014 15:45	28.86	138.1	9.84	2.7	SR9	23/9/2014 21:45	28.55	105.4	7.06	3.1
SR9	23/9/2014 3:50	28.37	99.2	7.09	2.0	SR9	23/9/2014 9:50	28.31	97.8	7.05	2.6	SR9	23/9/2014 15:50	28.80	140.5	10.02	2.7	SR9	23/9/2014 21:50	28.61	109.2	7.38	2.7
SR9	23/9/2014 3:55	28.45	95.6	6.83	2.4	SR9	23/9/2014 9:55	28.28	98.2	7.08	1.9	SR9	23/9/2014 15:55	28.80	144.7	10.32	2.3	SR9	23/9/2014 21:55	28.68	116.1	7.80	2.8
SR9	23/9/2014 4:00	28.47	92.6	6.60	2.3	SR9	23/9/2014 10:00	28.30	98.6	7.10	1.9	SR9	23/9/2014 16:00	28.83	146.8	10.47	2.6	SR9	23/9/2014 22:00	28.75	119.4	8.01	3.4
SR9	23/9/2014 4:05	28.47	93.3	6.66	2.3	SR9	23/9/2014 10:05	28.30	99.1	7.15	1.9	SR9	23/9/2014 16:05	28.85	150.0	10.69	2.2	SR9	23/9/2014 22:05	28.74	118.4	7.94	2.7
SR9	23/9/2014 4:10	28.48	92.5	6.61	2.4	SR9	23/9/2014 10:10	28.31	99.0	7.14	2.1	SR9	23/9/2014 16:10	28.79	145.0	10.34	2.3	SR9	23/9/2014 22:10	28.85	123.8	8.24	2.5
SR9	23/9/2014 4:15	28.49	87.2	6.23	2.2	SR9	23/9/2014 10:15	28.38	99.0	7.12	2.0	SR9	23/9/2014 16:15	28.80	143.0	10.19	2.4	SR9	23/9/2014 22:15	28.91	128.4	8.57	2.2
SR9	23/9/2014 4:20	28.45	90.4	6.45	2.1	SR9	23/9/2014 10:20	28.42	100.6	7.24	2.0	SR9	23/9/2014 16:20	28.88	148.4	10.56	2.3	SR9	23/9/2014 22:20	28.90	125.8	8.36	2.5
SR9	23/9/2014 4:25	28.43	92.2	6.59	2.1	SR9	23/9/2014 10:25	28.38	101.1	7.28	1.8	SR9	23/9/2014 16:25	28.97	148.8	10.58	2.2	SR9	23/9/2014 22:25	28.91	129.2	8.67	2.1
SR9	23/9/2014 4:30	28.42	92.0	6.60	2.0	SR9	23/9/2014 10:30	28.36	101.9	7.34	2.2	SR9	23/9/2014 16:30	28.89	148.5	10.57	2.3	SR9	23/9/2014 22:30	28.92	131.1	8.75	2.0
SR9	23/9/2014 4:35	28.42	91.8	6.55	2.2	SR9	23/9/2014 10:35	28.53	102.5	7.35	2.0	SR9	23/9/2014 16:35	28.80	141.5	10.08	2.3	SR9	23/9/2014 22:35	28.91	131.3	8.63	2.0
SR9	23/9/2014 4:40	28.43	91.5	6.53	2.5	SR9	23/9/2014 10:40	28.35	102.8	7.39	1.9	SR9	23/9/2014 16:40	28.84	143.7	10.23	2.6	SR9	23/9/2014 22:40	28.91	132.0	8.77	2.0
SR9	23/9/2014 4:45	28.38	91.8	6.57	2.0	SR9	23/9/2014 10:45	28.46	103.6	7.44	1.9	SR9	23/9/2014 16:45	28.81	139.8	9.96	2.6	SR9	23/9/2014 22:45	28.92	132.7	8.80	3.2
SR9	23/9/2014 4:50	28.31	92.1	6.61	2.1	SR9	23/9/2014 10:50	28.46	104.7	7.52	1.9	SR9	23/9/2014 16:50	28.97	146.9	10.44	2.4	SR9	23/9/2014 22:50	28.92	132.7	8.82	2.1
SR9	23/9/2014 4:55	28.30	91.4	6.55	1.8	SR9	23/9/2014 10:55	28.36	102.3	7.37	2.3	SR9	23/9/2014 16:55	28.82	143.7	10.23	2.9	SR9	23/9/2014 22:55	28.93	132.4	8.78	2.0
SR9	23/9/2014 5:00	28.30	91.7	6.57	2.1	SR9	23/9/2014 11:00	28.52	104.4	7.49	1.9	SR9	23/9/2014 17:00	29.05	141.2	10.02	2.7	SR9	23/9/2014 23:00	28.93	131.9	8.75	2.0
SR9	23/9/2014 5:05	28.26	91.2	6.54	2.1	SR9	23/9/2014 11:05	28.47	104.9	7.53	2.5	SR9	23/9/2014 17:05	29.10	144.9	10.27	2.9	SR9	23/9/2014 23:05	28.93	131.7	8.72	2.1
SR9	23/9/2014 5:10	28.25	90.3	6.47	2.3	SR9	23/9/2014 11:10	28.46	105.1	7.54	1.9	SR9	23/9/2014 17:10	29.13	143.3	10.14	2.5	SR9	23/9/2014 23:10	28.93	131.3	8.72	1.9
SR9	23/9/2014 5:15	28.22	89.1	6.38	2.4	SR9	23/9/2014 11:15	28.44	105.9	7.61	3.1	SR9	23/9/2014 17:15	29.13	142.3	10.07	2.8	SR9	23/9/2014 23:15	28.93	130.4	8.66	2.3
SR9	23/9/2014 5:20	28.22	88.8	6.36	2.2	SR9	23/9/2014 11:20	28.47	106.9	7.68	2.1	SR9	23/9/2014 17:20	29.15	137.4	9.72	3.1	SR9	23/9/2014 23:20	28.92	129.7	8.61	2.2
SR9	23/9/2014 5:25	28.23	87.3	6.25	2.4	SR9	23/9/2014 11:25	28.43	106.6	7.65	2.1	SR9	23/9/2014 17:25	29.15	142.6	10.10	2.9	SR9	23/9/2014 23:25	28.92	128.9	8.56	2.3
SR9	23/9/2014 5:30	28.23	86.4	6.19	2.3	SR9	23/9/2014 11:30	28.53	106.8	7.66	2.0	SR9	23/9/2014 17:30	29.13	133.1	9.46	3.5	SR9	23/9/2014 23:30	28.91	128.2	8.52	2.2
SR9	23/9/2014 5:35	28.21	85.2	6.12	2.4	SR9	23/9/2014 11:35	28.40	96.6	6.94	2.1	SR9	23/9/2014 17:35	29.16	138.5	9.82	3.1	SR9	23/9/2014 23:35	28.92	127.7	8.48	2.3
SR9	23/9/2014 5:40	28.26	84.9	6.10	2.5	SR9	23/9/2014 11:40	28.53	106.0	7.59	2.3	SR9	23/9/2014 17:40	29.15	138.5	9.82	3.2	SR9	23/9/2014 23:40	28.92	127.0	8.44	2.3
SR9	23/9/2014 5:45	28.26	85.2	6.11	2.2	SR9						SR9	23/9/2014 17:45	29.13	132.6	9.40	3.8	SR9	23/9/2014 23:45	28.91	126.2	8.41	2.4
SR9	23/9/2014 5:50	28.26	86.5	6.23	2.3	SR9						SR9	23/9/2014 17:50	29.08	125.1	8.87	3.3	SR9	23/9/2014 23:50	28.92	125.5	8.36	2.3
SR9	23/9/2014 5:55	28.26	87.9	6.32	2.2	SR9						SR9	23/9/2014 17:55	29.03	119.9	8.50	3.9	SR9	23/9/2014 23:55	28.89	125.6	8.36	2.6

Station	Timestamp	Temp (° C)	DO (%)	DO (mg/L)	Tur (NTU)	Station	Timestamp	Temp (° C)	DO (%)	DO (mg/L)	Tur (NTU)	Station	Timestamp	Temp (° C)	DO (%)	DO (mg/L)	Tur (NTU)	Station	Timestamp	Temp (°C)	DO (%)	DO (mg/L)	Tur (NTU)
SR10	23/9/2014 0:00	28.42	84.7	**5.61**	3.0	SR10	23/9/2014 6:00	28.29	79.1	**5.26**	3.1	SR10	23/9/2014 12:00	28.87	84.5	**5.57**	1.8	SR10	23/9/2014 18:00	28.82	81.5	**5.38**	1.6
SR10	23/9/2014 0:05	28.42	85.0	**5.63**	3.5	SR10	23/9/2014 6:05	28.27	78.1	**5.20**	2.2	SR10	23/9/2014 12:05	28.84	81.5	**5.37**	2.0	SR10	23/9/2014 18:05	28.83	80.7	**5.32**	2.1
SR10	23/9/2014 0:10	28.42	84.9	**5.63**	2.8	SR10	23/9/2014 6:10	28.29	77.9	**5.19**	2.3	SR10	23/9/2014 12:10	28.84	80.8	**5.33**	1.8	SR10	23/9/2014 18:10	28.82	80.1	**5.28**	1.9
SR10	23/9/2014 0:15	28.41	85.1	**5.64**	2.7	SR10	23/9/2014 6:15	28.32	78.9	**5.25**	3.1	SR10	23/9/2014 12:15	28.69	71.1	**4.70**	2.3	SR10	23/9/2014 18:15	28.78	80.7	**5.33**	1.6
SR10	23/9/2014 0:20	28.41	84.7	**5.61**	2.9	SR10	23/9/2014 6:20	28.32	79.0	**5.26**	2.9	SR10	23/9/2014 12:20	28.74	67.2	**4.44**	2.2	SR10	23/9/2014 18:20	28.78	80.0	**5.28**	1.6
SR10	23/9/2014 0:25	28.42	84.4	**5.59**	2.7	SR10	23/9/2014 6:25	28.32	77.7	**5.17**	2.8	SR10	23/9/2014 12:25	28.66	66.9	**4.42**	2.8	SR10	23/9/2014 18:25	28.78	82.1	**5.43**	1.5
SR10	23/9/2014 0:30	28.41	84.6	**5.60**	2.7	SR10	23/9/2014 6:30	28.33	77.5	**5.16**	3.1	SR10	23/9/2014 12:30	28.74	65.5	**4.32**	2.5	SR10	23/9/2014 18:30	28.78	80.9	**5.34**	1.9
SR10	23/9/2014 0:35	28.41	84.5	**5.59**	3.7	SR10	23/9/2014 6:35	28.34	77.6	**5.16**	3.5	SR10	23/9/2014 12:35	28.98	77.8	**5.11**	1.7	SR10	23/9/2014 18:35	28.82	81.2	**5.37**	2.4
SR10	23/9/2014 0:40	28.41	84.0	**5.57**	2.3	SR10	23/9/2014 6:40	28.34	77.8	**5.16**	3.6	SR10	23/9/2014 12:40	28.81	64.2	**4.23**	2.1	SR10	23/9/2014 18:40	28.85	81.0	**5.34**	1.6
SR10	23/9/2014 0:45	28.41	83.4	**5.52**	2.6	SR10	23/9/2014 6:45	28.33	78.7	**5.22**	2.7	SR10	23/9/2014 12:45	28.77	69.6	**4.59**	2.5	SR10	23/9/2014 18:45	28.89	82.6	**5.44**	1.6
SR10	23/9/2014 0:50	28.41	83.5	**5.53**	2.7	SR10	23/9/2014 6:50	28.33	76.9	**5.10**	2.9	SR10	23/9/2014 12:50	28.82	65.9	**4.34**	2.4	SR10	23/9/2014 18:50	28.92	83.6	**5.51**	2.1
SR10	23/9/2014 0:55	28.41	83.0	**5.50**	3.2	SR10	23/9/2014 6:55	28.32	77.0	**5.11**	2.6	SR10	23/9/2014 12:55	28.97	75.3	**4.95**	1.8	SR10	23/9/2014 18:55	28.92	83.8	**5.52**	1.9
SR10	23/9/2014 1:00	28.40	82.2	**5.44**	2.4	SR10	23/9/2014 7:00	28.32	78.1	**5.18**	2.6	SR10	23/9/2014 13:00	28.83	71.3	**4.70**	2.6	SR10	23/9/2014 19:00	28.92	84.7	**5.58**	2.0
SR10	23/9/2014 1:05	28.40	81.1	**5.37**	2.4	SR10	23/9/2014 7:05	28.32	76.6	**5.08**	3.1	SR10	23/9/2014 13:05	29.03	85.4	**5.62**	2.6	SR10	23/9/2014 19:05	28.93	85.4	**5.62**	2.0
SR10	23/9/2014 1:10	28.39	81.9	**5.43**	2.6	SR10	23/9/2014 7:10	28.32	77.3	**5.13**	2.6	SR10	23/9/2014 13:10	29.06	84.2	**5.53**	1.9	SR10	23/9/2014 19:10	28.96	87.1	**5.74**	2.2
SR10	23/9/2014 1:15	28.39	80.5	**5.34**	2.6	SR10	23/9/2014 7:15	28.32	77.4	**5.14**	3.3	SR10	23/9/2014 13:15	29.02	80.2	**5.28**	1.7	SR10	23/9/2014 19:15	28.94	86.0	**5.66**	1.7
SR10	23/9/2014 1:20	28.39	80.7	**5.35**	2.4	SR10	23/9/2014 7:20	28.32	77.7	**5.15**	2.7	SR10	23/9/2014 13:20	28.85	74.2	**4.89**	2.3	SR10	23/9/2014 19:20	28.93	85.9	**5.65**	1.7
SR10	23/9/2014 1:25	28.38	80.6	**5.34**	2.2	SR10	23/9/2014 7:25	28.32	76.7	**5.09**	2.8	SR10	23/9/2014 13:25	28.83	70.4	**4.64**	2.7	SR10	23/9/2014 19:25	28.92	84.8	**5.58**	1.7
SR10	23/9/2014 1:30	28.38	81.2	**5.39**	2.7	SR10	23/9/2014 7:30	28.32	77.5	**5.14**	3.2	SR10	23/9/2014 13:30	28.84	74.8	**4.93**	2.1	SR10	23/9/2014 19:30	28.92	86.0	**5.66**	1.8
SR10	23/9/2014 1:35	28.38	82.3	**5.45**	2.1	SR10	23/9/2014 7:35	28.32	78.4	**5.21**	3.2	SR10	23/9/2014 13:35	28.78	72.8	**4.80**	2.4	SR10	23/9/2014 19:35	28.92	82.9	**5.46**	1.7
SR10	23/9/2014 1:40	28.39	82.6	**5.48**	2.2	SR10	23/9/2014 7:40	28.32	76.3	**5.07**	3.0	SR10	23/9/2014 13:40	28.86	67.0	**4.41**	2.7	SR10	23/9/2014 19:40	28.92	84.5	**5.56**	1.7
SR10	23/9/2014 1:45	28.39	82.4	**5.46**	2.3	SR10	23/9/2014 7:45	28.32	74.2	**4.93**	3.5	SR10	23/9/2014 13:45	28.83	74.3	**4.90**	2.3	SR10	23/9/2014 19:45	28.91	83.5	**5.50**	1.7
SR10	23/9/2014 1:50	28.39	83.6	**5.54**	2.3	SR10	23/9/2014 7:50	28.33	73.8	**4.90**	3.3	SR10	23/9/2014 13:50	28.80	69.0	**4.55**	2.2	SR10	23/9/2014 19:50	28.92	85.5	**5.62**	1.8
SR10	23/9/2014 1:55	28.39	84.0	**5.57**	2.5	SR10	23/9/2014 7:55	28.33	72.9	**4.84**	3.3	SR10	23/9/2014 13:55	28.79	62.8	**4.14**	2.2	SR10	23/9/2014 19:55	28.92	85.4	**5.62**	2.0
SR10	23/9/2014 2:00	28.38	83.1	**5.51**	2.5	SR10	23/9/2014 8:00	28.33	73.8	**4.90**	3.9	SR10	23/9/2014 14:00	28.94	64.7	**4.26**	2.0	SR10	23/9/2014 20:00	28.92	84.3	**5.55**	1.6
SR10	23/9/2014 2:05	28.39	79.5	**5.27**	2.6	SR10	23/9/2014 8:05	28.33	73.4	**4.88**	3.6	SR10	23/9/2014 14:05	28.89	86.6	**5.70**	2.1	SR10	23/9/2014 20:05	28.88	84.8	**5.59**	2.0
SR10	23/9/2014 2:10	28.39	81.4	**5.40**	2.4	SR10	23/9/2014 8:10	28.34	72.8	**4.83**	3.0	SR10	23/9/2014 14:10	28.98	87.6	**5.77**	1.8	SR10	23/9/2014 20:10	28.86	84.1	**5.54**	1.8
SR10	23/9/2014 2:15	28.39	80.6	**5.35**	3.1	SR10	23/9/2014 8:15	28.34	72.2	**4.80**	3.2	SR10	23/9/2014 14:15	28.93	88.3	**5.82**	1.8	SR10	23/9/2014 20:15	28.86	83.9	**5.53**	1.7
SR10	23/9/2014 2:20	28.40	81.7	**5.42**	4.3	SR10	23/9/2014 8:20	28.34	73.2	**4.86**	3.0	SR10	23/9/2014 14:20	29.05	88.9	**5.84**	2.3	SR10	23/9/2014 20:20	28.85	81.0	**5.34**	1.5
SR10	23/9/2014 2:25	28.39	81.2	**5.39**	3.8	SR10	23/9/2014 8:25	28.34	73.3	**4.87**	2.9	SR10	23/9/2014 14:25	28.94	87.7	**5.77**	2.1	SR10	23/9/2014 20:25	28.85	80.7	**5.31**	1.9
SR10	23/9/2014 2:30	28.39	80.6	**5.35**	3.1	SR10	23/9/2014 8:30	28.33	75.9	**5.04**	2.4	SR10	23/9/2014 14:30	28.88	86.3	**5.68**	2.3	SR10	23/9/2014 20:30	28.84	79.2	**5.22**	1.7
SR10	23/9/2014 2:35	28.38	80.4	**5.33**	3.2	SR10	23/9/2014 8:35	28.34	78.4	**5.21**	3.5	SR10	23/9/2014 14:35	28.94	86.8	**5.71**	2.3	SR10	23/9/2014 20:35	28.84	77.8	**5.13**	1.7
SR10	23/9/2014 2:40	28.39	80.8	**5.35**	2.6	SR10	23/9/2014 8:40	28.35	80.6	**5.36**	2.9	SR10	23/9/2014 14:40	28.96	86.1	**5.66**	2.8	SR10	23/9/2014 20:40	28.85	78.0	**5.14**	1.8
SR10	23/9/2014 2:45	28.38	81.8	**5.43**	2.3	SR10	23/9/2014 8:45	28.35	80.7	**5.36**	2.3	SR10	23/9/2014 14:45	28.95	85.5	**5.62**	3.1	SR10	23/9/2014 20:45	28.84	75.2	**4.95**	2.1
SR10	23/9/2014 2:50	28.37	81.6	**5.41**	2.6	SR10	23/9/2014 8:50	28.36	80.1	**5.32**	2.4	SR10	23/9/2014 14:50	28.86	84.2	**5.55**	3.6	SR10	23/9/2014 20:50	28.84	73.8	**4.86**	1.9
SR10	23/9/2014 2:55	28.35	81.6	**5.41**	2.3	SR10	23/9/2014 8:55	28.36	79.3	**5.27**	2.4	SR10	23/9/2014 14:55	28.81	83.8	**5.53**	3.7	SR10	23/9/2014 20:55	28.84	73.7	**4.86**	2.0
SR10	23/9/2014 3:00	28.36	81.9	**5.43**	2.1	SR10	23/9/2014 9:00	28.36	79.7	**5.29**	2.3	SR10	23/9/2014 15:00	28.77	82.9	**5.48**	3.1	SR10	23/9/2014 21:00	28.81	76.6	**5.06**	1.8
SR10	23/9/2014 3:05	28.38	82.6	**5.47**	2.2	SR10	23/9/2014 9:05	28.37	80.7	**5.35**	2.2	SR10	23/9/2014 15:05	28.79	83.3	**5.50**	3.4	SR10	23/9/2014 21:05	28.80	78.3	**5.17**	2.3
SR10	23/9/2014 3:10	28.37	82.4	**5.46**	2.9	SR10	23/9/2014 9:10	28.37	79.7	**5.29**	2.5	SR10	23/9/2014 15:10	28.79	83.4	**5.51**	3.5	SR10	23/9/2014 21:10	28.78	78.5	**5.18**	2.2
SR10	23/9/2014 3:15	28.37	82.3	**5.45**	2.3	SR10	23/9/2014 9:15	28.37	79.0	**5.24**	2.1	SR10	23/9/2014 15:15	28.75	82.7	**5.46**	4.1	SR10	23/9/2014 21:15	28.78	74.1	**4.90**	2.1
SR10	23/9/2014 3:20	28.36	82.5	**5.47**	2.2	SR10	23/9/2014 9:20	28.39	80.5	**5.34**	2.3	SR10	23/9/2014 15:20	28.82	83.7	**5.53**	3.7	SR10	23/9/2014 21:20	28.76	82.5	**5.44**	2.1
SR10	23/9/2014 3:25	28.38	82.2	**5.45**	3.0	SR10	23/9/2014 9:25	28.38	80.0	**5.31**	2.7	SR10	23/9/2014 15:25	28.76	83.3	**5.50**	3.5	SR10	23/9/2014 21:25	28.76	78.2	**5.16**	1.9
SR10	23/9/2014 3:30	28.38	82.8	**5.49**	3.6	SR10	23/9/2014 9:30	28.44	80.0	**5.31**	2.0	SR10	23/9/2014 15:30	28.83	83.9	**5.54**	3.0	SR10	23/9/2014 21:30	28.75	81.8	**5.40**	2.5
SR10	23/9/2014 3:35	28.40	82.7	**5.47**	2.9	SR10	23/9/2014 9:35	28.45	81.5	**5.41**	1.8	SR10	23/9/2014 15:35	28.82	83.9	**5.54**	3.2	SR10	23/9/2014 21:35	28.75	83.3	**5.50**	2.7
SR10	23/9/2014 3:40	28.38	82.9	**5.50**	3.4	SR10	23/9/2014 9:40	28.49	82.3	**5.45**	1.9	SR10	23/9/2014 15:40	28.82	84.2	**5.56**	3.3	SR10	23/9/2014 21:40	28.75	81.8	**5.40**	2.0
SR10	23/9/2014 3:45	28.36	83.3	**5.52**	2.5	SR10	23/9/2014 9:45	28.54	83.6	**5.53**	2.1	SR10	23/9/2014 15:45	28.83	84.3	**5.57**	2.8	SR10	23/9/2014 21:45	28.75	81.4	**5.38**	2.4
SR10	23/9/2014 3:50	28.36	83.4	**5.53**	3.1	SR10	23/9/2014 9:50	28.55	83.0	**5.49**	1.9	SR10	23/9/2014 15:50	28.81	84.0	**5.55**	2.9	SR10	23/9/2014 21:50	28.75	83.6	**5.53**	2.5
SR10	23/9/2014 3:55	28.37	83.5	**5.53**	2.9	SR10	23/9/2014 9:55	28.55	83.0	**5.49**	2.1	SR10	23/9/2014 15:55	28.81	84.1	**5.56**	3.2	SR10	23/9/2014 21:55	28.75	82.1	**5.42**	1.9
SR10	23/9/2014 4:00	28.38	83.3	**5.52**	2.9	SR10	23/9/2014 10:00	28.56	83.3	**5.51**	2.0	SR10	23/9/2014 16:00	28.78	83.5	**5.51**	3.3	SR10	23/9/2014 22:00	28.74	82.8	**5.47**	2.0
SR10	23/9/2014 4:05	28.36	82.7	**5.48**	3.1	SR10	23/9/2014 10:05	28.57	82.3	**5.45**	1.9	SR10	23/9/2014 16:05	28.76	83.4	**5.51**	3.0	SR10	23/9/2014 22:05	28.73	83.3	**5.50**	2.0
SR10	23/9/2014 4:10	28.35	82.6	**5.47**	3.0	SR10	23/9/2014 10:10	28.54	83.1	**5.50**	1.8	SR10	23/9/2014 16:10	28.78	83.9	**5.54**	3.1	SR10	23/9/2014 22:10	28.72	82.7	**5.47**	2.0
SR10	23/9/2014 4:15	28.36	82.3	**5.46**	3.1	SR10	23/9/2014 10:15	28.59	83.1	**5.50**	1.7	SR10	23/9/2014 16:15	28.78	83.7	**5.52**	2.9	SR10	23/9/2014 22:15	28.69	82.8	**5.47**	2.9
SR10	23/9/2014 4:20	28.36	82.2	**5.45**	2.7	SR10	23/9/2014 10:20	28.56	82.9	**5.49**	1.8	SR10	23/9/2014 16:20	28.79	83.7	**5.52**	2.4	SR10	23/9/2014 22:20	28.68	82.8	**5.48**	2.5
SR10	23/9/2014 4:25	28.36	82.7	**5.48**	3.4	SR10	23/9/2014 10:25	28.61	82.8	**5.48**	1.6	SR10	23/9/2014 16:25	28.80	83.7	**5.52**	3.6	SR10	23/9/2014 22:25	28.63	81.8	**5.42**	2.7
SR10	23/9/2014 4:30	28.36	82.5	**5.47**	3.1	SR10	23/9/2014 10:30	28.60	82.8	**5.48**	2.2	SR10	23/9/2014 16:30	28.78	83.5	**5.51**	3.1	SR10	23/9/2014 22:30	28.62	80.6	**5.33**	3.1
SR10	23/9/2014 4:35	28.36	82.8	**5.49**	3.1	SR10	23/9/2014 10:35	28.54	78.8	**5.21**	1.8	SR10	23/9/2014 16:35	28.80	84.8	**5.59**	2.7	SR10	23/9/2014 22:35	28.66	78.9	**5.22**	2.3
SR10	23/9/2014 4:40	28.36	82.3	**5.45**	2.6	SR10	23/9/2014 10:40	28.56	80.5	**5.32**	2.2	SR10	23/9/2014 16:40	28.79	85.0	**5.61**	2.5	SR10	23/9/2014 22:40	28.61	80.1	**5.31**	3.0
SR10	23/9/2014 4:45	28.36	82.1	**5.44**	3.2	SR10	23/9/2014 10:45	28.53	79.2	**5.25**	2.3	SR10	23/9/2014 16:45	28.78	85.3	**5.63**	3.4	SR10	23/9/2014 22:45	28.63	77.5	**5.13**	2.5
SR10	23/9/2014 4:50	28.35	82.2	**5.45**	2.8	SR10	23/9/2014 10:50	28.59	83.4	**5.52**	2.1	SR10	23/9/2014 16:50	28.77	83.9	**5.54**	3.3	SR10	23/9/2014 22:50	28.57	80.9	**5.36**	3.0
SR10	23/9/2014 4:55	28.35	82.3	**5.46**	2.9	SR10	23/9/2014 10:55	28.57	81.2	**5.37**	2.5	SR10	23/9/2014 16:55	28.82	86.2	**5.69**	2.3	SR10	23/9/2014 22:55	28.61	77.3	**5.12**	**6.4**
SR10	23/9/2014 5:00	28.35	82.0	**5.44**	2.8	SR10	23/9/2014 11:00	28.46	82.2	**5.45**	2.4	SR10	23/9/2014 17:00	28.82	83.1	**5.48**	2.4	SR10	23/9/2014 23:00	28.57	80.5	**5.34**	**4.8**
SR10	23/9/2014 5:05	28.35	81.8	**5.43**	3.0	SR10	23/9/2014 11:05	28.50	82.1	**5.44**	2.2	SR10	23/9/2014 17:05	28.79	82.6	**5.45**	3.3	SR10	23/9/2014 23:05	28.59	78.3	**5.19**	3.2
SR10	23/9/2014 5:10	28.34	81.7	**5.41**	3.2	SR10	23/9/2014 11:10	28.47	83.3	**5.52**	2.6	SR10	23/9/2014 17:10	28.77	80.3	**5.30**	2.8	SR10	23/9/2014 23:10	28.55	80.2	**5.32**	3.9
SR10	23/9/2014 5:15	28.35	81.4	**5.40**	3.1	SR10	23/9/2014 11:15	28.47	83.0	**5.50**	2.3	SR10	23/9/2014 17:15	28.76	79.7	**5.26**	3.1	SR10	23/9/2014 23:15	28.55	80.3	**5.32**	3.7
SR10	23/9/2014 5:20	28.34	80.6	**5.34**	2.8	SR10	23/9/2014 11:20	28.50	83.1	**5.50**	2.4	SR10	23/9/2014 17:20	28.77	80.8	**5.34**	2.1	SR10	23/9/2014 23:20	28.55	80.7	**5.35**	3.2
SR10	23/9/2014 5:25	28.34	80.0	**5.30**	2.9	SR10	23/9/2014 11:25	28.54	83.3	**5.52**	2.2	SR10	23/9/2014 17:25	28.79	82.8	**5.47**	1.9	SR10	23/9/2014 23:25	28.54	80.8	**5.36**	3.8
SR10	23/9/2014 5:30	28.35	80.0	**5.31**	3.1	SR10	23/9/2014 11:30	28.60	83.4	**5.52**	2.2	SR10	23/9/2014 17:30	28.83	82.6	**5.45**	2.3	SR10	23/9/2014 23:30	28.54	80.7	**5.35**	3.1
SR10	23/9/2014 5:35	28.34	79.9	**5.30**	3.1	SR10	23/9/2014 11:35	28.55	82.3	**5.45**	2.4	SR10	23/9/2014 17:35	28.83	82.9	**5.48**	1.9	SR10	23/9/2014 23:35	28.54	80.7	**5.35**	3.3
SR10	23/9/2014 5:40	28.34	79.3	**5.26**	2.5	SR10	23/9/2014 11:40	28.79	84.6	**5.58**	2.1	SR10	23/9/2014 17:40	28.82	80.9	**5.33**	2.8	SR10	23/9/2014 23:40	28.53	80.6	**5.35**	3.4
SR10	23/9/2014 5:45	28.34	79.9	**5.30**	2.6	SR10	23/9/2014 11:45	29.01	86.1	**5.66**	1.6	SR10	23/9/2014 17:45	28.85	80.5	**5.31**	3.4	SR10	23/9/2014 23:45	28.54	80.8	**5.36**	3.4
SR10	23/9/2014 5:50	28.33	79.5	**5.28**	3.0	SR10	23/9/2014 11:50	29.00	86.8	**5.71**	1.6	SR10	23/9/2014 17:50	28.85	79.9	**5.27**	1.9	SR10	23/9/2014 23:50	28.53	80.2	**5.32**	3.3
SR10						SR10						SR10						SR10					

Station	Timestamp	Temp (° C)	DO (%)	DO (mg/L)	Tur (NTU)	Station	Timestamp	Temp (° C)	DO (%)	DO (mg/L)	Tur (NTU)	Station	Timestamp	Temp (° C)	DO (%)	DO (mg/L)	Tur (NTU)	Station	Timestamp	Temp (°C)	DO (%)	DO (mg/L)	Tur (NTU)
SR11	23/9/2014 0:00	28.42	70.0	**4.50**	4.0	SR11	23/9/2014 6:00	28.35	68.7	**4.44**	2.0	SR11	23/9/2014 12:00	28.91	76.1	**4.88**	1.0	SR11	23/9/2014 18:00	28.86	92.2	**5.88**	2.5
SR11	23/9/2014 0:05	28.42	69.1	**4.45**	3.2	SR11	23/9/2014 6:05	28.33	65.1	**4.20**	2.0	SR11	23/9/2014 12:05	28.78	70.2	**4.51**	1.4	SR11	23/9/2014 18:05	29.18	107.4	6.82	1.0
SR11	23/9/2014 0:10	28.42	68.5	**4.41**	2.7	SR11	23/9/2014 6:10	28.32	63.6	**4.11**	**5.7**	SR11	23/9/2014 12:10	29.07	80.7	**5.15**	1.2	SR11	23/9/2014 18:10	29.16	109.5	6.96	0.9
SR11	23/9/2014 0:15	28.41	68.9	**4.43**	2.8	SR11	23/9/2014 6:15	28.32	62.7	**4.05**	1.7	SR11	23/9/2014 12:15	28.82	71.3	**4.57**	2.0	SR11	23/9/2014 18:15	29.10	104.3	6.63	0.9
SR11	23/9/2014 0:20	28.42	68.1	**4.38**	3.4	SR11	23/9/2014 6:20	28.31	61.0	**3.94**	1.6	SR11	23/9/2014 12:20	28.89	73.0	**4.68**	0.8	SR11	23/9/2014 18:20	29.10	103.6	6.59	1.2
SR11	23/9/2014 0:25	28.41	66.4	**4.28**	3.7	SR11	23/9/2014 6:25	28.32	62.1	**4.01**	2.0	SR11	23/9/2014 12:25	28.87	72.2	**4.63**	1.2	SR11	23/9/2014 18:25	29.18	107.3	6.81	1.3
SR11	23/9/2014 0:30	28.42	65.6	**4.21**	2.8	SR11	23/9/2014 6:30	28.33	62.6	**4.04**	2.8	SR11	23/9/2014 12:30	28.76	70.2	**4.51**	1.7	SR11	23/9/2014 18:30	29.20	106.4	6.75	0.9
SR11	23/9/2014 0:35	28.41	66.1	**4.26**	3.1	SR11	23/9/2014 6:35	28.33	62.5	**4.04**	2.1	SR11	23/9/2014 12:35	28.56	73.3	**4.72**	2.5	SR11	23/9/2014 18:35	29.13	98.3	6.25	0.9
SR11	23/9/2014 0:40	28.41	63.7	**4.11**	4.1	SR11	23/9/2014 6:40	28.31	59.7	**3.86**	**5.5**	SR11	23/9/2014 12:40	28.66	71.8	**4.61**	2.0	SR11	23/9/2014 18:40	28.97	94.1	5.99	1.7
SR11	23/9/2014 0:45	28.41	65.4	**4.21**	2.6	SR11	23/9/2014 6:45	28.32	60.1	**3.88**	2.6	SR11	23/9/2014 12:45	28.90	74.5	**4.77**	1.2	SR11	23/9/2014 18:45	29.02	94.8	6.03	1.9
SR11	23/9/2014 0:50	28.41	62.6	**4.03**	3.3	SR11	23/9/2014 6:50	28.30	59.1	**3.82**	2.8	SR11	23/9/2014 12:50	29.01	78.8	**5.04**	1.1	SR11	23/9/2014 18:50	29.00	92.5	**5.89**	1.4
SR11	23/9/2014 0:55	28.41	65.7	**4.22**	3.1	SR11	23/9/2014 6:55	28.30	59.4	**3.85**	1.9	SR11	23/9/2014 12:55	28.97	74.7	**4.78**	1.2	SR11	23/9/2014 18:55	29.00	91.8	**5.85**	1.1
SR11	23/9/2014 1:00	28.41	64.7	**4.16**	4.0	SR11	23/9/2014 7:00	28.31	60.7	**3.93**	2.9	SR11	23/9/2014 13:00	29.00	80.4	**5.14**	1.1	SR11	23/9/2014 19:00	28.96	91.6	**5.84**	2.7
SR11	23/9/2014 1:05	28.41	66.2	**4.26**	4.2	SR11	23/9/2014 7:05	28.29	59.5	**3.85**	1.5	SR11	23/9/2014 13:05	28.71	70.2	**4.51**	2.2	SR11	23/9/2014 19:05	28.96	92.7	**5.91**	2.4
SR11	23/9/2014 1:10	28.40	64.3	**4.14**	2.7	SR11	23/9/2014 7:10	28.29	59.0	**3.81**	2.4	SR11	23/9/2014 13:10	28.78	70.4	**4.51**	2.0	SR11	23/9/2014 19:10	28.94	88.6	**5.64**	2.1
SR11	23/9/2014 1:15	28.40	65.6	**4.23**	4.3	SR11	23/9/2014 7:15	28.30	63.4	**4.10**	1.6	SR11	23/9/2014 13:15	28.67	66.6	**4.27**	1.6	SR11	23/9/2014 19:15	28.92	91.3	**5.82**	1.8
SR11	23/9/2014 1:20	28.40	65.0	**4.19**	4.1	SR11	23/9/2014 7:20	28.31	62.3	**4.03**	2.3	SR11	23/9/2014 13:20	28.78	66.8	**4.28**	1.5	SR11	23/9/2014 19:20	28.91	90.3	**5.76**	2.1
SR11	23/9/2014 1:25	28.40	66.1	**4.26**	2.6	SR11	23/9/2014 7:25	28.31	59.7	**3.85**	1.9	SR11	23/9/2014 13:25	28.83	76.5	**4.90**	1.4	SR11	23/9/2014 19:25	28.90	87.5	**5.58**	3.5
SR11	23/9/2014 1:30	28.40	66.3	**4.27**	2.6	SR11	23/9/2014 7:30	28.30	66.9	**4.32**	2.1	SR11	23/9/2014 13:30	28.86	68.9	**4.41**	2.2	SR11	23/9/2014 19:30	28.90	85.9	**5.48**	1.4
SR11	23/9/2014 1:35	28.38	64.7	**4.17**	1.8	SR11	23/9/2014 7:35	28.30	64.0	**4.14**	1.9	SR11	23/9/2014 13:35	28.90	69.7	**4.47**	1.1	SR11	23/9/2014 19:35	28.90	86.8	**5.54**	1.8
SR11	23/9/2014 1:40	28.40	65.5	**4.22**	2.6	SR11	23/9/2014 7:40	28.33	70.2	**4.54**	1.7	SR11	23/9/2014 13:40	28.79	66.9	**4.29**	3.2	SR11	23/9/2014 19:40	28.94	90.5	**5.77**	1.5
SR11	23/9/2014 1:45	28.40	67.4	**4.34**	3.0	SR11	23/9/2014 7:45	28.33	70.8	**4.58**	2.1	SR11	23/9/2014 13:45	28.71	68.3	**4.37**	**8.4**	SR11	23/9/2014 19:45	28.92	91.2	**5.82**	1.3
SR11	23/9/2014 1:50	28.40	67.4	**4.34**	2.8	SR11	23/9/2014 7:50	28.32	61.3	**3.96**	2.3	SR11	23/9/2014 13:50	28.88	68.9	**4.41**	1.7	SR11	23/9/2014 19:50	28.93	91.5	**5.83**	1.8
SR11	23/9/2014 1:55	28.39	67.2	**4.33**	3.3	SR11	23/9/2014 7:55	28.33	59.3	**3.83**	**6.3**	SR11	23/9/2014 13:55	28.92	66.5	**4.26**	2.6	SR11	23/9/2014 19:55	28.90	88.8	**5.66**	1.2
SR11	23/9/2014 2:00	28.39	66.6	**4.29**	2.1	SR11	23/9/2014 8:00	28.36	65.9	**4.26**	2.9	SR11	23/9/2014 14:00	28.88	67.3	**4.31**	4.3	SR11	23/9/2014 20:00	28.89	87.8	**5.60**	1.7
SR11	23/9/2014 2:05	28.39	66.2	**4.26**	2.7	SR11	23/9/2014 8:05	28.34	65.0	**4.20**	3.7	SR11	23/9/2014 14:05	28.90	67.2	**4.30**	1.5	SR11	23/9/2014 20:05	28.90	87.3	**5.56**	1.3
SR11	23/9/2014 2:10	28.39	66.7	**4.30**	2.2	SR11	23/9/2014 8:10	28.33	65.8	**4.25**	2.2	SR11	23/9/2014 14:10	28.92	69.0	**4.41**	1.2	SR11	23/9/2014 20:10	28.89	87.0	**5.55**	1.7
SR11	23/9/2014 2:15	28.39	68.0	**4.39**	2.6	SR11	23/9/2014 8:15	28.36	70.9	**4.58**	2.8	SR11	23/9/2014 14:15	28.97	68.8	**4.40**	1.7	SR11	23/9/2014 20:15	28.91	88.1	**5.61**	1.6
SR11	23/9/2014 2:20	28.40	69.3	**4.47**	**8.2**	SR11	23/9/2014 8:20	28.36	71.0	**4.59**	3.0	SR11	23/9/2014 14:20	28.95	67.7	**4.33**	1.4	SR11	23/9/2014 20:20	28.95	90.2	**5.75**	1.1
SR11	23/9/2014 2:25	28.40	70.3	**4.53**	3.1	SR11	23/9/2014 8:25	28.38	73.2	**4.73**	4.4	SR11	23/9/2014 14:25	28.90	69.6	**4.45**	2.2	SR11	23/9/2014 20:25	28.93	90.3	**5.76**	1.5
SR11	23/9/2014 2:30	28.38	66.6	**4.29**	2.2	SR11	23/9/2014 8:30	28.33	66.3	**4.29**	2.3	SR11	23/9/2014 14:30	28.86	72.9	**4.67**	2.7	SR11	23/9/2014 20:30	28.96	90.9	**5.79**	2.1
SR11	23/9/2014 2:35	28.39	66.4	**4.27**	2.7	SR11	23/9/2014 8:35	28.32	63.9	**4.13**	1.8	SR11	23/9/2014 14:35	29.28	80.5	**5.12**	1.4	SR11	23/9/2014 20:35	28.91	89.6	**5.71**	1.8
SR11	23/9/2014 2:40	28.40	69.6	**4.49**	4.1	SR11	23/9/2014 8:40	28.32	65.4	**4.23**	1.5	SR11	23/9/2014 14:40	29.29	78.8	**5.01**	2.7	SR11	23/9/2014 20:40	28.88	88.1	**5.62**	1.5
SR11	23/9/2014 2:45	28.38	66.2	**4.26**	2.0	SR11	23/9/2014 8:45	28.31	63.6	**4.11**	1.2	SR11	23/9/2014 14:45	29.01	73.0	**4.66**	3.2	SR11	23/9/2014 20:45	28.89	89.2	**5.69**	1.6
SR11	23/9/2014 2:50	28.40	69.7	**4.49**	3.0	SR11	23/9/2014 8:50	28.37	73.0	**4.72**	1.6	SR11	23/9/2014 14:50	29.07	73.7	**4.71**	2.8	SR11	23/9/2014 20:50	28.88	89.7	**5.72**	1.3
SR11	23/9/2014 2:55	28.39	66.0	**4.24**	3.2	SR11	23/9/2014 8:55	28.37	67.6	**4.37**	3.2	SR11	23/9/2014 14:55	29.10	74.3	**4.74**	2.3	SR11	23/9/2014 20:55	28.88	89.7	**5.73**	1.8
SR11	23/9/2014 3:00	28.39	66.9	**4.32**	2.5	SR11	23/9/2014 9:00	28.37	70.8	**4.57**	2.8	SR11	23/9/2014 15:00	29.04	72.3	**4.62**	2.4	SR11	23/9/2014 21:00	28.86	88.0	**5.62**	1.5
SR11	23/9/2014 3:05	28.37	67.1	**4.32**	2.2	SR11	23/9/2014 9:05	28.38	73.2	**4.73**	2.1	SR11	23/9/2014 15:05	29.05	72.2	**4.61**	2.3	SR11	23/9/2014 21:05	28.84	87.5	**5.59**	2.3
SR11	23/9/2014 3:10	28.37	64.8	**4.17**	1.7	SR11	23/9/2014 9:10	28.40	75.9	**4.90**	2.6	SR11	23/9/2014 15:10	29.32	94.7	7.23	0.1	SR11	23/9/2014 21:10	28.85	87.4	**5.58**	1.4
SR11	23/9/2014 3:15	28.37	64.0	**4.12**	2.0	SR11	23/9/2014 9:15	28.40	76.8	**4.96**	1.8	SR11	23/9/2014 15:15	29.14	95.1	7.29	0.5	SR11	23/9/2014 21:15	28.89	83.4	**5.32**	1.7
SR11	23/9/2014 3:20	28.35	65.7	**4.24**	2.6	SR11	23/9/2014 9:20	28.39	73.4	**4.74**	3.1	SR11						SR11	23/9/2014 21:20	28.84	84.6	**5.40**	0.9
SR11	23/9/2014 3:25	28.36	63.4	**4.08**	2.2	SR11	23/9/2014 9:25	28.41	78.0	**5.03**	3.4	SR11						SR11	23/9/2014 21:25	28.88	82.4	**5.25**	0.8
SR11	23/9/2014 3:30	28.35	62.7	**4.03**	1.7	SR11	23/9/2014 9:30	28.43	78.5	**5.07**	2.4	SR11						SR11	23/9/2014 21:30	28.85	82.2	**5.24**	1.0
SR11	23/9/2014 3:35	28.35	62.5	**4.03**	1.8	SR11	23/9/2014 9:35	28.42	78.7	**5.08**	3.2	SR11						SR11	23/9/2014 21:35	28.85	82.3	**5.25**	1.4
SR11	23/9/2014 3:40	28.35	63.6	**4.10**	2.0	SR11	23/9/2014 9:40	28.43	80.0	**5.17**	2.4	SR11						SR11	23/9/2014 21:40	28.87	78.5	**5.01**	1.2
SR11	23/9/2014 3:45	28.36	67.0	**4.32**	2.9	SR11	23/9/2014 9:45	28.44	75.9	**4.90**	2.0	SR11	23/9/2014 15:45	29.34	79.6	**5.04**	0.7	SR11	23/9/2014 21:45	28.90	77.5	**4.94**	0.5
SR11	23/9/2014 3:50	28.36	66.5	**4.29**	2.2	SR11	23/9/2014 9:50	28.46	79.7	**5.14**	2.2	SR11	23/9/2014 15:50	29.32	77.0	**4.88**	0.7	SR11	23/9/2014 21:50	28.86	82.1	**5.24**	1.0
SR11	23/9/2014 3:55	28.37	67.2	**4.33**	2.4	SR11	23/9/2014 9:55	28.43	71.9	**4.64**	4.5	SR11	23/9/2014 15:55	29.35	82.9	**5.25**	1.1	SR11	23/9/2014 21:55	28.88	79.8	**5.09**	0.8
SR11	23/9/2014 4:00	28.35	64.3	**4.14**	2.2	SR11	23/9/2014 10:00	28.47	73.4	**4.74**	3.2	SR11	23/9/2014 16:00	29.29	83.2	**5.27**	2.0	SR11	23/9/2014 22:00	28.87	79.8	**5.09**	0.7
SR11	23/9/2014 4:05	28.33	62.1	**4.00**	1.8	SR11	23/9/2014 10:05	28.44	73.6	**4.75**	4.1	SR11	23/9/2014 16:05	29.26	83.0	**5.26**	0.9	SR11	23/9/2014 22:05	28.85	81.3	**5.19**	1.3
SR11	23/9/2014 4:10	28.34	64.2	**4.14**	2.2	SR11	23/9/2014 10:10	28.45	74.5	**4.81**	3.5	SR11	23/9/2014 16:10	29.28	87.7	**5.56**	1.2	SR11	23/9/2014 22:10	28.83	82.1	**5.24**	1.2
SR11	23/9/2014 4:15	28.37	68.1	**4.39**	3.5	SR11	23/9/2014 10:15	28.47	73.8	**4.76**	2.4	SR11	23/9/2014 16:15	29.27	95.7	6.06	2.1	SR11	23/9/2014 22:15	28.82	84.1	**5.37**	1.0
SR11	23/9/2014 4:20	28.36	67.4	**4.35**	3.3	SR11	23/9/2014 10:20	28.54	75.2	**4.85**	2.2	SR11	23/9/2014 16:20	29.29	87.7	**5.56**	0.7	SR11	23/9/2014 22:20	28.83	81.4	**5.20**	2.7
SR11	23/9/2014 4:25	28.38	71.6	**4.61**	3.4	SR11	23/9/2014 10:25	28.53	78.0	**5.02**	1.9	SR11	23/9/2014 16:25	29.27	89.6	**5.68**	4.2	SR11	23/9/2014 22:25	28.81	85.7	**5.48**	3.8
SR11	23/9/2014 4:30	28.35	65.8	**4.24**	3.1	SR11	23/9/2014 10:30	28.46	71.7	**4.63**	1.5	SR11	23/9/2014 16:30	29.26	87.7	**5.56**	0.6	SR11	23/9/2014 22:30	28.83	81.0	**5.18**	1.5
SR11	23/9/2014 4:35	28.35	64.1	**4.14**	4.0	SR11	23/9/2014 10:35	28.55	80.1	**5.16**	1.4	SR11	23/9/2014 16:35	29.29	94.0	**5.96**	0.6	SR11	23/9/2014 22:35	28.84	80.2	**5.12**	0.7
SR11	23/9/2014 4:40	28.38	71.0	**4.58**	3.9	SR11	23/9/2014 10:40	28.46	70.1	**4.52**	1.0	SR11	23/9/2014 16:40	29.28	95.7	6.07	1.8	SR11	23/9/2014 22:40	28.83	80.0	**5.11**	0.9
SR11	23/9/2014 4:45	28.31	64.0	**4.14**	2.3	SR11	23/9/2014 10:45	28.53	73.6	**4.75**	1.8	SR11	23/9/2014 16:45	29.27	93.5	**5.93**	1.4	SR11	23/9/2014 22:45	28.83	80.9	**5.17**	1.0
SR11	23/9/2014 4:50	28.34	64.7	**4.17**	2.9	SR11	23/9/2014 10:50	28.54	66.7	**4.29**	2.4	SR11	23/9/2014 16:50	29.26	96.1	6.10	0.9	SR11	23/9/2014 22:50	28.84	83.8	**5.35**	1.4
SR11	23/9/2014 4:55	28.35	65.0	**4.19**	2.2	SR11	23/9/2014 10:55	28.49	67.8	**4.37**	3.9	SR11	23/9/2014 16:55	29.29	94.4	5.98	0.6	SR11	23/9/2014 22:55	28.81	76.8	**4.90**	2.1
SR11	23/9/2014 5:00	28.29	62.9	**4.07**	4.6	SR11	23/9/2014 11:00	28.54	69.2	**4.46**	2.6	SR11	23/9/2014 17:00	29.27	99.7	6.32	0.8	SR11	23/9/2014 23:00	28.84	77.6	**4.95**	2.1
SR11	23/9/2014 5:05	28.31	64.4	**4.15**	1.9	SR11	23/9/2014 11:05	28.50	69.7	**4.49**	1.9	SR11	23/9/2014 17:05	29.28	96.3	6.11	0.9	SR11	23/9/2014 23:05	28.90	81.4	**5.19**	1.5
SR11	23/9/2014 5:10	28.32	65.4	**4.22**	2.9	SR11	23/9/2014 11:10	28.51	73.2	**4.72**	1.3	SR11	23/9/2014 17:10	29.21	101.7	6.46	0.9	SR11	23/9/2014 23:10	28.87	80.3	**5.12**	1.8
SR11	23/9/2014 5:15	28.33	66.4	**4.28**	1.9	SR11	23/9/2014 11:15	28.46	66.9	**4.32**	3.3	SR11	23/9/2014 17:15	29.22	97.7	6.20	0.8	SR11	23/9/2014 23:15	28.88	79.2	**5.05**	1.4
SR11	23/9/2014 5:20	28.32	65.8	**4.24**	2.1	SR11	23/9/2014 11:20	28.49	69.6	**4.49**	2.3	SR11	23/9/2014 17:20	29.22	97.3	6.17	0.6	SR11	23/9/2014 23:20	28.88	79.3	**5.06**	1.1
SR11	23/9/2014 5:25	28.36	68.0	**4.38**	3.4	SR11	23/9/2014 11:25	28.55	63.5	**4.08**	1.7	SR11	23/9/2014 17:25	29.12	104.6	6.65	1.1	SR11	23/9/2014 23:25	28.87	79.4	**5.06**	1.2
SR11	23/9/2014 5:30	28.35	69.6	**4.48**	2.7	SR11	23/9/2014 11:30	28.60	66.4	**4.27**	0.9	SR11	23/9/2014 17:30	29.13	91.2	**5.80**	1.0	SR11	23/9/2014 23:30	28.88	80.3	**5.13**	1.7
SR11	23/9/2014 5:35	28.34	64.5	**4.17**	2.0	SR11	23/9/2014 11:35	28.72	67.5	**4.34**	1.6	SR11	23/9/2014 17:35	29.13	105.5	6.70	0.8	SR11	23/9/2014 23:35	28.89	79.1	**5.04**	0.9
SR11	23/9/2014 5:40	28.37	72.0	**4.63**	2.6	SR11	23/9/2014 11:40	28.66	65.8	**4.23**	1.8	SR11	23/9/2014 17:40	29.11	93.8	5.97	0.8	SR11	23/9/2014 23:40	28.88	81.1	**5.18**	1.3
SR11	23/9/2014 5:45	28.35	69.3	**4.47**	2.3	SR11	23/9/2014 11:45	28.84	71.2	**4.56**	0.9	SR11	23/9/2014 17:45	29.12	94.3	5.99	1.0	SR11	23/9/2014 23:45	28.88	81.9	**5.23**	1.4
SR11	23/9/2014 5:50	28.35	65.3	**4.22**	2.0	SR11	23/9/2014 11:50	28.77	66.9	**4.30**	2.0	SR11	23/9/2014 17:50	29.11	104.3	6.63	0.7	SR11	23/9/2014 23:50	28.88	83.4	**5.32**	1.0
SR11	23/9/2014 5:55	28.35	69.2	**4.47**	2.2	SR11	23/9/2014 11:55	28.88	73.5	**4.71**	1.1	SR11	23/9/2014 17:55	29.16	96.1	6.10	0.7	SR11	23/9/2014 23:55	28.90	81.7	**5.21**	1.4

Station	Timestamp	Temp (° C)	DO (%)	DO (mg/L)	Tur (NTU)	Station	Timestamp	Temp (° C)	DO (%)	DO (mg/L)	Tur (NTU)	Station	Timestamp	Temp (° C)	DO (%)	DO (mg/L)	Tur (NTU)	Station	Timestamp	Temp (°C)	DO (%)	DO (mg/L)	Tur (NTU)
SR12	23/9/2014 0:01	28.48	60.2	3.91	5.8	SR12	23/9/2014 6:01	28.40	61.6	4.00	5.3	SR12	23/9/2014 12:01	28.55	65.8	4.26	6.0	SR12	23/9/2014 18:01	28.59	66.4	4.30	**13.9**
SR12	23/9/2014 0:06	28.49	60.0	3.90	6.2	SR12	23/9/2014 6:06	28.40	62.4	4.05	5.3	SR12	23/9/2014 12:06	28.54	64.6	4.19	6.9	SR12	23/9/2014 18:06	28.59	66.7	4.32	**15.8**
SR12	23/9/2014 0:11	28.49	60.3	3.91	7.6	SR12	23/9/2014 6:11	28.41	62.1	4.03	5.6	SR12	23/9/2014 12:11	28.55	65.0	4.21	6.3	SR12	23/9/2014 18:11	28.59	67.0	4.34	9.7
SR12	23/9/2014 0:16	28.48	61.3	3.97	9.2	SR12	23/9/2014 6:16	28.40	62.2	4.04	5.6	SR12	23/9/2014 12:16	28.54	66.0	4.28	6.8	SR12	23/9/2014 18:16	28.59	65.8	4.26	**13.4**
SR12	23/9/2014 0:21	28.48	62.3	4.04	**10.0**	SR12	23/9/2014 6:21	28.41	62.0	4.03	5.2	SR12	23/9/2014 12:21	28.53	65.7	4.26	7.5	SR12	23/9/2014 18:21	28.59	66.2	4.29	**12.6**
SR12	23/9/2014 0:26	28.48	62.8	4.07	9.4	SR12	23/9/2014 6:26	28.40	61.8	4.02	5.7	SR12	23/9/2014 12:26	28.52	65.5	4.25	8.3	SR12	23/9/2014 18:26	28.59	65.3	4.23	**12.6**
SR12	23/9/2014 0:31	28.47	64.7	4.20	7.8	SR12	23/9/2014 6:31	28.41	61.7	4.01	5.1	SR12	23/9/2014 12:31	28.53	66.3	4.30	6.9	SR12	23/9/2014 18:31	28.59	66.1	4.28	**13.0**
SR12	23/9/2014 0:36	28.47	64.1	4.16	9.3	SR12	23/9/2014 6:36	28.41	60.3	3.91	5.2	SR12	23/9/2014 12:36	28.55	66.2	4.29	6.8	SR12	23/9/2014 18:36	28.59	64.8	4.19	**11.7**
SR12	23/9/2014 0:41	28.46	66.5	4.32	6.7	SR12	23/9/2014 6:41	28.41	62.4	4.06	8.6	SR12	23/9/2014 12:41	28.55	65.7	4.26	7.4	SR12	23/9/2014 18:41	28.59	65.7	4.26	**11.8**
SR12	23/9/2014 0:46	28.46	66.2	4.30	6.7	SR12	23/9/2014 6:46	28.41	61.3	3.98	5.0	SR12	23/9/2014 12:46	28.56	66.1	4.28	7.9	SR12	23/9/2014 18:46	28.58	65.5	4.25	9.4
SR12	23/9/2014 0:51	28.46	64.8	4.21	6.9	SR12	23/9/2014 6:51	28.40	61.9	4.02	4.9	SR12	23/9/2014 12:51	28.56	66.1	4.28	8.3	SR12	23/9/2014 18:51	28.58	65.4	4.24	**11.6**
SR12	23/9/2014 0:56	28.46	65.4	4.25	7.2	SR12	23/9/2014 6:56	28.40	61.9	4.02	5.4	SR12	23/9/2014 12:56	28.55	66.6	4.32	7.6	SR12	23/9/2014 18:56	28.58	64.5	4.18	**10.1**
SR12	23/9/2014 1:01	28.46	65.1	4.23	7.8	SR12	23/9/2014 7:01	28.41	61.0	3.96	5.0	SR12	23/9/2014 13:01	28.54	68.3	4.43	7.0	SR12	23/9/2014 19:01	28.58	63.7	4.13	**10.0**
SR12	23/9/2014 1:06	28.46	65.1	4.23	7.0	SR12	23/9/2014 7:06	28.41	60.9	3.96	5.9	SR12	23/9/2014 13:06	28.55	67.0	4.35	6.9	SR12	23/9/2014 19:06	28.58	64.2	4.16	**10.1**
SR12	23/9/2014 1:11	28.46	65.1	4.23	7.0	SR12	23/9/2014 7:11	28.41	59.6	3.87	5.2	SR12	23/9/2014 13:11	28.56	66.6	4.32	7.2	SR12	23/9/2014 19:11	28.58	64.6	4.18	**11.1**
SR12	23/9/2014 1:16	28.45	65.8	4.27	6.5	SR12	23/9/2014 7:16	28.40	59.6	3.87	7.0	SR12	23/9/2014 13:16	28.55	68.0	4.41	7.2	SR12	23/9/2014 19:16	28.59	64.7	4.19	**12.5**
SR12	23/9/2014 1:21	28.46	65.1	4.23	6.5	SR12	23/9/2014 7:21	28.39	60.2	3.92	5.3	SR12	23/9/2014 13:21	28.53	67.8	4.40	6.9	SR12	23/9/2014 19:21	28.58	64.6	4.19	**10.0**
SR12	23/9/2014 1:26	28.46	65.0	4.22	6.4	SR12	23/9/2014 7:26	28.41	61.3	3.98	7.8	SR12	23/9/2014 13:26	28.55	67.6	4.38	9.7	SR12	23/9/2014 19:26	28.58	63.9	4.14	**10.2**
SR12	23/9/2014 1:31	28.46	64.8	4.21	6.1	SR12	23/9/2014 7:31	28.42	61.2	3.97	6.9	SR12	23/9/2014 13:31	28.57	66.5	4.31	9.2	SR12	23/9/2014 19:31	28.58	64.5	4.18	**10.6**
SR12	23/9/2014 1:36	28.45	65.3	4.24	6.0	SR12	23/9/2014 7:36	28.41	61.4	3.99	8.2	SR12	23/9/2014 13:36	28.56	66.6	4.32	**10.6**	SR12	23/9/2014 19:36	28.57	64.4	4.17	**11.2**
SR12	23/9/2014 1:41	28.46	65.6	4.26	6.2	SR12	23/9/2014 7:41	28.42	59.8	3.88	7.0	SR12	23/9/2014 13:41	28.57	66.8	4.33	9.6	SR12	23/9/2014 19:41	28.57	63.3	4.10	**11.5**
SR12	23/9/2014 1:46	28.45	66.4	4.31	6.8	SR12	23/9/2014 7:46	28.42	59.7	3.88	8.2	SR12	23/9/2014 13:46	28.60	66.2	4.29	8.1	SR12	23/9/2014 19:46	28.58	63.5	4.11	**10.7**
SR12	23/9/2014 1:51	28.46	66.2	4.30	7.1	SR12	23/9/2014 7:51	28.41	60.0	3.90	7.9	SR12	23/9/2014 13:51	28.57	65.9	4.27	8.3	SR12	23/9/2014 19:51	28.56	63.7	4.13	9.2
SR12	23/9/2014 1:56	28.45	66.3	4.31	7.0	SR12	23/9/2014 7:56	28.42	61.4	3.98	8.5	SR12	23/9/2014 13:56	28.56	66.1	4.28	8.3	SR12	23/9/2014 19:56	28.57	63.7	4.13	**10.9**
SR12	23/9/2014 2:01	28.44	67.1	4.36	7.1	SR12	23/9/2014 8:01	28.43	61.3	3.98	8.9	SR12	23/9/2014 14:01	28.54	66.4	4.31	**11.0**	SR12	23/9/2014 20:01	28.56	63.6	4.12	**11.7**
SR12	23/9/2014 2:06	28.44	66.6	4.33	6.5	SR12	23/9/2014 8:06	28.43	60.7	3.94	9.1	SR12	23/9/2014 14:06	28.53	66.8	4.33	**16.1**	SR12	23/9/2014 20:06	28.57	61.9	4.01	**10.7**
SR12	23/9/2014 2:11	28.44	66.5	4.32	6.7	SR12	23/9/2014 8:11	28.43	60.9	3.95	8.7	SR12	23/9/2014 14:11	28.53	67.5	4.37	**14.3**	SR12	23/9/2014 20:11	28.57	62.0	4.02	**10.5**
SR12	23/9/2014 2:16	28.43	67.4	4.38	6.9	SR12	23/9/2014 8:16	28.43	60.3	3.91	7.0	SR12	23/9/2014 14:16	28.52	67.8	4.40	**13.7**	SR12	23/9/2014 20:16	28.57	61.7	4.00	**10.5**
SR12	23/9/2014 2:21	28.43	67.2	4.37	7.5	SR12	23/9/2014 8:21	28.43	61.6	4.00	7.5	SR12	23/9/2014 14:21	28.52	68.2	4.42	**13.0**	SR12	23/9/2014 20:21	28.57	62.2	4.03	**10.3**
SR12	23/9/2014 2:26	28.43	67.4	4.38	6.1	SR12	23/9/2014 8:26	28.42	61.6	4.00	6.4	SR12	23/9/2014 14:26	28.52	67.9	4.40	**10.6**	SR12	23/9/2014 20:26	28.57	63.0	4.08	**12.0**
SR12	23/9/2014 2:31	28.42	67.3	4.38	6.4	SR12	23/9/2014 8:31	28.42	60.3	3.92	7.2	SR12	23/9/2014 14:31	28.53	67.1	4.35	**10.9**	SR12	23/9/2014 20:31	28.56	63.7	4.13	**12.4**
SR12	23/9/2014 2:36	28.42	67.9	4.41	7.4	SR12	23/9/2014 8:36	28.42	60.5	3.93	7.2	SR12	23/9/2014 14:36	28.52	66.8	4.33	**15.0**	SR12	23/9/2014 20:36	28.56	62.6	4.05	**10.1**
SR12	23/9/2014 2:41	28.42	68.0	4.42	7.3	SR12	23/9/2014 8:41	28.43	60.1	3.90	**10.4**	SR12	23/9/2014 14:41	28.55	69.3	4.49	**15.4**	SR12	23/9/2014 20:41	28.57	62.5	4.05	8.7
SR12	23/9/2014 2:46	28.41	68.3	4.44	7.3	SR12	23/9/2014 8:46	28.43	60.0	3.90	8.8	SR12	23/9/2014 14:46	28.58	70.8	4.58	**12.0**	SR12	23/9/2014 20:46	28.57	62.3	4.03	9.2
SR12	23/9/2014 2:51	28.41	67.6	4.39	6.0	SR12	23/9/2014 8:51	28.43	60.7	3.94	8.5	SR12	23/9/2014 14:51	28.59	71.0	4.60	**11.5**	SR12	23/9/2014 20:51	28.57	61.8	4.00	8.2
SR12	23/9/2014 2:56	28.41	67.4	4.38	7.1	SR12	23/9/2014 8:56	28.43	59.9	3.89	8.5	SR12	23/9/2014 14:56	28.61	72.6	4.70	8.6	SR12	23/9/2014 20:56	28.57	63.5	4.12	7.0
SR12	23/9/2014 3:01	28.41	67.6	4.39	6.9	SR12	23/9/2014 9:01	28.44	61.5	3.99	5.9	SR12	23/9/2014 15:01	28.62	72.7	4.71	8.8	SR12	23/9/2014 21:01	28.58	63.0	4.08	6.9
SR12	23/9/2014 3:06	28.41	66.8	4.34	6.5	SR12	23/9/2014 9:06	28.43	60.9	3.95	7.1	SR12	23/9/2014 15:06	28.60	71.9	4.66	8.8	SR12	23/9/2014 21:06	28.58	62.8	4.07	7.4
SR12	23/9/2014 3:11	28.41	66.3	4.31	7.0	SR12	23/9/2014 9:11	28.43	61.1	3.97	8.0	SR12	23/9/2014 15:11	28.57	71.1	4.60	9.6	SR12	23/9/2014 21:11	28.58	63.2	4.09	7.1
SR12	23/9/2014 3:16	28.41	66.8	4.34	6.7	SR12	23/9/2014 9:16	28.44	61.8	4.01	5.8	SR12	23/9/2014 15:16	28.57	70.7	4.58	**10.1**	SR12	23/9/2014 21:16	28.58	64.4	4.17	7.8
SR12	23/9/2014 3:21	28.41	66.7	4.33	6.6	SR12	23/9/2014 9:21	28.46	62.2	4.03	4.9	SR12	23/9/2014 15:21	28.57	71.8	4.65	9.2	SR12	23/9/2014 21:21	28.58	62.7	4.06	8.0
SR12	23/9/2014 3:26	28.41	66.8	4.34	7.4	SR12	23/9/2014 9:26	28.45	61.2	3.97	5.4	SR12	23/9/2014 15:26	28.57	70.2	4.55	9.5	SR12	23/9/2014 21:26	28.58	63.6	4.12	8.0
SR12	23/9/2014 3:31	28.41	67.0	4.35	7.0	SR12	23/9/2014 9:31	28.49	63.9	4.14	6.8	SR12	23/9/2014 15:31	28.57	71.0	4.60	9.5	SR12	23/9/2014 21:31	28.57	63.7	4.13	5.7
SR12	23/9/2014 3:36	28.41	65.7	4.27	9.2	SR12	23/9/2014 9:36	28.49	63.9	4.14	6.0	SR12	23/9/2014 15:36	28.56	71.6	4.64	**10.1**	SR12	23/9/2014 21:36	28.58	62.5	4.05	5.9
SR12	23/9/2014 3:41	28.40	65.0	4.23	6.4	SR12	23/9/2014 9:41	28.50	64.6	4.19	6.1	SR12	23/9/2014 15:41	28.57	70.8	4.58	9.7	SR12	23/9/2014 21:41	28.57	63.2	4.09	**10.1**
SR12	23/9/2014 3:46	28.40	64.6	4.20	6.3	SR12	23/9/2014 9:46	28.48	64.7	4.20	6.4	SR12	23/9/2014 15:46	28.56	71.0	4.60	**10.3**	SR12	23/9/2014 21:46	28.56	64.1	4.15	**10.1**
SR12	23/9/2014 3:51	28.40	63.8	4.14	6.3	SR12	23/9/2014 9:51	28.50	64.8	4.20	6.0	SR12	23/9/2014 15:51	28.56	70.4	4.56	9.7	SR12	23/9/2014 21:51	28.55	66.5	4.31	6.7
SR12	23/9/2014 3:56	28.40	64.5	4.19	5.8	SR12	23/9/2014 9:56	28.50	64.0	4.15	8.1	SR12	23/9/2014 15:56	28.56	70.7	4.58	8.8	SR12	23/9/2014 21:56	28.56	64.8	4.20	9.2
SR12	23/9/2014 4:01	28.39	67.0	4.36	5.8	SR12	23/9/2014 10:01	28.53	64.8	4.20	5.2	SR12	23/9/2014 16:01	28.57	71.0	4.60	8.5	SR12	23/9/2014 22:01	28.56	65.4	4.23	9.2
SR12	23/9/2014 4:06	28.39	66.1	4.29	6.1	SR12	23/9/2014 10:06	28.53	64.4	4.17	6.2	SR12	23/9/2014 16:06	28.58	71.3	4.62	8.8	SR12	23/9/2014 22:06	28.56	64.4	4.17	9.7
SR12	23/9/2014 4:11	28.40	64.8	4.21	5.4	SR12	23/9/2014 10:11	28.64	64.8	4.19	5.2	SR12	23/9/2014 16:11	28.58	70.9	4.60	8.8	SR12	23/9/2014 22:11	28.56	64.2	4.16	8.0
SR12	23/9/2014 4:16	28.39	65.2	4.24	5.9	SR12	23/9/2014 10:16	28.56	63.9	4.14	6.4	SR12	23/9/2014 16:16	28.58	70.6	4.58	7.8	SR12	23/9/2014 22:16	28.56	63.8	4.13	8.5
SR12	23/9/2014 4:21	28.39	65.6	4.26	6.1	SR12	23/9/2014 10:21	28.51	63.2	4.09	6.2	SR12	23/9/2014 16:21	28.58	70.3	4.55	8.4	SR12	23/9/2014 22:21	28.56	64.2	4.16	9.0
SR12	23/9/2014 4:26	28.39	65.3	4.24	5.0	SR12	23/9/2014 10:26	28.52	63.2	4.10	6.4	SR12	23/9/2014 16:26	28.59	72.6	4.71	6.8	SR12	23/9/2014 22:26	28.56	65.6	4.25	6.0
SR12	23/9/2014 4:31	28.39	64.5	4.19	5.2	SR12	23/9/2014 10:31	28.51	62.9	4.08	6.5	SR12	23/9/2014 16:31	28.58	71.8	4.65	7.1	SR12	23/9/2014 22:31	28.57	65.8	4.26	5.8
SR12	23/9/2014 4:36	28.39	65.7	4.27	6.0	SR12	23/9/2014 10:36	28.56	64.0	4.15	5.7	SR12	23/9/2014 16:36	28.58	72.0	4.66	6.9	SR12	23/9/2014 22:36	28.58	66.6	4.31	5.5
SR12	23/9/2014 4:41	28.40	66.3	4.31	6.4	SR12	23/9/2014 10:41	28.54	63.3	4.10	6.1	SR12	23/9/2014 16:41	28.61	72.5	4.70	7.2	SR12	23/9/2014 22:41	28.58	65.9	4.27	6.0
SR12	23/9/2014 4:46	28.39	65.1	4.23	5.1	SR12	23/9/2014 10:46	28.57	63.4	4.11	6.4	SR12	23/9/2014 16:46	28.60	71.5	4.63	6.6	SR12	23/9/2014 22:46	28.58	66.1	4.28	6.6
SR12	23/9/2014 4:51	28.40	65.1	4.23	5.9	SR12	23/9/2014 10:51	28.57	63.5	4.11	5.3	SR12	23/9/2014 16:51	28.59	71.3	4.62	6.7	SR12	23/9/2014 22:51	28.58	65.3	4.24	6.5
SR12	23/9/2014 4:56	28.40	65.1	4.23	8.5	SR12	23/9/2014 10:56	28.51	63.7	4.13	6.1	SR12	23/9/2014 16:56	28.59	70.9	4.59	6.7	SR12	23/9/2014 22:56	28.58	65.2	4.23	6.2
SR12	23/9/2014 5:01	28.40	65.1	4.23	7.7	SR12	23/9/2014 11:01	28.51	63.3	4.11	8.9	SR12	23/9/2014 17:01	28.59	71.2	4.61	7.3	SR12	23/9/2014 23:01	28.59	66.2	4.29	7.1
SR12	23/9/2014 5:06	28.40	64.6	4.20	6.1	SR12	23/9/2014 11:06	28.49	63.5	4.12	6.6	SR12	23/9/2014 17:06	28.59	70.0	4.53	7.6	SR12	23/9/2014 23:06	28.58	64.9	4.21	7.4
SR12	23/9/2014 5:11	28.40	63.5	4.12	5.3	SR12	23/9/2014 11:11	28.46	64.1	4.16	6.3	SR12	23/9/2014 17:11	28.58	70.1	4.54	7.2	SR12	23/9/2014 23:11	28.59	67.0	4.35	7.0
SR12	23/9/2014 5:16	28.41	63.3	4.11	5.7	SR12	23/9/2014 11:16	28.45	64.0	4.16	6.9	SR12	23/9/2014 17:16	28.59	70.7	4.58	7.8	SR12	23/9/2014 23:16	28.59	67.9	4.40	7.0
SR12	23/9/2014 5:21	28.41	63.4	4.12	6.0	SR12	23/9/2014 11:21	28.46	63.2	4.10	6.3	SR12	23/9/2014 17:21	28.58	70.4	4.56	7.2	SR12	23/9/2014 23:21	28.59	68.4	4.43	6.8
SR12	23/9/2014 5:26	28.41	62.6	4.06	6.5	SR12	23/9/2014 11:26	28.61	64.6	4.18	4.7	SR12	23/9/2014 17:26	28.59	69.6	4.51	8.1	SR12	23/9/2014 23:26	28.59	68.3	4.43	6.9
SR12	23/9/2014 5:31	28.41	62.7	4.07	6.6	SR12	23/9/2014 11:31	28.51	63.3	4.11	7.7	SR12	23/9/2014 17:31	28.59	69.1	4.47	7.9	SR12	23/9/2014 23:31	28.59	68.0	4.41	6.9
SR12	23/9/2014 5:36	28.41	62.2	4.04	7.5	SR12	23/9/2014 11:36	28.49	62.9	4.08	7.5	SR12	23/9/2014 17:36	28.59	68.8	4.46	9.9	SR12	23/9/2014 23:36	28.58	68.0	4.41	6.5
SR12	23/9/2014 5:41	28.41	63.1	4.10	6.1	SR12	23/9/2014 11:41	28.50	62.8	4.08	8.0	SR12	23/9/2014 17:41	28.58	68.4	4.43	**10.4**	SR12	23/9/2014 23:41	28.59	69.0	4.47	6.4
SR12	23/9/2014 5:46	28.42	62.8	4.08	6.0	SR12	23/9/2014 11:46	28.51	63.6	4.12	6.6	SR12	23/9/2014 17:46	28.59	67.8	4.39	**10.5**	SR12	23/9/2014 23:46	28.59	70.1	4.55	6.2
SR12	23/9/2014 5:51	28.41	61.8	4.01	5.6	SR12	23/9/2014 11:51	28.49	62.8	4.07	8.0	SR12	23/9/2014 17:51	28.59	67.5	4.37	**12.7**	SR12	23/9/2014 23:51	28.59	69.8	4.53	6.0
SR12	23/9/2014 5:56	28.41	61.4	3.99	5.2	SR12	23/9/2014 11:56	28.54	64.2	4.16	6.7	SR12	23/9/2014 17:56	28.59	67.3	4.36	**13.4**	SR12	23/9/2014 23:56	28.59	70.9	4.60	6.0

Station	Timestamp	Temp (° C)	DO (%)	DO (mg/L)	Tur (NTU)	Station	Timestamp	Temp (° C)	DO (%)	DO (mg/L)	Tur (NTU)	Station	Timestamp	Temp (° C)	DO (%)	DO (mg/L)	Tur (NTU)	Station	Timestamp	Temp (°C)	DO (%)	DO (mg/L)	Tur (NTU)
SR13	23/9/2014 0:00	28.51	61.7	**4.03**	2.8	SR13	23/9/2014 6:00	28.44	60.6	**3.96**	4.6	SR13	23/9/2014 12:00	28.53	64.8	**4.22**	7.0	SR13	23/9/2014 18:00	28.68	65.9	**4.29**	3.5
SR13	23/9/2014 0:05	28.51	61.1	**3.99**	2.8	SR13	23/9/2014 6:05	28.43	61.8	**4.04**	5.6	SR13	23/9/2014 12:05	28.54	64.2	**4.19**	6.4	SR13	23/9/2014 18:05	28.66	65.4	**4.26**	3.3
SR13	23/9/2014 0:10	28.50	61.5	**4.02**	3.0	SR13	23/9/2014 6:10	28.43	61.8	**4.04**	5.6	SR13	23/9/2014 12:10	28.54	64.0	**4.18**	6.2	SR13	23/9/2014 18:10	28.68	65.7	**4.28**	3.6
SR13	23/9/2014 0:15	28.50	60.7	**3.97**	2.3	SR13	23/9/2014 6:15	28.43	61.6	**4.03**	5.3	SR13	23/9/2014 12:15	28.54	63.7	**4.16**	6.6	SR13	23/9/2014 18:15	28.68	65.3	**4.25**	3.2
SR13	23/9/2014 0:20	28.50	59.3	**3.87**	2.1	SR13	23/9/2014 6:20	28.41	61.2	**4.00**	4.5	SR13	23/9/2014 12:20	28.53	63.4	**4.14**	5.6	SR13	23/9/2014 18:20	28.67	65.5	**4.26**	3.0
SR13	23/9/2014 0:25	28.49	60.7	**3.97**	2.7	SR13	23/9/2014 6:25	28.43	62.9	**4.12**	8.1	SR13	23/9/2014 12:25	28.52	63.2	**4.12**	6.4	SR13	23/9/2014 18:25	28.67	65.1	**4.24**	2.9
SR13	23/9/2014 0:30	28.48	61.0	**3.99**	2.6	SR13	23/9/2014 6:30	28.43	64.6	**4.23**	8.5	SR13	23/9/2014 12:30	28.53	63.2	**4.13**	5.3	SR13	23/9/2014 18:30	28.67	65.1	**4.24**	3.0
SR13	23/9/2014 0:35	28.48	61.1	**3.99**	2.5	SR13	23/9/2014 6:35	28.43	63.3	**4.14**	7.2	SR13	23/9/2014 12:35	28.53	62.9	**4.10**	4.8	SR13	23/9/2014 18:35	28.66	64.5	**4.20**	2.3
SR13	23/9/2014 0:40	28.49	62.3	**4.07**	2.5	SR13	23/9/2014 6:40	28.43	62.9	**4.11**	6.6	SR13	23/9/2014 12:40	28.52	63.0	**4.11**	5.8	SR13	23/9/2014 18:40	28.67	63.8	**4.16**	2.1
SR13	23/9/2014 0:45	28.49	61.7	**4.03**	2.4	SR13	23/9/2014 6:45	28.43	63.3	**4.14**	8.9	SR13	23/9/2014 12:45	28.52	63.1	**4.12**	5.8	SR13	23/9/2014 18:45	28.64	66.4	**4.32**	2.9
SR13	23/9/2014 0:50	28.50	62.9	**4.11**	2.9	SR13	23/9/2014 6:50	28.42	63.4	**4.14**	6.6	SR13	23/9/2014 12:50	28.51	62.0	**4.05**	4.8	SR13	23/9/2014 18:50	28.65	66.5	**4.33**	3.1
SR13	23/9/2014 0:55	28.49	62.6	**4.09**	2.4	SR13	23/9/2014 6:55	28.42	63.5	**4.15**	6.4	SR13	23/9/2014 12:55	28.51	63.4	**4.14**	5.7	SR13	23/9/2014 18:55	28.64	65.1	**4.25**	2.5
SR13	23/9/2014 1:00	28.49	61.7	**4.03**	2.6	SR13	23/9/2014 7:00	28.40	63.5	**4.15**	5.6	SR13	23/9/2014 13:00	28.52	62.2	**4.06**	4.1	SR13	23/9/2014 19:00	28.65	65.2	**4.25**	2.4
SR13	23/9/2014 1:05	28.49	62.6	**4.09**	2.3	SR13	23/9/2014 7:05	28.41	63.6	**4.16**	5.4	SR13	23/9/2014 13:05	28.65	64.4	**4.20**	3.6	SR13	23/9/2014 19:05	28.66	65.0	**4.24**	2.7
SR13	23/9/2014 1:10	28.49	62.6	**4.09**	2.7	SR13	23/9/2014 7:10	28.42	63.6	**4.16**	5.6	SR13	23/9/2014 13:10	28.78	66.7	**4.33**	2.8	SR13	23/9/2014 19:10	28.65	65.4	**4.26**	2.2
SR13	23/9/2014 1:15	28.49	62.5	**4.08**	2.5	SR13	23/9/2014 7:15	28.42	63.2	**4.14**	6.2	SR13	23/9/2014 13:15	28.62	63.3	**4.12**	3.6	SR13	23/9/2014 19:15	28.65	66.3	**4.32**	2.5
SR13	23/9/2014 1:20	28.49	62.6	**4.09**	3.6	SR13	23/9/2014 7:20	28.42	62.9	**4.11**	5.3	SR13	23/9/2014 13:20	28.56	61.7	**4.02**	4.3	SR13	23/9/2014 19:20	28.64	66.5	**4.34**	3.6
SR13	23/9/2014 1:25	28.49	62.2	**4.06**	2.1	SR13	23/9/2014 7:25	28.41	63.4	**4.15**	5.4	SR13	23/9/2014 13:25	28.77	63.6	**4.14**	2.7	SR13	23/9/2014 19:25	28.64	66.8	**4.35**	3.3
SR13	23/9/2014 1:30	28.49	62.7	**4.09**	3.0	SR13	23/9/2014 7:30	28.41	63.3	**4.14**	4.9	SR13	23/9/2014 13:30	28.74	65.4	**4.25**	2.6	SR13	23/9/2014 19:30	28.64	66.3	**4.32**	2.8
SR13	23/9/2014 1:35	28.49	62.2	**4.06**	2.3	SR13	23/9/2014 7:35	28.41	63.4	**4.15**	5.3	SR13	23/9/2014 13:35	28.86	66.5	**4.32**	2.4	SR13	23/9/2014 19:35	28.63	66.6	**4.34**	4.0
SR13	23/9/2014 1:40	28.49	62.1	**4.06**	2.6	SR13	23/9/2014 7:40	28.41	62.7	**4.10**	4.7	SR13	23/9/2014 13:40	28.90	67.4	**4.37**	2.2	SR13	23/9/2014 19:40	28.63	66.8	**4.35**	3.4
SR13	23/9/2014 1:45	28.48	61.4	**4.01**	2.5	SR13	23/9/2014 7:45	28.41	62.5	**4.09**	3.9	SR13	23/9/2014 13:45	28.86	66.5	**4.32**	2.1	SR13	23/9/2014 19:45	28.63	66.3	**4.32**	2.8
SR13	23/9/2014 1:50	28.49	63.8	**4.17**	5.2	SR13	23/9/2014 7:50	28.42	64.0	**4.19**	6.2	SR13	23/9/2014 13:50	28.86	66.5	**4.32**	2.3	SR13	23/9/2014 19:50	28.63	66.5	**4.33**	2.7
SR13	23/9/2014 1:55	28.49	63.3	**4.14**	4.9	SR13	23/9/2014 7:55	28.42	63.4	**4.15**	5.8	SR13	23/9/2014 13:55	28.92	67.5	**4.38**	2.0	SR13	23/9/2014 19:55	28.63	66.4	**4.33**	2.9
SR13	23/9/2014 2:00	28.49	63.1	**4.12**	4.8	SR13	23/9/2014 8:00	28.43	63.5	**4.15**	8.4	SR13	23/9/2014 14:00	28.89	66.6	**4.32**	2.1	SR13	23/9/2014 20:00	28.63	65.6	**4.28**	2.4
SR13	23/9/2014 2:05	28.49	62.7	**4.09**	4.5	SR13	23/9/2014 8:05	28.43	63.2	**4.13**	8.6	SR13	23/9/2014 14:05	28.84	66.5	**4.32**	2.1	SR13	23/9/2014 20:05	28.63	66.5	**4.34**	3.3
SR13	23/9/2014 2:10	28.49	62.6	**4.09**	4.7	SR13	23/9/2014 8:10	28.43	63.0	**4.12**	6.7	SR13	23/9/2014 14:10	28.88	67.2	**4.36**	2.3	SR13	23/9/2014 20:10	28.63	66.1	**4.31**	2.5
SR13	23/9/2014 2:15	28.49	62.6	**4.09**	3.6	SR13	23/9/2014 8:15	28.43	62.5	**4.08**	5.9	SR13	23/9/2014 14:15	28.99	67.9	**4.40**	1.4	SR13	23/9/2014 20:15	28.63	66.4	**4.33**	3.4
SR13	23/9/2014 2:20	28.49	62.8	**4.10**	3.8	SR13	23/9/2014 8:20	28.42	62.7	**4.10**	5.9	SR13	23/9/2014 14:20	28.93	67.7	**4.39**	1.4	SR13	23/9/2014 20:20	28.63	67.7	**4.41**	3.5
SR13	23/9/2014 2:25	28.49	62.4	**4.08**	3.5	SR13	23/9/2014 8:25	28.43	63.0	**4.12**	6.2	SR13	23/9/2014 14:25	28.95	68.1	**4.42**	1.7	SR13	23/9/2014 20:25	28.63	67.1	**4.38**	4.6
SR13	23/9/2014 2:30	28.49	62.4	**4.07**	3.7	SR13	23/9/2014 8:30	28.42	63.2	**4.13**	6.2	SR13	23/9/2014 14:30	28.91	68.0	**4.41**	1.9	SR13	23/9/2014 20:30	28.63	66.9	**4.36**	4.2
SR13	23/9/2014 2:35	28.45	61.8	**4.04**	3.4	SR13	23/9/2014 8:35	28.43	62.9	**4.11**	7.1	SR13	23/9/2014 14:35	28.87	67.1	**4.36**	1.5	SR13	23/9/2014 20:35	28.62	66.7	**4.35**	3.3
SR13	23/9/2014 2:40	28.48	62.5	**4.08**	4.0	SR13	23/9/2014 8:40	28.43	62.8	**4.11**	6.0	SR13	23/9/2014 14:40	28.88	67.2	**4.36**	1.8	SR13	23/9/2014 20:40	28.62	66.7	**4.35**	3.2
SR13	23/9/2014 2:45	28.47	64.0	**4.18**	4.3	SR13	23/9/2014 8:45	28.43	62.4	**4.08**	9.3	SR13	23/9/2014 14:45	28.88	66.6	**4.32**	2.1	SR13	23/9/2014 20:45	28.62	66.4	**4.33**	2.5
SR13	23/9/2014 2:50	28.48	63.2	**4.13**	4.9	SR13	23/9/2014 8:50	28.44	63.7	**4.17**	9.7	SR13	23/9/2014 14:50	28.78	64.2	**4.18**	2.9	SR13	23/9/2014 20:50	28.62	66.1	**4.31**	2.7
SR13	23/9/2014 2:55	28.48	63.4	**4.14**	3.7	SR13	23/9/2014 8:55	28.44	63.6	**4.16**	7.7	SR13	23/9/2014 14:55	28.79	65.3	**4.25**	2.7	SR13	23/9/2014 20:55	28.62	66.5	**4.33**	3.2
SR13	23/9/2014 3:00	28.48	62.9	**4.11**	3.4	SR13	23/9/2014 9:00	28.43	63.4	**4.14**	11.1	SR13	23/9/2014 15:00	28.79	66.3	**4.31**	2.5	SR13	23/9/2014 21:00	28.62	65.9	**4.30**	2.3
SR13	23/9/2014 3:05	28.47	63.3	**4.13**	3.3	SR13	23/9/2014 9:05	28.44	63.4	**4.14**	**14.0**	SR13	23/9/2014 15:05	28.77	65.3	**4.25**	2.8	SR13	23/9/2014 21:05	28.62	65.7	**4.28**	2.5
SR13	23/9/2014 3:10	28.48	62.8	**4.10**	3.2	SR13	23/9/2014 9:10	28.43	63.1	**4.12**	**15.4**	SR13	23/9/2014 15:10	28.79	65.5	**4.26**	2.2	SR13	23/9/2014 21:10	28.62	65.8	**4.29**	2.9
SR13	23/9/2014 3:15	28.47	63.0	**4.12**	3.3	SR13	23/9/2014 9:15	28.43	62.9	**4.11**	10.4	SR13	23/9/2014 15:15	28.79	65.6	**4.26**	2.8	SR13	23/9/2014 21:15	28.61	66.3	**4.32**	2.3
SR13	23/9/2014 3:20	28.45	62.4	**4.08**	4.1	SR13	23/9/2014 9:20	28.43	62.5	**4.09**	8.6	SR13	23/9/2014 15:20	28.70	63.1	**4.11**	4.2	SR13	23/9/2014 21:20	28.62	65.7	**4.28**	3.0
SR13	23/9/2014 3:25	28.47	62.5	**4.09**	4.7	SR13	23/9/2014 9:25	28.44	63.1	**4.12**	10.6	SR13	23/9/2014 15:25	28.70	63.1	**4.11**	5.0	SR13	23/9/2014 21:25	28.62	65.9	**4.30**	3.5
SR13	23/9/2014 3:30	28.45	61.4	**4.02**	3.3	SR13	23/9/2014 9:30	28.45	63.5	**4.15**	9.7	SR13	23/9/2014 15:30	28.72	64.2	**4.18**	3.5	SR13	23/9/2014 21:30	28.62	65.0	**4.24**	2.4
SR13	23/9/2014 3:35	28.46	62.9	**4.11**	5.1	SR13	23/9/2014 9:35	28.45	63.8	**4.17**	8.8	SR13	23/9/2014 15:35	28.70	63.1	**4.11**	4.4	SR13	23/9/2014 21:35	28.62	65.8	**4.29**	3.4
SR13	23/9/2014 3:40	28.48	63.1	**4.12**	**14.6**	SR13	23/9/2014 9:40	28.44	64.8	**4.23**	12.2	SR13	23/9/2014 15:40	28.71	63.4	**4.13**	4.5	SR13	23/9/2014 21:40	28.62	65.3	**4.25**	4.7
SR13	23/9/2014 3:45	28.48	62.3	**4.07**	12.0	SR13	23/9/2014 9:45	28.44	64.4	**4.21**	10.7	SR13	23/9/2014 15:45	28.72	64.7	**4.21**	3.0	SR13	23/9/2014 21:45	28.62	64.5	**4.21**	3.0
SR13	23/9/2014 3:50	28.47	62.1	**4.06**	10.6	SR13	23/9/2014 9:50	28.44	64.4	**4.21**	9.3	SR13	23/9/2014 15:50	28.73	64.3	**4.18**	3.2	SR13	23/9/2014 21:50	28.62	64.9	**4.23**	4.9
SR13	23/9/2014 3:55	28.47	61.7	**4.03**	8.1	SR13	23/9/2014 9:55	28.44	64.3	**4.20**	10.6	SR13	23/9/2014 15:55	28.70	63.1	**4.11**	3.9	SR13	23/9/2014 21:55	28.61	64.2	**4.19**	4.4
SR13	23/9/2014 4:00	28.47	61.9	**4.05**	7.3	SR13	23/9/2014 10:00	28.44	64.1	**4.19**	10.2	SR13	23/9/2014 16:00	28.71	63.7	**4.15**	3.5	SR13	23/9/2014 22:00	28.61	64.1	**4.18**	3.9
SR13	23/9/2014 4:05	28.47	62.6	**4.09**	8.1	SR13	23/9/2014 10:05	28.51	65.1	**4.25**	5.8	SR13	23/9/2014 16:05	28.73	64.0	**4.17**	3.5	SR13	23/9/2014 22:05	28.61	65.2	**4.25**	3.9
SR13	23/9/2014 4:10	28.47	61.9	**4.05**	6.6	SR13	23/9/2014 10:10	28.51	65.2	**4.26**	6.3	SR13	23/9/2014 16:10	28.77	65.0	**4.23**	3.7	SR13	23/9/2014 22:10	28.61	64.7	**4.22**	3.8
SR13	23/9/2014 4:15	28.47	61.6	**4.02**	6.3	SR13	23/9/2014 10:15	28.55	65.2	**4.25**	4.9	SR13	23/9/2014 16:15	28.72	63.8	**4.15**	4.0	SR13	23/9/2014 22:15	28.61	64.0	**4.17**	3.1
SR13	23/9/2014 4:20	28.47	61.6	**4.03**	7.7	SR13	23/9/2014 10:20	28.53	65.3	**4.26**	4.7	SR13	23/9/2014 16:20	28.69	62.2	**4.06**	3.8	SR13	23/9/2014 22:20	28.61	64.7	**4.21**	3.4
SR13	23/9/2014 4:25	28.47	61.6	**4.02**	7.5	SR13	23/9/2014 10:25	28.51	65.3	**4.26**	5.9	SR13	23/9/2014 16:25	28.76	63.8	**4.15**	3.4	SR13	23/9/2014 22:25	28.61	63.8	**4.16**	3.1
SR13	23/9/2014 4:30	28.47	61.2	**4.00**	6.3	SR13	23/9/2014 10:30	28.53	65.0	**4.24**	4.5	SR13	23/9/2014 16:30	28.74	63.7	**4.14**	3.4	SR13	23/9/2014 22:30	28.61	63.6	**4.15**	2.8
SR13	23/9/2014 4:35	28.45	64.4	**4.21**	7.4	SR13	23/9/2014 10:35	28.51	64.9	**4.24**	4.8	SR13	23/9/2014 16:35	28.70	62.4	**4.07**	3.3	SR13	23/9/2014 22:35	28.61	63.7	**4.15**	3.6
SR13	23/9/2014 4:40	28.46	63.7	**4.16**	7.8	SR13	23/9/2014 10:40	28.54	65.1	**4.25**	4.4	SR13	23/9/2014 16:40	28.74	65.2	**4.24**	3.4	SR13	23/9/2014 22:40	28.61	63.8	**4.16**	2.7
SR13	23/9/2014 4:45	28.46	62.9	**4.11**	7.7	SR13	23/9/2014 10:45	28.54	64.9	**4.24**	4.4	SR13	23/9/2014 16:45	28.69	65.3	**4.25**	4.0	SR13	23/9/2014 22:45	28.61	64.7	**4.21**	4.2
SR13	23/9/2014 4:50	28.45	62.2	**4.07**	7.4	SR13	23/9/2014 10:50	28.55	64.9	**4.24**	4.2	SR13	23/9/2014 16:50	28.70	65.4	**4.26**	6.5	SR13	23/9/2014 22:50	28.61	66.5	**4.33**	5.9
SR13	23/9/2014 4:55	28.46	62.8	**4.11**	7.0	SR13	23/9/2014 10:55	28.52	64.6	**4.22**	4.0	SR13	23/9/2014 16:55	28.69	64.4	**4.19**	7.0	SR13	23/9/2014 22:55	28.61	66.1	**4.31**	5.5
SR13	23/9/2014 5:00	28.44	62.8	**4.10**	7.3	SR13	23/9/2014 11:00	28.52	64.3	**4.20**	4.2	SR13	23/9/2014 17:00	28.70	64.8	**4.22**	10.7	SR13	23/9/2014 23:00	28.61	65.4	**4.26**	5.8
SR13	23/9/2014 5:05	28.45	62.5	**4.08**	6.6	SR13	23/9/2014 11:05	28.51	64.5	**4.21**	4.2	SR13	23/9/2014 17:05	28.73	66.1	**4.30**	3.8	SR13	23/9/2014 23:05	28.61	65.2	**4.25**	4.6
SR13	23/9/2014 5:10	28.45	62.6	**4.09**	7.1	SR13	23/9/2014 11:10	28.51	63.8	**4.17**	3.4	SR13	23/9/2014 17:10	28.74	66.7	**4.34**	3.3	SR13	23/9/2014 23:10	28.61	65.0	**4.23**	4.6
SR13	23/9/2014 5:15	28.45	62.9	**4.11**	6.9	SR13	23/9/2014 11:15	28.54	64.2	**4.19**	3.6	SR13	23/9/2014 17:15	28.74	67.3	**4.38**	3.0	SR13	23/9/2014 23:15	28.61	64.2	**4.19**	3.4
SR13	23/9/2014 5:20	28.44	62.1	**4.06**	6.4	SR13	23/9/2014 11:20	28.56	64.1	**4.18**	3.1	SR13	23/9/2014 17:20	28.73	67.2	**4.37**	2.8	SR13	23/9/2014 23:20	28.61	64.9	**4.23**	4.8
SR13	23/9/2014 5:25	28.45	62.2	**4.07**	6.2	SR13	23/9/2014 11:25	28.62	65.0	**4.23**	2.8	SR13	23/9/2014 17:25	28.72	67.5	**4.39**	2.3	SR13	23/9/2014 23:25	28.61	64.4	**4.19**	3.7
SR13	23/9/2014 5:30	28.45	61.3	**4.01**	4.8	SR13	23/9/2014 11:30	28.60	65.0	**4.24**	3.6	SR13	23/9/2014 17:30	28.71	67.1	**4.37**	2.6	SR13	23/9/2014 23:30	28.61	64.4	**4.20**	4.7
SR13	23/9/2014 5:35	28.44	61.7	**4.03**	5.3	SR13	23/9/2014 11:35	28.65	65.3	**4.26**	3.2	SR13	23/9/2014 17:35	28.68	67.2	**4.38**	2.8	SR13	23/9/2014 23:35	28.60	64.0	**4.17**	3.6
SR13	23/9/2014 5:40	28.42	60.6	**3.96**	3.6	SR13	23/9/2014 11:40	28.63	65.4	**4.26**	3.3	SR13	23/9/2014 17:40	28.68	66.4	**4.32**	3.7	SR13	23/9/2014 23:40	28.61	65.5	**4.27**	5.9
SR13	23/9/2014 5:45	28.43	60.8	**3.98**	4.5	SR13	23/9/2014 11:45	28.61	66.0	**4.30**	3.9	SR13	23/9/2014 17:45	28.68	65.8	**4.29**	3.3	SR13	23/9/2014 23:45	28.61	64.7	**4.21**	4.6
SR13	23/9/2014 5:50	28.43	61.0	**3.99**	5.4	SR13	23/9/2014 11:50	28.50	64.0	**4.18**	6.1	SR13	23/9/2014 17:50	28.68	65.8	**4.29**	3.3	SR13	23/9/2014 23:50	28.60	63.7	**4.15**	3.7
SR13	23/9/2014 5:55	28.45	61.5	**4.02**	5.2	SR13	23/9/2014 11:55	28.54	65.2	**4.26**	5.6	SR13	23/9/2014 17:55	28.68	66.4	**4.32**	3.5	SR13	23/9/2014 23:55	28.60	63.5	**4.14**	4.0

Station	Timestamp	NH_3 (mg/L)				Station	Timestamp	NH_3 (mg/L)			
SR4	23/9/2014 0:17	0.04				SR12	23/9/2014 0:17	0.04			
SR4	23/9/2014 0:37	0.05				SR12	23/9/2014 0:37	0.04			
SR4	23/9/2014 0:57	0.05				SR12	23/9/2014 0:57	0.05			
SR4	23/9/2014 1:17	0.05				SR12	23/9/2014 1:17	0.04			
SR4	23/9/2014 1:37	0.05				SR12	23/9/2014 1:37	0.05			
SR4	23/9/2014 1:57	0.04				SR12	23/9/2014 1:57	0.04			
SR4	23/9/2014 2:17	0.04				SR12	23/9/2014 2:17	0.05			
SR4	23/9/2014 2:37	0.05				SR12	23/9/2014 2:37	0.04			
SR4	23/9/2014 2:57	0.05				SR12	23/9/2014 2:57	0.05			
SR4	23/9/2014 3:17	0.04				SR12	23/9/2014 3:17	0.05			
SR4	23/9/2014 3:37	0.05				SR12	23/9/2014 3:37	0.04			
SR4	23/9/2014 3:57	0.05				SR12	23/9/2014 3:57	0.04			
SR4	23/9/2014 4:17	0.04				SR12	23/9/2014 4:17	0.05			
SR4	23/9/2014 4:37	0.06				SR12	23/9/2014 4:37	0.06			
SR4	23/9/2014 4:57	0.05				SR12	23/9/2014 4:57	0.06			
SR4	23/9/2014 5:17	0.05				SR12	23/9/2014 5:17	0.05			
SR4	23/9/2014 5:37	0.05				SR12	23/9/2014 5:37	0.05			
SR4	23/9/2014 5:57	0.05				SR12	23/9/2014 5:57	0.05			
SR4						SR12					
SR4	23/9/2014 6:37	0.04				SR12	23/9/2014 6:37	0.05			
SR4	23/9/2014 6:57	0.04				SR12	23/9/2014 6:57	0.06			
SR4	23/9/2014 7:17	0.04				SR12	23/9/2014 7:17	0.05			
SR4	23/9/2014 7:37	0.04				SR12	23/9/2014 7:37	0.05			
SR4	23/9/2014 7:57	0.05				SR12	23/9/2014 7:57	0.05			
SR4	23/9/2014 8:17	0.05				SR12	23/9/2014 8:17	0.05			
SR4	23/9/2014 8:37	0.05				SR12	23/9/2014 8:37	0.04			
SR4	23/9/2014 8:57	0.04				SR12	23/9/2014 8:57	0.04			
SR4	23/9/2014 9:17	0.04				SR12	23/9/2014 9:17	0.05			
SR4	23/9/2014 9:37	0.05				SR12	23/9/2014 9:37	0.05			
SR4	23/9/2014 9:57	0.05				SR12	23/9/2014 9:57	0.04			
SR4	23/9/2014 10:17	0.04				SR12	23/9/2014 10:17	0.05			
SR4	23/9/2014 10:37	0.05				SR12	23/9/2014 10:37	0.05			
SR4	23/9/2014 10:57	0.06				SR12	23/9/2014 10:57	0.05			
SR4	23/9/2014 11:17	0.06				SR12	23/9/2014 11:17	0.05			
SR4	23/9/2014 11:37	0.06				SR12	23/9/2014 11:37	0.05			
SR4	23/9/2014 11:57	0.05				SR12	23/9/2014 11:57	0.05			
SR4	23/9/2014 12:17	0.05				SR12	23/9/2014 12:17	0.04			
SR4	23/9/2014 12:37	0.05				SR12	23/9/2014 12:37	0.04			
SR4	23/9/2014 12:57	0.05				SR12	23/9/2014 12:57	0.04			
SR4	23/9/2014 13:17	0.05				SR12	23/9/2014 13:17	0.04			
SR4	23/9/2014 13:37	0.04				SR12	23/9/2014 13:37	0.03			
SR4	23/9/2014 13:57	0.05				SR12	23/9/2014 13:57	0.05			
SR4	23/9/2014 14:17	0.04				SR12	23/9/2014 14:17	0.05			
SR4	23/9/2014 14:37	0.04				SR12	23/9/2014 14:37	0.05			
SR4	23/9/2014 14:57	0.04				SR12	23/9/2014 14:57	0.05			
SR4	23/9/2014 15:17	0.04				SR12	23/9/2014 15:17	0.05			
SR4	23/9/2014 15:37	0.04				SR12	23/9/2014 15:37	0.05			
SR4	23/9/2014 15:57	0.04				SR12	23/9/2014 15:57	0.06			
SR4	23/9/2014 16:17	0.04				SR12	23/9/2014 16:17	0.05			
SR4	23/9/2014 16:37	0.05				SR12	23/9/2014 16:37	0.05			
SR4	23/9/2014 16:57	0.05				SR12	23/9/2014 16:57	0.05			
SR4	23/9/2014 17:17	0.05				SR12	23/9/2014 17:17	0.05			
SR4	23/9/2014 17:37	0.04				SR12	23/9/2014 17:37	0.05			
SR4	23/9/2014 17:57	0.04				SR12	23/9/2014 17:57	0.04			
SR4	23/9/2014 18:17	0.05				SR12	23/9/2014 18:17	0.04			
SR4	23/9/2014 18:37	0.05				SR12	23/9/2014 18:37	0.04			
SR4	23/9/2014 18:57	0.04				SR12	23/9/2014 18:57	0.05			
SR4	23/9/2014 19:17	0.05				SR12	23/9/2014 19:17	0.05			
SR4	23/9/2014 19:37	0.05				SR12	23/9/2014 19:37	0.06			
SR4	23/9/2014 19:57	0.04				SR12	23/9/2014 19:57	0.05			
SR4	23/9/2014 20:17	0.03				SR12	23/9/2014 20:17	0.04			
SR4	23/9/2014 20:37	0.03				SR12	23/9/2014 20:37	0.05			
SR4	23/9/2014 20:57	0.05				SR12	23/9/2014 20:57	0.05			
SR4	23/9/2014 21:17	0.05				SR12	23/9/2014 21:17	0.06			
SR4	23/9/2014 21:37	0.05				SR12	23/9/2014 21:37	0.05			
SR4	23/9/2014 21:57	0.05				SR12	23/9/2014 21:57	0.06			
SR4	23/9/2014 22:17	0.05				SR12	23/9/2014 22:17	0.06			
SR4	23/9/2014 22:37	0.05				SR12	23/9/2014 22:37	0.05			
SR4	23/9/2014 22:57	0.05				SR12	23/9/2014 22:57	0.05			
SR4	23/9/2014 23:17	0.04				SR12	23/9/2014 23:17	0.04			
SR4	23/9/2014 23:37	0.04				SR12	23/9/2014 23:37	0.05			
SR4	23/9/2014 23:57	0.04				SR12	23/9/2014 23:57	0.04			

Remark: Fonts with underline: Action Level Exceedance
Fonts with bold and underline: Limit Level Exceedance
Automatic Instrument calibration of NH3-N monitor was carried out during 5:57-6:37 at SR4 and SR12.
SR5 monitoring station was under maintenance during 13:20-13:40.
SR9 monitoring station was under maintenance during 11:40-12:20.
SR10 monitoring station was under maintenance during 15:15-15:45.

Station	Timestamp	Temp (° C)	DO (%)	DO (mg/L)	Tur (NTU)	Station	Timestamp	Temp (° C)	DO (%)	DO (mg/L)	Tur (NTU)	Station	Timestamp	Temp (° C)	DO (%)	DO (mg/L)	Tur (NTU)	Station	Timestamp	Temp (°C)	DO (%)	DO (mg/L)	Tur (NTU)
SR4	24/9/2014 0:01	28.53	79.8	5.33	3.0	SR4	24/9/2014 6:01	28.46	80.2	5.37	4.6	SR4	24/9/2014 12:01	28.69	82.8	5.53	3.8	SR4	24/9/2014 18:01	28.82	82.8	5.53	9.0
SR4	24/9/2014 0:06	28.53	77.8	5.20	2.3	SR4	24/9/2014 6:06	28.47	79.0	5.29	5.4	SR4	24/9/2014 12:06	28.70	83.2	5.56	3.3	SR4	24/9/2014 18:06	28.82	82.7	5.52	6.3
SR4	24/9/2014 0:11	28.53	79.0	5.28	2.7	SR4	24/9/2014 6:11	28.48	80.3	5.36	7.6	SR4	24/9/2014 12:11	28.69	83.1	5.55	3.7	SR4	24/9/2014 18:11	28.80	82.9	5.54	5.1
SR4	24/9/2014 0:16	28.52	77.4	5.16	2.1	SR4	24/9/2014 6:16	28.48	80.3	5.36	6.7	SR4	24/9/2014 12:16	28.67	82.9	5.53	3.4	SR4	24/9/2014 18:16	28.79	82.8	5.54	6.9
SR4	24/9/2014 0:21	28.56	78.4	5.21	2.1	SR4	24/9/2014 6:21	28.47	80.0	5.34	6.7	SR4	24/9/2014 12:21	28.66	81.9	5.47	4.9	SR4	24/9/2014 18:21	28.79	82.7	5.52	6.3
SR4	24/9/2014 0:26	28.59	77.5	5.14	2.7	SR4	24/9/2014 6:26	28.47	79.8	5.33	5.9	SR4	24/9/2014 12:26	28.64	81.9	5.47	4.2	SR4	24/9/2014 18:26	28.78	82.7	5.53	6.0
SR4	24/9/2014 0:31	28.60	78.6	5.21	2.5	SR4	24/9/2014 6:31	28.47	79.7	5.33	5.8	SR4	24/9/2014 12:31	28.64	81.5	5.45	3.5	SR4	24/9/2014 18:31	28.78	82.4	5.50	5.1
SR4	24/9/2014 0:36	28.59	80.6	5.34	5.6	SR4	24/9/2014 6:36	28.46	79.6	5.33	5.9	SR4	24/9/2014 12:36	28.65	82.1	5.49	2.8	SR4	24/9/2014 18:36	28.75	82.0	5.48	8.5
SR4	24/9/2014 0:41	28.59	80.0	5.31	2.9	SR4	24/9/2014 6:41	28.45	79.5	5.32	5.6	SR4	24/9/2014 12:41	28.66	81.2	5.43	2.7	SR4	24/9/2014 18:41	28.75	81.4	5.43	6.2
SR4	24/9/2014 0:46	28.59	79.5	5.28	2.7	SR4	24/9/2014 6:46	28.48	79.0	5.28	5.4	SR4	24/9/2014 12:46	28.67	81.3	5.43	2.7	SR4	24/9/2014 18:46	28.74	81.6	5.45	6.4
SR4	24/9/2014 0:51	28.59	79.5	5.29	3.6	SR4	24/9/2014 6:51	28.47	78.9	5.27	5.9	SR4	24/9/2014 12:51	28.66	80.4	5.37	2.7	SR4	24/9/2014 18:51	28.74	81.9	5.46	8.7
SR4	24/9/2014 0:56	28.59	78.8	5.25	2.5	SR4	24/9/2014 6:56	28.46	79.2	5.28	5.6	SR4	24/9/2014 12:56	28.72	82.1	5.49	2.8	SR4	24/9/2014 18:56	28.75	82.6	5.52	6.8
SR4	24/9/2014 1:01	28.58	78.7	5.25	2.4	SR4	24/9/2014 7:01	28.46	79.5	5.31	5.6	SR4	24/9/2014 13:01	28.71	81.6	5.45	2.8	SR4	24/9/2014 19:01	28.75	82.5	5.51	7.6
SR4	24/9/2014 1:06	28.58	78.3	5.22	2.4	SR4	24/9/2014 7:06	28.46	78.9	5.27	5.0	SR4	24/9/2014 13:06	28.73	81.9	5.47	2.7	SR4	24/9/2014 19:06	28.74	82.4	5.51	6.7
SR4	24/9/2014 1:11	28.58	78.2	5.22	2.5	SR4	24/9/2014 7:11	28.48	79.1	5.29	7.2	SR4	24/9/2014 13:11	28.72	82.0	5.48	3.1	SR4	24/9/2014 19:11	28.74	82.3	5.50	6.7
SR4	24/9/2014 1:16	28.58	77.3	5.15	2.5	SR4	24/9/2014 7:16	28.48	79.1	5.29	6.5	SR4	24/9/2014 13:16	28.71	81.7	5.46	2.8	SR4	24/9/2014 19:16	28.71	81.4	5.44	8.4
SR4	24/9/2014 1:21	28.58	77.4	5.17	2.5	SR4	24/9/2014 7:21	28.46	79.1	5.28	5.2	SR4	24/9/2014 13:21	28.69	80.9	5.40	4.7	SR4	24/9/2014 19:21	28.70	81.3	5.44	9.4
SR4	24/9/2014 1:26	28.56	77.3	5.16	2.7	SR4	24/9/2014 7:26	28.46	78.8	5.27	5.7	SR4	24/9/2014 13:26	28.63	79.5	5.32	5.2	SR4	24/9/2014 19:26	28.68	81.0	5.42	9.2
SR4	24/9/2014 1:31	28.55	76.9	5.13	2.5	SR4	24/9/2014 7:31	28.47	78.6	5.25	7.1	SR4	24/9/2014 13:31	28.65	79.1	5.29	5.4	SR4	24/9/2014 19:31	28.67	80.9	5.41	8.5
SR4	24/9/2014 1:36	28.55	77.6	5.17	2.3	SR4	24/9/2014 7:36	28.47	78.4	5.24	5.8	SR4	24/9/2014 13:36	28.61	78.7	5.27	**10.3**	SR4	24/9/2014 19:36	28.68	80.7	5.39	7.6
SR4	24/9/2014 1:41	28.57	77.5	5.17	2.9	SR4	24/9/2014 7:41	28.48	78.1	5.22	6.8	SR4	24/9/2014 13:41	28.61	78.2	5.23	9.9	SR4	24/9/2014 19:41	28.66	80.6	5.39	9.5
SR4	24/9/2014 1:46	28.58	77.9	5.19	4.1	SR4	24/9/2014 7:46	28.49	78.6	5.25	6.7	SR4	24/9/2014 13:46	28.66	77.2	5.15	3.2	SR4	24/9/2014 19:46	28.66	80.5	5.38	**10.2**
SR4	24/9/2014 1:51	28.58	79.5	5.30	3.0	SR4	24/9/2014 7:51	28.49	78.8	5.27	5.4	SR4	24/9/2014 13:51	28.65	77.4	5.18	3.4	SR4	24/9/2014 19:51	28.66	80.2	5.36	8.8
SR4	24/9/2014 1:56	28.58	79.2	5.28	3.6	SR4	24/9/2014 7:56	28.49	78.7	5.26	5.6	SR4	24/9/2014 13:56	28.64	78.8	5.27	5.5	SR4	24/9/2014 19:56	28.66	80.4	5.35	9.7
SR4	24/9/2014 2:01	28.58	78.1	5.21	4.5	SR4	24/9/2014 8:01	28.49	78.4	5.24	5.5	SR4	24/9/2014 14:01	28.60	77.1	5.16	8.0	SR4	24/9/2014 20:01	28.66	79.9	5.33	7.8
SR4	24/9/2014 2:06	28.58	79.2	5.28	4.3	SR4	24/9/2014 8:06	28.49	78.3	5.23	5.7	SR4	24/9/2014 14:06	28.60	78.8	5.27	9.7	SR4	24/9/2014 20:06	28.65	80.0	5.34	8.3
SR4	24/9/2014 2:11	28.58	77.4	5.16	3.7	SR4	24/9/2014 8:11	28.50	78.4	5.24	6.8	SR4	24/9/2014 14:11	28.62	77.6	5.19	5.5	SR4	24/9/2014 20:11	28.64	80.1	5.34	9.9
SR4	24/9/2014 2:16	28.58	79.3	5.28	3.6	SR4	24/9/2014 8:16	28.50	78.5	5.24	5.9	SR4	24/9/2014 14:16	28.61	79.4	5.31	6.1	SR4	24/9/2014 20:16	28.64	80.1	5.35	9.0
SR4	24/9/2014 2:21	28.58	79.0	5.26	4.4	SR4	24/9/2014 8:21	28.50	78.6	5.25	6.2	SR4	24/9/2014 14:21	28.63	79.1	5.29	4.3	SR4	24/9/2014 20:21	28.64	79.9	5.34	7.8
SR4	24/9/2014 2:26	28.58	78.8	5.25	3.8	SR4	24/9/2014 8:26	28.50	78.5	5.24	6.4	SR4	24/9/2014 14:26	28.64	78.8	5.27	5.3	SR4	24/9/2014 20:26	28.64	79.9	5.34	7.1
SR4	24/9/2014 2:31	28.58	78.7	5.24	3.9	SR4	24/9/2014 8:31	28.51	78.3	5.23	6.6	SR4	24/9/2014 14:31	28.63	79.3	5.30	5.0	SR4	24/9/2014 20:31	28.63	80.0	5.35	8.8
SR4	24/9/2014 2:36	28.58	77.3	5.15	4.0	SR4	24/9/2014 8:36	28.51	78.3	5.23	6.0	SR4	24/9/2014 14:36	28.63	78.7	5.26	4.8	SR4	24/9/2014 20:36	28.63	79.7	5.33	8.8
SR4	24/9/2014 2:41	28.58	79.6	5.30	8.0	SR4	24/9/2014 8:41	28.51	78.2	5.22	5.6	SR4	24/9/2014 14:41	28.62	77.5	5.19	7.2	SR4	24/9/2014 20:41	28.63	79.7	5.33	6.9
SR4	24/9/2014 2:46	28.58	78.5	5.23	4.1	SR4	24/9/2014 8:46	28.51	78.6	5.24	7.6	SR4	24/9/2014 14:46	28.61	79.0	5.29	7.8	SR4	24/9/2014 20:46	28.63	79.8	5.33	6.9
SR4	24/9/2014 2:51	28.57	79.2	5.28	5.3	SR4	24/9/2014 8:51	28.52	78.5	5.24	5.4	SR4	24/9/2014 14:51	28.61	78.9	5.27	8.5	SR4	24/9/2014 20:51	28.62	79.8	5.33	7.5
SR4	24/9/2014 2:56	28.57	78.8	5.25	4.5	SR4	24/9/2014 8:56	28.53	78.6	5.25	5.6	SR4	24/9/2014 14:56	28.61	79.4	5.30	7.0	SR4	24/9/2014 20:56	28.63	79.6	5.32	6.9
SR4	24/9/2014 3:01	28.57	77.7	5.18	3.1	SR4	24/9/2014 9:01	28.52	78.6	5.24	5.8	SR4	24/9/2014 15:01	28.62	78.9	5.27	6.3	SR4	24/9/2014 21:01	28.63	79.6	5.32	6.3
SR4	24/9/2014 3:06	28.57	77.7	5.18	4.7	SR4	24/9/2014 9:06	28.53	78.5	5.23	6.3	SR4	24/9/2014 15:06	28.63	79.0	5.28	5.1	SR4	24/9/2014 21:06	28.63	79.5	5.31	6.5
SR4	24/9/2014 3:11	28.57	78.0	5.20	4.8	SR4	24/9/2014 9:11	28.52	80.0	5.34	3.9	SR4	24/9/2014 15:11	28.63	78.7	5.26	5.1	SR4	24/9/2014 21:11	28.63	79.5	5.31	6.0
SR4	24/9/2014 3:16	28.56	78.8	5.25	3.8	SR4	24/9/2014 9:16	28.52	80.1	5.35	4.7	SR4	24/9/2014 15:16	28.65	78.4	5.24	5.4	SR4	24/9/2014 21:16	28.62	79.4	5.31	5.9
SR4	24/9/2014 3:21	28.56	77.5	5.16	3.4	SR4	24/9/2014 9:21	28.52	80.0	5.34	3.8	SR4	24/9/2014 15:21	28.69	79.1	5.28	4.7	SR4	24/9/2014 21:21	28.64	79.8	5.34	4.0
SR4	24/9/2014 3:26	28.56	77.8	5.19	3.9	SR4	24/9/2014 9:26	28.52	79.8	5.33	3.9	SR4	24/9/2014 15:26	28.68	79.7	5.32	4.7	SR4	24/9/2014 21:26	28.65	80.4	5.38	4.0
SR4	24/9/2014 3:31	28.55	77.9	5.20	2.7	SR4	24/9/2014 9:31	28.52	79.7	5.32	3.5	SR4	24/9/2014 15:31	28.70	80.8	5.39	6.2	SR4	24/9/2014 21:31	28.66	80.5	5.39	3.3
SR4	24/9/2014 3:36	28.55	77.6	5.18	3.9	SR4	24/9/2014 9:36	28.52	79.5	5.31	3.5	SR4	24/9/2014 15:36	28.73	81.2	5.42	4.6	SR4	24/9/2014 21:36	28.67	80.2	5.37	3.8
SR4	24/9/2014 3:41	28.55	78.1	5.21	3.3	SR4	24/9/2014 9:41	28.53	79.9	5.34	4.0	SR4	24/9/2014 15:41	28.74	81.4	5.44	4.7	SR4	24/9/2014 21:41	28.68	81.1	5.43	3.6
SR4	24/9/2014 3:46	28.54	77.2	5.15	3.6	SR4	24/9/2014 9:46	28.53	80.5	5.38	3.8	SR4	24/9/2014 15:46	28.74	82.0	5.46	7.9	SR4	24/9/2014 21:46	28.68	81.0	5.42	3.9
SR4	24/9/2014 3:51	28.54	77.4	5.15	4.1	SR4						SR4	24/9/2014 15:51	28.76	82.0	5.48	5.8	SR4	24/9/2014 21:51	28.68	81.0	5.42	3.3
SR4	24/9/2014 3:56	28.53	77.4	5.15	2.9	SR4						SR4	24/9/2014 15:56	28.75	81.4	5.43	4.8	SR4	24/9/2014 21:56	28.68	81.4	5.44	3.9
SR4	24/9/2014 4:01	28.53	77.2	5.15	3.1	SR4						SR4	24/9/2014 16:01	28.77	81.9	5.46	4.7	SR4	24/9/2014 22:01	28.68	79.6	5.33	3.0
SR4	24/9/2014 4:06	28.52	76.9	5.13	2.7	SR4						SR4	24/9/2014 16:06	28.79	82.0	5.47	4.9	SR4	24/9/2014 22:06	28.68	80.8	5.41	3.0
SR4	24/9/2014 4:11	28.47	77.1	5.14	3.0	SR4						SR4	24/9/2014 16:11	28.80	82.2	5.46	5.5	SR4	24/9/2014 22:11	28.69	81.7	5.47	3.8
SR4	24/9/2014 4:16	28.51	77.5	5.17	3.7	SR4						SR4	24/9/2014 16:16	28.80	82.8	5.51	5.5	SR4	24/9/2014 22:16	28.68	81.2	5.42	2.8
SR4	24/9/2014 4:21	28.51	76.3	5.10	2.6	SR4						SR4	24/9/2014 16:21	28.81	82.0	5.46	4.0	SR4	24/9/2014 22:21	28.66	81.0	5.42	3.2
SR4	24/9/2014 4:26	28.51	75.8	5.07	2.9	SR4						SR4	24/9/2014 16:26	28.81	82.7	5.51	5.2	SR4	24/9/2014 22:26	28.69	81.5	5.45	3.7
SR4	24/9/2014 4:31	28.51	75.9	5.07	2.6	SR4						SR4	24/9/2014 16:31	28.81	82.9	5.52	5.4	SR4	24/9/2014 22:31	28.67	81.5	5.46	2.9
SR4	24/9/2014 4:36	28.51	74.3	4.97	3.2	SR4						SR4	24/9/2014 16:36	28.82	81.9	5.45	4.2	SR4	24/9/2014 22:36	28.62	81.4	5.46	2.4
SR4	24/9/2014 4:41	28.48	76.4	5.10	2.5	SR4						SR4	24/9/2014 16:41	28.83	82.8	5.52	3.7	SR4	24/9/2014 22:41	28.69	81.2	5.44	3.5
SR4	24/9/2014 4:46	28.47	75.9	5.07	2.1	SR4						SR4	24/9/2014 16:46	28.85	83.4	5.56	3.6	SR4	24/9/2014 22:46	28.70	81.8	5.48	2.6
SR4	24/9/2014 4:51	28.42	76.2	5.09	2.6	SR4						SR4	24/9/2014 16:51	28.89	84.3	5.63	3.9	SR4	24/9/2014 22:51	28.73	81.6	5.46	2.5
SR4	24/9/2014 4:56	28.41	76.2	5.09	2.4	SR4	24/9/2014 10:56	28.51	79.3	5.30	4.9	SR4	24/9/2014 16:56	28.91	84.0	5.60	3.2	SR4	24/9/2014 22:56	28.70	82.1	5.50	2.7
SR4	24/9/2014 5:01	28.41	77.2	5.16	6.0	SR4	24/9/2014 11:01	28.51	79.5	5.32	4.4	SR4	24/9/2014 17:01	28.92	84.9	5.67	4.0	SR4	24/9/2014 23:01	28.68	81.6	5.47	2.6
SR4	24/9/2014 5:06	28.44	78.9	5.27	3.2	SR4	24/9/2014 11:06	28.52	79.8	5.34	4.1	SR4	24/9/2014 17:06	28.92	85.2	5.69	3.3	SR4	24/9/2014 23:06	28.69	82.0	5.50	2.8
SR4	24/9/2014 5:11	28.43	78.9	5.27	3.3	SR4	24/9/2014 11:11	28.53	80.1	5.36	3.7	SR4	24/9/2014 17:11	28.93	84.9	5.68	3.0	SR4	24/9/2014 23:11	28.68	81.8	5.49	2.7
SR4	24/9/2014 5:16	28.35	79.2	5.30	3.1	SR4	24/9/2014 11:16	28.53	79.0	5.28	2.9	SR4	24/9/2014 17:16	28.95	84.8	5.67	3.0	SR4	24/9/2014 23:16	28.68	82.6	5.52	3.0
SR4	24/9/2014 5:21	28.41	79.7	5.34	3.1	SR4	24/9/2014 11:21	28.54	79.8	5.34	3.0	SR4	24/9/2014 17:21	28.94	84.7	5.66	3.1	SR4	24/9/2014 23:21	28.67	82.8	5.56	2.7
SR4	24/9/2014 5:26	28.40	80.6	5.39	3.3	SR4	24/9/2014 11:26	28.56	81.5	5.45	4.1	SR4	24/9/2014 17:26	28.95	85.0	5.68	3.3	SR4	24/9/2014 23:26	28.66	82.7	5.55	2.8
SR4	24/9/2014 5:31	28.40	80.7	5.40	3.2	SR4	24/9/2014 11:31	28.57	81.8	5.47	5.5	SR4	24/9/2014 17:31	28.95	84.1	5.63	2.9	SR4	24/9/2014 23:31	28.66	83.0	5.58	2.5
SR4	24/9/2014 5:36	28.39	81.0	5.42	3.4	SR4	24/9/2014 11:36	28.58	82.0	5.49	3.5	SR4	24/9/2014 17:36	28.97	85.6	5.73	3.8	SR4	24/9/2014 23:36	28.68	82.8	5.56	2.5
SR4	24/9/2014 5:41	28.40	81.5	5.46	3.3	SR4	24/9/2014 11:41	28.59	82.1	5.49	3.1	SR4	24/9/2014 17:41	28.96	86.0	5.76	3.4	SR4	24/9/2014 23:41	28.67	82.8	5.57	2.5
SR4	24/9/2014 5:46	28.38	81.2	5.44	3.2	SR4	24/9/2014 11:46	28.64	82.6	5.52	3.7	SR4	24/9/2014 17:46	28.96	86.0	5.75	3.5	SR4	24/9/2014 23:46	28.72	83.1	5.56	2.6
SR4	24/9/2014 5:51	28.40	78.9	5.28	3.6	SR4	24/9/2014 11:51	28.66	82.3	5.50	3.5	SR4	24/9/2014 17:51	28.96	85.6	5.73	3.9	SR4	24/9/2014 23:51	28.76	83.0	5.56	2.7
SR4	24/9/2014 5:56	28.40	78.6	5.26	2.9	SR4	24/9/2014 11:56	28.68	82.6	5.52	3.1	SR4	24/9/2014 17:56	28.92	84.7	5.67	8.7	SR4	24/9/2014 23:56	28.83	82.6	5.53	2.6

Station	Timestamp	Temp (° C)	DO (%)	DO (mg/L)	Tur (NTU)	Station	Timestamp	Temp (° C)	DO (%)	DO (mg/L)	Tur (NTU)	Station	Timestamp	Temp (° C)	DO (%)	DO (mg/L)	Tur (NTU)	Station	Timestamp	Temp (°C)	DO (%)	DO (mg/L)	Tur (NTU)
SR5	24/9/2014 0:00	28.60	83.0	5.46	5.6	SR5	24/9/2014 6:00	28.68	85.6	5.69	3.0	SR5	24/9/2014 12:00	28.72	83.4	5.49	4.3	SR5	24/9/2014 18:00	29.00	90.7	6.03	3.9
SR5	24/9/2014 0:05	28.60	83.4	5.48	5.4	SR5	24/9/2014 6:05	28.69	85.8	5.71	3.6	SR5	24/9/2014 12:05	28.75	83.6	5.50	4.5	SR5	24/9/2014 18:05	28.96	89.2	5.93	4.1
SR5	24/9/2014 0:10	28.60	83.0	5.46	4.5	SR5	24/9/2014 6:10	28.69	87.1	5.78	3.6	SR5	24/9/2014 12:10	28.75	83.4	5.49	4.2	SR5	24/9/2014 18:10	28.94	89.1	5.92	3.6
SR5	24/9/2014 0:15	28.59	82.9	5.46	4.4	SR5	24/9/2014 6:15	28.69	87.0	5.77	3.9	SR5	24/9/2014 12:15	28.88	86.3	5.66	3.3	SR5	24/9/2014 18:15	28.93	88.6	5.89	3.4
SR5	24/9/2014 0:20	28.59	83.4	5.49	4.3	SR5	24/9/2014 6:20	28.68	86.6	5.75	3.8	SR5	24/9/2014 12:20	28.83	85.2	5.60	3.4	SR5	24/9/2014 18:20	28.96	88.3	5.87	3.2
SR5	24/9/2014 0:25	28.56	83.9	5.52	3.6	SR5	24/9/2014 6:25	28.66	85.1	5.65	4.1	SR5	24/9/2014 12:25	28.83	85.3	5.60	3.3	SR5	24/9/2014 18:25	28.93	88.4	5.87	3.5
SR5	24/9/2014 0:30	28.54	86.1	5.67	3.4	SR5	24/9/2014 6:30	28.66	85.6	5.68	4.2	SR5	24/9/2014 12:30	29.12	92.9	6.08	2.6	SR5	24/9/2014 18:30	28.90	88.7	5.89	4.1
SR5	24/9/2014 0:35	28.54	85.8	5.65	3.4	SR5	24/9/2014 6:35	28.67	85.9	5.69	4.3	SR5	24/9/2014 12:35	29.12	93.3	6.12	2.5	SR5	24/9/2014 18:35	28.91	87.5	5.81	3.5
SR5	24/9/2014 0:40	28.53	86.0	5.67	4.0	SR5	24/9/2014 6:40	28.66	85.0	5.63	5.6	SR5	24/9/2014 12:40	29.11	94.6	6.20	2.5	SR5	24/9/2014 18:40	28.90	86.7	5.76	3.6
SR5	24/9/2014 0:45	28.55	86.2	5.69	3.6	SR5	24/9/2014 6:45	28.65	85.4	5.66	6.1	SR5	24/9/2014 12:45	29.17	94.7	6.21	2.2	SR5	24/9/2014 18:45	28.87	86.8	5.76	5.5
SR5	24/9/2014 0:50	28.51	86.2	5.69	4.2	SR5	24/9/2014 6:50	28.65	84.9	5.62	5.3	SR5	24/9/2014 12:50	29.09	94.1	6.18	2.5	SR5	24/9/2014 18:50	28.85	86.2	5.72	5.9
SR5	24/9/2014 0:55	28.50	86.4	5.71	5.0	SR5	24/9/2014 6:55	28.63	83.7	5.53	5.5	SR5	24/9/2014 12:55	29.11	94.0	6.17	2.6	SR5	24/9/2014 18:55	28.82	85.6	5.67	6.8
SR5	24/9/2014 1:00	28.50	86.8	5.74	5.0	SR5	24/9/2014 7:00	28.61	83.7	5.53	6.3	SR5	24/9/2014 13:00	29.09	93.8	6.16	2.8	SR5	24/9/2014 19:00	28.83	85.4	5.66	6.7
SR5	24/9/2014 1:05	28.50	86.8	5.74	4.5	SR5	24/9/2014 7:05	28.61	82.8	5.47	6.2	SR5	24/9/2014 13:05	29.05	92.9	6.11	2.7	SR5	24/9/2014 19:05	28.88	84.3	5.59	4.9
SR5	24/9/2014 1:10	28.56	86.2	5.68	3.7	SR5	24/9/2014 7:10	28.60	82.2	5.42	6.4	SR5	24/9/2014 13:10	29.19	93.6	6.14	2.5	SR5	24/9/2014 19:10	28.82	84.5	5.59	5.7
SR5	24/9/2014 1:15	28.55	85.8	5.66	4.2	SR5	24/9/2014 7:15	28.60	81.9	5.40	6.0	SR5	24/9/2014 13:15	29.16	93.0	6.10	2.6	SR5	24/9/2014 19:15	28.81	84.4	5.59	6.3
SR5	24/9/2014 1:20	28.56	86.0	5.67	3.8	SR5	24/9/2014 7:20	28.58	81.7	**5.38**	6.1	SR5	24/9/2014 13:20	29.22	92.0	6.03	3.0	SR5	24/9/2014 19:20	28.80	83.8	5.54	5.7
SR5	24/9/2014 1:25	28.58	86.1	5.68	4.1	SR5	24/9/2014 7:25	28.58	81.5	**5.37**	6.5	SR5	24/9/2014 13:25	29.17	91.8	6.03	2.9	SR5	24/9/2014 19:25	28.80	83.5	5.52	6.0
SR5	24/9/2014 1:30	28.58	86.1	5.68	3.9	SR5	24/9/2014 7:30	28.57	81.1	**5.35**	5.4	SR5	24/9/2014 13:30	29.10	90.8	5.97	3.6	SR5	24/9/2014 19:30	28.79	83.0	5.49	6.4
SR5	24/9/2014 1:35	28.57	86.0	5.67	3.5	SR5	24/9/2014 7:35	28.57	81.0	**5.33**	6.1	SR5	24/9/2014 13:35	29.05	90.8	5.97	3.4	SR5	24/9/2014 19:35	28.78	82.5	5.45	6.1
SR5	24/9/2014 1:40	28.57	86.9	5.74	3.8	SR5	24/9/2014 7:40	28.56	80.7	**5.31**	6.6	SR5	24/9/2014 13:40	29.19	91.9	6.04	3.1	SR5	24/9/2014 19:40	28.78	81.7	5.40	6.0
SR5	24/9/2014 1:45	28.58	87.4	5.77	4.0	SR5	24/9/2014 7:45	28.56	80.6	**5.31**	7.6	SR5	24/9/2014 13:45	29.15	91.9	6.04	3.4	SR5	24/9/2014 19:45	28.77	82.2	5.43	5.8
SR5	24/9/2014 1:50	28.57	87.4	5.77	4.0	SR5	24/9/2014 7:50	28.55	80.5	**5.30**	**8.9**	SR5	24/9/2014 13:50	29.29	94.4	6.20	2.6	SR5	24/9/2014 19:50	28.75	81.6	5.39	6.5
SR5	24/9/2014 1:55	28.57	88.4	5.85	2.9	SR5	24/9/2014 7:55	28.55	80.5	**5.30**	**9.1**	SR5	24/9/2014 13:55	29.24	93.3	6.13	3.1	SR5	24/9/2014 19:55	28.75	81.3	**5.36**	6.2
SR5	24/9/2014 2:00	28.56	88.8	5.87	3.3	SR5	24/9/2014 8:00	28.56	80.4	**5.29**	7.6	SR5	24/9/2014 14:00	29.24	95.3	6.26	3.0	SR5	24/9/2014 20:00	28.72	81.3	**5.36**	7.4
SR5	24/9/2014 2:05	28.52	89.6	5.93	3.3	SR5	24/9/2014 8:05	28.56	79.9	**5.26**	7.0	SR5	24/9/2014 14:05	29.25	95.4	6.27	3.1	SR5	24/9/2014 20:05	28.72	81.1	**5.35**	7.5
SR5	24/9/2014 2:10	28.53	89.7	5.94	3.5	SR5	24/9/2014 8:10	28.56	79.9	**5.26**	7.0	SR5	24/9/2014 14:10	29.27	95.7	6.28	2.8	SR5	24/9/2014 20:10	28.72	81.0	**5.34**	6.8
SR5	24/9/2014 2:15	28.56	90.1	5.98	3.6	SR5	24/9/2014 8:15	28.54	79.2	**5.21**	7.9	SR5	24/9/2014 14:15	29.17	94.6	6.23	3.2	SR5	24/9/2014 20:15	28.72	80.8	**5.32**	7.1
SR5	24/9/2014 2:20	28.58	90.4	6.00	3.8	SR5	24/9/2014 8:20	28.54	79.3	**5.21**	**9.3**	SR5	24/9/2014 14:20	29.25	98.4	6.48	3.2	SR5	24/9/2014 20:20	28.72	80.7	**5.32**	7.9
SR5	24/9/2014 2:25	28.60	90.6	6.02	3.8	SR5	24/9/2014 8:25	28.56	79.0	**5.20**	7.5	SR5	24/9/2014 14:25	29.22	98.5	6.50	3.3	SR5	24/9/2014 20:25	28.72	80.6	**5.31**	7.4
SR5	24/9/2014 2:30	28.60	90.7	6.02	3.4	SR5	24/9/2014 8:30	28.55	78.8	**5.18**	**8.2**	SR5	24/9/2014 14:30	29.19	98.3	6.50	2.9	SR5	24/9/2014 20:30	28.71	80.4	**5.29**	7.7
SR5	24/9/2014 2:35	28.60	90.6	6.01	3.7	SR5	24/9/2014 8:35	28.55	78.5	**5.17**	**8.5**	SR5	24/9/2014 14:35	29.21	98.4	6.51	3.1	SR5	24/9/2014 20:35	28.71	80.4	**5.29**	7.5
SR5	24/9/2014 2:40	28.61	91.1	6.06	3.8	SR5	24/9/2014 8:40	28.55	78.5	**5.16**	7.1	SR5	24/9/2014 14:40	29.21	98.0	6.49	2.7	SR5	24/9/2014 20:40	28.71	79.8	**5.25**	7.9
SR5	24/9/2014 2:45	28.62	90.9	6.04	3.8	SR5	24/9/2014 8:45	28.56	78.1	**5.14**	6.9	SR5	24/9/2014 14:45	29.20	97.6	6.47	3.1	SR5	24/9/2014 20:45	28.70	80.0	**5.27**	**8.0**
SR5	24/9/2014 2:50	28.63	90.9	6.05	3.6	SR5	24/9/2014 8:50	28.55	78.1	**5.13**	7.4	SR5	24/9/2014 14:50	29.21	97.3	6.45	3.2	SR5	24/9/2014 20:50	28.70	79.4	**5.23**	7.5
SR5	24/9/2014 2:55	28.63	90.7	6.04	3.6	SR5	24/9/2014 8:55	28.55	77.9	**5.12**	6.5	SR5	24/9/2014 14:55	29.18	96.7	6.42	3.4	SR5	24/9/2014 20:55	28.70	79.5	**5.23**	7.6
SR5	24/9/2014 3:00	28.62	90.8	6.04	3.7	SR5	24/9/2014 9:00	28.54	78.0	**5.12**	7.7	SR5	24/9/2014 15:00	29.17	96.2	6.38	3.5	SR5	24/9/2014 21:00	28.69	79.3	**5.21**	**8.7**
SR5	24/9/2014 3:05	28.65	90.9	6.05	3.6	SR5	24/9/2014 9:05	28.55	77.6	**5.10**	7.3	SR5	24/9/2014 15:05	29.17	95.9	6.36	3.5	SR5	24/9/2014 21:05	28.69	79.5	**5.23**	**8.7**
SR5	24/9/2014 3:10	28.64	90.6	6.04	3.9	SR5	24/9/2014 9:10	28.56	77.3	**5.08**	6.7	SR5	24/9/2014 15:10	29.15	95.4	6.33	3.8	SR5	24/9/2014 21:10	28.69	78.7	**5.17**	**8.3**
SR5	24/9/2014 3:15	28.67	90.7	6.04	3.9	SR5	24/9/2014 9:15	28.55	77.7	**5.10**	7.0	SR5	24/9/2014 15:15	29.13	95.2	6.32	3.4	SR5	24/9/2014 21:15	28.69	78.2	**5.14**	**8.2**
SR5	24/9/2014 3:20	28.67	90.6	6.03	4.0	SR5	24/9/2014 9:20	28.54	77.7	**5.10**	6.9	SR5	24/9/2014 15:20	29.13	94.8	6.29	3.4	SR5	24/9/2014 21:20	28.69	77.3	**5.08**	7.8
SR5	24/9/2014 3:25	28.70	90.6	6.03	4.1	SR5	24/9/2014 9:25	28.54	77.8	**5.10**	6.9	SR5	24/9/2014 15:25	29.10	94.6	6.28	3.3	SR5	24/9/2014 21:25	28.68	77.4	**5.09**	**8.6**
SR5	24/9/2014 3:30	28.70	90.4	6.01	3.9	SR5	24/9/2014 9:30	28.54	77.5	**5.09**	7.4	SR5	24/9/2014 15:30	29.10	94.4	6.27	3.4	SR5	24/9/2014 21:30	28.69	77.1	**5.07**	7.5
SR5	24/9/2014 3:35	28.69	90.0	5.99	3.9	SR5	24/9/2014 9:35	28.54	77.4	**5.08**	6.5	SR5	24/9/2014 15:35	29.08	94.3	6.27	3.5	SR5	24/9/2014 21:35	28.68	79.3	**5.22**	6.9
SR5	24/9/2014 3:40	28.70	89.9	5.98	3.8	SR5	24/9/2014 9:40	28.54	77.7	**5.10**	6.6	SR5	24/9/2014 15:40	29.09	93.9	6.23	3.4	SR5	24/9/2014 21:40	28.68	79.0	**5.20**	7.5
SR5	24/9/2014 3:45	28.71	90.0	5.99	4.3	SR5	24/9/2014 9:45	28.55	77.9	**5.11**	6.0	SR5	24/9/2014 15:45	29.09	93.7	6.22	3.3	SR5	24/9/2014 21:45	28.68	78.8	**5.18**	6.9
SR5	24/9/2014 3:50	28.71	90.3	6.01	4.4	SR5	24/9/2014 9:50	28.54	78.0	**5.12**	6.9	SR5	24/9/2014 15:50	29.07	93.4	6.20	3.8	SR5	24/9/2014 21:50	28.68	76.9	**5.06**	**8.1**
SR5	24/9/2014 3:55	28.72	89.3	5.94	4.3	SR5	24/9/2014 9:55	28.54	77.9	**5.11**	5.8	SR5	24/9/2014 15:55	29.07	93.0	6.18	3.5	SR5	24/9/2014 21:55	28.68	76.8	**5.05**	7.8
SR5	24/9/2014 4:00	28.72	88.9	5.91	3.9	SR5	24/9/2014 10:00	28.54	77.7	**5.10**	6.6	SR5	24/9/2014 16:00	29.10	92.2	6.12	4.1	SR5	24/9/2014 22:00	28.67	77.9	**5.12**	7.2
SR5	24/9/2014 4:05	28.71	89.9	5.98	4.2	SR5	24/9/2014 10:05	28.55	76.6	**5.03**	6.3	SR5	24/9/2014 16:05	29.09	93.0	6.17	4.4	SR5	24/9/2014 22:05	28.67	78.2	**5.14**	7.8
SR5	24/9/2014 4:10	28.69	90.3	6.02	3.8	SR5	24/9/2014 10:10	28.55	75.3	**4.94**	7.0	SR5	24/9/2014 16:10	29.07	93.3	6.20	3.8	SR5	24/9/2014 22:10	28.67	78.0	**5.13**	7.6
SR5	24/9/2014 4:15	28.69	89.9	5.98	3.9	SR5	24/9/2014 10:15	28.56	77.4	**5.07**	5.6	SR5	24/9/2014 16:15	29.11	93.4	6.20	3.4	SR5	24/9/2014 22:15	28.67	77.9	**5.12**	7.1
SR5	24/9/2014 4:20	28.69	89.8	5.98	3.7	SR5	24/9/2014 10:20	28.67	81.1	**5.32**	5.4	SR5	24/9/2014 16:20	29.11	93.4	6.20	4.0	SR5	24/9/2014 22:20	28.67	76.3	**5.01**	7.2
SR5	24/9/2014 4:25	28.66	89.0	5.93	3.6	SR5	24/9/2014 10:25	28.68	81.9	**5.37**	5.3	SR5	24/9/2014 16:25	29.11	89.3	5.93	3.2	SR5	24/9/2014 22:25	28.66	79.1	**5.20**	7.2
SR5	24/9/2014 4:30	28.69	88.8	5.91	3.7	SR5	24/9/2014 10:30	28.61	81.4	**5.35**	6.2	SR5	24/9/2014 16:30	29.09	92.4	6.14	4.0	SR5	24/9/2014 22:30	28.66	80.9	**5.33**	6.4
SR5	24/9/2014 4:35	28.67	89.2	5.94	3.4	SR5	24/9/2014 10:35	28.64	81.3	**5.34**	5.7	SR5	24/9/2014 16:35	29.07	92.9	6.17	4.4	SR5	24/9/2014 22:35	28.69	82.1	5.41	7.2
SR5	24/9/2014 4:40	28.70	87.6	5.83	3.7	SR5	24/9/2014 10:40	28.63	81.2	**5.34**	5.6	SR5	24/9/2014 16:40	29.08	92.6	6.14	3.3	SR5	24/9/2014 22:40	28.68	82.0	5.40	7.5
SR5	24/9/2014 4:45	28.69	86.9	5.78	3.6	SR5	24/9/2014 10:45	28.64	80.8	**5.31**	5.3	SR5	24/9/2014 16:45	29.08	92.4	6.13	4.0	SR5	24/9/2014 22:45	28.68	81.3	**5.36**	7.5
SR5	24/9/2014 4:50	28.70	86.2	5.74	4.1	SR5	24/9/2014 10:50	28.65	80.8	**5.31**	5.4	SR5	24/9/2014 16:50	29.08	92.3	6.13	3.7	SR5	24/9/2014 22:50	28.68	80.6	**5.31**	6.7
SR5	24/9/2014 4:55	28.70	88.6	5.90	3.6	SR5	24/9/2014 10:55	28.71	82.8	5.44	5.6	SR5	24/9/2014 16:55	29.06	92.8	6.16	4.1	SR5	24/9/2014 22:55	28.67	81.4	**5.36**	7.3
SR5	24/9/2014 5:00	28.70	88.1	5.86	3.8	SR5	24/9/2014 11:00	28.68	82.4	5.41	5.9	SR5	24/9/2014 17:00	29.06	91.9	6.10	4.9	SR5	24/9/2014 23:00	28.67	81.2	**5.35**	7.3
SR5	24/9/2014 5:05	28.70	86.9	5.78	3.3	SR5	24/9/2014 11:05	28.68	82.1	5.40	5.9	SR5	24/9/2014 17:05	29.07	92.0	6.10	4.7	SR5	24/9/2014 23:05	28.66	80.5	**5.31**	5.9
SR5	24/9/2014 5:10	28.72	87.9	5.85	3.5	SR5	24/9/2014 11:10	28.71	82.7	5.43	5.6	SR5	24/9/2014 17:10	29.07	91.7	6.09	5.0	SR5	24/9/2014 23:10	28.67	79.9	**5.27**	6.7
SR5	24/9/2014 5:15	28.71	86.9	5.78	3.3	SR5	24/9/2014 11:15	28.68	82.3	5.41	7.0	SR5	24/9/2014 17:15	29.07	91.8	6.09	4.5	SR5	24/9/2014 23:15	28.67	81.2	**5.35**	**9.6**
SR5	24/9/2014 5:20	28.72	88.2	5.86	3.2	SR5	24/9/2014 11:20	28.70	82.6	5.43	6.1	SR5	24/9/2014 17:20	29.07	91.3	6.06	4.5	SR5	24/9/2014 23:20	28.67	81.4	**5.37**	7.8
SR5	24/9/2014 5:25	28.69	86.7	5.77	3.4	SR5	24/9/2014 11:25	28.69	82.5	5.42	6.1	SR5	24/9/2014 17:25	29.08	90.6	6.01	3.8	SR5	24/9/2014 23:25	28.68	82.6	5.45	6.9
SR5	24/9/2014 5:30	28.68	85.8	5.71	3.8	SR5	24/9/2014 11:30	28.74	83.0	5.46	4.8	SR5	24/9/2014 17:30	29.09	91.2	6.05	3.6	SR5	24/9/2014 23:30	28.68	82.2	5.43	6.8
SR5	24/9/2014 5:35	28.68	86.1	5.73	3.3	SR5	24/9/2014 11:35	28.71	83.1	5.46	5.4	SR5	24/9/2014 17:35	29.09	90.1	5.98	3.7	SR5	24/9/2014 23:35	28.68	82.2	5.42	7.4
SR5	24/9/2014 5:40	28.68	86.0	5.73	3.6	SR5	24/9/2014 11:40	28.72	82.9	5.45	5.5	SR5	24/9/2014 17:40	29.08	89.6	5.95	3.4	SR5	24/9/2014 23:40	28.68	82.3	5.44	5.4
SR5	24/9/2014 5:45	28.67	86.8	5.78	3.8	SR5	24/9/2014 11:45	28.73	83.5	5.49	5.1	SR5	24/9/2014 17:45	29.08	89.5	5.94	3.4	SR5	24/9/2014 23:45	28.69	82.2	5.43	5.1
SR5	24/9/2014 5:50	28.67	87.0	5.80	3.8	SR5	24/9/2014 11:50	28.78	84.5	5.55	3.9	SR5	24/9/2014 17:50	29.04	89.7	5.96	3.1	SR5	24/9/2014 23:50	28.70	82.2	5.43	4.9
SR5	24/9/2014 5:55	28.69	87.7	5.83	4.1	SR5	24/9/2014 11:55	28.74	83.7	5.50	4.2	SR5	24/9/2014 17:55	29.00	90.4	6.00	3.7	SR5	24/9/2014 23:55	28.70	82.2	5.43	5.6

Station	Timestamp	Temp (° C)	DO (%)	DO (mg/L)	Tur (NTU)	Station	Timestamp	Temp (° C)	DO (%)	DO (mg/L)	Tur (NTU)	Station	Timestamp	Temp (° C)	DO (%)	DO (mg/L)	Tur (NTU)	Station	Timestamp	Temp (°C)	DO (%)	DO (mg/L)	Tur (NTU)
SR9	24/9/2014 0:00	28.88	125.5	8.36	2.6	SR9	24/9/2014 6:00	28.54	101.3	6.87	2.6	SR9	24/9/2014 12:00	29.12	137.9	9.16	2.9	SR9	24/9/2014 18:00	29.38	160.9	10.69	4.0
SR9	24/9/2014 0:05	28.88	125.4	8.34	2.5	SR9	24/9/2014 6:05	28.53	101.7	6.87	3.0	SR9	24/9/2014 12:05	29.17	138.0	9.16	2.5	SR9	24/9/2014 18:05	29.37	159.3	10.59	3.7
SR9	24/9/2014 0:10	28.85	124.3	8.29	2.3	SR9	24/9/2014 6:10	28.52	101.6	6.86	2.3	SR9	24/9/2014 12:10	29.22	139.2	9.23	3.5	SR9	24/9/2014 18:10	29.36	159.2	10.59	3.6
SR9	24/9/2014 0:15	28.89	125.3	8.37	2.6	SR9	24/9/2014 6:15	28.50	101.5	6.82	2.7	SR9	24/9/2014 12:15	29.08	142.4	9.47	2.5	SR9	24/9/2014 18:15	29.34	157.3	10.47	3.5
SR9	24/9/2014 0:20	28.85	125.5	8.35	2.5	SR9	24/9/2014 6:20	28.49	101.3	6.81	2.2	SR9	24/9/2014 12:20	29.10	146.3	9.73	2.4	SR9	24/9/2014 18:20	29.33	156.7	10.43	3.9
SR9	24/9/2014 0:25	28.85	124.6	8.33	2.7	SR9	24/9/2014 6:25	28.48	101.2	6.80	2.3	SR9	24/9/2014 12:25	29.10	145.4	9.67	2.3	SR9	24/9/2014 18:25	29.32	154.4	10.30	3.9
SR9	24/9/2014 0:30	28.84	125.5	8.40	2.7	SR9	24/9/2014 6:30	28.49	100.6	6.76	2.4	SR9	24/9/2014 12:30	29.13	151.5	10.07	4.2	SR9	24/9/2014 18:30	29.30	153.9	10.22	3.0
SR9	24/9/2014 0:35	28.84	125.2	8.39	**5.4**	SR9	24/9/2014 6:35	28.49	99.7	6.70	2.3	SR9	24/9/2014 12:35	29.19	152.5	10.14	2.7	SR9	24/9/2014 18:35	29.29	154.1	10.25	3.0
SR9	24/9/2014 0:40	28.83	124.7	8.30	**7.0**	SR9	24/9/2014 6:40	28.48	99.7	6.71	2.5	SR9	24/9/2014 12:40	29.34	152.6	10.11	2.6	SR9	24/9/2014 18:40	29.30	146.7	9.74	3.6
SR9	24/9/2014 0:45	28.81	124.0	8.30	3.2	SR9	24/9/2014 6:45	28.48	99.7	6.71	2.4	SR9	24/9/2014 12:45	29.12	148.9	9.92	3.6	SR9	24/9/2014 18:45	29.23	139.5	9.28	3.7
SR9	24/9/2014 0:50	28.82	123.6	8.23	2.8	SR9	24/9/2014 6:50	28.47	100.0	6.73	2.2	SR9	24/9/2014 12:50	29.22	152.5	10.14	**9.7**	SR9	24/9/2014 18:50	29.25	140.9	9.36	3.7
SR9	24/9/2014 0:55	28.83	122.6	8.20	4.2	SR9	24/9/2014 6:55	28.47	98.7	6.64	2.4	SR9	24/9/2014 12:55	29.42	150.9	9.98	3.0	SR9	24/9/2014 18:55	29.26	143.0	9.49	3.7
SR9	24/9/2014 1:00	28.83	122.2	8.11	4.5	SR9	24/9/2014 7:00	28.47	99.1	6.68	2.2	SR9	24/9/2014 13:00	29.26	151.2	10.02	2.7	SR9	24/9/2014 19:00	29.25	135.6	9.00	3.5
SR9	24/9/2014 1:05	28.82	121.6	8.10	**9.7**	SR9	24/9/2014 7:05	28.47	100.1	6.73	2.3	SR9	24/9/2014 13:05	29.15	149.9	9.96	3.1	SR9	24/9/2014 19:05	29.24	138.9	9.22	3.4
SR9	24/9/2014 1:10	28.82	121.0	8.09	2.9	SR9	24/9/2014 7:10	28.47	99.6	6.69	2.3	SR9	24/9/2014 13:10	29.21	151.2	10.04	3.6	SR9	24/9/2014 19:10	29.24	144.5	9.58	3.0
SR9	24/9/2014 1:15	28.82	120.7	8.01	2.6	SR9	24/9/2014 7:15	28.48	99.7	6.69	2.4	SR9	24/9/2014 13:15	29.23	153.9	10.21	2.8	SR9	24/9/2014 19:15	29.18	140.1	9.30	3.2
SR9	24/9/2014 1:20	28.82	120.5	8.04	3.5	SR9	24/9/2014 7:20	28.48	97.8	6.55	2.4	SR9	24/9/2014 13:20	29.07	148.2	9.87	4.5	SR9	24/9/2014 19:20	29.19	139.0	9.31	3.3
SR9	24/9/2014 1:25	28.82	119.5	8.01	2.7	SR9	24/9/2014 7:25	28.49	98.3	6.60	2.6	SR9	24/9/2014 13:25	29.06	144.2	9.60	2.4	SR9	24/9/2014 19:25	29.09	136.8	9.15	3.1
SR9	24/9/2014 1:30	28.76	119.0	7.95	2.6	SR9	24/9/2014 7:30	28.49	98.3	6.59	2.5	SR9	24/9/2014 13:30	29.07	144.2	9.59	2.6	SR9	24/9/2014 19:30	29.05	133.4	8.92	3.0
SR9	24/9/2014 1:35	28.78	117.9	7.82	2.8	SR9	24/9/2014 7:35	28.51	96.8	6.50	2.6	SR9	24/9/2014 13:35	29.14	148.0	9.84	3.2	SR9	24/9/2014 19:35	29.03	128.3	8.59	2.8
SR9	24/9/2014 1:40	28.72	117.6	7.80	2.6	SR9	24/9/2014 7:40	28.51	96.4	6.47	2.6	SR9	24/9/2014 13:40	29.15	148.6	9.87	3.6	SR9	24/9/2014 19:40	28.96	119.4	8.03	3.7
SR9	24/9/2014 1:45	28.73	117.3	7.79	2.6	SR9	24/9/2014 7:45	28.50	96.0	6.44	2.4	SR9	24/9/2014 13:45	29.15	148.9	9.91	3.5	SR9	24/9/2014 19:45	28.97	118.7	7.97	4.1
SR9	24/9/2014 1:50	28.78	116.8	7.76	2.6	SR9	24/9/2014 7:50	28.52	96.6	6.48	2.8	SR9	24/9/2014 13:50	29.25	153.1	10.17	3.1	SR9	24/9/2014 19:50	28.91	114.5	7.72	**5.3**
SR9	24/9/2014 1:55	28.79	116.1	7.70	2.7	SR9	24/9/2014 7:55	28.52	97.2	6.52	3.1	SR9	24/9/2014 13:55	29.27	151.6	10.07	**12.4**	SR9	24/9/2014 19:55	28.91	112.4	7.55	**4.8**
SR9	24/9/2014 2:00	28.75	116.4	7.73	2.6	SR9	24/9/2014 8:00	28.53	96.0	6.44	3.0	SR9	24/9/2014 14:00	29.03	138.6	9.24	**8.5**	SR9	24/9/2014 20:00	28.91	113.5	7.62	4.7
SR9	24/9/2014 2:05	28.63	116.3	7.75	3.0	SR9	24/9/2014 8:05	28.52	94.5	6.34	3.5	SR9	24/9/2014 14:05	29.13	146.6	9.77	2.8	SR9	24/9/2014 20:05	28.96	113.0	7.55	4.6
SR9	24/9/2014 2:10	28.64	115.0	7.66	2.8	SR9	24/9/2014 8:10	28.51	96.1	6.46	2.6	SR9	24/9/2014 14:10	29.13	146.1	9.72	3.3	SR9	24/9/2014 20:10	29.00	120.9	8.07	3.5
SR9	24/9/2014 2:15	28.75	115.6	7.67	2.8	SR9	24/9/2014 8:15	28.51	96.7	6.50	2.7	SR9	24/9/2014 14:15	29.09	148.0	9.85	3.1	SR9	24/9/2014 20:15	28.94	118.3	7.93	4.2
SR9	24/9/2014 2:20	28.68	113.8	7.56	2.7	SR9	24/9/2014 8:20	28.51	98.7	6.63	2.9	SR9	24/9/2014 14:20	29.10	151.7	10.10	3.3	SR9	24/9/2014 20:20	28.97	121.2	8.12	3.9
SR9	24/9/2014 2:25	28.58	111.3	7.42	2.7	SR9	24/9/2014 8:25	28.52	97.9	6.59	2.6	SR9	24/9/2014 14:25	29.11	149.3	9.95	2.8	SR9	24/9/2014 20:25	28.97	122.5	8.20	3.6
SR9	24/9/2014 2:30	28.67	108.8	7.23	2.6	SR9	24/9/2014 8:30	28.53	95.6	6.43	3.1	SR9	24/9/2014 14:30	29.07	144.4	9.63	3.0	SR9	24/9/2014 20:30	28.97	122.3	8.19	3.5
SR9	24/9/2014 2:35	28.69	107.0	7.13	2.8	SR9	24/9/2014 8:35	28.53	96.6	6.49	3.2	SR9	24/9/2014 14:35	29.17	153.0	10.20	2.9	SR9	24/9/2014 20:35	28.98	122.5	8.21	3.3
SR9	24/9/2014 2:40	28.67	105.8	7.06	2.7	SR9	24/9/2014 8:40	28.53	95.7	6.46	4.7	SR9	24/9/2014 14:40	29.18	151.2	10.08	4.2	SR9	24/9/2014 20:40	29.00	123.7	8.30	3.6
SR9	24/9/2014 2:45	28.67	105.2	7.02	2.6	SR9	24/9/2014 8:45	28.53	99.1	6.69	3.0	SR9	24/9/2014 14:45	29.10	146.7	9.79	2.9	SR9	24/9/2014 20:45	28.98	123.5	8.27	3.4
SR9	24/9/2014 2:50	28.66	106.3	7.10	2.7	SR9	24/9/2014 8:50	28.53	99.4	6.68	2.7	SR9	24/9/2014 14:50	29.23	152.9	10.19	2.6	SR9	24/9/2014 20:50	28.94	120.2	8.06	4.1
SR9	24/9/2014 2:55	28.67	106.4	7.10	2.7	SR9	24/9/2014 8:55	28.54	100.2	6.74	2.5	SR9	24/9/2014 14:55	29.17	150.6	10.03	2.7	SR9	24/9/2014 20:55	28.98	122.7	8.20	3.2
SR9	24/9/2014 3:00	28.65	107.3	7.13	2.6	SR9	24/9/2014 9:00	28.54	104.1	6.98	2.4	SR9	24/9/2014 15:00	29.08	142.9	9.55	3.0	SR9	24/9/2014 21:00	28.99	124.1	8.28	3.1
SR9	24/9/2014 3:05	28.64	107.1	7.14	2.7	SR9	24/9/2014 9:05	28.56	106.0	7.13	2.4	SR9	24/9/2014 15:05	29.15	150.1	10.00	3.1	SR9	24/9/2014 21:05	28.99	127.0	8.49	3.3
SR9	24/9/2014 3:10	28.65	106.8	7.25	3.5	SR9	24/9/2014 9:10	28.58	106.3	7.16	2.4	SR9	24/9/2014 15:10	29.11	144.5	9.61	2.9	SR9	24/9/2014 21:10	29.01	126.6	8.48	3.1
SR9	24/9/2014 3:15	28.67	105.8	7.14	2.6	SR9	24/9/2014 9:15	28.57	105.1	7.09	2.8	SR9	24/9/2014 15:15	28.94	130.0	8.69	3.2	SR9	24/9/2014 21:15	28.97	120.0	8.03	4.0
SR9	24/9/2014 3:20	28.77	105.8	7.05	**11.1**	SR9	24/9/2014 9:20	28.60	108.2	7.28	2.4	SR9	24/9/2014 15:20	29.12	146.4	9.73	2.9	SR9	24/9/2014 21:20	28.94	115.3	7.74	4.1
SR9	24/9/2014 3:25	28.77	107.3	7.19	4.5	SR9	24/9/2014 9:25	28.61	108.9	7.33	2.3	SR9	24/9/2014 15:25	29.11	153.8	10.24	3.0	SR9	24/9/2014 21:25	28.96	116.0	7.78	4.2
SR9	24/9/2014 3:30	28.78	105.9	7.13	2.9	SR9	24/9/2014 9:30	28.65	111.2	7.49	2.1	SR9	24/9/2014 15:30	29.39	170.3	11.28	2.6	SR9	24/9/2014 21:30	28.96	115.9	7.81	4.1
SR9	24/9/2014 3:35	28.66	110.0	7.46	2.5	SR9	24/9/2014 9:35	28.66	112.5	7.56	2.0	SR9	24/9/2014 15:35	29.26	163.3	10.86	2.5	SR9	24/9/2014 21:35	28.97	117.6	7.92	4.4
SR9	24/9/2014 3:40	28.63	110.7	7.51	2.3	SR9	24/9/2014 9:40	28.65	111.7	7.52	2.1	SR9	24/9/2014 15:40	29.23	162.4	10.79	2.4	SR9	24/9/2014 21:40	28.96	119.7	8.12	4.1
SR9	24/9/2014 3:45	28.72	105.2	7.10	2.7	SR9	24/9/2014 9:45	28.65	108.6	7.31	2.4	SR9	24/9/2014 15:45	29.14	158.5	10.56	3.4	SR9	24/9/2014 21:45	28.92	118.8	8.04	3.8
SR9	24/9/2014 3:50	28.71	108.4	7.30	2.8	SR9	24/9/2014 9:50	28.65	111.1	7.47	2.2	SR9	24/9/2014 15:50	29.16	159.6	10.62	2.7	SR9	24/9/2014 21:50	28.92	115.1	7.85	4.5
SR9	24/9/2014 3:55	28.69	108.4	7.33	2.6	SR9	24/9/2014 9:55	28.70	112.4	7.54	2.2	SR9	24/9/2014 15:55	29.07	151.5	10.10	2.8	SR9	24/9/2014 21:55	28.90	114.3	7.79	4.5
SR9	24/9/2014 4:00	28.61	111.4	7.50	2.8	SR9	24/9/2014 10:00	28.66	114.1	7.66	2.3	SR9	24/9/2014 16:00	29.21	157.3	10.47	2.9	SR9	24/9/2014 22:00	28.88	115.0	7.88	4.0
SR9	24/9/2014 4:05	28.63	109.6	7.40	3.3	SR9	24/9/2014 10:05	28.68	116.1	7.79	2.2	SR9	24/9/2014 16:05	29.29	151.6	10.10	**5.3**	SR9	24/9/2014 22:05	28.79	108.3	7.35	3.4
SR9	24/9/2014 4:10	28.64	106.7	7.23	2.6	SR9	24/9/2014 10:10	28.70	116.3	7.82	2.3	SR9	24/9/2014 16:10	29.15	161.2	10.76	4.3	SR9	24/9/2014 22:10	28.74	104.5	7.11	3.6
SR9	24/9/2014 4:15	28.63	106.2	7.12	2.2	SR9	24/9/2014 10:15	28.81	117.3	7.88	2.2	SR9	24/9/2014 16:15	29.09	170.6	11.42	3.2	SR9	24/9/2014 22:15	28.75	103.6	7.08	3.5
SR9	24/9/2014 4:20	28.66	106.5	7.20	2.5	SR9	24/9/2014 10:20	28.72	118.9	7.99	2.3	SR9	24/9/2014 16:20	29.27	179.0	11.95	2.9	SR9	24/9/2014 22:20	28.75	102.5	6.99	3.5
SR9	24/9/2014 4:25	28.66	105.7	7.13	2.4	SR9	24/9/2014 10:25	28.74	119.0	8.00	2.3	SR9	24/9/2014 16:25	29.07	165.7	11.10	3.0	SR9	24/9/2014 22:25	28.70	101.2	6.89	3.5
SR9	24/9/2014 4:30	28.71	101.2	6.83	2.8	SR9	24/9/2014 10:30	28.82	120.8	8.15	2.1	SR9	24/9/2014 16:30	29.03	155.5	10.43	3.4	SR9	24/9/2014 22:30	28.69	101.7	6.92	3.8
SR9	24/9/2014 4:35	28.67	102.5	6.87	2.6	SR9	24/9/2014 10:35	28.84	123.3	8.30	2.3	SR9	24/9/2014 16:35	29.02	161.7	10.83	2.7	SR9	24/9/2014 22:35	28.70	101.3	6.92	4.1
SR9	24/9/2014 4:40	28.65	104.3	6.99	3.2	SR9	24/9/2014 10:40	28.89	125.3	8.42	2.1	SR9	24/9/2014 16:40	29.27	169.6	11.29	2.9	SR9	24/9/2014 22:40	28.70	100.9	6.84	4.4
SR9	24/9/2014 4:45	28.64	103.3	6.96	3.0	SR9	24/9/2014 10:45	28.90	126.1	8.48	2.1	SR9	24/9/2014 16:45	29.26	165.0	11.01	3.3	SR9	24/9/2014 22:45	28.71	104.5	7.15	3.9
SR9	24/9/2014 4:50	28.63	102.8	6.93	2.5	SR9	24/9/2014 10:50	28.95	128.2	8.65	2.4	SR9	24/9/2014 16:50	29.29	158.4	10.51	3.7	SR9	24/9/2014 22:50	28.70	102.4	7.02	4.4
SR9	24/9/2014 4:55	28.66	102.2	6.85	3.0	SR9	24/9/2014 10:55	28.92	129.6	8.71	2.3	SR9	24/9/2014 16:55	29.34	167.3	11.10	3.4	SR9	24/9/2014 22:55	28.69	102.7	7.05	4.5
SR9	24/9/2014 5:00	28.64	102.8	6.93	2.6	SR9	24/9/2014 11:00	28.82	128.5	8.64	2.4	SR9	24/9/2014 17:00	29.45	176.6	11.72	3.1	SR9	24/9/2014 23:00	28.69	102.3	7.04	4.2
SR9	24/9/2014 5:05	28.64	99.5	6.71	3.5	SR9	24/9/2014 11:05	28.83	127.6	8.56	3.9	SR9	24/9/2014 17:05	29.39	171.1	11.35	2.9	SR9	24/9/2014 23:05	28.69	101.3	6.96	4.2
SR9	24/9/2014 5:10	28.64	98.7	6.65	3.0	SR9	24/9/2014 11:10	28.89	123.0	8.22	2.6	SR9	24/9/2014 17:10	29.31	162.3	10.78	**6.2**	SR9	24/9/2014 23:10	28.70	101.4	6.97	4.1
SR9	24/9/2014 5:15	28.64	102.5	6.92	2.7	SR9	24/9/2014 11:15	28.82	127.5	8.57	3.1	SR9	24/9/2014 17:15	29.25	153.5	10.25	4.1	SR9	24/9/2014 23:15	28.69	100.4	6.76	4.2
SR9	24/9/2014 5:20	28.64	102.4	6.92	2.8	SR9	24/9/2014 11:20	28.96	130.2	8.74	2.4	SR9	24/9/2014 17:20	29.37	164.9	10.92	3.5	SR9	24/9/2014 23:20	28.66	99.3	6.69	4.3
SR9	24/9/2014 5:25	28.63	101.8	6.87	2.8	SR9	24/9/2014 11:25	28.92	131.8	8.87	3.8	SR9	24/9/2014 17:25	29.36	157.5	10.45	3.6	SR9	24/9/2014 23:25	28.70	102.3	6.86	3.8
SR9	24/9/2014 5:30	28.62	99.7	6.73	3.1	SR9	24/9/2014 11:30	29.10	130.3	8.69	2.2	SR9	24/9/2014 17:30	29.36	160.0	10.61	4.0	SR9	24/9/2014 23:30	28.71	104.3	7.18	3.6
SR9	24/9/2014 5:35	28.59	99.0	6.73	3.0	SR9	24/9/2014 11:35	28.83	126.0	8.44	2.5	SR9	24/9/2014 17:35	29.40	164.3	10.86	3.7	SR9	24/9/2014 23:35	28.72	119.9	8.27	2.6
SR9	24/9/2014 5:40	28.59	100.3	6.74	2.6	SR9	24/9/2014 11:40	28.92	128.1	8.54	2.5	SR9	24/9/2014 17:40	29.34	152.1	10.11	4.1	SR9	24/9/2014 23:40	28.77	122.5	8.37	2.3
SR9	24/9/2014 5:45	28.59	100.7	6.79	2.4	SR9	24/9/2014 11:45	29.17	133.3	8.86	2.4	SR9	24/9/2014 17:45	29.38	157.9	10.51	3.6	SR9	24/9/2014 23:45	28.81	125.7	8.53	2.8
SR9	24/9/2014 5:50	28.58	100.8	6.81	3.1	SR9	24/9/2014 11:50	29.04	135.0	9.01	2.4	SR9	24/9/2014 17:50	29.42	164.7	10.96	3.3	SR9	24/9/2014 23:50	28.86	136.7	9.29	2.1
SR9	24/9/2014 5:55	28.56	101.4	6.88	3.0	SR9	24/9/2014 11:55	29.19	135.0	8.96	2.8	SR9	24/9/2014 17:55	29.36	158.6	10.53	3.5	SR9	24/9/2014 23:55	28.88	139.7	9.50	1.5

Station	Timestamp	Temp (° C)	DO (%)	DO (mg/L)	Tur (NTU)	Station	Timestamp	Temp (° C)	DO (%)	DO (mg/L)	Tur (NTU)	Station	Timestamp	Temp (° C)	DO (%)	DO (mg/L)	Tur (NTU)	Station	Timestamp	Temp (°C)	DO (%)	DO (mg/L)	Tur (NTU)
SR10	24/9/2014 0:00	28.53	80.1	**5.31**	2.8	SR10	24/9/2014 6:00	28.44	76.9	**5.15**	3.2	SR10	24/9/2014 12:00	28.65	72.7	**4.83**	2.0	SR10	24/9/2014 18:00	28.88	76.6	**5.10**	3.1
SR10	24/9/2014 0:05	28.57	79.8	**5.29**	2.8	SR10	24/9/2014 6:05	28.45	76.9	**5.14**	3.4	SR10	24/9/2014 12:05	28.68	70.5	**4.68**	1.9	SR10	24/9/2014 18:05	28.87	76.6	**5.09**	3.6
SR10	24/9/2014 0:10	28.54	80.8	**5.36**	2.7	SR10	24/9/2014 6:10	28.44	76.8	**5.13**	3.0	SR10	24/9/2014 12:10	29.19	79.2	**5.22**	1.9	SR10	24/9/2014 18:10	28.86	73.4	**4.89**	3.3
SR10	24/9/2014 0:15	28.54	80.4	**5.33**	3.0	SR10	24/9/2014 6:15	28.41	76.9	**5.14**	2.9	SR10	24/9/2014 12:15	29.16	80.1	**5.28**	1.8	SR10	24/9/2014 18:15	28.84	79.6	**5.30**	2.7
SR10	24/9/2014 0:20	28.55	80.3	**5.32**	2.8	SR10	24/9/2014 6:20	28.45	77.1	**5.15**	**9.5**	SR10	24/9/2014 12:20	29.18	81.1	**5.34**	1.9	SR10	24/9/2014 18:20	28.83	77.8	**5.18**	2.5
SR10	24/9/2014 0:25	28.59	77.1	**5.11**	2.8	SR10	24/9/2014 6:25	28.46	76.5	**5.11**	3.8	SR10	24/9/2014 12:25	29.06	80.7	**5.33**	2.2	SR10	24/9/2014 18:25	28.84	79.6	**5.29**	2.8
SR10	24/9/2014 0:30	28.56	79.5	**5.28**	3.0	SR10	24/9/2014 6:30	28.44	75.5	**5.04**	2.5	SR10	24/9/2014 12:30	29.19	81.4	**5.37**	2.0	SR10	24/9/2014 18:30	28.82	80.6	**5.36**	2.6
SR10	24/9/2014 0:35	28.55	80.2	**5.32**	2.8	SR10	24/9/2014 6:35	28.44	75.0	**5.01**	2.5	SR10	24/9/2014 12:35	29.17	81.5	**5.37**	2.0	SR10	24/9/2014 18:35	28.81	78.1	**5.20**	2.4
SR10	24/9/2014 0:40	28.55	79.9	**5.30**	2.8	SR10	24/9/2014 6:40	28.42	75.1	**5.02**	3.4	SR10	24/9/2014 12:40	29.10	79.1	**5.22**	2.1	SR10	24/9/2014 18:40	28.83	78.8	**5.24**	2.3
SR10	24/9/2014 0:45	28.55	80.0	**5.31**	2.8	SR10	24/9/2014 6:45	28.41	75.1	**5.02**	2.1	SR10	24/9/2014 12:45	29.27	82.3	**5.42**	1.7	SR10	24/9/2014 18:45	28.86	80.0	**5.31**	2.6
SR10	24/9/2014 0:50	28.57	79.5	**5.27**	2.4	SR10	24/9/2014 6:50	28.40	73.1	**4.89**	2.3	SR10	24/9/2014 12:50	29.27	80.9	**5.33**	1.7	SR10	24/9/2014 18:50	28.87	79.1	**5.25**	2.1
SR10	24/9/2014 0:55	28.54	80.5	**5.34**	3.0	SR10	24/9/2014 6:55	28.38	71.9	**4.81**	2.0	SR10	24/9/2014 12:55	29.15	79.0	**5.21**	1.8	SR10	24/9/2014 18:55	28.87	78.8	**5.23**	2.2
SR10	24/9/2014 1:00	28.53	80.3	**5.33**	4.3	SR10	24/9/2014 7:00	28.36	71.6	**4.79**	2.0	SR10	24/9/2014 13:00	29.02	75.1	**4.97**	1.9	SR10	24/9/2014 19:00	28.89	79.9	**5.30**	2.2
SR10	24/9/2014 1:05	28.53	80.2	**5.32**	2.6	SR10	24/9/2014 7:05	28.36	69.9	**4.67**	**5.1**	SR10	24/9/2014 13:05	28.87	70.6	**4.68**	1.9	SR10	24/9/2014 19:05	28.91	80.4	**5.33**	2.1
SR10	24/9/2014 1:10	28.53	80.1	**5.31**	2.5	SR10	24/9/2014 7:10	28.37	71.2	**4.76**	2.0	SR10	24/9/2014 13:10	28.79	72.0	**4.78**	2.6	SR10	24/9/2014 19:10	28.92	81.1	**5.38**	2.5
SR10	24/9/2014 1:15	28.53	80.1	**5.31**	2.8	SR10	24/9/2014 7:15	28.37	70.5	**4.71**	2.1	SR10	24/9/2014 13:15	28.78	70.9	**4.71**	2.0	SR10	24/9/2014 19:15	28.92	81.5	**5.40**	2.2
SR10	24/9/2014 1:20	28.52	80.1	**5.32**	2.6	SR10	24/9/2014 7:20	28.37	69.8	**4.66**	2.6	SR10	24/9/2014 13:20	28.77	70.6	**4.69**	1.8	SR10	24/9/2014 19:20	28.93	81.8	**5.43**	1.8
SR10	24/9/2014 1:25	28.53	79.9	**5.30**	3.2	SR10	24/9/2014 7:25	28.37	70.4	**4.70**	2.1	SR10	24/9/2014 13:25	28.75	69.8	**4.64**	2.2	SR10	24/9/2014 19:25	28.94	81.5	**5.41**	1.9
SR10	24/9/2014 1:30	28.53	78.7	**5.22**	2.8	SR10	24/9/2014 7:30	28.37	70.7	**4.73**	2.3	SR10	24/9/2014 13:30	28.74	70.7	**4.70**	2.4	SR10	24/9/2014 19:30	28.95	82.1	**5.44**	1.9
SR10	24/9/2014 1:35	28.54	78.0	**5.17**	2.5	SR10	24/9/2014 7:35	28.38	70.8	**4.74**	2.1	SR10	24/9/2014 13:35	28.75	71.3	**4.74**	2.5	SR10	24/9/2014 19:35	28.96	82.3	**5.46**	1.7
SR10	24/9/2014 1:40	28.54	79.0	**5.24**	2.4	SR10	24/9/2014 7:40	28.38	70.5	**4.71**	2.1	SR10	24/9/2014 13:40	28.82	69.5	**4.61**	2.1	SR10	24/9/2014 19:40	28.98	82.2	**5.45**	1.8
SR10	24/9/2014 1:45	28.55	71.5	**4.74**	2.2	SR10	24/9/2014 7:45	28.39	70.6	**4.71**	2.4	SR10	24/9/2014 13:45	28.94	74.4	**4.93**	2.0	SR10	24/9/2014 19:45	28.99	82.7	**5.48**	1.8
SR10	24/9/2014 1:50	28.54	77.5	**5.15**	2.2	SR10	24/9/2014 7:50	28.40	68.0	**4.54**	2.0	SR10	24/9/2014 13:50	28.92	71.0	**4.70**	2.3	SR10	24/9/2014 19:50	29.00	83.1	**5.51**	1.8
SR10	24/9/2014 1:55	28.54	76.6	**5.09**	2.9	SR10	24/9/2014 7:55	28.41	66.6	**4.45**	2.3	SR10	24/9/2014 13:55	28.86	69.5	**4.61**	2.3	SR10	24/9/2014 19:55	28.98	82.7	**5.48**	1.9
SR10	24/9/2014 2:00	28.54	71.9	**4.77**	1.7	SR10	24/9/2014 8:00	28.41	64.3	**4.29**	2.6	SR10	24/9/2014 14:00	28.78	67.7	**4.49**	2.3	SR10	24/9/2014 20:00	28.99	81.8	**5.42**	2.0
SR10	24/9/2014 2:05	28.53	77.2	**5.13**	2.9	SR10	24/9/2014 8:05	28.41	66.6	**4.44**	2.3	SR10	24/9/2014 14:05	28.79	65.8	**4.37**	2.6	SR10	24/9/2014 20:05	28.99	81.7	**5.41**	2.1
SR10	24/9/2014 2:10	28.52	78.9	**5.24**	2.9	SR10	24/9/2014 8:10	28.41	65.4	**4.37**	3.3	SR10	24/9/2014 14:10	28.74	67.6	**4.49**	3.0	SR10	24/9/2014 20:10	29.00	81.5	**5.40**	2.5
SR10	24/9/2014 2:15	28.51	79.3	**5.27**	2.8	SR10	24/9/2014 8:15	28.42	71.0	**4.74**	3.6	SR10	24/9/2014 14:15	28.78	64.9	**4.31**	3.0	SR10	24/9/2014 20:15	29.00	80.7	**5.35**	2.1
SR10	24/9/2014 2:20	28.51	78.5	**5.22**	2.8	SR10	24/9/2014 8:20	28.42	71.7	**4.79**	2.4	SR10	24/9/2014 14:20	28.81	65.9	**4.38**	2.3	SR10	24/9/2014 20:20	29.00	79.2	**5.26**	2.1
SR10	24/9/2014 2:25	28.51	79.4	**5.27**	2.9	SR10	24/9/2014 8:25	28.42	74.5	**4.98**	2.5	SR10	24/9/2014 14:25	28.75	69.1	**4.59**	2.8	SR10	24/9/2014 20:25	29.00	79.0	**5.24**	2.1
SR10	24/9/2014 2:30	28.51	79.3	**5.27**	2.8	SR10	24/9/2014 8:30	28.43	74.4	**4.97**	2.2	SR10	24/9/2014 14:30	28.75	74.6	**4.96**	2.6	SR10	24/9/2014 20:30	29.00	80.4	**5.33**	2.1
SR10	24/9/2014 2:35	28.52	79.9	**5.31**	2.8	SR10	24/9/2014 8:35	28.43	74.4	**4.97**	2.4	SR10	24/9/2014 14:35	28.63	76.9	**5.12**	3.0	SR10	24/9/2014 20:35	29.00	80.4	**5.33**	2.2
SR10	24/9/2014 2:40	28.52	79.3	**5.27**	2.8	SR10	24/9/2014 8:40	28.43	74.6	**4.98**	2.6	SR10	24/9/2014 14:40	28.70	73.9	**4.91**	2.5	SR10	24/9/2014 20:40	28.97	74.1	**4.92**	2.2
SR10	24/9/2014 2:45	28.53	79.5	**5.28**	2.1	SR10	24/9/2014 8:45	28.44	73.4	**4.90**	2.8	SR10	24/9/2014 14:45	29.05	75.7	**5.01**	2.3	SR10	24/9/2014 20:45	28.94	73.6	**4.89**	2.3
SR10	24/9/2014 2:50	28.53	79.6	**5.29**	2.4	SR10	24/9/2014 8:50	28.44	74.8	**4.99**	2.7	SR10	24/9/2014 14:50	29.07	84.6	**5.60**	1.7	SR10	24/9/2014 20:50	28.89	73.8	**4.91**	3.2
SR10	24/9/2014 2:55	28.54	79.6	**5.28**	2.3	SR10	24/9/2014 8:55	28.45	76.6	**5.11**	2.3	SR10	24/9/2014 14:55	29.09	84.8	**5.61**	1.8	SR10	24/9/2014 20:55	28.89	73.2	**4.87**	2.3
SR10	24/9/2014 3:00	28.53	79.8	**5.30**	2.1	SR10	24/9/2014 9:00	28.45	76.6	**5.11**	2.9	SR10	24/9/2014 15:00	29.05	84.0	**5.56**	3.4	SR10	24/9/2014 21:00	28.89	73.6	**4.89**	2.3
SR10	24/9/2014 3:05	28.54	79.5	**5.28**	2.1	SR10	24/9/2014 9:05	28.46	76.5	**5.10**	2.4	SR10	24/9/2014 15:05	29.05	83.4	**5.52**	**5.1**	SR10	24/9/2014 21:05	28.90	70.9	**4.71**	2.5
SR10	24/9/2014 3:10	28.54	79.7	**5.29**	2.0	SR10	24/9/2014 9:10	28.48	77.0	**5.13**	2.6	SR10	24/9/2014 15:10	28.95	82.8	**5.49**	3.4	SR10	24/9/2014 21:10	28.88	69.1	**4.59**	2.0
SR10	24/9/2014 3:15	28.55	78.1	**5.18**	3.6	SR10	24/9/2014 9:15	28.47	77.6	**5.18**	2.6	SR10	24/9/2014 15:15	29.07	84.0	**5.56**	2.6	SR10	24/9/2014 21:15	28.88	68.3	**4.54**	1.9
SR10	24/9/2014 3:20	28.54	78.6	**5.22**	2.8	SR10	24/9/2014 9:20	28.50	78.2	**5.22**	2.6	SR10	24/9/2014 15:20	29.13	85.0	**5.62**	2.4	SR10	24/9/2014 21:20	28.88	69.1	**4.59**	2.3
SR10	24/9/2014 3:25	28.52	77.6	**5.16**	3.2	SR10	24/9/2014 9:25	28.51	77.8	**5.19**	2.9	SR10	24/9/2014 15:25	29.19	85.0	**5.62**	2.3	SR10	24/9/2014 21:25	28.88	68.7	**4.57**	2.0
SR10	24/9/2014 3:30	28.49	77.4	**5.15**	4.1	SR10	24/9/2014 9:30	28.52	77.8	**5.19**	2.5	SR10	24/9/2014 15:30	29.13	84.5	**5.59**	2.9	SR10	24/9/2014 21:30	28.86	70.0	**4.66**	2.3
SR10	24/9/2014 3:35	28.49	77.1	**5.12**	4.4	SR10	24/9/2014 9:35	28.53	78.2	**5.21**	3.9	SR10	24/9/2014 15:35	29.08	84.0	**5.56**	4.1	SR10	24/9/2014 21:35	28.85	70.8	**4.71**	2.1
SR10	24/9/2014 3:40	28.47	77.0	**5.12**	3.7	SR10	24/9/2014 9:40	28.54	77.4	**5.15**	2.3	SR10	24/9/2014 15:40	29.06	83.6	**5.54**	3.0	SR10	24/9/2014 21:40	28.85	66.5	**4.42**	2.0
SR10	24/9/2014 3:45	28.46	76.8	**5.11**	3.3	SR10	24/9/2014 9:45	28.51	77.1	**5.14**	3.0	SR10	24/9/2014 15:45	29.09	83.5	**5.53**	3.3	SR10	24/9/2014 21:45	28.85	72.0	**4.79**	2.2
SR10	24/9/2014 3:50	28.45	76.6	**5.10**	3.0	SR10	24/9/2014 9:50	28.54	77.4	**5.15**	3.3	SR10	24/9/2014 15:50	29.11	83.7	**5.54**	3.1	SR10	24/9/2014 21:50	28.84	73.0	**4.85**	2.5
SR10	24/9/2014 3:55	28.46	76.4	**5.09**	3.0	SR10	24/9/2014 9:55	28.52	76.6	**5.11**	2.8	SR10	24/9/2014 15:55	29.13	84.2	**5.57**	3.2	SR10	24/9/2014 21:55	28.83	74.5	**4.95**	2.7
SR10	24/9/2014 4:00	28.45	76.6	**5.10**	3.4	SR10	24/9/2014 10:00	28.52	77.5	**5.16**	4.2	SR10	24/9/2014 16:00	29.15	84.5	**5.59**	2.5	SR10	24/9/2014 22:00	28.84	79.7	**5.30**	2.6
SR10	24/9/2014 4:05	28.43	76.1	**5.06**	3.2	SR10	24/9/2014 10:05	28.50	77.1	**5.14**	3.4	SR10	24/9/2014 16:05	29.10	84.0	**5.56**	3.0	SR10	24/9/2014 22:05	28.84	78.0	**5.19**	2.6
SR10	24/9/2014 4:10	28.43	75.8	**5.04**	3.1	SR10	24/9/2014 10:10	28.51	76.0	**5.07**	3.7	SR10	24/9/2014 16:10	29.10	83.8	**5.55**	3.0	SR10	24/9/2014 22:10	28.84	79.8	**5.31**	2.8
SR10	24/9/2014 4:15	28.45	75.7	**5.04**	3.6	SR10	24/9/2014 10:15	28.50	76.0	**5.07**	3.4	SR10	24/9/2014 16:15	29.04	83.4	**5.53**	3.0	SR10	24/9/2014 22:15	28.84	80.1	**5.33**	3.9
SR10	24/9/2014 4:20	28.43	75.4	**5.03**	3.3	SR10	24/9/2014 10:20	28.46	74.9	**5.00**	**5.3**	SR10	24/9/2014 16:20	29.03	83.2	**5.51**	3.1	SR10	24/9/2014 22:20	28.82	79.9	**5.31**	4.2
SR10	24/9/2014 4:25	28.43	75.2	**5.01**	3.3	SR10	24/9/2014 10:25	28.46	74.7	**4.97**	**5.4**	SR10	24/9/2014 16:25	29.00	83.1	**5.51**	3.3	SR10	24/9/2014 22:25	28.78	79.5	**5.29**	4.1
SR10	24/9/2014 4:30	28.43	75.3	**5.02**	3.3	SR10	24/9/2014 10:30	28.47	74.0	**4.94**	**4.8**	SR10	24/9/2014 16:30	28.97	82.6	**5.49**	3.2	SR10	24/9/2014 22:30	28.77	78.5	**5.23**	**5.0**
SR10	24/9/2014 4:35	28.43	75.0	**5.00**	3.3	SR10	24/9/2014 10:35	28.72	78.2	**5.19**	3.4	SR10	24/9/2014 16:35	28.94	82.3	**5.47**	3.4	SR10	24/9/2014 22:35	28.78	78.7	**5.24**	**5.5**
SR10	24/9/2014 4:40	28.42	74.8	**4.98**	3.2	SR10	24/9/2014 10:40	28.68	76.8	**5.11**	3.0	SR10	24/9/2014 16:40	28.95	82.6	**5.49**	2.9	SR10	24/9/2014 22:40	28.73	79.0	**5.27**	4.5
SR10	24/9/2014 4:45	28.42	74.5	**4.97**	3.5	SR10	24/9/2014 10:45	28.70	78.6	**5.23**	4.3	SR10	24/9/2014 16:45	28.94	82.2	**5.45**	3.0	SR10	24/9/2014 22:45	28.72	78.9	**5.26**	4.6
SR10	24/9/2014 4:50	28.42	74.6	**4.97**	3.4	SR10	24/9/2014 10:50	28.74	78.6	**5.22**	3.1	SR10	24/9/2014 16:50	28.95	83.1	**5.52**	3.5	SR10	24/9/2014 22:50	28.72	78.9	**5.26**	4.3
SR10	24/9/2014 4:55	28.43	74.4	**4.96**	3.3	SR10	24/9/2014 10:55	28.72	72.8	**4.83**	3.3	SR10	24/9/2014 16:55	28.92	82.0	**5.44**	3.0	SR10	24/9/2014 22:55	28.72	78.9	**5.26**	4.4
SR10	24/9/2014 5:00	28.41	74.6	**4.97**	3.0	SR10	24/9/2014 11:00	28.67	69.1	**4.59**	3.2	SR10	24/9/2014 17:00	28.91	81.8	**5.43**	3.3	SR10	24/9/2014 23:00	28.72	78.7	**5.25**	3.8
SR10	24/9/2014 5:05	28.44	75.3	**5.02**	3.2	SR10	24/9/2014 11:05	28.60	69.1	**4.60**	3.5	SR10	24/9/2014 17:05	28.86	81.4	**5.41**	3.2	SR10	24/9/2014 23:05	28.72	78.1	**5.20**	3.8
SR10	24/9/2014 5:10	28.43	75.3	**5.02**	3.1	SR10	24/9/2014 11:10	28.54	75.3	**5.01**	3.7	SR10	24/9/2014 17:10	28.88	81.7	**5.43**	3.0	SR10	24/9/2014 23:10	28.72	78.0	**5.19**	3.7
SR10	24/9/2014 5:15	28.45	78.0	**5.20**	3.2	SR10	24/9/2014 11:15	28.53	75.5	**5.03**	3.8	SR10	24/9/2014 17:15	28.87	81.7	**5.43**	3.4	SR10	24/9/2014 23:15	28.74	77.9	**5.19**	3.1
SR10	24/9/2014 5:20	28.46	78.4	**5.22**	2.7	SR10	24/9/2014 11:20	28.51	77.0	**5.14**	3.6	SR10	24/9/2014 17:20	28.86	81.3	**5.41**	3.4	SR10	24/9/2014 23:20	28.71	78.1	**5.21**	3.8
SR10	24/9/2014 5:25	28.47	79.4	**5.29**	2.8	SR10	24/9/2014 11:25	28.50	77.6	**5.17**	3.5	SR10	24/9/2014 17:25	28.83	81.0	**5.39**	3.5	SR10	24/9/2014 23:25	28.73	77.3	**5.15**	3.4
SR10	24/9/2014 5:30	28.43	76.9	**5.12**	3.3	SR10	24/9/2014 11:30	28.50	77.8	**5.19**	3.3	SR10	24/9/2014 17:30	28.85	82.5	**5.49**	3.2	SR10	24/9/2014 23:30	28.70	77.8	**5.19**	3.7
SR10	24/9/2014 5:35	28.42	76.9	**5.13**	2.6	SR10	24/9/2014 11:35	28.51	77.7	**5.18**	3.2	SR10	24/9/2014 17:35	28.84	82.5	**5.49**	2.9	SR10	24/9/2014 23:35	28.71	77.7	**5.19**	3.6
SR10	24/9/2014 5:40	28.48	79.2	**5.28**	3.5	SR10	24/9/2014 11:40	28.53	71.0	**4.73**	2.3	SR10	24/9/2014 17:40	28.87	83.6	**5.56**	3.0	SR10	24/9/2014 23:40	28.70	77.6	**5.18**	3.8
SR10	24/9/2014 5:45	28.45	77.7	**5.18**	2.9	SR10	24/9/2014 11:45	28.53	73.1	**4.87**	2.7	SR10	24/9/2014 17:45	28.88	84.1	**5.59**	2.5	SR10	24/9/2014 23:45	28.72	77.5	**5.18**	3.2
SR10	24/9/2014 5:50	28.45	77.3	**5.15**	3.5	SR10	24/9/2014 11:50	28.51	78.3	**5.21**	2.7	SR10	24/9/2014 17:50	28.88	83.5	**5.55**	**5.9**	SR10	24/9/2014 23:50	28.73	77.6	**5.18**	3.1
SR10	24/9/2014 5:55	28.43	77.0	**5.14**	2.8	SR10	24/9/2014 11:55	28.57	73.6	**4.90**	2.6	SR10	24/9/2014 17:55	28.88	81.7	**5.44**	3.3	SR10	24/9/2014 23:55	28.73	75.8	**5.06**	3.0

Station	Timestamp	Temp (° C)	DO (%)	DO (mg/L)	Tur (NTU)	Station	Timestamp	Temp (° C)	DO (%)	DO (mg/L)	Tur (NTU)	Station	Timestamp	Temp (° C)	DO (%)	DO (mg/L)	Tur (NTU)	Station	Timestamp	Temp (°C)	DO (%)	DO (mg/L)	Tur (NTU)
SR11	24/9/2014 0:00	28.88	80.4	**5.13**	1.0	SR11	24/9/2014 6:00	28.66	70.5	**4.51**	0.9	SR11	24/9/2014 12:00	28.73	77.7	**4.97**	0.8	SR11	24/9/2014 18:00	29.28	100.7	6.38	1.3
SR11	24/9/2014 0:05	28.89	83.1	**5.30**	0.6	SR11	24/9/2014 6:05	28.67	71.1	**4.55**	1.0	SR11	24/9/2014 12:05	28.72	78.2	**5.01**	1.1	SR11	24/9/2014 18:05	29.31	97.0	6.15	1.2
SR11	24/9/2014 0:10	28.87	81.1	**5.18**	1.6	SR11	24/9/2014 6:10	28.69	73.3	**4.69**	1.2	SR11	24/9/2014 12:10	28.80	79.5	**5.08**	0.7	SR11	24/9/2014 18:10	29.29	97.5	6.18	1.7
SR11	24/9/2014 0:15	28.87	82.9	**5.29**	1.3	SR11	24/9/2014 6:15	28.68	70.8	**4.53**	0.7	SR11	24/9/2014 12:15	28.78	77.9	**4.98**	1.1	SR11	24/9/2014 18:15	29.25	94.7	6.00	1.5
SR11	24/9/2014 0:20	28.88	80.8	**5.16**	0.9	SR11	24/9/2014 6:20	28.68	72.7	**4.65**	0.5	SR11	24/9/2014 12:20	28.74	71.8	**4.59**	1.5	SR11	24/9/2014 18:20	29.25	103.8	6.58	1.0
SR11	24/9/2014 0:25	28.89	82.4	**5.26**	1.1	SR11	24/9/2014 6:25	28.65	73.3	**4.69**	1.2	SR11	24/9/2014 12:25	28.79	73.8	**4.71**	1.1	SR11	24/9/2014 18:25	29.26	112.6	7.14	1.1
SR11	24/9/2014 0:30	28.86	80.8	**5.16**	1.3	SR11	24/9/2014 6:30	28.65	78.7	**5.04**	1.0	SR11	24/9/2014 12:30	28.78	71.7	**4.58**	1.4	SR11	24/9/2014 18:30	29.23	112.6	7.14	1.1
SR11	24/9/2014 0:35	28.89	80.2	**5.12**	0.4	SR11	24/9/2014 6:35	28.67	70.3	**4.50**	0.5	SR11	24/9/2014 12:35	28.83	72.7	**4.65**	1.4	SR11	24/9/2014 18:35	29.24	114.6	7.27	0.9
SR11	24/9/2014 0:40	28.86	79.9	**5.10**	0.9	SR11	24/9/2014 6:40	28.67	73.4	**4.70**	0.5	SR11	24/9/2014 12:40	28.83	75.4	**4.81**	1.3	SR11	24/9/2014 18:40	29.24	113.8	7.21	1.4
SR11	24/9/2014 0:45	28.92	84.6	**5.39**	0.9	SR11	24/9/2014 6:45	28.66	75.0	**4.80**	1.1	SR11	24/9/2014 12:45	28.84	76.2	**4.87**	1.1	SR11	24/9/2014 18:45	29.10	105.8	6.74	1.5
SR11	24/9/2014 0:50	28.92	85.9	**5.47**	0.6	SR11	24/9/2014 6:50	28.67	75.1	**4.80**	0.7	SR11	24/9/2014 12:50	28.77	70.8	**4.53**	2.0	SR11	24/9/2014 18:50	29.09	106.1	6.76	3.0
SR11	24/9/2014 0:55	28.91	85.6	**5.46**	0.7	SR11	24/9/2014 6:55	28.66	77.2	**4.94**	0.6	SR11	24/9/2014 12:55	28.80	70.4	**4.50**	1.5	SR11	24/9/2014 18:55	28.97	90.4	**5.77**	2.2
SR11	24/9/2014 1:00	28.91	87.0	**5.55**	0.6	SR11	24/9/2014 7:00	28.67	77.1	**4.93**	0.6	SR11	24/9/2014 13:00	28.83	73.4	**4.69**	1.4	SR11	24/9/2014 19:00	28.98	92.3	**5.89**	2.1
SR11	24/9/2014 1:05	28.90	86.4	**5.51**	0.9	SR11	24/9/2014 7:05	28.66	78.5	**5.02**	0.9	SR11	24/9/2014 13:05	28.81	71.7	**4.58**	1.5	SR11	24/9/2014 19:05	28.95	87.2	**5.56**	2.8
SR11	24/9/2014 1:10	28.89	84.1	**5.37**	0.8	SR11	24/9/2014 7:10	28.66	78.5	**5.02**	0.9	SR11	24/9/2014 13:10	28.82	71.6	**4.57**	1.7	SR11	24/9/2014 19:10	28.94	86.6	**5.53**	2.7
SR11	24/9/2014 1:15	28.89	86.5	**5.52**	0.6	SR11	24/9/2014 7:15	28.67	78.3	**5.01**	0.7	SR11	24/9/2014 13:15	28.79	72.3	**4.62**	1.7	SR11	24/9/2014 19:15	28.93	86.9	**5.55**	2.8
SR11	24/9/2014 1:20	28.88	85.6	**5.46**	0.9	SR11	24/9/2014 7:20	28.66	76.0	**4.86**	0.5	SR11	24/9/2014 13:20	28.85	73.8	**4.71**	1.0	SR11	24/9/2014 19:20	28.87	82.0	**5.25**	4.0
SR11	24/9/2014 1:25	28.90	88.4	**5.64**	0.7	SR11	24/9/2014 7:25	28.67	76.6	**4.90**	0.4	SR11	24/9/2014 13:25	28.81	72.6	**4.64**	1.4	SR11	24/9/2014 19:25	28.91	84.5	**5.40**	2.4
SR11	24/9/2014 1:30	28.87	84.8	**5.41**	0.9	SR11	24/9/2014 7:30	28.67	77.9	**4.98**	0.8	SR11	24/9/2014 13:30	28.78	71.3	**4.55**	1.4	SR11	24/9/2014 19:30	28.83	82.0	**5.25**	2.0
SR11	24/9/2014 1:35	28.87	84.8	**5.41**	0.7	SR11	24/9/2014 7:35	28.68	76.3	**4.88**	0.9	SR11	24/9/2014 13:35	28.80	68.9	**4.40**	1.3	SR11	24/9/2014 19:35	28.87	82.3	**5.26**	3.1
SR11	24/9/2014 1:40	28.89	87.4	**5.57**	2.6	SR11	24/9/2014 7:40	28.67	75.4	**4.82**	0.6	SR11	24/9/2014 13:40	28.81	69.4	**4.43**	1.2	SR11	24/9/2014 19:40	28.92	83.5	**5.33**	2.0
SR11	24/9/2014 1:45	28.88	83.8	**5.34**	0.7	SR11	24/9/2014 7:45	28.68	75.9	**4.85**	1.1	SR11	24/9/2014 13:45	28.81	68.1	**4.35**	1.1	SR11	24/9/2014 19:45	28.86	82.9	**5.30**	2.1
SR11	24/9/2014 1:50	28.89	86.1	**5.49**	0.5	SR11	24/9/2014 7:50	28.69	76.5	**4.89**	0.8	SR11	24/9/2014 13:50	28.81	68.6	**4.38**	1.2	SR11	24/9/2014 19:50	28.94	85.1	**5.44**	2.2
SR11	24/9/2014 1:55	28.82	81.5	**5.20**	1.3	SR11	24/9/2014 7:55	28.69	77.3	**4.94**	1.1	SR11	24/9/2014 13:55	28.80	66.8	**4.26**	1.3	SR11	24/9/2014 19:55	28.86	83.6	**5.34**	2.0
SR11	24/9/2014 2:00	28.80	80.3	**5.13**	0.8	SR11	24/9/2014 8:00	28.68	77.5	**4.96**	0.6	SR11	24/9/2014 14:00	28.84	68.6	**4.38**	0.8	SR11	24/9/2014 20:00	28.84	83.2	**5.32**	2.6
SR11	24/9/2014 2:05	28.81	78.9	**5.04**	1.3	SR11	24/9/2014 8:05	28.69	74.7	**4.78**	0.6	SR11	24/9/2014 14:05	28.87	68.2	**4.35**	0.6	SR11	24/9/2014 20:05	28.84	82.9	**5.30**	2.4
SR11	24/9/2014 2:10	28.84	79.5	**5.07**	3.6	SR11	24/9/2014 8:10	28.70	77.6	**4.96**	0.5	SR11	24/9/2014 14:10	28.87	68.2	**4.35**	0.6	SR11	24/9/2014 20:10	28.80	81.9	**5.25**	2.1
SR11	24/9/2014 2:15	28.85	79.8	**5.09**	0.8	SR11	24/9/2014 8:15	28.69	79.3	**5.07**	0.8	SR11	24/9/2014 14:15	28.85	69.0	**4.41**	0.9	SR11	24/9/2014 20:15	28.84	82.1	**5.25**	2.0
SR11	24/9/2014 2:20	28.87	79.9	**5.10**	0.9	SR11	24/9/2014 8:20	28.65	79.5	**5.09**	0.9	SR11	24/9/2014 14:20	28.87	69.6	**4.44**	0.4	SR11	24/9/2014 20:20	28.89	86.7	**5.54**	2.2
SR11	24/9/2014 2:25	28.86	77.9	**4.97**	0.7	SR11	24/9/2014 8:25	28.65	75.3	**4.82**	1.1	SR11	24/9/2014 14:25	28.94	78.9	**5.02**	1.1	SR11	24/9/2014 20:25	28.80	81.7	**5.23**	2.3
SR11	24/9/2014 2:30	28.87	79.7	**5.08**	0.6	SR11	24/9/2014 8:30	28.67	81.2	**5.19**	0.9	SR11	24/9/2014 14:30	28.73	70.7	**4.52**	**4.8**	SR11	24/9/2014 20:30	28.87	86.9	**5.56**	1.9
SR11	24/9/2014 2:35	28.84	77.7	**4.96**	0.9	SR11	24/9/2014 8:35	28.70	82.9	**5.30**	0.6	SR11	24/9/2014 14:35	28.77	72.1	**4.60**	2.3	SR11	24/9/2014 20:35	28.83	83.3	**5.33**	1.9
SR11	24/9/2014 2:40	28.82	76.0	**4.86**	0.8	SR11	24/9/2014 8:40	28.69	82.3	**5.26**	0.7	SR11	24/9/2014 14:40	28.67	72.4	**4.63**	3.0	SR11	24/9/2014 20:40	28.82	84.5	**5.41**	2.3
SR11	24/9/2014 2:45	28.79	73.7	**4.71**	1.0	SR11	24/9/2014 8:45	28.70	83.6	**5.35**	0.7	SR11	24/9/2014 14:45	28.69	73.5	**4.70**	2.6	SR11	24/9/2014 20:45	28.86	85.1	**5.44**	1.6
SR11	24/9/2014 2:50	28.80	76.0	**4.85**	1.1	SR11	24/9/2014 8:50	28.69	83.5	**5.34**	0.7	SR11	24/9/2014 14:50	28.75	73.3	**4.69**	2.0	SR11	24/9/2014 20:50	28.83	82.2	**5.26**	1.5
SR11	24/9/2014 2:55	28.81	75.5	**4.82**	0.7	SR11	24/9/2014 8:55	28.69	83.1	**5.31**	0.7	SR11	24/9/2014 14:55	28.86	75.5	**4.82**	1.3	SR11	24/9/2014 20:55	28.92	90.3	**5.76**	2.1
SR11	24/9/2014 3:00	28.77	76.1	**4.86**	1.2	SR11	24/9/2014 9:00	28.70	82.8	**5.30**	0.7	SR11	24/9/2014 15:00	28.91	80.0	**5.10**	1.4	SR11	24/9/2014 21:00	28.89	89.0	**5.68**	1.8
SR11	24/9/2014 3:05	28.73	74.7	**4.78**	1.7	SR11	24/9/2014 9:05	28.70	83.0	**5.31**	0.9	SR11	24/9/2014 15:05	28.87	75.7	**4.83**	1.4	SR11	24/9/2014 21:05	28.84	86.8	**5.55**	2.2
SR11	24/9/2014 3:10	28.72	74.3	**4.75**	1.6	SR11	24/9/2014 9:10	28.68	82.6	**5.28**	0.7	SR11	24/9/2014 15:10	28.91	83.0	**5.29**	0.9	SR11	24/9/2014 21:10	28.88	82.6	**5.28**	2.3
SR11	24/9/2014 3:15	28.76	75.3	**4.81**	1.7	SR11	24/9/2014 9:15	28.70	83.3	**5.33**	0.6	SR11	24/9/2014 15:15	28.90	83.4	**5.32**	1.2	SR11	24/9/2014 21:15	28.85	82.7	**5.29**	1.6
SR11	24/9/2014 3:20	28.80	74.9	**4.78**	0.8	SR11	24/9/2014 9:20	28.73	83.9	**5.36**	0.7	SR11	24/9/2014 15:20	28.90	75.9	**4.84**	0.8	SR11	24/9/2014 21:20	28.83	85.4	**5.47**	1.7
SR11	24/9/2014 3:25	28.73	73.4	**4.69**	1.1	SR11	24/9/2014 9:25	28.71	84.4	**5.39**	1.7	SR11	24/9/2014 15:25	28.92	80.4	**5.12**	0.5	SR11	24/9/2014 21:25	28.86	81.7	**5.22**	1.8
SR11	24/9/2014 3:30	28.78	73.8	**4.72**	0.8	SR11	24/9/2014 9:30	28.70	83.6	**5.35**	0.7	SR11	24/9/2014 15:30	28.93	86.5	**5.51**	0.9	SR11	24/9/2014 21:30	28.85	81.3	**5.20**	1.8
SR11	24/9/2014 3:35	28.73	72.8	**4.65**	3.7	SR11	24/9/2014 9:35	28.74	87.2	**5.58**	0.5	SR11	24/9/2014 15:35	28.95	96.9	6.17	1.0	SR11	24/9/2014 21:35	28.84	84.2	**5.39**	1.9
SR11	24/9/2014 3:40	28.79	72.7	**4.64**	0.8	SR11	24/9/2014 9:40	28.76	88.8	**5.67**	0.4	SR11	24/9/2014 15:40	28.98	94.0	5.99	0.8	SR11	24/9/2014 21:40	28.84	84.1	**5.38**	1.9
SR11	24/9/2014 3:45	28.79	73.1	**4.66**	0.6	SR11	24/9/2014 9:45	28.81	89.3	**5.70**	0.3	SR11	24/9/2014 15:45	28.99	104.0	6.62	0.9	SR11	24/9/2014 21:45	28.84	82.7	**5.29**	1.6
SR11	24/9/2014 3:50	28.77	71.8	**4.59**	1.1	SR11	24/9/2014 9:50	28.86	93.1	**5.94**	0.6	SR11	24/9/2014 15:50	29.01	102.6	6.53	1.1	SR11	24/9/2014 21:50	28.85	82.5	**5.27**	1.7
SR11	24/9/2014 3:55	28.72	72.4	**4.63**	1.4	SR11	24/9/2014 9:55	28.92	93.2	**5.94**	0.6	SR11	24/9/2014 15:55	29.03	104.6	6.66	0.9	SR11	24/9/2014 21:55	28.97	88.3	**5.64**	2.0
SR11	24/9/2014 4:00	28.75	72.7	**4.65**	0.9	SR11	24/9/2014 10:00	28.78	87.8	**5.61**	0.7	SR11	24/9/2014 16:00	29.07	109.1	6.94	1.3	SR11	24/9/2014 22:00	28.88	82.6	**5.28**	1.5
SR11	24/9/2014 4:05	28.73	72.2	**4.62**	1.0	SR11	24/9/2014 10:05	28.78	85.2	**5.45**	0.8	SR11	24/9/2014 16:05	29.10	114.1	7.25	0.9	SR11	24/9/2014 22:05	29.00	89.2	**5.69**	2.2
SR11	24/9/2014 4:10	28.74	72.0	**4.61**	2.8	SR11	24/9/2014 10:10	28.70	83.8	**5.36**	0.9	SR11	24/9/2014 16:10	29.05	109.4	6.96	3.5	SR11	24/9/2014 22:10	28.92	84.9	**5.42**	1.4
SR11	24/9/2014 4:15	28.70	73.3	**4.69**	1.2	SR11	24/9/2014 10:15	28.71	83.1	**5.32**	0.8	SR11	24/9/2014 16:15	29.19	114.9	7.29	3.3	SR11	24/9/2014 22:15	28.90	83.2	**5.32**	1.3
SR11	24/9/2014 4:20	28.71	73.3	**4.69**	0.9	SR11	24/9/2014 10:20	28.67	82.6	**5.29**	0.9	SR11	24/9/2014 16:20	29.11	107.4	6.82	1.0	SR11	24/9/2014 22:20	28.91	84.7	**5.41**	1.8
SR11	24/9/2014 4:25	28.70	73.9	**4.72**	1.6	SR11	24/9/2014 10:25	28.92	84.7	**5.40**	0.4	SR11	24/9/2014 16:25	29.22	116.7	7.40	0.7	SR11	24/9/2014 22:25	28.96	86.7	**5.53**	1.8
SR11	24/9/2014 4:30	28.71	73.5	**4.70**	0.9	SR11	24/9/2014 10:30	28.64	82.4	**5.28**	0.9	SR11	24/9/2014 16:30	29.21	114.0	7.23	1.9	SR11	24/9/2014 22:30	28.94	80.1	**5.11**	3.9
SR11	24/9/2014 4:35	28.70	72.2	**4.62**	1.0	SR11	24/9/2014 10:35	28.79	82.7	**5.29**	0.9	SR11	24/9/2014 16:35	29.10	112.2	7.14	1.2	SR11	24/9/2014 22:35	28.95	73.1	**4.67**	2.1
SR11	24/9/2014 4:40	28.68	72.4	**4.63**	1.2	SR11	24/9/2014 10:40	28.64	81.6	**5.23**	0.9	SR11	24/9/2014 16:40	29.25	117.2	7.44	0.6	SR11	24/9/2014 22:40	28.95	71.3	**4.55**	1.6
SR11	24/9/2014 4:45	28.67	71.8	**4.59**	1.1	SR11	24/9/2014 10:45	28.66	81.7	**5.23**	0.9	SR11	24/9/2014 16:45	29.15	114.7	7.29	1.4	SR11	24/9/2014 22:45	28.96	74.4	**4.75**	1.8
SR11	24/9/2014 4:50	28.65	73.5	**4.70**	1.4	SR11	24/9/2014 10:50	28.66	80.9	**5.18**	0.9	SR11	24/9/2014 16:50	29.14	113.2	7.19	0.7	SR11	24/9/2014 22:50	28.95	72.1	**4.60**	1.9
SR11	24/9/2014 4:55	28.68	72.4	**4.63**	1.6	SR11	24/9/2014 10:55	28.70	81.5	**5.21**	1.2	SR11	24/9/2014 16:55	29.11	109.2	6.95	0.7	SR11	24/9/2014 22:55	28.95	75.5	**4.82**	1.5
SR11	24/9/2014 5:00	28.71	73.3	**4.69**	0.6	SR11	24/9/2014 11:00	28.65	79.8	**5.12**	0.8	SR11	24/9/2014 17:00	29.16	116.3	7.40	0.8	SR11	24/9/2014 23:00	28.97	74.7	**4.77**	1.8
SR11	24/9/2014 5:05	28.71	72.9	**4.66**	1.0	SR11	24/9/2014 11:05	28.63	77.8	**4.98**	0.8	SR11	24/9/2014 17:05	29.18	114.7	7.29	0.9	SR11	24/9/2014 23:05	28.95	76.8	**4.90**	1.5
SR11	24/9/2014 5:10	28.67	74.4	**4.76**	1.0	SR11	24/9/2014 11:10	28.62	78.4	**5.02**	0.9	SR11	24/9/2014 17:10	29.09	102.1	6.49	1.5	SR11	24/9/2014 23:10	28.97	76.7	**4.90**	1.1
SR11	24/9/2014 5:15	28.69	73.5	**4.70**	1.0	SR11	24/9/2014 11:15	28.62	76.3	**4.89**	1.0	SR11	24/9/2014 17:15	29.08	97.2	6.18	1.4	SR11	24/9/2014 23:15	28.95	77.5	**4.95**	1.0
SR11	24/9/2014 5:20	28.70	73.5	**4.70**	0.6	SR11	24/9/2014 11:20	28.62	77.2	**4.95**	1.1	SR11	24/9/2014 17:20	29.19	98.9	6.27	1.3	SR11	24/9/2014 23:20	28.97	75.8	**4.84**	1.2
SR11	24/9/2014 5:25	28.67	73.7	**4.72**	1.3	SR11	24/9/2014 11:25	28.63	73.7	**4.72**	1.0	SR11	24/9/2014 17:25	29.21	96.8	6.13	1.8	SR11	24/9/2014 23:25	28.97	74.8	**4.77**	1.7
SR11	24/9/2014 5:30	28.68	72.7	**4.65**	0.9	SR11	24/9/2014 11:30	28.63	73.2	**4.69**	1.0	SR11	24/9/2014 17:30	29.29	98.2	6.22	1.6	SR11	24/9/2014 23:30	28.97	77.2	**4.93**	1.4
SR11	24/9/2014 5:35	28.71	71.9	**4.60**	0.7	SR11	24/9/2014 11:35	28.64	70.0	**4.48**	1.4	SR11	24/9/2014 17:35	29.32	99.9	6.32	1.5	SR11	24/9/2014 23:35	28.95	73.0	**4.66**	1.5
SR11	24/9/2014 5:40	28.72	71.9	**4.60**	0.5	SR11	24/9/2014 11:40	28.77	77.3	**4.95**	0.7	SR11	24/9/2014 17:40	29.32	97.8	6.19	1.5	SR11	24/9/2014 23:40	28.96	75.3	**4.81**	1.5
SR11	24/9/2014 5:45	28.66	75.0	**4.80**	1.0	SR11	24/9/2014 11:45	28.68	75.8	**4.85**	**4.8**	SR11	24/9/2014 17:45	29.34	99.0	6.27	1.3	SR11	24/9/2014 23:45	28.97	73.7	**4.70**	1.2
SR11	24/9/2014 5:50	28.66	74.1	**4.74**	1.2	SR11	24/9/2014 11:50	28.69	74.7	**4.78**	1.1	SR11	24/9/2014 17:50	29.37	105.7	6.69	1.2	SR11	24/9/2014 23:50	28.96	75.1	**4.80**	1.2
SR11	24/9/2014 5:55	28.67	73.9	**4.73**	2.9	SR11	24/9/2014 11:55	28.67	71.3	**4.56**	1.6	SR11	24/9/2014 17:55	29.37	100.7	6.37	1.2	SR11	24/9/2014 23:55	28.95	72.9	**4.66**	1.9

Station	Timestamp	Temp (° C)	DO (%)	DO (mg/L)	Tur (NTU)	Station	Timestamp	Temp (° C)	DO (%)	DO (mg/L)	Tur (NTU)	Station	Timestamp	Temp (° C)	DO (%)	DO (mg/L)	Tur (NTU)	Station	Timestamp	Temp (°C)	DO (%)	DO (mg/L)	Tur (NTU)
SR12	24/9/2014 0:01	28.59	69.7	4.52	6.3	SR12	24/9/2014 6:01	28.55	65.9	4.28	6.4	SR12	24/9/2014 12:01	28.66	71.6	4.64	5.5	SR12	24/9/2014 18:01	28.67	68.7	4.46	6.7
SR12	24/9/2014 0:06	28.59	69.4	4.50	6.1	SR12	24/9/2014 6:06	28.55	66.3	4.30	6.6	SR12	24/9/2014 12:06	28.67	73.6	4.78	5.3	SR12	24/9/2014 18:06	28.67	68.5	4.45	7.2
SR12	24/9/2014 0:11	28.60	71.2	4.62	6.2	SR12	24/9/2014 6:11	28.55	65.2	4.23	6.1	SR12	24/9/2014 12:11	28.66	72.8	4.73	5.3	SR12	24/9/2014 18:11	28.66	69.1	4.48	6.6
SR12	24/9/2014 0:16	28.60	70.7	4.59	6.1	SR12	24/9/2014 6:16	28.54	65.0	4.22	6.1	SR12	24/9/2014 12:16	28.66	72.6	4.72	5.7	SR12	24/9/2014 18:16	28.66	69.2	4.49	6.4
SR12	24/9/2014 0:21	28.60	71.0	4.61	6.1	SR12	24/9/2014 6:21	28.54	66.1	4.29	6.0	SR12	24/9/2014 12:21	28.65	72.8	4.73	5.4	SR12	24/9/2014 18:21	28.66	68.7	4.46	7.0
SR12	24/9/2014 0:26	28.61	70.7	4.58	6.3	SR12	24/9/2014 6:26	28.55	65.8	4.27	7.9	SR12	24/9/2014 12:26	28.66	73.3	4.76	5.2	SR12	24/9/2014 18:26	28.66	68.7	4.46	6.8
SR12	24/9/2014 0:31	28.60	70.2	4.55	6.1	SR12	24/9/2014 6:31	28.54	66.0	4.29	6.0	SR12	24/9/2014 12:31	28.65	72.2	4.69	5.7	SR12	24/9/2014 18:31	28.65	68.1	4.42	6.4
SR12	24/9/2014 0:36	28.60	70.7	4.59	6.3	SR12	24/9/2014 6:36	28.54	65.2	4.23	5.3	SR12	24/9/2014 12:36	28.65	72.3	4.70	5.3	SR12	24/9/2014 18:36	28.65	68.5	4.44	6.2
SR12	24/9/2014 0:41	28.60	70.8	4.59	6.1	SR12	24/9/2014 6:41	28.55	64.0	4.16	5.8	SR12	24/9/2014 12:41	28.65	73.0	4.74	5.1	SR12	24/9/2014 18:41	28.65	67.9	4.41	6.3
SR12	24/9/2014 0:46	28.60	70.2	4.55	6.1	SR12	24/9/2014 6:46	28.55	63.8	4.14	5.9	SR12	24/9/2014 12:46	28.66	73.9	4.80	4.4	SR12	24/9/2014 18:46	28.64	67.6	4.39	6.9
SR12	24/9/2014 0:51	28.60	71.2	4.62	6.2	SR12	24/9/2014 6:51	28.53	65.4	4.25	5.2	SR12	24/9/2014 12:51	28.63	72.6	4.72	5.6	SR12	24/9/2014 18:51	28.64	67.5	4.38	7.1
SR12	24/9/2014 0:56	28.60	70.9	4.60	6.2	SR12	24/9/2014 6:56	28.54	65.6	4.26	5.5	SR12	24/9/2014 12:56	28.63	72.0	4.68	6.0	SR12	24/9/2014 18:56	28.64	67.2	4.36	7.2
SR12	24/9/2014 1:01	28.61	73.1	4.74	5.3	SR12	24/9/2014 7:01	28.54	64.3	4.18	5.6	SR12	24/9/2014 13:01	28.65	73.1	4.75	5.6	SR12	24/9/2014 19:01	28.64	67.4	4.38	7.3
SR12	24/9/2014 1:06	28.60	72.6	4.71	5.4	SR12	24/9/2014 7:06	28.54	64.3	4.17	5.3	SR12	24/9/2014 13:06	28.64	72.7	4.72	5.8	SR12	24/9/2014 19:06	28.64	68.1	4.42	7.3
SR12	24/9/2014 1:11	28.61	72.1	4.68	5.9	SR12	24/9/2014 7:11	28.55	64.8	4.21	7.5	SR12						SR12	24/9/2014 19:11	28.64	67.4	4.38	7.6
SR12	24/9/2014 1:16	28.61	72.0	4.67	6.0	SR12	24/9/2014 7:16	28.54	64.8	4.21	5.7	SR12						SR12	24/9/2014 19:16	28.64	67.6	4.39	7.7
SR12	24/9/2014 1:21	28.61	70.7	4.59	6.4	SR12	24/9/2014 7:21	28.53	65.2	4.23	5.8	SR12						SR12	24/9/2014 19:21	28.64	67.2	4.37	7.5
SR12	24/9/2014 1:26	28.61	70.3	4.56	6.0	SR12	24/9/2014 7:26	28.54	65.0	4.22	5.2	SR12						SR12	24/9/2014 19:26	28.64	66.8	4.33	7.6
SR12	24/9/2014 1:31	28.61	71.8	4.66	5.9	SR12	24/9/2014 7:31	28.54	64.4	4.18	6.4	SR12						SR12	24/9/2014 19:31	28.64	67.3	4.37	7.3
SR12	24/9/2014 1:36	28.61	70.3	4.56	6.6	SR12	24/9/2014 7:36	28.54	63.7	4.13	5.4	SR12						SR12	24/9/2014 19:36	28.63	66.7	4.33	6.8
SR12	24/9/2014 1:41	28.61	71.3	4.63	5.7	SR12	24/9/2014 7:41	28.55	63.7	4.14	6.5	SR12						SR12	24/9/2014 19:41	28.63	67.2	4.36	6.6
SR12	24/9/2014 1:46	28.61	70.7	4.59	6.4	SR12	24/9/2014 7:46	28.55	65.6	4.26	6.8	SR12						SR12	24/9/2014 19:46	28.63	66.2	4.30	6.9
SR12	24/9/2014 1:51	28.61	70.4	4.57	6.4	SR12	24/9/2014 7:51	28.54	65.7	4.27	5.7	SR12						SR12	24/9/2014 19:51	28.64	68.5	4.45	7.8
SR12	24/9/2014 1:56	28.60	70.9	4.60	6.1	SR12	24/9/2014 7:56	28.54	65.1	4.23	5.5	SR12						SR12	24/9/2014 19:56	28.64	68.4	4.44	7.1
SR12	24/9/2014 2:01	28.60	71.8	4.66	6.1	SR12	24/9/2014 8:01	28.55	65.0	4.22	5.9	SR12						SR12	24/9/2014 20:01	28.63	69.1	4.49	6.8
SR12	24/9/2014 2:06	28.60	71.4	4.63	6.4	SR12	24/9/2014 8:06	28.56	64.8	4.21	6.1	SR12						SR12	24/9/2014 20:06	28.63	67.8	4.40	6.7
SR12	24/9/2014 2:11	28.60	70.2	4.56	6.6	SR12	24/9/2014 8:11	28.56	64.8	4.21	6.5	SR12						SR12	24/9/2014 20:11	28.63	67.7	4.39	6.9
SR12	24/9/2014 2:16	28.59	70.1	4.55	6.3	SR12	24/9/2014 8:16	28.56	64.4	4.18	5.7	SR12						SR12	24/9/2014 20:16	28.63	67.3	4.37	6.7
SR12	24/9/2014 2:21	28.59	70.0	4.54	6.2	SR12	24/9/2014 8:21	28.56	64.9	4.21	5.2	SR12						SR12	24/9/2014 20:21	28.63	68.1	4.42	6.9
SR12	24/9/2014 2:26	28.59	70.5	4.58	7.1	SR12	24/9/2014 8:26	28.57	65.7	4.26	4.6	SR12						SR12	24/9/2014 20:26	28.63	67.9	4.41	6.3
SR12	24/9/2014 2:31	28.58	70.7	4.59	7.5	SR12	24/9/2014 8:31	28.57	65.4	4.24	4.8	SR12						SR12	24/9/2014 20:31	28.63	68.2	4.43	7.2
SR12	24/9/2014 2:36	28.58	70.2	4.56	6.9	SR12	24/9/2014 8:36	28.58	66.6	4.32	4.6	SR12						SR12	24/9/2014 20:36	28.63	67.3	4.37	6.4
SR12	24/9/2014 2:41	28.58	69.7	4.52	7.5	SR12	24/9/2014 8:41	28.58	65.1	4.22	5.5	SR12						SR12	24/9/2014 20:41	28.63	66.4	4.31	**10.2**
SR12	24/9/2014 2:46	28.57	70.1	4.55	7.2	SR12	24/9/2014 8:46	28.58	64.6	4.19	4.9	SR12						SR12	24/9/2014 20:46	28.63	65.4	4.25	7.8
SR12	24/9/2014 2:51	28.57	69.8	4.53	7.8	SR12	24/9/2014 8:51	28.58	65.2	4.23	4.7	SR12						SR12	24/9/2014 20:51	28.63	66.3	4.30	8.7
SR12	24/9/2014 2:56	28.57	70.0	4.54	8.6	SR12	24/9/2014 8:56	28.59	66.1	4.29	4.7	SR12						SR12	24/9/2014 20:56	28.63	65.6	4.26	7.0
SR12	24/9/2014 3:01	28.56	70.2	4.56	9.9	SR12	24/9/2014 9:01	28.60	66.7	4.33	4.3	SR12						SR12	24/9/2014 21:01	28.63	66.5	4.32	7.0
SR12	24/9/2014 3:06	28.56	70.3	4.57	8.9	SR12	24/9/2014 9:06	28.59	66.8	4.33	4.8	SR12						SR12	24/9/2014 21:06	28.63	66.1	4.29	7.0
SR12	24/9/2014 3:11	28.54	70.9	4.61	8.5	SR12	24/9/2014 9:11	28.58	65.1	4.22	**10.2**	SR12						SR12	24/9/2014 21:11	28.63	66.0	4.29	7.4
SR12	24/9/2014 3:16	28.54	70.0	4.55	7.5	SR12	24/9/2014 9:16	28.58	64.3	4.17	5.0	SR12						SR12	24/9/2014 21:16	28.63	65.9	4.28	6.4
SR12	24/9/2014 3:21	28.53	69.9	4.54	7.3	SR12	24/9/2014 9:21	28.57	64.0	4.15	6.0	SR12						SR12	24/9/2014 21:21	28.63	66.2	4.30	7.8
SR12	24/9/2014 3:26	28.53	71.2	4.62	7.2	SR12	24/9/2014 9:26	28.57	64.1	4.16	6.7	SR12						SR12	24/9/2014 21:26	28.63	65.6	4.26	6.4
SR12	24/9/2014 3:31	28.53	70.2	4.56	6.2	SR12	24/9/2014 9:31	28.57	64.9	4.21	7.6	SR12						SR12	24/9/2014 21:31	28.63	66.4	4.31	5.8
SR12	24/9/2014 3:36	28.52	70.7	4.59	6.8	SR12	24/9/2014 9:36	28.57	65.1	4.22	9.0	SR12						SR12	24/9/2014 21:36	28.63	65.4	4.25	7.6
SR12	24/9/2014 3:41	28.52	71.9	4.67	6.0	SR12	24/9/2014 9:41	28.59	65.7	4.26	6.3	SR12						SR12	24/9/2014 21:41	28.63	65.6	4.26	6.4
SR12	24/9/2014 3:46	28.52	71.2	4.62	6.8	SR12	24/9/2014 9:46	28.60	65.9	4.27	5.3	SR12						SR12	24/9/2014 21:46	28.63	65.8	4.27	6.0
SR12	24/9/2014 3:51	28.52	70.7	4.59	6.5	SR12	24/9/2014 9:51	28.63	68.0	4.41	5.9	SR12						SR12	24/9/2014 21:51	28.63	65.8	4.27	6.2
SR12	24/9/2014 3:56	28.52	69.8	4.53	5.8	SR12	24/9/2014 9:56	28.62	68.4	4.44	5.6	SR12						SR12	24/9/2014 21:56	28.63	65.7	4.27	6.3
SR12	24/9/2014 4:01	28.52	70.8	4.60	6.3	SR12	24/9/2014 10:01	28.59	67.7	4.39	6.7	SR12						SR12	24/9/2014 22:01	28.63	66.2	4.30	5.7
SR12	24/9/2014 4:06	28.50	69.5	4.52	5.7	SR12	24/9/2014 10:06	28.60	67.6	4.39	5.7	SR12						SR12	24/9/2014 22:06	28.63	65.7	4.27	5.5
SR12	24/9/2014 4:11	28.52	70.7	4.60	7.3	SR12	24/9/2014 10:11	28.60	68.0	4.41	5.9	SR12						SR12	24/9/2014 22:11	28.63	65.7	4.27	5.1
SR12	24/9/2014 4:16	28.51	70.1	4.56	6.6	SR12	24/9/2014 10:16	28.61	67.3	4.36	5.3	SR12	24/9/2014 16:16	28.70	74.3	4.83	8.1	SR12	24/9/2014 22:16	28.63	64.7	4.20	5.1
SR12	24/9/2014 4:21	28.50	70.6	4.59	5.6	SR12	24/9/2014 10:21	28.61	66.8	4.33	5.4	SR12	24/9/2014 16:21	28.71	74.7	4.85	8.0	SR12	24/9/2014 22:21	28.63	64.8	4.20	6.1
SR12	24/9/2014 4:26	28.51	70.3	4.57	6.2	SR12	24/9/2014 10:26	28.61	65.8	4.27	5.6	SR12	24/9/2014 16:26	28.70	74.1	4.81	8.4	SR12	24/9/2014 22:26	28.63	64.8	4.21	6.3
SR12	24/9/2014 4:31	28.51	70.9	4.61	5.4	SR12	24/9/2014 10:31	28.61	66.4	4.31	4.9	SR12	24/9/2014 16:31	28.73	75.5	4.91	6.9	SR12	24/9/2014 22:31	28.63	64.8	4.20	6.0
SR12	24/9/2014 4:36	28.51	68.8	4.47	5.1	SR12	24/9/2014 10:36	28.60	67.6	4.39	4.9	SR12	24/9/2014 16:36	28.72	75.3	4.89	6.6	SR12	24/9/2014 22:36	28.63	64.2	4.17	5.8
SR12	24/9/2014 4:41	28.51	68.4	4.44	5.0	SR12	24/9/2014 10:41	28.60	67.4	4.38	5.4	SR12	24/9/2014 16:41	28.71	74.2	4.82	7.0	SR12	24/9/2014 22:41	28.62	66.7	4.33	5.9
SR12	24/9/2014 4:46	28.49	69.6	4.52	5.8	SR12	24/9/2014 10:46	28.60	68.1	4.42	4.8	SR12	24/9/2014 16:46	28.71	73.6	4.78	6.9	SR12	24/9/2014 22:46	28.62	71.8	4.68	4.0
SR12	24/9/2014 4:51	28.51	69.3	4.50	5.7	SR12	24/9/2014 10:51	28.60	67.3	4.37	5.1	SR12	24/9/2014 16:51	28.71	73.4	4.77	8.0	SR12	24/9/2014 22:51	28.66	70.9	4.61	4.8
SR12	24/9/2014 4:56	28.50	70.4	4.58	7.2	SR12	24/9/2014 10:56	28.60	67.0	4.35	5.5	SR12	24/9/2014 16:56	28.71	72.9	4.73	7.7	SR12	24/9/2014 22:56	28.66	70.3	4.57	5.0
SR12	24/9/2014 5:01	28.51	69.6	4.52	9.7	SR12	24/9/2014 11:01	28.59	67.0	4.35	5.5	SR12	24/9/2014 17:01	28.71	73.1	4.75	7.3	SR12	24/9/2014 23:01	28.67	70.3	4.57	5.3
SR12	24/9/2014 5:06	28.51	69.0	4.48	7.7	SR12	24/9/2014 11:06	28.60	68.1	4.42	5.0	SR12	24/9/2014 17:06	28.71	73.1	4.75	7.5	SR12	24/9/2014 23:06	28.67	70.3	4.57	5.4
SR12	24/9/2014 5:11	28.52	69.9	4.54	6.5	SR12	24/9/2014 11:11	28.59	68.7	4.46	5.1	SR12	24/9/2014 17:11	28.71	72.9	4.73	6.6	SR12	24/9/2014 23:11	28.67	70.0	4.55	6.8
SR12	24/9/2014 5:16	28.51	69.7	4.53	6.1	SR12	24/9/2014 11:16	28.59	68.9	4.47	5.2	SR12	24/9/2014 17:16	28.71	72.5	4.71	7.7	SR12	24/9/2014 23:16	28.67	70.0	4.55	5.6
SR12	24/9/2014 5:21	28.52	68.4	4.44	6.0	SR12	24/9/2014 11:21	28.61	68.9	4.47	5.1	SR12	24/9/2014 17:21	28.71	72.8	4.73	6.8	SR12	24/9/2014 23:21	28.68	70.1	4.56	5.8
SR12	24/9/2014 5:26	28.53	67.2	4.37	8.2	SR12	24/9/2014 11:26	28.61	69.9	4.54	5.9	SR12	24/9/2014 17:26	28.71	72.1	4.68	6.9	SR12	24/9/2014 23:26	28.68	70.6	4.59	5.4
SR12	24/9/2014 5:31	28.53	66.7	4.33	6.2	SR12	24/9/2014 11:31	28.63	69.0	4.48	5.0	SR12	24/9/2014 17:31	28.70	72.6	4.71	6.6	SR12	24/9/2014 23:31	28.68	70.8	4.61	5.8
SR12	24/9/2014 5:36	28.54	66.6	4.32	6.9	SR12	24/9/2014 11:36	28.63	68.5	4.45	4.8	SR12	24/9/2014 17:36	28.70	71.8	4.66	8.8	SR12	24/9/2014 23:36	28.69	70.9	4.61	5.7
SR12	24/9/2014 5:41	28.54	67.1	4.36	7.0	SR12	24/9/2014 11:41	28.62	71.1	4.61	5.9	SR12	24/9/2014 17:41	28.69	71.5	4.64	8.1	SR12	24/9/2014 23:41	28.70	71.4	4.65	5.9
SR12	24/9/2014 5:46	28.54	66.5	4.31	5.8	SR12	24/9/2014 11:46	28.63	71.0	4.61	5.7	SR12	24/9/2014 17:46	28.69	71.5	4.64	8.3	SR12	24/9/2014 23:46	28.70	71.8	4.68	5.8
SR12	24/9/2014 5:51	28.55	66.8	4.34	6.3	SR12	24/9/2014 11:51	28.63	70.4	4.57	5.4	SR12	24/9/2014 17:51	28.68	70.7	4.59	7.5	SR12	24/9/2014 23:51	28.71	72.4	4.72	5.4
SR12	24/9/2014 5:56	28.55	65.9	4.27	6.9	SR12	24/9/2014 11:56	28.63	72.0	4.68	5.5	SR12	24/9/2014 17:56	28.68	70.1	4.55	7.2	SR12	24/9/2014 23:56	28.71	72.4	4.71	5.3

Station	Timestamp	Temp (° C)	DO (%)	DO (mg/L)	Tur (NTU)	Station	Timestamp	Temp (° C)	DO (%)	DO (mg/L)	Tur (NTU)	Station	Timestamp	Temp (° C)	DO (%)	DO (mg/L)	Tur (NTU)	Station	Timestamp	Temp (°C)	DO (%)	DO (mg/L)	Tur (NTU)
SR13	24/9/2014 0:00	28.61	62.9	**4.10**	3.3	SR13	24/9/2014 6:00	28.55	65.5	**4.27**	6.0	SR13	24/9/2014 12:00	28.69	66.2	**4.31**	2.6	SR13	24/9/2014 18:00	28.67	69.8	**4.56**	3.4
SR13	24/9/2014 0:05	28.61	63.4	**4.13**	4.1	SR13	24/9/2014 6:05	28.54	67.4	**4.40**	5.6	SR13	24/9/2014 12:05	28.68	67.4	**4.39**	3.8	SR13	24/9/2014 18:05	28.67	70.3	**4.59**	3.4
SR13	24/9/2014 0:10	28.61	64.2	**4.19**	4.7	SR13	24/9/2014 6:10	28.55	67.6	**4.42**	5.8	SR13	24/9/2014 12:10	28.66	65.9	**4.30**	4.1	SR13	24/9/2014 18:10	28.68	69.9	**4.56**	3.1
SR13	24/9/2014 0:15	28.61	63.8	**4.15**	3.9	SR13	24/9/2014 6:15	28.54	67.5	**4.41**	4.5	SR13	24/9/2014 12:15	28.67	66.7	**4.35**	5.3	SR13	24/9/2014 18:15	28.67	69.9	**4.57**	3.6
SR13	24/9/2014 0:20	28.60	66.1	**4.31**	5.5	SR13	24/9/2014 6:20	28.54	67.4	**4.41**	4.8	SR13	24/9/2014 12:20	28.67	66.7	**4.35**	4.1	SR13	24/9/2014 18:20	28.67	69.2	**4.52**	2.9
SR13	24/9/2014 0:25	28.59	64.9	**4.23**	5.3	SR13	24/9/2014 6:25	28.53	67.2	**4.39**	4.3	SR13	24/9/2014 12:25	28.67	66.1	**4.31**	3.8	SR13	24/9/2014 18:25	28.67	69.6	**4.54**	3.1
SR13	24/9/2014 0:30	28.60	66.3	**4.32**	5.7	SR13	24/9/2014 6:30	28.52	68.8	**4.50**	4.1	SR13	24/9/2014 12:30	28.67	65.7	**4.28**	4.5	SR13	24/9/2014 18:30	28.67	69.0	**4.50**	2.5
SR13	24/9/2014 0:35	28.60	66.1	**4.30**	4.4	SR13	24/9/2014 6:35	28.53	69.1	**4.52**	3.6	SR13	24/9/2014 12:35	28.67	65.6	**4.28**	4.2	SR13	24/9/2014 18:35	28.67	70.3	**4.59**	4.0
SR13	24/9/2014 0:40	28.60	64.6	**4.21**	4.2	SR13	24/9/2014 6:40	28.53	68.8	**4.50**	3.4	SR13	24/9/2014 12:40	28.68	65.8	**4.29**	4.1	SR13	24/9/2014 18:40	28.67	69.7	**4.55**	3.8
SR13	24/9/2014 0:45	28.60	64.9	**4.23**	5.5	SR13	24/9/2014 6:45	28.53	67.3	**4.40**	3.0	SR13	24/9/2014 12:45	28.68	66.0	**4.30**	3.4	SR13	24/9/2014 18:45	28.67	69.3	**4.52**	3.7
SR13	24/9/2014 0:50	28.60	64.3	**4.19**	5.0	SR13	24/9/2014 6:50	28.52	68.1	**4.46**	2.7	SR13	24/9/2014 12:50	28.68	65.1	**4.24**	2.9	SR13	24/9/2014 18:50	28.67	68.9	**4.50**	3.4
SR13	24/9/2014 0:55	28.60	64.3	**4.19**	4.4	SR13	24/9/2014 6:55	28.52	68.7	**4.49**	2.6	SR13	24/9/2014 12:55	28.68	65.5	**4.27**	4.0	SR13	24/9/2014 18:55	28.67	68.9	**4.50**	3.3
SR13	24/9/2014 1:00	28.60	63.9	**4.16**	4.0	SR13	24/9/2014 7:00	28.53	68.5	**4.48**	2.9	SR13	24/9/2014 13:00	28.68	65.0	**4.23**	3.3	SR13	24/9/2014 19:00	28.67	69.3	**4.52**	3.6
SR13	24/9/2014 1:05	28.60	66.1	**4.31**	7.0	SR13	24/9/2014 7:05	28.52	68.5	**4.48**	2.4	SR13	24/9/2014 13:05	28.70	66.7	**4.35**	3.1	SR13	24/9/2014 19:05	28.67	68.7	**4.48**	3.3
SR13	24/9/2014 1:10	28.60	67.3	**4.38**	5.0	SR13	24/9/2014 7:10	28.53	68.7	**4.49**	3.1	SR13	24/9/2014 13:10	28.66	67.2	**4.38**	5.1	SR13	24/9/2014 19:10	28.67	68.4	**4.46**	3.1
SR13	24/9/2014 1:15	28.60	66.6	**4.34**	5.6	SR13	24/9/2014 7:15	28.53	68.1	**4.46**	3.0	SR13	24/9/2014 13:15	28.66	65.9	**4.29**	8.4	SR13	24/9/2014 19:15	28.67	68.3	**4.46**	3.8
SR13	24/9/2014 1:20	28.60	65.7	**4.28**	5.0	SR13	24/9/2014 7:20	28.53	67.9	**4.44**	3.0	SR13	24/9/2014 13:20	28.67	66.5	**4.33**	8.2	SR13	24/9/2014 19:20	28.67	67.8	**4.43**	3.1
SR13	24/9/2014 1:25	28.60	65.5	**4.27**	4.6	SR13	24/9/2014 7:25	28.54	67.7	**4.43**	3.0	SR13	24/9/2014 13:25	28.68	66.8	**4.35**	4.0	SR13	24/9/2014 19:25	28.66	67.6	**4.41**	3.1
SR13	24/9/2014 1:30	28.60	65.5	**4.27**	4.8	SR13	24/9/2014 7:30	28.54	68.2	**4.46**	3.9	SR13	24/9/2014 13:30	28.68	67.1	**4.37**	4.1	SR13	24/9/2014 19:30	28.66	67.1	**4.38**	2.6
SR13	24/9/2014 1:35	28.60	65.4	**4.26**	4.2	SR13	24/9/2014 7:35	28.54	68.2	**4.46**	3.8	SR13	24/9/2014 13:35	28.68	66.7	**4.35**	4.0	SR13	24/9/2014 19:35	28.66	67.0	**4.38**	2.5
SR13	24/9/2014 1:40	28.60	65.2	**4.25**	3.8	SR13	24/9/2014 7:40	28.55	68.1	**4.45**	4.7	SR13	24/9/2014 13:40	28.66	66.3	**4.32**	2.8	SR13	24/9/2014 19:40	28.67	67.2	**4.39**	2.9
SR13	24/9/2014 1:45	28.59	65.8	**4.29**	4.2	SR13	24/9/2014 7:45	28.55	67.9	**4.44**	4.8	SR13	24/9/2014 13:45	28.68	66.5	**4.33**	2.7	SR13	24/9/2014 19:45	28.65	67.8	**4.43**	2.4
SR13	24/9/2014 1:50	28.59	65.4	**4.26**	4.3	SR13	24/9/2014 7:50	28.55	67.4	**4.41**	4.0	SR13	24/9/2014 13:50	28.68	66.3	**4.32**	2.8	SR13	24/9/2014 19:50	28.66	67.7	**4.42**	2.6
SR13	24/9/2014 1:55	28.60	64.8	**4.22**	3.4	SR13	24/9/2014 7:55	28.55	67.3	**4.40**	5.0	SR13	24/9/2014 13:55	28.67	65.8	**4.29**	2.7	SR13	24/9/2014 19:55	28.66	68.0	**4.44**	2.8
SR13	24/9/2014 2:00	28.60	64.2	**4.19**	4.8	SR13	24/9/2014 8:00	28.55	67.4	**4.40**	5.7	SR13	24/9/2014 14:00	28.67	65.9	**4.29**	3.0	SR13	24/9/2014 20:00	28.66	68.2	**4.45**	3.1
SR13	24/9/2014 2:05	28.60	64.1	**4.18**	4.2	SR13	24/9/2014 8:05	28.55	67.2	**4.39**	8.0	SR13	24/9/2014 14:05	28.66	65.5	**4.27**	2.7	SR13	24/9/2014 20:05	28.66	67.7	**4.42**	2.6
SR13	24/9/2014 2:10	28.60	63.6	**4.14**	4.3	SR13	24/9/2014 8:10	28.55	66.8	**4.36**	10.6	SR13	24/9/2014 14:10	28.65	65.6	**4.28**	3.6	SR13	24/9/2014 20:10	28.66	66.0	**4.31**	1.4
SR13	24/9/2014 2:15	28.57	64.6	**4.21**	3.5	SR13	24/9/2014 8:15	28.55	66.8	**4.36**	5.9	SR13	24/9/2014 14:15	28.66	65.3	**4.26**	3.4	SR13	24/9/2014 20:15	28.66	66.5	**4.34**	1.9
SR13	24/9/2014 2:20	28.57	64.7	**4.22**	3.4	SR13	24/9/2014 8:20	28.55	66.5	**4.35**	5.5	SR13	24/9/2014 14:20	28.67	65.5	**4.27**	2.8	SR13	24/9/2014 20:20	28.66	66.9	**4.37**	2.1
SR13	24/9/2014 2:25	28.56	64.3	**4.19**	3.0	SR13	24/9/2014 8:25	28.55	67.1	**4.39**	5.9	SR13	24/9/2014 14:25	28.65	64.6	**4.21**	2.5	SR13	24/9/2014 20:25	28.66	67.0	**4.38**	2.2
SR13	24/9/2014 2:30	28.57	64.1	**4.18**	2.9	SR13	24/9/2014 8:30	28.55	66.7	**4.36**	5.0	SR13	24/9/2014 14:30	28.65	64.9	**4.24**	2.3	SR13	24/9/2014 20:30	28.66	67.5	**4.40**	2.4
SR13	24/9/2014 2:35	28.57	64.5	**4.21**	2.9	SR13	24/9/2014 8:35	28.55	67.1	**4.39**	6.1	SR13	24/9/2014 14:35	28.64	64.4	**4.20**	2.7	SR13	24/9/2014 20:35	28.66	66.9	**4.37**	2.4
SR13	24/9/2014 2:40	28.57	63.6	**4.15**	2.2	SR13	24/9/2014 8:40	28.55	66.5	**4.35**	5.1	SR13	24/9/2014 14:40	28.65	64.2	**4.19**	2.4	SR13	24/9/2014 20:40	28.66	66.4	**4.33**	2.6
SR13	24/9/2014 2:45	28.55	64.1	**4.18**	2.4	SR13	24/9/2014 8:45	28.55	66.7	**4.35**	7.2	SR13	24/9/2014 14:45	28.65	63.7	**4.16**	2.3	SR13	24/9/2014 20:45	28.66	66.2	**4.32**	1.6
SR13	24/9/2014 2:50	28.55	63.2	**4.13**	2.0	SR13	24/9/2014 8:50	28.55	66.6	**4.35**	4.9	SR13	24/9/2014 14:50	28.66	63.9	**4.17**	2.6	SR13	24/9/2014 20:50	28.65	66.5	**4.34**	2.1
SR13	24/9/2014 2:55	28.53	63.3	**4.14**	2.1	SR13	24/9/2014 8:55	28.56	66.7	**4.35**	8.6	SR13	24/9/2014 14:55	28.66	63.8	**4.16**	2.6	SR13	24/9/2014 20:55	28.65	66.6	**4.35**	2.1
SR13	24/9/2014 3:00	28.53	62.9	**4.11**	3.8	SR13	24/9/2014 9:00	28.56	66.5	**4.34**	6.9	SR13	24/9/2014 15:00	28.64	63.0	**4.11**	2.2	SR13	24/9/2014 21:00	28.66	67.8	**4.43**	2.2
SR13	24/9/2014 3:05	28.55	63.5	**4.15**	3.2	SR13	24/9/2014 9:05	28.56	66.4	**4.34**	8.3	SR13	24/9/2014 15:05	28.68	64.9	**4.23**	2.9	SR13	24/9/2014 21:05	28.66	67.8	**4.42**	3.3
SR13	24/9/2014 3:10	28.56	63.9	**4.17**	3.2	SR13	24/9/2014 9:10	28.56	66.1	**4.31**	6.5	SR13	24/9/2014 15:10	28.66	66.4	**4.33**	2.1	SR13	24/9/2014 21:10	28.66	67.1	**4.38**	3.9
SR13	24/9/2014 3:15	28.57	64.3	**4.20**	3.6	SR13	24/9/2014 9:15	28.56	66.1	**4.32**	7.2	SR13	24/9/2014 15:15	28.67	68.1	**4.44**	2.4	SR13	24/9/2014 21:15	28.66	66.9	**4.37**	3.6
SR13	24/9/2014 3:20	28.56	65.0	**4.24**	2.9	SR13	24/9/2014 9:20	28.56	65.9	**4.30**	6.9	SR13	24/9/2014 15:20	28.67	67.7	**4.42**	2.0	SR13	24/9/2014 21:20	28.65	66.3	**4.33**	4.7
SR13	24/9/2014 3:25	28.55	65.0	**4.24**	2.6	SR13	24/9/2014 9:25	28.56	65.2	**4.25**	6.4	SR13	24/9/2014 15:25	28.67	67.5	**4.41**	2.4	SR13	24/9/2014 21:25	28.66	66.0	**4.31**	3.4
SR13	24/9/2014 3:30	28.55	64.2	**4.19**	2.9	SR13	24/9/2014 9:30	28.56	65.4	**4.27**	6.8	SR13	24/9/2014 15:30	28.65	66.5	**4.34**	2.7	SR13	24/9/2014 21:30	28.65	65.7	**4.29**	3.6
SR13	24/9/2014 3:35	28.56	64.5	**4.21**	2.8	SR13	24/9/2014 9:35	28.56	65.6	**4.28**	7.1	SR13	24/9/2014 15:35	28.66	66.7	**4.35**	3.0	SR13	24/9/2014 21:35	28.65	65.8	**4.30**	2.5
SR13	24/9/2014 3:40	28.56	64.0	**4.17**	2.2	SR13	24/9/2014 9:40	28.56	65.3	**4.26**	5.3	SR13	24/9/2014 15:40	28.69	68.8	**4.49**	2.5	SR13	24/9/2014 21:40	28.64	66.2	**4.32**	3.8
SR13	24/9/2014 3:45	28.55	64.2	**4.19**	2.2	SR13	24/9/2014 9:45	28.56	65.3	**4.26**	5.6	SR13	24/9/2014 15:45	28.70	69.1	**4.51**	2.3	SR13	24/9/2014 21:45	28.64	65.9	**4.30**	2.8
SR13	24/9/2014 3:50	28.55	64.3	**4.20**	2.7	SR13	24/9/2014 9:50	28.56	64.8	**4.23**	5.4	SR13	24/9/2014 15:50	28.68	69.1	**4.51**	2.4	SR13	24/9/2014 21:50	28.63	66.2	**4.32**	2.7
SR13	24/9/2014 3:55	28.53	64.6	**4.22**	2.0	SR13	24/9/2014 9:55	28.56	64.6	**4.22**	4.3	SR13	24/9/2014 15:55	28.67	68.4	**4.46**	3.0	SR13	24/9/2014 21:55	28.63	66.2	**4.32**	2.8
SR13	24/9/2014 4:00	28.53	63.8	**4.17**	1.6	SR13	24/9/2014 10:00	28.57	66.2	**4.32**	4.4	SR13	24/9/2014 16:00	28.69	68.6	**4.47**	2.5	SR13	24/9/2014 22:00	28.63	66.1	**4.31**	3.2
SR13	24/9/2014 4:05	28.50	63.8	**4.17**	1.9	SR13	24/9/2014 10:05	28.59	65.8	**4.30**	5.4	SR13	24/9/2014 16:05	28.69	68.6	**4.47**	2.7	SR13	24/9/2014 22:05	28.63	66.7	**4.35**	3.8
SR13	24/9/2014 4:10	28.53	63.4	**4.15**	2.6	SR13	24/9/2014 10:10	28.59	65.4	**4.27**	5.9	SR13	24/9/2014 16:10	28.68	68.8	**4.49**	2.6	SR13	24/9/2014 22:10	28.64	69.9	**4.56**	13.1
SR13	24/9/2014 4:15	28.51	63.0	**4.12**	3.1	SR13	24/9/2014 10:15	28.57	64.8	**4.23**	6.0	SR13	24/9/2014 16:15	28.68	68.7	**4.48**	4.0	SR13	24/9/2014 22:15	28.63	66.1	**4.31**	7.5
SR13	24/9/2014 4:20	28.51	60.8	**3.98**	1.9	SR13	24/9/2014 10:20	28.56	64.1	**4.18**	7.0	SR13	24/9/2014 16:20	28.67	68.0	**4.44**	3.5	SR13	24/9/2014 22:20	28.63	66.0	**4.31**	5.7
SR13	24/9/2014 4:25	28.54	63.0	**4.12**	2.8	SR13	24/9/2014 10:25	28.57	64.6	**4.21**	6.1	SR13	24/9/2014 16:25	28.68	68.0	**4.43**	3.9	SR13	24/9/2014 22:25	28.63	65.7	**4.29**	4.9
SR13	24/9/2014 4:30	28.54	62.4	**4.08**	2.4	SR13	24/9/2014 10:30	28.57	64.0	**4.17**	5.3	SR13	24/9/2014 16:30	28.68	67.6	**4.41**	2.7	SR13	24/9/2014 22:30	28.63	65.2	**4.25**	4.5
SR13	24/9/2014 4:35	28.55	62.7	**4.10**	2.1	SR13	24/9/2014 10:35	28.59	64.8	**4.23**	5.3	SR13	24/9/2014 16:35	28.66	67.1	**4.38**	3.1	SR13	24/9/2014 22:35	28.64	65.2	**4.25**	4.3
SR13	24/9/2014 4:40	28.55	62.7	**4.10**	2.5	SR13	24/9/2014 10:40	28.59	64.4	**4.20**	4.5	SR13	24/9/2014 16:40	28.64	67.2	**4.39**	4.6	SR13	24/9/2014 22:40	28.63	63.9	**4.17**	3.4
SR13	24/9/2014 4:45	28.55	61.7	**4.03**	1.6	SR13	24/9/2014 10:45	28.60	64.4	**4.20**	4.0	SR13	24/9/2014 16:45	28.67	68.1	**4.45**	4.4	SR13	24/9/2014 22:45	28.63	64.4	**4.20**	3.2
SR13	24/9/2014 4:50	28.55	62.0	**4.05**	1.8	SR13	24/9/2014 10:50	28.71	66.5	**4.33**	3.5	SR13	24/9/2014 16:50	28.68	67.9	**4.43**	5.3	SR13	24/9/2014 22:50	28.64	64.3	**4.19**	3.5
SR13	24/9/2014 4:55	28.55	61.9	**4.04**	2.4	SR13	24/9/2014 10:55	28.76	68.1	**4.43**	3.6	SR13	24/9/2014 16:55	28.68	67.7	**4.42**	4.7	SR13	24/9/2014 22:55	28.64	65.4	**4.27**	4.8
SR13	24/9/2014 5:00	28.55	63.3	**4.13**	2.2	SR13	24/9/2014 11:00	28.66	66.3	**4.32**	3.5	SR13	24/9/2014 17:00	28.68	68.6	**4.48**	3.9	SR13	24/9/2014 23:00	28.64	65.1	**4.25**	5.1
SR13	24/9/2014 5:05	28.55	64.9	**4.24**	5.7	SR13	24/9/2014 11:05	28.61	65.0	**4.24**	3.6	SR13	24/9/2014 17:05	28.69	68.8	**4.49**	6.2	SR13	24/9/2014 23:05	28.65	65.4	**4.27**	5.7
SR13	24/9/2014 5:10	28.54	64.9	**4.24**	5.1	SR13	24/9/2014 11:10	28.67	66.2	**4.31**	3.2	SR13	24/9/2014 17:10	28.68	68.3	**4.45**	4.7	SR13	24/9/2014 23:10	28.64	64.6	**4.21**	6.0
SR13	24/9/2014 5:15	28.55	66.1	**4.31**	9.5	SR13	24/9/2014 11:15	28.64	65.5	**4.27**	3.4	SR13	24/9/2014 17:15	28.69	68.8	**4.49**	6.5	SR13	24/9/2014 23:15	28.63	64.7	**4.22**	3.7
SR13	24/9/2014 5:20	28.55	66.5	**4.34**	13.3	SR13	24/9/2014 11:20	28.63	65.0	**4.24**	2.8	SR13	24/9/2014 17:20	28.68	67.9	**4.43**	4.1	SR13	24/9/2014 23:20	28.63	64.7	**4.22**	3.0
SR13	24/9/2014 5:25	28.55	67.9	**4.43**	8.9	SR13	24/9/2014 11:25	28.61	64.4	**4.20**	2.8	SR13	24/9/2014 17:25	28.67	68.3	**4.46**	3.4	SR13	24/9/2014 23:25	28.63	64.7	**4.22**	3.6
SR13	24/9/2014 5:30	28.55	66.6	**4.35**	8.9	SR13	24/9/2014 11:30	28.66	65.2	**4.25**	2.9	SR13	24/9/2014 17:30	28.68	68.8	**4.49**	3.3	SR13	24/9/2014 23:30	28.64	64.7	**4.22**	3.5
SR13	24/9/2014 5:35	28.55	66.4	**4.34**	8.4	SR13	24/9/2014 11:35	28.66	65.2	**4.25**	2.7	SR13	24/9/2014 17:35	28.68	69.4	**4.53**	2.6	SR13	24/9/2014 23:35	28.64	64.7	**4.22**	3.4
SR13	24/9/2014 5:40	28.54	66.5	**4.34**	7.7	SR13	24/9/2014 11:40	28.71	67.1	**4.37**	2.7	SR13	24/9/2014 17:40	28.68	69.5	**4.54**	2.3	SR13	24/9/2014 23:40	28.64	64.4	**4.20**	3.6
SR13	24/9/2014 5:45	28.55	66.3	**4.33**	8.1	SR13	24/9/2014 11:45	28.70	67.5	**4.39**	3.2	SR13	24/9/2014 17:45	28.68	70.3	**4.59**	3.4	SR13	24/9/2014 23:45	28.64	64.9	**4.23**	3.6
SR13	24/9/2014 5:50	28.55	66.6	**4.35**	7.4	SR13	24/9/2014 11:50	28.69	66.8	**4.35**	2.6	SR13	24/9/2014 17:50	28.68	70.9	**4.63**	4.3	SR13	24/9/2014 23:50	28.64	65.0	**4.24**	3.1
SR13	24/9/2014 5:55	28.55	66.2	**4.32**	7.2	SR13	24/9/2014 11:55	28.68	66.1	**4.31**	2.2	SR13	24/9/2014 17:55	28.68	70.1	**4.57**	3.4	SR13	24/9/2014 23:55	28.64	64.6	**4.21**	3.2

Station	Timestamp	NH_3 (mg/L)				Station	Timestamp	NH_3 (mg/L)			
SR4	24/9/2014 0:17	0.06				SR12	24/9/2014 0:17	0.04			
SR4	24/9/2014 0:37	0.06				SR12	24/9/2014 0:37	0.04			
SR4	24/9/2014 0:57	0.05				SR12	24/9/2014 0:57	0.05			
SR4	24/9/2014 1:17	0.05				SR12	24/9/2014 1:17	0.04			
SR4	24/9/2014 1:37	0.05				SR12	24/9/2014 1:37	0.03			
SR4	24/9/2014 1:57	0.05				SR12	24/9/2014 1:57	0.04			
SR4	24/9/2014 2:17	0.05				SR12	24/9/2014 2:17	0.05			
SR4	24/9/2014 2:37	0.04				SR12	24/9/2014 2:37	0.04			
SR4	24/9/2014 2:57	0.05				SR12	24/9/2014 2:57	0.05			
SR4	24/9/2014 3:17	0.06				SR12	24/9/2014 3:17	0.04			
SR4	24/9/2014 3:37	0.05				SR12	24/9/2014 3:37	0.04			
SR4	24/9/2014 3:57	0.05				SR12	24/9/2014 3:57	0.04			
SR4	24/9/2014 4:17	0.05				SR12	24/9/2014 4:17	0.04			
SR4	24/9/2014 4:37	0.05				SR12	24/9/2014 4:37	0.04			
SR4	24/9/2014 4:57	0.04				SR12	24/9/2014 4:57	0.04			
SR4	24/9/2014 5:17	0.04				SR12	24/9/2014 5:17	0.04			
SR4	24/9/2014 5:37	0.04				SR12	24/9/2014 5:37	0.05			
SR4	24/9/2014 5:57	0.04				SR12	24/9/2014 5:57	0.05			
SR4						SR12					
SR4	24/9/2014 6:37	0.03				SR12	24/9/2014 6:37	0.05			
SR4	24/9/2014 6:57	0.05				SR12	24/9/2014 6:57	0.04			
SR4	24/9/2014 7:17	0.05				SR12	24/9/2014 7:17	0.05			
SR4	24/9/2014 7:37	0.05				SR12	24/9/2014 7:37	0.05			
SR4	24/9/2014 7:57	0.05				SR12	24/9/2014 7:57	0.05			
SR4	24/9/2014 8:17	0.05				SR12	24/9/2014 8:17	0.05			
SR4	24/9/2014 8:37	0.05				SR12	24/9/2014 8:37	0.04			
SR4	24/9/2014 8:57	0.06				SR12	24/9/2014 8:57	0.04			
SR4	24/9/2014 9:17	0.05				SR12	24/9/2014 9:17	0.06			
SR4	24/9/2014 9:37	0.05				SR12	24/9/2014 9:37	0.06			
SR4	24/9/2014 9:47	0.05				SR12	24/9/2014 9:57	0.06			
SR4						SR12	24/9/2014 10:17	0.06			
SR4						SR12	24/9/2014 10:37	0.05			
SR4						SR12	24/9/2014 10:57	0.05			
SR4	24/9/2014 11:17	0.05				SR12	24/9/2014 11:17	0.05			
SR4	24/9/2014 11:37	0.05				SR12	24/9/2014 11:37	0.05			
SR4	24/9/2014 11:57	0.04				SR12	24/9/2014 11:57	0.05			
SR4	24/9/2014 12:17	0.05				SR12	24/9/2014 12:17	0.06			
SR4	24/9/2014 12:37	0.05				SR12	24/9/2014 12:37	0.06			
SR4	24/9/2014 12:57	0.04				SR12	24/9/2014 12:57	0.06			
SR4	24/9/2014 13:17	0.04				SR12					
SR4	24/9/2014 13:37	0.04				SR12					
SR4	24/9/2014 13:57	0.05				SR12					
SR4	24/9/2014 14:17	0.05				SR12					
SR4	24/9/2014 14:37	0.04				SR12					
SR4	24/9/2014 14:57	0.05				SR12					
SR4	24/9/2014 15:17	0.05				SR12					
SR4	24/9/2014 15:37	0.05				SR12					
SR4	24/9/2014 15:57	0.08				SR12					
SR4	24/9/2014 16:17	0.06				SR12					
SR4	24/9/2014 16:37	0.08				SR12	24/9/2014 16:37	0.05			
SR4	24/9/2014 16:57	0.07				SR12	24/9/2014 16:57	0.05			
SR4	24/9/2014 17:17	0.07				SR12	24/9/2014 17:17	0.05			
SR4	24/9/2014 17:37	0.07				SR12	24/9/2014 17:37	0.05			
SR4	24/9/2014 17:57	0.05				SR12	24/9/2014 17:57	0.05			
SR4	24/9/2014 18:17	0.06				SR12	24/9/2014 18:17	0.05			
SR4	24/9/2014 18:37	0.06				SR12	24/9/2014 18:37	0.05			
SR4	24/9/2014 18:57	0.06				SR12	24/9/2014 18:57	0.04			
SR4	24/9/2014 19:17	0.06				SR12	24/9/2014 19:17	0.05			
SR4	24/9/2014 19:37	0.05				SR12	24/9/2014 19:37	0.05			
SR4	24/9/2014 19:57	0.05				SR12	24/9/2014 19:57	0.04			
SR4	24/9/2014 20:17	0.06				SR12	24/9/2014 20:17	0.05			
SR4	24/9/2014 20:37	0.06				SR12	24/9/2014 20:37	0.05			
SR4	24/9/2014 20:57	0.06				SR12	24/9/2014 20:57	0.05			
SR4	24/9/2014 21:17	0.07				SR12	24/9/2014 21:17	0.05			
SR4	24/9/2014 21:37	0.07				SR12	24/9/2014 21:37	0.06			
SR4	24/9/2014 21:57	0.06				SR12	24/9/2014 21:57	0.06			
SR4	24/9/2014 22:17	0.05				SR12	24/9/2014 22:17	0.06			
SR4	24/9/2014 22:37	0.04				SR12	24/9/2014 22:37	0.06			
SR4	24/9/2014 22:57	0.05				SR12	24/9/2014 22:57	0.08			
SR4	24/9/2014 23:17	0.04				SR12	24/9/2014 23:17	0.06			
SR4	24/9/2014 23:37	0.04				SR12	24/9/2014 23:37	0.05			
SR4	24/9/2014 23:57	0.04				SR12	24/9/2014 23:57	0.06			

Remark: Fonts with underline: Action Level Exceedance
Fonts with bold and underline: Limit Level Exceedance
Automatic Instrument calibration of NH3-N monitor was carried out during 5:57-6:37 at SR4 and SR12.
SR4 monitoring station was under maintenance during 9:46-10:56.
SR12 monitoring station was under maintenance during 13:06-16:16.

MATERIALAB CONSULTANTS LIMITED
Fugro Development Centre,
5 Lok Yi Street,
17 M.S. Castle Peak Road,
Tai Lam, Tuen Mun, N.T., Hong Kong.
Tel : (852)-24508238
Fax : (852)-24508032
Email : mcl@fugro.com.hk

MaterialLab

Interim Notification of Environmental Quality Limits Exceedances
24hr Water Quality Monitoring

Incident Report on Action Level or Limit Level Non-compliance

Reference No.:	20140925/24/SR5
Project:	CV/2013/04 - Providing Sufficient Water Depth for Kwai Tsing Container Basin and its Approach Channel
Date:	25/09/2014 – 26/09/2014
Time:	25/09/2014 00:00 – 26/09/2014 23:55
Monitoring Location:	SR5 – Ma Wan FCZ
Dissolved Oxygen	
Action Level / Limit Level:	5.46 / 5.39 (6 consecutive monitoring data exceedance)
Measured Level:	Three (3) AL Exceedances: 25/9: 5:22 – 5:44 (1), (25/9) 23:55 – (26/9) 0:20 (1) 26/9: 12:00 – 12:25 (1) Thirty one (31) LL Exceedances: 25/9: 7:20 – 8:45 (3), 9:10 – 11:05 (4), 19:45 – 23:10 (7) 26/9: 7:30 – 11:55 (9), 19:55 – 23:50 (8)
Turbidity	
Action Level / Limit Level:	6.0 / 7.9 (6 consecutive monitoring data exceedance)
Measured Level:	Eighteen (18) AL Exceedances: 25/9: 7:35 – 8:30 (2), 09:10 – 10:05 (2), 19:40 – 22:35 (6), 26/9: 8:10- 11:05 (6), 21:05 – 22:05 (2)
Action taken / to be taken:	Silt curtain and dredging rate were inspected and confirmed in a proper condition during the period. Monitoring equipment is checked and confirmed without problem.
Possible reason for Action or Limit Level Non-compliance:	Dissolved Oxygen At ebb tide, SR5 was situated at upstream of the Project, the water quality would not be affected by the construction. Routine impact monitoring was carried out on 25/9. At flood tide of routine impact monitoring on 25/9, DO (S&M) at G6 (upstream) was 5.61 mg/L while 5.62 mg/L was recorded at G1 (downstream), no decreasing trend of DO was shown across the Project. At ebb tide of routine impact monitoring on 25/9, DO (S&M) at C1 was 5.22 mg/L. The reading was lower than the Limit Level of SR5, indicating the background DO was low during monitoring period. The exceedance was not considered due to the project. The exceedance may be caused by influences in the vicinity of the station or changes in ambient conditions. Turbidity At ebb tide, SR5 was situated at upstream of the Project, the water quality would not be affected by the construction. Routine impact monitoring was carried out on 25/9. At flood tide of routine impact monitoring on 25/9, Turbidity at C3 was 7.6 NTU while at ebb tide, Turbidity at C1 was 7.6 NTU. The readings were higher than the Limit Level of SR5, indicating the background Turbidity was high during monitoring period. The exceedance was not considered due to the project.

The copyright of this document is owned by MateriaLab Consultants Ltd. It may not be reproduced except with prior written approval from the Company.

MATERIALAB CONSULTANTS LIMITED
Fugro Development Centre,
5 Lok Yi Street,
17 M.S. Castle Peak Road,
Tai Lam, Tuen Mun, N.T., Hong Kong.
Tel : (852)-24508238
Fax : (852)-24508032
Email : mcl@fugro.com.hk

	The exceedance may be caused by influences in the vicinity of the station or changes in ambient conditions.
Remarks:	Dredging works conducted at Portion A, Portion D and Portion E of the Project. According to Contractor, dredged rate (in-situ) at Portion A on 25/9 and 26/9 were 2154 m^3/day and 1077 m^3/day respectively, while dredged rate (in-situ) at Portion D on 25/9 and 26/9 were 3000 m^3/day and 500 m^3/day respectively, while dredged rate (in-situ) at Portion E on 26/9 was 2500 m^3/day. No dredging work conducted at Portion E on 25/9. Ebb tide: 24/9 21:28 – 25/9 03:33, 25/9 10:03 – 25/9 15:58, 25/9 21:55 – 26/9 04:11, 26/9 10:43 – 26/9 16:26 Flood tide: 25/9 03:33 – 25/9 10:03, 25/9 15:58 – 25/9 21:55, 26/9 04:11 – 26/9 10:43, 26/9 16:26 – 26/9 22:27

Certified by: Colin Yung
Designation: Environmental Team Leader

Signature:

Date: 27/10/2014

The copyright of this document is owned by MaterialLab Consultants Ltd. It may not be reproduced except with prior written approval from the Company.

MATERIALAB CONSULTANTS LIMITED
Fugro Development Centre,
5 Lok Yi Street,
17 M.S. Castle Peak Road,
Tai Lam, Tuen Mun, N.T., Hong Kong.
Tel : (852)-24508238
Fax : (852)-24508032
Email : mcl@fugro.com.hk

MaterialLab

Interim Notification of Environmental Quality Limits Exceedances
24hr Water Quality Monitoring

Incident Report on Action Level or Limit Level Non-compliance

Reference No.:	20140925/24/SR9
Project:	CV/2013/04 - Providing Sufficient Water Depth for Kwai Tsing Container Basin and its Approach Channel
Date:	25/09/2014 – 26/09/2014
Time:	25/09/2014 00:00 – 26/09/2014 23:55
Monitoring Location:	SR9 – Cheung Sha Wan FCZ
	Turbidity
Action Level / Limit Level:	2.8 / 4.7 (6 consecutive monitoring data exceedance)
Measured Level:	Twenty seven (27) AL Exceedances: 25/9: 06:55 – 10:20 (7), 12:55 – 18:20 (11), 20:40 – 21:05 (1) 26/9: 08:35 – 12:00 (7), 12:35 -13:00 (1)
Action taken / to be taken:	Silt curtain and dredging rate were inspected and confirmed in a proper condition during the period. Monitoring equipment is checked and confirmed without problem.
Possible reason for Action or Limit Level Non-compliance:	Turbidity The first occurrence of exceedance case was found at flood tide, when SR9 was situated at upstream of the Project, the water quality would not be affected by the construction. Routine impact monitoring was carried out on 25/9. At flood tide of routine impact monitoring on 25/9, Turbidity at C3 was 7.6 NTU while at ebb tide, Turbidity at C1 was 7.6 NTU. The readings were higher than the Limit Level of SR9, indicating the background Turbidity was high during monitoring period. The exceedance was not considered due to the project. The exceedance may be caused by influences in the vicinity of the station or changes in ambient conditions.
Remarks:	Dredging works conducted at Portion A, Portion D and Portion E of the Project. According to Contractor, dredged rate (in-situ) at Portion A on 25/9 and 26/9 were 2154 m^3/day and 1077 m^3/day respectively, while dredged rate (in-situ) at Portion D on 25/9 and 26/9 were 3000 m^3/day and 500 m^3/day respectively, while dredged rate (in-situ) at Portion E on 26/9 was 2500 m^3/day. No dredging work conducted at Portion E on 25/9. Ebb tide: 24/9 21:28 – 25/9 03:33, 25/9 10:03 – 25/9 15:58, 25/9 21:55 – 26/9 04:11, 26/9 10:43 – 26/9 16:26 Flood tide: 25/9 03:33 – 25/9 10:03, 25/9 15:58 – 25/9 21:55, 26/9 04:11 – 26/9 10:43, 26/9 16:26 – 26/9 22:27

Certified by: Colin Yung
Designation: Environmental Team Leader

Signature: CL

Date: 27/10/2014

The copyright of this document is owned by MaterialLab Consultants Ltd. It may not be reproduced except with prior written approval from the Company.

MATERIALAB CONSULTANTS LIMITED
Fugro Development Centre,
5 Lok Yi Street,
17 M.S. Castle Peak Road,
Tai Lam, Tuen Mun, N.T., Hong Kong.
Tel : (852)-24508238
Fax : (852)-24508032
Email : mcl@fugro.com.hk

MaterialLab

Interim Notification of Environmental Quality Limits Exceedances
24hr Water Quality Monitoring

Incident Report on Action Level or Limit Level Non-compliance

Reference No.:	20140925/24/SR10a
Project:	CV/2013/04 - Providing Sufficient Water Depth for Kwai Tsing Container Basin and its Approach Channel
Date:	25/09/2014 – 26/09/2014
Time:	25/09/2014 00:00 – 26/09/2014 23:55
Monitoring Location:	SR10 – Lo Tik Wan FCZ
Dissolved Oxygen	
Action Level / Limit Level:	6.12 / 5.97 (6 consecutive monitoring data exceedance)
Measured Level:	Ninety five (95) LL Exceedances (25/9) 23:50 – (26/9) 08:45 (18), (25/9) 09:20 – (26/9) 23:45 (77)
Turbidity	
Action Level / Limit Level:	2.8 / 4.7 (6 consecutive monitoring data exceedance)
Measured Level:	Sixty two (62) AL Exceedance 25/9: 0:05 – 0:30 (1),1:45 – 2:10 (1), 02:45 – 06:10 (7), 06:20 – 06:45 (1), 09:20 – 12:15(6) ,13:00 – 13:25 (1), 15:00 – 17:55 (6),18:35 – 19:00 (1), 25/9 20:40 – 26/9 02:05 (11) 26/9: 02:55 – 06:50 (8), 09:25 – 13:20 (8), 14:30 – 14:55 (1), 15:50 – 18:45 (5), 20:00 – 22:25 (5) Three (3) LL Exceedance 26/9: 02:25 – 2:50 (1), 22:40 – 23:35 (2)
Action taken / to be taken:	Silt curtain and dredging rate were inspected and confirmed in a proper condition during the period. Monitoring equipment is checked and confirmed without problem.
Possible reason for Action or Limit Level Non-compliance:	Dissolved Oxygen At flood tide, SR10 was situated at upstream of the Project, the water quality would not be affected by the construction. Routine impact monitoring was carried out on 25/9. At ebb tide of routine impact monitoring on 25/9, DO (S&M) at C1 was 5.22 mg/L. The reading was lower than the Limit Level of SR9, indicating the background DO was low during monitoring period. The exceedance was not considered due to the project. The exceedance may be caused by influences in the vicinity of the station or changes in ambient conditions. Turbidity At flood tide, SR10 was situated at upstream of the Project, the water quality would not be affected by the construction. Routine impact monitoring was carried out on 25/9. At flood tide of routine impact monitoring on 25/9, Turbidity at C3 was 7.6 NTU while at ebb tide, Turbidity at C1 was 7.6 NTU. The readings were higher than the Limit Level of SR10, indicating the background Turbidity was high during monitoring period. The exceedance was not considered due to the project. The exceedance may be caused by influences in the vicinity of the station or changes in ambient conditions.

The copyright of this document is owned by MateriaLab Consultants Ltd. It may not be reproduced except with prior written approval from the Company.

MATERIALAB CONSULTANTS LIMITED
Fugro Development Centre,
5 Lok Yi Street,
17 M.S. Castle Peak Road,
Tai Lam, Tuen Mun, N.T., Hong Kong.
Tel : (852)-24508238
Fax : (852)-24508032
Email : mcl@fugro.com.hk

Remarks:	Dredging works conducted at Portion A, Portion D and Portion E of the Project. According to Contractor, dredged rate (in-situ) at Portion A on 25/9 and 26/9 were 2154 m^3/day and 1077 m^3/day respectively, while dredged rate (in-situ) at Portion D on 25/9 and 26/9 were 3000 m^3/day and 500 m^3/day respectively, while dredged rate (in-situ) at Portion E on 26/9 was 2500 m^3/day. No dredging work conducted at Portion E on 25/9. Ebb tide: 24/9 21:28 – 25/9 03:33, 25/9 10:03 – 25/9 15:58, 25/9 21:55 – 26/9 04:11, 26/9 10:43 – 26/9 16:26 Flood tide: 25/9 03:33 – 25/9 10:03, 25/9 15:58 – 25/9 21:55, 26/9 04:11 – 26/9 10:43, 26/9 16:26 – 26/9 22:27

Certified by: Colin Yung
Designation: Environmental Team Leader

Signature:

Date: 27/10/2014

The copyright of this document is owned by MateriaLab Consultants Ltd. It may not be reproduced except with prior written approval from the Company.

MATERIALAB CONSULTANTS LIMITED
Fugro Development Centre,
5 Lok Yi Street,
17 M.S. Castle Peak Road,
Tai Lam, Tuen Mun, N.T., Hong Kong.
Tel : (852)-24508238
Fax : (852)-24508032
Email : mcl@fugro.com.hk

MaterialLab

Interim Notification of Environmental Quality Limits Exceedances
24hr Water Quality Monitoring

Incident Report on Action Level or Limit Level Non-compliance

Reference No.:	20140925/24/SR11a
Project:	CV/2013/04 - Providing Sufficient Water Depth for Kwai Tsing Container Basin and its Approach Channel
Date:	25/09/2014 – 26/09/2014
Time:	25/09/2014 00:00 – 26/09/2014 23:55
Monitoring Location:	SR11 – Sok Kwu Wan FCZ
	Dissolved Oxygen
Action Level / Limit Level:	6.12 / 5.97 (6 consecutive monitoring data exceedance)
Measured Level:	Ninety four (94) LL Exceedances: 25/9: (24/9) 23:55 – (25/9) 09:50 (20), 10:15 – 17:10 (14) 26/9: (25/9) 17:55 – (26/9) 23:50 (60)
	Turbidity
Action Level / Limit Level:	2.8 / 4.7 (6 consecutive monitoring data exceedance)
Measured Level:	One (1) AL Exceedance: 26/9: 16:15 – 16:40 (1)
Action taken / to be taken:	Silt curtain and dredging rate were inspected and confirmed in a proper condition during the period. Monitoring equipment is checked and confirmed without problem.
Possible reason for Action or Limit Level Non-compliance:	Dissolved Oxygen At flood tide, SR11 was situated at upstream of the Project, the water quality would not be affected by the construction. Routine impact monitoring was carried out on 25/9. At ebb tide of routine impact monitoring on 25/9, DO (S&M) at C1 was 5.22 mg/L. The reading was lower than the Limit Level of SR9, indicating the background DO was low during monitoring period. The exceedance was not considered due to the project. The exceedance may be caused by influences in the vicinity of the station or changes in ambient conditions. Turbidity One exceedance case was recoded during the transition of tidal change. Routine impact monitoring was carried out on 25/9. At flood tide of routine impact monitoring on 25/9, Turbidity at C3 was 7.6 NTU while at ebb tide, Turbidity at C1 was 7.6 NTU. The readings were higher than the Limit Level of SR11, indicating the background Turbidity was high during monitoring period. The exceedance was not considered due to the project. The exceedance may be caused by influences in the vicinity of the station or changes in ambient conditions.

The copyright of this document is owned by MateriaLab Consultants Ltd. It may not be reproduced except with prior written approval from the Company.

MATERIALAB CONSULTANTS LIMITED
Fugro Development Centre,
5 Lok Yi Street,
17 M.S. Castle Peak Road,
Tai Lam, Tuen Mun, N.T., Hong Kong.
Tel : (852)-24508238
Fax : (852)-24508032
Email : mcl@fugro.com.hk

Remarks:	Dredging works conducted at Portion A, Portion D and Portion E of the Project. According to Contractor, dredged rate (in-situ) at Portion A on 25/9 and 26/9 were 2154 m^3/day and 1077 m^3/day respectively, while dredged rate (in-situ) at Portion D on 25/9 and 26/9 were 3000 m^3/day and 500 m^3/day respectively, while dredged rate (in-situ) at Portion E on 26/9 was 2500 m^3/day. No dredging work conducted at Portion E on 25/9. Ebb tide: 24/9 21:28 – 25/9 03:33, 25/9 10:03 – 25/9 15:58, 25/9 21:55 – 26/9 04:11, 26/9 10:43 – 26/9 16:26 Flood tide: 25/9 03:33 – 25/9 10:03, 25/9 15:58 – 25/9 21:55, 26/9 04:11 – 26/9 10:43, 26/9 16:26 – 26/9 22:27

Certified by: Colin Yung
Designation: Environmental Team Leader

Signature:

Date: 27/10/2014

The copyright of this document is owned by MaterialLab Consultants Ltd. It may not be reproduced except with prior written approval from the Company.

MATERIALAB CONSULTANTS LIMITED
Fugro Development Centre,
5 Lok Yi Street,
17 M.S. Castle Peak Road,
Tai Lam, Tuen Mun, N.T., Hong Kong.
Tel : (852)-24508238
Fax : (852)-24508032
Email : mcl@fugro.com.hk

MaterialLab

Interim Notification of Environmental Quality Limits Exceedances
24hr Water Quality Monitoring

Incident Report on Action Level or Limit Level Non-compliance

Reference No.:	20140925/24/SR13a
Project:	CV/2013/04 - Providing Sufficient Water Depth for Kwai Tsing Container Basin and its Approach Channel
Date:	25/09/2014 – 26/09/2014
Time:	25/09/2014 00:00 – 26/09/2014 23:55
Monitoring Location:	SR13 – EMSD Cooling Water Intake for Kwai Chung Hospital
Dissolved Oxygen	
Action Level / Limit Level:	5.28 / 5.22 (6 consecutive monitoring data exceedance)
Measured Level:	Ninety five (95) LL Exceedances: 26/9: (24/9) 23:40 – (26/9) 13:35 (76), 14:05 – 23:30 (19)
Action taken / to be taken:	Silt curtain and dredging rate were inspected and confirmed in a proper condition during the period. Monitoring equipment is checked and confirmed without problem.
Possible reason for Action or Limit Level Non-compliance:	Dissolved Oxygen At ebb tide, SR13 was situated at upstream of the Project, the water quality would not be affected by the construction. Routine impact monitoring was carried out on 25/9. At flood tide of routine impact monitoring on 25/9, DO (S&M) at G6 (upstream) was 5.61 mg/L while 5.62 mg/L was recorded at G1 (downstream), no decreasing trend of DO was shown across the Project. The exceedance was not considered due to the project. The exceedance may be caused by influences in the vicinity of the station or changes in ambient conditions.
Remarks:	Dredging works conducted at Portion A, Portion D and Portion E of the Project. According to Contractor, dredged rate (in-situ) at Portion A on 25/9 and 26/9 were 2154 m^3/day and 1077 m^3/day respectively, while dredged rate (in-situ) at Portion D on 25/9 and 26/9 were 3000 m^3/day and 500 m^3/day respectively, while dredged rate (in-situ) at Portion E on 26/9 was 2500 m^3/day. No dredging work conducted at Portion E on 25/9. Ebb tide: 24/9 21:28 – 25/9 03:33, 25/9 10:03 – 25/9 15:58, 25/9 21:55 – 26/9 04:11, 26/9 10:43 – 26/9 16:26 Flood tide: 25/9 03:33 – 25/9 10:03, 25/9 15:58 – 25/9 21:55, 26/9 04:11 – 26/9 10:43, 26/9 16:26 – 26/9 22:27

Certified by: Colin Yung
Designation: Environmental Team Leader

Signature:

Date: 27/10/2014

The copyright of this document is owned by MaterialLab Consultants Ltd. It may not be reproduced except with prior written approval from the Company.

Station	Timestamp	Temp (° C)	DO (%)	DO (mg/L)	Tur (NTU)	Station	Timestamp	Temp (° C)	DO (%)	DO (mg/L)	Tur (NTU)	Station	Timestamp	Temp (° C)	DO (%)	DO (mg/L)	Tur (NTU)	Station	Timestamp	Temp (°C)	DO (%)	DO (mg/L)	Tur (NTU)
SR4	25/9/2014 0:01	28.82	83.0	5.56	2.3	SR4	25/9/2014 6:01	28.63	81.6	5.50	4.8	SR4	25/9/2014 12:01	28.79	84.3	5.66	2.1	SR4	25/9/2014 18:01	29.25	86.0	5.78	3.4
SR4	25/9/2014 0:06	28.76	83.4	5.60	2.4	SR4	25/9/2014 6:06	28.62	81.2	5.45	6.5	SR4	25/9/2014 12:06	28.80	84.3	5.66	2.9	SR4	25/9/2014 18:06	29.25	85.7	5.75	3.6
SR4	25/9/2014 0:11	28.75	82.7	5.54	3.0	SR4	25/9/2014 6:11	28.62	80.7	5.42	6.4	SR4	25/9/2014 12:11	28.84	84.6	5.67	2.0	SR4	25/9/2014 18:11	29.24	86.0	5.78	3.2
SR4	25/9/2014 0:16	28.72	80.7	5.41	6.3	SR4	25/9/2014 6:16	28.62	81.8	5.49	5.4	SR4	25/9/2014 12:16	28.87	85.2	5.71	2.3	SR4	25/9/2014 18:16	29.24	85.6	5.75	3.2
SR4	25/9/2014 0:21	28.72	80.8	5.41	3.3	SR4	25/9/2014 6:21	28.61	81.8	5.49	5.3	SR4	25/9/2014 12:21	28.82	84.1	5.64	2.4	SR4	25/9/2014 18:21	29.13	83.5	5.60	7.0
SR4	25/9/2014 0:26	28.74	81.5	5.45	3.1	SR4	25/9/2014 6:26	28.61	81.5	5.47	6.0	SR4	25/9/2014 12:26	28.83	84.2	5.65	2.5	SR4	25/9/2014 18:26	29.13	83.6	5.60	9.3
SR4	25/9/2014 0:31	28.72	79.6	5.33	3.5	SR4	25/9/2014 6:31	28.61	81.5	5.47	6.2	SR4	25/9/2014 12:31	28.83	83.8	5.62	2.6	SR4	25/9/2014 18:31	29.09	83.1	5.58	6.6
SR4	25/9/2014 0:36	28.73	80.7	5.41	2.6	SR4	25/9/2014 6:36	28.61	81.3	5.46	6.8	SR4	25/9/2014 12:36	28.84	83.5	5.60	2.7	SR4	25/9/2014 18:36	29.09	82.5	5.51	6.6
SR4	25/9/2014 0:41	28.73	80.2	5.35	2.0	SR4	25/9/2014 6:41	28.60	80.9	5.43	6.0	SR4	25/9/2014 12:41	28.85	83.9	5.62	2.9	SR4	25/9/2014 18:41	29.09	82.1	5.50	5.6
SR4	25/9/2014 0:46	28.72	79.1	5.28	2.9	SR4	25/9/2014 6:46	28.60	80.8	5.42	6.8	SR4	25/9/2014 12:46	28.86	83.8	5.62	3.1	SR4	25/9/2014 18:46	29.06	83.3	5.58	5.7
SR4	25/9/2014 0:51	28.73	78.0	5.20	1.7	SR4	25/9/2014 6:51	28.60	80.7	5.42	6.6	SR4	25/9/2014 12:51	28.86	83.9	5.63	2.4	SR4	25/9/2014 18:51	29.10	83.5	5.59	5.5
SR4	25/9/2014 0:56	28.73	78.1	5.21	1.6	SR4	25/9/2014 6:56	28.60	81.2	5.43	6.7	SR4	25/9/2014 12:56	28.93	83.6	5.60	2.5	SR4	25/9/2014 18:56	29.00	82.4	5.52	7.1
SR4	25/9/2014 1:01	28.76	79.5	5.31	1.8	SR4	25/9/2014 7:01	28.60	81.2	5.43	9.1	SR4	25/9/2014 13:01	28.93	83.4	5.59	2.4	SR4	25/9/2014 19:01	28.99	80.5	5.39	6.1
SR4	25/9/2014 1:06	28.73	77.4	5.18	2.3	SR4	25/9/2014 7:06	28.59	81.3	5.45	6.0	SR4	25/9/2014 13:06	28.97	83.2	5.57	2.6	SR4	25/9/2014 19:06	29.00	80.8	5.41	5.2
SR4	25/9/2014 1:11	28.69	75.7	5.07	2.9	SR4	25/9/2014 7:11	28.58	81.2	5.45	8.2	SR4	25/9/2014 13:11	28.98	82.6	5.53	1.8	SR4	25/9/2014 19:11	28.99	82.8	5.54	6.1
SR4	25/9/2014 1:16	28.68	74.4	4.98	3.1	SR4	25/9/2014 7:16	28.58	81.2	5.45	6.3	SR4	25/9/2014 13:16	28.97	80.8	5.41	2.2	SR4	25/9/2014 19:16	29.00	82.6	5.53	6.2
SR4	25/9/2014 1:21	28.68	74.4	4.98	2.8	SR4	25/9/2014 7:21	28.59	81.0	5.44	6.9	SR4	25/9/2014 13:21	28.97	82.5	5.52	2.0	SR4	25/9/2014 19:21	29.00	82.6	5.53	6.9
SR4	25/9/2014 1:26	28.69	76.5	5.12	3.1	SR4	25/9/2014 7:26	28.59	80.2	5.37	9.6	SR4	25/9/2014 13:26	28.96	82.4	5.52	2.1	SR4	25/9/2014 19:26	29.00	82.7	5.54	5.6
SR4	25/9/2014 1:31	28.69	76.8	5.14	2.9	SR4	25/9/2014 7:31	28.59	79.9	5.36	**14.8**	SR4	25/9/2014 13:31	29.00	82.8	5.54	1.9	SR4	25/9/2014 19:31	28.98	83.0	5.56	7.5
SR4	25/9/2014 1:36	28.69	76.7	5.14	2.7	SR4	25/9/2014 7:36	28.59	80.6	5.41	7.8	SR4	25/9/2014 13:36	29.03	82.2	5.50	2.0	SR4	25/9/2014 19:36	28.98	83.0	5.56	7.1
SR4	25/9/2014 1:41	28.69	78.0	5.23	2.5	SR4	25/9/2014 7:41	28.60	80.4	5.39	7.7	SR4	25/9/2014 13:41	29.04	80.5	5.38	1.6	SR4	25/9/2014 19:41	28.97	83.0	5.56	8.3
SR4	25/9/2014 1:46	28.70	78.9	5.27	2.7	SR4	25/9/2014 7:46	28.60	80.2	5.38	7.5	SR4	25/9/2014 13:46	28.93	81.3	5.45	2.9	SR4	25/9/2014 19:46	28.97	82.7	5.54	7.3
SR4	25/9/2014 1:51	28.70	78.5	5.26	2.5	SR4	25/9/2014 7:51	28.60	80.0	5.36	6.9	SR4	25/9/2014 13:51	29.13	81.8	5.46	2.3	SR4	25/9/2014 19:51	28.88	81.8	5.48	9.3
SR4	25/9/2014 1:56	28.70	76.4	5.13	2.0	SR4	25/9/2014 7:56	28.60	80.0	5.36	6.3	SR4	25/9/2014 13:56	28.82	80.5	5.40	4.8	SR4	25/9/2014 19:56	28.89	81.9	5.49	9.2
SR4	25/9/2014 2:01	28.70	77.7	5.21	2.9	SR4	25/9/2014 8:01	28.60	79.9	5.36	6.7	SR4	25/9/2014 14:01	28.99	80.5	5.38	3.1	SR4	25/9/2014 20:01	28.88	81.8	5.48	**10.6**
SR4	25/9/2014 2:06	28.70	78.7	5.27	3.0	SR4	25/9/2014 8:06	28.60	80.0	5.36	7.7	SR4	25/9/2014 14:06	28.92	80.1	5.36	3.2	SR4	25/9/2014 20:06	28.88	81.6	5.47	9.0
SR4	25/9/2014 2:11	28.70	78.0	5.23	3.1	SR4	25/9/2014 8:11	28.60	80.1	5.37	7.3	SR4	25/9/2014 14:11	28.88	80.1	5.37	3.7	SR4	25/9/2014 20:11	28.87	81.5	5.46	**11.6**
SR4	25/9/2014 2:16	28.69	75.7	5.07	2.7	SR4	25/9/2014 8:16	28.61	80.0	5.36	7.9	SR4	25/9/2014 14:16	28.86	79.5	5.33	5.2	SR4	25/9/2014 20:16	28.86	81.5	5.46	8.9
SR4	25/9/2014 2:21	28.69	77.8	5.22	3.2	SR4	25/9/2014 8:21	28.61	80.4	5.38	6.3	SR4	25/9/2014 14:21	29.00	81.2	5.44	3.0	SR4	25/9/2014 20:21	28.85	81.3	5.44	**10.2**
SR4	25/9/2014 2:26	28.68	76.9	5.15	4.1	SR4	25/9/2014 8:26	28.61	80.1	5.36	6.3	SR4	25/9/2014 14:26	28.93	79.9	5.35	3.0	SR4	25/9/2014 20:26	28.85	81.3	5.45	8.9
SR4	25/9/2014 2:31	28.68	75.1	5.03	2.6	SR4	25/9/2014 8:31	28.61	80.2	5.37	6.3	SR4	25/9/2014 14:31	28.95	80.3	5.38	2.5	SR4	25/9/2014 20:31	28.84	80.8	5.40	8.5
SR4	25/9/2014 2:36	28.68	78.3	5.23	4.7	SR4	25/9/2014 8:36	28.61	79.9	5.35	6.8	SR4	25/9/2014 14:36	28.90	79.6	5.33	3.3	SR4	25/9/2014 20:36	28.81	81.1	5.43	9.6
SR4	25/9/2014 2:41	28.68	76.2	5.10	4.4	SR4	25/9/2014 8:41	28.61	79.9	5.35	6.4	SR4	25/9/2014 14:41	28.87	79.3	5.32	4.3	SR4	25/9/2014 20:41	28.82	80.9	5.41	8.6
SR4	25/9/2014 2:46	28.68	77.5	5.19	4.0	SR4	25/9/2014 8:46	28.61	79.8	5.35	6.7	SR4	25/9/2014 14:46	28.86	80.0	5.36	3.9	SR4	25/9/2014 20:46	28.82	81.0	5.42	7.6
SR4	25/9/2014 2:51	28.68	77.6	5.19	5.2	SR4	25/9/2014 8:51	28.61	79.8	5.34	6.5	SR4	25/9/2014 14:51	28.89	80.0	5.35	3.1	SR4	25/9/2014 20:51	28.82	80.6	5.40	6.6
SR4	25/9/2014 2:56	28.68	77.3	5.16	5.2	SR4	25/9/2014 8:56	28.61	79.9	5.35	8.0	SR4	25/9/2014 14:56	28.86	77.5	5.19	3.7	SR4	25/9/2014 20:56	28.82	80.9	5.41	7.2
SR4	25/9/2014 3:01	28.68	77.7	5.17	4.7	SR4	25/9/2014 9:01	28.61	79.8	5.35	7.3	SR4	25/9/2014 15:01	28.93	80.9	5.42	3.3	SR4	25/9/2014 21:01	28.81	80.5	5.39	6.0
SR4	25/9/2014 3:06	28.68	77.6	5.18	4.9	SR4	25/9/2014 9:06	28.61	79.8	5.34	6.9	SR4	25/9/2014 15:06	28.91	79.1	5.30	3.1	SR4	25/9/2014 21:06	28.80	80.7	5.41	9.0
SR4	25/9/2014 3:11	28.67	78.0	5.20	4.8	SR4	25/9/2014 9:11	28.62	79.8	5.34	6.4	SR4	25/9/2014 15:11	28.83	77.6	5.20	5.0	SR4	25/9/2014 21:11	28.79	80.3	5.38	7.1
SR4	25/9/2014 3:16	28.68	78.6	5.24	4.0	SR4	25/9/2014 9:16	28.62	79.8	5.34	6.3	SR4	25/9/2014 15:16	28.89	77.7	5.19	4.1	SR4	25/9/2014 21:16	28.83	80.6	5.40	6.0
SR4	25/9/2014 3:21	28.68	77.8	5.19	3.2	SR4	25/9/2014 9:21	28.62	79.8	5.35	6.0	SR4	25/9/2014 15:21	28.87	79.9	5.34	3.8	SR4	25/9/2014 21:21	28.84	81.0	5.43	6.7
SR4	25/9/2014 3:26	28.68	78.6	5.24	3.7	SR4	25/9/2014 9:26	28.62	80.0	5.36	5.9	SR4	25/9/2014 15:26	28.86	79.5	5.31	3.8	SR4	25/9/2014 21:26	28.90	82.1	5.51	4.1
SR4	25/9/2014 3:31	28.68	78.3	5.23	4.0	SR4	25/9/2014 9:31	28.64	80.6	5.40	4.9	SR4	25/9/2014 15:31	28.97	80.3	5.36	2.6	SR4	25/9/2014 21:31	28.87	81.4	5.46	4.3
SR4	25/9/2014 3:36	28.67	78.3	5.24	3.6	SR4	25/9/2014 9:36	28.65	81.5	5.47	4.2	SR4	25/9/2014 15:36	28.99	81.1	5.41	3.5	SR4	25/9/2014 21:36	28.91	81.9	5.50	3.5
SR4	25/9/2014 3:41	28.67	77.9	5.22	3.2	SR4	25/9/2014 9:41	28.64	81.1	5.44	4.6	SR4	25/9/2014 15:41	28.98	80.8	5.39	5.2	SR4	25/9/2014 21:41	28.92	82.5	5.54	3.8
SR4	25/9/2014 3:46	28.67	77.9	5.22	3.5	SR4	25/9/2014 9:46	28.67	82.3	5.52	3.6	SR4	25/9/2014 15:46	29.00	81.5	5.44	3.8	SR4	25/9/2014 21:46	28.93	82.3	5.53	3.5
SR4	25/9/2014 3:51	28.67	79.4	5.32	4.4	SR4	25/9/2014 9:51	28.70	82.9	5.55	3.4	SR4	25/9/2014 15:51	29.01	82.1	5.49	4.7	SR4	25/9/2014 21:51	28.93	82.6	5.55	3.3
SR4	25/9/2014 3:56	28.67	78.6	5.27	3.2	SR4	25/9/2014 9:56	28.69	82.8	5.56	3.2	SR4	25/9/2014 15:56	29.01	81.8	5.47	3.7	SR4	25/9/2014 21:56	28.94	82.6	5.55	3.5
SR4	25/9/2014 4:01	28.67	77.7	5.21	3.1	SR4	25/9/2014 10:01	28.68	82.6	5.55	3.2	SR4	25/9/2014 16:01	29.02	82.6	5.52	4.2	SR4	25/9/2014 22:01	28.95	83.1	5.58	4.3
SR4	25/9/2014 4:06	28.67	78.0	5.23	2.8	SR4	25/9/2014 10:06	28.69	82.8	5.56	2.7	SR4	25/9/2014 16:06	29.22	81.3	5.42	3.3	SR4	25/9/2014 22:06	28.95	83.0	5.57	3.2
SR4	25/9/2014 4:11	28.64	77.6	5.20	3.5	SR4	25/9/2014 10:11	28.67	82.2	5.52	4.1	SR4	25/9/2014 16:11	29.09	82.5	5.51	3.8	SR4	25/9/2014 22:11	28.96	82.8	5.56	3.2
SR4	25/9/2014 4:16	28.58	79.1	5.31	3.5	SR4	25/9/2014 10:16	28.67	81.6	5.48	3.8	SR4	25/9/2014 16:16	29.08	82.8	5.53	3.6	SR4	25/9/2014 22:16	28.96	82.7	5.55	3.3
SR4	25/9/2014 4:21	28.57	75.5	5.07	3.3	SR4	25/9/2014 10:21	28.67	82.1	5.51	3.3	SR4	25/9/2014 16:21	29.07	82.6	5.52	3.6	SR4	25/9/2014 22:21	28.96	82.9	5.56	3.2
SR4	25/9/2014 4:26	28.58	80.4	5.41	4.2	SR4	25/9/2014 10:26	28.66	80.1	5.38	5.4	SR4	25/9/2014 16:26	29.06	82.8	5.53	3.5	SR4	25/9/2014 22:26	28.97	82.8	5.56	3.3
SR4	25/9/2014 4:31	28.60	79.8	5.36	3.9	SR4	25/9/2014 10:31	28.65	80.3	5.39	4.5	SR4	25/9/2014 16:31	29.09	83.8	5.60	4.3	SR4	25/9/2014 22:31	28.97	82.7	5.55	3.3
SR4	25/9/2014 4:36	28.58	80.2	5.38	3.9	SR4	25/9/2014 10:36	28.65	80.4	5.39	4.2	SR4	25/9/2014 16:36	29.10	83.4	5.58	3.5	SR4	25/9/2014 22:36	28.93	82.7	5.56	2.9
SR4	25/9/2014 4:41	28.57	80.6	5.42	4.1	SR4	25/9/2014 10:41	28.65	80.5	5.39	4.5	SR4	25/9/2014 16:41	29.11	84.1	5.62	4.0	SR4	25/9/2014 22:41	28.96	82.4	5.53	3.6
SR4	25/9/2014 4:46	28.58	79.8	5.36	3.3	SR4	25/9/2014 10:46	28.68	81.9	5.49	2.8	SR4	25/9/2014 16:46	29.12	84.0	5.62	3.7	SR4	25/9/2014 22:46	28.96	82.4	5.53	3.5
SR4	25/9/2014 4:51	28.59	78.5	5.27	4.2	SR4	25/9/2014 10:51	28.68	82.3	5.52	2.6	SR4	25/9/2014 16:51	29.13	84.4	5.65	4.1	SR4	25/9/2014 22:51	28.97	82.7	5.55	3.6
SR4	25/9/2014 4:56	28.60	79.4	5.34	3.8	SR4	25/9/2014 10:56	28.69	82.7	5.54	2.8	SR4	25/9/2014 16:56	29.14	84.2	5.63	3.6	SR4	25/9/2014 22:56	28.96	81.4	5.47	4.2
SR4	25/9/2014 5:01	28.58	80.2	5.40	3.6	SR4	25/9/2014 11:01	28.70	82.9	5.57	2.2	SR4	25/9/2014 17:01	29.15	84.2	5.63	3.8	SR4	25/9/2014 23:01	28.95	81.3	5.46	2.6
SR4	25/9/2014 5:06	28.59	81.0	5.46	3.5	SR4	25/9/2014 11:06	28.70	82.2	5.52	2.3	SR4	25/9/2014 17:06	29.15	83.5	5.58	3.2	SR4	25/9/2014 23:06	28.95	82.8	5.56	2.7
SR4	25/9/2014 5:11	28.59	80.7	5.44	3.9	SR4	25/9/2014 11:11	28.68	82.2	5.52	2.8	SR4	25/9/2014 17:11	29.17	83.8	5.61	3.4	SR4	25/9/2014 23:11	28.95	81.7	5.49	2.7
SR4	25/9/2014 5:16	28.59	80.1	5.40	3.7	SR4	25/9/2014 11:16	28.68	82.2	5.52	2.6	SR4	25/9/2014 17:16	29.17	84.0	5.63	3.5	SR4	25/9/2014 23:16	28.95	81.0	5.44	2.6
SR4	25/9/2014 5:21	28.59	80.9	5.45	3.6	SR4	25/9/2014 11:21	28.69	82.5	5.54	2.8	SR4	25/9/2014 17:21	29.19	84.1	5.64	3.5	SR4	25/9/2014 23:21	28.94	81.9	5.50	2.9
SR4	25/9/2014 5:26	28.60	81.3	5.47	3.6	SR4	25/9/2014 11:26	28.71	83.6	5.61	2.8	SR4	25/9/2014 17:26	29.20	83.8	5.62	3.7	SR4	25/9/2014 23:26	28.88	82.8	5.57	2.6
SR4	25/9/2014 5:31	28.58	80.9	5.45	3.5	SR4	25/9/2014 11:31	28.72	83.7	5.62	3.0	SR4	25/9/2014 17:31	29.22	84.4	5.66	3.5	SR4	25/9/2014 23:31	28.86	82.3	5.54	2.8
SR4	25/9/2014 5:36	28.60	82.2	5.54	4.3	SR4	25/9/2014 11:36	28.72	83.7	5.62	3.1	SR4	25/9/2014 17:36	29.22	85.8	5.75	3.7	SR4	25/9/2014 23:36	28.89	81.5	5.49	2.5
SR4	25/9/2014 5:41	28.61	82.4	5.56	3.9	SR4	25/9/2014 11:41	28.72	83.7	5.62	2.2	SR4	25/9/2014 17:41	29.23	85.1	5.71	3.4	SR4	25/9/2014 23:41	28.89	81.8	5.51	2.5
SR4	25/9/2014 5:46	28.60	82.9	5.59	3.9	SR4	25/9/2014 11:46	28.73	83.6	5.61	2.5	SR4	25/9/2014 17:46	29.22	85.7	5.75	3.8	SR4	25/9/2014 23:46	28.87	81.1	5.47	2.5
SR4	25/9/2014 5:51	28.59	83.5	5.62	6.5	SR4	25/9/2014 11:51	28.73	83.5	5.61	2.7	SR4	25/9/2014 17:51	29.23	85.9	5.76	3.9	SR4	25/9/2014 23:51	28.86	80.6	5.43	2.1
SR4	25/9/2014 5:56	28.59	83.1	5.61	3.7	SR4	25/9/2014 11:56	28.75	84.0	5.63	2.5	SR4	25/9/2014 17:56	29.24	86.0	5.77	3.8	SR4	25/9/2014 23:56	28.87	81.2	5.47	2.6

Station	Timestamp	Temp (° C)	DO (%)	DO (mg/L)	Tur (NTU)	Station	Timestamp	Temp (° C)	DO (%)	DO (mg/L)	Tur (NTU)	Station	Timestamp	Temp (° C)	DO (%)	DO (mg/L)	Tur (NTU)	Station	Timestamp	Temp (°C)	DO (%)	DO (mg/L)	Tur (NTU)
SR5	25/9/2014 0:00	28.71	82.7	5.46	4.9	SR5	25/9/2014 6:00	28.87	84.0	5.62	5.8	SR5	25/9/2014 12:00	29.30	88.0	5.79	3.2	SR5	25/9/2014 18:00	29.22	87.3	5.82	3.8
SR5	25/9/2014 0:05	28.71	82.2	5.43	4.9	SR5	25/9/2014 6:05	28.86	85.1	5.69	7.0	SR5	25/9/2014 12:05	29.28	87.3	5.74	3.0	SR5	25/9/2014 18:05	29.20	86.8	5.78	3.7
SR5	25/9/2014 0:10	28.71	82.1	5.42	5.7	SR5	25/9/2014 6:10	28.86	85.4	5.71	6.8	SR5	25/9/2014 12:10	29.20	87.0	5.73	3.1	SR5	25/9/2014 18:10	29.20	86.5	5.76	3.8
SR5	25/9/2014 0:15	28.71	81.5	**5.38**	5.1	SR5	25/9/2014 6:15	28.85	85.5	5.72	7.2	SR5	25/9/2014 12:15	29.37	88.1	5.80	2.8	SR5	25/9/2014 18:15	29.20	86.4	5.76	3.6
SR5	25/9/2014 0:20	28.71	82.1	5.42	5.6	SR5	25/9/2014 6:20	28.84	84.7	5.66	6.3	SR5	25/9/2014 12:20	29.17	86.2	5.68	3.5	SR5	25/9/2014 18:20	29.13	86.7	5.78	4.4
SR5	25/9/2014 0:25	28.72	83.3	5.50	4.8	SR5	25/9/2014 6:25	28.84	85.6	5.71	4.7	SR5	25/9/2014 12:25	29.28	87.5	5.76	3.0	SR5	25/9/2014 18:25	29.15	87.1	5.81	4.2
SR5	25/9/2014 0:30	28.70	83.1	5.49	4.5	SR5	25/9/2014 6:30	28.85	85.2	5.69	5.1	SR5	25/9/2014 12:30	29.32	87.6	5.76	2.7	SR5	25/9/2014 18:30	29.13	85.4	5.70	4.6
SR5	25/9/2014 0:35	28.68	83.0	5.49	4.4	SR5	25/9/2014 6:35	28.83	85.4	5.70	4.7	SR5	25/9/2014 12:35	29.27	87.0	5.73	3.2	SR5	25/9/2014 18:35	29.09	86.3	5.75	4.8
SR5	25/9/2014 0:40	28.68	83.8	5.55	4.0	SR5	25/9/2014 6:40	28.82	84.8	5.65	4.8	SR5	25/9/2014 12:40	29.34	88.0	5.79	2.8	SR5	25/9/2014 18:40	29.10	86.3	5.76	4.0
SR5	25/9/2014 0:45	28.64	85.0	5.64	4.1	SR5	25/9/2014 6:45	28.81	84.3	5.61	4.8	SR5	25/9/2014 12:45	29.27	87.2	5.74	2.7	SR5	25/9/2014 18:45	29.13	84.4	5.63	3.6
SR5	25/9/2014 0:50	28.65	84.5	5.60	4.0	SR5	25/9/2014 6:50	28.79	83.1	5.52	5.0	SR5	25/9/2014 12:50	29.34	89.7	5.91	2.9	SR5	25/9/2014 18:50	29.12	85.4	5.69	4.1
SR5	25/9/2014 0:55	28.66	84.7	5.61	4.3	SR5	25/9/2014 6:55	28.79	82.5	5.48	5.8	SR5	25/9/2014 12:55	29.36	89.7	5.90	2.8	SR5	25/9/2014 18:55	29.10	86.3	5.75	4.0
SR5	25/9/2014 1:00	28.65	85.4	5.66	4.5	SR5	25/9/2014 7:00	28.79	82.5	5.49	5.1	SR5	25/9/2014 13:00	29.27	88.3	5.82	3.2	SR5	25/9/2014 19:00	29.10	85.8	5.72	3.8
SR5	25/9/2014 1:05	28.66	85.2	5.64	4.2	SR5	25/9/2014 7:05	28.78	81.2	5.39	6.3	SR5	25/9/2014 13:05	29.36	89.9	5.92	3.3	SR5	25/9/2014 19:05	29.11	84.5	5.63	3.8
SR5	25/9/2014 1:10	28.66	84.9	5.63	4.5	SR5	25/9/2014 7:10	28.78	81.7	5.42	5.5	SR5	25/9/2014 13:10	29.37	90.2	5.94	3.6	SR5	25/9/2014 19:10	29.07	84.6	5.64	5.0
SR5	25/9/2014 1:15	28.67	85.3	5.65	4.0	SR5	25/9/2014 7:15	28.78	81.7	5.41	5.9	SR5	25/9/2014 13:15	29.26	89.3	5.89	4.6	SR5	25/9/2014 19:15	29.08	84.3	5.62	4.5
SR5	25/9/2014 1:20	28.68	85.0	5.63	4.3	SR5	25/9/2014 7:20	28.78	80.9	**5.36**	6.0	SR5	25/9/2014 13:20	29.27	89.3	5.89	3.4	SR5	25/9/2014 19:20	29.08	83.8	5.58	5.5
SR5	25/9/2014 1:25	28.69	84.9	5.63	4.8	SR5	25/9/2014 7:25	28.77	79.7	**5.28**	**11.4**	SR5	25/9/2014 13:25	29.27	89.1	5.88	3.1	SR5	25/9/2014 19:25	29.05	84.0	5.59	5.7
SR5	25/9/2014 1:30	28.68	84.7	5.61	5.3	SR5	25/9/2014 7:30	28.78	81.1	**5.38**	5.6	SR5	25/9/2014 13:30	29.27	89.4	5.90	2.9	SR5	25/9/2014 19:30	29.01	82.8	5.50	6.5
SR5	25/9/2014 1:35	28.69	86.1	5.71	3.9	SR5	25/9/2014 7:35	28.77	80.7	**5.35**	6.8	SR5	25/9/2014 13:35	29.26	88.7	5.85	3.2	SR5	25/9/2014 19:35	28.99	81.8	5.43	5.4
SR5	25/9/2014 1:40	28.69	85.6	5.68	4.5	SR5	25/9/2014 7:40	28.74	79.5	**5.26**	6.4	SR5	25/9/2014 13:40	29.27	88.2	5.81	3.8	SR5	25/9/2014 19:40	28.95	81.6	5.42	6.5
SR5	25/9/2014 1:45	28.68	85.8	5.69	5.0	SR5	25/9/2014 7:45	28.74	79.2	**5.24**	6.5	SR5	25/9/2014 13:45	29.27	88.0	5.80	3.5	SR5	25/9/2014 19:45	28.94	80.5	**5.33**	7.3
SR5	25/9/2014 1:50	28.74	86.1	5.72	3.7	SR5	25/9/2014 7:50	28.73	78.8	**5.21**	7.4	SR5	25/9/2014 13:50	29.58	91.0	5.98	3.5	SR5	25/9/2014 19:50	28.93	80.2	**5.32**	7.2
SR5	25/9/2014 1:55	28.73	87.0	5.78	4.8	SR5	25/9/2014 7:55	28.73	78.8	**5.21**	6.9	SR5	25/9/2014 13:55	29.54	90.9	5.99	3.0	SR5	25/9/2014 19:55	28.94	78.8	**5.23**	6.8
SR5	25/9/2014 2:00	28.76	86.2	5.73	4.4	SR5	25/9/2014 8:00	28.72	78.1	**5.16**	7.0	SR5	25/9/2014 14:00	29.57	92.5	6.10	3.0	SR5	25/9/2014 20:00	28.93	79.7	**5.29**	7.0
SR5	25/9/2014 2:05	28.74	86.5	5.75	4.6	SR5	25/9/2014 8:05	28.72	78.6	**5.19**	6.8	SR5	25/9/2014 14:05	29.36	90.5	5.97	3.5	SR5	25/9/2014 20:05	28.91	78.8	**5.22**	**8.1**
SR5	25/9/2014 2:10	28.75	86.1	5.73	4.2	SR5	25/9/2014 8:10	28.71	78.3	**5.17**	6.7	SR5	25/9/2014 14:10	29.48	90.9	5.99	3.2	SR5	25/9/2014 20:10	28.90	79.7	**5.27**	7.7
SR5	25/9/2014 2:15	28.74	87.1	5.80	4.7	SR5	25/9/2014 8:15	28.70	78.1	**5.16**	6.9	SR5	25/9/2014 14:15	29.43	92.3	6.09	3.1	SR5	25/9/2014 20:15	28.91	78.5	**5.19**	7.2
SR5	25/9/2014 2:20	28.78	88.5	5.90	4.4	SR5	25/9/2014 8:20	28.71	78.2	**5.16**	7.0	SR5	25/9/2014 14:20	29.59	93.4	6.16	2.5	SR5	25/9/2014 20:20	28.90	79.1	**5.22**	7.3
SR5	25/9/2014 2:25	28.76	87.7	5.85	4.6	SR5	25/9/2014 8:25	28.71	78.2	**5.17**	7.7	SR5	25/9/2014 14:25	29.50	93.0	6.14	3.2	SR5	25/9/2014 20:25	28.90	79.5	**5.25**	6.8
SR5	25/9/2014 2:30	28.76	87.8	5.86	4.6	SR5	25/9/2014 8:30	28.70	77.9	**5.14**	7.2	SR5	25/9/2014 14:30	29.46	92.5	6.11	2.8	SR5	25/9/2014 20:30	28.90	79.0	**5.21**	6.4
SR5	25/9/2014 2:35	28.76	87.7	5.86	4.5	SR5	25/9/2014 8:35	28.70	77.9	**5.14**	7.1	SR5	25/9/2014 14:35	29.44	92.6	6.12	3.2	SR5	25/9/2014 20:35	28.90	78.8	**5.20**	7.0
SR5	25/9/2014 2:40	28.76	87.4	5.84	4.4	SR5	25/9/2014 8:40	28.70	77.4	**5.11**	7.4	SR5	25/9/2014 14:40	29.46	91.9	6.07	3.1	SR5	25/9/2014 20:40	28.89	78.4	**5.17**	7.9
SR5	25/9/2014 2:45	28.77	88.0	5.89	4.5	SR5	25/9/2014 8:45	28.70	76.9	**5.08**	6.6	SR5	25/9/2014 14:45	29.37	92.7	6.14	2.7	SR5	25/9/2014 20:45	28.88	78.6	**5.19**	7.1
SR5	25/9/2014 2:50	28.81	87.8	5.87	4.5	SR5						SR5	25/9/2014 14:50	29.34	91.4	6.05	3.1	SR5	25/9/2014 20:50	28.87	78.8	**5.20**	7.8
SR5	25/9/2014 2:55	28.84	87.8	5.86	4.6	SR5						SR5	25/9/2014 14:55	29.37	91.2	6.04	3.1	SR5	25/9/2014 20:55	28.87	78.7	**5.19**	7.5
SR5	25/9/2014 3:00	28.84	87.5	5.84	4.9	SR5						SR5	25/9/2014 15:00	29.37	91.5	6.06	3.1	SR5	25/9/2014 21:00	28.86	79.0	**5.21**	**8.4**
SR5	25/9/2014 3:05	28.85	87.4	5.83	5.7	SR5						SR5	25/9/2014 15:05	29.37	90.7	6.01	2.9	SR5	25/9/2014 21:05	28.85	78.6	**5.18**	7.7
SR5	25/9/2014 3:10	28.84	87.9	5.87	5.1	SR5	25/9/2014 9:10	28.68	77.0	**5.07**	**8.0**	SR5	25/9/2014 15:10	29.43	91.3	6.04	3.0	SR5	25/9/2014 21:10	28.85	77.8	**5.13**	7.7
SR5	25/9/2014 3:15	28.84	88.3	5.90	4.7	SR5	25/9/2014 9:15	28.68	77.2	**5.09**	**8.7**	SR5	25/9/2014 15:15	29.43	93.4	6.21	2.9	SR5	25/9/2014 21:15	28.85	77.7	**5.12**	7.9
SR5	25/9/2014 3:20	28.86	88.0	5.89	5.5	SR5	25/9/2014 9:20	28.68	77.5	**5.10**	7.5	SR5	25/9/2014 15:20	29.45	95.3	6.35	3.0	SR5	25/9/2014 21:20	28.85	78.1	**5.14**	7.7
SR5	25/9/2014 3:25	28.86	87.7	5.87	6.2	SR5	25/9/2014 9:25	28.68	76.9	**5.06**	**8.1**	SR5	25/9/2014 15:25	29.42	93.8	6.24	3.4	SR5	25/9/2014 21:25	28.84	77.9	**5.13**	7.8
SR5	25/9/2014 3:30	28.86	87.6	5.86	5.3	SR5	25/9/2014 9:30	28.67	77.1	**5.08**	**8.2**	SR5	25/9/2014 15:30	29.39	93.8	6.25	3.4	SR5	25/9/2014 21:30	28.84	77.5	**5.10**	7.5
SR5	25/9/2014 3:35	28.86	87.3	5.84	5.3	SR5	25/9/2014 9:35	28.67	77.1	**5.08**	**9.6**	SR5	25/9/2014 15:35	29.34	93.3	6.22	3.5	SR5	25/9/2014 21:35	28.83	77.8	**5.13**	**8.4**
SR5	25/9/2014 3:40	28.85	87.9	5.88	5.1	SR5	25/9/2014 9:40	28.67	77.4	**5.10**	**8.6**	SR5	25/9/2014 15:40	29.36	93.2	6.21	3.2	SR5	25/9/2014 21:40	28.83	77.6	**5.11**	7.6
SR5	25/9/2014 3:45	28.85	87.5	5.85	5.7	SR5	25/9/2014 9:45	28.67	77.4	**5.09**	7.9	SR5	25/9/2014 15:45	29.37	92.7	6.18	3.2	SR5	25/9/2014 21:45	28.82	77.5	**5.10**	6.8
SR5	25/9/2014 3:50	28.85	87.0	5.82	5.0	SR5	25/9/2014 9:50	28.66	77.3	**5.08**	**8.6**	SR5	25/9/2014 15:50	29.37	92.1	6.14	3.1	SR5	25/9/2014 21:50	28.82	77.6	**5.11**	7.1
SR5	25/9/2014 3:55	28.85	86.4	5.78	5.0	SR5	25/9/2014 9:55	28.66	77.3	**5.09**	7.8	SR5	25/9/2014 15:55	29.29	92.3	6.15	3.6	SR5	25/9/2014 21:55	28.82	77.1	**5.07**	7.9
SR5	25/9/2014 4:00	28.85	86.6	5.79	5.3	SR5	25/9/2014 10:00	28.66	77.5	**5.10**	**8.1**	SR5	25/9/2014 16:00	29.34	91.9	6.13	3.4	SR5	25/9/2014 22:00	28.82	77.6	**5.11**	**8.2**
SR5	25/9/2014 4:05	28.81	87.4	5.85	5.6	SR5	25/9/2014 10:05	28.66	77.5	**5.10**	7.7	SR5	25/9/2014 16:05	29.36	92.0	6.13	3.6	SR5	25/9/2014 22:05	28.81	76.7	**5.05**	**8.1**
SR5	25/9/2014 4:10	28.83	86.6	5.79	5.5	SR5	25/9/2014 10:10	28.67	77.1	**5.08**	7.7	SR5	25/9/2014 16:10	29.29	91.3	6.09	4.2	SR5	25/9/2014 22:10	28.81	78.2	**5.15**	7.0
SR5	25/9/2014 4:15	28.83	85.7	5.73	4.9	SR5	25/9/2014 10:15	28.67	75.3	**4.95**	7.1	SR5	25/9/2014 16:15	29.30	91.7	6.11	3.4	SR5	25/9/2014 22:15	28.80	77.8	**5.12**	7.0
SR5	25/9/2014 4:20	28.83	86.4	5.77	6.1	SR5	25/9/2014 10:20	28.67	75.4	**4.96**	**8.4**	SR5	25/9/2014 16:20	29.28	91.1	6.07	3.8	SR5	25/9/2014 22:20	28.80	77.6	**5.11**	7.4
SR5	25/9/2014 4:25	28.85	85.6	5.72	5.1	SR5	25/9/2014 10:25	28.67	76.3	**5.02**	7.4	SR5	25/9/2014 16:25	29.29	91.4	6.09	3.9	SR5	25/9/2014 22:25	28.80	77.3	**5.09**	7.0
SR5	25/9/2014 4:30	28.82	85.7	5.73	5.2	SR5	25/9/2014 10:30	28.66	76.9	**5.06**	6.8	SR5	25/9/2014 16:30	29.33	91.7	6.11	3.9	SR5	25/9/2014 22:30	28.81	77.9	**5.13**	6.1
SR5	25/9/2014 4:35	28.83	86.1	5.76	5.4	SR5	25/9/2014 10:35	28.92	80.3	**5.28**	5.2	SR5	25/9/2014 16:35	29.36	88.7	5.91	3.5	SR5	25/9/2014 22:35	28.80	77.6	**5.11**	6.9
SR5	25/9/2014 4:40	28.83	85.3	5.70	5.7	SR5	25/9/2014 10:40	28.81	81.3	**5.36**	6.1	SR5	25/9/2014 16:40	29.34	90.7	6.04	3.9	SR5	25/9/2014 22:40	28.80	77.2	**5.08**	6.2
SR5	25/9/2014 4:45	28.86	87.5	5.86	5.1	SR5	25/9/2014 10:45	28.81	81.1	**5.35**	6.3	SR5	25/9/2014 16:45	29.33	90.7	6.04	4.6	SR5	25/9/2014 22:45	28.80	76.8	**5.05**	6.2
SR5	25/9/2014 4:50	28.89	87.7	5.87	5.0	SR5	25/9/2014 10:50	28.77	80.6	**5.31**	5.9	SR5	25/9/2014 16:50	29.33	90.7	6.04	4.1	SR5	25/9/2014 22:50	28.80	76.3	**5.02**	5.4
SR5	25/9/2014 4:55	28.89	87.3	5.84	4.9	SR5	25/9/2014 10:55	28.82	80.9	**5.33**	6.1	SR5	25/9/2014 16:55	29.32	90.5	6.03	3.8	SR5	25/9/2014 22:55	28.81	75.2	**4.94**	5.4
SR5	25/9/2014 5:00	28.90	87.5	5.86	4.7	SR5	25/9/2014 11:00	28.78	80.5	**5.31**	6.3	SR5	25/9/2014 17:00	29.32	90.2	6.00	4.0	SR5	25/9/2014 23:00	28.79	74.5	**4.91**	4.8
SR5	25/9/2014 5:05	28.91	87.6	5.87	4.6	SR5	25/9/2014 11:05	28.78	80.2	**5.28**	7.0	SR5	25/9/2014 17:05	29.30	90.0	5.99	3.8	SR5	25/9/2014 23:05	28.84	80.9	**5.34**	5.3
SR5	25/9/2014 5:10	28.93	88.0	5.89	4.2	SR5	25/9/2014 11:10	28.81	79.8	**5.26**	6.2	SR5	25/9/2014 17:10	29.29	89.4	5.96	3.5	SR5	25/9/2014 23:10	28.84	80.4	**5.30**	5.8
SR5	25/9/2014 5:15	28.93	87.8	5.88	4.3	SR5	25/9/2014 11:15	28.83	80.4	**5.29**	6.4	SR5	25/9/2014 17:15	29.26	89.3	5.95	4.0	SR5	25/9/2014 23:15	28.84	79.2	**5.22**	5.4
SR5	25/9/2014 5:20	28.91	87.4	5.85	4.4	SR5	25/9/2014 11:20	28.89	81.0	**5.33**	5.2	SR5	25/9/2014 17:20	29.28	89.2	5.94	4.1	SR5	25/9/2014 23:20	28.84	79.5	**5.25**	6.2
SR5	25/9/2014 5:25	28.92	87.0	5.82	4.3	SR5	25/9/2014 11:25	28.94	83.1	5.47	5.6	SR5	25/9/2014 17:25	29.25	89.0	5.93	3.9	SR5	25/9/2014 23:25	28.84	80.1	**5.29**	6.2
SR5	25/9/2014 5:30	28.90	86.5	5.79	4.0	SR5	25/9/2014 11:30	28.95	82.9	5.46	5.0	SR5	25/9/2014 17:30	29.26	89.1	5.94	3.5	SR5	25/9/2014 23:30	28.84	79.9	**5.27**	6.4
SR5	25/9/2014 5:35	28.90	85.5	5.72	4.5	SR5	25/9/2014 11:35	28.92	82.2	5.42	5.6	SR5	25/9/2014 17:35	29.25	88.9	5.93	4.1	SR5	25/9/2014 23:35	28.84	81.2	**5.37**	5.3
SR5	25/9/2014 5:40	28.89	84.0	5.62	4.6	SR5	25/9/2014 11:40	28.93	82.3	5.43	7.3	SR5	25/9/2014 17:40	29.25	88.6	5.90	4.0	SR5	25/9/2014 23:40	28.84	82.2	5.44	5.3
SR5	25/9/2014 5:45	28.88	81.5	5.45	4.5	SR5	25/9/2014 11:45	28.93	83.0	5.47	5.8	SR5	25/9/2014 17:45	29.24	88.7	5.91	3.8	SR5	25/9/2014 23:45	28.85	82.8	5.48	4.9
SR5	25/9/2014 5:50	28.90	84.6	5.65	4.7	SR5	25/9/2014 11:50	28.99	82.8	5.46	5.1	SR5	25/9/2014 17:50	29.23	88.4	5.89	4.2	SR5	25/9/2014 23:50	28.85	82.5	5.46	6.3
SR5	25/9/2014 5:55	28.88	83.4	5.57	5.5	SR5	25/9/2014 11:55	29.21	87.2	5.74	2.9	SR5	25/9/2014 17:55	29.23	88.3	5.88	4.1	SR5	25/9/2014 23:55	28.84	82.3	5.45	5.9

Station	Timestamp	Temp (° C)	DO (%)	DO (mg/L)	Tur (NTU)	Station	Timestamp	Temp (° C)	DO (%)	DO (mg/L)	Tur (NTU)	Station	Timestamp	Temp (° C)	DO (%)	DO (mg/L)	Tur (NTU)	Station	Timestamp	Temp (°C)	DO (%)	DO (mg/L)	Tur (NTU)
SR9	25/9/2014 0:00	28.92	144.8	9.80	1.3	SR9	25/9/2014 6:00	28.75	110.6	7.61	2.2	SR9	25/9/2014 12:00	29.28	146.5	10.03	2.6	SR9	25/9/2014 18:00	29.33	152.4	10.37	**4.9**
SR9	25/9/2014 0:05	28.95	143.5	9.72	1.2	SR9	25/9/2014 6:05	28.74	108.5	7.45	2.1	SR9	25/9/2014 12:05	29.15	143.8	9.87	2.7	SR9	25/9/2014 18:05	29.34	154.7	10.53	**5.0**
SR9	25/9/2014 0:10	28.92	142.8	9.80	1.6	SR9	25/9/2014 6:10	28.74	111.2	7.63	2.7	SR9	25/9/2014 12:10	29.29	142.5	9.71	3.1	SR9	25/9/2014 18:10	29.35	154.5	10.51	**5.8**
SR9	25/9/2014 0:15	28.92	143.6	9.65	1.3	SR9	25/9/2014 6:15	28.73	109.0	7.48	2.3	SR9	25/9/2014 12:15	29.14	144.0	9.86	3.0	SR9	25/9/2014 18:15	29.37	155.3	10.54	3.4
SR9	25/9/2014 0:20	28.92	144.0	9.75	1.2	SR9	25/9/2014 6:20	28.74	109.0	7.54	2.1	SR9	25/9/2014 12:20	29.19	142.2	9.71	2.8	SR9	25/9/2014 18:20	29.38	154.6	10.51	3.4
SR9	25/9/2014 0:25	28.93	143.3	9.65	1.3	SR9	25/9/2014 6:25	28.73	108.1	7.43	2.4	SR9	25/9/2014 12:25	29.20	146.3	10.01	3.0	SR9	25/9/2014 18:25	29.38	153.1	10.33	3.9
SR9	25/9/2014 0:30	28.95	143.5	9.69	1.3	SR9	25/9/2014 6:30	28.72	107.1	7.35	2.3	SR9	25/9/2014 12:30	29.13	148.0	10.09	2.9	SR9	25/9/2014 18:30	29.36	149.1	10.11	4.1
SR9	25/9/2014 0:35	28.94	143.0	9.68	1.2	SR9	25/9/2014 6:35	28.72	106.9	7.34	2.6	SR9	25/9/2014 12:35	29.12	152.9	10.43	2.6	SR9	25/9/2014 18:35	29.36	148.1	10.03	3.4
SR9	25/9/2014 0:40	28.94	143.1	9.68	1.5	SR9	25/9/2014 6:40	28.73	106.1	7.26	2.4	SR9	25/9/2014 12:40	29.25	155.9	10.62	3.5	SR9	25/9/2014 18:40	29.31	149.0	10.10	3.9
SR9	25/9/2014 0:45	28.94	142.3	9.63	1.5	SR9	25/9/2014 6:45	28.72	106.3	7.25	2.7	SR9	25/9/2014 12:45	29.34	158.3	10.78	2.7	SR9	25/9/2014 18:45	29.29	144.6	9.81	2.8
SR9	25/9/2014 0:50	28.93	142.6	9.66	1.6	SR9	25/9/2014 6:50	28.72	105.0	7.21	2.8	SR9	25/9/2014 12:50	29.38	159.5	10.83	2.7	SR9	25/9/2014 18:50	29.29	142.8	9.68	3.3
SR9	25/9/2014 0:55	28.92	142.3	9.61	1.6	SR9	25/9/2014 6:55	28.71	105.1	7.23	2.9	SR9	25/9/2014 12:55	29.38	161.1	10.92	3.0	SR9	25/9/2014 18:55	29.31	143.9	9.73	2.9
SR9	25/9/2014 1:00	28.92	141.3	9.54	1.5	SR9	25/9/2014 7:00	28.72	103.3	7.09	2.9	SR9	25/9/2014 13:00	29.26	158.2	10.74	3.4	SR9	25/9/2014 19:00	29.28	139.8	9.47	3.1
SR9	25/9/2014 1:05	28.92	140.6	9.50	1.6	SR9	25/9/2014 7:05	28.71	102.6	7.04	3.2	SR9	25/9/2014 13:05	29.36	158.3	10.73	3.0	SR9	25/9/2014 19:05	29.30	143.2	9.72	2.7
SR9	25/9/2014 1:10	28.93	140.5	9.49	1.7	SR9	25/9/2014 7:10	28.71	101.3	6.95	4.0	SR9	25/9/2014 13:10	29.32	160.8	10.90	3.4	SR9	25/9/2014 19:10	29.31	142.2	9.65	3.2
SR9	25/9/2014 1:15	28.94	139.9	9.48	**6.8**	SR9	25/9/2014 7:15	28.71	101.1	6.94	3.5	SR9	25/9/2014 13:15	29.18	156.6	10.65	4.4	SR9	25/9/2014 19:15	29.29	141.6	9.57	3.2
SR9	25/9/2014 1:20	28.94	139.4	9.58	3.0	SR9	25/9/2014 7:20	28.71	100.4	6.87	3.4	SR9	25/9/2014 13:20	29.33	161.3	10.94	3.7	SR9	25/9/2014 19:20	29.28	140.8	9.48	3.2
SR9	25/9/2014 1:25	28.94	138.9	9.62	3.0	SR9	25/9/2014 7:25	28.71	99.1	6.78	4.4	SR9	25/9/2014 13:25	29.33	157.9	10.75	3.8	SR9	25/9/2014 19:25	29.30	141.5	9.52	2.9
SR9	25/9/2014 1:30	28.92	136.8	9.39	1.7	SR9	25/9/2014 7:30	28.71	97.5	6.67	3.8	SR9	25/9/2014 13:30	29.33	159.3	10.83	3.5	SR9	25/9/2014 19:30	29.29	140.9	9.48	2.7
SR9	25/9/2014 1:35	28.93	138.1	9.42	3.1	SR9	25/9/2014 7:35	28.70	97.6	6.69	4.5	SR9	25/9/2014 13:35	29.37	162.7	11.11	3.0	SR9	25/9/2014 19:35	29.30	144.5	9.71	2.6
SR9	25/9/2014 1:40	28.92	137.0	9.30	2.1	SR9	25/9/2014 7:40	28.69	98.2	6.75	3.8	SR9	25/9/2014 13:40	29.33	160.4	10.95	**4.8**	SR9	25/9/2014 19:40	29.29	140.6	9.48	2.5
SR9	25/9/2014 1:45	28.91	137.8	9.36	2.3	SR9	25/9/2014 7:45	28.69	98.3	6.78	3.7	SR9	25/9/2014 13:45	29.19	153.6	10.51	4.0	SR9	25/9/2014 19:45	29.29	142.3	9.58	2.8
SR9	25/9/2014 1:50	28.91	137.2	9.29	4.0	SR9	25/9/2014 7:50	28.70	99.5	6.88	4.4	SR9	25/9/2014 13:50	29.23	154.4	10.52	3.9	SR9	25/9/2014 19:50	29.29	141.7	9.55	2.7
SR9	25/9/2014 1:55	28.91	136.7	9.29	1.8	SR9	25/9/2014 7:55	28.70	101.3	6.98	3.4	SR9	25/9/2014 13:55	29.22	156.7	10.67	3.7	SR9	25/9/2014 19:55	29.31	144.2	9.72	2.6
SR9	25/9/2014 2:00	28.91	136.4	9.29	1.7	SR9	25/9/2014 8:00	28.72	102.2	7.04	4.2	SR9	25/9/2014 14:00	29.21	160.8	10.92	**13.0**	SR9	25/9/2014 20:00	29.30	145.5	9.79	**5.0**
SR9	25/9/2014 2:05	28.90	134.9	9.19	2.0	SR9	25/9/2014 8:05	28.72	101.3	6.98	4.6	SR9	25/9/2014 14:05	29.19	161.2	10.98	3.7	SR9	25/9/2014 20:05	29.29	144.5	9.69	2.8
SR9	25/9/2014 2:10	28.91	134.3	9.15	1.7	SR9	25/9/2014 8:10	28.73	101.0	6.95	4.1	SR9	25/9/2014 14:10	29.24	165.2	11.25	3.4	SR9	25/9/2014 20:10	29.30	148.2	10.00	2.2
SR9	25/9/2014 2:15	28.91	134.3	9.15	1.8	SR9	25/9/2014 8:15	28.74	101.6	7.00	4.2	SR9	25/9/2014 14:15	29.20	165.1	11.20	3.1	SR9	25/9/2014 20:15	29.23	139.7	9.41	3.5
SR9	25/9/2014 2:20	28.89	133.0	9.06	1.7	SR9	25/9/2014 8:20	28.74	102.7	7.04	**7.4**	SR9	25/9/2014 14:20	29.20	163.5	11.10	3.4	SR9	25/9/2014 20:20	29.25	144.4	9.75	2.4
SR9	25/9/2014 2:25	28.90	133.7	9.11	1.6	SR9	25/9/2014 8:25	28.74	100.9	6.94	4.3	SR9	25/9/2014 14:25	29.20	163.1	11.07	4.0	SR9	25/9/2014 20:25	29.18	135.8	9.14	4.5
SR9	25/9/2014 2:30	28.92	134.2	9.12	1.9	SR9	25/9/2014 8:30	28.76	103.6	7.09	3.8	SR9	25/9/2014 14:30	29.20	163.7	11.11	3.6	SR9	25/9/2014 20:30	29.19	137.8	9.30	3.3
SR9	25/9/2014 2:35	28.91	134.8	9.14	1.7	SR9	25/9/2014 8:35	28.76	104.0	7.11	3.6	SR9	25/9/2014 14:35	29.20	165.0	11.22	3.9	SR9	25/9/2014 20:35	29.21	138.1	9.33	2.6
SR9	25/9/2014 2:40	28.92	134.2	9.10	1.6	SR9	25/9/2014 8:40	28.76	103.8	7.10	4.0	SR9	25/9/2014 14:40	29.15	165.4	11.28	3.7	SR9	25/9/2014 20:40	29.14	131.2	8.88	4.5
SR9	25/9/2014 2:45	28.91	135.9	9.23	2.3	SR9	25/9/2014 8:45	28.76	106.1	7.26	3.5	SR9	25/9/2014 14:45	29.19	166.6	11.37	3.2	SR9	25/9/2014 20:45	29.12	127.2	8.61	**5.1**
SR9	25/9/2014 2:50	28.90	135.1	9.17	2.7	SR9	25/9/2014 8:50	28.76	108.8	7.45	3.4	SR9	25/9/2014 14:50	29.19	167.6	11.44	3.7	SR9	25/9/2014 20:50	29.16	128.6	8.73	4.4
SR9	25/9/2014 2:55	28.89	133.4	9.08	1.9	SR9	25/9/2014 8:55	28.75	107.8	7.39	4.2	SR9	25/9/2014 14:55	29.20	169.1	11.57	3.2	SR9	25/9/2014 20:55	29.13	125.9	8.52	4.1
SR9	25/9/2014 3:00	28.89	134.1	9.09	1.6	SR9	25/9/2014 9:00	28.76	108.7	7.45	4.0	SR9	25/9/2014 15:00	29.24	172.7	11.81	3.4	SR9	25/9/2014 21:00	29.13	126.6	8.52	4.4
SR9	25/9/2014 3:05	28.89	133.7	9.07	**8.9**	SR9	25/9/2014 9:05	28.80	110.6	7.58	3.6	SR9	25/9/2014 15:05	29.21	172.7	11.84	3.7	SR9	25/9/2014 21:05	29.14	124.5	8.45	4.5
SR9	25/9/2014 3:10	28.88	131.8	8.95	2.1	SR9	25/9/2014 9:10	28.84	107.4	7.37	3.4	SR9	25/9/2014 15:10	29.13	169.9	11.69	4.1	SR9	25/9/2014 21:10	29.13	128.1	8.70	4.6
SR9	25/9/2014 3:15	28.88	131.2	8.91	1.8	SR9	25/9/2014 9:15	28.83	107.7	7.38	4.0	SR9	25/9/2014 15:15	29.24	173.7	11.93	3.8	SR9	25/9/2014 21:15	29.14	127.0	8.65	4.3
SR9	25/9/2014 3:20	28.88	129.2	8.79	1.5	SR9	25/9/2014 9:20	28.81	105.6	7.23	4.2	SR9	25/9/2014 15:20	29.19	169.1	11.56	3.0	SR9	25/9/2014 21:20	29.16	130.8	8.86	3.5
SR9	25/9/2014 3:25	28.88	128.4	8.73	1.6	SR9	25/9/2014 9:25	28.88	108.8	7.44	3.4	SR9	25/9/2014 15:25	29.14	163.5	11.15	3.9	SR9	25/9/2014 21:25	29.13	125.2	8.53	3.4
SR9	25/9/2014 3:30	28.86	124.6	8.49	2.0	SR9	25/9/2014 9:30	28.82	107.8	7.38	3.7	SR9	25/9/2014 15:30	29.19	166.7	11.39	3.1	SR9	25/9/2014 21:30	29.16	132.7	9.11	2.6
SR9	25/9/2014 3:35	28.86	121.9	8.26	1.9	SR9	25/9/2014 9:35	28.87	112.4	7.69	3.2	SR9	25/9/2014 15:35	29.11	158.5	10.88	3.4	SR9	25/9/2014 21:35	29.14	134.3	9.24	2.3
SR9	25/9/2014 3:40	28.86	122.9	8.36	1.6	SR9	25/9/2014 9:40	28.85	112.1	7.68	3.3	SR9	25/9/2014 15:40	29.16	162.1	11.15	4.0	SR9	25/9/2014 21:40	29.13	136.7	9.40	2.0
SR9	25/9/2014 3:45	28.85	120.4	8.17	3.0	SR9	25/9/2014 9:45	28.87	114.3	7.82	4.3	SR9	25/9/2014 15:45	29.12	160.7	11.04	**13.5**	SR9	25/9/2014 21:45	29.14	138.1	9.41	2.1
SR9	25/9/2014 3:50	28.85	124.1	8.46	1.7	SR9	25/9/2014 9:50	28.85	114.9	7.88	3.8	SR9	25/9/2014 15:50	29.11	165.6	11.38	3.8	SR9	25/9/2014 21:50	29.13	137.2	9.38	2.0
SR9	25/9/2014 3:55	28.84	123.2	8.38	2.0	SR9	25/9/2014 9:55	28.83	121.1	8.29	3.9	SR9	25/9/2014 15:55	29.12	166.9	11.49	2.9	SR9	25/9/2014 21:55	29.13	135.3	9.22	1.9
SR9	25/9/2014 4:00	28.82	115.1	7.82	2.8	SR9	25/9/2014 10:00	28.85	123.2	8.43	2.9	SR9	25/9/2014 16:00	29.27	169.0	11.58	4.0	SR9	25/9/2014 22:00	29.13	134.1	9.25	2.4
SR9	25/9/2014 4:05	28.83	127.1	8.63	1.7	SR9	25/9/2014 10:05	28.88	121.7	8.31	3.0	SR9	25/9/2014 16:05	29.14	166.7	11.45	3.9	SR9	25/9/2014 22:05	29.14	134.6	9.18	2.4
SR9	25/9/2014 4:10	28.83	128.2	8.69	2.0	SR9	25/9/2014 10:10	28.87	122.9	8.41	4.3	SR9	25/9/2014 16:10	29.17	167.4	11.51	2.9	SR9	25/9/2014 22:10	29.14	134.1	9.17	2.2
SR9	25/9/2014 4:15	28.82	126.9	8.64	1.8	SR9	25/9/2014 10:15	28.89	124.0	8.49	4.6	SR9	25/9/2014 16:15	29.17	164.7	11.33	4.3	SR9	25/9/2014 22:15	29.14	134.1	9.15	2.3
SR9	25/9/2014 4:20	28.81	126.7	8.65	1.7	SR9	25/9/2014 10:20	28.92	125.4	8.54	**4.8**	SR9	25/9/2014 16:20	29.16	159.0	10.92	3.9	SR9	25/9/2014 22:20	29.14	133.9	9.16	2.5
SR9	25/9/2014 4:25	28.80	124.3	8.46	1.9	SR9	25/9/2014 10:25	28.90	126.3	8.64	4.7	SR9	25/9/2014 16:25	29.13	155.7	10.72	4.1	SR9	25/9/2014 22:25	29.14	133.4	9.11	2.5
SR9	25/9/2014 4:30	28.79	122.3	8.31	2.0	SR9	25/9/2014 10:30	28.91	128.3	8.75	3.1	SR9	25/9/2014 16:30	29.11	142.1	9.78	4.4	SR9	25/9/2014 22:30	29.13	134.6	9.20	2.4
SR9	25/9/2014 4:35	28.76	115.2	7.80	2.2	SR9	25/9/2014 10:35	28.98	129.4	8.85	3.6	SR9	25/9/2014 16:35	29.12	148.6	10.23	4.3	SR9	25/9/2014 22:35	29.13	135.5	9.26	2.5
SR9	25/9/2014 4:40	28.78	117.8	8.05	2.1	SR9	25/9/2014 10:40	29.10	130.0	8.87	2.4	SR9	25/9/2014 16:40	29.08	149.2	10.27	4.3	SR9	25/9/2014 22:40	29.13	135.9	9.33	2.3
SR9	25/9/2014 4:45	28.78	115.1	7.86	2.3	SR9	25/9/2014 10:45	29.09	131.7	9.01	2.3	SR9	25/9/2014 16:45	29.05	136.7	9.42	**5.5**	SR9	25/9/2014 22:45	29.12	135.6	9.36	2.4
SR9	25/9/2014 4:50	28.77	110.5	7.55	2.9	SR9	25/9/2014 10:50	29.10	134.2	9.14	2.5	SR9	25/9/2014 16:50	29.03	137.6	9.49	4.5	SR9	25/9/2014 22:50	29.11	135.6	9.35	2.1
SR9	25/9/2014 4:55	28.76	111.6	7.63	2.5	SR9	25/9/2014 10:55	29.07	137.4	9.35	2.4	SR9	25/9/2014 16:55	29.05	136.9	9.42	4.2	SR9	25/9/2014 22:55	29.12	133.2	9.12	2.4
SR9	25/9/2014 5:00	28.75	111.5	7.64	2.2	SR9	25/9/2014 11:00	29.10	139.3	9.50	2.4	SR9	25/9/2014 17:00	29.07	136.9	9.40	**4.8**	SR9	25/9/2014 23:00	29.12	131.9	9.03	2.2
SR9	25/9/2014 5:05	28.75	111.2	7.61	3.2	SR9	25/9/2014 11:05	29.09	140.0	9.60	2.6	SR9	25/9/2014 17:05	29.07	136.1	9.35	4.6	SR9	25/9/2014 23:05	29.13	132.7	9.09	1.9
SR9	25/9/2014 5:10	28.74	106.6	7.30	2.5	SR9	25/9/2014 11:10	29.15	140.6	9.60	2.6	SR9	25/9/2014 17:10	29.05	135.8	9.34	**5.2**	SR9	25/9/2014 23:10	29.13	134.5	9.26	2.0
SR9	25/9/2014 5:15	28.74	108.3	7.43	2.9	SR9	25/9/2014 11:15	29.19	142.2	9.73	2.4	SR9	25/9/2014 17:15	29.07	136.6	9.39	**5.1**	SR9	25/9/2014 23:15	29.14	134.2	9.20	1.9
SR9	25/9/2014 5:20	28.74	110.2	7.56	2.6	SR9	25/9/2014 11:20	29.19	143.7	9.83	2.4	SR9	25/9/2014 17:20	29.17	141.4	9.67	4.7	SR9	25/9/2014 23:20	29.14	135.0	9.25	1.7
SR9	25/9/2014 5:25	28.75	111.2	7.61	2.4	SR9	25/9/2014 11:25	29.19	145.7	9.97	2.4	SR9	25/9/2014 17:25	29.17	142.4	9.73	4.4	SR9	25/9/2014 23:25	29.14	134.2	9.22	2.3
SR9	25/9/2014 5:30	28.75	112.1	7.67	2.5	SR9	25/9/2014 11:30	29.19	146.0	9.99	2.4	SR9	25/9/2014 17:30	29.22	148.3	10.12	4.0	SR9	25/9/2014 23:30	29.13	133.8	9.16	2.0
SR9	25/9/2014 5:35	28.74	109.3	7.49	2.3	SR9	25/9/2014 11:35	29.18	146.5	10.03	3.5	SR9	25/9/2014 17:35	29.29	151.6	10.33	4.0	SR9	25/9/2014 23:35	29.11	140.3	9.57	2.0
SR9	25/9/2014 5:40	28.74	113.3	7.76	2.1	SR9	25/9/2014 11:40	29.18	146.2	10.02	3.2	SR9	25/9/2014 17:40	29.29	151.1	10.30	4.0	SR9	25/9/2014 23:40	29.11	139.8	9.56	1.6
SR9	25/9/2014 5:45	28.77	113.5	7.77	3.4	SR9	25/9/2014 11:45	29.17	146.6	10.05	2.7	SR9	25/9/2014 17:45	29.31	153.4	10.47	3.7	SR9	25/9/2014 23:45	29.11	134.9	9.20	1.9
SR9	25/9/2014 5:50	28.77	112.3	7.69	2.6	SR9	25/9/2014 11:50	29.09	142.2	9.77	3.1	SR9	25/9/2014 17:50	29.33	153.6	10.49	**9.0**	SR9	25/9/2014 23:50	29.13	137.8	9.41	1.8
SR9	25/9/2014 5:55	28.75	109.5	7.51	3.1	SR9	25/9/2014 11:55	29.19	146.5	10.03	2.5	SR9	25/9/2014 17:55	29.33	153.6	10.49	4.0	SR9	25/9/2014 23:55	29.12	135.7	9.25	1.6

Station	Timestamp	Temp (° C)	DO (%)	DO (mg/L)	Tur (NTU)	Station	Timestamp	Temp (° C)	DO (%)	DO (mg/L)	Tur (NTU)	Station	Timestamp	Temp (° C)	DO (%)	DO (mg/L)	Tur (NTU)	Station	Timestamp	Temp (°C)	DO (%)	DO (mg/L)	Tur (NTU)
SR10	25/9/2014 0:00	28.74	77.2	**5.15**	2.7	SR10	25/9/2014 6:00	28.47	69.3	**4.68**	3.3	SR10	25/9/2014 12:00	28.68	69.0	**4.61**	3.8	SR10	25/9/2014 18:00	29.04	80.4	**5.36**	3.6
SR10	25/9/2014 0:05	28.73	77.6	**5.18**	3.2	SR10	25/9/2014 6:05	28.49	69.7	**4.70**	3.3	SR10	25/9/2014 12:05	28.77	70.7	**4.72**	3.2	SR10	25/9/2014 18:05	29.04	81.0	**5.40**	3.3
SR10	25/9/2014 0:10	28.73	77.4	**5.15**	3.1	SR10	25/9/2014 6:10	28.47	67.1	**4.53**	3.2	SR10	25/9/2014 12:10	28.73	66.7	**4.45**	3.1	SR10	25/9/2014 18:10	29.04	75.9	**5.07**	2.6
SR10	25/9/2014 0:15	28.72	75.3	**5.03**	3.3	SR10	25/9/2014 6:15	28.48	63.6	**4.29**	2.7	SR10	25/9/2014 12:15	28.70	67.6	**4.52**	4.7	SR10	25/9/2014 18:15	29.03	69.2	**4.61**	2.6
SR10	25/9/2014 0:20	28.71	72.6	**4.84**	3.1	SR10	25/9/2014 6:20	28.49	65.0	**4.38**	**4.8**	SR10	25/9/2014 12:20	28.64	73.2	**4.90**	4.1	SR10	25/9/2014 18:20	29.04	66.8	**4.45**	3.5
SR10	25/9/2014 0:25	28.71	70.1	**4.68**	3.3	SR10	25/9/2014 6:25	28.50	67.1	**4.51**	**6.1**	SR10	25/9/2014 12:25	28.64	75.2	**5.02**	4.0	SR10	25/9/2014 18:25	29.05	66.2	**4.41**	3.4
SR10	25/9/2014 0:30	28.71	68.2	**4.55**	3.1	SR10	25/9/2014 6:30	28.51	64.7	**4.35**	3.4	SR10	25/9/2014 12:30	28.69	74.2	**4.96**	4.1	SR10	25/9/2014 18:30	29.06	65.1	**4.34**	2.7
SR10	25/9/2014 0:35	28.70	66.7	**4.44**	3.2	SR10	25/9/2014 6:35	28.49	59.4	**3.99**	3.2	SR10	25/9/2014 12:35	28.68	73.9	**4.94**	3.6	SR10	25/9/2014 18:35	29.06	67.2	**4.46**	4.3
SR10	25/9/2014 0:40	28.71	66.3	**4.42**	3.2	SR10	25/9/2014 6:40	28.47	60.3	**4.06**	**6.2**	SR10	25/9/2014 12:40	28.68	73.9	**4.94**	3.8	SR10	25/9/2014 18:40	29.07	66.2	**4.40**	2.9
SR10	25/9/2014 0:45	28.72	67.2	**4.48**	2.9	SR10	25/9/2014 6:45	28.44	61.8	**4.16**	3.0	SR10	25/9/2014 12:45	28.87	69.4	**4.63**	2.4	SR10	25/9/2014 18:45	29.09	68.3	**4.54**	3.6
SR10	25/9/2014 0:50	28.72	63.7	**4.25**	2.6	SR10	25/9/2014 6:50	28.42	57.2	**3.86**	2.8	SR10	25/9/2014 12:50	28.86	71.3	**4.76**	2.7	SR10	25/9/2014 18:50	29.10	66.4	**4.41**	3.0
SR10	25/9/2014 0:55	28.72	61.0	**4.07**	2.9	SR10	25/9/2014 6:55	28.42	54.4	**3.66**	3.1	SR10	25/9/2014 12:55	29.03	81.2	**5.41**	2.7	SR10	25/9/2014 18:55	29.12	66.3	**4.41**	**6.8**
SR10	25/9/2014 1:00	28.71	63.0	**4.20**	2.7	SR10	25/9/2014 7:00	28.42	52.9	**3.56**	2.9	SR10	25/9/2014 13:00	29.03	81.4	**5.42**	3.8	SR10	25/9/2014 19:00	29.12	67.0	**4.45**	2.9
SR10	25/9/2014 1:05	28.71	63.1	**4.21**	3.4	SR10	25/9/2014 7:05	28.42	56.1	**3.78**	2.4	SR10	25/9/2014 13:05	28.93	80.7	**5.38**	3.0	SR10	25/9/2014 19:05	29.11	71.3	**4.74**	3.0
SR10	25/9/2014 1:10	28.68	64.7	**4.32**	4.0	SR10	25/9/2014 7:10	28.41	60.9	**4.10**	**4.9**	SR10	25/9/2014 13:10	28.91	80.7	**5.38**	3.6	SR10	25/9/2014 19:10	29.10	65.2	**4.33**	2.5
SR10	25/9/2014 1:15	28.71	61.5	**4.10**	2.8	SR10	25/9/2014 7:15	28.42	60.9	**4.11**	3.4	SR10	25/9/2014 13:15	28.88	79.7	**5.31**	3.2	SR10	25/9/2014 19:15	29.10	67.3	**4.47**	2.7
SR10	25/9/2014 1:20	28.69	65.4	**4.37**	2.6	SR10	25/9/2014 7:20	28.42	61.0	**4.11**	2.2	SR10	25/9/2014 13:20	28.89	80.5	**5.37**	3.0	SR10	25/9/2014 19:20	29.09	63.9	**4.25**	2.9
SR10	25/9/2014 1:25	28.68	66.8	**4.46**	3.4	SR10	25/9/2014 7:25	28.41	61.3	**4.14**	3.7	SR10	25/9/2014 13:25	28.89	80.5	**5.37**	3.0	SR10	25/9/2014 19:25	29.08	63.2	**4.20**	2.7
SR10	25/9/2014 1:30	28.68	66.5	**4.44**	3.1	SR10	25/9/2014 7:30	28.42	62.7	**4.22**	3.3	SR10	25/9/2014 13:30	28.85	79.1	**5.27**	3.1	SR10	25/9/2014 19:30	29.05	65.7	**4.37**	2.6
SR10	25/9/2014 1:35	28.69	66.3	**4.43**	3.1	SR10	25/9/2014 7:35	28.41	62.6	**4.22**	**11.0**	SR10	25/9/2014 13:35	28.87	79.5	**5.30**	3.0	SR10	25/9/2014 19:35	29.02	65.4	**4.35**	2.6
SR10	25/9/2014 1:40	28.68	66.8	**4.46**	2.6	SR10	25/9/2014 7:40	28.42	61.0	**4.12**	2.7	SR10	25/9/2014 13:40	28.85	80.5	**5.36**	2.8	SR10	25/9/2014 19:40	29.01	65.7	**4.37**	2.4
SR10	25/9/2014 1:45	28.66	73.0	**4.88**	4.4	SR10	25/9/2014 7:45	28.42	62.0	**4.18**	2.7	SR10	25/9/2014 13:45	28.91	80.0	**5.33**	3.8	SR10	25/9/2014 19:45	29.00	67.7	**4.51**	2.8
SR10	25/9/2014 1:50	28.66	75.2	**5.02**	3.6	SR10	25/9/2014 7:50	28.42	60.9	**4.10**	2.6	SR10	25/9/2014 13:50	29.02	81.5	**5.43**	2.5	SR10	25/9/2014 19:50	29.00	66.7	**4.45**	2.4
SR10	25/9/2014 1:55	28.66	76.1	**5.08**	3.9	SR10	25/9/2014 7:55	28.43	61.4	**4.14**	2.8	SR10	25/9/2014 13:55	29.05	81.4	**5.42**	3.0	SR10	25/9/2014 19:55	28.99	66.2	**4.42**	2.4
SR10	25/9/2014 2:00	28.66	76.6	**5.12**	4.4	SR10	25/9/2014 8:00	28.43	60.6	**4.08**	4.7	SR10	25/9/2014 14:00	29.09	82.2	**5.46**	2.6	SR10	25/9/2014 20:00	29.02	69.3	**4.62**	2.5
SR10	25/9/2014 2:05	28.67	75.6	**5.05**	4.0	SR10	25/9/2014 8:05	28.43	59.6	**4.02**	2.3	SR10	25/9/2014 14:05	28.87	80.4	**5.36**	3.1	SR10	25/9/2014 20:05	29.03	71.6	**4.77**	2.5
SR10	25/9/2014 2:10	28.68	73.0	**4.88**	3.1	SR10	25/9/2014 8:10	28.43	61.9	**4.17**	2.0	SR10	25/9/2014 14:10	29.27	83.5	**5.54**	2.6	SR10	25/9/2014 20:10	29.03	69.6	**4.64**	2.8
SR10	25/9/2014 2:15	28.69	73.8	**4.93**	2.8	SR10	25/9/2014 8:15	28.43	62.2	**4.18**	2.3	SR10	25/9/2014 14:15	29.29	84.1	**5.57**	2.3	SR10	25/9/2014 20:15	29.04	69.8	**4.65**	2.4
SR10	25/9/2014 2:20	28.68	74.1	**4.95**	3.3	SR10	25/9/2014 8:20	28.44	62.9	**4.24**	2.1	SR10	25/9/2014 14:20	29.34	84.4	**5.59**	2.3	SR10	25/9/2014 20:20	29.06	72.1	**4.80**	2.7
SR10	25/9/2014 2:25	28.69	73.9	**4.94**	2.9	SR10	25/9/2014 8:25	28.46	62.6	**4.21**	2.3	SR10	25/9/2014 14:25	29.20	83.9	**5.57**	2.8	SR10	25/9/2014 20:25	29.06	68.9	**4.58**	2.3
SR10	25/9/2014 2:30	28.69	75.5	**5.04**	3.0	SR10	25/9/2014 8:30	28.46	63.1	**4.25**	3.1	SR10	25/9/2014 14:30	29.40	84.9	**5.61**	2.2	SR10	25/9/2014 20:30	29.07	76.1	**5.07**	2.7
SR10	25/9/2014 2:35	28.69	75.9	**5.07**	2.7	SR10	25/9/2014 8:35	28.48	65.9	**4.43**	2.5	SR10	25/9/2014 14:35	29.34	84.1	**5.57**	2.2	SR10	25/9/2014 20:35	29.09	77.5	**5.16**	2.6
SR10	25/9/2014 2:40	28.68	76.5	**5.11**	2.5	SR10	25/9/2014 8:40	28.49	66.7	**4.49**	2.9	SR10	25/9/2014 14:40	29.21	82.6	**5.48**	2.7	SR10	25/9/2014 20:40	29.12	78.1	**5.20**	2.9
SR10	25/9/2014 2:45	28.68	76.1	**5.08**	2.9	SR10	25/9/2014 8:45	28.50	66.7	**4.48**	**5.1**	SR10	25/9/2014 14:45	29.21	82.6	**5.47**	2.7	SR10	25/9/2014 20:45	29.11	78.1	**5.20**	3.6
SR10	25/9/2014 2:50	28.68	77.7	**5.19**	4.1	SR10	25/9/2014 8:50	28.51	65.7	**4.41**	**5.4**	SR10	25/9/2014 14:50	29.32	83.0	**5.49**	2.8	SR10	25/9/2014 20:50	29.06	78.2	**5.21**	3.0
SR10	25/9/2014 2:55	28.69	77.6	**5.18**	**5.0**	SR10						SR10	25/9/2014 14:55	29.10	81.5	**5.41**	2.6	SR10	25/9/2014 20:55	29.12	79.3	**5.27**	3.7
SR10	25/9/2014 3:00	28.62	77.4	**5.18**	4.5	SR10						SR10	25/9/2014 15:00	29.14	81.2	**5.39**	3.4	SR10	25/9/2014 21:00	29.14	79.7	**5.31**	3.4
SR10	25/9/2014 3:05	28.61	77.2	**5.16**	**4.8**	SR10						SR10	25/9/2014 15:05	29.18	81.0	**5.38**	2.9	SR10	25/9/2014 21:05	29.16	78.8	**5.24**	4.1
SR10	25/9/2014 3:10	28.61	77.2	**5.16**	**5.6**	SR10						SR10	25/9/2014 15:10	29.19	81.3	**5.40**	2.9	SR10	25/9/2014 21:10	29.13	76.0	**5.05**	3.9
SR10	25/9/2014 3:15	28.58	77.5	**5.18**	4.4	SR10						SR10	25/9/2014 15:15	29.08	81.1	**5.40**	2.9	SR10	25/9/2014 21:15	29.08	76.5	**5.09**	3.6
SR10	25/9/2014 3:20	28.58	77.5	**5.19**	4.2	SR10	25/9/2014 9:20	28.54	63.0	**4.23**	**5.2**	SR10	25/9/2014 15:20	29.08	81.6	**5.43**	3.2	SR10	25/9/2014 21:20	29.00	72.7	**4.84**	4.3
SR10	25/9/2014 3:25	28.57	77.5	**5.19**	4.2	SR10	25/9/2014 9:25	28.54	62.7	**4.21**	**5.5**	SR10	25/9/2014 15:25	29.12	81.9	**5.45**	3.1	SR10	25/9/2014 21:25	28.97	72.7	**4.84**	4.2
SR10	25/9/2014 3:30	28.56	77.4	**5.19**	4.0	SR10	25/9/2014 9:30	28.55	64.2	**4.30**	**5.4**	SR10	25/9/2014 15:30	29.14	81.8	**5.43**	3.6	SR10	25/9/2014 21:30	29.07	70.1	**4.67**	3.3
SR10	25/9/2014 3:35	28.57	77.3	**5.17**	**5.5**	SR10	25/9/2014 9:35	28.55	66.2	**4.44**	**4.9**	SR10	25/9/2014 15:35	29.09	81.3	**5.40**	3.5	SR10	25/9/2014 21:35	28.98	71.3	**4.75**	**5.4**
SR10	25/9/2014 3:40	28.59	77.3	**5.18**	4.6	SR10	25/9/2014 9:40	28.55	62.3	**4.18**	3.7	SR10	25/9/2014 15:40	29.13	81.9	**5.44**	4.1	SR10	25/9/2014 21:40	28.99	68.8	**4.59**	4.1
SR10	25/9/2014 3:45	28.58	77.5	**5.19**	4.4	SR10	25/9/2014 9:45	28.56	64.6	**4.33**	4.2	SR10	25/9/2014 15:45	29.09	81.5	**5.43**	3.5	SR10	25/9/2014 21:45	28.96	71.5	**4.77**	4.4
SR10	25/9/2014 3:50	28.57	76.7	**5.13**	**5.0**	SR10	25/9/2014 9:50	28.57	63.6	**4.26**	3.8	SR10	25/9/2014 15:50	29.07	81.4	**5.41**	3.7	SR10	25/9/2014 21:50	29.06	70.9	**4.73**	3.8
SR10	25/9/2014 3:55	28.56	76.9	**5.15**	4.1	SR10	25/9/2014 9:55	28.57	63.3	**4.24**	3.8	SR10	25/9/2014 15:55	28.99	80.9	**5.40**	**5.2**	SR10	25/9/2014 21:55	29.05	72.4	**4.82**	3.6
SR10	25/9/2014 4:00	28.55	77.1	**5.17**	3.8	SR10	25/9/2014 10:00	28.58	62.1	**4.17**	3.3	SR10	25/9/2014 16:00	28.97	80.8	**5.39**	4.3	SR10	25/9/2014 22:00	28.99	68.7	**4.58**	3.4
SR10	25/9/2014 4:05	28.55	76.9	**5.15**	4.3	SR10	25/9/2014 10:05	28.59	60.2	**4.04**	3.4	SR10	25/9/2014 16:05	28.97	80.8	**5.40**	4.1	SR10	25/9/2014 22:05	28.98	63.3	**4.23**	3.2
SR10	25/9/2014 4:10	28.56	76.7	**5.14**	**4.8**	SR10	25/9/2014 10:10	28.61	63.2	**4.24**	3.1	SR10	25/9/2014 16:10	28.96	80.6	**5.38**	4.2	SR10	25/9/2014 22:10	28.93	68.6	**4.57**	**4.8**
SR10	25/9/2014 4:15	28.54	76.8	**5.15**	4.4	SR10	25/9/2014 10:15	28.62	64.4	**4.32**	3.7	SR10	25/9/2014 16:15	28.95	80.1	**5.35**	4.0	SR10	25/9/2014 22:15	28.90	76.1	**5.08**	**5.1**
SR10	25/9/2014 4:20	28.54	76.8	**5.15**	3.7	SR10	25/9/2014 10:20	28.60	66.6	**4.47**	3.9	SR10	25/9/2014 16:20	28.96	79.7	**5.32**	4.4	SR10	25/9/2014 22:20	28.89	76.4	**5.10**	**5.3**
SR10	25/9/2014 4:25	28.55	76.3	**5.12**	3.7	SR10	25/9/2014 10:25	28.59	70.5	**4.72**	4.2	SR10	25/9/2014 16:25	28.98	80.0	**5.34**	**5.3**	SR10	25/9/2014 22:25	28.90	77.6	**5.18**	**5.1**
SR10	25/9/2014 4:30	28.55	76.9	**5.15**	4.0	SR10	25/9/2014 10:30	28.59	72.5	**4.86**	3.9	SR10	25/9/2014 16:30	28.97	80.0	**5.34**	3.9	SR10	25/9/2014 22:30	28.89	77.4	**5.14**	**5.7**
SR10	25/9/2014 4:35	28.37	76.2	**5.13**	3.4	SR10	25/9/2014 10:35	28.59	75.7	**5.07**	3.8	SR10	25/9/2014 16:35	28.97	79.6	**5.31**	4.5	SR10	25/9/2014 22:35	28.90	77.5	**5.17**	4.7
SR10	25/9/2014 4:40	28.41	75.6	**5.09**	3.4	SR10	25/9/2014 10:40	28.61	72.2	**4.84**	4.0	SR10	25/9/2014 16:40	29.00	80.8	**5.39**	4.5	SR10	25/9/2014 22:40	28.90	78.0	**5.20**	**5.0**
SR10	25/9/2014 4:45	28.39	75.0	**5.06**	3.4	SR10	25/9/2014 10:45	28.62	71.3	**4.77**	3.5	SR10	25/9/2014 16:45	28.99	79.7	**5.31**	4.5	SR10	25/9/2014 22:45	28.86	78.2	**5.22**	**6.1**
SR10	25/9/2014 4:50	28.45	75.6	**5.09**	3.3	SR10	25/9/2014 10:50	28.61	73.1	**4.89**	4.3	SR10	25/9/2014 16:50	29.02	79.4	**5.28**	4.2	SR10	25/9/2014 22:50	28.89	78.2	**5.22**	**5.4**
SR10	25/9/2014 4:55	28.42	75.1	**5.07**	3.2	SR10	25/9/2014 10:55	28.64	72.6	**4.85**	3.2	SR10	25/9/2014 16:55	29.02	80.7	**5.38**	3.9	SR10	25/9/2014 22:55	28.86	78.0	**5.21**	4.5
SR10	25/9/2014 5:00	28.44	75.2	**5.06**	3.5	SR10	25/9/2014 11:00	28.64	73.5	**4.91**	2.9	SR10	25/9/2014 17:00	28.97	80.6	**5.38**	3.9	SR10	25/9/2014 23:00	28.86	78.1	**5.22**	**4.8**
SR10	25/9/2014 5:05	28.43	75.0	**5.05**	3.5	SR10	25/9/2014 11:05	28.61	77.0	**5.15**	4.3	SR10	25/9/2014 17:05	28.98	80.9	**5.40**	3.8	SR10	25/9/2014 23:05	28.84	78.1	**5.23**	**6.4**
SR10	25/9/2014 5:10	28.45	75.2	**5.05**	**10.6**	SR10	25/9/2014 11:10	28.61	76.8	**5.14**	3.4	SR10	25/9/2014 17:10	28.97	80.6	**5.38**	3.9	SR10	25/9/2014 23:10	28.84	78.2	**5.23**	**6.3**
SR10	25/9/2014 5:15	28.46	75.0	**5.04**	3.5	SR10	25/9/2014 11:15	28.67	76.9	**5.14**	3.3	SR10	25/9/2014 17:15	28.98	80.6	**5.38**	3.7	SR10	25/9/2014 23:15	28.83	78.3	**5.25**	4.5
SR10	25/9/2014 5:20	28.43	74.9	**5.04**	4.1	SR10	25/9/2014 11:20	28.67	78.1	**5.22**	3.4	SR10	25/9/2014 17:20	29.02	81.3	**5.42**	3.6	SR10	25/9/2014 23:20	28.84	78.4	**5.25**	4.2
SR10	25/9/2014 5:25	28.43	74.9	**5.04**	3.9	SR10	25/9/2014 11:25	28.70	77.3	**5.17**	3.3	SR10	25/9/2014 17:25	29.04	80.8	**5.39**	3.8	SR10	25/9/2014 23:25	28.84	78.0	**5.23**	4.0
SR10	25/9/2014 5:30	28.45	74.8	**5.02**	4.3	SR10	25/9/2014 11:30	28.71	76.9	**5.14**	3.5	SR10	25/9/2014 17:30	29.05	81.9	**5.46**	**7.1**	SR10	25/9/2014 23:30	28.83	78.1	**5.23**	3.9
SR10	25/9/2014 5:35	28.43	75.2	**5.05**	4.0	SR10	25/9/2014 11:35	28.69	71.5	**4.78**	3.3	SR10	25/9/2014 17:35	29.05	81.0	**5.40**	3.3	SR10	25/9/2014 23:35	28.82	78.1	**5.23**	4.0
SR10	25/9/2014 5:40	28.43	75.0	**5.05**	3.5	SR10	25/9/2014 11:40	28.74	78.1	**5.22**	3.2	SR10	25/9/2014 17:40	29.05	81.8	**5.46**	3.4	SR10	25/9/2014 23:40	28.82	77.0	**5.15**	4.3
SR10	25/9/2014 5:45	28.45	74.2	**4.99**	3.5	SR10	25/9/2014 11:45	28.73	75.9	**5.07**	3.0	SR10	25/9/2014 17:45	29.04	81.6	**5.44**	3.5	SR10	25/9/2014 23:45	28.82	76.9	**5.15**	**5.3**
SR10	25/9/2014 5:50	28.46	74.8	**5.04**	3.9	SR10	25/9/2014 11:50	28.81	77.9	**5.20**	3.1	SR10	25/9/2014 17:50	29.05	82.0	**5.47**	3.2	SR10	25/9/2014 23:50	28.83	71.7	**4.80**	4.2
SR10	25/9/2014 5:55	28.47	70.8	**4.77**	4.0	SR10	25/9/2014 11:55	28.78	70.7	**4.72**	3.1	SR10	25/9/2014 17:55	29.04	81.5	**5.44**	3.0	SR10	25/9/2014 23:55	28.84	69.8	**4.69**	3.7

Station	Timestamp	Temp (° C)	DO (%)	DO (mg/L)	Tur (NTU)	Station	Timestamp	Temp (° C)	DO (%)	DO (mg/L)	Tur (NTU)	Station	Timestamp	Temp (° C)	DO (%)	DO (mg/L)	Tur (NTU)	Station	Timestamp	Temp (°C)	DO (%)	DO (mg/L)	Tur (NTU)
SR11	25/9/2014 0:00	28.95	75.1	**4.80**	1.3	SR11	25/9/2014 6:00	28.61	80.2	**5.15**	2.5	SR11	25/9/2014 12:00	28.74	64.4	**4.13**	1.7	SR11	25/9/2014 18:00	29.28	90.3	**5.74**	1.9
SR11	25/9/2014 0:05	28.96	76.0	**4.85**	1.3	SR11	25/9/2014 6:05	28.61	78.3	**5.03**	2.3	SR11	25/9/2014 12:05	28.76	70.8	**4.53**	1.9	SR11	25/9/2014 18:05	29.29	93.6	**5.94**	1.4
SR11	25/9/2014 0:10	28.96	74.9	**4.78**	1.1	SR11	25/9/2014 6:10	28.60	78.0	**5.01**	2.4	SR11	25/9/2014 12:10	28.75	64.8	**4.15**	1.6	SR11	25/9/2014 18:10	29.24	88.0	**5.59**	1.9
SR11	25/9/2014 0:15	28.96	76.2	**4.86**	0.9	SR11	25/9/2014 6:15	28.59	76.7	**4.92**	2.9	SR11	25/9/2014 12:15	28.78	67.3	**4.31**	1.3	SR11	25/9/2014 18:15	29.26	86.8	**5.53**	2.2
SR11	25/9/2014 0:20	28.97	78.9	**5.04**	1.1	SR11	25/9/2014 6:20	28.59	76.6	**4.92**	2.7	SR11	25/9/2014 12:20	28.77	66.2	**4.24**	1.9	SR11	25/9/2014 18:20	29.15	84.3	**5.38**	2.3
SR11	25/9/2014 0:25	28.98	83.5	**5.33**	1.0	SR11	25/9/2014 6:25	28.60	76.7	**4.93**	2.9	SR11	25/9/2014 12:25	28.76	68.3	**4.37**	1.6	SR11	25/9/2014 18:25	29.24	85.4	**5.43**	2.1
SR11	25/9/2014 0:30	28.93	77.8	**4.96**	1.4	SR11	25/9/2014 6:30	28.57	76.3	**4.90**	3.0	SR11	25/9/2014 12:30	28.76	67.5	**4.32**	1.8	SR11	25/9/2014 18:30	29.18	84.8	**5.41**	2.5
SR11	25/9/2014 0:35	28.99	87.9	**5.60**	1.5	SR11	25/9/2014 6:35	28.56	76.2	**4.90**	2.4	SR11	25/9/2014 12:35	28.77	65.0	**4.16**	1.8	SR11	25/9/2014 18:35	29.11	83.2	**5.31**	2.3
SR11	25/9/2014 0:40	28.99	88.0	**5.61**	0.7	SR11	25/9/2014 6:40	28.57	76.3	**4.90**	2.7	SR11	25/9/2014 12:40	28.79	65.4	**4.19**	1.5	SR11	25/9/2014 18:40	29.11	83.2	**5.32**	2.2
SR11	25/9/2014 0:45	28.98	86.6	**5.52**	1.1	SR11	25/9/2014 6:45	28.57	76.1	**4.89**	2.4	SR11	25/9/2014 12:45	28.80	64.5	**4.13**	1.6	SR11	25/9/2014 18:45	29.06	83.1	**5.31**	2.1
SR11	25/9/2014 0:50	28.97	86.6	**5.52**	0.7	SR11	25/9/2014 6:50	28.57	75.9	**4.88**	2.5	SR11	25/9/2014 12:50	28.82	65.3	**4.18**	1.3	SR11	25/9/2014 18:50	29.08	82.8	**5.29**	3.6
SR11	25/9/2014 0:55	28.96	83.3	**5.31**	1.0	SR11	25/9/2014 6:55	28.56	75.9	**4.88**	2.4	SR11	25/9/2014 12:55	28.80	68.1	**4.36**	1.6	SR11	25/9/2014 18:55	29.10	82.7	**5.29**	2.7
SR11	25/9/2014 1:00	28.93	80.2	**5.12**	1.2	SR11	25/9/2014 7:00	28.57	76.1	**4.89**	2.4	SR11	25/9/2014 13:00	28.83	65.3	**4.18**	1.3	SR11	25/9/2014 19:00	29.08	82.1	**5.25**	2.7
SR11	25/9/2014 1:05	28.92	81.6	**5.21**	1.4	SR11	25/9/2014 7:05	28.56	76.4	**4.91**	2.3	SR11	25/9/2014 13:05	28.83	65.2	**4.17**	1.4	SR11	25/9/2014 19:05	29.08	82.6	**5.28**	4.7
SR11	25/9/2014 1:10	28.87	75.7	**4.84**	1.4	SR11	25/9/2014 7:10	28.55	75.9	**4.88**	2.2	SR11	25/9/2014 13:10	28.82	66.4	**4.25**	1.5	SR11	25/9/2014 19:10	29.09	82.3	**5.26**	2.7
SR11	25/9/2014 1:15	28.95	84.3	**5.37**	0.9	SR11	25/9/2014 7:15	28.56	76.2	**4.90**	2.4	SR11	25/9/2014 13:15	28.81	70.1	**4.49**	1.2	SR11	25/9/2014 19:15	29.09	82.1	**5.24**	2.8
SR11	25/9/2014 1:20	28.93	79.7	**5.08**	1.0	SR11	25/9/2014 7:20	28.52	75.8	**4.88**	3.1	SR11	25/9/2014 13:20	28.83	69.6	**4.45**	1.8	SR11	25/9/2014 19:20	29.12	82.5	**5.26**	2.9
SR11	25/9/2014 1:25	28.96	84.3	**5.38**	0.9	SR11	25/9/2014 7:25	28.55	75.7	**4.87**	2.4	SR11	25/9/2014 13:25	28.80	68.2	**4.36**	1.6	SR11	25/9/2014 19:25	29.11	82.8	**5.29**	2.4
SR11	25/9/2014 1:30	28.92	78.1	**4.99**	0.9	SR11	25/9/2014 7:30	28.53	75.2	**4.84**	2.2	SR11	25/9/2014 13:30	28.89	69.1	**4.42**	1.3	SR11	25/9/2014 19:30	29.13	83.1	**5.30**	2.4
SR11	25/9/2014 1:35	28.92	77.9	**4.98**	0.7	SR11	25/9/2014 7:35	28.53	75.8	**4.88**	2.5	SR11	25/9/2014 13:35	28.89	69.3	**4.43**	0.8	SR11	25/9/2014 19:35	29.11	82.8	**5.29**	2.3
SR11	25/9/2014 1:40	28.91	77.7	**4.96**	1.1	SR11	25/9/2014 7:40	28.54	76.3	**4.91**	2.4	SR11	25/9/2014 13:40	28.85	68.6	**4.39**	1.7	SR11	25/9/2014 19:40	29.06	82.3	**5.27**	2.4
SR11	25/9/2014 1:45	28.92	77.6	**4.95**	1.1	SR11	25/9/2014 7:45	28.56	75.6	**4.86**	2.6	SR11	25/9/2014 13:45	28.88	70.6	**4.52**	2.0	SR11	25/9/2014 19:45	29.04	82.0	**5.24**	**6.0**
SR11	25/9/2014 1:50	28.91	80.3	**5.12**	1.1	SR11	25/9/2014 7:50	28.56	75.6	**4.86**	2.2	SR11	25/9/2014 13:50	28.87	72.9	**4.67**	1.0	SR11	25/9/2014 19:50	29.06	81.9	**5.25**	2.5
SR11	25/9/2014 1:55	28.91	75.6	**4.83**	0.9	SR11	25/9/2014 7:55	28.53	75.0	**4.83**	2.4	SR11	25/9/2014 13:55	28.88	68.4	**4.37**	1.6	SR11	25/9/2014 19:55	28.99	81.4	**5.22**	1.9
SR11	25/9/2014 2:00	28.92	83.8	**5.35**	1.1	SR11	25/9/2014 8:00	28.54	75.7	**4.87**	2.2	SR11	25/9/2014 14:00	28.91	71.4	**4.57**	1.0	SR11	25/9/2014 20:00	29.07	80.3	**5.13**	2.2
SR11	25/9/2014 2:05	28.86	74.7	**4.77**	1.5	SR11	25/9/2014 8:05	28.54	75.0	**4.83**	2.2	SR11	25/9/2014 14:05	28.85	69.5	**4.45**	3.5	SR11	25/9/2014 20:05	29.08	80.8	**5.16**	2.3
SR11	25/9/2014 2:10	28.89	78.4	**5.01**	1.3	SR11	25/9/2014 8:10	28.54	75.6	**4.87**	2.1	SR11	25/9/2014 14:10	28.86	71.2	**4.56**	**7.4**	SR11	25/9/2014 20:10	29.08	81.0	**5.17**	3.1
SR11	25/9/2014 2:15	28.88	78.4	**5.01**	1.3	SR11	25/9/2014 8:15	28.56	75.5	**4.86**	3.1	SR11	25/9/2014 14:15	28.88	70.8	**4.53**	1.7	SR11	25/9/2014 20:15	29.07	81.6	**5.22**	2.9
SR11	25/9/2014 2:20	28.90	80.5	**5.14**	1.0	SR11	25/9/2014 8:20	28.57	75.7	**4.87**	2.0	SR11	25/9/2014 14:20	28.86	73.4	**4.69**	2.2	SR11	25/9/2014 20:20	29.08	79.7	**5.09**	2.0
SR11	25/9/2014 2:25	28.85	77.9	**4.97**	1.3	SR11	25/9/2014 8:25	28.59	76.6	**4.92**	2.2	SR11	25/9/2014 14:25	28.92	71.9	**4.60**	1.9	SR11	25/9/2014 20:25	29.09	80.3	**5.12**	2.5
SR11	25/9/2014 2:30	28.86	73.2	**4.68**	1.8	SR11	25/9/2014 8:30	28.62	71.8	**4.61**	2.3	SR11	25/9/2014 14:30	28.84	71.0	**4.55**	2.3	SR11	25/9/2014 20:30	29.08	77.1	**4.93**	2.1
SR11	25/9/2014 2:35	28.85	76.1	**4.86**	1.2	SR11	25/9/2014 8:35	28.63	71.1	**4.57**	2.3	SR11	25/9/2014 14:35	28.92	74.8	**4.78**	1.5	SR11	25/9/2014 20:35	29.09	76.7	**4.90**	**4.9**
SR11	25/9/2014 2:40	28.87	74.7	**4.77**	1.1	SR11	25/9/2014 8:40	28.61	74.8	**4.81**	2.3	SR11	25/9/2014 14:40	28.95	71.2	**4.55**	1.1	SR11	25/9/2014 20:40	29.09	77.8	**4.97**	3.1
SR11	25/9/2014 2:45	28.83	72.1	**4.60**	1.4	SR11	25/9/2014 8:45	28.62	76.4	**4.91**	2.9	SR11	25/9/2014 14:45	28.99	74.9	**4.78**	1.0	SR11	25/9/2014 20:45	29.10	75.5	**4.81**	3.7
SR11	25/9/2014 2:50	28.85	74.2	**4.74**	1.1	SR11	25/9/2014 8:50	28.63	76.5	**4.92**	2.2	SR11	25/9/2014 14:50	28.98	71.1	**4.54**	1.2	SR11	25/9/2014 20:50	29.09	75.1	**4.79**	2.4
SR11	25/9/2014 2:55	28.83	71.8	**4.59**	1.3	SR11	25/9/2014 8:55	28.63	76.6	**4.92**	2.4	SR11	25/9/2014 14:55	28.95	72.3	**4.62**	2.3	SR11	25/9/2014 20:55	29.09	74.6	**4.76**	2.4
SR11	25/9/2014 3:00	28.85	73.6	**4.70**	1.0	SR11	25/9/2014 9:00	28.62	76.7	**4.93**	2.3	SR11	25/9/2014 15:00	28.93	71.0	**4.53**	1.7	SR11	25/9/2014 21:00	29.09	78.8	**5.03**	2.3
SR11	25/9/2014 3:05	28.84	72.1	**4.61**	1.5	SR11	25/9/2014 9:05	28.63	77.2	**4.96**	2.2	SR11	25/9/2014 15:05	28.91	70.2	**4.49**	1.7	SR11	25/9/2014 21:05	29.09	73.6	**4.70**	2.1
SR11	25/9/2014 3:10	28.79	72.4	**4.63**	1.5	SR11	25/9/2014 9:10	28.63	77.0	**4.95**	2.4	SR11	25/9/2014 15:10	28.92	71.0	**4.54**	1.5	SR11	25/9/2014 21:10	29.09	72.4	**4.62**	2.0
SR11	25/9/2014 3:15	28.83	71.0	**4.54**	3.1	SR11	25/9/2014 9:15	28.64	77.4	**4.97**	2.3	SR11	25/9/2014 15:15	28.97	71.8	**4.59**	1.1	SR11	25/9/2014 21:15	29.09	72.9	**4.66**	2.1
SR11	25/9/2014 3:20	28.81	70.7	**4.52**	1.5	SR11	25/9/2014 9:20	28.64	77.3	**4.97**	2.0	SR11	25/9/2014 15:20	28.93	72.3	**4.62**	1.5	SR11	25/9/2014 21:20	29.09	68.2	**4.35**	3.5
SR11	25/9/2014 3:25	28.82	73.1	**4.67**	1.0	SR11	25/9/2014 9:25	28.66	77.5	**4.98**	2.1	SR11	25/9/2014 15:25	28.96	70.5	**4.50**	1.1	SR11	25/9/2014 21:25	29.10	74.6	**4.76**	2.0
SR11	25/9/2014 3:30	28.81	68.7	**4.39**	1.5	SR11	25/9/2014 9:30	28.67	78.1	**5.01**	2.2	SR11	25/9/2014 15:30	28.98	73.5	**4.69**	0.8	SR11	25/9/2014 21:30	29.10	69.8	**4.45**	1.7
SR11	25/9/2014 3:35	28.79	70.1	**4.48**	1.7	SR11	25/9/2014 9:35	28.67	78.0	**5.01**	2.2	SR11	25/9/2014 15:35	28.94	71.6	**4.57**	1.2	SR11	25/9/2014 21:35	29.04	78.5	**5.01**	2.2
SR11	25/9/2014 3:40	28.82	69.1	**4.41**	1.2	SR11	25/9/2014 9:40	28.68	78.4	**5.03**	2.3	SR11	25/9/2014 15:40	28.93	75.7	**4.83**	1.8	SR11	25/9/2014 21:40	29.06	74.1	**4.73**	2.1
SR11	25/9/2014 3:45	28.81	67.4	**4.31**	1.9	SR11	25/9/2014 9:45	28.67	78.0	**5.01**	2.5	SR11	25/9/2014 15:45	28.94	75.5	**4.82**	3.3	SR11	25/9/2014 21:45	29.00	79.0	**5.05**	2.0
SR11	25/9/2014 3:50	28.81	71.5	**4.57**	1.2	SR11	25/9/2014 9:50	28.68	78.5	**5.04**	2.4	SR11	25/9/2014 15:50	28.94	76.8	**4.91**	1.4	SR11	25/9/2014 21:50	29.02	75.3	**4.81**	1.8
SR11	25/9/2014 3:55	28.81	70.9	**4.53**	1.5	SR11						SR11	25/9/2014 15:55	28.97	77.5	**4.95**	1.2	SR11	25/9/2014 21:55	28.99	79.6	**5.09**	2.2
SR11	25/9/2014 4:00	28.81	72.5	**4.64**	1.0	SR11						SR11	25/9/2014 16:00	28.92	80.3	**5.14**	1.6	SR11	25/9/2014 22:00	29.00	73.6	**4.70**	1.7
SR11	25/9/2014 4:05	28.79	65.2	**4.17**	1.7	SR11						SR11	25/9/2014 16:05	28.95	82.9	**5.30**	1.4	SR11	25/9/2014 22:05	29.01	70.8	**4.53**	1.6
SR11	25/9/2014 4:10	28.80	71.9	**4.59**	3.1	SR11						SR11	25/9/2014 16:10	28.95	86.5	**5.52**	3.1	SR11	25/9/2014 22:10	28.99	75.9	**4.85**	1.7
SR11	25/9/2014 4:15	28.81	75.3	**4.81**	0.8	SR11	25/9/2014 10:15	28.68	77.1	**4.94**	2.0	SR11	25/9/2014 16:15	28.97	87.2	**5.57**	1.4	SR11	25/9/2014 22:15	29.01	71.9	**4.59**	1.6
SR11	25/9/2014 4:20	28.80	70.1	**4.48**	0.8	SR11	25/9/2014 10:20	28.68	77.4	**4.96**	1.8	SR11	25/9/2014 16:20	28.97	84.9	**5.42**	1.3	SR11	25/9/2014 22:20	29.01	78.3	**5.00**	2.2
SR11	25/9/2014 4:25	28.82	73.8	**4.72**	0.7	SR11	25/9/2014 10:25	28.68	78.5	**5.04**	2.1	SR11	25/9/2014 16:25	28.97	87.6	**5.59**	1.3	SR11	25/9/2014 22:25	29.00	73.5	**4.70**	1.8
SR11	25/9/2014 4:30	28.81	72.9	**4.66**	1.0	SR11	25/9/2014 10:30	28.68	77.9	**5.00**	2.0	SR11	25/9/2014 16:30	29.00	91.3	**5.83**	2.2	SR11	25/9/2014 22:30	29.02	68.1	**4.36**	1.9
SR11	25/9/2014 4:35	28.79	68.3	**4.37**	1.2	SR11	25/9/2014 10:35	28.65	76.1	**4.89**	2.1	SR11	25/9/2014 16:35	28.92	86.3	**5.51**	2.0	SR11	25/9/2014 22:35	29.04	59.5	**3.81**	1.4
SR11	25/9/2014 4:40	28.81	73.1	**4.67**	1.5	SR11	25/9/2014 10:40	28.68	77.0	**4.94**	2.0	SR11	25/9/2014 16:40	28.97	88.7	**5.66**	1.2	SR11	25/9/2014 22:40	29.05	59.7	**3.81**	1.6
SR11	25/9/2014 4:45	28.81	69.8	**4.46**	0.9	SR11	25/9/2014 10:45	28.71	78.5	**5.04**	2.3	SR11	25/9/2014 16:45	28.98	89.2	**5.70**	1.3	SR11	25/9/2014 22:45	29.05	59.6	**3.80**	1.2
SR11	25/9/2014 4:50	28.81	71.8	**4.59**	0.8	SR11	25/9/2014 10:50	28.67	77.1	**4.95**	1.9	SR11	25/9/2014 16:50	28.98	90.1	**5.75**	1.7	SR11	25/9/2014 22:50	29.04	59.8	**3.82**	1.5
SR11	25/9/2014 4:55	28.79	69.1	**4.42**	0.9	SR11	25/9/2014 10:55	28.68	76.6	**4.92**	2.0	SR11	25/9/2014 16:55	29.04	91.4	**5.83**	1.3	SR11	25/9/2014 22:55	29.05	58.9	**3.76**	1.5
SR11	25/9/2014 5:00	28.81	68.4	**4.37**	1.0	SR11	25/9/2014 11:00	28.69	77.5	**4.97**	2.0	SR11	25/9/2014 17:00	29.04	90.8	**5.80**	1.1	SR11	25/9/2014 23:00	29.06	62.4	**3.98**	1.7
SR11	25/9/2014 5:05	28.79	68.4	**4.38**	1.2	SR11	25/9/2014 11:05	28.67	75.6	**4.85**	2.2	SR11	25/9/2014 17:05	29.16	91.4	**5.83**	0.7	SR11	25/9/2014 23:05	29.07	65.6	**4.19**	1.4
SR11	25/9/2014 5:10	28.80	69.4	**4.44**	0.8	SR11	25/9/2014 11:10	28.69	73.9	**4.74**	2.1	SR11	25/9/2014 17:10	29.11	92.8	**5.92**	1.0	SR11	25/9/2014 23:10	29.06	61.3	**3.92**	1.2
SR11	25/9/2014 5:15	28.82	73.7	**4.71**	1.2	SR11	25/9/2014 11:15	28.69	71.4	**4.58**	1.8	SR11	25/9/2014 17:15	29.08	94.0	5.99	1.7	SR11	25/9/2014 23:15	29.07	64.4	**4.11**	0.8
SR11	25/9/2014 5:20	28.82	77.8	**4.97**	0.6	SR11	25/9/2014 11:20	28.68	74.0	**4.75**	2.1	SR11	25/9/2014 17:20	29.14	93.1	**5.93**	1.7	SR11	25/9/2014 23:20	29.04	58.3	**3.72**	1.1
SR11	25/9/2014 5:25	28.82	77.9	**4.98**	0.6	SR11	25/9/2014 11:25	28.69	72.7	**4.66**	1.8	SR11	25/9/2014 17:25	29.14	95.0	6.05	3.4	SR11	25/9/2014 23:25	29.03	58.4	**3.73**	1.1
SR11	25/9/2014 5:30	28.81	79.6	**5.09**	0.5	SR11	25/9/2014 11:30	28.69	70.2	**4.50**	2.3	SR11	25/9/2014 17:30	29.17	95.7	6.09	1.1	SR11	25/9/2014 23:30	29.03	60.5	**3.86**	1.1
SR11	25/9/2014 5:35	28.79	82.6	**5.28**	1.0	SR11	25/9/2014 11:35	28.73	65.2	**4.18**	2.3	SR11	25/9/2014 17:35	29.20	96.1	6.12	1.0	SR11	25/9/2014 23:35	29.05	61.7	**3.94**	1.1
SR11	25/9/2014 5:40	28.80	79.8	**5.11**	0.5	SR11	25/9/2014 11:40	28.75	69.9	**4.48**	1.6	SR11	25/9/2014 17:40	29.22	97.0	6.17	0.9	SR11	25/9/2014 23:40	29.04	62.4	**3.98**	0.9
SR11	25/9/2014 5:45	28.78	82.3	**5.27**	0.4	SR11	25/9/2014 11:45	28.74	72.4	**4.65**	1.6	SR11	25/9/2014 17:45	29.19	96.5	6.14	1.3	SR11	25/9/2014 23:45	29.04	61.9	**3.95**	1.3
SR11	25/9/2014 5:50	28.79	81.2	**5.20**	0.3	SR11	25/9/2014 11:50	28.74	66.6	**4.27**	1.8	SR11	25/9/2014 17:50	29.21	96.5	6.14	1.2	SR11	25/9/2014 23:50	29.06	66.4	**4.23**	0.8
SR11	25/9/2014 5:55	28.80	82.9	**5.31**	0.6	SR11	25/9/2014 11:55	28.74	65.6	**4.21**	1.5	SR11	25/9/2014 17:55	29.18	93.2	**5.93**	0.9	SR11	25/9/2014 23:55	29.07	71.0	**4.53**	1.1

Station	Timestamp	Temp (° C)	DO (%)	DO (mg/L)	Tur (NTU)	Station	Timestamp	Temp (° C)	DO (%)	DO (mg/L)	Tur (NTU)	Station	Timestamp	Temp (° C)	DO (%)	DO (mg/L)	Tur (NTU)	Station	Timestamp	Temp (°C)	DO (%)	DO (mg/L)	Tur (NTU)
SR12	25/9/2014 0:01	28.71	72.3	4.71	5.4	SR12	25/9/2014 6:01	28.64	68.4	4.46	7.9	SR12	25/9/2014 12:01	28.76	71.4	4.65	4.7	SR12	25/9/2014 18:01	28.95	71.8	4.68	7.5
SR12	25/9/2014 0:06	28.72	72.4	4.72	5.7	SR12	25/9/2014 6:06	28.64	68.5	4.47	6.5	SR12	25/9/2014 12:06	28.77	72.2	4.71	4.7	SR12	25/9/2014 18:06	28.94	71.8	4.68	6.4
SR12	25/9/2014 0:11	28.72	72.5	4.72	5.3	SR12	25/9/2014 6:11	28.64	68.5	4.47	6.9	SR12	25/9/2014 12:11	28.78	73.0	4.76	5.0	SR12	25/9/2014 18:11	28.91	71.3	4.65	8.3
SR12	25/9/2014 0:16	28.72	72.6	4.73	5.7	SR12	25/9/2014 6:16	28.64	67.3	4.38	5.4	SR12	25/9/2014 12:16	28.78	73.2	4.77	4.7	SR12	25/9/2014 18:16	28.89	70.9	4.62	8.2
SR12	25/9/2014 0:21	28.72	73.0	4.76	6.3	SR12	25/9/2014 6:21	28.65	67.9	4.43	6.7	SR12	25/9/2014 12:21	28.79	73.5	4.80	5.2	SR12	25/9/2014 18:21	28.88	69.5	4.53	7.0
SR12	25/9/2014 0:26	28.72	72.6	4.73	5.9	SR12	25/9/2014 6:26	28.65	67.9	4.42	6.3	SR12	25/9/2014 12:26	28.79	73.4	4.79	5.1	SR12	25/9/2014 18:26	28.87	69.7	4.54	6.8
SR12	25/9/2014 0:31	28.73	73.2	4.77	5.1	SR12	25/9/2014 6:31	28.65	67.8	4.41	6.4	SR12	25/9/2014 12:31	28.80	73.9	4.82	5.2	SR12	25/9/2014 18:31	28.87	69.7	4.54	7.4
SR12	25/9/2014 0:36	28.73	73.3	4.78	5.8	SR12	25/9/2014 6:36	28.65	67.7	4.41	6.1	SR12	25/9/2014 12:36	28.80	73.1	4.77	5.2	SR12	25/9/2014 18:36	28.86	68.8	4.48	7.2
SR12	25/9/2014 0:41	28.73	74.7	4.87	4.7	SR12	25/9/2014 6:41	28.65	67.3	4.38	6.1	SR12	25/9/2014 12:41	28.81	74.1	4.84	5.8	SR12	25/9/2014 18:41	28.85	69.4	4.52	**10.0**
SR12	25/9/2014 0:46	28.72	73.7	4.80	5.6	SR12	25/9/2014 6:46	28.65	66.9	4.36	6.3	SR12	25/9/2014 12:46	28.82	74.0	4.83	5.4	SR12	25/9/2014 18:46	28.83	69.0	4.49	7.0
SR12	25/9/2014 0:51	28.72	73.6	4.80	5.4	SR12	25/9/2014 6:51	28.65	66.0	4.30	6.3	SR12	25/9/2014 12:51	28.81	73.7	4.81	5.3	SR12	25/9/2014 18:51	28.83	69.1	4.50	7.5
SR12	25/9/2014 0:56	28.73	74.2	4.84	5.3	SR12	25/9/2014 6:56	28.65	66.9	4.35	7.5	SR12	25/9/2014 12:56	28.82	73.4	4.79	5.7	SR12	25/9/2014 18:56	28.83	68.7	4.48	7.5
SR12	25/9/2014 1:01	28.73	74.4	4.85	5.2	SR12	25/9/2014 7:01	28.65	65.9	4.29	5.8	SR12	25/9/2014 13:01	28.82	73.7	4.81	5.8	SR12	25/9/2014 19:01	28.82	68.3	4.44	7.0
SR12	25/9/2014 1:06	28.73	74.0	4.82	5.6	SR12	25/9/2014 7:06	28.65	65.7	4.28	6.1	SR12	25/9/2014 13:06	28.82	73.9	4.82	5.5	SR12	25/9/2014 19:06	28.82	68.8	4.48	8.1
SR12	25/9/2014 1:11	28.73	74.1	4.83	5.5	SR12	25/9/2014 7:11	28.65	66.7	4.34	5.9	SR12	25/9/2014 13:11	28.84	74.0	4.83	5.1	SR12	25/9/2014 19:11	28.82	67.6	4.40	7.8
SR12	25/9/2014 1:16	28.73	73.7	4.80	5.3	SR12	25/9/2014 7:16	28.65	66.5	4.33	7.7	SR12	25/9/2014 13:16	28.84	74.0	4.83	5.8	SR12	25/9/2014 19:16	28.81	68.0	4.43	7.1
SR12	25/9/2014 1:21	28.73	74.7	4.87	5.0	SR12	25/9/2014 7:21	28.65	66.4	4.32	5.6	SR12	25/9/2014 13:21	28.84	73.9	4.82	5.7	SR12	25/9/2014 19:21	28.81	67.8	4.41	7.8
SR12	25/9/2014 1:26	28.73	75.1	4.89	5.2	SR12	25/9/2014 7:26	28.66	66.2	4.31	6.4	SR12	25/9/2014 13:26	28.85	74.5	4.86	6.2	SR12	25/9/2014 19:26	28.80	67.9	4.42	8.1
SR12	25/9/2014 1:31	28.72	73.3	4.78	5.6	SR12	25/9/2014 7:31	28.65	65.7	4.27	6.8	SR12	25/9/2014 13:31	28.85	74.2	4.84	6.8	SR12	25/9/2014 19:31	28.81	68.4	4.45	7.8
SR12	25/9/2014 1:36	28.72	72.9	4.75	6.7	SR12	25/9/2014 7:36	28.65	67.1	4.37	5.8	SR12	25/9/2014 13:36	28.84	73.6	4.80	6.7	SR12	25/9/2014 19:36	28.81	66.7	4.35	8.0
SR12	25/9/2014 1:41	28.71	72.7	4.74	6.6	SR12	25/9/2014 7:41	28.65	66.9	4.35	5.9	SR12	25/9/2014 13:41	28.82	73.2	4.77	7.2	SR12	25/9/2014 19:41	28.80	67.0	4.36	7.4
SR12	25/9/2014 1:46	28.71	72.6	4.73	7.7	SR12	25/9/2014 7:46	28.66	66.3	4.31	5.8	SR12	25/9/2014 13:46	28.81	72.5	4.73	6.9	SR12	25/9/2014 19:46	28.80	67.5	4.40	7.4
SR12	25/9/2014 1:51	28.71	72.0	4.69	7.0	SR12	25/9/2014 7:51	28.65	66.2	4.31	4.9	SR12	25/9/2014 13:51	28.81	73.1	4.77	6.5	SR12	25/9/2014 19:51	28.80	67.1	4.37	7.5
SR12	25/9/2014 1:56	28.71	72.1	4.70	7.6	SR12	25/9/2014 7:56	28.66	64.9	4.23	6.2	SR12	25/9/2014 13:56	28.80	72.4	4.72	6.6	SR12	25/9/2014 19:56	28.80	67.0	4.36	7.2
SR12	25/9/2014 2:01	28.71	71.8	4.68	7.2	SR12	25/9/2014 8:01	28.66	65.4	4.25	5.0	SR12	25/9/2014 14:01	28.79	71.9	4.69	7.0	SR12	25/9/2014 20:01	28.81	66.1	4.30	6.9
SR12	25/9/2014 2:06	28.70	71.7	4.67	6.8	SR12	25/9/2014 8:06	28.66	66.0	4.29	5.5	SR12	25/9/2014 14:06	28.82	73.9	4.82	5.9	SR12	25/9/2014 20:06	28.80	66.8	4.36	6.7
SR12	25/9/2014 2:11	28.70	72.4	4.72	7.5	SR12	25/9/2014 8:11	28.66	66.4	4.32	5.7	SR12	25/9/2014 14:11	28.84	74.6	4.87	6.6	SR12	25/9/2014 20:11	28.79	67.2	4.38	7.6
SR12	25/9/2014 2:16	28.70	72.3	4.71	7.4	SR12	25/9/2014 8:16	28.66	65.6	4.27	6.0	SR12	25/9/2014 14:16	28.82	73.6	4.80	6.9	SR12	25/9/2014 20:16	28.80	67.1	4.37	7.6
SR12	25/9/2014 2:21	28.70	72.2	4.70	8.6	SR12	25/9/2014 8:21	28.67	66.5	4.33	5.5	SR12	25/9/2014 14:21	28.83	73.1	4.76	6.7	SR12	25/9/2014 20:21	28.81	66.7	4.34	7.5
SR12	25/9/2014 2:26	28.69	71.9	4.69	7.9	SR12	25/9/2014 8:26	28.67	65.8	4.28	5.3	SR12	25/9/2014 14:26	28.82	73.2	4.77	7.0	SR12	25/9/2014 20:26	28.81	67.1	4.37	7.1
SR12	25/9/2014 2:31	28.69	71.7	4.67	8.1	SR12	25/9/2014 8:31	28.67	64.3	4.19	5.2	SR12	25/9/2014 14:31	28.84	73.3	4.78	7.2	SR12	25/9/2014 20:31	28.80	66.3	4.31	8.6
SR12	25/9/2014 2:36	28.69	72.1	4.70	8.3	SR12	25/9/2014 8:36	28.67	64.2	4.18	6.3	SR12	25/9/2014 14:36	28.85	73.2	4.77	7.9	SR12	25/9/2014 20:36	28.80	65.7	4.28	6.4
SR12	25/9/2014 2:41	28.68	71.8	4.68	9.7	SR12	25/9/2014 8:41	28.67	66.3	4.32	7.6	SR12	25/9/2014 14:41	28.84	72.8	4.74	9.2	SR12	25/9/2014 20:41	28.80	64.3	4.18	7.9
SR12	25/9/2014 2:46	28.68	72.0	4.69	9.0	SR12	25/9/2014 8:46	28.67	64.9	4.23	8.0	SR12	25/9/2014 14:46	28.84	72.5	4.73	9.8	SR12	25/9/2014 20:46	28.79	65.7	4.28	7.0
SR12	25/9/2014 2:51	28.68	70.9	4.62	8.4	SR12	25/9/2014 8:51	28.69	66.3	4.31	6.9	SR12	25/9/2014 14:51	28.85	73.0	4.75	9.7	SR12	25/9/2014 20:51	28.78	66.3	4.32	7.0
SR12	25/9/2014 2:56	28.67	71.3	4.65	9.0	SR12	25/9/2014 8:56	28.69	67.6	4.40	6.8	SR12	25/9/2014 14:56	28.85	73.2	4.77	9.5	SR12	25/9/2014 20:56	28.77	65.7	4.28	6.1
SR12	25/9/2014 3:01	28.67	71.0	4.62	8.5	SR12	25/9/2014 9:01	28.69	67.6	4.40	6.0	SR12	25/9/2014 15:01	28.85	72.9	4.75	9.4	SR12	25/9/2014 21:01	28.78	66.0	4.30	7.1
SR12	25/9/2014 3:06	28.66	72.0	4.69	9.1	SR12	25/9/2014 9:06	28.69	69.8	4.54	5.2	SR12	25/9/2014 15:06	28.89	74.6	4.86	7.6	SR12	25/9/2014 21:06	28.78	65.0	4.23	7.3
SR12	25/9/2014 3:11	28.65	71.9	4.68	9.0	SR12	25/9/2014 9:11	28.71	70.0	4.56	4.8	SR12	25/9/2014 15:11	28.85	72.9	4.75	8.9	SR12	25/9/2014 21:11	28.78	65.0	4.24	7.1
SR12	25/9/2014 3:16	28.65	71.5	4.66	8.5	SR12	25/9/2014 9:16	28.68	65.5	4.26	6.3	SR12	25/9/2014 15:16	28.82	72.0	4.69	**12.3**	SR12	25/9/2014 21:16	28.78	65.1	4.24	8.2
SR12	25/9/2014 3:21	28.65	71.9	4.68	9.3	SR12	25/9/2014 9:21	28.69	65.3	4.25	5.1	SR12	25/9/2014 15:21	28.85	72.5	4.72	9.0	SR12	25/9/2014 21:21	28.79	64.9	4.22	6.9
SR12	25/9/2014 3:26	28.64	71.4	4.65	8.4	SR12	25/9/2014 9:26	28.71	66.0	4.30	4.1	SR12	25/9/2014 15:26	28.85	72.9	4.75	9.4	SR12	25/9/2014 21:26	28.79	63.3	4.12	6.0
SR12	25/9/2014 3:31	28.64	72.2	4.71	8.5	SR12	25/9/2014 9:31	28.68	65.3	4.25	5.1	SR12	25/9/2014 15:31	28.85	72.7	4.74	9.6	SR12	25/9/2014 21:31	28.79	61.8	4.02	5.2
SR12	25/9/2014 3:36	28.64	72.1	4.70	8.4	SR12	25/9/2014 9:36	28.74	67.2	4.37	4.7	SR12	25/9/2014 15:36	28.87	73.9	4.81	8.9	SR12	25/9/2014 21:36	28.78	62.8	4.09	5.1
SR12	25/9/2014 3:41	28.64	71.9	4.69	8.3	SR12	25/9/2014 9:41	28.69	68.0	4.42	5.4	SR12	25/9/2014 15:41	28.86	73.5	4.79	9.3	SR12	25/9/2014 21:41	28.79	62.3	4.06	5.5
SR12	25/9/2014 3:46	28.64	71.7	4.67	**10.0**	SR12	25/9/2014 9:46	28.70	67.2	4.37	5.1	SR12	25/9/2014 15:46	28.87	73.9	4.81	8.8	SR12	25/9/2014 21:46	28.79	61.9	4.03	6.0
SR12	25/9/2014 3:51	28.64	72.3	4.71	8.7	SR12	25/9/2014 9:51	28.68	64.5	4.20	6.1	SR12	25/9/2014 15:51	28.87	73.9	4.81	9.6	SR12	25/9/2014 21:51	28.79	63.3	4.12	5.6
SR12	25/9/2014 3:56	28.63	72.5	4.72	8.2	SR12	25/9/2014 9:56	28.68	65.0	4.23	6.2	SR12	25/9/2014 15:56	28.87	73.6	4.79	**10.5**	SR12	25/9/2014 21:56	28.79	63.5	4.13	6.5
SR12	25/9/2014 4:01	28.63	72.3	4.71	8.2	SR12	25/9/2014 10:01	28.67	63.8	4.15	9.1	SR12	25/9/2014 16:01	28.90	74.9	4.88	9.4	SR12	25/9/2014 22:01	28.79	64.3	4.19	5.9
SR12	25/9/2014 4:06	28.63	72.4	4.72	8.2	SR12	25/9/2014 10:06	28.66	65.8	4.28	9.6	SR12	25/9/2014 16:06	28.91	75.0	4.89	9.6	SR12	25/9/2014 22:06	28.79	64.4	4.19	6.7
SR12	25/9/2014 4:11	28.63	72.5	4.73	8.2	SR12	25/9/2014 10:11	28.66	65.3	4.25	9.0	SR12	25/9/2014 16:11	28.94	75.9	4.94	8.1	SR12	25/9/2014 22:11	28.78	64.8	4.22	7.8
SR12	25/9/2014 4:16	28.63	73.1	4.76	7.8	SR12	25/9/2014 10:16	28.70	67.2	4.37	5.6	SR12	25/9/2014 16:16	28.94	75.5	4.92	8.5	SR12	25/9/2014 22:16	28.78	63.2	4.12	5.9
SR12	25/9/2014 4:21	28.63	71.6	4.67	7.3	SR12	25/9/2014 10:21	28.71	67.9	4.42	5.4	SR12	25/9/2014 16:21	28.95	75.7	4.93	7.8	SR12	25/9/2014 22:21	28.78	63.6	4.14	6.8
SR12	25/9/2014 4:26	28.63	72.4	4.72	7.1	SR12	25/9/2014 10:26	28.71	68.6	4.46	5.9	SR12	25/9/2014 16:26	28.95	75.9	4.94	8.0	SR12	25/9/2014 22:26	28.78	64.1	4.17	5.5
SR12	25/9/2014 4:31	28.63	72.2	4.71	7.1	SR12	25/9/2014 10:31	28.70	68.9	4.48	6.4	SR12	25/9/2014 16:31	28.98	76.4	4.98	6.7	SR12	25/9/2014 22:31	28.78	64.2	4.18	6.1
SR12	25/9/2014 4:36	28.63	71.8	4.68	6.7	SR12	25/9/2014 10:36	28.72	68.8	4.47	5.4	SR12	25/9/2014 16:36	28.99	76.5	4.98	6.5	SR12	25/9/2014 22:36	28.77	65.9	4.29	5.9
SR12	25/9/2014 4:41	28.63	71.8	4.68	7.2	SR12	25/9/2014 10:41	28.72	68.1	4.43	5.1	SR12	25/9/2014 16:41	28.97	76.2	4.96	6.9	SR12	25/9/2014 22:41	28.77	68.3	4.45	6.7
SR12	25/9/2014 4:46	28.63	72.3	4.72	7.8	SR12	25/9/2014 10:46	28.70	66.9	4.35	5.4	SR12	25/9/2014 16:46	28.99	76.6	4.99	6.6	SR12	25/9/2014 22:46	28.77	68.2	4.44	6.8
SR12	25/9/2014 4:51	28.62	71.7	4.68	6.3	SR12	25/9/2014 10:51	28.71	66.3	4.31	5.5	SR12	25/9/2014 16:51	28.98	75.6	4.93	6.7	SR12	25/9/2014 22:51	28.76	67.9	4.42	5.5
SR12	25/9/2014 4:56	28.62	72.0	4.70	7.6	SR12	25/9/2014 10:56	28.73	66.7	4.34	4.9	SR12	25/9/2014 16:56	28.99	75.6	4.93	6.8	SR12	25/9/2014 22:56	28.76	67.4	4.39	5.4
SR12	25/9/2014 5:01	28.62	72.2	4.71	6.4	SR12	25/9/2014 11:01	28.77	72.1	4.69	3.8	SR12	25/9/2014 17:01	29.00	76.5	4.99	6.4	SR12	25/9/2014 23:01	28.75	67.2	4.38	4.9
SR12	25/9/2014 5:06	28.62	71.6	4.67	6.1	SR12	25/9/2014 11:06	28.77	72.1	4.70	4.0	SR12	25/9/2014 17:06	29.02	76.3	4.97	6.1	SR12	25/9/2014 23:06	28.79	67.5	4.40	5.5
SR12	25/9/2014 5:11	28.62	71.5	4.66	9.5	SR12	25/9/2014 11:11	28.75	71.6	4.66	3.9	SR12	25/9/2014 17:11	29.02	75.7	4.93	7.0	SR12	25/9/2014 23:11	28.85	70.2	4.58	4.8
SR12	25/9/2014 5:16	28.62	72.1	4.70	6.3	SR12	25/9/2014 11:16	28.75	71.2	4.64	4.3	SR12	25/9/2014 17:16	29.02	74.8	4.88	5.8	SR12	25/9/2014 23:16	28.85	70.7	4.61	4.5
SR12	25/9/2014 5:21	28.62	70.9	4.63	6.2	SR12	25/9/2014 11:21	28.75	69.9	4.55	4.8	SR12	25/9/2014 17:21	29.01	73.5	4.79	5.5	SR12	25/9/2014 23:21	28.85	69.8	4.55	4.5
SR12	25/9/2014 5:26	28.62	71.1	4.64	9.3	SR12	25/9/2014 11:26	28.74	68.9	4.49	6.6	SR12	25/9/2014 17:26	29.01	72.4	4.72	6.3	SR12	25/9/2014 23:26	28.86	71.6	4.68	4.5
SR12	25/9/2014 5:31	28.61	72.5	4.73	5.9	SR12	25/9/2014 11:31	28.75	71.3	4.64	5.2	SR12	25/9/2014 17:31	29.01	72.7	4.74	5.9	SR12	25/9/2014 23:31	28.88	71.8	4.69	4.6
SR12	25/9/2014 5:36	28.62	70.4	4.59	5.8	SR12	25/9/2014 11:36	28.75	71.0	4.63	4.9	SR12	25/9/2014 17:36	28.99	73.2	4.77	6.7	SR12	25/9/2014 23:36	28.89	71.8	4.69	4.4
SR12	25/9/2014 5:41	28.62	69.5	4.53	6.5	SR12	25/9/2014 11:41	28.76	71.3	4.65	4.6	SR12	25/9/2014 17:41	28.99	72.9	4.75	8.1	SR12	25/9/2014 23:41	28.90	72.2	4.71	4.5
SR12	25/9/2014 5:46	28.63	69.4	4.52	6.7	SR12	25/9/2014 11:46	28.76	71.9	4.69	4.7	SR12	25/9/2014 17:46	28.98	73.2	4.77	6.5	SR12	25/9/2014 23:46	28.90	71.2	4.65	4.7
SR12	25/9/2014 5:51	28.64	69.2	4.51	7.5	SR12	25/9/2014 11:51	28.76	71.5	4.66	4.9	SR12	25/9/2014 17:51	28.97	71.8	4.68	7.1	SR12	25/9/2014 23:51	28.90	71.4	4.66	4.4
SR12	25/9/2014 5:56	28.64	68.7	4.48	6.5	SR12	25/9/2014 11:56	28.76	71.2	4.64	4.6	SR12	25/9/2014 17:56	28.96	71.8	4.67	7.2	SR12	25/9/2014 23:56	28.91	71.0	4.64	4.7

Station	Timestamp	Temp (° C)	DO (%)	DO (mg/L)	Tur (NTU)	Station	Timestamp	Temp (° C)	DO (%)	DO (mg/L)	Tur (NTU)	Station	Timestamp	Temp (° C)	DO (%)	DO (mg/L)	Tur (NTU)	Station	Timestamp	Temp (°C)	DO (%)	DO (mg/L)	Tur (NTU)
SR13	25/9/2014 0:00	28.64	64.3	**4.19**	3.5	SR13	25/9/2014 6:00	28.70	66.4	**4.34**	2.1	SR13	25/9/2014 12:00	28.76	66.6	**4.34**	4.1	SR13	25/9/2014 18:00	28.83	70.9	**4.64**	3.1
SR13	25/9/2014 0:05	28.64	65.1	**4.25**	3.7	SR13	25/9/2014 6:05	28.72	65.5	**4.28**	2.0	SR13	25/9/2014 12:05	28.94	69.0	**4.49**	2.8	SR13	25/9/2014 18:05	28.84	71.1	**4.65**	3.1
SR13	25/9/2014 0:10	28.64	64.3	**4.19**	3.5	SR13	25/9/2014 6:10	28.73	66.1	**4.32**	1.8	SR13	25/9/2014 12:10	28.98	70.6	**4.59**	2.2	SR13	25/9/2014 18:10	28.84	72.1	**4.71**	8.0
SR13	25/9/2014 0:15	28.64	64.5	**4.21**	4.0	SR13	25/9/2014 6:15	28.73	65.3	**4.27**	1.6	SR13	25/9/2014 12:15	28.95	70.3	**4.57**	2.8	SR13	25/9/2014 18:15	28.84	71.5	**4.67**	5.1
SR13	25/9/2014 0:20	28.65	64.8	**4.22**	4.1	SR13	25/9/2014 6:20	28.70	66.0	**4.32**	1.8	SR13	25/9/2014 12:20	28.93	70.7	**4.60**	2.7	SR13	25/9/2014 18:20	28.84	71.4	**4.67**	5.4
SR13	25/9/2014 0:25	28.63	63.5	**4.14**	2.5	SR13	25/9/2014 6:25	28.69	65.9	**4.31**	1.6	SR13	25/9/2014 12:25	28.92	70.8	**4.61**	2.0	SR13	25/9/2014 18:25	28.84	71.1	**4.65**	4.0
SR13	25/9/2014 0:30	28.62	64.0	**4.17**	2.2	SR13	25/9/2014 6:30	28.72	64.8	**4.24**	1.2	SR13	25/9/2014 12:30	28.90	69.9	**4.55**	2.2	SR13	25/9/2014 18:30	28.84	70.7	**4.62**	3.5
SR13	25/9/2014 0:35	28.61	63.4	**4.14**	2.0	SR13	25/9/2014 6:35	28.68	66.2	**4.33**	1.5	SR13	25/9/2014 12:35	28.98	70.8	**4.60**	2.0	SR13	25/9/2014 18:35	28.84	70.9	**4.63**	3.3
SR13	25/9/2014 0:40	28.60	62.4	**4.07**	1.6	SR13	25/9/2014 6:40	28.68	66.6	**4.36**	1.6	SR13	25/9/2014 12:40	28.99	70.4	**4.58**	2.3	SR13	25/9/2014 18:40	28.84	70.5	**4.61**	3.2
SR13	25/9/2014 0:45	28.59	61.7	**4.03**	1.5	SR13	25/9/2014 6:45	28.67	66.9	**4.37**	1.8	SR13	25/9/2014 12:45	29.00	71.9	**4.67**	1.9	SR13	25/9/2014 18:45	28.84	70.5	**4.61**	3.0
SR13	25/9/2014 0:50	28.61	61.7	**4.03**	1.7	SR13	25/9/2014 6:50	28.65	67.7	**4.43**	2.4	SR13	25/9/2014 12:50	29.07	71.9	**4.67**	1.6	SR13	25/9/2014 18:50	28.84	70.3	**4.60**	2.7
SR13	25/9/2014 0:55	28.62	62.4	**4.07**	1.6	SR13	25/9/2014 6:55	28.65	67.0	**4.38**	2.0	SR13	25/9/2014 12:55	29.08	72.5	**4.70**	2.0	SR13	25/9/2014 18:55	28.84	70.7	**4.62**	3.8
SR13	25/9/2014 1:00	28.62	62.2	**4.06**	1.6	SR13	25/9/2014 7:00	28.65	67.5	**4.42**	2.5	SR13	25/9/2014 13:00	29.13	71.9	**4.66**	2.0	SR13	25/9/2014 19:00	28.83	70.5	**4.61**	2.9
SR13	25/9/2014 1:05	28.62	62.8	**4.10**	1.9	SR13	25/9/2014 7:05	28.65	67.7	**4.43**	2.8	SR13	25/9/2014 13:05	29.09	71.4	**4.63**	1.6	SR13	25/9/2014 19:05	28.83	71.0	**4.64**	2.8
SR13	25/9/2014 1:10	28.63	62.7	**4.09**	1.7	SR13	25/9/2014 7:10	28.65	67.2	**4.40**	2.5	SR13	25/9/2014 13:10	29.07	71.2	**4.62**	1.9	SR13	25/9/2014 19:10	28.82	71.3	**4.66**	2.5
SR13	25/9/2014 1:15	28.63	62.9	**4.11**	1.7	SR13	25/9/2014 7:15	28.66	66.6	**4.36**	1.9	SR13	25/9/2014 13:15	29.06	70.3	**4.56**	1.5	SR13	25/9/2014 19:15	28.83	70.8	**4.62**	3.6
SR13	25/9/2014 1:20	28.63	63.1	**4.12**	2.3	SR13	25/9/2014 7:20	28.67	66.5	**4.35**	1.7	SR13	25/9/2014 13:20	29.07	70.3	**4.57**	1.3	SR13	25/9/2014 19:20	28.83	70.4	**4.60**	2.6
SR13	25/9/2014 1:25	28.64	64.7	**4.22**	6.4	SR13	25/9/2014 7:25	28.68	64.9	**4.25**	1.3	SR13	25/9/2014 13:25	29.09	70.7	**4.59**	1.3	SR13	25/9/2014 19:25	28.83	70.4	**4.60**	3.1
SR13	25/9/2014 1:30	28.63	63.3	**4.13**	8.7	SR13	25/9/2014 7:30	28.67	65.5	**4.28**	1.5	SR13	25/9/2014 13:30	29.13	71.2	**4.62**	2.2	SR13	25/9/2014 19:30	28.83	70.3	**4.59**	4.2
SR13	25/9/2014 1:35	28.65	65.3	**4.25**	7.3	SR13	25/9/2014 7:35	28.65	65.0	**4.25**	1.5	SR13	25/9/2014 13:35	29.10	71.3	**4.63**	1.6	SR13	25/9/2014 19:35	28.83	69.5	**4.54**	4.3
SR13	25/9/2014 1:40	28.64	65.7	**4.29**	9.7	SR13	25/9/2014 7:40	28.65	68.7	**4.49**	4.8	SR13	25/9/2014 13:40	29.07	70.6	**4.58**	1.7	SR13	25/9/2014 19:40	28.83	69.9	**4.57**	3.0
SR13	25/9/2014 1:45	28.63	64.6	**4.22**	10.1	SR13	25/9/2014 7:45	28.65	68.6	**4.49**	4.6	SR13	25/9/2014 13:45	29.14	70.0	**4.54**	1.6	SR13	25/9/2014 19:45	28.84	69.3	**4.53**	2.4
SR13	25/9/2014 1:50	28.63	64.1	**4.18**	9.1	SR13	25/9/2014 7:50	28.65	68.2	**4.46**	3.5	SR13	25/9/2014 13:50	29.16	71.9	**4.66**	2.1	SR13	25/9/2014 19:50	28.85	68.6	**4.48**	2.1
SR13	25/9/2014 1:55	28.63	64.1	**4.18**	9.9	SR13	25/9/2014 7:55	28.66	68.0	**4.45**	3.2	SR13	25/9/2014 13:55	29.19	71.5	**4.63**	1.3	SR13	25/9/2014 19:55	28.84	69.0	**4.51**	2.4
SR13	25/9/2014 2:00	28.63	64.2	**4.19**	7.9	SR13	25/9/2014 8:00	28.66	67.9	**4.44**	3.6	SR13	25/9/2014 14:00	29.16	71.0	**4.61**	1.2	SR13	25/9/2014 20:00	28.85	69.4	**4.53**	2.4
SR13	25/9/2014 2:05	28.63	64.6	**4.21**	7.4	SR13	25/9/2014 8:05	28.68	67.4	**4.41**	2.6	SR13	25/9/2014 14:05	29.12	71.1	**4.61**	1.5	SR13	25/9/2014 20:05	28.84	69.7	**4.55**	2.8
SR13	25/9/2014 2:10	28.64	64.4	**4.20**	7.5	SR13	25/9/2014 8:10	28.66	67.1	**4.39**	4.0	SR13	25/9/2014 14:10	29.06	70.2	**4.56**	1.6	SR13	25/9/2014 20:10	28.85	69.0	**4.51**	3.1
SR13	25/9/2014 2:15	28.63	63.0	**4.11**	5.4	SR13	25/9/2014 8:15	28.65	67.4	**4.41**	4.4	SR13	25/9/2014 14:15	29.03	69.7	**4.53**	2.9	SR13	25/9/2014 20:15	28.84	68.9	**4.50**	2.6
SR13	25/9/2014 2:20	28.63	64.4	**4.20**	7.1	SR13	25/9/2014 8:20	28.65	66.5	**4.35**	2.9	SR13	25/9/2014 14:20	29.00	69.3	**4.50**	2.0	SR13	25/9/2014 20:20	28.86	68.7	**4.49**	2.1
SR13	25/9/2014 2:25	28.53	60.8	**3.98**	3.7	SR13	25/9/2014 8:25	28.66	66.6	**4.36**	2.6	SR13	25/9/2014 14:25	29.00	69.1	**4.49**	2.2	SR13	25/9/2014 20:25	28.84	68.6	**4.48**	2.7
SR13	25/9/2014 2:30	28.62	65.5	**4.28**	7.2	SR13	25/9/2014 8:30	28.65	67.7	**4.43**	3.1	SR13	25/9/2014 14:30	29.03	69.6	**4.52**	2.1	SR13	25/9/2014 20:30	28.85	67.8	**4.43**	1.9
SR13	25/9/2014 2:35	28.64	67.6	**4.41**	4.4	SR13	25/9/2014 8:35	28.66	67.0	**4.38**	2.8	SR13	25/9/2014 14:35	29.03	70.2	**4.56**	1.8	SR13	25/9/2014 20:35	28.84	68.2	**4.45**	2.9
SR13	25/9/2014 2:40	28.64	67.8	**4.43**	4.1	SR13	25/9/2014 8:40	28.66	66.3	**4.34**	2.6	SR13	25/9/2014 14:40	28.98	70.0	**4.56**	2.1	SR13	25/9/2014 20:40	28.84	68.3	**4.46**	2.5
SR13	25/9/2014 2:45	28.63	68.2	**4.45**	4.0	SR13	25/9/2014 8:45	28.67	66.0	**4.31**	2.6	SR13	25/9/2014 14:45	28.99	70.4	**4.58**	1.9	SR13	25/9/2014 20:45	28.84	68.0	**4.44**	2.4
SR13	25/9/2014 2:50	28.62	67.2	**4.39**	4.1	SR13	25/9/2014 8:50	28.68	65.6	**4.29**	2.2	SR13	25/9/2014 14:50	28.95	69.7	**4.53**	1.7	SR13	25/9/2014 20:50	28.84	68.5	**4.48**	2.3
SR13	25/9/2014 2:55	28.65	69.0	**4.51**	5.7	SR13	25/9/2014 8:55	28.68	65.8	**4.31**	2.8	SR13	25/9/2014 14:55	28.96	69.6	**4.53**	2.2	SR13	25/9/2014 20:55	28.85	68.2	**4.46**	2.3
SR13	25/9/2014 3:00	28.64	68.9	**4.50**	4.1	SR13	25/9/2014 9:00	28.68	65.8	**4.30**	3.1	SR13	25/9/2014 15:00	28.96	69.5	**4.52**	1.8	SR13	25/9/2014 21:00	28.84	67.8	**4.43**	2.3
SR13	25/9/2014 3:05	28.64	68.3	**4.46**	3.1	SR13	25/9/2014 9:05	28.69	65.4	**4.28**	2.8	SR13	25/9/2014 15:05	28.96	69.4	**4.51**	2.0	SR13	25/9/2014 21:05	28.84	68.0	**4.44**	1.9
SR13	25/9/2014 3:10	28.64	68.4	**4.47**	3.7	SR13	25/9/2014 9:10	28.68	65.7	**4.30**	3.9	SR13	25/9/2014 15:10	28.93	69.2	**4.51**	3.5	SR13	25/9/2014 21:10	28.84	67.7	**4.42**	2.4
SR13	25/9/2014 3:15	28.64	68.1	**4.45**	3.7	SR13	25/9/2014 9:15	28.67	66.5	**4.35**	6.2	SR13	25/9/2014 15:15	28.90	69.2	**4.51**	2.3	SR13	25/9/2014 21:15	28.83	68.1	**4.45**	3.0
SR13	25/9/2014 3:20	28.64	68.4	**4.47**	3.5	SR13	25/9/2014 9:20	28.66	67.3	**4.40**	6.2	SR13	25/9/2014 15:20	28.89	69.5	**4.53**	2.3	SR13	25/9/2014 21:20	28.83	65.6	**4.28**	6.8
SR13	25/9/2014 3:25	28.64	68.1	**4.46**	3.5	SR13	25/9/2014 9:25	28.66	66.9	**4.38**	7.1	SR13	25/9/2014 15:25	28.89	69.6	**4.54**	2.3	SR13	25/9/2014 21:25	28.82	65.4	**4.27**	4.6
SR13	25/9/2014 3:30	28.64	68.2	**4.46**	3.4	SR13	25/9/2014 9:30	28.66	67.2	**4.39**	8.1	SR13	25/9/2014 15:30	28.89	69.5	**4.53**	2.3	SR13	25/9/2014 21:30	28.83	66.1	**4.32**	2.9
SR13	25/9/2014 3:35	28.65	68.3	**4.46**	3.9	SR13	25/9/2014 9:35	28.66	67.0	**4.38**	7.2	SR13	25/9/2014 15:35	28.88	69.6	**4.54**	2.4	SR13	25/9/2014 21:35	28.83	65.9	**4.30**	4.5
SR13	25/9/2014 3:40	28.64	67.7	**4.43**	3.0	SR13	25/9/2014 9:40	28.66	66.8	**4.36**	6.3	SR13	25/9/2014 15:40	28.89	69.8	**4.55**	2.2	SR13	25/9/2014 21:40	28.82	64.3	**4.20**	3.4
SR13	25/9/2014 3:45	28.65	67.8	**4.43**	3.6	SR13	25/9/2014 9:45	28.66	67.2	**4.39**	7.6	SR13	25/9/2014 15:45	28.88	69.4	**4.53**	2.4	SR13	25/9/2014 21:45	28.82	64.5	**4.21**	4.4
SR13	25/9/2014 3:50	28.64	67.4	**4.41**	3.0	SR13	25/9/2014 9:50	28.66	66.1	**4.32**	5.5	SR13	25/9/2014 15:50	28.88	69.5	**4.53**	5.5	SR13	25/9/2014 21:50	28.82	65.5	**4.27**	4.7
SR13	25/9/2014 3:55	28.66	68.3	**4.46**	3.3	SR13	25/9/2014 9:55	28.66	65.4	**4.27**	4.1	SR13	25/9/2014 15:55	28.87	69.1	**4.51**	2.8	SR13	25/9/2014 21:55	28.82	64.8	**4.23**	3.8
SR13	25/9/2014 4:00	28.65	68.5	**4.48**	4.4	SR13	25/9/2014 10:00	28.66	65.5	**4.28**	4.9	SR13	25/9/2014 16:00	28.85	69.0	**4.50**	3.3	SR13	25/9/2014 22:00	28.83	64.2	**4.19**	2.4
SR13	25/9/2014 4:05	28.64	68.1	**4.45**	3.5	SR13	25/9/2014 10:05	28.66	66.2	**4.33**	5.7	SR13	25/9/2014 16:05	28.86	68.7	**4.48**	3.1	SR13	25/9/2014 22:05	28.83	64.9	**4.24**	2.6
SR13	25/9/2014 4:10	28.65	68.5	**4.48**	3.0	SR13	25/9/2014 10:10	28.67	66.0	**4.32**	4.1	SR13	25/9/2014 16:10	28.87	69.8	**4.55**	3.0	SR13	25/9/2014 22:10	28.82	64.4	**4.21**	2.6
SR13	25/9/2014 4:15	28.65	68.8	**4.50**	3.0	SR13	25/9/2014 10:15	28.66	66.0	**4.31**	5.5	SR13	25/9/2014 16:15	28.86	70.1	**4.58**	2.1	SR13	25/9/2014 22:15	28.82	64.6	**4.22**	2.9
SR13	25/9/2014 4:20	28.65	68.4	**4.48**	3.1	SR13	25/9/2014 10:20	28.66	65.9	**4.31**	5.5	SR13	25/9/2014 16:20	28.87	70.3	**4.59**	3.0	SR13	25/9/2014 22:20	28.80	66.8	**4.36**	3.1
SR13	25/9/2014 4:25	28.66	68.7	**4.50**	2.8	SR13	25/9/2014 10:25	28.66	65.3	**4.27**	3.7	SR13	25/9/2014 16:25	28.86	70.1	**4.58**	2.4	SR13	25/9/2014 22:25	28.83	66.3	**4.33**	2.3
SR13	25/9/2014 4:30	28.65	68.2	**4.46**	2.5	SR13	25/9/2014 10:30	28.66	65.9	**4.30**	6.4	SR13	25/9/2014 16:30	28.87	70.6	**4.60**	2.7	SR13	25/9/2014 22:30	28.79	65.7	**4.29**	4.5
SR13	25/9/2014 4:35	28.66	68.0	**4.45**	2.7	SR13	25/9/2014 10:35	28.67	66.3	**4.33**	6.1	SR13	25/9/2014 16:35	28.86	70.6	**4.61**	2.7	SR13	25/9/2014 22:35	28.79	65.2	**4.25**	5.1
SR13	25/9/2014 4:40	28.66	67.7	**4.43**	2.6	SR13	25/9/2014 10:40	28.66	65.7	**4.29**	6.1	SR13	25/9/2014 16:40	28.86	70.5	**4.60**	2.4	SR13	25/9/2014 22:40	28.80	66.3	**4.33**	7.4
SR13	25/9/2014 4:45	28.66	67.5	**4.41**	2.2	SR13	25/9/2014 10:45	28.66	65.8	**4.30**	5.8	SR13	25/9/2014 16:45	28.86	70.7	**4.61**	2.7	SR13	25/9/2014 22:45	28.80	66.5	**4.34**	9.5
SR13	25/9/2014 4:50	28.65	67.2	**4.39**	2.6	SR13	25/9/2014 10:50	28.66	64.8	**4.23**	5.6	SR13	25/9/2014 16:50	28.86	70.9	**4.63**	2.5	SR13	25/9/2014 22:50	28.80	66.2	**4.32**	7.6
SR13	25/9/2014 4:55	28.65	67.0	**4.38**	2.0	SR13	25/9/2014 10:55	28.66	65.1	**4.25**	5.3	SR13	25/9/2014 16:55	28.86	70.8	**4.62**	2.6	SR13	25/9/2014 22:55	28.80	66.8	**4.36**	6.3
SR13	25/9/2014 5:00	28.65	66.9	**4.38**	1.6	SR13	25/9/2014 11:00	28.66	63.4	**4.15**	3.2	SR13	25/9/2014 17:00	28.86	70.6	**4.61**	2.5	SR13	25/9/2014 23:00	28.79	66.7	**4.35**	4.4
SR13	25/9/2014 5:05	28.63	65.7	**4.30**	1.6	SR13	25/9/2014 11:05	28.67	64.6	**4.22**	3.7	SR13	25/9/2014 17:05	28.84	70.6	**4.61**	2.3	SR13	25/9/2014 23:05	28.79	66.7	**4.35**	5.7
SR13	25/9/2014 5:10	28.65	68.7	**4.49**	7.9	SR13	25/9/2014 11:10	28.72	67.3	**4.40**	3.8	SR13	25/9/2014 17:10	28.84	70.8	**4.62**	2.7	SR13	25/9/2014 23:10	28.79	66.1	**4.31**	4.3
SR13	25/9/2014 5:15	28.63	66.8	**4.37**	2.2	SR13	25/9/2014 11:15	28.70	65.8	**4.30**	3.1	SR13	25/9/2014 17:15	28.85	71.0	**4.64**	2.8	SR13	25/9/2014 23:15	28.79	66.5	**4.34**	5.4
SR13	25/9/2014 5:20	28.64	68.9	**4.51**	2.7	SR13	25/9/2014 11:20	28.68	65.9	**4.30**	3.5	SR13	25/9/2014 17:20	28.84	70.8	**4.62**	2.3	SR13	25/9/2014 23:20	28.79	66.5	**4.34**	4.3
SR13	25/9/2014 5:25	28.64	69.4	**4.54**	3.3	SR13	25/9/2014 11:25	28.72	67.1	**4.38**	3.5	SR13	25/9/2014 17:25	28.84	71.2	**4.65**	2.8	SR13	25/9/2014 23:25	28.79	66.2	**4.32**	3.6
SR13	25/9/2014 5:30	28.65	68.9	**4.51**	2.1	SR13	25/9/2014 11:30	28.71	66.8	**4.36**	3.2	SR13	25/9/2014 17:30	28.84	71.0	**4.64**	4.4	SR13	25/9/2014 23:30	28.79	66.5	**4.34**	3.8
SR13	25/9/2014 5:35	28.64	68.5	**4.48**	2.1	SR13	25/9/2014 11:35	28.72	66.8	**4.36**	3.6	SR13	25/9/2014 17:35	28.83	70.7	**4.62**	2.8	SR13	25/9/2014 23:35	28.77	67.2	**4.39**	3.2
SR13	25/9/2014 5:40	28.60	65.6	**4.30**	1.4	SR13	25/9/2014 11:40	28.73	66.9	**4.37**	3.7	SR13	25/9/2014 17:40	28.83	70.7	**4.62**	2.2	SR13	25/9/2014 23:40	28.78	66.9	**4.37**	2.7
SR13	25/9/2014 5:45	28.64	66.4	**4.35**	1.6	SR13	25/9/2014 11:45	28.73	67.0	**4.37**	3.6	SR13	25/9/2014 17:45	28.84	70.4	**4.60**	2.4	SR13	25/9/2014 23:45	28.78	66.7	**4.35**	2.8
SR13	25/9/2014 5:50	28.63	66.1	**4.33**	1.9	SR13	25/9/2014 11:50	28.69	65.8	**4.30**	6.7	SR13	25/9/2014 17:50	28.83	70.7	**4.62**	2.8	SR13	25/9/2014 23:50	28.78	66.5	**4.34**	3.3
SR13	25/9/2014 5:55	28.70	66.5	**4.35**	2.1	SR13	25/9/2014 11:55	28.69	66.7	**4.35**	5.3	SR13	25/9/2014 17:55	28.83	70.9	**4.63**	2.6	SR13	25/9/2014 23:55	28.78	66.4	**4.33**	3.5

Station	Timestamp	NH_3 (mg/L)				Station	Timestamp	NH_3 (mg/L)			
SR4	25/9/2014 0:17	0.04				SR12	25/9/2014 0:17	0.06			
SR4	25/9/2014 0:37	0.04				SR12	25/9/2014 0:37	0.06			
SR4	25/9/2014 0:57	0.04				SR12	25/9/2014 0:57	0.06			
SR4	25/9/2014 1:17	0.04				SR12	25/9/2014 1:17	0.07			
SR4	25/9/2014 1:37	0.05				SR12	25/9/2014 1:37	0.07			
SR4	25/9/2014 1:57	0.05				SR12	25/9/2014 1:57	0.06			
SR4	25/9/2014 2:17	0.05				SR12	25/9/2014 2:17	0.07			
SR4	25/9/2014 2:37	0.04				SR12	25/9/2014 2:37	0.07			
SR4	25/9/2014 2:57	0.05				SR12	25/9/2014 2:57	0.07			
SR4	25/9/2014 3:17	0.05				SR12	25/9/2014 3:17	0.07			
SR4	25/9/2014 3:37	0.05				SR12	25/9/2014 3:37	0.06			
SR4	25/9/2014 3:57	0.05				SR12	25/9/2014 3:57	0.06			
SR4	25/9/2014 4:17	0.04				SR12	25/9/2014 4:17	0.07			
SR4	25/9/2014 4:37	0.04				SR12	25/9/2014 4:37	0.06			
SR4	25/9/2014 4:57	0.05				SR12	25/9/2014 4:57	0.07			
SR4	25/9/2014 5:17	0.05				SR12	25/9/2014 5:17	0.06			
SR4	25/9/2014 5:37	0.04				SR12	25/9/2014 5:37	0.05			
SR4	25/9/2014 5:57	0.05				SR12	25/9/2014 5:57	0.06			
SR4						SR12					
SR4	25/9/2014 6:37	0.05				SR12	25/9/2014 6:37	0.06			
SR4	25/9/2014 6:57	0.04				SR12	25/9/2014 6:57	0.06			
SR4	25/9/2014 7:17	0.06				SR12	25/9/2014 7:17	0.06			
SR4	25/9/2014 7:37	0.05				SR12	25/9/2014 7:37	0.06			
SR4	25/9/2014 7:57	0.05				SR12	25/9/2014 7:57	0.06			
SR4	25/9/2014 8:17	0.05				SR12	25/9/2014 8:17	0.06			
SR4	25/9/2014 8:37	0.06				SR12	25/9/2014 8:37	0.06			
SR4	25/9/2014 8:57	0.05				SR12	25/9/2014 8:57	0.05			
SR4	25/9/2014 9:17	0.06				SR12	25/9/2014 9:17	0.08			
SR4	25/9/2014 9:37	0.06				SR12	25/9/2014 9:37	0.08			
SR4	25/9/2014 9:57	0.06				SR12	25/9/2014 9:57	0.07			
SR4	25/9/2014 10:17	0.06				SR12	25/9/2014 10:17	0.08			
SR4	25/9/2014 10:37	0.06				SR12	25/9/2014 10:37	0.06			
SR4	25/9/2014 10:57	0.06				SR12	25/9/2014 10:57	0.05			
SR4	25/9/2014 11:17	0.05				SR12	25/9/2014 11:17	0.06			
SR4	25/9/2014 11:37	0.05				SR12	25/9/2014 11:37	0.05			
SR4	25/9/2014 11:57	0.06				SR12	25/9/2014 11:57	0.06			
SR4	25/9/2014 12:17	0.06				SR12	25/9/2014 12:17	0.06			
SR4	25/9/2014 12:37	0.05				SR12	25/9/2014 12:37	0.06			
SR4	25/9/2014 12:57	0.05				SR12	25/9/2014 12:57	0.05			
SR4	25/9/2014 13:17	0.05				SR12	25/9/2014 13:17	0.06			
SR4	25/9/2014 13:37	0.05				SR12	25/9/2014 13:37	0.05			
SR4	25/9/2014 13:57	0.05				SR12	25/9/2014 13:57	0.05			
SR4	25/9/2014 14:17	0.05				SR12	25/9/2014 14:17	0.06			
SR4	25/9/2014 14:37	0.04				SR12	25/9/2014 14:37	0.06			
SR4	25/9/2014 14:57	0.04				SR12	25/9/2014 14:57	0.07			
SR4	25/9/2014 15:17	0.05				SR12	25/9/2014 15:17	0.07			
SR4	25/9/2014 15:37	0.04				SR12	25/9/2014 15:37	0.07			
SR4	25/9/2014 15:57	0.05				SR12	25/9/2014 15:57	0.08			
SR4	25/9/2014 16:17	0.04				SR12	25/9/2014 16:17	0.07			
SR4	25/9/2014 16:37	0.05				SR12	25/9/2014 16:37	0.06			
SR4	25/9/2014 16:57	0.04				SR12	25/9/2014 16:57	0.06			
SR4	25/9/2014 17:17	0.05				SR12	25/9/2014 17:17	0.06			
SR4	25/9/2014 17:37	0.05				SR12	25/9/2014 17:37	0.06			
SR4	25/9/2014 17:57	0.04				SR12	25/9/2014 17:57	0.05			
SR4	25/9/2014 18:17	0.04				SR12	25/9/2014 18:17	0.06			
SR4	25/9/2014 18:37	0.05				SR12	25/9/2014 18:37	0.06			
SR4	25/9/2014 18:57	0.06				SR12	25/9/2014 18:57	0.05			
SR4	25/9/2014 19:17	0.06				SR12	25/9/2014 19:17	0.07			
SR4	25/9/2014 19:37	0.05				SR12	25/9/2014 19:37	0.06			
SR4	25/9/2014 19:57	0.05				SR12	25/9/2014 19:57	0.06			
SR4	25/9/2014 20:17	0.05				SR12	25/9/2014 20:17	0.07			
SR4	25/9/2014 20:37	0.05				SR12	25/9/2014 20:37	0.07			
SR4	25/9/2014 20:57	0.06				SR12	25/9/2014 20:57	0.07			
SR4	25/9/2014 21:17	0.05				SR12	25/9/2014 21:17	0.08			
SR4	25/9/2014 21:37	0.05				SR12	25/9/2014 21:37	0.07			
SR4	25/9/2014 21:57	0.05				SR12	25/9/2014 21:57	0.07			
SR4	25/9/2014 22:17	0.05				SR12	25/9/2014 22:17	0.06			
SR4	25/9/2014 22:37	0.05				SR12	25/9/2014 22:37	0.05			
SR4	25/9/2014 22:57	0.05				SR12	25/9/2014 22:57	0.06			
SR4	25/9/2014 23:17	0.05				SR12	25/9/2014 23:17	0.06			
SR4	25/9/2014 23:37	0.06				SR12	25/9/2014 23:37	0.06			
SR4	25/9/2014 23:57	0.05				SR12	25/9/2014 23:57	0.07			

Remark: Fonts with underline: Action Level Exceedance
Fonts with bold and underline: Limit Level Exceedance
Automatic Instrument calibration of NH3-N monitor was carried out during 5:57-6:37 at SR4 and SR12.
SR5 monitoring station was under maintenance during 8:45-9:10.
SR10 monitoring station was under maintenance during 8:50-9:20.
SR11 monitoring station was under maintenance during 9:50-10:15.

Station	Timestamp	Temp (° C)	DO (%)	DO (mg/L)	Tur (NTU)	Station	Timestamp	Temp (° C)	DO (%)	DO (mg/L)	Tur (NTU)	Station	Timestamp	Temp (° C)	DO (%)	DO (mg/L)	Tur (NTU)	Station	Timestamp	Temp (°C)	DO (%)	DO (mg/L)	Tur (NTU)
SR4	26/9/2014 0:01	28.87	81.5	5.49	2.2	SR4	26/9/2014 6:01	28.78	83.2	5.65	4.3	SR4	26/9/2014 12:01	29.23	85.8	5.75	2.3	SR4	26/9/2014 18:01	29.37	83.8	5.62	2.9
SR4	26/9/2014 0:06	28.88	81.9	5.51	2.3	SR4	26/9/2014 6:06	28.78	82.1	5.57	4.1	SR4	26/9/2014 12:06	29.17	84.8	5.69	2.5	SR4	26/9/2014 18:06	29.37	84.3	5.66	2.9
SR4	26/9/2014 0:11	28.88	81.6	5.49	2.9	SR4	26/9/2014 6:11	28.78	83.6	5.67	4.0	SR4	26/9/2014 12:11	29.28	84.8	5.68	1.9	SR4	26/9/2014 18:11	29.39	84.7	5.68	3.0
SR4	26/9/2014 0:16	28.88	81.4	5.48	2.2	SR4	26/9/2014 6:16	28.77	84.1	5.71	3.9	SR4	26/9/2014 12:16	29.28	84.9	5.68	2.1	SR4	26/9/2014 18:16	29.40	84.4	5.66	2.6
SR4	26/9/2014 0:21	28.91	81.0	5.46	2.1	SR4	26/9/2014 6:21	28.76	83.9	5.69	3.8	SR4	26/9/2014 12:21	29.29	84.9	5.68	2.3	SR4	26/9/2014 18:21	29.41	85.0	5.71	2.9
SR4	26/9/2014 0:26	28.93	81.5	5.47	2.4	SR4	26/9/2014 6:26	28.77	84.0	5.70	3.7	SR4	26/9/2014 12:26	29.32	85.1	5.70	2.4	SR4	26/9/2014 18:26	29.41	84.6	5.67	4.3
SR4	26/9/2014 0:31	28.92	80.2	5.39	2.0	SR4	26/9/2014 6:31	28.79	81.2	5.48	7.5	SR4	26/9/2014 12:31	29.36	85.1	5.70	1.9	SR4	26/9/2014 18:31	29.41	85.8	5.73	4.0
SR4	26/9/2014 0:36	28.92	80.8	5.43	2.2	SR4	26/9/2014 6:36	28.78	81.8	5.53	7.5	SR4	26/9/2014 12:36	29.34	85.2	5.70	2.1	SR4	26/9/2014 18:36	29.42	84.9	5.68	3.6
SR4	26/9/2014 0:41	28.92	81.3	5.46	2.1	SR4	26/9/2014 6:41	28.79	82.1	5.55	9.4	SR4	26/9/2014 12:41	29.29	85.0	5.69	2.1	SR4	26/9/2014 18:41	29.42	85.3	5.69	5.7
SR4	26/9/2014 0:46	29.01	80.6	5.39	3.2	SR4	26/9/2014 6:46	28.79	81.3	5.49	6.0	SR4	26/9/2014 12:46	29.34	84.7	5.67	2.0	SR4	26/9/2014 18:46	29.45	84.9	5.68	3.5
SR4	26/9/2014 0:51	29.00	80.4	5.39	2.7	SR4	26/9/2014 6:51	28.79	81.2	5.48	5.7	SR4	26/9/2014 12:51	29.31	85.4	5.72	2.2	SR4	26/9/2014 18:51	29.28	84.1	5.63	5.8
SR4	26/9/2014 0:56	29.03	80.1	5.37	2.1	SR4	26/9/2014 6:56	28.78	80.9	5.45	5.4	SR4	26/9/2014 12:56	29.24	84.5	5.67	2.4	SR4	26/9/2014 18:56	29.26	83.8	5.62	7.4
SR4	26/9/2014 1:01	29.01	80.4	5.40	2.6	SR4	26/9/2014 7:01	28.78	81.5	5.49	5.1	SR4	26/9/2014 13:01	29.20	84.4	5.64	2.3	SR4	26/9/2014 19:01	29.25	83.6	5.61	7.9
SR4	26/9/2014 1:06	28.99	78.3	5.26	2.0	SR4	26/9/2014 7:06	28.78	81.7	5.49	6.6	SR4	26/9/2014 13:06	29.20	84.3	5.64	2.7	SR4	26/9/2014 19:06	29.23	83.3	5.59	5.9
SR4	26/9/2014 1:11	28.96	78.4	5.27	2.0	SR4	26/9/2014 7:11	28.78	81.7	5.50	6.7	SR4	26/9/2014 13:11	29.29	85.1	5.66	2.9	SR4	26/9/2014 19:11	29.22	83.3	5.58	6.4
SR4	26/9/2014 1:16	29.02	77.2	5.17	2.0	SR4	26/9/2014 7:16	28.78	80.8	5.44	9.2	SR4	26/9/2014 13:16	29.41	85.6	5.71	2.2	SR4	26/9/2014 19:16	29.18	83.0	5.55	7.9
SR4	26/9/2014 1:21	29.01	77.8	5.22	2.2	SR4	26/9/2014 7:21	28.77	81.2	5.46	8.1	SR4	26/9/2014 13:21	29.53	85.6	5.70	2.2	SR4	26/9/2014 19:21	29.17	83.2	5.58	6.7
SR4	26/9/2014 1:26	29.00	78.0	5.22	1.9	SR4	26/9/2014 7:26	28.77	81.1	5.45	6.4	SR4	26/9/2014 13:26	29.53	84.7	5.64	1.9	SR4	26/9/2014 19:26	29.16	82.9	5.53	7.1
SR4	26/9/2014 1:31	29.00	77.6	5.19	2.0	SR4	26/9/2014 7:31	28.77	81.2	5.45	5.1	SR4	26/9/2014 13:31	29.47	84.7	5.64	1.7	SR4	26/9/2014 19:31	29.16	82.9	5.55	6.6
SR4	26/9/2014 1:36	28.99	76.9	5.14	1.9	SR4	26/9/2014 7:36	28.77	81.8	5.48	6.5	SR4	26/9/2014 13:36	29.52	84.4	5.62	2.0	SR4	26/9/2014 19:36	29.16	82.9	5.56	5.6
SR4	26/9/2014 1:41	28.98	75.8	5.07	1.7	SR4	26/9/2014 7:41	28.76	81.9	5.48	7.9	SR4	26/9/2014 13:41	29.52	84.2	5.61	2.0	SR4	26/9/2014 19:41	29.17	82.9	5.56	5.1
SR4	26/9/2014 1:46	28.98	75.6	5.06	1.6	SR4	26/9/2014 7:46	28.76	81.8	5.48	8.0	SR4	26/9/2014 13:46	29.49	83.7	5.57	2.0	SR4	26/9/2014 19:46	29.17	83.0	5.57	5.2
SR4	26/9/2014 1:51	28.91	76.9	5.13	3.2	SR4	26/9/2014 7:51	28.76	81.7	5.48	7.8	SR4	26/9/2014 13:51	29.40	84.0	5.57	2.4	SR4	26/9/2014 19:51	29.17	82.9	5.56	5.3
SR4	26/9/2014 1:56	28.91	77.7	5.18	3.5	SR4	26/9/2014 7:56	28.76	81.3	5.45	8.3	SR4	26/9/2014 13:56	29.43	84.7	5.64	3.1	SR4	26/9/2014 19:56	29.16	83.2	5.58	5.5
SR4	26/9/2014 2:01	28.91	77.0	5.14	4.3	SR4	26/9/2014 8:01	28.76	81.0	5.43	9.2	SR4	26/9/2014 14:01	29.35	82.0	5.47	3.7	SR4	26/9/2014 20:01	29.16	83.0	5.56	6.5
SR4	26/9/2014 2:06	28.90	77.6	5.19	4.0	SR4	26/9/2014 8:06	28.77	80.9	5.43	9.0	SR4	26/9/2014 14:06	29.41	83.5	5.57	2.2	SR4	26/9/2014 20:06	29.15	83.0	5.56	7.0
SR4	26/9/2014 2:11	28.90	78.0	5.22	4.7	SR4	26/9/2014 8:11	28.77	80.8	5.42	8.5	SR4	26/9/2014 14:11	29.21	80.7	5.38	3.8	SR4	26/9/2014 20:11	29.11	82.5	5.54	8.6
SR4	26/9/2014 2:16	28.90	79.9	5.33	6.5	SR4	26/9/2014 8:16	28.77	80.5	5.40	7.5	SR4	26/9/2014 14:16	29.09	81.5	5.44	3.7	SR4	26/9/2014 20:16	29.07	82.3	5.52	8.4
SR4	26/9/2014 2:21	28.90	79.0	5.29	4.1	SR4	26/9/2014 8:21	28.77	80.8	5.42	7.5	SR4	26/9/2014 14:21	29.07	81.2	5.42	3.9	SR4	26/9/2014 20:21	29.06	81.7	5.48	8.6
SR4	26/9/2014 2:26	28.92	78.2	5.24	3.0	SR4	26/9/2014 8:26	28.77	80.7	5.42	7.6	SR4	26/9/2014 14:26	29.06	81.6	5.45	5.1	SR4	26/9/2014 20:26	29.05	81.9	5.49	8.1
SR4	26/9/2014 2:31	28.90	78.0	5.22	3.0	SR4	26/9/2014 8:31	28.77	80.9	5.43	6.7	SR4	26/9/2014 14:31	29.06	80.7	5.40	5.8	SR4	26/9/2014 20:31	29.05	81.4	5.46	6.8
SR4	26/9/2014 2:36	28.90	79.3	5.31	4.0	SR4	26/9/2014 8:36	28.77	80.4	5.40	6.9	SR4	26/9/2014 14:36	29.35	81.8	5.44	2.1	SR4	26/9/2014 20:36	29.05	82.2	5.52	8.5
SR4	26/9/2014 2:41	28.89	79.3	5.31	4.5	SR4	26/9/2014 8:41	28.77	80.5	5.40	8.1	SR4	26/9/2014 14:41	29.03	79.2	5.30	4.2	SR4	26/9/2014 20:41	29.02	81.7	5.48	8.0
SR4	26/9/2014 2:46	28.90	77.8	5.21	3.2	SR4	26/9/2014 8:46	28.77	80.7	5.41	8.2	SR4	26/9/2014 14:46	29.36	82.5	5.51	2.0	SR4	26/9/2014 20:46	29.01	81.6	5.47	7.3
SR4	26/9/2014 2:51	28.91	76.0	5.09	3.0	SR4	26/9/2014 8:51	28.77	80.4	5.39	7.9	SR4	26/9/2014 14:51	29.29	81.5	5.44	2.3	SR4	26/9/2014 20:51	29.00	81.6	5.47	8.6
SR4	26/9/2014 2:56	28.91	75.3	5.05	2.5	SR4	26/9/2014 8:56	28.77	80.5	5.40	8.1	SR4	26/9/2014 14:56	29.31	81.5	5.45	2.0	SR4	26/9/2014 20:56	29.00	81.2	5.44	7.1
SR4	26/9/2014 3:01	28.88	77.1	5.17	4.3	SR4	26/9/2014 9:01	28.77	80.2	5.38	7.7	SR4	26/9/2014 15:01	29.34	82.8	5.53	2.1	SR4	26/9/2014 21:01	29.01	81.2	5.45	6.7
SR4	26/9/2014 3:06	28.86	78.2	5.24	4.1	SR4	26/9/2014 9:06	28.77	80.2	5.38	7.1	SR4	26/9/2014 15:06	29.24	81.6	5.46	2.8	SR4	26/9/2014 21:06	28.99	81.1	5.44	8.8
SR4	26/9/2014 3:11	28.85	78.2	5.24	3.6	SR4	26/9/2014 9:11	28.77	80.3	5.38	8.0	SR4	26/9/2014 15:11	29.28	81.9	5.48	2.3	SR4	26/9/2014 21:11	28.98	80.9	5.43	6.8
SR4	26/9/2014 3:16	28.86	79.5	5.32	5.1	SR4	26/9/2014 9:16	28.79	80.0	5.36	7.3	SR4	26/9/2014 15:16	29.19	80.1	5.36	2.7	SR4	26/9/2014 21:16	28.98	81.1	5.44	7.8
SR4	26/9/2014 3:21	28.90	76.6	5.13	2.8	SR4	26/9/2014 9:21	28.78	80.2	5.38	7.5	SR4	26/9/2014 15:21	29.09	76.9	5.15	3.7	SR4	26/9/2014 21:21	28.97	81.0	5.43	8.2
SR4	26/9/2014 3:26	28.88	76.7	5.13	3.1	SR4	26/9/2014 9:26	28.77	80.1	5.37	9.6	SR4	26/9/2014 15:26	29.01	79.0	5.29	4.3	SR4	26/9/2014 21:26	28.96	81.0	5.43	6.5
SR4	26/9/2014 3:31	28.88	76.8	5.14	3.2	SR4	26/9/2014 9:31	28.77	80.0	5.36	**10.6**	SR4	26/9/2014 15:31	29.15	79.9	5.34	3.9	SR4	26/9/2014 21:31	28.94	80.9	5.41	9.1
SR4	26/9/2014 3:36	28.88	76.6	5.12	4.0	SR4	26/9/2014 9:36	28.79	79.9	5.36	5.4	SR4	26/9/2014 15:36	29.14	81.7	5.46	4.7	SR4	26/9/2014 21:36	28.93	80.9	5.42	6.6
SR4	26/9/2014 3:41	28.89	77.2	5.17	2.9	SR4	26/9/2014 9:41	28.77	80.3	5.38	8.5	SR4	26/9/2014 15:41	29.25	83.0	5.54	3.7	SR4	26/9/2014 21:41	28.94	80.5	5.40	5.8
SR4	26/9/2014 3:46	28.89	75.0	5.02	3.1	SR4	26/9/2014 9:46	28.78	80.1	5.37	8.7	SR4	26/9/2014 15:46	29.29	83.6	5.58	3.2	SR4	26/9/2014 21:46	29.01	81.3	5.45	4.7
SR4	26/9/2014 3:51	28.88	76.5	5.13	2.9	SR4	26/9/2014 9:51	28.79	80.8	5.42	5.8	SR4	26/9/2014 15:51	29.29	83.1	5.56	3.1	SR4	26/9/2014 21:51	29.12	83.2	5.58	3.7
SR4	26/9/2014 3:56	28.88	76.5	5.13	3.2	SR4	26/9/2014 9:56	28.80	81.0	5.44	5.0	SR4	26/9/2014 15:56	29.25	83.0	5.56	2.9	SR4	26/9/2014 21:56	29.09	82.4	5.54	3.6
SR4	26/9/2014 4:01	28.84	77.8	5.22	3.1	SR4	26/9/2014 10:01	28.81	81.8	5.49	4.1	SR4	26/9/2014 16:01	29.19	82.5	5.53	4.3	SR4	26/9/2014 22:01	29.13	83.1	5.58	3.5
SR4	26/9/2014 4:06	28.82	77.5	5.20	2.9	SR4	26/9/2014 10:06	28.83	82.4	5.51	4.8	SR4	26/9/2014 16:06	29.20	82.0	5.49	3.1	SR4	26/9/2014 22:06	29.13	83.1	5.58	3.8
SR4	26/9/2014 4:11	28.82	77.6	5.21	3.3	SR4	26/9/2014 10:11	28.83	82.5	5.55	3.5	SR4	26/9/2014 16:11	29.25	82.7	5.54	2.5	SR4	26/9/2014 22:11	29.13	82.9	5.57	3.4
SR4	26/9/2014 4:16	28.81	77.4	5.20	2.9	SR4	26/9/2014 10:16	28.83	82.3	5.52	3.7	SR4	26/9/2014 16:16	29.31	82.7	5.53	3.3	SR4	26/9/2014 22:16	29.15	82.9	5.57	3.9
SR4	26/9/2014 4:21	28.79	76.6	5.15	2.9	SR4	26/9/2014 10:21	28.86	83.1	5.59	3.1	SR4	26/9/2014 16:21	29.33	82.6	5.52	2.8	SR4	26/9/2014 22:21	29.14	82.9	5.57	3.9
SR4	26/9/2014 4:26	28.79	77.7	5.22	3.3	SR4	26/9/2014 10:26	28.88	83.8	5.64	3.6	SR4	26/9/2014 16:26	29.34	82.8	5.53	2.8	SR4	26/9/2014 22:26	29.15	83.2	5.59	3.1
SR4	26/9/2014 4:31	28.77	79.2	5.32	3.6	SR4	26/9/2014 10:31	28.87	83.3	5.60	3.5	SR4	26/9/2014 16:31	29.43	83.4	5.57	3.2	SR4	26/9/2014 22:31	29.13	82.6	5.56	2.9
SR4	26/9/2014 4:36	28.77	79.8	5.36	6.2	SR4	26/9/2014 10:36	28.89	83.5	5.62	3.1	SR4	26/9/2014 16:36	29.46	83.0	5.54	3.3	SR4	26/9/2014 22:36	29.10	83.6	5.63	2.8
SR4	26/9/2014 4:41	28.77	80.8	5.42	4.1	SR4	26/9/2014 10:41	28.91	83.5	5.62	3.2	SR4	26/9/2014 16:41	29.45	82.7	5.52	2.8	SR4	26/9/2014 22:41	29.12	83.5	5.62	3.3
SR4	26/9/2014 4:46	28.76	78.5	5.28	3.7	SR4	26/9/2014 10:46	28.85	83.0	5.58	3.1	SR4	26/9/2014 16:46	29.43	83.0	5.55	2.7	SR4	26/9/2014 22:46	29.11	84.0	5.66	2.6
SR4	26/9/2014 4:51	28.76	79.9	5.37	3.8	SR4	26/9/2014 10:51	28.94	84.0	5.64	3.0	SR4	26/9/2014 16:51	29.44	82.9	5.54	2.5	SR4	26/9/2014 22:51	29.12	83.8	5.64	2.6
SR4	26/9/2014 4:56	28.76	79.5	5.35	3.7	SR4	26/9/2014 10:56	29.02	84.6	5.68	2.2	SR4	26/9/2014 16:56	29.44	82.8	5.53	3.2	SR4	26/9/2014 22:56	29.12	83.8	5.64	2.8
SR4	26/9/2014 5:01	28.76	80.6	5.43	3.7	SR4	26/9/2014 11:01	29.01	84.4	5.67	2.5	SR4	26/9/2014 17:01	29.42	83.1	5.55	3.0	SR4	26/9/2014 23:01	29.13	82.0	5.49	3.0
SR4	26/9/2014 5:06	28.76	80.4	5.43	3.7	SR4	26/9/2014 11:06	28.98	84.3	5.66	2.8	SR4	26/9/2014 17:06	29.39	82.9	5.55	2.7	SR4	26/9/2014 23:06	29.12	82.2	5.51	4.8
SR4	26/9/2014 5:11	28.76	79.3	5.35	3.6	SR4	26/9/2014 11:11	28.91	82.7	5.56	4.2	SR4	26/9/2014 17:11	29.38	82.3	5.51	3.1	SR4	26/9/2014 23:11	29.13	82.8	5.57	3.4
SR4	26/9/2014 5:16	28.75	80.3	5.41	3.8	SR4	26/9/2014 11:16	28.96	83.8	5.64	2.8	SR4	26/9/2014 17:16	29.38	81.5	5.46	3.0	SR4	26/9/2014 23:16	29.14	82.9	5.57	3.3
SR4	26/9/2014 5:21	28.75	79.6	5.38	3.4	SR4	26/9/2014 11:21	28.99	84.0	5.65	2.6	SR4	26/9/2014 17:21	29.35	81.8	5.48	2.7	SR4	26/9/2014 23:21	29.14	82.4	5.54	3.0
SR4	26/9/2014 5:26	28.76	80.7	5.46	3.7	SR4	26/9/2014 11:26	28.95	83.4	5.61	2.9	SR4	26/9/2014 17:26	29.34	81.6	5.47	3.0	SR4	26/9/2014 23:26	29.10	83.8	5.65	2.8
SR4	26/9/2014 5:31	28.76	81.7	5.53	3.1	SR4	26/9/2014 11:31	28.99	83.9	5.64	2.4	SR4	26/9/2014 17:31	29.40	81.0	5.43	3.1	SR4	26/9/2014 23:31	29.10	83.3	5.61	2.5
SR4	26/9/2014 5:36	28.77	81.5	5.52	4.0	SR4	26/9/2014 11:36	28.98	84.1	5.65	3.1	SR4	26/9/2014 17:36	29.36	82.6	5.53	3.6	SR4	26/9/2014 23:36	29.12	82.1	5.52	2.6
SR4	26/9/2014 5:41	28.77	81.1	5.49	4.4	SR4	26/9/2014 11:41	28.96	83.5	5.61	3.0	SR4	26/9/2014 17:41	29.37	82.4	5.52	3.5	SR4	26/9/2014 23:41	29.12	81.6	5.48	3.5
SR4	26/9/2014 5:46	28.77	82.4	5.58	4.0	SR4	26/9/2014 11:46	28.96	83.2	5.59	2.9	SR4	26/9/2014 17:46	29.37	83.6	5.60	3.1	SR4	26/9/2014 23:46	29.08	82.9	5.58	2.4
SR4	26/9/2014 5:51	28.77	82.6	5.60	4.0	SR4	26/9/2014 11:51	29.00	84.0	5.64	2.7	SR4	26/9/2014 17:51	29.37	83.5	5.60	3.3	SR4	26/9/2014 23:51	29.09	83.1	5.60	2.4
SR4	26/9/2014 5:56	28.77	80.7	5.47	4.0	SR4	26/9/2014 11:56	29.10	85.3	5.73	2.6	SR4	26/9/2014 17:56	29.37	82.6	5.54	2.9	SR4	26/9/2014 23:56	29.12	83.3	5.61	2.9

Station	Timestamp	Temp (° C)	DO (%)	DO (mg/L)	Tur (NTU)	Station	Timestamp	Temp (° C)	DO (%)	DO (mg/L)	Tur (NTU)	Station	Timestamp	Temp (° C)	DO (%)	DO (mg/L)	Tur (NTU)	Station	Timestamp	Temp (°C)	DO (%)	DO (mg/L)	Tur (NTU)
SR5	26/9/2014 0:00	28.82	81.9	5.43	5.3	SR5	26/9/2014 6:00	28.98	82.0	5.52	3.5	SR5	26/9/2014 12:00	28.94	79.0	**5.22**	5.8	SR5	26/9/2014 18:00	29.60	87.6	5.84	3.1
SR5	26/9/2014 0:05	28.83	81.7	5.41	6.3	SR5	26/9/2014 6:05	28.94	82.2	5.54	3.5	SR5	26/9/2014 12:05	29.06	81.8	5.40	5.3	SR5	26/9/2014 18:05	29.56	87.4	5.84	3.4
SR5	26/9/2014 0:10	28.83	81.7	5.41	5.1	SR5	26/9/2014 6:10	28.95	81.6	5.49	3.4	SR5	26/9/2014 12:10	29.08	81.8	5.40	5.2	SR5	26/9/2014 18:10	29.58	86.3	5.76	3.2
SR5	26/9/2014 0:15	28.85	81.2	**5.38**	5.5	SR5	26/9/2014 6:15	28.98	81.5	5.48	3.8	SR5	26/9/2014 12:15	29.11	81.4	**5.38**	4.9	SR5	26/9/2014 18:15	29.61	86.3	5.76	2.9
SR5	26/9/2014 0:20	28.87	81.0	**5.36**	5.5	SR5	26/9/2014 6:20	28.97	81.4	5.48	3.6	SR5	26/9/2014 12:20	29.09	81.7	5.40	6.3	SR5	26/9/2014 18:20	29.61	87.2	5.81	3.0
SR5	26/9/2014 0:25	28.87	81.1	**5.37**	5.6	SR5	26/9/2014 6:25	28.98	81.3	5.47	3.7	SR5	26/9/2014 12:25	29.12	81.8	5.40	6.5	SR5	26/9/2014 18:25	29.61	88.2	5.88	3.3
SR5	26/9/2014 0:30	28.87	81.4	5.39	5.0	SR5	26/9/2014 6:30	29.03	83.2	5.59	4.6	SR5	26/9/2014 12:30	29.16	82.0	5.42	5.7	SR5	26/9/2014 18:30	29.62	87.9	5.86	5.3
SR5	26/9/2014 0:35	28.89	82.1	5.44	4.4	SR5	26/9/2014 6:35	29.04	84.0	5.64	4.7	SR5	26/9/2014 12:35	29.21	82.5	5.45	4.6	SR5	26/9/2014 18:35	29.57	87.6	5.85	3.8
SR5	26/9/2014 0:40	28.90	82.6	5.47	3.6	SR5	26/9/2014 6:40	29.03	83.6	5.61	4.5	SR5	26/9/2014 12:40	29.20	82.8	5.47	4.7	SR5	26/9/2014 18:40	29.58	87.1	5.81	3.9
SR5	26/9/2014 0:45	28.92	82.2	5.45	4.0	SR5	26/9/2014 6:45	29.03	82.5	5.54	4.8	SR5	26/9/2014 12:45	29.19	82.0	5.42	5.1	SR5	26/9/2014 18:45	29.58	86.3	5.76	4.3
SR5	26/9/2014 0:50	28.92	83.0	5.50	3.7	SR5	26/9/2014 6:50	29.02	83.0	5.56	5.6	SR5	26/9/2014 12:50	29.28	84.0	5.55	4.0	SR5	26/9/2014 18:50	29.53	86.6	5.78	4.1
SR5	26/9/2014 0:55	28.94	82.5	5.47	3.9	SR5	26/9/2014 6:55	29.02	81.9	5.49	4.4	SR5	26/9/2014 12:55	29.36	84.7	5.59	3.4	SR5	26/9/2014 18:55	29.48	86.2	5.76	4.8
SR5	26/9/2014 1:00	28.92	82.3	5.46	4.3	SR5	26/9/2014 7:00	29.03	82.5	5.52	5.1	SR5	26/9/2014 13:00	29.37	84.7	5.59	3.4	SR5	26/9/2014 19:00	29.39	85.8	5.74	4.1
SR5	26/9/2014 1:05	28.78	83.9	5.59	3.6	SR5	26/9/2014 7:05	29.00	83.1	5.56	4.7	SR5	26/9/2014 13:05	29.38	84.7	5.59	2.9	SR5	26/9/2014 19:05	29.43	86.0	5.74	4.1
SR5	26/9/2014 1:10	28.85	83.3	5.53	3.9	SR5	26/9/2014 7:10	29.00	82.9	5.55	4.8	SR5	26/9/2014 13:10	29.37	84.5	5.58	3.0	SR5	26/9/2014 19:10	29.38	86.2	5.76	3.9
SR5	26/9/2014 1:15	28.78	84.7	5.65	3.8	SR5	26/9/2014 7:15	29.01	82.4	5.52	4.5	SR5	26/9/2014 13:15	29.36	84.5	5.58	3.2	SR5	26/9/2014 19:15	29.40	85.4	5.70	3.5
SR5	26/9/2014 1:20	28.80	85.2	5.68	3.7	SR5	26/9/2014 7:20	28.99	81.6	5.46	5.4	SR5	26/9/2014 13:20	29.34	83.7	5.53	2.9	SR5	26/9/2014 19:20	29.44	84.5	5.65	3.6
SR5	26/9/2014 1:25	28.85	84.9	5.66	3.7	SR5	26/9/2014 7:25	28.99	81.5	5.45	5.4	SR5	26/9/2014 13:25	29.52	86.0	5.67	2.8	SR5	26/9/2014 19:25	29.37	84.5	5.64	3.8
SR5	26/9/2014 1:30	28.86	83.9	5.59	3.6	SR5	26/9/2014 7:30	28.95	80.5	**5.37**	6.5	SR5	26/9/2014 13:30	29.47	86.2	5.69	3.2	SR5	26/9/2014 19:30	29.36	84.5	5.64	3.6
SR5	26/9/2014 1:35	28.86	83.7	5.57	4.4	SR5	26/9/2014 7:35	28.94	80.0	**5.32**	7.3	SR5	26/9/2014 13:35	29.74	88.4	5.82	2.8	SR5	26/9/2014 19:35	29.37	84.3	5.63	3.6
SR5	26/9/2014 1:40	28.85	84.0	5.60	4.5	SR5	26/9/2014 7:40	28.95	80.3	**5.34**	5.8	SR5	26/9/2014 13:40	29.75	90.1	5.93	2.8	SR5	26/9/2014 19:40	29.33	83.4	5.57	3.7
SR5	26/9/2014 1:45	28.86	83.6	5.57	7.2	SR5	26/9/2014 7:45	28.93	80.1	**5.33**	7.8	SR5	26/9/2014 13:45	29.84	90.7	5.97	3.1	SR5	26/9/2014 19:45	29.23	82.4	5.49	3.8
SR5	26/9/2014 1:50	28.84	83.6	5.58	5.4	SR5	26/9/2014 7:50	28.92	79.4	**5.27**	**8.1**	SR5	26/9/2014 13:50	29.81	90.7	5.98	2.9	SR5	26/9/2014 19:50	29.32	82.9	5.53	4.0
SR5	26/9/2014 1:55	28.83	83.7	5.58	4.8	SR5	26/9/2014 7:55	28.92	79.4	**5.27**	7.0	SR5	26/9/2014 13:55	29.71	90.0	5.94	3.3	SR5	26/9/2014 19:55	29.18	80.9	**5.38**	3.7
SR5	26/9/2014 2:00	28.84	83.5	5.57	4.5	SR5	26/9/2014 8:00	28.95	78.7	**5.24**	6.1	SR5	26/9/2014 14:00	29.68	89.7	5.93	3.1	SR5	26/9/2014 20:00	29.15	79.7	**5.30**	4.4
SR5	26/9/2014 2:05	28.90	83.7	5.58	3.7	SR5	26/9/2014 8:05	28.94	79.5	**5.29**	5.9	SR5	26/9/2014 14:05	29.72	90.0	5.95	3.1	SR5	26/9/2014 20:05	29.14	80.2	**5.33**	4.4
SR5	26/9/2014 2:10	28.95	84.6	5.64	4.0	SR5	26/9/2014 8:10	28.93	77.8	**5.17**	6.6	SR5	26/9/2014 14:10	29.59	89.3	5.91	3.4	SR5	26/9/2014 20:10	29.14	80.2	**5.33**	4.7
SR5	26/9/2014 2:15	28.95	84.6	5.65	6.1	SR5	26/9/2014 8:15	28.92	78.0	**5.18**	6.4	SR5	26/9/2014 14:15	29.48	89.1	5.90	3.9	SR5	26/9/2014 20:15	29.15	81.0	**5.38**	4.7
SR5	26/9/2014 2:20	28.91	85.6	5.72	4.3	SR5	26/9/2014 8:20	28.93	76.3	**5.07**	6.1	SR5	26/9/2014 14:20	29.57	90.5	5.99	3.0	SR5	26/9/2014 20:20	29.15	80.8	**5.37**	4.7
SR5	26/9/2014 2:25	28.90	85.5	5.71	4.6	SR5	26/9/2014 8:25	28.90	77.7	**5.15**	7.3	SR5	26/9/2014 14:25	29.64	91.5	6.06	3.1	SR5	26/9/2014 20:25	29.13	79.7	**5.29**	4.7
SR5	26/9/2014 2:30	28.85	85.9	5.75	4.5	SR5	26/9/2014 8:30	28.89	77.5	**5.14**	**8.0**	SR5	26/9/2014 14:30	29.52	89.2	5.91	3.3	SR5	26/9/2014 20:30	29.13	80.3	**5.33**	4.8
SR5	26/9/2014 2:35	28.86	85.9	5.76	4.5	SR5	26/9/2014 8:35	28.89	77.5	**5.14**	7.7	SR5	26/9/2014 14:35	29.72	90.4	5.96	2.6	SR5	26/9/2014 20:35	29.10	79.2	**5.26**	5.3
SR5	26/9/2014 2:40	28.90	86.1	5.76	4.9	SR5	26/9/2014 8:40	28.90	77.2	**5.12**	7.0	SR5	26/9/2014 14:40	29.70	89.3	5.89	3.2	SR5	26/9/2014 20:40	29.07	78.5	**5.22**	5.2
SR5	26/9/2014 2:45	28.92	85.8	5.75	5.4	SR5	26/9/2014 8:45	28.89	77.3	**5.12**	7.1	SR5	26/9/2014 14:45	29.78	90.0	5.93	2.9	SR5	26/9/2014 20:45	29.05	77.6	**5.15**	6.7
SR5	26/9/2014 2:50	28.92	85.8	5.74	5.4	SR5	26/9/2014 8:50	28.87	77.4	**5.12**	6.7	SR5	26/9/2014 14:50	29.92	90.7	5.97	3.1	SR5	26/9/2014 20:50	29.03	76.7	**5.09**	7.4
SR5	26/9/2014 2:55	28.92	85.3	5.71	5.4	SR5	26/9/2014 8:55	28.88	77.2	**5.12**	7.7	SR5	26/9/2014 14:55	29.95	90.8	5.98	3.0	SR5	26/9/2014 20:55	28.99	76.9	**5.09**	6.3
SR5	26/9/2014 3:00	28.92	85.2	5.71	5.1	SR5	26/9/2014 9:00	28.87	77.3	**5.12**	7.4	SR5	26/9/2014 15:00	29.93	90.4	5.96	2.9	SR5	26/9/2014 21:00	28.99	77.4	**5.12**	6.0
SR5	26/9/2014 3:05	28.92	87.1	5.85	4.5	SR5	26/9/2014 9:05	28.87	76.9	**5.09**	**8.0**	SR5	26/9/2014 15:05	30.01	91.8	6.05	3.2	SR5	26/9/2014 21:05	28.96	76.3	**5.05**	6.4
SR5	26/9/2014 3:10	28.92	86.6	5.82	4.3	SR5	26/9/2014 9:10	28.85	77.2	**5.10**	7.8	SR5	26/9/2014 15:10	29.91	91.3	6.03	3.5	SR5	26/9/2014 21:10	28.97	76.5	**5.06**	6.7
SR5	26/9/2014 3:15	28.93	87.0	5.84	4.6	SR5	26/9/2014 9:15	28.85	76.7	**5.08**	**8.0**	SR5	26/9/2014 15:15	29.87	92.6	6.13	3.1	SR5	26/9/2014 21:15	28.96	77.2	**5.10**	7.3
SR5	26/9/2014 3:20	28.94	86.5	5.82	4.5	SR5	26/9/2014 9:20	28.84	76.9	**5.08**	**8.6**	SR5	26/9/2014 15:20	29.77	91.7	6.07	3.5	SR5	26/9/2014 21:20	28.97	76.4	**5.06**	6.5
SR5	26/9/2014 3:25	28.95	86.9	5.84	4.5	SR5	26/9/2014 9:25	28.84	76.9	**5.08**	**10.0**	SR5	26/9/2014 15:25	29.72	91.3	6.05	3.4	SR5	26/9/2014 21:25	28.96	76.6	**5.07**	7.2
SR5	26/9/2014 3:30	28.99	86.8	5.83	4.7	SR5	26/9/2014 9:30	28.84	76.0	**5.03**	**12.2**	SR5	26/9/2014 15:30	29.68	90.5	6.00	3.8	SR5	26/9/2014 21:30	28.96	76.6	**5.07**	6.8
SR5	26/9/2014 3:35	28.98	86.8	5.83	4.6	SR5	26/9/2014 9:35	28.83	76.9	**5.08**	**9.3**	SR5	26/9/2014 15:35	29.67	90.2	5.98	3.6	SR5	26/9/2014 21:35	28.96	76.5	**5.06**	6.2
SR5	26/9/2014 3:40	29.00	86.5	5.81	4.7	SR5	26/9/2014 9:40	28.83	76.9	**5.08**	7.9	SR5	26/9/2014 15:40	29.74	91.1	6.04	2.8	SR5	26/9/2014 21:40	28.95	76.1	**5.03**	7.2
SR5	26/9/2014 3:45	29.02	86.3	5.80	4.7	SR5	26/9/2014 9:45	28.83	76.7	**5.07**	**8.6**	SR5	26/9/2014 15:45	29.75	91.8	6.09	3.2	SR5	26/9/2014 21:45	28.93	77.0	**5.08**	**8.2**
SR5	26/9/2014 3:50	29.03	85.8	5.77	4.6	SR5	26/9/2014 9:50	28.82	76.4	**5.05**	**8.5**	SR5	26/9/2014 15:50	29.85	92.3	6.13	3.2	SR5	26/9/2014 21:50	28.93	75.8	**5.00**	7.9
SR5	26/9/2014 3:55	29.04	85.6	5.75	4.8	SR5	26/9/2014 9:55	28.81	76.2	**5.03**	**8.3**	SR5	26/9/2014 15:55	29.80	91.1	6.05	3.1	SR5	26/9/2014 21:55	28.93	75.2	**4.96**	7.9
SR5	26/9/2014 4:00	29.05	85.5	5.75	4.8	SR5	26/9/2014 10:00	28.82	76.6	**5.05**	**8.1**	SR5	26/9/2014 16:00	29.78	90.8	6.02	3.7	SR5	26/9/2014 22:00	28.93	75.2	**4.96**	7.2
SR5	26/9/2014 4:05	29.05	85.3	5.74	4.7	SR5	26/9/2014 10:05	28.81	76.6	**5.05**	**8.3**	SR5	26/9/2014 16:05	29.78	90.8	6.02	3.3	SR5	26/9/2014 22:05	28.93	75.2	**4.96**	7.1
SR5	26/9/2014 4:10	29.03	85.6	5.76	4.3	SR5	26/9/2014 10:10	28.82	76.7	**5.06**	7.8	SR5	26/9/2014 16:10	29.80	91.4	6.07	3.0	SR5	26/9/2014 22:10	28.92	76.6	**5.05**	7.0
SR5	26/9/2014 4:15	29.01	85.6	5.76	5.2	SR5	26/9/2014 10:15	28.81	76.7	**5.06**	7.8	SR5	26/9/2014 16:15	29.75	91.2	6.06	3.5	SR5	26/9/2014 22:15	28.92	76.3	**5.03**	7.7
SR5	26/9/2014 4:20	29.01	85.5	5.75	5.2	SR5	26/9/2014 10:20	28.80	76.5	**5.05**	**8.4**	SR5	26/9/2014 16:20	29.70	90.7	6.03	3.1	SR5	26/9/2014 22:20	28.91	76.7	**5.06**	**8.0**
SR5	26/9/2014 4:25	29.04	85.5	5.75	5.0	SR5	26/9/2014 10:25	28.82	76.6	**5.05**	7.9	SR5	26/9/2014 16:25	29.63	90.5	6.03	3.5	SR5	26/9/2014 22:25	28.93	74.8	**4.94**	6.7
SR5	26/9/2014 4:30	29.03	84.1	5.65	4.8	SR5	26/9/2014 10:30	28.82	76.4	**5.04**	7.7	SR5	26/9/2014 16:30	29.62	90.3	6.02	3.7	SR5	26/9/2014 22:30	28.92	76.1	**5.02**	6.7
SR5	26/9/2014 4:35	29.03	83.5	5.61	4.7	SR5	26/9/2014 10:35	28.81	76.5	**5.04**	**8.0**	SR5	26/9/2014 16:35	29.63	90.1	6.01	3.6	SR5	26/9/2014 22:35	28.93	74.6	**4.93**	4.2
SR5	26/9/2014 4:40	29.02	84.3	5.66	4.9	SR5	26/9/2014 10:40	28.82	76.1	**5.02**	**8.4**	SR5	26/9/2014 16:40	29.56	89.6	5.98	3.8	SR5	26/9/2014 22:40	28.92	76.2	**5.03**	6.3
SR5	26/9/2014 4:45	29.01	84.1	5.65	4.5	SR5	26/9/2014 10:45	28.81	76.0	**5.01**	**8.5**	SR5	26/9/2014 16:45	29.60	89.8	5.99	3.6	SR5	26/9/2014 22:45	28.93	73.9	**4.88**	4.8
SR5	26/9/2014 4:50	29.03	84.2	5.65	4.7	SR5	26/9/2014 10:50	28.81	75.8	**5.00**	**8.6**	SR5	26/9/2014 16:50	29.57	89.2	5.96	3.6	SR5	26/9/2014 22:50	28.92	75.4	**4.97**	6.0
SR5	26/9/2014 4:55	29.02	84.0	5.64	4.9	SR5	26/9/2014 10:55	28.86	75.2	**4.96**	6.9	SR5	26/9/2014 16:55	29.57	89.4	5.97	3.3	SR5	26/9/2014 22:55	28.92	74.8	**4.93**	6.5
SR5	26/9/2014 5:00	29.03	84.1	5.64	4.7	SR5	26/9/2014 11:00	28.85	74.6	**4.92**	**8.1**	SR5	26/9/2014 17:00	29.57	89.0	5.94	3.7	SR5	26/9/2014 23:00	28.93	73.9	**4.89**	5.3
SR5	26/9/2014 5:05	29.01	84.2	5.66	4.4	SR5	26/9/2014 11:05	28.80	75.2	**4.96**	7.9	SR5	26/9/2014 17:05	29.65	90.2	6.01	3.5	SR5	26/9/2014 23:05	28.89	76.6	**5.07**	4.2
SR5	26/9/2014 5:10	29.00	85.4	5.75	4.6	SR5	26/9/2014 11:10	29.00	76.6	**5.05**	5.4	SR5	26/9/2014 17:10	29.60	89.4	5.96	3.4	SR5	26/9/2014 23:10	28.92	74.7	**4.94**	6.2
SR5	26/9/2014 5:15	29.01	85.3	5.74	4.8	SR5	26/9/2014 11:15	28.92	77.4	**5.10**	5.2	SR5	26/9/2014 17:15	29.62	89.9	5.99	3.5	SR5	26/9/2014 23:15	28.92	75.8	**5.00**	6.0
SR5	26/9/2014 5:20	28.99	85.6	5.77	4.3	SR5	26/9/2014 11:20	28.89	78.2	**5.15**	5.2	SR5	26/9/2014 17:20	29.63	90.0	6.00	3.3	SR5	26/9/2014 23:20	28.95	80.2	**5.31**	6.0
SR5	26/9/2014 5:25	29.00	85.1	5.73	4.2	SR5	26/9/2014 11:25	28.85	77.0	**5.08**	5.0	SR5	26/9/2014 17:25	29.63	89.2	5.95	3.8	SR5	26/9/2014 23:25	28.95	79.6	**5.27**	6.4
SR5	26/9/2014 5:30	29.03	85.2	5.73	4.1	SR5	26/9/2014 11:30	29.04	78.4	**5.17**	5.4	SR5	26/9/2014 17:30	29.54	90.7	6.07	3.3	SR5	26/9/2014 23:30	28.96	79.2	**5.24**	6.3
SR5	26/9/2014 5:35	29.03	84.9	5.71	4.1	SR5	26/9/2014 11:35	28.97	80.3	**5.30**	5.7	SR5	26/9/2014 17:35	29.62	90.8	6.06	3.4	SR5	26/9/2014 23:35	28.96	78.9	**5.22**	6.4
SR5	26/9/2014 5:40	29.01	82.4	5.54	4.1	SR5	26/9/2014 11:40	29.01	79.8	**5.26**	5.9	SR5	26/9/2014 17:40	29.51	90.4	6.05	3.0	SR5	26/9/2014 23:40	28.95	78.4	**5.18**	6.5
SR5	26/9/2014 5:45	28.99	82.1	5.52	4.0	SR5	26/9/2014 11:45	29.02	80.3	**5.29**	5.9	SR5	26/9/2014 17:45	29.52	89.7	5.99	3.6	SR5	26/9/2014 23:45	28.95	77.9	**5.15**	6.6
SR5	26/9/2014 5:50	28.97	82.3	5.54	3.7	SR5	26/9/2014 11:50	28.99	80.1	**5.29**	5.8	SR5	26/9/2014 17:50	29.56	88.9	5.94	3.7	SR5	26/9/2014 23:50	28.94	77.5	**5.12**	5.9
SR5	26/9/2014 5:55	28.99	82.3	5.54	3.7	SR5	26/9/2014 11:55	28.97	79.8	**5.27**	6.6	SR5	26/9/2014 17:55	29.50	89.1	5.96	3.4	SR5	26/9/2014 23:55	28.94	77.8	**5.14**	6.5

Station	Timestamp	Temp (° C)	DO (%)	DO (mg/L)	Tur (NTU)	Station	Timestamp	Temp (° C)	DO (%)	DO (mg/L)	Tur (NTU)	Station	Timestamp	Temp (° C)	DO (%)	DO (mg/L)	Tur (NTU)	Station	Timestamp	Temp (°C)	DO (%)	DO (mg/L)	Tur (NTU)
SR9	26/9/2014 0:00	29.10	132.8	9.06	1.8	SR9	26/9/2014 6:00	28.98	109.9	7.65	2.0	SR9	26/9/2014 12:00	29.31	115.0	7.83	3.4	SR9	26/9/2014 18:00	29.55	135.4	9.16	3.1
SR9	26/9/2014 0:05	29.12	132.9	9.07	1.6	SR9	26/9/2014 6:05	29.00	110.6	7.70	2.2	SR9	26/9/2014 12:05	29.32	120.1	8.18	3.3	SR9	26/9/2014 18:05	29.42	131.0	8.90	2.9
SR9	26/9/2014 0:10	29.11	132.7	9.05	2.1	SR9	26/9/2014 6:10	28.96	108.1	7.54	2.2	SR9	26/9/2014 12:10	29.50	113.2	7.70	3.0	SR9	26/9/2014 18:10	29.43	132.3	8.99	2.9
SR9	26/9/2014 0:15	29.10	130.5	8.89	2.0	SR9	26/9/2014 6:15	28.93	109.3	7.62	2.1	SR9	26/9/2014 12:15	29.57	112.6	7.64	3.6	SR9	26/9/2014 18:15	29.40	130.4	8.86	2.8
SR9	26/9/2014 0:20	29.09	129.3	8.80	1.9	SR9	26/9/2014 6:20	28.96	110.1	7.67	2.4	SR9	26/9/2014 12:20	29.48	117.5	8.00	3.1	SR9	26/9/2014 18:20	29.37	128.5	8.74	2.9
SR9	26/9/2014 0:25	29.09	129.0	8.84	2.0	SR9	26/9/2014 6:25	28.94	107.2	7.46	2.7	SR9	26/9/2014 12:25	29.38	127.3	8.65	2.8	SR9	26/9/2014 18:25	29.41	130.4	8.85	3.0
SR9	26/9/2014 0:30	29.09	129.0	8.85	2.1	SR9	26/9/2014 6:30	28.93	105.5	7.36	2.7	SR9	26/9/2014 12:30	29.48	124.4	8.43	2.8	SR9	26/9/2014 18:30	29.45	132.9	9.01	2.8
SR9	26/9/2014 0:35	29.10	130.2	8.89	1.9	SR9	26/9/2014 6:35	28.93	104.6	7.29	2.5	SR9	26/9/2014 12:35	29.35	131.5	8.91	2.9	SR9	26/9/2014 18:35	29.55	137.3	9.27	3.0
SR9	26/9/2014 0:40	29.09	129.5	8.84	**10.7**	SR9	26/9/2014 6:40	28.96	105.7	7.28	3.9	SR9	26/9/2014 12:40	29.36	131.8	8.93	3.2	SR9	26/9/2014 18:40	29.59	140.1	9.45	2.9
SR9	26/9/2014 0:45	29.09	129.0	8.79	2.1	SR9	26/9/2014 6:45	28.95	105.2	7.27	2.9	SR9	26/9/2014 12:45	29.38	135.4	9.18	3.0	SR9	26/9/2014 18:45	29.60	140.7	9.49	2.3
SR9	26/9/2014 0:50	29.09	126.9	8.62	2.2	SR9	26/9/2014 6:50	28.96	106.7	7.34	2.7	SR9	26/9/2014 12:50	29.44	135.0	9.14	3.0	SR9	26/9/2014 18:50	29.64	143.6	9.68	2.5
SR9	26/9/2014 0:55	29.10	128.2	8.71	2.5	SR9	26/9/2014 6:55	28.97	109.8	7.55	2.3	SR9	26/9/2014 12:55	29.49	132.5	8.97	3.5	SR9	26/9/2014 18:55	29.66	146.1	9.84	2.6
SR9	26/9/2014 1:00	29.08	126.6	8.64	2.5	SR9	26/9/2014 7:00	28.99	110.9	7.61	2.5	SR9	26/9/2014 13:00	29.51	133.9	9.07	2.9	SR9	26/9/2014 19:00	29.67	147.4	9.93	2.2
SR9	26/9/2014 1:05	29.10	129.7	8.84	2.4	SR9	26/9/2014 7:05	29.00	113.6	7.81	2.5	SR9	26/9/2014 13:05	29.48	134.8	9.14	2.9	SR9	26/9/2014 19:05	29.67	147.8	9.94	2.2
SR9	26/9/2014 1:10	29.14	135.9	9.25	1.9	SR9	26/9/2014 7:10	29.00	112.5	7.72	2.4	SR9	26/9/2014 13:10	29.50	136.9	9.26	2.9	SR9	26/9/2014 19:10	29.63	146.0	9.83	2.3
SR9	26/9/2014 1:15	29.13	133.9	9.14	1.8	SR9	26/9/2014 7:15	28.96	109.4	7.53	2.5	SR9	26/9/2014 13:15	29.52	137.4	9.30	2.8	SR9	26/9/2014 19:15	29.36	132.8	9.01	2.3
SR9	26/9/2014 1:20	29.10	131.4	8.98	1.6	SR9	26/9/2014 7:20	28.95	109.0	7.50	2.7	SR9	26/9/2014 13:20	29.52	137.8	9.33	3.8	SR9	26/9/2014 19:20	29.41	132.2	8.98	2.6
SR9	26/9/2014 1:25	29.11	131.8	9.02	1.7	SR9	26/9/2014 7:25	28.94	108.5	7.47	2.5	SR9	26/9/2014 13:25	29.52	140.1	9.48	2.9	SR9	26/9/2014 19:25	29.40	131.6	8.90	2.8
SR9	26/9/2014 1:30	29.13	131.9	9.02	1.9	SR9	26/9/2014 7:30	28.93	107.3	7.38	2.4	SR9	26/9/2014 13:30	29.53	140.6	9.50	2.6	SR9	26/9/2014 19:30	29.39	130.8	8.87	2.6
SR9	26/9/2014 1:35	29.10	130.6	8.93	1.9	SR9	26/9/2014 7:35	28.95	107.3	7.37	3.0	SR9	26/9/2014 13:35	29.52	142.0	9.61	2.7	SR9	26/9/2014 19:35	29.44	131.4	8.91	2.3
SR9	26/9/2014 1:40	29.10	130.8	8.95	1.6	SR9	26/9/2014 7:40	28.95	106.9	7.34	2.9	SR9	26/9/2014 13:40	29.50	143.9	9.77	2.8	SR9	26/9/2014 19:40	29.46	132.3	8.97	2.4
SR9	26/9/2014 1:45	29.10	130.1	8.87	3.0	SR9	26/9/2014 7:45	28.95	106.8	7.34	3.1	SR9	26/9/2014 13:45	29.55	145.1	9.85	2.7	SR9	26/9/2014 19:45	29.46	130.7	8.88	2.3
SR9	26/9/2014 1:50	29.09	129.6	8.88	1.8	SR9	26/9/2014 7:50	28.96	106.6	7.33	3.2	SR9	26/9/2014 13:50	29.53	146.4	9.91	2.7	SR9	26/9/2014 19:50	29.49	131.4	8.99	2.4
SR9	26/9/2014 1:55	29.08	129.2	8.90	1.9	SR9	26/9/2014 7:55	28.94	106.4	7.32	2.7	SR9	26/9/2014 13:55	29.50	146.6	9.93	2.6	SR9	26/9/2014 19:55	29.48	132.3	9.02	2.5
SR9	26/9/2014 2:00	29.10	129.8	8.87	3.6	SR9	26/9/2014 8:00	28.94	106.6	7.33	2.7	SR9	26/9/2014 14:00	29.60	149.2	10.10	2.6	SR9	26/9/2014 20:00	29.49	131.7	8.95	2.4
SR9	26/9/2014 2:05	29.08	129.6	8.84	2.1	SR9	26/9/2014 8:05	28.95	106.2	7.31	2.8	SR9	26/9/2014 14:05	29.59	149.9	10.15	2.7	SR9	26/9/2014 20:05	29.49	131.1	8.88	2.5
SR9	26/9/2014 2:10	29.11	131.7	8.99	1.5	SR9	26/9/2014 8:10	28.94	106.2	7.29	2.7	SR9	26/9/2014 14:10	29.65	150.8	10.19	2.7	SR9	26/9/2014 20:10	29.47	128.6	8.73	2.0
SR9	26/9/2014 2:15	29.10	130.5	8.92	1.7	SR9	26/9/2014 8:15	28.94	106.1	7.30	3.1	SR9	26/9/2014 14:15	29.66	150.5	10.15	3.5	SR9	26/9/2014 20:15	29.48	127.1	8.61	2.2
SR9	26/9/2014 2:20	29.08	128.7	8.82	1.2	SR9	26/9/2014 8:20	28.93	106.6	7.34	2.7	SR9	26/9/2014 14:20	29.66	150.0	10.12	2.6	SR9	26/9/2014 20:20	29.48	125.0	8.55	1.9
SR9	26/9/2014 2:25	29.10	133.3	9.12	1.8	SR9	26/9/2014 8:25	28.93	106.4	7.32	2.9	SR9	26/9/2014 14:25	29.71	150.0	10.14	3.2	SR9	26/9/2014 20:25	29.51	132.2	9.00	2.0
SR9	26/9/2014 2:30	29.11	134.6	9.19	1.6	SR9	26/9/2014 8:30	28.92	106.5	7.34	2.6	SR9	26/9/2014 14:30	29.74	150.3	10.14	3.2	SR9	26/9/2014 20:30	29.52	134.7	9.14	1.9
SR9	26/9/2014 2:35	29.09	133.9	9.14	1.5	SR9	26/9/2014 8:35	28.93	106.6	7.34	2.9	SR9	26/9/2014 14:35	29.73	150.2	10.12	2.5	SR9	26/9/2014 20:35	29.53	135.2	9.17	2.3
SR9	26/9/2014 2:40	29.08	131.8	9.03	1.7	SR9	26/9/2014 8:40	28.93	106.3	7.31	2.9	SR9	26/9/2014 14:40	29.73	151.8	10.25	2.7	SR9	26/9/2014 20:40	29.52	134.4	9.22	2.3
SR9	26/9/2014 2:45	29.07	130.5	8.91	1.4	SR9	26/9/2014 8:45	28.94	106.5	7.31	2.9	SR9	26/9/2014 14:45	29.75	151.0	10.17	2.7	SR9	26/9/2014 20:45	29.51	133.2	9.10	1.8
SR9	26/9/2014 2:50	29.07	130.5	8.91	1.4	SR9	26/9/2014 8:50	28.94	107.1	7.36	2.9	SR9	26/9/2014 14:50	29.78	152.7	10.29	2.5	SR9	26/9/2014 20:50	29.57	134.9	9.14	1.8
SR9	26/9/2014 2:55	29.06	131.1	8.95	1.4	SR9	26/9/2014 8:55	28.96	105.8	7.25	3.4	SR9	26/9/2014 14:55	29.85	151.3	10.19	2.5	SR9	26/9/2014 20:55	29.58	134.2	9.10	2.0
SR9	26/9/2014 3:00	29.06	130.7	8.92	**5.3**	SR9	26/9/2014 9:00	28.95	106.4	7.30	3.4	SR9	26/9/2014 15:00	29.87	153.2	10.32	2.6	SR9	26/9/2014 21:00	29.66	134.7	9.12	1.8
SR9	26/9/2014 3:05	29.05	131.3	8.96	**9.8**	SR9	26/9/2014 9:05	28.96	105.6	7.24	3.6	SR9	26/9/2014 15:05	29.83	151.2	10.19	3.9	SR9	26/9/2014 21:05	29.70	135.5	9.17	1.9
SR9	26/9/2014 3:10	29.05	131.2	8.96	**10.8**	SR9	26/9/2014 9:10	28.97	104.4	7.18	3.5	SR9	26/9/2014 15:10	29.89	152.7	10.27	2.7	SR9	26/9/2014 21:10	29.69	135.0	9.13	2.1
SR9	26/9/2014 3:15	29.05	129.3	8.82	4.2	SR9	26/9/2014 9:15	28.98	103.0	7.07	4.0	SR9	26/9/2014 15:15	29.82	152.9	10.32	2.6	SR9	26/9/2014 21:15	29.65	136.0	9.20	1.8
SR9	26/9/2014 3:20	29.06	131.8	9.00	2.8	SR9	26/9/2014 9:20	28.98	102.5	7.04	4.3	SR9	26/9/2014 15:20	29.70	148.9	10.07	2.5	SR9	26/9/2014 21:20	29.61	135.7	9.22	2.0
SR9	26/9/2014 3:25	29.05	130.9	8.93	2.9	SR9	26/9/2014 9:25	28.98	103.2	7.08	4.0	SR9	26/9/2014 15:25	29.71	151.1	10.21	2.7	SR9	26/9/2014 21:25	29.60	134.0	9.17	2.5
SR9	26/9/2014 3:30	29.05	130.0	8.87	1.8	SR9	26/9/2014 9:30	28.98	103.8	7.12	3.8	SR9	26/9/2014 15:30	29.75	151.9	10.26	2.8	SR9	26/9/2014 21:30	29.65	134.8	9.16	2.0
SR9	26/9/2014 3:35	29.04	129.7	8.86	1.3	SR9	26/9/2014 9:35	28.98	104.9	7.20	4.3	SR9	26/9/2014 15:35	29.71	149.4	10.11	2.7	SR9	26/9/2014 21:35	29.67	134.5	9.11	2.0
SR9	26/9/2014 3:40	29.03	129.6	8.82	1.2	SR9	26/9/2014 9:40	29.00	103.7	7.12	**8.7**	SR9	26/9/2014 15:40	29.71	149.9	10.14	2.7	SR9	26/9/2014 21:40	29.67	132.9	8.98	1.8
SR9	26/9/2014 3:45	29.02	127.2	8.68	1.6	SR9	26/9/2014 9:45	29.01	104.0	7.14	3.4	SR9	26/9/2014 15:45	29.74	149.6	10.07	2.7	SR9	26/9/2014 21:45	29.74	133.9	9.07	**8.3**
SR9	26/9/2014 3:50	29.03	129.9	8.85	1.3	SR9	26/9/2014 9:50	29.02	103.9	7.11	4.0	SR9	26/9/2014 15:50	29.62	146.5	9.89	2.7	SR9	26/9/2014 21:50	29.75	134.8	9.24	2.0
SR9	26/9/2014 3:55	29.02	127.7	8.72	1.3	SR9	26/9/2014 9:55	29.03	104.2	7.12	3.5	SR9	26/9/2014 15:55	29.71	147.9	9.95	2.9	SR9	26/9/2014 21:55	29.74	134.5	9.23	2.3
SR9	26/9/2014 4:00	29.02	127.0	8.67	1.3	SR9	26/9/2014 10:00	29.03	105.4	7.21	3.9	SR9	26/9/2014 16:00	29.64	147.3	9.93	3.0	SR9	26/9/2014 22:00	29.72	133.8	9.21	2.2
SR9	26/9/2014 4:05	29.01	125.6	8.60	1.2	SR9	26/9/2014 10:05	29.04	106.1	7.24	4.1	SR9	26/9/2014 16:05	29.70	149.7	10.11	2.7	SR9	26/9/2014 22:05	29.71	135.0	9.26	2.3
SR9	26/9/2014 4:10	29.01	123.4	8.42	1.2	SR9	26/9/2014 10:10	29.05	106.0	7.24	3.9	SR9	26/9/2014 16:10	29.72	149.8	10.11	2.7	SR9	26/9/2014 22:10	29.64	132.2	9.08	2.5
SR9	26/9/2014 4:15	29.01	125.2	8.53	1.5	SR9	26/9/2014 10:15	29.04	107.4	7.35	4.2	SR9	26/9/2014 16:15	29.61	146.8	9.94	2.9	SR9	26/9/2014 22:15	29.63	131.0	8.99	2.5
SR9	26/9/2014 4:20	29.01	126.9	8.65	1.5	SR9	26/9/2014 10:20	29.14	106.1	7.25	4.0	SR9	26/9/2014 16:20	29.59	144.7	9.79	2.9	SR9	26/9/2014 22:20	29.59	128.4	8.80	2.2
SR9	26/9/2014 4:25	29.01	125.8	8.63	1.5	SR9	26/9/2014 10:25	29.13	108.7	7.41	4.0	SR9	26/9/2014 16:25	29.69	148.4	10.03	3.1	SR9	26/9/2014 22:25	29.56	126.8	8.71	3.5
SR9	26/9/2014 4:30	29.00	124.6	8.52	1.4	SR9	26/9/2014 10:30	29.12	108.8	7.43	**5.2**	SR9	26/9/2014 16:30	29.76	148.6	10.04	2.6	SR9	26/9/2014 22:30	29.53	126.0	8.65	2.4
SR9	26/9/2014 4:35	28.99	123.4	8.48	1.4	SR9	26/9/2014 10:35	29.11	108.8	7.42	4.3	SR9	26/9/2014 16:35	29.61	144.6	9.80	2.8	SR9	26/9/2014 22:35	29.57	126.9	8.70	4.2
SR9	26/9/2014 4:40	29.01	126.0	8.69	1.4	SR9	26/9/2014 10:40	29.12	108.4	7.40	3.9	SR9	26/9/2014 16:40	29.67	146.3	9.91	3.6	SR9	26/9/2014 22:40	29.54	124.2	8.53	**4.9**
SR9	26/9/2014 4:45	29.02	127.2	8.75	1.6	SR9	26/9/2014 10:45	29.13	108.9	7.44	4.2	SR9	26/9/2014 16:45	29.65	145.3	9.85	3.5	SR9	26/9/2014 22:45	29.54	124.3	8.50	2.9
SR9	26/9/2014 4:50	28.99	125.5	8.69	1.5	SR9	26/9/2014 10:50	29.19	109.6	7.48	4.1	SR9	26/9/2014 16:50	29.64	143.9	9.78	2.8	SR9	26/9/2014 22:50	29.53	125.3	8.57	2.6
SR9	26/9/2014 4:55	28.99	125.6	8.67	1.6	SR9	26/9/2014 10:55	29.33	108.3	7.39	3.8	SR9	26/9/2014 16:55	29.68	144.3	9.80	3.1	SR9	26/9/2014 22:55	29.52	124.3	8.49	1.9
SR9	26/9/2014 5:00	28.97	117.3	8.07	2.0	SR9	26/9/2014 11:00	29.33	107.7	7.33	3.9	SR9	26/9/2014 17:00	29.71	145.3	9.84	2.3	SR9	26/9/2014 23:00	29.53	124.6	8.46	2.0
SR9	26/9/2014 5:05	28.97	111.8	7.70	2.6	SR9	26/9/2014 11:05	29.32	108.1	7.37	4.2	SR9	26/9/2014 17:05	29.69	144.4	9.81	2.6	SR9	26/9/2014 23:05	29.49	121.7	8.38	2.0
SR9	26/9/2014 5:10	28.99	110.7	7.68	1.9	SR9	26/9/2014 11:10	29.18	109.7	7.50	3.6	SR9	26/9/2014 17:10	29.72	144.2	9.74	2.4	SR9	26/9/2014 23:10	29.47	119.7	8.22	2.0
SR9	26/9/2014 5:15	28.98	109.7	7.61	2.5	SR9	26/9/2014 11:15	29.24	110.1	7.52	3.6	SR9	26/9/2014 17:15	29.65	142.4	9.64	2.6	SR9	26/9/2014 23:15	29.49	120.9	8.29	4.3
SR9	26/9/2014 5:20	28.98	109.4	7.59	4.1	SR9	26/9/2014 11:20	29.22	111.2	7.60	3.5	SR9	26/9/2014 17:20	29.70	143.6	9.72	2.5	SR9	26/9/2014 23:20	29.44	118.8	8.17	2.1
SR9	26/9/2014 5:25	28.99	107.8	7.48	2.3	SR9	26/9/2014 11:25	29.24	112.0	7.64	3.4	SR9	26/9/2014 17:25	29.63	141.6	9.59	2.6	SR9	26/9/2014 23:25	29.44	118.2	8.10	2.1
SR9	26/9/2014 5:30	28.99	108.4	7.53	2.6	SR9	26/9/2014 11:30	29.27	111.7	7.62	3.5	SR9	26/9/2014 17:30	29.55	139.6	9.48	3.4	SR9	26/9/2014 23:30	29.42	117.2	8.07	**8.2**
SR9	26/9/2014 5:35	28.98	105.3	7.32	3.2	SR9	26/9/2014 11:35	29.30	111.5	7.61	3.2	SR9	26/9/2014 17:35	29.57	138.4	9.38	2.8	SR9	26/9/2014 23:35	29.42	116.4	8.03	**6.0**
SR9	26/9/2014 5:40	28.99	106.2	7.39	2.3	SR9	26/9/2014 11:40	29.31	111.7	7.61	4.1	SR9	26/9/2014 17:40	29.51	136.8	9.28	2.9	SR9	26/9/2014 23:40	29.43	117.3	8.04	2.9
SR9	26/9/2014 5:45	28.99	106.3	7.40	2.2	SR9	26/9/2014 11:45	29.47	108.0	7.35	3.3	SR9	26/9/2014 17:45	29.43	131.9	8.97	2.9	SR9	26/9/2014 23:45	29.47	119.2	8.16	3.6
SR9	26/9/2014 5:50	28.98	105.7	7.35	2.3	SR9	26/9/2014 11:50	29.39	111.1	7.56	3.5	SR9	26/9/2014 17:50	29.54	135.4	9.17	2.6	SR9	26/9/2014 23:50	29.51	120.1	8.18	2.8
SR9	26/9/2014 5:55	29.00	110.4	7.68	2.0	SR9	26/9/2014 11:55	29.40	110.5	7.51	3.3	SR9	26/9/2014 17:55	29.48	132.2	8.92	3.7	SR9	26/9/2014 23:55	29.55	121.5	8.24	**8.8**

Station	Timestamp	Temp (° C)	DO (%)	DO (mg/L)	Tur (NTU)	Station	Timestamp	Temp (° C)	DO (%)	DO (mg/L)	Tur (NTU)	Station	Timestamp	Temp (° C)	DO (%)	DO (mg/L)	Tur (NTU)	Station	Timestamp	Temp (°C)	DO (%)	DO (mg/L)	Tur (NTU)
SR10	26/9/2014 0:00	28.85	67.1	**4.51**	3.3	SR10	26/9/2014 6:00	28.64	74.9	**5.06**	4.2	SR10	26/9/2014 12:00	28.80	77.2	**5.17**	3.7	SR10	26/9/2014 18:00	29.13	81.4	**5.44**	3.2
SR10	26/9/2014 0:05	28.86	64.7	**4.35**	3.1	SR10	26/9/2014 6:05	28.65	75.4	**5.07**	3.5	SR10	26/9/2014 12:05	28.82	77.5	**5.19**	3.5	SR10	26/9/2014 18:05	29.11	82.3	**5.51**	3.4
SR10	26/9/2014 0:10	28.83	67.8	**4.54**	3.9	SR10	26/9/2014 6:10	28.66	74.9	**5.05**	3.2	SR10	26/9/2014 12:10	28.83	77.1	**5.16**	3.9	SR10	26/9/2014 18:10	29.09	81.5	**5.46**	3.1
SR10	26/9/2014 0:15	28.84	65.4	**4.38**	4.1	SR10	26/9/2014 6:15	28.68	74.0	**4.97**	3.7	SR10	26/9/2014 12:15	28.82	76.7	**5.14**	4.3	SR10	26/9/2014 18:15	29.08	79.4	**5.32**	3.0
SR10	26/9/2014 0:20	28.83	66.6	**4.47**	**5.7**	SR10	26/9/2014 6:20	28.70	67.5	**4.53**	3.4	SR10	26/9/2014 12:20	28.82	76.4	**5.11**	4.0	SR10	26/9/2014 18:20	29.10	77.7	**5.20**	3.0
SR10	26/9/2014 0:25	28.82	65.4	**4.38**	**5.4**	SR10	26/9/2014 6:25	28.71	67.3	**4.52**	3.9	SR10	26/9/2014 12:25	28.82	75.7	**5.07**	4.7	SR10	26/9/2014 18:25	29.09	78.5	**5.26**	3.7
SR10	26/9/2014 0:30	28.78	75.7	**5.08**	**5.6**	SR10	26/9/2014 6:30	28.71	67.2	**4.51**	3.1	SR10	26/9/2014 12:30	28.83	75.7	**5.07**	4.4	SR10	26/9/2014 18:30	29.06	78.9	**5.29**	4.4
SR10	26/9/2014 0:35	28.77	74.1	**4.97**	**4.8**	SR10	26/9/2014 6:35	28.72	70.6	**4.74**	3.4	SR10	26/9/2014 12:35	28.84	75.9	**5.07**	4.2	SR10	26/9/2014 18:35	29.06	81.6	**5.46**	2.8
SR10	26/9/2014 0:40	28.78	65.2	**4.37**	3.8	SR10	26/9/2014 6:40	28.71	69.0	**4.64**	4.0	SR10	26/9/2014 12:40	28.89	72.6	**4.85**	4.4	SR10	26/9/2014 18:40	29.06	72.4	**4.84**	2.2
SR10	26/9/2014 0:45	28.81	68.1	**4.58**	4.3	SR10	26/9/2014 6:45	28.69	61.4	**4.13**	3.2	SR10	26/9/2014 12:45	28.83	75.6	**5.06**	4.6	SR10	26/9/2014 18:45	29.07	71.2	**4.75**	2.4
SR10	26/9/2014 0:50	28.81	64.0	**4.30**	3.7	SR10	26/9/2014 6:50	28.71	61.6	**4.14**	3.4	SR10	26/9/2014 12:50	28.92	69.7	**4.66**	4.1	SR10	26/9/2014 18:50	29.08	62.8	**4.19**	2.3
SR10	26/9/2014 0:55	28.80	67.8	**4.55**	4.1	SR10	26/9/2014 6:55	28.69	60.5	**4.06**	3.6	SR10	26/9/2014 12:55	28.96	74.7	**4.99**	4.1	SR10	26/9/2014 18:55	29.07	64.2	**4.28**	2.5
SR10	26/9/2014 1:00	28.80	71.1	**4.77**	**7.4**	SR10	26/9/2014 7:00	28.69	59.0	**3.96**	3.3	SR10	26/9/2014 13:00	29.04	76.5	**5.11**	3.8	SR10	26/9/2014 19:00	29.15	60.5	**4.03**	2.5
SR10	26/9/2014 1:05	28.78	75.4	**5.06**	**5.9**	SR10	26/9/2014 7:05	28.69	59.4	**4.00**	**5.9**	SR10	26/9/2014 13:05	29.06	76.1	**5.08**	3.7	SR10	26/9/2014 19:05	29.16	62.2	**4.14**	2.8
SR10	26/9/2014 1:10	28.78	76.1	**5.10**	4.7	SR10	26/9/2014 7:10	28.69	58.6	**3.94**	3.1	SR10	26/9/2014 13:10	29.07	76.7	**5.12**	3.5	SR10	26/9/2014 19:10	29.16	60.6	**4.04**	2.6
SR10	26/9/2014 1:15	28.78	75.7	**5.07**	4.6	SR10	26/9/2014 7:15	28.70	59.8	**4.02**	2.7	SR10	26/9/2014 13:15	29.04	77.4	**5.16**	3.2	SR10	26/9/2014 19:15	29.18	62.5	**4.17**	3.2
SR10	26/9/2014 1:20	28.78	75.2	**5.03**	4.2	SR10	26/9/2014 7:20	28.69	59.3	**3.98**	2.7	SR10	26/9/2014 13:20	29.11	77.5	**5.17**	3.9	SR10	26/9/2014 19:20	29.19	61.0	**4.06**	2.6
SR10	26/9/2014 1:25	28.78	75.0	**5.02**	4.2	SR10	26/9/2014 7:25	28.68	61.2	**4.11**	2.5	SR10	26/9/2014 13:25	29.15	77.9	**5.19**	4.1	SR10	26/9/2014 19:25	29.19	62.1	**4.13**	2.6
SR10	26/9/2014 1:30	28.76	76.2	**5.09**	**4.8**	SR10	26/9/2014 7:30	28.68	60.6	**4.08**	2.5	SR10	26/9/2014 13:30	29.18	78.6	**5.23**	4.2	SR10	26/9/2014 19:30	29.19	63.8	**4.25**	4.0
SR10	26/9/2014 1:35	28.76	75.4	**5.04**	3.7	SR10	26/9/2014 7:35	28.66	62.7	**4.22**	2.5	SR10	26/9/2014 13:35	29.23	77.1	**5.13**	3.0	SR10	26/9/2014 19:35	29.19	61.1	**4.07**	2.3
SR10	26/9/2014 1:40	28.75	76.3	**5.10**	3.5	SR10	26/9/2014 7:40	28.65	61.8	**4.16**	2.4	SR10	26/9/2014 13:40	29.17	76.6	**5.10**	3.6	SR10	26/9/2014 19:40	29.18	63.8	**4.25**	2.5
SR10	26/9/2014 1:45	28.76	75.7	**5.06**	**6.2**	SR10	26/9/2014 7:45	28.62	65.6	**4.42**	2.3	SR10	26/9/2014 13:45	29.24	75.1	**5.00**	2.8	SR10	26/9/2014 19:45	29.17	65.6	**4.38**	2.4
SR10	26/9/2014 1:50	28.76	74.3	**4.97**	4.5	SR10	26/9/2014 7:50	28.62	64.7	**4.36**	2.7	SR10	26/9/2014 13:50	29.21	72.1	**4.80**	3.2	SR10	26/9/2014 19:50	29.13	65.6	**4.38**	2.4
SR10	26/9/2014 1:55	28.77	74.8	**5.00**	4.0	SR10	26/9/2014 7:55	28.63	65.7	**4.43**	2.3	SR10	26/9/2014 13:55	29.34	72.4	**4.81**	2.4	SR10	26/9/2014 19:55	29.10	70.2	**4.69**	2.6
SR10	26/9/2014 2:00	28.77	76.0	**5.09**	3.4	SR10	26/9/2014 8:00	28.65	66.8	**4.50**	2.9	SR10	26/9/2014 14:00	29.35	72.2	**4.79**	2.7	SR10	26/9/2014 20:00	29.11	72.6	**4.86**	3.9
SR10	26/9/2014 2:05	28.77	76.6	**5.11**	4.2	SR10	26/9/2014 8:05	28.66	66.4	**4.47**	3.1	SR10	26/9/2014 14:05	29.38	75.9	**5.05**	2.8	SR10	26/9/2014 20:05	29.08	73.1	**4.89**	3.3
SR10	26/9/2014 2:10	28.78	76.6	**5.11**	4.2	SR10	26/9/2014 8:10	28.67	66.5	**4.48**	2.5	SR10	26/9/2014 14:10	29.26	73.1	**4.85**	3.3	SR10	26/9/2014 20:10	29.08	75.0	**5.01**	3.1
SR10	26/9/2014 2:15	28.87	77.1	**5.15**	3.9	SR10	26/9/2014 8:15	28.67	66.7	**4.49**	2.4	SR10	26/9/2014 14:15	29.30	74.1	**4.92**	2.9	SR10	26/9/2014 20:15	29.09	75.4	**5.03**	3.1
SR10	26/9/2014 2:20	28.94	76.8	**5.11**	4.7	SR10	26/9/2014 8:20	28.67	63.3	**4.26**	2.4	SR10	26/9/2014 14:20	29.32	76.0	**5.04**	3.0	SR10	26/9/2014 20:20	29.08	76.6	**5.11**	3.1
SR10	26/9/2014 2:25	29.14	77.6	**5.14**	**5.9**	SR10	26/9/2014 8:25	28.68	65.2	**4.39**	3.4	SR10	26/9/2014 14:25	29.45	80.5	**5.33**	2.8	SR10	26/9/2014 20:25	29.15	75.7	**5.05**	3.2
SR10	26/9/2014 2:30	29.24	77.7	**5.15**	**5.4**	SR10	26/9/2014 8:30	28.68	65.2	**4.39**	2.7	SR10	26/9/2014 14:30	29.26	80.0	**5.32**	3.1	SR10	26/9/2014 20:30	29.17	76.0	**5.07**	3.5
SR10	26/9/2014 2:35	29.21	78.6	**5.21**	**5.4**	SR10	26/9/2014 8:35	28.67	64.6	**4.35**	3.6	SR10	26/9/2014 14:35	29.21	78.8	**5.25**	3.7	SR10	26/9/2014 20:35	29.16	74.4	**4.96**	3.0
SR10	26/9/2014 2:40	29.05	77.3	**5.13**	**9.6**	SR10	26/9/2014 8:40	28.66	64.2	**4.32**	2.6	SR10	26/9/2014 14:40	29.19	78.9	**5.26**	3.1	SR10	26/9/2014 20:40	29.14	71.0	**4.75**	3.1
SR10	26/9/2014 2:45	29.08	78.0	**5.18**	**5.0**	SR10	26/9/2014 8:45	28.66	65.8	**4.43**	2.3	SR10	26/9/2014 14:45	29.05	78.4	**5.24**	3.7	SR10	26/9/2014 20:45	29.16	73.6	**4.92**	3.2
SR10	26/9/2014 2:50	29.02	77.8	**5.17**	**5.0**	SR10	26/9/2014 8:50	28.63	70.1	**4.73**	2.3	SR10	26/9/2014 14:50	29.26	79.4	**5.29**	2.9	SR10	26/9/2014 20:50	29.15	73.4	**4.91**	3.5
SR10	26/9/2014 2:55	28.95	77.0	**5.13**	**7.4**	SR10	26/9/2014 8:55	28.64	72.2	**4.87**	2.5	SR10	26/9/2014 14:55	29.18	80.1	**5.34**	3.0	SR10	26/9/2014 20:55	29.18	75.6	**5.05**	3.6
SR10	26/9/2014 3:00	28.91	76.8	**5.11**	**6.8**	SR10	26/9/2014 9:00	28.66	71.1	**4.79**	2.5	SR10	26/9/2014 15:00	29.07	78.8	**5.26**	4.5	SR10	26/9/2014 21:00	29.17	71.6	**4.78**	3.2
SR10	26/9/2014 3:05	28.85	76.8	**5.12**	**5.4**	SR10	26/9/2014 9:05	28.65	71.0	**4.79**	2.4	SR10	26/9/2014 15:05	29.08	76.8	**5.13**	**6.3**	SR10	26/9/2014 21:05	29.15	65.8	**4.39**	3.2
SR10	26/9/2014 3:10	28.83	76.7	**5.12**	**5.6**	SR10	26/9/2014 9:10	28.64	71.2	**4.80**	2.7	SR10	26/9/2014 15:10	29.22	80.0	**5.33**	2.8	SR10	26/9/2014 21:10	29.13	66.1	**4.42**	3.7
SR10	26/9/2014 3:15	28.81	76.6	**5.12**	4.6	SR10	26/9/2014 9:15	28.65	67.5	**4.54**	2.9	SR10	26/9/2014 15:15	29.31	79.6	**5.30**	2.7	SR10	26/9/2014 21:15	29.13	66.7	**4.45**	3.9
SR10	26/9/2014 3:20	28.79	76.8	**5.14**	**5.9**	SR10	26/9/2014 9:20	28.65	66.9	**4.51**	2.7	SR10	26/9/2014 15:20	29.21	78.8	**5.26**	2.7	SR10	26/9/2014 21:20	29.12	67.5	**4.51**	3.6
SR10	26/9/2014 3:25	28.78	76.6	**5.12**	**5.0**	SR10	26/9/2014 9:25	28.67	64.5	**4.34**	4.1	SR10	26/9/2014 15:25	29.37	81.1	**5.40**	2.5	SR10	26/9/2014 21:25	29.11	65.0	**4.34**	3.5
SR10	26/9/2014 3:30	28.77	76.4	**5.10**	**5.3**	SR10	26/9/2014 9:30	28.66	62.9	**4.22**	3.2	SR10	26/9/2014 15:30	29.45	82.2	**5.47**	2.5	SR10	26/9/2014 21:30	29.09	61.8	**4.13**	3.8
SR10	26/9/2014 3:35	28.77	75.7	**5.06**	**5.1**	SR10	26/9/2014 9:35	28.67	61.3	**4.11**	3.3	SR10	26/9/2014 15:35	29.29	79.6	**5.30**	2.9	SR10	26/9/2014 21:35	29.09	58.5	**3.92**	3.2
SR10	26/9/2014 3:40	28.72	76.2	**5.11**	**4.8**	SR10	26/9/2014 9:40	28.67	61.2	**4.11**	3.1	SR10	26/9/2014 15:40	29.24	79.8	**5.32**	3.3	SR10	26/9/2014 21:40	29.10	62.3	**4.18**	4.2
SR10	26/9/2014 3:45	28.74	76.2	**5.10**	4.7	SR10	26/9/2014 9:45	28.68	67.7	**4.55**	4.5	SR10	26/9/2014 15:45	29.29	79.8	**5.32**	2.8	SR10	26/9/2014 21:45	29.08	64.2	**4.30**	3.8
SR10	26/9/2014 3:50	28.73	75.9	**5.09**	**5.3**	SR10	26/9/2014 9:50	28.68	64.1	**4.30**	3.7	SR10	26/9/2014 15:50	29.24	78.9	**5.26**	4.2	SR10	26/9/2014 21:50	29.07	58.8	**3.94**	**5.4**
SR10	26/9/2014 3:55	28.70	76.6	**5.14**	4.1	SR10	26/9/2014 9:55	28.69	63.7	**4.28**	4.0	SR10	26/9/2014 15:55	29.23	80.1	**5.34**	3.2	SR10	26/9/2014 21:55	29.05	59.9	**4.00**	3.7
SR10	26/9/2014 4:00	28.73	76.1	**5.10**	**5.0**	SR10	26/9/2014 10:00	28.69	60.9	**4.09**	3.5	SR10	26/9/2014 16:00	29.22	79.4	**5.30**	3.2	SR10	26/9/2014 22:00	29.04	59.1	**3.95**	4.1
SR10	26/9/2014 4:05	28.74	76.5	**5.13**	**5.7**	SR10	26/9/2014 10:05	28.69	62.5	**4.19**	4.0	SR10	26/9/2014 16:05	29.22	79.4	**5.30**	3.3	SR10	26/9/2014 22:05	29.05	56.7	**3.79**	3.6
SR10	26/9/2014 4:10	28.73	76.6	**5.14**	4.2	SR10	26/9/2014 10:10	28.70	62.8	**4.22**	3.9	SR10	26/9/2014 16:10	29.22	79.2	**5.29**	3.4	SR10	26/9/2014 22:10	29.02	50.4	**3.38**	3.2
SR10	26/9/2014 4:15	28.71	76.1	**5.11**	4.5	SR10	26/9/2014 10:15	28.71	61.6	**4.14**	3.9	SR10	26/9/2014 16:15	29.17	79.2	**5.29**	3.5	SR10	26/9/2014 22:15	29.02	58.1	**3.89**	4.1
SR10	26/9/2014 4:20	28.72	76.1	**5.11**	4.2	SR10	26/9/2014 10:20	28.72	61.1	**4.09**	4.1	SR10	26/9/2014 16:20	29.16	78.9	**5.27**	3.6	SR10	26/9/2014 22:20	29.00	56.2	**3.76**	4.4
SR10	26/9/2014 4:25	28.72	76.0	**5.10**	4.5	SR10	26/9/2014 10:25	28.73	63.4	**4.25**	4.2	SR10	26/9/2014 16:25	29.20	79.2	**5.30**	3.7	SR10	26/9/2014 22:25	29.00	57.8	**3.86**	4.4
SR10	26/9/2014 4:30	28.71	76.6	**5.14**	**5.9**	SR10	26/9/2014 10:30	28.76	65.7	**4.39**	3.7	SR10	26/9/2014 16:30	29.12	78.7	**5.26**	4.2	SR10	26/9/2014 22:30	28.98	65.1	**4.35**	4.5
SR10	26/9/2014 4:35	28.69	76.4	**5.13**	4.6	SR10	26/9/2014 10:35	28.74	62.4	**4.18**	4.4	SR10	26/9/2014 16:35	29.11	77.8	**5.21**	3.6	SR10	26/9/2014 22:35	29.00	60.1	**4.02**	4.2
SR10	26/9/2014 4:40	28.72	76.2	**5.14**	**6.0**	SR10	26/9/2014 10:40	28.82	65.0	**4.35**	3.2	SR10	26/9/2014 16:40	29.10	77.9	**5.20**	**5.0**	SR10	26/9/2014 22:40	28.97	67.5	**4.51**	**4.9**
SR10	26/9/2014 4:45	28.69	76.2	**5.11**	**8.3**	SR10	26/9/2014 10:45	28.85	64.7	**4.33**	3.2	SR10	26/9/2014 16:45	29.14	78.8	**5.26**	**6.4**	SR10	26/9/2014 22:45	28.94	74.5	**4.98**	**5.8**
SR10	26/9/2014 4:50	28.70	75.8	**5.09**	**10.4**	SR10	26/9/2014 10:50	28.82	65.1	**4.36**	3.7	SR10	26/9/2014 16:50	29.11	78.8	**5.26**	3.8	SR10	26/9/2014 22:50	28.96	69.9	**4.67**	**5.3**
SR10	26/9/2014 4:55	28.68	75.9	**5.11**	3.9	SR10	26/9/2014 10:55	28.81	64.7	**4.33**	3.5	SR10	26/9/2014 16:55	29.10	78.4	**5.24**	4.2	SR10	26/9/2014 22:55	28.92	75.3	**5.04**	**5.6**
SR10	26/9/2014 5:00	28.70	76.0	**5.11**	3.8	SR10	26/9/2014 11:00	28.72	72.5	**4.86**	4.1	SR10	26/9/2014 17:00	29.12	79.0	**5.27**	3.6	SR10	26/9/2014 23:00	28.88	75.4	**5.04**	**6.4**
SR10	26/9/2014 5:05	28.70	75.8	**5.10**	3.8	SR10	26/9/2014 11:05	28.79	68.1	**4.56**	3.9	SR10	26/9/2014 17:05	29.11	79.2	**5.29**	3.7	SR10	26/9/2014 23:05	28.87	74.1	**4.97**	**6.0**
SR10	26/9/2014 5:10	28.70	75.5	**5.09**	4.1	SR10	26/9/2014 11:10	28.76	71.8	**4.81**	3.9	SR10	26/9/2014 17:10	29.11	80.0	**5.34**	3.3	SR10	26/9/2014 23:10	28.86	75.1	**5.02**	**5.5**
SR10	26/9/2014 5:15	28.67	76.2	**5.14**	**4.9**	SR10	26/9/2014 11:15	28.75	73.9	**4.95**	4.7	SR10	26/9/2014 17:15	29.10	81.1	**5.41**	3.5	SR10	26/9/2014 23:15	28.84	75.4	**5.04**	**5.9**
SR10	26/9/2014 5:20	28.67	76.1	**5.13**	**5.1**	SR10	26/9/2014 11:20	28.73	73.8	**4.95**	4.5	SR10	26/9/2014 17:20	29.08	79.8	**5.33**	3.8	SR10	26/9/2014 23:20	28.86	75.1	**5.03**	**5.3**
SR10	26/9/2014 5:25	28.68	75.6	**5.09**	4.4	SR10	26/9/2014 11:25	28.75	73.4	**4.92**	4.1	SR10	26/9/2014 17:25	29.09	79.8	**5.33**	4.1	SR10	26/9/2014 23:25	28.87	74.6	**4.99**	**5.3**
SR10	26/9/2014 5:30	28.67	75.3	**5.08**	4.3	SR10	26/9/2014 11:30	28.75	75.4	**5.06**	3.9	SR10	26/9/2014 17:30	29.09	79.7	**5.32**	3.3	SR10	26/9/2014 23:30	28.87	74.7	**5.00**	**5.4**
SR10	26/9/2014 5:35	28.65	75.5	**5.10**	**5.4**	SR10	26/9/2014 11:35	28.76	75.3	**5.04**	3.7	SR10	26/9/2014 17:35	29.09	79.5	**5.32**	3.4	SR10	26/9/2014 23:35	28.88	74.8	**5.00**	**5.3**
SR10	26/9/2014 5:40	28.64	76.0	**5.13**	3.8	SR10	26/9/2014 11:40	28.82	74.8	**5.01**	3.8	SR10	26/9/2014 17:40	29.11	79.8	**5.34**	3.2	SR10	26/9/2014 23:40	28.88	74.3	**4.97**	**5.2**
SR10	26/9/2014 5:45	28.63	75.3	**5.08**	3.7	SR10	26/9/2014 11:45	28.81	74.9	**5.03**	3.5	SR10	26/9/2014 17:45	29.13	81.0	**5.42**	3.8	SR10	26/9/2014 23:45	28.89	75.0	**5.02**	**4.9**
SR10	26/9/2014 5:50	28.62	75.4	**5.09**	3.7	SR10	26/9/2014 11:50	28.80	74.5	**4.99**	4.4	SR10	26/9/2014 17:50	29.12	82.3	**5.50**	2.8	SR10	26/9/2014 23:50	28.89	74.7	**4.99**	**4.8**
SR10	26/9/2014 5:55	28.63	75.0	**5.07**	3.8	SR10	26/9/2014 11:55	28.79	76.8	**5.15**	3.6	SR10	26/9/2014 17:55	29.12	82.5	**5.52**	2.8	SR10	26/9/2014 23:55	28.88	74.2	**4.96**	**5.5**

Station	Timestamp	Temp (° C)	DO (%)	DO (mg/L)	Tur (NTU)	Station	Timestamp	Temp (° C)	DO (%)	DO (mg/L)	Tur (NTU)	Station	Timestamp	Temp (° C)	DO (%)	DO (mg/L)	Tur (NTU)	Station	Timestamp	Temp (°C)	DO (%)	DO (mg/L)	Tur (NTU)
SR11	26/9/2014 0:00	29.06	62.4	**3.99**	1.2	SR11	26/9/2014 6:00	28.81	74.7	**4.79**	2.7	SR11	26/9/2014 12:00	29.11	65.0	**4.15**	0.8	SR11	26/9/2014 18:00	29.26	81.2	**5.17**	1.8
SR11	26/9/2014 0:05	29.09	74.2	**4.73**	1.2	SR11	26/9/2014 6:05	28.79	75.4	**4.85**	2.7	SR11	26/9/2014 12:05	29.15	65.6	**4.19**	1.3	SR11	26/9/2014 18:05	29.29	82.0	**5.23**	1.8
SR11	26/9/2014 0:10	29.07	69.1	**4.41**	1.1	SR11	26/9/2014 6:10	28.81	74.5	**4.79**	**4.9**	SR11	26/9/2014 12:10	29.23	68.1	**4.34**	1.0	SR11	26/9/2014 18:10	29.31	81.5	**5.19**	1.8
SR11	26/9/2014 0:15	29.11	75.9	**4.84**	**11.3**	SR11	26/9/2014 6:15	28.79	75.6	**4.86**	2.9	SR11	26/9/2014 12:15	29.21	66.4	**4.24**	1.0	SR11	26/9/2014 18:15	29.31	82.1	**5.23**	1.7
SR11	26/9/2014 0:20	29.06	72.9	**4.65**	1.1	SR11	26/9/2014 6:20	28.76	75.5	**4.85**	2.6	SR11	26/9/2014 12:20	29.18	65.0	**4.15**	1.1	SR11	26/9/2014 18:20	29.28	81.8	**5.21**	1.8
SR11	26/9/2014 0:25	29.06	70.6	**4.51**	**6.7**	SR11	26/9/2014 6:25	28.79	74.8	**4.81**	3.2	SR11	26/9/2014 12:25	29.20	65.7	**4.19**	0.9	SR11	26/9/2014 18:25	29.27	81.4	**5.19**	2.4
SR11	26/9/2014 0:30	29.06	69.7	**4.45**	**6.8**	SR11	26/9/2014 6:30	28.77	75.0	**4.82**	2.7	SR11	26/9/2014 12:30	29.19	65.4	**4.17**	0.9	SR11	26/9/2014 18:30	29.24	81.3	**5.19**	2.6
SR11	26/9/2014 0:35	29.04	72.4	**4.62**	1.5	SR11	26/9/2014 6:35	28.78	75.1	**4.82**	2.8	SR11	26/9/2014 12:35	29.22	66.0	**4.21**	0.8	SR11	26/9/2014 18:35	29.23	80.8	**5.17**	2.2
SR11	26/9/2014 0:40	29.04	69.9	**4.46**	1.7	SR11	26/9/2014 6:40	28.76	74.8	**4.81**	2.6	SR11	26/9/2014 12:40	29.21	67.1	**4.28**	0.7	SR11	26/9/2014 18:40	29.17	75.3	**4.81**	2.5
SR11	26/9/2014 0:45	29.04	71.0	**4.53**	1.6	SR11	26/9/2014 6:45	28.76	75.0	**4.82**	2.7	SR11	26/9/2014 12:45	29.24	67.2	**4.29**	0.7	SR11	26/9/2014 18:45	29.18	78.7	**5.03**	2.3
SR11	26/9/2014 0:50	29.05	74.1	**4.73**	0.6	SR11	26/9/2014 6:50	28.77	75.1	**4.83**	2.8	SR11	26/9/2014 12:50	29.21	65.2	**4.16**	0.8	SR11	26/9/2014 18:50	29.19	76.3	**4.88**	2.2
SR11	26/9/2014 0:55	29.01	67.5	**4.31**	1.2	SR11	26/9/2014 6:55	28.77	74.9	**4.81**	2.5	SR11	26/9/2014 12:55	29.16	67.0	**4.28**	0.8	SR11	26/9/2014 18:55	29.16	79.5	**5.08**	2.7
SR11	26/9/2014 1:00	29.04	73.6	**4.70**	0.7	SR11	26/9/2014 7:00	28.77	74.9	**4.82**	2.5	SR11	26/9/2014 13:00	29.28	68.2	**4.35**	0.4	SR11	26/9/2014 19:00	29.13	80.3	**5.13**	2.5
SR11	26/9/2014 1:05	29.02	69.7	**4.45**	1.0	SR11	26/9/2014 7:05	28.77	74.6	**4.80**	2.2	SR11	26/9/2014 13:05	29.41	68.8	**4.38**	0.7	SR11	26/9/2014 19:05	29.13	80.2	**5.14**	2.7
SR11	26/9/2014 1:10	29.02	69.4	**4.43**	0.7	SR11	26/9/2014 7:10	28.76	75.2	**4.83**	2.5	SR11	26/9/2014 13:10	29.30	69.4	**4.42**	0.6	SR11	26/9/2014 19:10	29.15	80.0	**5.12**	2.6
SR11	26/9/2014 1:15	29.02	71.3	**4.55**	0.7	SR11	26/9/2014 7:15	28.75	75.4	**4.85**	2.5	SR11	26/9/2014 13:15	29.22	68.6	**4.37**	1.1	SR11	26/9/2014 19:15	29.15	80.2	**5.13**	3.1
SR11	26/9/2014 1:20	29.02	72.5	**4.63**	0.8	SR11	26/9/2014 7:20	28.77	74.9	**4.81**	2.3	SR11	26/9/2014 13:20	29.32	69.8	**4.45**	0.5	SR11	26/9/2014 19:20	29.12	80.4	**5.14**	2.4
SR11	26/9/2014 1:25	29.01	69.1	**4.42**	0.8	SR11	26/9/2014 7:25	28.71	75.0	**4.83**	2.0	SR11	26/9/2014 13:25	29.29	68.3	**4.35**	0.8	SR11	26/9/2014 19:25	29.15	79.8	**5.11**	2.3
SR11	26/9/2014 1:30	29.00	69.2	**4.42**	0.8	SR11	26/9/2014 7:30	28.69	75.8	**4.89**	2.3	SR11	26/9/2014 13:30	29.40	69.8	**4.44**	0.7	SR11	26/9/2014 19:30	29.15	79.1	**5.06**	2.6
SR11	26/9/2014 1:35	28.99	68.5	**4.38**	1.2	SR11	26/9/2014 7:35	28.72	75.8	**4.88**	2.5	SR11	26/9/2014 13:35	29.44	69.1	**4.40**	1.0	SR11	26/9/2014 19:35	29.20	80.2	**5.13**	2.7
SR11	26/9/2014 1:40	29.00	69.3	**4.43**	0.5	SR11	26/9/2014 7:40	28.71	75.6	**4.87**	2.5	SR11	26/9/2014 13:40	29.42	72.8	**4.63**	0.9	SR11	26/9/2014 19:40	29.19	80.0	**5.12**	2.1
SR11	26/9/2014 1:45	28.99	68.2	**4.36**	0.7	SR11	26/9/2014 7:45	28.73	74.9	**4.82**	2.2	SR11	26/9/2014 13:45	29.36	68.8	**4.38**	0.9	SR11	26/9/2014 19:45	29.13	79.7	**5.10**	4.2
SR11	26/9/2014 1:50	28.97	67.4	**4.31**	1.0	SR11	26/9/2014 7:50	28.73	74.4	**4.80**	2.4	SR11	26/9/2014 13:50	29.41	69.4	**4.41**	0.8	SR11	26/9/2014 19:50	29.20	81.1	**5.18**	2.2
SR11	26/9/2014 1:55	28.99	70.5	**4.50**	0.7	SR11	26/9/2014 7:55	28.74	74.6	**4.80**	2.4	SR11	26/9/2014 13:55	29.49	72.5	**4.61**	1.1	SR11	26/9/2014 19:55	29.24	81.8	**5.23**	2.1
SR11	26/9/2014 2:00	28.95	66.9	**4.28**	1.3	SR11	26/9/2014 8:00	28.77	74.5	**4.79**	2.4	SR11	26/9/2014 14:00	29.56	73.0	**4.63**	1.0	SR11	26/9/2014 20:00	29.25	80.7	**5.15**	2.1
SR11	26/9/2014 2:05	28.97	68.1	**4.35**	0.8	SR11	26/9/2014 8:05	28.76	74.4	**4.79**	2.9	SR11	26/9/2014 14:05	29.56	72.7	**4.61**	1.3	SR11	26/9/2014 20:05	29.31	83.3	**5.31**	2.5
SR11	26/9/2014 2:10	28.96	67.3	**4.30**	1.2	SR11	26/9/2014 8:10	28.78	74.6	**4.79**	2.6	SR11	26/9/2014 14:10	29.47	72.2	**4.59**	0.9	SR11	26/9/2014 20:10	29.29	80.4	**5.13**	3.4
SR11	26/9/2014 2:15	28.96	65.7	**4.20**	1.2	SR11	26/9/2014 8:15	28.78	74.7	**4.80**	2.3	SR11	26/9/2014 14:15	29.50	70.2	**4.45**	0.8	SR11	26/9/2014 20:15	29.27	79.7	**5.08**	1.9
SR11	26/9/2014 2:20	28.96	68.1	**4.35**	1.7	SR11	26/9/2014 8:20	28.78	75.1	**4.83**	2.5	SR11	26/9/2014 14:20	29.56	71.6	**4.54**	0.9	SR11	26/9/2014 20:20	29.24	76.3	**4.87**	1.7
SR11	26/9/2014 2:25	28.95	66.1	**4.22**	0.8	SR11	26/9/2014 8:25	28.78	75.2	**4.83**	2.8	SR11	26/9/2014 14:25	29.58	76.2	**4.83**	1.8	SR11	26/9/2014 20:25	29.24	76.5	**4.88**	1.5
SR11	26/9/2014 2:30	28.96	68.5	**4.38**	0.8	SR11	26/9/2014 8:30	28.78	75.6	**4.86**	2.4	SR11	26/9/2014 14:30	29.60	72.6	**4.60**	0.9	SR11	26/9/2014 20:30	29.23	78.0	**4.98**	1.9
SR11	26/9/2014 2:35	28.94	65.6	**4.19**	0.9	SR11	26/9/2014 8:35	28.76	74.9	**4.82**	2.4	SR11	26/9/2014 14:35	29.51	70.7	**4.48**	0.8	SR11	26/9/2014 20:35	29.23	70.8	**4.52**	1.8
SR11	26/9/2014 2:40	28.95	66.3	**4.24**	0.6	SR11	26/9/2014 8:40	28.75	75.7	**4.87**	2.7	SR11	26/9/2014 14:40	29.58	70.8	**4.49**	0.7	SR11	26/9/2014 20:40	29.20	70.7	**4.51**	1.7
SR11	26/9/2014 2:45	28.96	68.9	**4.41**	0.4	SR11	26/9/2014 8:45	28.77	73.5	**4.72**	2.2	SR11	26/9/2014 14:45	29.54	69.9	**4.44**	0.9	SR11	26/9/2014 20:45	29.18	70.1	**4.48**	2.0
SR11	26/9/2014 2:50	28.93	64.5	**4.12**	0.6	SR11	26/9/2014 8:50	28.80	74.1	**4.76**	3.4	SR11	26/9/2014 14:50	29.54	69.8	**4.42**	0.8	SR11	26/9/2014 20:50	29.18	68.6	**4.38**	2.1
SR11	26/9/2014 2:55	28.95	65.5	**4.19**	0.6	SR11	26/9/2014 8:55	28.81	74.2	**4.77**	2.3	SR11	26/9/2014 14:55	29.51	69.3	**4.40**	0.6	SR11	26/9/2014 20:55	29.17	76.3	**4.88**	2.2
SR11	26/9/2014 3:00	28.92	63.2	**4.04**	0.6	SR11	26/9/2014 9:00	28.80	72.4	**4.65**	2.5	SR11	26/9/2014 15:00	29.58	70.2	**4.45**	0.4	SR11	26/9/2014 21:00	29.17	71.4	**4.56**	1.5
SR11	26/9/2014 3:05	28.97	68.3	**4.37**	0.7	SR11	26/9/2014 9:05	28.81	75.0	**4.81**	2.2	SR11	26/9/2014 15:05	29.56	71.0	**4.50**	2.4	SR11	26/9/2014 21:05	29.14	71.8	**4.59**	1.5
SR11	26/9/2014 3:10	28.92	63.7	**4.07**	0.6	SR11	26/9/2014 9:10	28.80	73.7	**4.73**	2.3	SR11	26/9/2014 15:10	29.43	69.4	**4.41**	0.5	SR11	26/9/2014 21:10	29.11	72.0	**4.61**	2.1
SR11	26/9/2014 3:15	28.94	64.4	**4.12**	0.6	SR11	26/9/2014 9:15	28.81	72.6	**4.66**	2.1	SR11	26/9/2014 15:15	29.67	72.9	**4.62**	0.4	SR11	26/9/2014 21:15	29.11	77.7	**4.97**	1.7
SR11	26/9/2014 3:20	28.92	64.3	**4.11**	0.4	SR11	26/9/2014 9:20	28.81	72.4	**4.65**	2.1	SR11	26/9/2014 15:20	29.65	72.6	**4.60**	0.7	SR11	26/9/2014 21:20	29.09	78.8	**5.04**	2.0
SR11	26/9/2014 3:25	28.97	69.1	**4.42**	3.2	SR11	26/9/2014 9:25	28.82	72.6	**4.66**	2.1	SR11	26/9/2014 15:25	29.70	75.3	**4.76**	0.8	SR11	26/9/2014 21:25	29.06	79.7	**5.10**	1.6
SR11	26/9/2014 3:30	28.95	67.7	**4.33**	0.6	SR11	26/9/2014 9:30	28.83	74.0	**4.75**	2.0	SR11	26/9/2014 15:30	29.83	78.7	**4.97**	1.0	SR11	26/9/2014 21:30	29.07	79.8	**5.11**	1.7
SR11	26/9/2014 3:35	28.92	63.7	**4.07**	0.5	SR11	26/9/2014 9:35	28.82	70.7	**4.54**	2.0	SR11	26/9/2014 15:35	29.62	74.1	**4.70**	0.8	SR11	26/9/2014 21:35	29.02	79.3	**5.08**	1.8
SR11	26/9/2014 3:40	28.93	63.4	**4.06**	0.7	SR11	26/9/2014 9:40	28.82	72.4	**4.65**	2.1	SR11	26/9/2014 15:40	29.78	79.8	**5.05**	0.8	SR11	26/9/2014 21:40	29.05	78.7	**5.05**	1.6
SR11	26/9/2014 3:45	28.91	65.1	**4.16**	1.1	SR11	26/9/2014 9:45	28.81	76.3	**4.90**	2.2	SR11	26/9/2014 15:45	29.55	76.0	**4.82**	1.3	SR11	26/9/2014 21:45	29.01	79.0	**5.06**	1.5
SR11	26/9/2014 3:50	28.91	61.8	**3.95**	2.4	SR11	26/9/2014 9:50	28.79	77.3	**4.97**	2.0	SR11	26/9/2014 15:50	29.29	74.5	**4.74**	2.0	SR11	26/9/2014 21:50	29.04	76.3	**4.89**	1.7
SR11	26/9/2014 3:55	28.91	64.8	**4.15**	2.8	SR11	26/9/2014 9:55	28.80	76.7	**4.93**	2.2	SR11	26/9/2014 15:55	29.41	72.9	**4.63**	1.0	SR11	26/9/2014 21:55	29.04	73.6	**4.71**	1.2
SR11	26/9/2014 4:00	28.92	67.8	**4.33**	1.4	SR11	26/9/2014 10:00	28.81	76.8	**4.94**	1.9	SR11	26/9/2014 16:00	29.64	79.5	**5.03**	0.8	SR11	26/9/2014 22:00	29.07	68.8	**4.41**	1.1
SR11	26/9/2014 4:05	28.91	65.7	**4.20**	1.2	SR11	26/9/2014 10:05	28.82	77.2	**4.96**	1.8	SR11	26/9/2014 16:05	29.64	80.6	**5.11**	0.9	SR11	26/9/2014 22:05	29.08	61.7	**3.95**	1.1
SR11	26/9/2014 4:10	28.88	60.2	**3.85**	1.7	SR11	26/9/2014 10:10	28.85	77.8	**4.99**	2.4	SR11	26/9/2014 16:10	29.46	76.4	**4.85**	1.1	SR11	26/9/2014 22:10	29.12	58.4	**3.74**	1.3
SR11	26/9/2014 4:15	28.87	64.8	**4.15**	2.1	SR11	26/9/2014 10:15	28.87	76.7	**4.92**	1.7	SR11	26/9/2014 16:15	29.22	66.9	**4.27**	3.3	SR11	26/9/2014 22:15	29.12	60.2	**3.85**	0.6
SR11	26/9/2014 4:20	28.86	62.9	**4.03**	**5.9**	SR11	26/9/2014 10:20	28.88	72.9	**4.68**	1.6	SR11	26/9/2014 16:20	29.22	65.0	**4.15**	4.7	SR11	26/9/2014 22:20	29.15	61.2	**3.91**	0.9
SR11	26/9/2014 4:25	28.86	55.5	**3.55**	1.3	SR11	26/9/2014 10:25	28.86	66.7	**4.28**	2.4	SR11	26/9/2014 16:25	29.14	64.5	**4.12**	**5.0**	SR11	26/9/2014 22:25	29.16	67.6	**4.32**	1.4
SR11	26/9/2014 4:30	28.88	62.3	**3.99**	1.6	SR11	26/9/2014 10:30	28.91	76.5	**4.91**	1.9	SR11	26/9/2014 16:30	29.11	63.1	**4.03**	4.7	SR11	26/9/2014 22:30	29.14	63.2	**4.04**	1.0
SR11	26/9/2014 4:35	28.86	59.7	**3.83**	0.7	SR11	26/9/2014 10:35	28.89	63.5	**4.07**	2.1	SR11	26/9/2014 16:35	29.10	61.1	**3.90**	4.6	SR11	26/9/2014 22:35	29.14	61.7	**3.95**	0.5
SR11	26/9/2014 4:40	28.87	65.9	**4.22**	1.3	SR11	26/9/2014 10:40	28.92	71.6	**4.59**	1.6	SR11	26/9/2014 16:40	29.00	63.2	**4.04**	**4.9**	SR11	26/9/2014 22:40	29.14	65.2	**4.17**	0.7
SR11	26/9/2014 4:45	28.85	63.2	**4.04**	2.0	SR11	26/9/2014 10:45	28.94	68.2	**4.37**	1.9	SR11	26/9/2014 16:45	29.26	63.5	**4.05**	1.1	SR11	26/9/2014 22:45	29.17	72.7	**4.64**	1.3
SR11	26/9/2014 4:50	28.89	67.9	**4.34**	1.4	SR11	26/9/2014 10:50	28.96	67.9	**4.35**	1.7	SR11	26/9/2014 16:50	29.21	64.1	**4.08**	1.6	SR11	26/9/2014 22:50	29.16	70.1	**4.48**	2.8
SR11	26/9/2014 4:55	28.89	70.4	**4.50**	**6.7**	SR11	26/9/2014 10:55	28.97	68.8	**4.41**	1.4	SR11	26/9/2014 16:55	29.35	64.9	**4.13**	1.0	SR11	26/9/2014 22:55	29.16	68.2	**4.36**	1.2
SR11	26/9/2014 5:00	28.85	66.5	**4.26**	**10.8**	SR11	26/9/2014 11:00	28.99	66.2	**4.24**	1.4	SR11	26/9/2014 17:00	29.40	69.4	**4.41**	0.7	SR11	26/9/2014 23:00	29.16	68.1	**4.35**	1.3
SR11	26/9/2014 5:05	28.86	67.6	**4.33**	3.3	SR11	26/9/2014 11:05	28.98	67.9	**4.35**	1.4	SR11	26/9/2014 17:05	29.41	72.1	**4.58**	0.8	SR11	26/9/2014 23:05	29.16	67.3	**4.30**	1.2
SR11	26/9/2014 5:10	28.86	66.0	**4.22**	1.1	SR11	26/9/2014 11:10	29.00	70.1	**4.49**	2.3	SR11	26/9/2014 17:10	29.42	69.8	**4.44**	0.5	SR11	26/9/2014 23:10	29.16	66.6	**4.25**	1.1
SR11	26/9/2014 5:15	28.88	69.1	**4.42**	**9.8**	SR11	26/9/2014 11:15	28.91	65.2	**4.18**	3.5	SR11	26/9/2014 17:15	29.33	65.9	**4.20**	0.8	SR11	26/9/2014 23:15	29.14	70.6	**4.51**	0.8
SR11	26/9/2014 5:20	28.88	67.5	**4.32**	2.9	SR11	26/9/2014 11:20	29.00	66.9	**4.28**	1.5	SR11	26/9/2014 17:20	29.33	65.1	**4.14**	0.6	SR11	26/9/2014 23:20	29.14	70.2	**4.49**	0.7
SR11	26/9/2014 5:25	28.90	73.5	**4.70**	**10.6**	SR11	26/9/2014 11:25	28.96	65.2	**4.17**	0.9	SR11	26/9/2014 17:25	29.34	64.6	**4.12**	0.4	SR11	26/9/2014 23:25	29.14	69.5	**4.44**	0.7
SR11	26/9/2014 5:30	28.87	69.7	**4.46**	1.2	SR11	26/9/2014 11:30	28.94	64.8	**4.15**	1.0	SR11	26/9/2014 17:30	29.29	64.0	**4.08**	1.0	SR11	26/9/2014 23:30	29.13	71.0	**4.54**	0.8
SR11	26/9/2014 5:35	28.85	68.4	**4.39**	1.4	SR11	26/9/2014 11:35	28.93	65.5	**4.20**	1.0	SR11	26/9/2014 17:35	29.29	64.6	**4.11**	0.8	SR11	26/9/2014 23:35	29.14	70.6	**4.51**	0.9
SR11	26/9/2014 5:40	28.83	69.0	**4.43**	3.8	SR11	26/9/2014 11:40	28.95	64.3	**4.12**	0.9	SR11	26/9/2014 17:40	29.24	64.1	**4.08**	1.0	SR11	26/9/2014 23:40	29.16	70.1	**4.48**	1.3
SR11	26/9/2014 5:45	28.84	69.9	**4.48**	1.5	SR11	26/9/2014 11:45	28.95	64.9	**4.15**	1.0	SR11	26/9/2014 17:45	29.25	63.8	**4.07**	1.4	SR11	26/9/2014 23:45	29.16	70.8	**4.52**	1.4
SR11	26/9/2014 5:50	28.84	71.3	**4.57**	1.4	SR11	26/9/2014 11:50	28.99	64.0	**4.10**	0.8	SR11	26/9/2014 17:50	29.43	81.6	**5.18**	1.4	SR11	26/9/2014 23:50	29.13	67.6	**4.32**	0.8
SR11	26/9/2014 5:55	28.79	73.5	**4.72**	2.4	SR11	26/9/2014 11:55	29.04	64.1	**4.10**	0.9	SR11	26/9/2014 17:55	29.26	81.5	**5.19**	1.7	SR11	26/9/2014 23:55	29.14	69.5	**4.44**	0.8

Station	Timestamp	Temp (° C)	DO (%)	DO (mg/L)	Tur (NTU)	Station	Timestamp	Temp (° C)	DO (%)	DO (mg/L)	Tur (NTU)	Station	Timestamp	Temp (° C)	DO (%)	DO (mg/L)	Tur (NTU)	Station	Timestamp	Temp (°C)	DO (%)	DO (mg/L)	Tur (NTU)
SR12	26/9/2014 0:01	28.92	71.7	4.68	4.7	SR12	26/9/2014 6:01	28.78	69.9	4.58	5.3	SR12	26/9/2014 12:01	29.05	71.5	4.66	4.2	SR12	26/9/2014 18:01	29.15	73.9	4.83	5.9
SR12	26/9/2014 0:06	28.93	72.1	4.71	5.1	SR12	26/9/2014 6:06	28.79	69.9	4.58	7.4	SR12	26/9/2014 12:06	29.05	71.3	4.65	3.9	SR12	26/9/2014 18:06	29.15	72.1	4.71	5.9
SR12	26/9/2014 0:11	28.92	70.8	4.62	4.9	SR12	26/9/2014 6:11	28.79	69.0	4.52	6.8	SR12	26/9/2014 12:11	29.05	71.4	4.66	4.0	SR12	26/9/2014 18:11	29.14	71.5	4.67	8.6
SR12	26/9/2014 0:16	28.93	72.2	4.72	5.1	SR12	26/9/2014 6:16	28.81	68.8	4.50	7.9	SR12	26/9/2014 12:16	29.04	71.5	4.66	3.9	SR12	26/9/2014 18:16	29.13	72.4	4.72	7.1
SR12	26/9/2014 0:21	28.95	72.8	4.76	5.0	SR12	26/9/2014 6:21	28.81	67.2	4.40	7.9	SR12	26/9/2014 12:21	29.04	70.2	4.58	3.8	SR12	26/9/2014 18:21	29.13	72.8	4.75	5.8
SR12	26/9/2014 0:26	28.95	72.3	4.73	4.9	SR12	26/9/2014 6:26	28.81	68.2	4.46	7.5	SR12	26/9/2014 12:26	29.04	71.6	4.67	4.2	SR12	26/9/2014 18:26	29.10	70.8	4.62	7.2
SR12	26/9/2014 0:31	28.95	72.5	4.74	5.2	SR12	26/9/2014 6:31	28.81	67.8	4.43	6.2	SR12	26/9/2014 12:31	29.04	71.5	4.67	4.5	SR12	26/9/2014 18:31	29.11	72.0	4.70	5.5
SR12	26/9/2014 0:36	28.96	73.0	4.77	5.1	SR12	26/9/2014 6:36	28.81	67.1	4.39	6.3	SR12	26/9/2014 12:36	29.07	73.3	4.79	3.6	SR12	26/9/2014 18:36	29.10	70.5	4.60	6.4
SR12	26/9/2014 0:41	28.96	72.4	4.73	4.9	SR12	26/9/2014 6:41	28.82	67.4	4.41	7.1	SR12	26/9/2014 12:41	29.03	72.2	4.72	4.7	SR12	26/9/2014 18:41	29.08	69.6	4.54	6.9
SR12	26/9/2014 0:46	28.97	73.0	4.77	5.1	SR12	26/9/2014 6:46	28.82	66.9	4.37	6.1	SR12	26/9/2014 12:46	29.05	73.1	4.77	4.3	SR12	26/9/2014 18:46	29.07	68.2	4.45	6.5
SR12	26/9/2014 0:51	28.97	72.6	4.75	5.6	SR12	26/9/2014 6:51	28.82	67.1	4.39	6.3	SR12	26/9/2014 12:51	29.08	73.8	4.82	4.1	SR12	26/9/2014 18:51	29.05	68.8	4.49	5.9
SR12	26/9/2014 0:56	28.97	73.0	4.77	5.6	SR12	26/9/2014 6:56	28.82	66.7	4.36	7.4	SR12	26/9/2014 12:56	29.07	73.8	4.82	4.2	SR12	26/9/2014 18:56	29.05	67.3	4.39	6.0
SR12	26/9/2014 1:01	28.97	72.9	4.77	5.5	SR12	26/9/2014 7:01	28.82	67.0	4.38	6.7	SR12	26/9/2014 13:01	29.08	73.7	4.82	4.0	SR12	26/9/2014 19:01	29.03	67.4	4.40	5.7
SR12	26/9/2014 1:06	28.97	73.1	4.78	5.8	SR12	26/9/2014 7:06	28.82	66.6	4.35	6.8	SR12	26/9/2014 13:06	29.07	73.4	4.80	4.4	SR12	26/9/2014 19:06	29.02	67.4	4.40	6.4
SR12	26/9/2014 1:11	28.97	72.2	4.72	6.1	SR12	26/9/2014 7:11	28.82	66.3	4.33	**13.3**	SR12	26/9/2014 13:11	29.08	73.6	4.81	4.5	SR12	26/9/2014 19:11	29.01	67.4	4.40	5.3
SR12	26/9/2014 1:16	28.96	72.0	4.71	5.5	SR12	26/9/2014 7:16	28.82	66.4	4.34	9.6	SR12	26/9/2014 13:16	29.09	73.7	4.81	4.9	SR12	26/9/2014 19:16	29.00	67.7	4.42	5.2
SR12	26/9/2014 1:21	28.96	72.7	4.76	5.2	SR12	26/9/2014 7:21	28.82	66.5	4.35	8.4	SR12	26/9/2014 13:21	29.08	73.0	4.77	4.9	SR12	26/9/2014 19:21	28.99	67.4	4.40	5.3
SR12	26/9/2014 1:26	28.96	72.4	4.73	4.9	SR12	26/9/2014 7:26	28.82	65.3	4.26	8.0	SR12	26/9/2014 13:26	29.07	73.0	4.77	4.8	SR12	26/9/2014 19:26	28.99	68.0	4.44	5.9
SR12	26/9/2014 1:31	28.95	72.6	4.75	6.1	SR12	26/9/2014 7:31	28.81	66.9	4.37	7.3	SR12	26/9/2014 13:31	29.06	73.2	4.79	5.1	SR12	26/9/2014 19:31	28.99	67.4	4.40	5.2
SR12	26/9/2014 1:36	28.95	72.5	4.74	6.1	SR12	26/9/2014 7:36	28.82	66.9	4.36	7.9	SR12	26/9/2014 13:36	29.04	72.9	4.77	6.1	SR12	26/9/2014 19:36	29.00	68.6	4.48	5.5
SR12	26/9/2014 1:41	28.95	72.0	4.71	5.6	SR12	26/9/2014 7:41	28.82	66.7	4.35	7.3	SR12	26/9/2014 13:41	29.05	72.7	4.76	4.9	SR12	26/9/2014 19:41	28.99	67.2	4.38	5.7
SR12	26/9/2014 1:46	28.94	71.8	4.70	6.3	SR12	26/9/2014 7:46	28.82	66.9	4.37	6.5	SR12	26/9/2014 13:46	29.05	72.8	4.76	5.2	SR12	26/9/2014 19:46	28.98	67.1	4.38	6.0
SR12	26/9/2014 1:51	28.94	72.1	4.72	7.3	SR12	26/9/2014 7:51	28.82	66.3	4.33	6.4	SR12	26/9/2014 13:51	29.06	72.8	4.76	4.6	SR12	26/9/2014 19:51	28.97	66.6	4.35	5.6
SR12	26/9/2014 1:56	28.94	71.9	4.70	6.8	SR12	26/9/2014 7:56	28.82	66.4	4.34	6.7	SR12	26/9/2014 13:56	29.10	74.0	4.83	6.3	SR12	26/9/2014 19:56	28.99	67.8	4.42	6.1
SR12	26/9/2014 2:01	28.94	71.8	4.69	6.2	SR12	26/9/2014 8:01	28.82	66.8	4.36	5.8	SR12	26/9/2014 14:01	29.10	73.9	4.83	5.8	SR12	26/9/2014 20:01	28.98	67.4	4.40	5.1
SR12	26/9/2014 2:06	28.93	71.6	4.68	6.0	SR12	26/9/2014 8:06	28.82	67.4	4.40	5.9	SR12	26/9/2014 14:06	29.13	74.3	4.86	5.5	SR12	26/9/2014 20:06	29.00	66.7	4.36	4.7
SR12	26/9/2014 2:11	28.93	71.9	4.70	5.9	SR12	26/9/2014 8:11	28.82	67.1	4.38	5.4	SR12	26/9/2014 14:11	29.13	74.0	4.83	5.5	SR12	26/9/2014 20:11	29.00	66.6	4.35	4.9
SR12	26/9/2014 2:16	28.93	71.9	4.70	6.5	SR12	26/9/2014 8:16	28.82	66.5	4.34	5.5	SR12	26/9/2014 14:16	29.13	73.9	4.83	5.5	SR12	26/9/2014 20:16	28.98	66.6	4.35	4.4
SR12	26/9/2014 2:21	28.92	71.9	4.70	6.5	SR12	26/9/2014 8:21	28.82	67.0	4.37	5.6	SR12	26/9/2014 14:21	29.13	73.8	4.82	5.7	SR12	26/9/2014 20:21	28.98	66.9	4.37	4.8
SR12	26/9/2014 2:26	28.92	71.8	4.70	6.6	SR12	26/9/2014 8:26	28.82	65.2	4.26	5.6	SR12	26/9/2014 14:26	29.12	73.5	4.80	5.7	SR12	26/9/2014 20:26	28.97	67.2	4.39	4.2
SR12	26/9/2014 2:31	28.92	71.4	4.67	7.7	SR12	26/9/2014 8:31	28.82	65.1	4.25	5.8	SR12	26/9/2014 14:31	29.12	73.2	4.78	6.2	SR12	26/9/2014 20:31	28.97	67.6	4.41	4.7
SR12	26/9/2014 2:36	28.91	71.3	4.67	7.3	SR12	26/9/2014 8:36	28.82	65.1	4.25	5.0	SR12	26/9/2014 14:36	29.12	73.2	4.78	6.6	SR12	26/9/2014 20:36	28.97	67.1	4.38	4.7
SR12	26/9/2014 2:41	28.91	71.0	4.64	9.5	SR12	26/9/2014 8:41	28.82	65.3	4.26	5.8	SR12	26/9/2014 14:41	29.12	73.0	4.77	6.0	SR12	26/9/2014 20:41	28.97	66.4	4.33	4.4
SR12	26/9/2014 2:46	28.90	71.1	4.65	8.4	SR12	26/9/2014 8:46	28.82	65.2	4.25	5.4	SR12	26/9/2014 14:46	29.11	72.5	4.74	6.3	SR12	26/9/2014 20:46	28.97	66.7	4.35	4.8
SR12	26/9/2014 2:51	28.90	70.7	4.62	8.6	SR12	26/9/2014 8:51	28.82	64.5	4.21	7.2	SR12	26/9/2014 14:51	29.10	72.3	4.73	6.6	SR12	26/9/2014 20:51	28.97	65.0	4.24	4.0
SR12	26/9/2014 2:56	28.89	71.1	4.65	8.2	SR12	26/9/2014 8:56	28.82	65.9	4.30	6.2	SR12	26/9/2014 14:56	29.10	72.3	4.72	7.0	SR12	26/9/2014 20:56	28.96	65.8	4.29	4.2
SR12	26/9/2014 3:01	28.89	70.9	4.64	8.2	SR12	26/9/2014 9:01	28.82	63.3	4.13	8.5	SR12	26/9/2014 15:01	29.10	72.7	4.75	6.9	SR12	26/9/2014 21:01	28.95	65.9	4.30	3.9
SR12	26/9/2014 3:06	28.87	72.0	4.71	8.2	SR12	26/9/2014 9:06	28.82	63.5	4.14	7.1	SR12	26/9/2014 15:06	29.11	72.9	4.76	8.3	SR12	26/9/2014 21:06	28.97	65.7	4.28	4.5
SR12	26/9/2014 3:11	28.87	71.4	4.67	8.7	SR12	26/9/2014 9:11	28.83	65.8	4.30	5.0	SR12	26/9/2014 15:11	29.13	73.1	4.77	8.4	SR12	26/9/2014 21:11	28.96	66.1	4.31	4.5
SR12	26/9/2014 3:16	28.87	71.0	4.64	8.5	SR12	26/9/2014 9:16	28.82	64.9	4.23	6.4	SR12	26/9/2014 15:16	29.15	73.5	4.80	9.2	SR12	26/9/2014 21:16	28.96	64.2	4.19	4.1
SR12	26/9/2014 3:21	28.86	70.7	4.62	8.4	SR12	26/9/2014 9:21	28.82	64.7	4.23	7.7	SR12	26/9/2014 15:21	29.15	73.2	4.78	8.4	SR12	26/9/2014 21:21	28.96	66.0	4.31	4.1
SR12	26/9/2014 3:26	28.84	71.2	4.66	8.6	SR12	26/9/2014 9:26	28.82	64.0	4.17	7.5	SR12	26/9/2014 15:26	29.15	73.3	4.78	8.2	SR12	26/9/2014 21:26	28.97	62.1	4.05	6.9
SR12	26/9/2014 3:31	28.84	70.7	4.62	7.9	SR12	26/9/2014 9:31	28.82	63.8	4.17	6.0	SR12	26/9/2014 15:31	29.14	73.4	4.79	8.6	SR12	26/9/2014 21:31	28.96	64.4	4.20	4.4
SR12	26/9/2014 3:36	28.83	70.7	4.62	7.8	SR12	26/9/2014 9:36	28.82	63.6	4.15	6.0	SR12	26/9/2014 15:36	29.13	74.0	4.83	8.7	SR12	26/9/2014 21:36	28.97	64.7	4.22	5.8
SR12	26/9/2014 3:41	28.82	71.2	4.65	8.4	SR12	26/9/2014 9:41	28.83	64.4	4.21	4.7	SR12	26/9/2014 15:41	29.14	74.3	4.85	8.3	SR12	26/9/2014 21:41	28.97	64.0	4.18	4.5
SR12	26/9/2014 3:46	28.81	71.1	4.65	8.7	SR12	26/9/2014 9:46	28.83	65.4	4.27	5.2	SR12	26/9/2014 15:46	29.14	74.2	4.84	8.8	SR12	26/9/2014 21:46	28.97	65.4	4.27	5.0
SR12	26/9/2014 3:51	28.80	71.2	4.65	8.9	SR12	26/9/2014 9:51	28.83	65.7	4.29	5.5	SR12	26/9/2014 15:51	29.13	73.5	4.79	9.4	SR12	26/9/2014 21:51	28.98	65.4	4.26	4.4
SR12	26/9/2014 3:56	28.79	71.4	4.66	9.3	SR12	26/9/2014 9:56	28.83	65.0	4.24	5.2	SR12	26/9/2014 15:56	29.12	73.0	4.76	**10.1**	SR12	26/9/2014 21:56	28.97	66.5	4.34	4.2
SR12	26/9/2014 4:01	28.79	71.4	4.67	9.5	SR12	26/9/2014 10:01	28.83	66.0	4.31	5.5	SR12	26/9/2014 16:01	29.09	73.0	4.76	9.2	SR12	26/9/2014 22:01	28.97	63.3	4.13	6.2
SR12	26/9/2014 4:06	28.79	71.7	4.69	9.3	SR12	26/9/2014 10:06	28.83	66.7	4.35	4.7	SR12	26/9/2014 16:06	29.05	72.9	4.75	**12.0**	SR12	26/9/2014 22:06	28.96	63.2	4.12	5.9
SR12	26/9/2014 4:11	28.79	72.1	4.71	8.0	SR12	26/9/2014 10:11	28.83	66.1	4.31	4.4	SR12	26/9/2014 16:11	29.06	73.5	4.79	8.9	SR12	26/9/2014 22:11	28.95	64.3	4.19	6.7
SR12	26/9/2014 4:16	28.79	71.5	4.68	7.5	SR12	26/9/2014 10:16	28.83	63.1	4.12	5.3	SR12	26/9/2014 16:16	29.09	73.9	4.82	8.3	SR12	26/9/2014 22:16	28.95	63.0	4.11	5.2
SR12	26/9/2014 4:21	28.79	71.5	4.68	8.1	SR12	26/9/2014 10:21	28.83	62.4	4.07	5.8	SR12	26/9/2014 16:21	29.10	74.4	4.85	7.1	SR12	26/9/2014 22:21	28.94	63.0	4.11	6.6
SR12	26/9/2014 4:26	28.78	72.2	4.72	7.6	SR12	26/9/2014 10:26	28.82	62.2	4.06	6.1	SR12	26/9/2014 16:26	29.09	74.0	4.83	7.3	SR12	26/9/2014 22:26	28.95	64.9	4.23	4.7
SR12	26/9/2014 4:31	28.79	72.2	4.72	7.9	SR12	26/9/2014 10:31	28.82	63.6	4.15	6.3	SR12	26/9/2014 16:31	29.14	75.7	4.94	6.2	SR12	26/9/2014 22:31	28.95	64.2	4.19	4.8
SR12	26/9/2014 4:36	28.78	72.3	4.73	7.2	SR12	26/9/2014 10:36	28.84	63.2	4.12	4.9	SR12	26/9/2014 16:36	29.16	75.6	4.93	5.9	SR12	26/9/2014 22:36	28.95	64.6	4.21	4.8
SR12	26/9/2014 4:41	28.79	72.5	4.75	7.2	SR12	26/9/2014 10:41	28.82	63.2	4.12	7.2	SR12	26/9/2014 16:41	29.13	75.1	4.90	6.5	SR12	26/9/2014 22:41	28.94	62.6	4.08	5.0
SR12	26/9/2014 4:46	28.78	72.6	4.75	6.4	SR12	26/9/2014 10:46	28.81	63.7	4.15	5.8	SR12	26/9/2014 16:46	29.16	76.1	4.97	5.8	SR12	26/9/2014 22:46	28.94	63.2	4.12	4.8
SR12	26/9/2014 4:51	28.79	72.4	4.74	6.9	SR12	26/9/2014 10:51	28.94	67.2	4.38	4.0	SR12	26/9/2014 16:51	29.16	75.6	4.93	6.0	SR12	26/9/2014 22:51	28.92	64.2	4.19	4.7
SR12	26/9/2014 4:56	28.79	72.2	4.73	8.7	SR12	26/9/2014 10:56	28.89	65.6	4.27	4.9	SR12	26/9/2014 16:56	29.13	74.7	4.88	7.1	SR12	26/9/2014 22:56	28.91	68.9	4.50	4.3
SR12	26/9/2014 5:01	28.79	72.4	4.74	7.2	SR12	26/9/2014 11:01	28.89	67.2	4.38	5.1	SR12	26/9/2014 17:01	29.13	74.5	4.86	6.7	SR12	26/9/2014 23:01	28.90	69.0	4.51	4.7
SR12	26/9/2014 5:06	28.78	72.8	4.77	6.3	SR12	26/9/2014 11:06	28.90	67.8	4.42	5.6	SR12	26/9/2014 17:06	29.17	76.0	4.96	6.1	SR12	26/9/2014 23:06	28.91	68.9	4.50	4.7
SR12	26/9/2014 5:11	28.79	72.5	4.75	6.1	SR12	26/9/2014 11:11	28.90	66.9	4.36	5.7	SR12	26/9/2014 17:11	29.18	76.0	4.96	6.0	SR12	26/9/2014 23:11	28.91	68.9	4.50	4.9
SR12	26/9/2014 5:16	28.79	72.1	4.72	6.2	SR12	26/9/2014 11:16	28.90	66.4	4.33	4.9	SR12	26/9/2014 17:16	29.19	76.1	4.97	5.3	SR12	26/9/2014 23:16	28.92	67.6	4.41	5.2
SR12	26/9/2014 5:21	28.79	71.8	4.70	6.4	SR12	26/9/2014 11:21	28.96	68.6	4.46	4.7	SR12	26/9/2014 17:21	29.18	75.0	4.89	5.9	SR12	26/9/2014 23:21	28.92	67.0	4.37	5.9
SR12	26/9/2014 5:26	28.78	70.4	4.61	5.9	SR12	26/9/2014 11:26	28.96	68.0	4.43	4.5	SR12	26/9/2014 17:26	29.18	74.9	4.89	6.1	SR12	26/9/2014 23:26	28.92	67.3	4.39	5.3
SR12	26/9/2014 5:31	28.77	70.6	4.62	5.4	SR12	26/9/2014 11:31	28.97	68.2	4.43	4.5	SR12	26/9/2014 17:31	29.18	74.8	4.88	5.9	SR12	26/9/2014 23:31	29.00	70.8	4.63	4.2
SR12	26/9/2014 5:36	28.78	69.6	4.56	5.9	SR12	26/9/2014 11:36	28.98	68.0	4.42	4.1	SR12	26/9/2014 17:36	29.18	74.7	4.87	5.8	SR12	26/9/2014 23:36	29.01	69.9	4.57	5.0
SR12	26/9/2014 5:41	28.77	69.8	4.57	6.0	SR12	26/9/2014 11:41	29.05	71.6	4.66	3.8	SR12	26/9/2014 17:41	29.18	74.6	4.87	6.6	SR12	26/9/2014 23:41	29.00	68.5	4.48	4.9
SR12	26/9/2014 5:46	28.79	70.1	4.60	6.1	SR12	26/9/2014 11:46	29.04	71.2	4.64	3.9	SR12	26/9/2014 17:46	29.19	73.1	4.77	6.3	SR12	26/9/2014 23:46	29.02	70.2	4.59	4.7
SR12	26/9/2014 5:51	28.79	70.4	4.61	6.9	SR12	26/9/2014 11:51	29.06	73.4	4.79	4.1	SR12	26/9/2014 17:51	29.19	72.8	4.75	5.4	SR12	26/9/2014 23:51	29.03	69.4	4.53	4.6
SR12	26/9/2014 5:56	28.78	70.2	4.60	6.8	SR12	26/9/2014 11:56	29.04	71.8	4.68	4.0	SR12	26/9/2014 17:56	29.15	73.3	4.79	5.9	SR12	26/9/2014 23:56	29.03	68.5	4.47	4.5

Station	Timestamp	Temp (° C)	DO (%)	DO (mg/L)	Tur (NTU)	Station	Timestamp	Temp (° C)	DO (%)	DO (mg/L)	Tur (NTU)	Station	Timestamp	Temp (° C)	DO (%)	DO (mg/L)	Tur (NTU)	Station	Timestamp	Temp (°C)	DO (%)	DO (mg/L)	Tur (NTU)
SR13	26/9/2014 0:00	28.78	66.8	**4.36**	3.8	SR13	26/9/2014 6:00	28.82	68.6	**4.49**	4.3	SR13	26/9/2014 12:00	28.87	68.3	**4.46**	3.6	SR13	26/9/2014 18:00	29.06	68.0	**4.44**	8.3
SR13	26/9/2014 0:05	28.78	66.5	**4.34**	2.9	SR13	26/9/2014 6:05	28.82	68.0	**4.45**	3.5	SR13	26/9/2014 12:05	28.88	67.5	**4.41**	3.6	SR13	26/9/2014 18:05	29.06	67.9	**4.43**	7.9
SR13	26/9/2014 0:10	28.78	66.2	**4.32**	2.8	SR13	26/9/2014 6:10	28.82	67.3	**4.41**	3.2	SR13	26/9/2014 12:10	28.88	67.2	**4.38**	2.9	SR13	26/9/2014 18:10	29.06	67.1	**4.38**	4.5
SR13	26/9/2014 0:15	28.78	66.4	**4.34**	2.9	SR13	26/9/2014 6:15	28.82	67.2	**4.40**	3.2	SR13	26/9/2014 12:15	28.88	67.1	**4.38**	3.2	SR13	26/9/2014 18:15	29.06	67.4	**4.40**	5.0
SR13	26/9/2014 0:20	28.78	65.4	**4.27**	3.0	SR13	26/9/2014 6:20	28.81	67.5	**4.42**	3.7	SR13	26/9/2014 12:20	28.89	67.1	**4.38**	3.2	SR13	26/9/2014 18:20	29.06	66.6	**4.34**	3.7
SR13	26/9/2014 0:25	28.78	65.7	**4.29**	3.0	SR13	26/9/2014 6:25	28.82	67.9	**4.44**	3.9	SR13	26/9/2014 12:25	28.88	66.4	**4.34**	2.8	SR13	26/9/2014 18:25	29.06	67.6	**4.41**	11.1
SR13	26/9/2014 0:30	28.78	65.2	**4.26**	3.1	SR13	26/9/2014 6:30	28.81	67.9	**4.44**	4.4	SR13	26/9/2014 12:30	28.94	67.0	**4.37**	2.4	SR13	26/9/2014 18:30	29.02	68.5	**4.47**	7.2
SR13	26/9/2014 0:35	28.78	65.0	**4.24**	2.4	SR13	26/9/2014 6:35	28.82	67.7	**4.43**	3.4	SR13	26/9/2014 12:35	28.98	69.0	**4.50**	2.8	SR13	26/9/2014 18:35	29.03	68.7	**4.49**	8.3
SR13	26/9/2014 0:40	28.78	65.7	**4.29**	2.7	SR13	26/9/2014 6:40	28.81	67.5	**4.42**	3.2	SR13	26/9/2014 12:40	28.94	68.3	**4.46**	3.0	SR13	26/9/2014 18:40	29.02	69.1	**4.51**	6.6
SR13	26/9/2014 0:45	28.77	66.6	**4.35**	2.1	SR13	26/9/2014 6:45	28.81	67.3	**4.41**	2.9	SR13	26/9/2014 12:45	28.94	68.3	**4.45**	2.2	SR13	26/9/2014 18:45	29.02	69.7	**4.55**	7.5
SR13	26/9/2014 0:50	28.77	66.7	**4.36**	2.2	SR13	26/9/2014 6:50	28.82	68.7	**4.50**	4.2	SR13	26/9/2014 12:50	28.97	68.8	**4.49**	2.3	SR13	26/9/2014 18:50	29.02	69.8	**4.56**	8.3
SR13	26/9/2014 0:55	28.77	67.0	**4.37**	2.1	SR13	26/9/2014 6:55	28.82	68.4	**4.48**	5.1	SR13	26/9/2014 12:55	29.07	69.1	**4.50**	1.5	SR13	26/9/2014 18:55	29.02	69.6	**4.55**	7.8
SR13	26/9/2014 1:00	28.77	66.0	**4.31**	1.7	SR13	26/9/2014 7:00	28.82	68.6	**4.49**	7.0	SR13	26/9/2014 13:00	29.11	69.8	**4.54**	1.7	SR13	26/9/2014 19:00	29.00	69.7	**4.56**	7.5
SR13	26/9/2014 1:05	28.77	67.0	**4.38**	2.4	SR13	26/9/2014 7:05	28.82	67.9	**4.44**	6.1	SR13	26/9/2014 13:05	29.06	69.5	**4.53**	2.2	SR13	26/9/2014 19:05	29.02	69.8	**4.56**	7.4
SR13	26/9/2014 1:10	28.77	65.9	**4.30**	2.2	SR13	26/9/2014 7:10	28.82	67.9	**4.45**	4.8	SR13	26/9/2014 13:10	29.06	69.1	**4.50**	1.4	SR13	26/9/2014 19:10	28.99	69.9	**4.57**	6.5
SR13	26/9/2014 1:15	28.77	66.2	**4.33**	2.1	SR13	26/9/2014 7:15	28.81	68.1	**4.46**	4.0	SR13	26/9/2014 13:15	29.03	68.9	**4.49**	1.8	SR13	26/9/2014 19:15	29.00	70.0	**4.58**	6.7
SR13	26/9/2014 1:20	28.77	66.0	**4.31**	2.0	SR13	26/9/2014 7:20	28.81	67.6	**4.43**	3.0	SR13	26/9/2014 13:20	29.06	67.7	**4.41**	1.3	SR13	26/9/2014 19:20	28.99	70.2	**4.59**	6.4
SR13	26/9/2014 1:25	28.76	66.6	**4.35**	2.0	SR13	26/9/2014 7:25	28.80	67.9	**4.44**	3.5	SR13	26/9/2014 13:25	29.06	68.4	**4.46**	1.6	SR13	26/9/2014 19:25	28.99	70.0	**4.58**	6.1
SR13	26/9/2014 1:30	28.74	67.1	**4.39**	1.7	SR13	26/9/2014 7:30	28.80	67.8	**4.44**	2.8	SR13	26/9/2014 13:30	29.03	69.0	**4.50**	2.2	SR13	26/9/2014 19:30	29.00	69.6	**4.55**	5.5
SR13	26/9/2014 1:35	28.74	67.2	**4.39**	2.9	SR13	26/9/2014 7:35	28.81	68.1	**4.46**	3.9	SR13	26/9/2014 13:35	29.03	70.1	**4.57**	3.1	SR13	26/9/2014 19:35	28.99	69.4	**4.54**	4.9
SR13	26/9/2014 1:40	28.74	66.5	**4.34**	1.5	SR13	26/9/2014 7:40	28.80	68.3	**4.48**	4.0	SR13	26/9/2014 13:40	29.04	74.1	**4.83**	10.0	SR13	26/9/2014 19:40	29.00	68.8	**4.50**	5.6
SR13	26/9/2014 1:45	28.74	65.5	**4.28**	1.5	SR13	26/9/2014 7:45	28.81	68.3	**4.47**	4.3	SR13	26/9/2014 13:45	29.04	71.5	**4.66**	3.4	SR13	26/9/2014 19:45	29.00	69.0	**4.51**	5.2
SR13	26/9/2014 1:50	28.75	65.9	**4.31**	1.4	SR13	26/9/2014 7:50	28.81	67.8	**4.44**	4.1	SR13	26/9/2014 13:50	29.03	71.2	**4.64**	3.5	SR13	26/9/2014 19:50	29.00	69.1	**4.51**	5.4
SR13	26/9/2014 1:55	28.75	65.4	**4.27**	1.5	SR13	26/9/2014 7:55	28.81	67.3	**4.41**	4.3	SR13						SR13	26/9/2014 19:55	29.00	68.8	**4.50**	5.8
SR13	26/9/2014 2:00	28.76	65.8	**4.30**	2.9	SR13	26/9/2014 8:00	28.81	66.6	**4.36**	6.7	SR13						SR13	26/9/2014 20:00	29.01	69.2	**4.52**	6.0
SR13	26/9/2014 2:05	28.76	65.5	**4.28**	2.2	SR13	26/9/2014 8:05	28.81	66.9	**4.38**	3.6	SR13	26/9/2014 14:05	29.06	70.9	**4.62**	5.3	SR13	26/9/2014 20:05	29.01	68.8	**4.50**	5.6
SR13	26/9/2014 2:10	28.76	65.9	**4.31**	1.5	SR13	26/9/2014 8:10	28.81	66.4	**4.35**	3.2	SR13	26/9/2014 14:10	29.07	70.5	**4.59**	3.6	SR13	26/9/2014 20:10	29.01	68.5	**4.47**	5.2
SR13	26/9/2014 2:15	28.76	66.9	**4.37**	2.2	SR13	26/9/2014 8:15	28.81	66.3	**4.34**	3.0	SR13	26/9/2014 14:15	29.09	69.7	**4.54**	2.5	SR13	26/9/2014 20:15	29.01	68.4	**4.47**	4.8
SR13	26/9/2014 2:20	28.76	66.9	**4.37**	2.3	SR13	26/9/2014 8:20	28.81	66.8	**4.37**	3.4	SR13	26/9/2014 14:20	29.09	69.4	**4.52**	2.0	SR13	26/9/2014 20:20	29.01	68.1	**4.45**	4.8
SR13	26/9/2014 2:25	28.76	66.5	**4.34**	2.3	SR13	26/9/2014 8:25	28.81	65.9	**4.31**	5.7	SR13	26/9/2014 14:25	29.07	68.9	**4.49**	1.6	SR13	26/9/2014 20:25	29.02	68.2	**4.46**	5.2
SR13	26/9/2014 2:30	28.76	65.6	**4.29**	2.6	SR13	26/9/2014 8:30	28.81	66.1	**4.33**	5.6	SR13	26/9/2014 14:30	29.04	67.3	**4.38**	1.9	SR13	26/9/2014 20:30	29.01	67.2	**4.39**	4.1
SR13	26/9/2014 2:35	28.75	65.2	**4.26**	2.1	SR13	26/9/2014 8:35	28.81	66.5	**4.36**	7.2	SR13	26/9/2014 14:35	29.06	66.9	**4.36**	1.1	SR13	26/9/2014 20:35	29.01	67.3	**4.40**	4.2
SR13	26/9/2014 2:40	28.75	65.2	**4.26**	1.9	SR13	26/9/2014 8:40	28.81	66.1	**4.33**	5.5	SR13	26/9/2014 14:40	29.09	68.4	**4.45**	1.2	SR13	26/9/2014 20:40	29.00	67.4	**4.41**	3.3
SR13	26/9/2014 2:45	28.76	66.3	**4.33**	2.4	SR13	26/9/2014 8:45	28.81	66.1	**4.33**	4.2	SR13	26/9/2014 14:45	29.07	67.7	**4.41**	1.0	SR13	26/9/2014 20:45	29.01	68.2	**4.46**	5.6
SR13	26/9/2014 2:50	28.76	65.7	**4.29**	2.2	SR13	26/9/2014 8:50	28.81	65.9	**4.32**	3.7	SR13	26/9/2014 14:50	29.07	68.3	**4.45**	2.7	SR13	26/9/2014 20:50	29.00	67.4	**4.40**	7.6
SR13	26/9/2014 2:55	28.76	66.1	**4.32**	2.3	SR13	26/9/2014 8:55	28.81	66.4	**4.35**	4.7	SR13	26/9/2014 14:55	29.08	66.6	**4.34**	0.7	SR13	26/9/2014 20:55	29.00	66.6	**4.35**	6.1
SR13	26/9/2014 3:00	28.76	68.0	**4.44**	3.8	SR13	26/9/2014 9:00	28.81	66.7	**4.36**	6.4	SR13	26/9/2014 15:00	29.16	68.6	**4.46**	1.1	SR13	26/9/2014 21:00	29.00	67.0	**4.38**	5.6
SR13	26/9/2014 3:05	28.79	68.2	**4.46**	3.9	SR13	26/9/2014 9:05	28.81	66.4	**4.35**	4.3	SR13	26/9/2014 15:05	29.13	68.7	**4.47**	1.3	SR13	26/9/2014 21:05	29.01	66.9	**4.37**	5.2
SR13	26/9/2014 3:10	28.82	69.0	**4.51**	4.8	SR13	26/9/2014 9:10	28.80	66.2	**4.33**	3.5	SR13	26/9/2014 15:10	29.12	68.8	**4.48**	2.2	SR13	26/9/2014 21:10	29.01	67.3	**4.39**	4.9
SR13	26/9/2014 3:15	28.81	68.5	**4.48**	4.7	SR13	26/9/2014 9:15	28.80	65.6	**4.30**	3.8	SR13	26/9/2014 15:15	29.09	66.5	**4.33**	1.1	SR13	26/9/2014 21:15	29.00	66.5	**4.34**	4.9
SR13	26/9/2014 3:20	28.79	68.2	**4.46**	4.3	SR13	26/9/2014 9:20	28.80	65.7	**4.30**	3.7	SR13	26/9/2014 15:20	29.09	68.0	**4.43**	0.9	SR13	26/9/2014 21:20	28.99	66.5	**4.34**	5.6
SR13	26/9/2014 3:25	28.79	68.2	**4.46**	3.9	SR13	26/9/2014 9:25	28.81	65.8	**4.31**	3.1	SR13	26/9/2014 15:25	29.10	68.8	**4.49**	1.9	SR13	26/9/2014 21:25	28.97	65.4	**4.27**	6.3
SR13	26/9/2014 3:30	28.80	68.6	**4.49**	5.0	SR13	26/9/2014 9:30	28.80	66.2	**4.33**	2.7	SR13	26/9/2014 15:30	29.10	68.7	**4.48**	0.8	SR13	26/9/2014 21:30	29.00	66.1	**4.32**	4.8
SR13	26/9/2014 3:35	28.80	67.8	**4.43**	5.4	SR13	26/9/2014 9:35	28.80	66.2	**4.33**	3.1	SR13	26/9/2014 15:35	29.10	69.2	**4.51**	1.8	SR13	26/9/2014 21:35	29.00	66.6	**4.35**	5.5
SR13	26/9/2014 3:40	28.79	67.3	**4.40**	3.8	SR13	26/9/2014 9:40	28.81	66.8	**4.37**	4.1	SR13	26/9/2014 15:40	29.09	67.8	**4.42**	1.3	SR13	26/9/2014 21:40	29.00	66.3	**4.33**	3.8
SR13	26/9/2014 3:45	28.80	67.1	**4.39**	3.7	SR13	26/9/2014 9:45	28.81	65.5	**4.29**	6.2	SR13	26/9/2014 15:45	29.10	67.8	**4.42**	1.0	SR13	26/9/2014 21:45	29.00	66.5	**4.34**	5.3
SR13	26/9/2014 3:50	28.79	66.6	**4.36**	3.1	SR13	26/9/2014 9:50	28.80	66.6	**4.36**	5.4	SR13	26/9/2014 15:50	29.09	67.1	**4.38**	1.0	SR13	26/9/2014 21:50	29.00	66.8	**4.36**	5.0
SR13	26/9/2014 3:55	28.77	65.5	**4.29**	2.8	SR13	26/9/2014 9:55	28.79	66.3	**4.33**	6.5	SR13	26/9/2014 15:55	29.09	68.6	**4.47**	1.5	SR13	26/9/2014 21:55	29.00	66.2	**4.32**	4.6
SR13	26/9/2014 4:00	28.77	66.5	**4.35**	3.2	SR13	26/9/2014 10:00	28.80	66.4	**4.34**	5.6	SR13	26/9/2014 16:00	29.08	67.6	**4.41**	1.5	SR13	26/9/2014 22:00	28.99	66.4	**4.34**	3.9
SR13	26/9/2014 4:05	28.77	66.7	**4.37**	3.3	SR13	26/9/2014 10:05	28.82	67.2	**4.40**	5.3	SR13	26/9/2014 16:05	29.09	70.2	**4.58**	2.2	SR13	26/9/2014 22:05	28.99	67.0	**4.37**	3.4
SR13	26/9/2014 4:10	28.80	67.9	**4.44**	4.5	SR13	26/9/2014 10:10	28.82	67.3	**4.40**	4.9	SR13	26/9/2014 16:10	29.09	69.7	**4.54**	6.4	SR13	26/9/2014 22:10	29.00	65.7	**4.29**	3.8
SR13	26/9/2014 4:15	28.80	68.3	**4.47**	4.0	SR13	26/9/2014 10:15	28.82	67.2	**4.39**	5.5	SR13	26/9/2014 16:15	29.08	77.0	**5.03**	**28.9**	SR13	26/9/2014 22:15	29.00	65.9	**4.31**	4.2
SR13	26/9/2014 4:20	28.82	68.9	**4.51**	3.9	SR13	26/9/2014 10:20	28.82	67.0	**4.38**	4.7	SR13	26/9/2014 16:20	29.08	71.3	**4.65**	8.0	SR13	26/9/2014 22:20	29.00	65.9	**4.30**	3.5
SR13	26/9/2014 4:25	28.82	68.8	**4.50**	3.7	SR13	26/9/2014 10:25	28.82	66.8	**4.37**	4.6	SR13	26/9/2014 16:25	29.09	70.7	**4.61**	3.6	SR13	26/9/2014 22:25	29.00	65.7	**4.29**	4.1
SR13	26/9/2014 4:30	28.82	68.5	**4.49**	3.2	SR13	26/9/2014 10:30	28.81	66.7	**4.36**	5.2	SR13	26/9/2014 16:30	29.08	68.7	**4.48**	4.2	SR13	26/9/2014 22:30	28.99	65.8	**4.30**	3.7
SR13	26/9/2014 4:35	28.82	68.8	**4.50**	4.3	SR13	26/9/2014 10:35	28.81	66.3	**4.33**	4.7	SR13	26/9/2014 16:35	29.08	68.5	**4.47**	3.0	SR13	26/9/2014 22:35	28.96	66.7	**4.36**	6.2
SR13	26/9/2014 4:40	28.81	68.3	**4.47**	3.1	SR13	26/9/2014 10:40	28.81	66.2	**4.33**	3.6	SR13	26/9/2014 16:40	29.07	68.0	**4.44**	1.7	SR13	26/9/2014 22:40	28.99	66.8	**4.36**	5.8
SR13	26/9/2014 4:45	28.82	68.4	**4.48**	2.9	SR13	26/9/2014 10:45	28.82	66.3	**4.33**	3.7	SR13	26/9/2014 16:45	29.07	69.3	**4.52**	2.5	SR13	26/9/2014 22:45	28.95	65.9	**4.30**	8.7
SR13	26/9/2014 4:50	28.83	68.2	**4.46**	3.4	SR13	26/9/2014 10:50	28.81	65.7	**4.29**	3.2	SR13	26/9/2014 16:50	29.07	68.7	**4.48**	5.0	SR13	26/9/2014 22:50	28.94	65.8	**4.29**	13.1
SR13	26/9/2014 4:55	28.83	68.2	**4.46**	3.2	SR13	26/9/2014 10:55	28.91	68.6	**4.48**	3.4	SR13	26/9/2014 16:55	29.06	71.6	**4.67**	5.7	SR13	26/9/2014 22:55	28.95	66.1	**4.31**	8.6
SR13	26/9/2014 5:00	28.83	68.0	**4.45**	3.1	SR13	26/9/2014 11:00	28.87	67.9	**4.44**	3.4	SR13	26/9/2014 17:00	29.07	69.7	**4.55**	7.6	SR13	26/9/2014 23:00	28.94	65.3	**4.26**	10.3
SR13	26/9/2014 5:05	28.82	67.9	**4.45**	2.9	SR13	26/9/2014 11:05	28.89	67.8	**4.43**	3.3	SR13	26/9/2014 17:05	29.07	69.8	**4.55**	5.8	SR13	26/9/2014 23:05	28.94	66.1	**4.31**	6.0
SR13	26/9/2014 5:10	28.82	68.5	**4.49**	2.7	SR13	26/9/2014 11:10	28.88	68.1	**4.45**	3.3	SR13	26/9/2014 17:10	29.07	69.1	**4.51**	4.3	SR13	26/9/2014 23:10	28.94	66.8	**4.36**	4.5
SR13	26/9/2014 5:15	28.82	68.2	**4.47**	3.6	SR13	26/9/2014 11:15	28.87	67.7	**4.42**	3.2	SR13	26/9/2014 17:15	29.06	69.4	**4.53**	5.9	SR13	26/9/2014 23:15	28.94	66.5	**4.34**	4.2
SR13	26/9/2014 5:20	28.83	68.4	**4.48**	3.5	SR13	26/9/2014 11:20	28.87	67.2	**4.39**	3.1	SR13	26/9/2014 17:20	29.06	69.9	**4.56**	5.8	SR13	26/9/2014 23:20	28.94	66.8	**4.36**	4.4
SR13	26/9/2014 5:25	28.83	67.9	**4.45**	2.6	SR13	26/9/2014 11:25	28.87	66.8	**4.36**	2.5	SR13	26/9/2014 17:25	29.07	69.0	**4.50**	3.2	SR13	26/9/2014 23:25	28.94	66.4	**4.33**	4.7
SR13	26/9/2014 5:30	28.83	67.8	**4.44**	2.6	SR13	26/9/2014 11:30	28.86	66.3	**4.33**	2.0	SR13	26/9/2014 17:30	29.07	68.5	**4.47**	6.3	SR13	26/9/2014 23:30	28.94	65.4	**4.27**	3.9
SR13	26/9/2014 5:35	28.83	67.5	**4.42**	2.3	SR13	26/9/2014 11:35	28.86	66.4	**4.34**	2.7	SR13	26/9/2014 17:35	29.07	69.1	**4.51**	6.6	SR13	26/9/2014 23:35	28.94	66.4	**4.33**	4.6
SR13	26/9/2014 5:40	28.83	67.1	**4.39**	2.0	SR13	26/9/2014 11:40	28.86	66.4	**4.34**	3.3	SR13	26/9/2014 17:40	29.07	67.8	**4.42**	5.0	SR13	26/9/2014 23:40	28.94	66.0	**4.31**	3.9
SR13	26/9/2014 5:45	28.83	67.4	**4.41**	2.1	SR13	26/9/2014 11:45	28.85	65.6	**4.29**	3.3	SR13	26/9/2014 17:45	29.06	68.1	**4.44**	5.4	SR13	26/9/2014 23:45	28.94	65.5	**4.27**	4.4
SR13	26/9/2014 5:50	28.82	67.0	**4.39**	2.0	SR13	26/9/2014 11:50	28.83	64.8	**4.23**	3.6	SR13	26/9/2014 17:50	29.06	67.7	**4.42**	4.8	SR13	26/9/2014 23:50	28.92	65.8	**4.30**	3.0
SR13	26/9/2014 5:55	28.82	68.8	**4.51**	5.0	SR13	26/9/2014 11:55	28.84	66.1	**4.32**	4.2	SR13	26/9/2014 17:55	29.06	67.8	**4.43**	6.6	SR13	26/9/2014 23:55	28.93	66.6	**4.35**	4.4

Station	Timestamp	NH_3 (mg/L)				Station	Timestamp	NH_3 (mg/L)			
SR4	26/9/2014 0:17	0.05				SR12	26/9/2014 0:17	0.06			
SR4	26/9/2014 0:37	0.05				SR12	26/9/2014 0:37	0.06			
SR4	26/9/2014 0:57	0.04				SR12	26/9/2014 0:57	0.06			
SR4	26/9/2014 1:17	0.04				SR12	26/9/2014 1:17	0.06			
SR4	26/9/2014 1:37	0.03				SR12	26/9/2014 1:37	0.06			
SR4	26/9/2014 1:57	0.05				SR12	26/9/2014 1:57	0.04			
SR4	26/9/2014 2:17	0.04				SR12	26/9/2014 2:17	0.05			
SR4	26/9/2014 2:37	0.04				SR12	26/9/2014 2:37	0.05			
SR4	26/9/2014 2:57	0.04				SR12	26/9/2014 2:57	0.05			
SR4	26/9/2014 3:17	0.04				SR12	26/9/2014 3:17	0.04			
SR4	26/9/2014 3:37	0.05				SR12	26/9/2014 3:37	0.05			
SR4	26/9/2014 3:57	0.04				SR12	26/9/2014 3:57	0.05			
SR4	26/9/2014 4:17	0.05				SR12	26/9/2014 4:17	0.05			
SR4	26/9/2014 4:37	0.05				SR12	26/9/2014 4:37	0.05			
SR4	26/9/2014 4:57	0.05				SR12	26/9/2014 4:57	0.04			
SR4	26/9/2014 5:17	0.04				SR12	26/9/2014 5:17	0.04			
SR4	26/9/2014 5:37	0.04				SR12	26/9/2014 5:37	0.06			
SR4	26/9/2014 5:57	0.04				SR12	26/9/2014 5:57	0.06			
SR4						SR12					
SR4	26/9/2014 6:37	0.04				SR12	26/9/2014 6:37	0.06			
SR4	26/9/2014 6:57	0.03				SR12	26/9/2014 6:57	0.06			
SR4	26/9/2014 7:17	0.05				SR12	26/9/2014 7:17	0.05			
SR4	26/9/2014 7:37	0.05				SR12	26/9/2014 7:37	0.05			
SR4	26/9/2014 7:57	0.05				SR12	26/9/2014 7:57	0.06			
SR4	26/9/2014 8:17	0.05				SR12	26/9/2014 8:17	0.06			
SR4	26/9/2014 8:37	0.05				SR12	26/9/2014 8:37	0.05			
SR4	26/9/2014 8:57	0.05				SR12	26/9/2014 8:57	0.06			
SR4	26/9/2014 9:17	0.06				SR12	26/9/2014 9:17	0.05			
SR4	26/9/2014 9:37	0.06				SR12	26/9/2014 9:37	0.08			
SR4	26/9/2014 9:57	0.06				SR12	26/9/2014 9:57	0.08			
SR4	26/9/2014 10:17	0.07				SR12	26/9/2014 10:17	0.06			
SR4	26/9/2014 10:37	0.06				SR12	26/9/2014 10:37	0.06			
SR4	26/9/2014 10:57	0.06				SR12	26/9/2014 10:57	0.06			
SR4	26/9/2014 11:17	0.06				SR12	26/9/2014 11:17	0.06			
SR4	26/9/2014 11:37	0.07				SR12	26/9/2014 11:37	0.06			
SR4	26/9/2014 11:57	0.06				SR12	26/9/2014 11:57	0.06			
SR4	26/9/2014 12:17	0.06				SR12	26/9/2014 12:17	0.07			
SR4	26/9/2014 12:37	0.07				SR12	26/9/2014 12:37	0.05			
SR4	26/9/2014 12:57	0.06				SR12	26/9/2014 12:57	0.06			
SR4	26/9/2014 13:17	0.06				SR12	26/9/2014 13:17	0.06			
SR4	26/9/2014 13:37	0.06				SR12	26/9/2014 13:37	0.06			
SR4	26/9/2014 13:57	0.06				SR12	26/9/2014 13:57	0.08			
SR4	26/9/2014 14:17	0.07				SR12	26/9/2014 14:17	0.08			
SR4	26/9/2014 14:37	0.09				SR12	26/9/2014 14:37	0.08			
SR4	26/9/2014 14:57	0.09				SR12	26/9/2014 14:57	0.07			
SR4	26/9/2014 15:17	0.09				SR12	26/9/2014 15:17	0.07			
SR4	26/9/2014 15:37	0.09				SR12	26/9/2014 15:37	0.07			
SR4	26/9/2014 15:57	0.08				SR12	26/9/2014 15:57	0.07			
SR4	26/9/2014 16:17	0.08				SR12	26/9/2014 16:17	0.06			
SR4	26/9/2014 16:37	0.08				SR12	26/9/2014 16:37	0.06			
SR4	26/9/2014 16:57	0.08				SR12	26/9/2014 16:57	0.07			
SR4	26/9/2014 17:17	0.08				SR12	26/9/2014 17:17	0.06			
SR4	26/9/2014 17:37	0.07				SR12	26/9/2014 17:37	0.07			
SR4	26/9/2014 17:57	0.08				SR12	26/9/2014 17:57	0.06			
SR4	26/9/2014 18:17	0.06				SR12	26/9/2014 18:17	0.05			
SR4	26/9/2014 18:37	0.06				SR12	26/9/2014 18:37	0.06			
SR4	26/9/2014 18:57	0.06				SR12	26/9/2014 18:57	0.06			
SR4	26/9/2014 19:17	0.06				SR12	26/9/2014 19:17	0.06			
SR4	26/9/2014 19:37	0.06				SR12	26/9/2014 19:37	0.05			
SR4	26/9/2014 19:57	0.06				SR12	26/9/2014 19:57	0.05			
SR4	26/9/2014 20:17	0.06				SR12	26/9/2014 20:17	0.06			
SR4	26/9/2014 20:37	0.07				SR12	26/9/2014 20:37	0.06			
SR4	26/9/2014 20:57	0.05				SR12	26/9/2014 20:57	0.05			
SR4	26/9/2014 21:17	0.06				SR12	26/9/2014 21:17	0.05			
SR4	26/9/2014 21:37	0.06				SR12	26/9/2014 21:37	0.07			
SR4	26/9/2014 21:57	0.05				SR12	26/9/2014 21:57	0.06			
SR4	26/9/2014 22:17	0.05				SR12	26/9/2014 22:17	0.05			
SR4	26/9/2014 22:37	0.06				SR12	26/9/2014 22:37	0.06			
SR4	26/9/2014 22:57	0.06				SR12	26/9/2014 22:57	0.06			
SR4	26/9/2014 23:17	0.05				SR12	26/9/2014 23:17	0.07			
SR4	26/9/2014 23:37	0.06				SR12	26/9/2014 23:37	0.07			
SR4	26/9/2014 23:57	0.05				SR12	26/9/2014 23:57	0.07			

Remark: Fonts with underline: Action Level Exceedance
Fonts with bold and underline: Limit Level Exceedance
Automatic Instrument calibration of NH3-N monitor was carried out during 5:57-6:37 at SR4 and SR12.
SR13 monitoring station was under maintenance during 13:50-14:05.

MATERIALAB CONSULTANTS LIMITED
Fugro Development Centre,
5 Lok Yi Street,
17 M.S. Castle Peak Road,
Tai Lam, Tuen Mun, N.T., Hong Kong.
Tel : (852)-24508238
Fax : (852)-24508032
Email : mcl@fugro.com.hk

Interim Notification of Environmental Quality Limits Exceedances
24hr Water Quality Monitoring

Incident Report on Action Level or Limit Level Non-compliance

Reference No.:	20140927/24/SR4
Project:	CV/2013/04 - Providing Sufficient Water Depth for Kwai Tsing Container Basin and its Approach Channel
Date:	27/09/2014 – 28/09/2014
Time:	27/09/2014 00:00 – 28/09/2014 23:55
Monitoring Location:	SR4 – Tsuen Wan, WSD Flushing Water Intake
	Turbidity
Action Level / Limit Level:	10 / 10 (6 consecutive monitoring data exceedance)
Measured Level:	Four (4) LL Exceedances: 27/9: 9:11 - 9:36 (1), 20:41 – 21:06 (1) 28/9: 9:01 – 9:56 (2)
Action taken / to be taken:	Silt curtain and dredging rate were inspected and confirmed in a proper condition during the period. Monitoring equipment is checked and confirmed without problem.
Possible reason for Action or Limit Level Non-compliance:	Turbidity Routine impact monitoring was carried out on 27/9. At flood tide of routine impact monitoring on 27/9, Turbidity at G6 (upstream) was 7.9 NTU while 6.6 NTU was recorded at G1 (downstream), no increasing trend of Turbidity was shown across the Project. The exceedance was not considered due to the project. The exceedance may be caused by influences in the vicinity of the station or changes in ambient conditions.
Remarks:	Dredging works conducted at Portion A and Portion E of the Project. According to Contractor, dredged rate (in-situ) at Portion A on 27/9 and 28/9 were 3231 m^3/day and 2692 m^3/day respectively, while dredged rate (in-situ) at Portion E on 27/9 and 28/9 were 3000 m^3/day and 2500 m^3/day respectively. Ebb tide: 26/9 22:27 – 27/9 04:50, 27/9 11:24 – 27/9 16:55, 27/9 23:00 – 28/9 05:30, 28/9 12:09 – 28/9 17:25 Flood tide: 27/9 04:50 – 27/9 11:24, 27/9 16:55 – 27/9 23:00, 28/9 05:30 – 28/9 12:09, 28/9 17:25 – 28/9 23:34

Certified by: Colin Yung
Designation: Environmental Team Leader

Signature:

Date: 27/10/2014

The copyright of this document is owned by MateriaLab Consultants Ltd. It may not be reproduced except with prior written approval from the Company.

MATERIALAB CONSULTANTS LIMITED
Fugro Development Centre,
5 Lok Yi Street,
17 M.S. Castle Peak Road,
Tai Lam, Tuen Mun, N.T., Hong Kong.
Tel : (852)-24508238
Fax : (852)-24508032
Email : mcl@fugro.com.hk

MaterialLab

Interim Notification of Environmental Quality Limits Exceedances
24hr Water Quality Monitoring

Incident Report on Action Level or Limit Level Non-compliance

Reference No.:	20140927/24/SR5
Project:	CV/2013/04 - Providing Sufficient Water Depth for Kwai Tsing Container Basin and its Approach Channel
Date:	27/09/2014 – 28/09/2014
Time:	27/09/2014 00:00 – 28/09/2014 23:55
Monitoring Location:	SR5 – Ma Wan FCZ
Dissolved Oxygen	
Action Level / Limit Level:	5.46 / 5.39 (6 consecutive monitoring data exceedance)
Measured Level:	Three (3) AL Exceedances: 27/9: (26/9) 23:55 – (27/9) 1:20 (3), Fifty eight (58) LL Exceedances: 27/9: 7:50 – 8:15 (5), 10:35 – 14:00 (7) 28/9: (27/9) 19:05 – (28/9) 14:30 (39), 15:00 – 15:25 (1), 20:45 – 23:40 (6)
Turbidity	
Action Level / Limit Level:	6.0 / 7.9 (6 consecutive monitoring data exceedance)
Measured Level:	Seven (7) AL Exceedances: 27/9: 8:15 – 9:10 (2), 11:05 – 11:30 (1), 21:25 – 22:20 (2) 28/9: 9:00 – 9:25 (1), 11:05 – 11:30 (1) Five (5) LL Exceedances: 27/9: 9:20 – 10:15 (2), 10:35 – 11:00 (1) 28/9: 10:05 – 11:00 (2)
Action taken / to be taken:	Silt curtain and dredging rate were inspected and confirmed in a proper condition during the period. Monitoring equipment is checked and confirmed without problem.
Possible reason for Action or Limit Level Non-compliance:	Dissolved Oxygen The first occurrence of exceedance case was found at ebb tide, when SR5 was situated at upstream of the Project, the water quality would not be affected by the construction. Routine impact monitoring was carried out on 27/9. At flood tide of routine impact monitoring on 27/9, DO (S&M) at C2 was 5.04 mg/L while at ebb tide of routine impact monitoring on 27/9, DO (S&M) at C1 was 4.90 mg/L. The readings were lower than the Limit Level of SR5, indicating the background DO was low during monitoring period. The exceedance was not considered due to the project. The exceedance may be caused by influences in the vicinity of the station or changes in ambient conditions. Turbidity The first occurrence of exceedance case was found at ebb tide, when SR5 was situated at upstream of the Project, the water quality would not be affected by the construction. Routine impact monitoring was carried out on 27/9. At flood tide of routine impact monitoring on 27/9, Turbidity at C3 was 6.8 NTU while at ebb tide of routine impact monitoring on 27/9, Turbidity at C1 was 7.3 NTU. The readings were higher than the Action Level of SR5, indicating the background Turbidity was high during monitoring period. At flood tide of routine impact monitoring on 27/9, Turbidity at G6 (upstream)

The copyright of this document is owned by MateriaLab Consultants Ltd. It may not be reproduced except with prior written approval from the Company.

MATERIALAB CONSULTANTS LIMITED
Fugro Development Centre,
5 Lok Yi Street,
17 M.S. Castle Peak Road,
Tai Lam, Tuen Mun, N.T., Hong Kong.
Tel : (852)-24508238
Fax : (852)-24508032
Email : mcl@fugro.com.hk

	was 7.9 NTU while 6.6 NTU was recorded at G1 (downstream), no increasing trend of Turbidity was shown across the Project. The exceedance was not considered due to the project. The exceedance may be caused by influences in the vicinity of the station or changes in ambient conditions.
Remarks:	Dredging works conducted at Portion A and Portion E of the Project. According to Contractor, dredged rate (in-situ) at Portion A on 27/9 and 28/9 were 3231 m^3/day and 2692 m^3/day respectively, while dredged rate (in-situ) at Portion E on 27/9 and 28/9 were 3000 m^3/day and 2500 m^3/day respectively. Ebb tide: 26/9 22:27 – 27/9 04:50, 27/9 11:24 – 27/9 16:55, 27/9 23:00 – 28/9 05:30, 28/9 12:09 – 28/9 17:25 Flood tide: 27/9 04:50 – 27/9 11:24, 27/9 16:55 – 27/9 23:00, 28/9 05:30 – 28/9 12:09, 28/9 17:25 – 28/9 23:34

Certified by: Colin Yung
Designation: Environmental Team Leader

Signature:

Date: 27/10/2014

The copyright of this document is owned by MateriaLab Consultants Ltd. It may not be reproduced except with prior written approval from the Company.

MATERIALAB CONSULTANTS LIMITED
Fugro Development Centre,
5 Lok Yi Street,
17 M.S. Castle Peak Road,
Tai Lam, Tuen Mun, N.T., Hong Kong.
Tel : (852)-24508238
Fax : (852)-24508032
Email : mcl@fugro.com.hk

Interim Notification of Environmental Quality Limits Exceedances
24hr Water Quality Monitoring

Incident Report on Action Level or Limit Level Non-compliance

Reference No.:	20140927/24/SR9
Project:	CV/2013/04 - Providing Sufficient Water Depth for Kwai Tsing Container Basin and its Approach Channel
Date:	27/09/2014 – 28/09/2014
Time:	27/09/2014 00:00 – 28/09/2014 23:55
Monitoring Location:	SR9 – Cheung Sha Wan FCZ
	Turbidity
Action Level / Limit Level:	2.8 / 4.7 (6 consecutive monitoring data exceedance)
Measured Level:	Twenty four (24) AL Exceedances: 27/9: 3:45 – 4:10 (1), 7:45 – 9:10 (3), 9:30 – 10:55 (3), 11:40 – 12:05 (1), 12:35 – 13:30 (2), 18:15 – 18:40 (1) 28/9: 8:15 – 8:40 (1), 10:00 – 15:55 (12)
Action taken / to be taken:	Silt curtain and dredging rate were inspected and confirmed in a proper condition during the period. Monitoring equipment is checked and confirmed without problem.
Possible reason for Action or Limit Level Non-compliance:	Turbidity At flood tide, SR9 was situated at upstream of the Project, the water quality would not be affected by the construction. Routine impact monitoring was carried out on 27/9. At flood tide of routine impact monitoring on 27/9, Turbidity at C3 was 6.8 NTU while at ebb tide of routine impact monitoring on 27/9, Turbidity at C1 was 7.3 NTU. The readings were higher than the Limit Level of SR9, indicating the background Turbidity was high during monitoring period. At ebb tide of routine impact monitoring on 27/9, Turbidity at G1 (upstream) was 7.2 NTU while 5.3 NTU was recorded at G6 (downstream), no increasing trend of Turbidity was shown across the Project. The exceedance was not considered due to the project. The exceedance may be caused by influences in the vicinity of the station or changes in ambient conditions.
Remarks:	Dredging works conducted at Portion A and Portion E of the Project. According to Contractor, dredged rate (in-situ) at Portion A on 27/9 and 28/9 were 3231 m^3/day and 2692 m^3/day respectively, while dredged rate (in-situ) at Portion E on 27/9 and 28/9 were 3000 m^3/day and 2500 m^3/day respectively. Ebb tide: 26/9 22:27 – 27/9 04:50, 27/9 11:24 – 27/9 16:55, 27/9 23:00 – 28/9 05:30, 28/9 12:09 – 28/9 17:25 Flood tide: 27/9 04:50 – 27/9 11:24, 27/9 16:55 – 27/9 23:00, 28/9 05:30 – 28/9 12:09, 28/9 17:25 – 28/9 23:34

Certified by: Colin Yung
Designation: Environmental Team Leader
Signature:

Date: 27/10/2014

The copyright of this document is owned by MaterialLab Consultants Ltd. It may not be reproduced except with prior written approval from the Company.

MATERIALAB CONSULTANTS LIMITED
Fugro Development Centre,
5 Lok Yi Street,
17 M.S. Castle Peak Road,
Tai Lam, Tuen Mun, N.T., Hong Kong.
Tel : (852)-24508238
Fax : (852)-24508032
Email : mcl@fugro.com.hk

MaterialLab

Interim Notification of Environmental Quality Limits Exceedances
24hr Water Quality Monitoring

Incident Report on Action Level or Limit Level Non-compliance

Reference No.:	20140927/24/SR10
Project:	CV/2013/04 - Providing Sufficient Water Depth for Kwai Tsing Container Basin and its Approach Channel
Date:	27/09/2014 – 28/09/2014
Time:	27/09/2014 00:00 – 28/09/2014 23:55
Monitoring Location:	SR10 – Lo Tik Wan FCZ
Dissolved Oxygen	
Action Level / Limit Level:	6.12 / 5.97 (6 consecutive monitoring data exceedance)
Measured Level:	Three (3) AL Exceedances: 28/9: 15:50 – 16:15 (1), 16:55 – 17:50 (2) Ninety three (93) LL Exceedances: 28/9: (26/9) 23:50 – (28/9) 15:45 (80), 16:25 – 16:50 (1) 17:55 – 23:50 (12)
Turbidity	
Action Level / Limit Level:	2.8 / 4.7 (6 consecutive monitoring data exceedance)
Measured Level:	Forty three (43) AL Exceedances: 27/9: 0:10 – 0:35 (7), 5:15 – 6:40 (3), 9:05 – 11:30 (5), 12:10 – 14:05 (4), 17:30 – 17:55 (1), 18:50 – 19;15 (1), 20:15 – 20:40 (1), 21:05 – 22:00 (2), 22:40 – 23:05 (1) 28/9: (27/9) 23:45 – (28/9) 1:10 (3), 1:45 – 2:10 (1), 5:20 – 7:15 (4), 9:20 – 13:45 (9), 21;10 – 21:35 (1) Eleven (11) LL Exceedances: 27/9: (26/9) 23:40 – (27/9) 0:05 (1), 3;35 – 4:20 (1), 4:45 – 5:10 (1), 11:40 – 12:05 (1), 22:10 – 22:35 (1), 23:15 – 23:40 (1) 28/9: 2:20 – 2:45 (1), 3:15 – 4:10 (2), 4:20 – 5:15 (2)
Action taken / to be taken:	Silt curtain and dredging rate were inspected and confirmed in a proper condition during the period. Monitoring equipment is checked and confirmed without problem.
Possible reason for Action or Limit Level Non-compliance:	Dissolved Oxygen At flood tide, SR10 was situated at upstream of the Project, the water quality would not be affected by the construction. Routine impact monitoring was carried out on 27/9. At flood tide of routine impact monitoring on 27/9, DO (S&M) at C2 was 5.04 mg/L while at ebb tide of routine impact monitoring on 27/9, DO (S&M) at C1 was 4.90 mg/L. The readings were lower than the Limit Level of SR10, indicating the background DO was low during monitoring period. The exceedance was not considered due to the project. The exceedance may be caused by influences in the vicinity of the station or changes in ambient conditions. Turbidity At flood tide, SR10 was situated at upstream of the Project, the water quality would not be affected by the construction. Routine impact monitoring was carried out on 27/9. At flood tide of routine impact monitoring on 27/9, Turbidity at C3 was 6.8 NTU while at ebb tide of routine impact monitoring on 27/9, Turbidity at C1 was 7.3 NTU. The readings were higher than the Limit Level of SR10, indicating the background Turbidity was high during monitoring period. At ebb tide of routine impact monitoring on 27/9, Turbidity at G1 (upstream)

The copyright of this document is owned by MaterialLab Consultants Ltd. It may not be reproduced except with prior written approval from the Company.

MATERIALAB CONSULTANTS LIMITED
Fugro Development Centre,
5 Lok Yi Street,
17 M.S. Castle Peak Road,
Tai Lam, Tuen Mun, N.T., Hong Kong.
Tel : (852)-24508238
Fax : (852)-24508032
Email : mcl@fugro.com.hk

	was 7.2 NTU while 5.3 NTU was recorded at G6 (downstream), no increasing trend of Turbidity was shown across the Project. The exceedance was not considered due to the project. The exceedance may be caused by influences in the vicinity of the station or changes in ambient conditions.
Remarks:	Dredging works conducted at Portion A and Portion E of the Project. According to Contractor, dredged rate (in-situ) at Portion A on 27/9 and 28/9 were 3231 m^3/day and 2692 m^3/day respectively, while dredged rate (in-situ) at Portion E on 27/9 and 28/9 were 3000 m^3/day and 2500 m^3/day respectively. Ebb tide: 26/9 22:27 – 27/9 04:50, 27/9 11:24 – 27/9 16:55, 27/9 23:00 – 28/9 05:30, 28/9 12:09 – 28/9 17:25 Flood tide: 27/9 04:50 – 27/9 11:24, 27/9 16:55 – 27/9 23:00, 28/9 05:30 – 28/9 12:09, 28/9 17:25 – 28/9 23:34

Certified by: Colin Yung
Designation: Environmental Team Leader
Signature:

Date: 27/10/2014

The copyright of this document is owned by MateriaLab Consultants Ltd. It may not be reproduced except with prior written approval from the Company.

MATERIALAB CONSULTANTS LIMITED
Fugro Development Centre,
5 Lok Yi Street,
17 M.S. Castle Peak Road,
Tai Lam, Tuen Mun, N.T., Hong Kong.
Tel : (852)-24508238
Fax : (852)-24508032
Email : mcl@fugro.com.hk

MaterialLab

Interim Notification of Environmental Quality Limits Exceedances
24hr Water Quality Monitoring

Incident Report on Action Level or Limit Level Non-compliance

Reference No.:	20140927/24/SR11
Project:	CV/2013/04 - Providing Sufficient Water Depth for Kwai Tsing Container Basin and its Approach Channel
Date:	27/09/2014 – 28/09/2014
Time:	27/09/2014 00:00 – 28/09/2014 23:55
Monitoring Location:	SR11 – Sok Kwu Wan FCZ
Dissolved Oxygen	
Action Level / Limit Level:	6.12 / 5.97 (6 consecutive monitoring data exceedance)
Measured Level:	Ninety five (95) LL Exceedances: (26/9) 23:55 – (27/9) 9:20 (19), (27/9) 9:55 – (28/9) 23:50 (76)
Turbidity	
Action Level / Limit Level:	2.8 / 4.7 (6 consecutive monitoring data exceedance)
Measured Level:	One (1) AL Exceedance: 27/9: 7:20 – 7:45 (1)
Action taken / to be taken:	Silt curtain and dredging rate were inspected and confirmed in a proper condition during the period. Monitoring equipment is checked and confirmed without problem.
Possible reason for Action or Limit Level Non-compliance:	Dissolved Oxygen At flood tide, SR11 was situated at upstream of the Project, the water quality would not be affected by the construction. Routine impact monitoring was carried out on 27/9. At flood tide of routine impact monitoring on 27/9, DO (S&M) at C2 was 5.04 mg/L while at ebb tide of routine impact monitoring on 27/9, DO (S&M) at C1 was 4.90 mg/L. The readings were lower than the Limit Level of SR11, indicating the background DO was low during monitoring period. The exceedance was not considered due to the project. The exceedance may be caused by influences in the vicinity of the station or changes in ambient conditions. Turbidity One exceedance case was found at flood tide, when SR11 was situated at upstream of the Project, the water quality would not be affected by the construction. Routine impact monitoring was carried out on 27/9. At flood tide of routine impact monitoring on 27/9, Turbidity at C3 was 6.8 NTU. The reading was higher than the Limit Level of SR11, indicating the background Turbidity was high during monitoring period. The exceedance was not considered due to the project. The exceedance may be caused by influences in the vicinity of the station or changes in ambient conditions.

The copyright of this document is owned by MateriaLab Consultants Ltd. It may not be reproduced except with prior written approval from the Company.

MATERIALAB CONSULTANTS LIMITED
Fugro Development Centre,
5 Lok Yi Street,
17 M.S. Castle Peak Road,
Tai Lam, Tuen Mun, N.T., Hong Kong.
Tel : (852)-24508238
Fax : (852)-24508032
Email : mcl@fugro.com.hk

Remarks:	Dredging works conducted at Portion A and Portion E of the Project. According to Contractor, dredged rate (in-situ) at Portion A on 27/9 and 28/9 were 3231 m^3/day and 2692 m^3/day respectively, while dredged rate (in-situ) at Portion E on 27/9 and 28/9 were 3000 m^3/day and 2500 m^3/day respectively. Ebb tide: 26/9 22:27 – 27/9 04:50, 27/9 11:24 – 27/9 16:55, 27/9 23:00 – 28/9 05:30, 28/9 12:09 – 28/9 17:25 Flood tide: 27/9 04:50 – 27/9 11:24, 27/9 16:55 – 27/9 23:00, 28/9 05:30 – 28/9 12:09, 28/9 17:25 – 28/9 23:34

Certified by: Colin Yung
Designation: Environmental Team Leader
Signature:

Date: 27/10/2014

The copyright of this document is owned by MateriaLab Consultants Ltd. It may not be reproduced except with prior written approval from the Company.

MATERIALAB CONSULTANTS LIMITED
Fugro Development Centre,
5 Lok Yi Street,
17 M.S. Castle Peak Road,
Tai Lam, Tuen Mun, N.T., Hong Kong.
Tel : (852)-24508238
Fax : (852)-24508032
Email : mcl@fugro.com.hk

Interim Notification of Environmental Quality Limits Exceedances
24hr Water Quality Monitoring

Incident Report on Action Level or Limit Level Non-compliance

Reference No.:	20140927/24/SR12
Project:	CV/2013/04 - Providing Sufficient Water Depth for Kwai Tsing Container Basin and its Approach Channel
Date:	27/09/2014 – 28/09/2014
Time:	27/09/2014 00:00 – 28/09/2014 23:55
Monitoring Location:	SR12 – Tsing Yi, WSD Flushing Water Intake
	Turbidity
Action Level / Limit Level:	10 / 10 (6 consecutive monitoring data exceedance)
Measured Level:	Two (2) LL Exceedances: 28/9: 3:11 – 3:36 (1), 8:16 – 8:41 (1)
Action taken / to be taken:	Silt curtain and dredging rate were inspected and confirmed in a proper condition during the period. Monitoring equipment is checked and confirmed without problem.
Possible reason for Action or Limit Level Non-compliance:	Turbidity Routine impact monitoring was carried out on 27/9. At flood tide of routine impact monitoring on 27/9, Turbidity at G6 (upstream) was 7.9 NTU while 6.6 NTU was recorded at G1 (downstream), no increasing trend of Turbidity was shown across the Project. The exceedance was not considered due to the project. The exceedance may be caused by influences in the vicinity of the station or changes in ambient conditions.
Remarks:	Dredging works conducted at Portion A and Portion E of the Project. According to Contractor, dredged rate (in-situ) at Portion A on 27/9 and 28/9 were 3231 m^3/day and 2692 m^3/day respectively, while dredged rate (in-situ) at Portion E on 27/9 and 28/9 were 3000 m^3/day and 2500 m^3/day respectively. Ebb tide: 26/9 22:27 – 27/9 04:50, 27/9 11:24 – 27/9 16:55, 27/9 23:00 – 28/9 05:30, 28/9 12:09 – 28/9 17:25 Flood tide: 27/9 04:50 – 27/9 11:24, 27/9 16:55 – 27/9 23:00, 28/9 05:30 – 28/9 12:09, 28/9 17:25 – 28/9 23:34

Certified by: Colin Yung
Designation: Environmental Team Leader

Signature:

Date: 27/10/2014

The copyright of this document is owned by MateriaLab Consultants Ltd. It may not be reproduced except with prior written approval from the Company.

MATERIALAB CONSULTANTS LIMITED
Fugro Development Centre,
5 Lok Yi Street,
17 M.S. Castle Peak Road,
Tai Lam, Tuen Mun, N.T., Hong Kong.
Tel : (852)-24508238
Fax : (852)-24508032
Email : mcl@fugro.com.hk

MaterialLab

Interim Notification of Environmental Quality Limits Exceedances
24hr Water Quality Monitoring

Incident Report on Action Level or Limit Level Non-compliance

Reference No.:	20140927/24/SR13
Project:	CV/2013/04 - Providing Sufficient Water Depth for Kwai Tsing Container Basin and its Approach Channel
Date:	27/09/2014 – 28/09/2014
Time:	27/09/2014 00:00 – 28/09/2014 23:55
Monitoring Location:	SR13 – EMSD Cooling Water Intake for Kwai Chung Hospital
Dissolved Oxygen	
Action Level / Limit Level:	5.28 / 5.22 (6 consecutive monitoring data exceedance)
Measured Level:	Ninety six (96) LL Exceedances: (26/9) 23:35 – (28/9) 23:30 (96)
Action taken / to be taken:	Silt curtain and dredging rate were inspected and confirmed in a proper condition during the period. Monitoring equipment is checked and confirmed without problem.
Possible reason for Action or Limit Level Non-compliance:	Dissolved Oxygen The first occurrence of exceedance case was found at ebb tide, when SR13 was situated at upstream of the Project, the water quality would not be affected by the construction. Routine impact monitoring was carried out on 27/9. At flood tide of routine impact monitoring on 27/9, DO (S&M) at C2 was 5.04 mg/L while at ebb tide of routine impact monitoring on 27/9, DO (S&M) at C1 was 4.90 mg/L. The readings were lower than the Limit Level of SR13, indicating the background DO was low during monitoring period. The exceedance was not considered due to the project. The exceedance may be caused by influences in the vicinity of the station or changes in ambient conditions.
Remarks:	Dredging works conducted at Portion A and Portion E of the Project. According to Contractor, dredged rate (in-situ) at Portion A on 27/9 and 28/9 were 3231 m^3/day and 2692 m^3/day respectively, while dredged rate (in-situ) at Portion E on 27/9 and 28/9 were 3000 m^3/day and 2500 m^3/day respectively. Ebb tide: 26/9 22:27 – 27/9 04:50, 27/9 11:24 – 27/9 16:55, 27/9 23:00 – 28/9 05:30, 28/9 12:09 – 28/9 17:25 Flood tide: 27/9 04:50 – 27/9 11:24, 27/9 16:55 – 27/9 23:00, 28/9 05:30 – 28/9 12:09, 28/9 17:25 – 28/9 23:34

Certified by: Colin Yung
Designation: Environmental Team Leader

Signature:

Date: 27/10/2014

The copyright of this document is owned by MaterialLab Consultants Ltd. It may not be reproduced except with prior written approval from the Company.

Station	Timestamp	Temp (° C)	DO (%)	DO (mg/L)	Tur (NTU)	Station	Timestamp	Temp (° C)	DO (%)	DO (mg/L)	Tur (NTU)	Station	Timestamp	Temp (° C)	DO (%)	DO (mg/L)	Tur (NTU)	Station	Timestamp	Temp (°C)	DO (%)	DO (mg/L)	Tur (NTU)
SR4	27/9/2014 0:01	29.11	83.3	5.61	2.6	SR4	27/9/2014 6:01	28.92	83.7	5.69	4.3	SR4	27/9/2014 12:01	29.15	83.4	5.62	4.1	SR4	27/9/2014 18:01	29.48	83.9	5.63	3.4
SR4	27/9/2014 0:06	29.10	83.1	5.60	2.5	SR4	27/9/2014 6:06	28.93	82.9	5.62	4.2	SR4	27/9/2014 12:06	29.13	83.4	5.62	4.4	SR4	27/9/2014 18:06	29.49	83.7	5.62	3.2
SR4	27/9/2014 0:11	29.10	82.7	5.57	2.5	SR4	27/9/2014 6:11	28.92	83.6	5.69	4.2	SR4	27/9/2014 12:11	29.22	84.6	5.70	3.0	SR4	27/9/2014 18:11	29.50	84.9	5.71	3.3
SR4	27/9/2014 0:16	29.10	81.5	5.49	2.1	SR4	27/9/2014 6:16	28.92	82.9	5.64	3.9	SR4	27/9/2014 12:16	29.25	85.0	5.72	3.4	SR4	27/9/2014 18:16	29.52	84.8	5.70	3.2
SR4	27/9/2014 0:21	29.09	81.7	5.50	2.2	SR4	27/9/2014 6:21	28.92	83.0	5.65	4.0	SR4	27/9/2014 12:21	29.23	84.6	5.69	3.2	SR4	27/9/2014 18:21	29.52	85.4	5.74	3.7
SR4	27/9/2014 0:26	29.10	82.8	5.58	2.3	SR4	27/9/2014 6:26	28.92	84.2	5.72	4.1	SR4	27/9/2014 12:26	29.24	84.3	5.68	2.9	SR4	27/9/2014 18:26	29.52	84.2	5.67	2.9
SR4	27/9/2014 0:31	29.16	83.4	5.62	2.5	SR4	27/9/2014 6:31	28.92	83.9	5.71	4.0	SR4	27/9/2014 12:31	29.49	86.4	5.79	2.5	SR4	27/9/2014 18:31	29.53	84.5	5.68	2.8
SR4	27/9/2014 0:36	29.22	83.2	5.59	2.1	SR4	27/9/2014 6:36	28.92	82.5	5.61	3.9	SR4	27/9/2014 12:36	29.61	86.8	5.81	2.8	SR4	27/9/2014 18:36	29.53	85.4	5.75	3.2
SR4	27/9/2014 0:41	29.17	83.4	5.61	2.2	SR4	27/9/2014 6:41	28.92	82.2	5.59	3.7	SR4	27/9/2014 12:41	29.56	86.1	5.77	2.3	SR4	27/9/2014 18:41	29.53	85.8	5.78	3.1
SR4	27/9/2014 0:46	29.14	82.9	5.58	2.2	SR4	27/9/2014 6:46	28.96	83.4	5.68	3.8	SR4	27/9/2014 12:46	29.51	85.7	5.75	2.4	SR4	27/9/2014 18:46	29.54	85.8	5.76	3.5
SR4	27/9/2014 0:51	29.13	83.2	5.60	2.2	SR4	27/9/2014 6:51	28.95	82.2	5.59	3.9	SR4	27/9/2014 12:51	29.52	85.7	5.76	2.6	SR4	27/9/2014 18:51	29.56	85.9	5.78	3.2
SR4	27/9/2014 0:56	29.13	83.0	5.59	2.1	SR4	27/9/2014 6:56	28.95	83.1	5.64	3.8	SR4	27/9/2014 12:56	29.43	85.2	5.73	3.4	SR4	27/9/2014 18:56	29.56	85.9	5.78	3.3
SR4	27/9/2014 1:01	29.13	81.7	5.50	2.4	SR4	27/9/2014 7:01	28.93	81.3	5.53	3.6	SR4	27/9/2014 13:01	29.54	85.7	5.75	2.4	SR4	27/9/2014 19:01	29.54	85.5	5.76	4.7
SR4	27/9/2014 1:06	29.13	80.1	5.39	2.0	SR4	27/9/2014 7:06	28.95	83.0	5.64	6.5	SR4	27/9/2014 13:06	29.48	85.2	5.72	2.2	SR4	27/9/2014 19:06	29.56	86.0	5.79	4.0
SR4	27/9/2014 1:11	29.13	82.4	5.55	2.1	SR4	27/9/2014 7:11	28.95	83.0	5.63	6.8	SR4	27/9/2014 13:11	29.46	85.6	5.74	3.0	SR4	27/9/2014 19:11	29.55	85.9	5.76	4.7
SR4	27/9/2014 1:16	29.13	81.5	5.49	2.0	SR4	27/9/2014 7:16	28.95	82.2	5.57	5.8	SR4	27/9/2014 13:16	29.54	86.1	5.77	2.7	SR4	27/9/2014 19:16	29.40	84.9	5.71	7.0
SR4	27/9/2014 1:21	29.09	81.3	5.47	1.9	SR4	27/9/2014 7:21	28.96	82.9	5.63	3.6	SR4	27/9/2014 13:21	29.51	85.6	5.74	2.4	SR4	27/9/2014 19:21	29.44	83.5	5.61	7.8
SR4	27/9/2014 1:26	29.07	81.5	5.49	2.0	SR4	27/9/2014 7:26	28.94	82.2	5.56	8.0	SR4	27/9/2014 13:26	29.63	86.0	5.76	2.2	SR4	27/9/2014 19:26	29.39	84.4	5.67	6.8
SR4	27/9/2014 1:31	29.08	81.1	5.47	2.5	SR4	27/9/2014 7:31	28.94	83.0	5.62	8.6	SR4	27/9/2014 13:31	29.57	85.8	5.74	5.1	SR4	27/9/2014 19:31	29.38	83.7	5.63	7.2
SR4	27/9/2014 1:36	29.10	80.8	5.44	2.3	SR4	27/9/2014 7:36	28.94	82.8	5.59	8.3	SR4	27/9/2014 13:36	29.59	86.0	5.76	2.2	SR4	27/9/2014 19:36	29.35	83.5	5.61	6.4
SR4	27/9/2014 1:41	29.10	76.9	5.16	2.0	SR4	27/9/2014 7:41	28.93	81.7	5.52	7.2	SR4	27/9/2014 13:41	29.63	86.3	5.77	2.0	SR4	27/9/2014 19:41	29.34	83.9	5.64	6.0
SR4	27/9/2014 1:46	29.10	77.2	5.18	2.2	SR4	27/9/2014 7:46	28.92	81.9	5.51	9.6	SR4	27/9/2014 13:46	29.64	85.4	5.71	2.2	SR4	27/9/2014 19:46	29.32	83.7	5.62	5.6
SR4	27/9/2014 1:51	29.08	79.0	5.30	3.7	SR4	27/9/2014 7:51	28.92	81.4	5.48	8.7	SR4	27/9/2014 13:51	29.62	85.4	5.72	2.1	SR4	27/9/2014 19:51	29.30	83.5	5.61	6.0
SR4	27/9/2014 1:56	29.06	79.4	5.32	4.1	SR4	27/9/2014 7:56	28.93	81.2	5.47	7.3	SR4	27/9/2014 13:56	29.58	84.7	5.67	2.4	SR4	27/9/2014 19:56	29.29	83.1	5.59	6.4
SR4	27/9/2014 2:01	29.05	79.4	5.31	4.9	SR4	27/9/2014 8:01	28.97	82.2	5.54	5.7	SR4	27/9/2014 14:01	29.61	84.5	5.66	1.9	SR4	27/9/2014 20:01	29.28	83.1	5.59	6.8
SR4	27/9/2014 2:06	29.05	80.1	5.36	4.4	SR4	27/9/2014 8:06	28.92	81.5	5.48	7.1	SR4	27/9/2014 14:06	29.61	84.9	5.68	2.6	SR4	27/9/2014 20:06	29.27	83.3	5.60	7.2
SR4	27/9/2014 2:11	29.06	79.2	5.30	4.4	SR4	27/9/2014 8:11	28.92	81.4	5.48	6.2	SR4	27/9/2014 14:11	29.62	85.2	5.70	2.5	SR4	27/9/2014 20:11	29.27	82.8	5.56	7.2
SR4	27/9/2014 2:16	29.06	79.9	5.35	4.5	SR4	27/9/2014 8:16	28.92	82.0	5.53	6.0	SR4	27/9/2014 14:16	29.61	84.4	5.65	2.0	SR4	27/9/2014 20:16	29.27	82.4	5.54	6.2
SR4	27/9/2014 2:21	29.09	79.1	5.30	3.2	SR4	27/9/2014 8:21	28.94	82.9	5.56	7.5	SR4	27/9/2014 14:21	29.62	85.1	5.70	2.2	SR4	27/9/2014 20:21	29.27	83.1	5.58	5.8
SR4	27/9/2014 2:26	29.06	78.9	5.29	4.9	SR4	27/9/2014 8:26	28.92	82.1	5.53	7.3	SR4	27/9/2014 14:26	29.65	85.4	5.72	1.9	SR4	27/9/2014 20:26	29.27	83.3	5.60	6.3
SR4	27/9/2014 2:31	29.05	78.0	5.22	4.1	SR4	27/9/2014 8:31	28.92	81.1	5.47	8.5	SR4	27/9/2014 14:31	29.53	81.6	5.47	3.3	SR4	27/9/2014 20:31	29.20	82.4	5.54	9.3
SR4	27/9/2014 2:36	29.04	77.3	5.19	4.6	SR4	27/9/2014 8:36	28.92	81.6	5.47	**10.3**	SR4	27/9/2014 14:36	29.55	83.3	5.57	2.7	SR4	27/9/2014 20:36	29.17	82.2	5.53	9.9
SR4	27/9/2014 2:41	29.03	80.3	5.37	6.2	SR4	27/9/2014 8:41	28.92	81.4	5.48	**10.7**	SR4	27/9/2014 14:41	29.59	84.6	5.63	2.7	SR4	27/9/2014 20:41	29.18	82.4	5.54	**11.0**
SR4	27/9/2014 2:46	29.03	80.2	5.39	6.4	SR4	27/9/2014 8:46	28.91	81.0	5.45	**10.5**	SR4	27/9/2014 14:46	29.20	81.0	5.45	5.7	SR4	27/9/2014 20:46	29.17	82.1	5.52	**11.4**
SR4	27/9/2014 2:51	29.08	79.2	5.32	2.9	SR4	27/9/2014 8:51	28.91	81.0	5.45	**10.2**	SR4	27/9/2014 14:51	29.62	84.3	5.64	2.3	SR4	27/9/2014 20:51	29.14	81.7	5.50	**12.4**
SR4	27/9/2014 2:56	29.07	78.5	5.28	2.7	SR4	27/9/2014 8:56	28.91	80.9	5.44	**11.7**	SR4	27/9/2014 14:56	29.59	82.7	5.52	2.4	SR4	27/9/2014 20:56	29.14	81.2	5.46	**10.1**
SR4	27/9/2014 3:01	29.06	78.0	5.25	3.1	SR4	27/9/2014 9:01	28.91	80.9	5.44	9.9	SR4	27/9/2014 15:01	29.22	80.1	5.39	5.4	SR4	27/9/2014 21:01	29.14	81.6	5.49	**12.4**
SR4	27/9/2014 3:06	29.06	77.6	5.22	3.1	SR4	27/9/2014 9:06	28.92	80.8	5.44	8.9	SR4	27/9/2014 15:06	29.55	83.5	5.58	3.1	SR4	27/9/2014 21:06	29.14	81.6	5.49	**10.3**
SR4	27/9/2014 3:11	29.05	78.3	5.27	4.9	SR4	27/9/2014 9:11	28.91	80.9	5.44	**10.8**	SR4	27/9/2014 15:11	29.20	79.8	5.36	5.9	SR4	27/9/2014 21:11	29.13	81.4	5.47	9.8
SR4	27/9/2014 3:16	29.02	77.8	5.22	5.3	SR4	27/9/2014 9:16	28.91	80.5	5.42	**11.4**	SR4	27/9/2014 15:16	29.18	80.2	5.38	5.8	SR4	27/9/2014 21:16	29.12	81.0	5.45	8.2
SR4	27/9/2014 3:21	28.99	78.3	5.26	8.5	SR4	27/9/2014 9:21	28.91	80.9	5.44	**11.9**	SR4	27/9/2014 15:21	29.55	81.4	5.43	2.1	SR4	27/9/2014 21:21	29.12	81.3	5.47	**10.4**
SR4	27/9/2014 3:26	29.00	76.5	5.14	5.2	SR4	27/9/2014 9:26	28.91	80.6	5.41	**14.1**	SR4	27/9/2014 15:26	29.45	80.0	5.34	2.8	SR4	27/9/2014 21:26	29.12	81.0	5.45	8.9
SR4	27/9/2014 3:31	29.02	77.6	5.20	3.9	SR4	27/9/2014 9:31	28.91	80.8	5.42	**12.2**	SR4	27/9/2014 15:31	29.33	80.1	5.35	4.9	SR4	27/9/2014 21:31	29.10	81.2	5.46	8.7
SR4	27/9/2014 3:36	29.05	76.7	5.13	3.2	SR4	27/9/2014 9:36	28.90	80.5	5.41	**11.2**	SR4	27/9/2014 15:36	29.36	79.9	5.34	3.7	SR4	27/9/2014 21:36	29.10	81.1	5.46	8.0
SR4	27/9/2014 3:41	29.05	77.1	5.17	4.4	SR4	27/9/2014 9:41	28.91	80.6	5.42	**10.3**	SR4	27/9/2014 15:41	29.40	81.1	5.42	4.3	SR4	27/9/2014 21:41	29.08	80.9	5.43	**10.6**
SR4	27/9/2014 3:46	29.06	76.3	5.11	3.1	SR4	27/9/2014 9:46	28.91	80.5	5.41	9.6	SR4	27/9/2014 15:46	29.35	80.5	5.39	4.5	SR4	27/9/2014 21:46	29.07	80.8	5.43	9.9
SR4	27/9/2014 3:51	29.05	77.1	5.16	3.4	SR4	27/9/2014 9:51	28.90	80.0	5.38	**11.9**	SR4	27/9/2014 15:51	29.51	82.9	5.55	3.7	SR4	27/9/2014 21:51	29.07	80.7	5.42	8.5
SR4	27/9/2014 3:56	29.04	77.6	5.20	3.2	SR4	27/9/2014 9:56	28.90	80.2	5.39	**10.4**	SR4	27/9/2014 15:56	29.32	80.8	5.43	5.9	SR4	27/9/2014 21:56	29.07	80.7	5.41	8.8
SR4	27/9/2014 4:01	29.04	77.0	5.14	2.9	SR4	27/9/2014 10:01	28.90	79.9	5.37	**10.1**	SR4	27/9/2014 16:01	29.35	78.9	5.29	4.4	SR4	27/9/2014 22:01	29.08	81.1	5.45	8.2
SR4	27/9/2014 4:06	29.04	76.5	5.12	2.8	SR4	27/9/2014 10:06	28.91	79.9	5.37	8.1	SR4	27/9/2014 16:06	29.37	82.0	5.50	4.0	SR4	27/9/2014 22:06	29.08	81.0	5.44	9.8
SR4	27/9/2014 4:11	29.03	76.9	5.15	3.6	SR4	27/9/2014 10:11	28.92	80.7	5.43	6.0	SR4	27/9/2014 16:11	29.35	81.6	5.48	3.6	SR4	27/9/2014 22:11	29.10	80.6	5.41	5.2
SR4	27/9/2014 4:16	29.01	78.2	5.24	3.4	SR4	27/9/2014 10:16	28.98	80.9	5.44	4.9	SR4	27/9/2014 16:16	29.31	81.5	5.47	5.5	SR4	27/9/2014 22:16	29.16	81.8	5.49	4.6
SR4	27/9/2014 4:21	28.99	79.0	5.29	3.6	SR4	27/9/2014 10:21	28.95	80.3	5.41	5.1	SR4	27/9/2014 16:21	29.29	81.5	5.47	5.2	SR4	27/9/2014 22:21	29.17	82.2	5.53	4.5
SR4	27/9/2014 4:26	28.98	78.0	5.23	3.2	SR4	27/9/2014 10:26	28.95	80.7	5.43	6.2	SR4	27/9/2014 16:26	29.29	81.0	5.44	4.4	SR4	27/9/2014 22:26	29.19	82.3	5.53	3.9
SR4	27/9/2014 4:31	28.98	75.5	5.07	2.7	SR4	27/9/2014 10:31	28.98	80.8	5.44	4.9	SR4	27/9/2014 16:31	29.32	84.7	5.68	4.3	SR4	27/9/2014 22:31	29.19	82.2	5.53	3.6
SR4	27/9/2014 4:36	28.93	76.9	5.18	3.0	SR4	27/9/2014 10:36	29.00	81.1	5.45	4.3	SR4	27/9/2014 16:36	29.35	83.5	5.60	3.2	SR4	27/9/2014 22:36	29.19	82.7	5.55	4.0
SR4	27/9/2014 4:41	28.92	78.4	5.28	3.5	SR4	27/9/2014 10:41	29.04	82.4	5.55	3.7	SR4	27/9/2014 16:41	29.42	83.5	5.60	3.1	SR4	27/9/2014 22:41	29.17	83.2	5.59	3.9
SR4	27/9/2014 4:46	28.89	80.4	5.43	4.2	SR4	27/9/2014 10:46	29.01	82.6	5.56	5.2	SR4	27/9/2014 16:46	29.42	83.4	5.60	3.7	SR4	27/9/2014 22:46	29.20	82.8	5.56	3.9
SR4	27/9/2014 4:51	28.90	80.1	5.41	4.0	SR4	27/9/2014 10:51	29.04	82.9	5.58	3.9	SR4	27/9/2014 16:51	29.42	82.5	5.54	3.1	SR4	27/9/2014 22:51	29.21	83.2	5.59	3.6
SR4	27/9/2014 4:56	28.90	80.1	5.42	4.9	SR4	27/9/2014 10:56	29.08	83.3	5.61	3.9	SR4	27/9/2014 16:56	29.46	82.7	5.55	3.3	SR4	27/9/2014 22:56	29.21	83.2	5.59	3.3
SR4	27/9/2014 5:01	28.91	81.2	5.49	4.0	SR4	27/9/2014 11:01	29.13	83.8	5.64	3.8	SR4	27/9/2014 17:01	29.44	82.8	5.56	4.0	SR4	27/9/2014 23:01	29.23	82.9	5.56	4.1
SR4	27/9/2014 5:06	28.89	82.2	5.57	4.0	SR4	27/9/2014 11:06	29.13	84.6	5.70	3.4	SR4	27/9/2014 17:06	29.44	83.2	5.57	3.9	SR4	27/9/2014 23:06	29.22	82.3	5.53	4.0
SR4	27/9/2014 5:11	28.89	81.7	5.53	4.2	SR4	27/9/2014 11:11	29.08	83.2	5.61	3.7	SR4	27/9/2014 17:11	29.47	84.2	5.65	3.8	SR4	27/9/2014 23:11	29.23	82.5	5.55	3.5
SR4	27/9/2014 5:16	28.90	82.4	5.58	4.5	SR4	27/9/2014 11:16	29.07	83.5	5.64	3.9	SR4	27/9/2014 17:16	29.46	83.4	5.59	3.5	SR4	27/9/2014 23:16	29.20	83.1	5.60	3.2
SR4	27/9/2014 5:21	28.90	82.7	5.60	4.0	SR4	27/9/2014 11:21	29.08	83.9	5.66	3.6	SR4	27/9/2014 17:21	29.53	83.5	5.60	3.4	SR4	27/9/2014 23:21	29.20	83.2	5.61	2.9
SR4	27/9/2014 5:26	28.89	82.5	5.59	3.9	SR4	27/9/2014 11:26	29.06	83.6	5.64	3.7	SR4	27/9/2014 17:26	29.52	83.1	5.57	3.2	SR4	27/9/2014 23:26	29.20	82.9	5.60	2.9
SR4	27/9/2014 5:31	28.89	82.0	5.55	3.7	SR4	27/9/2014 11:31	29.07	83.8	5.65	4.6	SR4	27/9/2014 17:31	29.50	83.2	5.58	4.7	SR4	27/9/2014 23:31	29.18	82.1	5.54	3.2
SR4	27/9/2014 5:36	28.90	81.9	5.53	3.8	SR4	27/9/2014 11:36	29.05	83.0	5.60	6.9	SR4	27/9/2014 17:36	29.49	82.9	5.56	4.6	SR4	27/9/2014 23:36	29.13	83.6	5.65	2.7
SR4	27/9/2014 5:41	28.91	82.2	5.57	4.3	SR4	27/9/2014 11:41	29.04	82.4	5.56	7.3	SR4	27/9/2014 17:41	29.49	83.9	5.62	4.2	SR4	27/9/2014 23:41	29.15	83.7	5.66	3.2
SR4	27/9/2014 5:46	28.92	83.4	5.66	4.5	SR4	27/9/2014 11:46	29.25	85.2	5.74	2.9	SR4	27/9/2014 17:46	29.48	83.2	5.59	3.6	SR4	27/9/2014 23:46	29.15	83.1	5.61	2.8
SR4	27/9/2014 5:51	28.92	82.9	5.63	4.1	SR4	27/9/2014 11:51	29.22	84.8	5.71	3.3	SR4	27/9/2014 17:51	29.48	83.9	5.63	3.2	SR4	27/9/2014 23:51	29.18	83.4	5.63	3.1
SR4	27/9/2014 5:56	28.91	83.2	5.65	4.0	SR4	27/9/2014 11:56	29.22	85.2	5.74	3.2	SR4	27/9/2014 17:56	29.49	83.6	5.61	3.8	SR4	27/9/2014 23:56	29.20	83.2	5.61	3.1

Station	Timestamp	Temp (° C)	DO (%)	DO (mg/L)	Tur (NTU)	Station	Timestamp	Temp (° C)	DO (%)	DO (mg/L)	Tur (NTU)	Station	Timestamp	Temp (° C)	DO (%)	DO (mg/L)	Tur (NTU)	Station	Timestamp	Temp (°C)	DO (%)	DO (mg/L)	Tur (NTU)
SR5	27/9/2014 0:00	28.93	77.1	**5.09**	5.5	SR5	27/9/2014 6:00	29.11	82.9	5.59	4.7	SR5	27/9/2014 12:00	29.04	72.2	**4.69**	6.9	SR5	27/9/2014 18:00	29.88	85.0	5.58	3.8
SR5	27/9/2014 0:05	28.95	79.9	**5.29**	6.3	SR5	27/9/2014 6:05	29.13	83.1	5.60	4.9	SR5	27/9/2014 12:05	29.11	72.1	**4.67**	5.5	SR5	27/9/2014 18:05	29.84	86.0	5.66	4.1
SR5	27/9/2014 0:10	28.97	81.2	5.39	6.0	SR5	27/9/2014 6:10	29.18	82.7	5.57	5.0	SR5	27/9/2014 12:10	29.44	75.4	**4.87**	4.6	SR5	27/9/2014 18:10	29.83	85.5	5.63	3.8
SR5	27/9/2014 0:15	28.97	80.8	**5.36**	6.5	SR5	27/9/2014 6:15	29.17	83.1	5.60	4.9	SR5	27/9/2014 12:15	29.46	76.1	**4.91**	5.2	SR5	27/9/2014 18:15	29.83	84.4	5.56	3.9
SR5	27/9/2014 0:20	28.97	80.8	**5.36**	7.3	SR5	27/9/2014 6:20	29.15	83.0	5.60	4.6	SR5	27/9/2014 12:20	29.66	77.8	**5.02**	4.7	SR5	27/9/2014 18:20	29.79	82.9	5.46	3.8
SR5	27/9/2014 0:25	28.95	81.9	5.44	3.6	SR5	27/9/2014 6:25	29.14	82.1	5.54	4.3	SR5	27/9/2014 12:25	29.31	77.3	**5.02**	6.2	SR5	27/9/2014 18:25	29.79	83.3	5.48	3.8
SR5	27/9/2014 0:30	28.96	81.8	5.44	4.3	SR5	27/9/2014 6:30	29.16	82.2	5.53	4.6	SR5	27/9/2014 12:30	29.39	77.8	**5.05**	5.8	SR5	27/9/2014 18:30	29.79	83.8	5.52	4.0
SR5	27/9/2014 0:35	28.95	81.5	5.42	4.6	SR5	27/9/2014 6:35	29.16	82.1	5.52	4.5	SR5	27/9/2014 12:35	29.35	77.4	**5.03**	5.7	SR5	27/9/2014 18:35	29.79	83.6	5.50	4.3
SR5	27/9/2014 0:40	28.96	81.6	5.42	4.0	SR5	27/9/2014 6:40	29.15	81.2	5.46	4.6	SR5	27/9/2014 12:40	29.31	77.2	**5.01**	6.4	SR5	27/9/2014 18:40	29.83	84.4	5.55	3.8
SR5	27/9/2014 0:45	28.97	80.8	**5.37**	4.6	SR5	27/9/2014 6:45	29.16	81.8	5.50	4.9	SR5	27/9/2014 12:45	29.40	78.1	**5.07**	5.5	SR5	27/9/2014 18:45	29.83	84.3	5.55	4.2
SR5	27/9/2014 0:50	28.97	80.9	**5.38**	4.0	SR5	27/9/2014 6:50	29.17	81.1	5.45	5.1	SR5	27/9/2014 12:50	29.35	77.3	**5.02**	7.0	SR5	27/9/2014 18:50	29.79	83.5	5.49	4.1
SR5	27/9/2014 0:55	28.97	81.2	5.40	3.8	SR5	27/9/2014 6:55	29.16	80.7	5.43	4.6	SR5	27/9/2014 12:55	29.34	77.6	**5.04**	6.3	SR5	27/9/2014 18:55	29.78	82.5	5.43	4.1
SR5	27/9/2014 1:00	28.97	81.5	5.42	3.6	SR5	27/9/2014 7:00	29.16	80.6	5.42	4.4	SR5	27/9/2014 13:00	29.40	76.8	**4.98**	5.5	SR5	27/9/2014 19:00	29.77	82.4	5.42	4.5
SR5	27/9/2014 1:05	28.98	81.2	5.40	3.8	SR5	27/9/2014 7:05	29.17	80.8	5.43	4.5	SR5	27/9/2014 13:05	29.48	77.5	**5.02**	6.2	SR5	27/9/2014 19:05	29.75	81.5	**5.37**	4.1
SR5	27/9/2014 1:10	28.99	81.6	5.43	3.5	SR5	27/9/2014 7:10	29.15	80.5	5.42	4.6	SR5	27/9/2014 13:10	29.52	78.4	**5.08**	5.2	SR5	27/9/2014 19:10	29.72	80.9	**5.33**	4.1
SR5	27/9/2014 1:15	29.00	81.8	5.44	3.7	SR5	27/9/2014 7:15	29.18	81.2	5.46	5.0	SR5	27/9/2014 13:15	29.40	78.1	**5.07**	5.2	SR5	27/9/2014 19:15	29.71	81.1	**5.34**	3.8
SR5	27/9/2014 1:20	29.00	81.6	5.42	3.6	SR5	27/9/2014 7:20	29.19	81.2	5.46	4.7	SR5	27/9/2014 13:20	29.43	78.0	**5.06**	5.3	SR5	27/9/2014 19:20	29.68	81.2	**5.36**	4.1
SR5	27/9/2014 1:25	29.00	81.1	**5.38**	4.2	SR5	27/9/2014 7:25	29.20	81.1	5.45	4.9	SR5	27/9/2014 13:25	29.59	79.9	**5.18**	3.6	SR5	27/9/2014 19:25	29.65	80.2	**5.29**	4.1
SR5	27/9/2014 1:30	28.89	83.2	5.56	3.7	SR5	27/9/2014 7:30	29.22	81.4	5.46	5.3	SR5	27/9/2014 13:30	29.56	79.8	**5.18**	3.5	SR5	27/9/2014 19:30	29.63	80.5	**5.31**	4.3
SR5	27/9/2014 1:35	28.94	81.7	5.45	4.0	SR5	27/9/2014 7:35	29.21	80.5	5.40	5.0	SR5	27/9/2014 13:35	29.47	79.1	**5.13**	4.0	SR5	27/9/2014 19:35	29.59	81.2	**5.35**	4.6
SR5	27/9/2014 1:40	28.90	83.0	5.55	4.0	SR5	27/9/2014 7:40	29.20	80.9	5.42	5.0	SR5	27/9/2014 13:40	29.65	81.6	**5.29**	3.4	SR5	27/9/2014 19:40	29.59	81.7	**5.38**	4.1
SR5	27/9/2014 1:45	28.92	83.6	5.59	3.6	SR5	27/9/2014 7:45	29.19	80.7	5.41	5.6	SR5	27/9/2014 13:45	29.58	80.0	**5.19**	3.3	SR5	27/9/2014 19:45	29.61	80.0	**5.27**	4.7
SR5	27/9/2014 1:50	28.94	82.7	5.52	4.1	SR5	27/9/2014 7:50	29.17	80.0	**5.36**	5.0	SR5	27/9/2014 13:50	29.57	80.5	**5.23**	4.0	SR5	27/9/2014 19:50	29.59	80.6	**5.31**	4.6
SR5	27/9/2014 1:55	28.94	83.5	5.58	3.5	SR5	27/9/2014 7:55	29.14	79.4	**5.31**	5.6	SR5	27/9/2014 13:55	29.75	82.3	**5.34**	3.4	SR5	27/9/2014 19:55	29.65	76.2	**5.02**	3.8
SR5	27/9/2014 2:00	28.95	82.9	5.55	4.2	SR5	27/9/2014 8:00	29.14	79.5	**5.31**	5.5	SR5	27/9/2014 14:00	29.63	81.2	**5.28**	3.3	SR5	27/9/2014 20:00	29.59	80.1	**5.28**	4.1
SR5	27/9/2014 2:05	28.95	83.3	5.58	3.2	SR5	27/9/2014 8:05	29.14	78.4	**5.24**	6.3	SR5	27/9/2014 14:05	29.64	80.7	**5.24**	3.7	SR5	27/9/2014 20:05	29.58	80.0	**5.27**	4.1
SR5	27/9/2014 2:10	28.99	82.6	5.52	4.3	SR5	27/9/2014 8:10	29.10	78.1	**5.21**	5.5	SR5	27/9/2014 14:10	29.65	81.0	**5.26**	3.5	SR5	27/9/2014 20:10	29.59	78.9	**5.19**	4.4
SR5	27/9/2014 2:15	29.02	83.2	5.56	5.3	SR5	27/9/2014 8:15	29.09	78.1	**5.20**	7.5	SR5	27/9/2014 14:15	29.86	84.0	5.45	3.4	SR5	27/9/2014 20:15	29.56	80.2	**5.27**	4.7
SR5	27/9/2014 2:20	29.05	84.1	5.63	3.9	SR5	27/9/2014 8:20	29.10	77.7	**5.18**	6.4	SR5	27/9/2014 14:20	30.02	85.8	5.56	3.3	SR5	27/9/2014 20:20	29.43	78.5	**5.15**	4.6
SR5	27/9/2014 2:25	29.05	83.7	5.60	4.4	SR5	27/9/2014 8:25	29.10	77.5	**5.16**	6.6	SR5	27/9/2014 14:25	29.89	85.2	5.53	3.6	SR5	27/9/2014 20:25	29.36	76.9	**5.03**	5.4
SR5	27/9/2014 2:30	29.07	83.5	5.59	4.5	SR5	27/9/2014 8:30	29.10	76.9	**5.12**	6.9	SR5	27/9/2014 14:30	29.91	85.2	5.53	3.5	SR5	27/9/2014 20:30	29.41	77.0	**5.04**	4.5
SR5	27/9/2014 2:35	29.07	83.8	5.61	4.4	SR5	27/9/2014 8:35	29.10	76.9	**5.12**	7.0	SR5	27/9/2014 14:35	29.87	85.0	5.52	4.0	SR5	27/9/2014 20:35	29.47	75.7	**4.97**	4.2
SR5	27/9/2014 2:40	29.09	84.1	5.64	4.2	SR5	27/9/2014 8:40	29.10	77.0	**5.13**	6.9	SR5	27/9/2014 14:40	29.94	86.1	5.59	3.5	SR5	27/9/2014 20:40	29.38	75.9	**4.97**	4.8
SR5	27/9/2014 2:45	29.04	84.8	5.69	4.2	SR5	27/9/2014 8:45	29.09	77.4	**5.15**	7.3	SR5	27/9/2014 14:45	29.90	84.5	5.49	3.9	SR5	27/9/2014 20:45	29.36	77.2	**5.05**	4.8
SR5	27/9/2014 2:50	29.06	84.0	5.64	5.0	SR5	27/9/2014 8:50	29.13	77.6	**5.18**	7.5	SR5	27/9/2014 14:50	29.87	84.2	5.47	4.0	SR5	27/9/2014 20:50	29.34	76.4	**4.99**	4.8
SR5	27/9/2014 2:55	29.04	84.3	5.67	4.8	SR5	27/9/2014 8:55	29.06	75.1	**5.00**	7.4	SR5	27/9/2014 14:55	29.99	85.1	5.52	4.0	SR5	27/9/2014 20:55	29.36	76.0	**4.97**	4.5
SR5	27/9/2014 3:00	29.04	84.4	5.67	5.0	SR5	27/9/2014 9:00	29.03	73.9	**4.91**	7.5	SR5	27/9/2014 15:00	29.92	84.6	5.49	4.9	SR5	27/9/2014 21:00	29.32	77.0	**5.02**	5.4
SR5	27/9/2014 3:05	29.04	84.5	5.68	4.9	SR5	27/9/2014 9:05	29.03	75.2	**4.99**	**8.7**	SR5	27/9/2014 15:05	30.15	87.6	5.68	3.8	SR5	27/9/2014 21:05	29.33	76.2	**4.98**	5.1
SR5	27/9/2014 3:10	29.06	84.1	5.64	4.9	SR5	27/9/2014 9:10	29.04	75.2	**4.99**	7.6	SR5	27/9/2014 15:10	30.10	87.6	5.68	3.2	SR5	27/9/2014 21:10	29.31	76.9	**5.02**	5.5
SR5	27/9/2014 3:15	29.09	83.6	5.61	4.9	SR5	27/9/2014 9:15	29.03	75.2	**4.99**	7.7	SR5	27/9/2014 15:15	29.97	85.6	5.56	4.5	SR5	27/9/2014 21:15	29.28	75.8	**4.95**	6.3
SR5	27/9/2014 3:20	29.11	83.5	5.59	5.0	SR5	27/9/2014 9:20	29.01	75.6	**5.01**	**8.2**	SR5	27/9/2014 15:20	30.22	89.6	5.82	2.6	SR5	27/9/2014 21:20	29.30	75.0	**4.90**	5.0
SR5	27/9/2014 3:25	29.10	83.1	5.57	4.4	SR5	27/9/2014 9:25	29.01	75.2	**4.98**	**8.2**	SR5	27/9/2014 15:25	30.04	87.1	5.66	3.3	SR5	27/9/2014 21:25	29.26	74.4	**4.85**	6.2
SR5	27/9/2014 3:30	29.10	82.9	5.55	4.6	SR5	27/9/2014 9:30	29.01	75.2	**4.99**	**8.4**	SR5	27/9/2014 15:30	29.95	86.4	5.62	3.9	SR5	27/9/2014 21:30	29.24	73.0	**4.76**	6.6
SR5	27/9/2014 3:35	29.09	82.2	5.51	4.3	SR5	27/9/2014 9:35	28.99	75.2	**4.98**	**9.5**	SR5	27/9/2014 15:35	29.96	87.0	5.66	3.8	SR5	27/9/2014 21:35	29.17	72.1	**4.70**	**8.4**
SR5	27/9/2014 3:40	29.09	81.7	5.47	4.4	SR5	27/9/2014 9:40	28.98	75.3	**4.99**	**9.6**	SR5	27/9/2014 15:40	29.91	86.4	5.63	4.1	SR5	27/9/2014 21:40	29.13	71.8	**4.67**	**8.6**
SR5	27/9/2014 3:45	29.10	84.6	5.69	4.7	SR5	27/9/2014 9:45	28.98	75.4	**4.99**	**10.0**	SR5	27/9/2014 15:45	29.96	86.8	5.65	3.8	SR5	27/9/2014 21:45	29.09	71.8	**4.67**	**8.1**
SR5	27/9/2014 3:50	29.09	84.4	5.68	4.8	SR5	27/9/2014 9:50	28.97	75.9	**5.03**	**9.9**	SR5	27/9/2014 15:50	29.98	87.1	5.68	4.1	SR5	27/9/2014 21:50	29.09	71.5	**4.64**	7.2
SR5	27/9/2014 3:55	29.13	83.8	5.64	5.0	SR5	27/9/2014 9:55	28.96	75.8	**5.02**	**9.1**	SR5	27/9/2014 15:55	29.89	85.8	5.60	4.4	SR5	27/9/2014 21:55	29.08	71.2	**4.63**	7.6
SR5	27/9/2014 4:00	29.14	83.8	5.64	5.0	SR5	27/9/2014 10:00	28.96	75.8	**5.02**	**9.7**	SR5	27/9/2014 16:00	29.90	86.4	5.64	4.0	SR5	27/9/2014 22:00	29.08	71.0	**4.61**	7.9
SR5	27/9/2014 4:05	29.13	84.1	5.67	4.6	SR5	27/9/2014 10:05	28.95	75.5	**5.00**	**11.4**	SR5	27/9/2014 16:05	29.95	86.8	5.67	4.5	SR5	27/9/2014 22:05	29.08	71.6	**4.65**	6.3
SR5	27/9/2014 4:10	29.18	83.3	5.60	5.2	SR5	27/9/2014 10:10	28.95	75.5	**5.00**	**9.7**	SR5	27/9/2014 16:10	29.91	86.1	5.63	4.3	SR5	27/9/2014 22:10	29.08	71.8	**4.66**	6.9
SR5	27/9/2014 4:15	29.17	83.3	5.60	5.7	SR5	27/9/2014 10:15	28.95	75.5	**4.99**	**10.0**	SR5	27/9/2014 16:15	29.91	85.6	5.60	4.6	SR5	27/9/2014 22:15	29.08	71.5	**4.64**	6.8
SR5	27/9/2014 4:20	29.16	83.1	5.59	5.6	SR5						SR5	27/9/2014 16:20	29.86	85.3	5.58	4.8	SR5	27/9/2014 22:20	29.08	71.4	**4.63**	6.9
SR5	27/9/2014 4:25	29.18	83.3	5.61	5.8	SR5						SR5	27/9/2014 16:25	29.90	85.5	5.59	4.4	SR5	27/9/2014 22:25	29.08	71.0	**4.61**	6.3
SR5	27/9/2014 4:30	29.17	83.0	5.58	5.7	SR5						SR5	27/9/2014 16:30	29.88	85.5	5.59	4.5	SR5	27/9/2014 22:30	29.09	70.3	**4.57**	6.0
SR5	27/9/2014 4:35	29.16	83.1	5.59	5.7	SR5	27/9/2014 10:35	28.97	75.3	**4.89**	**10.5**	SR5	27/9/2014 16:35	29.87	85.6	5.60	3.6	SR5	27/9/2014 22:35	29.08	72.1	**4.68**	6.4
SR5	27/9/2014 4:40	29.17	82.9	5.57	6.3	SR5	27/9/2014 10:40	28.96	73.4	**4.77**	**12.3**	SR5	27/9/2014 16:40	29.89	85.8	5.62	3.6	SR5	27/9/2014 22:40	29.06	71.7	**4.65**	7.7
SR5	27/9/2014 4:45	29.17	81.3	5.46	5.3	SR5	27/9/2014 10:45	28.95	73.3	**4.76**	**12.4**	SR5	27/9/2014 16:45	29.90	86.7	5.68	4.1	SR5	27/9/2014 22:45	29.07	70.8	**4.59**	7.4
SR5	27/9/2014 4:50	29.16	81.3	5.47	5.2	SR5	27/9/2014 10:50	28.96	72.9	**4.74**	**11.4**	SR5	27/9/2014 16:50	29.86	86.2	5.65	4.2	SR5	27/9/2014 22:50	29.08	70.8	**4.60**	6.0
SR5	27/9/2014 4:55	29.16	82.2	5.53	4.9	SR5	27/9/2014 10:55	28.95	72.7	**4.73**	**11.9**	SR5	27/9/2014 16:55	29.92	87.3	5.72	3.9	SR5	27/9/2014 22:55	29.07	70.0	**4.55**	6.4
SR5	27/9/2014 5:00	29.16	82.3	5.54	5.3	SR5	27/9/2014 11:00	28.95	72.8	**4.73**	**10.6**	SR5	27/9/2014 17:00	29.91	87.0	5.71	4.2	SR5	27/9/2014 23:00	29.06	70.1	**4.55**	6.1
SR5	27/9/2014 5:05	29.16	81.6	5.49	5.3	SR5	27/9/2014 11:05	29.10	73.0	**4.74**	**8.2**	SR5	27/9/2014 17:05	29.87	86.2	5.65	4.0	SR5	27/9/2014 23:05	29.07	69.3	**4.50**	6.0
SR5	27/9/2014 5:10	29.16	80.8	5.43	5.2	SR5	27/9/2014 11:10	29.05	72.8	**4.73**	7.6	SR5	27/9/2014 17:10	29.91	86.5	5.67	4.0	SR5	27/9/2014 23:10	29.06	71.3	**4.62**	7.0
SR5	27/9/2014 5:15	29.15	80.8	5.43	5.5	SR5	27/9/2014 11:15	29.00	72.7	**4.72**	**9.3**	SR5	27/9/2014 17:15	29.87	85.8	5.63	3.8	SR5	27/9/2014 23:15	29.09	68.4	**4.44**	5.5
SR5	27/9/2014 5:20	29.14	81.6	5.49	6.8	SR5	27/9/2014 11:20	29.02	72.5	**4.71**	**8.7**	SR5	27/9/2014 17:20	29.87	85.8	5.63	3.9	SR5	27/9/2014 23:20	29.10	69.5	**4.52**	5.2
SR5	27/9/2014 5:25	29.15	81.5	5.48	7.3	SR5	27/9/2014 11:25	29.00	72.3	**4.70**	**8.8**	SR5	27/9/2014 17:25	29.85	86.4	5.68	4.3	SR5	27/9/2014 23:25	29.09	70.1	**4.55**	5.2
SR5	27/9/2014 5:30	29.15	81.6	5.49	6.0	SR5	27/9/2014 11:30	29.19	72.6	**4.71**	7.0	SR5	27/9/2014 17:30	29.85	86.2	5.67	4.0	SR5	27/9/2014 23:30	29.10	71.2	**4.63**	5.6
SR5	27/9/2014 5:35	29.16	81.8	5.50	6.1	SR5	27/9/2014 11:35	29.00	72.1	**4.69**	**9.3**	SR5	27/9/2014 17:35	29.85	86.3	5.67	3.9	SR5	27/9/2014 23:35	29.09	70.9	**4.61**	5.8
SR5	27/9/2014 5:40	29.14	81.7	5.49	5.0	SR5	27/9/2014 11:40	29.11	71.1	**4.61**	7.3	SR5	27/9/2014 17:40	29.85	86.1	5.66	4.7	SR5	27/9/2014 23:40	29.08	70.7	**4.59**	5.2
SR5	27/9/2014 5:45	29.11	82.3	5.54	4.9	SR5	27/9/2014 11:45	29.08	71.5	**4.64**	7.6	SR5	27/9/2014 17:45	29.87	86.5	5.69	3.9	SR5	27/9/2014 23:45	29.08	70.6	**4.58**	5.8
SR5	27/9/2014 5:50	29.11	83.2	5.60	5.2	SR5	27/9/2014 11:50	29.07	70.7	**4.59**	**8.0**	SR5	27/9/2014 17:50	29.84	86.6	5.70	3.6	SR5	27/9/2014 23:50	29.08	69.8	**4.53**	5.8
SR5	27/9/2014 5:55	29.10	83.4	5.63	5.2	SR5	27/9/2014 11:55	29.14	73.6	**4.77**	5.5	SR5	27/9/2014 17:55	29.86	86.4	5.68	4.0	SR5	27/9/2014 23:55	29.11	75.2	**4.89**	6.3

Station	Timestamp	Temp (° C)	DO (%)	DO (mg/L)	Tur (NTU)	Station	Timestamp	Temp (° C)	DO (%)	DO (mg/L)	Tur (NTU)	Station	Timestamp	Temp (° C)	DO (%)	DO (mg/L)	Tur (NTU)	Station	Timestamp	Temp (°C)	DO (%)	DO (mg/L)	Tur (NTU)
SR9	27/9/2014 0:00	29.52	123.3	8.30	**9.1**	SR9	27/9/2014 6:00	29.30	107.9	7.38	1.6	SR9	27/9/2014 12:00	29.42	130.5	8.31	3.7	SR9	27/9/2014 18:00	29.61	148.5	9.44	3.0
SR9	27/9/2014 0:05	29.63	126.4	8.56	4.4	SR9	27/9/2014 6:05	29.30	108.6	7.45	1.7	SR9	27/9/2014 12:05	29.38	131.5	8.39	3.6	SR9	27/9/2014 18:05	29.56	145.1	9.23	3.3
SR9	27/9/2014 0:10	29.44	117.8	8.03	1.8	SR9	27/9/2014 6:10	29.31	108.9	7.47	1.2	SR9	27/9/2014 12:10	29.42	131.9	8.41	3.4	SR9	27/9/2014 18:10	29.51	143.0	9.11	2.8
SR9	27/9/2014 0:15	29.43	115.7	7.88	1.8	SR9	27/9/2014 6:15	29.32	110.2	7.57	1.3	SR9	27/9/2014 12:15	29.47	132.5	8.44	3.1	SR9	27/9/2014 18:15	29.44	140.7	8.97	**4.9**
SR9	27/9/2014 0:20	29.44	117.1	7.96	2.4	SR9	27/9/2014 6:20	29.31	109.1	7.50	1.5	SR9	27/9/2014 12:20	29.43	132.8	8.46	3.2	SR9	27/9/2014 18:20	29.41	138.9	8.86	4.1
SR9	27/9/2014 0:25	29.43	116.5	7.93	2.0	SR9	27/9/2014 6:25	29.32	110.8	7.61	1.2	SR9	27/9/2014 12:25	29.41	133.9	8.54	3.4	SR9	27/9/2014 18:25	29.37	136.6	8.72	**5.1**
SR9	27/9/2014 0:30	29.41	115.2	7.87	2.3	SR9	27/9/2014 6:30	29.33	111.0	7.61	1.2	SR9	27/9/2014 12:30	29.40	133.5	8.51	2.8	SR9	27/9/2014 18:30	29.39	136.6	8.72	3.4
SR9	27/9/2014 0:35	29.43	114.8	7.85	2.4	SR9	27/9/2014 6:35	29.32	110.1	7.59	1.3	SR9	27/9/2014 12:35	29.49	132.3	8.43	3.1	SR9	27/9/2014 18:35	29.53	137.1	8.73	2.9
SR9	27/9/2014 0:40	29.45	115.2	7.85	1.9	SR9	27/9/2014 6:40	29.32	110.1	7.57	2.5	SR9	27/9/2014 12:40	29.44	132.9	8.47	2.9	SR9	27/9/2014 18:40	29.57	136.9	8.71	3.1
SR9	27/9/2014 0:45	29.42	115.6	7.90	1.8	SR9	27/9/2014 6:45	29.27	109.4	7.54	1.1	SR9	27/9/2014 12:45	29.44	133.3	8.49	3.1	SR9	27/9/2014 18:45	29.47	136.0	8.66	3.1
SR9	27/9/2014 0:50	29.58	124.0	8.44	2.2	SR9	27/9/2014 6:50	29.28	108.8	7.49	1.3	SR9	27/9/2014 12:50	29.43	133.6	8.51	3.9	SR9	27/9/2014 18:50	29.64	138.8	8.82	2.6
SR9	27/9/2014 0:55	29.55	121.4	8.27	2.5	SR9	27/9/2014 6:55	29.25	107.6	7.42	1.2	SR9	27/9/2014 12:55	29.53	134.3	8.55	3.1	SR9	27/9/2014 18:55	29.54	135.2	8.60	4.1
SR9	27/9/2014 1:00	29.50	118.6	8.08	2.0	SR9	27/9/2014 7:00	29.28	106.4	7.33	1.6	SR9	27/9/2014 13:00	29.41	134.6	8.58	2.9	SR9	27/9/2014 19:00	29.61	135.2	8.59	3.7
SR9	27/9/2014 1:05	29.46	117.4	8.00	2.0	SR9	27/9/2014 7:05	29.27	105.1	7.26	1.9	SR9	27/9/2014 13:05	29.53	135.9	8.65	3.1	SR9	27/9/2014 19:05	29.68	139.4	8.85	3.2
SR9	27/9/2014 1:10	29.43	115.7	7.89	1.7	SR9	27/9/2014 7:10	29.27	105.2	7.24	1.4	SR9	27/9/2014 13:10	29.54	136.9	8.71	3.0	SR9	27/9/2014 19:10	29.62	138.1	8.78	2.8
SR9	27/9/2014 1:15	29.42	116.3	7.95	1.5	SR9	27/9/2014 7:15	29.27	105.3	7.27	1.6	SR9	27/9/2014 13:15	29.55	137.8	8.76	3.1	SR9	27/9/2014 19:15	29.62	139.0	8.84	**7.6**
SR9	27/9/2014 1:20	29.52	118.5	8.05	2.0	SR9	27/9/2014 7:20	29.23	104.7	7.22	1.4	SR9	27/9/2014 13:20	29.49	137.5	8.75	3.3	SR9	27/9/2014 19:20	29.64	140.6	8.93	2.7
SR9	27/9/2014 1:25	29.55	120.8	8.20	2.2	SR9	27/9/2014 7:25	29.26	104.4	7.21	1.5	SR9	27/9/2014 13:25	29.49	135.4	8.62	2.9	SR9	27/9/2014 19:25	29.60	139.3	8.86	4.1
SR9	27/9/2014 1:30	29.55	119.7	8.11	1.7	SR9	27/9/2014 7:30	29.26	104.3	7.20	1.7	SR9	27/9/2014 13:30	29.51	137.8	8.77	3.1	SR9	27/9/2014 19:30	29.55	138.5	8.81	2.3
SR9	27/9/2014 1:35	29.55	119.7	8.13	1.7	SR9	27/9/2014 7:35	29.26	104.0	7.19	1.4	SR9	27/9/2014 13:35	29.59	141.2	8.97	2.3	SR9	27/9/2014 19:35	29.56	139.6	8.88	2.5
SR9	27/9/2014 1:40	29.58	120.6	8.20	2.0	SR9	27/9/2014 7:40	29.27	104.0	7.20	2.6	SR9	27/9/2014 13:40	29.62	143.0	9.08	2.3	SR9	27/9/2014 19:40	29.57	137.9	8.77	2.2
SR9	27/9/2014 1:45	29.58	120.7	8.21	2.0	SR9	27/9/2014 7:45	29.26	102.5	7.10	3.5	SR9	27/9/2014 13:45	29.63	144.4	9.18	2.1	SR9	27/9/2014 19:45	29.63	139.2	8.85	2.0
SR9	27/9/2014 1:50	29.56	119.5	8.12	1.8	SR9	27/9/2014 7:50	29.24	103.3	7.12	**5.1**	SR9	27/9/2014 13:50	29.67	144.9	9.20	2.2	SR9	27/9/2014 19:50	29.60	137.2	8.72	2.3
SR9	27/9/2014 1:55	29.51	117.8	8.03	1.9	SR9	27/9/2014 7:55	29.26	103.1	7.13	**7.2**	SR9	27/9/2014 13:55	29.69	145.6	9.24	2.5	SR9	27/9/2014 19:55	29.62	139.0	8.83	2.5
SR9	27/9/2014 2:00	29.54	118.3	8.07	2.6	SR9	27/9/2014 8:00	29.24	104.7	7.26	3.3	SR9	27/9/2014 14:00	29.67	145.2	9.22	2.4	SR9	27/9/2014 20:00	29.62	140.9	8.96	2.5
SR9	27/9/2014 2:05	29.52	118.9	8.11	1.7	SR9	27/9/2014 8:05	29.23	105.1	7.28	3.6	SR9	27/9/2014 14:05	29.64	145.6	9.25	2.3	SR9	27/9/2014 20:05	29.60	142.4	9.05	2.4
SR9	27/9/2014 2:10	29.55	117.8	8.03	2.0	SR9	27/9/2014 8:10	29.25	106.1	7.34	2.9	SR9	27/9/2014 14:10	29.66	146.0	9.28	2.3	SR9	27/9/2014 20:10	29.61	142.5	9.06	2.6
SR9	27/9/2014 2:15	29.46	115.0	7.86	1.9	SR9	27/9/2014 8:15	29.25	106.0	7.35	3.2	SR9	27/9/2014 14:15	29.64	146.7	9.32	2.4	SR9	27/9/2014 20:15	29.60	141.3	8.99	2.1
SR9	27/9/2014 2:20	29.47	114.5	7.82	3.1	SR9	27/9/2014 8:20	29.26	105.9	7.30	2.9	SR9	27/9/2014 14:20	29.59	146.5	9.32	2.6	SR9	27/9/2014 20:20	29.56	140.5	8.94	2.4
SR9	27/9/2014 2:25	29.46	114.2	7.79	**7.8**	SR9	27/9/2014 8:25	29.28	106.8	7.37	2.9	SR9	27/9/2014 14:25	29.60	147.5	9.37	2.3	SR9	27/9/2014 20:25	29.53	138.0	8.79	3.2
SR9	27/9/2014 2:30	29.46	113.8	7.76	1.6	SR9	27/9/2014 8:30	29.28	108.1	7.47	3.7	SR9	27/9/2014 14:30	29.59	147.4	9.37	2.5	SR9	27/9/2014 20:30	29.53	137.1	8.73	2.7
SR9	27/9/2014 2:35	29.45	113.2	7.72	3.4	SR9	27/9/2014 8:35	29.33	109.7	7.57	3.1	SR9	27/9/2014 14:35	29.64	147.7	9.38	2.6	SR9	27/9/2014 20:35	29.54	138.9	8.84	2.3
SR9	27/9/2014 2:40	29.46	114.4	7.81	2.3	SR9	27/9/2014 8:40	29.29	109.4	7.53	**5.9**	SR9	27/9/2014 14:40	29.61	147.9	9.40	2.4	SR9	27/9/2014 20:40	29.55	140.9	8.97	2.3
SR9	27/9/2014 2:45	29.44	113.3	7.74	1.7	SR9	27/9/2014 8:45	29.30	110.2	7.60	3.3	SR9	27/9/2014 14:45	29.59	148.1	9.42	2.4	SR9	27/9/2014 20:45	29.49	141.6	9.02	4.0
SR9	27/9/2014 2:50	29.41	112.0	7.65	2.0	SR9	27/9/2014 8:50	29.30	110.3	7.62	3.3	SR9	27/9/2014 14:50	29.57	146.8	9.34	2.8	SR9	27/9/2014 20:50	29.48	142.0	9.04	2.1
SR9	27/9/2014 2:55	29.42	112.5	7.70	2.0	SR9	27/9/2014 8:55	29.33	109.9	7.59	**10.2**	SR9	27/9/2014 14:55	29.59	146.9	9.34	2.6	SR9	27/9/2014 20:55	29.43	141.7	9.04	2.2
SR9	27/9/2014 3:00	29.40	111.1	7.60	3.1	SR9	27/9/2014 9:00	29.33	109.4	7.55	3.4	SR9	27/9/2014 15:00	29.61	147.5	9.38	2.7	SR9	27/9/2014 21:00	29.46	140.7	8.97	1.9
SR9	27/9/2014 3:05	29.39	111.0	7.60	2.6	SR9	27/9/2014 9:05	29.35	109.2	7.53	3.5	SR9	27/9/2014 15:05	29.62	149.0	9.47	2.9	SR9	27/9/2014 21:05	29.57	141.5	9.00	2.0
SR9	27/9/2014 3:10	29.38	110.2	7.55	4.0	SR9	27/9/2014 9:10	29.32	108.5	7.50	3.4	SR9	27/9/2014 15:10	29.65	150.5	9.56	2.5	SR9	27/9/2014 21:10	29.49	140.1	8.92	2.1
SR9	27/9/2014 3:15	29.38	110.6	7.57	**6.6**	SR9						SR9	27/9/2014 15:15	29.68	152.3	9.67	2.8	SR9	27/9/2014 21:15	29.50	138.9	8.85	2.0
SR9	27/9/2014 3:20	29.38	110.7	7.60	1.5	SR9						SR9	27/9/2014 15:20	29.65	153.3	9.74	2.4	SR9	27/9/2014 21:20	29.51	138.5	8.82	1.9
SR9	27/9/2014 3:25	29.36	110.2	7.56	2.7	SR9						SR9	27/9/2014 15:25	29.63	153.7	9.77	2.4	SR9	27/9/2014 21:25	29.51	138.2	8.80	2.2
SR9	27/9/2014 3:30	29.35	110.1	7.54	**4.8**	SR9	27/9/2014 9:30	29.02	111.2	7.14	3.7	SR9	27/9/2014 15:30	29.68	154.4	9.81	2.3	SR9	27/9/2014 21:30	29.52	137.6	8.76	1.9
SR9	27/9/2014 3:35	29.35	110.0	7.53	**11.5**	SR9	27/9/2014 9:35	28.99	109.2	7.01	4.2	SR9	27/9/2014 15:35	29.61	152.9	9.72	2.1	SR9	27/9/2014 21:35	29.65	138.9	8.83	2.0
SR9	27/9/2014 3:40	29.31	109.7	7.51	2.5	SR9	27/9/2014 9:40	29.04	110.4	7.09	4.1	SR9	27/9/2014 15:40	29.43	150.0	9.57	1.9	SR9	27/9/2014 21:40	29.71	142.3	9.04	2.6
SR9	27/9/2014 3:45	29.31	109.9	7.52	**12.6**	SR9	27/9/2014 9:45	29.04	108.7	6.98	4.1	SR9	27/9/2014 15:45	29.73	155.0	9.84	2.1	SR9	27/9/2014 21:45	29.71	143.2	9.09	2.9
SR9	27/9/2014 3:50	29.20	108.4	7.45	**12.9**	SR9	27/9/2014 9:50	29.14	112.2	7.19	4.3	SR9	27/9/2014 15:50	29.58	152.5	9.70	2.1	SR9	27/9/2014 21:50	29.72	143.6	9.12	2.4
SR9	27/9/2014 3:55	29.19	107.4	7.39	3.2	SR9	27/9/2014 9:55	29.15	113.2	7.25	4.1	SR9	27/9/2014 15:55	29.58	150.8	9.60	2.0	SR9	27/9/2014 21:55	29.73	143.0	9.08	2.8
SR9	27/9/2014 4:00	29.24	108.8	7.48	**12.9**	SR9	27/9/2014 10:00	29.22	114.2	7.30	3.8	SR9	27/9/2014 16:00	29.51	150.0	9.56	2.1	SR9	27/9/2014 22:00	29.59	139.2	8.86	2.4
SR9	27/9/2014 4:05	29.23	108.5	7.45	4.3	SR9	27/9/2014 10:05	29.25	115.2	7.36	3.8	SR9	27/9/2014 16:05	29.60	152.0	9.67	2.3	SR9	27/9/2014 22:05	29.70	142.7	9.07	1.9
SR9	27/9/2014 4:10	29.34	110.9	7.61	3.3	SR9	27/9/2014 10:10	29.25	115.3	7.37	3.9	SR9	27/9/2014 16:10	29.65	153.4	9.75	2.6	SR9	27/9/2014 22:10	29.72	142.6	9.05	2.1
SR9	27/9/2014 4:15	29.30	109.6	7.53	2.9	SR9	27/9/2014 10:15	29.29	115.1	7.35	4.2	SR9	27/9/2014 16:15	29.64	153.9	9.78	**13.0**	SR9	27/9/2014 22:15	29.72	142.6	9.05	2.1
SR9	27/9/2014 4:20	29.24	108.9	7.46	**12.0**	SR9	27/9/2014 10:20	29.24	114.9	7.35	4.3	SR9	27/9/2014 16:20	29.65	155.6	9.89	3.1	SR9	27/9/2014 22:20	29.72	142.3	9.03	1.9
SR9	27/9/2014 4:25	29.32	110.0	7.53	2.3	SR9	27/9/2014 10:25	29.22	114.5	7.32	4.2	SR9	27/9/2014 16:25	29.73	157.5	10.00	2.1	SR9	27/9/2014 22:25	29.72	141.7	8.99	2.1
SR9	27/9/2014 4:30	29.25	108.8	7.46	4.1	SR9	27/9/2014 10:30	29.18	113.9	7.29	4.1	SR9	27/9/2014 16:30	29.80	158.9	10.07	2.2	SR9	27/9/2014 22:30	29.72	141.4	8.98	1.8
SR9	27/9/2014 4:35	29.22	105.6	7.24	2.0	SR9	27/9/2014 10:35	29.18	113.1	7.23	4.2	SR9	27/9/2014 16:35	29.82	159.2	10.09	2.3	SR9	27/9/2014 22:35	29.73	141.4	8.98	2.1
SR9	27/9/2014 4:40	29.24	105.3	7.21	4.3	SR9	27/9/2014 10:40	29.19	114.9	7.35	4.6	SR9	27/9/2014 16:40	29.80	158.8	10.07	2.2	SR9	27/9/2014 22:40	29.73	141.0	8.96	2.0
SR9	27/9/2014 4:45	29.32	107.5	7.40	2.0	SR9	27/9/2014 10:45	29.16	114.7	7.34	4.3	SR9	27/9/2014 16:45	29.73	156.3	9.92	2.4	SR9	27/9/2014 22:45	29.71	140.2	8.90	2.1
SR9	27/9/2014 4:50	29.33	108.8	7.48	2.2	SR9	27/9/2014 10:50	29.19	116.1	7.43	4.6	SR9	27/9/2014 16:50	29.79	158.2	10.03	2.4	SR9	27/9/2014 22:50	29.70	139.9	8.89	2.2
SR9	27/9/2014 4:55	29.30	106.4	7.30	1.9	SR9	27/9/2014 10:55	29.18	115.3	7.38	4.7	SR9	27/9/2014 16:55	29.81	158.8	10.06	2.3	SR9	27/9/2014 22:55	29.67	138.5	8.80	2.1
SR9	27/9/2014 5:00	29.31	106.1	7.27	1.6	SR9	27/9/2014 11:00	29.20	113.3	7.25	4.6	SR9	27/9/2014 17:00	29.78	157.4	9.98	2.5	SR9	27/9/2014 23:00	29.64	137.5	8.74	2.0
SR9	27/9/2014 5:05	29.32	105.5	7.25	2.5	SR9	27/9/2014 11:05	29.19	114.7	7.34	4.6	SR9	27/9/2014 17:05	29.82	158.5	10.04	2.4	SR9	27/9/2014 23:05	29.65	137.2	8.73	2.4
SR9	27/9/2014 5:10	29.32	105.5	7.24	2.3	SR9	27/9/2014 11:10	29.12	114.6	7.34	3.8	SR9	27/9/2014 17:10	29.83	159.1	10.08	2.6	SR9	27/9/2014 23:10	29.61	135.4	8.61	2.2
SR9	27/9/2014 5:15	29.32	106.3	7.30	2.3	SR9	27/9/2014 11:15	29.14	115.7	7.41	3.6	SR9	27/9/2014 17:15	29.72	155.2	9.85	2.5	SR9	27/9/2014 23:15	29.60	135.4	8.61	2.4
SR9	27/9/2014 5:20	29.33	109.1	7.49	2.3	SR9	27/9/2014 11:20	29.20	114.7	7.34	4.1	SR9	27/9/2014 17:20	29.76	155.9	9.89	2.8	SR9	27/9/2014 23:20	29.62	136.4	8.67	3.4
SR9	27/9/2014 5:25	29.31	107.5	7.35	2.1	SR9	27/9/2014 11:25	29.13	119.9	7.68	2.6	SR9	27/9/2014 17:25	29.79	155.3	9.84	3.1	SR9	27/9/2014 23:25	29.61	136.5	8.68	**10.5**
SR9	27/9/2014 5:30	29.31	107.6	7.36	2.5	SR9	27/9/2014 11:30	29.14	119.1	7.63	2.4	SR9	27/9/2014 17:30	29.70	153.0	9.71	2.7	SR9	27/9/2014 23:30	29.61	136.7	8.69	4.1
SR9	27/9/2014 5:35	29.29	107.7	7.38	1.6	SR9	27/9/2014 11:35	29.18	119.7	7.66	2.7	SR9	27/9/2014 17:35	29.64	150.6	9.57	2.5	SR9	27/9/2014 23:35	29.60	136.7	8.69	3.5
SR9	27/9/2014 5:40	29.33	105.6	7.23	1.9	SR9	27/9/2014 11:40	29.21	121.5	7.77	2.9	SR9	27/9/2014 17:40	29.71	150.0	9.52	2.5	SR9	27/9/2014 23:40	29.59	136.3	8.67	2.2
SR9	27/9/2014 5:45	29.36	105.3	7.22	1.8	SR9	27/9/2014 11:45	29.33	120.5	7.69	3.3	SR9	27/9/2014 17:45	29.60	147.6	9.39	3.6	SR9	27/9/2014 23:45	29.57	135.6	8.63	2.3
SR9	27/9/2014 5:50	29.29	106.6	7.30	1.3	SR9	27/9/2014 11:50	29.33	129.1	8.24	3.4	SR9	27/9/2014 17:50	29.68	148.5	9.43	3.2	SR9	27/9/2014 23:50	29.57	135.3	8.61	2.3
SR9	27/9/2014 5:55	29.31	108.3	7.41	1.4	SR9	27/9/2014 11:55	29.38	129.7	8.27	3.9	SR9	27/9/2014 17:55	29.68	150.9	9.58	3.2	SR9	27/9/2014 23:55	29.55	134.6	8.57	2.1

Station	Timestamp	Temp (° C)	DO (%)	DO (mg/L)	Tur (NTU)	Station	Timestamp	Temp (° C)	DO (%)	DO (mg/L)	Tur (NTU)	Station	Timestamp	Temp (° C)	DO (%)	DO (mg/L)	Tur (NTU)	Station	Timestamp	Temp (°C)	DO (%)	DO (mg/L)	Tur (NTU)
SR10	27/9/2014 0:00	28.86	74.8	**5.00**	**5.0**	SR10	27/9/2014 6:00	28.75	74.6	**5.07**	3.9	SR10	27/9/2014 12:00	28.82	61.7	**4.16**	**5.0**	SR10	27/9/2014 18:00	29.36	66.1	**4.43**	2.5
SR10	27/9/2014 0:05	28.87	75.0	**5.02**	**5.1**	SR10	27/9/2014 6:05	28.74	74.7	**5.09**	3.4	SR10	27/9/2014 12:05	28.84	62.2	**4.20**	**4.8**	SR10	27/9/2014 18:05	29.37	63.0	**4.23**	2.5
SR10	27/9/2014 0:10	28.85	74.9	**5.01**	**9.0**	SR10	27/9/2014 6:10	28.74	74.4	**5.06**	3.6	SR10	27/9/2014 12:10	28.83	70.8	**4.78**	**5.5**	SR10	27/9/2014 18:10	29.37	61.5	**4.12**	2.5
SR10	27/9/2014 0:15	28.86	75.1	**5.03**	**7.3**	SR10	27/9/2014 6:15	28.74	74.4	**5.06**	3.4	SR10	27/9/2014 12:15	28.81	71.9	**4.86**	**5.3**	SR10	27/9/2014 18:15	29.38	60.6	**4.06**	2.8
SR10	27/9/2014 0:20	28.88	71.4	**4.78**	**4.8**	SR10	27/9/2014 6:20	28.73	73.8	**5.02**	3.2	SR10	27/9/2014 12:20	28.81	72.7	**4.90**	**5.7**	SR10	27/9/2014 18:20	29.41	59.3	**3.97**	2.4
SR10	27/9/2014 0:25	28.89	68.2	**4.57**	**4.9**	SR10	27/9/2014 6:25	28.75	74.1	**5.03**	3.4	SR10	27/9/2014 12:25	28.82	73.6	**4.96**	**5.6**	SR10	27/9/2014 18:25	29.44	56.6	**3.79**	3.1
SR10	27/9/2014 0:30	28.89	66.8	**4.48**	4.5	SR10	27/9/2014 6:30	28.74	68.7	**4.67**	3.1	SR10	27/9/2014 12:30	28.84	75.9	**5.11**	4.2	SR10	27/9/2014 18:30	29.45	61.5	**4.12**	2.3
SR10	27/9/2014 0:35	28.88	67.8	**4.55**	4.4	SR10	27/9/2014 6:35	28.74	65.6	**4.45**	3.6	SR10	27/9/2014 12:35	28.85	75.7	**5.10**	4.3	SR10	27/9/2014 18:35	29.44	62.2	**4.16**	2.4
SR10	27/9/2014 0:40	28.88	67.4	**4.53**	**5.4**	SR10	27/9/2014 6:40	28.74	65.4	**4.44**	**14.0**	SR10	27/9/2014 12:40	28.85	75.9	**5.12**	4.4	SR10	27/9/2014 18:40	29.45	69.7	**4.66**	2.6
SR10	27/9/2014 0:45	28.88	63.9	**4.29**	**4.8**	SR10	27/9/2014 6:45	28.74	63.5	**4.32**	3.8	SR10	27/9/2014 12:45	28.87	75.6	**5.09**	**4.9**	SR10	27/9/2014 18:45	29.42	76.0	**5.08**	2.7
SR10	27/9/2014 0:50	28.88	67.5	**4.53**	**4.9**	SR10	27/9/2014 6:50	28.74	61.2	**4.16**	2.9	SR10	27/9/2014 12:50	28.92	75.2	**5.06**	4.4	SR10	27/9/2014 18:50	29.43	78.9	**5.28**	3.1
SR10	27/9/2014 0:55	28.88	62.3	**4.18**	4.4	SR10	27/9/2014 6:55	28.74	60.7	**4.12**	2.9	SR10	27/9/2014 12:55	28.98	74.1	**4.98**	4.4	SR10	27/9/2014 18:55	29.38	79.1	**5.30**	3.7
SR10	27/9/2014 1:00	28.88	61.9	**4.16**	3.6	SR10	27/9/2014 7:00	28.74	61.9	**4.20**	4.0	SR10	27/9/2014 13:00	28.99	74.0	**4.98**	4.0	SR10	27/9/2014 19:00	29.29	81.8	**5.49**	2.9
SR10	27/9/2014 1:05	28.88	64.5	**4.33**	4.1	SR10	27/9/2014 7:05	28.74	60.9	**4.13**	2.8	SR10	27/9/2014 13:05	29.10	69.9	**4.69**	3.6	SR10	27/9/2014 19:05	29.27	81.6	**5.48**	3.4
SR10	27/9/2014 1:10	28.89	63.0	**4.23**	3.8	SR10	27/9/2014 7:10	28.74	60.5	**4.11**	3.2	SR10	27/9/2014 13:10	29.10	69.2	**4.65**	3.7	SR10	27/9/2014 19:10	29.28	81.5	**5.47**	3.3
SR10	27/9/2014 1:15	28.88	58.3	**3.92**	3.8	SR10	27/9/2014 7:15	28.74	60.5	**4.10**	3.3	SR10	27/9/2014 13:15	29.12	71.0	**4.77**	3.7	SR10	27/9/2014 19:15	29.24	82.7	**5.55**	3.1
SR10	27/9/2014 1:20	28.89	60.8	**4.08**	4.0	SR10	27/9/2014 7:20	28.75	59.9	**4.07**	3.7	SR10	27/9/2014 13:20	29.04	74.9	**5.03**	4.0	SR10	27/9/2014 19:20	29.34	65.8	**4.41**	2.6
SR10	27/9/2014 1:25	28.89	62.3	**4.18**	4.3	SR10	27/9/2014 7:25	28.75	59.5	**4.04**	2.8	SR10	27/9/2014 13:25	29.17	73.3	**4.92**	3.6	SR10	27/9/2014 19:25	29.35	64.4	**4.31**	2.8
SR10	27/9/2014 1:30	28.90	59.9	**4.02**	3.6	SR10	27/9/2014 7:30	28.75	59.1	**4.01**	2.6	SR10	27/9/2014 13:30	29.06	71.4	**4.80**	3.7	SR10	27/9/2014 19:30	29.35	57.6	**3.85**	2.7
SR10	27/9/2014 1:35	28.89	59.6	**4.01**	3.4	SR10	27/9/2014 7:35	28.75	60.4	**4.10**	3.7	SR10	27/9/2014 13:35	29.21	66.2	**4.44**	3.1	SR10	27/9/2014 19:35	29.35	60.0	**4.01**	3.0
SR10	27/9/2014 1:40	28.89	63.2	**4.24**	4.0	SR10	27/9/2014 7:40	28.75	60.3	**4.10**	2.5	SR10	27/9/2014 13:40	29.29	67.1	**4.49**	3.3	SR10	27/9/2014 19:40	29.38	58.5	**3.91**	2.6
SR10	27/9/2014 1:45	28.90	62.0	**4.16**	3.8	SR10	27/9/2014 7:45	28.75	59.5	**4.03**	2.9	SR10	27/9/2014 13:45	29.21	67.3	**4.51**	3.5	SR10	27/9/2014 19:45	29.40	55.6	**3.72**	2.4
SR10	27/9/2014 1:50	28.91	74.6	**5.01**	4.4	SR10	27/9/2014 7:50	28.75	62.6	**4.24**	4.1	SR10	27/9/2014 13:50	29.20	65.3	**4.38**	3.2	SR10	27/9/2014 19:50	29.38	59.7	**3.99**	2.5
SR10	27/9/2014 1:55	28.82	75.9	**5.10**	4.5	SR10	27/9/2014 7:55	28.76	59.5	**4.04**	3.7	SR10	27/9/2014 13:55	29.21	66.8	**4.49**	3.3	SR10	27/9/2014 19:55	29.36	58.2	**3.89**	2.4
SR10	27/9/2014 2:00	28.83	75.8	**5.10**	**6.1**	SR10	27/9/2014 8:00	28.75	57.9	**3.93**	2.5	SR10	27/9/2014 14:00	29.19	74.4	**5.00**	3.1	SR10	27/9/2014 20:00	29.35	56.6	**3.79**	2.4
SR10	27/9/2014 2:05	28.82	74.6	**5.02**	3.4	SR10	27/9/2014 8:05	28.75	58.8	**3.99**	2.6	SR10	27/9/2014 14:05	29.17	77.4	**5.20**	3.1	SR10	27/9/2014 20:05	29.33	57.9	**3.88**	2.1
SR10	27/9/2014 2:10	28.83	74.8	**5.03**	3.9	SR10	27/9/2014 8:10	28.74	61.1	**4.14**	3.4	SR10	27/9/2014 14:10	29.15	77.5	**5.20**	3.4	SR10	27/9/2014 20:10	29.32	57.7	**3.87**	2.4
SR10	27/9/2014 2:15	28.90	76.3	**5.13**	3.5	SR10	27/9/2014 8:15	28.75	59.8	**4.05**	2.5	SR10	27/9/2014 14:15	29.10	77.2	**5.19**	3.1	SR10	27/9/2014 20:15	29.31	57.2	**3.83**	3.5
SR10	27/9/2014 2:20	28.85	74.9	**5.04**	3.4	SR10	27/9/2014 8:20	28.76	64.7	**4.38**	2.6	SR10	27/9/2014 14:20	29.06	78.0	**5.25**	3.2	SR10	27/9/2014 20:20	29.29	62.8	**4.21**	4.0
SR10	27/9/2014 2:25	28.92	78.0	**5.24**	3.4	SR10	27/9/2014 8:25	28.76	62.5	**4.23**	2.7	SR10	27/9/2014 14:25	29.01	77.2	**5.19**	3.3	SR10	27/9/2014 20:25	29.29	62.6	**4.20**	3.8
SR10	27/9/2014 2:30	28.91	77.8	**5.22**	3.5	SR10	27/9/2014 8:30	28.76	63.0	**4.27**	2.6	SR10	27/9/2014 14:30	29.04	77.1	**5.19**	3.1	SR10	27/9/2014 20:30	29.30	64.6	**4.33**	**5.6**
SR10	27/9/2014 2:35	28.91	78.5	**5.27**	3.3	SR10	27/9/2014 8:35	28.76	62.7	**4.25**	3.0	SR10	27/9/2014 14:35	29.40	81.7	**5.46**	2.5	SR10	27/9/2014 20:35	29.35	66.0	**4.42**	3.8
SR10	27/9/2014 2:40	28.92	78.1	**5.24**	3.7	SR10	27/9/2014 8:40	28.77	62.1	**4.20**	2.4	SR10	27/9/2014 14:40	29.36	82.2	**5.50**	2.6	SR10	27/9/2014 20:40	29.36	64.5	**4.32**	4.5
SR10	27/9/2014 2:45	28.86	77.8	**5.23**	3.8	SR10	27/9/2014 8:45	28.77	61.3	**4.15**	2.5	SR10	27/9/2014 14:45	29.28	81.4	**5.46**	2.8	SR10	27/9/2014 20:45	29.42	67.8	**4.54**	**4.9**
SR10	27/9/2014 2:50	28.82	76.9	**5.18**	**5.6**	SR10	27/9/2014 8:50	28.78	64.0	**4.33**	2.9	SR10	27/9/2014 14:50	29.26	82.0	**5.50**	2.5	SR10	27/9/2014 20:50	29.47	70.3	**4.70**	**4.9**
SR10	27/9/2014 2:55	28.93	76.1	**5.11**	3.3	SR10	27/9/2014 8:55	28.78	62.8	**4.25**	2.6	SR10	27/9/2014 14:55	29.41	83.5	**5.58**	2.4	SR10	27/9/2014 20:55	29.46	74.3	**4.96**	4.5
SR10	27/9/2014 3:00	29.08	75.5	**5.05**	4.1	SR10	27/9/2014 9:00	28.78	66.2	**4.49**	2.7	SR10	27/9/2014 15:00	29.35	82.6	**5.54**	2.8	SR10	27/9/2014 21:00	29.42	70.6	**4.73**	2.8
SR10	27/9/2014 3:05	29.22	75.3	**5.03**	**7.1**	SR10	27/9/2014 9:05	28.78	68.9	**4.66**	2.9	SR10	27/9/2014 15:05	29.43	84.4	**5.65**	2.3	SR10	27/9/2014 21:05	29.44	70.9	**4.74**	3.1
SR10	27/9/2014 3:10	29.32	76.2	**5.08**	3.9	SR10	27/9/2014 9:10	28.78	71.9	**4.87**	**5.2**	SR10	27/9/2014 15:10	29.35	82.6	**5.53**	2.5	SR10	27/9/2014 21:10	29.40	72.5	**4.85**	**7.8**
SR10	27/9/2014 3:15	29.29	76.1	**5.07**	**6.1**	SR10	27/9/2014 9:15	28.77	72.8	**4.93**	2.9	SR10	27/9/2014 15:15	29.34	75.9	**5.08**	2.1	SR10	27/9/2014 21:15	29.36	70.3	**4.71**	4.1
SR10	27/9/2014 3:20	29.23	76.8	**5.13**	4.7	SR10	27/9/2014 9:20	28.77	69.5	**4.70**	3.0	SR10	27/9/2014 15:20	29.24	66.1	**4.43**	2.9	SR10	27/9/2014 21:20	29.26	77.9	**5.22**	4.4
SR10	27/9/2014 3:25	29.12	77.4	**5.18**	4.7	SR10	27/9/2014 9:25	28.78	67.9	**4.60**	3.5	SR10	27/9/2014 15:25	29.25	66.7	**4.48**	3.0	SR10	27/9/2014 21:25	29.36	77.3	**5.18**	4.6
SR10	27/9/2014 3:30	29.08	76.2	**5.10**	3.4	SR10	27/9/2014 9:30	28.79	70.0	**4.73**	4.6	SR10	27/9/2014 15:30	29.28	77.8	**5.21**	2.6	SR10	27/9/2014 21:30	29.31	75.6	**5.06**	4.6
SR10	27/9/2014 3:35	29.10	76.8	**5.13**	4.3	SR10	27/9/2014 9:35	28.80	69.2	**4.68**	3.4	SR10	27/9/2014 15:35	29.28	80.3	**5.38**	2.6	SR10	27/9/2014 21:35	29.33	76.2	**5.11**	4.3
SR10	27/9/2014 3:40	29.04	76.2	**5.10**	**6.6**	SR10	27/9/2014 9:40	28.80	66.7	**4.51**	3.4	SR10	27/9/2014 15:40	29.28	83.7	**5.60**	2.6	SR10	27/9/2014 21:40	29.27	72.4	**4.86**	4.2
SR10	27/9/2014 3:45	28.99	75.7	**5.07**	**4.8**	SR10	27/9/2014 9:45	28.80	67.0	**4.53**	4.1	SR10	27/9/2014 15:45	29.30	79.8	**5.35**	2.4	SR10	27/9/2014 21:45	29.29	73.2	**4.91**	4.5
SR10	27/9/2014 3:50	28.94	75.7	**5.08**	4.1	SR10	27/9/2014 9:50	28.80	65.2	**4.40**	**7.6**	SR10	27/9/2014 15:50	29.31	79.2	**5.30**	2.7	SR10	27/9/2014 21:50	29.27	71.8	**4.81**	4.5
SR10	27/9/2014 3:55	28.87	75.5	**5.08**	**7.9**	SR10	27/9/2014 9:55	28.82	65.8	**4.45**	4.5	SR10	27/9/2014 15:55	29.54	77.4	**5.16**	2.7	SR10	27/9/2014 21:55	29.25	71.7	**4.80**	4.4
SR10	27/9/2014 4:00	28.88	75.7	**5.09**	**25.3**	SR10	27/9/2014 10:00	28.84	65.6	**4.43**	3.7	SR10	27/9/2014 16:00	29.62	84.6	**5.65**	2.4	SR10	27/9/2014 22:00	29.24	72.7	**4.87**	4.6
SR10	27/9/2014 4:05	28.84	75.6	**5.09**	**9.3**	SR10	27/9/2014 10:05	28.86	65.3	**4.41**	3.7	SR10	27/9/2014 16:05	29.58	84.2	**5.63**	2.5	SR10	27/9/2014 22:05	29.22	71.8	**4.80**	3.8
SR10	27/9/2014 4:10	28.81	75.8	**5.11**	**5.4**	SR10	27/9/2014 10:10	28.92	66.2	**4.47**	3.4	SR10	27/9/2014 16:10	29.61	85.2	**5.70**	2.5	SR10	27/9/2014 22:10	29.21	68.6	**4.60**	**6.2**
SR10	27/9/2014 4:15	28.78	76.4	**5.16**	**5.7**	SR10	27/9/2014 10:15	28.84	66.8	**4.51**	3.9	SR10	27/9/2014 16:15	29.57	84.1	**5.62**	2.6	SR10	27/9/2014 22:15	29.18	68.1	**4.58**	**5.8**
SR10	27/9/2014 4:20	28.77	76.2	**5.15**	**5.7**	SR10	27/9/2014 10:20	28.84	61.6	**4.16**	4.2	SR10	27/9/2014 16:20	29.57	83.8	**5.62**	2.6	SR10	27/9/2014 22:20	29.21	69.9	**4.69**	**6.6**
SR10	27/9/2014 4:25	28.76	76.5	**5.17**	4.4	SR10	27/9/2014 10:25	28.87	62.2	**4.20**	4.6	SR10	27/9/2014 16:25	29.54	84.0	**5.63**	2.6	SR10	27/9/2014 22:25	29.20	70.6	**4.74**	**5.7**
SR10	27/9/2014 4:30	28.77	76.4	**5.16**	**4.8**	SR10	27/9/2014 10:30	28.85	60.0	**4.05**	**9.3**	SR10	27/9/2014 16:30	29.64	85.2	**5.71**	2.8	SR10	27/9/2014 22:30	29.22	70.8	**4.75**	**5.6**
SR10	27/9/2014 4:35	28.76	76.3	**5.15**	4.3	SR10	27/9/2014 10:35	28.83	67.3	**4.54**	4.7	SR10	27/9/2014 16:35	29.53	84.4	**5.66**	2.6	SR10	27/9/2014 22:35	29.22	71.2	**4.78**	**4.9**
SR10	27/9/2014 4:40	28.76	76.1	**5.14**	4.4	SR10	27/9/2014 10:40	28.85	65.8	**4.44**	4.3	SR10	27/9/2014 16:40	29.44	82.6	**5.54**	2.6	SR10	27/9/2014 22:40	29.22	66.9	**4.49**	3.8
SR10	27/9/2014 4:45	28.75	76.4	**5.16**	**9.9**	SR10	27/9/2014 10:45	28.85	64.6	**4.35**	4.2	SR10	27/9/2014 16:45	29.39	82.9	**5.56**	2.7	SR10	27/9/2014 22:45	29.20	69.4	**4.66**	**5.5**
SR10	27/9/2014 4:50	28.79	76.0	**5.13**	**4.9**	SR10	27/9/2014 10:50	28.84	67.7	**4.56**	4.4	SR10	27/9/2014 16:50	29.38	81.9	**5.49**	2.4	SR10	27/9/2014 22:50	29.22	69.3	**4.65**	4.6
SR10	27/9/2014 4:55	28.77	76.0	**5.13**	**9.5**	SR10	27/9/2014 10:55	28.87	63.9	**4.31**	3.8	SR10	27/9/2014 16:55	29.36	82.3	**5.53**	2.5	SR10	27/9/2014 22:55	29.20	73.5	**4.92**	**4.8**
SR10	27/9/2014 5:00	28.77	75.8	**5.11**	**6.4**	SR10	27/9/2014 11:00	28.89	60.5	**4.09**	3.9	SR10	27/9/2014 17:00	29.31	82.0	**5.51**	2.9	SR10	27/9/2014 23:00	29.20	73.8	**4.95**	4.6
SR10	27/9/2014 5:05	28.77	75.6	**5.10**	**6.6**	SR10	27/9/2014 11:05	28.89	61.7	**4.17**	**7.0**	SR10	27/9/2014 17:05	29.28	81.4	**5.47**	3.8	SR10	27/9/2014 23:05	29.21	75.3	**5.05**	**5.0**
SR10	27/9/2014 5:10	28.77	75.4	**5.09**	**7.5**	SR10	27/9/2014 11:10	28.89	62.8	**4.25**	4.0	SR10	27/9/2014 17:10	29.32	82.4	**5.53**	3.1	SR10	27/9/2014 23:10	29.10	72.5	**4.87**	4.7
SR10	27/9/2014 5:15	28.77	75.4	**5.09**	**5.5**	SR10	27/9/2014 11:15	28.88	61.4	**4.14**	4.3	SR10	27/9/2014 17:15	29.40	83.1	**5.57**	2.8	SR10	27/9/2014 23:15	29.06	75.6	**5.08**	**6.0**
SR10	27/9/2014 5:20	28.75	75.4	**5.09**	**7.4**	SR10	27/9/2014 11:20	28.86	59.2	**3.99**	**5.1**	SR10	27/9/2014 17:20	29.41	83.0	**5.58**	2.7	SR10	27/9/2014 23:20	29.05	76.1	**5.11**	**5.8**
SR10	27/9/2014 5:25	28.75	75.4	**5.09**	**7.8**	SR10	27/9/2014 11:25	28.92	61.1	**4.12**	**4.8**	SR10	27/9/2014 17:25	29.45	83.4	**5.59**	2.7	SR10	27/9/2014 23:25	29.04	74.9	**5.04**	**5.4**
SR10	27/9/2014 5:30	28.76	75.6	**5.10**	**6.8**	SR10	27/9/2014 11:30	28.93	60.5	**4.07**	4.3	SR10	27/9/2014 17:30	29.44	83.9	**5.61**	3.1	SR10	27/9/2014 23:30	29.03	71.6	**4.81**	**8.1**
SR10	27/9/2014 5:35	28.75	75.5	**5.10**	**7.4**	SR10	27/9/2014 11:35	28.87	60.0	**4.04**	4.7	SR10	27/9/2014 17:35	29.36	82.4	**5.52**	3.3	SR10	27/9/2014 23:35	29.06	74.8	**5.03**	**5.2**
SR10	27/9/2014 5:40	28.75	75.4	**5.10**	4.2	SR10	27/9/2014 11:40	28.84	66.1	**4.46**	**4.9**	SR10	27/9/2014 17:40	29.32	80.8	**5.43**	3.4	SR10	27/9/2014 23:40	29.03	72.3	**4.86**	**5.3**
SR10	27/9/2014 5:45	28.76	74.9	**5.07**	3.7	SR10	27/9/2014 11:45	28.83	61.6	**4.16**	**4.8**	SR10	27/9/2014 17:45	29.36	82.2	**5.52**	3.2	SR10	27/9/2014 23:45	29.00	75.1	**5.05**	**6.5**
SR10	27/9/2014 5:50	28.76	75.0	**5.08**	4.0	SR10	27/9/2014 11:50	28.82	65.1	**4.38**	**5.3**	SR10	27/9/2014 17:50	29.34	75.8	**5.08**	3.3	SR10	27/9/2014 23:50	29.02	74.0	**4.98**	**6.8**
SR10	27/9/2014 5:55	28.75	74.6	**5.05**	3.8	SR10	27/9/2014 11:55	28.82	57.9	**3.90**	**5.0**	SR10	27/9/2014 17:55	29.36	71.9	**4.82**	3.0	SR10	27/9/2014 23:55	29.02	72.6	**4.87**	**4.9**

Station	Timestamp	Temp (° C)	DO (%)	DO (mg/L)	Tur (NTU)	Station	Timestamp	Temp (° C)	DO (%)	DO (mg/L)	Tur (NTU)	Station	Timestamp	Temp (° C)	DO (%)	DO (mg/L)	Tur (NTU)	Station	Timestamp	Temp (°C)	DO (%)	DO (mg/L)	Tur (NTU)
SR11	27/9/2014 0:00	29.14	70.1	**4.48**	1.0	SR11	27/9/2014 6:00	28.87	51.0	**3.27**	0.6	SR11	27/9/2014 12:00	29.11	68.1	**4.37**	1.6	SR11	27/9/2014 18:00	29.50	68.0	**4.33**	1.6
SR11	27/9/2014 0:05	29.14	70.5	**4.50**	2.5	SR11	27/9/2014 6:05	28.88	51.7	**3.32**	0.7	SR11	27/9/2014 12:05	29.11	66.7	**4.28**	1.2	SR11	27/9/2014 18:05	29.51	67.7	**4.31**	1.0
SR11	27/9/2014 0:10	29.15	71.5	**4.56**	1.3	SR11	27/9/2014 6:10	28.99	61.4	**3.93**	0.5	SR11	27/9/2014 12:10	29.12	64.7	**4.15**	1.0	SR11	27/9/2014 18:10	29.49	65.7	**4.18**	1.0
SR11	27/9/2014 0:15	29.15	72.5	**4.63**	1.0	SR11	27/9/2014 6:15	28.91	62.5	**4.01**	0.1	SR11	27/9/2014 12:15	29.13	64.3	**4.12**	1.0	SR11	27/9/2014 18:15	29.50	69.6	**4.43**	0.9
SR11	27/9/2014 0:20	29.15	69.5	**4.44**	1.1	SR11	27/9/2014 6:20	28.91	66.2	**4.24**	4.5	SR11	27/9/2014 12:20	29.01	60.3	**3.87**	2.7	SR11	27/9/2014 18:20	29.40	71.0	**4.52**	1.6
SR11	27/9/2014 0:25	29.15	71.1	**4.54**	1.4	SR11	27/9/2014 6:25	28.73	63.8	**4.11**	0.4	SR11	27/9/2014 12:25	29.09	63.9	**4.10**	1.1	SR11	27/9/2014 18:25	29.17	72.1	**4.61**	2.6
SR11	27/9/2014 0:30	29.14	67.6	**4.32**	1.2	SR11	27/9/2014 6:30	28.83	71.9	**4.62**	2.3	SR11	27/9/2014 12:30	29.04	64.2	**4.12**	1.5	SR11	27/9/2014 18:30	29.35	71.3	**4.55**	1.7
SR11	27/9/2014 0:35	29.12	64.2	**4.11**	1.5	SR11	27/9/2014 6:35	28.84	72.9	**4.68**	2.6	SR11	27/9/2014 12:35	29.11	66.8	**4.28**	1.0	SR11	27/9/2014 18:35	29.56	78.0	**4.96**	0.6
SR11	27/9/2014 0:40	29.12	63.5	**4.06**	1.4	SR11	27/9/2014 6:40	28.83	72.8	**4.68**	2.3	SR11	27/9/2014 12:40	29.09	66.2	**4.24**	1.3	SR11	27/9/2014 18:40	29.53	79.1	**5.04**	0.7
SR11	27/9/2014 0:45	29.13	63.6	**4.06**	0.9	SR11	27/9/2014 6:45	28.85	72.4	**4.65**	2.4	SR11	27/9/2014 12:45	29.07	66.8	**4.29**	1.2	SR11	27/9/2014 18:45	29.53	77.4	**4.93**	1.6
SR11	27/9/2014 0:50	29.14	68.3	**4.36**	0.9	SR11	27/9/2014 6:50	28.84	72.4	**4.66**	2.3	SR11	27/9/2014 12:50	29.08	67.7	**4.34**	1.0	SR11	27/9/2014 18:50	29.54	79.8	**5.08**	1.0
SR11	27/9/2014 0:55	29.11	62.4	**3.99**	1.1	SR11	27/9/2014 6:55	28.83	73.2	**4.71**	2.8	SR11	27/9/2014 12:55	29.16	67.7	**4.34**	0.7	SR11	27/9/2014 18:55	29.55	82.3	**5.24**	1.0
SR11	27/9/2014 1:00	29.11	62.9	**4.02**	1.0	SR11	27/9/2014 7:00	28.82	72.7	**4.68**	2.6	SR11	27/9/2014 13:00	29.24	66.6	**4.26**	1.1	SR11	27/9/2014 19:00	29.59	85.3	**5.43**	1.7
SR11	27/9/2014 1:05	29.10	61.1	**3.91**	1.2	SR11	27/9/2014 7:05	28.78	73.1	**4.71**	2.6	SR11	27/9/2014 13:05	29.22	62.3	**3.99**	0.9	SR11	27/9/2014 19:05	29.61	87.2	**5.55**	1.3
SR11	27/9/2014 1:10	29.10	59.6	**3.81**	2.2	SR11	27/9/2014 7:10	28.79	73.2	**4.71**	4.3	SR11	27/9/2014 13:10	29.23	68.0	**4.35**	0.4	SR11	27/9/2014 19:10	29.57	85.2	**5.43**	2.0
SR11	27/9/2014 1:15	29.09	57.8	**3.70**	0.9	SR11	27/9/2014 7:15	28.81	73.3	**4.72**	2.4	SR11	27/9/2014 13:15	29.27	67.4	**4.31**	0.6	SR11	27/9/2014 19:15	29.49	79.5	**5.06**	1.7
SR11	27/9/2014 1:20	29.10	59.6	**3.81**	0.8	SR11	27/9/2014 7:20	28.78	73.9	**4.76**	3.0	SR11	27/9/2014 13:20	29.30	68.4	**4.37**	0.6	SR11	27/9/2014 19:20	29.47	82.0	**5.22**	1.5
SR11	27/9/2014 1:25	29.09	60.0	**3.84**	1.1	SR11	27/9/2014 7:25	28.81	73.5	**4.73**	2.9	SR11	27/9/2014 13:25	29.38	70.4	**4.50**	0.6	SR11	27/9/2014 19:25	29.45	82.7	**5.27**	1.7
SR11	27/9/2014 1:30	29.06	57.9	**3.70**	1.3	SR11	27/9/2014 7:30	28.80	73.9	**4.76**	3.1	SR11	27/9/2014 13:30	29.35	69.2	**4.42**	0.6	SR11	27/9/2014 19:30	29.42	82.3	**5.25**	1.7
SR11	27/9/2014 1:35	29.06	57.1	**3.65**	1.5	SR11	27/9/2014 7:35	28.80	74.2	**4.78**	3.3	SR11	27/9/2014 13:35	29.42	73.3	**4.68**	0.7	SR11	27/9/2014 19:35	29.42	81.8	**5.21**	1.4
SR11	27/9/2014 1:40	29.07	56.3	**3.60**	1.0	SR11	27/9/2014 7:40	28.82	73.2	**4.72**	3.2	SR11	27/9/2014 13:40	29.47	71.9	**4.58**	0.6	SR11	27/9/2014 19:40	29.42	83.1	**5.31**	3.0
SR11	27/9/2014 1:45	29.08	56.5	**3.61**	0.8	SR11	27/9/2014 7:45	28.81	73.7	**4.75**	3.2	SR11	27/9/2014 13:45	29.43	68.4	**4.36**	0.8	SR11	27/9/2014 19:45	29.42	84.3	**5.37**	1.3
SR11	27/9/2014 1:50	29.09	58.1	**3.72**	0.8	SR11	27/9/2014 7:50	28.83	73.4	**4.72**	3.5	SR11	27/9/2014 13:50	29.47	69.3	**4.42**	0.7	SR11	27/9/2014 19:50	29.42	84.9	**5.41**	1.4
SR11	27/9/2014 1:55	29.07	57.9	**3.70**	0.9	SR11	27/9/2014 7:55	28.83	73.1	**4.70**	2.9	SR11	27/9/2014 13:55	29.41	68.1	**4.35**	0.8	SR11	27/9/2014 19:55	29.35	84.7	**5.41**	1.2
SR11	27/9/2014 2:00	29.06	58.2	**3.72**	1.4	SR11	27/9/2014 8:00	28.84	72.7	**4.68**	2.7	SR11	27/9/2014 14:00	29.48	69.9	**4.46**	0.5	SR11	27/9/2014 20:00	29.30	83.7	**5.35**	1.7
SR11	27/9/2014 2:05	29.02	61.2	**3.91**	1.1	SR11	27/9/2014 8:05	28.83	73.8	**4.75**	2.9	SR11	27/9/2014 14:05	29.68	77.4	**4.92**	0.9	SR11	27/9/2014 20:05	29.32	83.6	**5.34**	2.0
SR11	27/9/2014 2:10	29.02	57.9	**3.71**	1.3	SR11	27/9/2014 8:10	28.83	73.7	**4.74**	2.5	SR11	27/9/2014 14:10	29.65	74.4	**4.73**	1.1	SR11	27/9/2014 20:10	29.33	84.1	**5.37**	1.7
SR11	27/9/2014 2:15	29.03	56.0	**3.58**	1.3	SR11	27/9/2014 8:15	28.84	73.8	**4.75**	2.6	SR11	27/9/2014 14:15	29.63	74.7	**4.75**	1.2	SR11	27/9/2014 20:15	29.32	83.8	**5.36**	1.9
SR11	27/9/2014 2:20	29.05	57.3	**3.67**	0.6	SR11	27/9/2014 8:20	28.87	73.8	**4.75**	2.4	SR11	27/9/2014 14:20	29.77	79.3	**5.03**	0.9	SR11	27/9/2014 20:20	29.30	84.2	**5.38**	1.5
SR11	27/9/2014 2:25	29.08	59.5	**3.81**	0.3	SR11	27/9/2014 8:25	28.84	74.0	**4.77**	2.6	SR11	27/9/2014 14:25	29.78	78.5	**4.98**	1.2	SR11	27/9/2014 20:25	29.31	85.2	**5.44**	1.5
SR11	27/9/2014 2:30	29.04	58.8	**3.76**	0.8	SR11	27/9/2014 8:30	28.86	75.4	**4.85**	2.4	SR11	27/9/2014 14:30	29.72	77.4	**4.92**	1.2	SR11	27/9/2014 20:30	29.33	85.5	**5.47**	1.4
SR11	27/9/2014 2:35	29.03	59.8	**3.83**	1.2	SR11	27/9/2014 8:35	28.88	75.4	**4.85**	2.7	SR11	27/9/2014 14:35	29.71	78.7	**4.99**	1.3	SR11	27/9/2014 20:35	29.34	86.0	**5.49**	2.6
SR11	27/9/2014 2:40	29.05	57.1	**3.66**	0.7	SR11	27/9/2014 8:40	28.87	75.8	**4.87**	2.4	SR11	27/9/2014 14:40	29.74	79.4	**5.04**	1.1	SR11	27/9/2014 20:40	29.27	83.3	**5.33**	1.3
SR11	27/9/2014 2:45	29.03	55.4	**3.55**	0.8	SR11	27/9/2014 8:45	28.93	75.1	**4.82**	2.1	SR11	27/9/2014 14:45	29.85	81.3	**5.15**	0.8	SR11	27/9/2014 20:45	29.23	82.5	**5.28**	1.3
SR11	27/9/2014 2:50	29.02	55.5	**3.55**	1.5	SR11	27/9/2014 8:50	28.93	75.1	**4.83**	2.8	SR11	27/9/2014 14:50	29.82	79.0	**5.01**	1.0	SR11	27/9/2014 20:50	29.26	82.3	**5.26**	1.2
SR11	27/9/2014 2:55	29.02	55.7	**3.57**	1.1	SR11	27/9/2014 8:55	28.90	75.9	**4.88**	2.1	SR11	27/9/2014 14:55	29.82	80.3	**5.09**	1.1	SR11	27/9/2014 20:55	29.29	80.3	**5.13**	1.3
SR11	27/9/2014 3:00	29.04	57.8	**3.70**	0.8	SR11	27/9/2014 9:00	28.90	74.6	**4.80**	2.3	SR11	27/9/2014 15:00	29.57	76.2	**4.84**	1.6	SR11	27/9/2014 21:00	29.30	80.9	**5.17**	1.4
SR11	27/9/2014 3:05	29.01	56.5	**3.61**	1.1	SR11	27/9/2014 9:05	28.92	70.6	**4.54**	2.3	SR11	27/9/2014 15:05	29.72	80.6	**5.11**	1.3	SR11	27/9/2014 21:05	29.31	82.9	**5.30**	1.1
SR11	27/9/2014 3:10	29.01	59.5	**3.80**	1.3	SR11	27/9/2014 9:10	29.00	77.6	**4.99**	1.7	SR11	27/9/2014 15:10	29.69	79.0	**5.02**	1.6	SR11	27/9/2014 21:10	29.26	80.3	**5.14**	1.1
SR11	27/9/2014 3:15	29.00	57.6	**3.68**	1.2	SR11	27/9/2014 9:15	28.94	77.9	**5.01**	1.9	SR11	27/9/2014 15:15	29.60	75.3	**4.78**	1.6	SR11	27/9/2014 21:15	29.26	79.8	**5.10**	1.1
SR11	27/9/2014 3:20	29.00	58.1	**3.71**	1.6	SR11	27/9/2014 9:20	28.94	77.6	**5.00**	2.0	SR11	27/9/2014 15:20	29.65	70.1	**4.45**	2.6	SR11	27/9/2014 21:20	29.27	77.7	**4.97**	1.1
SR11	27/9/2014 3:25	29.00	56.4	**3.61**	1.2	SR11	27/9/2014 9:25	28.93	72.5	**4.67**	2.2	SR11	27/9/2014 15:25	29.41	61.9	**3.94**	2.2	SR11	27/9/2014 21:25	29.25	77.4	**4.95**	1.8
SR11	27/9/2014 3:30	29.00	50.0	**3.20**	1.3	SR11	27/9/2014 9:30	28.91	75.9	**4.89**	2.5	SR11	27/9/2014 15:30	29.50	61.7	**3.93**	1.4	SR11	27/9/2014 21:30	29.26	74.5	**4.77**	1.6
SR11	27/9/2014 3:35	29.00	50.6	**3.24**	0.8	SR11	27/9/2014 9:35	28.94	77.1	**4.97**	2.3	SR11	27/9/2014 15:35	29.56	65.1	**4.14**	1.4	SR11	27/9/2014 21:35	29.22	69.8	**4.47**	1.1
SR11	27/9/2014 3:40	28.98	54.5	**3.49**	1.2	SR11						SR11	27/9/2014 15:40	29.59	64.6	**4.10**	1.1	SR11	27/9/2014 21:40	29.22	64.2	**4.11**	2.1
SR11	27/9/2014 3:45	28.97	56.3	**3.60**	1.6	SR11						SR11	27/9/2014 15:45	29.50	62.0	**3.95**	1.0	SR11	27/9/2014 21:45	29.24	62.4	**3.99**	1.5
SR11	27/9/2014 3:50	28.96	57.6	**3.69**	1.7	SR11						SR11	27/9/2014 15:50	29.53	62.8	**4.00**	0.8	SR11	27/9/2014 21:50	29.23	62.3	**3.98**	1.2
SR11	27/9/2014 3:55	28.95	57.3	**3.67**	1.6	SR11	27/9/2014 9:55	29.00	77.0	**4.95**	2.3	SR11	27/9/2014 15:55	29.51	61.7	**3.93**	1.1	SR11	27/9/2014 21:55	29.25	67.6	**4.32**	0.9
SR11	27/9/2014 4:00	28.95	59.4	**3.80**	1.7	SR11	27/9/2014 10:00	28.96	76.9	**4.95**	2.5	SR11	27/9/2014 16:00	29.42	57.9	**3.69**	1.0	SR11	27/9/2014 22:00	29.23	62.9	**4.02**	0.7
SR11	27/9/2014 4:05	28.95	61.1	**3.91**	1.8	SR11	27/9/2014 10:05	28.92	71.5	**4.60**	3.0	SR11	27/9/2014 16:05	29.38	59.6	**3.80**	1.3	SR11	27/9/2014 22:05	29.21	61.5	**3.93**	0.9
SR11	27/9/2014 4:10	28.95	58.1	**3.72**	2.0	SR11	27/9/2014 10:10	28.93	76.9	**4.95**	2.1	SR11	27/9/2014 16:10	29.44	62.0	**3.95**	0.7	SR11	27/9/2014 22:10	29.20	62.6	**4.01**	1.2
SR11	27/9/2014 4:15	28.93	57.8	**3.70**	1.3	SR11	27/9/2014 10:15	29.05	77.3	**4.97**	2.2	SR11	27/9/2014 16:15	29.23	59.5	**3.80**	3.0	SR11	27/9/2014 22:15	29.23	64.6	**4.13**	1.1
SR11	27/9/2014 4:20	28.94	58.0	**3.72**	1.7	SR11	27/9/2014 10:20	29.06	77.5	**4.98**	2.2	SR11	27/9/2014 16:20	29.23	58.8	**3.75**	2.6	SR11	27/9/2014 22:20	29.24	64.6	**4.13**	1.2
SR11	27/9/2014 4:25	28.93	59.7	**3.82**	1.6	SR11	27/9/2014 10:25	29.11	77.4	**4.97**	2.0	SR11	27/9/2014 16:25	29.32	64.5	**4.11**	1.0	SR11	27/9/2014 22:25	29.24	66.0	**4.22**	1.8
SR11	27/9/2014 4:30	28.91	56.2	**3.60**	1.9	SR11	27/9/2014 10:30	29.14	77.5	**4.98**	2.0	SR11	27/9/2014 16:30	29.23	60.8	**3.88**	1.9	SR11	27/9/2014 22:30	29.24	65.4	**4.18**	1.5
SR11	27/9/2014 4:35	28.91	56.9	**3.64**	1.7	SR11	27/9/2014 10:35	29.03	77.3	**4.97**	1.8	SR11	27/9/2014 16:35	29.31	64.5	**4.11**	1.1	SR11	27/9/2014 22:35	29.26	66.3	**4.24**	3.9
SR11	27/9/2014 4:40	28.89	59.1	**3.79**	2.1	SR11	27/9/2014 10:40	29.02	76.9	**4.95**	2.9	SR11	27/9/2014 16:40	29.32	61.8	**3.95**	1.2	SR11	27/9/2014 22:40	29.28	67.7	**4.32**	1.4
SR11	27/9/2014 4:45	28.89	59.9	**3.84**	2.1	SR11	27/9/2014 10:45	28.98	77.0	**4.95**	1.9	SR11	27/9/2014 16:45	29.25	59.0	**3.77**	2.4	SR11	27/9/2014 22:45	29.28	69.5	**4.44**	0.8
SR11	27/9/2014 4:50	28.87	59.9	**3.84**	2.9	SR11	27/9/2014 10:50	29.05	76.9	**4.94**	2.0	SR11	27/9/2014 16:50	29.38	64.5	**4.11**	1.1	SR11	27/9/2014 22:50	29.29	71.1	**4.55**	0.4
SR11	27/9/2014 4:55	28.87	58.2	**3.73**	2.3	SR11	27/9/2014 10:55	28.98	77.4	**4.97**	2.1	SR11	27/9/2014 16:55	29.53	71.5	**4.55**	0.5	SR11	27/9/2014 22:55	29.29	72.2	**4.61**	0.6
SR11	27/9/2014 5:00	28.87	57.6	**3.69**	2.3	SR11	27/9/2014 11:00	29.23	77.1	**4.94**	1.5	SR11	27/9/2014 17:00	29.58	74.9	**4.77**	0.4	SR11	27/9/2014 23:00	29.30	72.2	**4.61**	0.9
SR11	27/9/2014 5:05	28.88	53.9	**3.46**	1.9	SR11	27/9/2014 11:05	29.22	78.0	**5.00**	2.2	SR11	27/9/2014 17:05	29.50	72.7	**4.63**	0.9	SR11	27/9/2014 23:05	29.26	72.2	**4.62**	1.5
SR11	27/9/2014 5:10	28.87	54.3	**3.49**	2.5	SR11	27/9/2014 11:10	29.00	77.5	**4.98**	2.0	SR11	27/9/2014 17:10	29.49	73.3	**4.67**	0.6	SR11	27/9/2014 23:10	29.26	71.2	**4.55**	0.9
SR11	27/9/2014 5:15	28.87	55.7	**3.57**	1.7	SR11	27/9/2014 11:15	28.91	74.1	**4.76**	1.9	SR11	27/9/2014 17:15	29.46	72.4	**4.61**	0.8	SR11	27/9/2014 23:15	29.27	72.1	**4.61**	1.3
SR11	27/9/2014 5:20	28.89	50.7	**3.25**	0.9	SR11	27/9/2014 11:20	29.04	72.3	**4.64**	1.5	SR11	27/9/2014 17:20	29.46	66.2	**4.22**	1.2	SR11	27/9/2014 23:20	29.26	67.4	**4.31**	1.2
SR11	27/9/2014 5:25	28.90	50.3	**3.22**	**8.0**	SR11	27/9/2014 11:25	29.03	68.9	**4.42**	1.6	SR11	27/9/2014 17:25	29.44	65.3	**4.16**	1.7	SR11	27/9/2014 23:25	29.28	67.3	**4.30**	0.7
SR11	27/9/2014 5:30	28.92	50.2	**3.22**	0.5	SR11	27/9/2014 11:30	29.04	67.7	**4.34**	1.8	SR11	27/9/2014 17:30	29.47	63.3	**4.03**	1.2	SR11	27/9/2014 23:30	29.26	65.4	**4.18**	1.0
SR11	27/9/2014 5:35	28.92	55.5	**3.56**	**5.6**	SR11	27/9/2014 11:35	29.01	64.0	**4.11**	1.9	SR11	27/9/2014 17:35	29.47	63.7	**4.06**	1.1	SR11	27/9/2014 23:35	29.28	65.3	**4.17**	0.8
SR11	27/9/2014 5:40	28.90	52.1	**3.34**	1.6	SR11	27/9/2014 11:40	29.07	68.6	**4.40**	1.5	SR11	27/9/2014 17:40	29.40	62.3	**3.97**	2.1	SR11	27/9/2014 23:40	29.28	64.8	**4.14**	0.7
SR11	27/9/2014 5:45	28.90	53.3	**3.42**	**13.3**	SR11	27/9/2014 11:45	29.08	67.7	**4.34**	1.9	SR11	27/9/2014 17:45	29.31	64.7	**4.13**	2.1	SR11	27/9/2014 23:45	29.25	62.9	**4.02**	1.0
SR11	27/9/2014 5:50	28.89	53.2	**3.41**	**5.7**	SR11	27/9/2014 11:50	29.09	68.6	**4.40**	1.4	SR11	27/9/2014 17:50	29.38	60.9	**3.88**	1.9	SR11	27/9/2014 23:50	29.26	62.8	**4.01**	0.7
SR11	27/9/2014 5:55	28.88	52.8	**3.39**	0.7	SR11	27/9/2014 11:55	29.09	66.7	**4.28**	1.3	SR11	27/9/2014 17:55	29.51	67.5	**4.30**	0.7	SR11	27/9/2014 23:55	29.27	71.6	**4.58**	1.1

Station	Timestamp	Temp (° C)	DO (%)	DO (mg/L)	Tur (NTU)	Station	Timestamp	Temp (° C)	DO (%)	DO (mg/L)	Tur (NTU)	Station	Timestamp	Temp (° C)	DO (%)	DO (mg/L)	Tur (NTU)	Station	Timestamp	Temp (°C)	DO (%)	DO (mg/L)	Tur (NTU)
SR12	27/9/2014 0:01	29.06	71.3	4.66	4.4	SR12	27/9/2014 6:01	28.93	71.1	4.68	6.8	SR12	27/9/2014 12:01	29.22	69.2	4.50	4.4	SR12	27/9/2014 18:01	29.31	73.0	4.77	6.7
SR12	27/9/2014 0:06	29.07	70.6	4.62	4.4	SR12	27/9/2014 6:06	28.91	72.0	4.74	7.1	SR12	27/9/2014 12:06	29.33	70.8	4.60	4.0	SR12	27/9/2014 18:06	29.30	73.8	4.82	6.1
SR12	27/9/2014 0:11	29.07	70.4	4.61	4.4	SR12	27/9/2014 6:11	28.93	70.6	4.65	6.1	SR12	27/9/2014 12:11	29.35	71.1	4.61	4.0	SR12	27/9/2014 18:11	29.31	73.2	4.78	5.7
SR12	27/9/2014 0:16	29.07	70.4	4.61	4.3	SR12	27/9/2014 6:16	28.90	70.8	4.66	5.6	SR12	27/9/2014 12:16	29.27	69.2	4.49	4.4	SR12	27/9/2014 18:16	29.31	71.4	4.66	6.0
SR12	27/9/2014 0:21	29.09	71.8	4.69	5.2	SR12	27/9/2014 6:21	28.92	70.4	4.64	6.1	SR12	27/9/2014 12:21	29.37	72.7	4.73	4.0	SR12	27/9/2014 18:21	29.30	71.5	4.67	6.5
SR12	27/9/2014 0:26	29.09	71.0	4.64	4.6	SR12	27/9/2014 6:26	28.92	72.6	4.78	6.0	SR12	27/9/2014 12:26	29.40	72.8	4.74	3.6	SR12	27/9/2014 18:26	29.29	71.3	4.65	6.8
SR12	27/9/2014 0:31	29.10	71.5	4.68	4.7	SR12	27/9/2014 6:31	28.91	71.7	4.72	5.8	SR12	27/9/2014 12:31	29.38	72.5	4.72	4.1	SR12	27/9/2014 18:31	29.28	72.3	4.72	8.0
SR12	27/9/2014 0:36	29.10	71.2	4.66	5.0	SR12	27/9/2014 6:36	28.91	71.7	4.72	5.5	SR12	27/9/2014 12:36	29.41	74.0	4.82	3.6	SR12	27/9/2014 18:36	29.29	73.0	4.77	5.3
SR12	27/9/2014 0:41	29.11	72.2	4.72	4.9	SR12	27/9/2014 6:41	28.90	71.8	4.73	5.0	SR12	27/9/2014 12:41	29.37	73.8	4.81	4.0	SR12	27/9/2014 18:41	29.27	72.2	4.72	6.3
SR12	27/9/2014 0:46	29.12	71.4	4.67	4.7	SR12	27/9/2014 6:46	28.88	72.4	4.77	4.4	SR12	27/9/2014 12:46	29.40	75.1	4.90	4.9	SR12	27/9/2014 18:46	29.26	71.0	4.64	6.3
SR12	27/9/2014 0:51	29.13	71.7	4.69	4.9	SR12	27/9/2014 6:51	28.91	73.6	4.85	4.8	SR12	27/9/2014 12:51	29.36	72.8	4.74	4.1	SR12	27/9/2014 18:51	29.25	70.0	4.57	6.2
SR12	27/9/2014 0:56	29.13	71.0	4.65	5.3	SR12	27/9/2014 6:56	28.91	72.9	4.80	4.9	SR12	27/9/2014 12:56	29.38	74.8	4.88	3.9	SR12	27/9/2014 18:56	29.23	70.8	4.62	6.2
SR12	27/9/2014 1:01	29.13	71.1	4.65	4.8	SR12	27/9/2014 7:01	28.91	71.9	4.73	4.8	SR12	27/9/2014 13:01	29.37	74.1	4.83	4.0	SR12	27/9/2014 19:01	29.23	70.7	4.62	5.9
SR12	27/9/2014 1:06	29.13	70.9	4.64	4.5	SR12	27/9/2014 7:06	28.92	70.6	4.64	5.1	SR12	27/9/2014 13:06	29.39	74.3	4.85	3.6	SR12	27/9/2014 19:06	29.22	70.2	4.58	6.9
SR12	27/9/2014 1:11	29.14	71.3	4.67	5.2	SR12	27/9/2014 7:11	28.92	71.7	4.72	8.8	SR12	27/9/2014 13:11	29.39	75.2	4.91	3.6	SR12	27/9/2014 19:11	29.20	68.3	4.45	6.6
SR12	27/9/2014 1:16	29.14	71.2	4.66	5.1	SR12	27/9/2014 7:16	28.94	69.1	4.53	**11.1**	SR12	27/9/2014 13:16	29.32	72.3	4.72	4.6	SR12	27/9/2014 19:16	29.19	67.5	4.41	6.3
SR12	27/9/2014 1:21	29.14	70.9	4.64	5.1	SR12	27/9/2014 7:21	28.94	67.6	4.43	**10.0**	SR12	27/9/2014 13:21	29.36	75.1	4.91	3.8	SR12	27/9/2014 19:21	29.17	68.5	4.47	7.4
SR12	27/9/2014 1:26	29.14	71.5	4.68	5.5	SR12	27/9/2014 7:26	28.94	67.6	4.43	**10.0**	SR12	27/9/2014 13:26	29.34	74.6	4.87	4.0	SR12	27/9/2014 19:26	29.16	68.5	4.47	7.3
SR12	27/9/2014 1:31	29.14	71.5	4.68	5.2	SR12	27/9/2014 7:31	28.95	67.5	4.43	7.2	SR12	27/9/2014 13:31	29.31	73.8	4.82	4.5	SR12	27/9/2014 19:31	29.15	67.7	4.41	7.5
SR12	27/9/2014 1:36	29.14	71.3	4.67	5.0	SR12	27/9/2014 7:36	28.94	67.6	4.43	8.3	SR12	27/9/2014 13:36	29.31	74.2	4.85	4.4	SR12	27/9/2014 19:36	29.13	68.2	4.45	7.3
SR12	27/9/2014 1:41	29.13	70.8	4.63	5.1	SR12	27/9/2014 7:41	28.95	66.8	4.38	7.5	SR12	27/9/2014 13:41	29.30	74.9	4.89	4.2	SR12	27/9/2014 19:41	29.14	68.0	4.43	7.9
SR12	27/9/2014 1:46	29.13	71.4	4.67	5.0	SR12	27/9/2014 7:46	28.95	67.0	4.39	7.6	SR12	27/9/2014 13:46	29.31	75.0	4.90	4.6	SR12	27/9/2014 19:46	29.14	67.8	4.42	6.8
SR12	27/9/2014 1:51	29.13	70.8	4.63	5.3	SR12	27/9/2014 7:51	28.95	66.2	4.33	7.5	SR12	27/9/2014 13:51	29.29	74.3	4.86	5.2	SR12	27/9/2014 19:51	29.13	68.0	4.44	7.4
SR12	27/9/2014 1:56	29.13	70.8	4.63	5.5	SR12	27/9/2014 7:56	28.95	66.0	4.32	7.3	SR12	27/9/2014 13:56	29.29	74.3	4.86	5.8	SR12	27/9/2014 19:56	29.13	67.6	4.41	7.0
SR12	27/9/2014 2:01	29.12	70.9	4.64	5.1	SR12	27/9/2014 8:01	28.95	65.9	4.31	6.7	SR12	27/9/2014 14:01	29.29	74.1	4.85	5.7	SR12	27/9/2014 20:01	29.12	67.7	4.41	7.1
SR12	27/9/2014 2:06	29.12	70.7	4.63	5.1	SR12	27/9/2014 8:06	28.95	66.0	4.32	6.3	SR12	27/9/2014 14:06	29.29	74.4	4.87	5.3	SR12	27/9/2014 20:06	29.11	66.9	4.36	6.3
SR12	27/9/2014 2:11	29.11	70.6	4.62	5.1	SR12	27/9/2014 8:11	28.95	66.3	4.34	6.4	SR12	27/9/2014 14:11	29.28	73.8	4.82	5.9	SR12	27/9/2014 20:11	29.11	67.6	4.41	6.9
SR12	27/9/2014 2:16	29.11	70.6	4.62	5.6	SR12	27/9/2014 8:16	28.95	66.4	4.34	6.7	SR12	27/9/2014 14:16	29.24	72.9	4.77	6.1	SR12	27/9/2014 20:16	29.10	67.3	4.39	7.6
SR12	27/9/2014 2:21	29.11	70.1	4.59	5.6	SR12	27/9/2014 8:21	28.95	66.3	4.34	6.1	SR12	27/9/2014 14:21	29.24	72.8	4.76	6.7	SR12	27/9/2014 20:21	29.10	67.0	4.37	6.5
SR12	27/9/2014 2:26	29.11	70.9	4.64	7.4	SR12	27/9/2014 8:26	28.96	65.9	4.31	6.1	SR12	27/9/2014 14:26	29.25	72.9	4.77	5.7	SR12	27/9/2014 20:26	29.10	65.8	4.29	6.4
SR12	27/9/2014 2:31	29.10	70.4	4.61	6.4	SR12	27/9/2014 8:31	28.95	65.9	4.31	5.7	SR12	27/9/2014 14:31	29.24	72.1	4.72	5.9	SR12	27/9/2014 20:31	29.09	65.3	4.26	5.5
SR12	27/9/2014 2:36	29.10	70.6	4.62	7.1	SR12	27/9/2014 8:36	28.95	66.2	4.33	5.9	SR12	27/9/2014 14:36	29.25	72.7	4.76	5.6	SR12	27/9/2014 20:36	29.10	65.1	4.25	5.9
SR12	27/9/2014 2:41	29.10	70.2	4.59	7.5	SR12	27/9/2014 8:41	28.95	65.9	4.31	5.8	SR12	27/9/2014 14:41	29.26	73.8	4.83	5.5	SR12	27/9/2014 20:41	29.08	65.4	4.27	7.4
SR12	27/9/2014 2:46	29.09	70.0	4.58	7.2	SR12	27/9/2014 8:46	28.95	66.0	4.31	6.8	SR12	27/9/2014 14:46	29.28	74.0	4.84	5.1	SR12	27/9/2014 20:46	29.09	66.1	4.31	7.5
SR12	27/9/2014 2:51	29.09	69.8	4.57	7.2	SR12	27/9/2014 8:51	28.95	65.3	4.27	5.6	SR12	27/9/2014 14:51	29.28	73.3	4.80	6.3	SR12	27/9/2014 20:51	29.09	65.4	4.27	7.3
SR12	27/9/2014 2:56	29.08	69.9	4.58	9.0	SR12	27/9/2014 8:56	28.95	66.0	4.31	5.4	SR12	27/9/2014 14:56	29.29	73.8	4.82	6.3	SR12	27/9/2014 20:56	29.08	65.3	4.26	6.5
SR12	27/9/2014 3:01	29.07	70.3	4.60	**10.0**	SR12	27/9/2014 9:01	28.95	66.4	4.34	5.5	SR12	27/9/2014 15:01	29.30	74.1	4.84	**10.9**	SR12	27/9/2014 21:01	29.09	64.5	4.21	6.1
SR12	27/9/2014 3:06	29.06	70.4	4.61	**10.0**	SR12	27/9/2014 9:06	28.96	65.7	4.30	5.2	SR12	27/9/2014 15:06	29.31	74.0	4.83	7.9	SR12	27/9/2014 21:06	29.09	66.0	4.31	7.3
SR12	27/9/2014 3:11	29.06	70.1	4.59	9.0	SR12	27/9/2014 9:11	28.97	65.7	4.30	5.1	SR12	27/9/2014 15:11	29.31	73.6	4.81	6.5	SR12	27/9/2014 21:11	29.08	65.4	4.27	6.3
SR12	27/9/2014 3:16	29.06	69.9	4.57	9.6	SR12	27/9/2014 9:16	28.97	65.7	4.30	4.8	SR12	27/9/2014 15:16	29.30	73.1	4.78	6.5	SR12	27/9/2014 21:16	29.07	64.6	4.22	5.1
SR12	27/9/2014 3:21	29.06	69.6	4.56	9.1	SR12	27/9/2014 9:21	28.98	65.8	4.30	4.7	SR12	27/9/2014 15:21	29.30	73.0	4.77	6.3	SR12	27/9/2014 21:21	29.08	65.2	4.26	4.8
SR12	27/9/2014 3:26	29.06	69.3	4.53	9.5	SR12	27/9/2014 9:26	28.97	65.6	4.29	5.2	SR12	27/9/2014 15:26	29.30	72.5	4.74	6.1	SR12	27/9/2014 21:26	29.10	64.9	4.23	5.7
SR12	27/9/2014 3:31	29.02	71.1	4.65	8.8	SR12	27/9/2014 9:31	28.98	65.7	4.30	5.7	SR12	27/9/2014 15:31	29.29	72.1	4.71	6.5	SR12	27/9/2014 21:31	29.10	64.2	4.19	5.4
SR12	27/9/2014 3:36	29.03	71.0	4.64	8.6	SR12	27/9/2014 9:36	28.98	64.0	4.18	5.4	SR12	27/9/2014 15:36	29.29	71.8	4.69	7.7	SR12	27/9/2014 21:36	29.11	64.8	4.22	5.8
SR12	27/9/2014 3:41	29.02	70.6	4.62	9.2	SR12	27/9/2014 9:41	28.98	64.1	4.19	5.5	SR12	27/9/2014 15:41	29.30	72.5	4.74	6.5	SR12	27/9/2014 21:41	29.11	64.9	4.23	5.5
SR12	27/9/2014 3:46	29.00	70.7	4.62	9.9	SR12	27/9/2014 9:46	28.98	63.2	4.13	5.3	SR12	27/9/2014 15:46	29.30	72.2	4.72	6.5	SR12	27/9/2014 21:46	29.10	64.0	4.17	4.6
SR12	27/9/2014 3:51	28.98	70.2	4.59	**10.2**	SR12	27/9/2014 9:51	28.97	63.6	4.15	5.8	SR12	27/9/2014 15:51	29.30	72.2	4.72	6.7	SR12	27/9/2014 21:51	29.10	64.4	4.20	6.3
SR12	27/9/2014 3:56	28.94	70.5	4.61	**10.8**	SR12	27/9/2014 9:56	28.97	62.7	4.10	4.7	SR12	27/9/2014 15:56	29.30	72.2	4.72	7.2	SR12	27/9/2014 21:56	29.10	63.2	4.12	5.9
SR12	27/9/2014 4:01	28.92	70.6	4.62	8.6	SR12	27/9/2014 10:01	29.03	65.9	4.30	4.5	SR12	27/9/2014 16:01	29.30	72.0	4.70	6.8	SR12	27/9/2014 22:01	29.11	61.6	4.02	5.0
SR12	27/9/2014 4:06	28.92	70.7	4.63	8.7	SR12	27/9/2014 10:06	28.97	65.4	4.27	5.6	SR12	27/9/2014 16:06	29.29	71.5	4.67	7.4	SR12	27/9/2014 22:06	29.11	58.9	3.84	5.1
SR12	27/9/2014 4:11	28.92	70.3	4.60	8.2	SR12	27/9/2014 10:11	28.97	63.5	4.15	5.5	SR12	27/9/2014 16:11	29.26	72.3	4.72	9.1	SR12	27/9/2014 22:11	29.10	60.6	3.95	6.2
SR12	27/9/2014 4:16	28.92	70.8	4.63	9.1	SR12	27/9/2014 10:16	29.00	64.7	4.22	4.6	SR12	27/9/2014 16:16	29.26	72.2	4.72	8.7	SR12	27/9/2014 22:16	29.10	62.2	4.06	6.1
SR12	27/9/2014 4:21	28.91	70.9	4.64	8.6	SR12	27/9/2014 10:21	29.00	66.8	4.36	5.1	SR12	27/9/2014 16:21	29.26	71.9	4.70	8.0	SR12	27/9/2014 22:21	29.10	62.8	4.09	5.3
SR12	27/9/2014 4:26	28.91	71.4	4.67	8.0	SR12	27/9/2014 10:26	29.01	66.6	4.34	5.1	SR12	27/9/2014 16:26	29.27	72.4	4.73	8.7	SR12	27/9/2014 22:26	29.08	63.4	4.13	6.9
SR12	27/9/2014 4:31	28.91	71.7	4.70	8.6	SR12	27/9/2014 10:31	29.00	65.3	4.26	5.0	SR12	27/9/2014 16:31	29.29	73.4	4.79	8.6	SR12	27/9/2014 22:31	29.08	62.8	4.09	6.1
SR12	27/9/2014 4:36	28.91	71.4	4.68	9.1	SR12	27/9/2014 10:36	29.07	67.5	4.40	4.0	SR12	27/9/2014 16:36	29.28	73.3	4.78	9.9	SR12	27/9/2014 22:36	29.08	62.6	4.08	5.3
SR12	27/9/2014 4:41	28.91	71.8	4.70	8.4	SR12	27/9/2014 10:41	29.03	66.5	4.34	4.6	SR12	27/9/2014 16:41	29.29	73.2	4.78	**10.0**	SR12	27/9/2014 22:41	29.08	62.6	4.08	6.3
SR12	27/9/2014 4:46	28.91	72.2	4.74	7.9	SR12	27/9/2014 10:46	28.99	64.4	4.20	6.6	SR12	27/9/2014 16:46	29.27	73.3	4.79	9.6	SR12	27/9/2014 22:46	29.06	63.7	4.15	4.9
SR12	27/9/2014 4:51	28.90	72.2	4.74	8.0	SR12	27/9/2014 10:51	29.17	67.8	4.41	4.7	SR12	27/9/2014 16:51	29.28	73.3	4.78	8.8	SR12	27/9/2014 22:51	29.07	61.4	4.00	7.0
SR12	27/9/2014 4:56	28.90	72.4	4.75	7.3	SR12	27/9/2014 10:56	29.13	66.6	4.34	6.5	SR12	27/9/2014 16:56	29.27	73.0	4.76	8.6	SR12	27/9/2014 22:56	29.08	62.6	4.08	5.6
SR12	27/9/2014 5:01	28.91	72.0	4.72	8.0	SR12	27/9/2014 11:01	29.21	67.5	4.39	3.8	SR12	27/9/2014 17:01	29.26	72.8	4.75	8.6	SR12	27/9/2014 23:01	29.07	63.2	4.12	5.7
SR12	27/9/2014 5:06	28.90	72.9	4.79	7.2	SR12	27/9/2014 11:06	29.08	66.9	4.36	4.6	SR12	27/9/2014 17:06	29.26	72.8	4.75	7.9	SR12	27/9/2014 23:06	29.07	65.2	4.25	5.1
SR12	27/9/2014 5:11	28.90	72.7	4.78	7.2	SR12	27/9/2014 11:11	28.94	64.0	4.18	6.6	SR12	27/9/2014 17:11	29.26	73.3	4.78	8.0	SR12	27/9/2014 23:11	29.07	63.0	4.11	5.3
SR12	27/9/2014 5:16	28.91	72.8	4.78	6.3	SR12	27/9/2014 11:16	29.09	66.5	4.33	4.7	SR12	27/9/2014 17:16	29.28	74.0	4.83	7.3	SR12	27/9/2014 23:16	29.06	62.5	4.07	5.2
SR12	27/9/2014 5:21	28.91	72.4	4.75	7.3	SR12	27/9/2014 11:21	29.03	66.6	4.34	5.6	SR12	27/9/2014 17:21	29.28	74.0	4.83	6.9	SR12	27/9/2014 23:21	29.04	63.9	4.17	6.1
SR12	27/9/2014 5:26	28.91	72.4	4.76	7.9	SR12	27/9/2014 11:26	29.06	67.2	4.38	4.5	SR12	27/9/2014 17:26	29.27	73.9	4.82	7.1	SR12	27/9/2014 23:26	29.03	65.0	4.24	6.1
SR12	27/9/2014 5:31	28.91	72.1	4.73	7.2	SR12	27/9/2014 11:31	29.02	65.0	4.24	5.0	SR12	27/9/2014 17:31	29.27	73.4	4.79	7.1	SR12	27/9/2014 23:31	29.03	67.4	4.40	6.3
SR12	27/9/2014 5:36	28.92	71.8	4.72	7.3	SR12	27/9/2014 11:36	29.22	68.7	4.47	3.7	SR12	27/9/2014 17:36	29.29	74.2	4.84	6.4	SR12	27/9/2014 23:36	29.03	67.0	4.37	6.0
SR12	27/9/2014 5:41	28.92	72.5	4.76	6.5	SR12	27/9/2014 11:41	29.15	67.3	4.38	4.1	SR12	27/9/2014 17:41	29.29	73.9	4.82	6.7	SR12	27/9/2014 23:41	29.04	68.3	4.45	6.5
SR12	27/9/2014 5:46	28.92	71.7	4.71	6.8	SR12	27/9/2014 11:46	29.17	67.3	4.38	3.7	SR12	27/9/2014 17:46	29.31	74.4	4.86	6.7	SR12	27/9/2014 23:46	29.03	67.9	4.43	7.5
SR12	27/9/2014 5:51	28.92	71.9	4.73	8.8	SR12	27/9/2014 11:51	29.26	69.1	4.49	3.5	SR12	27/9/2014 17:51	29.31	74.7	4.88	6.3	SR12	27/9/2014 23:51	29.03	67.7	4.42	6.4
SR12	27/9/2014 5:56	28.93	72.3	4.76	7.0	SR12	27/9/2014 11:56	29.14	66.7	4.34	4.2	SR12	27/9/2014 17:56	29.31	73.9	4.83	7.3	SR12	27/9/2014 23:56	29.09	70.2	4.59	4.8

Station	Timestamp	Temp (° C)	DO (%)	DO (mg/L)	Tur (NTU)	Station	Timestamp	Temp (° C)	DO (%)	DO (mg/L)	Tur (NTU)	Station	Timestamp	Temp (° C)	DO (%)	DO (mg/L)	Tur (NTU)	Station	Timestamp	Temp (°C)	DO (%)	DO (mg/L)	Tur (NTU)
SR13	27/9/2014 0:00	28.93	66.5	**4.34**	3.6	SR13	27/9/2014 6:00	29.00	65.3	**4.27**	2.7	SR13	27/9/2014 12:00	28.98	65.0	**4.25**	6.3	SR13	27/9/2014 18:00	29.24	69.3	**4.52**	13.1
SR13	27/9/2014 0:05	28.93	66.7	**4.36**	3.7	SR13	27/9/2014 6:05	28.99	63.9	**4.19**	1.6	SR13	27/9/2014 12:05	29.04	65.9	**4.30**	6.2	SR13	27/9/2014 18:05	29.24	68.2	**4.45**	**13.6**
SR13	27/9/2014 0:10	28.94	66.4	**4.33**	3.3	SR13	27/9/2014 6:10	28.98	64.9	**4.25**	2.9	SR13	27/9/2014 12:10	29.02	65.0	**4.25**	4.4	SR13	27/9/2014 18:10	29.24	68.6	**4.48**	**16.3**
SR13	27/9/2014 0:15	28.94	66.1	**4.32**	2.9	SR13	27/9/2014 6:15	28.98	63.8	**4.18**	2.4	SR13	27/9/2014 12:15	29.09	65.8	**4.29**	4.0	SR13	27/9/2014 18:15	29.24	67.5	**4.40**	**14.2**
SR13	27/9/2014 0:20	28.93	66.2	**4.32**	3.1	SR13	27/9/2014 6:20	28.97	68.5	**4.48**	4.9	SR13	27/9/2014 12:20	28.98	65.7	**4.29**	5.9	SR13	27/9/2014 18:20	29.24	67.1	**4.38**	**15.8**
SR13	27/9/2014 0:25	28.93	66.0	**4.31**	2.7	SR13	27/9/2014 6:25	28.97	66.9	**4.38**	4.5	SR13	27/9/2014 12:25	29.02	65.7	**4.29**	4.9	SR13	27/9/2014 18:25	29.23	65.7	**4.29**	**19.2**
SR13	27/9/2014 0:30	28.93	66.8	**4.36**	5.2	SR13	27/9/2014 6:30	28.97	65.9	**4.31**	4.9	SR13	27/9/2014 12:30	29.01	66.0	**4.31**	5.3	SR13	27/9/2014 18:30	29.24	66.4	**4.33**	**20.2**
SR13	27/9/2014 0:35	28.92	66.5	**4.34**	3.3	SR13	27/9/2014 6:35	28.97	64.3	**4.21**	3.5	SR13	27/9/2014 12:35	29.02	66.6	**4.35**	6.3	SR13	27/9/2014 18:35	29.24	68.0	**4.43**	**21.0**
SR13	27/9/2014 0:40	28.93	66.0	**4.31**	3.5	SR13	27/9/2014 6:40	28.97	64.2	**4.20**	2.5	SR13	27/9/2014 12:40	29.10	67.0	**4.37**	4.9	SR13	27/9/2014 18:40	29.24	66.7	**4.35**	**15.4**
SR13	27/9/2014 0:45	28.91	64.9	**4.24**	2.3	SR13	27/9/2014 6:45	28.97	64.4	**4.21**	3.3	SR13	27/9/2014 12:45	29.09	67.0	**4.37**	4.6	SR13	27/9/2014 18:45	29.23	68.9	**4.49**	**14.9**
SR13	27/9/2014 0:50	28.93	65.6	**4.29**	3.0	SR13	27/9/2014 6:50	28.97	65.0	**4.25**	3.4	SR13	27/9/2014 12:50	29.09	66.7	**4.35**	4.4	SR13	27/9/2014 18:50	29.23	69.5	**4.53**	**19.4**
SR13	27/9/2014 0:55	28.92	63.9	**4.18**	2.0	SR13	27/9/2014 6:55	28.97	66.7	**4.37**	**21.5**	SR13	27/9/2014 12:55	29.08	66.9	**4.36**	4.3	SR13	27/9/2014 18:55	29.23	69.0	**4.50**	**17.9**
SR13	27/9/2014 1:00	28.92	65.3	**4.27**	2.6	SR13	27/9/2014 7:00	28.97	66.0	**4.32**	**17.4**	SR13	27/9/2014 13:00	29.08	66.9	**4.36**	4.5	SR13	27/9/2014 19:00	29.23	68.2	**4.45**	**16.5**
SR13	27/9/2014 1:05	28.92	65.0	**4.25**	2.6	SR13	27/9/2014 7:05	28.97	65.7	**4.30**	**20.1**	SR13	27/9/2014 13:05	29.06	66.5	**4.34**	6.2	SR13	27/9/2014 19:05	29.23	68.6	**4.48**	**15.6**
SR13	27/9/2014 1:10	28.92	64.0	**4.18**	1.9	SR13	27/9/2014 7:10	28.97	65.6	**4.29**	**24.8**	SR13	27/9/2014 13:10	29.11	66.4	**4.33**	3.7	SR13	27/9/2014 19:10	29.23	68.4	**4.46**	**14.3**
SR13	27/9/2014 1:15	28.92	65.2	**4.26**	2.6	SR13	27/9/2014 7:15	28.96	65.2	**4.27**	**15.2**	SR13	27/9/2014 13:15	29.13	66.5	**4.33**	4.2	SR13	27/9/2014 19:15	29.22	68.7	**4.48**	12.5
SR13	27/9/2014 1:20	28.89	66.9	**4.37**	3.0	SR13	27/9/2014 7:20	28.96	64.2	**4.20**	10.6	SR13	27/9/2014 13:20	29.14	66.3	**4.32**	3.5	SR13	27/9/2014 19:20	29.22	69.2	**4.51**	**14.4**
SR13	27/9/2014 1:25	28.90	66.5	**4.35**	2.5	SR13	27/9/2014 7:25	28.96	64.3	**4.21**	**14.6**	SR13	27/9/2014 13:25	29.32	68.2	**4.43**	4.1	SR13	27/9/2014 19:25	29.21	69.5	**4.53**	11.4
SR13	27/9/2014 1:30	28.90	66.1	**4.32**	2.1	SR13	27/9/2014 7:30	28.97	67.2	**4.40**	**14.3**	SR13	27/9/2014 13:30	29.56	70.8	**4.58**	3.1	SR13	27/9/2014 19:30	29.22	68.9	**4.49**	11.2
SR13	27/9/2014 1:35	28.91	66.1	**4.32**	2.0	SR13	27/9/2014 7:35	28.97	67.3	**4.41**	**16.5**	SR13	27/9/2014 13:35	29.46	70.3	**4.56**	3.1	SR13	27/9/2014 19:35	29.22	68.2	**4.45**	**13.6**
SR13	27/9/2014 1:40	28.91	63.6	**4.16**	1.5	SR13	27/9/2014 7:40	28.97	66.7	**4.37**	**15.0**	SR13	27/9/2014 13:40	29.47	70.2	**4.55**	2.8	SR13	27/9/2014 19:40	29.22	68.0	**4.44**	13.1
SR13	27/9/2014 1:45	28.90	65.6	**4.29**	1.6	SR13	27/9/2014 7:45	28.97	66.5	**4.35**	**14.4**	SR13	27/9/2014 13:45	29.39	69.4	**4.51**	2.8	SR13	27/9/2014 19:45	29.22	67.6	**4.41**	11.4
SR13	27/9/2014 1:50	28.89	66.2	**4.33**	2.2	SR13	27/9/2014 7:50	28.97	66.2	**4.34**	**14.0**	SR13	27/9/2014 13:50	29.38	68.9	**4.47**	2.3	SR13	27/9/2014 19:50	29.22	67.9	**4.43**	11.0
SR13	27/9/2014 1:55	28.90	66.3	**4.33**	2.4	SR13	27/9/2014 7:55	28.96	66.0	**4.32**	11.9	SR13	27/9/2014 13:55	29.39	69.2	**4.49**	2.6	SR13	27/9/2014 19:55	29.21	68.1	**4.44**	9.2
SR13	27/9/2014 2:00	28.91	65.9	**4.31**	2.3	SR13	27/9/2014 8:00	28.97	66.7	**4.36**	**14.6**	SR13	27/9/2014 14:00	29.37	68.6	**4.45**	2.7	SR13	27/9/2014 20:00	29.21	67.5	**4.40**	9.1
SR13	27/9/2014 2:05	28.90	65.5	**4.28**	2.4	SR13	27/9/2014 8:05	28.97	66.1	**4.32**	13.1	SR13	27/9/2014 14:05	29.43	69.0	**4.48**	1.9	SR13	27/9/2014 20:05	29.21	67.8	**4.42**	9.9
SR13	27/9/2014 2:10	28.91	64.7	**4.23**	3.4	SR13	27/9/2014 8:10	28.97	66.2	**4.33**	12.5	SR13	27/9/2014 14:10	29.38	68.6	**4.45**	1.8	SR13	27/9/2014 20:10	29.21	68.2	**4.45**	10.7
SR13	27/9/2014 2:15	28.90	63.1	**4.13**	4.5	SR13	27/9/2014 8:15	28.97	66.3	**4.34**	11.4	SR13	27/9/2014 14:15	29.36	68.2	**4.43**	2.5	SR13	27/9/2014 20:15	29.21	67.6	**4.41**	8.7
SR13	27/9/2014 2:20	28.90	61.5	**4.02**	1.5	SR13	27/9/2014 8:20	28.97	66.0	**4.32**	10.5	SR13	27/9/2014 14:20	29.26	66.9	**4.35**	4.7	SR13	27/9/2014 20:20	29.21	68.0	**4.44**	8.5
SR13	27/9/2014 2:25	28.90	61.0	**3.98**	0.9	SR13	27/9/2014 8:25	28.97	65.9	**4.32**	9.4	SR13	27/9/2014 14:25	29.45	68.6	**4.45**	2.5	SR13	27/9/2014 20:25	29.20	69.3	**4.52**	11.1
SR13	27/9/2014 2:30	28.90	62.8	**4.11**	1.2	SR13	27/9/2014 8:30	28.97	65.7	**4.30**	8.6	SR13	27/9/2014 14:30	29.39	67.8	**4.40**	1.6	SR13	27/9/2014 20:30	29.20	68.6	**4.47**	12.3
SR13	27/9/2014 2:35	28.90	62.0	**4.05**	0.7	SR13	27/9/2014 8:35	28.97	66.0	**4.32**	8.3	SR13	27/9/2014 14:35	29.45	67.5	**4.38**	1.7	SR13	27/9/2014 20:35	29.20	68.3	**4.46**	**15.3**
SR13	27/9/2014 2:40	28.91	61.5	**4.02**	0.9	SR13	27/9/2014 8:40	28.97	65.7	**4.30**	7.7	SR13	27/9/2014 14:40	29.53	68.6	**4.44**	3.6	SR13	27/9/2014 20:40	29.20	68.2	**4.45**	12.3
SR13	27/9/2014 2:45	28.91	60.5	**3.95**	0.4	SR13	27/9/2014 8:45	28.97	65.2	**4.27**	6.5	SR13	27/9/2014 14:45	29.65	69.3	**4.48**	3.3	SR13	27/9/2014 20:45	29.20	67.9	**4.43**	11.1
SR13	27/9/2014 2:50	28.91	58.9	**3.85**	0.1	SR13	27/9/2014 8:50	28.97	65.3	**4.27**	7.3	SR13	27/9/2014 14:50	29.64	69.3	**4.48**	1.5	SR13	27/9/2014 20:50	29.20	67.6	**4.41**	11.4
SR13	27/9/2014 2:55	28.90	58.3	**3.81**	0.7	SR13	27/9/2014 8:55	28.97	65.1	**4.26**	6.4	SR13	27/9/2014 14:55	29.62	69.5	**4.49**	1.6	SR13	27/9/2014 20:55	29.19	67.7	**4.41**	**15.2**
SR13	27/9/2014 3:00	28.89	60.4	**3.95**	0.8	SR13	27/9/2014 9:00	28.96	66.6	**4.36**	9.0	SR13	27/9/2014 15:00	29.66	70.0	**4.52**	1.8	SR13	27/9/2014 21:00	29.18	67.1	**4.38**	**13.7**
SR13	27/9/2014 3:05	28.90	62.9	**4.11**	1.5	SR13	27/9/2014 9:05	28.96	66.6	**4.36**	10.5	SR13	27/9/2014 15:05	29.73	69.0	**4.45**	0.9	SR13	27/9/2014 21:05	29.19	67.2	**4.38**	10.5
SR13	27/9/2014 3:10	28.90	63.9	**4.18**	2.1	SR13	27/9/2014 9:10	28.96	66.7	**4.36**	**15.1**	SR13	27/9/2014 15:10	29.74	70.4	**4.55**	1.4	SR13	27/9/2014 21:10	29.20	67.3	**4.39**	9.8
SR13	27/9/2014 3:15	28.92	65.1	**4.26**	2.2	SR13	27/9/2014 9:15	28.96	67.4	**4.41**	11.3	SR13	27/9/2014 15:15	29.74	70.2	**4.53**	1.4	SR13	27/9/2014 21:15	29.19	67.3	**4.39**	10.1
SR13	27/9/2014 3:20	28.92	64.5	**4.22**	1.9	SR13	27/9/2014 9:20	28.96	67.2	**4.40**	10.9	SR13	27/9/2014 15:20	29.70	69.5	**4.49**	0.8	SR13	27/9/2014 21:20	29.17	66.8	**4.36**	11.7
SR13	27/9/2014 3:25	28.93	66.9	**4.38**	2.9	SR13	27/9/2014 9:25	28.96	66.4	**4.34**	9.8	SR13	27/9/2014 15:25	29.67	69.3	**4.48**	1.5	SR13	27/9/2014 21:25	29.12	67.0	**4.37**	**15.7**
SR13	27/9/2014 3:30	28.95	66.7	**4.36**	2.8	SR13	27/9/2014 9:30	28.96	66.2	**4.33**	10.0	SR13	27/9/2014 15:30	29.50	68.0	**4.40**	1.6	SR13	27/9/2014 21:30	29.11	66.5	**4.34**	**13.5**
SR13	27/9/2014 3:35	28.96	65.8	**4.30**	2.6	SR13	27/9/2014 9:35	28.95	65.9	**4.31**	10.0	SR13	27/9/2014 15:35	29.50	68.7	**4.45**	1.6	SR13	27/9/2014 21:35	29.12	66.8	**4.36**	12.4
SR13	27/9/2014 3:40	28.96	64.9	**4.25**	2.4	SR13	27/9/2014 9:40	28.97	67.0	**4.39**	6.9	SR13	27/9/2014 15:40	29.63	67.9	**4.39**	0.7	SR13	27/9/2014 21:40	29.13	66.7	**4.35**	11.0
SR13	27/9/2014 3:45	28.96	64.5	**4.22**	2.5	SR13	27/9/2014 9:45	28.98	68.3	**4.47**	6.4	SR13	27/9/2014 15:45	29.83	72.4	**4.66**	1.6	SR13	27/9/2014 21:45	29.12	67.1	**4.38**	10.9
SR13	27/9/2014 3:50	28.96	64.7	**4.23**	2.2	SR13	27/9/2014 9:50	28.97	67.9	**4.45**	5.0	SR13	27/9/2014 15:50	29.56	71.4	**4.63**	1.7	SR13	27/9/2014 21:50	29.14	66.7	**4.35**	9.4
SR13	27/9/2014 3:55	28.96	63.7	**4.17**	2.8	SR13	27/9/2014 9:55	28.98	67.6	**4.42**	4.5	SR13	27/9/2014 15:55	29.49	72.0	**4.67**	2.5	SR13	27/9/2014 21:55	29.15	67.7	**4.42**	8.6
SR13	27/9/2014 4:00	28.96	65.1	**4.25**	3.2	SR13	27/9/2014 10:00	28.97	67.5	**4.42**	4.7	SR13	27/9/2014 16:00	29.43	70.9	**4.61**	1.6	SR13	27/9/2014 22:00	29.14	67.7	**4.42**	7.9
SR13	27/9/2014 4:05	28.96	63.7	**4.17**	2.2	SR13	27/9/2014 10:05	28.99	67.8	**4.43**	4.8	SR13	27/9/2014 16:05	29.37	70.9	**4.61**	2.7	SR13	27/9/2014 22:05	29.13	67.8	**4.43**	6.9
SR13	27/9/2014 4:10	28.95	61.6	**4.03**	2.5	SR13	27/9/2014 10:10	28.98	67.1	**4.39**	5.3	SR13	27/9/2014 16:10	29.33	70.7	**4.60**	2.3	SR13	27/9/2014 22:10	29.11	66.9	**4.37**	9.4
SR13	27/9/2014 4:15	28.95	63.6	**4.16**	2.3	SR13	27/9/2014 10:15	28.97	66.6	**4.36**	5.1	SR13	27/9/2014 16:15	29.31	70.4	**4.59**	3.2	SR13	27/9/2014 22:15	29.11	67.2	**4.39**	8.2
SR13	27/9/2014 4:20	28.96	62.5	**4.09**	1.6	SR13	27/9/2014 10:20	28.98	66.6	**4.36**	4.5	SR13	27/9/2014 16:20	29.28	71.7	**4.67**	2.9	SR13	27/9/2014 22:20	29.12	66.9	**4.37**	7.7
SR13	27/9/2014 4:25	28.95	64.2	**4.20**	2.6	SR13	27/9/2014 10:25	28.97	66.1	**4.33**	5.9	SR13	27/9/2014 16:25	29.27	71.6	**4.67**	2.8	SR13	27/9/2014 22:25	29.14	66.4	**4.33**	5.7
SR13	27/9/2014 4:30	28.92	63.2	**4.14**	2.0	SR13	27/9/2014 10:30	28.97	65.1	**4.26**	5.4	SR13	27/9/2014 16:30	29.26	69.7	**4.54**	1.6	SR13	27/9/2014 22:30	29.13	66.5	**4.34**	5.6
SR13	27/9/2014 4:35	28.96	64.9	**4.25**	2.7	SR13	27/9/2014 10:35	28.99	66.0	**4.32**	5.2	SR13	27/9/2014 16:35	29.26	70.6	**4.60**	3.6	SR13	27/9/2014 22:35	29.13	66.3	**4.33**	5.8
SR13	27/9/2014 4:40	28.96	63.3	**4.14**	1.9	SR13	27/9/2014 10:40	28.98	65.9	**4.31**	4.8	SR13	27/9/2014 16:40	29.25	70.4	**4.59**	1.8	SR13	27/9/2014 22:40	29.12	65.9	**4.30**	5.3
SR13	27/9/2014 4:45	28.96	62.7	**4.11**	2.0	SR13	27/9/2014 10:45	28.97	65.5	**4.28**	6.7	SR13	27/9/2014 16:45	29.25	69.7	**4.55**	1.8	SR13	27/9/2014 22:45	29.11	65.7	**4.29**	6.0
SR13	27/9/2014 4:50	28.95	61.0	**3.99**	1.5	SR13	27/9/2014 10:50	29.03	67.3	**4.40**	4.4	SR13	27/9/2014 16:50	29.25	69.9	**4.56**	1.8	SR13	27/9/2014 22:50	29.12	66.1	**4.32**	6.3
SR13	27/9/2014 4:55	28.96	61.6	**4.03**	2.4	SR13	27/9/2014 10:55	28.98	65.9	**4.31**	5.0	SR13	27/9/2014 16:55	29.25	69.7	**4.55**	1.7	SR13	27/9/2014 22:55	29.12	66.1	**4.32**	5.8
SR13	27/9/2014 5:00	28.96	63.7	**4.17**	7.4	SR13	27/9/2014 11:00	28.97	65.1	**4.26**	5.5	SR13	27/9/2014 17:00	29.25	70.4	**4.59**	2.6	SR13	27/9/2014 23:00	29.13	66.1	**4.32**	5.1
SR13	27/9/2014 5:05	28.96	62.3	**4.08**	4.6	SR13	27/9/2014 11:05	29.16	67.7	**4.42**	5.0	SR13	27/9/2014 17:05	29.25	69.9	**4.56**	2.7	SR13	27/9/2014 23:05	29.12	66.1	**4.32**	5.0
SR13	27/9/2014 5:10	28.95	63.8	**4.18**	6.5	SR13	27/9/2014 11:10	29.20	67.7	**4.41**	4.7	SR13	27/9/2014 17:10	29.25	71.2	**4.64**	3.9	SR13	27/9/2014 23:10	29.13	66.4	**4.33**	4.6
SR13	27/9/2014 5:15	28.95	65.3	**4.27**	8.6	SR13	27/9/2014 11:15	29.14	67.5	**4.40**	4.9	SR13	27/9/2014 17:15	29.25	70.1	**4.57**	2.2	SR13	27/9/2014 23:15	29.13	66.4	**4.33**	4.8
SR13	27/9/2014 5:20	28.95	64.5	**4.22**	9.0	SR13	27/9/2014 11:20	29.12	67.1	**4.38**	4.5	SR13	27/9/2014 17:20	29.25	69.1	**4.51**	1.7	SR13	27/9/2014 23:20	29.12	66.5	**4.34**	4.1
SR13	27/9/2014 5:25	28.96	63.1	**4.13**	6.0	SR13	27/9/2014 11:25	29.13	67.1	**4.38**	4.4	SR13	27/9/2014 17:25	29.24	69.1	**4.51**	1.8	SR13	27/9/2014 23:25	29.13	66.8	**4.36**	3.9
SR13	27/9/2014 5:30	28.96	63.3	**4.14**	7.9	SR13	27/9/2014 11:30	29.12	67.0	**4.37**	3.9	SR13	27/9/2014 17:30	29.23	69.0	**4.50**	3.0	SR13	27/9/2014 23:30	29.14	66.4	**4.33**	3.5
SR13	27/9/2014 5:35	28.96	62.7	**4.10**	5.6	SR13	27/9/2014 11:35	29.09	66.7	**4.36**	4.7	SR13	27/9/2014 17:35	29.24	70.1	**4.57**	5.2	SR13	27/9/2014 23:35	29.12	67.0	**4.38**	3.9
SR13	27/9/2014 5:40	28.98	66.2	**4.33**	4.1	SR13	27/9/2014 11:40	29.05	66.5	**4.34**	4.5	SR13	27/9/2014 17:40	29.24	70.5	**4.60**	5.1	SR13	27/9/2014 23:40	29.10	66.6	**4.35**	3.7
SR13	27/9/2014 5:45	28.98	66.5	**4.35**	3.3	SR13	27/9/2014 11:45	29.04	66.5	**4.35**	4.6	SR13	27/9/2014 17:45	29.25	69.1	**4.51**	4.1	SR13	27/9/2014 23:45	29.11	67.3	**4.40**	4.2
SR13	27/9/2014 5:50	28.97	66.1	**4.33**	3.1	SR13	27/9/2014 11:50	29.04	66.2	**4.32**	4.0	SR13	27/9/2014 17:50	29.24	69.5	**4.53**	4.9	SR13	27/9/2014 23:50	29.10	66.8	**4.36**	4.0
SR13	27/9/2014 5:55	28.99	65.6	**4.30**	2.7	SR13	27/9/2014 11:55	29.04	65.6	**4.28**	4.3	SR13	27/9/2014 17:55	29.24	70.0	**4.57**	**14.2**	SR13	27/9/2014 23:55	29.10	66.7	**4.36**	5.2

Station	Timestamp	NH_3 (mg/L)				Station	Timestamp	NH_3 (mg/L)			
SR4	27/9/2014 0:17	0.05				SR12	27/9/2014 0:17	0.07			
SR4	27/9/2014 0:37	0.06				SR12	27/9/2014 0:37	0.08			
SR4	27/9/2014 0:57	0.06				SR12	27/9/2014 0:57	0.08			
SR4	27/9/2014 1:17	0.06				SR12	27/9/2014 1:17	0.07			
SR4	27/9/2014 1:37	0.06				SR12	27/9/2014 1:37	0.05			
SR4	27/9/2014 1:57	0.06				SR12	27/9/2014 1:57	0.07			
SR4	27/9/2014 2:17	0.05				SR12	27/9/2014 2:17	0.07			
SR4	27/9/2014 2:37	0.06				SR12	27/9/2014 2:37	0.05			
SR4	27/9/2014 2:57	0.05				SR12	27/9/2014 2:57	0.08			
SR4	27/9/2014 3:17	0.06				SR12	27/9/2014 3:17	0.08			
SR4	27/9/2014 3:37	0.06				SR12	27/9/2014 3:37	0.08			
SR4	27/9/2014 3:57	0.06				SR12	27/9/2014 3:57	0.09			
SR4	27/9/2014 4:17	0.05				SR12	27/9/2014 4:17	0.08			
SR4	27/9/2014 4:37	0.06				SR12	27/9/2014 4:37	0.08			
SR4	27/9/2014 4:57	0.05				SR12	27/9/2014 4:57	0.07			
SR4	27/9/2014 5:17	0.06				SR12	27/9/2014 5:17	0.07			
SR4	27/9/2014 5:37	0.06				SR12	27/9/2014 5:37	0.05			
SR4	27/9/2014 5:57	0.05				SR12	27/9/2014 5:57	0.06			
SR4						SR12					
SR4	27/9/2014 6:37	0.05				SR12	27/9/2014 6:37	0.06			
SR4	27/9/2014 6:57	0.05				SR12	27/9/2014 6:57	0.06			
SR4	27/9/2014 7:17	0.05				SR12	27/9/2014 7:17	0.06			
SR4	27/9/2014 7:37	0.05				SR12	27/9/2014 7:37	0.05			
SR4	27/9/2014 7:57	0.05				SR12	27/9/2014 7:57	0.07			
SR4	27/9/2014 8:17	0.04				SR12	27/9/2014 8:17	0.06			
SR4	27/9/2014 8:37	0.04				SR12	27/9/2014 8:37	0.07			
SR4	27/9/2014 8:57	0.05				SR12	27/9/2014 8:57	0.05			
SR4	27/9/2014 9:17	0.04				SR12	27/9/2014 9:17	0.05			
SR4	27/9/2014 9:36	0.05				SR12	27/9/2014 9:37	0.06			
SR4	27/9/2014 9:57	0.04				SR12	27/9/2014 9:57	0.06			
SR4	27/9/2014 10:17	0.05				SR12	27/9/2014 10:17	0.05			
SR4	27/9/2014 10:37	0.06				SR12	27/9/2014 10:37	0.07			
SR4	27/9/2014 10:57	0.06				SR12	27/9/2014 10:57	0.06			
SR4	27/9/2014 11:17	0.07				SR12	27/9/2014 11:17	0.06			
SR4	27/9/2014 11:37	0.07				SR12	27/9/2014 11:37	0.08			
SR4	27/9/2014 11:57	0.07				SR12	27/9/2014 11:57	0.08			
SR4	27/9/2014 12:17	0.07				SR12	27/9/2014 12:17	0.06			
SR4	27/9/2014 12:37	0.08				SR12	27/9/2014 12:37	0.06			
SR4	27/9/2014 12:57	0.07				SR12	27/9/2014 12:57	0.07			
SR4	27/9/2014 13:17	0.07				SR12	27/9/2014 13:17	0.08			
SR4	27/9/2014 13:37	0.06				SR12	27/9/2014 13:37	0.08			
SR4	27/9/2014 13:57	0.06				SR12	27/9/2014 13:57	0.07			
SR4	27/9/2014 14:17	0.06				SR12	27/9/2014 14:17	0.05			
SR4	27/9/2014 14:37	0.07				SR12	27/9/2014 14:37	0.06			
SR4	27/9/2014 14:57	0.07				SR12	27/9/2014 14:57	0.05			
SR4	27/9/2014 15:17	0.05				SR12	27/9/2014 15:17	0.06			
SR4	27/9/2014 15:37	0.05				SR12	27/9/2014 15:37	0.05			
SR4	27/9/2014 15:57	0.05				SR12	27/9/2014 15:57	0.05			
SR4	27/9/2014 16:17	0.05				SR12	27/9/2014 16:17	0.06			
SR4	27/9/2014 16:37	0.04				SR12	27/9/2014 16:37	0.06			
SR4	27/9/2014 16:57	0.05				SR12	27/9/2014 16:57	0.07			
SR4	27/9/2014 17:17	0.05				SR12	27/9/2014 17:17	0.05			
SR4	27/9/2014 17:37	0.06				SR12	27/9/2014 17:37	0.06			
SR4	27/9/2014 17:57	0.06				SR12	27/9/2014 17:57	0.06			
SR4	27/9/2014 18:17	0.06				SR12	27/9/2014 18:17	0.07			
SR4	27/9/2014 18:37	0.05				SR12	27/9/2014 18:37	0.06			
SR4	27/9/2014 18:57	0.06				SR12	27/9/2014 18:57	0.06			
SR4	27/9/2014 19:17	0.07				SR12	27/9/2014 19:17	0.05			
SR4	27/9/2014 19:37	0.06				SR12	27/9/2014 19:37	0.05			
SR4	27/9/2014 19:57	0.06				SR12	27/9/2014 19:57	0.08			
SR4	27/9/2014 20:17	0.05				SR12	27/9/2014 20:17	0.07			
SR4	27/9/2014 20:37	0.06				SR12	27/9/2014 20:37	0.06			
SR4	27/9/2014 20:57	0.06				SR12	27/9/2014 20:57	0.06			
SR4	27/9/2014 21:17	0.06				SR12	27/9/2014 21:17	0.05			
SR4	27/9/2014 21:37	0.08				SR12	27/9/2014 21:37	0.05			
SR4	27/9/2014 21:57	0.07				SR12	27/9/2014 21:57	0.07			
SR4	27/9/2014 22:17	0.06				SR12	27/9/2014 22:17	0.07			
SR4	27/9/2014 22:37	0.05				SR12	27/9/2014 22:37	0.05			
SR4	27/9/2014 22:57	0.05				SR12	27/9/2014 22:57	0.07			
SR4	27/9/2014 23:17	0.06				SR12	27/9/2014 23:17	0.07			
SR4	27/9/2014 23:37	0.07				SR12	27/9/2014 23:37	0.05			
SR4	27/9/2014 23:57	0.07				SR12	27/9/2014 23:57	0.07			

Remark: Fonts with underline: Action Level Exceedance
Fonts with bold and underline: Limit Level Exceedance
Automatic Instrument calibration of NH3-N monitor was carried out during 5:57-6:37 at SR4 and SR12.
SR5 monitoring station was under maintenance during 10:15-10:35.
SR9 monitoring station was under maintenance during 9:10-9:30.
SR11 monitoring station was under maintenance during 9:35-9:55.

Station	Timestamp	Temp (° C)	DO (%)	DO (mg/L)	Tur (NTU)	Station	Timestamp	Temp (° C)	DO (%)	DO (mg/L)	Tur (NTU)	Station	Timestamp	Temp (° C)	DO (%)	DO (mg/L)	Tur (NTU)	Station	Timestamp	Temp (°C)	DO (%)	DO (mg/L)	Tur (NTU)
SR4	28/9/2014 0:01	29.20	82.3	5.55	3.0	SR4	28/9/2014 6:01	29.05	82.4	5.60	4.2	SR4	28/9/2014 12:01	29.59	84.8	5.70	3.7	SR4	28/9/2014 18:01	29.70	82.9	5.57	2.7
SR4	28/9/2014 0:06	29.18	82.3	5.55	2.5	SR4	28/9/2014 6:06	29.05	83.3	5.66	3.8	SR4	28/9/2014 12:06	29.54	84.2	5.66	3.9	SR4	28/9/2014 18:06	29.68	83.1	5.57	2.5
SR4	28/9/2014 0:11	29.17	82.9	5.60	2.9	SR4	28/9/2014 6:11	29.06	83.4	5.66	4.4	SR4	28/9/2014 12:11	29.60	85.2	5.72	4.0	SR4	28/9/2014 18:11	29.67	82.8	5.56	2.6
SR4	28/9/2014 0:16	29.18	82.9	5.60	2.7	SR4	28/9/2014 6:16	29.07	83.7	5.70	4.5	SR4	28/9/2014 12:16	29.65	85.2	5.72	3.6	SR4	28/9/2014 18:16	29.67	82.8	5.57	2.5
SR4	28/9/2014 0:21	29.18	82.8	5.60	2.8	SR4	28/9/2014 6:21	29.07	83.2	5.67	5.3	SR4	28/9/2014 12:21	29.53	84.3	5.67	3.6	SR4	28/9/2014 18:21	29.64	83.8	5.64	2.4
SR4	28/9/2014 0:26	29.17	83.5	5.64	2.7	SR4	28/9/2014 6:26	29.07	83.5	5.68	4.6	SR4	28/9/2014 12:26	29.55	85.3	5.74	3.5	SR4	28/9/2014 18:26	29.64	83.9	5.64	3.2
SR4	28/9/2014 0:31	29.15	83.7	5.66	2.5	SR4	28/9/2014 6:31	29.07	83.4	5.68	5.0	SR4	28/9/2014 12:31	29.62	85.8	5.76	3.2	SR4	28/9/2014 18:31	29.63	82.7	5.56	4.3
SR4	28/9/2014 0:36	29.16	83.8	5.66	2.5	SR4	28/9/2014 6:36	29.06	83.4	5.68	4.4	SR4	28/9/2014 12:36	29.70	86.0	5.77	3.2	SR4	28/9/2014 18:36	29.59	80.9	5.45	2.8
SR4	28/9/2014 0:41	29.17	83.2	5.62	2.5	SR4	28/9/2014 6:41	29.05	83.1	5.66	3.7	SR4	28/9/2014 12:41	29.66	85.6	5.75	3.1	SR4	28/9/2014 18:41	29.59	82.1	5.54	3.4
SR4	28/9/2014 0:46	29.16	83.6	5.65	2.6	SR4	28/9/2014 6:46	29.06	83.9	5.71	4.8	SR4	28/9/2014 12:46	29.68	86.0	5.77	3.4	SR4	28/9/2014 18:46	29.60	81.8	5.51	4.4
SR4	28/9/2014 0:51	29.18	83.4	5.64	2.3	SR4	28/9/2014 6:51	29.06	84.4	5.75	6.0	SR4	28/9/2014 12:51	29.71	85.8	5.76	3.1	SR4	28/9/2014 18:51	29.60	80.4	5.42	3.8
SR4	28/9/2014 0:56	29.19	83.6	5.65	2.2	SR4	28/9/2014 6:56	29.05	84.3	5.74	3.6	SR4	28/9/2014 12:56	29.68	86.2	5.79	3.2	SR4	28/9/2014 18:56	29.60	82.0	5.52	3.7
SR4	28/9/2014 1:01	29.25	83.5	5.64	2.4	SR4	28/9/2014 7:01	29.06	84.0	5.71	4.0	SR4	28/9/2014 13:01	29.66	86.2	5.79	3.0	SR4	28/9/2014 19:01	29.60	83.0	5.59	3.8
SR4	28/9/2014 1:06	29.26	83.7	5.65	2.5	SR4	28/9/2014 7:06	29.10	84.8	5.77	4.2	SR4	28/9/2014 13:06	29.71	85.9	5.77	2.6	SR4	28/9/2014 19:06	29.60	83.4	5.62	3.8
SR4	28/9/2014 1:11	29.25	83.3	5.63	2.5	SR4	28/9/2014 7:11	29.09	84.6	5.76	4.0	SR4	28/9/2014 13:11	29.79	87.2	5.85	2.5	SR4	28/9/2014 19:11	29.60	82.0	5.53	4.0
SR4	28/9/2014 1:16	29.24	83.0	5.61	2.6	SR4	28/9/2014 7:16	29.08	84.1	5.73	4.4	SR4	28/9/2014 13:16	29.75	87.2	5.85	2.9	SR4	28/9/2014 19:16	29.63	82.6	5.56	3.1
SR4	28/9/2014 1:21	29.29	83.8	5.66	2.2	SR4	28/9/2014 7:21	29.09	84.2	5.73	4.2	SR4	28/9/2014 13:21	29.75	87.0	5.84	2.5	SR4	28/9/2014 19:21	29.60	82.9	5.58	3.9
SR4	28/9/2014 1:26	29.25	83.3	5.63	2.2	SR4	28/9/2014 7:26	29.08	85.1	5.80	4.1	SR4	28/9/2014 13:26	29.74	87.4	5.87	3.1	SR4	28/9/2014 19:26	29.58	82.5	5.57	3.7
SR4	28/9/2014 1:31	29.25	82.8	5.59	2.3	SR4	28/9/2014 7:31	29.14	84.4	5.75	4.5	SR4	28/9/2014 13:31	29.75	87.1	5.85	4.1	SR4	28/9/2014 19:31	29.59	81.8	5.52	4.0
SR4	28/9/2014 1:36	29.23	80.4	5.42	2.4	SR4	28/9/2014 7:36	29.12	83.9	5.72	4.4	SR4	28/9/2014 13:36	29.73	87.0	5.85	2.6	SR4	28/9/2014 19:36	29.61	80.5	5.42	3.0
SR4	28/9/2014 1:41	29.20	78.9	5.32	3.3	SR4	28/9/2014 7:41	29.12	84.7	5.77	4.5	SR4	28/9/2014 13:41	29.73	87.1	5.85	2.9	SR4	28/9/2014 19:41	29.60	83.0	5.60	3.0
SR4	28/9/2014 1:46	29.24	79.3	5.34	2.0	SR4	28/9/2014 7:46	29.13	84.6	5.75	4.3	SR4	28/9/2014 13:46	29.82	87.5	5.87	2.2	SR4	28/9/2014 19:46	29.61	81.3	5.49	2.8
SR4	28/9/2014 1:51	29.26	80.4	5.42	1.9	SR4	28/9/2014 7:51	29.15	84.5	5.75	4.3	SR4	28/9/2014 13:51	29.85	87.3	5.85	2.3	SR4	28/9/2014 19:51	29.54	81.5	5.50	**11.4**
SR4	28/9/2014 1:56	29.22	79.4	5.36	2.2	SR4	28/9/2014 7:56	29.10	83.1	5.64	7.5	SR4	28/9/2014 13:56	29.81	87.0	5.83	2.7	SR4	28/9/2014 19:56	29.47	82.3	5.53	6.5
SR4	28/9/2014 2:01	29.19	78.9	5.30	3.1	SR4	28/9/2014 8:01	29.10	83.5	5.67	7.4	SR4	28/9/2014 14:01	29.82	87.7	5.88	2.8	SR4	28/9/2014 20:01	29.48	82.6	5.57	6.3
SR4	28/9/2014 2:06	29.19	77.3	5.20	3.5	SR4	28/9/2014 8:06	29.09	82.7	5.61	8.5	SR4	28/9/2014 14:06	29.83	86.7	5.81	2.4	SR4	28/9/2014 20:06	29.47	82.5	5.55	6.9
SR4	28/9/2014 2:11	29.18	78.0	5.23	3.4	SR4	28/9/2014 8:11	29.09	83.3	5.65	**12.0**	SR4	28/9/2014 14:11	29.86	86.2	5.78	1.8	SR4	28/9/2014 20:11	29.43	84.0	5.63	**10.1**
SR4	28/9/2014 2:16	29.18	78.6	5.26	4.0	SR4	28/9/2014 8:16	29.09	82.8	5.62	9.1	SR4	28/9/2014 14:16	29.89	85.2	5.71	2.4	SR4	28/9/2014 20:16	29.46	83.9	5.64	5.5
SR4	28/9/2014 2:21	29.15	79.5	5.33	7.3	SR4	28/9/2014 8:21	29.08	82.1	5.56	7.6	SR4	28/9/2014 14:21	29.93	84.8	5.68	2.1	SR4	28/9/2014 20:21	29.45	84.0	5.63	4.9
SR4	28/9/2014 2:26	29.15	79.0	5.29	7.0	SR4	28/9/2014 8:26	29.08	81.4	5.52	4.9	SR4	28/9/2014 14:26	29.75	83.9	5.63	2.9	SR4	28/9/2014 20:26	29.38	83.4	5.60	5.7
SR4	28/9/2014 2:31	29.16	79.3	5.32	4.0	SR4	28/9/2014 8:31	29.08	81.0	5.49	4.8	SR4	28/9/2014 14:31	29.66	85.7	5.73	3.5	SR4	28/9/2014 20:31	29.36	82.8	5.56	5.6
SR4	28/9/2014 2:36	29.14	78.7	5.28	6.7	SR4	28/9/2014 8:36	29.07	81.7	5.52	7.4	SR4	28/9/2014 14:36	29.78	85.5	5.74	3.1	SR4	28/9/2014 20:36	29.34	82.9	5.57	6.1
SR4	28/9/2014 2:41	29.15	78.7	5.29	4.8	SR4	28/9/2014 8:41	29.07	81.0	5.46	5.6	SR4	28/9/2014 14:41	29.79	86.9	5.83	2.9	SR4	28/9/2014 20:41	29.34	82.7	5.57	5.6
SR4	28/9/2014 2:46	29.14	78.5	5.27	5.7	SR4	28/9/2014 8:46	29.08	81.8	5.52	6.9	SR4	28/9/2014 14:46	29.76	86.9	5.83	2.7	SR4	28/9/2014 20:46	29.30	82.2	5.54	9.0
SR4	28/9/2014 2:51	29.13	77.3	5.19	4.2	SR4	28/9/2014 8:51	29.08	81.6	5.51	7.0	SR4	28/9/2014 14:51	29.76	86.6	5.81	3.4	SR4	28/9/2014 20:51	29.26	82.0	5.52	**10.5**
SR4	28/9/2014 2:56	29.13	78.1	5.25	3.2	SR4	28/9/2014 8:56	29.06	81.5	5.49	7.7	SR4	28/9/2014 14:56	29.61	82.7	5.56	8.3	SR4	28/9/2014 20:56	29.25	82.0	5.52	8.8
SR4	28/9/2014 3:01	29.13	78.1	5.24	3.8	SR4	28/9/2014 9:01	29.06	81.4	5.46	**11.0**	SR4	28/9/2014 15:01	29.63	84.2	5.65	4.1	SR4	28/9/2014 21:01	29.22	81.3	5.47	**10.6**
SR4	28/9/2014 3:06	29.12	79.6	5.34	5.8	SR4	28/9/2014 9:06	29.04	80.1	5.39	**14.6**	SR4	28/9/2014 15:06	29.66	84.9	5.71	3.1	SR4	28/9/2014 21:06	29.22	81.2	5.47	9.8
SR4	28/9/2014 3:11	29.16	78.5	5.27	3.3	SR4	28/9/2014 9:11	29.04	80.8	5.42	**15.9**	SR4	28/9/2014 15:11	29.65	84.5	5.68	**14.6**	SR4	28/9/2014 21:11	29.25	80.6	5.41	7.2
SR4	28/9/2014 3:16	29.19	76.6	5.15	3.1	SR4	28/9/2014 9:16	29.04	80.5	5.40	**18.0**	SR4	28/9/2014 15:16	29.76	82.3	5.52	2.5	SR4	28/9/2014 21:16	29.23	81.4	5.48	7.9
SR4	28/9/2014 3:21	29.17	74.8	5.03	3.2	SR4	28/9/2014 9:21	29.03	80.2	5.39	**17.6**	SR4	28/9/2014 15:21	29.88	85.5	5.72	3.1	SR4	28/9/2014 21:21	29.22	81.3	5.48	7.7
SR4	28/9/2014 3:26	29.17	78.6	5.28	3.3	SR4	28/9/2014 9:26	29.04	80.0	5.38	**11.7**	SR4	28/9/2014 15:26	29.79	84.4	5.65	3.1	SR4	28/9/2014 21:26	29.23	81.5	5.48	7.4
SR4	28/9/2014 3:31	29.16	77.5	5.21	4.0	SR4	28/9/2014 9:31	29.05	80.4	5.40	**10.6**	SR4	28/9/2014 15:31	29.45	83.1	5.57	4.8	SR4	28/9/2014 21:31	29.23	81.1	5.46	8.0
SR4	28/9/2014 3:36	29.15	76.8	5.15	3.9	SR4	28/9/2014 9:36	29.04	80.6	5.41	**15.4**	SR4	28/9/2014 15:36	29.49	83.0	5.57	3.4	SR4	28/9/2014 21:36	29.21	81.1	5.45	9.6
SR4	28/9/2014 3:41	29.15	76.4	5.12	2.8	SR4	28/9/2014 9:41	29.03	79.7	5.36	**11.5**	SR4	28/9/2014 15:41	29.45	81.2	5.46	4.5	SR4	28/9/2014 21:41	29.20	81.0	5.46	**10.3**
SR4	28/9/2014 3:46	29.16	78.6	5.24	3.6	SR4	28/9/2014 9:46	29.03	80.1	5.38	**12.1**	SR4	28/9/2014 15:46	29.30	81.2	5.47	7.2	SR4	28/9/2014 21:46	29.17	80.5	5.41	**15.3**
SR4	28/9/2014 3:51	29.16	78.9	5.27	3.4	SR4	28/9/2014 9:51	29.03	79.5	5.34	**14.9**	SR4	28/9/2014 15:51	29.34	81.5	5.48	6.0	SR4	28/9/2014 21:51	29.15	80.6	5.42	**11.6**
SR4	28/9/2014 3:56	29.16	78.0	5.20	3.5	SR4	28/9/2014 9:56	29.03	79.0	5.31	**14.1**	SR4	28/9/2014 15:56	29.23	81.1	5.46	7.5	SR4	28/9/2014 21:56	29.15	80.4	5.41	**10.1**
SR4	28/9/2014 4:01	29.16	77.2	5.18	2.7	SR4	28/9/2014 10:01	29.02	80.0	5.36	**12.7**	SR4	28/9/2014 16:01	29.21	80.4	5.41	7.8	SR4	28/9/2014 22:01	29.15	80.3	5.40	9.0
SR4	28/9/2014 4:06	29.16	77.1	5.19	2.5	SR4	28/9/2014 10:06	29.02	79.7	5.36	**11.0**	SR4	28/9/2014 16:06	29.23	80.4	5.41	6.4	SR4	28/9/2014 22:06	29.16	80.8	5.44	8.7
SR4	28/9/2014 4:11	29.14	76.5	5.15	2.0	SR4	28/9/2014 10:11	29.03	80.7	5.42	**10.7**	SR4	28/9/2014 16:11	29.30	81.1	5.45	6.8	SR4	28/9/2014 22:11	29.15	80.3	5.40	7.3
SR4	28/9/2014 4:16	29.13	78.2	5.27	2.7	SR4	28/9/2014 10:16	29.04	80.7	5.43	9.3	SR4	28/9/2014 16:16	29.28	79.9	5.36	6.4	SR4	28/9/2014 22:16	29.14	80.3	5.40	**10.5**
SR4	28/9/2014 4:21	29.15	78.8	5.31	3.2	SR4	28/9/2014 10:21	29.03	80.4	5.39	**11.5**	SR4	28/9/2014 16:21	29.52	80.9	5.43	5.8	SR4	28/9/2014 22:21	29.14	80.3	5.41	4.9
SR4	28/9/2014 4:26	29.15	78.4	5.28	3.0	SR4	28/9/2014 10:26	29.05	80.9	5.45	9.1	SR4	28/9/2014 16:26	29.53	78.8	5.28	7.7	SR4	28/9/2014 22:26	29.18	79.1	5.32	4.1
SR4	28/9/2014 4:31	29.12	79.1	5.33	3.3	SR4	28/9/2014 10:31	29.05	81.1	5.46	8.5	SR4	28/9/2014 16:31	29.39	79.1	5.31	9.0	SR4	28/9/2014 22:31	29.19	79.2	5.33	4.8
SR4	28/9/2014 4:36	29.12	78.4	5.28	2.5	SR4	28/9/2014 10:36	29.06	81.0	5.45	7.9	SR4	28/9/2014 16:36	29.50	80.5	5.39	5.4	SR4	28/9/2014 22:36	29.18	79.2	5.33	5.1
SR4	28/9/2014 4:41	29.12	77.3	5.20	2.2	SR4	28/9/2014 10:41	29.09	81.6	5.50	7.1	SR4	28/9/2014 16:41	29.43	82.1	5.51	5.8	SR4	28/9/2014 22:41	29.27	81.1	5.47	4.3
SR4	28/9/2014 4:46	29.11	78.4	5.29	2.8	SR4	28/9/2014 10:46	29.12	82.1	5.53	6.4	SR4	28/9/2014 16:46	29.41	81.4	5.47	5.8	SR4	28/9/2014 22:46	29.31	81.7	5.51	3.7
SR4	28/9/2014 4:51	29.10	79.6	5.37	2.7	SR4	28/9/2014 10:51	29.06	79.6	5.36	9.6	SR4	28/9/2014 16:51	29.36	80.9	5.44	7.0	SR4	28/9/2014 22:51	29.34	83.0	5.60	4.1
SR4	28/9/2014 4:56	29.08	78.3	5.28	2.7	SR4	28/9/2014 10:56	29.25	83.2	5.60	5.3	SR4	28/9/2014 16:56	29.40	81.2	5.46	4.0	SR4	28/9/2014 22:56	29.34	82.6	5.58	4.1
SR4	28/9/2014 5:01	29.07	78.2	5.28	3.3	SR4	28/9/2014 11:01	29.05	79.9	5.38	8.5	SR4	28/9/2014 17:01	29.51	81.6	5.48	3.9	SR4	28/9/2014 23:01	29.34	82.3	5.55	3.8
SR4	28/9/2014 5:06	29.04	80.4	5.43	3.6	SR4	28/9/2014 11:06	29.25	82.5	5.55	5.5	SR4	28/9/2014 17:06	29.48	82.6	5.55	4.4	SR4	28/9/2014 23:06	29.35	82.7	5.59	3.3
SR4	28/9/2014 5:11	29.04	81.3	5.50	3.7	SR4	28/9/2014 11:11	29.21	82.8	5.58	5.7	SR4	28/9/2014 17:11	29.47	82.4	5.54	3.8	SR4	28/9/2014 23:11	29.35	83.4	5.64	3.1
SR4	28/9/2014 5:16	29.04	81.3	5.50	3.5	SR4	28/9/2014 11:16	29.42	83.9	5.64	4.1	SR4	28/9/2014 17:16	29.47	83.5	5.61	4.1	SR4	28/9/2014 23:16	29.36	83.9	5.67	3.2
SR4	28/9/2014 5:21	29.03	81.8	5.54	3.8	SR4	28/9/2014 11:21	29.48	84.2	5.66	3.7	SR4	28/9/2014 17:21	29.51	84.0	5.64	4.2	SR4	28/9/2014 23:21	29.35	84.0	5.68	3.1
SR4	28/9/2014 5:26	29.03	82.0	5.55	3.6	SR4	28/9/2014 11:26	29.29	83.3	5.62	4.5	SR4	28/9/2014 17:26	29.53	83.6	5.61	3.6	SR4	28/9/2014 23:26	29.38	84.7	5.73	2.9
SR4	28/9/2014 5:31	29.03	82.3	5.57	4.2	SR4	28/9/2014 11:31	29.28	82.7	5.57	**14.0**	SR4	28/9/2014 17:31	29.55	82.6	5.55	2.8	SR4	28/9/2014 23:31	29.38	85.0	5.75	2.7
SR4	28/9/2014 5:36	29.03	82.0	5.56	3.5	SR4	28/9/2014 11:36	29.30	83.0	5.59	5.0	SR4	28/9/2014 17:36	29.58	83.4	5.60	3.4	SR4	28/9/2014 23:36	29.36	84.9	5.74	2.4
SR4	28/9/2014 5:41	29.02	81.5	5.53	3.8	SR4	28/9/2014 11:41	29.27	83.1	5.61	5.0	SR4	28/9/2014 17:41	29.60	83.8	5.63	3.0	SR4	28/9/2014 23:41	29.35	84.2	5.70	2.3
SR4	28/9/2014 5:46	29.03	82.1	5.57	3.7	SR4	28/9/2014 11:46	29.24	82.6	5.57	5.5	SR4	28/9/2014 17:46	29.69	84.3	5.66	2.9	SR4	28/9/2014 23:46	29.36	82.1	5.55	3.2
SR4	28/9/2014 5:51	29.04	81.9	5.56	4.4	SR4	28/9/2014 11:51	29.22	82.1	5.54	6.6	SR4	28/9/2014 17:51	29.72	84.2	5.65	2.7	SR4	28/9/2014 23:51	29.37	83.2	5.63	2.4
SR4	28/9/2014 5:56	29.05	83.0	5.64	4.8	SR4	28/9/2014 11:56	29.42	83.1	5.59	5.3	SR4	28/9/2014 17:56	29.78	83.8	5.62	2.3	SR4	28/9/2014 23:56	29.38	84.3	5.70	2.4

Station	Timestamp	Temp (° C)	DO (%)	DO (mg/L)	Tur (NTU)	Station	Timestamp	Temp (° C)	DO (%)	DO (mg/L)	Tur (NTU)	Station	Timestamp	Temp (° C)	DO (%)	DO (mg/L)	Tur (NTU)	Station	Timestamp	Temp (°C)	DO (%)	DO (mg/L)	Tur (NTU)
SR5	28/9/2014 0:00	29.09	75.2	**4.89**	5.8	SR5	28/9/2014 6:00	29.32	77.6	**5.16**	4.8	SR5	28/9/2014 12:00	29.39	72.3	**4.70**	5.4	SR5	28/9/2014 18:00	30.17	87.7	5.76	3.1
SR5	28/9/2014 0:05	29.10	75.1	**4.88**	6.1	SR5	28/9/2014 6:05	29.34	77.4	**5.14**	6.2	SR5	28/9/2014 12:05	29.33	72.3	**4.70**	5.2	SR5	28/9/2014 18:05	30.15	87.8	5.77	3.1
SR5	28/9/2014 0:10	29.10	74.8	**4.86**	6.1	SR5	28/9/2014 6:10	29.35	78.4	**5.20**	5.5	SR5	28/9/2014 12:10	29.39	72.5	**4.71**	4.7	SR5	28/9/2014 18:10	30.16	87.7	5.76	3.1
SR5	28/9/2014 0:15	29.10	74.5	**4.84**	5.3	SR5	28/9/2014 6:15	29.35	78.4	**5.20**	5.5	SR5	28/9/2014 12:15	29.33	72.3	**4.70**	5.7	SR5	28/9/2014 18:15	30.15	87.9	5.77	3.1
SR5	28/9/2014 0:20	29.10	74.0	**4.81**	5.5	SR5	28/9/2014 6:20	29.35	78.2	**5.19**	6.2	SR5	28/9/2014 12:20	29.27	73.7	**4.79**	5.5	SR5	28/9/2014 18:20	30.14	87.9	5.78	3.2
SR5	28/9/2014 0:25	29.10	74.1	**4.82**	6.0	SR5	28/9/2014 6:25	29.35	78.2	**5.19**	5.1	SR5	28/9/2014 12:25	29.33	73.5	**4.78**	4.9	SR5	28/9/2014 18:25	30.13	87.7	5.76	3.1
SR5	28/9/2014 0:30	29.10	73.0	**4.75**	5.5	SR5	28/9/2014 6:30	29.35	75.1	**4.99**	5.6	SR5	28/9/2014 12:30	29.30	71.1	**4.62**	5.0	SR5	28/9/2014 18:30	30.09	87.0	5.72	3.1
SR5	28/9/2014 0:35	29.12	76.3	**4.97**	**8.4**	SR5	28/9/2014 6:35	29.35	76.5	**5.08**	5.8	SR5	28/9/2014 12:35	29.32	71.1	**4.62**	4.6	SR5	28/9/2014 18:35	30.16	86.9	5.71	3.4
SR5	28/9/2014 0:40	29.13	76.3	**4.97**	7.9	SR5	28/9/2014 6:40	29.35	76.3	**5.06**	5.3	SR5	28/9/2014 12:40	29.68	75.5	**4.90**	4.6	SR5	28/9/2014 18:40	30.13	86.3	5.67	3.2
SR5	28/9/2014 0:45	29.14	76.7	**5.01**	6.4	SR5	28/9/2014 6:45	29.33	76.2	**5.06**	5.1	SR5	28/9/2014 12:45	29.53	77.1	**5.02**	4.8	SR5	28/9/2014 18:45	30.16	84.9	5.58	3.0
SR5	28/9/2014 0:50	29.15	76.6	**5.00**	5.5	SR5	28/9/2014 6:50	29.32	78.6	**5.22**	5.4	SR5	28/9/2014 12:50	29.67	78.5	**5.12**	4.4	SR5	28/9/2014 18:50	30.15	83.6	5.49	3.1
SR5	28/9/2014 0:55	29.14	76.7	**5.01**	5.9	SR5	28/9/2014 6:55	29.33	78.6	**5.22**	5.0	SR5	28/9/2014 12:55	29.83	80.7	**5.25**	3.9	SR5	28/9/2014 18:55	30.13	84.1	5.53	2.6
SR5	28/9/2014 1:00	29.15	76.8	**5.01**	4.6	SR5	28/9/2014 7:00	29.33	78.1	**5.19**	5.6	SR5	28/9/2014 13:00	29.65	78.6	**5.12**	4.4	SR5	28/9/2014 19:00	30.14	84.6	5.56	2.9
SR5	28/9/2014 1:05	29.16	78.2	**5.12**	3.9	SR5	28/9/2014 7:05	29.35	76.5	**5.08**	5.0	SR5	28/9/2014 13:05	29.65	78.5	**5.11**	4.5	SR5	28/9/2014 19:05	30.00	86.1	5.68	3.0
SR5	28/9/2014 1:10	29.16	77.7	**5.08**	4.1	SR5	28/9/2014 7:10	29.34	76.4	**5.07**	4.9	SR5	28/9/2014 13:10	29.56	76.0	**4.94**	4.5	SR5	28/9/2014 19:10	30.08	84.5	5.56	2.8
SR5	28/9/2014 1:15	29.17	77.6	**5.07**	4.1	SR5	28/9/2014 7:15	29.34	76.0	**5.05**	5.3	SR5	28/9/2014 13:15	29.73	75.6	**4.90**	4.9	SR5	28/9/2014 19:15	30.09	84.9	5.59	2.9
SR5	28/9/2014 1:20	29.18	77.4	**5.07**	3.7	SR5	28/9/2014 7:20	29.31	76.4	**5.08**	4.8	SR5	28/9/2014 13:20	29.77	78.7	**5.12**	4.0	SR5	28/9/2014 19:20	30.10	84.8	5.58	3.0
SR5	28/9/2014 1:25	29.18	77.1	**5.04**	3.7	SR5	28/9/2014 7:25	29.32	78.2	**5.20**	4.9	SR5	28/9/2014 13:25	29.81	76.3	**4.95**	4.1	SR5	28/9/2014 19:25	30.11	83.6	5.50	2.8
SR5	28/9/2014 1:30	29.17	77.4	**5.06**	3.4	SR5	28/9/2014 7:30	29.35	76.6	**5.09**	5.4	SR5	28/9/2014 13:30	29.74	76.6	**4.97**	4.1	SR5	28/9/2014 19:30	30.13	84.2	5.53	2.7
SR5	28/9/2014 1:35	29.19	76.9	**5.03**	3.8	SR5	28/9/2014 7:35	29.36	76.6	**5.09**	5.4	SR5	28/9/2014 13:35	29.89	78.0	**5.05**	4.4	SR5	28/9/2014 19:35	30.13	83.9	5.51	2.9
SR5	28/9/2014 1:40	29.16	77.8	**5.10**	3.9	SR5	28/9/2014 7:40	29.34	74.9	**4.98**	4.7	SR5	28/9/2014 13:40	29.85	78.4	**5.08**	4.4	SR5	28/9/2014 19:40	30.09	83.1	5.46	2.9
SR5	28/9/2014 1:45	29.14	77.8	**5.10**	3.8	SR5	28/9/2014 7:45	29.35	75.7	**5.03**	5.6	SR5	28/9/2014 13:45	29.69	77.8	**5.05**	4.6	SR5	28/9/2014 19:45	30.08	82.9	5.45	3.1
SR5	28/9/2014 1:50	29.19	77.9	**5.11**	4.2	SR5	28/9/2014 7:50	29.36	76.8	**5.09**	5.0	SR5	28/9/2014 13:50	29.70	77.1	**5.00**	4.9	SR5	28/9/2014 19:50	30.02	82.9	5.45	3.9
SR5	28/9/2014 1:55	29.15	79.2	**5.21**	3.6	SR5	28/9/2014 7:55	29.36	77.1	**5.11**	5.5	SR5	28/9/2014 13:55	29.68	77.4	**5.02**	4.4	SR5	28/9/2014 19:55	30.01	82.7	5.44	3.6
SR5	28/9/2014 2:00	29.18	78.5	**5.15**	3.9	SR5	28/9/2014 8:00	29.36	76.7	**5.08**	5.5	SR5	28/9/2014 14:00	29.64	77.9	**5.06**	4.6	SR5	28/9/2014 20:00	29.98	82.9	5.45	3.9
SR5	28/9/2014 2:05	29.20	78.3	**5.14**	4.0	SR5	28/9/2014 8:05	29.35	76.5	**5.06**	5.2	SR5	28/9/2014 14:05	29.87	77.7	**5.03**	3.9	SR5	28/9/2014 20:05	29.95	82.9	5.46	3.5
SR5	28/9/2014 2:10	29.20	78.6	**5.16**	3.6	SR5	28/9/2014 8:10	29.34	76.4	**5.05**	5.5	SR5	28/9/2014 14:10	29.82	77.3	**5.01**	3.7	SR5	28/9/2014 20:10	29.94	82.7	5.45	3.3
SR5	28/9/2014 2:15	29.20	78.5	**5.16**	3.8	SR5	28/9/2014 8:15	29.35	76.9	**5.08**	5.4	SR5	28/9/2014 14:15	29.94	77.6	**5.02**	3.4	SR5	28/9/2014 20:15	29.93	82.9	5.46	3.4
SR5	28/9/2014 2:20	29.20	78.2	**5.14**	4.0	SR5	28/9/2014 8:20	29.36	77.0	**5.09**	5.4	SR5	28/9/2014 14:20	29.88	77.1	**5.00**	4.7	SR5	28/9/2014 20:20	29.94	82.6	5.44	3.8
SR5	28/9/2014 2:25	29.20	79.1	**5.21**	3.5	SR5	28/9/2014 8:25	29.36	76.8	**5.08**	5.5	SR5	28/9/2014 14:25	29.82	78.8	**5.11**	3.8	SR5	28/9/2014 20:25	29.94	83.0	5.46	3.5
SR5	28/9/2014 2:30	29.11	79.4	**5.25**	3.4	SR5	28/9/2014 8:30	29.35	76.0	**5.02**	5.3	SR5	28/9/2014 14:30	29.99	81.9	**5.31**	3.4	SR5	28/9/2014 20:30	29.90	82.9	5.46	3.6
SR5	28/9/2014 2:35	29.16	79.9	**5.28**	3.8	SR5	28/9/2014 8:35	29.35	75.9	**5.02**	6.0	SR5	28/9/2014 14:35	29.89	80.2	**5.20**	3.8	SR5	28/9/2014 20:35	29.89	81.7	**5.37**	3.6
SR5	28/9/2014 2:40	29.22	79.8	**5.26**	3.6	SR5	28/9/2014 8:40	29.35	75.5	**4.99**	5.6	SR5	28/9/2014 14:40	29.93	81.4	**5.28**	3.0	SR5	28/9/2014 20:40	29.88	81.9	5.39	3.9
SR5	28/9/2014 2:45	29.19	80.1	**5.29**	3.8	SR5	28/9/2014 8:45	29.36	75.7	**5.00**	5.3	SR5	28/9/2014 14:45	29.82	79.8	**5.18**	4.0	SR5	28/9/2014 20:45	29.83	79.2	**5.20**	3.4
SR5	28/9/2014 2:50	29.24	79.6	**5.24**	4.2	SR5	28/9/2014 8:50	29.34	75.7	**5.00**	6.0	SR5	28/9/2014 14:50	29.87	80.0	**5.19**	3.7	SR5	28/9/2014 20:50	29.74	76.6	**5.02**	4.3
SR5	28/9/2014 2:55	29.25	79.8	**5.26**	4.6	SR5	28/9/2014 8:55	29.33	75.0	**4.94**	5.5	SR5	28/9/2014 14:55	30.12	83.6	5.42	3.5	SR5	28/9/2014 20:55	29.63	75.2	**4.92**	4.5
SR5	28/9/2014 3:00	29.20	80.9	**5.35**	4.2	SR5	28/9/2014 9:00	29.30	74.4	**4.89**	6.8	SR5	28/9/2014 15:00	29.87	80.6	**5.24**	3.7	SR5	28/9/2014 21:00	29.52	74.9	**4.89**	4.1
SR5	28/9/2014 3:05	29.23	80.7	**5.33**	4.3	SR5	28/9/2014 9:05	29.29	74.1	**4.87**	7.8	SR5	28/9/2014 15:05	29.90	80.2	**5.20**	3.7	SR5	28/9/2014 21:05	29.46	75.1	**4.90**	4.8
SR5	28/9/2014 3:10	29.24	80.7	**5.33**	4.4	SR5	28/9/2014 9:10	29.28	73.4	**4.82**	7.5	SR5	28/9/2014 15:10	29.87	80.1	**5.20**	4.0	SR5	28/9/2014 21:10	29.45	75.4	**4.91**	4.6
SR5	28/9/2014 3:15	29.24	80.2	**5.30**	4.5	SR5	28/9/2014 9:15	29.30	74.1	**4.87**	7.2	SR5	28/9/2014 15:15	30.07	81.9	**5.32**	3.5	SR5	28/9/2014 21:15	29.45	75.1	**4.90**	4.5
SR5	28/9/2014 3:20	29.23	79.9	**5.28**	4.4	SR5	28/9/2014 9:20	29.31	72.9	**4.80**	6.9	SR5	28/9/2014 15:20	29.94	82.3	**5.35**	3.8	SR5	28/9/2014 21:20	29.44	75.3	**4.91**	5.0
SR5	28/9/2014 3:25	29.26	80.2	**5.30**	4.9	SR5	28/9/2014 9:25	29.28	73.7	**4.84**	6.4	SR5	28/9/2014 15:25	29.96	82.4	**5.35**	4.0	SR5	28/9/2014 21:25	29.43	75.2	**4.90**	4.8
SR5	28/9/2014 3:30	29.24	80.0	**5.30**	4.9	SR5	28/9/2014 9:30	29.28	72.4	**4.75**	6.0	SR5	28/9/2014 15:30	29.92	83.6	5.45	3.9	SR5	28/9/2014 21:30	29.43	74.9	**4.88**	4.6
SR5	28/9/2014 3:35	29.23	80.0	**5.30**	5.0	SR5	28/9/2014 9:35	29.24	72.9	**4.78**	5.7	SR5	28/9/2014 15:35	29.84	82.8	5.40	3.9	SR5	28/9/2014 21:35	29.41	75.0	**4.88**	4.6
SR5	28/9/2014 3:40	29.24	80.2	**5.31**	4.7	SR5	28/9/2014 9:40	29.23	73.3	**4.81**	6.2	SR5	28/9/2014 15:40	29.95	83.7	5.46	3.5	SR5	28/9/2014 21:40	29.41	74.2	**4.83**	4.8
SR5	28/9/2014 3:45	29.27	79.9	**5.29**	5.0	SR5	28/9/2014 9:45	29.22	73.6	**4.82**	6.3	SR5	28/9/2014 15:45	29.94	83.3	5.43	3.9	SR5	28/9/2014 21:45	29.41	73.9	**4.81**	4.6
SR5	28/9/2014 3:50	29.27	79.6	**5.26**	5.1	SR5	28/9/2014 9:50	29.25	72.1	**4.73**	6.6	SR5	28/9/2014 15:50	29.84	82.2	**5.36**	4.4	SR5	28/9/2014 21:50	29.39	73.3	**4.77**	5.0
SR5	28/9/2014 3:55	29.27	79.4	**5.25**	5.0	SR5	28/9/2014 9:55	29.21	72.2	**4.73**	7.4	SR5	28/9/2014 15:55	30.00	83.3	5.42	3.9	SR5	28/9/2014 21:55	29.39	73.0	**4.76**	5.1
SR5	28/9/2014 4:00	29.28	79.0	**5.22**	5.6	SR5	28/9/2014 10:00	29.20	71.7	**4.69**	7.9	SR5	28/9/2014 16:00	30.19	85.6	5.56	4.0	SR5	28/9/2014 22:00	29.39	72.9	**4.75**	5.1
SR5	28/9/2014 4:05	29.23	80.2	**5.33**	4.6	SR5	28/9/2014 10:05	29.21	71.6	**4.68**	**9.1**	SR5	28/9/2014 16:05	30.13	84.7	5.51	4.1	SR5	28/9/2014 22:05	29.38	72.5	**4.72**	4.8
SR5	28/9/2014 4:10	29.27	79.5	**5.27**	4.9	SR5	28/9/2014 10:10	29.20	70.9	**4.64**	**9.2**	SR5	28/9/2014 16:10	30.18	86.4	5.62	4.0	SR5	28/9/2014 22:10	29.36	71.7	**4.67**	5.0
SR5	28/9/2014 4:15	29.31	79.7	**5.29**	4.7	SR5	28/9/2014 10:15	29.18	69.2	**4.52**	**8.7**	SR5	28/9/2014 16:15	30.16	85.9	5.59	4.0	SR5	28/9/2014 22:15	29.39	72.2	**4.70**	4.7
SR5	28/9/2014 4:20	29.31	79.3	**5.25**	5.1	SR5	28/9/2014 10:20	29.13	71.2	**4.64**	**10.2**	SR5	28/9/2014 16:20	30.12	85.8	5.59	4.3	SR5	28/9/2014 22:20	29.37	71.6	**4.66**	5.2
SR5	28/9/2014 4:25	29.33	79.2	**5.25**	5.2	SR5	28/9/2014 10:25	29.16	70.9	**4.62**	**9.3**	SR5	28/9/2014 16:25	30.23	86.8	5.65	3.8	SR5	28/9/2014 22:25	29.33	71.1	**4.62**	6.0
SR5	28/9/2014 4:30	29.33	79.0	**5.23**	6.7	SR5	28/9/2014 10:30	29.12	70.4	**4.59**	**9.2**	SR5	28/9/2014 16:30	30.16	85.6	5.58	3.7	SR5	28/9/2014 22:30	29.33	70.9	**4.61**	6.2
SR5	28/9/2014 4:35	29.34	79.0	**5.23**	5.4	SR5	28/9/2014 10:35	29.11	70.6	**4.60**	**8.5**	SR5	28/9/2014 16:35	30.45	89.7	5.86	3.7	SR5	28/9/2014 22:35	29.39	71.2	**4.64**	4.9
SR5	28/9/2014 4:40	29.35	78.8	**5.22**	5.8	SR5	28/9/2014 10:40	29.11	70.9	**4.61**	**8.9**	SR5	28/9/2014 16:40	30.25	87.7	5.73	3.8	SR5	28/9/2014 22:40	29.34	70.1	**4.56**	6.1
SR5	28/9/2014 4:45	29.34	78.4	**5.20**	6.3	SR5	28/9/2014 10:45	29.10	71.1	**4.63**	**8.7**	SR5	28/9/2014 16:45	30.15	85.8	5.60	4.2	SR5	28/9/2014 22:45	29.23	69.2	**4.50**	6.8
SR5	28/9/2014 4:50	29.35	78.5	**5.20**	6.5	SR5	28/9/2014 10:50	29.12	71.3	**4.64**	**8.1**	SR5	28/9/2014 16:50	30.23	88.4	5.79	4.2	SR5	28/9/2014 22:50	29.18	70.9	**4.60**	5.8
SR5	28/9/2014 4:55	29.33	77.6	**5.14**	5.3	SR5	28/9/2014 10:55	29.09	71.5	**4.65**	**8.9**	SR5	28/9/2014 16:55	30.22	88.6	5.81	3.6	SR5	28/9/2014 22:55	29.17	70.9	**4.60**	5.6
SR5	28/9/2014 5:00	29.35	78.4	**5.20**	6.6	SR5	28/9/2014 11:00	29.10	71.5	**4.65**	**9.4**	SR5	28/9/2014 17:00	30.21	87.6	5.74	3.9	SR5	28/9/2014 23:00	29.23	69.2	**4.49**	6.0
SR5	28/9/2014 5:05	29.33	78.7	**5.22**	6.1	SR5	28/9/2014 11:05	29.12	70.7	**4.60**	**9.6**	SR5	28/9/2014 17:05	30.22	87.3	5.72	3.6	SR5	28/9/2014 23:05	29.20	70.5	**4.57**	5.3
SR5	28/9/2014 5:10	29.33	78.7	**5.22**	6.0	SR5	28/9/2014 11:10	29.11	71.9	**4.68**	**8.9**	SR5	28/9/2014 17:10	30.17	86.2	5.65	4.2	SR5	28/9/2014 23:10	29.18	70.5	**4.57**	5.4
SR5	28/9/2014 5:15	29.35	78.7	**5.22**	6.0	SR5	28/9/2014 11:15	29.10	71.4	**4.64**	**8.7**	SR5	28/9/2014 17:15	30.17	86.2	5.64	5.3	SR5	28/9/2014 23:15	29.17	70.4	**4.56**	6.1
SR5	28/9/2014 5:20	29.35	78.1	**5.19**	5.7	SR5	28/9/2014 11:20	29.09	71.3	**4.63**	**8.9**	SR5	28/9/2014 17:20	30.19	87.6	5.74	3.5	SR5	28/9/2014 23:20	29.19	70.5	**4.57**	5.1
SR5	28/9/2014 5:25	29.33	78.3	**5.20**	6.1	SR5	28/9/2014 11:25	29.18	71.4	**4.64**	7.5	SR5	28/9/2014 17:25	30.21	87.8	5.76	3.4	SR5	28/9/2014 23:25	29.17	70.8	**4.59**	5.9
SR5	28/9/2014 5:30	29.33	78.3	**5.21**	4.9	SR5	28/9/2014 11:30	29.31	71.3	**4.64**	7.1	SR5	28/9/2014 17:30	30.20	88.5	5.81	3.4	SR5	28/9/2014 23:30	29.17	71.1	**4.60**	5.9
SR5	28/9/2014 5:35	29.34	78.0	**5.18**	6.2	SR5	28/9/2014 11:35	29.31	71.4	**4.64**	6.9	SR5	28/9/2014 17:35	30.17	87.2	5.72	3.3	SR5	28/9/2014 23:35	29.18	69.9	**4.53**	5.2
SR5	28/9/2014 5:40	29.34	78.5	**5.21**	5.7	SR5	28/9/2014 11:40	29.48	72.5	**4.71**	5.5	SR5	28/9/2014 17:40	30.16	86.6	5.68	4.1	SR5	28/9/2014 23:40	29.18	69.1	**4.48**	5.8
SR5	28/9/2014 5:45	29.36	78.5	**5.21**	5.1	SR5	28/9/2014 11:45	29.41	71.3	**4.63**	6.0	SR5	28/9/2014 17:45	30.17	86.5	5.68	3.7	SR5	28/9/2014 23:45	29.18	68.8	**4.46**	5.8
SR5	28/9/2014 5:50	29.35	78.5	**5.21**	4.9	SR5	28/9/2014 11:50	29.37	71.5	**4.65**	6.2	SR5	28/9/2014 17:50	30.18	88.0	5.78	3.0	SR5	28/9/2014 23:50	29.23	70.6	**4.59**	4.6
SR5	28/9/2014 5:55	29.34	78.3	**5.20**	4.9	SR5	28/9/2014 11:55	29.34	71.6	**4.65**	6.4	SR5	28/9/2014 17:55	30.19	88.3	5.80	3.2	SR5	28/9/2014 23:55	29.24	72.3	**4.70**	4.7

Station	Timestamp	Temp (° C)	DO (%)	DO (mg/L)	Tur (NTU)	Station	Timestamp	Temp (° C)	DO (%)	DO (mg/L)	Tur (NTU)	Station	Timestamp	Temp (° C)	DO (%)	DO (mg/L)	Tur (NTU)	Station	Timestamp	Temp (°C)	DO (%)	DO (mg/L)	Tur (NTU)
SR9	28/9/2014 0:00	29.58	136.1	8.66	2.1	SR9	28/9/2014 6:00	29.30	118.4	7.57	2.0	SR9	28/9/2014 12:00	29.72	120.9	7.69	2.9	SR9	28/9/2014 18:00	30.07	182.9	11.56	2.7
SR9	28/9/2014 0:05	29.56	135.2	8.61	2.3	SR9	28/9/2014 6:05	29.27	117.5	7.52	2.0	SR9	28/9/2014 12:05	29.55	117.3	7.47	3.8	SR9	28/9/2014 18:05	29.95	177.3	11.22	2.7
SR9	28/9/2014 0:10	29.54	135.3	8.61	2.4	SR9	28/9/2014 6:10	29.26	117.8	7.54	3.8	SR9	28/9/2014 12:10	29.55	119.0	7.58	3.8	SR9	28/9/2014 18:10	30.04	179.6	11.36	**5.9**
SR9	28/9/2014 0:15	29.55	135.2	8.61	2.3	SR9	28/9/2014 6:15	29.28	118.0	7.55	2.1	SR9	28/9/2014 12:15	29.49	118.6	7.57	3.7	SR9	28/9/2014 18:15	30.01	178.2	11.27	3.0
SR9	28/9/2014 0:20	29.56	135.8	8.64	2.1	SR9	28/9/2014 6:20	29.25	116.7	7.47	2.2	SR9	28/9/2014 12:20	29.33	120.7	7.72	4.7	SR9	28/9/2014 18:20	29.99	176.8	11.19	2.4
SR9	28/9/2014 0:25	29.56	136.1	8.67	2.6	SR9	28/9/2014 6:25	29.23	116.1	7.43	1.8	SR9	28/9/2014 12:25	29.47	118.8	7.58	4.2	SR9	28/9/2014 18:25	30.02	177.1	11.20	2.5
SR9	28/9/2014 0:30	29.55	136.1	8.67	2.0	SR9	28/9/2014 6:30	29.24	116.0	7.42	2.1	SR9	28/9/2014 12:30	29.48	120.0	7.66	**5.2**	SR9	28/9/2014 18:30	29.85	172.3	10.93	2.7
SR9	28/9/2014 0:35	29.52	135.5	8.63	2.5	SR9	28/9/2014 6:35	29.26	115.2	7.37	2.1	SR9	28/9/2014 12:35	29.73	120.0	7.63	3.3	SR9	28/9/2014 18:35	29.77	169.9	10.79	2.5
SR9	28/9/2014 0:40	29.56	137.0	8.72	2.6	SR9	28/9/2014 6:40	29.24	114.5	7.33	1.9	SR9	28/9/2014 12:40	29.56	121.4	7.74	4.0	SR9	28/9/2014 18:40	29.91	172.7	10.94	2.5
SR9	28/9/2014 0:45	29.55	137.0	8.72	1.9	SR9	28/9/2014 6:45	29.23	114.5	7.33	2.0	SR9	28/9/2014 12:45	29.53	123.5	7.88	3.9	SR9	28/9/2014 18:45	29.82	170.2	10.80	2.9
SR9	28/9/2014 0:50	29.55	136.6	8.70	2.4	SR9	28/9/2014 6:50	29.21	113.7	7.28	2.1	SR9	28/9/2014 12:50	29.48	123.0	7.85	4.4	SR9	28/9/2014 18:50	29.93	168.4	10.66	2.9
SR9	28/9/2014 0:55	29.54	136.7	8.70	2.1	SR9	28/9/2014 6:55	29.21	113.9	7.29	2.0	SR9	28/9/2014 12:55	29.45	122.4	7.81	4.0	SR9	28/9/2014 18:55	29.96	167.9	10.63	3.9
SR9	28/9/2014 1:00	29.51	135.9	8.66	1.7	SR9	28/9/2014 7:00	29.09	109.5	7.03	1.7	SR9	28/9/2014 13:00	29.43	122.3	7.81	4.1	SR9	28/9/2014 19:00	29.86	166.5	10.56	2.8
SR9	28/9/2014 1:05	29.51	135.8	8.65	1.7	SR9	28/9/2014 7:05	29.11	109.9	7.05	1.5	SR9	28/9/2014 13:05	29.52	122.3	7.80	3.7	SR9	28/9/2014 19:05	29.81	164.1	10.41	2.7
SR9	28/9/2014 1:10	29.50	135.3	8.62	1.8	SR9	28/9/2014 7:10	29.07	108.9	6.99	1.5	SR9	28/9/2014 13:10	29.41	122.9	7.85	4.2	SR9	28/9/2014 19:10	29.98	165.6	10.48	2.1
SR9	28/9/2014 1:15	29.47	133.8	8.53	1.6	SR9	28/9/2014 7:15	29.10	110.0	7.06	1.6	SR9	28/9/2014 13:15	29.45	123.8	7.90	4.5	SR9	28/9/2014 19:15	29.76	162.2	10.30	2.6
SR9	28/9/2014 1:20	29.47	133.3	8.50	1.6	SR9	28/9/2014 7:20	29.15	111.0	7.12	1.6	SR9	28/9/2014 13:20	29.43	127.7	8.15	4.1	SR9	28/9/2014 19:20	29.95	164.5	10.42	2.6
SR9	28/9/2014 1:25	29.45	131.8	8.41	1.6	SR9	28/9/2014 7:25	29.13	111.4	7.15	1.6	SR9	28/9/2014 13:25	29.44	129.5	8.27	4.0	SR9	28/9/2014 19:25	29.78	162.6	10.32	2.9
SR9	28/9/2014 1:30	29.43	130.8	8.34	1.7	SR9	28/9/2014 7:30	29.22	114.4	7.32	1.9	SR9	28/9/2014 13:30	29.61	129.6	8.25	4.1	SR9	28/9/2014 19:30	29.72	160.4	10.19	4.0
SR9	28/9/2014 1:35	29.43	130.1	8.30	1.9	SR9	28/9/2014 7:35	29.18	109.3	7.00	2.4	SR9	28/9/2014 13:35	29.46	135.4	8.64	4.2	SR9	28/9/2014 19:35	29.70	159.3	10.12	2.7
SR9	28/9/2014 1:40	29.41	128.8	8.22	1.8	SR9	28/9/2014 7:40	29.13	107.8	6.92	2.6	SR9	28/9/2014 13:40	29.50	134.8	8.60	3.8	SR9	28/9/2014 19:40	29.74	156.6	9.94	2.6
SR9	28/9/2014 1:45	29.40	128.3	8.19	2.8	SR9	28/9/2014 7:45	29.13	109.9	7.05	2.1	SR9	28/9/2014 13:45	29.57	140.4	8.95	3.7	SR9	28/9/2014 19:45	29.76	154.7	9.82	2.7
SR9	28/9/2014 1:50	29.38	126.6	8.08	2.5	SR9	28/9/2014 7:50	29.14	108.7	6.97	2.1	SR9	28/9/2014 13:50	29.54	145.1	9.25	3.8	SR9	28/9/2014 19:50	29.75	153.0	9.72	2.3
SR9	28/9/2014 1:55	29.35	124.5	7.96	1.9	SR9	28/9/2014 7:55	29.15	108.9	6.98	2.1	SR9	28/9/2014 13:55	29.55	147.8	9.42	3.9	SR9	28/9/2014 19:55	29.72	151.4	9.62	2.5
SR9	28/9/2014 2:00	29.34	123.4	7.89	2.1	SR9	28/9/2014 8:00	29.15	108.5	6.96	3.0	SR9	28/9/2014 14:00	29.53	147.2	9.39	4.1	SR9	28/9/2014 20:00	29.84	153.5	9.74	2.1
SR9	28/9/2014 2:05	29.31	121.7	7.78	1.9	SR9	28/9/2014 8:05	29.10	106.8	6.86	3.2	SR9	28/9/2014 14:05	29.58	145.5	9.27	3.7	SR9	28/9/2014 20:05	29.88	156.0	9.89	2.1
SR9	28/9/2014 2:10	29.25	117.6	7.53	2.2	SR9	28/9/2014 8:10	29.15	107.2	6.88	2.7	SR9	28/9/2014 14:10	29.51	144.4	9.21	3.9	SR9	28/9/2014 20:10	29.83	156.1	9.90	2.8
SR9	28/9/2014 2:15	29.29	119.4	7.64	3.1	SR9	28/9/2014 8:15	29.15	107.8	6.91	2.9	SR9	28/9/2014 14:15	29.45	148.4	9.47	3.6	SR9	28/9/2014 20:15	29.86	157.8	10.00	2.9
SR9	28/9/2014 2:20	29.42	127.8	8.16	2.3	SR9	28/9/2014 8:20	29.13	105.6	6.77	4.3	SR9	28/9/2014 14:20	29.46	155.6	9.93	3.5	SR9	28/9/2014 20:20	29.74	155.1	9.86	2.8
SR9	28/9/2014 2:25	29.40	126.7	8.09	1.7	SR9	28/9/2014 8:25	29.15	105.7	6.78	3.5	SR9	28/9/2014 14:25	29.52	160.0	10.20	3.4	SR9	28/9/2014 20:25	29.74	154.6	9.82	3.2
SR9	28/9/2014 2:30	29.40	126.3	8.06	2.1	SR9	28/9/2014 8:30	29.15	107.5	6.90	3.3	SR9	28/9/2014 14:30	29.56	163.4	10.41	3.2	SR9	28/9/2014 20:30	29.81	153.1	9.72	2.6
SR9	28/9/2014 2:35	29.34	123.3	7.88	2.1	SR9	28/9/2014 8:35	29.14	107.2	6.88	4.2	SR9	28/9/2014 14:35	29.59	164.3	10.46	3.3	SR9	28/9/2014 20:35	29.80	154.0	9.77	2.4
SR9	28/9/2014 2:40	29.29	120.1	7.68	1.9	SR9	28/9/2014 8:40	29.17	107.3	6.88	3.4	SR9	28/9/2014 14:40	29.63	164.5	10.47	3.2	SR9	28/9/2014 20:40	29.85	153.7	9.75	2.0
SR9	28/9/2014 2:45	29.32	121.0	7.73	2.2	SR9	28/9/2014 8:45	29.18	108.4	6.95	3.6	SR9	28/9/2014 14:45	29.57	162.9	10.37	3.1	SR9	28/9/2014 20:45	29.83	157.7	10.00	2.0
SR9	28/9/2014 2:50	29.27	118.1	7.56	1.8	SR9	28/9/2014 8:50	29.17	108.4	6.95	3.1	SR9	28/9/2014 14:50	29.65	164.3	10.45	3.2	SR9	28/9/2014 20:50	29.81	157.2	9.98	2.3
SR9	28/9/2014 2:55	29.24	117.6	7.53	2.0	SR9	28/9/2014 8:55	29.17	108.7	6.97	3.3	SR9	28/9/2014 14:55	29.66	164.3	10.45	3.1	SR9	28/9/2014 20:55	29.81	158.4	10.05	2.2
SR9	28/9/2014 3:00	29.26	117.6	7.53	2.2	SR9	28/9/2014 9:00	29.17	108.2	6.94	2.8	SR9	28/9/2014 15:00	29.67	164.9	10.49	2.9	SR9	28/9/2014 21:00	29.81	159.6	10.13	2.6
SR9	28/9/2014 3:05	29.26	117.8	7.54	2.8	SR9	28/9/2014 9:05	29.18	108.6	6.97	3.0	SR9	28/9/2014 15:05	29.64	166.9	10.62	3.2	SR9	28/9/2014 21:05	29.82	159.4	10.12	2.0
SR9	28/9/2014 3:10	29.24	116.0	7.43	2.9	SR9	28/9/2014 9:10	29.22	108.5	6.96	2.8	SR9	28/9/2014 15:10	29.61	168.2	10.70	3.2	SR9	28/9/2014 21:10	29.86	161.1	10.21	1.8
SR9	28/9/2014 3:15	29.24	116.6	7.46	2.1	SR9	28/9/2014 9:15	29.23	109.3	7.01	3.0	SR9	28/9/2014 15:15	29.61	169.2	10.77	3.3	SR9	28/9/2014 21:15	29.78	157.5	10.00	2.0
SR9	28/9/2014 3:20	29.23	116.1	7.44	2.7	SR9	28/9/2014 9:20	29.20	109.1	6.99	3.4	SR9	28/9/2014 15:20	29.61	170.7	10.87	3.1	SR9	28/9/2014 21:20	29.89	161.1	10.21	1.6
SR9	28/9/2014 3:25	29.24	116.2	7.44	2.3	SR9	28/9/2014 9:25	29.24	108.8	6.97	2.7	SR9	28/9/2014 15:25	29.62	172.6	10.99	3.2	SR9	28/9/2014 21:25	29.92	160.3	10.16	2.0
SR9	28/9/2014 3:30	29.33	121.6	7.78	2.2	SR9	28/9/2014 9:30	29.22	109.1	7.00	2.9	SR9	28/9/2014 15:30	29.65	174.1	11.07	3.1	SR9	28/9/2014 21:30	29.74	151.0	9.59	2.3
SR9	28/9/2014 3:35	29.35	122.0	7.80	2.1	SR9	28/9/2014 9:35	29.24	109.5	7.02	2.7	SR9	28/9/2014 15:35	29.68	175.8	11.18	2.9	SR9	28/9/2014 21:35	29.66	145.2	9.24	2.9
SR9	28/9/2014 3:40	29.33	122.0	7.80	2.0	SR9	28/9/2014 9:40	29.27	109.6	7.03	2.8	SR9	28/9/2014 15:40	29.69	175.4	11.15	3.0	SR9	28/9/2014 21:40	29.86	157.0	9.95	1.7
SR9	28/9/2014 3:45	29.32	121.0	7.73	2.2	SR9	28/9/2014 9:45	29.25	109.6	7.03	2.7	SR9	28/9/2014 15:45	29.79	176.8	11.22	3.0	SR9	28/9/2014 21:45	29.83	157.2	9.97	2.8
SR9	28/9/2014 3:50	29.34	122.8	7.85	2.1	SR9	28/9/2014 9:50	29.19	109.6	7.03	3.4	SR9	28/9/2014 15:50	29.85	178.1	11.30	2.9	SR9	28/9/2014 21:50	29.70	146.9	9.33	2.6
SR9	28/9/2014 3:55	29.35	123.4	7.89	2.7	SR9	28/9/2014 9:55	29.28	110.2	7.06	2.7	SR9	28/9/2014 15:55	29.84	179.9	11.41	3.0	SR9	28/9/2014 21:55	29.79	151.4	9.61	1.9
SR9	28/9/2014 4:00	29.37	124.5	7.95	2.6	SR9	28/9/2014 10:00	29.26	110.7	7.09	2.9	SR9	28/9/2014 16:00	29.88	181.8	11.52	2.9	SR9	28/9/2014 22:00	29.84	149.0	9.46	2.2
SR9	28/9/2014 4:05	29.37	124.7	7.96	2.6	SR9	28/9/2014 10:05	29.24	111.3	7.13	3.2	SR9	28/9/2014 16:05	29.87	182.6	11.57	3.0	SR9	28/9/2014 22:05	29.84	152.5	9.68	1.9
SR9	28/9/2014 4:10	29.36	124.5	7.95	2.0	SR9	28/9/2014 10:10	29.26	112.9	7.23	3.1	SR9	28/9/2014 16:10	29.94	183.2	11.60	3.0	SR9	28/9/2014 22:10	29.87	155.1	9.84	1.5
SR9	28/9/2014 4:15	29.35	123.8	7.91	1.9	SR9	28/9/2014 10:15	29.27	110.2	7.06	3.9	SR9	28/9/2014 16:15	29.93	182.4	11.55	3.0	SR9	28/9/2014 22:15	29.87	155.8	9.98	1.7
SR9	28/9/2014 4:20	29.34	122.9	7.85	1.8	SR9	28/9/2014 10:20	29.24	111.4	7.14	4.1	SR9	28/9/2014 16:20	30.04	184.4	11.66	3.0	SR9	28/9/2014 22:20	29.91	157.8	10.18	1.2
SR9	28/9/2014 4:25	29.31	120.8	7.73	3.1	SR9	28/9/2014 10:25	29.28	112.1	7.18	3.3	SR9	28/9/2014 16:25	30.00	184.2	11.66	2.5	SR9	28/9/2014 22:25	29.87	155.0	10.02	1.7
SR9	28/9/2014 4:30	29.31	122.2	7.83	2.0	SR9	28/9/2014 10:30	29.23	113.3	7.26	3.5	SR9	28/9/2014 16:30	30.02	184.3	11.65	2.6	SR9	28/9/2014 22:30	29.87	152.9	9.88	1.3
SR9	28/9/2014 4:35	29.32	122.6	7.90	2.1	SR9	28/9/2014 10:35	29.26	114.2	7.32	3.2	SR9	28/9/2014 16:35	30.00	183.5	11.61	2.6	SR9	28/9/2014 22:35	29.81	152.3	9.84	2.0
SR9	28/9/2014 4:40	29.30	122.8	7.85	1.9	SR9	28/9/2014 10:40	29.27	114.8	7.35	3.4	SR9	28/9/2014 16:40	29.99	183.2	11.59	2.5	SR9	28/9/2014 22:40	29.87	153.2	9.73	1.6
SR9	28/9/2014 4:45	29.29	119.3	7.63	1.7	SR9	28/9/2014 10:45	29.28	116.1	7.44	3.3	SR9	28/9/2014 16:45	29.96	182.2	11.54	2.7	SR9	28/9/2014 22:45	29.88	154.8	9.89	1.5
SR9	28/9/2014 4:50	29.32	122.0	7.80	2.0	SR9	28/9/2014 10:50	29.25	115.2	7.38	3.5	SR9	28/9/2014 16:50	30.00	185.9	11.76	2.6	SR9	28/9/2014 22:50	29.93	158.1	10.09	1.3
SR9	28/9/2014 4:55	29.32	121.6	7.77	2.2	SR9	28/9/2014 10:55	29.32	117.1	7.49	3.4	SR9	28/9/2014 16:55	30.05	185.5	11.73	2.7	SR9	28/9/2014 22:55	29.94	158.7	10.11	1.4
SR9	28/9/2014 5:00	29.30	121.7	7.78	1.8	SR9	28/9/2014 11:00	29.37	118.5	7.58	3.1	SR9	28/9/2014 17:00	30.02	186.0	11.76	2.5	SR9	28/9/2014 23:00	29.95	159.0	10.14	1.7
SR9	28/9/2014 5:05	29.30	121.6	7.77	2.1	SR9	28/9/2014 11:05	29.22	115.7	7.42	3.9	SR9	28/9/2014 17:05	30.01	186.1	11.78	3.0	SR9	28/9/2014 23:05	29.94	158.0	10.08	1.6
SR9	28/9/2014 5:10	29.30	119.8	7.66	2.6	SR9	28/9/2014 11:10	29.23	115.1	7.38	4.3	SR9	28/9/2014 17:10	30.07	188.0	11.88	2.7	SR9	28/9/2014 23:10	29.92	157.3	10.04	1.4
SR9	28/9/2014 5:15	29.30	119.6	7.65	3.6	SR9	28/9/2014 11:15	29.31	116.2	7.44	3.9	SR9	28/9/2014 17:15	30.12	188.1	11.88	2.9	SR9	28/9/2014 23:15	29.91	156.5	9.98	1.3
SR9	28/9/2014 5:20	29.30	117.6	7.52	1.7	SR9	28/9/2014 11:20	29.42	117.1	7.48	**6.7**	SR9	28/9/2014 17:20	30.14	188.1	11.88	2.9	SR9	28/9/2014 23:20	29.91	155.4	9.99	1.4
SR9	28/9/2014 5:25	29.30	118.0	7.54	2.4	SR9	28/9/2014 11:25	29.25	117.3	7.52	4.4	SR9	28/9/2014 17:25	30.06	185.8	11.74	2.9	SR9	28/9/2014 23:25	29.91	154.6	9.87	1.7
SR9	28/9/2014 5:30	29.30	117.9	7.54	1.8	SR9	28/9/2014 11:30	29.27	116.7	7.47	**5.0**	SR9	28/9/2014 17:30	30.09	185.8	11.74	2.6	SR9	28/9/2014 23:30	29.92	154.4	9.91	1.6
SR9	28/9/2014 5:35	29.29	119.3	7.63	2.1	SR9	28/9/2014 11:35	29.32	117.3	7.50	4.3	SR9	28/9/2014 17:35	30.02	184.1	11.64	2.5	SR9	28/9/2014 23:35	29.88	153.6	9.86	1.3
SR9	28/9/2014 5:40	29.29	120.2	7.69	2.1	SR9	28/9/2014 11:40	29.41	116.0	7.41	4.2	SR9	28/9/2014 17:40	29.96	181.5	11.49	2.6	SR9	28/9/2014 23:40	29.90	153.4	9.84	2.1
SR9	28/9/2014 5:45	29.29	120.8	7.73	1.8	SR9	28/9/2014 11:45	29.42	115.8	7.40	**5.1**	SR9	28/9/2014 17:45	30.02	183.3	11.59	2.6	SR9	28/9/2014 23:45	29.90	153.1	9.83	2.6
SR9	28/9/2014 5:50	29.28	120.3	7.69	2.0	SR9	28/9/2014 11:50	29.50	119.4	7.61	3.4	SR9	28/9/2014 17:50	29.95	180.4	11.42	2.8	SR9	28/9/2014 23:50	29.88	152.8	9.80	1.8
SR9	28/9/2014 5:55	29.27	119.7	7.66	2.1	SR9	28/9/2014 11:55	29.40	114.3	7.30	4.0	SR9	28/9/2014 17:55	30.07	181.8	11.49	2.9	SR9	28/9/2014 23:55	29.84	151.7	9.74	2.4

Station	Timestamp	Temp (° C)	DO (%)	DO (mg/L)	Tur (NTU)	Station	Timestamp	Temp (° C)	DO (%)	DO (mg/L)	Tur (NTU)	Station	Timestamp	Temp (° C)	DO (%)	DO (mg/L)	Tur (NTU)	Station	Timestamp	Temp (°C)	DO (%)	DO (mg/L)	Tur (NTU)
SR10	28/9/2014 0:00	29.05	71.0	**4.77**	4.2	SR10	28/9/2014 6:00	28.94	75.6	**5.15**	3.7	SR10	28/9/2014 12:00	29.08	63.4	**4.29**	4.6	SR10	28/9/2014 18:00	29.46	87.6	**5.91**	2.3
SR10	28/9/2014 0:05	29.09	69.4	**4.66**	4.4	SR10	28/9/2014 6:05	28.93	76.0	**5.18**	3.5	SR10	28/9/2014 12:05	29.07	65.1	**4.40**	4.2	SR10	28/9/2014 18:05	29.46	87.5	**5.90**	2.3
SR10	28/9/2014 0:10	29.02	73.8	**4.96**	**5.3**	SR10	28/9/2014 6:10	28.92	75.4	**5.13**	3.2	SR10	28/9/2014 12:10	28.93	71.1	**4.82**	**5.5**	SR10	28/9/2014 18:10	29.46	87.4	**5.90**	3.7
SR10	28/9/2014 0:15	29.03	70.6	**4.75**	4.5	SR10	28/9/2014 6:15	28.89	75.9	**5.17**	3.1	SR10	28/9/2014 12:15	28.92	73.1	**4.94**	**4.8**	SR10	28/9/2014 18:15	29.47	86.7	**5.85**	2.5
SR10	28/9/2014 0:20	29.02	66.8	**4.49**	4.6	SR10	28/9/2014 6:20	28.91	75.8	**5.16**	3.5	SR10	28/9/2014 12:20	28.94	74.1	**5.03**	**5.2**	SR10	28/9/2014 18:20	29.47	87.0	**5.86**	2.3
SR10	28/9/2014 0:25	29.04	63.7	**4.28**	**6.3**	SR10	28/9/2014 6:25	28.91	75.9	**5.17**	3.1	SR10	28/9/2014 12:25	28.95	74.3	**5.03**	**5.0**	SR10	28/9/2014 18:25	29.47	87.2	**5.88**	2.4
SR10	28/9/2014 0:30	29.05	61.0	**4.10**	4.1	SR10	28/9/2014 6:30	28.91	75.4	**5.14**	3.3	SR10	28/9/2014 12:30	28.96	74.6	**5.05**	4.7	SR10	28/9/2014 18:30	29.46	86.1	**5.81**	2.6
SR10	28/9/2014 0:35	29.03	65.1	**4.37**	4.1	SR10	28/9/2014 6:35	28.91	75.9	**5.16**	3.3	SR10	28/9/2014 12:35	28.97	74.2	**5.02**	**4.8**	SR10	28/9/2014 18:35	29.47	84.0	**5.66**	2.6
SR10	28/9/2014 0:40	29.03	62.8	**4.23**	**5.1**	SR10	28/9/2014 6:40	28.91	75.7	**5.16**	3.1	SR10	28/9/2014 12:40	28.97	74.5	**5.05**	**5.2**	SR10	28/9/2014 18:40	29.49	81.7	**5.50**	2.4
SR10	28/9/2014 0:45	29.02	74.0	**4.97**	**12.1**	SR10	28/9/2014 6:45	28.90	75.7	**5.16**	3.2	SR10	28/9/2014 12:45	28.96	74.0	**5.02**	**4.9**	SR10	28/9/2014 18:45	29.47	85.2	**5.73**	2.4
SR10	28/9/2014 0:50	29.01	72.9	**4.90**	**5.9**	SR10	28/9/2014 6:50	28.90	75.4	**5.13**	3.5	SR10	28/9/2014 12:50	28.97	74.6	**5.05**	**5.1**	SR10	28/9/2014 18:50	29.49	81.8	**5.50**	2.3
SR10	28/9/2014 0:55	29.01	72.7	**4.89**	**7.4**	SR10	28/9/2014 6:55	28.90	75.0	**5.11**	3.1	SR10	28/9/2014 12:55	28.97	74.6	**5.05**	4.7	SR10	28/9/2014 18:55	29.55	74.9	**5.02**	2.1
SR10	28/9/2014 1:00	29.01	70.4	**4.74**	**5.2**	SR10	28/9/2014 7:00	28.88	75.3	**5.13**	3.2	SR10	28/9/2014 13:00	28.99	72.8	**4.93**	4.4	SR10	28/9/2014 19:00	29.61	77.6	**5.20**	2.4
SR10	28/9/2014 1:05	29.01	66.4	**4.47**	4.1	SR10	28/9/2014 7:05	28.90	74.8	**5.08**	3.2	SR10	28/9/2014 13:05	28.98	71.6	**4.85**	4.7	SR10	28/9/2014 19:05	29.61	76.1	**5.11**	2.5
SR10	28/9/2014 1:10	29.00	67.3	**4.53**	4.1	SR10	28/9/2014 7:10	28.89	74.8	**5.10**	3.0	SR10	28/9/2014 13:10	28.97	72.6	**4.91**	**5.0**	SR10	28/9/2014 19:10	29.64	73.7	**4.94**	2.5
SR10	28/9/2014 1:15	29.00	64.0	**4.30**	**6.1**	SR10	28/9/2014 7:15	28.87	74.1	**5.06**	3.3	SR10	28/9/2014 13:15	29.05	71.5	**4.84**	4.4	SR10	28/9/2014 19:15	29.64	77.4	**5.19**	2.5
SR10	28/9/2014 1:20	28.99	65.4	**4.40**	4.2	SR10	28/9/2014 7:20	28.88	74.8	**5.11**	3.1	SR10	28/9/2014 13:20	28.98	73.8	**4.99**	**4.8**	SR10	28/9/2014 19:20	29.65	75.9	**5.09**	2.0
SR10	28/9/2014 1:25	28.98	61.2	**4.12**	4.0	SR10	28/9/2014 7:25	28.88	75.1	**5.12**	2.8	SR10	28/9/2014 13:25	29.04	76.3	**5.16**	4.4	SR10	28/9/2014 19:25	29.66	76.6	**5.13**	2.3
SR10	28/9/2014 1:30	28.99	62.5	**4.20**	4.4	SR10	28/9/2014 7:30	28.89	74.5	**5.09**	3.6	SR10	28/9/2014 13:30	29.23	79.8	**5.38**	3.5	SR10	28/9/2014 19:30	29.67	78.5	**5.26**	2.1
SR10	28/9/2014 1:35	29.00	53.2	**3.58**	4.7	SR10	28/9/2014 7:35	28.90	74.0	**5.05**	3.1	SR10	28/9/2014 13:35	29.33	79.9	**5.38**	3.4	SR10	28/9/2014 19:35	29.66	77.6	**5.20**	2.1
SR10	28/9/2014 1:40	29.03	77.4	**5.21**	2.6	SR10	28/9/2014 7:40	28.88	74.6	**5.08**	2.8	SR10	28/9/2014 13:40	29.50	80.4	**5.41**	3.0	SR10	28/9/2014 19:40	29.66	72.6	**4.86**	**5.9**
SR10	28/9/2014 1:45	29.00	78.4	**5.28**	3.9	SR10	28/9/2014 7:45	28.88	75.2	**5.13**	2.7	SR10	28/9/2014 13:45	29.37	80.3	**5.41**	3.0	SR10	28/9/2014 19:45	29.64	73.5	**4.93**	2.0
SR10	28/9/2014 1:50	29.00	79.2	**5.33**	**13.6**	SR10	28/9/2014 7:50	28.88	74.7	**5.09**	2.6	SR10	28/9/2014 13:50	29.28	80.3	**5.41**	2.9	SR10	28/9/2014 19:50	29.62	77.7	**5.22**	2.1
SR10	28/9/2014 1:55	29.01	79.1	**5.33**	**10.9**	SR10	28/9/2014 7:55	28.89	69.0	**4.70**	3.0	SR10	28/9/2014 13:55	29.31	80.3	**5.43**	2.9	SR10	28/9/2014 19:55	29.61	76.0	**5.10**	2.3
SR10	28/9/2014 2:00	29.02	79.2	**5.33**	**10.7**	SR10	28/9/2014 8:00	28.90	64.9	**4.42**	2.6	SR10	28/9/2014 14:00	29.32	81.6	**5.51**	2.6	SR10	28/9/2014 20:00	29.60	73.6	**4.95**	2.4
SR10	28/9/2014 2:05	29.01	78.8	**5.30**	3.6	SR10	28/9/2014 8:05	28.90	66.4	**4.53**	2.7	SR10	28/9/2014 14:05	29.38	82.6	**5.57**	2.3	SR10	28/9/2014 20:05	29.61	69.3	**4.65**	2.0
SR10	28/9/2014 2:10	28.96	78.3	**5.27**	**6.0**	SR10	28/9/2014 8:10	28.91	65.0	**4.43**	2.4	SR10	28/9/2014 14:10	29.26	82.1	**5.56**	2.6	SR10	28/9/2014 20:10	29.58	70.7	**4.75**	2.0
SR10	28/9/2014 2:15	28.92	79.8	**5.38**	4.7	SR10	28/9/2014 8:15	28.91	64.0	**4.36**	2.4	SR10	28/9/2014 14:15	29.35	82.2	**5.56**	2.2	SR10	28/9/2014 20:15	29.56	70.3	**4.72**	2.3
SR10	28/9/2014 2:20	28.97	79.8	**5.38**	**6.7**	SR10	28/9/2014 8:20	28.91	64.4	**4.38**	2.4	SR10	28/9/2014 14:20	29.34	82.6	**5.56**	2.2	SR10	28/9/2014 20:20	29.53	71.6	**4.82**	2.2
SR10	28/9/2014 2:25	29.08	78.6	**5.28**	**17.0**	SR10	28/9/2014 8:25	28.91	63.5	**4.33**	2.2	SR10	28/9/2014 14:25	29.30	82.8	**5.57**	2.2	SR10	28/9/2014 20:25	29.47	74.7	**5.03**	2.1
SR10	28/9/2014 2:30	28.97	79.3	**5.35**	**5.0**	SR10	28/9/2014 8:30	28.91	64.0	**4.36**	2.7	SR10	28/9/2014 14:30	29.24	82.8	**5.58**	2.2	SR10	28/9/2014 20:30	29.43	76.0	**5.13**	2.4
SR10	28/9/2014 2:35	28.99	78.5	**5.29**	**11.5**	SR10	28/9/2014 8:35	28.91	65.0	**4.42**	2.3	SR10	28/9/2014 14:35	29.30	82.9	**5.58**	2.3	SR10	28/9/2014 20:35	29.41	74.2	**5.01**	2.5
SR10	28/9/2014 2:40	29.06	78.7	**5.30**	**9.0**	SR10	28/9/2014 8:40	28.91	64.9	**4.41**	2.4	SR10	28/9/2014 14:40	29.30	83.3	**5.61**	2.2	SR10	28/9/2014 20:40	29.40	74.4	**5.02**	2.5
SR10	28/9/2014 2:45	29.08	77.8	**5.24**	**5.1**	SR10	28/9/2014 8:45	28.91	63.7	**4.33**	4.4	SR10	28/9/2014 14:45	29.41	83.2	**5.61**	2.4	SR10	28/9/2014 20:45	29.40	74.3	**5.02**	2.5
SR10	28/9/2014 2:50	29.07	78.0	**5.26**	**6.8**	SR10	28/9/2014 8:50	28.90	63.3	**4.31**	2.5	SR10	28/9/2014 14:50	29.33	82.1	**5.53**	2.4	SR10	28/9/2014 20:50	29.42	77.2	**5.20**	2.3
SR10	28/9/2014 2:55	28.97	79.6	**5.37**	4.0	SR10	28/9/2014 8:55	28.91	62.5	**4.25**	2.9	SR10	28/9/2014 14:55	29.38	81.5	**5.48**	2.4	SR10	28/9/2014 20:55	29.42	76.7	**5.16**	2.6
SR10	28/9/2014 3:00	29.12	81.4	**5.48**	**12.6**	SR10	28/9/2014 9:00	28.92	64.7	**4.40**	2.4	SR10	28/9/2014 15:00	29.47	80.3	**5.40**	2.1	SR10	28/9/2014 21:00	29.41	78.1	**5.27**	2.7
SR10	28/9/2014 3:05	29.42	83.7	**5.60**	**13.0**	SR10	28/9/2014 9:05	28.92	63.7	**4.33**	2.5	SR10	28/9/2014 15:05	29.45	79.2	**5.33**	2.3	SR10	28/9/2014 21:05	29.44	77.6	**5.23**	2.0
SR10	28/9/2014 3:10	29.77	88.6	**5.90**	3.1	SR10	28/9/2014 9:10	28.93	63.9	**4.35**	2.5	SR10	28/9/2014 15:10	29.43	78.8	**5.30**	2.3	SR10	28/9/2014 21:10	29.46	75.8	**5.10**	2.9
SR10	28/9/2014 3:15	29.89	87.2	**5.80**	**5.3**	SR10	28/9/2014 9:15	28.93	65.8	**4.47**	2.6	SR10	28/9/2014 15:15	29.45	78.9	**5.31**	2.4	SR10	28/9/2014 21:15	29.46	75.7	**5.09**	3.1
SR10	28/9/2014 3:20	29.73	86.3	**5.75**	**16.9**	SR10	28/9/2014 9:20	28.94	65.6	**4.46**	3.5	SR10	28/9/2014 15:20	29.53	77.7	**5.22**	2.3	SR10	28/9/2014 21:20	29.46	81.0	**5.44**	3.1
SR10	28/9/2014 3:25	29.46	83.7	**5.59**	**6.7**	SR10	28/9/2014 9:25	28.94	65.3	**4.44**	3.6	SR10	28/9/2014 15:25	29.48	77.1	**5.18**	2.5	SR10	28/9/2014 21:25	29.45	82.2	**5.53**	2.9
SR10	28/9/2014 3:30	29.22	82.2	**5.52**	**6.8**	SR10	28/9/2014 9:30	28.95	66.3	**4.51**	2.9	SR10	28/9/2014 15:30	29.58	76.6	**5.15**	2.3	SR10	28/9/2014 21:30	29.44	82.0	**5.51**	3.1
SR10	28/9/2014 3:35	29.09	80.3	**5.41**	**14.0**	SR10	28/9/2014 9:35	28.95	66.5	**4.52**	3.0	SR10	28/9/2014 15:35	29.56	78.1	**5.24**	2.6	SR10	28/9/2014 21:35	29.45	76.0	**5.11**	2.9
SR10	28/9/2014 3:40	29.07	79.4	**5.35**	**6.9**	SR10	28/9/2014 9:40	28.95	66.7	**4.53**	4.0	SR10	28/9/2014 15:40	29.50	77.0	**5.18**	2.8	SR10	28/9/2014 21:40	29.45	75.5	**5.07**	2.4
SR10	28/9/2014 3:45	29.02	79.2	**5.34**	**5.7**	SR10	28/9/2014 9:45	28.97	66.9	**4.54**	3.4	SR10	28/9/2014 15:45	29.54	74.3	**4.99**	2.4	SR10	28/9/2014 21:45	29.45	81.2	**5.46**	3.3
SR10	28/9/2014 3:50	28.99	79.4	**5.37**	**5.4**	SR10	28/9/2014 9:50	28.98	66.7	**4.53**	3.5	SR10	28/9/2014 15:50	29.60	70.8	**4.75**	2.0	SR10	28/9/2014 21:50	29.45	82.9	**5.58**	2.8
SR10	28/9/2014 3:55	28.99	79.4	**5.36**	**5.4**	SR10	28/9/2014 9:55	28.98	66.5	**4.52**	4.0	SR10	28/9/2014 15:55	29.50	79.9	**5.37**	3.0	SR10	28/9/2014 21:55	29.45	79.9	**5.37**	2.9
SR10	28/9/2014 4:00	28.98	79.1	**5.34**	**7.9**	SR10	28/9/2014 10:00	28.97	66.5	**4.51**	4.4	SR10	28/9/2014 16:00	29.62	82.0	**5.51**	2.1	SR10	28/9/2014 22:00	29.44	77.3	**5.20**	2.9
SR10	28/9/2014 4:05	28.97	79.1	**5.35**	**6.8**	SR10	28/9/2014 10:05	29.00	65.7	**4.46**	3.5	SR10	28/9/2014 16:05	29.89	87.3	**5.84**	2.1	SR10	28/9/2014 22:05	29.42	74.5	**5.01**	2.3
SR10	28/9/2014 4:10	28.94	79.3	**5.37**	**4.8**	SR10	28/9/2014 10:10	29.00	64.1	**4.35**	4.2	SR10	28/9/2014 16:10	29.82	90.2	6.04	2.2	SR10	28/9/2014 22:10	29.39	71.4	**4.81**	3.1
SR10	28/9/2014 4:15	28.96	79.0	**5.35**	3.9	SR10	28/9/2014 10:15	29.00	64.0	**4.34**	4.0	SR10	28/9/2014 16:15	29.94	91.1	6.10	2.1	SR10	28/9/2014 22:15	29.41	67.6	**4.55**	2.7
SR10	28/9/2014 4:20	28.96	78.6	**5.33**	**12.4**	SR10	28/9/2014 10:20	29.04	62.4	**4.23**	3.5	SR10	28/9/2014 16:20	29.90	90.8	6.08	2.9	SR10	28/9/2014 22:20	29.41	67.9	**4.57**	3.1
SR10	28/9/2014 4:25	28.96	78.1	**5.30**	**7.4**	SR10	28/9/2014 10:25	28.99	64.5	**4.37**	4.1	SR10	28/9/2014 16:25	29.81	87.9	**5.90**	2.5	SR10	28/9/2014 22:25	29.40	65.8	**4.43**	2.1
SR10	28/9/2014 4:30	28.94	78.1	**5.30**	**6.6**	SR10	28/9/2014 10:30	29.03	63.4	**4.30**	3.8	SR10	28/9/2014 16:30	29.86	87.6	**5.88**	2.7	SR10	28/9/2014 22:30	29.37	67.1	**4.52**	2.9
SR10	28/9/2014 4:35	28.96	78.4	**5.32**	**5.1**	SR10	28/9/2014 10:35	29.05	63.6	**4.31**	3.6	SR10	28/9/2014 16:35	29.77	87.9	**5.91**	2.5	SR10	28/9/2014 22:35	29.36	66.6	**4.48**	3.1
SR10	28/9/2014 4:40	28.94	78.1	**5.30**	**5.0**	SR10	28/9/2014 10:40	29.05	64.3	**4.35**	3.7	SR10	28/9/2014 16:40	29.87	87.5	**5.87**	2.4	SR10	28/9/2014 22:40	29.37	62.9	**4.24**	2.7
SR10	28/9/2014 4:45	28.94	77.6	**5.26**	**16.7**	SR10	28/9/2014 10:45	29.05	61.7	**4.17**	3.5	SR10	28/9/2014 16:45	29.89	87.7	**5.88**	2.7	SR10	28/9/2014 22:45	29.36	65.9	**4.44**	2.8
SR10	28/9/2014 4:50	28.94	77.5	**5.26**	**7.7**	SR10	28/9/2014 10:50	29.06	65.7	**4.45**	4.1	SR10	28/9/2014 16:50	29.87	87.9	**5.90**	2.5	SR10	28/9/2014 22:50	29.36	74.6	**5.02**	3.0
SR10	28/9/2014 4:55	28.94	77.8	**5.28**	**17.3**	SR10	28/9/2014 10:55	29.02	66.9	**4.52**	4.6	SR10	28/9/2014 16:55	29.86	88.6	**5.95**	2.3	SR10	28/9/2014 22:55	29.39	73.2	**4.92**	2.6
SR10	28/9/2014 5:00	28.95	77.9	**5.28**	**18.9**	SR10	28/9/2014 11:00	29.06	61.1	**4.13**	**5.3**	SR10	28/9/2014 17:00	29.82	88.9	5.97	2.1	SR10	28/9/2014 23:00	29.38	69.6	**4.69**	2.6
SR10	28/9/2014 5:05	28.95	77.3	**5.23**	**5.0**	SR10	28/9/2014 11:05	29.07	58.8	**3.98**	3.7	SR10	28/9/2014 17:05	29.77	90.5	6.08	2.4	SR10	28/9/2014 23:05	29.39	70.1	**4.71**	2.4
SR10	28/9/2014 5:10	28.95	77.4	**5.24**	**6.7**	SR10	28/9/2014 11:10	29.07	57.3	**3.88**	4.1	SR10	28/9/2014 17:10	29.61	89.9	6.03	2.1	SR10	28/9/2014 23:10	29.39	73.3	**4.93**	2.1
SR10	28/9/2014 5:15	28.93	77.6	**5.25**	**7.3**	SR10	28/9/2014 11:15	29.13	56.1	**3.80**	3.4	SR10	28/9/2014 17:15	29.60	89.8	6.03	1.9	SR10	28/9/2014 23:15	29.43	78.3	**5.27**	2.4
SR10	28/9/2014 5:20	28.94	76.9	**5.21**	**6.3**	SR10	28/9/2014 11:20	29.05	56.7	**3.85**	4.3	SR10	28/9/2014 17:20	29.53	88.6	**5.96**	2.2	SR10	28/9/2014 23:20	29.42	78.8	**5.30**	2.3
SR10	28/9/2014 5:25	28.95	76.5	**5.18**	**5.3**	SR10	28/9/2014 11:25	29.10	57.1	**3.86**	**5.7**	SR10	28/9/2014 17:25	29.50	88.0	**5.93**	2.2	SR10	28/9/2014 23:25	29.40	79.6	**5.36**	1.8
SR10	28/9/2014 5:30	28.93	77.0	**5.22**	4.7	SR10	28/9/2014 11:30	29.10	55.8	**3.78**	3.7	SR10	28/9/2014 17:30	29.48	88.1	**5.93**	2.6	SR10	28/9/2014 23:30	29.39	80.5	**5.42**	2.7
SR10	28/9/2014 5:35	28.93	77.1	**5.23**	**7.4**	SR10	28/9/2014 11:35	29.08	55.9	**3.79**	3.8	SR10	28/9/2014 17:35	29.48	88.7	5.98	2.1	SR10	28/9/2014 23:35	29.39	76.7	**5.17**	2.8
SR10	28/9/2014 5:40	28.94	76.6	**5.20**	**18.3**	SR10	28/9/2014 11:40	29.11	56.7	**3.84**	3.5	SR10	28/9/2014 17:40	29.47	89.9	6.06	2.0	SR10	28/9/2014 23:40	29.36	72.2	**4.86**	2.4
SR10	28/9/2014 5:45	28.93	76.4	**5.19**	**7.8**	SR10	28/9/2014 11:45	29.09	59.9	**4.05**	3.8	SR10	28/9/2014 17:45	29.51	89.8	6.05	1.8	SR10	28/9/2014 23:45	29.35	71.9	**4.84**	2.6
SR10	28/9/2014 5:50	28.93	75.5	**5.13**	**6.9**	SR10	28/9/2014 11:50	29.05	58.8	**3.98**	4.2	SR10	28/9/2014 17:50	29.48	89.1	6.01	2.5	SR10	28/9/2014 23:50	29.35	71.3	**4.80**	2.7
SR10	28/9/2014 5:55	28.93	75.6	**5.14**	3.8	SR10	28/9/2014 11:55	28.96	62.7	**4.25**	**4.9**	SR10	28/9/2014 17:55	29.45	87.9	**5.93**	3.3	SR10	28/9/2014 23:55	29.32	70.6	**4.76**	2.9

Station	Timestamp	Temp (° C)	DO (%)	DO (mg/L)	Tur (NTU)	Station	Timestamp	Temp (° C)	DO (%)	DO (mg/L)	Tur (NTU)	Station	Timestamp	Temp (° C)	DO (%)	DO (mg/L)	Tur (NTU)	Station	Timestamp	Temp (°C)	DO (%)	DO (mg/L)	Tur (NTU)
SR11	28/9/2014 0:00	29.23	64.0	**4.09**	1.1	SR11	28/9/2014 6:00	29.03	60.2	**3.87**	0.1	SR11	28/9/2014 12:00	29.12	63.2	**4.07**	2.1	SR11	28/9/2014 18:00	29.41	64.9	**4.15**	1.9
SR11	28/9/2014 0:05	29.22	65.4	**4.18**	1.3	SR11	28/9/2014 6:05	29.07	75.4	**4.85**	0.9	SR11	28/9/2014 12:05	29.17	65.5	**4.21**	1.0	SR11	28/9/2014 18:05	29.37	65.0	**4.16**	2.1
SR11	28/9/2014 0:10	29.20	67.2	**4.29**	1.2	SR11	28/9/2014 6:10	29.09	76.7	**4.92**	**4.8**	SR11	28/9/2014 12:10	29.17	64.8	**4.17**	1.3	SR11	28/9/2014 18:10	29.39	65.7	**4.20**	2.3
SR11	28/9/2014 0:15	29.18	63.4	**4.05**	1.3	SR11	28/9/2014 6:15	29.11	79.4	**5.10**	**17.6**	SR11	28/9/2014 12:15	29.21	64.7	**4.16**	1.4	SR11	28/9/2014 18:15	29.39	75.5	**4.82**	1.5
SR11	28/9/2014 0:20	29.19	65.6	**4.19**	1.3	SR11	28/9/2014 6:20	29.11	79.8	**5.12**	4.2	SR11	28/9/2014 12:20	29.23	60.4	**3.88**	1.3	SR11	28/9/2014 18:20	29.41	81.0	**5.18**	1.5
SR11	28/9/2014 0:25	29.20	64.3	**4.11**	1.3	SR11	28/9/2014 6:25	29.09	79.0	**5.08**	2.1	SR11	28/9/2014 12:25	29.25	64.4	**4.14**	1.8	SR11	28/9/2014 18:25	29.39	81.4	**5.21**	2.0
SR11	28/9/2014 0:30	29.20	66.0	**4.22**	1.2	SR11	28/9/2014 6:30	29.07	78.7	**5.05**	1.9	SR11	28/9/2014 12:30	29.30	67.3	**4.32**	1.1	SR11	28/9/2014 18:30	29.38	86.1	**5.51**	1.0
SR11	28/9/2014 0:35	29.17	65.8	**4.21**	1.7	SR11	28/9/2014 6:35	29.06	78.8	**5.07**	2.6	SR11	28/9/2014 12:35	29.29	66.9	**4.30**	1.0	SR11	28/9/2014 18:35	29.38	84.9	**5.44**	1.0
SR11	28/9/2014 0:40	29.21	65.0	**4.16**	0.7	SR11	28/9/2014 6:40	29.06	77.7	**5.00**	2.6	SR11	28/9/2014 12:40	29.30	67.6	**4.35**	1.2	SR11	28/9/2014 18:40	29.37	80.0	**5.12**	1.6
SR11	28/9/2014 0:45	29.21	63.9	**4.09**	0.7	SR11	28/9/2014 6:45	29.03	77.5	**4.99**	2.0	SR11	28/9/2014 12:45	29.39	65.8	**4.22**	0.9	SR11	28/9/2014 18:45	29.36	82.7	**5.29**	3.2
SR11	28/9/2014 0:50	29.20	64.6	**4.13**	1.0	SR11	28/9/2014 6:50	29.02	77.4	**4.98**	2.1	SR11	28/9/2014 12:50	29.38	65.8	**4.22**	1.0	SR11	28/9/2014 18:50	29.34	82.9	**5.29**	1.7
SR11	28/9/2014 0:55	29.19	64.7	**4.14**	0.8	SR11	28/9/2014 6:55	28.97	77.7	**5.00**	2.0	SR11	28/9/2014 12:55	29.39	67.9	**4.36**	1.2	SR11	28/9/2014 18:55	29.34	83.7	**5.35**	2.8
SR11	28/9/2014 1:00	29.17	65.3	**4.18**	1.3	SR11	28/9/2014 7:00	29.00	77.5	**4.99**	2.1	SR11	28/9/2014 13:00	29.35	69.2	**4.44**	0.8	SR11	28/9/2014 19:00	29.34	81.4	**5.20**	1.6
SR11	28/9/2014 1:05	29.19	63.9	**4.09**	0.8	SR11	28/9/2014 7:05	29.00	77.0	**4.96**	2.5	SR11	28/9/2014 13:05	29.35	71.5	**4.59**	1.2	SR11	28/9/2014 19:05	29.42	78.6	**5.02**	2.2
SR11	28/9/2014 1:10	29.14	64.0	**4.10**	1.1	SR11	28/9/2014 7:10	29.01	76.6	**4.92**	2.2	SR11	28/9/2014 13:10	29.39	72.2	**4.63**	0.7	SR11	28/9/2014 19:10	29.41	84.3	**5.39**	1.8
SR11	28/9/2014 1:15	29.17	63.4	**4.06**	1.0	SR11	28/9/2014 7:15	28.96	77.3	**4.98**	2.2	SR11	28/9/2014 13:15	29.38	72.6	**4.66**	1.0	SR11	28/9/2014 19:15	29.41	85.4	**5.46**	2.0
SR11	28/9/2014 1:20	29.17	62.2	**3.98**	0.9	SR11	28/9/2014 7:20	28.96	77.8	**5.02**	2.1	SR11	28/9/2014 13:20	29.50	70.7	**4.53**	0.9	SR11	28/9/2014 19:20	29.46	87.9	**5.61**	1.2
SR11	28/9/2014 1:25	29.18	62.2	**3.98**	1.4	SR11	28/9/2014 7:25	28.97	77.5	**5.00**	2.4	SR11	28/9/2014 13:25	29.37	75.1	**4.82**	0.8	SR11	28/9/2014 19:25	29.49	89.1	**5.68**	1.5
SR11	28/9/2014 1:30	29.17	64.2	**4.11**	0.8	SR11	28/9/2014 7:30	28.98	77.1	**4.97**	2.6	SR11	28/9/2014 13:30	29.33	74.5	**4.78**	1.0	SR11	28/9/2014 19:30	29.47	88.7	**5.66**	1.5
SR11	28/9/2014 1:35	29.12	68.3	**4.38**	0.9	SR11	28/9/2014 7:35	28.97	77.0	**4.97**	2.1	SR11	28/9/2014 13:35	29.36	75.3	**4.83**	1.0	SR11	28/9/2014 19:35	29.44	87.5	**5.59**	1.0
SR11	28/9/2014 1:40	29.10	69.9	**4.48**	1.7	SR11	28/9/2014 7:40	28.95	77.0	**4.97**	2.4	SR11	28/9/2014 13:40	29.29	76.2	**4.89**	1.3	SR11	28/9/2014 19:40	29.44	87.5	**5.60**	1.7
SR11	28/9/2014 1:45	29.09	70.8	**4.54**	1.3	SR11	28/9/2014 7:45	28.97	76.6	**4.94**	2.5	SR11	28/9/2014 13:45	29.37	74.8	**4.79**	1.1	SR11	28/9/2014 19:45	29.46	86.9	**5.56**	1.1
SR11	28/9/2014 1:50	29.10	70.5	**4.51**	1.2	SR11	28/9/2014 7:50	28.96	76.5	**4.93**	2.6	SR11	28/9/2014 13:50	29.40	73.4	**4.70**	1.0	SR11	28/9/2014 19:50	29.47	86.1	**5.50**	1.0
SR11	28/9/2014 1:55	29.08	70.9	**4.54**	1.2	SR11	28/9/2014 7:55	28.94	76.5	**4.94**	2.1	SR11	28/9/2014 13:55	29.41	74.9	**4.80**	0.7	SR11	28/9/2014 19:55	29.46	86.5	**5.53**	1.6
SR11	28/9/2014 2:00	29.10	68.5	**4.39**	2.6	SR11	28/9/2014 8:00	28.96	76.7	**4.95**	2.6	SR11	28/9/2014 14:00	29.47	74.3	**4.76**	0.7	SR11	28/9/2014 20:00	29.40	86.1	**5.51**	1.5
SR11	28/9/2014 2:05	29.10	65.8	**4.22**	1.4	SR11	28/9/2014 8:05	28.97	76.5	**4.94**	2.6	SR11	28/9/2014 14:05	29.40	73.2	**4.69**	1.8	SR11	28/9/2014 20:05	29.45	86.5	**5.54**	1.3
SR11	28/9/2014 2:10	29.09	66.6	**4.27**	1.3	SR11	28/9/2014 8:10	28.97	76.5	**4.93**	2.4	SR11	28/9/2014 14:10	29.44	72.5	**4.64**	0.7	SR11	28/9/2014 20:10	29.38	86.7	**5.55**	2.3
SR11	28/9/2014 2:15	29.08	68.1	**4.36**	0.9	SR11	28/9/2014 8:15	28.97	76.6	**4.94**	2.8	SR11	28/9/2014 14:15	29.47	74.5	**4.77**	0.7	SR11	28/9/2014 20:15	29.40	86.6	**5.54**	1.0
SR11	28/9/2014 2:20	29.11	61.7	**3.95**	0.6	SR11	28/9/2014 8:20	28.97	76.6	**4.94**	2.4	SR11	28/9/2014 14:20	29.56	73.3	**4.69**	0.5	SR11	28/9/2014 20:20	29.42	86.4	**5.53**	1.6
SR11	28/9/2014 2:25	29.10	62.7	**4.01**	1.0	SR11	28/9/2014 8:25	28.97	76.7	**4.94**	2.3	SR11	28/9/2014 14:25	29.49	73.9	**4.73**	0.7	SR11	28/9/2014 20:25	29.42	86.7	**5.55**	1.6
SR11	28/9/2014 2:30	29.08	71.3	**4.56**	3.5	SR11	28/9/2014 8:30	28.99	76.4	**4.92**	2.4	SR11	28/9/2014 14:30	29.56	74.2	**4.75**	0.5	SR11	28/9/2014 20:30	29.36	86.3	**5.53**	1.2
SR11	28/9/2014 2:35	29.10	59.2	**3.79**	0.6	SR11	28/9/2014 8:35	28.99	76.4	**4.93**	2.6	SR11	28/9/2014 14:35	29.39	75.0	**4.79**	1.3	SR11	28/9/2014 20:35	29.47	85.4	**5.45**	1.1
SR11	28/9/2014 2:40	29.09	57.3	**3.67**	0.9	SR11	28/9/2014 8:40	29.00	76.2	**4.91**	2.1	SR11	28/9/2014 14:40	29.60	72.9	**4.66**	1.0	SR11	28/9/2014 20:40	29.48	86.9	**5.55**	0.9
SR11	28/9/2014 2:45	29.10	59.9	**3.84**	1.0	SR11	28/9/2014 8:45	29.03	76.2	**4.92**	2.1	SR11	28/9/2014 14:45	29.58	71.8	**4.58**	1.3	SR11	28/9/2014 20:45	29.47	86.9	**5.54**	0.7
SR11	28/9/2014 2:50	29.09	59.3	**3.80**	0.8	SR11	28/9/2014 8:50	29.01	75.8	**4.90**	2.1	SR11	28/9/2014 14:50	29.50	70.4	**4.50**	0.9	SR11	28/9/2014 20:50	29.44	86.9	**5.55**	1.2
SR11	28/9/2014 2:55	29.10	59.7	**3.83**	1.4	SR11	28/9/2014 8:55	29.01	76.9	**4.96**	2.4	SR11	28/9/2014 14:55	29.51	71.0	**4.54**	1.0	SR11	28/9/2014 20:55	29.45	87.3	**5.57**	0.7
SR11	28/9/2014 3:00	29.11	58.8	**3.77**	0.3	SR11	28/9/2014 9:00	29.03	76.4	**4.93**	2.2	SR11	28/9/2014 15:00	29.54	70.3	**4.49**	0.9	SR11	28/9/2014 21:00	29.43	84.8	**5.42**	0.7
SR11	28/9/2014 3:05	29.11	60.0	**3.85**	0.4	SR11	28/9/2014 9:05	29.05	76.3	**4.92**	1.9	SR11	28/9/2014 15:05	29.67	73.4	**4.68**	0.6	SR11	28/9/2014 21:05	29.36	86.9	**5.56**	3.0
SR11	28/9/2014 3:10	29.11	61.3	**3.93**	0.6	SR11	28/9/2014 9:10	29.08	77.0	**4.97**	2.0	SR11	28/9/2014 15:10	29.57	70.3	**4.49**	1.1	SR11	28/9/2014 21:10	29.41	85.1	**5.44**	0.8
SR11	28/9/2014 3:15	29.08	61.3	**3.93**	1.6	SR11	28/9/2014 9:15	29.06	76.9	**4.96**	2.0	SR11	28/9/2014 15:15	29.71	76.4	**4.87**	0.5	SR11	28/9/2014 21:15	29.39	79.3	**5.07**	2.6
SR11	28/9/2014 3:20	29.08	60.5	**3.88**	0.6	SR11	28/9/2014 9:20	29.12	77.2	**4.98**	2.4	SR11	28/9/2014 15:20	29.31	69.1	**4.43**	**5.0**	SR11	28/9/2014 21:20	29.37	78.9	**5.05**	1.3
SR11	28/9/2014 3:25	29.08	64.0	**4.10**	1.0	SR11	28/9/2014 9:25	29.08	77.6	**5.01**	2.0	SR11	28/9/2014 15:25	29.61	71.2	**4.55**	0.6	SR11	28/9/2014 21:25	29.37	78.3	**5.00**	1.4
SR11	28/9/2014 3:30	29.08	65.9	**4.22**	0.7	SR11	28/9/2014 9:30	29.18	77.9	**5.02**	1.7	SR11	28/9/2014 15:30	29.38	68.7	**4.39**	1.2	SR11	28/9/2014 21:30	29.37	75.9	**4.85**	0.7
SR11	28/9/2014 3:35	29.08	60.2	**3.85**	1.7	SR11	28/9/2014 9:35	29.15	77.5	**5.00**	1.8	SR11	28/9/2014 15:35	29.53	67.9	**4.34**	0.8	SR11	28/9/2014 21:35	29.37	74.4	**4.76**	1.4
SR11	28/9/2014 3:40	29.07	62.3	**3.99**	0.4	SR11	28/9/2014 9:40	29.13	77.9	**5.03**	1.9	SR11	28/9/2014 15:40	29.58	70.2	**4.48**	0.7	SR11	28/9/2014 21:40	29.38	80.0	**5.12**	1.7
SR11	28/9/2014 3:45	29.07	60.5	**3.88**	0.5	SR11	28/9/2014 9:45	29.11	77.5	**5.01**	2.1	SR11	28/9/2014 15:45	29.48	65.8	**4.20**	1.0	SR11	28/9/2014 21:45	29.36	76.6	**4.90**	0.7
SR11	28/9/2014 3:50	29.07	62.0	**3.97**	0.4	SR11	28/9/2014 9:50	29.08	77.2	**4.98**	2.3	SR11	28/9/2014 15:50	29.52	71.4	**4.56**	1.0	SR11	28/9/2014 21:50	29.35	74.3	**4.75**	0.8
SR11	28/9/2014 3:55	29.07	66.6	**4.26**	1.3	SR11	28/9/2014 9:55	29.26	77.5	**5.00**	1.5	SR11	28/9/2014 15:55	29.34	71.4	**4.57**	1.2	SR11	28/9/2014 21:55	29.33	77.1	**4.93**	0.8
SR11	28/9/2014 4:00	29.06	66.0	**4.23**	0.7	SR11	28/9/2014 10:00	29.23	77.5	**5.00**	1.9	SR11	28/9/2014 16:00	29.45	68.1	**4.35**	1.2	SR11	28/9/2014 22:00	29.34	82.9	**5.31**	0.6
SR11	28/9/2014 4:05	29.06	65.9	**4.22**	0.6	SR11	28/9/2014 10:05	29.18	77.7	**5.02**	1.9	SR11	28/9/2014 16:05	29.48	72.8	**4.65**	2.4	SR11	28/9/2014 22:05	29.34	72.9	**4.66**	0.4
SR11	28/9/2014 4:10	29.05	64.4	**4.12**	0.5	SR11	28/9/2014 10:10	29.16	77.9	**5.02**	2.0	SR11	28/9/2014 16:10	29.36	69.7	**4.46**	1.3	SR11	28/9/2014 22:10	29.34	71.7	**4.59**	0.8
SR11	28/9/2014 4:15	29.05	61.6	**3.95**	0.4	SR11	28/9/2014 10:15	29.13	77.8	**5.01**	1.9	SR11	28/9/2014 16:15	29.41	67.0	**4.29**	1.4	SR11	28/9/2014 22:15	29.32	79.3	**5.08**	0.4
SR11	28/9/2014 4:20	29.03	53.2	**3.41**	1.0	SR11	28/9/2014 10:20	29.19	77.6	**5.00**	2.8	SR11	28/9/2014 16:20	29.54	75.1	**4.80**	1.7	SR11	28/9/2014 22:20	29.28	86.5	**5.55**	0.5
SR11	28/9/2014 4:25	29.03	55.6	**3.56**	0.6	SR11	28/9/2014 10:25	29.20	77.6	**5.00**	2.6	SR11	28/9/2014 16:25	29.35	72.3	**4.62**	1.4	SR11	28/9/2014 22:25	29.30	84.9	**5.45**	0.4
SR11	28/9/2014 4:30	29.02	53.6	**3.43**	1.3	SR11	28/9/2014 10:30	29.11	78.4	**5.06**	1.7	SR11	28/9/2014 16:30	29.39	72.7	**4.64**	1.9	SR11	28/9/2014 22:30	29.29	82.3	**5.27**	0.1
SR11	28/9/2014 4:35	29.02	57.2	**3.66**	1.7	SR11	28/9/2014 10:35	29.15	78.0	**5.03**	2.2	SR11	28/9/2014 16:35	29.51	68.4	**4.37**	1.3	SR11	28/9/2014 22:35	29.31	80.9	**5.20**	0.3
SR11	28/9/2014 4:40	29.01	52.8	**3.39**	1.1	SR11	28/9/2014 10:40	29.22	78.0	**5.02**	2.0	SR11	28/9/2014 16:40	29.50	70.1	**4.47**	1.5	SR11	28/9/2014 22:40	29.32	67.9	**4.34**	0.4
SR11	28/9/2014 4:45	29.01	54.6	**3.50**	0.8	SR11	28/9/2014 10:45	29.22	78.2	**5.03**	1.8	SR11	28/9/2014 16:45	29.55	71.0	**4.52**	1.5	SR11	28/9/2014 22:45	29.31	70.0	**4.49**	0.4
SR11	28/9/2014 4:50	29.01	54.9	**3.52**	0.5	SR11	28/9/2014 10:50	29.17	78.0	**5.03**	2.0	SR11	28/9/2014 16:50	29.59	71.2	**4.54**	1.4	SR11	28/9/2014 22:50	29.32	67.3	**4.31**	0.3
SR11	28/9/2014 4:55	29.00	55.7	**3.57**	0.6	SR11	28/9/2014 10:55	29.11	78.6	**5.07**	1.9	SR11	28/9/2014 16:55	29.45	69.8	**4.46**	2.4	SR11	28/9/2014 22:55	29.32	64.4	**4.12**	0.5
SR11	28/9/2014 5:00	29.00	60.2	**3.86**	1.3	SR11	28/9/2014 11:00	29.14	77.8	**5.02**	1.8	SR11	28/9/2014 17:00	29.50	67.4	**4.31**	2.3	SR11	28/9/2014 23:00	29.33	66.3	**4.24**	0.4
SR11	28/9/2014 5:05	29.03	64.4	**4.12**	0.6	SR11	28/9/2014 11:05	29.16	78.3	**5.04**	1.6	SR11	28/9/2014 17:05	29.50	66.1	**4.22**	1.9	SR11	28/9/2014 23:05	29.29	71.5	**4.59**	0.9
SR11	28/9/2014 5:10	29.02	60.7	**3.89**	0.6	SR11	28/9/2014 11:10	29.16	77.8	**5.01**	2.2	SR11	28/9/2014 17:10	29.55	68.6	**4.38**	1.5	SR11	28/9/2014 23:10	29.29	71.9	**4.61**	0.2
SR11	28/9/2014 5:15	29.03	59.3	**3.80**	0.5	SR11	28/9/2014 11:15	29.14	76.2	**4.91**	2.3	SR11	28/9/2014 17:15	29.56	69.3	**4.43**	1.7	SR11	28/9/2014 23:15	29.26	72.8	**4.67**	0.5
SR11	28/9/2014 5:20	29.00	58.8	**3.77**	3.6	SR11	28/9/2014 11:20	29.23	68.3	**4.39**	1.5	SR11	28/9/2014 17:20	29.38	69.4	**4.43**	4.2	SR11	28/9/2014 23:20	29.25	71.6	**4.58**	0.6
SR11	28/9/2014 5:25	29.04	67.1	**4.30**	0.4	SR11	28/9/2014 11:25	29.24	67.9	**4.37**	1.5	SR11	28/9/2014 17:25	29.34	60.1	**3.84**	2.5	SR11	28/9/2014 23:25	29.29	72.8	**4.66**	0.7
SR11	28/9/2014 5:30	28.99	54.1	**3.47**	0.5	SR11	28/9/2014 11:30	29.25	67.5	**4.34**	1.4	SR11	28/9/2014 17:30	29.34	61.5	**3.93**	2.6	SR11	28/9/2014 23:30	29.30	71.8	**4.60**	0.6
SR11	28/9/2014 5:35	29.01	57.9	**3.72**	0.6	SR11	28/9/2014 11:35	29.24	69.6	**4.48**	2.2	SR11	28/9/2014 17:35	29.26	63.6	**4.07**	**6.1**	SR11	28/9/2014 23:35	29.30	73.5	**4.71**	4.1
SR11	28/9/2014 5:40	28.97	52.2	**3.36**	0.9	SR11	28/9/2014 11:40	29.18	71.7	**4.62**	2.5	SR11	28/9/2014 17:40	29.34	65.9	**4.22**	2.2	SR11	28/9/2014 23:40	29.31	75.1	**4.81**	0.8
SR11	28/9/2014 5:45	28.96	55.3	**3.54**	1.9	SR11	28/9/2014 11:45	29.24	67.0	**4.31**	1.5	SR11	28/9/2014 17:45	29.36	62.7	**4.00**	2.2	SR11	28/9/2014 23:45	29.31	74.7	**4.79**	0.3
SR11	28/9/2014 5:50	28.97	54.4	**3.49**	2.0	SR11	28/9/2014 11:50	29.18	67.8	**4.36**	1.2	SR11	28/9/2014 17:50	29.44	66.4	**4.25**	1.8	SR11	28/9/2014 23:50	29.32	73.3	**4.70**	0.5
SR11	28/9/2014 5:55	28.98	54.8	**3.52**	0.3	SR11	28/9/2014 11:55	29.16	66.9	**4.31**	1.4	SR11	28/9/2014 17:55	29.42	64.1	**4.10**	2.6	SR11	28/9/2014 23:55	29.31	72.4	**4.64**	0.5

Station	Timestamp	Temp (° C)	DO (%)	DO (mg/L)	Tur (NTU)	Station	Timestamp	Temp (° C)	DO (%)	DO (mg/L)	Tur (NTU)	Station	Timestamp	Temp (° C)	DO (%)	DO (mg/L)	Tur (NTU)	Station	Timestamp	Temp (°C)	DO (%)	DO (mg/L)	Tur (NTU)
SR12	28/9/2014 0:01	29.15	70.2	4.59	4.8	SR12	28/9/2014 6:01	29.07	72.0	4.73	6.2	SR12	28/9/2014 12:01	29.22	65.2	4.25	4.9	SR12	28/9/2014 18:01	29.36	71.1	4.65	7.1
SR12	28/9/2014 0:06	29.15	68.9	4.50	6.1	SR12	28/9/2014 6:06	29.08	71.7	4.72	6.1	SR12	28/9/2014 12:06	29.23	65.3	4.26	4.5	SR12	28/9/2014 18:06	29.38	71.5	4.67	9.3
SR12	28/9/2014 0:11	29.16	68.7	4.49	5.3	SR12	28/9/2014 6:11	29.08	71.1	4.68	6.4	SR12	28/9/2014 12:11	29.21	65.9	4.29	6.1	SR12	28/9/2014 18:11	29.38	71.1	4.65	7.3
SR12	28/9/2014 0:16	29.17	68.8	4.50	5.2	SR12	28/9/2014 6:16	29.08	71.4	4.70	6.5	SR12	28/9/2014 12:16	29.58	69.4	4.50	3.9	SR12	28/9/2014 18:16	29.37	70.2	4.58	7.5
SR12	28/9/2014 0:21	29.17	69.2	4.52	5.1	SR12	28/9/2014 6:21	29.08	71.6	4.71	6.1	SR12	28/9/2014 12:21	29.55	69.4	4.50	3.9	SR12	28/9/2014 18:21	29.39	71.6	4.68	7.0
SR12	28/9/2014 0:26	29.19	70.2	4.59	4.6	SR12	28/9/2014 6:26	29.09	71.2	4.69	6.0	SR12	28/9/2014 12:26	29.42	68.0	4.42	4.3	SR12	28/9/2014 18:26	29.39	71.2	4.65	6.7
SR12	28/9/2014 0:31	29.21	71.2	4.65	4.7	SR12	28/9/2014 6:31	29.08	71.4	4.70	5.6	SR12	28/9/2014 12:31	29.30	66.8	4.35	5.3	SR12	28/9/2014 18:31	29.39	70.3	4.59	7.1
SR12	28/9/2014 0:36	29.22	71.5	4.68	4.4	SR12	28/9/2014 6:36	29.09	71.2	4.69	5.7	SR12	28/9/2014 12:36	29.28	65.7	4.27	5.6	SR12	28/9/2014 18:36	29.39	70.6	4.61	6.5
SR12	28/9/2014 0:41	29.23	71.1	4.65	4.3	SR12	28/9/2014 6:41	29.09	71.1	4.69	6.3	SR12	28/9/2014 12:41	29.21	65.0	4.23	6.1	SR12	28/9/2014 18:41	29.40	72.1	4.71	5.7
SR12	28/9/2014 0:46	29.22	70.8	4.63	5.0	SR12	28/9/2014 6:46	29.03	71.5	4.72	5.3	SR12	28/9/2014 12:46	29.25	67.0	4.36	5.4	SR12	28/9/2014 18:46	29.39	71.4	4.67	5.8
SR12	28/9/2014 0:51	29.22	69.4	4.54	6.2	SR12	28/9/2014 6:51	29.06	72.2	4.76	5.4	SR12	28/9/2014 12:51	29.24	66.1	4.31	5.8	SR12	28/9/2014 18:51	29.39	70.1	4.58	5.2
SR12	28/9/2014 0:56	29.25	71.6	4.68	4.8	SR12	28/9/2014 6:56	29.07	72.8	4.80	5.5	SR12	28/9/2014 12:56	29.46	68.9	4.47	4.4	SR12	28/9/2014 18:56	29.40	69.6	4.55	5.2
SR12	28/9/2014 1:01	29.25	70.7	4.63	5.4	SR12	28/9/2014 7:01	29.07	72.2	4.76	5.4	SR12	28/9/2014 13:01	29.58	72.3	4.69	4.6	SR12	28/9/2014 19:01	29.39	70.1	4.58	5.2
SR12	28/9/2014 1:06	29.25	71.0	4.64	4.9	SR12	28/9/2014 7:06	29.07	71.4	4.71	7.0	SR12	28/9/2014 13:06	29.55	70.3	4.57	4.6	SR12	28/9/2014 19:06	29.37	71.1	4.65	4.6
SR12	28/9/2014 1:11	29.26	71.0	4.65	5.5	SR12	28/9/2014 7:11	29.07	72.7	4.80	6.2	SR12	28/9/2014 13:11	29.52	70.3	4.56	4.7	SR12	28/9/2014 19:11	29.37	71.5	4.67	5.0
SR12	28/9/2014 1:16	29.25	70.0	4.58	5.8	SR12	28/9/2014 7:16	29.08	72.4	4.78	5.9	SR12	28/9/2014 13:16	29.73	75.9	4.93	3.7	SR12	28/9/2014 19:16	29.36	69.8	4.56	4.4
SR12	28/9/2014 1:21	29.26	70.8	4.63	5.1	SR12	28/9/2014 7:21	29.07	72.7	4.80	4.9	SR12	28/9/2014 13:21	29.64	74.8	4.87	4.3	SR12	28/9/2014 19:21	29.35	68.3	4.47	5.8
SR12	28/9/2014 1:26	29.26	70.0	4.58	5.3	SR12	28/9/2014 7:26	29.07	72.4	4.78	6.6	SR12	28/9/2014 13:26	29.61	73.1	4.76	4.4	SR12	28/9/2014 19:26	29.32	69.5	4.54	4.9
SR12	28/9/2014 1:31	29.26	70.0	4.58	5.0	SR12	28/9/2014 7:31	29.08	72.0	4.75	5.5	SR12	28/9/2014 13:31	29.61	74.9	4.88	4.4	SR12	28/9/2014 19:31	29.28	68.4	4.47	7.0
SR12	28/9/2014 1:36	29.26	70.0	4.58	6.2	SR12	28/9/2014 7:36	29.09	71.7	4.73	6.0	SR12	28/9/2014 13:36	29.59	73.9	4.82	4.2	SR12	28/9/2014 19:36	29.31	70.2	4.58	6.2
SR12	28/9/2014 1:41	29.26	70.1	4.59	4.9	SR12	28/9/2014 7:41	29.09	71.8	4.74	5.7	SR12	28/9/2014 13:41	29.61	76.7	5.01	3.4	SR12	28/9/2014 19:41	29.29	68.6	4.48	5.8
SR12	28/9/2014 1:46	29.26	69.5	4.54	5.0	SR12	28/9/2014 7:46	29.09	73.0	4.82	5.1	SR12	28/9/2014 13:46	29.59	75.5	4.93	3.9	SR12	28/9/2014 19:46	29.25	67.3	4.39	8.1
SR12	28/9/2014 1:51	29.26	69.3	4.54	5.7	SR12	28/9/2014 7:51	29.09	69.0	4.53	8.7	SR12	28/9/2014 13:51	29.58	75.1	4.90	3.7	SR12	28/9/2014 19:51	29.24	66.8	4.36	7.8
SR12	28/9/2014 1:56	29.26	70.3	4.60	5.4	SR12	28/9/2014 7:56	29.09	69.1	4.55	7.2	SR12	28/9/2014 13:56	29.57	75.2	4.91	3.6	SR12	28/9/2014 19:56	29.24	65.9	4.30	6.5
SR12	28/9/2014 2:01	29.25	69.8	4.56	7.3	SR12	28/9/2014 8:01	29.09	66.8	4.38	9.2	SR12	28/9/2014 14:01	29.56	77.0	5.03	3.6	SR12	28/9/2014 20:01	29.25	68.6	4.48	6.3
SR12	28/9/2014 2:06	29.26	70.8	4.64	5.9	SR12	28/9/2014 8:06	29.09	66.3	4.34	9.6	SR12	28/9/2014 14:06	29.55	75.9	4.96	3.6	SR12	28/9/2014 20:06	29.23	68.4	4.46	9.8
SR12	28/9/2014 2:11	29.25	70.3	4.60	6.1	SR12	28/9/2014 8:11	29.09	64.9	4.25	9.5	SR12	28/9/2014 14:11	29.53	75.1	4.91	4.1	SR12	28/9/2014 20:11	29.23	66.6	4.35	6.8
SR12	28/9/2014 2:16	29.25	70.0	4.58	6.4	SR12	28/9/2014 8:16	29.09	65.8	4.31	**10.7**	SR12	28/9/2014 14:16	29.55	75.5	4.94	4.1	SR12	28/9/2014 20:16	29.21	67.3	4.39	7.3
SR12	28/9/2014 2:21	29.25	70.1	4.58	6.7	SR12	28/9/2014 8:21	29.09	65.6	4.29	**11.3**	SR12	28/9/2014 14:21	29.53	74.9	4.90	4.0	SR12	28/9/2014 20:21	29.20	67.1	4.38	7.7
SR12	28/9/2014 2:26	29.24	69.2	4.52	6.6	SR12	28/9/2014 8:26	29.09	66.0	4.32	**10.0**	SR12	28/9/2014 14:26	29.52	74.9	4.89	3.9	SR12	28/9/2014 20:26	29.20	66.3	4.33	7.0
SR12	28/9/2014 2:31	29.24	69.5	4.55	5.8	SR12	28/9/2014 8:31	29.09	64.8	4.24	**11.1**	SR12	28/9/2014 14:31	29.50	75.6	4.95	4.0	SR12	28/9/2014 20:31	29.19	65.7	4.29	6.3
SR12	28/9/2014 2:36	29.24	69.5	4.55	6.4	SR12	28/9/2014 8:36	29.09	63.9	4.18	**11.0**	SR12	28/9/2014 14:36	29.59	77.1	5.04	4.0	SR12	28/9/2014 20:36	29.19	65.5	4.27	7.4
SR12	28/9/2014 2:41	29.23	68.8	4.50	5.8	SR12	28/9/2014 8:41	29.09	64.6	4.22	**11.0**	SR12	28/9/2014 14:41	29.56	76.4	5.00	4.3	SR12	28/9/2014 20:41	29.18	65.4	4.27	8.2
SR12	28/9/2014 2:46	29.23	69.6	4.55	6.0	SR12	28/9/2014 8:46	29.10	64.4	4.21	**10.3**	SR12	28/9/2014 14:46	29.62	77.3	5.05	4.4	SR12	28/9/2014 20:46	29.18	66.2	4.32	8.1
SR12	28/9/2014 2:51	29.22	68.8	4.50	8.7	SR12	28/9/2014 8:51	29.11	64.4	4.21	8.6	SR12	28/9/2014 14:51	29.59	76.9	5.02	4.0	SR12	28/9/2014 20:51	29.17	65.5	4.28	9.2
SR12	28/9/2014 2:56	29.22	68.6	4.48	**10.1**	SR12	28/9/2014 8:56	29.12	66.0	4.31	8.8	SR12	28/9/2014 14:56	29.56	75.3	4.92	4.7	SR12	28/9/2014 20:56	29.18	65.5	4.27	7.5
SR12	28/9/2014 3:01	29.22	68.8	4.50	8.3	SR12	28/9/2014 9:01	29.12	66.2	4.33	8.4	SR12	28/9/2014 15:01	29.55	75.2	4.91	4.8	SR12	28/9/2014 21:01	29.18	65.7	4.28	7.1
SR12	28/9/2014 3:06	29.22	69.0	4.52	7.0	SR12	28/9/2014 9:06	29.12	65.5	4.28	8.2	SR12	28/9/2014 15:06	29.58	75.2	4.92	4.2	SR12	28/9/2014 21:06	29.17	64.7	4.22	7.9
SR12	28/9/2014 3:11	29.21	68.9	4.50	**14.5**	SR12	28/9/2014 9:11	29.11	64.9	4.24	8.5	SR12	28/9/2014 15:11	29.56	74.7	4.88	5.3	SR12	28/9/2014 21:11	29.17	63.2	4.12	6.8
SR12	28/9/2014 3:16	29.21	68.6	4.49	**12.3**	SR12	28/9/2014 9:16	29.11	65.7	4.29	8.1	SR12	28/9/2014 15:16	29.58	75.4	4.93	5.2	SR12	28/9/2014 21:16	29.17	63.2	4.12	6.9
SR12	28/9/2014 3:21	29.21	68.6	4.49	**10.6**	SR12	28/9/2014 9:21	29.08	63.6	4.16	**14.3**	SR12	28/9/2014 15:21	29.56	74.7	4.88	6.0	SR12	28/9/2014 21:21	29.17	63.4	4.14	7.5
SR12	28/9/2014 3:26	29.19	69.1	4.52	**14.7**	SR12	28/9/2014 9:26	29.10	64.7	4.23	8.8	SR12	28/9/2014 15:26	29.51	73.8	4.82	6.7	SR12	28/9/2014 21:26	29.16	63.3	4.13	7.0
SR12	28/9/2014 3:31	29.18	69.0	4.51	**14.1**	SR12	28/9/2014 9:31	29.11	65.5	4.28	9.0	SR12	28/9/2014 15:31	29.52	73.9	4.83	6.3	SR12	28/9/2014 21:31	29.16	64.9	4.24	8.0
SR12	28/9/2014 3:36	29.19	68.7	4.50	**10.7**	SR12	28/9/2014 9:36	29.12	65.8	4.30	7.5	SR12	28/9/2014 15:36	29.51	73.9	4.83	5.8	SR12	28/9/2014 21:36	29.17	66.2	4.33	5.1
SR12	28/9/2014 3:41	29.18	69.1	4.52	9.9	SR12	28/9/2014 9:41	29.12	65.8	4.30	7.3	SR12	28/9/2014 15:41	29.50	73.7	4.82	6.5	SR12	28/9/2014 21:41	29.17	64.4	4.20	5.6
SR12	28/9/2014 3:46	29.18	69.4	4.54	9.7	SR12	28/9/2014 9:46	29.12	66.1	4.32	8.0	SR12	28/9/2014 15:46	29.49	73.1	4.78	6.8	SR12	28/9/2014 21:46	29.17	64.4	4.20	5.9
SR12	28/9/2014 3:51	29.17	69.2	4.53	9.5	SR12	28/9/2014 9:51	29.13	66.3	4.33	6.6	SR12	28/9/2014 15:51	29.43	72.4	4.73	7.6	SR12	28/9/2014 21:51	29.18	63.8	4.16	6.2
SR12	28/9/2014 3:56	29.14	69.4	4.54	**13.4**	SR12	28/9/2014 9:56	29.11	66.0	4.31	7.4	SR12	28/9/2014 15:56	29.48	73.4	4.80	6.5	SR12	28/9/2014 21:56	29.19	64.5	4.21	4.8
SR12	28/9/2014 4:01	29.11	69.2	4.52	**11.1**	SR12	28/9/2014 10:01	29.10	65.2	4.26	7.5	SR12	28/9/2014 16:01	29.48	73.1	4.78	6.3	SR12	28/9/2014 22:01	29.18	63.9	4.17	6.2
SR12	28/9/2014 4:06	29.09	68.9	4.50	9.1	SR12	28/9/2014 10:06	29.10	64.9	4.24	7.7	SR12	28/9/2014 16:06	29.47	71.9	4.70	7.0	SR12	28/9/2014 22:06	29.18	62.7	4.09	5.4
SR12	28/9/2014 4:11	29.07	69.8	4.57	8.9	SR12	28/9/2014 10:11	29.11	64.9	4.24	6.3	SR12	28/9/2014 16:11	29.48	72.5	4.74	6.2	SR12	28/9/2014 22:11	29.20	64.1	4.19	5.0
SR12	28/9/2014 4:16	29.07	69.7	4.56	8.5	SR12	28/9/2014 10:16	29.10	64.2	4.19	6.9	SR12	28/9/2014 16:16	29.48	72.2	4.72	7.4	SR12	28/9/2014 22:16	29.19	64.5	4.20	5.6
SR12	28/9/2014 4:21	29.07	69.6	4.55	9.1	SR12	28/9/2014 10:21	29.12	65.1	4.25	6.6	SR12	28/9/2014 16:21	29.36	70.2	4.59	9.5	SR12	28/9/2014 22:21	29.18	63.9	4.17	4.7
SR12	28/9/2014 4:26	29.06	69.8	4.56	8.3	SR12	28/9/2014 10:26	29.11	64.7	4.22	7.2	SR12	28/9/2014 16:26	29.44	72.2	4.71	7.4	SR12	28/9/2014 22:26	29.18	63.0	4.11	5.7
SR12	28/9/2014 4:31	29.05	69.8	4.56	8.4	SR12	28/9/2014 10:31	29.17	66.2	4.32	5.7	SR12	28/9/2014 16:31	29.44	71.4	4.67	8.0	SR12	28/9/2014 22:31	29.18	61.5	4.01	5.3
SR12	28/9/2014 4:36	29.05	70.2	4.59	8.1	SR12	28/9/2014 10:36	29.10	64.1	4.18	7.1	SR12	28/9/2014 16:36	29.42	71.3	4.66	7.2	SR12	28/9/2014 22:36	29.17	64.0	4.18	4.4
SR12	28/9/2014 4:41	29.05	70.2	4.59	7.7	SR12	28/9/2014 10:41	29.10	62.8	4.10	6.3	SR12	28/9/2014 16:41	29.42	71.4	4.67	7.3	SR12	28/9/2014 22:41	29.17	61.6	4.02	5.7
SR12	28/9/2014 4:46	29.06	70.5	4.62	7.5	SR12	28/9/2014 10:46	29.13	65.6	4.28	6.6	SR12	28/9/2014 16:46	29.42	70.7	4.62	7.9	SR12	28/9/2014 22:46	29.19	60.7	3.96	4.5
SR12	28/9/2014 4:51	29.05	70.3	4.60	7.3	SR12	28/9/2014 10:51	29.12	63.9	4.17	6.7	SR12	28/9/2014 16:51	29.41	69.6	4.55	7.8	SR12	28/9/2014 22:51	29.17	60.8	3.96	6.8
SR12	28/9/2014 4:56	29.05	70.2	4.60	7.8	SR12	28/9/2014 10:56	29.11	64.1	4.18	6.9	SR12	28/9/2014 16:56	29.41	70.4	4.60	8.1	SR12	28/9/2014 22:56	29.17	61.0	3.97	6.1
SR12	28/9/2014 5:01	29.06	70.4	4.61	8.0	SR12	28/9/2014 11:01	29.11	64.0	4.17	7.0	SR12	28/9/2014 17:01	29.41	70.6	4.61	9.0	SR12	28/9/2014 23:01	29.17	62.7	4.09	5.3
SR12	28/9/2014 5:06	29.06	71.0	4.66	7.5	SR12	28/9/2014 11:06	29.26	67.7	4.41	5.4	SR12	28/9/2014 17:06	29.40	70.6	4.62	8.9	SR12	28/9/2014 23:06	29.18	62.5	4.08	4.9
SR12	28/9/2014 5:11	29.05	70.9	4.65	7.5	SR12	28/9/2014 11:11	29.27	67.3	4.38	5.4	SR12	28/9/2014 17:11	29.39	70.8	4.63	8.1	SR12	28/9/2014 23:11	29.16	60.8	3.96	7.4
SR12	28/9/2014 5:16	29.06	70.9	4.65	7.6	SR12	28/9/2014 11:16	29.40	67.8	4.40	4.6	SR12	28/9/2014 17:16	29.39	71.1	4.65	7.8	SR12	28/9/2014 23:16	29.17	61.0	3.97	6.3
SR12	28/9/2014 5:21	29.06	71.3	4.67	7.2	SR12	28/9/2014 11:21	29.27	66.4	4.32	5.2	SR12	28/9/2014 17:21	29.37	71.6	4.68	7.7	SR12	28/9/2014 23:21	29.17	61.4	4.00	5.9
SR12	28/9/2014 5:26	29.06	71.7	4.71	6.5	SR12	28/9/2014 11:26	29.23	65.2	4.25	5.0	SR12	28/9/2014 17:26	29.35	71.5	4.67	9.1	SR12	28/9/2014 23:26	29.15	62.4	4.07	5.7
SR12	28/9/2014 5:31	29.06	71.9	4.72	6.6	SR12	28/9/2014 11:31	29.24	65.6	4.27	5.9	SR12	28/9/2014 17:31	29.36	71.7	4.69	7.6	SR12	28/9/2014 23:31	29.15	61.8	4.02	6.0
SR12	28/9/2014 5:36	29.06	71.7	4.71	6.9	SR12	28/9/2014 11:36	29.21	66.1	4.31	5.8	SR12	28/9/2014 17:36	29.37	71.1	4.65	7.1	SR12	28/9/2014 23:36	29.14	62.5	4.07	6.2
SR12	28/9/2014 5:41	29.06	71.7	4.71	6.4	SR12	28/9/2014 11:41	29.19	65.2	4.25	5.6	SR12	28/9/2014 17:41	29.36	71.2	4.65	6.7	SR12	28/9/2014 23:41	29.14	64.8	4.22	5.3
SR12	28/9/2014 5:46	29.07	71.6	4.71	6.8	SR12	28/9/2014 11:46	29.19	64.8	4.22	5.6	SR12	28/9/2014 17:46	29.35	72.2	4.71	7.8	SR12	28/9/2014 23:46	29.11	66.0	4.30	4.6
SR12	28/9/2014 5:51	29.07	71.4	4.69	6.5	SR12	28/9/2014 11:51	29.14	63.1	4.12	6.3	SR12	28/9/2014 17:51	29.36	70.9	4.63	7.7	SR12	28/9/2014 23:51	29.13	64.7	4.22	5.3
SR12	28/9/2014 5:56	29.08	71.9	4.73	6.5	SR12	28/9/2014 11:56	29.12	62.5	4.08	6.7	SR12	28/9/2014 17:56	29.36	71.1	4.64	6.8	SR12	28/9/2014 23:56	29.13	64.5	4.20	6.1

Station	Timestamp	Temp (° C)	DO (%)	DO (mg/L)	Tur (NTU)	Station	Timestamp	Temp (° C)	DO (%)	DO (mg/L)	Tur (NTU)	Station	Timestamp	Temp (° C)	DO (%)	DO (mg/L)	Tur (NTU)	Station	Timestamp	Temp (°C)	DO (%)	DO (mg/L)	Tur (NTU)
SR13	28/9/2014 0:00	29.11	65.6	4.28	6.7	SR13	28/9/2014 6:00	29.05	60.1	3.93	1.3	SR13	28/9/2014 12:00	29.12	65.5	4.28	3.8	SR13	28/9/2014 18:00	29.37	69.6	4.54	4.0
SR13	28/9/2014 0:05	29.11	66.2	4.32	3.8	SR13	28/9/2014 6:05	29.05	59.5	3.89	0.7	SR13	28/9/2014 12:05	29.11	65.1	4.25	3.9	SR13	28/9/2014 18:05	29.37	69.2	4.51	3.6
SR13	28/9/2014 0:10	29.11	65.7	4.29	3.7	SR13	28/9/2014 6:10	29.07	61.3	4.01	2.2	SR13	28/9/2014 12:10	29.14	65.0	4.24	3.2	SR13	28/9/2014 18:10	29.37	69.9	4.56	7.4
SR13	28/9/2014 0:15	29.10	65.5	4.28	3.5	SR13	28/9/2014 6:15	29.06	60.8	3.98	1.6	SR13	28/9/2014 12:15	29.16	65.3	4.26	2.9	SR13	28/9/2014 18:15	29.37	69.7	4.54	4.4
SR13	28/9/2014 0:20	29.11	65.5	4.28	4.1	SR13	28/9/2014 6:20	29.05	59.6	3.90	1.0	SR13	28/9/2014 12:20	29.19	65.4	4.26	2.8	SR13	28/9/2014 18:20	29.37	69.2	4.51	6.6
SR13	28/9/2014 0:25	29.11	64.5	4.21	4.5	SR13	28/9/2014 6:25	29.06	60.8	3.98	0.9	SR13	28/9/2014 12:25	29.20	65.4	4.26	3.0	SR13	28/9/2014 18:25	29.36	68.3	4.45	3.2
SR13	28/9/2014 0:30	29.10	69.9	4.56	6.7	SR13	28/9/2014 6:30	29.06	61.1	4.00	1.1	SR13	28/9/2014 12:30	29.28	65.2	4.25	8.1	SR13	28/9/2014 18:30	29.35	69.4	4.53	2.3
SR13	28/9/2014 0:35	29.10	66.2	4.32	5.9	SR13	28/9/2014 6:35	29.06	60.8	3.98	0.9	SR13	28/9/2014 12:35	29.24	65.5	4.27	5.8	SR13	28/9/2014 18:35	29.35	69.0	4.50	2.5
SR13	28/9/2014 0:40	29.09	66.4	4.33	4.8	SR13	28/9/2014 6:40	29.08	62.9	4.12	1.2	SR13	28/9/2014 12:40	29.16	64.4	4.21	3.3	SR13	28/9/2014 18:40	29.34	68.0	4.44	9.0
SR13	28/9/2014 0:45	29.09	66.6	4.35	5.4	SR13	28/9/2014 6:45	29.08	62.0	4.05	0.6	SR13	28/9/2014 12:45	29.23	64.9	4.23	2.5	SR13	28/9/2014 18:45	29.33	67.6	4.41	4.5
SR13	28/9/2014 0:50	29.09	66.2	4.32	4.8	SR13	28/9/2014 6:50	29.08	61.7	4.04	0.7	SR13	28/9/2014 12:50	29.22	64.2	4.19	2.7	SR13	28/9/2014 18:50	29.35	68.6	4.47	3.4
SR13	28/9/2014 0:55	29.09	66.5	4.34	5.7	SR13	28/9/2014 6:55	29.08	61.0	3.99	1.6	SR13	28/9/2014 12:55	29.40	66.5	4.33	2.1	SR13	28/9/2014 18:55	29.35	68.4	4.46	3.2
SR13	28/9/2014 1:00	29.09	66.1	4.31	4.6	SR13	28/9/2014 7:00	29.05	59.5	3.89	10.9	SR13	28/9/2014 13:00	29.38	66.8	4.35	2.4	SR13	28/9/2014 19:00	29.33	68.5	4.47	3.2
SR13	28/9/2014 1:05	29.09	66.7	4.35	4.8	SR13	28/9/2014 7:05	29.07	65.8	4.31	5.4	SR13	28/9/2014 13:05	29.41	66.8	4.34	3.1	SR13	28/9/2014 19:05	29.32	68.1	4.44	2.6
SR13	28/9/2014 1:10	29.09	66.3	4.33	4.7	SR13	28/9/2014 7:10	29.06	63.6	4.17	5.4	SR13	28/9/2014 13:10	29.40	66.7	4.34	2.0	SR13	28/9/2014 19:10	29.32	68.7	4.48	2.2
SR13	28/9/2014 1:15	29.09	65.6	4.28	3.5	SR13	28/9/2014 7:15	29.06	63.2	4.14	5.0	SR13	28/9/2014 13:15	29.41	67.6	4.40	2.6	SR13	28/9/2014 19:15	29.32	69.5	4.54	2.5
SR13	28/9/2014 1:20	29.08	64.9	4.24	3.3	SR13	28/9/2014 7:20	29.06	63.2	4.14	5.2	SR13	28/9/2014 13:20	29.34	67.0	4.36	2.7	SR13	28/9/2014 19:20	29.32	69.0	4.50	2.6
SR13	28/9/2014 1:25	29.08	65.3	4.26	3.4	SR13	28/9/2014 7:25	29.08	65.1	4.26	9.0	SR13	28/9/2014 13:25	29.32	66.2	4.31	2.2	SR13	28/9/2014 19:25	29.33	68.9	4.49	2.3
SR13	28/9/2014 1:30	29.09	65.3	4.26	3.3	SR13	28/9/2014 7:30	29.07	65.1	4.26	7.7	SR13	28/9/2014 13:30	29.22	64.0	4.18	2.2	SR13	28/9/2014 19:30	29.32	68.8	4.49	3.0
SR13	28/9/2014 1:35	29.09	64.7	4.22	6.3	SR13	28/9/2014 7:35	29.07	64.3	4.21	6.0	SR13	28/9/2014 13:35	29.26	64.5	4.21	2.1	SR13	28/9/2014 19:35	29.32	68.9	4.50	2.3
SR13	28/9/2014 1:40	29.10	64.8	4.23	2.7	SR13	28/9/2014 7:40	29.06	63.6	4.16	4.9	SR13	28/9/2014 13:40	29.35	65.4	4.26	2.2	SR13	28/9/2014 19:40	29.32	68.9	4.50	3.0
SR13	28/9/2014 1:45	29.10	65.1	4.25	2.7	SR13	28/9/2014 7:45	29.07	64.4	4.22	5.9	SR13	28/9/2014 13:45	29.67	69.1	4.47	2.5	SR13	28/9/2014 19:45	29.32	69.2	4.52	2.4
SR13	28/9/2014 1:50	29.09	64.7	4.22	2.5	SR13	28/9/2014 7:50	29.07	64.1	4.19	6.6	SR13	28/9/2014 13:50	29.62	69.9	4.53	2.3	SR13	28/9/2014 19:50	29.32	69.1	4.51	2.4
SR13	28/9/2014 1:55	29.08	64.9	4.24	2.8	SR13	28/9/2014 7:55	29.08	64.5	4.22	6.3	SR13	28/9/2014 13:55	29.58	70.4	4.56	2.1	SR13	28/9/2014 19:55	29.32	68.5	4.47	2.5
SR13	28/9/2014 2:00	29.07	65.5	4.28	2.8	SR13	28/9/2014 8:00	29.08	63.9	4.18	6.0	SR13	28/9/2014 14:00	29.80	71.5	4.62	1.7	SR13	28/9/2014 20:00	29.32	68.3	4.46	1.8
SR13	28/9/2014 2:05	29.07	65.1	4.25	2.2	SR13	28/9/2014 8:05	29.08	63.1	4.13	5.2	SR13	28/9/2014 14:05	29.80	72.0	4.65	1.8	SR13	28/9/2014 20:05	29.31	68.8	4.49	2.2
SR13	28/9/2014 2:10	29.08	65.2	4.26	2.7	SR13	28/9/2014 8:10	29.08	63.2	4.14	9.1	SR13	28/9/2014 14:10	29.68	71.2	4.61	1.7	SR13	28/9/2014 20:10	29.32	68.4	4.46	2.0
SR13	28/9/2014 2:15	29.08	65.2	4.26	2.9	SR13	28/9/2014 8:15	29.08	64.6	4.22	10.9	SR13	28/9/2014 14:15	29.61	68.6	4.45	1.6	SR13	28/9/2014 20:15	29.31	68.7	4.49	1.8
SR13	28/9/2014 2:20	29.08	65.7	4.29	2.7	SR13	28/9/2014 8:20	29.08	64.4	4.21	6.6	SR13	28/9/2014 14:20	29.59	68.6	4.45	1.5	SR13	28/9/2014 20:20	29.31	68.4	4.47	1.6
SR13	28/9/2014 2:25	29.08	65.6	4.28	2.6	SR13	28/9/2014 8:25	29.08	64.3	4.21	6.0	SR13	28/9/2014 14:25	29.46	65.5	4.25	1.8	SR13	28/9/2014 20:25	29.31	68.5	4.47	1.6
SR13	28/9/2014 2:30	29.08	64.9	4.24	2.5	SR13	28/9/2014 8:30	29.08	64.3	4.21	5.0	SR13	28/9/2014 14:30	29.46	64.7	4.20	1.6	SR13	28/9/2014 20:30	29.31	68.1	4.45	1.5
SR13	28/9/2014 2:35	29.08	64.6	4.22	2.4	SR13	28/9/2014 8:35	29.08	66.5	4.35	7.4	SR13	28/9/2014 14:35	29.75	68.7	4.44	1.1	SR13	28/9/2014 20:35	29.31	68.0	4.44	1.6
SR13	28/9/2014 2:40	29.08	64.5	4.21	3.4	SR13	28/9/2014 8:40	29.08	65.3	4.27	5.1	SR13	28/9/2014 14:40	29.39	64.2	4.18	2.1	SR13	28/9/2014 20:40	29.30	68.5	4.47	2.4
SR13	28/9/2014 2:45	29.09	64.3	4.20	3.9	SR13	28/9/2014 8:45	29.08	65.2	4.27	5.3	SR13	28/9/2014 14:45	29.21	63.7	4.15	3.0	SR13	28/9/2014 20:45	29.30	69.4	4.53	2.0
SR13	28/9/2014 2:50	29.09	62.6	4.09	6.8	SR13	28/9/2014 8:50	29.09	65.0	4.25	4.7	SR13	28/9/2014 14:50	29.53	69.1	4.48	2.9	SR13	28/9/2014 20:50	29.31	68.2	4.45	2.8
SR13	28/9/2014 2:55	29.08	63.4	4.14	4.7	SR13	28/9/2014 8:55	29.11	67.3	4.40	4.4	SR13	28/9/2014 14:55	29.31	63.7	4.15	5.1	SR13	28/9/2014 20:55	29.30	68.2	4.45	3.4
SR13	28/9/2014 3:00	29.08	60.6	3.96	2.8	SR13	28/9/2014 9:00	29.11	66.7	4.36	4.7	SR13	28/9/2014 15:00	29.27	64.4	4.19	9.2	SR13	28/9/2014 21:00	29.31	68.0	4.44	2.9
SR13	28/9/2014 3:05	29.08	60.5	3.95	2.1	SR13	28/9/2014 9:05	29.11	66.9	4.38	4.2	SR13	28/9/2014 15:05	29.51	66.9	4.34	4.0	SR13	28/9/2014 21:05	29.30	68.6	4.48	2.7
SR13	28/9/2014 3:10	29.08	61.2	4.00	2.5	SR13	28/9/2014 9:10	29.11	66.6	4.35	3.5	SR13	28/9/2014 15:10	29.50	68.5	4.45	4.1	SR13	28/9/2014 21:10	29.30	69.8	4.56	3.6
SR13	28/9/2014 3:15	29.07	63.1	4.12	2.3	SR13	28/9/2014 9:15	29.11	66.3	4.34	3.6	SR13	28/9/2014 15:15	29.53	70.3	4.56	3.7	SR13	28/9/2014 21:15	29.30	68.5	4.47	2.1
SR13	28/9/2014 3:20	29.07	63.8	4.17	2.3	SR13	28/9/2014 9:20	29.10	66.9	4.37	4.0	SR13	28/9/2014 15:20	29.51	68.9	4.47	3.4	SR13	28/9/2014 21:20	29.30	69.3	4.52	2.8
SR13	28/9/2014 3:25	29.07	65.7	4.29	2.4	SR13	28/9/2014 9:25	29.09	66.7	4.36	5.4	SR13	28/9/2014 15:25	29.54	69.3	4.49	2.9	SR13	28/9/2014 21:25	29.30	69.5	4.53	3.4
SR13	28/9/2014 3:30	29.07	66.0	4.31	2.1	SR13	28/9/2014 9:30	29.10	66.4	4.34	3.7	SR13	28/9/2014 15:30	29.54	69.6	4.51	2.8	SR13	28/9/2014 21:30	29.30	68.4	4.47	2.8
SR13	28/9/2014 3:35	29.07	63.5	4.15	1.3	SR13	28/9/2014 9:35	29.10	65.6	4.29	4.4	SR13	28/9/2014 15:35	29.49	68.9	4.47	2.6	SR13	28/9/2014 21:35	29.30	68.9	4.50	2.5
SR13	28/9/2014 3:40	29.07	64.3	4.20	1.8	SR13	28/9/2014 9:40	29.09	65.9	4.31	4.2	SR13	28/9/2014 15:40	29.50	67.9	4.40	2.0	SR13	28/9/2014 21:40	29.30	68.3	4.46	2.2
SR13	28/9/2014 3:45	29.07	63.4	4.15	1.5	SR13	28/9/2014 9:45	29.07	65.5	4.28	6.1	SR13	28/9/2014 15:45	29.50	67.5	4.38	1.8	SR13	28/9/2014 21:45	29.30	68.3	4.46	2.4
SR13	28/9/2014 3:50	29.06	63.7	4.16	1.3	SR13	28/9/2014 9:50	29.07	65.3	4.27	6.2	SR13	28/9/2014 15:50	29.50	66.6	4.32	1.7	SR13	28/9/2014 21:50	29.30	68.9	4.50	2.5
SR13	28/9/2014 3:55	29.06	65.1	4.26	2.1	SR13	28/9/2014 9:55	29.07	65.0	4.25	5.6	SR13	28/9/2014 15:55	29.53	68.4	4.44	2.4	SR13	28/9/2014 21:55	29.30	68.5	4.47	2.3
SR13	28/9/2014 4:00	29.06	66.0	4.31	2.7	SR13	28/9/2014 10:00	29.07	64.7	4.23	5.2	SR13	28/9/2014 16:00	29.38	66.7	4.34	6.6	SR13	28/9/2014 22:00	29.30	69.0	4.51	3.2
SR13	28/9/2014 4:05	29.07	66.5	4.35	4.3	SR13	28/9/2014 10:05	29.07	64.6	4.22	7.2	SR13	28/9/2014 16:05	29.41	65.9	4.28	5.4	SR13	28/9/2014 22:05	29.30	68.3	4.46	2.4
SR13	28/9/2014 4:10	29.06	65.5	4.28	2.9	SR13	28/9/2014 10:10	29.08	65.1	4.26	4.8	SR13	28/9/2014 16:10	29.40	66.5	4.32	6.4	SR13	28/9/2014 22:10	29.30	67.8	4.43	1.8
SR13	28/9/2014 4:15	29.07	63.7	4.17	2.4	SR13	28/9/2014 10:15	29.09	65.3	4.27	4.4	SR13	28/9/2014 16:15	29.44	69.7	4.53	4.8	SR13	28/9/2014 22:15	29.30	68.7	4.48	2.1
SR13	28/9/2014 4:20	29.07	62.9	4.12	1.3	SR13	28/9/2014 10:20	29.15	65.9	4.30	3.3	SR13	28/9/2014 16:20	29.42	70.7	4.60	3.5	SR13	28/9/2014 22:20	29.29	69.0	4.50	2.9
SR13	28/9/2014 4:25	29.08	63.6	4.16	1.3	SR13	28/9/2014 10:25	29.10	65.3	4.27	4.3	SR13	28/9/2014 16:25	29.41	69.9	4.55	3.1	SR13	28/9/2014 22:25	29.29	67.8	4.43	3.5
SR13	28/9/2014 4:30	29.09	63.5	4.15	1.5	SR13	28/9/2014 10:30	29.10	64.9	4.24	3.6	SR13	28/9/2014 16:30	29.40	69.4	4.52	3.0	SR13	28/9/2014 22:30	29.29	67.4	4.40	2.3
SR13	28/9/2014 4:35	29.08	64.4	4.21	1.7	SR13	28/9/2014 10:35	29.09	64.8	4.24	3.9	SR13	28/9/2014 16:35	29.40	70.3	4.58	2.8	SR13	28/9/2014 22:35	29.29	68.3	4.46	2.2
SR13	28/9/2014 4:40	29.08	64.7	4.23	2.6	SR13	28/9/2014 10:40	29.08	64.5	4.22	4.7	SR13	28/9/2014 16:40	29.40	69.0	4.49	1.8	SR13	28/9/2014 22:40	29.29	67.5	4.41	2.2
SR13	28/9/2014 4:45	29.07	64.8	4.24	2.3	SR13	28/9/2014 10:45	29.10	65.5	4.28	4.2	SR13	28/9/2014 16:45	29.39	69.6	4.54	2.6	SR13	28/9/2014 22:45	29.29	67.6	4.41	2.7
SR13	28/9/2014 4:50	29.08	65.7	4.30	2.6	SR13	28/9/2014 10:50	29.12	66.6	4.35	4.7	SR13	28/9/2014 16:50	29.39	69.5	4.53	2.2	SR13	28/9/2014 22:50	29.28	67.6	4.41	2.8
SR13	28/9/2014 4:55	29.08	64.8	4.24	1.3	SR13	28/9/2014 10:55	29.12	66.6	4.35	4.0	SR13	28/9/2014 16:55	29.39	69.3	4.52	2.2	SR13	28/9/2014 22:55	29.29	67.0	4.37	1.9
SR13	28/9/2014 5:00	29.08	65.1	4.26	2.3	SR13	28/9/2014 11:00	29.13	66.4	4.34	3.7	SR13	28/9/2014 17:00	29.39	69.0	4.50	1.7	SR13	28/9/2014 23:00	29.30	67.6	4.41	2.3
SR13	28/9/2014 5:05	29.08	63.8	4.18	1.7	SR13	28/9/2014 11:05	29.12	66.5	4.34	4.9	SR13	28/9/2014 17:05	29.39	69.3	4.52	1.9	SR13	28/9/2014 23:05	29.27	68.2	4.45	3.1
SR13	28/9/2014 5:10	29.08	62.3	4.08	1.2	SR13	28/9/2014 11:10	29.10	66.1	4.31	5.0	SR13	28/9/2014 17:10	29.40	69.1	4.50	1.8	SR13	28/9/2014 23:10	29.26	67.7	4.42	3.0
SR13	28/9/2014 5:15	29.08	62.7	4.10	1.1	SR13	28/9/2014 11:15	29.08	65.7	4.29	5.3	SR13	28/9/2014 17:15	29.39	70.2	4.58	2.5	SR13	28/9/2014 23:15	29.27	68.5	4.47	3.0
SR13	28/9/2014 5:20	29.08	65.9	4.31	2.8	SR13	28/9/2014 11:20	29.12	65.8	4.30	4.1	SR13	28/9/2014 17:20	29.38	69.9	4.56	1.7	SR13	28/9/2014 23:20	29.25	68.0	4.43	3.4
SR13	28/9/2014 5:25	29.08	64.3	4.21	1.8	SR13	28/9/2014 11:25	29.12	66.1	4.32	3.5	SR13	28/9/2014 17:25	29.38	68.8	4.49	2.1	SR13	28/9/2014 23:25	29.26	67.3	4.39	3.0
SR13	28/9/2014 5:30	29.07	63.5	4.15	1.1	SR13	28/9/2014 11:30	29.11	65.7	4.29	4.2	SR13	28/9/2014 17:30	29.37	69.1	4.50	4.5	SR13	28/9/2014 23:30	29.26	67.1	4.38	2.8
SR13	28/9/2014 5:35	29.05	63.5	4.16	2.3	SR13	28/9/2014 11:35	29.14	65.4	4.27	3.6	SR13	28/9/2014 17:35	29.38	69.7	4.54	2.8	SR13	28/9/2014 23:35	29.26	67.0	4.37	3.0
SR13	28/9/2014 5:40	29.01	61.5	4.03	4.6	SR13	28/9/2014 11:40	29.15	65.5	4.28	3.0	SR13	28/9/2014 17:40	29.37	69.3	4.51	3.3	SR13	28/9/2014 23:40	29.26	66.3	4.33	2.4
SR13	28/9/2014 5:45	29.03	60.4	3.96	1.7	SR13	28/9/2014 11:45	29.12	65.2	4.26	3.8	SR13	28/9/2014 17:45	29.37	69.0	4.50	3.3	SR13	28/9/2014 23:45	29.26	68.3	4.46	4.9
SR13	28/9/2014 5:50	29.03	60.4	3.95	3.0	SR13	28/9/2014 11:50	29.13	65.5	4.28	4.1	SR13	28/9/2014 17:50	29.37	70.5	4.59	4.1	SR13	28/9/2014 23:50	29.26	67.9	4.43	5.0
SR13	28/9/2014 5:55	29.05	59.7	3.91	1.8	SR13	28/9/2014 11:55	29.10	65.5	4.28	5.4	SR13	28/9/2014 17:55	29.37	70.0	4.57	3.5	SR13	28/9/2014 23:55	29.25	67.6	4.41	12.4

Station	Timestamp	NH_3 (mg/L)				Station	Timestamp	NH_3 (mg/L)			
SR4	28/9/2014 0:17	0.07				SR12	28/9/2014 0:17	0.08			
SR4	28/9/2014 0:37	0.07				SR12	28/9/2014 0:37	0.08			
SR4	28/9/2014 0:57	0.08				SR12	28/9/2014 0:57	0.07			
SR4	28/9/2014 1:17	0.08				SR12	28/9/2014 1:17	0.05			
SR4	28/9/2014 1:37	0.07				SR12	28/9/2014 1:37	0.05			
SR4	28/9/2014 1:57	0.05				SR12	28/9/2014 1:57	0.07			
SR4	28/9/2014 2:17	0.07				SR12	28/9/2014 2:17	0.05			
SR4	28/9/2014 2:37	0.07				SR12	28/9/2014 2:37	0.06			
SR4	28/9/2014 2:57	0.05				SR12	28/9/2014 2:57	0.07			
SR4	28/9/2014 3:17	0.08				SR12	28/9/2014 3:17	0.06			
SR4	28/9/2014 3:37	0.08				SR12	28/9/2014 3:36	0.07			
SR4	28/9/2014 3:57	0.08				SR12	28/9/2014 3:57	0.05			
SR4	28/9/2014 4:17	0.09				SR12	28/9/2014 4:17	0.07			
SR4	28/9/2014 4:37	0.08				SR12	28/9/2014 4:37	0.06			
SR4	28/9/2014 4:57	0.08				SR12	28/9/2014 4:57	0.07			
SR4	28/9/2014 5:17	0.10				SR12	28/9/2014 5:17	0.06			
SR4	28/9/2014 5:37	0.06				SR12	28/9/2014 5:37	0.08			
SR4	28/9/2014 5:57	0.06				SR12	28/9/2014 5:57	0.07			
SR4						SR12					
SR4	28/9/2014 6:37	0.06				SR12	28/9/2014 6:37	0.06			
SR4	28/9/2014 6:57	0.06				SR12	28/9/2014 6:57	0.05			
SR4	28/9/2014 7:17	0.06				SR12	28/9/2014 7:17	0.07			
SR4	28/9/2014 7:37	0.05				SR12	28/9/2014 7:37	0.07			
SR4	28/9/2014 7:57	0.08				SR12	28/9/2014 7:57	0.09			
SR4	28/9/2014 8:17	0.08				SR12	28/9/2014 8:17	0.08			
SR4	28/9/2014 8:37	0.07				SR12	28/9/2014 8:37	0.08			
SR4	28/9/2014 8:57	0.08				SR12	28/9/2014 8:57	0.09			
SR4	28/9/2014 9:17	0.08				SR12	28/9/2014 9:17	0.07			
SR4	28/9/2014 9:37	0.07				SR12	28/9/2014 9:37	0.07			
SR4	28/9/2014 9:56	0.08				SR12	28/9/2014 9:57	0.07			
SR4	28/9/2014 10:17	0.08				SR12	28/9/2014 10:17	0.09			
SR4	28/9/2014 10:37	0.08				SR12	28/9/2014 10:37	0.08			
SR4	28/9/2014 10:57	0.09				SR12	28/9/2014 10:57	0.08			
SR4	28/9/2014 11:17	0.09				SR12	28/9/2014 11:17	0.08			
SR4	28/9/2014 11:37	0.10				SR12	28/9/2014 11:37	0.05			
SR4	28/9/2014 11:57	0.09				SR12	28/9/2014 11:57	0.08			
SR4	28/9/2014 12:17	0.09				SR12	28/9/2014 12:17	0.08			
SR4	28/9/2014 12:37	0.10				SR12	28/9/2014 12:37	0.06			
SR4	28/9/2014 12:57	0.10				SR12	28/9/2014 12:57	0.06			
SR4	28/9/2014 13:17	0.09				SR12	28/9/2014 13:17	0.06			
SR4	28/9/2014 13:37	0.09				SR12	28/9/2014 13:37	0.06			
SR4	28/9/2014 13:57	0.08				SR12	28/9/2014 13:57	0.06			
SR4	28/9/2014 14:17	0.08				SR12	28/9/2014 14:17	0.06			
SR4	28/9/2014 14:37	0.08				SR12	28/9/2014 14:37	0.07			
SR4	28/9/2014 14:57	0.08				SR12	28/9/2014 14:57	0.08			
SR4	28/9/2014 15:17	0.09				SR12	28/9/2014 15:17	0.08			
SR4	28/9/2014 15:37	0.09				SR12	28/9/2014 15:37	0.08			
SR4	28/9/2014 15:57	0.08				SR12	28/9/2014 15:57	0.09			
SR4	28/9/2014 16:17	0.08				SR12	28/9/2014 16:17	0.08			
SR4	28/9/2014 16:37	0.09				SR12	28/9/2014 16:37	0.08			
SR4	28/9/2014 16:57	0.10				SR12	28/9/2014 16:57	0.07			
SR4	28/9/2014 17:17	0.10				SR12	28/9/2014 17:17	0.08			
SR4	28/9/2014 17:37	0.11				SR12	28/9/2014 17:37	0.07			
SR4	28/9/2014 17:57	0.09				SR12	28/9/2014 17:57	0.06			
SR4	28/9/2014 18:17	0.09				SR12	28/9/2014 18:17	0.06			
SR4	28/9/2014 18:37	0.08				SR12	28/9/2014 18:37	0.05			
SR4	28/9/2014 18:57	0.08				SR12	28/9/2014 18:57	0.07			
SR4	28/9/2014 19:17	0.09				SR12	28/9/2014 19:17	0.07			
SR4	28/9/2014 19:37	0.09				SR12	28/9/2014 19:37	0.09			
SR4	28/9/2014 19:57	0.08				SR12	28/9/2014 19:57	0.08			
SR4	28/9/2014 20:17	0.08				SR12	28/9/2014 20:17	0.08			
SR4	28/9/2014 20:37	0.07				SR12	28/9/2014 20:37	0.09			
SR4	28/9/2014 20:57	0.07				SR12	28/9/2014 20:57	0.07			
SR4	28/9/2014 21:17	0.08				SR12	28/9/2014 21:17	0.07			
SR4	28/9/2014 21:37	0.08				SR12	28/9/2014 21:37	0.07			
SR4	28/9/2014 21:57	0.08				SR12	28/9/2014 21:57	0.09			
SR4	28/9/2014 22:17	0.09				SR12	28/9/2014 22:17	0.08			
SR4	28/9/2014 22:37	0.08				SR12	28/9/2014 22:37	0.08			
SR4	28/9/2014 22:57	0.08				SR12	28/9/2014 22:57	0.08			
SR4	28/9/2014 23:17	0.08				SR12	28/9/2014 23:17	0.07			
SR4	28/9/2014 23:37	0.08				SR12	28/9/2014 23:37	0.06			
SR4	28/9/2014 23:57	0.08				SR12	28/9/2014 23:57	0.08			

Remark: Fonts with underline: Action Level Exceedance
Fonts with bold and underline: Limit Level Exceedance
Automatic Instrument calibration of NH3-N monitor was carried out during 5:57-6:37 at SR4 and SR12.

MATERIALAB CONSULTANTS LIMITED
Fugro Development Centre,
5 Lok Yi Street,
17 M.S. Castle Peak Road,
Tai Lam, Tuen Mun, N.T., Hong Kong.
Tel : (852)-24508238
Fax : (852)-24508032
Email : mcl@fugro.com.hk

MaterialLab

Interim Notification of Environmental Quality Limits Exceedances
24hr Water Quality Monitoring

Incident Report on Action Level or Limit Level Non-compliance

Reference No.:	20140929/24/SR5
Project:	CV/2013/04 - Providing Sufficient Water Depth for Kwai Tsing Container Basin and its Approach Channel
Date:	29/09/2014 – 30/09/2014
Time:	29/09/2014 00:00 – 30/09/2014 23:55
Monitoring Location:	SR5 – Ma Wan FCZ
Dissolved Oxygen	
Action Level / Limit Level:	5.46 / 5.39 (6 consecutive monitoring data exceedance)
Measured Level:	One (1) AL Exceedance: 29/9: 20:20 – 20:45 (1) Seventy four (74) LL Exceedances: 29/9: (28/9) 23:45 – (29/9) 16:40 (34), 30/9: (29/9) 21:15 – (30/9) 12:40 (31), 13:05 – 16:00 (6), 22:10 – 23:35 (3)
Action taken / to be taken:	Silt curtain and dredging rate were inspected and confirmed in a proper condition during the period. Monitoring equipment is checked and confirmed without problem.
Possible reason for Action or Limit Level Non-compliance:	Dissolved Oxygen The first occurrence of exceedance case was found at ebb tide, when SR5 was situated at upstream of the Project, the water quality would not be affected by the construction. Routine impact monitoring was carried out on 30/9. At flood tide of routine impact monitoring on 30/9, DO (S&M) at C2 was 5.30 mg/L while at ebb tide of routine impact monitoring on 30/9, DO (S&M) at C1 was 4.93 mg/L. The readings were lower than the Limit Level of SR5, indicating the background DO was low during monitoring period. The exceedance was not considered due to the project. The exceedance may be caused by influences in the vicinity of the station or changes in ambient conditions.
Remarks:	Dredging works conducted at Portion A of the Project. According to Contractor, dredged rate (in-situ) at Portion A on 30/9 was 1077 m^3/day. No dredging work was conducted on 29/9. Ebb tide: 28/9 23:34 – 29/9 06:14, 29/9 13:03 – 29/9 17:56, 30/9 00:10 – 30/9 07:04, 30/9 14:24 – 30/9 18:32 Flood tide: 29/9 06:14 – 29/9 13:03, 29/9 17:56 – 30/9 00:10, 30/9 07:04 – 30/9 14:24

Certified by: Colin Yung
Designation: Environmental Team Leader

Signature:

Date: 27/10/2014

The copyright of this document is owned by MaterialLab Consultants Ltd. It may not be reproduced except with prior written approval from the Company.

MATERIALAB CONSULTANTS LIMITED
Fugro Development Centre,
5 Lok Yi Street,
17 M.S. Castle Peak Road,
Tai Lam, Tuen Mun, N.T., Hong Kong.
Tel : (852)-24508238
Fax : (852)-24508032
Email : mcl@fugro.com.hk

MaterialLab

Interim Notification of Environmental Quality Limits Exceedances
24hr Water Quality Monitoring

Incident Report on Action Level or Limit Level Non-compliance

Reference No.:	20140929/24/SR9
Project:	CV/2013/04 - Providing Sufficient Water Depth for Kwai Tsing Container Basin and its Approach Channel
Date:	29/09/2014 – 30/09/2014
Time:	29/09/2014 00:00 – 30/09/2014 23:55
Monitoring Location:	SR9 – Cheung Sha Wan FCZ
	Turbidity
Action Level / Limit Level:	2.8 / 4.7 (6 consecutive monitoring data exceedance)
Measured Level:	Twenty six (26) AL Exceedances: 29/9: 11:30 – 16:55 (11), 18:25 – 18:50 (1), 19:15 – 22:40 (7) 30/9: 11:40 – 12:05 (1), 16:05 – 16:30 (1), 17:25 – 19:20 (4), 20:20 – 20:45 (1) Eight (8) LL Exceedances: 30/9: 12:35 – 16:00 (7), 19:50 – 20:15 (1)
Action taken / to be taken:	Silt curtain and dredging rate were inspected and confirmed in a proper condition during the period. Monitoring equipment is checked and confirmed without problem.
Possible reason for Action or Limit Level Non-compliance:	Turbidity The first occurrence of exceedance case was found at flood tide, when SR9 was situated at upstream of the Project, the water quality would not be affected by the construction. Routine impact monitoring was carried out on 30/9. At flood tide of routine impact monitoring on 30/9, Turbidity at C2 was 6.8 NTU while at ebb tide of routine impact monitoring on 30/9, Turbidity at C1 was 4.0 NTU. The readings were higher than the Limit Level and Action Level of SR9 respectively, indicating the background Turbidity was high during monitoring period. At ebb tide of routine impact monitoring on 30/9, Turbidity at G1 (upstream) was 5.0 NTU while 2.9 NTU was recorded at G6 (downstream), no increasing trend of Turbidity was shown across the Project. The exceedance was not considered due to the project. The exceedance may be caused by influences in the vicinity of the station or changes in ambient conditions.
Remarks:	Dredging works conducted at Portion A of the Project. According to Contractor, dredged rate (in-situ) at Portion A on 30/9 was 1077 m^3/day. No dredging work was conducted on 29/9. Ebb tide: 28/9 23:34 – 29/9 06:14, 29/9 13:03 – 29/9 17:56, 30/9 00:10 – 30/9 07:04, 30/9 14:24 – 30/9 18:32 Flood tide: 29/9 06:14 – 29/9 13:03, 29/9 17:56 – 30/9 00:10, 30/9 07:04 – 30/9 14:24

Certified by: Colin Yung
Designation: Environmental Team Leader
Signature:

Date: 27/10/2014

The copyright of this document is owned by MaterialLab Consultants Ltd. It may not be reproduced except with prior written approval from the Company.

MATERIALAB CONSULTANTS LIMITED
Fugro Development Centre,
5 Lok Yi Street,
17 M.S. Castle Peak Road,
Tai Lam, Tuen Mun, N.T., Hong Kong.
Tel : (852)-24508238
Fax : (852)-24508032
Email : mcl@fugro.com.hk

MaterialLab

Interim Notification of Environmental Quality Limits Exceedances
24hr Water Quality Monitoring

Incident Report on Action Level or Limit Level Non-compliance

Reference No.:	20140929/24/SR10
Project:	CV/2013/04 - Providing Sufficient Water Depth for Kwai Tsing Container Basin and its Approach Channel
Date:	29/09/2014 – 30/09/2014
Time:	29/09/2014 00:00 – 30/09/2014 23:55
Monitoring Location:	SR10 – Lo Tik Wan FCZ
Dissolved Oxygen	
Action Level / Limit Level:	6.12 / 5.97 (6 consecutive monitoring data exceedance)
Measured Level:	Four (4) AL Exceedances: 29/9: 17:05 – 18:00 (2) 30/9: 16:35 – 17:30 (2) Eighty nine (89) LL Exceedances: 29/9: (28/9) 23:55 – (29/9) 3:20 (7), 3:55 – 14;20 (21), 14:35 – 17:00 (5) 30/9: (29/9) 18:15 – (30/9) 12:40 (37), 13:05 – 16:30 (7), 17:45 – 23:40 (12)
Turbidity	
Action Level / Limit Level:	2.8 / 4.7 (6 consecutive monitoring data exceedance)
Measured Level:	Twenty three (23) AL Exceedances: 29/9: 0:05 – 1:30 (3), 3:45 – 4:10 (1), 5:00 – 5:55 (2), 10:30 – 12:55 (5), 13:25 – 13:50 (1), 22:35 – 23:00 (1) 30/9: 0:50 – 1:15 (1), 3:05 – 4:00 (2), 4:25 – 4:50 (1), 5:05 – 6:30 (3), 10:30 – 11:55 (3)
Action taken / to be taken:	Silt curtain and dredging rate were inspected and confirmed in a proper condition during the period. Monitoring equipment is checked and confirmed without problem.
Possible reason for Action or Limit Level Non-compliance:	Dissolved Oxygen At flood tide, SR10 was situated at upstream of the Project, the water quality would not be affected by the construction. Routine impact monitoring was carried out on 30/9. At flood tide of routine impact monitoring on 30/9, DO (S&M) at C2 was 5.30 mg/L while at ebb tide of routine impact monitoring on 30/9, DO (S&M) at C1 was 4.93 mg/L. The readings were lower than the Limit Level of SR10, indicating the background DO was low during monitoring period. The exceedance was not considered due to the project. The exceedance may be caused by influences in the vicinity of the station or changes in ambient conditions. Turbidity At flood tide, SR10 was situated at upstream of the Project, the water quality would not be affected by the construction. Routine impact monitoring was carried out on 30/9. At flood tide of routine impact monitoring on 30/9, Turbidity at C2 was 6.8 NTU while at ebb tide of routine impact monitoring on 30/9, Turbidity at C1 was 4.0 NTU. The readings were higher than the Limit Level and Action Level of SR10 respectively, indicating the background Turbidity was high during monitoring period. At ebb tide of routine impact monitoring on 30/9, Turbidity at G1 (upstream) was 5.0 NTU while 2.9 NTU was recorded at G6 (downstream), no increasing trend of Turbidity was shown across the Project. The

The copyright of this document is owned by MateriaLab Consultants Ltd. It may not be reproduced except with prior written approval from the Company.

MATERIALAB CONSULTANTS LIMITED
Fugro Development Centre,
5 Lok Yi Street,
17 M.S. Castle Peak Road,
Tai Lam, Tuen Mun, N.T., Hong Kong.
Tel : (852)-24508238
Fax : (852)-24508032
Email : mcl@fugro.com.hk

	exceedance was not considered due to the project. The exceedance may be caused by influences in the vicinity of the station or changes in ambient conditions.
Remarks:	Dredging works conducted at Portion A of the Project. According to Contractor, dredged rate (in-situ) at Portion A on 30/9 was 1077 m^3/day. No dredging work was conducted on 29/9. Ebb tide: 28/9 23:34 – 29/9 06:14, 29/9 13:03 – 29/9 17:56, 30/9 00:10 – 30/9 07:04, 30/9 14:24 – 30/9 18:32 Flood tide: 29/9 06:14 – 29/9 13:03, 29/9 17:56 – 30/9 00:10, 30/9 07:04 – 30/9 14:24

Certified by: Colin Yung
Designation: Environmental Team Leader

Signature:

Date: 27/10/2014

The copyright of this document is owned by MaterialLab Consultants Ltd. It may not be reproduced except with prior written approval from the Company.

MATERIALAB CONSULTANTS LIMITED
Fugro Development Centre,
5 Lok Yi Street,
17 M.S. Castle Peak Road,
Tai Lam, Tuen Mun, N.T., Hong Kong.
Tel : (852)-24508238
Fax : (852)-24508032
Email : mcl@fugro.com.hk

Interim Notification of Environmental Quality Limits Exceedances
24hr Water Quality Monitoring

Incident Report on Action Level or Limit Level Non-compliance

Reference No.:	20140929/24/SR11
Project:	CV/2013/04 - Providing Sufficient Water Depth for Kwai Tsing Container Basin and its Approach Channel
Date:	29/09/2014 – 30/09/2014
Time:	29/09/2014 00:00 – 30/09/2014 23:55
Monitoring Location:	SR11 – Sok Kwu Wan FCZ
Dissolved Oxygen	
Action Level / Limit Level:	6.12 / 5.97 (6 consecutive monitoring data exceedance)
Measured Level:	Two (2) AL Exceedances: 30/9: 21;40 – 22:35 (2) Ninety three (93) LL Exceedances: 30/9: (28/9) 23:55 – (30/9) 13:50 (76), 14:10 – 21:35 (15), 22:40 – 23:35 (2)
Turbidity	
Action Level / Limit Level:	2.8 / 4.7 (6 consecutive monitoring data exceedance)
Measured Level:	One (1) AL Exceedance: 30/9: 23:00 – 23:25 (1)
Action taken / to be taken:	Silt curtain and dredging rate were inspected and confirmed in a proper condition during the period. Monitoring equipment is checked and confirmed without problem.
Possible reason for Action or Limit Level Non-compliance:	Dissolved Oxygen At flood tide, SR11 was situated at upstream of the Project, the water quality would not be affected by the construction. Routine impact monitoring was carried out on 30/9. At flood tide of routine impact monitoring on 30/9, DO (S&M) at C2 was 5.30 mg/L while at ebb tide of routine impact monitoring on 30/9, DO (S&M) at C1 was 4.93 mg/L. The readings were lower than the Limit Level of SR11, indicating the background DO was low during monitoring period. The exceedance was not considered due to the project. The exceedance may be caused by influences in the vicinity of the station or changes in ambient conditions. Turbidity One exceedance case was found at flood tide, when SR11 was situated at upstream of the Project, the water quality would not be affected by the construction. Routine impact monitoring was carried out on 30/9. At flood tide of routine impact monitoring on 30/9, Turbidity at C2 was 6.8 NTU. The reading was higher than the Limit Level of SR11, indicating the background Turbidity was high during monitoring period. The exceedance was not considered due to the project. The exceedance may be caused by influences in the vicinity of the station or changes in ambient conditions.

The copyright of this document is owned by MateriaLab Consultants Ltd. It may not be reproduced except with prior written approval from the Company.

MATERIALAB CONSULTANTS LIMITED
Fugro Development Centre,
5 Lok Yi Street,
17 M.S. Castle Peak Road,
Tai Lam, Tuen Mun, N.T., Hong Kong.
Tel : (852)-24508238
Fax : (852)-24508032
Email : mcl@fugro.com.hk

Remarks:	Dredging works conducted at Portion A of the Project. According to Contractor, dredged rate (in-situ) at Portion A on 30/9 was 1077 m^3/day. No dredging work was conducted on 29/9. Ebb tide: 28/9 23:34 – 29/9 06:14, 29/9 13:03 – 29/9 17:56, 30/9 00:10 – 30/9 07:04, 30/9 14:24 – 30/9 18:32 Flood tide: 29/9 06:14 – 29/9 13:03, 29/9 17:56 – 30/9 00:10, 30/9 07:04 – 30/9 14:24

Certified by: Colin Yung
Designation: Environmental Team Leader

Signature:

Date: 27/10/2014

The copyright of this document is owned by MaterialLab Consultants Ltd. It may not be reproduced except with prior written approval from the Company.

MATERIALAB CONSULTANTS LIMITED
Fugro Development Centre,
5 Lok Yi Street,
17 M.S. Castle Peak Road,
Tai Lam, Tuen Mun, N.T., Hong Kong.
Tel : (852)-24508238
Fax : (852)-24508032
Email : mcl@fugro.com.hk

MaterialLab

Interim Notification of Environmental Quality Limits Exceedances
24hr Water Quality Monitoring

Incident Report on Action Level or Limit Level Non-compliance

Reference No.:	20140929/24/SR13
Project:	CV/2013/04 - Providing Sufficient Water Depth for Kwai Tsing Container Basin and its Approach Channel
Date:	29/09/2014 – 30/09/2014
Time:	29/09/2014 00:00 – 30/09/2014 23:55
Monitoring Location:	SR13 – EMSD Cooling Water Intake for Kwai Chung Hospital
Dissolved Oxygen	
Action Level / Limit Level:	5.28 / 5.22 (6 consecutive monitoring data exceedance)
Measured Level:	Ninety six (96) LL Exceedances: (28/9) 23:35 – (29/9) 14:30 (30), (29/9) 15:00 – (30/9) 23:55 (66)
Action taken / to be taken:	Silt curtain and dredging rate were inspected and confirmed in a proper condition during the period. Monitoring equipment is checked and confirmed without problem.
Possible reason for Action or Limit Level Non-compliance:	Dissolved Oxygen The first occurrence of exceedance case was found at ebb tide, when SR13 was situated at upstream of the Project, the water quality would not be affected by the construction. Routine impact monitoring was carried out on 30/9. At ebb tide of routine impact monitoring on 30/9, DO (S&M) at C1 was 4.93 mg/L. The readings were lower than the Limit Level of SR13, indicating the background DO was low during monitoring period. At flood tide of routine impact monitoring on 30/9, DO (S&M) at G4 (upstream) was 4.36 mg/L while 5.03 mg/L was recorded at G1 (downstream), no decreasing trend of DO was shown across the Project. The exceedance was not considered due to the project. The exceedance may be caused by influences in the vicinity of the station or changes in ambient conditions.
Remarks:	Dredging works conducted at Portion A of the Project. According to Contractor, dredged rate (in-situ) at Portion A on 30/9 was 1077 m^3/day. No dredging work was conducted on 29/9. Ebb tide: 28/9 23:34 – 29/9 06:14, 29/9 13:03 – 29/9 17:56, 30/9 00:10 – 30/9 07:04, 30/9 14:24 – 30/9 18:32 Flood tide: 29/9 06:14 – 29/9 13:03, 29/9 17:56 – 30/9 00:10, 30/9 07:04 – 30/9 14:24

Certified by: Colin Yung
Designation: Environmental Team Leader

Signature:

Date: 27/10/2014

The copyright of this document is owned by MaterialLab Consultants Ltd. It may not be reproduced except with prior written approval from the Company.

Station	Timestamp	Temp (° C)	DO (%)	DO (mg/L)	Tur (NTU)	Station	Timestamp	Temp (° C)	DO (%)	DO (mg/L)	Tur (NTU)	Station	Timestamp	Temp (° C)	DO (%)	DO (mg/L)	Tur (NTU)	Station	Timestamp	Temp (°C)	DO (%)	DO (mg/L)	Tur (NTU)
SR4	29/9/2014 0:01	29.38	84.4	5.71	2.5	SR4	29/9/2014 6:01	29.16	80.9	5.49	3.4	SR4	29/9/2014 12:01	29.50	84.8	5.69	4.7	SR4	29/9/2014 18:01	29.62	82.4	5.52	5.1
SR4	29/9/2014 0:06	29.39	83.7	5.65	2.8	SR4	29/9/2014 6:06	29.16	80.4	5.44	3.4	SR4	29/9/2014 12:06	29.47	84.5	5.67	4.5	SR4	29/9/2014 18:06	29.61	81.0	5.43	4.9
SR4	29/9/2014 0:11	29.39	81.8	5.53	2.4	SR4	29/9/2014 6:11	29.16	80.9	5.49	3.4	SR4	29/9/2014 12:11	29.45	84.7	5.69	3.9	SR4	29/9/2014 18:11	29.61	83.1	5.58	4.3
SR4	29/9/2014 0:16	29.41	83.8	5.67	3.1	SR4	29/9/2014 6:16	29.16	80.8	5.49	3.7	SR4	29/9/2014 12:16	29.55	85.2	5.72	4.0	SR4	29/9/2014 18:16	29.62	84.0	5.63	4.2
SR4	29/9/2014 0:21	29.39	83.1	5.62	2.4	SR4	29/9/2014 6:21	29.17	81.2	5.51	3.9	SR4	29/9/2014 12:21	29.64	86.1	5.77	4.0	SR4	29/9/2014 18:21	29.63	84.1	5.64	3.4
SR4	29/9/2014 0:26	29.35	83.0	5.62	2.1	SR4	29/9/2014 6:26	29.19	81.2	5.52	4.6	SR4	29/9/2014 12:26	29.59	85.2	5.71	4.0	SR4	29/9/2014 18:26	29.61	84.0	5.64	3.3
SR4	29/9/2014 0:31	29.37	84.3	5.70	2.3	SR4	29/9/2014 6:31	29.21	80.6	5.47	3.8	SR4	29/9/2014 12:31	29.88	87.2	5.83	3.4	SR4	29/9/2014 18:31	29.65	83.9	5.62	3.1
SR4	29/9/2014 0:36	29.37	84.5	5.71	2.1	SR4	29/9/2014 6:36	29.20	82.3	5.58	3.8	SR4	29/9/2014 12:36	29.83	86.8	5.80	3.7	SR4	29/9/2014 18:36	29.65	83.5	5.60	3.0
SR4	29/9/2014 0:41	29.40	84.1	5.68	2.1	SR4	29/9/2014 6:41	29.20	83.1	5.64	8.5	SR4	29/9/2014 12:41	29.88	86.6	5.78	3.6	SR4	29/9/2014 18:41	29.70	82.7	5.54	3.1
SR4	29/9/2014 0:46	29.39	84.3	5.69	2.0	SR4	29/9/2014 6:46	29.21	83.0	5.64	4.4	SR4	29/9/2014 12:46	29.82	86.3	5.76	3.8	SR4	29/9/2014 18:46	29.69	83.2	5.58	3.1
SR4	29/9/2014 0:51	29.40	84.5	5.71	2.1	SR4	29/9/2014 6:51	29.21	82.7	5.62	4.5	SR4	29/9/2014 12:51	29.74	86.0	5.75	3.9	SR4	29/9/2014 18:51	29.68	83.3	5.57	3.2
SR4	29/9/2014 0:56	29.40	82.9	5.60	1.8	SR4	29/9/2014 6:56	29.20	83.2	5.66	3.8	SR4	29/9/2014 12:56	29.62	85.0	5.69	3.8	SR4	29/9/2014 18:56	29.66	82.3	5.52	3.1
SR4	29/9/2014 1:01	29.41	82.0	5.54	1.7	SR4	29/9/2014 7:01	29.20	83.6	5.69	5.7	SR4	29/9/2014 13:01	29.62	85.1	5.70	3.8	SR4	29/9/2014 19:01	29.73	80.8	5.41	2.5
SR4	29/9/2014 1:06	29.42	83.7	5.65	2.2	SR4	29/9/2014 7:06	29.20	84.4	5.73	4.2	SR4	29/9/2014 13:06	29.58	84.0	5.62	4.4	SR4	29/9/2014 19:06	29.70	81.7	5.48	2.6
SR4	29/9/2014 1:11	29.47	84.6	5.69	2.8	SR4	29/9/2014 7:11	29.20	84.4	5.73	4.2	SR4	29/9/2014 13:11	29.71	85.3	5.71	3.3	SR4	29/9/2014 19:11	29.70	82.7	5.55	2.7
SR4	29/9/2014 1:16	29.44	82.1	5.52	2.5	SR4	29/9/2014 7:16	29.20	84.2	5.72	4.3	SR4	29/9/2014 13:16	29.79	86.1	5.75	3.3	SR4	29/9/2014 19:16	29.68	82.4	5.53	2.6
SR4	29/9/2014 1:21	29.41	81.8	5.51	2.6	SR4	29/9/2014 7:21	29.21	84.2	5.72	4.4	SR4	29/9/2014 13:21	29.76	86.4	5.77	3.7	SR4	29/9/2014 19:21	29.67	84.6	5.67	2.8
SR4	29/9/2014 1:26	29.45	83.5	5.63	2.1	SR4	29/9/2014 7:26	29.21	84.8	5.78	4.3	SR4	29/9/2014 13:26	29.86	87.0	5.81	3.1	SR4	29/9/2014 19:26	29.72	81.9	5.49	2.9
SR4	29/9/2014 1:31	29.43	81.4	5.50	2.1	SR4	29/9/2014 7:31	29.21	84.4	5.75	4.2	SR4	29/9/2014 13:31	29.86	87.3	5.83	4.9	SR4	29/9/2014 19:31	29.71	81.9	5.49	2.7
SR4	29/9/2014 1:36	29.39	80.1	5.41	2.9	SR4	29/9/2014 7:36	29.21	84.8	5.78	3.8	SR4	29/9/2014 13:36	29.86	87.1	5.82	3.6	SR4	29/9/2014 19:36	29.73	81.0	5.43	2.5
SR4	29/9/2014 1:41	29.38	78.2	5.27	4.1	SR4	29/9/2014 7:41	29.23	84.7	5.75	4.5	SR4	29/9/2014 13:41	29.89	87.3	5.82	3.5	SR4	29/9/2014 19:41	29.75	81.5	5.46	2.5
SR4	29/9/2014 1:46	29.37	77.1	5.19	4.9	SR4	29/9/2014 7:46	29.23	85.1	5.80	4.2	SR4	29/9/2014 13:46	29.99	87.9	5.86	3.0	SR4	29/9/2014 19:46	29.73	81.8	5.49	2.7
SR4	29/9/2014 1:51	29.34	79.0	5.28	3.4	SR4	29/9/2014 7:51	29.24	85.3	5.80	3.7	SR4	29/9/2014 13:51	29.96	87.5	5.84	3.8	SR4	29/9/2014 19:51	29.65	82.9	5.56	3.2
SR4	29/9/2014 1:56	29.37	77.3	5.16	3.0	SR4	29/9/2014 7:56	29.27	84.7	5.74	4.3	SR4	29/9/2014 13:56	29.97	87.7	5.85	3.3	SR4	29/9/2014 19:56	29.68	83.9	5.62	2.8
SR4	29/9/2014 2:01	29.36	77.3	5.17	3.5	SR4	29/9/2014 8:01	29.28	84.6	5.74	4.2	SR4	29/9/2014 14:01	29.97	87.5	5.84	3.7	SR4	29/9/2014 20:01	29.64	84.1	5.64	3.5
SR4	29/9/2014 2:06	29.35	78.9	5.29	3.3	SR4	29/9/2014 8:06	29.26	83.3	5.65	5.5	SR4	29/9/2014 14:06	30.04	88.2	5.87	3.7	SR4	29/9/2014 20:06	29.66	83.9	5.63	3.1
SR4	29/9/2014 2:11	29.38	78.4	5.27	3.7	SR4	29/9/2014 8:11	29.27	83.7	5.68	5.1	SR4	29/9/2014 14:11	29.98	87.7	5.85	3.8	SR4	29/9/2014 20:11	29.64	83.9	5.62	3.8
SR4	29/9/2014 2:16	29.37	78.2	5.24	3.9	SR4	29/9/2014 8:16	29.27	84.2	5.72	5.1	SR4	29/9/2014 14:16	29.97	87.4	5.82	3.9	SR4	29/9/2014 20:16	29.64	84.0	5.63	3.3
SR4	29/9/2014 2:21	29.34	81.1	5.45	3.8	SR4	29/9/2014 8:21	29.33	83.4	5.66	4.6	SR4	29/9/2014 14:21	30.00	87.8	5.85	4.1	SR4	29/9/2014 20:21	29.61	84.4	5.66	4.4
SR4	29/9/2014 2:26	29.32	79.2	5.32	4.0	SR4	29/9/2014 8:26	29.32	83.8	5.69	4.0	SR4	29/9/2014 14:26	30.00	87.8	5.85	3.6	SR4	29/9/2014 20:26	29.61	84.7	5.68	4.2
SR4	29/9/2014 2:31	29.33	79.3	5.33	3.5	SR4	29/9/2014 8:31	29.28	83.9	5.70	5.1	SR4	29/9/2014 14:31	30.00	86.6	5.77	2.9	SR4	29/9/2014 20:31	29.55	83.8	5.62	6.1
SR4	29/9/2014 2:36	29.29	79.5	5.34	3.9	SR4	29/9/2014 8:36	29.32	84.0	5.70	4.5	SR4	29/9/2014 14:36	30.00	87.8	5.85	3.5	SR4	29/9/2014 20:36	29.53	84.3	5.65	7.0
SR4	29/9/2014 2:41	29.29	79.2	5.32	3.6	SR4	29/9/2014 8:41	29.25	83.6	5.68	7.8	SR4	29/9/2014 14:41	29.90	85.3	5.70	4.6	SR4	29/9/2014 20:41	29.54	85.6	5.73	4.3
SR4	29/9/2014 2:46	29.26	79.6	5.35	4.2	SR4	29/9/2014 8:46	29.23	83.5	5.66	8.2	SR4	29/9/2014 14:46	29.95	85.9	5.73	3.1	SR4	29/9/2014 20:46	29.55	85.7	5.75	4.3
SR4	29/9/2014 2:51	29.24	80.3	5.39	4.7	SR4	29/9/2014 8:51	29.23	83.4	5.65	6.8	SR4	29/9/2014 14:51	30.01	85.9	5.73	2.6	SR4	29/9/2014 20:51	29.55	85.3	5.72	4.0
SR4	29/9/2014 2:56	29.21	78.6	5.27	5.3	SR4	29/9/2014 8:56	29.24	83.6	5.68	6.4	SR4	29/9/2014 14:56	29.99	84.7	5.65	2.9	SR4	29/9/2014 20:56	29.55	85.3	5.72	4.8
SR4	29/9/2014 3:01	29.21	79.8	5.36	5.2	SR4	29/9/2014 9:01	29.23	83.6	5.68	8.0	SR4	29/9/2014 15:01	29.85	83.1	5.55	4.6	SR4	29/9/2014 21:01	29.51	84.8	5.69	4.5
SR4	29/9/2014 3:06	29.22	77.8	5.23	4.5	SR4	29/9/2014 9:06	29.21	82.8	5.61	8.0	SR4	29/9/2014 15:06	30.02	86.8	5.79	3.5	SR4	29/9/2014 21:06	29.47	84.0	5.64	4.7
SR4	29/9/2014 3:11	29.22	78.4	5.25	6.5	SR4	29/9/2014 9:11	29.21	82.7	5.60	6.5	SR4	29/9/2014 15:11	29.99	86.4	5.76	3.0	SR4	29/9/2014 21:11	29.48	84.2	5.65	4.9
SR4	29/9/2014 3:16	29.23	77.7	5.22	4.3	SR4	29/9/2014 9:16	29.21	82.2	5.57	6.1	SR4	29/9/2014 15:16	29.96	87.0	5.80	3.6	SR4	29/9/2014 21:16	29.43	83.1	5.58	5.3
SR4	29/9/2014 3:21	29.23	79.8	5.37	4.2	SR4	29/9/2014 9:21	29.19	82.7	5.59	8.9	SR4	29/9/2014 15:21	29.99	86.2	5.75	3.1	SR4	29/9/2014 21:21	29.38	82.6	5.54	5.8
SR4	29/9/2014 3:26	29.21	77.5	5.21	6.5	SR4	29/9/2014 9:26	29.19	82.4	5.58	7.1	SR4	29/9/2014 15:26	30.15	88.0	5.85	2.3	SR4	29/9/2014 21:26	29.37	82.4	5.53	8.0
SR4	29/9/2014 3:31	29.28	75.3	5.06	2.9	SR4	29/9/2014 9:31	29.20	82.6	5.59	7.0	SR4	29/9/2014 15:31	30.01	87.5	5.82	3.5	SR4	29/9/2014 21:31	29.36	82.9	5.57	6.8
SR4	29/9/2014 3:36	29.28	75.5	5.08	2.7	SR4	29/9/2014 9:36	29.17	81.6	5.52	**11.1**	SR4	29/9/2014 15:36	29.98	86.5	5.76	3.0	SR4	29/9/2014 21:36	29.33	82.3	5.52	8.6
SR4	29/9/2014 3:41	29.28	75.0	5.05	3.5	SR4	29/9/2014 9:41	29.17	81.3	5.49	**10.6**	SR4	29/9/2014 15:41	30.11	87.8	5.83	2.5	SR4	29/9/2014 21:41	29.32	81.9	5.48	9.1
SR4	29/9/2014 3:46	29.32	72.2	4.86	2.1	SR4	29/9/2014 9:46	29.17	81.0	5.48	**12.5**	SR4	29/9/2014 15:46	29.75	83.1	5.55	6.9	SR4	29/9/2014 21:46	29.30	81.7	5.47	9.5
SR4	29/9/2014 3:51	29.29	76.7	5.17	2.9	SR4	29/9/2014 9:51	29.16	80.5	5.44	**13.3**	SR4	29/9/2014 15:51	30.06	87.0	5.78	2.9	SR4	29/9/2014 21:51	29.30	81.4	5.45	9.6
SR4	29/9/2014 3:56	29.26	78.0	5.26	3.2	SR4	29/9/2014 9:56	29.16	80.5	5.43	**11.6**	SR4	29/9/2014 15:56	30.17	85.3	5.67	2.4	SR4	29/9/2014 21:56	29.29	81.4	5.46	8.9
SR4	29/9/2014 4:01	29.28	77.0	5.19	3.3	SR4	29/9/2014 10:01	29.24	81.2	5.48	7.2	SR4	29/9/2014 16:01	29.89	83.5	5.57	5.7	SR4	29/9/2014 22:01	29.29	81.7	5.47	**10.1**
SR4	29/9/2014 4:06	29.28	76.7	5.18	2.8	SR4	29/9/2014 10:06	29.15	80.1	5.39	**11.8**	SR4	29/9/2014 16:06	29.56	82.5	5.52	5.2	SR4	29/9/2014 22:06	29.28	81.6	5.46	**10.6**
SR4	29/9/2014 4:11	29.28	77.5	5.23	3.5	SR4	29/9/2014 10:11	29.17	80.4	5.42	8.6	SR4	29/9/2014 16:11	29.73	80.9	5.41	6.0	SR4	29/9/2014 22:11	29.27	81.5	5.46	**10.2**
SR4	29/9/2014 4:16	29.27	77.6	5.22	2.8	SR4	29/9/2014 10:16	29.17	80.6	5.42	9.7	SR4	29/9/2014 16:16	29.50	81.3	5.45	6.1	SR4	29/9/2014 22:16	29.27	81.2	5.44	9.6
SR4	29/9/2014 4:21	29.26	77.0	5.18	3.2	SR4						SR4	29/9/2014 16:21	30.03	83.3	5.54	3.5	SR4	29/9/2014 22:21	29.26	81.5	5.46	**11.4**
SR4	29/9/2014 4:26	29.27	80.4	5.40	4.6	SR4						SR4	29/9/2014 16:26	29.81	80.0	5.34	5.4	SR4	29/9/2014 22:26	29.26	81.5	5.46	**10.1**
SR4	29/9/2014 4:31	29.27	80.0	5.38	3.5	SR4						SR4	29/9/2014 16:31	29.75	81.7	5.46	3.7	SR4	29/9/2014 22:31	29.26	81.0	5.43	9.6
SR4	29/9/2014 4:36	29.27	79.9	5.37	2.9	SR4	29/9/2014 10:36	29.21	81.8	5.47	6.7	SR4	29/9/2014 16:36	29.42	80.7	5.41	5.8	SR4	29/9/2014 22:36	29.25	81.0	5.42	8.5
SR4	29/9/2014 4:41	29.26	80.0	5.38	3.1	SR4	29/9/2014 10:41	29.21	79.5	5.32	7.8	SR4	29/9/2014 16:41	29.32	80.3	5.38	5.9	SR4	29/9/2014 22:41	29.21	80.7	5.41	**11.7**
SR4	29/9/2014 4:46	29.26	80.2	5.39	3.0	SR4	29/9/2014 10:46	29.16	79.1	5.29	**17.6**	SR4	29/9/2014 16:46	29.44	79.4	5.32	5.9	SR4	29/9/2014 22:46	29.23	80.6	5.40	9.0
SR4	29/9/2014 4:51	29.26	79.0	5.31	2.6	SR4	29/9/2014 10:51	29.17	79.4	5.31	7.8	SR4	29/9/2014 16:51	29.60	80.0	5.34	5.5	SR4	29/9/2014 22:51	29.24	80.8	5.41	7.5
SR4	29/9/2014 4:56	29.25	79.3	5.33	2.9	SR4	29/9/2014 10:56	29.22	79.7	5.32	6.8	SR4	29/9/2014 16:56	30.00	84.4	5.62	3.3	SR4	29/9/2014 22:56	29.22	80.7	5.40	9.8
SR4	29/9/2014 5:01	29.26	80.1	5.39	3.1	SR4	29/9/2014 11:01	29.16	80.0	5.35	8.1	SR4	29/9/2014 17:01	30.06	83.5	5.55	2.9	SR4	29/9/2014 23:01	29.25	81.1	5.43	7.2
SR4	29/9/2014 5:06	29.25	78.7	5.31	2.7	SR4	29/9/2014 11:06	29.18	81.7	5.46	7.0	SR4	29/9/2014 17:06	30.06	80.9	5.39	3.0	SR4	29/9/2014 23:06	29.26	81.4	5.46	7.7
SR4	29/9/2014 5:11	29.21	78.8	5.32	2.6	SR4	29/9/2014 11:11	29.20	80.6	5.40	6.2	SR4	29/9/2014 17:11	30.02	82.1	5.48	3.5	SR4	29/9/2014 23:11	29.26	80.9	5.42	6.6
SR4	29/9/2014 5:16	29.20	79.0	5.34	2.7	SR4	29/9/2014 11:16	29.42	81.9	5.47	5.2	SR4	29/9/2014 17:16	29.98	84.1	5.62	4.1	SR4	29/9/2014 23:16	29.27	81.1	5.44	6.0
SR4	29/9/2014 5:21	29.19	79.5	5.38	2.7	SR4	29/9/2014 11:21	29.68	85.3	5.69	4.4	SR4	29/9/2014 17:21	29.91	84.2	5.63	4.4	SR4	29/9/2014 23:21	29.28	80.9	5.42	4.9
SR4	29/9/2014 5:26	29.17	80.9	5.48	3.8	SR4	29/9/2014 11:26	29.59	84.8	5.68	4.5	SR4	29/9/2014 17:26	29.79	84.4	5.65	3.3	SR4	29/9/2014 23:26	29.29	80.4	5.39	4.8
SR4	29/9/2014 5:31	29.17	80.7	5.47	3.2	SR4	29/9/2014 11:31	29.46	84.2	5.64	5.8	SR4	29/9/2014 17:31	29.90	84.6	5.65	2.6	SR4	29/9/2014 23:31	29.30	81.0	5.43	4.2
SR4	29/9/2014 5:36	29.17	81.3	5.50	3.3	SR4	29/9/2014 11:36	29.56	84.8	5.68	4.5	SR4	29/9/2014 17:36	29.69	82.9	5.55	4.5	SR4	29/9/2014 23:36	29.30	80.6	5.41	3.9
SR4	29/9/2014 5:41	29.17	82.8	5.61	3.8	SR4	29/9/2014 11:41	29.43	84.3	5.66	4.7	SR4	29/9/2014 17:41	29.83	82.9	5.54	2.7	SR4	29/9/2014 23:41	29.31	80.5	5.40	3.6
SR4	29/9/2014 5:46	29.16	80.7	5.47	3.1	SR4	29/9/2014 11:46	29.49	84.7	5.67	4.4	SR4	29/9/2014 17:46	29.71	83.4	5.58	3.8	SR4	29/9/2014 23:46	29.30	79.7	5.36	2.9
SR4	29/9/2014 5:51	29.15	79.1	5.36	2.9	SR4	29/9/2014 11:51	29.50	84.8	5.68	5.2	SR4	29/9/2014 17:51	29.70	83.5	5.59	3.9	SR4	29/9/2014 23:51	29.33	81.9	5.50	3.5
SR4	29/9/2014 5:56	29.16	81.2	5.51	3.7	SR4	29/9/2014 11:56	29.43	83.8	5.61	5.3	SR4	29/9/2014 17:56	29.65	83.6	5.60	4.0	SR4	29/9/2014 23:56	29.36	81.8	5.49	3.7

Station	Timestamp	Temp (° C)	DO (%)	DO (mg/L)	Tur (NTU)	Station	Timestamp	Temp (° C)	DO (%)	DO (mg/L)	Tur (NTU)	Station	Timestamp	Temp (° C)	DO (%)	DO (mg/L)	Tur (NTU)	Station	Timestamp	Temp (°C)	DO (%)	DO (mg/L)	Tur (NTU)
SR5	29/9/2014 0:00	29.19	72.7	**4.72**	4.7	SR5	29/9/2014 6:00	29.45	76.8	**5.11**	4.4	SR5	29/9/2014 12:00	29.33	70.0	**4.56**	5.2	SR5	29/9/2014 18:00	30.22	86.9	5.69	3.4
SR5	29/9/2014 0:05	29.39	77.1	**5.03**	4.6	SR5	29/9/2014 6:05	29.44	76.8	**5.10**	4.5	SR5	29/9/2014 12:05	29.36	71.3	**4.64**	5.2	SR5	29/9/2014 18:05	30.21	87.2	5.72	3.1
SR5	29/9/2014 0:10	29.36	77.5	**5.07**	3.9	SR5	29/9/2014 6:10	29.44	76.1	**5.06**	4.2	SR5	29/9/2014 12:10	29.37	71.7	**4.67**	4.8	SR5	29/9/2014 18:10	30.21	87.7	5.77	2.8
SR5	29/9/2014 0:15	29.36	76.6	**5.00**	4.0	SR5	29/9/2014 6:15	29.44	76.2	**5.07**	4.5	SR5	29/9/2014 12:15	29.37	70.7	**4.60**	5.1	SR5	29/9/2014 18:15	30.21	86.8	5.70	3.0
SR5	29/9/2014 0:20	29.38	77.6	**5.07**	3.9	SR5	29/9/2014 6:20	29.39	77.4	**5.15**	4.4	SR5	29/9/2014 12:20	29.38	70.0	**4.56**	5.0	SR5	29/9/2014 18:20	30.21	86.6	5.68	3.2
SR5	29/9/2014 0:25	29.39	77.8	**5.09**	3.6	SR5	29/9/2014 6:25	29.42	77.3	**5.14**	4.5	SR5	29/9/2014 12:25	29.46	69.6	**4.54**	4.7	SR5	29/9/2014 18:25	30.21	86.2	5.65	3.5
SR5	29/9/2014 0:30	29.38	76.6	**5.00**	3.8	SR5	29/9/2014 6:30	29.45	76.8	**5.10**	5.4	SR5	29/9/2014 12:30	29.53	70.2	**4.58**	4.3	SR5	29/9/2014 18:30	30.22	86.1	5.65	2.9
SR5	29/9/2014 0:35	29.42	76.5	**5.00**	4.4	SR5	29/9/2014 6:35	29.37	78.2	**5.21**	5.0	SR5	29/9/2014 12:35	29.35	72.5	**4.72**	4.1	SR5	29/9/2014 18:35	30.23	86.9	5.70	3.0
SR5	29/9/2014 0:40	29.38	75.6	**4.93**	4.1	SR5	29/9/2014 6:40	29.39	78.2	**5.21**	5.1	SR5	29/9/2014 12:40	29.35	71.1	**4.63**	4.6	SR5	29/9/2014 18:40	30.26	87.9	5.76	2.8
SR5	29/9/2014 0:45	29.43	76.7	**5.02**	3.5	SR5	29/9/2014 6:45	29.40	77.6	**5.17**	4.8	SR5	29/9/2014 12:45	29.41	69.7	**4.54**	4.9	SR5	29/9/2014 18:45	30.25	87.9	5.77	2.8
SR5	29/9/2014 0:50	29.40	76.3	**4.99**	3.4	SR5	29/9/2014 6:50	29.40	76.5	**5.09**	4.8	SR5	29/9/2014 12:50	29.33	70.5	**4.58**	4.7	SR5	29/9/2014 18:50	30.26	87.7	5.75	3.2
SR5	29/9/2014 0:55	29.39	75.9	**4.96**	3.4	SR5	29/9/2014 6:55	29.39	76.0	**5.06**	4.4	SR5	29/9/2014 12:55	29.31	70.5	**4.58**	4.3	SR5	29/9/2014 18:55	30.26	87.4	5.73	2.8
SR5	29/9/2014 1:00	29.37	75.7	**4.95**	3.5	SR5	29/9/2014 7:00	29.37	76.3	**5.08**	4.0	SR5	29/9/2014 13:00	29.78	72.1	**4.68**	3.8	SR5	29/9/2014 19:00	30.25	87.8	5.76	2.8
SR5	29/9/2014 1:05	29.35	75.0	**4.90**	3.7	SR5	29/9/2014 7:05	29.38	75.9	**5.05**	3.9	SR5	29/9/2014 13:05	29.82	77.9	**5.06**	3.6	SR5	29/9/2014 19:05	30.23	87.2	5.72	2.9
SR5	29/9/2014 1:10	29.27	77.1	**5.04**	4.1	SR5	29/9/2014 7:10	29.40	76.5	**5.09**	4.3	SR5	29/9/2014 13:10	29.84	79.3	**5.16**	4.2	SR5	29/9/2014 19:10	30.21	85.0	5.58	2.8
SR5	29/9/2014 1:15	29.32	74.5	**4.87**	4.0	SR5	29/9/2014 7:15	29.42	76.1	**5.06**	4.8	SR5	29/9/2014 13:15	29.82	79.0	**5.14**	4.4	SR5	29/9/2014 19:15	30.20	81.6	**5.36**	2.7
SR5	29/9/2014 1:20	29.31	75.3	**4.92**	3.9	SR5	29/9/2014 7:20	29.43	76.9	**5.11**	4.9	SR5	29/9/2014 13:20	29.81	78.9	**5.13**	4.3	SR5	29/9/2014 19:20	30.20	82.6	5.42	3.0
SR5	29/9/2014 1:25	29.32	75.0	**4.90**	4.2	SR5	29/9/2014 7:25	29.39	74.2	**4.94**	4.0	SR5	29/9/2014 13:25	29.82	78.5	**5.10**	4.3	SR5	29/9/2014 19:25	30.18	82.9	5.44	3.6
SR5	29/9/2014 1:30	29.31	73.8	**4.82**	3.9	SR5	29/9/2014 7:30	29.40	75.4	**5.02**	4.3	SR5	29/9/2014 13:30	29.81	78.4	**5.10**	4.2	SR5	29/9/2014 19:30	30.19	82.7	5.43	3.2
SR5	29/9/2014 1:35	29.31	74.3	**4.85**	4.3	SR5	29/9/2014 7:35	29.43	77.6	**5.16**	4.5	SR5	29/9/2014 13:35	29.81	78.0	**5.07**	4.6	SR5	29/9/2014 19:35	30.18	83.5	5.48	3.0
SR5	29/9/2014 1:40	29.30	74.3	**4.85**	4.4	SR5	29/9/2014 7:40	29.43	76.9	**5.12**	4.5	SR5	29/9/2014 13:40	29.85	77.7	**5.05**	4.3	SR5	29/9/2014 19:40	30.19	84.8	5.57	3.7
SR5	29/9/2014 1:45	29.28	74.6	**4.87**	4.1	SR5	29/9/2014 7:45	29.45	78.2	**5.20**	4.3	SR5	29/9/2014 13:45	29.81	77.2	**5.02**	4.3	SR5	29/9/2014 19:45	30.17	83.2	5.46	3.0
SR5	29/9/2014 1:50	29.29	74.8	**4.89**	3.2	SR5	29/9/2014 7:50	29.43	76.8	**5.11**	4.6	SR5	29/9/2014 13:50	29.85	76.3	**4.96**	4.4	SR5	29/9/2014 19:50	30.19	86.0	5.65	2.8
SR5	29/9/2014 1:55	29.30	74.0	**4.83**	3.8	SR5	29/9/2014 7:55	29.45	76.5	**5.09**	4.6	SR5	29/9/2014 13:55	29.86	79.1	**5.14**	4.2	SR5	29/9/2014 19:55	30.11	86.9	5.73	2.5
SR5	29/9/2014 2:00	29.29	75.4	**4.93**	3.1	SR5	29/9/2014 8:00	29.42	75.7	**5.04**	3.8	SR5	29/9/2014 14:00	29.84	79.3	**5.15**	4.4	SR5	29/9/2014 20:00	30.18	85.2	5.60	2.5
SR5	29/9/2014 2:05	29.28	76.8	**5.03**	3.5	SR5	29/9/2014 8:05	29.42	76.3	**5.08**	3.8	SR5	29/9/2014 14:05	29.97	79.7	**5.17**	4.0	SR5	29/9/2014 20:05	30.16	83.9	5.51	2.6
SR5	29/9/2014 2:10	29.28	76.1	**4.97**	3.6	SR5	29/9/2014 8:10	29.43	75.9	**5.05**	4.3	SR5	29/9/2014 14:10	29.99	79.8	**5.17**	4.2	SR5	29/9/2014 20:10	30.17	83.6	5.49	2.6
SR5	29/9/2014 2:15	29.30	76.6	**5.01**	3.9	SR5	29/9/2014 8:15	29.43	75.3	**5.01**	3.9	SR5	29/9/2014 14:15	29.95	79.5	**5.16**	**10.1**	SR5	29/9/2014 20:15	30.16	83.7	5.50	2.8
SR5	29/9/2014 2:20	29.30	76.5	**5.01**	3.6	SR5	29/9/2014 8:20	29.45	75.0	**4.99**	4.5	SR5	29/9/2014 14:20	29.92	79.8	**5.17**	4.1	SR5	29/9/2014 20:20	30.16	82.9	5.44	2.5
SR5	29/9/2014 2:25	29.29	76.0	**4.97**	3.5	SR5	29/9/2014 8:25	29.49	74.9	**4.97**	4.7	SR5	29/9/2014 14:25	29.90	79.8	**5.18**	4.7	SR5	29/9/2014 20:25	30.16	81.6	**5.36**	2.7
SR5	29/9/2014 2:30	29.29	76.0	**4.97**	3.6	SR5	29/9/2014 8:30	29.49	75.6	**5.02**	4.5	SR5	29/9/2014 14:30	29.99	79.8	**5.17**	3.8	SR5	29/9/2014 20:30	30.16	81.7	**5.37**	2.7
SR5	29/9/2014 2:35	29.32	76.3	**5.00**	4.2	SR5	29/9/2014 8:35	29.50	76.1	**5.05**	5.3	SR5	29/9/2014 14:35	29.97	79.7	**5.17**	4.0	SR5	29/9/2014 20:35	30.17	81.0	**5.32**	2.8
SR5	29/9/2014 2:40	29.35	77.5	**5.08**	3.5	SR5	29/9/2014 8:40	29.50	76.1	**5.05**	4.7	SR5	29/9/2014 14:40	29.94	79.8	**5.17**	4.3	SR5	29/9/2014 20:40	30.17	79.8	**5.24**	2.6
SR5	29/9/2014 2:45	29.36	77.4	**5.07**	3.5	SR5	29/9/2014 8:45	29.51	75.9	**5.03**	4.8	SR5	29/9/2014 14:45	29.87	79.7	**5.18**	4.6	SR5	29/9/2014 20:45	30.15	82.8	5.43	2.7
SR5	29/9/2014 2:50	29.35	78.2	**5.14**	3.9	SR5	29/9/2014 8:50	29.52	76.6	**5.06**	4.8	SR5	29/9/2014 14:50	29.87	79.3	**5.15**	4.1	SR5	29/9/2014 20:50	30.15	81.4	**5.34**	2.8
SR5	29/9/2014 2:55	29.34	78.1	**5.14**	3.5	SR5	29/9/2014 8:55	29.53	76.5	**5.06**	4.6	SR5	29/9/2014 14:55	29.94	77.5	**5.03**	3.6	SR5	29/9/2014 20:55	30.14	79.6	**5.23**	2.8
SR5	29/9/2014 3:00	29.31	79.9	**5.27**	3.1	SR5	29/9/2014 9:00	29.54	76.5	**5.06**	4.7	SR5	29/9/2014 15:00	29.94	77.2	**5.01**	3.5	SR5	29/9/2014 21:00	30.14	81.9	**5.37**	3.3
SR5	29/9/2014 3:05	29.36	79.2	**5.22**	3.4	SR5	29/9/2014 9:05	29.55	76.1	**5.03**	4.6	SR5	29/9/2014 15:05	29.90	79.0	**5.13**	4.0	SR5	29/9/2014 21:05	30.15	80.8	**5.30**	3.1
SR5	29/9/2014 3:10	29.36	79.1	**5.22**	3.5	SR5	29/9/2014 9:10	29.54	76.0	**5.02**	4.6	SR5	29/9/2014 15:10	29.88	79.2	**5.14**	4.1	SR5	29/9/2014 21:10	30.12	82.3	5.40	2.8
SR5	29/9/2014 3:15	29.41	79.7	**5.26**	3.6	SR5	29/9/2014 9:15	29.55	75.9	**5.02**	4.8	SR5	29/9/2014 15:15	29.96	80.9	**5.25**	3.7	SR5	29/9/2014 21:15	30.13	80.8	**5.30**	3.0
SR5	29/9/2014 3:20	29.40	79.7	**5.26**	3.3	SR5	29/9/2014 9:20	29.54	76.0	**5.02**	4.6	SR5	29/9/2014 15:20	30.03	82.7	**5.37**	3.2	SR5	29/9/2014 21:20	30.06	79.3	**5.20**	2.8
SR5	29/9/2014 3:25	29.40	79.5	**5.24**	2.8	SR5	29/9/2014 9:25	29.51	75.6	**4.99**	4.9	SR5	29/9/2014 15:25	30.01	81.7	**5.30**	3.0	SR5	29/9/2014 21:25	30.10	77.9	**5.12**	2.6
SR5	29/9/2014 3:30	29.42	79.5	**5.24**	3.8	SR5	29/9/2014 9:30	29.50	74.2	**4.90**	5.4	SR5	29/9/2014 15:30	30.03	79.1	**5.13**	2.9	SR5	29/9/2014 21:30	30.00	77.8	**5.10**	3.2
SR5	29/9/2014 3:35	29.41	80.2	**5.30**	3.2	SR5	29/9/2014 9:35	29.49	73.7	**4.86**	5.6	SR5	29/9/2014 15:35	29.98	80.2	**5.20**	3.1	SR5	29/9/2014 21:35	29.84	75.2	**4.91**	4.0
SR5	29/9/2014 3:40	29.39	79.3	**5.24**	3.8	SR5	29/9/2014 9:40	29.49	74.5	**4.91**	5.7	SR5	29/9/2014 15:40	30.04	80.7	**5.23**	3.1	SR5	29/9/2014 21:40	29.66	75.3	**4.91**	3.6
SR5	29/9/2014 3:45	29.38	79.4	**5.25**	3.9	SR5	29/9/2014 9:45	29.44	73.2	**4.81**	5.4	SR5	29/9/2014 15:45	30.04	81.7	**5.30**	3.1	SR5	29/9/2014 21:45	29.59	75.1	**4.89**	4.0
SR5	29/9/2014 3:50	29.36	79.8	**5.30**	3.5	SR5	29/9/2014 9:50	29.44	72.8	**4.79**	6.0	SR5	29/9/2014 15:50	29.99	80.2	**5.21**	3.0	SR5	29/9/2014 21:50	29.57	75.8	**4.93**	4.0
SR5	29/9/2014 3:55	29.43	79.1	**5.24**	4.8	SR5	29/9/2014 9:55	29.41	73.0	**4.79**	6.1	SR5	29/9/2014 15:55	29.96	79.3	**5.15**	3.3	SR5	29/9/2014 21:55	29.56	75.8	**4.93**	4.1
SR5	29/9/2014 4:00	29.42	78.7	**5.20**	4.8	SR5	29/9/2014 10:00	29.40	71.9	**4.72**	5.7	SR5	29/9/2014 16:00	29.96	78.8	**5.12**	3.1	SR5	29/9/2014 22:00	29.56	75.7	**4.92**	4.3
SR5	29/9/2014 4:05	29.42	79.0	**5.23**	4.8	SR5	29/9/2014 10:05	29.38	72.3	**4.74**	5.9	SR5	29/9/2014 16:05	30.03	80.3	**5.20**	3.6	SR5	29/9/2014 22:05	29.56	75.6	**4.92**	3.7
SR5	29/9/2014 4:10	29.42	78.7	**5.20**	4.9	SR5	29/9/2014 10:10	29.39	72.1	**4.73**	5.8	SR5	29/9/2014 16:10	30.05	82.5	**5.36**	3.0	SR5	29/9/2014 22:10	29.55	75.5	**4.91**	3.9
SR5	29/9/2014 4:15	29.40	79.0	**5.23**	4.5	SR5	29/9/2014 10:15	29.39	72.7	**4.76**	5.5	SR5	29/9/2014 16:15	30.01	82.4	**5.36**	3.1	SR5	29/9/2014 22:15	29.55	75.4	**4.90**	4.0
SR5	29/9/2014 4:20	29.42	78.5	**5.20**	4.7	SR5	29/9/2014 10:20	29.40	71.8	**4.71**	6.0	SR5	29/9/2014 16:20	29.95	81.9	**5.33**	3.5	SR5	29/9/2014 22:20	29.55	73.9	**4.81**	3.5
SR5	29/9/2014 4:25	29.41	78.8	**5.21**	4.2	SR5	29/9/2014 10:25	29.39	72.1	**4.72**	6.5	SR5	29/9/2014 16:25	29.91	81.3	**5.29**	3.0	SR5	29/9/2014 22:25	29.55	75.3	**4.89**	3.6
SR5	29/9/2014 4:30	29.41	78.6	**5.20**	4.7	SR5	29/9/2014 10:30	29.39	71.7	**4.69**	5.9	SR5	29/9/2014 16:30	29.93	80.8	**5.26**	3.3	SR5	29/9/2014 22:30	29.53	75.3	**4.89**	3.5
SR5	29/9/2014 4:35	29.39	78.8	**5.22**	4.2	SR5	29/9/2014 10:35	29.36	71.7	**4.69**	6.3	SR5	29/9/2014 16:35	29.91	80.9	**5.26**	3.3	SR5	29/9/2014 22:35	29.54	75.0	**4.87**	3.8
SR5	29/9/2014 4:40	29.40	78.6	**5.20**	4.6	SR5	29/9/2014 10:40	29.38	71.5	**4.68**	5.9	SR5	29/9/2014 16:40	29.92	80.7	**5.25**	3.2	SR5	29/9/2014 22:40	29.53	74.4	**4.84**	4.4
SR5	29/9/2014 4:45	29.40	78.3	**5.18**	4.6	SR5	29/9/2014 10:45	29.36	71.3	**4.66**	6.2	SR5	29/9/2014 16:45	29.92	80.8	**5.26**	3.3	SR5	29/9/2014 22:45	29.52	74.4	**4.83**	3.9
SR5	29/9/2014 4:50	29.35	78.8	**5.23**	4.3	SR5	29/9/2014 10:50	29.36	71.8	**4.70**	7.3	SR5	29/9/2014 16:50	29.92	80.5	**5.24**	3.3	SR5	29/9/2014 22:50	29.52	73.7	**4.79**	4.1
SR5	29/9/2014 4:55	29.41	78.7	**5.22**	4.3	SR5	29/9/2014 10:55	29.37	71.6	**4.68**	5.8	SR5	29/9/2014 16:55	30.09	85.0	5.53	3.6	SR5	29/9/2014 22:55	29.51	71.9	**4.67**	4.1
SR5	29/9/2014 5:00	29.45	78.7	**5.22**	4.1	SR5	29/9/2014 11:00	29.34	72.3	**4.73**	6.0	SR5	29/9/2014 17:00	30.25	87.5	5.70	3.3	SR5	29/9/2014 23:00	29.51	71.8	**4.67**	4.0
SR5	29/9/2014 5:05	29.43	78.9	**5.24**	3.9	SR5	29/9/2014 11:05	29.34	70.3	**4.60**	5.8	SR5	29/9/2014 17:05	30.14	85.6	5.58	3.7	SR5	29/9/2014 23:05	29.50	71.8	**4.66**	4.4
SR5	29/9/2014 5:10	29.46	79.1	**5.26**	3.9	SR5	29/9/2014 11:10	29.33	70.1	**4.58**	6.5	SR5	29/9/2014 17:10	30.15	85.3	5.56	3.8	SR5	29/9/2014 23:10	29.49	72.2	**4.69**	4.8
SR5	29/9/2014 5:15	29.39	79.1	**5.28**	3.8	SR5	29/9/2014 11:15	29.33	70.8	**4.63**	5.9	SR5	29/9/2014 17:15	30.20	86.0	5.62	3.9	SR5	29/9/2014 23:15	29.48	72.6	**4.71**	3.8
SR5	29/9/2014 5:20	29.41	78.7	**5.25**	4.1	SR5	29/9/2014 11:20	29.31	70.2	**4.58**	5.9	SR5	29/9/2014 17:20	30.20	85.8	5.60	3.4	SR5	29/9/2014 23:20	29.48	72.2	**4.69**	4.5
SR5	29/9/2014 5:25	29.45	78.3	**5.21**	4.2	SR5	29/9/2014 11:25	29.30	70.3	**4.58**	5.6	SR5	29/9/2014 17:25	30.19	85.6	5.59	3.8	SR5	29/9/2014 23:25	29.46	72.0	**4.67**	3.9
SR5	29/9/2014 5:30	29.45	78.1	**5.19**	4.5	SR5	29/9/2014 11:30	29.31	70.4	**4.59**	6.3	SR5	29/9/2014 17:30	30.19	85.5	5.58	3.7	SR5	29/9/2014 23:30	29.44	71.2	**4.62**	4.1
SR5	29/9/2014 5:35	29.43	78.1	**5.19**	4.5	SR5	29/9/2014 11:35	29.30	71.8	**4.68**	5.9	SR5	29/9/2014 17:35	30.18	84.8	5.53	3.7	SR5	29/9/2014 23:35	29.43	71.3	**4.63**	4.3
SR5	29/9/2014 5:40	29.41	78.0	**5.19**	4.1	SR5	29/9/2014 11:40	29.30	69.9	**4.55**	5.8	SR5	29/9/2014 17:40	30.19	85.6	5.59	3.4	SR5	29/9/2014 23:40	29.43	70.2	**4.56**	4.2
SR5	29/9/2014 5:45	29.43	77.8	**5.17**	4.5	SR5	29/9/2014 11:45	29.30	69.5	**4.52**	5.9	SR5	29/9/2014 17:45	30.21	87.4	5.73	3.4	SR5	29/9/2014 23:45	29.39	70.6	**4.58**	4.8
SR5	29/9/2014 5:50	29.44	77.6	**5.16**	4.7	SR5	29/9/2014 11:50	29.31	69.3	**4.52**	4.9	SR5	29/9/2014 17:50	30.20	86.6	5.67	3.5	SR5	29/9/2014 23:50	29.39	70.8	**4.59**	4.1
SR5	29/9/2014 5:55	29.45	77.3	**5.14**	5.2	SR5	29/9/2014 11:55	29.33	70.0	**4.57**	5.3	SR5	29/9/2014 17:55	30.22	87.4	5.73	3.2	SR5	29/9/2014 23:55	29.34	70.5	**4.57**	4.4

Station	Timestamp	Temp (° C)	DO (%)	DO (mg/L)	Tur (NTU)	Station	Timestamp	Temp (° C)	DO (%)	DO (mg/L)	Tur (NTU)	Station	Timestamp	Temp (° C)	DO (%)	DO (mg/L)	Tur (NTU)	Station	Timestamp	Temp (°C)	DO (%)	DO (mg/L)	Tur (NTU)
SR9	29/9/2014 0:00	29.83	150.5	9.67	1.8	SR9	29/9/2014 6:00	29.36	128.7	8.33	1.1	SR9	29/9/2014 12:00	29.46	129.0	8.37	3.7	SR9	29/9/2014 18:00	29.83	172.2	11.08	2.5
SR9	29/9/2014 0:05	29.82	150.5	9.67	1.5	SR9	29/9/2014 6:05	29.34	128.1	8.29	1.4	SR9	29/9/2014 12:05	29.52	131.5	8.52	3.3	SR9	29/9/2014 18:05	29.90	175.8	11.30	2.7
SR9	29/9/2014 0:10	29.80	149.6	9.62	1.9	SR9	29/9/2014 6:10	29.35	128.5	8.32	1.5	SR9	29/9/2014 12:10	29.47	129.9	8.43	3.6	SR9	29/9/2014 18:10	29.83	173.3	11.14	2.6
SR9	29/9/2014 0:15	29.78	148.5	9.56	1.9	SR9	29/9/2014 6:15	29.37	128.8	8.34	1.4	SR9	29/9/2014 12:15	29.50	131.0	8.49	3.8	SR9	29/9/2014 18:15	29.89	173.6	11.16	2.7
SR9	29/9/2014 0:20	29.79	148.9	9.55	2.2	SR9	29/9/2014 6:20	29.36	128.7	8.32	1.0	SR9	29/9/2014 12:20	29.50	128.4	8.33	3.6	SR9	29/9/2014 18:20	29.79	171.4	11.03	2.6
SR9	29/9/2014 0:25	29.78	148.5	9.52	2.0	SR9	29/9/2014 6:25	29.37	128.8	8.33	1.5	SR9	29/9/2014 12:25	29.55	128.6	8.33	3.5	SR9	29/9/2014 18:25	29.74	165.6	10.67	3.1
SR9	29/9/2014 0:30	29.76	147.5	9.46	1.7	SR9	29/9/2014 6:30	29.38	127.2	8.24	1.7	SR9	29/9/2014 12:30	29.41	125.0	8.10	**5.7**	SR9	29/9/2014 18:30	29.78	167.7	10.80	3.4
SR9	29/9/2014 0:35	29.76	147.2	9.44	1.9	SR9	29/9/2014 6:35	29.37	127.5	8.26	1.4	SR9	29/9/2014 12:35	29.49	125.5	8.11	4.7	SR9	29/9/2014 18:35	29.79	168.1	10.82	3.0
SR9	29/9/2014 0:40	29.77	147.0	9.44	2.2	SR9	29/9/2014 6:40	29.37	127.2	8.25	2.5	SR9	29/9/2014 12:40	29.46	126.4	8.18	**5.2**	SR9	29/9/2014 18:40	29.79	166.9	10.74	3.1
SR9	29/9/2014 0:45	29.76	146.9	9.42	2.4	SR9	29/9/2014 6:45	29.37	127.9	8.29	1.5	SR9	29/9/2014 12:45	29.48	125.9	8.15	**4.8**	SR9	29/9/2014 18:45	29.80	165.0	10.62	2.9
SR9	29/9/2014 0:50	29.75	146.3	9.38	2.2	SR9	29/9/2014 6:50	29.38	128.3	8.32	1.6	SR9	29/9/2014 12:50	29.45	125.4	8.11	4.5	SR9	29/9/2014 18:50	29.81	162.6	10.47	3.1
SR9	29/9/2014 0:55	29.75	145.9	9.36	2.1	SR9	29/9/2014 6:55	29.38	128.0	8.30	2.5	SR9	29/9/2014 12:55	29.43	124.0	8.03	**5.1**	SR9	29/9/2014 18:55	29.82	164.0	10.55	2.7
SR9	29/9/2014 1:00	29.75	145.7	9.37	2.1	SR9	29/9/2014 7:00	29.35	127.5	8.27	1.2	SR9	29/9/2014 13:00	29.45	125.2	8.10	**5.0**	SR9	29/9/2014 19:00	29.83	164.3	10.57	3.0
SR9	29/9/2014 1:05	29.72	144.9	9.33	2.1	SR9	29/9/2014 7:05	29.34	126.5	8.20	1.0	SR9	29/9/2014 13:05	29.43	126.1	8.17	**5.2**	SR9	29/9/2014 19:05	29.85	165.1	10.64	2.7
SR9	29/9/2014 1:10	29.69	144.8	9.34	2.0	SR9	29/9/2014 7:10	29.30	122.1	7.93	1.6	SR9	29/9/2014 13:10	29.44	126.3	8.18	**5.2**	SR9	29/9/2014 19:10	29.77	161.2	10.40	2.8
SR9	29/9/2014 1:15	29.65	144.4	9.33	2.7	SR9	29/9/2014 7:15	29.31	123.2	7.99	1.5	SR9	29/9/2014 13:15	29.44	127.6	8.27	**4.9**	SR9	29/9/2014 19:15	29.76	158.0	10.19	3.1
SR9	29/9/2014 1:20	29.65	143.9	9.27	2.5	SR9	29/9/2014 7:20	29.34	124.7	8.09	2.0	SR9	29/9/2014 13:20	29.45	128.7	8.34	4.7	SR9	29/9/2014 19:20	29.72	155.8	10.03	3.4
SR9	29/9/2014 1:25	29.63	143.4	9.24	2.2	SR9	29/9/2014 7:25	29.34	124.9	8.11	2.1	SR9	29/9/2014 13:25	29.43	130.6	8.47	4.5	SR9	29/9/2014 19:25	29.68	151.4	9.70	3.4
SR9	29/9/2014 1:30	29.63	142.8	9.19	2.8	SR9	29/9/2014 7:30	29.35	124.7	8.09	1.5	SR9	29/9/2014 13:30	29.44	131.2	8.50	**4.9**	SR9	29/9/2014 19:30	29.67	147.7	9.50	3.8
SR9	29/9/2014 1:35	29.62	142.3	9.15	2.3	SR9	29/9/2014 7:35	29.36	124.2	8.05	1.4	SR9	29/9/2014 13:35	29.50	134.0	8.68	4.3	SR9	29/9/2014 19:35	29.66	145.0	9.33	3.9
SR9	29/9/2014 1:40	29.62	141.3	9.11	2.7	SR9	29/9/2014 7:40	29.37	124.3	8.06	2.3	SR9	29/9/2014 13:40	29.47	135.3	8.76	4.3	SR9	29/9/2014 19:40	29.66	143.6	9.24	3.4
SR9	29/9/2014 1:45	29.60	139.5	9.00	2.2	SR9	29/9/2014 7:45	29.39	126.0	8.17	1.3	SR9	29/9/2014 13:45	29.54	140.1	9.06	4.0	SR9	29/9/2014 19:45	29.64	142.2	9.19	4.3
SR9	29/9/2014 1:50	29.50	136.3	8.80	1.8	SR9	29/9/2014 7:50	29.40	126.7	8.21	1.6	SR9	29/9/2014 13:50	29.53	147.4	9.54	3.5	SR9	29/9/2014 19:50	29.64	141.3	9.13	3.8
SR9	29/9/2014 1:55	29.52	136.3	8.79	1.8	SR9	29/9/2014 7:55	29.41	125.7	8.15	1.7	SR9	29/9/2014 13:55	29.60	150.7	9.75	3.5	SR9	29/9/2014 19:55	29.65	141.2	9.13	3.9
SR9	29/9/2014 2:00	29.53	135.7	8.75	2.1	SR9	29/9/2014 8:00	29.37	123.1	7.98	1.9	SR9	29/9/2014 14:00	29.59	149.5	9.66	4.3	SR9	29/9/2014 20:00	29.65	141.4	9.14	4.0
SR9	29/9/2014 2:05	29.52	135.3	8.73	2.0	SR9	29/9/2014 8:05	29.38	122.0	7.91	2.2	SR9	29/9/2014 14:05	29.62	150.0	9.69	3.8	SR9	29/9/2014 20:05	29.64	139.5	9.02	4.1
SR9	29/9/2014 2:10	29.51	134.7	8.71	1.8	SR9	29/9/2014 8:10	29.37	120.7	7.82	2.1	SR9	29/9/2014 14:10	29.58	148.2	9.59	3.8	SR9	29/9/2014 20:10	29.65	140.3	9.08	4.2
SR9	29/9/2014 2:15	29.52	134.8	8.71	1.8	SR9	29/9/2014 8:15	29.36	119.0	7.71	2.2	SR9	29/9/2014 14:15	29.56	148.4	9.60	4.1	SR9	29/9/2014 20:15	29.65	139.7	9.04	4.2
SR9	29/9/2014 2:20	29.51	134.3	8.67	2.1	SR9	29/9/2014 8:20	29.36	119.6	7.76	2.2	SR9	29/9/2014 14:20	29.57	149.4	9.68	3.8	SR9	29/9/2014 20:20	29.63	137.3	8.88	4.5
SR9	29/9/2014 2:25	29.51	134.1	8.67	1.7	SR9	29/9/2014 8:25	29.37	120.4	7.81	2.2	SR9	29/9/2014 14:25	29.55	150.6	9.76	4.0	SR9	29/9/2014 20:25	29.64	137.5	8.89	4.3
SR9	29/9/2014 2:30	29.52	134.6	8.70	1.2	SR9	29/9/2014 8:30	29.34	117.2	7.61	2.7	SR9	29/9/2014 14:30	29.54	149.5	9.66	**6.1**	SR9	29/9/2014 20:30	29.70	146.8	9.49	3.9
SR9	29/9/2014 2:35	29.55	136.0	8.78	1.7	SR9	29/9/2014 8:35	29.30	115.0	7.46	2.9	SR9	29/9/2014 14:35	29.53	146.1	9.44	4.4	SR9	29/9/2014 20:35	29.69	146.2	9.46	4.0
SR9	29/9/2014 2:40	29.54	135.6	8.76	1.3	SR9	29/9/2014 8:40	29.27	114.1	7.42	2.6	SR9	29/9/2014 14:40	29.54	146.5	9.48	4.1	SR9	29/9/2014 20:40	29.69	147.8	9.49	4.3
SR9	29/9/2014 2:45	29.53	134.9	8.73	1.6	SR9	29/9/2014 8:45	29.24	112.7	7.33	2.8	SR9	29/9/2014 14:45	29.54	147.0	9.49	4.2	SR9	29/9/2014 20:45	29.70	150.7	9.75	4.0
SR9	29/9/2014 2:50	29.52	133.7	8.65	3.1	SR9	29/9/2014 8:50	29.26	113.6	7.38	2.7	SR9	29/9/2014 14:50	29.54	147.5	9.53	4.1	SR9	29/9/2014 20:50	29.68	146.3	9.46	**4.8**
SR9	29/9/2014 2:55	29.49	132.5	8.58	2.3	SR9	29/9/2014 8:55	29.25	112.9	7.35	2.6	SR9	29/9/2014 14:55	29.54	147.9	9.56	3.9	SR9	29/9/2014 20:55	29.69	145.0	9.38	4.0
SR9	29/9/2014 3:00	29.45	130.5	8.45	4.7	SR9	29/9/2014 9:00	29.24	112.1	7.29	2.5	SR9	29/9/2014 15:00	29.56	149.2	9.63	4.3	SR9	29/9/2014 21:00	29.68	143.9	9.32	4.2
SR9	29/9/2014 3:05	29.49	132.6	8.58	1.5	SR9	29/9/2014 9:05	29.24	110.5	7.18	2.2	SR9	29/9/2014 15:05	29.57	150.0	9.68	4.1	SR9	29/9/2014 21:05	29.65	139.4	9.02	4.7
SR9	29/9/2014 3:10	29.51	133.7	8.65	2.0	SR9	29/9/2014 9:10	29.26	111.3	7.23	2.5	SR9	29/9/2014 15:10	29.57	150.2	9.71	4.2	SR9	29/9/2014 21:10	29.65	139.3	9.01	4.4
SR9	29/9/2014 3:15	29.50	133.4	8.63	1.8	SR9	29/9/2014 9:15	29.25	111.1	7.23	2.4	SR9	29/9/2014 15:15	29.56	151.3	9.77	4.0	SR9	29/9/2014 21:15	29.63	138.3	8.94	4.2
SR9	29/9/2014 3:20	29.50	133.5	8.63	1.2	SR9	29/9/2014 9:20	29.26	111.7	7.26	2.3	SR9	29/9/2014 15:20	29.58	153.1	9.89	4.7	SR9	29/9/2014 21:20	29.64	139.0	8.99	4.6
SR9	29/9/2014 3:25	29.50	132.6	8.57	1.6	SR9	29/9/2014 9:25	29.29	112.2	7.29	2.5	SR9	29/9/2014 15:25	29.60	153.7	9.92	4.1	SR9	29/9/2014 21:25	29.63	138.7	8.97	4.0
SR9	29/9/2014 3:30	29.50	133.7	8.64	1.5	SR9	29/9/2014 9:30	29.28	113.7	7.39	2.8	SR9	29/9/2014 15:30	29.65	156.9	10.13	4.6	SR9	29/9/2014 21:30	29.60	136.7	8.86	4.2
SR9	29/9/2014 3:35	29.50	132.9	8.59	3.9	SR9	29/9/2014 9:35	29.34	113.1	7.35	2.3	SR9	29/9/2014 15:35	29.67	158.6	10.24	3.9	SR9	29/9/2014 21:35	29.61	138.2	8.95	3.6
SR9	29/9/2014 3:40	29.49	132.9	8.60	1.5	SR9	29/9/2014 9:40	29.38	112.5	7.31	2.4	SR9	29/9/2014 15:40	29.83	161.0	10.36	4.2	SR9	29/9/2014 21:40	29.62	138.8	8.97	3.7
SR9	29/9/2014 3:45	29.48	132.7	8.58	1.6	SR9	29/9/2014 9:45	29.37	113.4	7.37	2.1	SR9	29/9/2014 15:45	29.70	159.9	10.32	4.2	SR9	29/9/2014 21:45	29.62	139.1	8.90	3.8
SR9	29/9/2014 3:50	29.47	131.7	8.52	1.7	SR9	29/9/2014 9:50	29.43	112.3	7.29	2.2	SR9	29/9/2014 15:50	29.74	161.7	10.44	4.1	SR9	29/9/2014 21:50	29.60	136.4	8.75	3.8
SR9	29/9/2014 3:55	29.45	131.7	8.52	1.9	SR9	29/9/2014 9:55	29.38	112.4	7.30	2.1	SR9	29/9/2014 15:55	29.65	159.4	10.31	3.8	SR9	29/9/2014 21:55	29.57	133.1	8.55	4.0
SR9	29/9/2014 4:00	29.44	131.3	8.50	2.2	SR9	29/9/2014 10:00	29.41	111.8	7.25	2.4	SR9	29/9/2014 16:00	29.93	166.0	10.68	4.0	SR9	29/9/2014 22:00	29.59	134.7	8.65	3.5
SR9	29/9/2014 4:05	29.44	131.5	8.51	1.6	SR9	29/9/2014 10:05	29.40	112.6	7.31	2.2	SR9	29/9/2014 16:05	30.00	174.4	11.21	3.9	SR9	29/9/2014 22:05	29.61	136.2	8.73	3.3
SR9	29/9/2014 4:10	29.44	131.6	8.52	3.2	SR9	29/9/2014 10:10	29.36	114.6	7.44	2.2	SR9	29/9/2014 16:10	29.92	172.7	11.11	3.6	SR9	29/9/2014 22:10	29.60	135.2	8.67	3.3
SR9	29/9/2014 4:15	29.44	130.3	8.44	1.4	SR9	29/9/2014 10:15	29.43	114.6	7.42	2.2	SR9	29/9/2014 16:15	29.89	169.6	10.92	3.8	SR9	29/9/2014 22:15	29.59	135.0	8.65	3.3
SR9	29/9/2014 4:20	29.42	130.7	8.46	1.5	SR9	29/9/2014 10:20	29.41	116.3	7.54	3.0	SR9	29/9/2014 16:20	29.81	167.1	10.77	4.0	SR9	29/9/2014 22:20	29.57	134.3	8.60	3.7
SR9	29/9/2014 4:25	29.42	129.7	8.40	3.9	SR9	29/9/2014 10:25	29.44	115.6	7.50	2.3	SR9	29/9/2014 16:25	29.88	173.8	11.19	3.5	SR9	29/9/2014 22:25	29.58	135.2	8.66	3.6
SR9	29/9/2014 4:30	29.41	129.3	8.37	1.5	SR9	29/9/2014 10:30	29.41	117.1	7.59	2.9	SR9	29/9/2014 16:30	29.90	178.2	11.47	4.0	SR9	29/9/2014 22:30	29.58	137.6	8.81	3.0
SR9	29/9/2014 4:35	29.40	129.2	8.38	2.0	SR9	29/9/2014 10:35	29.41	117.9	7.65	4.3	SR9	29/9/2014 16:35	30.04	182.6	11.73	3.5	SR9	29/9/2014 22:35	29.58	137.1	8.78	3.0
SR9	29/9/2014 4:40	29.39	129.4	8.39	2.2	SR9	29/9/2014 10:40	29.50	116.4	7.55	2.6	SR9	29/9/2014 16:40	30.12	188.7	12.10	3.5	SR9	29/9/2014 22:40	29.57	138.3	8.85	3.3
SR9	29/9/2014 4:45	29.40	128.6	8.33	2.2	SR9	29/9/2014 10:45	29.44	117.9	7.65	2.5	SR9	29/9/2014 16:45	30.09	186.0	11.92	3.3	SR9	29/9/2014 22:45	29.57	139.8	8.95	3.2
SR9	29/9/2014 4:50	29.39	128.1	8.30	2.7	SR9	29/9/2014 10:50	29.60	117.5	7.61	2.1	SR9	29/9/2014 16:50	30.08	186.1	11.94	4.0	SR9	29/9/2014 22:50	29.57	140.0	8.97	2.8
SR9	29/9/2014 4:55	29.39	127.1	8.24	2.0	SR9	29/9/2014 10:55	29.58	118.8	7.70	2.2	SR9	29/9/2014 16:55	29.92	184.5	11.87	3.1	SR9	29/9/2014 22:55	29.54	138.7	8.89	3.0
SR9	29/9/2014 5:00	29.38	126.7	8.21	2.8	SR9	29/9/2014 11:00	29.57	119.9	7.78	2.3	SR9	29/9/2014 17:00	30.09	186.0	11.92	3.3	SR9	29/9/2014 23:00	29.52	136.9	8.87	2.6
SR9	29/9/2014 5:05	29.38	125.5	8.13	1.5	SR9	29/9/2014 11:05	29.63	122.1	7.91	2.0	SR9	29/9/2014 17:05	30.15	187.3	11.99	3.1	SR9	29/9/2014 23:05	29.53	135.5	8.75	2.9
SR9	29/9/2014 5:10	29.38	124.9	8.10	1.9	SR9	29/9/2014 11:10	29.68	125.3	8.11	2.0	SR9	29/9/2014 17:10	29.95	187.0	12.02	3.4	SR9	29/9/2014 23:10	29.55	138.9	8.97	2.6
SR9	29/9/2014 5:15	29.38	125.2	8.12	1.5	SR9	29/9/2014 11:15	29.63	124.6	8.07	2.1	SR9	29/9/2014 17:15	29.91	181.9	11.70	3.1	SR9	29/9/2014 23:15	29.55	146.1	9.45	2.1
SR9	29/9/2014 5:20	29.37	126.7	8.22	1.7	SR9	29/9/2014 11:20	29.62	124.6	8.06	2.3	SR9	29/9/2014 17:20	29.87	177.0	11.37	2.8	SR9	29/9/2014 23:20	29.56	146.0	9.44	2.3
SR9	29/9/2014 5:25	29.37	127.2	8.25	1.4	SR9	29/9/2014 11:25	29.63	124.5	8.06	2.7	SR9	29/9/2014 17:25	29.95	178.0	11.43	**5.2**	SR9	29/9/2014 23:25	29.55	149.0	9.64	2.2
SR9	29/9/2014 5:30	29.37	127.6	8.27	**15.1**	SR9	29/9/2014 11:30	29.59	125.1	8.10	2.9	SR9	29/9/2014 17:30	29.92	178.2	11.44	2.4	SR9	29/9/2014 23:30	29.56	148.2	9.58	2.1
SR9	29/9/2014 5:35	29.37	126.6	8.20	2.8	SR9	29/9/2014 11:35	29.57	125.2	8.11	2.9	SR9	29/9/2014 17:35	30.06	186.5	11.95	2.8	SR9	29/9/2014 23:35	29.55	152.2	9.84	1.9
SR9	29/9/2014 5:40	29.37	126.5	8.20	1.8	SR9	29/9/2014 11:40	29.51	125.2	8.12	3.4	SR9	29/9/2014 17:40	29.86	177.3	11.40	2.7	SR9	29/9/2014 23:40	29.55	151.6	9.80	1.8
SR9	29/9/2014 5:45	29.36	127.1	8.23	1.3	SR9	29/9/2014 11:45	29.58	126.6	8.20	2.9	SR9	29/9/2014 17:45	29.81	171.7	11.04	2.3	SR9	29/9/2014 23:45	29.56	152.1	9.83	2.3
SR9	29/9/2014 5:50	29.36	127.5	8.25	1.2	SR9	29/9/2014 11:50	29.53	127.4	8.25	3.2	SR9	29/9/2014 17:50	29.75	167.4	10.78	2.6	SR9	29/9/2014 23:50	29.55	151.9	9.82	4.2
SR9	29/9/2014 5:55	29.35	126.8	8.20	1.0	SR9	29/9/2014 11:55	29.59	129.5	8.38	3.1	SR9	29/9/2014 17:55	29.87	174.6	11.22	2.8	SR9	29/9/2014 23:55	29.54	153.0	9.86	1.8

Station	Timestamp	Temp (° C)	DO (%)	DO (mg/L)	Tur (NTU)	Station	Timestamp	Temp (° C)	DO (%)	DO (mg/L)	Tur (NTU)	Station	Timestamp	Temp (° C)	DO (%)	DO (mg/L)	Tur (NTU)	Station	Timestamp	Temp (°C)	DO (%)	DO (mg/L)	Tur (NTU)
SR10	29/9/2014 0:00	29.32	69.3	**4.67**	2.8	SR10	29/9/2014 6:00	29.10	80.8	**5.51**	3.1	SR10	29/9/2014 12:00	29.23	71.3	**4.85**	4.3	SR10	29/9/2014 18:00	29.65	89.1	6.04	2.1
SR10	29/9/2014 0:05	29.23	67.4	**4.54**	4.3	SR10	29/9/2014 6:05	29.11	80.8	**5.51**	3.1	SR10	29/9/2014 12:05	29.29	70.5	**4.78**	3.8	SR10	29/9/2014 18:05	29.67	88.9	6.02	2.3
SR10	29/9/2014 0:10	29.15	63.9	**4.31**	3.5	SR10	29/9/2014 6:10	29.08	80.4	**5.49**	2.9	SR10	29/9/2014 12:10	29.25	70.1	**4.75**	3.7	SR10	29/9/2014 18:10	29.65	88.6	6.01	2.1
SR10	29/9/2014 0:15	29.12	64.4	**4.33**	3.9	SR10	29/9/2014 6:15	29.09	80.1	**5.45**	2.5	SR10	29/9/2014 12:15	29.33	68.2	**4.63**	4.1	SR10	29/9/2014 18:15	29.67	87.7	**5.93**	**5.6**
SR10	29/9/2014 0:20	29.05	74.9	**5.06**	**5.5**	SR10	29/9/2014 6:20	29.06	79.2	**5.41**	2.9	SR10	29/9/2014 12:20	29.30	67.5	**4.57**	3.5	SR10	29/9/2014 18:20	29.71	87.4	**5.91**	2.5
SR10	29/9/2014 0:25	29.04	79.4	**5.36**	**5.8**	SR10	29/9/2014 6:25	29.09	79.6	**5.43**	4.2	SR10	29/9/2014 12:25	29.24	66.2	**4.48**	3.8	SR10	29/9/2014 18:25	29.68	87.5	**5.92**	2.4
SR10	29/9/2014 0:30	29.05	79.3	**5.36**	**5.6**	SR10	29/9/2014 6:30	29.09	79.5	**5.42**	4.0	SR10	29/9/2014 12:30	29.23	64.3	**4.36**	4.2	SR10	29/9/2014 18:30	29.67	87.3	**5.91**	2.4
SR10	29/9/2014 0:35	29.17	72.0	**4.86**	4.6	SR10	29/9/2014 6:35	29.08	79.3	**5.41**	3.4	SR10	29/9/2014 12:35	29.22	64.2	**4.35**	**5.5**	SR10	29/9/2014 18:35	29.66	87.1	**5.90**	2.3
SR10	29/9/2014 0:40	29.14	71.1	**4.81**	4.2	SR10	29/9/2014 6:40	29.05	78.6	**5.37**	2.5	SR10	29/9/2014 12:40	29.27	65.4	**4.44**	4.1	SR10	29/9/2014 18:40	29.69	87.0	**5.88**	2.7
SR10	29/9/2014 0:45	29.18	76.3	**5.15**	3.7	SR10	29/9/2014 6:45	29.04	78.3	**5.36**	2.8	SR10	29/9/2014 12:45	29.30	66.4	**4.50**	**4.8**	SR10	29/9/2014 18:45	29.72	87.1	**5.88**	2.7
SR10	29/9/2014 0:50	29.18	75.0	**5.06**	3.6	SR10	29/9/2014 6:50	29.05	77.8	**5.31**	3.1	SR10	29/9/2014 12:50	29.33	61.7	**4.18**	4.2	SR10	29/9/2014 18:50	29.73	87.2	**5.88**	2.7
SR10	29/9/2014 0:55	29.18	76.0	**5.14**	4.0	SR10	29/9/2014 6:55	29.03	78.0	**5.33**	2.7	SR10	29/9/2014 12:55	29.32	63.2	**4.28**	4.1	SR10	29/9/2014 18:55	29.71	86.6	**5.85**	2.8
SR10	29/9/2014 1:00	29.19	77.6	**5.23**	4.0	SR10	29/9/2014 7:00	29.05	78.0	**5.33**	2.6	SR10	29/9/2014 13:00	29.46	65.5	**4.43**	3.5	SR10	29/9/2014 19:00	29.71	86.7	**5.85**	3.0
SR10	29/9/2014 1:05	29.20	79.2	**5.34**	3.5	SR10	29/9/2014 7:05	29.05	77.7	**5.31**	2.5	SR10	29/9/2014 13:05	29.42	64.3	**4.34**	3.4	SR10	29/9/2014 19:05	29.71	87.0	**5.87**	2.9
SR10	29/9/2014 1:10	29.19	77.2	**5.20**	3.7	SR10	29/9/2014 7:10	29.05	78.2	**5.34**	2.4	SR10	29/9/2014 13:10	29.58	65.4	**4.42**	2.8	SR10	29/9/2014 19:10	29.69	86.7	**5.85**	2.5
SR10	29/9/2014 1:15	29.19	76.4	**5.16**	3.7	SR10	29/9/2014 7:15	29.06	78.0	**5.33**	2.6	SR10	29/9/2014 13:15	29.57	81.7	**5.53**	1.9	SR10	29/9/2014 19:15	29.70	85.9	**5.80**	2.8
SR10	29/9/2014 1:20	29.21	77.4	**5.22**	4.1	SR10	29/9/2014 7:20	29.02	77.7	**5.31**	2.5	SR10	29/9/2014 13:20	29.64	79.8	**5.39**	2.8	SR10	29/9/2014 19:20	29.66	86.5	**5.84**	2.8
SR10	29/9/2014 1:25	29.21	80.2	**5.41**	3.6	SR10	29/9/2014 7:25	29.01	77.5	**5.30**	2.5	SR10	29/9/2014 13:25	29.47	78.7	**5.32**	3.3	SR10	29/9/2014 19:25	29.63	86.3	**5.83**	2.2
SR10	29/9/2014 1:30	29.22	78.5	**5.30**	3.5	SR10	29/9/2014 7:30	29.01	77.5	**5.30**	2.7	SR10	29/9/2014 13:30	29.38	78.2	**5.30**	3.1	SR10	29/9/2014 19:30	29.60	86.5	**5.86**	2.3
SR10	29/9/2014 1:35	29.24	81.7	**5.52**	2.0	SR10	29/9/2014 7:35	29.04	77.7	**5.31**	**9.3**	SR10	29/9/2014 13:35	29.46	80.0	**5.41**	3.2	SR10	29/9/2014 19:35	29.56	86.5	**5.86**	4.6
SR10	29/9/2014 1:40	29.06	81.9	**5.56**	2.4	SR10	29/9/2014 7:40	28.98	76.3	**5.22**	2.3	SR10	29/9/2014 13:40	29.46	80.3	**5.44**	4.0	SR10	29/9/2014 19:40	29.65	86.5	**5.86**	2.4
SR10	29/9/2014 1:45	29.06	83.1	**5.63**	**4.8**	SR10	29/9/2014 7:45	29.03	77.5	**5.30**	3.1	SR10	29/9/2014 13:45	29.35	81.0	**5.49**	3.0	SR10	29/9/2014 19:45	29.64	85.8	**5.81**	2.3
SR10	29/9/2014 1:50	29.07	82.9	**5.62**	**6.0**	SR10	29/9/2014 7:50	29.03	77.6	**5.30**	2.4	SR10	29/9/2014 13:50	29.38	80.2	**5.43**	3.0	SR10	29/9/2014 19:50	29.62	79.8	**5.40**	2.4
SR10	29/9/2014 1:55	29.08	83.5	**5.65**	2.5	SR10	29/9/2014 7:55	29.08	76.7	**5.23**	2.7	SR10	29/9/2014 13:55	29.38	82.6	**5.60**	3.6	SR10	29/9/2014 19:55	29.61	76.6	**5.19**	2.7
SR10	29/9/2014 2:00	29.08	83.4	**5.64**	4.1	SR10	29/9/2014 8:00	29.06	78.6	**5.37**	2.5	SR10	29/9/2014 14:00	29.45	85.8	**5.80**	2.5	SR10	29/9/2014 20:00	29.63	84.5	**5.72**	2.4
SR10	29/9/2014 2:05	29.07	83.9	**5.70**	3.2	SR10	29/9/2014 8:05	29.07	79.2	**5.41**	2.8	SR10	29/9/2014 14:05	29.45	87.3	**5.91**	2.0	SR10	29/9/2014 20:05	29.63	78.7	**5.34**	2.1
SR10	29/9/2014 2:10	29.08	83.8	**5.68**	3.5	SR10	29/9/2014 8:10	29.05	78.5	**5.36**	2.7	SR10	29/9/2014 14:10	29.45	87.5	**5.93**	1.7	SR10	29/9/2014 20:10	29.60	83.7	**5.68**	2.3
SR10	29/9/2014 2:15	29.07	83.7	**5.67**	2.0	SR10	29/9/2014 8:15	29.08	78.8	**5.38**	2.5	SR10	29/9/2014 14:15	29.46	87.6	**5.93**	1.8	SR10	29/9/2014 20:15	29.62	74.0	**5.01**	2.3
SR10	29/9/2014 2:20	29.05	84.0	**5.69**	2.6	SR10	29/9/2014 8:20	29.08	79.0	**5.38**	2.4	SR10	29/9/2014 14:20	29.56	87.6	**5.92**	1.7	SR10	29/9/2014 20:20	29.62	72.5	**4.91**	1.2
SR10	29/9/2014 2:25	29.05	83.4	**5.64**	**4.8**	SR10	29/9/2014 8:25	29.08	78.7	**5.38**	2.8	SR10	29/9/2014 14:25	29.74	88.7	**5.96**	1.9	SR10	29/9/2014 20:25	29.62	71.4	**4.82**	2.3
SR10	29/9/2014 2:30	29.07	84.2	**5.69**	**4.9**	SR10	29/9/2014 8:30	29.08	77.8	**5.31**	3.9	SR10	29/9/2014 14:30	29.88	89.7	6.03	1.9	SR10	29/9/2014 20:30	29.61	68.5	**4.63**	2.2
SR10	29/9/2014 2:35	29.08	83.0	**5.60**	**6.6**	SR10	29/9/2014 8:35	29.08	76.9	**5.25**	2.5	SR10	29/9/2014 14:35	29.83	88.4	**5.94**	1.9	SR10	29/9/2014 20:35	29.61	69.2	**4.68**	1.9
SR10	29/9/2014 2:40	29.08	82.1	**5.55**	3.9	SR10	29/9/2014 8:40	29.09	72.9	**4.97**	2.3	SR10	29/9/2014 14:40	29.85	88.0	**5.92**	1.5	SR10	29/9/2014 20:40	29.62	68.4	**4.64**	1.0
SR10	29/9/2014 2:45	29.06	82.0	**5.56**	2.6	SR10	29/9/2014 8:45	29.09	73.0	**5.00**	2.3	SR10	29/9/2014 14:45	29.83	88.4	**5.95**	2.1	SR10	29/9/2014 20:45	29.64	67.2	**4.54**	1.9
SR10	29/9/2014 2:50	29.07	79.8	**5.41**	2.8	SR10	29/9/2014 8:50	29.10	73.0	**4.99**	2.4	SR10	29/9/2014 14:50	29.87	85.7	**5.76**	1.9	SR10	29/9/2014 20:50	29.63	69.6	**4.71**	2.1
SR10	29/9/2014 2:55	29.06	79.5	**5.38**	3.1	SR10	29/9/2014 8:55	29.11	72.7	**4.96**	2.3	SR10	29/9/2014 14:55	29.91	86.9	**5.84**	1.7	SR10	29/9/2014 20:55	29.64	66.2	**4.47**	1.9
SR10	29/9/2014 3:00	29.06	78.2	**5.30**	2.5	SR10	29/9/2014 9:00	29.12	72.4	**4.94**	2.6	SR10	29/9/2014 15:00	29.81	85.8	**5.78**	2.0	SR10	29/9/2014 21:00	29.63	67.2	**4.54**	2.7
SR10	29/9/2014 3:05	29.08	81.9	**5.54**	2.2	SR10	29/9/2014 9:05	29.11	68.2	**4.65**	2.3	SR10	29/9/2014 15:05	29.68	84.4	**5.69**	1.8	SR10	29/9/2014 21:05	29.63	67.6	**4.57**	1.7
SR10	29/9/2014 3:10	29.08	82.2	**5.54**	3.8	SR10	29/9/2014 9:10	29.12	71.1	**4.86**	2.7	SR10	29/9/2014 15:10	29.53	86.0	**5.81**	2.1	SR10	29/9/2014 21:10	29.62	66.1	**4.47**	2.1
SR10	29/9/2014 3:15	29.08	80.1	**5.41**	2.3	SR10	29/9/2014 9:15	29.12	70.0	**4.78**	2.7	SR10	29/9/2014 15:15	29.50	86.3	**5.83**	1.7	SR10	29/9/2014 21:15	29.63	66.9	**4.52**	3.0
SR10	29/9/2014 3:20	29.08	81.0	**5.47**	2.8	SR10	29/9/2014 9:20	29.13	68.7	**4.68**	3.2	SR10	29/9/2014 15:20	29.47	87.3	**5.90**	1.7	SR10	29/9/2014 21:20	29.63	66.8	**4.52**	2.2
SR10	29/9/2014 3:25	29.08	79.8	**5.38**	2.5	SR10	29/9/2014 9:25	29.14	69.8	**4.76**	2.1	SR10	29/9/2014 15:25	29.45	86.4	**5.85**	1.8	SR10	29/9/2014 21:25	29.62	67.6	**4.57**	2.0
SR10	29/9/2014 3:30	29.08	81.4	**5.50**	2.6	SR10	29/9/2014 9:30	29.14	66.9	**4.56**	2.5	SR10	29/9/2014 15:30	29.44	85.5	**5.79**	1.5	SR10	29/9/2014 21:30	29.62	67.5	**4.56**	1.9
SR10	29/9/2014 3:35	29.08	80.9	**5.47**	1.9	SR10	29/9/2014 9:35	29.14	66.3	**4.52**	2.8	SR10	29/9/2014 15:35	29.39	87.6	**5.93**	1.7	SR10	29/9/2014 21:35	29.63	66.5	**4.49**	1.9
SR10	29/9/2014 3:40	29.22	85.4	**5.77**	2.8	SR10	29/9/2014 9:40	29.15	65.6	**4.47**	2.4	SR10	29/9/2014 15:40	29.35	87.6	**5.93**	1.8	SR10	29/9/2014 21:40	29.63	72.9	**4.92**	3.4
SR10	29/9/2014 3:45	29.67	91.2	6.12	**12.6**	SR10	29/9/2014 9:45	29.14	66.6	**4.53**	2.6	SR10	29/9/2014 15:45	29.33	87.3	**5.88**	1.7	SR10	29/9/2014 21:45	29.61	70.8	**4.78**	1.5
SR10	29/9/2014 3:50	29.57	90.7	6.09	**6.1**	SR10	29/9/2014 9:50	29.14	68.8	**4.69**	2.6	SR10	29/9/2014 15:50	29.31	87.4	**5.91**	2.0	SR10	29/9/2014 21:50	29.60	73.7	**4.99**	2.5
SR10	29/9/2014 3:55	29.40	88.2	**5.94**	**5.3**	SR10	29/9/2014 9:55	29.14	68.5	**4.67**	3.8	SR10	29/9/2014 15:55	29.33	85.8	**5.81**	1.6	SR10	29/9/2014 21:55	29.60	75.2	**5.08**	2.2
SR10	29/9/2014 4:00	29.29	86.3	**5.83**	4.3	SR10	29/9/2014 10:00	29.15	70.0	**4.77**	2.7	SR10	29/9/2014 16:00	29.31	87.4	**5.92**	4.3	SR10	29/9/2014 22:00	29.59	75.2	**5.08**	2.3
SR10	29/9/2014 4:05	29.28	86.4	**5.85**	3.9	SR10	29/9/2014 10:05	29.16	70.4	**4.80**	4.6	SR10	29/9/2014 16:05	29.31	86.8	**5.88**	1.7	SR10	29/9/2014 22:05	29.57	75.4	**5.09**	2.5
SR10	29/9/2014 4:10	29.29	86.3	**5.84**	3.0	SR10	29/9/2014 10:10	29.15	71.3	**4.86**	3.9	SR10	29/9/2014 16:10	29.55	82.3	**5.56**	2.0	SR10	29/9/2014 22:10	29.58	78.4	**5.30**	1.8
SR10	29/9/2014 4:15	29.26	85.8	**5.81**	**5.9**	SR10	29/9/2014 10:15	29.14	72.6	**4.94**	4.3	SR10	29/9/2014 16:15	29.85	87.1	**5.88**	2.5	SR10	29/9/2014 22:15	29.58	78.9	**5.33**	2.9
SR10	29/9/2014 4:20	29.26	85.6	**5.79**	4.7	SR10	29/9/2014 10:20	29.15	72.0	**4.91**	3.5	SR10	29/9/2014 16:20	29.93	87.7	**5.91**	2.7	SR10	29/9/2014 22:20	29.56	77.7	**5.25**	3.0
SR10	29/9/2014 4:25	29.27	85.4	**5.77**	**4.9**	SR10	29/9/2014 10:25	29.18	72.2	**4.92**	2.6	SR10	29/9/2014 16:25	29.82	87.2	**5.89**	2.6	SR10	29/9/2014 22:25	29.55	75.5	**5.10**	2.1
SR10	29/9/2014 4:30	29.27	85.9	**5.81**	**14.4**	SR10	29/9/2014 10:30	29.20	73.0	**4.96**	3.0	SR10	29/9/2014 16:30	29.85	88.2	**5.94**	2.5	SR10	29/9/2014 22:30	29.56	75.8	**5.12**	2.7
SR10	29/9/2014 4:35	29.26	85.4	**5.78**	4.3	SR10	29/9/2014 10:35	29.18	72.1	**4.91**	3.7	SR10	29/9/2014 16:35	29.76	87.6	**5.92**	2.4	SR10	29/9/2014 22:35	29.56	79.4	**5.37**	3.2
SR10	29/9/2014 4:40	29.24	85.4	**5.76**	2.8	SR10	29/9/2014 10:40	29.20	71.0	**4.83**	2.9	SR10	29/9/2014 16:40	29.74	87.5	**5.91**	2.9	SR10	29/9/2014 22:40	29.57	80.9	**5.47**	3.1
SR10	29/9/2014 4:45	29.23	84.7	**5.73**	3.2	SR10	29/9/2014 10:45	29.20	73.1	**4.97**	3.3	SR10	29/9/2014 16:45	29.64	87.3	**5.92**	2.9	SR10	29/9/2014 22:45	29.56	79.4	**5.35**	3.0
SR10	29/9/2014 4:50	29.22	84.3	**5.71**	3.0	SR10	29/9/2014 10:50	29.19	73.9	**5.02**	**5.1**	SR10	29/9/2014 16:50	29.60	87.5	**5.93**	2.4	SR10	29/9/2014 22:50	29.55	76.8	**5.19**	3.8
SR10	29/9/2014 4:55	29.21	84.4	**5.72**	2.6	SR10	29/9/2014 10:55	29.24	71.6	**4.86**	3.1	SR10	29/9/2014 16:55	29.69	87.6	**5.93**	2.6	SR10	29/9/2014 22:55	29.53	68.5	**4.63**	3.2
SR10	29/9/2014 5:00	29.20	84.1	**5.69**	3.3	SR10	29/9/2014 11:00	29.20	74.3	**5.06**	4.1	SR10	29/9/2014 17:00	29.65	87.5	**5.93**	2.5	SR10	29/9/2014 23:00	29.49	67.0	**4.53**	2.9
SR10	29/9/2014 5:05	29.18	83.6	**5.67**	3.5	SR10	29/9/2014 11:05	29.25	73.0	**4.96**	3.6	SR10	29/9/2014 17:05	29.61	87.4	**5.92**	2.4	SR10	29/9/2014 23:05	29.51	66.7	**4.52**	3.7
SR10	29/9/2014 5:10	29.17	82.9	**5.63**	3.5	SR10	29/9/2014 11:10	29.21	71.9	**4.88**	4.7	SR10	29/9/2014 17:10	29.55	87.3	**5.92**	3.0	SR10	29/9/2014 23:10	29.47	61.3	**4.15**	2.9
SR10	29/9/2014 5:15	29.20	82.8	**5.63**	4.7	SR10	29/9/2014 11:15	29.28	67.3	**4.58**	3.2	SR10	29/9/2014 17:15	29.55	87.7	**5.95**	2.3	SR10	29/9/2014 23:15	29.49	60.5	**4.10**	2.7
SR10	29/9/2014 5:20	29.19	83.3	**5.65**	3.8	SR10	29/9/2014 11:20	29.25	70.8	**4.81**	**4.9**	SR10	29/9/2014 17:20	29.64	88.4	5.99	2.1	SR10	29/9/2014 23:20	29.50	60.2	**4.07**	2.6
SR10	29/9/2014 5:25	29.17	82.6	**5.61**	4.4	SR10	29/9/2014 11:25	29.26	67.5	**4.59**	4.0	SR10	29/9/2014 17:25	29.60	88.3	5.98	2.4	SR10	29/9/2014 23:25	29.51	69.2	**4.69**	2.2
SR10	29/9/2014 5:30	29.17	82.3	**5.58**	3.5	SR10	29/9/2014 11:30	29.26	67.1	**4.56**	3.9	SR10	29/9/2014 17:30	29.60	88.8	6.02	2.2	SR10	29/9/2014 23:30	29.51	71.7	**4.85**	2.2
SR10	29/9/2014 5:35	29.12	81.6	**5.55**	3.0	SR10	29/9/2014 11:35	29.27	66.5	**4.51**	4.0	SR10	29/9/2014 17:35	29.66	89.4	6.05	2.8	SR10	29/9/2014 23:35	29.49	64.5	**4.37**	2.1
SR10	29/9/2014 5:40	29.15	81.8	**5.56**	3.8	SR10	29/9/2014 11:40	29.24	68.2	**4.63**	4.2	SR10	29/9/2014 17:40	29.67	89.1	6.03	2.3	SR10	29/9/2014 23:40	29.51	71.6	**4.84**	**11.5**
SR10	29/9/2014 5:45	29.12	81.5	**5.54**	3.9	SR10	29/9/2014 11:45	29.19	73.4	**4.99**	**6.2**	SR10	29/9/2014 17:45	29.65	89.0	6.02	2.0	SR10	29/9/2014 23:45	29.48	62.2	**4.21**	**12.5**
SR10	29/9/2014 5:50	29.11	81.2	**5.52**	3.3	SR10	29/9/2014 11:50	29.19	75.5	**5.13**	**5.2**	SR10	29/9/2014 17:50	29.58	88.7	6.01	2.8	SR10	29/9/2014 23:50	29.48	62.6	**4.24**	2.2
SR10	29/9/2014 5:55	29.10	80.7	**5.49**	2.9	SR10	29/9/2014 11:55	29.23	72.0	**4.88**	4.3	SR10	29/9/2014 17:55	29.66	89.2	6.04	2.2	SR10	29/9/2014 23:55	29.52	66.1	**4.48**	1.3

Station	Timestamp	Temp (° C)	DO (%)	DO (mg/L)	Tur (NTU)	Station	Timestamp	Temp (° C)	DO (%)	DO (mg/L)	Tur (NTU)	Station	Timestamp	Temp (° C)	DO (%)	DO (mg/L)	Tur (NTU)	Station	Timestamp	Temp (°C)	DO (%)	DO (mg/L)	Tur (NTU)
SR11	29/9/2014 0:00	29.31	74.8	**4.79**	0.3	SR11	29/9/2014 6:00	29.09	65.5	**4.20**	0.6	SR11	29/9/2014 12:00	29.38	85.0	**5.46**	0.6	SR11	29/9/2014 18:00	29.39	83.1	**5.32**	0.6
SR11	29/9/2014 0:05	29.31	75.2	**4.82**	0.4	SR11	29/9/2014 6:05	29.10	66.7	**4.28**	0.5	SR11	29/9/2014 12:05	29.39	85.5	**5.49**	2.1	SR11	29/9/2014 18:05	29.45	81.7	**5.23**	0.4
SR11	29/9/2014 0:10	29.31	73.2	**4.69**	0.6	SR11	29/9/2014 6:10	29.18	71.7	**4.59**	0.2	SR11	29/9/2014 12:10	29.39	86.2	**5.53**	1.1	SR11	29/9/2014 18:10	29.41	81.3	**5.20**	0.5
SR11	29/9/2014 0:15	29.28	70.0	**4.48**	2.2	SR11	29/9/2014 6:15	29.17	72.0	**4.61**	1.5	SR11	29/9/2014 12:15	29.41	81.1	**5.20**	0.8	SR11	29/9/2014 18:15	29.41	82.8	**5.29**	0.3
SR11	29/9/2014 0:20	29.29	71.5	**4.59**	0.7	SR11	29/9/2014 6:20	29.14	71.5	**4.58**	0.1	SR11	29/9/2014 12:20	29.44	75.6	**4.85**	1.4	SR11	29/9/2014 18:20	29.40	84.5	**5.40**	0.5
SR11	29/9/2014 0:25	29.29	68.7	**4.41**	0.6	SR11	29/9/2014 6:25	29.23	74.4	**4.77**	0.4	SR11	29/9/2014 12:25	29.51	75.8	**4.85**	0.7	SR11	29/9/2014 18:25	29.42	80.0	**5.11**	0.4
SR11	29/9/2014 0:30	29.33	71.5	**4.58**	0.8	SR11	29/9/2014 6:30	29.16	79.9	**5.13**	0.6	SR11	29/9/2014 12:30	29.61	73.2	**4.68**	0.8	SR11	29/9/2014 18:30	29.42	83.5	**5.34**	0.3
SR11	29/9/2014 0:35	29.31	71.4	**4.57**	0.6	SR11	29/9/2014 6:35	29.25	85.2	**5.47**	0.5	SR11	29/9/2014 12:35	29.56	68.9	**4.42**	0.6	SR11	29/9/2014 18:35	29.44	81.8	**5.23**	1.7
SR11	29/9/2014 0:40	29.30	71.8	**4.59**	0.7	SR11	29/9/2014 6:40	29.25	86.0	**5.52**	0.5	SR11	29/9/2014 12:40	29.54	68.5	**4.39**	0.8	SR11	29/9/2014 18:40	29.40	87.8	**5.61**	0.8
SR11	29/9/2014 0:45	29.33	74.1	**4.75**	0.9	SR11	29/9/2014 6:45	29.27	85.2	**5.47**	0.5	SR11	29/9/2014 12:45	29.36	73.5	**4.71**	0.7	SR11	29/9/2014 18:45	29.45	88.1	**5.63**	1.6
SR11	29/9/2014 0:50	29.32	73.4	**4.70**	0.8	SR11	29/9/2014 6:50	29.27	85.1	**5.46**	1.2	SR11	29/9/2014 12:50	29.43	75.1	**4.81**	0.8	SR11	29/9/2014 18:50	29.39	88.6	**5.66**	0.5
SR11	29/9/2014 0:55	29.29	65.8	**4.22**	1.7	SR11	29/9/2014 6:55	29.27	85.1	**5.46**	1.0	SR11	29/9/2014 12:55	29.37	77.0	**4.93**	0.7	SR11	29/9/2014 18:55	29.40	88.0	**5.62**	0.6
SR11	29/9/2014 1:00	29.31	67.3	**4.31**	0.6	SR11	29/9/2014 7:00	29.25	84.5	**5.43**	1.1	SR11	29/9/2014 13:00	29.39	76.7	**4.91**	0.7	SR11	29/9/2014 19:00	29.45	89.0	**5.68**	0.6
SR11	29/9/2014 1:05	29.31	68.8	**4.40**	0.6	SR11	29/9/2014 7:05	29.25	84.0	**5.40**	0.8	SR11	29/9/2014 13:05	29.54	76.1	**4.87**	0.8	SR11	29/9/2014 19:05	29.42	87.7	**5.60**	0.3
SR11	29/9/2014 1:10	29.30	72.0	**4.61**	0.8	SR11	29/9/2014 7:10	29.27	84.5	**5.42**	1.0	SR11	29/9/2014 13:10	29.45	74.4	**4.76**	0.9	SR11	29/9/2014 19:10	29.44	85.7	**5.48**	0.9
SR11	29/9/2014 1:15	29.31	71.2	**4.55**	1.4	SR11	29/9/2014 7:15	29.25	84.6	**5.43**	1.0	SR11	29/9/2014 13:15	29.49	78.5	**5.02**	0.6	SR11	29/9/2014 19:15	29.42	86.7	**5.53**	0.8
SR11	29/9/2014 1:20	29.32	70.2	**4.49**	0.6	SR11	29/9/2014 7:20	29.24	83.9	**5.39**	0.8	SR11	29/9/2014 13:20	29.53	77.0	**4.92**	0.5	SR11	29/9/2014 19:20	29.44	85.4	**5.45**	1.8
SR11	29/9/2014 1:25	29.31	69.0	**4.42**	1.1	SR11	29/9/2014 7:25	29.24	83.0	**5.33**	0.8	SR11	29/9/2014 13:25	29.56	78.2	**5.00**	1.4	SR11	29/9/2014 19:25	29.52	88.4	**5.64**	2.6
SR11	29/9/2014 1:30	29.26	66.4	**4.26**	0.7	SR11	29/9/2014 7:30	29.22	83.7	**5.38**	0.7	SR11	29/9/2014 13:30	29.45	72.9	**4.67**	0.9	SR11	29/9/2014 19:30	29.54	87.0	**5.55**	0.9
SR11	29/9/2014 1:35	29.24	65.7	**4.21**	1.3	SR11	29/9/2014 7:35	29.23	83.8	**5.39**	1.1	SR11	29/9/2014 13:35	29.52	83.6	**5.35**	0.4	SR11	29/9/2014 19:35	29.53	86.6	**5.53**	1.3
SR11	29/9/2014 1:40	29.25	65.6	**4.21**	1.0	SR11	29/9/2014 7:40	29.23	84.1	**5.41**	0.7	SR11	29/9/2014 13:40	29.58	81.4	**5.20**	0.7	SR11	29/9/2014 19:40	29.58	88.9	**5.67**	1.5
SR11	29/9/2014 1:45	29.26	65.5	**4.19**	0.7	SR11	29/9/2014 7:45	29.24	84.4	**5.43**	1.0	SR11	29/9/2014 13:45	29.55	82.6	**5.28**	0.3	SR11	29/9/2014 19:45	29.61	89.7	**5.72**	**9.5**
SR11	29/9/2014 1:50	29.24	68.6	**4.39**	0.7	SR11	29/9/2014 7:50	29.24	83.7	**5.38**	1.0	SR11	29/9/2014 13:50	29.45	78.9	**5.05**	0.7	SR11	29/9/2014 19:50	29.57	90.0	**5.74**	0.8
SR11	29/9/2014 1:55	29.24	66.1	**4.24**	0.6	SR11	29/9/2014 7:55	29.25	83.5	**5.37**	1.0	SR11	29/9/2014 13:55	29.39	83.5	**5.34**	0.4	SR11	29/9/2014 19:55	29.67	89.8	**5.72**	0.8
SR11	29/9/2014 2:00	29.23	72.7	**4.66**	1.7	SR11	29/9/2014 8:00	29.25	84.1	**5.40**	1.4	SR11	29/9/2014 14:00	29.45	85.3	**5.46**	2.0	SR11	29/9/2014 20:00	29.67	91.1	**5.81**	0.4
SR11	29/9/2014 2:05	29.23	73.5	**4.71**	0.8	SR11	29/9/2014 8:05	29.25	84.2	**5.42**	1.4	SR11	29/9/2014 14:05	29.41	83.5	**5.34**	0.4	SR11	29/9/2014 20:05	29.69	91.1	**5.81**	1.6
SR11	29/9/2014 2:10	29.23	74.9	**4.80**	1.2	SR11	29/9/2014 8:10	29.24	84.0	**5.40**	1.2	SR11	29/9/2014 14:10	29.42	84.3	**5.39**	0.6	SR11	29/9/2014 20:10	29.68	90.0	**5.74**	1.5
SR11	29/9/2014 2:15	29.22	78.6	**5.03**	0.7	SR11	29/9/2014 8:15	29.26	83.6	**5.38**	1.0	SR11	29/9/2014 14:15	29.48	82.8	**5.29**	0.5	SR11	29/9/2014 20:15	29.65	90.6	**5.78**	1.7
SR11	29/9/2014 2:20	29.22	75.3	**4.81**	0.8	SR11	29/9/2014 8:20	29.25	83.5	**5.38**	1.0	SR11	29/9/2014 14:20	29.54	85.7	**5.48**	0.7	SR11	29/9/2014 20:20	29.66	90.7	**5.79**	1.1
SR11	29/9/2014 2:25	29.22	78.7	**5.04**	0.4	SR11	29/9/2014 8:25	29.26	83.0	**5.35**	1.0	SR11	29/9/2014 14:25	29.58	85.3	**5.45**	0.9	SR11	29/9/2014 20:25	29.64	90.4	**5.77**	1.0
SR11	29/9/2014 2:30	29.22	79.7	**5.10**	0.8	SR11	29/9/2014 8:30	29.28	83.1	**5.35**	1.2	SR11	29/9/2014 14:30	29.58	87.0	**5.56**	0.8	SR11	29/9/2014 20:30	29.65	89.5	**5.72**	2.8
SR11	29/9/2014 2:35	29.21	76.4	**4.89**	0.4	SR11	29/9/2014 8:35	29.24	83.1	**5.34**	2.1	SR11	29/9/2014 14:35	29.65	86.4	**5.52**	0.2	SR11	29/9/2014 20:35	29.62	88.7	**5.67**	0.3
SR11	29/9/2014 2:40	29.21	76.6	**4.91**	0.2	SR11	29/9/2014 8:40	29.28	82.2	**5.29**	1.2	SR11	29/9/2014 14:40	29.61	85.9	**5.49**	0.3	SR11	29/9/2014 20:40	29.67	89.1	**5.68**	2.7
SR11	29/9/2014 2:45	29.21	72.2	**4.62**	0.1	SR11	29/9/2014 8:45	29.24	82.7	**5.32**	1.2	SR11	29/9/2014 14:45	29.58	85.3	**5.45**	0.3	SR11	29/9/2014 20:45	29.65	88.4	**5.64**	0.4
SR11	29/9/2014 2:50	29.20	72.9	**4.67**	0.5	SR11	29/9/2014 8:50	29.24	82.9	**5.34**	1.7	SR11	29/9/2014 14:50	29.48	81.2	**5.19**	0.9	SR11	29/9/2014 20:50	29.61	88.0	**5.62**	0.7
SR11	29/9/2014 2:55	29.20	70.9	**4.53**	0.5	SR11	29/9/2014 8:55	29.24	82.9	**5.34**	1.9	SR11	29/9/2014 14:55	29.56	79.8	**5.09**	0.5	SR11	29/9/2014 20:55	29.55	87.2	**5.58**	0.6
SR11	29/9/2014 3:00	29.19	69.5	**4.45**	0.3	SR11	29/9/2014 9:00	29.28	82.4	**5.31**	2.3	SR11	29/9/2014 15:00	29.51	79.6	**5.08**	0.8	SR11	29/9/2014 21:00	29.66	89.2	**5.69**	1.1
SR11	29/9/2014 3:05	29.18	69.3	**4.44**	0.9	SR11	29/9/2014 9:05	29.26	82.7	**5.31**	1.4	SR11	29/9/2014 15:05	29.56	78.6	**5.02**	0.6	SR11	29/9/2014 21:05	29.59	88.1	**5.63**	0.7
SR11	29/9/2014 3:10	29.18	71.6	**4.59**	0.2	SR11	29/9/2014 9:10	29.32	82.1	**5.28**	0.9	SR11	29/9/2014 15:10	29.56	78.4	**5.00**	2.2	SR11	29/9/2014 21:10	29.65	89.4	**5.71**	0.2
SR11	29/9/2014 3:15	29.18	74.1	**4.75**	1.3	SR11	29/9/2014 9:15	29.30	82.5	**5.30**	1.7	SR11	29/9/2014 15:15	29.60	79.9	**5.09**	0.5	SR11	29/9/2014 21:15	29.60	88.0	**5.62**	0.7
SR11	29/9/2014 3:20	29.17	72.6	**4.65**	0.5	SR11	29/9/2014 9:20	29.30	82.5	**5.30**	1.2	SR11	29/9/2014 15:20	29.62	80.5	**5.13**	0.3	SR11	29/9/2014 21:20	29.52	87.0	**5.57**	0.4
SR11	29/9/2014 3:25	29.17	72.9	**4.67**	1.9	SR11	29/9/2014 9:25	29.28	83.0	**5.33**	1.5	SR11	29/9/2014 15:25	29.63	79.3	**5.05**	1.0	SR11	29/9/2014 21:25	29.55	87.1	**5.58**	0.4
SR11	29/9/2014 3:30	29.16	64.1	**4.11**	0.4	SR11	29/9/2014 9:30	29.29	83.5	**5.36**	1.1	SR11	29/9/2014 15:30	29.62	78.4	**5.00**	0.2	SR11	29/9/2014 21:30	29.54	87.0	**5.57**	0.6
SR11	29/9/2014 3:35	29.15	66.8	**4.28**	1.3	SR11	29/9/2014 9:35	29.28	84.2	**5.41**	1.4	SR11	29/9/2014 15:35	29.63	80.9	**5.16**	0.2	SR11	29/9/2014 21:35	29.60	87.5	**5.59**	0.8
SR11	29/9/2014 3:40	29.14	63.0	**4.03**	0.5	SR11	29/9/2014 9:40	29.30	85.0	**5.45**	0.9	SR11	29/9/2014 15:40	29.62	78.8	**5.02**	0.2	SR11	29/9/2014 21:40	29.61	88.2	**5.64**	0.5
SR11	29/9/2014 3:45	29.14	60.7	**3.89**	0.4	SR11	29/9/2014 9:45	29.32	85.6	**5.49**	1.0	SR11	29/9/2014 15:45	29.56	79.9	**5.10**	1.3	SR11	29/9/2014 21:45	29.61	87.1	**5.56**	0.5
SR11	29/9/2014 3:50	29.14	58.6	**3.76**	0.1	SR11	29/9/2014 9:50	29.30	83.3	**5.35**	1.2	SR11	29/9/2014 15:50	29.58	78.9	**5.04**	0.2	SR11	29/9/2014 21:50	29.61	88.3	**5.64**	0.8
SR11	29/9/2014 3:55	29.15	65.1	**4.17**	2.1	SR11	29/9/2014 9:55	29.33	75.6	**4.85**	1.0	SR11	29/9/2014 15:55	29.56	78.1	**4.98**	0.4	SR11	29/9/2014 21:55	29.59	86.4	**5.52**	0.8
SR11	29/9/2014 4:00	29.17	65.2	**4.18**	0.5	SR11	29/9/2014 10:00	29.52	84.1	**5.39**	0.7	SR11	29/9/2014 16:00	29.59	76.5	**4.88**	0.4	SR11	29/9/2014 22:00	29.60	88.7	**5.66**	0.2
SR11	29/9/2014 4:05	29.16	65.0	**4.17**	0.7	SR11	29/9/2014 10:05	29.44	84.2	**5.40**	3.1	SR11	29/9/2014 16:05	29.61	76.4	**4.87**	2.6	SR11	29/9/2014 22:05	29.59	86.3	**5.51**	1.8
SR11	29/9/2014 4:10	29.17	64.8	**4.15**	0.7	SR11	29/9/2014 10:10	29.46	84.4	**5.41**	1.4	SR11	29/9/2014 16:10	29.61	76.3	**4.86**	0.1	SR11	29/9/2014 22:10	29.59	87.2	**5.57**	0.4
SR11	29/9/2014 4:15	29.16	67.4	**4.32**	1.1	SR11	29/9/2014 10:15	29.42	84.2	**5.40**	0.6	SR11	29/9/2014 16:15	29.61	76.1	**4.86**	0.1	SR11	29/9/2014 22:15	29.59	87.4	**5.58**	0.5
SR11	29/9/2014 4:20	29.17	63.7	**4.08**	0.7	SR11	29/9/2014 10:20	29.38	84.5	**5.42**	0.8	SR11	29/9/2014 16:20	29.56	78.1	**4.99**	0.9	SR11	29/9/2014 22:20	29.58	84.3	**5.39**	0.1
SR11	29/9/2014 4:25	29.16	63.2	**4.04**	0.8	SR11	29/9/2014 10:25	29.38	84.6	**5.43**	1.5	SR11	29/9/2014 16:25	29.51	79.5	**5.07**	0.8	SR11	29/9/2014 22:25	29.56	86.5	**5.53**	1.3
SR11	29/9/2014 4:30	29.16	62.9	**4.03**	1.2	SR11	29/9/2014 10:30	29.39	84.2	**5.41**	0.7	SR11	29/9/2014 16:30	29.53	76.0	**4.85**	1.0	SR11	29/9/2014 22:30	29.54	86.4	**5.53**	0.7
SR11	29/9/2014 4:35	29.15	66.0	**4.23**	**5.0**	SR11	29/9/2014 10:35	29.36	84.6	**5.44**	0.8	SR11	29/9/2014 16:35	29.53	75.8	**4.84**	0.2	SR11	29/9/2014 22:35	29.54	79.5	**5.10**	0.9
SR11	29/9/2014 4:40	29.15	68.2	**4.36**	1.0	SR11	29/9/2014 10:40	29.36	84.0	**5.40**	0.7	SR11	29/9/2014 16:40	29.57	75.7	**4.83**	0.2	SR11	29/9/2014 22:40	29.53	82.0	**5.25**	0.4
SR11	29/9/2014 4:45	29.15	67.9	**4.35**	1.0	SR11	29/9/2014 10:45	29.37	84.5	**5.43**	0.7	SR11	29/9/2014 16:45	29.63	76.4	**4.87**	0.1	SR11	29/9/2014 22:45	29.53	74.8	**4.79**	0.2
SR11	29/9/2014 4:50	29.14	67.4	**4.32**	1.4	SR11	29/9/2014 10:50	29.38	84.8	**5.45**	0.7	SR11	29/9/2014 16:50	29.54	75.8	**4.84**	0.4	SR11	29/9/2014 22:50	29.52	79.4	**5.09**	0.7
SR11	29/9/2014 4:55	29.13	66.1	**4.24**	0.5	SR11	29/9/2014 10:55	29.39	84.6	**5.44**	0.5	SR11	29/9/2014 16:55	29.58	77.6	**4.95**	0.5	SR11	29/9/2014 22:55	29.52	74.1	**4.74**	0.4
SR11	29/9/2014 5:00	29.13	65.4	**4.19**	0.6	SR11	29/9/2014 11:00	29.41	84.9	**5.45**	1.2	SR11	29/9/2014 17:00	29.53	77.5	**4.95**	0.5	SR11	29/9/2014 23:00	29.51	77.4	**4.95**	0.4
SR11	29/9/2014 5:05	29.11	66.7	**4.28**	0.3	SR11	29/9/2014 11:05	29.39	84.7	**5.44**	0.8	SR11	29/9/2014 17:05	29.49	79.9	**5.10**	0.9	SR11	29/9/2014 23:05	29.51	77.2	**4.94**	0.2
SR11	29/9/2014 5:10	29.11	65.6	**4.21**	0.6	SR11	29/9/2014 11:10	29.34	84.4	**5.43**	1.1	SR11	29/9/2014 17:10	29.66	75.7	**4.82**	0.1	SR11	29/9/2014 23:10	29.46	79.9	**5.13**	1.4
SR11	29/9/2014 5:15	29.13	69.0	**4.42**	0.6	SR11	29/9/2014 11:15	29.36	85.1	**5.46**	0.9	SR11	29/9/2014 17:15	29.37	81.0	**5.18**	0.4	SR11	29/9/2014 23:15	29.48	80.4	**5.16**	0.9
SR11	29/9/2014 5:20	29.09	66.6	**4.27**	0.4	SR11	29/9/2014 11:20	29.35	84.6	**5.43**	0.6	SR11	29/9/2014 17:20	29.47	80.7	**5.16**	0.6	SR11	29/9/2014 23:20	29.44	79.4	**5.09**	0.3
SR11	29/9/2014 5:25	29.10	67.6	**4.34**	0.3	SR11	29/9/2014 11:25	29.36	85.4	**5.48**	0.7	SR11	29/9/2014 17:25	29.51	79.3	**5.06**	0.2	SR11	29/9/2014 23:25	29.44	80.8	**5.19**	0.4
SR11	29/9/2014 5:30	29.09	66.4	**4.26**	1.1	SR11	29/9/2014 11:30	29.37	85.4	**5.49**	0.6	SR11	29/9/2014 17:30	29.52	78.4	**5.00**	0.1	SR11	29/9/2014 23:30	29.47	75.4	**4.83**	0.2
SR11	29/9/2014 5:35	29.10	71.4	**4.57**	0.5	SR11	29/9/2014 11:35	29.38	85.6	**5.50**	1.2	SR11	29/9/2014 17:35	29.50	78.6	**5.02**	0.2	SR11	29/9/2014 23:35	29.44	80.0	**5.13**	0.4
SR11	29/9/2014 5:40	29.09	66.4	**4.27**	1.7	SR11	29/9/2014 11:40	29.39	85.8	**5.51**	1.2	SR11	29/9/2014 17:40	29.50	78.7	**5.03**	0.1	SR11	29/9/2014 23:40	29.42	82.6	**5.30**	1.1
SR11	29/9/2014 5:45	29.10	69.4	**4.45**	0.4	SR11	29/9/2014 11:45	29.39	85.2	**5.47**	0.6	SR11	29/9/2014 17:45	29.50	79.1	**5.05**	0.9	SR11	29/9/2014 23:45	29.43	78.4	**5.03**	0.6
SR11	29/9/2014 5:50	29.10	67.2	**4.31**	0.5	SR11	29/9/2014 11:50	29.38	85.5	**5.48**	0.6	SR11	29/9/2014 17:50	29.49	79.1	**5.05**	0.3	SR11	29/9/2014 23:50	29.52	86.4	**5.53**	1.3
SR11	29/9/2014 5:55	29.10	71.2	**4.57**	1.1	SR11	29/9/2014 11:55	29.38	85.0	**5.46**	0.7	SR11	29/9/2014 17:55	29.48	82.4	**5.27**	0.9	SR11	29/9/2014 23:55	29.52	82.9	**5.31**	0.4

Station	Timestamp	Temp (° C)	DO (%)	DO (mg/L)	Tur (NTU)	Station	Timestamp	Temp (° C)	DO (%)	DO (mg/L)	Tur (NTU)	Station	Timestamp	Temp (° C)	DO (%)	DO (mg/L)	Tur (NTU)	Station	Timestamp	Temp (°C)	DO (%)	DO (mg/L)	Tur (NTU)
SR12	29/9/2014 0:01	29.11	66.6	4.34	5.1	SR12	29/9/2014 6:01	29.18	70.3	4.61	6.2	SR12	29/9/2014 12:01	29.35	65.6	4.26	4.7	SR12	29/9/2014 18:01	29.54	71.1	4.62	7.7
SR12	29/9/2014 0:06	29.13	66.9	4.36	4.7	SR12	29/9/2014 6:06	29.19	70.5	4.62	6.3	SR12	29/9/2014 12:06	29.33	63.4	4.11	5.0	SR12	29/9/2014 18:06	29.55	72.9	4.74	5.6
SR12	29/9/2014 0:11	29.14	66.4	4.33	5.5	SR12	29/9/2014 6:11	29.19	71.2	4.67	6.1	SR12	29/9/2014 12:11	29.31	62.0	4.03	4.5	SR12	29/9/2014 18:11	29.55	71.9	4.67	6.1
SR12	29/9/2014 0:16	29.14	66.0	4.30	6.0	SR12	29/9/2014 6:16	29.20	71.2	4.67	5.9	SR12	29/9/2014 12:16	29.97	70.8	4.57	2.5	SR12	29/9/2014 18:16	29.55	72.3	4.70	6.0
SR12	29/9/2014 0:21	29.14	65.6	4.27	5.4	SR12	29/9/2014 6:21	29.20	71.0	4.66	6.0	SR12	29/9/2014 12:21	29.45	69.4	4.50	4.3	SR12	29/9/2014 18:21	29.54	71.5	4.64	6.9
SR12	29/9/2014 0:26	29.16	66.5	4.34	4.7	SR12	29/9/2014 6:26	29.21	71.1	4.67	6.0	SR12	29/9/2014 12:26	29.52	66.1	4.28	3.9	SR12	29/9/2014 18:26	29.53	72.5	4.71	6.5
SR12	29/9/2014 0:31	29.19	66.6	4.35	5.0	SR12	29/9/2014 6:31	29.21	71.1	4.67	6.0	SR12	29/9/2014 12:31	29.38	67.5	4.38	3.9	SR12	29/9/2014 18:31	29.56	72.9	4.74	6.4
SR12	29/9/2014 0:36	29.24	69.7	4.55	4.1	SR12	29/9/2014 6:36	29.22	71.2	4.68	6.7	SR12	29/9/2014 12:36	29.53	69.9	4.53	3.5	SR12	29/9/2014 18:36	29.58	74.4	4.84	5.2
SR12	29/9/2014 0:41	29.25	69.1	4.52	4.0	SR12	29/9/2014 6:41	29.22	71.3	4.69	5.9	SR12	29/9/2014 12:41	29.46	67.7	4.39	3.5	SR12	29/9/2014 18:41	29.56	73.8	4.80	5.1
SR12	29/9/2014 0:46	29.27	68.6	4.48	4.4	SR12	29/9/2014 6:46	29.22	71.4	4.69	6.0	SR12	29/9/2014 12:46	29.54	69.3	4.49	3.1	SR12	29/9/2014 18:46	29.58	72.7	4.73	5.4
SR12	29/9/2014 0:51	29.29	69.2	4.52	4.5	SR12	29/9/2014 6:51	29.22	71.2	4.68	6.1	SR12	29/9/2014 12:51	29.46	68.6	4.45	3.6	SR12	29/9/2014 18:51	29.57	72.2	4.69	5.6
SR12	29/9/2014 0:56	29.32	70.5	4.61	4.0	SR12	29/9/2014 6:56	29.23	71.3	4.69	6.1	SR12	29/9/2014 12:56	29.43	68.7	4.45	3.4	SR12	29/9/2014 18:56	29.55	71.1	4.62	7.0
SR12	29/9/2014 1:01	29.32	70.6	4.61	4.2	SR12	29/9/2014 7:01	29.23	70.8	4.65	5.8	SR12	29/9/2014 13:01	29.34	64.2	4.17	3.8	SR12	29/9/2014 19:01	29.57	73.6	4.78	5.0
SR12	29/9/2014 1:06	29.32	70.4	4.61	4.3	SR12	29/9/2014 7:06	29.23	71.0	4.67	5.9	SR12	29/9/2014 13:06	29.60	70.0	4.53	3.2	SR12	29/9/2014 19:06	29.58	72.9	4.73	6.5
SR12	29/9/2014 1:11	29.34	71.1	4.65	3.9	SR12	29/9/2014 7:11	29.21	71.3	4.69	5.2	SR12	29/9/2014 13:11	29.48	67.3	4.36	3.8	SR12	29/9/2014 19:11	29.57	72.5	4.71	5.8
SR12	29/9/2014 1:16	29.35	70.9	4.63	4.2	SR12	29/9/2014 7:16	29.23	71.4	4.70	5.6	SR12	29/9/2014 13:16	29.70	68.2	4.41	2.9	SR12	29/9/2014 19:16	29.56	70.7	4.59	5.8
SR12	29/9/2014 1:21	29.36	71.6	4.68	3.9	SR12	29/9/2014 7:21	29.23	70.4	4.63	8.3	SR12	29/9/2014 13:21	29.50	67.2	4.35	3.7	SR12	29/9/2014 19:21	29.54	69.3	4.50	5.4
SR12	29/9/2014 1:26	29.36	70.7	4.62	4.3	SR12	29/9/2014 7:26	29.23	71.1	4.68	6.3	SR12	29/9/2014 13:26	29.79	71.4	4.61	3.3	SR12	29/9/2014 19:26	29.53	71.1	4.62	4.8
SR12	29/9/2014 1:31	29.38	71.1	4.65	4.3	SR12	29/9/2014 7:31	29.23	72.6	4.78	6.3	SR12	29/9/2014 13:31	29.64	69.1	4.46	4.1	SR12	29/9/2014 19:31	29.55	72.7	4.72	5.4
SR12	29/9/2014 1:36	29.37	70.2	4.59	5.0	SR12	29/9/2014 7:36	29.24	72.4	4.77	6.3	SR12	29/9/2014 13:36	29.91	76.0	4.91	3.8	SR12	29/9/2014 19:36	29.55	72.9	4.74	4.8
SR12	29/9/2014 1:41	29.38	70.6	4.61	4.4	SR12	29/9/2014 7:41	29.25	73.1	4.82	5.6	SR12	29/9/2014 13:41	29.88	75.2	4.86	3.3	SR12	29/9/2014 19:41	29.55	72.1	4.68	4.6
SR12	29/9/2014 1:46	29.38	71.9	4.71	4.0	SR12	29/9/2014 7:46	29.25	73.2	4.83	5.4	SR12	29/9/2014 13:46	29.92	76.5	4.95	3.3	SR12	29/9/2014 19:46	29.55	72.3	4.70	4.7
SR12	29/9/2014 1:51	29.38	70.6	4.62	4.8	SR12	29/9/2014 7:51	29.25	72.1	4.75	5.7	SR12	29/9/2014 13:51	29.92	77.6	5.03	3.2	SR12	29/9/2014 19:51	29.54	71.1	4.62	4.7
SR12	29/9/2014 1:56	29.38	71.1	4.65	4.4	SR12	29/9/2014 7:56	29.25	70.3	4.63	6.5	SR12	29/9/2014 13:56	29.91	77.2	5.00	3.0	SR12	29/9/2014 19:56	29.52	70.8	4.60	4.5
SR12	29/9/2014 2:01	29.37	70.4	4.60	5.5	SR12	29/9/2014 8:01	29.26	72.8	4.80	5.6	SR12	29/9/2014 14:01	29.87	76.2	4.93	3.2	SR12	29/9/2014 20:01	29.53	72.3	4.70	4.2
SR12	29/9/2014 2:06	29.37	70.7	4.62	4.6	SR12	29/9/2014 8:06	29.28	73.8	4.86	5.1	SR12	29/9/2014 14:06	29.90	77.0	4.99	3.0	SR12	29/9/2014 20:06	29.52	70.3	4.57	4.5
SR12	29/9/2014 2:11	29.37	70.1	4.59	5.0	SR12	29/9/2014 8:11	29.27	72.2	4.76	7.2	SR12	29/9/2014 14:11	29.89	76.9	4.98	3.1	SR12	29/9/2014 20:11	29.49	69.6	4.52	4.4
SR12	29/9/2014 2:16	29.37	70.2	4.60	4.4	SR12	29/9/2014 8:16	29.27	71.9	4.74	5.6	SR12	29/9/2014 14:16	29.82	77.1	5.00	3.1	SR12	29/9/2014 20:16	29.46	70.2	4.56	5.1
SR12	29/9/2014 2:21	29.36	69.9	4.57	5.1	SR12	29/9/2014 8:21	29.26	70.0	4.61	6.5	SR12	29/9/2014 14:21	29.81	77.1	5.00	3.0	SR12	29/9/2014 20:21	29.42	69.5	4.51	5.3
SR12	29/9/2014 2:26	29.35	69.3	4.53	5.0	SR12	29/9/2014 8:26	29.27	71.5	4.71	5.9	SR12	29/9/2014 14:26	29.79	77.3	5.02	3.8	SR12	29/9/2014 20:26	29.41	70.0	4.54	5.7
SR12	29/9/2014 2:31	29.36	69.6	4.55	4.7	SR12	29/9/2014 8:31	29.30	71.9	4.74	5.3	SR12	29/9/2014 14:31	29.80	77.9	5.06	3.1	SR12	29/9/2014 20:31	29.40	68.2	4.42	5.2
SR12	29/9/2014 2:36	29.33	68.0	4.44	5.6	SR12	29/9/2014 8:36	29.27	71.0	4.67	5.9	SR12	29/9/2014 14:36	29.78	77.2	5.01	3.9	SR12	29/9/2014 20:36	29.40	69.1	4.48	5.0
SR12	29/9/2014 2:41	29.34	68.7	4.49	5.4	SR12	29/9/2014 8:41	29.26	69.6	4.58	5.8	SR12	29/9/2014 14:41	29.76	77.8	5.05	3.2	SR12	29/9/2014 20:41	29.37	67.6	4.39	5.2
SR12	29/9/2014 2:46	29.33	67.7	4.42	5.9	SR12	29/9/2014 8:46	29.28	70.5	4.63	5.3	SR12	29/9/2014 14:46	29.74	77.0	5.01	3.8	SR12	29/9/2014 20:46	29.36	67.7	4.39	5.8
SR12	29/9/2014 2:51	29.33	67.8	4.43	5.1	SR12	29/9/2014 8:51	29.26	68.8	4.51	6.3	SR12	29/9/2014 14:51	29.72	76.4	4.96	3.8	SR12	29/9/2014 20:51	29.33	66.0	4.28	6.4
SR12	29/9/2014 2:56	29.29	66.7	4.35	7.9	SR12	29/9/2014 8:56	29.23	67.5	4.42	5.9	SR12	29/9/2014 14:56	29.72	77.0	5.01	3.7	SR12	29/9/2014 20:56	29.30	65.3	4.23	7.8
SR12	29/9/2014 3:01	29.32	67.9	4.44	5.2	SR12	29/9/2014 9:01	29.26	68.0	4.46	4.5	SR12	29/9/2014 15:01	29.77	79.2	5.15	3.4	SR12	29/9/2014 21:01	29.28	64.5	4.18	8.6
SR12	29/9/2014 3:06	29.32	67.8	4.43	5.0	SR12	29/9/2014 9:06	29.23	66.8	4.37	5.8	SR12	29/9/2014 15:06	29.70	77.6	5.05	3.6	SR12	29/9/2014 21:06	29.26	64.0	4.15	9.2
SR12	29/9/2014 3:11	29.28	66.3	4.33	9.7	SR12	29/9/2014 9:11	29.22	66.7	4.36	6.0	SR12	29/9/2014 15:11	29.69	76.1	4.95	3.7	SR12	29/9/2014 21:11	29.26	64.9	4.20	9.2
SR12	29/9/2014 3:16	29.30	67.4	4.40	7.3	SR12	29/9/2014 9:16	29.22	65.9	4.31	5.8	SR12	29/9/2014 15:16	29.68	77.0	5.01	3.5	SR12	29/9/2014 21:16	29.26	65.0	4.21	9.1
SR12	29/9/2014 3:21	29.30	67.3	4.40	6.3	SR12	29/9/2014 9:21	29.22	66.1	4.32	6.3	SR12	29/9/2014 15:21	29.67	76.1	4.95	3.9	SR12	29/9/2014 21:21	29.27	65.2	4.22	**10.5**
SR12	29/9/2014 3:26	29.30	66.7	4.35	6.7	SR12	29/9/2014 9:26	29.20	65.3	4.26	6.6	SR12	29/9/2014 15:26	29.67	76.1	4.95	3.9	SR12	29/9/2014 21:26	29.28	65.6	4.25	9.8
SR12	29/9/2014 3:31	29.29	67.1	4.38	**10.6**	SR12	29/9/2014 9:31	29.23	65.7	4.29	5.9	SR12	29/9/2014 15:31	29.66	76.1	4.95	3.8	SR12	29/9/2014 21:31	29.28	65.1	4.22	**10.1**
SR12	29/9/2014 3:36	29.29	66.8	4.36	9.2	SR12	29/9/2014 9:36	29.21	63.4	4.14	8.7	SR12	29/9/2014 15:36	29.73	78.0	5.08	3.8	SR12	29/9/2014 21:36	29.28	64.9	4.21	9.6
SR12	29/9/2014 3:41	29.29	67.9	4.43	8.1	SR12	29/9/2014 9:41	29.21	64.6	4.22	5.8	SR12	29/9/2014 15:41	29.74	77.5	5.04	3.7	SR12	29/9/2014 21:41	29.27	64.3	4.17	9.6
SR12	29/9/2014 3:46	29.29	67.2	4.38	7.8	SR12	29/9/2014 9:46	29.23	65.8	4.29	7.8	SR12	29/9/2014 15:46	29.77	78.1	5.08	3.7	SR12	29/9/2014 21:46	29.27	63.8	4.13	9.1
SR12	29/9/2014 3:51	29.29	66.8	4.36	7.6	SR12	29/9/2014 9:51	29.25	66.6	4.35	6.1	SR12	29/9/2014 15:51	29.76	77.4	5.03	4.1	SR12	29/9/2014 21:51	29.27	64.8	4.20	9.9
SR12	29/9/2014 3:56	29.28	67.9	4.43	**10.1**	SR12	29/9/2014 9:56	29.21	65.9	4.29	9.5	SR12	29/9/2014 15:56	29.84	80.0	5.20	3.3	SR12	29/9/2014 21:56	29.26	63.9	4.14	**10.9**
SR12	29/9/2014 4:01	29.27	67.5	4.41	**11.4**	SR12	29/9/2014 10:01	29.23	66.3	4.32	9.3	SR12	29/9/2014 16:01	29.81	78.4	5.09	4.2	SR12	29/9/2014 22:01	29.27	63.9	4.14	8.4
SR12	29/9/2014 4:06	29.27	68.2	4.46	**13.0**	SR12	29/9/2014 10:06	29.22	64.9	4.23	9.3	SR12	29/9/2014 16:06	29.80	77.8	5.05	4.1	SR12	29/9/2014 22:06	29.27	64.6	4.19	9.2
SR12	29/9/2014 4:11	29.26	68.8	4.49	**11.9**	SR12	29/9/2014 10:11	29.26	66.8	4.35	8.3	SR12	29/9/2014 16:11	29.77	76.7	4.98	4.0	SR12	29/9/2014 22:11	29.28	64.4	4.17	7.3
SR12	29/9/2014 4:16	29.24	68.8	4.50	**10.2**	SR12	29/9/2014 10:16	29.35	68.1	4.44	7.6	SR12	29/9/2014 16:16	29.78	76.9	5.00	3.7	SR12	29/9/2014 22:16	29.28	63.9	4.14	7.5
SR12	29/9/2014 4:21	29.22	68.9	4.49	9.4	SR12	29/9/2014 10:21	29.31	66.8	4.35	8.9	SR12	29/9/2014 16:21	29.71	74.8	4.86	4.3	SR12	29/9/2014 22:21	29.30	66.2	4.30	4.6
SR12	29/9/2014 4:26	29.20	69.3	4.52	7.9	SR12	29/9/2014 10:26	29.37	68.2	4.44	8.3	SR12	29/9/2014 16:26	29.75	76.3	4.96	3.9	SR12	29/9/2014 22:26	29.27	64.0	4.14	7.3
SR12	29/9/2014 4:31	29.20	68.8	4.49	8.5	SR12	29/9/2014 10:31	29.34	68.4	4.46	9.0	SR12	29/9/2014 16:31	29.72	75.1	4.88	3.9	SR12	29/9/2014 22:31	29.28	63.0	4.08	7.1
SR12	29/9/2014 4:36	29.20	68.3	4.45	9.1	SR12	29/9/2014 10:36	29.35	67.8	4.42	7.1	SR12	29/9/2014 16:36	29.73	75.5	4.90	4.0	SR12	29/9/2014 22:36	29.26	63.3	4.10	6.3
SR12	29/9/2014 4:41	29.20	67.7	4.41	9.0	SR12	29/9/2014 10:41	29.37	68.3	4.45	6.3	SR12	29/9/2014 16:41	29.70	74.7	4.85	4.0	SR12	29/9/2014 22:41	29.26	62.7	4.06	6.0
SR12	29/9/2014 4:46	29.18	67.7	4.42	8.1	SR12	29/9/2014 10:46	29.44	69.6	4.55	4.7	SR12	29/9/2014 16:46	29.69	74.4	4.83	4.4	SR12	29/9/2014 22:46	29.27	62.6	4.06	5.2
SR12	29/9/2014 4:51	29.17	67.5	4.41	7.9	SR12	29/9/2014 10:51	29.32	66.5	4.34	6.8	SR12	29/9/2014 16:51	29.71	75.9	4.93	4.1	SR12	29/9/2014 22:51	29.28	63.1	4.09	5.7
SR12	29/9/2014 4:56	29.16	68.2	4.45	8.2	SR12	29/9/2014 10:56	29.34	66.8	4.36	5.9	SR12	29/9/2014 16:56	29.67	73.8	4.79	4.8	SR12	29/9/2014 22:56	29.28	63.3	4.10	5.4
SR12	29/9/2014 5:01	29.16	68.6	4.48	7.0	SR12	29/9/2014 11:01	29.38	67.7	4.42	5.5	SR12	29/9/2014 17:01	29.67	75.2	4.88	5.0	SR12	29/9/2014 23:01	29.27	63.0	4.09	4.6
SR12	29/9/2014 5:06	29.16	68.5	4.48	8.1	SR12	29/9/2014 11:06	29.28	66.3	4.32	6.2	SR12	29/9/2014 17:06	29.65	73.6	4.78	5.5	SR12	29/9/2014 23:06	29.28	64.8	4.20	6.1
SR12	29/9/2014 5:11	29.16	68.6	4.48	9.6	SR12	29/9/2014 11:11	29.34	67.3	4.39	5.8	SR12	29/9/2014 17:11	29.66	74.9	4.87	5.2	SR12	29/9/2014 23:11	29.26	65.7	4.27	3.7
SR12	29/9/2014 5:16	29.16	70.1	4.58	7.1	SR12						SR12	29/9/2014 17:16	29.67	74.8	4.86	5.0	SR12	29/9/2014 23:16	29.27	63.0	4.08	4.9
SR12	29/9/2014 5:21	29.15	69.4	4.54	**10.5**	SR12						SR12	29/9/2014 17:21	29.54	71.2	4.63	7.2	SR12	29/9/2014 23:21	29.28	63.9	4.14	5.2
SR12	29/9/2014 5:26	29.15	69.6	4.55	9.8	SR12						SR12	29/9/2014 17:26	29.62	73.2	4.75	5.3	SR12	29/9/2014 23:26	29.26	64.0	4.15	4.3
SR12	29/9/2014 5:31	29.16	70.8	4.63	6.9	SR12						SR12	29/9/2014 17:31	29.62	73.8	4.80	4.9	SR12	29/9/2014 23:31	29.28	64.5	4.18	6.0
SR12	29/9/2014 5:36	29.16	70.1	4.59	6.9	SR12						SR12	29/9/2014 17:36	29.62	73.5	4.78	5.5	SR12	29/9/2014 23:36	29.28	64.7	4.19	5.9
SR12	29/9/2014 5:41	29.17	69.9	4.57	6.4	SR12						SR12	29/9/2014 17:41	29.59	72.3	4.70	5.9	SR12	29/9/2014 23:41	29.28	64.6	4.18	5.5
SR12	29/9/2014 5:46	29.17	70.2	4.60	6.5	SR12						SR12	29/9/2014 17:46	29.57	72.2	4.69	5.7	SR12	29/9/2014 23:46	29.28	63.8	4.13	5.4
SR12	29/9/2014 5:51	29.18	71.3	4.68	5.9	SR12						SR12	29/9/2014 17:51	29.56	72.0	4.68	5.9	SR12	29/9/2014 23:51	29.28	62.8	4.07	5.5
SR12	29/9/2014 5:56	29.18	70.8	4.64	6.3	SR12						SR12	29/9/2014 17:56	29.57	72.5	4.71	5.8	SR12	29/9/2014 23:56	29.27	61.3	3.97	5.3

Station	Timestamp	Temp (° C)	DO (%)	DO (mg/L)	Tur (NTU)	Station	Timestamp	Temp (° C)	DO (%)	DO (mg/L)	Tur (NTU)	Station	Timestamp	Temp (° C)	DO (%)	DO (mg/L)	Tur (NTU)	Station	Timestamp	Temp (°C)	DO (%)	DO (mg/L)	Tur (NTU)
SR13	29/9/2014 0:00	29.24	67.7	4.42	4.5	SR13	29/9/2014 6:00	29.16	62.8	4.10	6.4	SR13	29/9/2014 12:00	29.29	64.7	4.22	2.4	SR13	29/9/2014 18:00	29.53	70.6	4.60	1.8
SR13	29/9/2014 0:05	29.24	67.5	4.41	3.8	SR13	29/9/2014 6:05	29.17	65.2	4.26	11.8	SR13	29/9/2014 12:05	29.28	63.4	4.14	2.1	SR13	29/9/2014 18:05	29.53	69.8	4.54	2.3
SR13	29/9/2014 0:10	29.23	67.3	4.39	3.9	SR13	29/9/2014 6:10	29.16	63.4	4.14	7.5	SR13	29/9/2014 12:10	29.35	64.5	4.21	1.7	SR13	29/9/2014 18:10	29.51	70.7	4.61	3.5
SR13	29/9/2014 0:15	29.23	67.8	4.42	4.6	SR13	29/9/2014 6:15	29.16	62.3	4.07	6.9	SR13	29/9/2014 12:15	29.40	65.3	4.26	1.1	SR13	29/9/2014 18:15	29.52	70.2	4.57	1.9
SR13	29/9/2014 0:20	29.23	67.5	4.40	4.7	SR13	29/9/2014 6:20	29.18	63.7	4.16	6.8	SR13	29/9/2014 12:20	29.28	63.9	4.17	2.1	SR13	29/9/2014 18:20	29.52	69.0	4.49	2.8
SR13	29/9/2014 0:25	29.23	66.6	4.34	3.8	SR13	29/9/2014 6:25	29.18	62.7	4.10	8.0	SR13	29/9/2014 12:25	29.28	64.3	4.20	2.5	SR13	29/9/2014 18:25	29.52	69.8	4.54	3.8
SR13	29/9/2014 0:30	29.22	66.9	4.36	4.0	SR13	29/9/2014 6:30	29.18	63.3	4.13	6.4	SR13	29/9/2014 12:30	29.26	62.2	4.06	2.3	SR13	29/9/2014 18:30	29.52	68.5	4.45	3.2
SR13	29/9/2014 0:35	29.22	66.7	4.35	3.8	SR13	29/9/2014 6:35	29.18	63.3	4.13	5.5	SR13	29/9/2014 12:35	29.29	62.1	4.05	1.4	SR13	29/9/2014 18:35	29.52	67.8	4.41	3.4
SR13	29/9/2014 0:40	29.22	66.8	4.36	3.9	SR13	29/9/2014 6:40	29.18	61.4	4.01	4.9	SR13	29/9/2014 12:40	29.29	62.1	4.05	1.7	SR13	29/9/2014 18:40	29.52	66.8	4.35	2.2
SR13	29/9/2014 0:45	29.24	68.3	4.46	3.1	SR13	29/9/2014 6:45	29.18	61.7	4.03	5.8	SR13	29/9/2014 12:45	29.43	67.4	4.40	2.0	SR13	29/9/2014 18:45	29.52	66.7	4.34	2.5
SR13	29/9/2014 0:50	29.21	67.1	4.38	4.8	SR13	29/9/2014 6:50	29.17	61.1	4.00	4.0	SR13	29/9/2014 12:50	29.34	63.0	4.11	2.4	SR13	29/9/2014 18:50	29.51	69.2	4.50	5.6
SR13	29/9/2014 0:55	29.22	67.4	4.40	3.5	SR13	29/9/2014 6:55	29.17	61.5	4.02	4.7	SR13	29/9/2014 12:55	29.30	64.3	4.19	5.4	SR13	29/9/2014 18:55	29.51	68.2	4.44	3.7
SR13	29/9/2014 1:00	29.23	66.2	4.32	2.9	SR13	29/9/2014 7:00	29.18	61.5	4.02	4.7	SR13	29/9/2014 13:00	29.29	65.1	4.24	4.6	SR13	29/9/2014 19:00	29.50	67.3	4.38	4.2
SR13	29/9/2014 1:05	29.22	67.2	4.38	3.4	SR13	29/9/2014 7:05	29.18	63.6	4.15	5.7	SR13	29/9/2014 13:05	29.25	65.0	4.23	6.0	SR13	29/9/2014 19:05	29.49	66.9	4.35	8.0
SR13	29/9/2014 1:10	29.21	67.0	4.37	3.1	SR13	29/9/2014 7:10	29.17	63.3	4.14	4.3	SR13	29/9/2014 13:10	29.25	63.5	4.13	5.4	SR13	29/9/2014 19:10	29.49	66.1	4.30	10.0
SR13	29/9/2014 1:15	29.22	67.3	4.39	3.8	SR13	29/9/2014 7:15	29.18	63.3	4.14	4.7	SR13	29/9/2014 13:15	29.31	62.4	4.07	4.2	SR13	29/9/2014 19:15	29.51	68.6	4.46	4.6
SR13	29/9/2014 1:20	29.21	67.1	4.38	3.0	SR13	29/9/2014 7:20	29.17	64.8	4.24	8.4	SR13	29/9/2014 13:20	29.27	64.1	4.17	4.8	SR13	29/9/2014 19:20	29.51	69.2	4.50	4.8
SR13	29/9/2014 1:25	29.22	66.9	4.37	2.8	SR13	29/9/2014 7:25	29.18	64.0	4.18	4.3	SR13	29/9/2014 13:25	29.29	63.3	4.12	3.6	SR13	29/9/2014 19:25	29.51	68.8	4.48	4.0
SR13	29/9/2014 1:30	29.21	67.3	4.39	3.3	SR13	29/9/2014 7:30	29.18	64.4	4.21	4.6	SR13	29/9/2014 13:30	29.38	66.2	4.31	5.0	SR13	29/9/2014 19:30	29.50	68.1	4.43	3.1
SR13	29/9/2014 1:35	29.21	66.8	4.36	3.4	SR13	29/9/2014 7:35	29.18	64.2	4.19	4.6	SR13	29/9/2014 13:35	29.36	64.8	4.22	4.5	SR13	29/9/2014 19:35	29.49	69.4	4.52	4.8
SR13	29/9/2014 1:40	29.22	67.0	4.37	3.1	SR13	29/9/2014 7:40	29.18	62.8	4.10	2.8	SR13	29/9/2014 13:40	29.58	68.5	4.45	4.7	SR13	29/9/2014 19:40	29.49	69.5	4.52	4.0
SR13	29/9/2014 1:45	29.21	66.3	4.33	2.9	SR13	29/9/2014 7:45	29.18	61.6	4.03	3.0	SR13	29/9/2014 13:45	29.53	68.1	4.42	3.1	SR13	29/9/2014 19:45	29.50	68.7	4.47	3.0
SR13	29/9/2014 1:50	29.21	66.4	4.33	3.2	SR13	29/9/2014 7:50	29.18	64.2	4.19	4.5	SR13	29/9/2014 13:50	29.52	65.3	4.24	2.2	SR13	29/9/2014 19:50	29.50	67.9	4.42	3.2
SR13	29/9/2014 1:55	29.21	65.8	4.29	3.6	SR13	29/9/2014 7:55	29.18	62.9	4.11	3.5	SR13	29/9/2014 13:55	29.45	64.7	4.20	2.8	SR13	29/9/2014 19:55	29.50	68.5	4.46	3.6
SR13	29/9/2014 2:00	29.22	65.5	4.27	2.5	SR13	29/9/2014 8:00	29.18	62.6	4.09	2.6	SR13	29/9/2014 14:00	29.47	65.1	4.23	1.9	SR13	29/9/2014 20:00	29.49	69.4	4.52	3.6
SR13	29/9/2014 2:05	29.21	65.1	4.24	2.7	SR13	29/9/2014 8:05	29.17	65.6	4.29	5.8	SR13	29/9/2014 14:05	29.49	63.7	4.14	2.7	SR13	29/9/2014 20:05	29.49	69.6	4.53	4.1
SR13	29/9/2014 2:10	29.20	65.2	4.25	3.4	SR13	29/9/2014 8:10	29.17	65.2	4.26	4.1	SR13	29/9/2014 14:10	29.57	66.9	4.35	3.6	SR13	29/9/2014 20:10	29.48	68.7	4.47	4.5
SR13	29/9/2014 2:15	29.20	66.0	4.30	5.5	SR13	29/9/2014 8:15	29.17	64.6	4.22	3.2	SR13	29/9/2014 14:15	29.45	65.7	4.27	5.1	SR13	29/9/2014 20:15	29.49	68.9	4.48	3.4
SR13	29/9/2014 2:20	29.20	65.9	4.30	4.2	SR13	29/9/2014 8:20	29.16	63.7	4.16	2.9	SR13	29/9/2014 14:20	29.43	66.4	4.32	6.9	SR13	29/9/2014 20:20	29.49	68.5	4.46	3.4
SR13	29/9/2014 2:25	29.20	65.2	4.25	5.3	SR13	29/9/2014 8:25	29.15	64.4	4.21	4.2	SR13	29/9/2014 14:25	29.44	66.5	4.33	5.4	SR13	29/9/2014 20:25	29.49	68.4	4.45	3.0
SR13	29/9/2014 2:30	29.19	65.4	4.26	4.5	SR13	29/9/2014 8:30	29.16	63.7	4.17	3.0	SR13	29/9/2014 14:30	29.43	66.0	4.29	5.7	SR13	29/9/2014 20:30	29.47	69.3	4.51	3.4
SR13	29/9/2014 2:35	29.19	65.2	4.25	4.4	SR13	29/9/2014 8:35	29.16	63.4	4.14	2.2	SR13	29/9/2014 14:35	29.44	65.8	4.28	3.6	SR13	29/9/2014 20:35	29.46	68.9	4.48	3.0
SR13	29/9/2014 2:40	29.19	65.9	4.30	4.8	SR13	29/9/2014 8:40	29.18	65.3	4.27	5.5	SR13	29/9/2014 14:40	29.45	66.0	4.29	4.2	SR13	29/9/2014 20:40	29.47	68.7	4.47	2.5
SR13	29/9/2014 2:45	29.18	66.3	4.32	4.7	SR13	29/9/2014 8:45	29.18	66.0	4.31	6.8	SR13						SR13	29/9/2014 20:45	29.47	68.6	4.47	3.0
SR13	29/9/2014 2:50	29.18	66.5	4.33	3.9	SR13	29/9/2014 8:50	29.18	65.0	4.25	5.7	SR13						SR13	29/9/2014 20:50	29.46	68.7	4.48	2.8
SR13	29/9/2014 2:55	29.19	66.1	4.31	3.2	SR13	29/9/2014 8:55	29.18	65.9	4.31	7.2	SR13						SR13	29/9/2014 20:55	29.46	68.6	4.47	2.5
SR13	29/9/2014 3:00	29.18	66.1	4.31	3.7	SR13	29/9/2014 9:00	29.18	66.0	4.31	10.2	SR13	29/9/2014 15:00	29.38	63.5	4.13	3.6	SR13	29/9/2014 21:00	29.40	69.9	4.56	2.8
SR13	29/9/2014 3:05	29.18	66.5	4.33	7.2	SR13	29/9/2014 9:05	29.19	65.6	4.29	6.7	SR13	29/9/2014 15:05	29.38	64.4	4.19	5.1	SR13	29/9/2014 21:05	29.38	70.8	4.62	2.6
SR13	29/9/2014 3:10	29.18	66.1	4.31	6.1	SR13	29/9/2014 9:10	29.18	65.1	4.26	6.1	SR13	29/9/2014 15:10	29.36	64.3	4.19	5.3	SR13	29/9/2014 21:10	29.42	69.4	4.52	3.6
SR13	29/9/2014 3:15	29.19	65.6	4.28	3.5	SR13	29/9/2014 9:15	29.18	65.4	4.28	5.8	SR13	29/9/2014 15:15	29.34	63.8	4.15	4.6	SR13	29/9/2014 21:15	29.42	69.4	4.52	2.7
SR13	29/9/2014 3:20	29.18	65.2	4.25	9.4	SR13	29/9/2014 9:20	29.18	65.0	4.25	5.4	SR13	29/9/2014 15:20	29.36	62.9	4.09	4.0	SR13	29/9/2014 21:20	29.42	69.3	4.52	2.9
SR13	29/9/2014 3:25	29.18	63.6	4.15	2.6	SR13	29/9/2014 9:25	29.18	64.6	4.22	5.2	SR13	29/9/2014 15:25	29.39	63.9	4.15	3.0	SR13	29/9/2014 21:25	29.42	69.1	4.50	2.8
SR13	29/9/2014 3:30	29.18	62.7	4.09	2.3	SR13	29/9/2014 9:30	29.18	64.5	4.22	5.5	SR13	29/9/2014 15:30	29.41	64.9	4.22	4.0	SR13	29/9/2014 21:30	29.41	69.2	4.51	2.7
SR13	29/9/2014 3:35	29.17	64.7	4.22	3.8	SR13	29/9/2014 9:35	29.18	64.3	4.20	5.3	SR13	29/9/2014 15:35	29.42	64.6	4.20	2.7	SR13	29/9/2014 21:35	29.41	69.7	4.54	3.2
SR13	29/9/2014 3:40	29.18	67.3	4.39	3.3	SR13	29/9/2014 9:40	29.18	63.2	4.13	4.4	SR13	29/9/2014 15:40	29.41	64.0	4.16	3.3	SR13	29/9/2014 21:40	29.41	69.2	4.51	2.8
SR13	29/9/2014 3:45	29.18	66.7	4.36	3.2	SR13	29/9/2014 9:45	29.18	63.1	4.13	3.8	SR13	29/9/2014 15:45	29.41	63.6	4.13	3.3	SR13	29/9/2014 21:45	29.41	69.5	4.53	2.5
SR13	29/9/2014 3:50	29.18	64.7	4.22	2.2	SR13	29/9/2014 9:50	29.18	63.1	4.13	4.3	SR13	29/9/2014 15:50	29.40	63.8	4.15	2.8	SR13	29/9/2014 21:50	29.40	68.9	4.49	3.3
SR13	29/9/2014 3:55	29.19	65.9	4.30	2.8	SR13	29/9/2014 9:55	29.18	63.1	4.12	3.0	SR13	29/9/2014 15:55	29.39	63.6	4.14	5.9	SR13	29/9/2014 21:55	29.41	67.5	4.40	2.0
SR13	29/9/2014 4:00	29.19	63.3	4.14	1.4	SR13	29/9/2014 10:00	29.18	63.2	4.13	3.6	SR13	29/9/2014 16:00	29.37	63.5	4.13	3.0	SR13	29/9/2014 22:00	29.41	68.2	4.45	2.7
SR13	29/9/2014 4:05	29.19	61.6	4.03	1.2	SR13	29/9/2014 10:05	29.38	69.7	4.55	3.4	SR13	29/9/2014 16:05	29.38	63.2	4.11	2.9	SR13	29/9/2014 22:05	29.41	67.7	4.41	4.0
SR13	29/9/2014 4:10	29.19	61.6	4.02	1.1	SR13	29/9/2014 10:10	29.40	69.8	4.56	2.5	SR13	29/9/2014 16:10	29.37	64.2	4.17	3.4	SR13	29/9/2014 22:10	29.41	68.1	4.43	3.0
SR13	29/9/2014 4:15	29.19	60.6	3.95	1.0	SR13	29/9/2014 10:15	29.40	69.3	4.53	2.0	SR13	29/9/2014 16:15	29.40	63.4	4.13	2.5	SR13	29/9/2014 22:15	29.41	67.5	4.40	1.8
SR13	29/9/2014 4:20	29.19	60.5	3.95	1.0	SR13	29/9/2014 10:20	29.39	68.2	4.46	2.2	SR13	29/9/2014 16:20	29.49	66.9	4.34	2.8	SR13	29/9/2014 22:20	29.38	68.8	4.49	2.1
SR13	29/9/2014 4:25	29.19	61.0	3.98	1.0	SR13	29/9/2014 10:25	29.39	67.2	4.39	1.9	SR13	29/9/2014 16:25	29.60	70.3	4.56	2.9	SR13	29/9/2014 22:25	29.37	69.4	4.52	2.8
SR13	29/9/2014 4:30	29.19	61.5	4.01	1.7	SR13	29/9/2014 10:30	29.37	67.1	4.38	2.4	SR13	29/9/2014 16:30	29.59	71.4	4.64	3.3	SR13	29/9/2014 22:30	29.36	68.9	4.49	2.3
SR13	29/9/2014 4:35	29.17	64.0	4.18	2.2	SR13	29/9/2014 10:35	29.35	66.6	4.35	2.2	SR13	29/9/2014 16:35	29.57	71.4	4.64	3.6	SR13	29/9/2014 22:35	29.37	69.5	4.53	2.6
SR13	29/9/2014 4:40	29.18	66.2	4.33	3.0	SR13	29/9/2014 10:40	29.34	66.8	4.36	2.7	SR13	29/9/2014 16:40	29.56	72.2	4.69	4.2	SR13	29/9/2014 22:40	29.36	69.3	4.52	2.3
SR13	29/9/2014 4:45	29.16	64.0	4.18	1.5	SR13	29/9/2014 10:45	29.36	66.8	4.36	2.4	SR13	29/9/2014 16:45	29.56	72.1	4.69	3.3	SR13	29/9/2014 22:45	29.36	68.9	4.49	1.8
SR13	29/9/2014 4:50	29.16	64.5	4.21	2.0	SR13	29/9/2014 10:50	29.36	67.1	4.38	2.8	SR13	29/9/2014 16:50	29.56	71.9	4.67	3.2	SR13	29/9/2014 22:50	29.36	69.4	4.53	3.3
SR13	29/9/2014 4:55	29.16	63.9	4.18	1.2	SR13	29/9/2014 10:55	29.38	66.8	4.36	1.7	SR13	29/9/2014 16:55	29.55	71.4	4.65	2.5	SR13	29/9/2014 22:55	29.37	68.9	4.49	2.3
SR13	29/9/2014 5:00	29.16	63.5	4.15	1.4	SR13	29/9/2014 11:00	29.37	66.5	4.34	1.6	SR13	29/9/2014 17:00	29.56	70.0	4.55	2.0	SR13	29/9/2014 23:00	29.38	67.8	4.42	2.3
SR13	29/9/2014 5:05	29.16	63.3	4.14	1.9	SR13	29/9/2014 11:05	29.38	66.6	4.35	1.6	SR13	29/9/2014 17:05	29.55	68.4	4.45	1.5	SR13	29/9/2014 23:05	29.38	66.7	4.34	3.0
SR13	29/9/2014 5:10	29.16	60.5	3.96	1.5	SR13	29/9/2014 11:10	29.38	65.4	4.27	1.5	SR13	29/9/2014 17:10	29.55	69.7	4.53	2.2	SR13	29/9/2014 23:10	29.38	66.1	4.31	2.5
SR13	29/9/2014 5:15	29.16	60.6	3.96	1.3	SR13	29/9/2014 11:15	29.37	64.1	4.18	1.1	SR13	29/9/2014 17:15	29.54	70.7	4.60	6.9	SR13	29/9/2014 23:15	29.38	66.1	4.31	2.2
SR13	29/9/2014 5:20	29.17	64.1	4.19	3.4	SR13	29/9/2014 11:20	29.31	67.8	4.42	4.2	SR13	29/9/2014 17:20	29.53	71.6	4.66	2.8	SR13	29/9/2014 23:20	29.38	66.8	4.35	2.4
SR13	29/9/2014 5:25	29.17	62.6	4.09	2.0	SR13	29/9/2014 11:25	29.30	65.7	4.29	2.2	SR13	29/9/2014 17:25	29.54	71.8	4.67	5.0	SR13	29/9/2014 23:25	29.38	66.0	4.30	2.3
SR13	29/9/2014 5:30	29.17	62.1	4.06	2.7	SR13	29/9/2014 11:30	29.31	66.0	4.31	2.9	SR13	29/9/2014 17:30	29.53	70.5	4.59	1.8	SR13	29/9/2014 23:30	29.37	66.8	4.35	2.9
SR13	29/9/2014 5:35	29.18	65.3	4.27	10.6	SR13	29/9/2014 11:35	29.29	65.5	4.28	2.9	SR13	29/9/2014 17:35	29.53	70.3	4.57	1.5	SR13	29/9/2014 23:35	29.38	66.3	4.32	1.6
SR13	29/9/2014 5:40	29.18	66.0	4.31	14.7	SR13	29/9/2014 11:40	29.35	64.9	4.23	1.8	SR13	29/9/2014 17:40	29.53	71.8	4.67	2.0	SR13	29/9/2014 23:40	29.37	67.3	4.39	2.5
SR13	29/9/2014 5:45	29.18	66.6	4.35	11.0	SR13	29/9/2014 11:45	29.32	64.2	4.19	2.2	SR13	29/9/2014 17:45	29.53	71.3	4.64	2.2	SR13	29/9/2014 23:45	29.37	67.8	4.42	2.9
SR13	29/9/2014 5:50	29.17	63.7	4.17	7.6	SR13	29/9/2014 11:50	29.35	65.2	4.26	1.8	SR13	29/9/2014 17:50	29.53	70.8	4.61	2.0	SR13	29/9/2014 23:50	29.38	70.3	4.58	3.3
SR13	29/9/2014 5:55	29.17	63.7	4.16	7.7	SR13	29/9/2014 11:55	29.33	65.1	4.25	2.2	SR13	29/9/2014 17:55	29.53	71.0	4.62	1.9	SR13	29/9/2014 23:55	29.37	68.6	4.47	3.7

Station	Timestamp	NH_3 (mg/L)				Station	Timestamp	NH_3 (mg/L)			
SR4	29/9/2014 0:17	0.07				SR12	29/9/2014 0:17	0.07			
SR4	29/9/2014 0:37	0.08				SR12	29/9/2014 0:37	0.07			
SR4	29/9/2014 0:57	0.06				SR12	29/9/2014 0:57	0.05			
SR4	29/9/2014 1:17	0.06				SR12	29/9/2014 1:17	0.05			
SR4	29/9/2014 1:37	0.06				SR12	29/9/2014 1:37	0.07			
SR4	29/9/2014 1:57	0.06				SR12	29/9/2014 1:57	0.06			
SR4	29/9/2014 2:17	0.06				SR12	29/9/2014 2:17	0.07			
SR4	29/9/2014 2:37	0.06				SR12	29/9/2014 2:37	0.06			
SR4	29/9/2014 2:57	0.06				SR12	29/9/2014 2:57	0.05			
SR4	29/9/2014 3:17	0.06				SR12	29/9/2014 3:17	0.07			
SR4	29/9/2014 3:37	0.07				SR12	29/9/2014 3:37	0.09			
SR4	29/9/2014 3:57	0.06				SR12	29/9/2014 3:57	0.06			
SR4	29/9/2014 4:17	0.06				SR12	29/9/2014 4:17	0.05			
SR4	29/9/2014 4:37	0.06				SR12	29/9/2014 4:37	0.06			
SR4	29/9/2014 4:57	0.06				SR12	29/9/2014 4:57	0.05			
SR4	29/9/2014 5:17	0.06				SR12	29/9/2014 5:17	0.05			
SR4	29/9/2014 5:37	0.07				SR12	29/9/2014 5:37	0.06			
SR4	29/9/2014 5:57	0.07				SR12	29/9/2014 5:57	0.06			
SR4						SR12					
SR4	29/9/2014 6:37	0.05				SR12	29/9/2014 6:37	0.05			
SR4	29/9/2014 6:57	0.06				SR12	29/9/2014 6:57	0.07			
SR4	29/9/2014 7:17	0.06				SR12	29/9/2014 7:17	0.07			
SR4	29/9/2014 7:37	0.05				SR12	29/9/2014 7:37	0.09			
SR4	29/9/2014 7:57	0.07				SR12	29/9/2014 7:57	0.08			
SR4	29/9/2014 8:17	0.07				SR12	29/9/2014 8:17	0.08			
SR4	29/9/2014 8:37	0.07				SR12	29/9/2014 8:37	0.06			
SR4	29/9/2014 8:57	0.08				SR12	29/9/2014 8:57	0.07			
SR4	29/9/2014 9:17	0.07				SR12	29/9/2014 9:17	0.07			
SR4	29/9/2014 9:37	0.07				SR12	29/9/2014 9:37	0.05			
SR4						SR12	29/9/2014 9:57	0.06			
SR4						SR12	29/9/2014 10:17	0.06			
SR4						SR12	29/9/2014 10:37	0.06			
SR4	29/9/2014 10:57	0.06				SR12	29/9/2014 10:57	0.07			
SR4	29/9/2014 11:17	0.07				SR12					
SR4	29/9/2014 11:37	0.07				SR12					
SR4	29/9/2014 11:57	0.05				SR12					
SR4	29/9/2014 12:17	0.05				SR12					
SR4	29/9/2014 12:37	0.05				SR12	29/9/2014 12:37	0.07			
SR4	29/9/2014 12:57	0.05				SR12	29/9/2014 12:57	0.06			
SR4	29/9/2014 13:17	0.05				SR12	29/9/2014 13:17	0.06			
SR4	29/9/2014 13:37	0.06				SR12	29/9/2014 13:37	0.05			
SR4	29/9/2014 13:57	0.05				SR12	29/9/2014 13:57	0.06			
SR4	29/9/2014 14:17	0.05				SR12	29/9/2014 14:17	0.06			
SR4	29/9/2014 14:37	0.05				SR12	29/9/2014 14:37	0.06			
SR4	29/9/2014 14:57	0.05				SR12	29/9/2014 14:57	0.06			
SR4	29/9/2014 15:17	0.05				SR12	29/9/2014 15:17	0.07			
SR4	29/9/2014 15:37	0.05				SR12	29/9/2014 15:37	0.05			
SR4	29/9/2014 15:57	0.05				SR12	29/9/2014 15:57	0.05			
SR4	29/9/2014 16:17	0.06				SR12	29/9/2014 16:17	0.06			
SR4	29/9/2014 16:37	0.05				SR12	29/9/2014 16:37	0.06			
SR4	29/9/2014 16:57	0.05				SR12	29/9/2014 16:57	0.07			
SR4	29/9/2014 17:17	0.05				SR12	29/9/2014 17:17	0.07			
SR4	29/9/2014 17:37	0.04				SR12	29/9/2014 17:37	0.07			
SR4	29/9/2014 17:57	0.04				SR12	29/9/2014 17:57	0.07			
SR4	29/9/2014 18:17	0.06				SR12	29/9/2014 18:17	0.09			
SR4	29/9/2014 18:37	0.07				SR12	29/9/2014 18:37	0.08			
SR4	29/9/2014 18:57	0.06				SR12	29/9/2014 18:57	0.08			
SR4	29/9/2014 19:17	0.06				SR12	29/9/2014 19:17	0.08			
SR4	29/9/2014 19:37	0.05				SR12	29/9/2014 19:37	0.05			
SR4	29/9/2014 19:57	0.06				SR12	29/9/2014 19:57	0.08			
SR4	29/9/2014 20:17	0.06				SR12	29/9/2014 20:17	0.08			
SR4	29/9/2014 20:37	0.06				SR12	29/9/2014 20:37	0.06			
SR4	29/9/2014 20:57	0.08				SR12	29/9/2014 20:57	0.06			
SR4	29/9/2014 21:17	0.07				SR12	29/9/2014 21:17	0.06			
SR4	29/9/2014 21:37	0.06				SR12	29/9/2014 21:37	0.06			
SR4	29/9/2014 21:57	0.05				SR12	29/9/2014 21:57	0.06			
SR4	29/9/2014 22:17	0.05				SR12	29/9/2014 22:17	0.06			
SR4	29/9/2014 22:37	0.06				SR12	29/9/2014 22:37	0.07			
SR4	29/9/2014 22:57	0.07				SR12	29/9/2014 22:57	0.05			
SR4	29/9/2014 23:17	0.07				SR12	29/9/2014 23:17	0.06			
SR4	29/9/2014 23:37	0.07				SR12	29/9/2014 23:37	0.06			
SR4	29/9/2014 23:57	0.07				SR12	29/9/2014 23:57	0.06			

Remark: Fonts with underline: Action Level Exceedance
Fonts with bold and underline: Limit Level Exceedance
Automatic Instrument calibration of NH3-N monitor was carried out during 5:57-6:37 at SR4 and SR12.
SR4 monitoring station was under maintenance during 10:16-10:36.
SR12 monitoring station was under maintenance during 11:11-12:01.
SR13 monitoring station was under maintenance during 14:40-15:00.

Station	Timestamp	Temp (° C)	DO (%)	DO (mg/L)	Tur (NTU)	Station	Timestamp	Temp (° C)	DO (%)	DO (mg/L)	Tur (NTU)	Station	Timestamp	Temp (° C)	DO (%)	DO (mg/L)	Tur (NTU)	Station	Timestamp	Temp (°C)	DO (%)	DO (mg/L)	Tur (NTU)
SR4	30/9/2014 0:01	29.36	81.9	5.50	4.2	SR4	30/9/2014 6:01	29.33	84.4	5.70	3.5	SR4	30/9/2014 12:01	29.80	87.2	5.85	3.3	SR4	30/9/2014 18:01	29.47	78.7	5.28	8.1
SR4	30/9/2014 0:06	29.35	81.3	5.45	5.1	SR4	30/9/2014 6:06	29.34	84.5	5.71	4.0	SR4	30/9/2014 12:06	29.77	86.8	5.83	3.3	SR4	30/9/2014 18:06	29.68	80.8	5.42	4.8
SR4	30/9/2014 0:11	29.34	81.0	5.44	3.0	SR4	30/9/2014 6:11	29.34	84.4	5.70	3.3	SR4	30/9/2014 12:11	29.71	84.8	5.69	5.4	SR4	30/9/2014 18:11	29.52	79.3	5.33	5.6
SR4	30/9/2014 0:16	29.38	82.2	5.52	4.9	SR4	30/9/2014 6:16	29.34	84.4	5.70	3.7	SR4	30/9/2014 12:16	29.70	85.6	5.76	4.1	SR4	30/9/2014 18:16	29.45	79.6	5.35	5.5
SR4	30/9/2014 0:21	29.37	82.0	5.51	3.4	SR4	30/9/2014 6:21	29.35	84.4	5.70	3.7	SR4	30/9/2014 12:21	29.73	85.5	5.75	3.7	SR4	30/9/2014 18:21	29.78	83.3	5.58	3.2
SR4	30/9/2014 0:26	29.38	82.6	5.55	3.9	SR4	30/9/2014 6:26	29.35	84.0	5.67	3.9	SR4	30/9/2014 12:26	29.71	84.3	5.66	4.1	SR4	30/9/2014 18:26	29.61	81.0	5.44	4.0
SR4	30/9/2014 0:31	29.35	82.0	5.52	3.1	SR4	30/9/2014 6:31	29.35	84.1	5.68	3.1	SR4	30/9/2014 12:31	29.78	86.1	5.78	4.0	SR4	30/9/2014 18:31	29.59	81.9	5.50	4.3
SR4	30/9/2014 0:36	29.42	82.7	5.56	3.0	SR4	30/9/2014 6:36	29.36	84.3	5.69	4.1	SR4	30/9/2014 12:36	29.76	86.2	5.80	3.6	SR4	30/9/2014 18:36	29.77	82.8	5.55	2.7
SR4	30/9/2014 0:41	29.42	82.6	5.55	2.9	SR4	30/9/2014 6:41	29.36	84.2	5.68	3.7	SR4	30/9/2014 12:41	29.77	86.4	5.80	3.7	SR4	30/9/2014 18:41	29.71	83.0	5.57	3.2
SR4	30/9/2014 0:46	29.42	82.6	5.56	2.7	SR4	30/9/2014 6:46	29.37	84.0	5.67	3.7	SR4	30/9/2014 12:46	29.77	86.5	5.81	3.1	SR4	30/9/2014 18:46	29.67	82.4	5.53	3.3
SR4	30/9/2014 0:51	29.41	82.5	5.55	3.2	SR4	30/9/2014 6:51	29.37	84.0	5.67	4.0	SR4	30/9/2014 12:51	29.81	86.7	5.82	2.7	SR4	30/9/2014 18:51	29.76	81.8	5.50	2.6
SR4	30/9/2014 0:56	29.41	82.9	5.57	3.1	SR4	30/9/2014 6:56	29.38	84.8	5.71	3.9	SR4	30/9/2014 12:56	29.76	85.6	5.75	3.5	SR4	30/9/2014 18:56	29.84	83.6	5.62	2.6
SR4	30/9/2014 1:01	29.41	82.3	5.54	2.8	SR4	30/9/2014 7:01	29.38	85.0	5.74	3.4	SR4	30/9/2014 13:01	29.80	86.7	5.82	3.3	SR4	30/9/2014 19:01	29.83	84.1	5.65	2.4
SR4	30/9/2014 1:06	29.40	82.9	5.58	3.0	SR4	30/9/2014 7:06	29.38	84.8	5.72	4.8	SR4	30/9/2014 13:06	29.89	86.5	5.80	2.8	SR4	30/9/2014 19:06	29.79	83.5	5.62	2.5
SR4	30/9/2014 1:11	29.40	82.9	5.59	3.0	SR4	30/9/2014 7:11	29.39	84.9	5.73	3.5	SR4	30/9/2014 13:11	29.92	87.0	5.84	2.6	SR4	30/9/2014 19:11	29.86	84.0	5.65	2.2
SR4	30/9/2014 1:16	29.40	82.8	5.57	2.5	SR4	30/9/2014 7:16	29.39	85.0	5.75	3.8	SR4	30/9/2014 13:16	29.98	88.8	5.94	3.4	SR4	30/9/2014 19:16	29.95	83.3	5.60	2.6
SR4	30/9/2014 1:21	29.40	83.0	5.59	2.7	SR4	30/9/2014 7:21	29.41	85.0	5.74	3.4	SR4	30/9/2014 13:21	30.06	88.9	5.96	2.4	SR4	30/9/2014 19:21	30.05	83.2	5.59	2.3
SR4	30/9/2014 1:26	29.37	84.5	5.70	2.2	SR4	30/9/2014 7:26	29.42	85.3	5.77	3.2	SR4	30/9/2014 13:26	29.93	88.3	5.93	2.8	SR4	30/9/2014 19:26	29.79	84.0	5.64	3.1
SR4	30/9/2014 1:31	29.39	84.3	5.68	2.3	SR4	30/9/2014 7:31	29.42	85.5	5.78	3.5	SR4	30/9/2014 13:31	30.00	88.7	5.94	3.1	SR4	30/9/2014 19:31	29.82	83.9	5.64	2.5
SR4	30/9/2014 1:36	29.36	84.8	5.72	2.2	SR4	30/9/2014 7:36	29.43	85.4	5.78	3.7	SR4	30/9/2014 13:36	30.01	88.7	5.95	2.7	SR4	30/9/2014 19:36	29.82	85.4	5.75	2.3
SR4	30/9/2014 1:41	29.42	84.3	5.67	2.3	SR4	30/9/2014 7:41	29.44	85.2	5.76	2.9	SR4	30/9/2014 13:41	29.99	88.2	5.93	2.6	SR4	30/9/2014 19:41	29.81	84.5	5.69	5.0
SR4	30/9/2014 1:46	29.44	83.9	5.64	2.3	SR4	30/9/2014 7:46	29.45	85.5	5.78	3.3	SR4	30/9/2014 13:46	29.98	88.1	5.92	2.8	SR4	30/9/2014 19:46	29.82	85.1	5.71	2.5
SR4	30/9/2014 1:51	29.44	83.8	5.64	2.4	SR4	30/9/2014 7:51	29.46	86.0	5.82	3.1	SR4	30/9/2014 13:51	30.02	88.7	5.96	2.6	SR4	30/9/2014 19:51	29.77	84.9	5.71	2.4
SR4	30/9/2014 1:56	29.45	82.9	5.58	2.3	SR4	30/9/2014 7:56	29.46	85.8	5.81	3.2	SR4	30/9/2014 13:56	30.03	88.3	5.93	2.7	SR4	30/9/2014 19:56	29.79	84.2	5.67	2.2
SR4	30/9/2014 2:01	29.42	83.9	5.65	2.6	SR4	30/9/2014 8:01	29.47	85.9	5.82	3.3	SR4	30/9/2014 14:01	30.16	88.7	5.95	2.2	SR4	30/9/2014 20:01	29.84	84.9	5.71	2.5
SR4	30/9/2014 2:06	29.44	83.5	5.62	2.4	SR4	30/9/2014 8:06	29.48	85.7	5.79	2.8	SR4	30/9/2014 14:06	30.06	89.1	5.97	2.8	SR4	30/9/2014 20:06	29.80	85.1	5.72	2.6
SR4	30/9/2014 2:11	29.44	82.1	5.53	2.1	SR4	30/9/2014 8:11	29.48	85.9	5.81	3.1	SR4	30/9/2014 14:11	30.01	88.5	5.95	2.5	SR4	30/9/2014 20:11	29.77	85.1	5.73	2.6
SR4	30/9/2014 2:16	29.44	81.3	5.48	2.1	SR4	30/9/2014 8:16	29.49	86.2	5.81	3.8	SR4	30/9/2014 14:16	30.02	88.4	5.94	2.8	SR4	30/9/2014 20:16	29.75	85.3	5.74	2.8
SR4	30/9/2014 2:21	29.44	82.5	5.56	2.4	SR4	30/9/2014 8:21	29.52	86.3	5.82	2.9	SR4	30/9/2014 14:21	30.04	88.4	5.94	2.2	SR4	30/9/2014 20:21	29.74	84.6	5.69	2.8
SR4	30/9/2014 2:26	29.44	82.9	5.58	2.5	SR4	30/9/2014 8:26	29.51	85.9	5.81	3.4	SR4	30/9/2014 14:26	30.06	89.1	5.97	3.5	SR4	30/9/2014 20:26	29.77	86.3	5.80	2.6
SR4	30/9/2014 2:31	29.44	82.9	5.59	2.4	SR4	30/9/2014 8:31	29.51	86.0	5.82	3.9	SR4	30/9/2014 14:31	30.08	89.4	6.00	3.5	SR4	30/9/2014 20:31	29.75	86.0	5.78	3.0
SR4	30/9/2014 2:36	29.43	81.1	5.47	3.3	SR4	30/9/2014 8:36	29.52	86.5	5.86	3.4	SR4	30/9/2014 14:36	30.08	88.9	5.96	2.4	SR4	30/9/2014 20:36	29.75	85.9	5.78	2.7
SR4	30/9/2014 2:41	29.44	83.1	5.59	2.9	SR4	30/9/2014 8:41	29.53	86.3	5.84	3.3	SR4	30/9/2014 14:41	29.98	88.4	5.94	3.6	SR4	30/9/2014 20:41	29.75	85.5	5.75	2.8
SR4	30/9/2014 2:46	29.44	83.2	5.61	2.6	SR4	30/9/2014 8:46	29.55	85.9	5.82	3.3	SR4	30/9/2014 14:46	29.94	88.2	5.94	2.9	SR4	30/9/2014 20:46	29.78	85.5	5.75	2.6
SR4	30/9/2014 2:51	29.44	82.6	5.56	2.4	SR4	30/9/2014 8:51	29.56	85.2	5.76	4.4	SR4	30/9/2014 14:51	30.03	88.3	5.94	2.8	SR4	30/9/2014 20:51	29.80	84.8	5.70	2.4
SR4	30/9/2014 2:56	29.38	77.3	5.20	3.3	SR4	30/9/2014 8:56	29.58	85.2	5.76	4.4	SR4	30/9/2014 14:56	30.06	88.8	5.97	2.6	SR4	30/9/2014 20:56	29.82	85.5	5.73	2.8
SR4	30/9/2014 3:01	29.42	79.4	5.34	2.6	SR4	30/9/2014 9:01	29.76	85.6	5.78	3.0	SR4	30/9/2014 15:01	30.05	88.4	5.94	2.3	SR4	30/9/2014 21:01	29.77	85.1	5.72	2.3
SR4	30/9/2014 3:06	29.41	78.6	5.28	2.4	SR4	30/9/2014 9:06	29.60	85.4	5.78	3.3	SR4	30/9/2014 15:06	30.04	88.7	5.96	3.1	SR4	30/9/2014 21:06	29.79	84.7	5.70	2.2
SR4	30/9/2014 3:11	29.35	78.3	5.26	3.5	SR4	30/9/2014 9:11	29.62	85.1	5.75	3.3	SR4	30/9/2014 15:11	30.03	87.9	5.91	2.7	SR4	30/9/2014 21:11	29.82	85.0	5.71	2.4
SR4	30/9/2014 3:16	29.34	80.2	5.38	3.6	SR4	30/9/2014 9:16	29.62	85.5	5.78	2.9	SR4	30/9/2014 15:16	30.08	88.8	5.97	2.8	SR4	30/9/2014 21:16	29.84	86.2	5.80	2.2
SR4	30/9/2014 3:21	29.35	78.0	5.22	3.4	SR4	30/9/2014 9:21	29.63	85.2	5.76	3.6	SR4	30/9/2014 15:21	30.06	87.6	5.89	3.3	SR4	30/9/2014 21:21	29.82	86.5	5.81	2.2
SR4	30/9/2014 3:26	29.31	79.1	5.31	4.3	SR4	30/9/2014 9:26	29.63	86.0	5.81	3.6	SR4	30/9/2014 15:26	30.09	88.1	5.91	2.7	SR4	30/9/2014 21:26	29.79	84.4	5.68	2.6
SR4	30/9/2014 3:31	29.31	79.2	5.31	3.9	SR4	30/9/2014 9:31	29.65	86.2	5.82	3.1	SR4	30/9/2014 15:31	30.19	89.5	5.99	2.6	SR4	30/9/2014 21:31	29.81	84.5	5.68	2.3
SR4	30/9/2014 3:36	29.29	79.9	5.36	4.3	SR4	30/9/2014 9:36	29.52	84.5	5.70	6.7	SR4	30/9/2014 15:36	29.86	84.8	5.71	6.8	SR4	30/9/2014 21:36	29.54	84.7	5.70	4.8
SR4	30/9/2014 3:41	29.26	79.2	5.30	4.9	SR4	30/9/2014 9:41	29.48	84.7	5.72	6.7	SR4	30/9/2014 15:41	29.78	82.8	5.56	**14.3**	SR4	30/9/2014 21:41	29.53	84.5	5.68	3.9
SR4	30/9/2014 3:46	29.26	79.5	5.33	6.9	SR4	30/9/2014 9:46	29.42	84.1	5.68	8.0	SR4	30/9/2014 15:46	29.82	84.9	5.71	7.3	SR4	30/9/2014 21:46	29.54	84.5	5.68	4.0
SR4	30/9/2014 3:51	29.26	80.2	5.37	6.7	SR4	30/9/2014 9:51	29.43	83.8	5.65	7.5	SR4	30/9/2014 15:51	30.17	89.0	5.97	2.8	SR4	30/9/2014 21:51	29.54	84.3	5.67	3.7
SR4	30/9/2014 3:56	29.26	79.9	5.35	5.1	SR4	30/9/2014 9:56	29.47	83.9	5.66	5.9	SR4	30/9/2014 15:56	29.98	86.4	5.81	3.8	SR4	30/9/2014 21:56	29.47	83.4	5.62	5.2
SR4	30/9/2014 4:01	29.34	79.2	5.31	3.2	SR4	30/9/2014 10:01	29.42	83.8	5.65	8.7	SR4	30/9/2014 16:01	29.90	84.7	5.70	4.7	SR4	30/9/2014 22:01	29.34	82.5	5.54	6.4
SR4	30/9/2014 4:06	29.33	78.4	5.27	2.9	SR4	30/9/2014 10:06	29.40	83.6	5.64	7.7	SR4	30/9/2014 16:06	29.87	86.3	5.81	4.4	SR4	30/9/2014 22:06	29.33	82.1	5.52	6.2
SR4	30/9/2014 4:11	29.38	73.4	4.93	1.7	SR4	30/9/2014 10:11	29.37	83.4	5.62	**10.8**	SR4	30/9/2014 16:11	29.86	82.8	5.58	6.4	SR4	30/9/2014 22:11	29.34	82.1	5.52	6.5
SR4	30/9/2014 4:16	29.35	78.6	5.28	2.8	SR4	30/9/2014 10:16	29.36	83.1	5.59	**11.8**	SR4	30/9/2014 16:16	29.79	82.8	5.57	7.3	SR4	30/9/2014 22:16	29.31	81.9	5.50	5.6
SR4	30/9/2014 4:21	29.34	79.5	5.34	3.0	SR4	30/9/2014 10:21	29.36	82.7	5.57	8.2	SR4	30/9/2014 16:21	29.70	83.4	5.63	5.3	SR4	30/9/2014 22:21	29.32	81.3	5.46	5.1
SR4	30/9/2014 4:26	29.35	78.6	5.28	2.0	SR4	30/9/2014 10:26	29.39	83.6	5.62	5.2	SR4	30/9/2014 16:26	29.78	84.2	5.67	5.8	SR4	30/9/2014 22:26	29.30	82.0	5.51	5.6
SR4	30/9/2014 4:31	29.34	79.1	5.32	2.6	SR4	30/9/2014 10:31	29.40	83.6	5.62	5.4	SR4	30/9/2014 16:31	29.90	86.0	5.79	3.1	SR4	30/9/2014 22:31	29.40	82.5	5.54	4.1
SR4	30/9/2014 4:36	29.34	79.3	5.33	2.8	SR4	30/9/2014 10:36	29.38	83.1	5.59	4.8	SR4	30/9/2014 16:36	29.86	85.1	5.73	3.9	SR4	30/9/2014 22:36	29.41	82.8	5.57	4.1
SR4	30/9/2014 4:41	29.34	80.2	5.39	2.7	SR4	30/9/2014 10:41	29.45	83.5	5.60	4.7	SR4	30/9/2014 16:41	29.85	84.3	5.67	3.4	SR4	30/9/2014 22:41	29.44	83.0	5.58	3.8
SR4	30/9/2014 4:46	29.34	80.4	5.40	2.9	SR4	30/9/2014 10:46	29.45	84.0	5.65	4.7	SR4	30/9/2014 16:46	29.71	83.4	5.62	5.5	SR4	30/9/2014 22:46	29.41	82.0	5.52	3.7
SR4	30/9/2014 4:51	29.33	79.4	5.34	2.5	SR4	30/9/2014 10:51	29.50	84.0	5.65	3.6	SR4	30/9/2014 16:51	30.08	87.3	5.86	2.4	SR4	30/9/2014 22:51	29.43	82.8	5.57	3.6
SR4	30/9/2014 4:56	29.33	80.1	5.38	3.0	SR4	30/9/2014 10:56	29.51	84.9	5.70	4.4	SR4	30/9/2014 16:56	29.70	81.4	5.49	4.7	SR4	30/9/2014 22:56	29.44	82.3	5.53	3.4
SR4	30/9/2014 5:01	29.33	79.0	5.31	2.9	SR4	30/9/2014 11:01	29.53	84.7	5.70	3.8	SR4	30/9/2014 17:01	29.83	84.2	5.67	3.4	SR4	30/9/2014 23:01	29.45	82.9	5.58	3.6
SR4	30/9/2014 5:06	29.27	77.2	5.19	2.5	SR4	30/9/2014 11:06	29.62	86.3	5.80	3.4	SR4	30/9/2014 17:06	29.83	81.8	5.49	4.4	SR4	30/9/2014 23:06	29.47	83.0	5.58	3.2
SR4	30/9/2014 5:11	29.31	77.9	5.24	2.2	SR4	30/9/2014 11:11	29.59	85.1	5.72	4.3	SR4	30/9/2014 17:11	29.87	84.7	5.69	3.4	SR4	30/9/2014 23:11	29.46	82.8	5.57	3.2
SR4	30/9/2014 5:16	29.32	77.5	5.20	2.9	SR4	30/9/2014 11:16	29.53	84.6	5.68	3.7	SR4	30/9/2014 17:16	29.94	85.9	5.76	3.5	SR4	30/9/2014 23:16	29.47	82.5	5.55	3.0
SR4	30/9/2014 5:21	29.32	79.3	5.32	2.4	SR4	30/9/2014 11:21	29.61	85.2	5.73	3.5	SR4	30/9/2014 17:21	29.59	79.9	5.38	5.3	SR4	30/9/2014 23:21	29.47	82.0	5.52	2.4
SR4	30/9/2014 5:26	29.31	79.1	5.32	2.2	SR4	30/9/2014 11:26	29.72	85.6	5.76	3.3	SR4	30/9/2014 17:26	29.50	80.0	5.40	5.8	SR4	30/9/2014 23:26	29.48	82.8	5.57	2.6
SR4	30/9/2014 5:31	29.31	79.3	5.33	2.1	SR4	30/9/2014 11:31	29.73	85.9	5.75	9.2	SR4	30/9/2014 17:31	29.42	80.5	5.42	5.2	SR4	30/9/2014 23:31	29.49	83.1	5.60	2.7
SR4	30/9/2014 5:36	29.30	81.1	5.45	2.6	SR4	30/9/2014 11:36	29.75	85.8	5.77	3.3	SR4	30/9/2014 17:36	29.45	81.9	5.51	5.9	SR4	30/9/2014 23:36	29.49	82.3	5.54	2.5
SR4	30/9/2014 5:41	29.30	80.6	5.42	2.7	SR4	30/9/2014 11:41	29.75	85.6	5.76	3.5	SR4	30/9/2014 17:41	29.48	81.6	5.48	5.1	SR4	30/9/2014 23:41	29.47	82.5	5.56	2.6
SR4	30/9/2014 5:46	29.29	81.4	5.47	2.9	SR4	30/9/2014 11:46	29.77	86.1	5.79	3.4	SR4	30/9/2014 17:46	29.64	81.6	5.48	3.4	SR4	30/9/2014 23:46	29.46	81.1	5.46	2.2
SR4	30/9/2014 5:51	29.30	83.2	5.60	3.5	SR4	30/9/2014 11:51	29.77	86.1	5.79	3.1	SR4	30/9/2014 17:51	29.65	81.1	5.45	4.6	SR4	30/9/2014 23:51	29.47	81.5	5.49	2.1
SR4	30/9/2014 5:56	29.32	83.6	5.64	3.8	SR4	30/9/2014 11:56	29.79	87.1	5.83	3.2	SR4	30/9/2014 17:56	29.39	80.2	5.39	6.7	SR4	30/9/2014 23:56	29.47	81.6	5.50	1.8

Station	Timestamp	Temp (° C)	DO (%)	DO (mg/L)	Tur (NTU)	Station	Timestamp	Temp (° C)	DO (%)	DO (mg/L)	Tur (NTU)	Station	Timestamp	Temp (° C)	DO (%)	DO (mg/L)	Tur (NTU)	Station	Timestamp	Temp (°C)	DO (%)	DO (mg/L)	Tur (NTU)
SR5	30/9/2014 0:00	29.39	70.0	**4.54**	3.9	SR5	30/9/2014 6:00	29.68	77.9	**5.17**	3.6	SR5	30/9/2014 12:00	29.53	70.8	**4.62**	4.2	SR5	30/9/2014 18:00	30.34	86.1	5.61	1.9
SR5	30/9/2014 0:05	29.39	70.0	**4.54**	4.3	SR5	30/9/2014 6:05	29.68	77.4	**5.13**	3.7	SR5	30/9/2014 12:05	29.51	71.6	**4.67**	4.7	SR5	30/9/2014 18:05	30.36	86.5	5.64	1.9
SR5	30/9/2014 0:10	29.37	70.9	**4.60**	4.0	SR5	30/9/2014 6:10	29.69	77.3	**5.13**	4.1	SR5	30/9/2014 12:10	29.51	71.7	**4.68**	4.7	SR5	30/9/2014 18:10	30.33	85.4	5.57	2.0
SR5	30/9/2014 0:15	29.34	69.2	**4.48**	5.1	SR5	30/9/2014 6:15	29.69	76.7	**5.09**	3.7	SR5	30/9/2014 12:15	29.50	71.5	**4.66**	4.6	SR5	30/9/2014 18:15	30.32	84.8	5.53	2.0
SR5	30/9/2014 0:20	29.38	72.3	**4.69**	3.8	SR5	30/9/2014 6:20	29.68	76.9	**5.11**	4.2	SR5	30/9/2014 12:20	29.55	70.9	**4.63**	3.9	SR5	30/9/2014 18:20	30.36	85.3	5.57	1.7
SR5	30/9/2014 0:25	29.59	77.0	**5.01**	3.4	SR5	30/9/2014 6:25	29.69	76.7	**5.09**	3.7	SR5	30/9/2014 12:25	29.53	70.5	**4.60**	4.8	SR5	30/9/2014 18:25	30.36	86.9	5.66	1.9
SR5	30/9/2014 0:30	29.74	79.3	**5.18**	3.3	SR5	30/9/2014 6:30	29.69	77.0	**5.11**	3.9	SR5	30/9/2014 12:30	29.50	72.2	**4.71**	4.7	SR5	30/9/2014 18:30	30.39	89.1	5.81	1.6
SR5	30/9/2014 0:35	29.72	79.1	**5.16**	2.9	SR5	30/9/2014 6:35	29.69	76.7	**5.09**	4.2	SR5	30/9/2014 12:35	29.50	73.2	**4.76**	5.1	SR5	30/9/2014 18:35	30.39	89.7	5.86	1.8
SR5	30/9/2014 0:40	29.67	78.1	**5.10**	3.0	SR5	30/9/2014 6:40	29.70	76.7	**5.09**	4.2	SR5	30/9/2014 12:40	29.51	73.1	**4.76**	5.2	SR5	30/9/2014 18:40	30.40	90.0	5.89	1.6
SR5	30/9/2014 0:45	29.66	78.9	**5.15**	2.9	SR5	30/9/2014 6:45	29.70	76.4	**5.07**	3.7	SR5	30/9/2014 12:45	29.51	72.0	**4.69**	5.7	SR5	30/9/2014 18:45	30.44	89.6	5.86	2.0
SR5	30/9/2014 0:50	29.65	77.5	**5.05**	3.1	SR5	30/9/2014 6:50	29.70	76.8	**5.10**	3.6	SR5						SR5	30/9/2014 18:50	30.46	90.1	5.90	2.1
SR5	30/9/2014 0:55	29.62	78.7	**5.13**	2.8	SR5	30/9/2014 6:55	29.73	77.2	**5.13**	4.0	SR5						SR5	30/9/2014 18:55	30.43	88.9	5.82	2.2
SR5	30/9/2014 1:00	29.62	78.2	**5.10**	2.9	SR5	30/9/2014 7:00	29.73	77.0	**5.12**	4.1	SR5						SR5	30/9/2014 19:00	30.42	88.6	5.80	2.1
SR5	30/9/2014 1:05	29.61	77.5	**5.05**	3.2	SR5	30/9/2014 7:05	29.73	76.8	**5.11**	4.1	SR5	30/9/2014 13:05	29.56	74.4	**4.83**	4.5	SR5	30/9/2014 19:05	30.42	88.2	5.77	1.9
SR5	30/9/2014 1:10	29.59	77.2	**5.03**	3.5	SR5	30/9/2014 7:10	29.73	76.8	**5.11**	4.1	SR5	30/9/2014 13:10	29.59	73.5	**4.77**	4.7	SR5	30/9/2014 19:10	30.40	88.1	5.77	2.1
SR5	30/9/2014 1:15	29.60	75.4	**4.92**	2.9	SR5	30/9/2014 7:15	29.73	76.8	**5.10**	4.3	SR5	30/9/2014 13:15	29.56	73.3	**4.76**	4.6	SR5	30/9/2014 19:15	30.38	88.0	5.77	2.0
SR5	30/9/2014 1:20	29.60	76.0	**4.96**	2.9	SR5	30/9/2014 7:20	29.73	76.5	**5.09**	4.4	SR5	30/9/2014 13:20	29.62	73.1	**4.75**	4.2	SR5	30/9/2014 19:20	30.36	87.3	5.73	2.4
SR5	30/9/2014 1:25	29.62	75.3	**4.91**	3.2	SR5	30/9/2014 7:25	29.73	77.1	**5.13**	4.9	SR5	30/9/2014 13:25	29.75	74.2	**4.82**	3.7	SR5	30/9/2014 19:25	30.36	87.1	5.71	2.2
SR5	30/9/2014 1:30	29.58	77.6	**5.06**	2.9	SR5	30/9/2014 7:30	29.74	77.1	**5.13**	4.2	SR5	30/9/2014 13:30	29.73	73.5	**4.77**	3.6	SR5	30/9/2014 19:30	30.33	86.9	5.70	2.2
SR5	30/9/2014 1:35	29.57	77.2	**5.03**	3.3	SR5	30/9/2014 7:35	29.73	77.3	**5.14**	4.6	SR5	30/9/2014 13:35	29.84	74.5	**4.84**	3.4	SR5	30/9/2014 19:35	30.33	86.8	5.69	2.2
SR5	30/9/2014 1:40	29.51	77.0	**5.02**	4.2	SR5	30/9/2014 7:40	29.73	77.1	**5.13**	4.1	SR5	30/9/2014 13:40	29.92	76.5	**4.97**	3.1	SR5	30/9/2014 19:40	30.33	86.5	5.67	2.4
SR5	30/9/2014 1:45	29.53	76.7	**5.00**	4.1	SR5	30/9/2014 7:45	29.74	76.9	**5.11**	5.0	SR5	30/9/2014 13:45	30.04	78.9	**5.13**	3.5	SR5	30/9/2014 19:45	30.33	86.2	5.65	2.4
SR5	30/9/2014 1:50	29.57	75.2	**4.91**	3.3	SR5	30/9/2014 7:50	29.75	77.0	**5.12**	3.9	SR5	30/9/2014 13:50	29.99	76.6	**4.98**	3.1	SR5	30/9/2014 19:50	30.33	86.0	5.64	2.3
SR5	30/9/2014 1:55	29.57	75.0	**4.89**	2.7	SR5	30/9/2014 7:55	29.74	77.4	**5.14**	4.0	SR5	30/9/2014 13:55	30.11	78.3	**5.09**	3.2	SR5	30/9/2014 19:55	30.33	86.1	5.65	2.2
SR5	30/9/2014 2:00	29.54	75.6	**4.93**	3.4	SR5	30/9/2014 8:00	29.76	78.0	**5.18**	3.9	SR5	30/9/2014 14:00	30.18	79.9	**5.20**	3.0	SR5	30/9/2014 20:00	30.32	86.2	5.65	2.1
SR5	30/9/2014 2:05	29.55	75.2	**4.91**	2.5	SR5	30/9/2014 8:05	29.76	78.0	**5.18**	4.0	SR5	30/9/2014 14:05	30.17	79.5	**5.17**	3.3	SR5	30/9/2014 20:05	30.26	86.5	5.69	2.2
SR5	30/9/2014 2:10	29.51	76.3	**4.98**	2.6	SR5	30/9/2014 8:10	29.75	77.5	**5.15**	4.0	SR5	30/9/2014 14:10	30.16	79.1	**5.14**	3.1	SR5	30/9/2014 20:10	30.27	86.3	5.67	2.4
SR5	30/9/2014 2:15	29.52	77.1	**5.02**	2.7	SR5	30/9/2014 8:15	29.76	78.0	**5.18**	3.6	SR5	30/9/2014 14:15	30.20	78.8	**5.12**	3.4	SR5	30/9/2014 20:15	30.25	86.3	5.68	2.3
SR5	30/9/2014 2:20	29.52	76.9	**5.01**	2.9	SR5	30/9/2014 8:20	29.74	76.8	**5.11**	3.6	SR5	30/9/2014 14:20	30.15	79.4	**5.16**	3.9	SR5	30/9/2014 20:20	30.26	86.2	5.67	2.3
SR5	30/9/2014 2:25	29.52	75.6	**4.94**	2.5	SR5	30/9/2014 8:25	29.79	77.7	**5.16**	3.5	SR5	30/9/2014 14:25	30.15	78.8	**5.12**	3.0	SR5	30/9/2014 20:25	30.23	86.3	5.67	2.3
SR5	30/9/2014 2:30	29.55	73.7	**4.81**	2.2	SR5	30/9/2014 8:30	29.79	77.2	**5.13**	3.6	SR5	30/9/2014 14:30	30.12	80.4	**5.23**	3.0	SR5	30/9/2014 20:30	30.25	86.1	5.66	2.5
SR5	30/9/2014 2:35	29.52	78.6	**5.15**	2.3	SR5	30/9/2014 8:35	29.78	75.8	**5.04**	3.7	SR5	30/9/2014 14:35	30.12	80.8	**5.25**	2.9	SR5	30/9/2014 20:35	30.24	84.9	5.58	2.6
SR5	30/9/2014 2:40	29.55	79.1	**5.18**	2.7	SR5	30/9/2014 8:40	29.79	75.7	**5.03**	3.7	SR5	30/9/2014 14:40	30.09	80.5	**5.24**	3.3	SR5	30/9/2014 20:40	30.26	85.5	5.62	2.4
SR5	30/9/2014 2:45	29.57	79.0	**5.19**	2.6	SR5	30/9/2014 8:45	29.79	75.5	**5.01**	3.7	SR5	30/9/2014 14:45	30.10	80.7	**5.25**	3.0	SR5	30/9/2014 20:45	30.23	85.5	5.62	2.2
SR5	30/9/2014 2:50	29.57	78.3	**5.13**	2.6	SR5	30/9/2014 8:50	29.77	74.6	**4.95**	3.4	SR5	30/9/2014 14:50	30.10	80.5	**5.23**	3.0	SR5	30/9/2014 20:50	30.24	85.0	5.58	2.5
SR5	30/9/2014 2:55	29.58	77.9	**5.11**	2.7	SR5	30/9/2014 8:55	29.78	73.6	**4.89**	3.4	SR5	30/9/2014 14:55	30.12	81.0	**5.27**	2.9	SR5	30/9/2014 20:55	30.30	85.4	5.60	2.5
SR5	30/9/2014 3:00	29.61	78.4	**5.14**	3.1	SR5	30/9/2014 9:00	29.78	74.0	**4.91**	3.6	SR5	30/9/2014 15:00	30.32	79.1	**5.13**	2.6	SR5	30/9/2014 21:00	30.27	85.6	5.62	2.3
SR5	30/9/2014 3:05	29.63	78.9	**5.18**	2.8	SR5	30/9/2014 9:05	29.79	74.7	**4.96**	3.4	SR5	30/9/2014 15:05	30.28	79.7	**5.17**	2.9	SR5	30/9/2014 21:05	30.28	84.8	5.57	2.3
SR5	30/9/2014 3:10	29.62	78.8	**5.17**	2.7	SR5	30/9/2014 9:10	29.75	73.2	**4.87**	3.6	SR5	30/9/2014 15:10	30.22	81.1	**5.27**	3.1	SR5	30/9/2014 21:10	30.34	84.7	5.55	2.3
SR5	30/9/2014 3:15	29.60	78.4	**5.14**	2.8	SR5	30/9/2014 9:15	29.74	73.3	**4.87**	4.2	SR5	30/9/2014 15:15	30.28	80.2	**5.20**	2.8	SR5	30/9/2014 21:15	30.40	84.4	5.53	3.1
SR5	30/9/2014 3:20	29.56	78.4	**5.14**	2.8	SR5	30/9/2014 9:20	29.75	74.0	**4.90**	4.2	SR5	30/9/2014 15:20	30.17	80.6	**5.23**	3.0	SR5	30/9/2014 21:20	30.32	85.0	5.57	2.4
SR5	30/9/2014 3:25	29.54	79.4	**5.22**	2.4	SR5	30/9/2014 9:25	29.76	74.4	**4.93**	4.0	SR5	30/9/2014 15:25	30.32	80.6	**5.22**	3.1	SR5	30/9/2014 21:25	30.31	84.9	5.57	2.3
SR5	30/9/2014 3:30	29.53	79.8	**5.26**	2.6	SR5	30/9/2014 9:30	29.77	75.1	**4.97**	4.0	SR5	30/9/2014 15:30	30.27	79.9	**5.18**	3.7	SR5	30/9/2014 21:30	30.36	82.7	5.42	2.4
SR5	30/9/2014 3:35	29.52	79.4	**5.24**	2.3	SR5	30/9/2014 9:35	29.77	75.6	**5.00**	3.7	SR5	30/9/2014 15:35	30.26	82.2	**5.33**	2.6	SR5	30/9/2014 21:35	30.32	82.1	**5.37**	2.3
SR5	30/9/2014 3:40	29.56	79.5	**5.24**	2.4	SR5	30/9/2014 9:40	29.78	75.8	**5.02**	4.5	SR5	30/9/2014 15:40	30.26	82.8	**5.37**	2.8	SR5	30/9/2014 21:40	30.32	81.7	**5.34**	2.4
SR5	30/9/2014 3:45	29.60	80.3	**5.30**	2.2	SR5	30/9/2014 9:45	29.79	76.0	**5.02**	4.0	SR5	30/9/2014 15:45	30.24	82.0	**5.33**	2.7	SR5	30/9/2014 21:45	30.29	83.6	5.48	2.2
SR5	30/9/2014 3:50	29.62	79.8	**5.27**	2.1	SR5	30/9/2014 9:50	29.79	75.9	**5.02**	3.9	SR5	30/9/2014 15:50	30.50	79.2	**5.12**	2.5	SR5	30/9/2014 21:50	30.26	83.8	5.49	2.3
SR5	30/9/2014 3:55	29.64	79.6	**5.25**	2.1	SR5	30/9/2014 9:55	29.80	76.4	**5.05**	3.8	SR5	30/9/2014 15:55	30.26	80.9	**5.25**	2.8	SR5	30/9/2014 21:55	30.22	83.3	5.45	2.5
SR5	30/9/2014 4:00	29.69	80.7	**5.35**	2.0	SR5	30/9/2014 10:00	29.80	76.4	**5.05**	4.0	SR5	30/9/2014 16:00	30.28	79.2	**5.14**	2.8	SR5	30/9/2014 22:00	30.23	82.4	5.39	2.2
SR5	30/9/2014 4:05	29.69	80.2	**5.31**	2.0	SR5	30/9/2014 10:05	29.81	76.9	**5.08**	3.7	SR5	30/9/2014 16:05	30.39	82.0	**5.31**	2.4	SR5	30/9/2014 22:05	30.18	82.6	5.40	2.2
SR5	30/9/2014 4:10	29.63	80.7	**5.34**	2.1	SR5	30/9/2014 10:10	29.81	76.7	**5.07**	3.4	SR5	30/9/2014 16:10	30.18	82.2	**5.34**	3.0	SR5	30/9/2014 22:10	30.12	81.2	**5.31**	2.3
SR5	30/9/2014 4:15	29.64	80.0	**5.30**	2.4	SR5	30/9/2014 10:15	29.80	76.2	**5.04**	4.3	SR5	30/9/2014 16:15	30.22	82.3	**5.34**	2.8	SR5	30/9/2014 22:15	30.09	80.4	**5.26**	2.9
SR5	30/9/2014 4:20	29.63	79.4	**5.26**	2.6	SR5	30/9/2014 10:20	29.75	74.3	**4.90**	3.9	SR5	30/9/2014 16:20	30.41	84.7	5.49	2.4	SR5	30/9/2014 22:20	30.10	80.0	**5.23**	2.5
SR5	30/9/2014 4:25	29.61	79.6	**5.27**	2.6	SR5	30/9/2014 10:25	29.76	72.8	**4.81**	4.3	SR5	30/9/2014 16:25	30.25	84.3	5.48	2.9	SR5	30/9/2014 22:25	29.69	73.5	**4.78**	2.6
SR5	30/9/2014 4:30	29.62	79.3	**5.26**	3.0	SR5	30/9/2014 10:30	29.75	71.9	**4.74**	4.2	SR5	30/9/2014 16:30	30.24	83.5	5.43	2.5	SR5	30/9/2014 22:30	29.65	75.8	**4.92**	3.0
SR5	30/9/2014 4:35	29.61	79.2	**5.25**	2.7	SR5	30/9/2014 10:35	29.66	72.7	**4.78**	5.7	SR5	30/9/2014 16:35	30.25	84.5	5.49	2.4	SR5	30/9/2014 22:35	29.65	76.0	**4.93**	3.3
SR5	30/9/2014 4:40	29.62	79.0	**5.23**	2.9	SR5	30/9/2014 10:40	29.62	73.0	**4.79**	4.4	SR5	30/9/2014 16:40	30.22	83.9	5.46	2.4	SR5	30/9/2014 22:40	29.65	75.6	**4.91**	2.6
SR5	30/9/2014 4:45	29.58	79.2	**5.26**	2.8	SR5	30/9/2014 10:45	29.57	72.5	**4.75**	5.4	SR5	30/9/2014 16:45	30.29	84.7	5.51	2.1	SR5	30/9/2014 22:45	29.64	74.8	**4.86**	2.8
SR5	30/9/2014 4:50	29.63	79.1	**5.25**	2.9	SR5	30/9/2014 10:50	29.58	73.3	**4.80**	4.7	SR5	30/9/2014 16:50	30.28	84.9	5.52	2.2	SR5	30/9/2014 22:50	29.58	75.4	**4.89**	3.6
SR5	30/9/2014 4:55	29.62	79.1	**5.24**	3.2	SR5	30/9/2014 10:55	29.58	72.0	**4.71**	5.1	SR5	30/9/2014 16:55	30.26	84.7	5.51	2.1	SR5	30/9/2014 22:55	29.59	75.1	**4.87**	3.0
SR5	30/9/2014 5:00	29.63	78.7	**5.21**	3.5	SR5	30/9/2014 11:00	29.58	72.2	**4.72**	5.0	SR5	30/9/2014 17:00	30.25	84.6	5.51	2.2	SR5	30/9/2014 23:00	29.61	73.6	**4.78**	2.6
SR5	30/9/2014 5:05	29.63	78.7	**5.21**	3.8	SR5	30/9/2014 11:05	29.59	71.2	**4.66**	4.8	SR5	30/9/2014 17:05	30.17	83.2	5.41	2.4	SR5	30/9/2014 23:05	29.61	73.1	**4.75**	2.5
SR5	30/9/2014 5:10	29.62	77.9	**5.16**	2.8	SR5	30/9/2014 11:10	29.58	72.8	**4.77**	5.3	SR5	30/9/2014 17:10	30.30	85.6	5.57	2.0	SR5	30/9/2014 23:10	29.61	74.7	**4.85**	2.8
SR5	30/9/2014 5:15	29.64	79.0	**5.24**	3.1	SR5	30/9/2014 11:15	29.57	73.7	**4.82**	4.6	SR5	30/9/2014 17:15	30.22	83.0	5.40	2.3	SR5	30/9/2014 23:15	29.57	74.4	**4.83**	3.4
SR5	30/9/2014 5:20	29.65	78.7	**5.22**	3.4	SR5	30/9/2014 11:20	29.57	73.9	**4.83**	3.8	SR5	30/9/2014 17:20	30.33	83.5	5.44	1.9	SR5	30/9/2014 23:20	29.55	73.7	**4.78**	3.2
SR5	30/9/2014 5:25	29.69	78.7	**5.23**	3.2	SR5	30/9/2014 11:25	29.58	72.4	**4.74**	4.7	SR5	30/9/2014 17:25	30.35	86.3	5.62	1.7	SR5	30/9/2014 23:25	29.56	74.0	**4.80**	3.3
SR5	30/9/2014 5:30	29.66	78.4	**5.20**	3.0	SR5	30/9/2014 11:30	29.59	70.8	**4.63**	5.0	SR5	30/9/2014 17:30	30.31	85.1	5.54	1.9	SR5	30/9/2014 23:30	29.56	73.8	**4.78**	3.4
SR5	30/9/2014 5:35	29.67	78.1	**5.19**	3.1	SR5	30/9/2014 11:35	29.57	72.8	**4.76**	4.0	SR5	30/9/2014 17:35	30.31	85.5	5.57	2.2	SR5	30/9/2014 23:35	29.55	72.7	**4.72**	3.1
SR5	30/9/2014 5:40	29.65	78.1	**5.18**	3.3	SR5	30/9/2014 11:40	29.56	71.0	**4.64**	4.7	SR5	30/9/2014 17:40	30.38	86.7	5.66	1.9	SR5	30/9/2014 23:40	29.57	74.3	**4.82**	2.9
SR5	30/9/2014 5:45	29.67	78.0	**5.18**	3.4	SR5	30/9/2014 11:45	29.57	70.0	**4.58**	4.1	SR5	30/9/2014 17:45	30.35	86.1	5.62	2.0	SR5	30/9/2014 23:45	29.58	75.3	**4.88**	3.6
SR5	30/9/2014 5:50	29.67	77.9	**5.17**	4.2	SR5	30/9/2014 11:50	29.54	70.5	**4.61**	5.6	SR5	30/9/2014 17:50	30.35	86.1	5.62	2.0	SR5	30/9/2014 23:50	29.58	76.3	**4.94**	3.7
SR5	30/9/2014 5:55	29.68	78.1	**5.18**	4.0	SR5	30/9/2014 11:55	29.55	70.7	**4.62**	4.8	SR5	30/9/2014 17:55	30.33	85.1	5.55	3.2	SR5	30/9/2014 23:55	29.57	74.8	**4.85**	3.6

Station	Timestamp	Temp (° C)	DO (%)	DO (mg/L)	Tur (NTU)	Station	Timestamp	Temp (° C)	DO (%)	DO (mg/L)	Tur (NTU)	Station	Timestamp	Temp (° C)	DO (%)	DO (mg/L)	Tur (NTU)	Station	Timestamp	Temp (°C)	DO (%)	DO (mg/L)	Tur (NTU)
SR9	30/9/2014 0:00	29.54	154.3	10.02	1.8	SR9	30/9/2014 6:00	29.49	132.1	8.57	2.7	SR9	30/9/2014 12:00	29.67	129.1	8.37	4.2	SR9	30/9/2014 18:00	30.19	165.2	10.60	3.4
SR9	30/9/2014 0:05	29.55	153.2	9.95	2.3	SR9	30/9/2014 6:05	29.49	130.0	8.45	2.9	SR9	30/9/2014 12:05	29.66	128.3	8.31	4.2	SR9	30/9/2014 18:05	30.25	173.8	11.13	4.5
SR9	30/9/2014 0:10	29.54	151.9	9.75	1.7	SR9	30/9/2014 6:10	29.50	129.7	8.41	3.6	SR9	30/9/2014 12:10	29.71	126.5	8.20	4.3	SR9	30/9/2014 18:10	30.24	173.7	11.13	3.5
SR9	30/9/2014 0:15	29.52	153.7	9.85	1.9	SR9	30/9/2014 6:15	29.43	138.3	9.00	1.7	SR9	30/9/2014 12:15	29.72	126.4	8.16	4.5	SR9	30/9/2014 18:15	30.25	172.3	11.05	3.1
SR9	30/9/2014 0:20	29.56	148.2	9.48	**6.0**	SR9	30/9/2014 6:20	29.43	137.1	8.87	2.3	SR9	30/9/2014 12:20	29.64	124.6	8.05	**5.2**	SR9	30/9/2014 18:20	30.22	170.9	10.95	3.3
SR9	30/9/2014 0:25	29.55	157.4	10.08	1.5	SR9	30/9/2014 6:25	29.43	137.0	8.88	1.7	SR9	30/9/2014 12:25	29.67	124.2	8.03	**5.8**	SR9	30/9/2014 18:25	30.13	164.6	10.57	3.5
SR9	30/9/2014 0:30	29.57	154.1	9.86	1.7	SR9	30/9/2014 6:30	29.44	136.2	8.84	1.5	SR9	30/9/2014 12:30	29.78	128.3	8.28	4.2	SR9	30/9/2014 18:30	30.30	163.6	10.48	3.7
SR9	30/9/2014 0:35	29.58	158.7	10.16	1.2	SR9	30/9/2014 6:35	29.45	135.6	8.81	2.0	SR9	30/9/2014 12:35	29.72	124.1	8.02	**5.4**	SR9	30/9/2014 18:35	30.28	159.8	10.26	3.6
SR9	30/9/2014 0:40	29.59	157.7	10.11	1.3	SR9	30/9/2014 6:40	29.43	138.6	9.01	1.8	SR9	30/9/2014 12:40	29.73	125.1	8.09	**5.9**	SR9	30/9/2014 18:40	30.31	157.9	10.12	3.5
SR9	30/9/2014 0:45	29.59	156.1	10.00	1.4	SR9	30/9/2014 6:45	29.42	140.4	9.11	1.8	SR9	30/9/2014 12:45	29.72	124.2	8.02	**5.9**	SR9	30/9/2014 18:45	30.30	155.7	9.97	3.6
SR9	30/9/2014 0:50	29.59	156.0	9.99	1.2	SR9	30/9/2014 6:50	29.41	142.4	9.23	1.0	SR9	30/9/2014 12:50	29.76	121.9	7.84	**7.3**	SR9	30/9/2014 18:50	30.33	154.6	9.89	3.7
SR9	30/9/2014 0:55	29.59	154.1	9.87	2.0	SR9	30/9/2014 6:55	29.41	141.7	9.19	1.1	SR9	30/9/2014 12:55	29.74	121.0	7.81	**6.3**	SR9	30/9/2014 18:55	30.32	153.7	9.84	4.0
SR9	30/9/2014 1:00	29.60	153.0	9.80	1.5	SR9	30/9/2014 7:00	29.43	140.4	9.10	1.4	SR9	30/9/2014 13:00	29.79	121.2	7.80	**6.3**	SR9	30/9/2014 19:00	30.21	148.3	9.52	4.0
SR9	30/9/2014 1:05	29.59	150.8	9.66	1.8	SR9	30/9/2014 7:05	29.45	139.1	9.02	1.7	SR9	30/9/2014 13:05	29.83	122.5	7.87	**5.9**	SR9	30/9/2014 19:05	30.24	148.5	9.54	4.1
SR9	30/9/2014 1:10	29.60	150.8	9.66	1.8	SR9	30/9/2014 7:10	29.44	138.4	8.98	1.5	SR9	30/9/2014 13:10	29.74	122.3	7.87	**6.7**	SR9	30/9/2014 19:10	30.18	146.9	9.42	4.2
SR9	30/9/2014 1:15	29.59	150.4	9.63	2.4	SR9	30/9/2014 7:15	29.54	125.3	8.11	2.1	SR9	30/9/2014 13:15	29.81	125.1	8.04	**6.0**	SR9	30/9/2014 19:15	30.05	143.2	9.19	4.4
SR9	30/9/2014 1:20	29.59	150.2	9.62	1.8	SR9	30/9/2014 7:20	29.53	124.5	8.05	2.1	SR9	30/9/2014 13:20	29.77	125.7	8.09	**6.0**	SR9	30/9/2014 19:20	30.07	143.1	9.19	4.3
SR9	30/9/2014 1:25	29.59	150.3	9.62	1.6	SR9	30/9/2014 7:25	29.54	124.9	8.09	2.4	SR9	30/9/2014 13:25	29.78	128.8	8.27	**6.4**	SR9	30/9/2014 19:25	30.07	141.9	9.10	4.6
SR9	30/9/2014 1:30	29.59	150.6	9.64	1.6	SR9	30/9/2014 7:30	29.55	125.0	8.10	2.1	SR9	30/9/2014 13:30	29.77	131.0	8.43	**6.1**	SR9	30/9/2014 19:30	29.99	140.1	9.00	4.7
SR9	30/9/2014 1:35	29.59	149.9	9.60	1.7	SR9	30/9/2014 7:35	29.56	124.1	8.05	2.4	SR9	30/9/2014 13:35	29.80	132.5	8.54	**5.9**	SR9	30/9/2014 19:35	30.10	142.2	9.13	4.6
SR9	30/9/2014 1:40	29.59	150.8	9.65	1.5	SR9	30/9/2014 7:40	29.57	124.3	8.06	2.3	SR9	30/9/2014 13:40	29.71	128.4	8.27	**6.8**	SR9	30/9/2014 19:40	30.07	143.8	9.25	4.4
SR9	30/9/2014 1:45	29.58	150.5	9.65	1.6	SR9	30/9/2014 7:45	29.50	123.1	7.99	2.1	SR9	30/9/2014 13:45	29.75	135.1	8.70	**6.4**	SR9	30/9/2014 19:45	30.06	143.7	9.23	4.7
SR9	30/9/2014 1:50	29.58	149.8	9.60	1.6	SR9	30/9/2014 7:50	29.49	122.3	7.94	1.9	SR9	30/9/2014 13:50	29.84	132.1	8.49	**5.9**	SR9	30/9/2014 19:50	29.98	143.2	9.19	**5.0**
SR9	30/9/2014 1:55	29.59	149.2	9.56	1.9	SR9	30/9/2014 7:55	29.52	122.5	7.96	1.8	SR9	30/9/2014 13:55	29.88	132.5	8.51	**5.6**	SR9	30/9/2014 19:55	29.93	142.9	9.19	**5.2**
SR9	30/9/2014 2:00	29.58	147.5	9.45	2.1	SR9	30/9/2014 8:00	29.53	122.4	7.96	2.6	SR9	30/9/2014 14:00	29.92	136.5	8.76	**5.5**	SR9	30/9/2014 20:00	29.88	140.1	9.04	**5.2**
SR9	30/9/2014 2:05	29.59	146.8	9.41	2.9	SR9	30/9/2014 8:05	29.53	123.0	7.99	2.2	SR9	30/9/2014 14:05	29.95	136.4	8.75	**5.3**	SR9	30/9/2014 20:05	29.91	140.9	9.05	**5.7**
SR9	30/9/2014 2:10	29.60	148.0	9.48	2.5	SR9	30/9/2014 8:10	29.54	123.0	7.97	1.9	SR9	30/9/2014 14:10	29.89	134.6	8.64	**5.8**	SR9	30/9/2014 20:10	29.96	142.5	9.19	**4.8**
SR9	30/9/2014 2:15	29.60	149.3	9.56	3.3	SR9	30/9/2014 8:15	29.54	123.3	7.98	3.0	SR9	30/9/2014 14:15	29.90	137.4	8.84	**5.9**	SR9	30/9/2014 20:15	29.94	142.2	9.14	**5.5**
SR9	30/9/2014 2:20	29.60	148.8	9.53	2.2	SR9	30/9/2014 8:20	29.54	122.7	7.97	2.2	SR9	30/9/2014 14:20	29.75	133.4	8.57	**7.5**	SR9	30/9/2014 20:20	29.92	140.9	9.07	**5.4**
SR9	30/9/2014 2:25	29.58	150.2	9.63	1.5	SR9	30/9/2014 8:25	29.54	122.9	7.97	2.6	SR9	30/9/2014 14:25	29.78	135.7	8.72	**7.3**	SR9	30/9/2014 20:25	29.95	142.1	9.13	**5.5**
SR9	30/9/2014 2:30	29.58	149.7	9.60	1.6	SR9	30/9/2014 8:30	29.56	123.2	7.98	2.4	SR9	30/9/2014 14:30	29.82	138.6	8.90	**6.7**	SR9	30/9/2014 20:30	29.94	144.3	9.28	**5.0**
SR9	30/9/2014 2:35	29.58	148.4	9.51	2.3	SR9	30/9/2014 8:35	29.56	123.1	7.97	2.4	SR9	30/9/2014 14:35	29.87	141.4	9.07	**6.4**	SR9	30/9/2014 20:35	29.94	146.8	9.46	**5.0**
SR9	30/9/2014 2:40	29.58	148.3	9.51	2.2	SR9	30/9/2014 8:40	29.57	123.1	7.97	2.3	SR9	30/9/2014 14:40	29.87	141.1	9.09	**6.5**	SR9	30/9/2014 20:40	29.94	156.9	10.07	4.0
SR9	30/9/2014 2:45	29.58	144.9	9.29	2.4	SR9	30/9/2014 8:45	29.55	122.1	7.91	2.5	SR9	30/9/2014 14:45	29.87	140.2	9.02	**5.7**	SR9	30/9/2014 20:45	29.95	162.1	10.42	3.2
SR9	30/9/2014 2:50	29.58	143.4	9.19	2.5	SR9	30/9/2014 8:50	29.57	122.4	7.92	2.4	SR9	30/9/2014 14:50	29.89	142.5	9.17	**5.8**	SR9	30/9/2014 20:50	29.97	163.3	10.48	2.9
SR9	30/9/2014 2:55	29.58	143.8	9.21	2.9	SR9	30/9/2014 8:55	29.58	123.3	7.99	2.6	SR9	30/9/2014 14:55	29.92	144.9	9.32	**5.1**	SR9	30/9/2014 20:55	30.01	161.8	10.39	3.5
SR9	30/9/2014 3:00	29.58	142.1	9.10	2.5	SR9	30/9/2014 9:00	29.58	122.5	7.95	2.6	SR9	30/9/2014 15:00	29.93	144.7	9.31	**6.1**	SR9	30/9/2014 21:00	29.95	163.8	10.51	2.4
SR9	30/9/2014 3:05	29.58	146.0	9.35	2.2	SR9	30/9/2014 9:05	29.63	123.8	8.02	2.5	SR9	30/9/2014 15:05	29.93	144.9	9.33	**5.4**	SR9	30/9/2014 21:05	29.94	162.7	10.44	2.6
SR9	30/9/2014 3:10	29.57	146.1	9.36	2.0	SR9	30/9/2014 9:10	29.62	124.8	8.10	2.7	SR9	30/9/2014 15:10	29.94	145.9	9.39	**5.2**	SR9	30/9/2014 21:10	29.97	164.6	10.57	2.6
SR9	30/9/2014 3:15	29.56	148.8	9.53	1.5	SR9	30/9/2014 9:15	29.63	124.7	8.10	2.7	SR9	30/9/2014 15:15	29.93	143.4	9.22	**5.2**	SR9	30/9/2014 21:15	30.01	165.5	10.60	2.3
SR9	30/9/2014 3:20	29.56	150.2	9.63	1.3	SR9	30/9/2014 9:20	29.63	125.3	8.10	2.9	SR9	30/9/2014 15:20	29.94	143.2	9.21	**5.2**	SR9	30/9/2014 21:20	30.02	164.7	10.57	2.6
SR9	30/9/2014 3:25	29.56	148.1	9.49	2.2	SR9	30/9/2014 9:25	29.61	125.1	8.09	2.9	SR9	30/9/2014 15:25	30.05	158.1	10.15	**5.1**	SR9	30/9/2014 21:25	30.06	156.8	10.06	4.0
SR9	30/9/2014 3:30	29.54	149.8	9.60	1.1	SR9	30/9/2014 9:30	29.72	127.0	8.21	2.4	SR9	30/9/2014 15:30	29.99	151.0	9.71	**5.3**	SR9	30/9/2014 21:30	30.08	156.8	10.06	3.8
SR9	30/9/2014 3:35	29.52	149.4	9.59	1.4	SR9	30/9/2014 9:35	29.69	127.2	8.23	2.6	SR9	30/9/2014 15:35	30.02	155.2	9.98	**5.0**	SR9	30/9/2014 21:35	30.07	153.8	9.89	4.2
SR9	30/9/2014 3:40	29.48	148.7	9.55	1.2	SR9	30/9/2014 9:40	29.68	127.8	8.28	2.5	SR9	30/9/2014 15:40	29.97	152.2	9.79	**5.0**	SR9	30/9/2014 21:40	30.07	154.5	9.86	3.9
SR9	30/9/2014 3:45	29.44	148.4	9.53	**5.5**	SR9	30/9/2014 9:45	29.74	128.6	8.33	2.7	SR9	30/9/2014 15:45	30.00	157.2	10.11	**4.8**	SR9	30/9/2014 21:45	30.04	159.8	10.21	**5.2**
SR9	30/9/2014 3:50	29.46	147.6	9.47	1.6	SR9	30/9/2014 9:50	29.80	128.7	8.31	2.3	SR9	30/9/2014 15:50	30.05	157.2	10.09	**4.9**	SR9	30/9/2014 21:50	30.04	162.3	10.36	2.6
SR9	30/9/2014 3:55	29.47	146.3	9.46	**5.7**	SR9	30/9/2014 9:55	29.76	129.3	8.36	2.6	SR9	30/9/2014 15:55	30.16	167.1	10.71	**5.2**	SR9	30/9/2014 21:55	30.02	159.7	10.20	2.5
SR9	30/9/2014 4:00	29.49	147.2	9.52	1.3	SR9	30/9/2014 10:00	29.72	130.0	8.42	2.8	SR9	30/9/2014 16:00	30.49	161.9	10.35	**5.5**	SR9	30/9/2014 22:00	30.04	158.3	10.29	2.6
SR9	30/9/2014 4:05	29.48	145.9	9.44	1.9	SR9	30/9/2014 10:05	29.70	130.0	8.43	3.2	SR9	30/9/2014 16:05	30.29	163.2	10.45	**5.4**	SR9	30/9/2014 22:05	30.06	159.7	10.25	2.4
SR9	30/9/2014 4:10	29.50	146.6	9.47	**6.3**	SR9	30/9/2014 10:10	29.81	131.0	8.46	2.8	SR9	30/9/2014 16:10	30.34	170.1	10.90	**5.0**	SR9	30/9/2014 22:10	30.12	165.8	10.59	1.7
SR9	30/9/2014 4:15	29.54	147.1	9.47	1.8	SR9	30/9/2014 10:15	29.83	131.9	8.52	2.4	SR9	30/9/2014 16:15	30.39	171.9	11.01	4.2	SR9	30/9/2014 22:15	30.19	166.2	10.56	1.7
SR9	30/9/2014 4:20	29.52	147.0	9.46	3.9	SR9	30/9/2014 10:20	29.82	132.3	8.55	2.4	SR9	30/9/2014 16:20	30.66	182.5	11.62	3.5	SR9	30/9/2014 22:20	30.23	167.4	10.63	1.3
SR9	30/9/2014 4:25	29.49	146.5	9.47	3.1	SR9	30/9/2014 10:25	29.78	131.7	8.51	2.6	SR9	30/9/2014 16:25	30.65	187.0	11.92	3.6	SR9	30/9/2014 22:25	30.24	169.3	10.77	1.5
SR9	30/9/2014 4:30	29.50	146.4	9.48	**6.2**	SR9						SR9	30/9/2014 16:30	30.57	189.1	12.06	3.3	SR9	30/9/2014 22:30	30.19	162.2	10.33	1.8
SR9	30/9/2014 4:35	29.51	146.5	9.43	**9.8**	SR9						SR9	30/9/2014 16:35	30.67	194.9	12.43	2.8	SR9	30/9/2014 22:35	30.21	163.1	10.45	1.8
SR9	30/9/2014 4:40	29.49	146.2	9.48	2.8	SR9						SR9	30/9/2014 16:40	30.62	198.3	12.65	2.8	SR9	30/9/2014 22:40	30.31	173.8	11.14	1.0
SR9	30/9/2014 4:45	29.46	146.1	9.45	**11.1**	SR9						SR9	30/9/2014 16:45	30.65	199.5	12.70	2.8	SR9	30/9/2014 22:45	30.30	174.0	11.17	1.3
SR9	30/9/2014 4:50	29.49	145.9	9.44	1.5	SR9	30/9/2014 10:50	29.93	135.0	8.70	2.2	SR9	30/9/2014 16:50	30.57	199.9	12.74	2.6	SR9	30/9/2014 22:50	30.30	172.7	11.08	0.9
SR9	30/9/2014 4:55	29.46	145.3	9.42	1.7	SR9	30/9/2014 10:55	29.81	132.7	8.55	2.5	SR9	30/9/2014 16:55	30.49	198.5	12.68	2.8	SR9	30/9/2014 22:55	30.34	174.9	11.22	1.1
SR9	30/9/2014 5:00	29.46	144.2	9.34	1.3	SR9	30/9/2014 11:00	29.74	137.2	8.87	2.7	SR9	30/9/2014 17:00	30.40	198.6	12.70	2.8	SR9	30/9/2014 23:00	30.33	174.2	11.20	0.7
SR9	30/9/2014 5:05	29.45	142.1	9.21	1.3	SR9	30/9/2014 11:05	29.75	138.0	8.92	2.4	SR9	30/9/2014 17:05	30.45	198.2	12.68	2.9	SR9	30/9/2014 23:05	30.36	174.7	11.21	0.7
SR9	30/9/2014 5:10	29.52	143.1	9.26	2.8	SR9	30/9/2014 11:10	29.81	138.7	8.97	2.5	SR9	30/9/2014 17:10	30.46	199.5	12.76	2.8	SR9	30/9/2014 23:10	30.39	173.2	11.20	0.6
SR9	30/9/2014 5:15	29.47	143.0	9.27	1.5	SR9	30/9/2014 11:15	29.77	139.3	9.02	2.5	SR9	30/9/2014 17:15	30.79	200.3	12.72	2.7	SR9	30/9/2014 23:15	30.36	174.0	11.36	0.9
SR9	30/9/2014 5:20	29.47	140.8	9.15	1.6	SR9	30/9/2014 11:20	29.75	140.1	9.07	2.8	SR9	30/9/2014 17:20	30.52	199.2	12.67	2.6	SR9	30/9/2014 23:20	30.38	175.0	11.35	0.7
SR9	30/9/2014 5:25	29.46	140.0	9.10	1.1	SR9	30/9/2014 11:25	29.76	140.7	9.10	2.8	SR9	30/9/2014 17:25	30.45	189.1	12.07	2.9	SR9	30/9/2014 23:25	30.39	175.1	11.38	0.7
SR9	30/9/2014 5:30	29.45	139.1	9.02	1.4	SR9	30/9/2014 11:30	29.75	141.9	9.20	2.5	SR9	30/9/2014 17:30	30.16	165.6	10.62	3.9	SR9	30/9/2014 23:30	30.39	175.6	11.45	0.7
SR9	30/9/2014 5:35	29.47	139.0	9.00	1.5	SR9	30/9/2014 11:35	29.67	138.1	8.95	2.4	SR9	30/9/2014 17:35	30.29	182.3	11.66	3.1	SR9	30/9/2014 23:35	30.40	176.0	11.27	0.4
SR9	30/9/2014 5:40	29.48	136.6	8.86	2.3	SR9	30/9/2014 11:40	29.55	119.7	7.77	**5.6**	SR9	30/9/2014 17:40	30.25	182.2	11.67	3.5	SR9	30/9/2014 23:40	30.38	175.3	11.36	0.7
SR9	30/9/2014 5:45	29.49	131.4	8.52	2.8	SR9	30/9/2014 11:45	29.66	133.4	8.65	3.0	SR9	30/9/2014 17:45	30.26	187.2	11.99	3.0	SR9	30/9/2014 23:45	30.37	171.5	11.06	0.5
SR9	30/9/2014 5:50	29.48	129.3	8.36	2.7	SR9	30/9/2014 11:50	29.62	128.6	8.34	3.8	SR9	30/9/2014 17:50	30.31	187.4	11.99	3.0	SR9	30/9/2014 23:50	30.34	166.9	10.80	0.5
SR9	30/9/2014 5:55	29.50	129.0	8.34	2.9	SR9	30/9/2014 11:55	29.68	131.7	8.53	3.5	SR9	30/9/2014 17:55	30.19	169.4	10.91	4.1	SR9	30/9/2014 23:55	30.38	171.8	11.12	0.8

Station	Timestamp	Temp (° C)	DO (%)	DO (mg/L)	Tur (NTU)	Station	Timestamp	Temp (° C)	DO (%)	DO (mg/L)	Tur (NTU)	Station	Timestamp	Temp (° C)	DO (%)	DO (mg/L)	Tur (NTU)	Station	Timestamp	Temp (°C)	DO (%)	DO (mg/L)	Tur (NTU)
SR10	30/9/2014 0:00	29.50	66.6	**4.51**	2.7	SR10	30/9/2014 6:00	29.39	83.7	**5.72**	4.2	SR10	30/9/2014 12:00	29.59	70.7	**4.81**	2.5	SR10	30/9/2014 18:00	29.68	89.7	**5.73**	0.1
SR10	30/9/2014 0:05	29.51	69.4	**4.69**	2.4	SR10	30/9/2014 6:05	29.38	83.1	**5.69**	3.4	SR10	30/9/2014 12:05	29.65	70.7	**4.81**	2.4	SR10	30/9/2014 18:05	29.71	90.3	**5.76**	0.1
SR10	30/9/2014 0:10	29.53	84.9	**5.74**	4.2	SR10	30/9/2014 6:10	29.38	82.0	**5.61**	3.8	SR10	30/9/2014 12:10	29.56	72.9	**4.97**	2.9	SR10	30/9/2014 18:10	29.70	89.9	**5.74**	0.1
SR10	30/9/2014 0:15	29.49	83.4	**5.65**	3.5	SR10	30/9/2014 6:15	29.37	81.4	**5.57**	3.8	SR10	30/9/2014 12:15	29.57	72.3	**4.93**	3.1	SR10	30/9/2014 18:15	29.83	90.4	**5.77**	0.2
SR10	30/9/2014 0:20	29.48	82.6	**5.59**	**8.5**	SR10	30/9/2014 6:20	29.33	80.6	**5.51**	4.5	SR10	30/9/2014 12:20	29.60	74.5	**5.06**	2.7	SR10	30/9/2014 18:20	29.77	89.4	**5.71**	0.8
SR10	30/9/2014 0:25	29.40	83.9	**5.68**	2.8	SR10	30/9/2014 6:25	29.33	80.4	**5.51**	**5.3**	SR10	30/9/2014 12:25	29.62	72.2	**4.91**	2.6	SR10	30/9/2014 18:25	29.85	89.4	**5.71**	0.1
SR10	30/9/2014 0:30	29.42	84.1	**5.71**	2.2	SR10	30/9/2014 6:30	29.34	80.8	**5.53**	4.5	SR10	30/9/2014 12:30	29.48	74.3	**5.06**	3.7	SR10	30/9/2014 18:30	29.76	88.7	**5.66**	0.3
SR10	30/9/2014 0:35	29.43	84.3	**5.72**	2.2	SR10	30/9/2014 6:35	29.32	79.8	**5.46**	3.1	SR10	30/9/2014 12:35	29.44	75.7	**5.16**	4.2	SR10	30/9/2014 18:35	29.69	87.9	**5.61**	0.3
SR10	30/9/2014 0:40	29.43	83.7	**5.67**	2.3	SR10	30/9/2014 6:40	29.33	79.7	**5.47**	3.6	SR10	30/9/2014 12:40	29.50	76.7	**5.22**	**5.1**	SR10	30/9/2014 18:40	29.74	88.9	**5.68**	0.2
SR10	30/9/2014 0:45	29.41	84.7	**5.74**	2.8	SR10	30/9/2014 6:45	29.32	80.0	**5.48**	4.1	SR10	30/9/2014 12:45	28.61	95.9	7.32	0.5	SR10	30/9/2014 18:45	29.73	86.8	**5.55**	0.3
SR10	30/9/2014 0:50	29.41	83.5	**5.66**	**19.1**	SR10	30/9/2014 6:50	29.30	79.7	**5.47**	3.2	SR10	30/9/2014 12:50	29.06	97.3	7.43	2.1	SR10	30/9/2014 18:50	29.71	88.9	**5.68**	0.5
SR10	30/9/2014 0:55	29.40	84.1	**5.71**	2.9	SR10	30/9/2014 6:55	29.29	78.9	**5.41**	3.0	SR10	30/9/2014 12:55	34.15	94.6	6.64	2.1	SR10	30/9/2014 18:55	29.72	83.6	**5.34**	0.2
SR10	30/9/2014 1:00	29.38	84.9	**5.76**	**10.7**	SR10	30/9/2014 7:00	29.29	79.9	**5.47**	2.5	SR10	30/9/2014 13:00	28.45	96.9	7.50	2.3	SR10	30/9/2014 19:00	29.72	81.3	**5.20**	0.6
SR10	30/9/2014 1:05	29.33	85.7	**5.82**	**5.6**	SR10	30/9/2014 7:05	29.30	79.9	**5.48**	3.4	SR10	30/9/2014 13:05	29.29	76.6	**4.91**	**4.9**	SR10	30/9/2014 19:05	29.72	79.5	**5.08**	0.4
SR10	30/9/2014 1:10	29.29	85.1	**5.80**	3.2	SR10	30/9/2014 7:10	29.29	79.1	**5.43**	2.8	SR10	30/9/2014 13:10	29.32	79.7	**5.10**	3.7	SR10	30/9/2014 19:10	29.75	81.4	**5.20**	0.8
SR10	30/9/2014 1:15	29.29	85.1	**5.80**	**5.4**	SR10	30/9/2014 7:15	29.29	78.5	**5.39**	2.8	SR10	30/9/2014 13:15	29.38	78.8	**5.04**	3.6	SR10	30/9/2014 19:15	29.78	86.7	**5.54**	0.2
SR10	30/9/2014 1:20	29.31	84.9	**5.78**	3.3	SR10	30/9/2014 7:20	29.28	79.1	**5.41**	3.0	SR10	30/9/2014 13:20	29.44	78.7	**5.03**	2.9	SR10	30/9/2014 19:20	29.79	89.8	**5.74**	0.1
SR10	30/9/2014 1:25	29.30	84.9	**5.79**	**7.4**	SR10	30/9/2014 7:25	29.28	78.6	**5.40**	2.2	SR10	30/9/2014 13:25	29.45	78.7	**5.03**	3.5	SR10	30/9/2014 19:25	29.73	88.9	**5.69**	0.7
SR10	30/9/2014 1:30	29.32	83.2	**5.66**	4.3	SR10	30/9/2014 7:30	29.28	78.8	**5.40**	2.4	SR10	30/9/2014 13:30	29.47	77.6	**4.96**	2.3	SR10	30/9/2014 19:30	29.74	89.0	**5.70**	0.4
SR10	30/9/2014 1:35	29.25	84.8	**5.78**	3.1	SR10	30/9/2014 7:35	29.29	77.7	**5.32**	2.6	SR10	30/9/2014 13:35	29.45	75.7	**4.84**	2.9	SR10	30/9/2014 19:35	29.76	88.8	**5.69**	0.1
SR10	30/9/2014 1:40	29.31	82.6	**5.63**	**13.0**	SR10	30/9/2014 7:40	29.29	79.2	**5.43**	2.9	SR10	30/9/2014 13:40	29.58	73.3	**4.69**	**4.8**	SR10	30/9/2014 19:40	29.73	88.5	**5.66**	0.1
SR10	30/9/2014 1:45	29.34	81.8	**5.57**	2.7	SR10	30/9/2014 7:45	29.29	79.2	**5.43**	3.3	SR10	30/9/2014 13:45	29.70	72.9	**4.65**	2.5	SR10	30/9/2014 19:45	29.74	89.0	**5.70**	0.2
SR10	30/9/2014 1:50	29.31	83.0	**5.65**	2.3	SR10	30/9/2014 7:50	29.29	78.7	**5.39**	2.8	SR10	30/9/2014 13:50	29.63	72.4	**4.63**	2.8	SR10	30/9/2014 19:50	29.79	89.0	**5.69**	0.1
SR10	30/9/2014 1:55	29.31	83.8	**5.70**	3.9	SR10	30/9/2014 7:55	29.28	79.4	**5.46**	2.5	SR10	30/9/2014 13:55	29.78	70.8	**4.52**	2.5	SR10	30/9/2014 19:55	29.78	88.4	**5.65**	0.8
SR10	30/9/2014 2:00	29.27	84.5	**5.74**	**12.4**	SR10	30/9/2014 8:00	29.28	78.8	**5.41**	2.3	SR10	30/9/2014 14:00	29.66	68.9	**4.39**	2.9	SR10	30/9/2014 20:00	29.77	89.1	**5.70**	0.1
SR10	30/9/2014 2:05	29.27	84.2	**5.74**	3.0	SR10	30/9/2014 8:05	29.28	78.4	**5.38**	2.3	SR10	30/9/2014 14:05	29.63	68.1	**4.35**	2.9	SR10	30/9/2014 20:05	29.78	89.1	**5.70**	0.1
SR10	30/9/2014 2:10	29.28	83.4	**5.68**	2.7	SR10	30/9/2014 8:10	29.28	75.2	**5.16**	3.3	SR10	30/9/2014 14:10	29.63	78.2	**5.00**	2.8	SR10	30/9/2014 20:10	29.79	88.7	**5.67**	0.5
SR10	30/9/2014 2:15	29.24	83.8	**5.70**	3.2	SR10	30/9/2014 8:15	29.29	74.9	**5.13**	2.5	SR10	30/9/2014 14:15	29.63	84.3	**5.39**	1.3	SR10	30/9/2014 20:15	29.80	88.8	**5.68**	0.3
SR10	30/9/2014 2:20	29.29	82.5	**5.62**	2.1	SR10	30/9/2014 8:20	29.30	73.1	**5.01**	2.5	SR10	30/9/2014 14:20	29.50	73.7	**4.71**	3.4	SR10	30/9/2014 20:20	29.80	88.6	**5.67**	0.6
SR10	30/9/2014 2:25	29.31	82.3	**5.60**	4.4	SR10	30/9/2014 8:25	29.30	72.3	**4.96**	2.4	SR10	30/9/2014 14:25	29.51	86.0	**5.49**	2.2	SR10	30/9/2014 20:25	29.80	88.6	**5.67**	0.1
SR10	30/9/2014 2:30	29.34	82.4	**5.60**	3.4	SR10	30/9/2014 8:30	29.30	72.8	**4.99**	1.9	SR10	30/9/2014 14:30	29.57	89.7	**5.72**	0.5	SR10	30/9/2014 20:30	29.78	88.5	**5.66**	0.8
SR10	30/9/2014 2:35	29.34	82.0	**5.57**	2.4	SR10	30/9/2014 8:35	29.30	72.1	**4.95**	2.1	SR10	30/9/2014 14:35	29.55	89.5	**5.71**	0.7	SR10	30/9/2014 20:35	29.75	88.7	**5.68**	0.3
SR10	30/9/2014 2:40	29.35	82.1	**5.58**	3.4	SR10	30/9/2014 8:40	29.31	73.1	**5.01**	1.9	SR10	30/9/2014 14:40	29.56	89.6	**5.72**	0.8	SR10	30/9/2014 20:40	29.75	85.9	**5.50**	0.7
SR10	30/9/2014 2:45	29.30	82.2	**5.59**	3.3	SR10	30/9/2014 8:45	29.31	70.4	**4.81**	2.2	SR10	30/9/2014 14:45	29.49	90.0	**5.75**	0.3	SR10	30/9/2014 20:45	29.73	85.9	**5.50**	3.9
SR10	30/9/2014 2:50	29.33	82.5	**5.61**	3.6	SR10	30/9/2014 8:50	29.32	73.2	**5.01**	2.2	SR10	30/9/2014 14:50	29.58	90.0	**5.74**	0.8	SR10	30/9/2014 20:50	29.71	85.5	**5.46**	0.1
SR10	30/9/2014 2:55	29.34	81.2	**5.53**	**4.8**	SR10	30/9/2014 8:55	29.32	69.3	**4.75**	2.6	SR10	30/9/2014 14:55	29.57	90.2	**5.75**	0.3	SR10	30/9/2014 20:55	29.71	85.0	**5.43**	0.8
SR10	30/9/2014 3:00	29.20	81.4	**5.56**	1.8	SR10	30/9/2014 9:00	29.32	66.9	**4.58**	2.1	SR10	30/9/2014 15:00	29.60	90.5	**5.77**	0.3	SR10	30/9/2014 21:00	29.75	86.6	**5.54**	0.1
SR10	30/9/2014 3:05	29.33	84.0	**5.72**	**5.8**	SR10	30/9/2014 9:05	29.33	68.4	**4.68**	2.1	SR10	30/9/2014 15:05	29.61	90.9	**5.79**	0.1	SR10	30/9/2014 21:05	29.72	81.6	**5.22**	0.1
SR10	30/9/2014 3:10	29.34	83.2	**5.66**	3.6	SR10	30/9/2014 9:10	29.33	67.7	**4.64**	2.7	SR10	30/9/2014 15:10	29.63	91.1	**5.81**	0.8	SR10	30/9/2014 21:10	29.71	79.3	**5.07**	0.1
SR10	30/9/2014 3:15	29.43	85.1	**5.78**	4.0	SR10	30/9/2014 9:15	29.33	66.2	**4.54**	2.5	SR10	30/9/2014 15:15	29.66	91.9	**5.85**	0.6	SR10	30/9/2014 21:15	29.71	78.1	**4.99**	0.8
SR10	30/9/2014 3:20	29.40	85.4	**5.80**	**6.6**	SR10	30/9/2014 9:20	29.34	68.6	**4.70**	2.4	SR10	30/9/2014 15:20	29.65	92.0	**5.86**	0.8	SR10	30/9/2014 21:20	29.71	74.7	**4.78**	0.6
SR10	30/9/2014 3:25	29.37	85.4	**5.81**	3.3	SR10	30/9/2014 9:25	29.36	71.6	**4.91**	2.4	SR10	30/9/2014 15:25	29.67	90.2	**5.74**	0.2	SR10	30/9/2014 21:25	29.71	73.7	**4.72**	0.3
SR10	30/9/2014 3:30	29.49	85.5	**5.80**	4.6	SR10	30/9/2014 9:30	29.36	72.7	**4.98**	3.3	SR10	30/9/2014 15:30	29.71	92.4	**5.88**	0.8	SR10	30/9/2014 21:30	29.71	71.5	**4.58**	0.1
SR10	30/9/2014 3:35	29.50	85.1	**5.78**	3.4	SR10	30/9/2014 9:35	29.39	71.7	**4.91**	2.4	SR10	30/9/2014 15:35	29.70	92.6	**5.90**	0.2	SR10	30/9/2014 21:35	29.71	71.6	**4.58**	0.2
SR10	30/9/2014 3:40	29.53	85.5	**5.82**	3.5	SR10	30/9/2014 9:40	29.38	69.2	**4.74**	2.4	SR10	30/9/2014 15:40	29.69	91.7	**5.84**	0.2	SR10	30/9/2014 21:40	29.71	69.6	**4.45**	0.1
SR10	30/9/2014 3:45	29.51	85.2	**5.79**	4.0	SR10	30/9/2014 9:45	29.38	69.3	**4.74**	2.3	SR10	30/9/2014 15:45	29.64	90.3	**5.75**	0.9	SR10	30/9/2014 21:45	29.71	70.6	**4.52**	0.1
SR10	30/9/2014 3:50	29.51	85.2	**5.79**	4.1	SR10	30/9/2014 9:50	29.39	69.1	**4.73**	3.1	SR10	30/9/2014 15:50	29.70	87.9	**5.59**	0.2	SR10	30/9/2014 21:50	29.71	70.0	**4.48**	0.3
SR10	30/9/2014 3:55	29.54	85.5	**5.81**	3.9	SR10	30/9/2014 9:55	29.39	69.0	**4.73**	2.8	SR10	30/9/2014 15:55	29.72	90.1	**5.73**	0.8	SR10	30/9/2014 21:55	29.70	68.1	**4.36**	0.2
SR10	30/9/2014 4:00	29.59	85.4	**5.79**	2.9	SR10	30/9/2014 10:00	29.40	69.7	**4.78**	2.0	SR10	30/9/2014 16:00	29.65	90.5	**5.77**	0.1	SR10	30/9/2014 22:00	29.69	67.6	**4.33**	0.3
SR10	30/9/2014 4:05	29.54	84.8	**5.76**	**7.4**	SR10	30/9/2014 10:05	29.41	69.9	**4.79**	2.2	SR10	30/9/2014 16:05	29.69	88.0	**5.60**	0.8	SR10	30/9/2014 22:05	29.69	76.4	**4.89**	0.5
SR10	30/9/2014 4:10	29.52	85.3	**5.80**	3.4	SR10	30/9/2014 10:10	29.37	73.5	**5.03**	2.7	SR10	30/9/2014 16:10	29.73	87.2	**5.55**	0.1	SR10	30/9/2014 22:10	29.70	71.8	**4.59**	0.2
SR10	30/9/2014 4:15	29.49	85.6	**5.82**	2.8	SR10	30/9/2014 10:15	29.40	72.0	**4.92**	2.3	SR10	30/9/2014 16:15	29.74	93.1	**5.93**	0.2	SR10	30/9/2014 22:15	29.70	71.7	**4.59**	0.3
SR10	30/9/2014 4:20	29.49	85.2	**5.80**	2.7	SR10	30/9/2014 10:20	29.39	71.0	**4.85**	2.6	SR10	30/9/2014 16:20	29.79	90.7	**5.77**	0.8	SR10	30/9/2014 22:20	29.70	71.9	**4.60**	0.2
SR10	30/9/2014 4:25	29.49	85.7	**5.84**	3.3	SR10	30/9/2014 10:25	29.42	72.0	**4.92**	2.5	SR10	30/9/2014 16:25	29.78	90.2	**5.74**	0.2	SR10	30/9/2014 22:25	29.70	73.0	**4.67**	0.2
SR10	30/9/2014 4:30	29.50	85.4	**5.81**	3.3	SR10	30/9/2014 10:30	29.44	73.4	**5.02**	**7.2**	SR10	30/9/2014 16:30	29.67	91.0	**5.80**	0.2	SR10	30/9/2014 22:30	29.69	71.7	**4.59**	0.1
SR10	30/9/2014 4:35	29.51	85.1	**5.79**	3.6	SR10	30/9/2014 10:35	29.35	77.4	**5.30**	**5.2**	SR10	30/9/2014 16:35	29.70	92.6	**5.90**	0.1	SR10	30/9/2014 22:35	29.70	79.0	**5.05**	0.8
SR10	30/9/2014 4:40	29.49	85.4	**5.81**	3.6	SR10	30/9/2014 10:40	29.39	78.0	**5.31**	4.1	SR10	30/9/2014 16:40	29.74	88.9	**5.66**	0.3	SR10	30/9/2014 22:40	29.68	85.3	**5.44**	0.2
SR10	30/9/2014 4:45	29.49	85.7	**5.83**	3.5	SR10	30/9/2014 10:45	29.37	80.2	**5.45**	**6.2**	SR10	30/9/2014 16:45	29.71	90.9	**5.79**	0.8	SR10	30/9/2014 22:45	29.68	70.7	**4.52**	0.1
SR10	30/9/2014 4:50	29.50	85.8	**5.84**	3.4	SR10	30/9/2014 10:50	29.37	79.9	**5.46**	**5.1**	SR10	30/9/2014 16:50	29.76	86.5	**5.50**	0.2	SR10	30/9/2014 22:50	29.66	85.0	**5.42**	0.6
SR10	30/9/2014 4:55	29.47	85.4	**5.81**	3.1	SR10	30/9/2014 10:55	29.39	80.1	**5.47**	4.6	SR10	30/9/2014 16:55	29.72	89.9	**5.72**	0.2	SR10	30/9/2014 22:55	29.66	79.1	**5.05**	1.8
SR10	30/9/2014 5:00	29.45	85.0	**5.79**	2.6	SR10	30/9/2014 11:00	29.37	80.1	**5.47**	**5.4**	SR10	30/9/2014 17:00	29.69	94.2	5.99	0.3	SR10	30/9/2014 23:00	29.65	84.8	**5.41**	3.1
SR10	30/9/2014 5:05	29.45	85.5	**5.82**	3.4	SR10	30/9/2014 11:05	29.39	80.2	**5.47**	**5.7**	SR10	30/9/2014 17:05	29.89	92.5	**5.87**	0.1	SR10	30/9/2014 23:05	29.66	78.3	**5.00**	2.0
SR10	30/9/2014 5:10	29.45	85.5	**5.83**	3.5	SR10	30/9/2014 11:10	29.40	80.1	**5.45**	4.7	SR10	30/9/2014 17:10	30.13	96.3	6.10	0.1	SR10	30/9/2014 23:10	29.65	76.2	**4.87**	0.4
SR10	30/9/2014 5:15	29.42	85.4	**5.83**	3.3	SR10	30/9/2014 11:15	29.39	80.2	**5.47**	4.4	SR10	30/9/2014 17:15	30.18	96.2	6.10	0.8	SR10	30/9/2014 23:15	29.64	78.5	**5.01**	0.7
SR10	30/9/2014 5:20	29.42	84.9	**5.80**	4.0	SR10	30/9/2014 11:20	29.27	80.1	**5.45**	**6.2**	SR10	30/9/2014 17:20	30.17	96.2	6.10	0.1	SR10	30/9/2014 23:20	29.64	63.8	**4.08**	3.8
SR10	30/9/2014 5:25	29.42	84.9	**5.79**	**5.7**	SR10	30/9/2014 11:25	29.36	78.3	**5.33**	**12.6**	SR10	30/9/2014 17:25	30.17	96.0	6.09	0.8	SR10	30/9/2014 23:25	29.64	60.8	**3.89**	0.2
SR10	30/9/2014 5:30	29.40	84.7	**5.80**	3.4	SR10	30/9/2014 11:30	29.37	79.5	**5.43**	**5.2**	SR10	30/9/2014 17:30	30.05	95.2	6.05	0.2	SR10	30/9/2014 23:30	29.65	63.1	**4.04**	0.2
SR10	30/9/2014 5:35	29.42	85.2	**5.82**	**8.9**	SR10	30/9/2014 11:35	29.39	78.3	**5.33**	4.6	SR10	30/9/2014 17:35	30.08	95.5	6.06	0.2	SR10	30/9/2014 23:35	29.65	64.9	**4.16**	0.3
SR10	30/9/2014 5:40	29.38	85.2	**5.82**	3.8	SR10	30/9/2014 11:40	29.49	75.1	**5.12**	3.4	SR10	30/9/2014 17:40	30.03	94.1	5.98	0.2	SR10	30/9/2014 23:40	29.64	71.4	**4.57**	0.3
SR10	30/9/2014 5:45	29.40	85.0	**5.80**	3.5	SR10	30/9/2014 11:45	29.51	74.1	**5.05**	3.6	SR10	30/9/2014 17:45	29.86	93.1	**5.93**	0.2	SR10	30/9/2014 23:45	29.63	68.7	**4.39**	1.8
SR10	30/9/2014 5:50	29.41	84.6	**5.78**	3.4	SR10	30/9/2014 11:50	29.52	72.0	**4.91**	3.1	SR10	30/9/2014 17:50	29.76	91.2	**5.82**	0.1	SR10	30/9/2014 23:50	29.62	67.6	**4.32**	3.0
SR10	30/9/2014 5:55	29.38	83.4	**5.70**	**4.9**	SR10	30/9/2014 11:55	29.48	71.6	**4.87**	3.6	SR10	30/9/2014 17:55	29.75	91.3	**5.83**	0.4	SR10	30/9/2014 23:55	29.61	74.6	**4.77**	**10.1**

Station	Timestamp	Temp (° C)	DO (%)	DO (mg/L)	Tur (NTU)	Station	Timestamp	Temp (° C)	DO (%)	DO (mg/L)	Tur (NTU)	Station	Timestamp	Temp (° C)	DO (%)	DO (mg/L)	Tur (NTU)	Station	Timestamp	Temp (°C)	DO (%)	DO (mg/L)	Tur (NTU)
SR11	30/9/2014 0:00	29.54	84.8	**5.42**	0.7	SR11	30/9/2014 6:00	29.36	77.6	**4.97**	0.1	SR11	30/9/2014 12:00	29.88	81.0	**5.18**	1.2	SR11	30/9/2014 18:00	29.54	79.8	**5.10**	0.3
SR11	30/9/2014 0:05	29.53	83.3	**5.33**	0.2	SR11	30/9/2014 6:05	29.31	75.5	**4.84**	0.1	SR11	30/9/2014 12:05	29.93	81.7	**5.22**	0.6	SR11	30/9/2014 18:05	29.70	78.6	**5.01**	0.1
SR11	30/9/2014 0:10	29.48	76.6	**4.91**	0.3	SR11	30/9/2014 6:10	29.27	72.7	**4.68**	0.1	SR11	30/9/2014 12:10	30.00	83.8	**5.35**	1.5	SR11	30/9/2014 18:10	29.65	80.4	**5.13**	0.1
SR11	30/9/2014 0:15	29.47	73.8	**4.72**	0.4	SR11	30/9/2014 6:15	29.19	74.9	**4.83**	0.2	SR11	30/9/2014 12:15	29.94	82.8	**5.29**	1.2	SR11	30/9/2014 18:15	29.59	80.6	**5.14**	0.5
SR11	30/9/2014 0:20	29.48	72.9	**4.67**	1.0	SR11	30/9/2014 6:20	29.19	77.0	**4.97**	0.1	SR11	30/9/2014 12:20	29.90	76.1	**4.86**	2.3	SR11	30/9/2014 18:20	29.46	81.0	**5.17**	0.9
SR11	30/9/2014 0:25	29.46	70.3	**4.50**	0.8	SR11	30/9/2014 6:25	29.21	78.5	**5.06**	0.2	SR11	30/9/2014 12:25	29.92	76.0	**4.85**	0.4	SR11	30/9/2014 18:25	29.62	77.3	**4.93**	0.1
SR11	30/9/2014 0:30	29.43	71.7	**4.59**	0.5	SR11	30/9/2014 6:30	29.23	77.9	**5.02**	0.2	SR11	30/9/2014 12:30	29.96	76.1	**4.86**	0.5	SR11	30/9/2014 18:30	29.56	76.1	**4.86**	0.4
SR11	30/9/2014 0:35	29.46	65.6	**4.20**	0.3	SR11	30/9/2014 6:35	29.24	76.8	**4.94**	0.2	SR11	30/9/2014 12:35	29.93	76.6	**4.90**	0.6	SR11	30/9/2014 18:35	29.58	76.0	**4.85**	0.2
SR11	30/9/2014 0:40	29.46	68.4	**4.38**	0.1	SR11	30/9/2014 6:40	29.28	80.6	**5.19**	0.5	SR11	30/9/2014 12:40	29.98	79.5	**5.08**	0.5	SR11	30/9/2014 18:40	29.54	77.9	**4.97**	0.7
SR11	30/9/2014 0:45	29.44	65.9	**4.23**	3.0	SR11	30/9/2014 6:45	29.31	81.1	**5.22**	0.6	SR11	30/9/2014 12:45	29.94	79.2	**5.06**	3.5	SR11	30/9/2014 18:45	29.53	72.3	**4.61**	0.7
SR11	30/9/2014 0:50	29.42	65.0	**4.16**	0.1	SR11	30/9/2014 6:50	29.33	81.4	**5.25**	0.9	SR11	30/9/2014 12:50	29.96	78.5	**5.01**	2.4	SR11	30/9/2014 18:50	29.54	73.2	**4.67**	1.2
SR11	30/9/2014 0:55	29.44	66.3	**4.25**	0.5	SR11	30/9/2014 6:55	29.31	82.4	**5.32**	0.8	SR11	30/9/2014 12:55	29.91	78.3	**5.00**	1.9	SR11	30/9/2014 18:55	29.51	74.5	**4.76**	1.9
SR11	30/9/2014 1:00	29.46	67.2	**4.30**	1.6	SR11	30/9/2014 7:00	29.33	82.4	**5.32**	1.1	SR11	30/9/2014 13:00	29.91	76.4	**4.88**	2.4	SR11	30/9/2014 19:00	29.50	71.5	**4.56**	1.3
SR11	30/9/2014 1:05	29.48	69.7	**4.46**	0.1	SR11	30/9/2014 7:05	29.35	81.5	**5.24**	1.1	SR11	30/9/2014 13:05	29.80	76.9	**4.92**	**6.6**	SR11	30/9/2014 19:05	29.45	71.3	**4.55**	1.0
SR11	30/9/2014 1:10	29.47	68.1	**4.36**	0.2	SR11	30/9/2014 7:10	29.35	82.1	**5.29**	0.9	SR11	30/9/2014 13:10	29.88	74.8	**4.78**	0.5	SR11	30/9/2014 19:10	29.51	69.8	**4.45**	0.8
SR11	30/9/2014 1:15	29.50	70.0	**4.48**	0.1	SR11	30/9/2014 7:15	29.38	83.3	**5.36**	1.1	SR11	30/9/2014 13:15	29.92	78.6	**5.02**	0.7	SR11	30/9/2014 19:15	29.44	72.3	**4.61**	2.0
SR11	30/9/2014 1:20	29.52	74.8	**4.78**	0.2	SR11	30/9/2014 7:20	29.38	82.8	**5.33**	1.1	SR11	30/9/2014 13:20	29.88	78.9	**5.05**	0.6	SR11	30/9/2014 19:20	29.50	69.8	**4.45**	0.4
SR11	30/9/2014 1:25	29.48	74.0	**4.74**	0.1	SR11	30/9/2014 7:25	29.35	82.3	**5.30**	0.8	SR11	30/9/2014 13:25	29.86	79.4	**5.07**	0.8	SR11	30/9/2014 19:25	29.43	72.2	**4.61**	0.5
SR11	30/9/2014 1:30	29.46	71.0	**4.55**	0.1	SR11	30/9/2014 7:30	29.37	82.4	**5.31**	1.4	SR11	30/9/2014 13:30	29.87	81.2	**5.19**	**6.4**	SR11	30/9/2014 19:30	29.43	71.8	**4.58**	1.7
SR11	30/9/2014 1:35	29.45	68.2	**4.36**	0.1	SR11	30/9/2014 7:35	29.37	82.2	**5.29**	1.1	SR11	30/9/2014 13:35	29.92	78.6	**5.03**	3.6	SR11	30/9/2014 19:35	29.46	68.6	**4.38**	**6.7**
SR11	30/9/2014 1:40	29.45	67.8	**4.34**	0.1	SR11	30/9/2014 7:40	29.39	82.6	**5.32**	0.9	SR11	30/9/2014 13:40	29.91	80.3	**5.14**	0.2	SR11	30/9/2014 19:40	29.53	69.5	**4.43**	1.1
SR11	30/9/2014 1:45	29.45	66.4	**4.25**	0.1	SR11	30/9/2014 7:45	29.39	83.4	**5.38**	1.0	SR11	30/9/2014 13:45	29.87	80.0	**5.12**	**7.3**	SR11	30/9/2014 19:45	29.42	68.5	**4.37**	1.9
SR11	30/9/2014 1:50	29.48	70.2	**4.49**	0.1	SR11	30/9/2014 7:50	29.40	82.7	**5.33**	1.1	SR11	30/9/2014 13:50	29.91	79.4	**5.08**	0.1	SR11	30/9/2014 19:50	29.40	70.2	**4.48**	0.9
SR11	30/9/2014 1:55	29.48	70.8	**4.53**	0.3	SR11	30/9/2014 7:55	29.40	82.8	**5.33**	1.4	SR11						SR11	30/9/2014 19:55	29.45	70.7	**4.51**	0.4
SR11	30/9/2014 2:00	29.50	74.3	**4.75**	1.5	SR11	30/9/2014 8:00	29.40	82.8	**5.33**	1.4	SR11						SR11	30/9/2014 20:00	29.44	68.3	**4.37**	0.4
SR11	30/9/2014 2:05	29.48	73.2	**4.68**	0.1	SR11	30/9/2014 8:05	29.41	82.2	**5.29**	1.5	SR11	30/9/2014 14:05	29.10	96.1	6.17	0.9	SR11	30/9/2014 20:05	29.44	71.3	**4.55**	0.3
SR11	30/9/2014 2:10	29.48	73.0	**4.68**	0.9	SR11	30/9/2014 8:10	29.42	82.3	**5.30**	2.4	SR11	30/9/2014 14:10	29.84	80.7	**5.14**	0.1	SR11	30/9/2014 20:10	29.47	69.8	**4.45**	0.1
SR11	30/9/2014 2:15	29.47	72.2	**4.62**	0.1	SR11	30/9/2014 8:15	29.42	82.4	**5.31**	1.8	SR11	30/9/2014 14:15	29.88	82.0	**5.22**	1.5	SR11	30/9/2014 20:15	29.43	69.9	**4.46**	4.0
SR11	30/9/2014 2:20	29.48	71.2	**4.56**	0.1	SR11	30/9/2014 8:20	29.41	82.4	**5.31**	1.6	SR11	30/9/2014 14:20	29.86	82.5	**5.26**	2.0	SR11	30/9/2014 20:20	29.61	76.5	**4.88**	**5.0**
SR11	30/9/2014 2:25	29.50	74.7	**4.78**	0.7	SR11	30/9/2014 8:25	29.43	82.6	**5.32**	1.4	SR11	30/9/2014 14:25	29.87	81.3	**5.18**	0.2	SR11	30/9/2014 20:25	29.59	79.9	**5.10**	1.1
SR11	30/9/2014 2:30	29.51	75.1	**4.80**	0.1	SR11	30/9/2014 8:30	29.45	82.3	**5.31**	1.1	SR11	30/9/2014 14:30	29.93	81.2	**5.17**	0.5	SR11	30/9/2014 20:30	29.60	80.2	**5.12**	0.1
SR11	30/9/2014 2:35	29.50	76.4	**4.89**	2.0	SR11	30/9/2014 8:35	29.43	82.4	**5.32**	1.8	SR11	30/9/2014 14:35	29.97	81.2	**5.17**	0.2	SR11	30/9/2014 20:35	29.61	86.8	**5.54**	2.1
SR11	30/9/2014 2:40	29.53	78.6	**5.02**	0.5	SR11	30/9/2014 8:40	29.48	82.2	**5.29**	4.0	SR11	30/9/2014 14:40	29.92	79.9	**5.09**	0.5	SR11	30/9/2014 20:40	29.55	88.3	**5.63**	2.1
SR11	30/9/2014 2:45	29.50	75.9	**4.86**	2.7	SR11	30/9/2014 8:45	29.49	82.6	**5.31**	4.3	SR11	30/9/2014 14:45	29.90	79.8	**5.09**	0.3	SR11	30/9/2014 20:45	29.61	82.2	**5.25**	**6.1**
SR11	30/9/2014 2:50	29.49	72.6	**4.64**	0.4	SR11	30/9/2014 8:50	29.48	81.8	**5.27**	1.2	SR11	30/9/2014 14:50	29.85	77.6	**4.95**	0.6	SR11	30/9/2014 20:50	29.59	79.9	**5.10**	**7.6**
SR11	30/9/2014 2:55	29.48	69.8	**4.47**	0.2	SR11	30/9/2014 8:55	29.47	82.6	**5.32**	2.0	SR11	30/9/2014 14:55	29.83	79.2	**5.05**	0.4	SR11	30/9/2014 20:55	29.58	80.3	**5.13**	**7.0**
SR11	30/9/2014 3:00	29.47	70.2	**4.49**	0.5	SR11	30/9/2014 9:00	29.46	83.0	**5.34**	1.1	SR11	30/9/2014 15:00	29.86	78.8	**5.03**	0.5	SR11	30/9/2014 21:00	29.58	82.9	**5.29**	3.7
SR11	30/9/2014 3:05	29.48	72.9	**4.67**	0.1	SR11	30/9/2014 9:05	29.52	82.9	**5.34**	1.6	SR11	30/9/2014 15:05	29.88	79.3	**5.05**	0.2	SR11	30/9/2014 21:05	29.60	83.8	**5.35**	0.8
SR11	30/9/2014 3:10	29.47	68.5	**4.38**	0.5	SR11	30/9/2014 9:10	29.54	83.1	**5.34**	0.9	SR11	30/9/2014 15:10	29.93	78.7	**5.01**	0.5	SR11	30/9/2014 21:10	29.61	89.0	**5.68**	1.1
SR11	30/9/2014 3:15	29.46	67.7	**4.33**	0.2	SR11	30/9/2014 9:15	29.53	82.3	**5.29**	1.6	SR11	30/9/2014 15:15	29.80	79.3	**5.05**	0.5	SR11	30/9/2014 21:15	29.63	90.2	**5.76**	1.1
SR11	30/9/2014 3:20	29.45	69.4	**4.44**	0.2	SR11	30/9/2014 9:20	29.50	82.7	**5.33**	2.6	SR11	30/9/2014 15:20	29.76	77.7	**4.95**	0.3	SR11	30/9/2014 21:20	29.64	90.4	**5.77**	**9.8**
SR11	30/9/2014 3:25	29.44	69.6	**4.45**	0.1	SR11	30/9/2014 9:25	29.49	82.8	**5.32**	**5.7**	SR11	30/9/2014 15:25	29.64	80.4	**5.14**	0.5	SR11	30/9/2014 21:25	29.65	90.7	**5.79**	2.3
SR11	30/9/2014 3:30	29.44	69.7	**4.46**	0.2	SR11	30/9/2014 9:30	29.54	82.8	**5.33**	0.8	SR11	30/9/2014 15:30	29.85	77.8	**4.96**	0.4	SR11	30/9/2014 21:30	29.63	89.2	**5.69**	3.9
SR11	30/9/2014 3:35	29.43	67.6	**4.33**	0.1	SR11	30/9/2014 9:35	29.49	83.7	**5.39**	1.4	SR11	30/9/2014 15:35	29.78	80.3	**5.12**	0.3	SR11	30/9/2014 21:35	29.59	84.1	**5.37**	2.8
SR11	30/9/2014 3:40	29.40	64.5	**4.13**	0.3	SR11	30/9/2014 9:40	29.51	82.2	**5.29**	1.4	SR11	30/9/2014 15:40	29.72	80.0	**5.10**	0.2	SR11	30/9/2014 21:40	29.58	84.7	**5.41**	**5.8**
SR11	30/9/2014 3:45	29.40	63.6	**4.08**	0.4	SR11	30/9/2014 9:45	29.55	83.8	**5.39**	0.9	SR11	30/9/2014 15:45	29.77	81.7	**5.21**	0.1	SR11	30/9/2014 21:45	29.60	88.4	**5.65**	**5.8**
SR11	30/9/2014 3:50	29.40	64.5	**4.13**	0.1	SR11	30/9/2014 9:50	29.62	84.0	**5.40**	0.6	SR11	30/9/2014 15:50	29.77	80.6	**5.14**	0.5	SR11	30/9/2014 21:50	29.62	90.9	**5.80**	3.2
SR11	30/9/2014 3:55	29.40	66.2	**4.24**	0.1	SR11	30/9/2014 9:55	29.56	84.6	**5.44**	0.6	SR11	30/9/2014 15:55	29.43	86.0	**5.50**	0.2	SR11	30/9/2014 21:55	29.64	93.2	**5.95**	0.1
SR11	30/9/2014 4:00	29.40	68.1	**4.36**	0.1	SR11	30/9/2014 10:00	29.54	84.1	**5.41**	0.5	SR11	30/9/2014 16:00	29.51	86.1	**5.51**	0.1	SR11	30/9/2014 22:00	29.67	93.8	5.99	2.2
SR11	30/9/2014 4:05	29.41	69.6	**4.46**	0.1	SR11	30/9/2014 10:05	29.56	84.7	**5.44**	1.2	SR11	30/9/2014 16:05	29.41	89.8	**5.74**	0.5	SR11	30/9/2014 22:05	29.65	93.4	**5.96**	4.2
SR11	30/9/2014 4:10	29.37	66.2	**4.24**	1.5	SR11	30/9/2014 10:10	29.54	85.1	**5.47**	0.9	SR11	30/9/2014 16:10	29.52	85.7	**5.47**	0.2	SR11	30/9/2014 22:10	29.63	92.7	**5.92**	4.4
SR11	30/9/2014 4:15	29.38	67.5	**4.33**	0.1	SR11	30/9/2014 10:15	29.62	85.2	**5.47**	0.7	SR11	30/9/2014 16:15	29.43	90.6	**5.79**	0.4	SR11	30/9/2014 22:15	29.68	93.1	**5.94**	1.3
SR11	30/9/2014 4:20	29.36	65.5	**4.21**	0.2	SR11	30/9/2014 10:20	29.72	85.9	**5.51**	0.5	SR11	30/9/2014 16:20	29.45	90.3	**5.77**	0.3	SR11	30/9/2014 22:20	29.68	92.2	**5.88**	0.6
SR11	30/9/2014 4:25	29.36	65.5	**4.20**	4.2	SR11	30/9/2014 10:25	29.68	85.6	**5.50**	0.6	SR11	30/9/2014 16:25	29.44	91.7	**5.86**	0.4	SR11	30/9/2014 22:25	29.69	93.8	5.99	0.7
SR11	30/9/2014 4:30	29.36	64.8	**4.16**	0.1	SR11	30/9/2014 10:30	29.61	85.9	**5.52**	**8.5**	SR11	30/9/2014 16:30	29.44	92.6	**5.92**	0.4	SR11	30/9/2014 22:30	29.69	92.9	**5.93**	2.1
SR11	30/9/2014 4:35	29.35	65.5	**4.20**	0.3	SR11	30/9/2014 10:35	29.66	85.3	**5.48**	0.4	SR11	30/9/2014 16:35	29.64	83.5	**5.33**	0.2	SR11	30/9/2014 22:35	29.67	93.7	5.99	0.4
SR11	30/9/2014 4:40	29.34	68.4	**4.38**	0.1	SR11	30/9/2014 10:40	29.62	85.5	**5.49**	0.6	SR11	30/9/2014 16:40	29.62	85.7	**5.47**	0.1	SR11	30/9/2014 22:40	29.66	92.9	**5.93**	0.4
SR11	30/9/2014 4:45	29.33	67.4	**4.32**	**8.4**	SR11	30/9/2014 10:45	29.62	85.0	**5.46**	1.1	SR11	30/9/2014 16:45	29.49	90.9	**5.81**	0.4	SR11	30/9/2014 22:45	29.68	92.9	**5.93**	0.8
SR11	30/9/2014 4:50	29.34	65.8	**4.21**	0.1	SR11	30/9/2014 10:50	29.62	85.8	**5.51**	0.5	SR11	30/9/2014 16:50	29.50	89.8	**5.73**	0.2	SR11	30/9/2014 22:50	29.68	92.5	**5.91**	0.9
SR11	30/9/2014 4:55	29.33	66.8	**4.28**	0.5	SR11	30/9/2014 10:55	29.62	85.6	**5.49**	0.6	SR11	30/9/2014 16:55	29.55	84.8	**5.41**	0.2	SR11	30/9/2014 22:55	29.67	92.2	**5.89**	1.5
SR11	30/9/2014 5:00	29.33	66.7	**4.27**	0.9	SR11	30/9/2014 11:00	29.61	84.2	**5.41**	0.7	SR11	30/9/2014 17:00	29.62	86.6	**5.53**	0.2	SR11	30/9/2014 23:00	29.68	91.8	**5.87**	**8.9**
SR11	30/9/2014 5:05	29.33	68.9	**4.41**	0.1	SR11	30/9/2014 11:05	29.65	86.4	**5.55**	2.7	SR11	30/9/2014 17:05	29.61	86.8	**5.54**	0.2	SR11	30/9/2014 23:05	29.62	91.0	**5.83**	**8.6**
SR11	30/9/2014 5:10	29.37	71.1	**4.55**	3.3	SR11	30/9/2014 11:10	29.64	85.7	**5.51**	4.2	SR11	30/9/2014 17:10	29.58	86.7	**5.53**	0.5	SR11	30/9/2014 23:10	29.67	91.3	**5.83**	**7.0**
SR11	30/9/2014 5:15	29.39	77.7	**4.97**	**5.3**	SR11	30/9/2014 11:15	29.65	85.9	**5.51**	0.9	SR11	30/9/2014 17:15	29.79	79.5	**5.06**	0.9	SR11	30/9/2014 23:15	29.67	90.8	**5.81**	4.1
SR11	30/9/2014 5:20	29.40	76.0	**4.86**	**6.4**	SR11	30/9/2014 11:20	29.72	82.7	**5.30**	2.3	SR11	30/9/2014 17:20	29.74	82.6	**5.26**	0.5	SR11	30/9/2014 23:20	29.66	90.6	**5.79**	4.3
SR11	30/9/2014 5:25	29.34	73.1	**4.68**	0.5	SR11	30/9/2014 11:25	29.73	80.3	**5.15**	0.7	SR11	30/9/2014 17:25	29.77	79.5	**5.06**	0.4	SR11	30/9/2014 23:25	29.68	90.2	**5.76**	**9.6**
SR11	30/9/2014 5:30	29.34	71.6	**4.59**	1.3	SR11	30/9/2014 11:30	29.79	77.1	**4.94**	1.4	SR11	30/9/2014 17:30	29.65	81.6	**5.20**	0.5	SR11	30/9/2014 23:30	29.68	90.8	**5.80**	3.1
SR11	30/9/2014 5:35	29.37	78.3	**5.01**	0.5	SR11	30/9/2014 11:35	29.83	77.9	**4.99**	2.3	SR11	30/9/2014 17:35	29.61	82.5	**5.26**	0.8	SR11	30/9/2014 23:35	29.61	88.3	**5.64**	**10.2**
SR11	30/9/2014 5:40	29.35	74.7	**4.78**	0.1	SR11	30/9/2014 11:40	29.83	76.2	**4.88**	**6.7**	SR11	30/9/2014 17:40	29.60	81.2	**5.17**	0.9	SR11	30/9/2014 23:40	29.62	84.4	**5.40**	**8.9**
SR11	30/9/2014 5:45	29.31	72.9	**4.67**	**12.2**	SR11	30/9/2014 11:45	29.86	74.6	**4.77**	0.2	SR11	30/9/2014 17:45	29.54	82.2	**5.24**	0.4	SR11	30/9/2014 23:45	29.61	84.0	**5.37**	2.4
SR11	30/9/2014 5:50	29.30	70.1	**4.49**	0.2	SR11	30/9/2014 11:50	29.99	75.3	**4.81**	0.8	SR11	30/9/2014 17:50	29.63	80.2	**5.11**	0.3	SR11	30/9/2014 23:50	29.58	80.8	**5.17**	**13.7**
SR11	30/9/2014 5:55	29.35	76.5	**4.90**	0.1	SR11	30/9/2014 11:55	29.95	81.1	**5.19**	0.9	SR11	30/9/2014 17:55	29.48	82.5	**5.26**	0.2	SR11	30/9/2014 23:55	29.59	82.1	**5.25**	0.2

Station	Timestamp	Temp (° C)	DO (%)	DO (mg/L)	Tur (NTU)	Station	Timestamp	Temp (° C)	DO (%)	DO (mg/L)	Tur (NTU)	Station	Timestamp	Temp (° C)	DO (%)	DO (mg/L)	Tur (NTU)	Station	Timestamp	Temp (°C)	DO (%)	DO (mg/L)	Tur (NTU)
SR12	30/9/2014 0:01	29.27	63.1	4.09	4.9	SR12	30/9/2014 6:01	29.32	71.4	4.65	5.2	SR12	30/9/2014 12:01	29.47	67.3	4.38	3.6	SR12	30/9/2014 18:01	29.84	75.3	4.89	2.8
SR12	30/9/2014 0:06	29.27	63.8	4.14	4.8	SR12	30/9/2014 6:06	29.32	71.0	4.62	5.2	SR12	30/9/2014 12:06	29.50	67.7	4.40	3.4	SR12	30/9/2014 18:06	29.78	73.8	4.80	3.1
SR12	30/9/2014 0:11	29.26	63.5	4.12	4.6	SR12	30/9/2014 6:11	29.33	71.1	4.62	5.3	SR12	30/9/2014 12:11	29.44	65.9	4.28	3.8	SR12	30/9/2014 18:11	29.83	76.0	4.94	3.6
SR12	30/9/2014 0:16	29.27	63.4	4.11	5.1	SR12	30/9/2014 6:16	29.34	71.7	4.67	4.9	SR12	30/9/2014 12:16	29.51	69.0	4.48	3.4	SR12	30/9/2014 18:16	29.80	74.6	4.84	3.2
SR12	30/9/2014 0:21	29.26	63.7	4.13	4.4	SR12	30/9/2014 6:21	29.34	71.5	4.65	5.3	SR12	30/9/2014 12:21	29.45	64.9	4.21	4.3	SR12	30/9/2014 18:21	29.84	76.6	4.98	3.0
SR12	30/9/2014 0:26	29.25	63.6	4.12	4.4	SR12	30/9/2014 6:26	29.35	71.6	4.66	5.2	SR12	30/9/2014 12:26	29.44	66.1	4.29	3.5	SR12	30/9/2014 18:26	29.86	77.3	5.02	3.1
SR12	30/9/2014 0:31	29.25	63.1	4.09	4.3	SR12	30/9/2014 6:31	29.35	72.0	4.69	5.4	SR12	30/9/2014 12:31	29.48	68.1	4.42	3.9	SR12	30/9/2014 18:31	29.82	76.1	4.95	3.0
SR12	30/9/2014 0:36	29.25	64.3	4.17	4.2	SR12	30/9/2014 6:36	29.35	71.7	4.68	5.8	SR12	30/9/2014 12:36	29.50	67.0	4.34	4.1	SR12	30/9/2014 18:36	29.76	74.0	4.80	3.6
SR12	30/9/2014 0:41	29.25	66.2	4.30	3.9	SR12	30/9/2014 6:41	29.36	71.7	4.68	5.2	SR12	30/9/2014 12:41	29.45	65.5	4.25	4.2	SR12	30/9/2014 18:41	29.77	74.1	4.82	2.9
SR12	30/9/2014 0:46	29.25	66.2	4.30	4.4	SR12	30/9/2014 6:46	29.37	72.0	4.70	5.4	SR12	30/9/2014 12:46	29.88	71.5	4.63	2.4	SR12	30/9/2014 18:46	29.77	73.8	4.79	2.9
SR12	30/9/2014 0:51	29.27	66.7	4.33	4.3	SR12	30/9/2014 6:51	29.37	72.0	4.70	5.2	SR12	30/9/2014 12:51	29.86	72.9	4.72	2.5	SR12	30/9/2014 18:51	29.82	76.5	4.97	2.7
SR12	30/9/2014 0:56	29.30	67.0	4.35	4.0	SR12	30/9/2014 6:56	29.38	72.0	4.70	5.4	SR12	30/9/2014 12:56	29.49	65.9	4.28	3.5	SR12	30/9/2014 18:56	29.53	69.1	4.49	5.3
SR12	30/9/2014 1:01	29.35	68.7	4.46	4.2	SR12	30/9/2014 7:01	29.38	72.1	4.71	7.1	SR12	30/9/2014 13:01	29.55	68.3	4.43	3.0	SR12	30/9/2014 19:01	29.76	73.9	4.80	3.1
SR12	30/9/2014 1:06	29.36	68.1	4.43	4.1	SR12	30/9/2014 7:06	29.39	71.8	4.69	5.3	SR12	30/9/2014 13:06	29.49	67.9	4.40	3.5	SR12	30/9/2014 19:06	29.78	75.4	4.90	2.8
SR12	30/9/2014 1:11	29.36	67.3	4.37	4.2	SR12	30/9/2014 7:11	29.39	71.8	4.69	6.6	SR12	30/9/2014 13:11	29.52	67.8	4.40	3.4	SR12	30/9/2014 19:11	29.77	73.1	4.75	3.6
SR12	30/9/2014 1:16	29.38	68.6	4.46	4.2	SR12	30/9/2014 7:16	29.40	71.9	4.70	5.7	SR12	30/9/2014 13:16	29.50	67.0	4.34	2.9	SR12	30/9/2014 19:16	29.72	73.2	4.76	3.2
SR12	30/9/2014 1:21	29.39	68.8	4.47	4.7	SR12	30/9/2014 7:21	29.41	71.9	4.70	5.4	SR12	30/9/2014 13:21	29.75	69.4	4.50	2.4	SR12	30/9/2014 19:21	29.71	74.0	4.81	3.0
SR12	30/9/2014 1:26	29.39	68.8	4.47	4.4	SR12	30/9/2014 7:26	29.41	71.8	4.70	5.4	SR12	30/9/2014 13:26	29.74	70.7	4.58	3.1	SR12	30/9/2014 19:26	29.68	71.6	4.65	3.4
SR12	30/9/2014 1:31	29.40	69.8	4.54	3.9	SR12	30/9/2014 7:31	29.42	72.2	4.72	5.9	SR12	30/9/2014 13:31	29.82	69.8	4.52	2.4	SR12	30/9/2014 19:31	29.65	69.8	4.53	3.5
SR12	30/9/2014 1:36	29.39	68.6	4.46	4.7	SR12	30/9/2014 7:36	29.43	72.1	4.72	6.9	SR12	30/9/2014 13:36	29.95	73.4	4.75	2.7	SR12	30/9/2014 19:36	29.63	70.9	4.60	4.5
SR12	30/9/2014 1:41	29.40	69.0	4.49	4.0	SR12	30/9/2014 7:41	29.43	72.2	4.73	6.5	SR12	30/9/2014 13:41	29.99	73.8	4.77	2.5	SR12	30/9/2014 19:41	29.67	74.4	4.84	3.1
SR12	30/9/2014 1:46	29.40	69.3	4.50	4.5	SR12	30/9/2014 7:46	29.44	72.5	4.75	6.5	SR12	30/9/2014 13:46	29.94	74.1	4.79	3.3	SR12	30/9/2014 19:46	29.65	73.0	4.75	2.8
SR12	30/9/2014 1:51	29.40	69.6	4.53	4.3	SR12	30/9/2014 7:51	29.44	72.4	4.74	6.0	SR12	30/9/2014 13:51	29.95	73.7	4.76	2.9	SR12	30/9/2014 19:51	29.68	72.6	4.73	2.6
SR12	30/9/2014 1:56	29.41	70.1	4.56	3.8	SR12	30/9/2014 7:56	29.45	72.6	4.76	5.4	SR12	30/9/2014 13:56	30.06	75.1	4.85	2.6	SR12	30/9/2014 19:56	29.69	71.2	4.63	2.9
SR12	30/9/2014 2:01	29.41	70.6	4.60	3.7	SR12	30/9/2014 8:01	29.45	72.6	4.75	5.9	SR12	30/9/2014 14:01	30.05	77.0	4.99	2.8	SR12	30/9/2014 20:01	29.70	72.7	4.74	2.7
SR12	30/9/2014 2:06	29.42	70.7	4.60	3.9	SR12	30/9/2014 8:06	29.45	72.5	4.75	5.9	SR12	30/9/2014 14:06	30.00	76.6	4.97	2.6	SR12	30/9/2014 20:06	29.67	69.3	4.50	3.3
SR12	30/9/2014 2:11	29.41	69.3	4.50	4.5	SR12	30/9/2014 8:11	29.46	73.2	4.79	4.9	SR12	30/9/2014 14:11	30.03	78.8	5.11	2.8	SR12	30/9/2014 20:11	29.72	73.6	4.79	2.6
SR12	30/9/2014 2:16	29.41	69.0	4.49	4.2	SR12	30/9/2014 8:16	29.47	72.9	4.78	5.0	SR12	30/9/2014 14:16	30.03	78.7	5.11	2.7	SR12	30/9/2014 20:16	29.72	73.6	4.79	2.9
SR12	30/9/2014 2:21	29.41	69.1	4.49	4.4	SR12	30/9/2014 8:21	29.47	72.4	4.74	5.2	SR12	30/9/2014 14:21	29.99	77.8	5.05	3.1	SR12	30/9/2014 20:21	29.71	72.0	4.69	2.7
SR12	30/9/2014 2:26	29.41	69.2	4.50	4.8	SR12	30/9/2014 8:26	29.48	72.9	4.77	5.0	SR12	30/9/2014 14:26	29.97	76.9	5.00	2.7	SR12	30/9/2014 20:26	29.70	71.3	4.64	3.1
SR12	30/9/2014 2:31	29.42	69.2	4.50	4.5	SR12	30/9/2014 8:31	29.51	73.7	4.83	5.0	SR12	30/9/2014 14:31	29.84	75.5	4.90	4.3	SR12	30/9/2014 20:31	29.70	72.8	4.73	3.2
SR12	30/9/2014 2:36	29.42	68.7	4.47	5.0	SR12	30/9/2014 8:36	29.53	74.1	4.86	4.6	SR12	30/9/2014 14:36	29.89	76.0	4.94	3.1	SR12	30/9/2014 20:36	29.70	71.3	4.64	2.5
SR12	30/9/2014 2:41	29.41	68.6	4.46	4.5	SR12	30/9/2014 8:41	29.52	73.1	4.79	4.7	SR12	30/9/2014 14:41	29.91	77.7	5.05	3.2	SR12	30/9/2014 20:41	29.70	71.6	4.66	2.5
SR12	30/9/2014 2:46	29.42	68.9	4.48	4.3	SR12	30/9/2014 8:46	29.51	72.5	4.75	5.1	SR12	30/9/2014 14:46	29.75	72.3	4.69	4.0	SR12	30/9/2014 20:46	29.71	72.8	4.74	2.8
SR12	30/9/2014 2:51	29.42	68.9	4.48	4.7	SR12	30/9/2014 8:51	29.51	71.8	4.70	5.3	SR12	30/9/2014 14:51	29.91	77.9	5.06	3.3	SR12	30/9/2014 20:51	29.69	73.1	4.76	3.0
SR12	30/9/2014 2:56	29.42	68.6	4.46	4.6	SR12	30/9/2014 8:56	29.53	73.0	4.78	4.9	SR12	30/9/2014 14:56	29.90	78.3	5.09	2.9	SR12	30/9/2014 20:56	29.68	72.9	4.74	2.8
SR12	30/9/2014 3:01	29.42	68.2	4.43	4.3	SR12	30/9/2014 9:01	29.53	72.8	4.77	5.0	SR12	30/9/2014 15:01	29.91	78.1	5.08	3.0	SR12	30/9/2014 21:01	29.62	73.6	4.79	2.6
SR12	30/9/2014 3:06	29.42	68.0	4.42	5.3	SR12	30/9/2014 9:06	29.56	73.3	4.80	4.1	SR12	30/9/2014 15:06	29.94	78.8	5.12	3.1	SR12	30/9/2014 21:06	29.60	73.6	4.79	2.5
SR12	30/9/2014 3:11	29.42	68.4	4.45	4.5	SR12	30/9/2014 9:11	29.56	73.5	4.82	3.9	SR12	30/9/2014 15:11	29.92	78.5	5.10	2.8	SR12	30/9/2014 21:11	29.60	73.1	4.76	2.9
SR12	30/9/2014 3:16	29.40	67.9	4.41	5.1	SR12	30/9/2014 9:16	29.59	73.6	4.81	3.7	SR12	30/9/2014 15:16	29.91	78.5	5.11	3.5	SR12	30/9/2014 21:16	29.60	71.9	4.67	3.4
SR12	30/9/2014 3:21	29.41	68.1	4.42	4.6	SR12	30/9/2014 9:21	29.60	71.7	4.69	4.0	SR12	30/9/2014 15:21	29.92	78.9	5.13	3.7	SR12	30/9/2014 21:21	29.53	69.5	4.51	3.5
SR12	30/9/2014 3:26	29.40	67.7	4.40	4.5	SR12	30/9/2014 9:26	29.56	70.6	4.62	4.8	SR12	30/9/2014 15:26	29.91	78.5	5.11	2.9	SR12	30/9/2014 21:26	29.54	69.7	4.52	3.3
SR12	30/9/2014 3:31	29.40	67.8	4.40	4.7	SR12	30/9/2014 9:31	29.57	71.8	4.70	4.0	SR12	30/9/2014 15:31	29.88	77.6	5.05	3.6	SR12	30/9/2014 21:31	29.61	70.9	4.61	2.7
SR12	30/9/2014 3:36	29.39	67.1	4.36	6.1	SR12	30/9/2014 9:36	29.54	71.6	4.67	4.7	SR12	30/9/2014 15:36	29.97	79.8	5.19	2.6	SR12	30/9/2014 21:36	29.53	69.1	4.48	3.5
SR12	30/9/2014 3:41	29.38	67.0	4.36	4.5	SR12	30/9/2014 9:41	29.52	71.5	4.66	3.8	SR12	30/9/2014 15:41	29.94	79.0	5.14	2.7	SR12	30/9/2014 21:41	29.46	67.9	4.40	4.3
SR12	30/9/2014 3:46	29.37	67.0	4.35	7.5	SR12	30/9/2014 9:46	29.56	72.2	4.72	3.9	SR12	30/9/2014 15:46	29.94	79.6	5.18	2.8	SR12	30/9/2014 21:46	29.44	67.5	4.37	4.7
SR12	30/9/2014 3:51	29.37	67.6	4.39	5.5	SR12	30/9/2014 9:51	29.64	73.6	4.81	4.2	SR12	30/9/2014 15:51	29.94	79.6	5.18	3.0	SR12	30/9/2014 21:51	29.46	67.1	4.35	4.1
SR12	30/9/2014 3:56	29.37	67.3	4.37	5.6	SR12	30/9/2014 9:56	29.60	72.7	4.75	3.9	SR12	30/9/2014 15:56	29.92	79.5	5.17	3.0	SR12	30/9/2014 21:56	29.42	66.3	4.29	4.9
SR12	30/9/2014 4:01	29.37	67.4	4.38	5.4	SR12	30/9/2014 10:01	29.51	69.9	4.55	4.8	SR12	30/9/2014 16:01	29.92	78.9	5.13	3.0	SR12	30/9/2014 22:01	29.44	66.6	4.31	4.3
SR12	30/9/2014 4:06	29.35	66.7	4.33	7.9	SR12	30/9/2014 10:06	29.61	70.5	4.60	4.5	SR12	30/9/2014 16:06	29.97	80.7	5.25	2.5	SR12	30/9/2014 22:06	29.43	66.1	4.28	4.9
SR12	30/9/2014 4:11	29.36	67.1	4.36	6.9	SR12	30/9/2014 10:11	29.51	69.3	4.51	5.2	SR12	30/9/2014 16:11	29.93	79.2	5.16	2.9	SR12	30/9/2014 22:11	29.42	65.5	4.24	4.4
SR12	30/9/2014 4:16	29.35	66.9	4.34	9.2	SR12	30/9/2014 10:16	29.49	68.7	4.47	5.1	SR12	30/9/2014 16:16	29.92	79.1	5.15	3.0	SR12	30/9/2014 22:16	29.40	64.8	4.19	4.9
SR12	30/9/2014 4:21	29.35	67.7	4.40	8.3	SR12	30/9/2014 10:21	29.82	71.5	4.65	3.4	SR12	30/9/2014 16:21	29.93	79.6	5.18	2.8	SR12	30/9/2014 22:21	29.40	64.9	4.20	5.5
SR12	30/9/2014 4:26	29.35	67.5	4.38	8.6	SR12	30/9/2014 10:26	29.46	67.6	4.39	4.5	SR12	30/9/2014 16:26	29.93	79.5	5.17	2.8	SR12	30/9/2014 22:26	29.39	65.3	4.22	5.6
SR12	30/9/2014 4:31	29.34	67.3	4.37	7.8	SR12	30/9/2014 10:31	29.47	66.2	4.30	4.7	SR12	30/9/2014 16:31	29.94	79.5	5.17	2.7	SR12	30/9/2014 22:31	29.40	65.4	4.23	6.4
SR12	30/9/2014 4:36	29.34	68.4	4.45	8.6	SR12	30/9/2014 10:36	29.43	66.2	4.30	5.3	SR12	30/9/2014 16:36	29.94	79.4	5.16	2.7	SR12	30/9/2014 22:36	29.37	63.7	4.12	5.6
SR12	30/9/2014 4:41	29.33	68.7	4.46	7.5	SR12	30/9/2014 10:41	29.46	67.6	4.39	4.4	SR12	30/9/2014 16:41	29.96	80.4	5.23	2.6	SR12	30/9/2014 22:41	29.39	64.4	4.16	4.8
SR12	30/9/2014 4:46	29.32	70.5	4.58	6.3	SR12	30/9/2014 10:46	29.46	67.5	4.38	4.7	SR12	30/9/2014 16:46	29.97	81.1	5.27	2.5	SR12	30/9/2014 22:46	29.35	65.5	4.24	5.0
SR12	30/9/2014 4:51	29.32	69.9	4.54	7.3	SR12	30/9/2014 10:51	29.45	68.1	4.42	4.7	SR12	30/9/2014 16:51	29.96	80.7	5.25	2.8	SR12	30/9/2014 22:51	29.41	66.9	4.33	4.4
SR12	30/9/2014 4:56	29.31	70.9	4.61	4.9	SR12	30/9/2014 10:56	29.46	68.1	4.43	3.9	SR12	30/9/2014 16:56	29.93	78.6	5.11	2.4	SR12	30/9/2014 22:56	29.38	65.9	4.26	4.7
SR12	30/9/2014 5:01	29.31	69.7	4.52	6.8	SR12	30/9/2014 11:01	29.51	68.7	4.47	3.6	SR12	30/9/2014 17:01	29.79	74.8	4.87	3.3	SR12	30/9/2014 23:01	29.38	65.2	4.22	4.2
SR12	30/9/2014 5:06	29.30	69.3	4.50	8.7	SR12	30/9/2014 11:06	29.47	68.6	4.46	4.1	SR12	30/9/2014 17:06	29.95	79.7	5.18	3.0	SR12	30/9/2014 23:06	29.41	66.3	4.29	3.9
SR12	30/9/2014 5:11	29.30	69.5	4.51	7.1	SR12	30/9/2014 11:11	29.60	70.8	4.62	3.0	SR12	30/9/2014 17:11	29.85	76.7	4.99	3.1	SR12	30/9/2014 23:11	29.40	65.2	4.22	4.4
SR12	30/9/2014 5:16	29.30	70.2	4.56	6.9	SR12	30/9/2014 11:16	29.52	68.9	4.48	3.4	SR12	30/9/2014 17:16	29.91	76.7	4.99	2.4	SR12	30/9/2014 23:16	29.43	65.5	4.24	3.6
SR12	30/9/2014 5:21	29.30	69.6	4.52	**11.8**	SR12	30/9/2014 11:21	29.45	68.0	4.42	4.5	SR12	30/9/2014 17:21	29.84	75.2	4.89	2.7	SR12	30/9/2014 23:21	29.43	65.4	4.23	3.2
SR12	30/9/2014 5:26	29.30	69.7	4.53	7.4	SR12	30/9/2014 11:26	29.49	67.9	4.42	3.7	SR12	30/9/2014 17:26	29.93	79.8	5.19	2.4	SR12	30/9/2014 23:26	29.42	65.9	4.27	3.5
SR12	30/9/2014 5:31	29.31	70.8	4.60	6.8	SR12	30/9/2014 11:31	29.45	67.9	4.42	3.6	SR12	30/9/2014 17:31	29.91	78.1	5.08	2.4	SR12	30/9/2014 23:31	29.40	65.1	4.21	3.6
SR12	30/9/2014 5:36	29.31	70.8	4.60	6.2	SR12	30/9/2014 11:36	29.44	67.2	4.37	3.8	SR12	30/9/2014 17:36	29.93	79.8	5.19	2.8	SR12	30/9/2014 23:36	29.42	64.3	4.16	3.4
SR12	30/9/2014 5:41	29.31	71.0	4.62	5.9	SR12	30/9/2014 11:41	29.48	68.3	4.45	3.7	SR12	30/9/2014 17:41	29.86	76.0	4.94	2.9	SR12	30/9/2014 23:41	29.40	63.1	4.09	3.5
SR12	30/9/2014 5:46	29.31	71.4	4.64	5.6	SR12	30/9/2014 11:46	29.49	67.6	4.39	3.1	SR12	30/9/2014 17:46	29.95	79.2	5.15	2.5	SR12	30/9/2014 23:46	29.40	62.1	4.02	3.5
SR12	30/9/2014 5:51	29.31	70.7	4.60	5.4	SR12	30/9/2014 11:51	29.48	67.0	4.35	3.5	SR12	30/9/2014 17:51	29.94	78.4	5.10	2.5	SR12	30/9/2014 23:51	29.40	61.6	3.99	3.3
SR12	30/9/2014 5:56	29.32	71.5	4.65	5.1	SR12	30/9/2014 11:56	29.44	66.4	4.32	4.1	SR12	30/9/2014 17:56	29.81	74.4	4.83	3.5	SR12	30/9/2014 23:56	29.37	62.2	4.02	4.1

Station	Timestamp	Temp (° C)	DO (%)	DO (mg/L)	Tur (NTU)	Station	Timestamp	Temp (° C)	DO (%)	DO (mg/L)	Tur (NTU)	Station	Timestamp	Temp (° C)	DO (%)	DO (mg/L)	Tur (NTU)	Station	Timestamp	Temp (°C)	DO (%)	DO (mg/L)	Tur (NTU)
SR13	30/9/2014 0:00	29.35	68.1	**4.44**	4.4	SR13	30/9/2014 6:00	29.26	64.2	**4.19**	4.4	SR13	30/9/2014 12:00	29.36	63.7	**4.15**	1.6	SR13	30/9/2014 18:00	29.74	66.5	**4.31**	8.4
SR13	30/9/2014 0:05	29.35	68.5	**4.46**	4.9	SR13	30/9/2014 6:05	29.26	64.2	**4.19**	4.6	SR13	30/9/2014 12:05	29.37	64.2	**4.19**	1.9	SR13	30/9/2014 18:05	29.72	66.3	**4.30**	5.1
SR13	30/9/2014 0:10	29.34	66.8	**4.35**	5.3	SR13	30/9/2014 6:10	29.26	64.3	**4.19**	4.9	SR13	30/9/2014 12:10	29.37	64.5	**4.21**	2.0	SR13	30/9/2014 18:10	29.70	63.2	**4.09**	4.2
SR13	30/9/2014 0:15	29.34	67.0	**4.36**	5.5	SR13	30/9/2014 6:15	29.26	63.6	**4.15**	2.9	SR13	30/9/2014 12:15	29.38	64.3	**4.20**	1.8	SR13	30/9/2014 18:15	29.72	67.3	**4.37**	5.1
SR13	30/9/2014 0:20	29.35	67.7	**4.41**	5.0	SR13	30/9/2014 6:20	29.25	63.1	**4.12**	3.2	SR13	30/9/2014 12:20	29.38	63.4	**4.14**	1.3	SR13	30/9/2014 18:20	29.66	70.3	**4.57**	4.4
SR13	30/9/2014 0:25	29.33	66.6	**4.34**	4.3	SR13	30/9/2014 6:25	29.25	63.1	**4.12**	5.5	SR13	30/9/2014 12:25	29.46	65.6	**4.28**	1.4	SR13	30/9/2014 18:25	29.67	70.9	**4.61**	3.7
SR13	30/9/2014 0:30	29.33	68.1	**4.44**	4.5	SR13	30/9/2014 6:30	29.25	63.0	**4.11**	2.4	SR13	30/9/2014 12:30	29.38	66.3	**4.32**	4.3	SR13	30/9/2014 18:30	29.68	69.3	**4.50**	3.2
SR13	30/9/2014 0:35	29.32	67.7	**4.41**	5.0	SR13	30/9/2014 6:35	29.26	62.5	**4.08**	3.3	SR13	30/9/2014 12:35	29.37	65.8	**4.29**	3.1	SR13	30/9/2014 18:35	29.71	69.8	**4.53**	3.9
SR13	30/9/2014 0:40	29.32	67.2	**4.37**	4.1	SR13	30/9/2014 6:40	29.26	62.7	**4.09**	3.3	SR13	30/9/2014 12:40	29.38	65.6	**4.28**	2.7	SR13	30/9/2014 18:40	29.70	69.4	**4.51**	2.2
SR13	30/9/2014 0:45	29.32	66.9	**4.36**	4.6	SR13	30/9/2014 6:45	29.26	62.3	**4.07**	3.4	SR13	30/9/2014 12:45	29.49	65.8	**4.29**	1.9	SR13	30/9/2014 18:45	29.69	69.6	**4.52**	4.8
SR13	30/9/2014 0:50	29.31	66.3	**4.32**	4.2	SR13	30/9/2014 6:50	29.25	61.0	**3.98**	2.9	SR13	30/9/2014 12:50	29.60	68.4	**4.45**	2.4	SR13	30/9/2014 18:50	29.68	66.6	**4.32**	1.6
SR13	30/9/2014 0:55	29.32	66.1	**4.30**	3.1	SR13	30/9/2014 6:55	29.24	63.1	**4.12**	2.6	SR13	30/9/2014 12:55	29.56	67.9	**4.42**	2.2	SR13	30/9/2014 18:55	29.68	66.0	**4.28**	1.6
SR13	30/9/2014 1:00	29.32	65.2	**4.24**	3.1	SR13	30/9/2014 7:00	29.24	62.0	**4.05**	1.9	SR13	30/9/2014 13:00	29.46	66.2	**4.31**	1.9	SR13	30/9/2014 19:00	29.65	64.9	**4.22**	1.9
SR13	30/9/2014 1:05	29.31	67.3	**4.38**	4.2	SR13	30/9/2014 7:05	29.25	62.7	**4.09**	3.1	SR13	30/9/2014 13:05	29.58	66.8	**4.34**	1.8	SR13	30/9/2014 19:05	29.65	67.4	**4.38**	2.6
SR13	30/9/2014 1:10	29.31	66.6	**4.34**	3.2	SR13	30/9/2014 7:10	29.25	62.2	**4.06**	3.3	SR13	30/9/2014 13:10	29.54	66.4	**4.32**	1.8	SR13	30/9/2014 19:10	29.65	67.2	**4.37**	3.5
SR13	30/9/2014 1:15	29.31	66.6	**4.34**	3.0	SR13	30/9/2014 7:15	29.25	61.7	**4.02**	2.4	SR13	30/9/2014 13:15	29.48	65.3	**4.25**	1.5	SR13	30/9/2014 19:15	29.67	69.7	**4.53**	4.2
SR13	30/9/2014 1:20	29.33	66.2	**4.31**	3.3	SR13	30/9/2014 7:20	29.26	61.7	**4.03**	2.7	SR13	30/9/2014 13:20	29.49	65.7	**4.28**	1.5	SR13	30/9/2014 19:20	29.61	71.1	**4.62**	3.7
SR13	30/9/2014 1:25	29.32	65.7	**4.28**	3.0	SR13	30/9/2014 7:25	29.25	62.6	**4.09**	3.4	SR13	30/9/2014 13:25	29.52	66.7	**4.34**	1.7	SR13	30/9/2014 19:25	29.62	70.7	**4.60**	2.3
SR13	30/9/2014 1:30	29.32	65.9	**4.29**	3.0	SR13	30/9/2014 7:30	29.26	62.9	**4.10**	3.2	SR13	30/9/2014 13:30	29.41	65.3	**4.25**	2.4	SR13	30/9/2014 19:30	29.63	70.9	**4.61**	2.9
SR13	30/9/2014 1:35	29.32	65.8	**4.28**	2.9	SR13	30/9/2014 7:35	29.26	63.5	**4.14**	4.6	SR13	30/9/2014 13:35	29.50	66.2	**4.31**	1.8	SR13	30/9/2014 19:35	29.65	70.0	**4.56**	3.7
SR13	30/9/2014 1:40	29.31	66.7	**4.35**	4.4	SR13	30/9/2014 7:40	29.26	63.5	**4.14**	6.0	SR13	30/9/2014 13:40	29.46	65.8	**4.28**	2.4	SR13	30/9/2014 19:40	29.64	69.8	**4.54**	2.3
SR13	30/9/2014 1:45	29.32	65.2	**4.25**	2.7	SR13	30/9/2014 7:45	29.27	64.2	**4.19**	5.9	SR13	30/9/2014 13:45	29.53	66.6	**4.33**	2.0	SR13	30/9/2014 19:45	29.63	70.1	**4.56**	2.0
SR13	30/9/2014 1:50	29.32	65.4	**4.26**	2.2	SR13	30/9/2014 7:50	29.26	62.8	**4.10**	4.3	SR13	30/9/2014 13:50	29.57	66.9	**4.35**	1.5	SR13	30/9/2014 19:50	29.63	69.7	**4.54**	2.0
SR13	30/9/2014 1:55	29.31	65.7	**4.28**	2.8	SR13	30/9/2014 7:55	29.26	62.8	**4.09**	4.8	SR13	30/9/2014 13:55	29.54	66.9	**4.35**	1.6	SR13	30/9/2014 19:55	29.63	69.7	**4.54**	2.4
SR13	30/9/2014 2:00	29.31	66.4	**4.33**	3.1	SR13	30/9/2014 8:00	29.24	62.5	**4.08**	6.2	SR13	30/9/2014 14:00	29.41	65.5	**4.26**	2.7	SR13	30/9/2014 20:00	29.64	70.1	**4.56**	1.8
SR13	30/9/2014 2:05	29.31	65.9	**4.29**	3.0	SR13	30/9/2014 8:05	29.25	62.7	**4.09**	3.7	SR13	30/9/2014 14:05	29.41	65.2	**4.24**	2.4	SR13	30/9/2014 20:05	29.65	69.2	**4.50**	1.5
SR13	30/9/2014 2:10	29.31	66.1	**4.30**	3.0	SR13	30/9/2014 8:10	29.24	61.9	**4.04**	3.0	SR13	30/9/2014 14:10	29.50	67.5	**4.39**	2.5	SR13	30/9/2014 20:10	29.64	69.7	**4.53**	2.3
SR13	30/9/2014 2:15	29.31	66.5	**4.33**	2.9	SR13	30/9/2014 8:15	29.26	64.3	**4.19**	4.1	SR13	30/9/2014 14:15	29.51	67.0	**4.36**	1.9	SR13	30/9/2014 20:15	29.63	68.9	**4.48**	2.1
SR13	30/9/2014 2:20	29.31	66.3	**4.32**	5.5	SR13	30/9/2014 8:20	29.28	64.3	**4.20**	8.2	SR13	30/9/2014 14:20	29.46	66.0	**4.29**	1.9	SR13	30/9/2014 20:20	29.65	68.9	**4.47**	3.1
SR13	30/9/2014 2:25	29.30	66.6	**4.34**	4.5	SR13	30/9/2014 8:25	29.29	64.5	**4.21**	6.1	SR13	30/9/2014 14:25	29.55	67.2	**4.37**	1.8	SR13	30/9/2014 20:25	29.64	68.3	**4.44**	2.7
SR13	30/9/2014 2:30	29.31	65.8	**4.28**	3.6	SR13	30/9/2014 8:30	29.29	64.0	**4.17**	3.9	SR13	30/9/2014 14:30	29.71	69.6	**4.51**	2.6	SR13	30/9/2014 20:30	29.64	68.3	**4.44**	2.9
SR13	30/9/2014 2:35	29.30	65.7	**4.28**	3.6	SR13	30/9/2014 8:35	29.30	64.9	**4.24**	3.8	SR13	30/9/2014 14:35	29.61	67.7	**4.39**	2.5	SR13	30/9/2014 20:35	29.63	68.5	**4.45**	4.8
SR13	30/9/2014 2:40	29.30	65.8	**4.28**	2.9	SR13	30/9/2014 8:40	29.32	66.7	**4.36**	4.1	SR13	30/9/2014 14:40	29.75	67.9	**4.40**	1.4	SR13	30/9/2014 20:40	29.58	68.2	**4.43**	4.7
SR13	30/9/2014 2:45	29.30	66.3	**4.32**	4.2	SR13	30/9/2014 8:45	29.33	66.9	**4.37**	3.2	SR13	30/9/2014 14:45	29.85	70.3	**4.55**	1.8	SR13	30/9/2014 20:45	29.59	67.8	**4.40**	3.9
SR13	30/9/2014 2:50	29.30	65.8	**4.28**	3.6	SR13	30/9/2014 8:50	29.34	67.3	**4.39**	3.2	SR13	30/9/2014 14:50	29.71	68.7	**4.45**	1.3	SR13	30/9/2014 20:50	29.61	67.0	**4.35**	3.9
SR13	30/9/2014 2:55	29.29	65.8	**4.29**	4.6	SR13	30/9/2014 8:55	29.34	66.9	**4.37**	2.6	SR13	30/9/2014 14:55	29.72	70.6	**4.57**	2.4	SR13	30/9/2014 20:55	29.64	67.8	**4.41**	2.4
SR13	30/9/2014 3:00	29.29	65.5	**4.27**	4.1	SR13	30/9/2014 9:00	29.35	66.3	**4.33**	2.2	SR13	30/9/2014 15:00	29.63	67.7	**4.39**	1.3	SR13	30/9/2014 21:00	29.64	70.3	**4.57**	3.7
SR13	30/9/2014 3:05	29.29	65.4	**4.25**	4.5	SR13	30/9/2014 9:05	29.35	67.2	**4.39**	2.9	SR13	30/9/2014 15:05	29.71	68.9	**4.47**	1.7	SR13	30/9/2014 21:05	29.63	70.2	**4.57**	3.4
SR13	30/9/2014 3:10	29.29	65.0	**4.23**	3.8	SR13	30/9/2014 9:10	29.34	66.5	**4.35**	2.5	SR13	30/9/2014 15:10	29.85	71.8	**4.65**	1.7	SR13	30/9/2014 21:10	29.62	69.4	**4.52**	2.6
SR13	30/9/2014 3:15	29.27	67.4	**4.39**	3.0	SR13	30/9/2014 9:15	29.34	66.9	**4.37**	3.1	SR13	30/9/2014 15:15	30.02	74.1	**4.78**	1.9	SR13	30/9/2014 21:15	29.62	69.0	**4.49**	2.6
SR13	30/9/2014 3:20	29.27	67.5	**4.40**	2.8	SR13	30/9/2014 9:20	29.34	66.7	**4.36**	2.6	SR13	30/9/2014 15:20	29.90	72.7	**4.70**	1.6	SR13	30/9/2014 21:20	29.63	68.4	**4.45**	2.3
SR13	30/9/2014 3:25	29.27	67.3	**4.38**	2.5	SR13	30/9/2014 9:25	29.36	67.1	**4.39**	2.2	SR13	30/9/2014 15:25	29.85	69.8	**4.51**	1.2	SR13	30/9/2014 21:25	29.62	68.5	**4.46**	2.3
SR13	30/9/2014 3:30	29.27	67.0	**4.37**	2.5	SR13	30/9/2014 9:30	29.36	68.1	**4.45**	3.2	SR13	30/9/2014 15:30	29.94	71.7	**4.63**	1.0	SR13	30/9/2014 21:30	29.63	70.0	**4.56**	2.3
SR13	30/9/2014 3:35	29.28	67.5	**4.40**	3.1	SR13	30/9/2014 9:35	29.35	66.7	**4.36**	2.2	SR13	30/9/2014 15:35	29.93	73.3	**4.74**	1.6	SR13	30/9/2014 21:35	29.62	69.5	**4.52**	2.1
SR13	30/9/2014 3:40	29.28	67.0	**4.37**	2.6	SR13	30/9/2014 9:40	29.33	66.3	**4.33**	4.7	SR13	30/9/2014 15:40	29.90	72.1	**4.66**	1.3	SR13	30/9/2014 21:40	29.62	69.5	**4.52**	2.2
SR13	30/9/2014 3:45	29.27	66.8	**4.35**	2.3	SR13	30/9/2014 9:45	29.34	66.7	**4.35**	3.2	SR13	30/9/2014 15:45	29.87	70.9	**4.58**	1.4	SR13	30/9/2014 21:45	29.62	69.4	**4.52**	2.8
SR13	30/9/2014 3:50	29.27	66.9	**4.36**	2.3	SR13	30/9/2014 9:50	29.34	65.7	**4.29**	2.9	SR13	30/9/2014 15:50	29.86	70.5	**4.56**	0.9	SR13	30/9/2014 21:50	29.62	68.6	**4.46**	2.4
SR13	30/9/2014 3:55	29.26	66.6	**4.34**	2.0	SR13	30/9/2014 9:55	29.42	67.7	**4.42**	2.6	SR13	30/9/2014 15:55	29.83	70.0	**4.53**	1.2	SR13	30/9/2014 21:55	29.61	68.3	**4.44**	3.2
SR13	30/9/2014 4:00	29.27	66.4	**4.33**	2.7	SR13	30/9/2014 10:00	29.44	67.8	**4.43**	2.4	SR13	30/9/2014 16:00	29.81	69.9	**4.52**	1.1	SR13	30/9/2014 22:00	29.62	68.3	**4.44**	3.1
SR13	30/9/2014 4:05	29.26	66.8	**4.35**	2.3	SR13	30/9/2014 10:05	29.47	68.3	**4.46**	2.2	SR13	30/9/2014 16:05	29.80	68.3	**4.42**	1.4	SR13	30/9/2014 22:05	29.60	68.6	**4.46**	3.2
SR13	30/9/2014 4:10	29.27	67.8	**4.42**	4.1	SR13	30/9/2014 10:10	29.48	68.9	**4.50**	2.2	SR13	30/9/2014 16:10	29.75	66.2	**4.29**	0.9	SR13	30/9/2014 22:10	29.60	68.0	**4.42**	2.7
SR13	30/9/2014 4:15	29.26	67.2	**4.38**	3.9	SR13	30/9/2014 10:15	29.50	69.2	**4.52**	2.3	SR13	30/9/2014 16:15	29.79	66.3	**4.29**	0.7	SR13	30/9/2014 22:15	29.59	67.8	**4.41**	2.5
SR13	30/9/2014 4:20	29.26	65.9	**4.30**	2.4	SR13	30/9/2014 10:20	29.51	67.9	**4.43**	1.7	SR13	30/9/2014 16:20	29.82	67.2	**4.35**	0.9	SR13	30/9/2014 22:20	29.59	67.2	**4.37**	2.0
SR13	30/9/2014 4:25	29.26	65.7	**4.28**	2.5	SR13	30/9/2014 10:25	29.52	67.8	**4.42**	1.3	SR13	30/9/2014 16:25	29.87	70.2	**4.54**	1.2	SR13	30/9/2014 22:25	29.58	67.9	**4.41**	3.4
SR13	30/9/2014 4:30	29.26	65.0	**4.24**	2.7	SR13	30/9/2014 10:30	29.53	67.3	**4.39**	1.4	SR13	30/9/2014 16:30	29.76	68.9	**4.46**	1.2	SR13	30/9/2014 22:30	29.57	67.4	**4.38**	2.4
SR13	30/9/2014 4:35	29.26	64.4	**4.20**	2.2	SR13	30/9/2014 10:35	29.51	67.3	**4.39**	2.9	SR13	30/9/2014 16:35	29.71	67.8	**4.39**	1.3	SR13	30/9/2014 22:35	29.58	67.7	**4.40**	2.3
SR13	30/9/2014 4:40	29.26	63.0	**4.11**	2.6	SR13	30/9/2014 10:40	29.53	67.3	**4.39**	1.8	SR13	30/9/2014 16:40	29.70	69.2	**4.49**	1.3	SR13	30/9/2014 22:40	29.57	67.6	**4.39**	1.9
SR13	30/9/2014 4:45	29.28	62.9	**4.10**	**18.0**	SR13	30/9/2014 10:45	29.53	67.0	**4.37**	1.2	SR13	30/9/2014 16:45	29.68	70.5	**4.57**	2.4	SR13	30/9/2014 22:45	29.58	67.8	**4.41**	2.5
SR13	30/9/2014 4:50	29.27	61.2	**3.98**	12.9	SR13	30/9/2014 10:50	29.52	66.8	**4.36**	5.0	SR13	30/9/2014 16:50	29.77	72.3	**4.68**	2.6	SR13	30/9/2014 22:50	29.57	69.1	**4.49**	2.8
SR13	30/9/2014 4:55	29.27	62.6	**4.08**	11.5	SR13	30/9/2014 10:55	29.49	66.4	**4.34**	3.2	SR13	30/9/2014 16:55	29.77	72.6	**4.70**	2.0	SR13	30/9/2014 22:55	29.57	68.4	**4.45**	2.8
SR13	30/9/2014 5:00	29.27	61.7	**4.02**	10.1	SR13	30/9/2014 11:00	29.50	67.0	**4.37**	2.2	SR13	30/9/2014 17:00	29.87	75.4	**4.88**	1.6	SR13	30/9/2014 23:00	29.57	67.9	**4.41**	2.4
SR13	30/9/2014 5:05	29.27	61.8	**4.03**	5.6	SR13	30/9/2014 11:05	29.50	64.2	**4.19**	0.8	SR13	30/9/2014 17:05	29.88	75.4	**4.88**	1.8	SR13	30/9/2014 23:05	29.57	68.3	**4.44**	2.5
SR13	30/9/2014 5:10	29.25	62.5	**4.07**	4.0	SR13	30/9/2014 11:10	29.40	65.3	**4.26**	3.2	SR13	30/9/2014 17:10	29.89	76.3	**4.94**	1.8	SR13	30/9/2014 23:10	29.57	67.9	**4.41**	2.1
SR13	30/9/2014 5:15	29.26	65.0	**4.24**	7.7	SR13	30/9/2014 11:15	29.41	64.0	**4.18**	2.6	SR13	30/9/2014 17:15	29.88	74.6	**4.83**	1.5	SR13	30/9/2014 23:15	29.57	67.6	**4.39**	2.9
SR13	30/9/2014 5:20	29.25	64.1	**4.18**	5.3	SR13	30/9/2014 11:20	29.39	62.7	**4.09**	4.8	SR13	30/9/2014 17:20	29.88	74.8	**4.84**	1.6	SR13	30/9/2014 23:20	29.56	66.7	**4.34**	2.5
SR13	30/9/2014 5:25	29.26	64.8	**4.22**	8.4	SR13	30/9/2014 11:25	29.37	64.8	**4.23**	3.3	SR13	30/9/2014 17:25	29.86	74.2	**4.80**	1.4	SR13	30/9/2014 23:25	29.57	67.4	**4.38**	2.2
SR13	30/9/2014 5:30	29.26	63.8	**4.16**	4.1	SR13	30/9/2014 11:30	29.37	65.3	**4.26**	3.1	SR13	30/9/2014 17:30	29.84	73.7	**4.78**	1.8	SR13	30/9/2014 23:30	29.57	68.6	**4.46**	2.6
SR13	30/9/2014 5:35	29.27	64.1	**4.18**	5.4	SR13	30/9/2014 11:35	29.36	63.9	**4.17**	1.8	SR13	30/9/2014 17:35	29.82	72.7	**4.71**	4.1	SR13	30/9/2014 23:35	29.57	67.0	**4.35**	2.5
SR13	30/9/2014 5:40	29.26	64.7	**4.22**	5.6	SR13	30/9/2014 11:40	29.37	64.3	**4.20**	1.8	SR13	30/9/2014 17:40	29.81	70.7	**4.58**	4.4	SR13	30/9/2014 23:40	29.57	66.6	**4.33**	2.5
SR13	30/9/2014 5:45	29.26	64.0	**4.17**	4.6	SR13	30/9/2014 11:45	29.40	64.1	**4.18**	2.2	SR13	30/9/2014 17:45	29.80	67.2	**4.35**	2.0	SR13	30/9/2014 23:45	29.54	66.5	**4.32**	3.0
SR13	30/9/2014 5:50	29.26	63.2	**4.12**	4.2	SR13	30/9/2014 11:50	29.40	64.1	**4.18**	2.1	SR13	30/9/2014 17:50	29.75	67.1	**4.35**	10.4	SR13	30/9/2014 23:50	29.53	65.5	**4.26**	3.0
SR13	30/9/2014 5:55	29.26	63.8	**4.16**	3.9	SR13	30/9/2014 11:55	29.36	64.2	**4.19**	1.7	SR13	30/9/2014 17:55	29.71	66.1	**4.29**	9.4	SR13	30/9/2014 23:55	29.53	66.6	**4.32**	2.9

Station	Timestamp	NH_3 (mg/L)				Station	Timestamp	NH_3 (mg/L)			
SR4	30/9/2014 0:17	0.08				SR12	30/9/2014 0:17	0.08			
SR4	30/9/2014 0:37	0.08				SR12	30/9/2014 0:37	0.08			
SR4	30/9/2014 0:57	0.07				SR12	30/9/2014 0:57	0.08			
SR4	30/9/2014 1:17	0.05				SR12	30/9/2014 1:17	0.08			
SR4	30/9/2014 1:37	0.05				SR12	30/9/2014 1:37	0.06			
SR4	30/9/2014 1:57	0.05				SR12	30/9/2014 1:57	0.07			
SR4	30/9/2014 2:17	0.05				SR12	30/9/2014 2:17	0.05			
SR4	30/9/2014 2:37	0.06				SR12	30/9/2014 2:37	0.06			
SR4	30/9/2014 2:57	0.06				SR12	30/9/2014 2:57	0.08			
SR4	30/9/2014 3:17	0.06				SR12	30/9/2014 3:17	0.08			
SR4	30/9/2014 3:37	0.07				SR12	30/9/2014 3:37	0.08			
SR4	30/9/2014 3:57	0.07				SR12	30/9/2014 3:57	0.08			
SR4	30/9/2014 4:17	0.07				SR12	30/9/2014 4:17	0.06			
SR4	30/9/2014 4:37	0.05				SR12	30/9/2014 4:37	0.06			
SR4	30/9/2014 4:57	0.06				SR12	30/9/2014 4:57	0.06			
SR4	30/9/2014 5:17	0.06				SR12	30/9/2014 5:17	0.06			
SR4	30/9/2014 5:37	0.06				SR12	30/9/2014 5:37	0.06			
SR4	30/9/2014 5:57	0.06				SR12	30/9/2014 5:57	0.06			
SR4						SR12					
SR4	30/9/2014 6:37	0.06				SR12	30/9/2014 6:37	0.06			
SR4	30/9/2014 6:57	0.07				SR12	30/9/2014 6:57	0.06			
SR4	30/9/2014 7:17	0.05				SR12	30/9/2014 7:17	0.06			
SR4	30/9/2014 7:37	0.06				SR12	30/9/2014 7:37	0.07			
SR4	30/9/2014 7:57	0.06				SR12	30/9/2014 7:57	0.06			
SR4	30/9/2014 8:17	0.06				SR12	30/9/2014 8:17	0.06			
SR4	30/9/2014 8:37	0.06				SR12	30/9/2014 8:37	0.05			
SR4	30/9/2014 8:57	0.06				SR12	30/9/2014 8:57	0.06			
SR4	30/9/2014 9:17	0.06				SR12	30/9/2014 9:17	0.07			
SR4	30/9/2014 9:37	0.05				SR12	30/9/2014 9:37	0.05			
SR4	30/9/2014 9:57	0.05				SR12	30/9/2014 9:57	0.06			
SR4	30/9/2014 10:17	0.06				SR12	30/9/2014 10:17	0.06			
SR4	30/9/2014 10:37	0.06				SR12	30/9/2014 10:37	0.07			
SR4	30/9/2014 10:57	0.06				SR12	30/9/2014 10:57	0.06			
SR4	30/9/2014 11:17	0.05				SR12	30/9/2014 11:17	0.06			
SR4	30/9/2014 11:37	0.05				SR12	30/9/2014 11:37	0.05			
SR4	30/9/2014 11:57	0.05				SR12	30/9/2014 11:57	0.05			
SR4	30/9/2014 12:17	0.05				SR12	30/9/2014 12:17	0.08			
SR4	30/9/2014 12:37	0.05				SR12	30/9/2014 12:37	0.07			
SR4	30/9/2014 12:57	0.04				SR12	30/9/2014 12:57	0.06			
SR4	30/9/2014 13:17	0.05				SR12	30/9/2014 13:17	0.06			
SR4	30/9/2014 13:37	0.05				SR12	30/9/2014 13:37	0.05			
SR4	30/9/2014 13:57	0.05				SR12	30/9/2014 13:57	0.05			
SR4	30/9/2014 14:17	0.05				SR12	30/9/2014 14:17	0.07			
SR4	30/9/2014 14:37	0.05				SR12	30/9/2014 14:37	0.07			
SR4	30/9/2014 14:57	0.05				SR12	30/9/2014 14:57	0.05			
SR4	30/9/2014 15:17	0.06				SR12	30/9/2014 15:17	0.07			
SR4	30/9/2014 15:37	0.05				SR12	30/9/2014 15:37	0.07			
SR4	30/9/2014 15:57	0.05				SR12	30/9/2014 15:57	0.05			
SR4	30/9/2014 16:17	0.06				SR12	30/9/2014 16:17	0.07			
SR4	30/9/2014 16:37	0.06				SR12	30/9/2014 16:37	0.08			
SR4	30/9/2014 16:57	0.05				SR12	30/9/2014 16:57	0.08			
SR4	30/9/2014 17:17	0.04				SR12	30/9/2014 17:17	0.07			
SR4	30/9/2014 17:37	0.03				SR12	30/9/2014 17:37	0.05			
SR4	30/9/2014 17:57	0.05				SR12	30/9/2014 17:57	0.05			
SR4	30/9/2014 18:17	0.05				SR12	30/9/2014 18:17	0.07			
SR4	30/9/2014 18:37	0.05				SR12	30/9/2014 18:37	0.05			
SR4	30/9/2014 18:57	0.05				SR12	30/9/2014 18:57	0.06			
SR4	30/9/2014 19:17	0.05				SR12	30/9/2014 19:17	0.07			
SR4	30/9/2014 19:37	0.05				SR12	30/9/2014 19:37	0.05			
SR4	30/9/2014 19:57	0.06				SR12	30/9/2014 19:57	0.05			
SR4	30/9/2014 20:17	0.06				SR12	30/9/2014 20:17	0.06			
SR4	30/9/2014 20:37	0.06				SR12	30/9/2014 20:37	0.06			
SR4	30/9/2014 20:57	0.07				SR12	30/9/2014 20:57	0.07			
SR4	30/9/2014 21:17	0.06				SR12	30/9/2014 21:17	0.07			
SR4	30/9/2014 21:37	0.06				SR12	30/9/2014 21:37	0.07			
SR4	30/9/2014 21:57	0.06				SR12	30/9/2014 21:57	0.07			
SR4	30/9/2014 22:17	0.07				SR12	30/9/2014 22:17	0.09			
SR4	30/9/2014 22:37	0.06				SR12	30/9/2014 22:37	0.08			
SR4	30/9/2014 22:57	0.06				SR12	30/9/2014 22:57	0.08			
SR4	30/9/2014 23:17	0.07				SR12	30/9/2014 23:17	0.08			
SR4	30/9/2014 23:37	0.06				SR12	30/9/2014 23:37	0.05			
SR4	30/9/2014 23:57	0.05				SR12	30/9/2014 23:57	0.08			

Remark: Fonts with underline: Action Level Exceedance
Fonts with bold and underline: Limit Level Exceedance
Automatic Instrument calibration of NH3-N monitor was carried out during 5:57-6:37 at SR4 and SR12.
SR5 monitoring station was under maintenance during 12:45-13:05.
SR9 monitoring station was under maintenance during 10:25-10:50.
SR11 monitoring station was under maintenance during 13:50-14:05.

MATERIALAB CONSULTANTS LIMITED
Fugro Development Centre,
5 Lok Yi Street,
17 M.S. Castle Peak Road,
Tai Lam, Tuen Mun, N.T., Hong Kong.
Tel : (852)-24508238
Fax : (852)-24508032
Email : mcl@fugro.com.hk

MaterialLab

Interim Notification of Environmental Quality Limits Exceedances
24hr Water Quality Monitoring

Incident Report on Action Level or Limit Level Non-compliance

Reference No.:	20141001/24/SR5
Project:	CV/2013/04 - Providing Sufficient Water Depth for Kwai Tsing Container Basin and its Approach Channel
Date:	01/10/2014 – 02/10/2014
Time:	01/10/2014 00:00 – 02/10/2014 23:55
Monitoring Location:	SR5 – Ma Wan FCZ
Dissolved Oxygen	
Action Level / Limit Level:	5.46 / 5.39 (6 consecutive monitoring data exceedance)
Measured Level:	Six (6) AL Exceedances: 1/10: 6:35 – 7:00 (1) 2/10: 5:20 – 5:45 (1), 6:20 – 7:15 (2), 7:40 – 8:05 (1), 20:15 – 20:40 (1) Sixty eight (68) LL Exceedances: 1/10: (30/9) 23:40 – (1/10) 4:35 (10), 5:45 – 6:10 (1), 7:15 – 18:10 (22), 18:40 – 19:05 (1), 19:25 – 19:50 (1) 2/10: (1/10) 22:45 – 4:10 (11), 5:50 – 6:15 (1), 8:30 – 18:55 (21),
Action taken / to be taken:	Silt curtain and dredging rate were inspected and confirmed in a proper condition during the period. Monitoring equipment is checked and confirmed without problem.
Possible reason for Action or Limit Level Non-compliance:	Dissolved Oxygen At ebb tide, SR5 was situated at upstream of the Project, the water quality would not be affected by the construction. Routine impact monitoring was carried out on 2/10. At flood tide of routine impact monitoring on 2/10, DO (S&M) at C2 was 5.29 mg/L while at ebb tide of routine impact monitoring on 2/10, DO (S&M) at C1 was 4.85 mg/L. The readings were lower than the Limit Level of SR5, indicating the background DO was low during monitoring period. The exceedance was not considered due to the project. The exceedance may be caused by influences in the vicinity of the station or changes in ambient conditions.
Remarks:	Dredging works conducted at Portion A and Portion B of the Project. According to Contractor, dredged rate (in-situ) at Portion A on 1/10 and 2/10 were 1615 m^3/day and 1077 m^3/day respectively, while dredged rate (in-situ) at Portion B on 2/10 was 538 m^3/day. No dredging works conducted at Portion B on 1/10. Flood tide: 30/9 18:32 – 1/10 00:52, 1/10 08:11 – 1/10 15:55, 1/10 19:19 – 2/10 01:47, 2/10 09:47 – 2/10 17:38 Ebb tide: 1/10 00:52 – 1/10 08:11, 1/10 15:55 – 1/10 19:19, 2/10 01:47 – 2/10 09:47

Certified by: Colin Yung
Designation: Environmental Team Leader

Signature:

Date: 28/10/2014

The copyright of this document is owned by MateriaLab Consultants Ltd. It may not be reproduced except with prior written approval from the Company.

MATERIALAB CONSULTANTS LIMITED
Fugro Development Centre,
5 Lok Yi Street,
17 M.S. Castle Peak Road,
Tai Lam, Tuen Mun, N.T., Hong Kong.
Tel : (852)-24508238
Fax : (852)-24508032
Email : mcl@fugro.com.hk

MaterialLab

Interim Notification of Environmental Quality Limits Exceedances
24hr Water Quality Monitoring

Incident Report on Action Level or Limit Level Non-compliance

Reference No.:	20141001/24/SR9
Project:	CV/2013/04 - Providing Sufficient Water Depth for Kwai Tsing Container Basin and its Approach Channel
Date:	01/10/2014 – 02/10/2014
Time:	01/10/2014 00:00 – 02/10/2014 23:55
Monitoring Location:	SR9 – Cheung Sha Wan FCZ
	Turbidity
Action Level / Limit Level:	2.8 / 4.7 (6 consecutive monitoring data exceedance)
Measured Level:	Eight (8) AL Exceedances: 1/10: 16:10 – 17:05 (2) 2/10: 14:50 – 16:15 (3), 18:25 – 18:50 (1), 21:05 – 22:00 (2) Four (4) LL Exceedances: 2/10: 19:05 – 21:00 (4)
Action taken / to be taken:	Silt curtain and dredging rate were inspected and confirmed in a proper condition during the period. Monitoring equipment is checked and confirmed without problem.
Possible reason for Action or Limit Level Non-compliance:	Turbidity At flood tide, SR9 was situated at upstream of the Project, the water quality would not be affected by the construction. Routine impact monitoring was carried out on 2/10. At flood tide of routine impact monitoring on 2/10, Turbidity at C2 was 6.3 NTU while at ebb tide of routine impact monitoring on 2/10, Turbidity at C1 was 4.1 NTU. The readings were higher than the Limit Level and Action Level of SR9 respectively, indicating the background Turbidity was high during monitoring period. At ebb tide of routine impact monitoring on 2/10, Turbidity at G1 (upstream) was 4.6 NTU while 3.3 NTU was recorded at G6 (downstream), no increasing trend of Turbidity was shown across the Project. The exceedance was not considered due to the project. The exceedance may be caused by influences in the vicinity of the station or changes in ambient conditions.
Remarks:	Dredging works conducted at Portion A and Portion B of the Project. According to Contractor, dredged rate (in-situ) at Portion A on 1/10 and 2/10 were 1615 m^3/day and 1077 m^3/day respectively, while dredged rate (in-situ) at Portion B on 2/10 was 538 m^3/day. No dredging works conducted at Portion B on 1/10. Flood tide: 2/10 18:32 – 1/10 00:52, 1/10 08:11 – 1/10 15:55, 1/10 19:19 – 2/10 01:47, 2/10 09:47 – 2/10 17:38 Ebb tide: 1/10 00:52 – 1/10 08:11, 1/10 15:55 – 1/10 19:19, 2/10 01:47 – 2/10 09:47

Certified by: Colin Yung
Designation: Environmental Team Leader

Signature:
Date: 28/10/2014

The copyright of this document is owned by MateriaLab Consultants Ltd. It may not be reproduced except with prior written approval from the Company.

MATERIALAB CONSULTANTS LIMITED
Fugro Development Centre,
5 Lok Yi Street,
17 M.S. Castle Peak Road,
Tai Lam, Tuen Mun, N.T., Hong Kong.
Tel : (852)-24508238
Fax : (852)-24508032
Email : mcl@fugro.com.hk

MaterialLab

Interim Notification of Environmental Quality Limits Exceedances
24hr Water Quality Monitoring

Incident Report on Action Level or Limit Level Non-compliance

Reference No.:	20141001/24/SR10
Project:	CV/2013/04 - Providing Sufficient Water Depth for Kwai Tsing Container Basin and its Approach Channel
Date:	01/10/2014 – 02/10/2014
Time:	01/10/2014 00:00 – 02/10/2014 23:55
Monitoring Location:	SR10 – Lo Tik Wan FCZ
Dissolved Oxygen	
Action Level / Limit Level:	6.12 / 5.97 (6 consecutive monitoring data exceedance)
Measured Level:	Four (4) AL Exceedances: 1/10: 17:20 – 17:45 (1), 20:00 – 20:25 (1), 2/10: 20:05 – 20:30 (1), 21:30 – 21:55 (1) Fifty nine (59) LL Exceedances: 1/10: (30/9) 23:45 – (1/10) 13:40 (28), 16:20 – 17:15 (2), 18:00 – 19:55 (4) 2/10: 2:05 – 4:30 (5), 6:30 – 12:55 (13), 18:05 – 20:00 (4), 22:15 – 23:40 (3)
Turbidity	
Action Level / Limit Level:	2.8 / 4.7 (6 consecutive monitoring data exceedance)
Measured Level:	One (1) L Exceedance: 1/10: 1:05 – 1:30 (1)
Action taken / to be taken:	Silt curtain and dredging rate were inspected and confirmed in a proper condition during the period. Monitoring equipment is checked and confirmed without problem.
Possible reason for Action or Limit Level Non-compliance:	Dissolved Oxygen The first occurrence of exceedance case was found at flood tide, when SR10 was situated at upstream of the Project, the water quality would not be affected by the construction. Routine impact monitoring was carried out on 2/10. At flood tide of routine impact monitoring on 2/10, DO (S&M) at C2 was 5.29 mg/L while at ebb tide of routine impact monitoring on 2/10, DO (S&M) at C1 was 4.85 mg/L. The readings were lower than the Limit Level of SR10, indicating the background DO was low during monitoring period. The exceedance was not considered due to the project. The exceedance may be caused by influences in the vicinity of the station or changes in ambient conditions. Turbidity Routine impact monitoring was carried out on 2/10. At ebb tide of routine impact monitoring on 2/10, Turbidity at C1 was 4.1 NTU. The reading was higher than the Action Level of SR10, indicating the background Turbidity was high during monitoring period. At ebb tide of routine impact monitoring on 2/10, Turbidity at G1 (upstream) was 4.6 NTU while 3.3 NTU was recorded at G6 (downstream), no increasing trend of Turbidity was shown across the Project. The exceedance was not considered due to the project. The exceedance may be caused by influences in the vicinity of the station or changes in ambient conditions.

The copyright of this document is owned by MaterialLab Consultants Ltd. It may not be reproduced except with prior written approval from the Company.

MATERIALAB CONSULTANTS LIMITED
Fugro Development Centre,
5 Lok Yi Street,
17 M.S. Castle Peak Road,
Tai Lam, Tuen Mun, N.T., Hong Kong.
Tel : (852)-24508238
Fax : (852)-24508032
Email : mcl@fugro.com.hk

Remarks:	Dredging works conducted at Portion A and Portion B of the Project. According to Contractor, dredged rate (in-situ) at Portion A on 1/10 and 2/10 were 1615 m^3/day and 1077 m^3/day respectively, while dredged rate (in-situ) at Portion B on 2/10 was 538 m^3/day. No dredging works conducted at Portion B on 1/10. Flood tide: 2/10 18:32 – 1/10 00:52, 1/10 08:11 – 1/10 15:55, 1/10 19:19 – 2/10 01:47, 2/10 09:47 – 2/10 17:38 Ebb tide: 1/10 00:52 – 1/10 08:11, 1/10 15:55 – 1/10 19:19, 2/10 01:47 – 2/10 09:47

Certified by: Colin Yung
Designation: Environmental Team Leader

Signature:

Date: 28/10/2014

The copyright of this document is owned by MateriaLab Consultants Ltd. It may not be reproduced except with prior written approval from the Company.

MATERIALAB CONSULTANTS LIMITED
Fugro Development Centre,
5 Lok Yi Street,
17 M.S. Castle Peak Road,
Tai Lam, Tuen Mun, N.T., Hong Kong.
Tel : (852)-24508238
Fax : (852)-24508032
Email : mcl@fugro.com.hk

Interim Notification of Environmental Quality Limits Exceedances
24hr Water Quality Monitoring

Incident Report on Action Level or Limit Level Non-compliance

Reference No.:	2014101/24/SR11
Project:	CV/2013/04 - Providing Sufficient Water Depth for Kwai Tsing Container Basin and its Approach Channel
Date:	01/10/2014 – 02/10/2014
Time:	01/10/2014 00:00 – 02/10/2014 23:55
Monitoring Location:	SR11 – Sok Kwu Wan FCZ
Dissolved Oxygen	
Action Level / Limit Level:	6.12 / 5.97 (6 consecutive monitoring data exceedance)
Measured Level:	Six (6) AL Exceedances: 1/10: 11:10 – 12:05 (2). 22:35 – 23:00 (1) 2/10: 10:40 – 11:05 (1), 11:45 – 12:10 (1), 15:15 – 15:40 (1) Fifty six (56) LL Exceedances: 1/10: (30/9) 23:40 – (1/10) 11:05 (23), 17:50 – 19:15 (3), 22:05 – 22:30 (1), (1/10) 23:05 – (2/10) 0:00 (2) 2/10: 2:30 – 10:35 (15), 10:10 – 10:35 (1), 18:15 – 23:40 (11)
Turbidity	
Action Level / Limit Level:	2.8 / 4.7 (6 consecutive monitoring data exceedance)
Measured Level:	One (1) AL Exceedance: 1/10: 3:35 – 4:00 (1) One (1) LL Exceedance: 1/10: 1:10 – 1:30 (1)
Action taken / to be taken:	Silt curtain and dredging rate were inspected and confirmed in a proper condition during the period. Monitoring equipment is checked and confirmed without problem.
Possible reason for Action or Limit Level Non-compliance:	Dissolved Oxygen The first occurrence of exceedance case was found at flood tide, when SR11 was situated at upstream of the Project, the water quality would not be affected by the construction. Routine impact monitoring was carried out on 2/10. At flood tide of routine impact monitoring on 2/10, DO (S&M) at C2 was 5.29 mg/L while at ebb tide of routine impact monitoring on 2/10, DO (S&M) at C1 was 4.85 mg/L. The readings were lower than the Limit Level of SR11, indicating the background DO was low during monitoring period. The exceedance was not considered due to the project. The exceedance may be caused by influences in the vicinity of the station or changes in ambient conditions. Turbidity Routine impact monitoring was carried out on 2/10. At ebb tide of routine impact monitoring on 2/10, Turbidity at C1 was 4.1 NTU. The reading was higher than the Action Level of SR11, indicating the background Turbidity was high during monitoring period. At ebb tide of routine impact monitoring on 2/10, Turbidity at G1 (upstream) was 4.6 NTU while 3.3 NTU was recorded at G6 (downstream), no increasing trend of

The copyright of this document is owned by MaterialLab Consultants Ltd. It may not be reproduced except with prior written approval from the Company.

MATERIALAB CONSULTANTS LIMITED
Fugro Development Centre,
5 Lok Yi Street,
17 M.S. Castle Peak Road,
Tai Lam, Tuen Mun, N.T., Hong Kong.
Tel : (852)-24508238
Fax : (852)-24508032
Email : mcl@fugro.com.hk

	Turbidity was shown across the Project. The exceedance was not considered due to the project. The exceedance may be caused by influences in the vicinity of the station or changes in ambient conditions.
Remarks:	Dredging works conducted at Portion A and Portion B of the Project. According to Contractor, dredged rate (in-situ) at Portion A on 1/10 and 2/10 were 1615 m^3/day and 1077 m^3/day respectively, while dredged rate (in-situ) at Portion B on 2/10 was 538 m^3/day. No dredging works conducted at Portion B on 1/10. Flood tide: 2/10 18:32 – 1/10 00:52, 1/10 08:11 – 1/10 15:55, 1/10 19:19 – 2/10 01:47, 2/10 09:47 – 2/10 17:38 Ebb tide: 1/10 00:52 – 1/10 08:11, 1/10 15:55 – 1/10 19:19, 2/10 01:47 – 2/10 09:47

Certified by: Colin Yung
Designation: Environmental Team Leader
Signature:

Date: 28/10/2014

The copyright of this document is owned by MaterialLab Consultants Ltd. It may not be reproduced except with prior written approval from the Company.

MATERIALAB CONSULTANTS LIMITED
Fugro Development Centre,
5 Lok Yi Street,
17 M.S. Castle Peak Road,
Tai Lam, Tuen Mun, N.T., Hong Kong.
Tel : (852)-24508238
Fax : (852)-24508032
Email : mcl@fugro.com.hk

MaterialLab

Interim Notification of Environmental Quality Limits Exceedances
24hr Water Quality Monitoring

Incident Report on Action Level or Limit Level Non-compliance

Reference No.:	20141001/24/SR13
Project:	CV/2013/04 - Providing Sufficient Water Depth for Kwai Tsing Container Basin and its Approach Channel
Date:	01/10/2014 – 02/10/2014
Time:	01/10/2014 00:00 – 02/10/2014 23:55
Monitoring Location:	SR13 – EMSD Cooling Water Intake for Kwai Chung Hospital
Dissolved Oxygen	
Action Level / Limit Level:	5.28 / 5.22 (6 consecutive monitoring data exceedance)
Measured Level:	Ninety five (95) LL Exceedances: (1/10) 00:00 – (1/10) 14:25 (29), (1/10) 14:55 – (30/9) 23:50 (66)
Action taken / to be taken:	Silt curtain and dredging rate were inspected and confirmed in a proper condition during the period. Monitoring equipment is checked and confirmed without problem.
Possible reason for Action or Limit Level Non-compliance:	Dissolved Oxygen At ebb tide, SR13 was situated at upstream of the Project, the water quality would not be affected by the construction. Routine impact monitoring was carried out on 2/10. At flood tide of routine impact monitoring on 2/10, DO (S&M) at G5 (upstream) was 5.24 mg/L while 5.35 mg/L was recorded at G2 (downstream), no decreasing trend of DO (S&M) was shown across the Project. At ebb tide of routine impact monitoring on 2/10, DO (S&M) at C1 was 4.85 mg/L. The reading was lower than the Limit Level of SR13, indicating the background DO was low during monitoring period. The exceedance was not considered due to the project. The exceedance may be caused by influences in the vicinity of the station or changes in ambient conditions.
Remarks:	Dredging works conducted at Portion A and Portion B of the Project. According to Contractor, dredged rate (in-situ) at Portion A on 1/10 and 2/10 were 1615 m^3/day and 1077 m^3/day respectively, while dredged rate (in-situ) at Portion B on 2/10 was 538 m^3/day. No dredging works conducted at Portion B on 1/10. Flood tide: 30/9 18:32 – 1/10 00:52, 1/10 08:11 – 1/10 15:55, 1/10 19:19 – 2/10 01:47, 2/10 09:47 – 2/10 17:38 Ebb tide: 1/10 00:52 – 1/10 08:11, 1/10 15:55 – 1/10 19:19, 2/10 01:47 – 2/10 09:47

Certified by: Colin Yung
Designation: Environmental Team Leader
Signature:

Date: 28/10/2014

The copyright of this document is owned by MateriaLab Consultants Ltd. It may not be reproduced except with prior written approval from the Company.

Station	Timestamp	Temp (° C)	DO (%)	DO (mg/L)	Tur (NTU)	Station	Timestamp	Temp (° C)	DO (%)	DO (mg/L)	Tur (NTU)	Station	Timestamp	Temp (° C)	DO (%)	DO (mg/L)	Tur (NTU)	Station	Timestamp	Temp (°C)	DO (%)	DO (mg/L)	Tur (NTU)
SR4	1/10/2014 0:01	29.48	82.1	5.53	2.5	SR4	1/10/2014 6:01	29.38	79.1	5.32	3.1	SR4	1/10/2014 12:01	29.49	86.1	5.78	3.3	SR4	1/10/2014 18:01	29.83	87.4	5.87	2.4
SR4	1/10/2014 0:06	29.49	82.4	5.54	2.4	SR4	1/10/2014 6:06	29.38	79.3	5.33	2.5	SR4	1/10/2014 12:06	29.60	86.1	5.77	3.6	SR4	1/10/2014 18:06	29.58	81.7	5.50	3.8
SR4	1/10/2014 0:11	29.50	82.2	5.54	2.2	SR4	1/10/2014 6:11	29.38	80.0	5.39	2.8	SR4	1/10/2014 12:11	29.64	86.8	5.84	4.0	SR4	1/10/2014 18:11	29.68	83.2	5.60	3.0
SR4	1/10/2014 0:16	29.50	82.7	5.58	2.2	SR4	1/10/2014 6:16	29.38	81.0	5.45	2.7	SR4	1/10/2014 12:16	29.62	86.9	5.85	3.4	SR4	1/10/2014 18:16	29.68	84.3	5.66	3.0
SR4	1/10/2014 0:21	29.51	83.7	5.64	2.3	SR4	1/10/2014 6:21	29.38	80.1	5.38	2.1	SR4	1/10/2014 12:21	29.63	87.0	5.86	3.1	SR4	1/10/2014 18:21	29.71	84.7	5.69	2.3
SR4	1/10/2014 0:26	29.49	83.6	5.64	2.1	SR4	1/10/2014 6:26	29.38	79.5	5.35	2.2	SR4	1/10/2014 12:26	29.69	86.6	5.84	3.0	SR4	1/10/2014 18:26	29.70	84.5	5.69	2.4
SR4	1/10/2014 0:31	29.51	83.5	5.63	2.0	SR4	1/10/2014 6:31	29.39	78.4	5.26	1.8	SR4	1/10/2014 12:31	29.62	87.1	5.86	4.2	SR4	1/10/2014 18:31	29.57	83.6	5.63	3.3
SR4	1/10/2014 0:36	29.53	83.5	5.63	2.2	SR4	1/10/2014 6:36	29.39	77.9	5.24	2.2	SR4	1/10/2014 12:36	29.74	87.4	5.89	2.7	SR4	1/10/2014 18:36	29.58	84.1	5.65	3.8
SR4	1/10/2014 0:41	29.53	83.3	5.62	2.1	SR4	1/10/2014 6:41	29.39	79.5	5.35	2.0	SR4	1/10/2014 12:41	29.68	87.5	5.90	3.2	SR4	1/10/2014 18:41	29.54	83.5	5.62	4.0
SR4	1/10/2014 0:46	29.54	83.8	5.66	2.2	SR4	1/10/2014 6:46	29.38	80.5	5.41	2.2	SR4	1/10/2014 12:46	29.77	88.3	5.95	2.5	SR4	1/10/2014 18:46	29.62	85.9	5.78	3.2
SR4	1/10/2014 0:51	29.56	85.0	5.74	2.0	SR4	1/10/2014 6:51	29.42	81.3	5.47	2.2	SR4	1/10/2014 12:51	29.58	86.4	5.84	3.9	SR4	1/10/2014 18:51	29.69	85.3	5.74	2.6
SR4	1/10/2014 0:56	29.58	85.7	5.78	2.2	SR4	1/10/2014 6:56	29.44	82.7	5.56	3.0	SR4	1/10/2014 12:56	29.54	85.1	5.75	4.0	SR4	1/10/2014 18:56	29.62	83.9	5.65	3.0
SR4	1/10/2014 1:01	29.59	85.3	5.76	2.2	SR4	1/10/2014 7:01	29.42	82.6	5.56	2.3	SR4	1/10/2014 13:01	29.55	85.1	5.73	3.4	SR4	1/10/2014 19:01	29.50	82.6	5.56	3.7
SR4	1/10/2014 1:06	29.58	85.6	5.77	2.2	SR4	1/10/2014 7:06	29.41	82.1	5.53	2.9	SR4	1/10/2014 13:06	29.63	85.3	5.74	3.0	SR4	1/10/2014 19:06	29.73	83.6	5.63	1.9
SR4	1/10/2014 1:11	29.58	84.6	5.71	1.7	SR4	1/10/2014 7:11	29.40	81.2	5.47	2.4	SR4	1/10/2014 13:11	29.63	87.5	5.88	3.6	SR4	1/10/2014 19:11	29.45	82.0	5.52	4.4
SR4	1/10/2014 1:16	29.58	85.1	5.74	1.8	SR4	1/10/2014 7:16	29.38	82.3	5.55	2.8	SR4	1/10/2014 13:16	29.88	88.4	5.93	2.7	SR4	1/10/2014 19:16	29.44	80.3	5.41	4.0
SR4	1/10/2014 1:21	29.59	85.4	5.76	2.0	SR4	1/10/2014 7:21	29.37	81.7	5.51	2.7	SR4	1/10/2014 13:21	29.78	87.7	5.89	3.0	SR4	1/10/2014 19:21	29.45	83.1	5.60	3.6
SR4	1/10/2014 1:26	29.59	84.8	5.73	1.9	SR4	1/10/2014 7:26	29.35	82.8	5.58	2.8	SR4	1/10/2014 13:26	29.38	84.3	5.67	4.6	SR4	1/10/2014 19:26	29.46	83.1	5.59	4.8
SR4	1/10/2014 1:31	29.59	84.8	5.73	2.1	SR4	1/10/2014 7:31	29.34	84.1	5.67	2.6	SR4	1/10/2014 13:31	29.76	86.5	5.80	2.5	SR4	1/10/2014 19:31	29.43	81.7	5.50	3.9
SR4	1/10/2014 1:36	29.59	84.5	5.70	1.9	SR4	1/10/2014 7:36	29.33	84.2	5.67	2.8	SR4	1/10/2014 13:36	29.58	87.1	5.85	5.4	SR4	1/10/2014 19:36	29.35	80.9	5.45	5.4
SR4	1/10/2014 1:41	29.60	85.1	5.75	1.9	SR4	1/10/2014 7:41	29.33	85.3	5.76	3.0	SR4	1/10/2014 13:41	29.54	85.4	5.74	5.8	SR4	1/10/2014 19:41	29.45	81.1	5.45	3.6
SR4	1/10/2014 1:46	29.59	83.8	5.66	1.8	SR4	1/10/2014 7:46	29.35	83.6	5.64	2.6	SR4	1/10/2014 13:46	29.83	88.2	5.91	3.2	SR4	1/10/2014 19:46	29.36	80.8	5.42	5.8
SR4	1/10/2014 1:51	29.60	84.8	5.71	1.9	SR4	1/10/2014 7:51	29.34	86.2	5.83	2.6	SR4	1/10/2014 13:51	29.81	87.9	5.89	3.3	SR4	1/10/2014 19:51	29.36	80.8	5.43	6.5
SR4	1/10/2014 1:56	29.59	84.4	5.70	1.8	SR4	1/10/2014 7:56	29.35	86.8	5.86	2.3	SR4	1/10/2014 13:56	29.56	86.1	5.77	3.8	SR4	1/10/2014 19:56	29.44	80.6	5.40	3.5
SR4	1/10/2014 2:01	29.56	82.5	5.57	1.8	SR4	1/10/2014 8:01	29.35	87.1	5.88	2.5	SR4	1/10/2014 14:01	29.88	88.4	5.93	2.9	SR4	1/10/2014 20:01	29.41	80.1	5.39	7.3
SR4	1/10/2014 2:06	29.59	84.0	5.67	2.0	SR4	1/10/2014 8:06	29.35	87.0	5.89	2.5	SR4	1/10/2014 14:06	29.85	87.7	5.89	2.9	SR4	1/10/2014 20:06	29.41	80.1	5.39	5.1
SR4	1/10/2014 2:11	29.58	83.9	5.66	1.8	SR4	1/10/2014 8:11	29.37	87.7	5.92	2.5	SR4	1/10/2014 14:11	29.88	87.7	5.90	2.2	SR4	1/10/2014 20:11	29.40	81.5	5.48	6.4
SR4	1/10/2014 2:16	29.58	83.6	5.63	2.4	SR4	1/10/2014 8:16	29.37	87.9	5.94	2.7	SR4	1/10/2014 14:16	29.95	87.7	5.89	2.6	SR4	1/10/2014 20:16	29.54	82.3	5.54	3.4
SR4	1/10/2014 2:21	29.58	84.5	5.70	2.1	SR4	1/10/2014 8:21	29.38	87.5	5.92	2.7	SR4	1/10/2014 14:21	29.58	84.8	5.72	3.4	SR4	1/10/2014 20:21	29.41	81.4	5.49	5.2
SR4	1/10/2014 2:26	29.58	83.0	5.60	1.8	SR4	1/10/2014 8:26	29.38	87.3	5.91	3.0	SR4	1/10/2014 14:26	30.00	89.6	5.99	2.9	SR4	1/10/2014 20:26	29.42	82.0	5.52	4.0
SR4	1/10/2014 2:31	29.58	82.3	5.56	1.8	SR4	1/10/2014 8:31	29.40	88.0	5.96	2.7	SR4	1/10/2014 14:31	29.95	89.2	5.99	2.5	SR4	1/10/2014 20:31	29.39	82.2	5.53	3.4
SR4	1/10/2014 2:36	29.58	82.6	5.58	1.8	SR4	1/10/2014 8:36	29.41	88.1	5.95	2.6	SR4	1/10/2014 14:36	29.84	88.5	5.95	3.1	SR4	1/10/2014 20:36	29.38	81.7	5.50	3.3
SR4	1/10/2014 2:41	29.55	82.8	5.60	1.7	SR4	1/10/2014 8:41	29.42	88.2	5.97	2.3	SR4	1/10/2014 14:41	29.86	88.9	5.98	2.9	SR4	1/10/2014 20:41	29.37	82.2	5.54	3.9
SR4	1/10/2014 2:46	29.57	80.4	5.43	1.7	SR4	1/10/2014 8:46	29.44	88.8	6.00	3.1	SR4	1/10/2014 14:46	29.87	88.1	5.92	2.6	SR4	1/10/2014 20:46	29.34	82.6	5.56	4.3
SR4	1/10/2014 2:51	29.58	81.9	5.53	1.8	SR4	1/10/2014 8:51	29.42	88.2	5.97	3.1	SR4	1/10/2014 14:51	29.75	88.0	5.92	3.1	SR4	1/10/2014 20:51	29.39	82.3	5.54	3.9
SR4	1/10/2014 2:56	29.56	81.4	5.50	2.0	SR4	1/10/2014 8:56	29.42	88.2	5.98	2.7	SR4	1/10/2014 14:56	29.77	88.4	5.95	3.0	SR4	1/10/2014 20:56	29.37	82.3	5.54	3.9
SR4	1/10/2014 3:01	29.58	82.6	5.57	2.0	SR4	1/10/2014 9:01	29.44	88.3	5.99	2.7	SR4	1/10/2014 15:01	29.90	88.7	5.97	2.6	SR4	1/10/2014 21:01	29.33	83.1	5.60	3.9
SR4	1/10/2014 3:06	29.53	79.6	5.36	2.2	SR4	1/10/2014 9:06	29.46	88.6	6.01	2.7	SR4	1/10/2014 15:06	29.79	87.3	5.87	2.6	SR4	1/10/2014 21:06	29.33	83.0	5.59	3.7
SR4	1/10/2014 3:11	29.59	82.8	5.59	1.9	SR4	1/10/2014 9:11	29.46	88.5	6.00	2.8	SR4	1/10/2014 15:11	29.57	86.0	5.79	3.6	SR4	1/10/2014 21:11	29.36	82.1	5.52	3.4
SR4	1/10/2014 3:16	29.58	81.0	5.47	1.9	SR4	1/10/2014 9:16	29.49	88.7	6.01	2.8	SR4	1/10/2014 15:16	29.67	85.8	5.77	3.3	SR4	1/10/2014 21:16	29.26	83.2	5.60	5.1
SR4	1/10/2014 3:21	29.54	80.2	5.41	2.0	SR4	1/10/2014 9:21	29.55	87.2	5.91	3.5	SR4	1/10/2014 15:21	29.77	87.2	5.84	2.9	SR4	1/10/2014 21:21	29.52	79.8	5.38	2.1
SR4	1/10/2014 3:26	29.58	81.6	5.51	1.9	SR4	1/10/2014 9:26	29.65	86.9	5.88	2.9	SR4	1/10/2014 15:26	29.74	86.5	5.82	3.2	SR4	1/10/2014 21:26	29.63	78.9	5.32	2.3
SR4	1/10/2014 3:31	29.47	78.9	5.33	2.3	SR4	1/10/2014 9:31	29.52	86.2	5.84	3.1	SR4	1/10/2014 15:31	29.70	87.1	5.87	3.1	SR4	1/10/2014 21:31	29.56	83.8	5.65	2.6
SR4	1/10/2014 3:36	29.51	79.7	5.38	2.2	SR4	1/10/2014 9:36	29.58	85.5	5.80	2.7	SR4	1/10/2014 15:36	29.65	86.9	5.85	3.4	SR4	1/10/2014 21:36	29.54	83.9	5.66	2.6
SR4	1/10/2014 3:41	29.57	81.3	5.48	1.8	SR4	1/10/2014 9:41	29.56	86.2	5.84	2.9	SR4	1/10/2014 15:41	29.63	85.5	5.76	6.8	SR4	1/10/2014 21:41	29.49	82.4	5.56	2.5
SR4	1/10/2014 3:46	29.52	80.1	5.40	2.3	SR4	1/10/2014 9:46	29.49	85.8	5.81	4.3	SR4	1/10/2014 15:46	29.64	87.0	5.86	6.2	SR4	1/10/2014 21:46	29.57	83.1	5.59	2.5
SR4	1/10/2014 3:51	29.42	78.8	5.30	2.7	SR4	1/10/2014 9:51	29.68	85.8	5.81	2.6	SR4	1/10/2014 15:51	29.97	89.9	6.05	2.0	SR4	1/10/2014 21:51	29.52	84.7	5.71	2.8
SR4	1/10/2014 3:56	29.38	79.5	5.35	3.4	SR4	1/10/2014 9:56	29.69	86.0	5.82	2.9	SR4	1/10/2014 15:56	29.73	88.1	5.94	2.9	SR4	1/10/2014 21:56	29.52	83.6	5.64	2.7
SR4	1/10/2014 4:01	29.45	79.7	5.36	3.2	SR4	1/10/2014 10:01	29.67	86.4	5.84	2.7	SR4	1/10/2014 16:01	29.92	89.3	6.01	2.8	SR4	1/10/2014 22:01	29.45	85.1	5.74	3.0
SR4	1/10/2014 4:06	29.37	77.0	5.18	3.1	SR4	1/10/2014 10:06	29.64	86.8	5.88	2.6	SR4	1/10/2014 16:06	29.87	90.0	6.06	2.6	SR4	1/10/2014 22:06	29.44	85.0	5.73	2.9
SR4	1/10/2014 4:11	29.37	76.5	5.11	3.0	SR4	1/10/2014 10:11	29.59	86.7	5.88	3.7	SR4	1/10/2014 16:11	29.72	87.1	5.86	2.6	SR4	1/10/2014 22:11	29.43	85.1	5.74	3.0
SR4	1/10/2014 4:16	29.34	78.3	5.26	3.7	SR4	1/10/2014 10:16	29.59	86.9	5.89	2.7	SR4	1/10/2014 16:16	29.87	86.9	5.84	2.3	SR4	1/10/2014 22:16	29.42	84.4	5.69	3.1
SR4	1/10/2014 4:21	29.37	76.2	5.11	2.7	SR4	1/10/2014 10:21	29.62	86.4	5.85	2.9	SR4	1/10/2014 16:21	29.80	87.7	5.91	2.4	SR4	1/10/2014 22:21	29.40	84.4	5.69	3.2
SR4	1/10/2014 4:26	29.35	77.4	5.19	3.3	SR4	1/10/2014 10:26	29.40	86.3	5.84	4.6	SR4	1/10/2014 16:26	29.91	88.6	5.96	1.9	SR4	1/10/2014 22:26	29.31	83.5	5.63	3.7
SR4	1/10/2014 4:31	29.37	77.0	5.12	2.6	SR4	1/10/2014 10:31	29.40	85.3	5.77	4.3	SR4	1/10/2014 16:31	29.84	87.7	5.88	2.8	SR4	1/10/2014 22:31	29.27	83.5	5.62	3.3
SR4	1/10/2014 4:36	29.36	77.6	5.16	2.9	SR4	1/10/2014 10:36	29.51	85.3	5.76	3.8	SR4	1/10/2014 16:36	29.70	86.6	5.82	3.3	SR4	1/10/2014 22:36	29.29	82.5	5.55	2.8
SR4	1/10/2014 4:41	29.37	76.3	5.08	2.5	SR4	1/10/2014 10:41	29.71	87.7	5.92	2.0	SR4	1/10/2014 16:41	29.86	88.6	5.96	2.4	SR4	1/10/2014 22:41	29.31	83.1	5.58	3.9
SR4	1/10/2014 4:46	29.36	78.2	5.23	3.0	SR4	1/10/2014 10:46	29.43	86.2	5.84	4.0	SR4	1/10/2014 16:46	29.92	87.0	5.84	2.0	SR4	1/10/2014 22:46	29.33	83.5	5.62	3.9
SR4	1/10/2014 4:51	29.37	76.9	5.15	2.6	SR4	1/10/2014 10:51	29.41	86.6	5.86	4.5	SR4	1/10/2014 16:51	29.85	87.7	5.90	2.2	SR4	1/10/2014 22:51	29.32	83.1	5.59	3.4
SR4	1/10/2014 4:56	29.35	77.0	5.16	2.8	SR4	1/10/2014 10:56	29.74	87.6	5.87	2.3	SR4	1/10/2014 16:56	29.99	89.2	5.99	2.0	SR4	1/10/2014 22:56	29.30	82.4	5.54	4.0
SR4	1/10/2014 5:01	29.36	78.2	5.24	2.8	SR4	1/10/2014 11:01	29.42	85.0	5.73	4.5	SR4	1/10/2014 17:01	29.72	83.8	5.64	3.7	SR4	1/10/2014 23:01	29.30	82.1	5.51	3.7
SR4	1/10/2014 5:06	29.36	78.3	5.25	2.7	SR4	1/10/2014 11:06	29.38	84.8	5.71	5.8	SR4	1/10/2014 17:06	29.79	85.0	5.72	2.8	SR4	1/10/2014 23:06	29.29	82.7	5.56	3.9
SR4	1/10/2014 5:11	29.35	79.5	5.33	3.2	SR4	1/10/2014 11:11	29.48	85.6	5.77	4.4	SR4	1/10/2014 17:11	29.81	85.6	5.76	2.8	SR4	1/10/2014 23:11	29.28	82.6	5.55	4.0
SR4	1/10/2014 5:16	29.35	79.0	5.30	3.1	SR4	1/10/2014 11:16	29.72	86.7	5.84	2.5	SR4	1/10/2014 17:16	29.79	87.2	5.86	2.8	SR4	1/10/2014 23:16	29.28	82.8	5.57	5.0
SR4	1/10/2014 5:21	29.34	75.2	5.04	3.0	SR4	1/10/2014 11:21	29.48	86.2	5.83	3.5	SR4	1/10/2014 17:21	29.60	83.7	5.63	3.9	SR4	1/10/2014 23:21	29.29	82.6	5.56	3.9
SR4	1/10/2014 5:26	29.35	76.7	5.14	2.4	SR4	1/10/2014 11:26	29.37	83.6	5.65	5.7	SR4	1/10/2014 17:26	29.66	84.2	5.67	3.1	SR4	1/10/2014 23:26	29.29	82.2	5.54	3.3
SR4	1/10/2014 5:31	29.33	77.3	5.18	3.3	SR4	1/10/2014 11:31	29.35	83.9	5.64	**10.9**	SR4	1/10/2014 17:31	29.75	84.8	5.70	2.7	SR4	1/10/2014 23:31	29.30	81.7	5.49	3.4
SR4	1/10/2014 5:36	29.35	77.4	5.19	2.5	SR4	1/10/2014 11:36	29.36	84.2	5.66	9.0	SR4	1/10/2014 17:36	29.73	84.2	5.66	2.6	SR4	1/10/2014 23:36	29.31	80.8	5.43	3.2
SR4	1/10/2014 5:41	29.38	78.1	5.24	4.3	SR4	1/10/2014 11:41	29.37	84.4	5.67	4.5	SR4	1/10/2014 17:41	29.78	86.5	5.82	2.6	SR4	1/10/2014 23:41	29.31	81.4	5.47	3.1
SR4	1/10/2014 5:46	29.41	77.6	5.20	2.4	SR4	1/10/2014 11:46	29.37	84.2	5.66	6.4	SR4	1/10/2014 17:46	29.76	86.4	5.81	2.6	SR4	1/10/2014 23:46	29.30	82.2	5.52	3.5
SR4	1/10/2014 5:51	29.40	76.8	5.16	2.5	SR4	1/10/2014 11:51	29.43	85.5	5.74	4.5	SR4	1/10/2014 17:51	29.78	87.1	5.85	2.7	SR4	1/10/2014 23:51	29.30	82.4	5.55	3.2
SR4	1/10/2014 5:56	29.37	78.8	5.30	4.9	SR4	1/10/2014 11:56	29.45	85.6	5.76	3.5	SR4	1/10/2014 17:56	29.65	85.5	5.76	3.2	SR4	1/10/2014 23:56	29.31	81.8	5.51	3.0

Station	Timestamp	Temp (° C)	DO (%)	DO (mg/L)	Tur (NTU)	Station	Timestamp	Temp (° C)	DO (%)	DO (mg/L)	Tur (NTU)	Station	Timestamp	Temp (° C)	DO (%)	DO (mg/L)	Tur (NTU)	Station	Timestamp	Temp (°C)	DO (%)	DO (mg/L)	Tur (NTU)
SR5	1/10/2014 0:00	29.57	75.3	**4.87**	3.8	SR5	1/10/2014 6:00	29.63	81.5	**5.37**	1.9	SR5	1/10/2014 12:00	29.51	74.4	**4.84**	3.6	SR5	1/10/2014 18:00	29.60	80.2	**5.21**	2.2
SR5	1/10/2014 0:05	29.55	75.6	**4.90**	3.5	SR5	1/10/2014 6:05	29.61	81.0	**5.34**	1.8	SR5	1/10/2014 12:05	29.51	74.4	**4.84**	3.7	SR5	1/10/2014 18:05	29.60	79.0	**5.13**	2.2
SR5	1/10/2014 0:10	29.56	73.9	**4.79**	3.0	SR5	1/10/2014 6:10	29.62	81.4	**5.37**	1.7	SR5	1/10/2014 12:10	29.51	74.8	**4.86**	3.6	SR5	1/10/2014 18:10	29.64	81.9	**5.32**	2.2
SR5	1/10/2014 0:15	29.53	74.0	**4.79**	3.6	SR5	1/10/2014 6:15	29.62	81.1	**5.35**	1.6	SR5	1/10/2014 12:15	29.51	74.8	**4.86**	3.7	SR5	1/10/2014 18:15	29.64	80.6	**5.24**	2.4
SR5	1/10/2014 0:20	29.52	73.5	**4.76**	3.6	SR5	1/10/2014 6:20	29.64	82.0	5.41	1.7	SR5	1/10/2014 12:20	29.50	75.2	**4.89**	3.7	SR5	1/10/2014 18:20	29.64	81.7	**5.31**	2.2
SR5	1/10/2014 0:25	29.50	73.7	**4.77**	4.4	SR5	1/10/2014 6:25	29.63	83.1	5.49	1.6	SR5	1/10/2014 12:25	29.50	75.6	**4.92**	4.0	SR5	1/10/2014 18:25	29.72	83.8	5.44	2.4
SR5	1/10/2014 0:30	29.52	73.0	**4.73**	3.7	SR5	1/10/2014 6:30	29.67	82.8	5.47	1.6	SR5	1/10/2014 12:30	29.50	75.6	**4.91**	3.7	SR5	1/10/2014 18:30	29.71	83.3	5.41	2.4
SR5	1/10/2014 0:35	29.50	72.9	**4.72**	4.4	SR5	1/10/2014 6:35	29.70	82.3	5.42	1.8	SR5	1/10/2014 12:35	29.50	75.6	**4.91**	3.5	SR5	1/10/2014 18:35	29.73	83.9	5.44	2.4
SR5	1/10/2014 0:40	29.48	73.3	**4.74**	3.7	SR5	1/10/2014 6:40	29.69	82.5	5.45	1.9	SR5	1/10/2014 12:40	29.50	75.6	**4.92**	3.4	SR5	1/10/2014 18:40	29.71	82.5	**5.35**	2.5
SR5	1/10/2014 0:45	29.50	72.9	**4.71**	4.1	SR5	1/10/2014 6:45	29.70	82.3	5.43	1.8	SR5	1/10/2014 12:45	29.50	75.8	**4.92**	3.7	SR5	1/10/2014 18:45	29.70	82.0	**5.32**	2.3
SR5	1/10/2014 0:50	29.46	73.7	**4.76**	4.9	SR5	1/10/2014 6:50	29.71	82.1	5.42	1.8	SR5	1/10/2014 12:50	29.51	75.9	**4.93**	3.8	SR5	1/10/2014 18:50	29.68	81.6	**5.30**	2.2
SR5	1/10/2014 0:55	29.44	73.9	**4.77**	4.9	SR5	1/10/2014 6:55	29.71	82.0	5.41	1.7	SR5	1/10/2014 12:55	29.52	75.7	**4.92**	3.5	SR5	1/10/2014 18:55	29.68	81.4	**5.28**	2.3
SR5	1/10/2014 1:00	29.43	73.6	**4.75**	4.0	SR5	1/10/2014 7:00	29.71	81.7	5.39	1.7	SR5	1/10/2014 13:00	29.51	76.1	**4.94**	3.7	SR5	1/10/2014 19:00	29.67	80.1	**5.20**	2.3
SR5	1/10/2014 1:05	29.42	73.7	**4.76**	4.9	SR5	1/10/2014 7:05	29.69	81.9	5.41	1.6	SR5	1/10/2014 13:05	29.51	76.1	**4.94**	3.1	SR5	1/10/2014 19:05	29.67	80.3	**5.22**	2.1
SR5	1/10/2014 1:10	29.53	76.1	**4.96**	2.1	SR5	1/10/2014 7:10	29.70	81.7	5.40	1.8	SR5	1/10/2014 13:10	29.50	76.0	**4.94**	3.7	SR5	1/10/2014 19:10	29.67	80.6	**5.24**	2.2
SR5	1/10/2014 1:15	29.80	80.8	**5.27**	2.1	SR5	1/10/2014 7:15	29.72	80.9	**5.34**	1.9	SR5	1/10/2014 13:15	29.49	75.9	**4.93**	4.2	SR5	1/10/2014 19:15	29.67	83.3	5.41	2.2
SR5	1/10/2014 1:20	29.77	80.0	**5.21**	2.1	SR5	1/10/2014 7:20	29.72	80.3	**5.30**	1.7	SR5	1/10/2014 13:20	29.51	75.2	**4.88**	3.0	SR5	1/10/2014 19:20	29.67	83.0	5.39	2.2
SR5	1/10/2014 1:25	29.79	79.9	**5.20**	1.9	SR5	1/10/2014 7:25	29.72	78.8	**5.20**	2.0	SR5	1/10/2014 13:25	29.51	75.2	**4.88**	4.1	SR5	1/10/2014 19:25	29.69	82.4	**5.36**	2.2
SR5	1/10/2014 1:30	29.78	80.1	**5.22**	2.0	SR5	1/10/2014 7:30	29.71	79.3	**5.24**	1.7	SR5	1/10/2014 13:30	29.51	75.0	**4.87**	3.2	SR5	1/10/2014 19:30	29.68	82.3	**5.35**	2.0
SR5	1/10/2014 1:35	29.78	80.9	**5.28**	2.0	SR5	1/10/2014 7:35	29.72	79.5	**5.25**	1.7	SR5	1/10/2014 13:35	29.49	73.3	**4.76**	3.7	SR5	1/10/2014 19:35	29.68	82.2	**5.34**	2.3
SR5	1/10/2014 1:40	29.79	81.0	**5.29**	2.0	SR5	1/10/2014 7:40	29.72	79.2	**5.23**	1.9	SR5	1/10/2014 13:40	29.49	73.4	**4.77**	3.5	SR5	1/10/2014 19:40	29.69	81.6	**5.30**	2.2
SR5	1/10/2014 1:45	29.78	81.0	**5.29**	2.0	SR5	1/10/2014 7:45	29.71	80.0	**5.28**	1.8	SR5	1/10/2014 13:45	29.50	72.1	**4.68**	3.9	SR5	1/10/2014 19:45	29.68	81.6	**5.30**	2.1
SR5	1/10/2014 1:50	29.77	80.2	**5.24**	1.9	SR5	1/10/2014 7:50	29.72	79.8	**5.27**	1.9	SR5	1/10/2014 13:50	29.49	71.8	**4.66**	4.1	SR5	1/10/2014 19:50	29.65	82.0	**5.33**	2.0
SR5	1/10/2014 1:55	29.76	79.6	**5.20**	1.9	SR5	1/10/2014 7:55	29.71	79.4	**5.24**	1.8	SR5	1/10/2014 13:55	29.50	71.8	**4.66**	3.7	SR5	1/10/2014 19:55	29.66	82.0	**5.33**	2.0
SR5	1/10/2014 2:00	29.74	78.7	**5.13**	1.9	SR5	1/10/2014 8:00	29.72	79.5	**5.24**	2.1	SR5	1/10/2014 14:00	29.49	72.1	**4.68**	4.2	SR5	1/10/2014 20:00	29.64	81.6	**5.31**	1.9
SR5	1/10/2014 2:05	29.75	79.6	**5.20**	2.0	SR5	1/10/2014 8:05	29.71	79.9	**5.28**	2.2	SR5	1/10/2014 14:05	29.48	73.4	**4.76**	3.3	SR5	1/10/2014 20:05	29.66	81.8	**5.32**	2.0
SR5	1/10/2014 2:10	29.74	80.1	**5.23**	2.1	SR5	1/10/2014 8:10	29.67	80.2	**5.30**	2.6	SR5	1/10/2014 14:10	29.45	73.3	**4.76**	4.0	SR5	1/10/2014 20:10	29.66	81.3	**5.28**	2.1
SR5	1/10/2014 2:15	29.73	79.9	**5.22**	1.9	SR5	1/10/2014 8:15	29.66	79.8	**5.28**	3.4	SR5	1/10/2014 14:15	29.47	73.6	**4.77**	3.7	SR5	1/10/2014 20:15	29.62	83.8	5.47	1.8
SR5	1/10/2014 2:20	29.73	78.8	**5.14**	2.0	SR5	1/10/2014 8:20	29.67	79.2	**5.24**	3.2	SR5	1/10/2014 14:20	29.46	74.6	**4.83**	3.9	SR5	1/10/2014 20:20	29.65	83.9	5.47	1.9
SR5	1/10/2014 2:25	29.73	78.8	**5.14**	1.9	SR5	1/10/2014 8:25	29.68	79.3	**5.25**	3.2	SR5	1/10/2014 14:25	29.46	75.6	**4.90**	3.6	SR5	1/10/2014 20:25	29.66	83.3	5.43	2.0
SR5	1/10/2014 2:30	29.73	78.7	**5.14**	1.8	SR5	1/10/2014 8:30	29.68	79.1	**5.23**	**10.6**	SR5	1/10/2014 14:30	29.46	75.1	**4.87**	3.7	SR5	1/10/2014 20:30	29.71	83.9	5.47	1.8
SR5	1/10/2014 2:35	29.73	78.1	**5.10**	2.0	SR5	1/10/2014 8:35	29.69	79.0	**5.23**	3.0	SR5	1/10/2014 14:35	29.46	74.6	**4.83**	3.5	SR5	1/10/2014 20:35	29.79	84.7	5.52	1.9
SR5	1/10/2014 2:40	29.75	79.3	**5.17**	2.0	SR5	1/10/2014 8:40	29.69	79.5	**5.26**	3.2	SR5	1/10/2014 14:40	29.46	74.6	**4.83**	4.3	SR5	1/10/2014 20:40	29.79	85.7	5.59	1.9
SR5	1/10/2014 2:45	29.74	78.8	**5.15**	1.8	SR5	1/10/2014 8:45	29.71	79.0	**5.22**	3.3	SR5	1/10/2014 14:45	29.47	73.1	**4.74**	3.3	SR5	1/10/2014 20:45	29.79	84.7	5.51	2.0
SR5	1/10/2014 2:50	29.75	79.3	**5.18**	1.9	SR5	1/10/2014 8:50	29.71	78.5	**5.19**	3.7	SR5	1/10/2014 14:50	29.48	73.7	**4.77**	3.8	SR5	1/10/2014 20:50	29.80	87.9	5.74	1.6
SR5	1/10/2014 2:55	29.67	81.2	**5.30**	1.8	SR5	1/10/2014 8:55	29.72	78.6	**5.19**	2.7	SR5	1/10/2014 14:55	29.50	75.5	**4.89**	3.3	SR5	1/10/2014 20:55	29.81	86.4	5.63	1.8
SR5	1/10/2014 3:00	29.70	80.4	**5.25**	1.8	SR5	1/10/2014 9:00	29.72	78.2	**5.16**	3.1	SR5	1/10/2014 15:00	29.50	75.0	**4.86**	3.5	SR5	1/10/2014 21:00	29.80	87.1	5.68	1.8
SR5	1/10/2014 3:05	29.67	81.1	**5.30**	2.1	SR5	1/10/2014 9:05	29.72	78.0	**5.15**	2.8	SR5	1/10/2014 15:05	29.47	74.0	**4.79**	3.6	SR5	1/10/2014 21:05	29.78	87.3	5.70	1.7
SR5	1/10/2014 3:10	29.68	79.8	**5.22**	2.2	SR5	1/10/2014 9:10	29.72	77.7	**5.13**	2.7	SR5	1/10/2014 15:10	29.47	73.8	**4.78**	4.1	SR5	1/10/2014 21:10	29.71	88.0	5.76	1.6
SR5	1/10/2014 3:15	29.68	79.8	**5.22**	2.3	SR5	1/10/2014 9:15	29.71	77.0	**5.09**	2.7	SR5	1/10/2014 15:15	29.46	73.3	**4.74**	3.6	SR5	1/10/2014 21:15	29.71	88.7	5.81	1.6
SR5	1/10/2014 3:20	29.70	78.6	**5.13**	2.1	SR5	1/10/2014 9:20	29.71	76.6	**5.06**	2.6	SR5	1/10/2014 15:20	29.47	73.5	**4.76**	3.6	SR5	1/10/2014 21:20	29.68	88.1	5.76	1.7
SR5	1/10/2014 3:25	29.71	76.7	**5.01**	1.9	SR5	1/10/2014 9:25	29.71	76.2	**5.03**	2.5	SR5	1/10/2014 15:25	29.44	73.6	**4.76**	3.5	SR5	1/10/2014 21:25	29.77	88.2	5.77	1.6
SR5	1/10/2014 3:30	29.70	76.6	**5.00**	2.1	SR5	1/10/2014 9:30	29.72	79.7	**5.26**	2.8	SR5	1/10/2014 15:30	29.45	73.2	**4.74**	3.7	SR5	1/10/2014 21:30	29.75	87.8	5.75	1.7
SR5	1/10/2014 3:35	29.69	76.7	**4.99**	2.0	SR5	1/10/2014 9:35	29.71	78.7	**5.21**	2.4	SR5	1/10/2014 15:35	29.45	73.7	**4.77**	3.3	SR5	1/10/2014 21:35	29.71	87.8	5.75	1.7
SR5	1/10/2014 3:40	29.69	76.5	**4.98**	2.4	SR5	1/10/2014 9:40	29.72	79.5	**5.26**	2.4	SR5	1/10/2014 15:40	29.49	72.8	**4.71**	3.0	SR5	1/10/2014 21:40	29.71	86.9	5.69	1.6
SR5	1/10/2014 3:45	29.69	76.1	**4.96**	2.9	SR5	1/10/2014 9:45	29.71	79.0	**5.22**	2.4	SR5	1/10/2014 15:45	29.46	73.2	**4.74**	3.6	SR5	1/10/2014 21:45	29.71	87.3	5.72	1.5
SR5	1/10/2014 3:50	29.67	75.8	**4.94**	2.6	SR5	1/10/2014 9:50	29.72	78.9	**5.22**	2.7	SR5	1/10/2014 15:50	29.45	74.1	**4.79**	3.3	SR5	1/10/2014 21:50	29.73	87.7	5.74	1.6
SR5	1/10/2014 3:55	29.63	76.4	**4.97**	2.7	SR5	1/10/2014 9:55	29.72	78.1	**5.16**	3.1	SR5	1/10/2014 15:55	29.43	73.3	**4.74**	4.1	SR5	1/10/2014 21:55	29.78	87.4	5.71	1.9
SR5	1/10/2014 4:00	29.55	77.3	**5.02**	2.8	SR5	1/10/2014 10:00	29.73	77.1	**5.09**	3.1	SR5	1/10/2014 16:00	29.42	73.1	**4.73**	3.4	SR5	1/10/2014 22:00	29.79	87.2	5.70	1.8
SR5	1/10/2014 4:05	29.58	77.7	**5.06**	2.3	SR5	1/10/2014 10:05	29.73	76.7	**5.06**	3.0	SR5	1/10/2014 16:05	29.40	73.0	**4.71**	3.7	SR5	1/10/2014 22:05	29.84	86.3	5.64	1.9
SR5	1/10/2014 4:10	29.57	78.9	**5.15**	2.2	SR5	1/10/2014 10:10	29.74	76.6	**5.05**	3.2	SR5	1/10/2014 16:10	29.44	72.3	**4.67**	3.7	SR5	1/10/2014 22:10	29.81	86.0	5.61	1.9
SR5	1/10/2014 4:15	29.54	80.4	**5.25**	1.9	SR5	1/10/2014 10:15	29.74	76.9	**5.07**	3.8	SR5	1/10/2014 16:15	29.42	73.4	**4.74**	3.6	SR5	1/10/2014 22:15	29.71	83.3	5.45	1.7
SR5	1/10/2014 4:20	29.55	79.2	**5.16**	2.0	SR5	1/10/2014 10:20	29.74	79.0	**5.22**	2.5	SR5	1/10/2014 16:20	29.39	72.6	**4.69**	3.9	SR5	1/10/2014 22:20	29.69	85.0	5.56	1.7
SR5	1/10/2014 4:25	29.52	78.6	**5.12**	2.4	SR5	1/10/2014 10:25	29.75	78.9	**5.22**	2.6	SR5	1/10/2014 16:25	29.39	72.7	**4.69**	4.0	SR5	1/10/2014 22:25	29.69	84.5	5.52	1.8
SR5	1/10/2014 4:30	29.56	80.1	**5.23**	1.7	SR5	1/10/2014 10:30	29.75	78.4	**5.18**	2.4	SR5	1/10/2014 16:30	29.60	76.5	**4.94**	2.8	SR5	1/10/2014 22:30	29.69	84.0	5.49	1.5
SR5	1/10/2014 4:35	29.58	80.6	**5.27**	1.7	SR5	1/10/2014 10:35	29.75	76.1	**5.03**	2.6	SR5	1/10/2014 16:35	29.74	80.7	**5.23**	2.8	SR5	1/10/2014 22:35	29.69	83.1	5.43	1.8
SR5	1/10/2014 4:40	29.60	80.7	**5.27**	1.7	SR5	1/10/2014 10:40	29.75	75.8	**5.00**	2.6	SR5	1/10/2014 16:40	29.67	78.1	**5.05**	3.0	SR5	1/10/2014 22:40	29.68	83.0	5.43	1.8
SR5	1/10/2014 4:45	29.54	82.0	**5.37**	1.7	SR5	1/10/2014 10:45	29.76	76.3	**5.04**	2.6	SR5	1/10/2014 16:45	29.65	79.3	**5.13**	2.9	SR5	1/10/2014 22:45	29.66	81.8	**5.33**	2.3
SR5	1/10/2014 4:50	29.55	82.7	5.43	1.6	SR5	1/10/2014 10:50	29.75	74.5	**4.91**	2.6	SR5	1/10/2014 16:50	29.66	78.9	**5.11**	2.9	SR5	1/10/2014 22:50	29.69	82.5	**5.38**	1.8
SR5	1/10/2014 4:55	29.60	83.0	5.45	1.7	SR5	1/10/2014 10:55	29.74	75.6	**4.97**	4.5	SR5	1/10/2014 16:55	29.68	79.4	**5.15**	3.2	SR5	1/10/2014 22:55	29.67	81.7	**5.31**	2.2
SR5	1/10/2014 5:00	29.61	82.9	5.46	1.7	SR5	1/10/2014 11:00	29.77	74.8	**4.93**	2.5	SR5	1/10/2014 17:00	29.61	76.7	**4.96**	3.3	SR5	1/10/2014 23:00	29.64	80.2	**5.21**	2.4
SR5	1/10/2014 5:05	29.63	82.5	5.44	1.9	SR5	1/10/2014 11:05	29.71	73.9	**4.85**	3.3	SR5	1/10/2014 17:05	29.62	76.6	**4.96**	3.1	SR5	1/10/2014 23:05	29.69	78.3	**5.11**	1.7
SR5	1/10/2014 5:10	29.63	82.0	5.40	1.9	SR5	1/10/2014 11:10	29.74	72.6	**4.77**	4.4	SR5	1/10/2014 17:10	29.57	75.3	**4.87**	3.5	SR5	1/10/2014 23:10	29.64	79.2	**5.15**	2.3
SR5	1/10/2014 5:15	29.63	81.4	**5.36**	1.9	SR5	1/10/2014 11:15	29.71	73.6	**4.83**	3.8	SR5	1/10/2014 17:15	29.54	74.4	**4.81**	3.1	SR5	1/10/2014 23:15	29.63	78.6	**5.10**	2.3
SR5	1/10/2014 5:20	29.60	83.0	5.47	1.8	SR5	1/10/2014 11:20	29.69	73.4	**4.81**	3.5	SR5	1/10/2014 17:20	29.66	77.9	**5.05**	2.6	SR5	1/10/2014 23:20	29.61	78.0	**5.06**	2.4
SR5	1/10/2014 5:25	29.62	83.6	5.51	1.8	SR5	1/10/2014 11:25	29.67	72.8	**4.77**	4.4	SR5	1/10/2014 17:25	29.65	77.4	**5.02**	2.6	SR5	1/10/2014 23:25	29.60	77.8	**5.05**	2.6
SR5	1/10/2014 5:30	29.67	83.3	5.50	1.9	SR5	1/10/2014 11:30	29.66	72.9	**4.77**	4.9	SR5	1/10/2014 17:30	29.62	77.4	**5.02**	2.7	SR5	1/10/2014 23:30	29.58	77.0	**4.99**	2.7
SR5	1/10/2014 5:35	29.65	82.7	5.46	1.8	SR5	1/10/2014 11:35	29.67	72.4	**4.74**	3.9	SR5	1/10/2014 17:35	29.59	78.2	**5.06**	3.1	SR5	1/10/2014 23:35	29.55	77.1	**4.99**	2.5
SR5	1/10/2014 5:40	29.65	82.4	5.44	2.0	SR5	1/10/2014 11:40	29.64	72.1	**4.71**	4.0	SR5	1/10/2014 17:40	29.60	78.2	**5.07**	2.6	SR5	1/10/2014 23:40	29.55	77.1	**4.99**	2.7
SR5	1/10/2014 5:45	29.66	81.5	**5.37**	2.1	SR5	1/10/2014 11:45	29.60	71.2	**4.65**	4.0	SR5	1/10/2014 17:45	29.62	76.9	**4.99**	2.6	SR5	1/10/2014 23:45	29.53	78.2	**5.06**	2.6
SR5	1/10/2014 5:50	29.64	81.5	**5.37**	2.0	SR5	1/10/2014 11:50	29.53	72.9	**4.74**	3.8	SR5	1/10/2014 17:50	29.60	81.6	**5.31**	2.2	SR5	1/10/2014 23:50	29.53	77.0	**4.98**	2.5
SR5	1/10/2014 5:55	29.63	80.9	**5.33**	2.0	SR5	1/10/2014 11:55	29.51	74.2	**4.82**	3.5	SR5	1/10/2014 17:55	29.62	81.2	**5.28**	2.3	SR5	1/10/2014 23:55	29.56	75.2	**4.87**	2.5

Station	Timestamp	Temp (° C)	DO (%)	DO (mg/L)	Tur (NTU)	Station	Timestamp	Temp (° C)	DO (%)	DO (mg/L)	Tur (NTU)	Station	Timestamp	Temp (° C)	DO (%)	DO (mg/L)	Tur (NTU)	Station	Timestamp	Temp (°C)	DO (%)	DO (mg/L)	Tur (NTU)
SR9	1/10/2014 0:00	30.38	171.2	11.08	0.8	SR9	1/10/2014 6:00	29.82	134.0	8.77	0.9	SR9	1/10/2014 12:00	29.94	134.6	8.78	2.7	SR9	1/10/2014 18:00	30.23	159.5	10.36	2.4
SR9	1/10/2014 0:05	30.37	170.1	11.07	0.6	SR9	1/10/2014 6:05	29.75	131.1	8.56	1.0	SR9	1/10/2014 12:05	30.06	135.3	8.81	2.4	SR9	1/10/2014 18:05	30.28	162.7	10.55	2.4
SR9	1/10/2014 0:10	30.38	170.1	11.18	0.6	SR9	1/10/2014 6:10	29.75	130.7	8.54	1.0	SR9	1/10/2014 12:10	30.01	134.8	8.80	2.3	SR9	1/10/2014 18:10	30.28	161.9	10.51	2.5
SR9	1/10/2014 0:15	30.38	170.3	10.97	0.8	SR9	1/10/2014 6:15	29.70	126.5	8.29	1.3	SR9	1/10/2014 12:15	30.09	135.4	8.82	2.7	SR9	1/10/2014 18:15	30.30	162.9	10.57	2.6
SR9	1/10/2014 0:20	30.38	171.8	11.07	0.4	SR9	1/10/2014 6:20	29.74	128.2	8.43	1.2	SR9	1/10/2014 12:20	30.05	135.7	8.84	2.1	SR9	1/10/2014 18:20	30.28	160.7	10.44	2.9
SR9	1/10/2014 0:25	30.36	170.8	11.00	0.6	SR9	1/10/2014 6:25	29.72	127.2	8.32	1.5	SR9	1/10/2014 12:25	30.03	136.2	8.85	2.3	SR9	1/10/2014 18:25	30.29	159.7	10.34	2.7
SR9	1/10/2014 0:30	30.37	170.9	11.04	0.7	SR9	1/10/2014 6:30	29.70	126.1	8.23	1.2	SR9	1/10/2014 12:30	30.02	136.5	8.88	2.3	SR9	1/10/2014 18:30	30.28	158.8	10.29	2.8
SR9	1/10/2014 0:35	30.34	167.6	10.80	0.9	SR9	1/10/2014 6:35	29.74	126.5	8.26	1.4	SR9	1/10/2014 12:35	30.04	136.7	8.90	2.5	SR9	1/10/2014 18:35	30.29	158.2	10.28	3.1
SR9	1/10/2014 0:40	30.32	164.8	10.63	0.7	SR9	1/10/2014 6:40	29.72	126.4	8.25	1.7	SR9	1/10/2014 12:40	30.11	136.3	8.84	2.3	SR9	1/10/2014 18:40	30.27	157.0	10.20	2.7
SR9	1/10/2014 0:45	30.33	164.5	10.61	1.0	SR9	1/10/2014 6:45	29.73	125.9	8.20	1.2	SR9	1/10/2014 12:45	30.14	137.8	8.94	2.4	SR9	1/10/2014 18:45	30.26	155.6	10.09	3.6
SR9	1/10/2014 0:50	30.28	159.7	10.32	1.0	SR9	1/10/2014 6:50	29.75	127.3	8.30	1.3	SR9	1/10/2014 12:50	30.13	138.9	9.03	2.2	SR9	1/10/2014 18:50	30.26	155.9	10.06	3.0
SR9	1/10/2014 0:55	30.20	153.9	9.95	1.4	SR9	1/10/2014 6:55	29.72	126.4	8.23	1.5	SR9	1/10/2014 12:55	30.15	139.8	9.09	2.1	SR9	1/10/2014 18:55	30.23	154.8	10.05	2.7
SR9	1/10/2014 1:00	30.17	147.1	9.51	1.2	SR9	1/10/2014 7:00	29.74	127.8	8.33	1.3	SR9	1/10/2014 13:00	30.24	139.1	9.02	2.1	SR9	1/10/2014 19:00	30.21	155.2	10.08	2.8
SR9	1/10/2014 1:05	30.18	148.8	9.62	1.1	SR9	1/10/2014 7:05	29.68	123.5	8.05	1.5	SR9	1/10/2014 13:05	30.24	141.0	9.15	2.2	SR9	1/10/2014 19:05	30.26	156.6	10.20	2.8
SR9	1/10/2014 1:10	30.14	143.5	9.30	1.4	SR9	1/10/2014 7:10	29.62	121.0	7.95	1.5	SR9	1/10/2014 13:10	30.25	141.1	9.15	2.4	SR9	1/10/2014 19:10	30.24	157.4	10.25	2.4
SR9	1/10/2014 1:15	30.12	140.7	9.14	1.5	SR9	1/10/2014 7:15	29.66	121.5	7.96	1.8	SR9	1/10/2014 13:15	30.22	141.9	9.22	2.3	SR9	1/10/2014 19:15	30.21	156.6	10.16	3.0
SR9	1/10/2014 1:20	30.12	141.9	9.20	1.7	SR9	1/10/2014 7:20	29.60	119.9	7.85	2.5	SR9	1/10/2014 13:20	30.16	143.8	9.33	2.3	SR9	1/10/2014 19:20	30.17	155.1	10.01	2.7
SR9	1/10/2014 1:25	30.10	143.2	9.30	1.7	SR9	1/10/2014 7:25	29.58	118.3	7.76	1.4	SR9	1/10/2014 13:25	30.16	144.5	9.37	2.4	SR9	1/10/2014 19:25	30.19	155.5	9.93	2.6
SR9	1/10/2014 1:30	30.08	147.0	9.54	1.7	SR9	1/10/2014 7:30	29.57	116.7	7.66	1.3	SR9	1/10/2014 13:30	30.29	145.6	9.43	**5.3**	SR9	1/10/2014 19:30	30.18	155.4	10.05	2.7
SR9	1/10/2014 1:35	30.10	148.9	9.65	1.6	SR9	1/10/2014 7:35	29.58	116.8	7.64	2.0	SR9	1/10/2014 13:35	30.27	145.7	9.43	2.3	SR9	1/10/2014 19:35	30.18	155.4	10.05	2.7
SR9	1/10/2014 1:40	30.13	152.9	9.94	0.8	SR9	1/10/2014 7:40	29.58	116.3	7.65	1.4	SR9	1/10/2014 13:40	30.27	146.7	9.51	2.1	SR9	1/10/2014 19:40	30.17	154.2	9.98	2.3
SR9	1/10/2014 1:45	30.11	151.2	9.82	1.0	SR9	1/10/2014 7:45	29.58	116.9	7.66	2.0	SR9	1/10/2014 13:45	30.27	148.6	9.66	2.2	SR9	1/10/2014 19:45	30.17	154.1	10.03	2.6
SR9	1/10/2014 1:50	30.09	148.8	9.69	1.0	SR9	1/10/2014 7:50	29.60	117.6	7.70	1.4	SR9	1/10/2014 13:50	30.34	150.1	9.74	2.2	SR9	1/10/2014 19:50	30.20	153.5	9.97	2.5
SR9	1/10/2014 1:55	30.08	147.0	9.59	0.8	SR9	1/10/2014 7:55	29.59	117.5	7.69	1.8	SR9	1/10/2014 13:55	30.40	151.5	9.82	2.5	SR9	1/10/2014 19:55	30.19	150.7	9.77	3.3
SR9	1/10/2014 2:00	30.06	145.3	9.47	0.8	SR9	1/10/2014 8:00	29.60	117.7	7.71	1.4	SR9	1/10/2014 14:00	30.39	152.6	9.89	2.1	SR9	1/10/2014 20:00	30.17	149.7	9.72	3.1
SR9	1/10/2014 2:05	30.06	145.9	9.50	1.0	SR9	1/10/2014 8:05	29.60	118.0	7.72	2.6	SR9	1/10/2014 14:05	30.37	152.9	9.91	2.4	SR9	1/10/2014 20:05	30.20	151.0	9.79	3.1
SR9	1/10/2014 2:10	30.05	146.0	9.49	0.9	SR9	1/10/2014 8:10	29.61	118.7	7.77	1.1	SR9	1/10/2014 14:10	30.35	153.3	9.95	2.3	SR9	1/10/2014 20:10	30.19	150.6	9.79	3.0
SR9	1/10/2014 2:15	30.06	147.6	9.63	0.8	SR9	1/10/2014 8:15	29.60	118.5	7.75	1.4	SR9	1/10/2014 14:15	30.42	154.0	9.99	2.2	SR9	1/10/2014 20:15	30.18	150.5	9.83	2.7
SR9	1/10/2014 2:20	30.06	148.2	9.62	0.9	SR9	1/10/2014 8:20	29.60	118.5	7.75	1.4	SR9	1/10/2014 14:20	30.42	155.0	10.05	2.1	SR9	1/10/2014 20:20	30.17	149.0	9.67	3.0
SR9	1/10/2014 2:25	30.06	149.4	9.69	1.0	SR9	1/10/2014 8:25	29.61	119.1	7.78	1.8	SR9	1/10/2014 14:25	30.41	155.3	10.05	2.2	SR9	1/10/2014 20:25	30.19	149.9	9.75	2.7
SR9	1/10/2014 2:30	30.04	148.6	9.65	1.2	SR9	1/10/2014 8:30	29.62	119.1	7.78	1.4	SR9	1/10/2014 14:30	30.42	155.5	10.06	2.0	SR9	1/10/2014 20:30	30.19	150.3	9.78	2.5
SR9	1/10/2014 2:35	30.02	147.3	9.60	1.2	SR9	1/10/2014 8:35	29.59	118.0	7.71	1.8	SR9	1/10/2014 14:35	30.41	155.6	10.06	2.2	SR9	1/10/2014 20:35	30.16	148.9	9.67	2.5
SR9	1/10/2014 2:40	30.00	144.9	9.46	1.2	SR9	1/10/2014 8:40	29.61	118.2	7.73	1.3	SR9	1/10/2014 14:40	30.43	156.0	10.10	2.0	SR9	1/10/2014 20:40	30.17	149.4	9.71	2.4
SR9	1/10/2014 2:45	29.99	143.4	9.34	1.3	SR9	1/10/2014 8:45	29.62	118.3	7.75	1.4	SR9	1/10/2014 14:45	30.45	156.3	10.12	2.2	SR9	1/10/2014 20:45	30.17	149.6	9.70	4.0
SR9	1/10/2014 2:50	29.98	142.7	9.30	1.3	SR9	1/10/2014 8:50	29.61	118.7	7.78	1.5	SR9	1/10/2014 14:50	30.44	157.1	10.17	2.5	SR9	1/10/2014 20:50	30.14	149.3	9.71	2.3
SR9	1/10/2014 2:55	29.96	141.0	9.18	1.4	SR9	1/10/2014 8:55	29.61	118.4	7.75	1.3	SR9	1/10/2014 14:55	30.45	157.8	10.21	2.3	SR9	1/10/2014 20:55	30.15	149.7	9.74	2.4
SR9	1/10/2014 3:00	29.96	141.5	9.21	1.4	SR9	1/10/2014 9:00	29.63	118.7	7.76	1.6	SR9	1/10/2014 15:00	30.42	158.1	10.22	2.5	SR9	1/10/2014 21:00	30.16	150.4	9.76	2.7
SR9	1/10/2014 3:05	29.96	141.4	9.20	1.6	SR9	1/10/2014 9:05	29.63	118.6	7.76	1.7	SR9	1/10/2014 15:05	30.46	158.9	10.28	2.3	SR9	1/10/2014 21:05	30.17	150.5	9.69	2.6
SR9	1/10/2014 3:10	29.95	141.4	9.24	1.7	SR9	1/10/2014 9:10	29.64	118.9	7.76	1.6	SR9	1/10/2014 15:10	30.48	158.8	10.26	2.7	SR9	1/10/2014 21:10	30.18	150.1	9.62	2.4
SR9	1/10/2014 3:15	29.94	139.8	9.04	1.6	SR9	1/10/2014 9:15	29.64	118.7	7.76	1.6	SR9	1/10/2014 15:15	30.41	159.4	10.32	2.5	SR9	1/10/2014 21:15	30.20	150.4	9.57	2.5
SR9	1/10/2014 3:20	29.94	140.4	9.08	1.9	SR9	1/10/2014 9:20	29.64	119.4	7.81	3.8	SR9	1/10/2014 15:20	30.41	159.5	10.33	**5.1**	SR9	1/10/2014 21:20	30.20	150.6	9.60	2.8
SR9	1/10/2014 3:25	29.95	140.8	9.15	1.8	SR9	1/10/2014 9:25	29.66	120.8	7.90	1.5	SR9	1/10/2014 15:25	30.40	159.6	10.33	2.5	SR9	1/10/2014 21:25	30.19	150.2	9.57	2.4
SR9	1/10/2014 3:30	29.94	140.7	9.15	1.5	SR9	1/10/2014 9:30	29.66	120.5	7.87	1.7	SR9	1/10/2014 15:30	30.42	160.2	10.38	3.2	SR9	1/10/2014 21:30	30.19	149.9	9.56	2.8
SR9	1/10/2014 3:35	29.91	138.9	8.98	1.3	SR9	1/10/2014 9:35	29.67	121.3	7.92	1.8	SR9	1/10/2014 15:35	30.43	160.7	10.40	2.5	SR9	1/10/2014 21:35	30.19	149.4	9.52	2.6
SR9	1/10/2014 3:40	29.91	137.6	8.94	1.5	SR9	1/10/2014 9:40	29.67	120.5	7.87	1.7	SR9	1/10/2014 15:40	30.39	156.6	10.13	2.9	SR9	1/10/2014 21:40	30.18	149.3	9.51	3.0
SR9	1/10/2014 3:45	29.92	138.6	9.01	1.5	SR9	1/10/2014 9:45	29.70	122.2	7.98	1.6	SR9	1/10/2014 15:45	30.32	151.9	9.85	3.8	SR9	1/10/2014 21:45	30.18	148.9	9.49	2.6
SR9	1/10/2014 3:50	29.91	135.7	8.82	1.5	SR9	1/10/2014 9:50	29.72	122.4	7.99	1.6	SR9	1/10/2014 15:50	30.37	153.2	9.92	3.1	SR9	1/10/2014 21:50	30.18	147.6	9.40	2.4
SR9	1/10/2014 3:55	29.87	137.6	8.95	1.4	SR9	1/10/2014 9:55	29.73	121.8	7.93	1.4	SR9	1/10/2014 15:55	30.40	159.0	10.30	2.5	SR9	1/10/2014 21:55	30.17	146.7	9.34	2.5
SR9	1/10/2014 4:00	29.88	136.4	8.87	1.4	SR9	1/10/2014 10:00	29.74	122.0	7.94	1.6	SR9	1/10/2014 16:00	30.43	160.4	10.39	2.3	SR9	1/10/2014 22:00	30.18	146.9	9.36	2.6
SR9	1/10/2014 4:05	29.89	137.7	8.95	1.3	SR9	1/10/2014 10:05	29.75	122.9	8.03	1.5	SR9	1/10/2014 16:05	30.40	160.5	10.39	2.8	SR9	1/10/2014 22:05	30.18	147.3	9.38	2.5
SR9	1/10/2014 4:10	29.91	136.2	8.87	1.7	SR9	1/10/2014 10:10	29.73	122.4	7.99	2.4	SR9	1/10/2014 16:10	30.34	150.2	9.74	3.2	SR9	1/10/2014 22:10	30.17	146.8	9.36	2.5
SR9	1/10/2014 4:15	29.90	133.9	8.72	1.2	SR9	1/10/2014 10:15	29.74	123.6	8.08	1.7	SR9	1/10/2014 16:15	30.25	145.6	9.44	4.0	SR9	1/10/2014 22:15	30.18	145.5	9.28	2.5
SR9	1/10/2014 4:20	29.86	135.8	8.85	1.1	SR9	1/10/2014 10:20	29.74	123.7	8.08	1.9	SR9	1/10/2014 16:20	30.20	144.9	9.39	**4.9**	SR9	1/10/2014 22:20	30.17	145.5	9.28	2.9
SR9	1/10/2014 4:25	29.88	133.7	8.71	1.5	SR9	1/10/2014 10:25	29.74	123.7	8.08	2.1	SR9	1/10/2014 16:25	30.16	142.7	9.28	**5.4**	SR9	1/10/2014 22:25	30.17	145.4	9.28	2.7
SR9	1/10/2014 4:30	29.88	133.6	8.69	2.2	SR9	1/10/2014 10:30	29.77	125.2	8.17	1.7	SR9	1/10/2014 16:30	30.30	150.1	9.71	4.0	SR9	1/10/2014 22:30	30.17	145.1	9.25	2.5
SR9	1/10/2014 4:35	29.87	133.6	8.70	1.2	SR9	1/10/2014 10:35	29.77	124.0	8.11	2.1	SR9	1/10/2014 16:35	30.26	148.5	9.61	**4.8**	SR9	1/10/2014 22:35	30.17	143.8	9.17	2.6
SR9	1/10/2014 4:40	29.90	134.1	8.74	1.5	SR9	1/10/2014 10:40	29.77	126.4	8.24	1.9	SR9	1/10/2014 16:40	30.26	148.7	9.64	4.2	SR9	1/10/2014 22:40	30.17	143.9	9.19	2.9
SR9	1/10/2014 4:45	29.85	133.1	8.69	1.2	SR9	1/10/2014 10:45	29.78	126.6	8.24	1.9	SR9	1/10/2014 16:45	30.20	146.7	9.52	4.4	SR9	1/10/2014 22:45	30.16	143.7	9.16	2.8
SR9	1/10/2014 4:50	29.87	131.9	8.59	1.3	SR9	1/10/2014 10:50	29.79	127.2	8.32	1.9	SR9	1/10/2014 16:50	30.21	153.4	9.92	3.9	SR9	1/10/2014 22:50	30.15	143.5	9.15	2.7
SR9	1/10/2014 4:55	29.87	132.2	8.57	1.6	SR9	1/10/2014 10:55	29.88	126.9	8.27	2.1	SR9	1/10/2014 16:55	30.21	154.8	10.02	4.1	SR9	1/10/2014 22:55	30.14	143.7	9.16	2.6
SR9	1/10/2014 5:00	29.85	131.8	8.57	1.2	SR9	1/10/2014 11:00	29.88	127.4	8.31	1.8	SR9	1/10/2014 17:00	30.27	158.8	10.28	3.6	SR9	1/10/2014 23:00	30.13	143.8	9.18	2.4
SR9	1/10/2014 5:05	29.87	133.5	8.67	1.6	SR9	1/10/2014 11:05	29.90	127.7	8.34	2.8	SR9	1/10/2014 17:05	30.27	158.0	10.24	2.9	SR9	1/10/2014 23:05	30.11	143.0	9.13	2.2
SR9	1/10/2014 5:10	29.89	134.2	8.74	1.4	SR9	1/10/2014 11:10	29.91	127.8	8.35	2.0	SR9	1/10/2014 17:10	30.32	160.6	10.40	2.8	SR9	1/10/2014 23:10	30.11	141.7	9.06	2.6
SR9	1/10/2014 5:15	29.90	133.7	8.69	3.4	SR9	1/10/2014 11:15	29.95	127.5	8.29	1.6	SR9	1/10/2014 17:15	30.22	158.0	10.24	2.6	SR9	1/10/2014 23:15	30.07	139.4	9.07	2.7
SR9	1/10/2014 5:20	29.91	136.1	8.83	1.4	SR9	1/10/2014 11:20	29.93	127.9	8.33	2.3	SR9	1/10/2014 17:20	30.18	156.6	10.16	2.6	SR9	1/10/2014 23:20	30.08	140.3	9.13	2.6
SR9	1/10/2014 5:25	29.90	133.1	8.65	1.3	SR9	1/10/2014 11:25	29.94	128.6	8.38	1.9	SR9	1/10/2014 17:25	30.24	159.4	10.35	2.4	SR9	1/10/2014 23:25	30.07	141.0	9.17	3.8
SR9	1/10/2014 5:30	29.90	134.9	8.78	1.5	SR9	1/10/2014 11:30	29.92	131.2	8.56	2.0	SR9	1/10/2014 17:30	30.23	159.4	10.35	2.3	SR9	1/10/2014 23:30	30.08	141.2	9.20	2.3
SR9	1/10/2014 5:35	29.87	129.4	8.44	1.1	SR9	1/10/2014 11:35	29.88	131.8	8.58	2.4	SR9	1/10/2014 17:35	30.17	160.0	10.42	2.4	SR9	1/10/2014 23:35	30.04	140.0	9.20	2.5
SR9	1/10/2014 5:40	29.86	131.4	8.61	1.5	SR9	1/10/2014 11:40	29.90	132.0	8.60	2.5	SR9	1/10/2014 17:40	30.17	159.7	10.39	2.2	SR9	1/10/2014 23:40	30.07	141.4	9.15	2.3
SR9	1/10/2014 5:45	29.85	134.3	8.78	1.4	SR9	1/10/2014 11:45	29.99	132.5	8.61	2.1	SR9	1/10/2014 17:45	30.21	159.5	10.37	2.2	SR9	1/10/2014 23:45	30.10	143.0	9.31	2.3
SR9	1/10/2014 5:50	29.86	130.6	8.52	1.2	SR9	1/10/2014 11:50	29.93	133.7	8.69	2.3	SR9	1/10/2014 17:50	30.21	160.5	10.42	2.7	SR9	1/10/2014 23:50	30.12	143.8	9.37	**12.6**
SR9	1/10/2014 5:55	29.87	133.0	8.66	1.4	SR9	1/10/2014 11:55	29.94	134.5	8.75	2.2	SR9	1/10/2014 17:55	30.19	160.4	10.43	2.4	SR9	1/10/2014 23:55	30.11	143.4	9.35	2.1

Station	Timestamp	Temp (° C)	DO (%)	DO (mg/L)	Tur (NTU)	Station	Timestamp	Temp (° C)	DO (%)	DO (mg/L)	Tur (NTU)	Station	Timestamp	Temp (° C)	DO (%)	DO (mg/L)	Tur (NTU)	Station	Timestamp	Temp (°C)	DO (%)	DO (mg/L)	Tur (NTU)
SR10	1/10/2014 0:00	29.65	74.3	**4.76**	3.9	SR10	1/10/2014 6:00	29.33	85.0	**5.47**	**15.1**	SR10	1/10/2014 12:00	29.51	90.5	**5.79**	1.0	SR10	1/10/2014 18:00	29.40	90.4	**5.78**	0.7
SR10	1/10/2014 0:05	29.66	86.0	**5.49**	2.0	SR10	1/10/2014 6:05	29.33	85.5	**5.50**	1.0	SR10	1/10/2014 12:05	29.51	83.6	**5.35**	0.9	SR10	1/10/2014 18:05	29.39	89.7	**5.74**	0.6
SR10	1/10/2014 0:10	29.61	81.2	**5.20**	2.3	SR10	1/10/2014 6:10	29.34	84.9	**5.46**	0.4	SR10	1/10/2014 12:10	29.53	87.6	**5.60**	1.0	SR10	1/10/2014 18:10	29.39	88.9	**5.68**	0.6
SR10	1/10/2014 0:15	29.53	88.3	**5.64**	0.2	SR10	1/10/2014 6:15	29.33	85.7	**5.51**	0.1	SR10	1/10/2014 12:15	29.53	85.1	**5.44**	1.0	SR10	1/10/2014 18:15	29.41	90.1	**5.76**	0.5
SR10	1/10/2014 0:20	29.37	84.5	**5.45**	0.3	SR10	1/10/2014 6:20	29.31	86.5	**5.57**	0.1	SR10	1/10/2014 12:20	29.49	86.4	**5.52**	1.9	SR10	1/10/2014 18:20	29.32	91.3	**5.84**	0.6
SR10	1/10/2014 0:25	29.37	86.7	**5.60**	1.0	SR10	1/10/2014 6:25	29.34	86.8	**5.59**	0.1	SR10	1/10/2014 12:25	29.49	87.0	**5.57**	2.0	SR10	1/10/2014 18:25	29.37	87.0	**5.56**	0.4
SR10	1/10/2014 0:30	29.52	87.0	**5.60**	0.7	SR10	1/10/2014 6:30	29.32	86.2	**5.55**	0.1	SR10	1/10/2014 12:30	29.49	86.0	**5.50**	1.8	SR10	1/10/2014 18:30	29.33	86.5	**5.53**	0.5
SR10	1/10/2014 0:35	29.59	87.1	**5.60**	0.7	SR10	1/10/2014 6:35	29.33	87.1	**5.61**	0.4	SR10	1/10/2014 12:35	29.59	77.7	**4.96**	0.7	SR10	1/10/2014 18:35	29.35	89.1	**5.70**	1.1
SR10	1/10/2014 0:40	29.60	87.0	**5.59**	0.3	SR10	1/10/2014 6:40	29.44	88.6	**5.69**	0.4	SR10	1/10/2014 12:40	29.59	78.1	**4.99**	0.8	SR10	1/10/2014 18:40	29.32	88.3	**5.65**	**7.8**
SR10	1/10/2014 0:45	29.63	85.9	**5.51**	0.1	SR10	1/10/2014 6:45	29.47	89.8	**5.76**	0.2	SR10	1/10/2014 12:45	29.67	88.1	**5.63**	0.4	SR10	1/10/2014 18:45	29.35	87.8	**5.62**	0.6
SR10	1/10/2014 0:50	29.63	83.9	**5.38**	**7.7**	SR10	1/10/2014 6:50	29.46	89.3	**5.74**	0.2	SR10	1/10/2014 12:50	29.64	82.8	**5.29**	0.4	SR10	1/10/2014 18:50	29.32	87.3	**5.59**	1.0
SR10	1/10/2014 0:55	29.67	84.8	**5.44**	0.9	SR10	1/10/2014 6:55	29.47	89.1	**5.72**	0.1	SR10	1/10/2014 12:55	29.62	80.0	**5.11**	0.7	SR10	1/10/2014 18:55	29.39	87.9	**5.62**	0.7
SR10	1/10/2014 1:00	29.63	86.1	**5.52**	0.8	SR10	1/10/2014 7:00	29.49	90.0	**5.78**	0.1	SR10	1/10/2014 13:00	29.60	82.0	**5.24**	1.0	SR10	1/10/2014 19:00	29.39	86.4	**5.52**	0.9
SR10	1/10/2014 1:05	29.64	86.9	**5.56**	**6.4**	SR10	1/10/2014 7:05	29.46	88.8	**5.70**	0.1	SR10	1/10/2014 13:05	29.57	83.6	**5.34**	1.1	SR10	1/10/2014 19:05	29.36	87.9	**5.62**	0.7
SR10	1/10/2014 1:10	29.65	85.7	**5.49**	**4.9**	SR10	1/10/2014 7:10	29.47	88.9	**5.70**	0.2	SR10	1/10/2014 13:10	29.69	82.6	**5.28**	0.3	SR10	1/10/2014 19:10	29.36	86.6	**5.54**	0.6
SR10	1/10/2014 1:15	29.65	85.6	**5.48**	**5.0**	SR10	1/10/2014 7:15	29.51	89.8	**5.76**	0.1	SR10	1/10/2014 13:15	29.56	77.5	**4.95**	1.1	SR10	1/10/2014 19:15	29.36	82.2	**5.26**	0.6
SR10	1/10/2014 1:20	29.64	81.0	**5.18**	**6.2**	SR10	1/10/2014 7:20	29.51	89.2	**5.72**	0.1	SR10	1/10/2014 13:20	29.67	78.8	**5.03**	0.5	SR10	1/10/2014 19:20	29.33	79.1	**5.06**	0.7
SR10	1/10/2014 1:25	29.63	86.0	**5.50**	**8.0**	SR10	1/10/2014 7:25	29.48	83.8	**5.38**	0.1	SR10	1/10/2014 13:25	29.47	76.7	**4.90**	3.9	SR10	1/10/2014 19:25	29.30	83.9	**5.37**	0.7
SR10	1/10/2014 1:30	29.64	83.6	**5.35**	3.0	SR10	1/10/2014 7:30	29.48	80.5	**5.17**	0.4	SR10	1/10/2014 13:30	29.67	71.9	**4.59**	1.0	SR10	1/10/2014 19:30	29.18	83.1	**5.32**	1.2
SR10	1/10/2014 1:35	29.64	86.4	**5.52**	3.9	SR10	1/10/2014 7:35	29.48	81.8	**5.25**	0.2	SR10	1/10/2014 13:35	29.70	75.3	**4.80**	0.8	SR10	1/10/2014 19:35	29.18	82.6	**5.29**	1.2
SR10	1/10/2014 1:40	29.63	83.3	**5.33**	1.7	SR10	1/10/2014 7:40	29.50	82.3	**5.28**	0.4	SR10	1/10/2014 13:40	29.76	81.3	**5.19**	0.5	SR10	1/10/2014 19:40	29.10	83.9	**5.37**	1.7
SR10	1/10/2014 1:45	29.64	83.6	**5.34**	4.1	SR10	1/10/2014 7:45	29.49	80.2	**5.14**	0.1	SR10	1/10/2014 13:45	29.73	83.4	**5.32**	0.7	SR10	1/10/2014 19:45	29.12	84.2	**5.39**	1.3
SR10	1/10/2014 1:50	29.64	84.5	**5.40**	3.1	SR10	1/10/2014 7:50	29.49	79.9	**5.12**	0.1	SR10	1/10/2014 13:50	29.78	89.0	**5.67**	0.7	SR10	1/10/2014 19:50	29.13	83.6	**5.35**	1.5
SR10	1/10/2014 1:55	29.63	84.8	**5.42**	0.9	SR10	1/10/2014 7:55	29.49	77.3	**4.96**	0.2	SR10	1/10/2014 13:55	29.85	90.2	**5.75**	0.4	SR10	1/10/2014 19:55	29.11	83.3	**5.34**	1.1
SR10	1/10/2014 2:00	29.63	84.1	**5.38**	3.0	SR10	1/10/2014 8:00	29.48	77.0	**4.94**	0.4	SR10	1/10/2014 14:00	29.86	98.1	6.25	0.6	SR10	1/10/2014 20:00	29.10	84.0	**5.38**	1.5
SR10	1/10/2014 2:05	29.61	80.2	**5.13**	1.3	SR10	1/10/2014 8:05	29.46	78.0	**5.00**	0.4	SR10	1/10/2014 14:05	29.86	99.2	6.32	0.7	SR10	1/10/2014 20:05	29.09	83.7	**5.36**	**5.2**
SR10	1/10/2014 2:10	29.52	74.9	**4.80**	0.5	SR10	1/10/2014 8:10	29.46	81.0	**5.20**	0.1	SR10	1/10/2014 14:10	29.92	98.5	6.27	0.6	SR10	1/10/2014 20:10	29.09	83.2	**5.33**	1.4
SR10	1/10/2014 2:15	29.51	76.6	**4.91**	0.2	SR10	1/10/2014 8:15	29.47	77.3	**4.96**	0.4	SR10	1/10/2014 14:15	30.03	101.0	6.42	0.1	SR10	1/10/2014 20:15	29.13	83.3	**5.34**	1.3
SR10	1/10/2014 2:20	29.49	77.0	**4.94**	1.2	SR10	1/10/2014 8:20	29.47	78.1	**5.01**	0.4	SR10	1/10/2014 14:20	29.96	102.0	6.49	0.4	SR10	1/10/2014 20:20	29.35	92.8	**5.95**	0.3
SR10	1/10/2014 2:25	29.51	77.1	**4.95**	0.2	SR10	1/10/2014 8:25	29.45	81.8	**5.25**	0.1	SR10	1/10/2014 14:25	29.94	102.5	6.52	0.2	SR10	1/10/2014 20:25	29.35	93.1	5.97	1.7
SR10	1/10/2014 2:30	29.54	79.3	**5.08**	0.3	SR10	1/10/2014 8:30	29.44	82.1	**5.27**	0.2	SR10	1/10/2014 14:30	29.89	103.0	6.56	0.3	SR10	1/10/2014 20:30	29.37	99.2	6.35	0.4
SR10	1/10/2014 2:35	29.49	77.7	**4.98**	0.7	SR10	1/10/2014 8:35	29.46	79.9	**5.13**	0.1	SR10	1/10/2014 14:35	29.99	103.5	6.58	0.7	SR10	1/10/2014 20:35	29.36	98.1	6.28	1.2
SR10	1/10/2014 2:40	29.51	77.4	**4.96**	4.2	SR10	1/10/2014 8:40	29.43	73.2	**4.70**	0.1	SR10	1/10/2014 14:40	29.91	104.4	6.64	0.2	SR10	1/10/2014 20:40	29.34	96.8	6.19	0.3
SR10	1/10/2014 2:45	29.48	77.1	**4.94**	4.7	SR10	1/10/2014 8:45	29.43	69.5	**4.47**	0.1	SR10	1/10/2014 14:45	29.94	104.7	6.66	0.2	SR10	1/10/2014 20:45	29.34	96.5	6.18	0.5
SR10	1/10/2014 2:50	29.46	77.6	**4.98**	0.8	SR10	1/10/2014 8:50	29.42	69.7	**4.48**	0.1	SR10	1/10/2014 14:50	29.91	106.0	6.75	0.3	SR10	1/10/2014 20:50	29.34	96.4	6.17	0.3
SR10	1/10/2014 2:55	29.46	78.4	**5.02**	2.4	SR10	1/10/2014 8:55	29.42	71.5	**4.59**	0.2	SR10	1/10/2014 14:55	29.88	106.4	6.77	0.1	SR10	1/10/2014 20:55	29.33	94.7	6.06	0.5
SR10	1/10/2014 3:00	29.46	77.8	**4.99**	2.4	SR10	1/10/2014 9:00	29.42	72.3	**4.64**	0.1	SR10	1/10/2014 15:00	29.90	106.8	6.80	0.9	SR10	1/10/2014 21:00	29.32	97.2	6.22	0.2
SR10	1/10/2014 3:05	29.47	78.9	**5.06**	1.7	SR10	1/10/2014 9:05	29.41	71.2	**4.57**	0.1	SR10	1/10/2014 15:05	29.87	106.7	6.79	0.2	SR10	1/10/2014 21:05	29.34	97.4	6.24	0.2
SR10	1/10/2014 3:10	29.47	77.9	**5.00**	**5.0**	SR10	1/10/2014 9:10	29.44	78.8	**5.06**	0.1	SR10	1/10/2014 15:10	29.91	107.1	6.82	0.1	SR10	1/10/2014 21:10	29.37	100.6	6.44	0.4
SR10	1/10/2014 3:15	29.43	73.1	**4.69**	0.4	SR10	1/10/2014 9:15	29.43	78.3	**5.03**	0.1	SR10	1/10/2014 15:15	29.94	107.5	6.84	0.3	SR10	1/10/2014 21:15	29.32	98.5	6.31	0.6
SR10	1/10/2014 3:20	29.42	70.9	**4.55**	0.4	SR10	1/10/2014 9:20	29.42	76.1	**4.89**	0.1	SR10	1/10/2014 15:20	29.95	109.3	6.95	0.1	SR10	1/10/2014 21:20	29.34	100.4	6.43	0.2
SR10	1/10/2014 3:25	29.44	71.7	**4.60**	0.6	SR10	1/10/2014 9:25	29.42	76.0	**4.88**	0.2	SR10	1/10/2014 15:25	29.94	110.0	6.99	0.1	SR10	1/10/2014 21:25	29.32	98.9	6.33	1.3
SR10	1/10/2014 3:30	29.41	72.1	**4.63**	0.5	SR10	1/10/2014 9:30	29.42	71.1	**4.57**	1.7	SR10	1/10/2014 15:30	29.84	109.0	6.94	0.4	SR10	1/10/2014 21:30	29.36	97.2	6.22	1.5
SR10	1/10/2014 3:35	29.50	79.3	**5.08**	1.5	SR10	1/10/2014 9:35	29.42	71.2	**4.57**	0.2	SR10	1/10/2014 15:35	29.97	110.3	7.02	0.5	SR10	1/10/2014 21:35	29.36	100.1	6.40	3.0
SR10	1/10/2014 3:40	29.49	77.3	**4.95**	1.7	SR10	1/10/2014 9:40	29.42	71.9	**4.62**	0.4	SR10	1/10/2014 15:40	29.95	111.2	7.07	0.3	SR10	1/10/2014 21:40	29.36	99.0	6.33	4.4
SR10	1/10/2014 3:45	29.45	74.7	**4.79**	2.3	SR10	1/10/2014 9:45	29.39	78.5	**5.04**	0.2	SR10	1/10/2014 15:45	29.93	110.2	7.01	0.2	SR10	1/10/2014 21:45	29.34	98.4	6.30	**5.2**
SR10	1/10/2014 3:50	29.44	73.1	**4.68**	1.6	SR10	1/10/2014 9:50	29.39	76.0	**4.88**	0.1	SR10	1/10/2014 15:50	29.95	111.1	7.07	0.3	SR10	1/10/2014 21:50	29.31	96.6	6.18	0.1
SR10	1/10/2014 3:55	29.46	72.3	**4.63**	0.9	SR10	1/10/2014 9:55	29.40	73.9	**4.74**	0.3	SR10	1/10/2014 15:55	29.98	110.2	7.01	0.4	SR10	1/10/2014 21:55	29.36	98.7	6.31	**13.7**
SR10	1/10/2014 4:00	29.49	79.7	**5.11**	0.7	SR10	1/10/2014 10:00	29.40	72.8	**4.68**	0.4	SR10	1/10/2014 16:00	29.96	107.6	6.84	0.7	SR10	1/10/2014 22:00	29.36	98.7	6.31	0.4
SR10	1/10/2014 4:05	29.47	78.7	**5.05**	0.7	SR10	1/10/2014 10:05	29.38	83.2	**5.34**	0.6	SR10	1/10/2014 16:05	29.90	100.6	6.40	0.1	SR10	1/10/2014 22:05	29.35	99.7	6.38	0.4
SR10	1/10/2014 4:10	29.47	69.9	**4.47**	0.6	SR10	1/10/2014 10:10	29.40	73.1	**4.70**	0.2	SR10	1/10/2014 16:10	29.91	103.8	6.60	0.2	SR10	1/10/2014 22:10	29.35	101.9	6.53	2.3
SR10	1/10/2014 4:15	29.49	81.8	**5.24**	1.0	SR10	1/10/2014 10:15	29.44	74.4	**4.77**	0.3	SR10	1/10/2014 16:15	29.89	95.6	6.08	0.4	SR10	1/10/2014 22:15	29.35	97.5	6.24	1.1
SR10	1/10/2014 4:20	29.45	82.0	**5.25**	**10.9**	SR10	1/10/2014 10:20	29.48	79.4	**5.09**	0.1	SR10	1/10/2014 16:20	29.84	87.8	**5.59**	1.1	SR10	1/10/2014 22:20	29.31	95.5	6.12	**6.7**
SR10	1/10/2014 4:25	29.47	78.6	**5.04**	3.4	SR10	1/10/2014 10:25	29.42	75.5	**4.84**	0.3	SR10	1/10/2014 16:25	29.79	84.8	**5.40**	0.8	SR10	1/10/2014 22:25	29.23	89.7	**5.75**	4.7
SR10	1/10/2014 4:30	29.46	84.2	**5.39**	0.2	SR10	1/10/2014 10:30	29.42	72.5	**4.65**	0.4	SR10	1/10/2014 16:30	29.79	85.7	**5.46**	0.6	SR10	1/10/2014 22:30	29.20	87.6	**5.62**	1.6
SR10	1/10/2014 4:35	29.48	84.0	**5.38**	0.2	SR10	1/10/2014 10:35	29.44	70.4	**4.51**	0.4	SR10	1/10/2014 16:35	29.81	85.7	**5.46**	0.9	SR10	1/10/2014 22:35	29.21	90.3	**5.79**	2.1
SR10	1/10/2014 4:40	29.44	83.9	**5.39**	0.3	SR10	1/10/2014 10:40	29.43	68.1	**4.37**	0.1	SR10	1/10/2014 16:40	29.75	83.5	**5.32**	0.6	SR10	1/10/2014 22:40	29.24	94.6	6.06	1.0
SR10	1/10/2014 4:45	29.29	86.2	**5.56**	1.6	SR10	1/10/2014 10:45	29.44	70.6	**4.53**	0.4	SR10	1/10/2014 16:45	29.61	88.5	**5.65**	1.3	SR10	1/10/2014 22:45	29.28	96.4	6.18	0.4
SR10	1/10/2014 4:50	29.31	86.1	**5.55**	2.0	SR10	1/10/2014 10:50	29.46	72.3	**4.64**	0.4	SR10	1/10/2014 16:50	29.50	92.4	**5.91**	2.3	SR10	1/10/2014 22:50	29.27	97.1	6.22	0.3
SR10	1/10/2014 4:55	29.32	86.0	**5.54**	0.6	SR10	1/10/2014 10:55	29.45	71.1	**4.56**	0.3	SR10	1/10/2014 16:55	29.62	84.7	**5.40**	1.5	SR10	1/10/2014 22:55	29.35	98.1	6.29	0.9
SR10	1/10/2014 5:00	29.33	85.9	**5.53**	1.0	SR10	1/10/2014 11:00	29.47	70.4	**4.51**	0.1	SR10	1/10/2014 17:00	29.60	83.5	**5.33**	1.6	SR10	1/10/2014 23:00	29.31	96.1	6.16	0.2
SR10	1/10/2014 5:05	29.34	85.8	**5.52**	0.6	SR10	1/10/2014 11:05	29.50	73.6	**4.72**	0.1	SR10	1/10/2014 17:05	29.47	91.9	**5.87**	2.1	SR10	1/10/2014 23:05	29.44	100.4	6.42	0.9
SR10	1/10/2014 5:10	29.33	85.8	**5.53**	0.4	SR10	1/10/2014 11:10	29.50	72.2	**4.63**	0.1	SR10	1/10/2014 17:10	29.48	85.4	**5.46**	1.2	SR10	1/10/2014 23:10	29.45	101.0	6.46	0.2
SR10	1/10/2014 5:15	29.33	86.0	**5.54**	0.5	SR10	1/10/2014 11:15	29.50	71.8	**4.60**	0.1	SR10	1/10/2014 17:15	29.47	86.0	**5.50**	1.2	SR10	1/10/2014 23:15	29.49	104.0	6.65	0.6
SR10	1/10/2014 5:20	29.33	86.4	**5.56**	1.1	SR10	1/10/2014 11:20	29.48	78.1	**5.00**	0.4	SR10	1/10/2014 17:20	29.44	87.2	**5.57**	1.9	SR10	1/10/2014 23:20	29.48	105.1	6.72	0.3
SR10	1/10/2014 5:25	29.26	85.8	**5.54**	**6.6**	SR10	1/10/2014 11:25	29.50	70.1	**4.49**	0.1	SR10	1/10/2014 17:25	29.58	92.3	**5.89**	0.6	SR10	1/10/2014 23:25	29.48	105.5	6.75	0.4
SR10	1/10/2014 5:30	29.29	86.3	**5.56**	2.8	SR10	1/10/2014 11:30	29.49	80.7	**5.17**	0.3	SR10	1/10/2014 17:30	29.47	89.7	**5.73**	0.7	SR10	1/10/2014 23:30	29.50	105.2	6.73	0.1
SR10	1/10/2014 5:35	29.30	85.3	**5.50**	**11.6**	SR10	1/10/2014 11:35	29.53	73.4	**4.70**	0.4	SR10	1/10/2014 17:35	29.43	94.5	6.04	0.8	SR10	1/10/2014 23:35	29.49	105.4	6.74	0.4
SR10	1/10/2014 5:40	29.32	85.1	**5.49**	1.8	SR10	1/10/2014 11:40	29.54	75.1	**4.81**	0.4	SR10	1/10/2014 17:40	29.46	95.7	6.11	0.4	SR10	1/10/2014 23:40	29.48	105.5	6.75	0.4
SR10	1/10/2014 5:45	29.32	84.9	**5.47**	2.0	SR10	1/10/2014 11:45	29.50	87.9	**5.62**	0.8	SR10	1/10/2014 17:45	29.46	93.8	5.99	0.5	SR10	1/10/2014 23:45	29.47	104.7	6.70	0.5
SR10	1/10/2014 5:50	29.34	85.9	**5.53**	2.3	SR10	1/10/2014 11:50	29.50	89.2	**5.70**	1.9	SR10	1/10/2014 17:50	29.40	92.6	**5.92**	0.9	SR10	1/10/2014 23:50	29.46	104.4	6.68	0.2
SR10	1/10/2014 5:55	29.33	86.2	**5.55**	0.6	SR10	1/10/2014 11:55	29.51	90.2	**5.77**	1.5	SR10	1/10/2014 17:55	29.42	95.2	6.08	0.4	SR10	1/10/2014 23:55	29.44	104.1	6.66	3.8

Station	Timestamp	Temp (° C)	DO (%)	DO (mg/L)	Tur (NTU)	Station	Timestamp	Temp (° C)	DO (%)	DO (mg/L)	Tur (NTU)	Station	Timestamp	Temp (° C)	DO (%)	DO (mg/L)	Tur (NTU)	Station	Timestamp	Temp (°C)	DO (%)	DO (mg/L)	Tur (NTU)
SR11	1/10/2014 0:00	29.58	78.3	**5.01**	1.2	SR11	1/10/2014 6:00	29.28	67.5	**4.34**	0.6	SR11	1/10/2014 12:00	29.63	95.3	6.10	0.1	SR11	1/10/2014 18:00	29.50	86.1	**5.51**	0.4
SR11	1/10/2014 0:05	29.64	89.8	**5.73**	**10.1**	SR11	1/10/2014 6:05	29.28	74.0	**4.76**	0.7	SR11	1/10/2014 12:05	29.64	94.8	6.07	0.4	SR11	1/10/2014 18:05	29.65	87.6	**5.60**	0.1
SR11	1/10/2014 0:10	29.64	91.5	**5.84**	**16.6**	SR11	1/10/2014 6:10	29.27	74.3	**4.78**	0.8	SR11	1/10/2014 12:10	29.66	95.6	6.12	0.2	SR11	1/10/2014 18:10	29.61	87.2	**5.58**	0.3
SR11	1/10/2014 0:15	29.63	91.0	**5.81**	**7.7**	SR11	1/10/2014 6:15	29.29	74.0	**4.75**	0.6	SR11	1/10/2014 12:15	29.68	96.2	6.16	0.3	SR11	1/10/2014 18:15	29.63	88.8	**5.68**	0.3
SR11	1/10/2014 0:20	29.63	90.4	**5.77**	0.2	SR11	1/10/2014 6:20	29.31	71.4	**4.59**	0.5	SR11	1/10/2014 12:20	29.72	96.3	6.16	0.2	SR11	1/10/2014 18:20	29.60	87.7	**5.61**	0.3
SR11	1/10/2014 0:25	29.62	87.1	**5.56**	3.9	SR11	1/10/2014 6:25	29.31	73.4	**4.72**	0.5	SR11	1/10/2014 12:25	29.74	97.2	6.21	0.3	SR11	1/10/2014 18:25	29.63	86.2	**5.52**	0.3
SR11	1/10/2014 0:30	29.62	87.4	**5.58**	0.4	SR11	1/10/2014 6:30	29.25	74.6	**4.80**	0.7	SR11	1/10/2014 12:30	29.75	97.3	6.23	0.4	SR11	1/10/2014 18:30	29.61	86.6	**5.54**	0.3
SR11	1/10/2014 0:35	29.63	89.1	**5.68**	3.9	SR11	1/10/2014 6:35	29.35	76.4	**4.90**	0.5	SR11	1/10/2014 12:35	29.75	97.8	6.25	0.2	SR11	1/10/2014 18:35	29.55	85.2	**5.45**	0.2
SR11	1/10/2014 0:40	29.62	86.7	**5.53**	0.4	SR11	1/10/2014 6:40	29.27	76.3	**4.91**	0.7	SR11	1/10/2014 12:40	29.75	97.9	6.27	0.4	SR11	1/10/2014 18:40	29.33	85.4	**5.47**	0.3
SR11	1/10/2014 0:45	29.64	89.7	**5.72**	0.6	SR11	1/10/2014 6:45	29.36	77.8	**4.99**	0.5	SR11	1/10/2014 12:45	29.77	98.1	6.28	0.4	SR11	1/10/2014 18:45	29.45	82.8	**5.30**	0.3
SR11	1/10/2014 0:50	29.59	78.0	**4.98**	**10.1**	SR11	1/10/2014 6:50	29.28	78.5	**5.05**	0.7	SR11	1/10/2014 12:50	29.79	98.2	6.27	0.3	SR11	1/10/2014 18:50	29.46	80.9	**5.18**	**7.3**
SR11	1/10/2014 0:55	29.63	88.6	**5.66**	3.0	SR11	1/10/2014 6:55	29.32	78.2	**5.02**	0.5	SR11	1/10/2014 12:55	29.79	99.2	6.34	0.1	SR11	1/10/2014 18:55	29.55	88.6	**5.67**	2.5
SR11	1/10/2014 1:00	29.62	84.5	**5.40**	0.1	SR11	1/10/2014 7:00	29.32	76.6	**4.92**	0.6	SR11	1/10/2014 13:00	29.70	91.5	**5.85**	0.1	SR11	1/10/2014 19:00	29.54	88.6	**5.67**	3.9
SR11	1/10/2014 1:05	29.61	89.2	**5.70**	**6.1**	SR11	1/10/2014 7:05	29.32	73.8	**4.74**	0.5	SR11	1/10/2014 13:05	29.83	99.4	6.35	0.3	SR11	1/10/2014 19:05	29.52	87.2	**5.59**	2.1
SR11	1/10/2014 1:10	29.62	89.2	**5.69**	**5.8**	SR11	1/10/2014 7:10	29.31	76.3	**4.91**	0.7	SR11	1/10/2014 13:10	29.87	99.4	6.35	0.1	SR11	1/10/2014 19:10	29.51	80.0	**5.12**	**4.9**
SR11	1/10/2014 1:15	29.63	89.8	**5.73**	**5.9**	SR11	1/10/2014 7:15	29.32	75.7	**4.86**	0.5	SR11	1/10/2014 13:15	29.86	99.8	6.37	0.3	SR11	1/10/2014 19:15	29.52	78.4	**5.02**	3.0
SR11	1/10/2014 1:20	29.64	89.9	**5.74**	**5.4**	SR11	1/10/2014 7:20	29.31	76.3	**4.90**	0.7	SR11	1/10/2014 13:20	29.87	100.2	6.40	0.3	SR11	1/10/2014 19:20	29.55	81.1	**5.19**	2.3
SR11	1/10/2014 1:25	29.62	86.6	**5.53**	**5.5**	SR11	1/10/2014 7:25	29.34	77.0	**4.94**	0.7	SR11	1/10/2014 13:25	29.88	100.5	6.42	0.3	SR11	1/10/2014 19:25	29.53	87.3	**5.59**	2.1
SR11	1/10/2014 1:30	29.60	88.7	**5.67**	**8.7**	SR11	1/10/2014 7:30	29.32	76.6	**4.92**	0.6	SR11	1/10/2014 13:30	29.88	100.5	6.42	0.3	SR11	1/10/2014 19:30	29.50	96.1	6.15	**5.9**
SR11	1/10/2014 1:35	29.59	89.7	**5.73**	3.0	SR11	1/10/2014 7:35	29.33	76.5	**4.92**	0.8	SR11	1/10/2014 13:35	29.89	101.6	6.49	0.4	SR11	1/10/2014 19:35	29.52	102.1	6.54	2.0
SR11	1/10/2014 1:40	29.51	89.8	**5.75**	3.9	SR11	1/10/2014 7:40	29.34	77.1	**4.95**	0.8	SR11	1/10/2014 13:40	29.93	100.4	6.40	0.1	SR11	1/10/2014 19:40	29.50	102.4	6.56	2.8
SR11	1/10/2014 1:45	29.57	83.2	**5.32**	**9.9**	SR11	1/10/2014 7:45	29.34	77.2	**4.95**	0.6	SR11	1/10/2014 13:45	29.93	101.7	6.49	0.3	SR11	1/10/2014 19:45	29.51	102.1	6.54	**5.8**
SR11	1/10/2014 1:50	29.55	80.9	**5.18**	**5.3**	SR11	1/10/2014 7:50	29.31	79.8	**5.13**	0.7	SR11	1/10/2014 13:50	29.93	101.5	6.48	0.3	SR11	1/10/2014 19:50	29.53	103.7	6.64	3.3
SR11	1/10/2014 1:55	29.53	85.1	**5.45**	**8.0**	SR11	1/10/2014 7:55	29.30	79.7	**5.12**	0.6	SR11	1/10/2014 13:55	29.94	101.9	6.50	0.3	SR11	1/10/2014 19:55	29.54	104.1	6.67	1.4
SR11	1/10/2014 2:00	29.46	89.6	**5.74**	0.6	SR11	1/10/2014 8:00	29.29	78.7	**5.06**	0.6	SR11	1/10/2014 14:00	29.95	102.2	6.52	0.2	SR11	1/10/2014 20:00	29.52	102.7	6.58	4.5
SR11	1/10/2014 2:05	29.48	88.6	**5.67**	**5.0**	SR11	1/10/2014 8:05	29.26	78.1	**5.02**	0.7	SR11	1/10/2014 14:05	29.96	102.6	6.54	0.2	SR11	1/10/2014 20:05	29.51	102.2	6.54	2.7
SR11	1/10/2014 2:10	29.48	87.9	**5.62**	0.2	SR11	1/10/2014 8:10	29.29	78.5	**5.04**	0.8	SR11	1/10/2014 14:10	29.98	103.1	6.58	0.3	SR11	1/10/2014 20:10	29.54	103.6	6.64	0.7
SR11	1/10/2014 2:15	29.47	85.7	**5.49**	0.7	SR11	1/10/2014 8:15	29.30	78.5	**5.05**	0.7	SR11	1/10/2014 14:15	29.97	103.5	6.60	0.1	SR11	1/10/2014 20:15	29.54	103.0	6.60	0.1
SR11	1/10/2014 2:20	29.41	88.5	**5.68**	0.8	SR11	1/10/2014 8:20	29.28	79.8	**5.13**	0.7	SR11	1/10/2014 14:20	29.98	103.1	6.58	0.3	SR11	1/10/2014 20:20	29.54	103.5	6.63	1.4
SR11	1/10/2014 2:25	29.44	87.4	**5.60**	0.7	SR11	1/10/2014 8:25	29.28	80.2	**5.16**	0.8	SR11	1/10/2014 14:25	29.98	104.4	6.66	0.1	SR11	1/10/2014 20:25	29.52	102.3	6.55	1.5
SR11	1/10/2014 2:30	29.43	86.5	**5.54**	**9.4**	SR11	1/10/2014 8:30	29.30	80.8	**5.20**	0.7	SR11	1/10/2014 14:30	29.98	105.4	6.72	0.2	SR11	1/10/2014 20:30	29.54	102.8	6.58	0.5
SR11	1/10/2014 2:35	29.42	85.6	**5.49**	0.5	SR11	1/10/2014 8:35	29.29	82.6	**5.31**	0.7	SR11	1/10/2014 14:35	29.99	104.8	6.69	0.3	SR11	1/10/2014 20:35	29.54	102.5	6.56	0.7
SR11	1/10/2014 2:40	29.44	82.9	**5.31**	**6.7**	SR11	1/10/2014 8:40	29.27	83.7	**5.39**	0.5	SR11	1/10/2014 14:40	29.98	104.2	6.65	0.3	SR11	1/10/2014 20:40	29.52	102.3	6.55	3.2
SR11	1/10/2014 2:45	29.43	83.0	**5.32**	0.7	SR11	1/10/2014 8:45	29.27	83.7	**5.38**	0.8	SR11	1/10/2014 14:45	29.96	101.2	6.46	0.4	SR11	1/10/2014 20:45	29.51	102.0	6.54	1.2
SR11	1/10/2014 2:50	29.44	78.4	**5.03**	0.5	SR11	1/10/2014 8:50	29.27	84.3	**5.42**	0.6	SR11	1/10/2014 14:50	29.97	100.0	6.38	0.2	SR11	1/10/2014 20:50	29.51	102.0	6.53	0.6
SR11	1/10/2014 2:55	29.44	81.2	**5.21**	0.4	SR11	1/10/2014 8:55	29.27	84.2	**5.42**	0.7	SR11	1/10/2014 14:55	29.99	102.2	6.52	0.4	SR11	1/10/2014 20:55	29.50	98.6	6.31	2.2
SR11	1/10/2014 3:00	29.46	80.5	**5.16**	0.4	SR11	1/10/2014 9:00	29.28	84.0	**5.40**	0.7	SR11	1/10/2014 15:00	29.92	91.6	**5.85**	0.4	SR11	1/10/2014 21:00	29.51	101.7	6.52	0.3
SR11	1/10/2014 3:05	29.43	76.6	**4.91**	0.5	SR11	1/10/2014 9:05	29.30	83.7	**5.38**	0.3	SR11	1/10/2014 15:05	29.93	93.1	**5.94**	0.4	SR11	1/10/2014 21:05	29.45	94.3	6.05	0.8
SR11	1/10/2014 3:10	29.43	81.1	**5.19**	0.3	SR11	1/10/2014 9:10	29.31	83.0	**5.33**	0.4	SR11	1/10/2014 15:10	29.85	92.9	**5.94**	0.6	SR11	1/10/2014 21:10	29.46	93.2	5.97	0.5
SR11	1/10/2014 3:15	29.42	74.4	**4.77**	0.4	SR11	1/10/2014 9:15	29.32	83.9	**5.39**	0.3	SR11	1/10/2014 15:15	29.84	95.8	6.12	0.6	SR11	1/10/2014 21:15	29.45	90.5	**5.80**	0.5
SR11	1/10/2014 3:20	29.44	72.4	**4.64**	0.4	SR11	1/10/2014 9:20	29.33	84.0	**5.40**	0.4	SR11	1/10/2014 15:20	29.84	95.7	6.12	0.3	SR11	1/10/2014 21:20	29.45	93.5	5.99	0.1
SR11	1/10/2014 3:25	29.42	75.3	**4.83**	0.5	SR11	1/10/2014 9:25	29.33	87.8	**5.65**	0.1	SR11	1/10/2014 15:25	29.90	94.2	6.01	0.3	SR11	1/10/2014 21:25	29.46	100.2	6.42	1.6
SR11	1/10/2014 3:30	29.39	78.3	**5.02**	0.6	SR11	1/10/2014 9:30	29.35	88.0	**5.66**	0.2	SR11	1/10/2014 15:30	29.82	95.2	6.08	1.1	SR11	1/10/2014 21:30	29.44	95.2	6.10	0.1
SR11	1/10/2014 3:35	29.31	81.1	**5.21**	**12.7**	SR11	1/10/2014 9:35	29.36	89.0	**5.72**	0.1	SR11	1/10/2014 15:35	29.84	96.8	6.19	0.5	SR11	1/10/2014 21:35	29.44	97.9	6.27	0.1
SR11	1/10/2014 3:40	29.36	79.7	**5.11**	3.6	SR11	1/10/2014 9:40	29.36	88.4	**5.69**	0.4	SR11	1/10/2014 15:40	29.91	100.0	6.39	0.5	SR11	1/10/2014 21:40	29.44	97.2	6.23	0.2
SR11	1/10/2014 3:45	29.38	77.0	**4.94**	**10.2**	SR11	1/10/2014 9:45	29.38	88.8	**5.71**	0.1	SR11	1/10/2014 15:45	29.95	100.8	6.43	0.4	SR11	1/10/2014 21:45	29.40	86.0	**5.51**	0.4
SR11	1/10/2014 3:50	29.43	70.5	**4.52**	3.5	SR11	1/10/2014 9:50	29.38	89.6	**5.76**	0.2	SR11	1/10/2014 15:50	29.85	99.3	6.35	0.5	SR11	1/10/2014 21:50	29.42	87.4	**5.60**	1.0
SR11	1/10/2014 3:55	29.33	80.2	**5.15**	4.1	SR11	1/10/2014 9:55	29.37	89.0	**5.73**	0.3	SR11	1/10/2014 15:55	29.76	100.5	6.43	0.4	SR11	1/10/2014 21:55	29.40	78.5	**5.04**	0.3
SR11	1/10/2014 4:00	29.27	82.2	**5.29**	4.1	SR11	1/10/2014 10:00	29.37	88.9	**5.72**	0.3	SR11	1/10/2014 16:00	29.77	99.9	6.39	0.5	SR11	1/10/2014 22:00	29.44	94.7	6.07	0.3
SR11	1/10/2014 4:05	29.33	77.4	**4.97**	0.7	SR11	1/10/2014 10:05	29.40	89.5	**5.76**	0.1	SR11	1/10/2014 16:05	29.89	100.0	6.39	0.4	SR11	1/10/2014 22:05	29.41	83.6	**5.36**	0.8
SR11	1/10/2014 4:10	29.30	75.9	**4.88**	0.6	SR11	1/10/2014 10:10	29.39	89.2	**5.73**	0.3	SR11	1/10/2014 16:10	29.89	99.9	6.38	0.4	SR11	1/10/2014 22:10	29.41	84.9	**5.44**	0.1
SR11	1/10/2014 4:15	29.25	79.5	**5.11**	1.8	SR11	1/10/2014 10:15	29.41	89.2	**5.74**	0.3	SR11	1/10/2014 16:15	29.91	102.5	6.54	0.5	SR11	1/10/2014 22:15	29.40	88.9	**5.69**	0.2
SR11	1/10/2014 4:20	29.32	72.9	**4.68**	3.3	SR11	1/10/2014 10:20	29.42	89.1	**5.73**	0.4	SR11	1/10/2014 16:20	29.87	101.7	6.49	0.2	SR11	1/10/2014 22:20	29.35	78.0	**5.00**	1.0
SR11	1/10/2014 4:25	29.29	87.6	**5.63**	2.1	SR11	1/10/2014 10:25	29.41	88.3	**5.67**	0.1	SR11	1/10/2014 16:25	29.81	99.5	6.36	0.5	SR11	1/10/2014 22:25	29.37	77.5	**4.97**	0.4
SR11	1/10/2014 4:30	29.29	83.9	**5.39**	0.9	SR11	1/10/2014 10:30	29.41	88.3	**5.67**	0.3	SR11	1/10/2014 16:30	29.88	101.5	6.48	0.1	SR11	1/10/2014 22:30	29.38	76.2	**4.88**	1.8
SR11	1/10/2014 4:35	29.27	86.7	**5.57**	0.4	SR11	1/10/2014 10:35	29.42	87.8	**5.64**	0.1	SR11	1/10/2014 16:35	29.87	103.8	6.63	0.3	SR11	1/10/2014 22:35	29.38	79.4	**5.09**	1.2
SR11	1/10/2014 4:40	29.28	84.2	**5.41**	0.5	SR11	1/10/2014 10:40	29.44	89.8	**5.77**	0.1	SR11	1/10/2014 16:40	29.89	104.6	6.68	0.5	SR11	1/10/2014 22:40	29.37	83.0	**5.32**	0.1
SR11	1/10/2014 4:45	29.28	84.9	**5.46**	3.6	SR11	1/10/2014 10:45	29.46	90.8	**5.83**	0.1	SR11	1/10/2014 16:45	29.85	103.5	6.61	0.3	SR11	1/10/2014 22:45	29.37	79.1	**5.07**	0.2
SR11	1/10/2014 4:50	29.29	83.1	**5.34**	1.8	SR11	1/10/2014 10:50	29.47	91.0	**5.84**	0.1	SR11	1/10/2014 16:50	29.78	98.7	6.31	0.2	SR11	1/10/2014 22:50	29.40	92.0	**5.90**	0.1
SR11	1/10/2014 4:55	29.28	82.9	**5.33**	2.0	SR11	1/10/2014 10:55	29.48	91.5	**5.87**	0.1	SR11	1/10/2014 16:55	29.79	99.1	6.33	0.2	SR11	1/10/2014 22:55	29.36	76.3	**4.90**	0.8
SR11	1/10/2014 5:00	29.29	82.1	**5.28**	3.3	SR11	1/10/2014 11:00	29.48	90.9	**5.84**	0.7	SR11	1/10/2014 17:00	29.79	99.2	6.34	0.3	SR11	1/10/2014 23:00	29.41	93.3	5.98	0.1
SR11	1/10/2014 5:05	29.27	84.4	**5.43**	0.1	SR11	1/10/2014 11:05	29.45	86.6	**5.56**	0.3	SR11	1/10/2014 17:05	29.79	99.1	6.34	0.1	SR11	1/10/2014 23:05	29.37	83.4	**5.35**	0.7
SR11	1/10/2014 5:10	29.27	83.3	**5.35**	0.5	SR11	1/10/2014 11:10	29.43	82.0	**5.27**	0.3	SR11	1/10/2014 17:10	29.79	99.2	6.34	0.1	SR11	1/10/2014 23:10	29.36	80.8	**5.18**	0.1
SR11	1/10/2014 5:15	29.26	84.6	**5.44**	**10.2**	SR11	1/10/2014 11:15	29.47	83.2	**5.34**	0.3	SR11	1/10/2014 17:15	29.78	97.3	6.22	0.4	SR11	1/10/2014 23:15	29.34	72.6	**4.66**	0.8
SR11	1/10/2014 5:20	29.25	83.4	**5.37**	**11.4**	SR11	1/10/2014 11:20	29.47	77.1	**4.95**	0.3	SR11	1/10/2014 17:20	29.78	98.3	6.28	0.2	SR11	1/10/2014 23:20	29.36	67.0	**4.30**	0.6
SR11	1/10/2014 5:25	29.27	81.4	**5.24**	**5.3**	SR11	1/10/2014 11:25	29.58	93.2	5.98	0.3	SR11	1/10/2014 17:25	29.77	95.5	6.11	0.1	SR11	1/10/2014 23:25	29.35	67.6	**4.34**	0.2
SR11	1/10/2014 5:30	29.28	79.8	**5.14**	**7.1**	SR11	1/10/2014 11:30	29.56	92.6	**5.94**	0.4	SR11	1/10/2014 17:30	29.79	98.2	6.28	0.3	SR11	1/10/2014 23:30	29.38	86.1	**5.52**	3.1
SR11	1/10/2014 5:35	29.24	76.5	**4.92**	**6.1**	SR11	1/10/2014 11:35	29.46	93.6	6.01	0.2	SR11	1/10/2014 17:35	29.66	91.1	**5.83**	0.2	SR11	1/10/2014 23:35	29.38	90.1	**5.78**	0.5
SR11	1/10/2014 5:40	29.30	72.8	**4.67**	1.8	SR11	1/10/2014 11:40	29.51	85.5	**5.48**	0.2	SR11	1/10/2014 17:40	29.75	93.4	5.97	0.1	SR11	1/10/2014 23:40	29.38	83.4	**5.35**	0.1
SR11	1/10/2014 5:45	29.30	71.5	**4.59**	0.7	SR11	1/10/2014 11:45	29.59	93.8	6.01	0.3	SR11	1/10/2014 17:45	29.72	93.5	5.98	0.2	SR11	1/10/2014 23:45	29.35	78.0	**5.01**	2.6
SR11	1/10/2014 5:50	29.28	72.3	**4.65**	4.2	SR11	1/10/2014 11:50	29.61	94.4	6.05	0.3	SR11	1/10/2014 17:50	29.67	89.2	**5.70**	0.1	SR11	1/10/2014 23:50	29.36	70.2	**4.51**	0.3
SR11	1/10/2014 5:55	29.30	65.4	**4.20**	0.6	SR11	1/10/2014 11:55	29.62	94.9	6.08	0.3	SR11	1/10/2014 17:55	29.67	89.4	**5.72**	0.1	SR11	1/10/2014 23:55	29.37	80.7	**5.18**	0.1

Station	Timestamp	Temp (° C)	DO (%)	DO (mg/L)	Tur (NTU)	Station	Timestamp	Temp (° C)	DO (%)	DO (mg/L)	Tur (NTU)	Station	Timestamp	Temp (° C)	DO (%)	DO (mg/L)	Tur (NTU)	Station	Timestamp	Temp (°C)	DO (%)	DO (mg/L)	Tur (NTU)
SR12	1/10/2014 0:01	29.38	62.0	4.02	3.1	SR12	1/10/2014 6:01	29.38	66.6	4.32	4.9	SR12	1/10/2014 12:01	29.55	74.2	4.83	3.0	SR12	1/10/2014 18:01	29.66	75.3	4.88	2.9
SR12	1/10/2014 0:06	29.38	62.7	4.06	3.0	SR12	1/10/2014 6:06	29.37	66.3	4.30	4.5	SR12	1/10/2014 12:06	29.49	71.2	4.63	3.2	SR12	1/10/2014 18:06	29.68	75.2	4.88	2.5
SR12	1/10/2014 0:11	29.40	65.2	4.22	3.7	SR12	1/10/2014 6:11	29.36	66.9	4.34	5.4	SR12	1/10/2014 12:11	29.47	71.8	4.67	3.2	SR12	1/10/2014 18:11	29.68	80.9	5.26	2.7
SR12	1/10/2014 0:16	29.40	65.3	4.23	3.1	SR12	1/10/2014 6:16	29.36	67.2	4.36	5.2	SR12	1/10/2014 12:16	29.48	72.7	4.73	3.0	SR12	1/10/2014 18:16	29.67	80.4	5.23	2.2
SR12	1/10/2014 0:21	29.40	64.4	4.16	4.7	SR12	1/10/2014 6:21	29.35	68.0	4.41	5.8	SR12	1/10/2014 12:21	29.47	72.3	4.70	3.3	SR12	1/10/2014 18:21	29.67	79.5	5.17	2.5
SR12	1/10/2014 0:26	29.39	64.1	4.15	3.3	SR12	1/10/2014 6:26	29.35	68.0	4.41	5.4	SR12	1/10/2014 12:26	29.45	70.4	4.57	4.5	SR12	1/10/2014 18:26	29.62	75.3	4.88	3.0
SR12	1/10/2014 0:31	29.37	63.8	4.14	2.6	SR12	1/10/2014 6:31	29.34	68.2	4.43	6.1	SR12	1/10/2014 12:31	29.48	71.6	4.65	3.6	SR12	1/10/2014 18:31	29.64	76.7	4.98	2.5
SR12	1/10/2014 0:36	29.38	63.4	4.10	3.3	SR12	1/10/2014 6:36	29.33	70.0	4.55	7.1	SR12	1/10/2014 12:36	29.43	71.8	4.65	4.8	SR12	1/10/2014 18:36	29.56	73.6	4.77	4.7
SR12	1/10/2014 0:41	29.39	64.1	4.15	3.5	SR12	1/10/2014 6:41	29.33	69.9	4.54	7.5	SR12	1/10/2014 12:41	29.40	70.7	4.57	5.3	SR12	1/10/2014 18:41	29.59	74.6	4.84	3.5
SR12	1/10/2014 0:46	29.38	63.5	4.11	3.2	SR12	1/10/2014 6:46	29.33	70.6	4.59	7.1	SR12	1/10/2014 12:46	29.41	70.0	4.53	5.1	SR12	1/10/2014 18:46	29.68	78.2	5.08	2.4
SR12	1/10/2014 0:51	29.36	62.3	4.03	3.2	SR12	1/10/2014 6:51	29.33	71.1	4.62	7.1	SR12	1/10/2014 12:51	29.53	72.6	4.71	3.3	SR12	1/10/2014 18:51	29.51	70.3	4.55	4.6
SR12	1/10/2014 0:56	29.38	63.5	4.11	3.8	SR12	1/10/2014 6:56	29.32	72.2	4.69	5.2	SR12	1/10/2014 12:56	29.46	69.9	4.52	4.5	SR12	1/10/2014 18:56	29.63	75.9	4.93	3.0
SR12	1/10/2014 1:01	29.35	62.3	4.03	3.7	SR12	1/10/2014 7:01	29.32	72.2	4.69	6.8	SR12	1/10/2014 13:01	29.52	69.8	4.52	3.7	SR12	1/10/2014 19:01	29.67	77.4	5.02	3.1
SR12	1/10/2014 1:06	29.37	63.6	4.13	2.8	SR12	1/10/2014 7:06	29.33	72.5	4.71	5.5	SR12	1/10/2014 13:06	29.45	69.3	4.49	3.9	SR12	1/10/2014 19:06	29.64	75.4	4.89	2.7
SR12	1/10/2014 1:11	29.37	66.5	4.32	3.1	SR12	1/10/2014 7:11	29.33	72.4	4.70	5.7	SR12	1/10/2014 13:11	29.45	69.5	4.50	3.8	SR12	1/10/2014 19:11	29.56	72.5	4.69	3.5
SR12	1/10/2014 1:16	29.41	68.9	4.47	3.0	SR12	1/10/2014 7:16	29.32	72.4	4.70	5.2	SR12	1/10/2014 13:16	29.48	70.2	4.55	4.3	SR12	1/10/2014 19:16	29.58	73.1	4.74	3.0
SR12	1/10/2014 1:21	29.40	67.9	4.41	3.1	SR12	1/10/2014 7:21	29.33	72.5	4.71	5.9	SR12	1/10/2014 13:21	29.50	71.3	4.61	3.4	SR12	1/10/2014 19:21	29.57	72.2	4.68	3.1
SR12	1/10/2014 1:26	29.45	68.5	4.45	2.7	SR12	1/10/2014 7:26	29.33	72.9	4.73	5.6	SR12	1/10/2014 13:26	29.42	70.5	4.55	5.0	SR12	1/10/2014 19:26	29.58	72.3	4.69	2.8
SR12	1/10/2014 1:31	29.48	69.2	4.50	2.7	SR12	1/10/2014 7:31	29.34	73.4	4.77	4.9	SR12	1/10/2014 13:31	29.35	69.1	4.46	6.5	SR12	1/10/2014 19:31	29.54	69.7	4.52	4.0
SR12	1/10/2014 1:36	29.50	69.8	4.54	2.6	SR12	1/10/2014 7:36	29.34	73.4	4.77	6.3	SR12	1/10/2014 13:36	29.47	70.2	4.54	3.4	SR12	1/10/2014 19:36	29.56	70.3	4.55	3.2
SR12	1/10/2014 1:41	29.49	68.4	4.44	2.7	SR12	1/10/2014 7:41	29.35	73.9	4.80	5.3	SR12	1/10/2014 13:41	29.43	69.5	4.49	4.3	SR12	1/10/2014 19:41	29.55	70.8	4.58	3.1
SR12	1/10/2014 1:46	29.51	68.9	4.48	2.9	SR12	1/10/2014 7:46	29.35	73.7	4.79	4.9	SR12	1/10/2014 13:46	29.42	68.8	4.44	4.5	SR12	1/10/2014 19:46	29.57	72.1	4.67	3.2
SR12	1/10/2014 1:51	29.51	71.7	4.67	2.5	SR12	1/10/2014 7:51	29.35	74.1	4.82	6.4	SR12	1/10/2014 13:51	29.42	68.4	4.42	4.3	SR12	1/10/2014 19:51	29.56	71.8	4.65	3.2
SR12	1/10/2014 1:56	29.54	70.8	4.60	3.0	SR12	1/10/2014 7:56	29.36	74.2	4.83	6.0	SR12	1/10/2014 13:56	29.42	68.2	4.41	4.9	SR12	1/10/2014 19:56	29.55	73.8	4.79	2.4
SR12	1/10/2014 2:01	29.54	69.7	4.53	3.2	SR12	1/10/2014 8:01	29.36	73.9	4.81	7.0	SR12	1/10/2014 14:01	29.37	68.6	4.42	6.1	SR12	1/10/2014 20:01	29.59	74.0	4.80	2.6
SR12	1/10/2014 2:06	29.55	70.4	4.58	2.7	SR12	1/10/2014 8:06	29.37	73.8	4.80	6.5	SR12	1/10/2014 14:06	29.39	68.0	4.39	7.3	SR12	1/10/2014 20:06	29.55	69.6	4.51	3.0
SR12	1/10/2014 2:11	29.55	72.0	4.68	2.8	SR12	1/10/2014 8:11	29.37	74.2	4.83	5.1	SR12	1/10/2014 14:11	29.39	67.4	4.35	7.2	SR12	1/10/2014 20:11	29.52	71.0	4.60	3.8
SR12	1/10/2014 2:16	29.54	71.6	4.66	2.8	SR12	1/10/2014 8:16	29.37	74.0	4.82	5.0	SR12	1/10/2014 14:16	29.39	67.6	4.36	6.1	SR12	1/10/2014 20:16	29.56	73.1	4.74	2.5
SR12	1/10/2014 2:21	29.51	71.3	4.64	2.6	SR12	1/10/2014 8:21	29.38	74.6	4.85	4.4	SR12	1/10/2014 14:21	29.37	66.1	4.26	7.2	SR12	1/10/2014 20:21	29.55	70.6	4.57	2.7
SR12	1/10/2014 2:26	29.52	70.4	4.58	2.4	SR12	1/10/2014 8:26	29.39	74.6	4.86	4.4	SR12	1/10/2014 14:26	29.43	69.9	4.51	6.2	SR12	1/10/2014 20:26	29.57	71.7	4.65	2.9
SR12	1/10/2014 2:31	29.53	69.6	4.52	2.5	SR12	1/10/2014 8:31	29.39	75.5	4.92	4.2	SR12	1/10/2014 14:31	29.40	68.6	4.42	7.0	SR12	1/10/2014 20:31	29.56	71.5	4.63	3.2
SR12	1/10/2014 2:36	29.53	69.8	4.54	2.5	SR12	1/10/2014 8:36	29.40	75.3	4.90	3.7	SR12	1/10/2014 14:36	29.40	68.3	4.40	7.3	SR12	1/10/2014 20:36	29.57	71.1	4.61	2.7
SR12	1/10/2014 2:41	29.51	69.6	4.53	2.5	SR12	1/10/2014 8:41	29.41	76.4	4.98	3.4	SR12	1/10/2014 14:41	29.43	68.8	4.44	5.0	SR12	1/10/2014 20:41	29.54	71.1	4.61	3.3
SR12	1/10/2014 2:46	29.51	70.4	4.58	2.6	SR12	1/10/2014 8:46	29.41	76.0	4.95	3.7	SR12	1/10/2014 14:46	29.44	68.9	4.45	4.6	SR12	1/10/2014 20:46	29.56	71.9	4.66	3.0
SR12	1/10/2014 2:51	29.50	69.5	4.52	2.3	SR12	1/10/2014 8:51	29.42	76.5	4.99	3.5	SR12	1/10/2014 14:51	29.45	68.7	4.43	4.8	SR12	1/10/2014 20:51	29.54	71.2	4.61	5.8
SR12	1/10/2014 2:56	29.50	69.1	4.49	2.8	SR12	1/10/2014 8:56	29.42	75.7	4.93	3.9	SR12	1/10/2014 14:56	29.50	69.7	4.49	5.6	SR12	1/10/2014 20:56	29.54	71.1	4.61	3.3
SR12	1/10/2014 3:01	29.48	71.1	4.63	2.6	SR12	1/10/2014 9:01	29.43	76.2	4.97	3.8	SR12	1/10/2014 15:01	29.45	66.8	4.30	5.7	SR12	1/10/2014 21:01	29.54	72.2	4.69	2.7
SR12	1/10/2014 3:06	29.45	72.0	4.69	2.6	SR12	1/10/2014 9:06	29.47	77.8	5.08	3.0	SR12	1/10/2014 15:06	29.47	68.4	4.40	6.1	SR12	1/10/2014 21:06	29.55	70.9	4.59	3.0
SR12	1/10/2014 3:11	29.45	72.0	4.69	2.6	SR12	1/10/2014 9:11	29.47	76.9	5.02	3.1	SR12	1/10/2014 15:11	29.47	69.0	4.44	6.8	SR12	1/10/2014 21:11	29.55	70.6	4.58	2.6
SR12	1/10/2014 3:16	29.46	71.4	4.65	2.5	SR12	1/10/2014 9:16	29.47	77.3	5.05	3.3	SR12	1/10/2014 15:16	29.46	66.8	4.30	5.6	SR12	1/10/2014 21:16	29.53	71.9	4.67	2.5
SR12	1/10/2014 3:21	29.46	71.3	4.64	2.5	SR12	1/10/2014 9:21	29.48	77.5	5.06	3.8	SR12	1/10/2014 15:21	29.48	69.4	4.47	4.4	SR12	1/10/2014 21:21	29.52	69.8	4.53	2.5
SR12	1/10/2014 3:26	29.45	70.7	4.60	2.3	SR12	1/10/2014 9:26	29.49	77.4	5.05	3.8	SR12	1/10/2014 15:26	29.52	69.3	4.47	4.0	SR12	1/10/2014 21:26	29.51	71.9	4.67	2.4
SR12	1/10/2014 3:31	29.44	70.5	4.60	2.4	SR12	1/10/2014 9:31	29.50	77.8	5.07	3.3	SR12	1/10/2014 15:31	29.54	69.9	4.50	5.4	SR12	1/10/2014 21:31	29.51	68.4	4.44	2.3
SR12	1/10/2014 3:36	29.41	70.8	4.62	2.3	SR12	1/10/2014 9:36	29.51	77.3	5.05	3.2	SR12	1/10/2014 15:36	29.51	69.2	4.46	4.2	SR12	1/10/2014 21:36	29.48	68.4	4.44	2.8
SR12	1/10/2014 3:41	29.40	71.1	4.64	2.5	SR12	1/10/2014 9:41	29.52	77.1	5.03	3.3	SR12	1/10/2014 15:41	29.47	69.8	4.51	3.1	SR12	1/10/2014 21:41	29.47	70.2	4.55	2.9
SR12	1/10/2014 3:46	29.42	70.0	4.56	2.5	SR12	1/10/2014 9:46	29.51	77.0	5.02	4.2	SR12	1/10/2014 15:46	29.51	71.2	4.60	3.4	SR12	1/10/2014 21:46	29.44	67.9	4.40	3.4
SR12	1/10/2014 3:51	29.43	69.0	4.49	2.3	SR12	1/10/2014 9:51	29.49	75.0	4.89	4.8	SR12	1/10/2014 15:51	29.49	72.0	4.65	2.9	SR12	1/10/2014 21:51	29.41	66.9	4.33	3.4
SR12	1/10/2014 3:56	29.42	69.5	4.53	2.5	SR12	1/10/2014 9:56	29.51	76.9	5.02	3.2	SR12	1/10/2014 15:56	29.54	71.8	4.64	3.6	SR12	1/10/2014 21:56	29.38	68.2	4.41	3.5
SR12	1/10/2014 4:01	29.41	69.1	4.50	2.5	SR12	1/10/2014 10:01	29.50	73.9	4.82	3.4	SR12	1/10/2014 16:01	29.50	70.9	4.58	3.2	SR12	1/10/2014 22:01	29.38	67.7	4.38	3.6
SR12	1/10/2014 4:06	29.41	69.4	4.52	2.5	SR12	1/10/2014 10:06	29.54	78.2	5.10	3.0	SR12	1/10/2014 16:06	29.56	72.6	4.69	2.9	SR12	1/10/2014 22:06	29.34	66.9	4.32	4.4
SR12	1/10/2014 4:11	29.43	67.9	4.42	2.9	SR12	1/10/2014 10:11	29.53	76.7	5.00	3.0	SR12	1/10/2014 16:11	29.55	71.3	4.60	3.9	SR12	1/10/2014 22:11	29.35	66.9	4.32	4.0
SR12	1/10/2014 4:16	29.43	66.7	4.34	2.7	SR12	1/10/2014 10:16	29.54	77.8	5.08	2.8	SR12	1/10/2014 16:16	29.81	81.6	5.29	2.3	SR12	1/10/2014 22:16	29.35	67.3	4.35	4.2
SR12	1/10/2014 4:21	29.41	66.2	4.31	2.3	SR12	1/10/2014 10:21	29.56	78.1	5.10	2.8	SR12	1/10/2014 16:21	29.87	83.1	5.39	2.3	SR12	1/10/2014 22:21	29.36	67.5	4.37	3.7
SR12	1/10/2014 4:26	29.41	65.6	4.26	3.5	SR12	1/10/2014 10:26	29.59	78.7	5.13	2.8	SR12	1/10/2014 16:26	29.90	82.2	5.32	2.4	SR12	1/10/2014 22:26	29.35	67.3	4.35	3.8
SR12	1/10/2014 4:31	29.41	68.5	4.45	4.4	SR12	1/10/2014 10:31	29.60	78.1	5.09	2.7	SR12	1/10/2014 16:31	29.76	75.2	4.87	2.6	SR12	1/10/2014 22:31	29.34	66.8	4.31	4.1
SR12	1/10/2014 4:36	29.41	67.4	4.38	3.6	SR12	1/10/2014 10:36	29.61	78.4	5.11	2.7	SR12	1/10/2014 16:36	29.78	77.8	5.04	2.3	SR12	1/10/2014 22:36	29.35	66.3	4.28	4.0
SR12	1/10/2014 4:41	29.41	69.3	4.51	2.9	SR12	1/10/2014 10:41	29.64	79.5	5.18	2.4	SR12	1/10/2014 16:41	29.87	81.0	5.25	2.2	SR12	1/10/2014 22:41	29.34	66.0	4.26	3.9
SR12	1/10/2014 4:46	29.40	67.5	4.39	3.4	SR12	1/10/2014 10:46	29.51	74.6	4.85	4.8	SR12	1/10/2014 16:46	29.86	81.9	5.31	2.4	SR12	1/10/2014 22:46	29.34	65.4	4.22	4.6
SR12	1/10/2014 4:51	29.39	66.4	4.31	4.9	SR12	1/10/2014 10:51	29.57	76.6	4.99	3.2	SR12	1/10/2014 16:51	29.83	81.2	5.27	2.0	SR12	1/10/2014 22:51	29.35	65.7	4.24	3.7
SR12	1/10/2014 4:56	29.38	67.1	4.36	3.4	SR12	1/10/2014 10:56	29.50	76.2	4.97	2.9	SR12	1/10/2014 16:56	29.83	80.1	5.19	2.7	SR12	1/10/2014 22:56	29.35	64.9	4.19	3.8
SR12	1/10/2014 5:01	29.38	66.0	4.29	3.1	SR12	1/10/2014 11:01	29.60	76.7	5.00	3.7	SR12	1/10/2014 17:01	29.78	80.7	5.23	2.1	SR12	1/10/2014 23:01	29.35	65.3	4.21	5.1
SR12	1/10/2014 5:06	29.38	64.9	4.21	5.4	SR12	1/10/2014 11:06	29.50	75.6	4.93	3.5	SR12	1/10/2014 17:06	29.78	79.3	5.14	2.2	SR12	1/10/2014 23:06	29.34	66.7	4.31	3.8
SR12	1/10/2014 5:11	29.38	66.3	4.31	4.7	SR12	1/10/2014 11:11	29.53	76.9	5.01	3.7	SR12	1/10/2014 17:11	29.77	80.3	5.21	2.2	SR12	1/10/2014 23:11	29.35	66.4	4.28	3.7
SR12	1/10/2014 5:16	29.40	67.0	4.35	4.0	SR12	1/10/2014 11:16	29.69	78.4	5.10	2.5	SR12	1/10/2014 17:16	29.75	76.9	4.99	2.3	SR12	1/10/2014 23:16	29.35	64.8	4.18	4.7
SR12	1/10/2014 5:21	29.39	65.8	4.27	4.5	SR12	1/10/2014 11:21	29.48	74.1	4.82	3.8	SR12	1/10/2014 17:21	29.77	79.8	5.18	2.1	SR12	1/10/2014 23:21	29.34	64.5	4.16	4.3
SR12	1/10/2014 5:26	29.38	65.3	4.23	4.7	SR12	1/10/2014 11:26	29.46	71.2	4.63	3.9	SR12	1/10/2014 17:26	29.71	75.4	4.88	2.6	SR12	1/10/2014 23:26	29.34	65.5	4.23	3.7
SR12	1/10/2014 5:31	29.37	66.0	4.29	3.3	SR12	1/10/2014 11:31	29.51	75.0	4.88	3.5	SR12	1/10/2014 17:31	29.71	76.3	4.95	2.5	SR12	1/10/2014 23:31	29.34	66.1	4.27	3.5
SR12	1/10/2014 5:36	29.38	67.1	4.36	4.5	SR12	1/10/2014 11:36	29.72	78.8	5.13	2.3	SR12	1/10/2014 17:36	29.73	78.2	5.08	2.1	SR12	1/10/2014 23:36	29.34	66.6	4.30	4.0
SR12	1/10/2014 5:41	29.37	66.8	4.32	6.3	SR12	1/10/2014 11:41	29.53	72.7	4.73	3.1	SR12	1/10/2014 17:41	29.69	75.7	4.91	2.7	SR12	1/10/2014 23:41	29.31	66.7	4.32	3.0
SR12	1/10/2014 5:46	29.33	65.8	4.28	3.4	SR12	1/10/2014 11:46	29.49	71.7	4.67	3.5	SR12	1/10/2014 17:46	29.71	79.6	5.17	2.1	SR12	1/10/2014 23:46	29.34	64.2	4.15	3.4
SR12	1/10/2014 5:51	29.38	67.6	4.39	4.0	SR12	1/10/2014 11:51	29.50	71.6	4.66	3.5	SR12	1/10/2014 17:51	29.68	76.3	4.95	2.4	SR12	1/10/2014 23:51	29.34	64.2	4.14	3.5
SR12	1/10/2014 5:56	29.37	66.7	4.33	4.1	SR12	1/10/2014 11:56	29.46	69.3	4.50	3.6	SR12	1/10/2014 17:56	29.67	76.3	4.95	2.7	SR12	1/10/2014 23:56	29.35	65.9	4.26	3.2

Station	Timestamp	Temp (° C)	DO (%)	DO (mg/L)	Tur (NTU)	Station	Timestamp	Temp (° C)	DO (%)	DO (mg/L)	Tur (NTU)	Station	Timestamp	Temp (° C)	DO (%)	DO (mg/L)	Tur (NTU)	Station	Timestamp	Temp (°C)	DO (%)	DO (mg/L)	Tur (NTU)
SR13	1/10/2014 0:00	29.52	65.7	**4.27**	2.4	SR13	1/10/2014 6:00	29.33	62.2	**4.06**	3.1	SR13	1/10/2014 12:00	29.36	63.4	**4.12**	2.9	SR13	1/10/2014 18:00	29.36	63.8	**4.14**	3.0
SR13	1/10/2014 0:05	29.48	65.2	**4.23**	3.7	SR13	1/10/2014 6:05	29.33	61.6	**4.02**	2.5	SR13	1/10/2014 12:05	29.35	62.6	**4.07**	2.7	SR13	1/10/2014 18:05	29.37	63.2	**4.10**	2.2
SR13	1/10/2014 0:10	29.51	65.2	**4.24**	3.1	SR13	1/10/2014 6:10	29.33	60.4	**3.93**	1.7	SR13	1/10/2014 12:10	29.35	62.5	**4.06**	3.4	SR13	1/10/2014 18:10	29.37	63.0	**4.09**	2.4
SR13	1/10/2014 0:15	29.48	64.3	**4.17**	3.3	SR13	1/10/2014 6:15	29.33	60.3	**3.93**	2.1	SR13	1/10/2014 12:15	29.35	62.8	**4.08**	3.1	SR13	1/10/2014 18:15	29.36	63.3	**4.11**	3.0
SR13	1/10/2014 0:20	29.49	64.2	**4.17**	3.3	SR13	1/10/2014 6:20	29.34	63.0	**4.11**	3.3	SR13	1/10/2014 12:20	29.34	63.1	**4.10**	6.5	SR13	1/10/2014 18:20	29.36	62.9	**4.08**	2.6
SR13	1/10/2014 0:25	29.50	63.9	**4.15**	2.5	SR13	1/10/2014 6:25	29.33	63.1	**4.11**	2.3	SR13	1/10/2014 12:25	29.35	62.4	**4.05**	4.4	SR13	1/10/2014 18:25	29.36	62.5	**4.06**	2.0
SR13	1/10/2014 0:30	29.48	65.3	**4.24**	3.5	SR13	1/10/2014 6:30	29.33	62.5	**4.08**	2.1	SR13	1/10/2014 12:30	29.37	62.7	**4.07**	3.5	SR13	1/10/2014 18:30	29.37	62.9	**4.08**	2.2
SR13	1/10/2014 0:35	29.48	66.1	**4.29**	3.3	SR13	1/10/2014 6:35	29.32	63.9	**4.16**	2.9	SR13	1/10/2014 12:35	29.37	62.9	**4.09**	5.3	SR13	1/10/2014 18:35	29.36	63.6	**4.13**	3.0
SR13	1/10/2014 0:40	29.47	65.8	**4.28**	3.4	SR13	1/10/2014 6:40	29.33	62.5	**4.07**	1.7	SR13	1/10/2014 12:40	29.38	64.1	**4.16**	4.9	SR13	1/10/2014 18:40	29.36	64.2	**4.16**	2.8
SR13	1/10/2014 0:45	29.45	64.9	**4.21**	3.3	SR13	1/10/2014 6:45	29.32	65.6	**4.27**	4.3	SR13	1/10/2014 12:45	29.42	65.8	**4.27**	4.5	SR13	1/10/2014 18:45	29.35	64.8	**4.20**	3.3
SR13	1/10/2014 0:50	29.44	64.3	**4.17**	3.4	SR13	1/10/2014 6:50	29.32	63.6	**4.14**	2.9	SR13	1/10/2014 12:50	29.48	66.9	**4.34**	2.4	SR13	1/10/2014 18:50	29.34	65.6	**4.25**	3.4
SR13	1/10/2014 0:55	29.44	67.3	**4.37**	4.7	SR13	1/10/2014 6:55	29.33	62.6	**4.08**	2.4	SR13	1/10/2014 12:55	29.44	66.4	**4.31**	2.4	SR13	1/10/2014 18:55	29.34	64.8	**4.20**	3.6
SR13	1/10/2014 1:00	29.46	67.0	**4.35**	4.2	SR13	1/10/2014 7:00	29.33	63.1	**4.11**	2.6	SR13	1/10/2014 13:00	29.44	66.0	**4.28**	2.4	SR13	1/10/2014 19:00	29.34	64.8	**4.20**	3.8
SR13	1/10/2014 1:05	29.43	66.0	**4.28**	3.6	SR13	1/10/2014 7:05	29.33	63.7	**4.14**	3.8	SR13	1/10/2014 13:05	29.44	65.9	**4.28**	1.9	SR13	1/10/2014 19:05	29.34	65.0	**4.22**	3.2
SR13	1/10/2014 1:10	29.42	67.0	**4.35**	5.3	SR13	1/10/2014 7:10	29.33	64.8	**4.22**	8.9	SR13	1/10/2014 13:10	29.43	65.3	**4.24**	2.5	SR13	1/10/2014 19:10	29.34	65.1	**4.22**	2.8
SR13	1/10/2014 1:15	29.42	66.2	**4.30**	3.9	SR13	1/10/2014 7:15	29.32	63.6	**4.14**	2.9	SR13	1/10/2014 13:15	29.39	64.4	**4.18**	2.3	SR13	1/10/2014 19:15	29.34	64.5	**4.18**	2.7
SR13	1/10/2014 1:20	29.41	65.7	**4.27**	3.7	SR13	1/10/2014 7:20	29.32	63.1	**4.11**	2.6	SR13	1/10/2014 13:20	29.42	65.0	**4.22**	2.2	SR13	1/10/2014 19:20	29.34	64.4	**4.18**	2.7
SR13	1/10/2014 1:25	29.43	66.0	**4.28**	3.4	SR13	1/10/2014 7:25	29.31	63.8	**4.16**	2.4	SR13	1/10/2014 13:25	29.37	64.3	**4.18**	3.0	SR13	1/10/2014 19:25	29.34	64.5	**4.18**	3.6
SR13	1/10/2014 1:30	29.43	65.6	**4.26**	3.0	SR13	1/10/2014 7:30	29.32	63.3	**4.12**	2.3	SR13	1/10/2014 13:30	29.38	64.0	**4.16**	2.7	SR13	1/10/2014 19:30	29.30	63.9	**4.15**	2.3
SR13	1/10/2014 1:35	29.42	66.0	**4.28**	3.3	SR13	1/10/2014 7:35	29.32	63.9	**4.16**	4.2	SR13	1/10/2014 13:35	29.36	65.2	**4.23**	3.5	SR13	1/10/2014 19:35	29.32	66.6	**4.32**	2.8
SR13	1/10/2014 1:40	29.42	65.2	**4.24**	2.8	SR13	1/10/2014 7:40	29.31	62.2	**4.05**	2.1	SR13	1/10/2014 13:40	29.36	64.8	**4.21**	3.7	SR13	1/10/2014 19:40	29.32	67.8	**4.40**	2.6
SR13	1/10/2014 1:45	29.42	65.0	**4.22**	2.9	SR13	1/10/2014 7:45	29.32	63.2	**4.12**	1.9	SR13	1/10/2014 13:45	29.39	64.1	**4.16**	2.5	SR13	1/10/2014 19:45	29.34	69.1	**4.49**	3.0
SR13	1/10/2014 1:50	29.42	64.6	**4.19**	2.5	SR13	1/10/2014 7:50	29.32	64.6	**4.21**	3.1	SR13	1/10/2014 13:50	29.38	65.1	**4.23**	3.5	SR13	1/10/2014 19:50	29.34	68.5	**4.45**	3.2
SR13	1/10/2014 1:55	29.42	65.0	**4.22**	3.0	SR13	1/10/2014 7:55	29.32	64.9	**4.23**	9.0	SR13	1/10/2014 13:55	29.40	64.4	**4.18**	2.3	SR13	1/10/2014 19:55	29.33	69.0	**4.49**	2.4
SR13	1/10/2014 2:00	29.40	64.1	**4.16**	3.0	SR13	1/10/2014 8:00	29.32	63.6	**4.14**	2.2	SR13	1/10/2014 14:00	29.39	65.0	**4.22**	2.7	SR13	1/10/2014 20:00	29.34	68.2	**4.43**	2.7
SR13	1/10/2014 2:05	29.39	63.6	**4.13**	3.2	SR13	1/10/2014 8:05	29.32	63.0	**4.10**	4.2	SR13	1/10/2014 14:05	29.40	65.2	**4.23**	3.2	SR13	1/10/2014 20:05	29.34	67.8	**4.40**	2.6
SR13	1/10/2014 2:10	29.40	63.0	**4.09**	2.2	SR13	1/10/2014 8:10	29.32	62.7	**4.08**	7.6	SR13	1/10/2014 14:10	29.37	65.5	**4.25**	4.1	SR13	1/10/2014 20:10	29.33	66.7	**4.34**	3.0
SR13	1/10/2014 2:15	29.39	63.0	**4.09**	2.8	SR13	1/10/2014 8:15	29.32	62.5	**4.07**	4.9	SR13	1/10/2014 14:15	29.38	65.1	**4.23**	3.0	SR13	1/10/2014 20:15	29.33	66.1	**4.30**	2.3
SR13	1/10/2014 2:20	29.40	63.3	**4.11**	2.8	SR13	1/10/2014 8:20	29.32	63.3	**4.12**	3.1	SR13	1/10/2014 14:20	29.38	65.6	**4.26**	6.3	SR13	1/10/2014 20:20	29.33	65.9	**4.28**	2.5
SR13	1/10/2014 2:25	29.40	63.5	**4.12**	2.3	SR13	1/10/2014 8:25	29.32	62.9	**4.09**	3.6	SR13	1/10/2014 14:25	29.35	66.2	**4.29**	4.8	SR13	1/10/2014 20:25	29.33	66.2	**4.30**	2.4
SR13	1/10/2014 2:30	29.42	62.9	**4.08**	2.0	SR13	1/10/2014 8:30	29.31	62.1	**4.04**	3.5	SR13	1/10/2014 14:30	29.35	64.7	**4.20**	4.5	SR13	1/10/2014 20:30	29.34	67.0	**4.35**	2.3
SR13	1/10/2014 2:35	29.41	63.0	**4.09**	2.5	SR13	1/10/2014 8:35	29.32	61.8	**4.02**	2.7	SR13	1/10/2014 14:35	29.38	65.8	**4.27**	3.7	SR13	1/10/2014 20:35	29.34	66.4	**4.31**	2.1
SR13	1/10/2014 2:40	29.43	63.6	**4.13**	2.1	SR13	1/10/2014 8:40	29.31	61.0	**3.98**	2.8	SR13						SR13	1/10/2014 20:40	29.34	67.4	**4.38**	2.2
SR13	1/10/2014 2:45	29.42	64.0	**4.16**	2.7	SR13	1/10/2014 8:45	29.32	63.4	**4.12**	4.4	SR13						SR13	1/10/2014 20:45	29.34	67.2	**4.36**	2.6
SR13	1/10/2014 2:50	29.41	62.7	**4.07**	2.4	SR13	1/10/2014 8:50	29.32	62.7	**4.08**	3.4	SR13						SR13	1/10/2014 20:50	29.31	69.3	**4.51**	2.9
SR13	1/10/2014 2:55	29.41	63.6	**4.13**	3.0	SR13	1/10/2014 8:55	29.32	62.0	**4.03**	4.3	SR13	1/10/2014 14:55	29.43	65.8	**4.27**	2.9	SR13	1/10/2014 20:55	29.29	70.0	**4.56**	2.6
SR13	1/10/2014 3:00	29.40	62.9	**4.08**	2.0	SR13	1/10/2014 9:00	29.31	60.4	**3.93**	3.2	SR13	1/10/2014 15:00	29.42	66.0	**4.28**	2.9	SR13	1/10/2014 21:00	29.30	70.3	**4.57**	2.8
SR13	1/10/2014 3:05	29.40	62.2	**4.04**	2.2	SR13	1/10/2014 9:05	29.32	61.7	**4.01**	4.4	SR13	1/10/2014 15:05	29.46	67.5	**4.37**	3.2	SR13	1/10/2014 21:05	29.33	69.2	**4.50**	3.1
SR13	1/10/2014 3:10	29.39	63.1	**4.09**	2.5	SR13	1/10/2014 9:10	29.30	60.6	**3.94**	3.4	SR13	1/10/2014 15:10	29.44	67.0	**4.34**	3.1	SR13	1/10/2014 21:10	29.33	68.2	**4.43**	2.5
SR13	1/10/2014 3:15	29.40	63.4	**4.11**	2.7	SR13	1/10/2014 9:15	29.30	59.8	**3.89**	3.5	SR13	1/10/2014 15:15	29.37	65.2	**4.23**	4.7	SR13	1/10/2014 21:15	29.33	67.2	**4.37**	2.3
SR13	1/10/2014 3:20	29.40	63.8	**4.14**	2.3	SR13	1/10/2014 9:20	29.30	57.3	**3.73**	2.5	SR13	1/10/2014 15:20	29.33	65.5	**4.25**	4.0	SR13	1/10/2014 21:20	29.33	67.4	**4.38**	2.3
SR13	1/10/2014 3:25	29.41	64.4	**4.18**	2.9	SR13	1/10/2014 9:25	29.31	60.3	**3.92**	3.4	SR13	1/10/2014 15:25	29.38	64.6	**4.19**	4.7	SR13	1/10/2014 21:25	29.32	67.7	**4.40**	2.5
SR13	1/10/2014 3:30	29.40	63.8	**4.14**	2.4	SR13	1/10/2014 9:30	29.32	60.9	**3.96**	3.4	SR13	1/10/2014 15:30	29.36	65.6	**4.25**	3.5	SR13	1/10/2014 21:30	29.32	68.1	**4.43**	2.3
SR13	1/10/2014 3:35	29.40	64.6	**4.20**	2.9	SR13	1/10/2014 9:35	29.33	63.4	**4.13**	3.5	SR13	1/10/2014 15:35	29.40	65.2	**4.23**	2.7	SR13	1/10/2014 21:35	29.32	67.7	**4.40**	2.6
SR13	1/10/2014 3:40	29.39	64.2	**4.17**	3.1	SR13	1/10/2014 9:40	29.34	65.3	**4.25**	2.4	SR13	1/10/2014 15:40	29.38	65.5	**4.25**	3.3	SR13	1/10/2014 21:40	29.33	66.3	**4.31**	2.6
SR13	1/10/2014 3:45	29.39	64.4	**4.18**	2.6	SR13	1/10/2014 9:45	29.36	65.3	**4.25**	2.4	SR13	1/10/2014 15:45	29.36	65.0	**4.22**	3.6	SR13	1/10/2014 21:45	29.33	65.1	**4.23**	3.7
SR13	1/10/2014 3:50	29.39	64.6	**4.20**	2.7	SR13	1/10/2014 9:50	29.35	63.5	**4.13**	2.2	SR13	1/10/2014 15:50	29.35	64.5	**4.18**	3.8	SR13	1/10/2014 21:50	29.33	65.4	**4.25**	2.3
SR13	1/10/2014 3:55	29.39	64.1	**4.17**	2.5	SR13	1/10/2014 9:55	29.34	62.6	**4.07**	2.0	SR13	1/10/2014 15:55	29.36	64.5	**4.19**	3.5	SR13	1/10/2014 21:55	29.33	65.9	**4.28**	2.3
SR13	1/10/2014 4:00	29.38	65.1	**4.23**	3.9	SR13	1/10/2014 10:00	29.33	65.0	**4.23**	5.9	SR13	1/10/2014 16:00	29.37	64.5	**4.19**	2.5	SR13	1/10/2014 22:00	29.32	66.1	**4.30**	3.0
SR13	1/10/2014 4:05	29.38	65.0	**4.22**	3.4	SR13	1/10/2014 10:05	29.33	63.3	**4.11**	2.2	SR13	1/10/2014 16:05	29.38	64.9	**4.21**	2.8	SR13	1/10/2014 22:05	29.32	66.3	**4.31**	2.7
SR13	1/10/2014 4:10	29.30	67.2	**4.38**	5.4	SR13	1/10/2014 10:10	29.34	63.0	**4.09**	1.9	SR13	1/10/2014 16:10	29.37	64.2	**4.17**	2.3	SR13	1/10/2014 22:10	29.32	66.1	**4.30**	3.1
SR13	1/10/2014 4:15	29.28	68.6	**4.48**	2.8	SR13	1/10/2014 10:15	29.37	64.9	**4.22**	2.4	SR13	1/10/2014 16:15	29.40	65.2	**4.23**	2.2	SR13	1/10/2014 22:15	29.32	65.1	**4.23**	2.8
SR13	1/10/2014 4:20	29.30	68.3	**4.46**	2.6	SR13	1/10/2014 10:20	29.39	63.9	**4.16**	1.7	SR13	1/10/2014 16:20	29.39	65.4	**4.24**	2.3	SR13	1/10/2014 22:20	29.33	66.1	**4.30**	2.5
SR13	1/10/2014 4:25	29.30	68.1	**4.44**	2.2	SR13	1/10/2014 10:25	29.40	63.3	**4.12**	1.2	SR13	1/10/2014 16:25	29.37	64.7	**4.20**	2.8	SR13	1/10/2014 22:25	29.33	65.7	**4.27**	2.6
SR13	1/10/2014 4:30	29.30	67.9	**4.44**	2.4	SR13	1/10/2014 10:30	29.40	64.1	**4.16**	1.4	SR13	1/10/2014 16:30	29.37	64.3	**4.17**	2.6	SR13	1/10/2014 22:30	29.33	66.3	**4.31**	2.3
SR13	1/10/2014 4:35	29.30	68.2	**4.46**	2.2	SR13	1/10/2014 10:35	29.44	66.2	**4.30**	2.1	SR13	1/10/2014 16:35	29.37	64.1	**4.16**	2.4	SR13	1/10/2014 22:35	29.33	65.6	**4.26**	3.1
SR13	1/10/2014 4:40	29.29	68.2	**4.46**	2.3	SR13	1/10/2014 10:40	29.46	68.1	**4.43**	2.0	SR13	1/10/2014 16:40	29.36	64.2	**4.17**	2.8	SR13	1/10/2014 22:40	29.33	65.4	**4.25**	2.7
SR13	1/10/2014 4:45	29.30	67.2	**4.39**	1.5	SR13	1/10/2014 10:45	29.46	68.0	**4.42**	2.2	SR13	1/10/2014 16:45	29.38	64.1	**4.16**	2.4	SR13	1/10/2014 22:45	29.33	64.8	**4.21**	2.1
SR13	1/10/2014 4:50	29.30	67.8	**4.43**	1.7	SR13	1/10/2014 10:50	29.44	66.4	**4.32**	1.6	SR13	1/10/2014 16:50	29.40	64.2	**4.17**	2.2	SR13	1/10/2014 22:50	29.33	65.3	**4.25**	2.1
SR13	1/10/2014 4:55	29.30	66.0	**4.31**	1.4	SR13	1/10/2014 10:55	29.43	65.4	**4.25**	1.9	SR13	1/10/2014 16:55	29.39	65.2	**4.23**	2.2	SR13	1/10/2014 22:55	29.32	65.2	**4.23**	2.5
SR13	1/10/2014 5:00	29.29	67.2	**4.39**	1.7	SR13	1/10/2014 11:00	29.42	64.3	**4.18**	1.1	SR13	1/10/2014 17:00	29.40	65.3	**4.24**	2.1	SR13	1/10/2014 23:00	29.31	66.0	**4.29**	1.9
SR13	1/10/2014 5:05	29.31	67.2	**4.39**	1.6	SR13	1/10/2014 11:05	29.42	64.8	**4.21**	1.4	SR13	1/10/2014 17:05	29.42	66.7	**4.32**	2.5	SR13	1/10/2014 23:05	29.31	67.0	**4.35**	2.8
SR13	1/10/2014 5:10	29.31	67.9	**4.43**	9.2	SR13	1/10/2014 11:10	29.42	65.1	**4.23**	1.9	SR13	1/10/2014 17:10	29.39	65.6	**4.26**	4.3	SR13	1/10/2014 23:10	29.31	66.9	**4.35**	3.5
SR13	1/10/2014 5:15	29.31	67.5	**4.41**	4.0	SR13	1/10/2014 11:15	29.41	65.3	**4.24**	2.4	SR13	1/10/2014 17:15	29.38	66.0	**4.28**	4.8	SR13	1/10/2014 23:15	29.31	66.7	**4.33**	4.6
SR13	1/10/2014 5:20	29.31	67.0	**4.37**	7.0	SR13	1/10/2014 11:20	29.41	65.3	**4.25**	1.4	SR13	1/10/2014 17:20	29.38	65.9	**4.28**	3.2	SR13	1/10/2014 23:20	29.31	66.2	**4.30**	4.3
SR13	1/10/2014 5:25	29.32	66.4	**4.33**	12.1	SR13	1/10/2014 11:25	29.42	64.3	**4.18**	1.4	SR13	1/10/2014 17:25	29.39	65.4	**4.24**	2.3	SR13	1/10/2014 23:25	29.31	65.9	**4.28**	3.7
SR13	1/10/2014 5:30	29.32	65.9	**4.30**	5.0	SR13	1/10/2014 11:30	29.40	64.2	**4.17**	1.8	SR13	1/10/2014 17:30	29.39	65.2	**4.23**	2.3	SR13	1/10/2014 23:30	29.32	65.9	**4.28**	3.9
SR13	1/10/2014 5:35	29.33	66.5	**4.33**	6.1	SR13	1/10/2014 11:35	29.40	63.7	**4.14**	1.4	SR13	1/10/2014 17:35	29.38	65.3	**4.24**	2.7	SR13	1/10/2014 23:35	29.31	66.6	**4.33**	3.2
SR13	1/10/2014 5:40	29.33	65.6	**4.27**	10.4	SR13	1/10/2014 11:40	29.39	64.2	**4.17**	1.7	SR13	1/10/2014 17:40	29.38	65.4	**4.24**	2.4	SR13	1/10/2014 23:40	29.31	66.0	**4.29**	3.2
SR13	1/10/2014 5:45	29.34	63.6	**4.15**	5.8	SR13	1/10/2014 11:45	29.39	64.6	**4.20**	1.9	SR13	1/10/2014 17:45	29.37	64.9	**4.21**	3.1	SR13	1/10/2014 23:45	29.31	65.8	**4.27**	3.5
SR13	1/10/2014 5:50	29.34	65.9	**4.29**	8.3	SR13	1/10/2014 11:50	29.39	63.3	**4.12**	1.6	SR13	1/10/2014 17:50	29.36	64.8	**4.20**	4.2	SR13	1/10/2014 23:50	29.31	66.1	**4.29**	3.6
SR13	1/10/2014 5:55	29.33	63.4	**4.13**	4.3	SR13	1/10/2014 11:55	29.39	64.7	**4.21**	2.3	SR13	1/10/2014 17:55	29.36	64.1	**4.16**	3.0	SR13	1/10/2014 23:55	29.31	65.8	**4.27**	3.6

Station	Timestamp	NH_3 (mg/L)				Station	Timestamp	NH_3 (mg/L)			
SR4	1/10/2014 0:17	0.05				SR12	1/10/2014 0:17	0.06			
SR4	1/10/2014 0:37	0.07				SR12	1/10/2014 0:37	0.06			
SR4	1/10/2014 0:57	0.08				SR12	1/10/2014 0:57	0.06			
SR4	1/10/2014 1:17	0.05				SR12	1/10/2014 1:17	0.07			
SR4	1/10/2014 1:37	0.05				SR12	1/10/2014 1:37	0.06			
SR4	1/10/2014 1:57	0.08				SR12	1/10/2014 1:57	0.06			
SR4	1/10/2014 2:17	0.07				SR12	1/10/2014 2:17	0.06			
SR4	1/10/2014 2:37	0.06				SR12	1/10/2014 2:37	0.06			
SR4	1/10/2014 2:57	0.06				SR12	1/10/2014 2:57	0.06			
SR4	1/10/2014 3:17	0.06				SR12	1/10/2014 3:17	0.07			
SR4	1/10/2014 3:37	0.07				SR12	1/10/2014 3:37	0.07			
SR4	1/10/2014 3:57	0.07				SR12	1/10/2014 3:57	0.06			
SR4	1/10/2014 4:17	0.09				SR12	1/10/2014 4:17	0.07			
SR4	1/10/2014 4:37	0.07				SR12	1/10/2014 4:37	0.06			
SR4	1/10/2014 4:57	0.09				SR12	1/10/2014 4:57	0.06			
SR4	1/10/2014 5:17	0.08				SR12	1/10/2014 5:17	0.06			
SR4	1/10/2014 5:37	0.09				SR12	1/10/2014 5:37	0.06			
SR4	1/10/2014 5:57	0.07				SR12	1/10/2014 5:57	0.07			
SR4						SR12					
SR4	1/10/2014 6:37	0.07				SR12	1/10/2014 6:37	0.07			
SR4	1/10/2014 6:57	0.07				SR12	1/10/2014 6:57	0.07			
SR4	1/10/2014 7:17	0.07				SR12	1/10/2014 7:17	0.06			
SR4	1/10/2014 7:37	0.08				SR12	1/10/2014 7:37	0.06			
SR4	1/10/2014 7:57	0.09				SR12	1/10/2014 7:57	0.07			
SR4	1/10/2014 8:17	0.06				SR12	1/10/2014 8:17	0.07			
SR4	1/10/2014 8:37	0.07				SR12	1/10/2014 8:37	0.07			
SR4	1/10/2014 8:57	0.07				SR12	1/10/2014 8:57	0.06			
SR4	1/10/2014 9:17	0.07				SR12	1/10/2014 9:17	0.06			
SR4	1/10/2014 9:37	0.05				SR12	1/10/2014 9:37	0.06			
SR4	1/10/2014 9:57	0.09				SR12	1/10/2014 9:57	0.06			
SR4	1/10/2014 10:17	0.07				SR12	1/10/2014 10:17	0.06			
SR4	1/10/2014 10:37	0.07				SR12	1/10/2014 10:37	0.06			
SR4	1/10/2014 10:57	0.07				SR12	1/10/2014 10:57	0.06			
SR4	1/10/2014 11:17	0.06				SR12	1/10/2014 11:17	0.06			
SR4	1/10/2014 11:37	0.09				SR12	1/10/2014 11:37	0.07			
SR4	1/10/2014 11:57	0.07				SR12	1/10/2014 11:57	0.06			
SR4	1/10/2014 12:17	0.07				SR12	1/10/2014 12:17	0.06			
SR4	1/10/2014 12:37	0.07				SR12	1/10/2014 12:37	0.08			
SR4	1/10/2014 12:57	0.09				SR12	1/10/2014 12:57	0.06			
SR4	1/10/2014 13:17	0.10				SR12	1/10/2014 13:17	0.06			
SR4	1/10/2014 13:37	0.07				SR12	1/10/2014 13:37	0.06			
SR4	1/10/2014 13:57	0.07				SR12	1/10/2014 13:57	0.07			
SR4	1/10/2014 14:17	0.07				SR12	1/10/2014 14:17	0.06			
SR4	1/10/2014 14:37	0.08				SR12	1/10/2014 14:37	0.06			
SR4	1/10/2014 14:57	0.07				SR12	1/10/2014 14:57	0.06			
SR4	1/10/2014 15:17	0.06				SR12	1/10/2014 15:17	0.07			
SR4	1/10/2014 15:37	0.07				SR12	1/10/2014 15:37	0.06			
SR4	1/10/2014 15:57	0.07				SR12	1/10/2014 15:57	0.06			
SR4	1/10/2014 16:17	0.05				SR12	1/10/2014 16:17	0.07			
SR4	1/10/2014 16:37	0.05				SR12	1/10/2014 16:37	0.06			
SR4	1/10/2014 16:57	0.07				SR12	1/10/2014 16:57	0.06			
SR4	1/10/2014 17:17	0.06				SR12	1/10/2014 17:17	0.07			
SR4	1/10/2014 17:37	0.07				SR12	1/10/2014 17:37	0.06			
SR4	1/10/2014 17:57	0.06				SR12	1/10/2014 17:57	0.08			
SR4	1/10/2014 18:17	0.05				SR12	1/10/2014 18:17	0.08			
SR4	1/10/2014 18:37	0.07				SR12	1/10/2014 18:37	0.06			
SR4	1/10/2014 18:57	0.09				SR12	1/10/2014 18:57	0.06			
SR4	1/10/2014 19:17	0.06				SR12	1/10/2014 19:17	0.08			
SR4	1/10/2014 19:37	0.05				SR12	1/10/2014 19:37	0.06			
SR4	1/10/2014 19:57	0.06				SR12	1/10/2014 19:57	0.06			
SR4	1/10/2014 20:17	0.05				SR12	1/10/2014 20:17	0.06			
SR4	1/10/2014 20:37	0.05				SR12	1/10/2014 20:37	0.07			
SR4	1/10/2014 20:57	0.06				SR12	1/10/2014 20:57	0.07			
SR4	1/10/2014 21:17	0.06				SR12	1/10/2014 21:17	0.07			
SR4	1/10/2014 21:37	0.05				SR12	1/10/2014 21:37	0.08			
SR4	1/10/2014 21:57	0.07				SR12	1/10/2014 21:57	0.08			
SR4	1/10/2014 22:17	0.07				SR12	1/10/2014 22:17	0.08			
SR4	1/10/2014 22:37	0.09				SR12	1/10/2014 22:37	0.08			
SR4	1/10/2014 22:57	0.08				SR12	1/10/2014 22:57	0.06			
SR4	1/10/2014 23:17	0.08				SR12	1/10/2014 23:17	0.06			
SR4	1/10/2014 23:37	0.09				SR12	1/10/2014 23:37	0.06			
SR4	1/10/2014 23:57	0.07				SR12	1/10/2014 23:57	0.06			

Remark: Fonts with underline: Action Level Exceedance
Fonts with bold and underline: Limit Level Exceedance
Automatic Instrument calibration of NH3-N monitor was carried out during 5:57-6:37 at SR4 and SR12.
SR13 monitoring station was under maintenance during 14:35-14:55.

Station	Timestamp	Temp (° C)	DO (%)	DO (mg/L)	Tur (NTU)	Station	Timestamp	Temp (° C)	DO (%)	DO (mg/L)	Tur (NTU)	Station	Timestamp	Temp (° C)	DO (%)	DO (mg/L)	Tur (NTU)	Station	Timestamp	Temp (°C)	DO (%)	DO (mg/L)	Tur (NTU)
SR4	2/10/2014 0:01	29.32	81.8	5.51	2.7	SR4	2/10/2014 6:01	29.25	77.5	5.21	2.7	SR4	2/10/2014 12:01	29.45	86.0	5.84	8.1	SR4	2/10/2014 18:01	29.64	83.9	5.67	4.2
SR4	2/10/2014 0:06	29.32	82.1	5.53	2.8	SR4	2/10/2014 6:06	29.24	76.6	5.15	2.7	SR4	2/10/2014 12:06	29.40	86.5	5.86	7.4	SR4	2/10/2014 18:06	29.81	88.4	5.97	2.3
SR4	2/10/2014 0:11	29.32	81.6	5.50	2.6	SR4	2/10/2014 6:11	29.24	77.0	5.17	6.8	SR4	2/10/2014 12:11	29.50	86.0	5.82	8.3	SR4	2/10/2014 18:11	29.88	89.9	6.08	2.1
SR4	2/10/2014 0:16	29.32	80.7	5.44	2.3	SR4	2/10/2014 6:16	29.25	76.0	5.10	4.3	SR4	2/10/2014 12:16	29.49	86.2	5.84	7.4	SR4	2/10/2014 18:16	29.87	89.7	6.06	1.9
SR4	2/10/2014 0:21	29.30	81.7	5.50	2.9	SR4	2/10/2014 6:21	29.26	75.5	5.07	2.6	SR4	2/10/2014 12:21	29.48	85.8	5.82	7.6	SR4	2/10/2014 18:21	29.74	87.6	5.92	2.9
SR4	2/10/2014 0:26	29.31	81.3	5.48	2.5	SR4	2/10/2014 6:26	29.27	77.8	5.23	1.8	SR4	2/10/2014 12:26	29.39	85.0	5.76	6.6	SR4	2/10/2014 18:26	29.98	90.4	6.10	1.6
SR4	2/10/2014 0:31	29.31	81.1	5.46	2.5	SR4	2/10/2014 6:31	29.24	79.7	5.36	2.0	SR4	2/10/2014 12:31	29.38	86.0	5.82	6.1	SR4	2/10/2014 18:31	29.91	90.5	6.11	1.9
SR4	2/10/2014 0:36	29.31	81.4	5.49	2.7	SR4	2/10/2014 6:36	29.23	79.5	5.35	2.1	SR4	2/10/2014 12:36	29.39	85.6	5.79	4.8	SR4	2/10/2014 18:36	29.75	87.9	5.92	3.1
SR4	2/10/2014 0:41	29.32	81.6	5.50	2.5	SR4	2/10/2014 6:41	29.23	78.9	5.31	2.1	SR4	2/10/2014 12:41	29.41	85.7	5.79	6.5	SR4	2/10/2014 18:41	29.88	90.4	6.10	1.9
SR4	2/10/2014 0:46	29.32	81.9	5.52	2.6	SR4	2/10/2014 6:46	29.22	80.4	5.42	2.6	SR4	2/10/2014 12:46	29.50	86.7	5.85	5.5	SR4	2/10/2014 18:46	29.77	87.4	5.91	2.2
SR4	2/10/2014 0:51	29.32	81.6	5.50	2.7	SR4	2/10/2014 6:51	29.22	80.5	5.43	2.7	SR4	2/10/2014 12:51	29.54	86.6	5.84	5.4	SR4	2/10/2014 18:51	29.77	88.6	5.99	2.3
SR4	2/10/2014 0:56	29.32	81.6	5.50	2.5	SR4	2/10/2014 6:56	29.23	80.1	5.40	2.2	SR4	2/10/2014 12:56	29.35	85.3	5.72	5.1	SR4	2/10/2014 18:56	29.78	89.3	6.03	2.3
SR4	2/10/2014 1:01	29.30	81.4	5.49	2.2	SR4	2/10/2014 7:01	29.22	80.1	5.40	2.4	SR4	2/10/2014 13:01	29.38	84.9	5.73	3.4	SR4	2/10/2014 19:01	29.75	87.6	5.93	1.8
SR4	2/10/2014 1:06	29.32	80.9	5.45	2.2	SR4	2/10/2014 7:06	29.22	80.7	5.43	2.4	SR4	2/10/2014 13:06	29.40	85.4	5.77	4.2	SR4	2/10/2014 19:06	29.69	86.2	5.83	2.4
SR4	2/10/2014 1:11	29.32	81.8	5.52	2.5	SR4	2/10/2014 7:11	29.21	81.0	5.46	2.1	SR4	2/10/2014 13:11	29.40	86.3	5.83	5.3	SR4	2/10/2014 19:11	29.70	85.7	5.79	2.6
SR4	2/10/2014 1:16	29.31	82.8	5.59	2.4	SR4	2/10/2014 7:16	29.21	80.1	5.40	2.0	SR4	2/10/2014 13:16	29.38	85.4	5.77	5.1	SR4	2/10/2014 19:16	29.78	87.0	5.88	1.6
SR4	2/10/2014 1:21	29.30	83.5	5.62	2.4	SR4	2/10/2014 7:21	29.20	82.2	5.55	2.4	SR4	2/10/2014 13:21	29.42	86.2	5.82	4.1	SR4	2/10/2014 19:21	29.83	88.8	6.00	1.8
SR4	2/10/2014 1:26	29.31	82.5	5.57	2.4	SR4	2/10/2014 7:26	29.21	81.7	5.52	2.3	SR4	2/10/2014 13:26	29.45	86.6	5.85	4.4	SR4	2/10/2014 19:26	29.62	82.9	5.61	2.9
SR4	2/10/2014 1:31	29.31	82.2	5.54	2.2	SR4	2/10/2014 7:31	29.22	82.4	5.57	2.8	SR4	2/10/2014 13:31	29.54	87.0	5.88	4.7	SR4	2/10/2014 19:31	29.78	85.3	5.76	2.3
SR4	2/10/2014 1:36	29.30	83.3	5.62	2.3	SR4	2/10/2014 7:36	29.25	83.5	5.64	2.8	SR4	2/10/2014 13:36	29.55	86.2	5.84	3.8	SR4	2/10/2014 19:36	29.66	86.2	5.82	3.0
SR4	2/10/2014 1:41	29.31	81.5	5.49	2.2	SR4	2/10/2014 7:41	29.27	83.3	5.62	2.3	SR4	2/10/2014 13:41	29.55	86.3	5.84	3.8	SR4	2/10/2014 19:41	29.60	83.6	5.65	3.0
SR4	2/10/2014 1:46	29.26	83.1	5.62	2.2	SR4	2/10/2014 7:46	29.26	84.1	5.67	2.6	SR4	2/10/2014 13:46	29.58	86.4	5.84	3.6	SR4	2/10/2014 19:46	29.67	86.1	5.82	2.4
SR4	2/10/2014 1:51	29.27	82.8	5.60	2.2	SR4	2/10/2014 7:51	29.24	81.3	5.49	2.3	SR4	2/10/2014 13:51	29.60	87.0	5.88	4.4	SR4	2/10/2014 19:51	29.66	85.0	5.72	2.3
SR4	2/10/2014 1:56	29.31	78.9	5.31	1.9	SR4	2/10/2014 7:56	29.27	83.7	5.65	2.9	SR4	2/10/2014 13:56	29.63	88.0	5.95	3.7	SR4	2/10/2014 19:56	29.63	85.0	5.74	2.4
SR4	2/10/2014 2:01	29.30	82.8	5.59	2.2	SR4	2/10/2014 8:01	29.27	83.9	5.67	3.1	SR4	2/10/2014 14:01	29.71	88.9	6.01	3.1	SR4	2/10/2014 20:01	29.56	83.2	5.62	2.9
SR4	2/10/2014 2:06	29.26	82.9	5.60	2.6	SR4	2/10/2014 8:06	29.27	84.5	5.71	3.2	SR4	2/10/2014 14:06	29.63	89.3	6.05	3.0	SR4	2/10/2014 20:06	29.60	83.7	5.66	2.6
SR4	2/10/2014 2:11	29.23	83.1	5.62	1.9	SR4	2/10/2014 8:11	29.27	84.0	5.68	3.0	SR4	2/10/2014 14:11	29.67	88.9	6.01	3.4	SR4	2/10/2014 20:11	29.63	84.0	5.67	2.6
SR4	2/10/2014 2:16	29.22	84.4	5.71	2.0	SR4	2/10/2014 8:16	29.27	84.6	5.71	3.4	SR4	2/10/2014 14:16	29.64	87.5	5.90	2.5	SR4	2/10/2014 20:16	29.64	84.0	5.67	2.2
SR4	2/10/2014 2:21	29.20	84.3	5.71	1.8	SR4	2/10/2014 8:21	29.28	85.5	5.77	3.5	SR4	2/10/2014 14:21	29.74	87.6	5.92	2.4	SR4	2/10/2014 20:21	29.64	82.6	5.58	2.5
SR4	2/10/2014 2:26	29.20	84.1	5.69	1.9	SR4	2/10/2014 8:26	29.29	84.2	5.69	2.7	SR4	2/10/2014 14:26	29.82	87.4	5.89	2.6	SR4	2/10/2014 20:26	29.56	83.3	5.63	2.7
SR4	2/10/2014 2:31	29.26	82.6	5.59	1.9	SR4	2/10/2014 8:31	29.31	86.2	5.82	3.0	SR4	2/10/2014 14:31	29.87	88.1	5.94	2.3	SR4	2/10/2014 20:31	29.57	82.7	5.58	2.6
SR4	2/10/2014 2:36	29.23	83.4	5.64	1.8	SR4	2/10/2014 8:36	29.32	86.6	5.85	3.2	SR4	2/10/2014 14:36	29.83	87.0	5.87	2.4	SR4	2/10/2014 20:36	29.67	85.9	5.80	2.3
SR4	2/10/2014 2:41	29.25	83.3	5.63	2.1	SR4	2/10/2014 8:41	29.34	87.0	5.88	3.1	SR4	2/10/2014 14:41	29.48	84.5	5.71	5.7	SR4	2/10/2014 20:41	29.63	83.7	5.64	2.1
SR4	2/10/2014 2:46	29.26	83.7	5.66	2.0	SR4	2/10/2014 8:46	29.34	87.1	5.89	3.8	SR4	2/10/2014 14:46	29.39	84.4	5.70	4.5	SR4	2/10/2014 20:46	29.60	84.1	5.68	2.1
SR4	2/10/2014 2:51	29.28	82.8	5.59	2.1	SR4	2/10/2014 8:51	29.34	86.8	5.86	3.6	SR4	2/10/2014 14:51	29.36	84.3	5.70	4.6	SR4	2/10/2014 20:51	29.59	83.0	5.61	2.0
SR4	2/10/2014 2:56	29.29	83.3	5.62	2.2	SR4	2/10/2014 8:56	29.35	86.8	5.87	3.0	SR4	2/10/2014 14:56	29.38	83.5	5.64	4.1	SR4	2/10/2014 20:56	29.58	82.6	5.58	2.0
SR4	2/10/2014 3:01	29.30	83.0	5.60	2.2	SR4	2/10/2014 9:01	29.35	86.8	5.87	2.9	SR4	2/10/2014 15:01	29.34	83.8	5.66	4.1	SR4	2/10/2014 21:01	29.53	82.4	5.56	2.7
SR4	2/10/2014 3:06	29.30	82.3	5.55	1.8	SR4	2/10/2014 9:06	29.35	86.7	5.87	2.7	SR4	2/10/2014 15:06	29.66	85.1	5.74	3.1	SR4	2/10/2014 21:06	29.49	81.0	5.47	2.7
SR4	2/10/2014 3:11	29.29	82.3	5.56	1.8	SR4	2/10/2014 9:11	29.36	87.2	5.90	2.9	SR4	2/10/2014 15:11	29.73	85.9	5.80	2.7	SR4	2/10/2014 21:11	29.55	81.4	5.49	2.6
SR4	2/10/2014 3:16	29.27	82.4	5.57	1.8	SR4	2/10/2014 9:16	29.37	87.7	5.93	2.8	SR4	2/10/2014 15:16	29.69	85.5	5.77	2.7	SR4	2/10/2014 21:16	29.55	85.4	5.77	2.3
SR4	2/10/2014 3:21	29.26	82.3	5.56	1.7	SR4	2/10/2014 9:21	29.38	87.7	5.91	2.9	SR4	2/10/2014 15:21	29.86	88.7	5.97	2.6	SR4	2/10/2014 21:21	29.52	81.8	5.52	2.6
SR4	2/10/2014 3:26	29.25	82.7	5.60	1.7	SR4	2/10/2014 9:26	29.38	87.6	5.94	2.9	SR4	2/10/2014 15:26	29.88	89.5	6.03	2.4	SR4	2/10/2014 21:26	29.54	83.3	5.62	2.1
SR4	2/10/2014 3:31	29.29	82.3	5.56	2.1	SR4	2/10/2014 9:31	29.39	87.2	5.91	2.4	SR4	2/10/2014 15:31	29.77	88.7	5.97	3.4	SR4	2/10/2014 21:31	29.47	82.0	5.53	2.5
SR4	2/10/2014 3:36	29.25	82.6	5.58	1.9	SR4	2/10/2014 9:36	29.40	88.6	6.00	2.9	SR4	2/10/2014 15:36	29.79	88.5	5.97	2.8	SR4	2/10/2014 21:36	29.56	84.0	5.67	2.0
SR4	2/10/2014 3:41	29.26	82.3	5.56	1.7	SR4	2/10/2014 9:41	29.41	88.4	5.99	2.6	SR4	2/10/2014 15:41	30.00	90.5	6.08	1.8	SR4	2/10/2014 21:41	29.58	83.7	5.64	2.1
SR4	2/10/2014 3:46	29.25	82.3	5.57	1.8	SR4	2/10/2014 9:46	29.41	88.0	5.95	2.5	SR4	2/10/2014 15:46	29.94	91.2	6.15	2.0	SR4	2/10/2014 21:46	29.44	81.9	5.53	2.9
SR4	2/10/2014 3:51	29.27	81.9	5.52	1.8	SR4	2/10/2014 9:51	29.41	87.4	5.92	2.5	SR4	2/10/2014 15:51	30.05	91.5	6.16	1.6	SR4	2/10/2014 21:51	29.36	80.6	5.44	4.4
SR4	2/10/2014 3:56	29.29	81.9	5.53	1.9	SR4	2/10/2014 9:56	29.44	88.7	6.00	3.5	SR4	2/10/2014 15:56	29.97	89.9	6.06	1.8	SR4	2/10/2014 21:56	29.43	79.7	5.38	2.8
SR4	2/10/2014 4:01	29.28	82.3	5.56	1.9	SR4	2/10/2014 10:01	29.50	88.9	6.01	3.5	SR4	2/10/2014 16:01	30.05	91.1	6.12	1.7	SR4	2/10/2014 22:01	29.30	80.5	5.43	4.0
SR4	2/10/2014 4:06	29.28	81.7	5.52	2.3	SR4	2/10/2014 10:06	29.50	88.1	5.96	2.6	SR4	2/10/2014 16:06	29.76	87.9	5.92	3.8	SR4	2/10/2014 22:06	29.31	80.7	5.45	4.3
SR4	2/10/2014 4:11	29.30	79.5	5.36	1.9	SR4	2/10/2014 10:11	29.51	88.6	6.00	2.4	SR4	2/10/2014 16:11	29.96	88.4	5.95	2.2	SR4	2/10/2014 22:11	29.34	80.8	5.45	4.0
SR4	2/10/2014 4:16	29.30	79.9	5.39	1.9	SR4	2/10/2014 10:16	29.51	88.2	5.97	2.8	SR4	2/10/2014 16:16	29.88	89.5	6.03	2.5	SR4	2/10/2014 22:16	29.68	85.4	5.76	2.1
SR4	2/10/2014 4:21	29.29	80.6	5.43	1.7	SR4	2/10/2014 10:21	29.49	86.2	5.84	2.9	SR4	2/10/2014 16:21	30.00	90.7	6.10	2.0	SR4	2/10/2014 22:21	29.54	83.0	5.60	2.6
SR4	2/10/2014 4:26	29.29	80.6	5.42	1.8	SR4	2/10/2014 10:26	29.49	85.8	5.82	2.7	SR4	2/10/2014 16:26	29.94	89.9	6.03	2.3	SR4	2/10/2014 22:26	29.43	82.6	5.57	2.8
SR4	2/10/2014 4:31	29.28	80.8	5.45	1.8	SR4	2/10/2014 10:31	29.50	85.8	5.81	2.7	SR4	2/10/2014 16:31	30.00	90.9	6.11	1.7	SR4	2/10/2014 22:31	29.47	82.8	5.60	2.6
SR4	2/10/2014 4:36	29.30	79.4	5.34	1.9	SR4	2/10/2014 10:36	29.48	86.4	5.84	3.1	SR4	2/10/2014 16:36	29.97	91.4	6.15	2.3	SR4	2/10/2014 22:36	29.47	82.6	5.57	2.6
SR4	2/10/2014 4:41	29.28	79.4	5.35	1.9	SR4	2/10/2014 10:41	29.49	85.6	5.81	3.0	SR4	2/10/2014 16:41	30.01	91.8	6.17	2.4	SR4	2/10/2014 22:41	29.50	83.2	5.62	2.6
SR4	2/10/2014 4:46	29.28	81.0	5.45	1.7	SR4	2/10/2014 10:46	29.50	85.5	5.80	2.9	SR4	2/10/2014 16:46	29.96	90.9	6.12	2.0	SR4	2/10/2014 22:46	29.35	81.9	5.52	4.0
SR4	2/10/2014 4:51	29.28	75.4	5.07	1.8	SR4	2/10/2014 10:51	29.50	85.5	5.76	3.7	SR4	2/10/2014 16:51	29.95	90.7	6.10	2.3	SR4	2/10/2014 22:51	29.34	81.7	5.52	3.5
SR4	2/10/2014 4:56	29.29	77.6	5.22	2.2	SR4	2/10/2014 10:56	29.53	85.2	5.78	2.9	SR4	2/10/2014 16:56	29.97	91.7	6.16	2.5	SR4	2/10/2014 22:56	29.34	81.8	5.52	3.7
SR4	2/10/2014 5:01	29.25	79.5	5.33	3.1	SR4	2/10/2014 11:01	29.53	85.1	5.77	2.9	SR4	2/10/2014 17:01	29.91	90.5	6.09	2.4	SR4	2/10/2014 23:01	29.34	81.6	5.49	3.7
SR4	2/10/2014 5:06	29.25	78.8	5.29	3.1	SR4	2/10/2014 11:06	29.54	85.7	5.81	3.7	SR4	2/10/2014 17:06	29.80	91.2	6.16	2.5	SR4	2/10/2014 23:06	29.33	81.9	5.52	4.2
SR4	2/10/2014 5:11	29.25	77.6	5.21	2.7	SR4	2/10/2014 11:11	29.53	85.7	5.81	2.8	SR4	2/10/2014 17:11	29.91	92.3	6.22	2.2	SR4	2/10/2014 23:11	29.79	85.0	5.72	2.0
SR4	2/10/2014 5:16	29.27	78.2	5.25	2.3	SR4	2/10/2014 11:16	29.57	86.1	5.84	2.6	SR4	2/10/2014 17:16	29.99	92.8	6.25	2.3	SR4	2/10/2014 23:16	29.75	84.4	5.68	1.9
SR4	2/10/2014 5:21	29.27	77.0	5.15	2.0	SR4	2/10/2014 11:21	29.59	86.1	5.83	2.9	SR4	2/10/2014 17:21	29.76	89.7	6.06	3.0	SR4	2/10/2014 23:21	29.75	85.3	5.76	1.7
SR4	2/10/2014 5:26	29.24	79.8	5.33	3.0	SR4	2/10/2014 11:26	29.58	85.2	5.77	2.9	SR4	2/10/2014 17:26	29.81	90.5	6.11	2.6	SR4	2/10/2014 23:26	29.64	85.4	5.79	1.6
SR4	2/10/2014 5:31	29.24	80.0	5.34	3.1	SR4	2/10/2014 11:31	29.67	86.4	5.84	3.5	SR4	2/10/2014 17:31	29.94	91.3	6.16	2.1	SR4	2/10/2014 23:31	29.62	87.0	5.91	1.8
SR4	2/10/2014 5:36	29.25	80.0	5.34	3.7	SR4	2/10/2014 11:36	29.69	87.3	5.90	2.7	SR4	2/10/2014 17:36	29.93	91.6	6.18	2.1	SR4	2/10/2014 23:36	29.63	86.1	5.83	1.9
SR4	2/10/2014 5:41	29.24	79.6	5.35	3.2	SR4	2/10/2014 11:41	29.64	87.5	5.92	3.2	SR4	2/10/2014 17:41	29.83	90.2	6.08	2.5	SR4	2/10/2014 23:41	29.58	85.5	5.77	2.3
SR4	2/10/2014 5:46	29.24	78.1	5.27	3.0	SR4	2/10/2014 11:46	29.65	87.4	5.92	3.4	SR4	2/10/2014 17:46	29.98	91.5	6.17	1.9	SR4	2/10/2014 23:46	29.59	84.7	5.73	2.4
SR4	2/10/2014 5:51	29.23	77.2	5.20	2.9	SR4	2/10/2014 11:51	29.62	86.3	5.85	3.4	SR4	2/10/2014 17:51	29.62	86.2	5.84	3.9	SR4	2/10/2014 23:51	29.60	86.0	5.82	2.2
SR4	2/10/2014 5:56	29.23	78.8	5.30	3.2	SR4	2/10/2014 11:56	29.63	86.3	5.85	4.4	SR4	2/10/2014 17:56	29.86	89.0	6.01	2.2	SR4	2/10/2014 23:56	29.53	83.4	5.63	2.6

Station	Timestamp	Temp (° C)	DO (%)	DO (mg/L)	Tur (NTU)	Station	Timestamp	Temp (° C)	DO (%)	DO (mg/L)	Tur (NTU)	Station	Timestamp	Temp (° C)	DO (%)	DO (mg/L)	Tur (NTU)	Station	Timestamp	Temp (°C)	DO (%)	DO (mg/L)	Tur (NTU)
SR5	2/10/2014 0:00	29.54	75.4	**4.88**	3.0	SR5	2/10/2014 6:00	29.51	80.8	**5.30**	2.2	SR5	2/10/2014 12:00	29.56	77.3	**5.08**	2.4	SR5	2/10/2014 18:00	29.62	80.5	**5.24**	2.3
SR5	2/10/2014 0:05	29.54	75.5	**4.89**	2.4	SR5	2/10/2014 6:05	29.56	80.5	**5.27**	2.2	SR5	2/10/2014 12:05	29.61	77.5	**5.09**	2.3	SR5	2/10/2014 18:05	29.56	79.1	**5.15**	2.2
SR5	2/10/2014 0:10	29.52	76.6	**4.96**	2.4	SR5	2/10/2014 6:10	29.56	80.9	**5.30**	2.0	SR5	2/10/2014 12:10	29.53	77.1	**5.06**	3.1	SR5	2/10/2014 18:10	29.56	78.2	**5.08**	2.3
SR5	2/10/2014 0:15	29.53	76.2	**4.93**	2.3	SR5	2/10/2014 6:15	29.55	80.1	**5.24**	2.1	SR5	2/10/2014 12:15	29.55	76.8	**5.04**	3.0	SR5	2/10/2014 18:15	29.58	78.4	**5.10**	2.4
SR5	2/10/2014 0:20	29.52	76.1	**4.92**	2.4	SR5	2/10/2014 6:20	29.52	79.9	**5.24**	2.2	SR5	2/10/2014 12:20	29.54	78.0	**5.12**	3.1	SR5	2/10/2014 18:20	29.58	77.9	**5.06**	2.3
SR5	2/10/2014 0:25	29.51	75.7	**4.89**	2.6	SR5	2/10/2014 6:25	29.50	79.9	**5.24**	2.1	SR5	2/10/2014 12:25	29.54	77.8	**5.10**	2.8	SR5	2/10/2014 18:25	29.56	78.5	**5.11**	2.0
SR5	2/10/2014 0:30	29.50	76.7	**4.96**	2.5	SR5	2/10/2014 6:30	29.49	79.6	**5.22**	1.9	SR5	2/10/2014 12:30	29.53	77.8	**5.11**	3.2	SR5	2/10/2014 18:30	29.54	78.4	**5.10**	2.4
SR5	2/10/2014 0:35	29.49	77.1	**4.99**	2.8	SR5	2/10/2014 6:35	29.41	80.9	**5.32**	2.0	SR5	2/10/2014 12:35	29.53	77.1	**5.06**	3.1	SR5	2/10/2014 18:35	29.54	79.8	**5.21**	2.1
SR5	2/10/2014 0:40	29.49	78.1	**5.05**	2.6	SR5	2/10/2014 6:40	29.42	81.7	**5.38**	2.0	SR5	2/10/2014 12:40	29.58	74.1	**4.87**	2.7	SR5	2/10/2014 18:40	29.54	78.9	**5.13**	2.2
SR5	2/10/2014 0:45	29.49	77.7	**5.03**	2.6	SR5	2/10/2014 6:45	29.40	82.2	5.41	2.0	SR5	2/10/2014 12:45	29.55	77.3	**5.07**	2.8	SR5	2/10/2014 18:45	29.54	78.2	**5.08**	2.4
SR5	2/10/2014 0:50	29.50	76.9	**4.98**	2.4	SR5	2/10/2014 6:50	29.38	82.2	5.42	2.0	SR5	2/10/2014 12:50	29.51	75.3	**4.93**	3.7	SR5	2/10/2014 18:50	29.54	78.1	**5.08**	2.4
SR5	2/10/2014 0:55	29.47	77.2	**4.99**	2.6	SR5	2/10/2014 6:55	29.42	82.6	5.45	2.1	SR5	2/10/2014 12:55	29.51	74.4	**4.87**	3.3	SR5	2/10/2014 18:55	29.56	78.3	**5.09**	2.4
SR5	2/10/2014 1:00	29.48	76.8	**4.97**	2.7	SR5	2/10/2014 7:00	29.43	81.7	**5.38**	2.3	SR5	2/10/2014 13:00	29.56	75.0	**4.92**	2.9	SR5	2/10/2014 19:00	29.54	78.7	**5.13**	2.2
SR5	2/10/2014 1:05	29.47	75.7	**4.89**	2.9	SR5	2/10/2014 7:05	29.51	81.4	**5.35**	2.2	SR5	2/10/2014 13:05	29.55	74.1	**4.85**	2.8	SR5	2/10/2014 19:05	29.54	78.7	**5.13**	1.9
SR5	2/10/2014 1:10	29.45	75.4	**4.87**	2.8	SR5	2/10/2014 7:10	29.44	81.3	**5.36**	2.0	SR5	2/10/2014 13:10	29.53	73.9	**4.84**	2.8	SR5	2/10/2014 19:10	29.74	84.4	5.49	1.7
SR5	2/10/2014 1:15	29.46	74.4	**4.80**	2.7	SR5	2/10/2014 7:15	29.46	81.9	5.39	2.3	SR5	2/10/2014 13:15	29.50	72.6	**4.74**	3.8	SR5	2/10/2014 19:15	29.73	84.6	5.50	1.7
SR5	2/10/2014 1:20	29.43	75.7	**4.89**	3.1	SR5	2/10/2014 7:20	29.50	82.4	5.42	2.0	SR5	2/10/2014 13:20	29.46	72.4	**4.71**	3.1	SR5	2/10/2014 19:20	29.73	83.8	5.45	1.8
SR5	2/10/2014 1:25	29.44	75.0	**4.84**	2.9	SR5	2/10/2014 7:25	29.46	83.3	5.49	1.8	SR5	2/10/2014 13:25	29.44	73.1	**4.75**	3.2	SR5	2/10/2014 19:25	29.73	84.9	5.53	1.6
SR5	2/10/2014 1:30	29.41	75.5	**4.88**	2.8	SR5	2/10/2014 7:30	29.48	83.2	5.48	1.9	SR5	2/10/2014 13:30	29.44	73.1	**4.75**	4.0	SR5	2/10/2014 19:30	29.75	84.5	5.50	1.7
SR5	2/10/2014 1:35	29.41	75.2	**4.85**	2.8	SR5	2/10/2014 7:35	29.47	82.9	5.47	2.1	SR5	2/10/2014 13:35	29.45	72.6	**4.72**	3.4	SR5	2/10/2014 19:35	29.74	84.4	5.49	1.9
SR5	2/10/2014 1:40	29.42	75.1	**4.85**	2.8	SR5	2/10/2014 7:40	29.48	82.6	5.45	2.0	SR5	2/10/2014 13:40	29.47	71.3	**4.64**	3.3	SR5	2/10/2014 19:40	29.76	84.5	5.49	1.7
SR5	2/10/2014 1:45	29.45	74.1	**4.79**	2.7	SR5	2/10/2014 7:45	29.48	82.5	5.44	2.3	SR5	2/10/2014 13:45	29.45	71.6	**4.65**	3.2	SR5	2/10/2014 19:45	29.76	84.7	5.51	1.8
SR5	2/10/2014 1:50	29.40	76.4	**4.93**	2.9	SR5	2/10/2014 7:50	29.52	81.7	**5.37**	2.3	SR5	2/10/2014 13:50	29.46	72.0	**4.68**	3.6	SR5	2/10/2014 19:50	29.75	85.3	5.55	1.8
SR5	2/10/2014 1:55	29.50	79.2	**5.14**	2.0	SR5	2/10/2014 7:55	29.48	82.0	5.40	1.8	SR5	2/10/2014 13:55	29.44	73.1	**4.74**	2.9	SR5	2/10/2014 19:55	29.75	85.8	5.58	1.7
SR5	2/10/2014 2:00	29.52	80.9	**5.25**	2.2	SR5	2/10/2014 8:00	29.49	81.3	**5.35**	2.0	SR5	2/10/2014 14:00	29.43	72.8	**4.73**	3.2	SR5	2/10/2014 20:00	29.74	85.5	5.56	1.8
SR5	2/10/2014 2:05	29.55	80.8	**5.25**	2.1	SR5	2/10/2014 8:05	29.49	81.6	**5.37**	2.4	SR5	2/10/2014 14:05	29.48	72.0	**4.68**	3.6	SR5	2/10/2014 20:05	29.75	84.8	5.51	1.7
SR5	2/10/2014 2:10	29.55	81.7	**5.31**	1.8	SR5	2/10/2014 8:10	29.48	81.5	**5.37**	2.4	SR5	2/10/2014 14:10	29.44	71.5	**4.64**	3.7	SR5	2/10/2014 20:10	29.75	84.6	5.50	1.9
SR5	2/10/2014 2:15	29.57	81.0	**5.26**	2.0	SR5	2/10/2014 8:15	29.52	81.1	**5.33**	2.5	SR5	2/10/2014 14:15	29.44	71.6	**4.65**	3.5	SR5	2/10/2014 20:15	29.72	83.6	5.44	1.8
SR5	2/10/2014 2:20	29.54	80.5	**5.22**	2.0	SR5	2/10/2014 8:20	29.51	81.5	**5.36**	2.3	SR5	2/10/2014 14:20	29.43	71.6	**4.64**	3.7	SR5	2/10/2014 20:20	29.73	83.3	5.42	1.8
SR5	2/10/2014 2:25	29.54	80.2	**5.21**	2.0	SR5	2/10/2014 8:25	29.49	81.9	5.40	2.3	SR5	2/10/2014 14:25	29.43	71.7	**4.65**	3.3	SR5	2/10/2014 20:25	29.74	82.6	**5.37**	1.5
SR5	2/10/2014 2:30	29.53	80.3	**5.22**	2.0	SR5	2/10/2014 8:30	29.50	81.4	**5.36**	2.3	SR5	2/10/2014 14:30	29.45	71.5	**4.64**	3.9	SR5	2/10/2014 20:30	29.74	82.1	**5.34**	1.7
SR5	2/10/2014 2:35	29.53	79.6	**5.17**	2.0	SR5	2/10/2014 8:35	29.49	79.8	**5.25**	2.4	SR5	2/10/2014 14:35	29.46	71.4	**4.63**	3.7	SR5	2/10/2014 20:35	29.74	82.1	**5.34**	1.8
SR5	2/10/2014 2:40	29.54	79.9	**5.19**	2.0	SR5	2/10/2014 8:40	29.50	79.3	**5.22**	2.3	SR5	2/10/2014 14:40	29.51	71.6	**4.64**	3.6	SR5	2/10/2014 20:40	29.73	81.9	**5.33**	1.6
SR5	2/10/2014 2:45	29.53	79.2	**5.14**	2.0	SR5	2/10/2014 8:45	29.50	78.8	**5.18**	2.7	SR5	2/10/2014 14:45	29.44	71.3	**4.63**	3.3	SR5	2/10/2014 20:45	29.73	81.5	**5.30**	1.5
SR5	2/10/2014 2:50	29.53	79.8	**5.18**	2.1	SR5	2/10/2014 8:50	29.51	78.6	**5.17**	2.8	SR5	2/10/2014 14:50	29.44	70.8	**4.60**	3.0	SR5	2/10/2014 20:50	29.71	84.1	5.48	1.4
SR5	2/10/2014 2:55	29.53	78.6	**5.10**	2.1	SR5	2/10/2014 8:55	29.51	79.2	**5.21**	3.3	SR5	2/10/2014 14:55	29.47	70.9	**4.60**	3.5	SR5	2/10/2014 20:55	29.73	82.1	**5.35**	1.5
SR5	2/10/2014 3:00	29.53	79.4	**5.16**	2.1	SR5	2/10/2014 9:00	29.51	79.2	**5.21**	3.3	SR5	2/10/2014 15:00	29.46	71.2	**4.62**	3.1	SR5	2/10/2014 21:00	29.73	82.6	**5.38**	1.5
SR5	2/10/2014 3:05	29.51	78.0	**5.07**	1.8	SR5	2/10/2014 9:05	29.50	79.8	**5.26**	2.2	SR5	2/10/2014 15:05	29.44	71.9	**4.66**	3.0	SR5	2/10/2014 21:05	29.73	83.0	5.40	1.6
SR5	2/10/2014 3:10	29.51	77.7	**5.05**	1.8	SR5	2/10/2014 9:10	29.50	79.4	**5.22**	2.5	SR5	2/10/2014 15:10	29.45	71.8	**4.65**	2.9	SR5	2/10/2014 21:10	29.73	81.3	**5.29**	1.5
SR5	2/10/2014 3:15	29.51	78.3	**5.09**	1.9	SR5	2/10/2014 9:15	29.47	78.9	**5.20**	2.1	SR5	2/10/2014 15:15	29.46	71.1	**4.62**	2.7	SR5	2/10/2014 21:15	29.73	83.2	5.42	1.4
SR5	2/10/2014 3:20	29.51	78.4	**5.09**	1.9	SR5	2/10/2014 9:20	29.42	77.8	**5.14**	2.4	SR5	2/10/2014 15:20	29.43	69.8	**4.52**	3.2	SR5	2/10/2014 21:20	29.72	83.9	5.47	1.4
SR5	2/10/2014 3:25	29.51	78.4	**5.09**	1.8	SR5	2/10/2014 9:25	29.45	78.1	**5.15**	2.3	SR5	2/10/2014 15:25	29.43	69.1	**4.48**	2.8	SR5	2/10/2014 21:25	29.72	84.1	5.48	1.4
SR5	2/10/2014 3:30	29.48	80.7	**5.26**	2.0	SR5	2/10/2014 9:30	29.47	78.2	**5.15**	2.3	SR5	2/10/2014 15:30	29.44	72.4	**4.69**	2.6	SR5	2/10/2014 21:30	29.72	83.5	5.44	1.4
SR5	2/10/2014 3:35	29.48	81.0	**5.28**	1.9	SR5	2/10/2014 9:35	29.49	78.2	**5.15**	2.3	SR5	2/10/2014 15:35	29.44	73.6	**4.77**	3.4	SR5	2/10/2014 21:35	29.73	83.5	5.43	1.6
SR5	2/10/2014 3:40	29.47	80.7	**5.26**	1.9	SR5	2/10/2014 9:40	29.49	77.5	**5.10**	2.3	SR5	2/10/2014 15:40	29.44	74.3	**4.81**	2.6	SR5	2/10/2014 21:40	29.72	84.1	5.48	1.4
SR5	2/10/2014 3:45	29.46	81.2	**5.30**	1.9	SR5	2/10/2014 9:45	29.49	77.8	**5.12**	2.3	SR5	2/10/2014 15:45	29.44	72.4	**4.69**	3.0	SR5	2/10/2014 21:45	29.72	82.3	**5.35**	1.6
SR5	2/10/2014 3:50	29.47	81.0	**5.28**	1.9	SR5	2/10/2014 9:50	29.49	77.1	**5.08**	2.5	SR5	2/10/2014 15:50	29.44	71.6	**4.64**	2.9	SR5	2/10/2014 21:50	29.65	86.3	5.64	1.0
SR5	2/10/2014 3:55	29.45	81.2	**5.30**	2.1	SR5	2/10/2014 9:55	29.49	77.3	**5.09**	2.5	SR5	2/10/2014 15:55	29.44	74.1	**4.80**	3.2	SR5	2/10/2014 21:55	29.76	85.9	5.60	1.1
SR5	2/10/2014 4:00	29.46	79.7	**5.20**	1.9	SR5	2/10/2014 10:00	29.49	77.1	**5.08**	2.4	SR5	2/10/2014 16:00	29.46	71.4	**4.63**	2.7	SR5	2/10/2014 22:00	29.75	86.1	5.62	1.1
SR5	2/10/2014 4:05	29.46	80.8	**5.27**	1.9	SR5	2/10/2014 10:05	29.48	76.3	**5.03**	2.7	SR5	2/10/2014 16:05	29.44	71.8	**4.65**	2.6	SR5	2/10/2014 22:05	29.79	85.7	5.59	1.2
SR5	2/10/2014 4:10	29.45	82.1	**5.36**	1.7	SR5	2/10/2014 10:10	29.48	76.1	**5.02**	3.2	SR5	2/10/2014 16:10	29.44	73.2	**4.74**	3.1	SR5	2/10/2014 22:10	29.79	85.2	5.55	1.2
SR5	2/10/2014 4:15	29.43	82.9	5.43	1.7	SR5	2/10/2014 10:15	29.48	76.2	**5.02**	3.8	SR5	2/10/2014 16:15	29.44	72.6	**4.70**	2.6	SR5	2/10/2014 22:15	29.79	85.9	5.60	1.2
SR5	2/10/2014 4:20	29.44	82.3	**5.38**	1.7	SR5	2/10/2014 10:20	29.48	75.4	**4.97**	2.5	SR5	2/10/2014 16:20	29.44	74.5	**4.82**	2.5	SR5	2/10/2014 22:20	29.80	86.3	5.63	1.2
SR5	2/10/2014 4:25	29.40	82.6	5.41	1.6	SR5	2/10/2014 10:25	29.46	76.2	**5.02**	2.8	SR5	2/10/2014 16:25	29.43	74.1	**4.79**	3.1	SR5	2/10/2014 22:25	29.81	86.9	5.67	1.3
SR5	2/10/2014 4:30	29.41	84.1	5.52	1.6	SR5	2/10/2014 10:30	29.47	76.9	**5.06**	2.5	SR5	2/10/2014 16:30	29.43	73.7	**4.77**	3.0	SR5	2/10/2014 22:30	29.77	88.7	5.81	1.3
SR5	2/10/2014 4:35	29.48	83.1	5.44	1.6	SR5	2/10/2014 10:35	29.48	74.6	**4.91**	2.3	SR5	2/10/2014 16:35	29.42	73.2	**4.74**	3.0	SR5	2/10/2014 22:35	29.87	87.6	5.74	1.7
SR5	2/10/2014 4:40	29.50	83.0	5.43	1.7	SR5	2/10/2014 10:40	29.48	73.2	**4.82**	2.5	SR5	2/10/2014 16:40	29.43	72.3	**4.68**	2.6	SR5	2/10/2014 22:40	29.84	86.8	5.68	1.6
SR5	2/10/2014 4:45	29.51	82.6	5.41	1.7	SR5	2/10/2014 10:45	29.50	74.1	**4.88**	2.2	SR5	2/10/2014 16:45	29.43	71.4	**4.62**	2.7	SR5	2/10/2014 22:45	29.85	86.3	5.65	1.7
SR5	2/10/2014 4:50	29.50	83.0	5.44	1.6	SR5	2/10/2014 10:50	29.52	74.1	**4.88**	2.2	SR5	2/10/2014 16:50	29.42	70.5	**4.56**	3.2	SR5	2/10/2014 22:50	29.86	86.0	5.63	1.6
SR5	2/10/2014 4:55	29.47	83.2	5.46	1.7	SR5	2/10/2014 10:55	29.50	74.9	**4.93**	2.5	SR5	2/10/2014 16:55	29.42	70.4	**4.55**	2.7	SR5	2/10/2014 22:55	29.80	86.7	5.69	1.7
SR5	2/10/2014 5:00	29.51	83.8	5.50	1.6	SR5	2/10/2014 11:00	29.50	75.4	**4.96**	2.4	SR5	2/10/2014 17:00	29.40	72.2	**4.66**	3.4	SR5	2/10/2014 23:00	29.87	85.9	5.61	1.8
SR5	2/10/2014 5:05	29.52	83.7	5.49	1.6	SR5	2/10/2014 11:05	29.58	78.6	**5.16**	2.4	SR5	2/10/2014 17:05	29.40	71.5	**4.62**	3.1	SR5	2/10/2014 23:05	29.85	85.5	5.59	1.8
SR5	2/10/2014 5:10	29.49	84.7	5.56	1.6	SR5	2/10/2014 11:10	29.59	78.2	**5.14**	2.2	SR5	2/10/2014 17:10	29.40	70.9	**4.59**	3.0	SR5	2/10/2014 23:10	29.86	84.8	5.54	1.5
SR5	2/10/2014 5:15	29.47	84.1	5.52	1.7	SR5	2/10/2014 11:15	29.62	79.9	**5.24**	2.6	SR5	2/10/2014 17:15	29.41	71.4	**4.62**	2.6	SR5	2/10/2014 23:15	29.84	85.2	5.58	1.9
SR5	2/10/2014 5:20	29.50	83.0	5.44	1.9	SR5	2/10/2014 11:20	29.63	80.1	**5.26**	2.3	SR5	2/10/2014 17:20	29.46	74.3	**4.80**	2.8	SR5	2/10/2014 23:20	29.84	85.4	5.58	1.8
SR5	2/10/2014 5:25	29.47	82.6	5.42	2.1	SR5	2/10/2014 11:25	29.62	79.3	**5.21**	2.6	SR5	2/10/2014 17:25	29.52	72.8	**4.71**	2.4	SR5	2/10/2014 23:25	29.85	84.7	5.54	1.8
SR5	2/10/2014 5:30	29.49	83.0	5.45	1.7	SR5	2/10/2014 11:30	29.62	79.5	**5.22**	2.9	SR5	2/10/2014 17:30	29.61	77.4	**5.02**	2.1	SR5	2/10/2014 23:30	29.83	83.4	5.46	1.6
SR5	2/10/2014 5:35	29.50	81.8	**5.37**	1.6	SR5	2/10/2014 11:35	29.54	78.5	**5.16**	2.7	SR5	2/10/2014 17:35	29.63	80.9	**5.26**	2.3	SR5	2/10/2014 23:35	29.83	84.6	5.54	1.8
SR5	2/10/2014 5:40	29.51	82.6	5.42	1.7	SR5	2/10/2014 11:40	29.54	78.3	**5.15**	2.4	SR5	2/10/2014 17:40	29.63	79.9	**5.19**	2.2	SR5	2/10/2014 23:40	29.83	84.1	5.51	1.6
SR5	2/10/2014 5:45	29.45	82.3	5.40	1.9	SR5	2/10/2014 11:45	29.63	80.2	**5.26**	2.5	SR5	2/10/2014 17:45	29.62	79.6	**5.17**	2.4	SR5	2/10/2014 23:45	29.82	84.3	5.52	1.7
SR5	2/10/2014 5:50	29.47	81.5	**5.34**	2.0	SR5	2/10/2014 11:50	29.56	79.2	**5.20**	2.8	SR5	2/10/2014 17:50	29.58	80.0	**5.21**	2.1	SR5	2/10/2014 23:50	29.80	84.9	5.56	1.7
SR5	2/10/2014 5:55	29.48	81.1	**5.33**	2.2	SR5	2/10/2014 11:55	29.60	79.8	**5.24**	2.3	SR5	2/10/2014 17:55	29.57	79.6	**5.17**	2.3	SR5	2/10/2014 23:55	29.77	85.0	5.58	1.6

Station	Timestamp	Temp (° C)	DO (%)	DO (mg/L)	Tur (NTU)	Station	Timestamp	Temp (° C)	DO (%)	DO (mg/L)	Tur (NTU)	Station	Timestamp	Temp (° C)	DO (%)	DO (mg/L)	Tur (NTU)	Station	Timestamp	Temp (°C)	DO (%)	DO (mg/L)	Tur (NTU)
SR9	2/10/2014 0:00	30.12	145.9	9.48	2.1	SR9	2/10/2014 6:00	29.82	116.8	7.68	1.8	SR9	2/10/2014 12:00	29.95	131.4	8.58	1.3	SR9	2/10/2014 18:00	30.01	153.4	10.08	3.1
SR9	2/10/2014 0:05	30.13	145.9	9.47	2.2	SR9	2/10/2014 6:05	29.82	116.0	7.63	2.1	SR9	2/10/2014 12:05	29.91	132.3	8.64	1.2	SR9	2/10/2014 18:05	29.97	144.7	9.53	3.5
SR9	2/10/2014 0:10	30.15	148.0	9.50	2.0	SR9	2/10/2014 6:10	29.81	114.3	7.52	1.8	SR9	2/10/2014 12:10	30.08	133.3	8.65	1.4	SR9	2/10/2014 18:10	29.95	146.5	9.64	3.3
SR9	2/10/2014 0:15	30.14	149.2	9.62	2.1	SR9	2/10/2014 6:15	29.79	113.7	7.48	2.1	SR9	2/10/2014 12:15	29.86	133.9	8.74	1.3	SR9	2/10/2014 18:15	29.99	152.5	10.03	2.7
SR9	2/10/2014 0:20	30.15	149.6	9.72	1.8	SR9	2/10/2014 6:20	29.78	110.1	7.25	1.9	SR9	2/10/2014 12:20	29.96	135.5	8.82	1.4	SR9	2/10/2014 18:20	30.00	153.3	10.09	2.8
SR9	2/10/2014 0:25	30.15	151.0	9.63	1.9	SR9	2/10/2014 6:25	29.79	112.2	7.38	2.0	SR9	2/10/2014 12:25	30.15	136.4	8.85	1.3	SR9	2/10/2014 18:25	29.95	152.3	10.03	3.0
SR9	2/10/2014 0:30	30.14	150.7	9.64	1.7	SR9	2/10/2014 6:30	29.78	109.1	7.16	**4.9**	SR9	2/10/2014 12:30	30.01	137.1	8.92	1.6	SR9	2/10/2014 18:30	29.93	149.2	9.82	2.9
SR9	2/10/2014 0:35	30.14	149.9	9.60	1.8	SR9	2/10/2014 6:35	29.75	108.6	7.14	2.2	SR9	2/10/2014 12:35	30.08	137.6	8.94	**13.4**	SR9	2/10/2014 18:35	29.93	146.8	9.64	3.0
SR9	2/10/2014 0:40	30.13	150.3	9.64	1.8	SR9	2/10/2014 6:40	29.70	105.6	6.95	1.9	SR9	2/10/2014 12:40	29.97	137.9	9.01	1.5	SR9	2/10/2014 18:40	29.90	142.7	9.31	3.5
SR9	2/10/2014 0:45	30.14	150.3	9.63	1.8	SR9	2/10/2014 6:45	29.71	106.2	6.99	2.0	SR9	2/10/2014 12:45	29.91	139.3	9.10	1.7	SR9	2/10/2014 18:45	29.87	138.6	9.08	3.8
SR9	2/10/2014 0:50	30.13	149.8	9.59	1.8	SR9	2/10/2014 6:50	29.72	107.7	7.10	1.8	SR9	2/10/2014 12:50	30.00	140.7	9.17	1.6	SR9	2/10/2014 18:50	29.86	134.1	8.78	4.2
SR9	2/10/2014 0:55	30.13	149.5	9.57	1.8	SR9	2/10/2014 6:55	29.72	108.1	7.11	1.8	SR9	2/10/2014 12:55	29.92	141.1	9.21	1.7	SR9	2/10/2014 18:55	29.83	129.6	8.47	**4.9**
SR9	2/10/2014 1:00	30.13	149.0	9.53	1.9	SR9	2/10/2014 7:00	29.72	107.2	7.07	2.0	SR9	2/10/2014 13:00	29.89	140.2	9.19	1.8	SR9	2/10/2014 19:00	29.86	129.9	8.56	4.4
SR9	2/10/2014 1:05	30.13	148.3	9.50	1.8	SR9	2/10/2014 7:05	29.70	106.6	7.02	1.9	SR9	2/10/2014 13:05	29.92	141.8	9.27	1.5	SR9	2/10/2014 19:05	29.82	125.6	8.23	**5.1**
SR9	2/10/2014 1:10	30.13	147.8	9.45	2.0	SR9	2/10/2014 7:10	29.67	104.6	6.90	2.1	SR9	2/10/2014 13:10	29.82	139.1	9.12	1.7	SR9	2/10/2014 19:10	29.80	122.0	8.05	**5.4**
SR9	2/10/2014 1:15	30.12	148.1	9.46	2.6	SR9	2/10/2014 7:15	29.67	104.2	6.87	1.8	SR9	2/10/2014 13:15	29.88	142.8	9.35	1.5	SR9	2/10/2014 19:15	29.84	123.7	8.11	**5.2**
SR9	2/10/2014 1:20	30.14	148.1	9.46	2.0	SR9	2/10/2014 7:20	29.68	104.4	6.87	2.2	SR9	2/10/2014 13:20	29.90	143.0	9.37	2.4	SR9	2/10/2014 19:20	29.79	119.5	7.84	**5.8**
SR9	2/10/2014 1:25	30.13	147.8	9.44	2.0	SR9	2/10/2014 7:25	29.67	103.8	6.84	1.9	SR9	2/10/2014 13:25	29.87	144.0	9.43	1.7	SR9	2/10/2014 19:25	29.76	116.5	7.64	**6.3**
SR9	2/10/2014 1:30	30.12	147.1	9.41	2.3	SR9	2/10/2014 7:30	29.69	105.3	6.94	1.8	SR9	2/10/2014 13:30	29.86	144.7	9.47	1.8	SR9	2/10/2014 19:30	29.75	114.4	7.49	**6.5**
SR9	2/10/2014 1:35	30.12	147.0	9.41	2.3	SR9	2/10/2014 7:35	29.70	106.1	7.00	2.3	SR9	2/10/2014 13:35	29.90	144.3	9.49	1.7	SR9	2/10/2014 19:35	29.75	114.4	7.50	**6.8**
SR9	2/10/2014 1:40	30.12	146.5	9.51	2.1	SR9	2/10/2014 7:40	29.69	106.2	7.00	1.7	SR9	2/10/2014 13:40	29.89	143.4	9.43	1.7	SR9	2/10/2014 19:40	29.71	112.2	7.35	**6.4**
SR9	2/10/2014 1:45	30.13	146.6	9.49	2.1	SR9	2/10/2014 7:45	29.69	105.7	6.96	1.9	SR9	2/10/2014 13:45	29.95	142.0	9.34	1.6	SR9	2/10/2014 19:45	29.66	108.5	7.11	**7.0**
SR9	2/10/2014 1:50	30.12	145.8	9.44	2.1	SR9	2/10/2014 7:50	29.68	104.2	6.87	1.9	SR9	2/10/2014 13:50	29.93	140.5	9.28	1.7	SR9	2/10/2014 19:50	29.72	112.2	7.36	**7.1**
SR9	2/10/2014 1:55	30.13	146.1	9.44	1.9	SR9	2/10/2014 7:55	29.68	104.6	6.91	2.0	SR9	2/10/2014 13:55	29.94	142.2	9.34	1.8	SR9	2/10/2014 19:55	29.68	111.0	7.26	**6.1**
SR9	2/10/2014 2:00	30.13	145.5	9.41	1.7	SR9	2/10/2014 8:00	29.67	104.5	6.91	1.9	SR9	2/10/2014 14:00	29.98	138.2	9.11	2.6	SR9	2/10/2014 20:00	29.66	108.3	7.10	**6.3**
SR9	2/10/2014 2:05	30.13	144.8	9.38	1.9	SR9	2/10/2014 8:05	29.67	103.7	6.89	1.7	SR9	2/10/2014 14:05	29.92	139.9	9.21	2.1	SR9	2/10/2014 20:05	29.67	107.6	7.04	**6.1**
SR9	2/10/2014 2:10	30.12	144.4	9.34	1.7	SR9	2/10/2014 8:10	29.67	103.8	6.90	1.7	SR9	2/10/2014 14:10	29.90	139.2	9.18	2.2	SR9	2/10/2014 20:10	29.67	109.1	7.19	**6.8**
SR9	2/10/2014 2:15	30.12	144.5	9.35	1.8	SR9	2/10/2014 8:15	29.72	105.7	7.03	1.3	SR9	2/10/2014 14:15	29.90	139.6	9.22	2.2	SR9	2/10/2014 20:15	29.71	113.6	7.48	**5.8**
SR9	2/10/2014 2:20	30.11	144.1	9.30	1.9	SR9	2/10/2014 8:20	29.70	105.1	6.98	1.6	SR9	2/10/2014 14:20	29.90	140.8	9.31	2.0	SR9	2/10/2014 20:20	29.67	111.6	7.35	**5.8**
SR9	2/10/2014 2:25	30.11	143.9	9.33	1.7	SR9	2/10/2014 8:25	29.69	105.0	6.98	1.4	SR9	2/10/2014 14:25	29.93	142.6	9.37	2.1	SR9	2/10/2014 20:25	29.68	113.8	7.46	**5.4**
SR9	2/10/2014 2:30	30.10	143.1	9.28	1.9	SR9	2/10/2014 8:30	29.73	106.7	7.08	1.2	SR9	2/10/2014 14:30	29.91	144.0	9.48	2.1	SR9	2/10/2014 20:30	29.70	115.0	7.56	**5.5**
SR9	2/10/2014 2:35	30.11	142.0	9.19	1.8	SR9	2/10/2014 8:35	29.76	110.2	7.30	1.3	SR9	2/10/2014 14:35	29.93	144.0	9.48	2.0	SR9	2/10/2014 20:35	29.69	114.5	7.53	**4.9**
SR9	2/10/2014 2:40	30.10	141.4	9.09	1.8	SR9	2/10/2014 8:40	29.75	109.9	7.28	1.3	SR9	2/10/2014 14:40	29.94	146.2	9.61	2.2	SR9	2/10/2014 20:40	29.70	115.3	7.56	**5.5**
SR9	2/10/2014 2:45	30.10	141.7	9.10	1.9	SR9	2/10/2014 8:45	29.73	108.3	7.19	1.3	SR9	2/10/2014 14:45	29.88	145.5	9.58	2.3	SR9	2/10/2014 20:45	29.70	115.3	7.57	**5.2**
SR9	2/10/2014 2:50	30.10	141.6	9.09	1.9	SR9	2/10/2014 8:50	29.75	110.6	7.33	1.4	SR9	2/10/2014 14:50	29.86	141.9	9.34	2.9	SR9	2/10/2014 20:50	29.68	113.1	7.42	**5.6**
SR9	2/10/2014 2:55	30.09	141.5	9.09	1.7	SR9	2/10/2014 8:55	29.72	109.6	7.28	1.5	SR9	2/10/2014 14:55	29.83	137.2	9.00	3.7	SR9	2/10/2014 20:55	29.69	113.3	7.42	**5.6**
SR9	2/10/2014 3:00	30.08	141.4	9.14	2.0	SR9	2/10/2014 9:00	29.76	113.1	7.51	1.6	SR9	2/10/2014 15:00	29.84	138.7	9.09	3.7	SR9	2/10/2014 21:00	29.69	112.7	7.39	**5.3**
SR9	2/10/2014 3:05	30.08	140.7	9.09	2.1	SR9	2/10/2014 9:05	29.72	110.8	7.36	1.4	SR9	2/10/2014 15:05	29.86	142.3	9.35	3.7	SR9	2/10/2014 21:05	29.67	112.9	7.41	4.5
SR9	2/10/2014 3:10	30.07	139.9	9.06	1.6	SR9	2/10/2014 9:10	29.76	114.7	7.62	1.4	SR9	2/10/2014 15:10	29.86	141.9	9.33	3.3	SR9	2/10/2014 21:10	29.64	111.4	7.29	**5.1**
SR9	2/10/2014 3:15	30.07	140.0	9.08	**9.3**	SR9	2/10/2014 9:15	29.75	115.2	7.61	1.5	SR9	2/10/2014 15:15	29.87	142.2	9.34	3.9	SR9	2/10/2014 21:15	29.63	111.2	7.30	**5.1**
SR9	2/10/2014 3:20	30.06	140.0	9.08	2.5	SR9	2/10/2014 9:20	29.74	112.8	7.44	1.9	SR9	2/10/2014 15:20	29.87	139.4	9.14	3.9	SR9	2/10/2014 21:20	29.64	111.2	7.31	4.6
SR9	2/10/2014 3:25	30.03	139.0	9.01	1.7	SR9	2/10/2014 9:25	29.73	112.7	7.47	1.8	SR9	2/10/2014 15:25	29.91	145.1	9.52	3.7	SR9	2/10/2014 21:25	29.66	111.3	7.31	**5.1**
SR9	2/10/2014 3:30	30.03	138.1	8.95	1.6	SR9	2/10/2014 9:30	29.75	116.7	7.73	1.4	SR9	2/10/2014 15:30	29.90	145.7	9.59	3.4	SR9	2/10/2014 21:30	29.66	111.7	7.31	**4.9**
SR9	2/10/2014 3:35	30.01	136.8	8.88	1.9	SR9	2/10/2014 9:35	29.76	119.3	7.90	1.3	SR9	2/10/2014 15:35	29.93	148.3	9.76	3.5	SR9	2/10/2014 21:35	29.66	111.7	7.34	4.7
SR9	2/10/2014 3:40	30.02	137.7	8.92	1.8	SR9	2/10/2014 9:40	29.75	121.4	8.04	1.2	SR9	2/10/2014 15:40	29.90	141.4	9.29	3.8	SR9	2/10/2014 21:40	29.66	111.9	7.34	**4.9**
SR9	2/10/2014 3:45	30.02	137.7	8.94	2.3	SR9	2/10/2014 9:45	29.78	123.4	8.15	1.1	SR9	2/10/2014 15:45	29.91	142.7	9.37	4.3	SR9	2/10/2014 21:45	29.68	113.6	7.46	**4.8**
SR9	2/10/2014 3:50	30.02	137.4	8.89	1.9	SR9	2/10/2014 9:50	29.79	124.4	8.21	1.5	SR9	2/10/2014 15:50	29.90	139.7	9.17	4.2	SR9	2/10/2014 21:50	29.70	114.9	7.57	4.6
SR9	2/10/2014 3:55	30.02	136.5	8.90	1.7	SR9	2/10/2014 9:55	29.80	125.9	8.29	1.4	SR9	2/10/2014 15:55	29.89	131.3	8.63	4.7	SR9	2/10/2014 21:55	29.69	115.0	7.55	4.5
SR9	2/10/2014 4:00	30.01	135.2	8.77	1.8	SR9	2/10/2014 10:00	29.82	127.3	8.35	1.4	SR9	2/10/2014 16:00	29.94	138.1	9.05	**5.4**	SR9	2/10/2014 22:00	29.67	113.7	7.47	4.2
SR9	2/10/2014 4:05	30.00	135.3	8.79	1.9	SR9	2/10/2014 10:05	29.79	128.3	8.44	1.4	SR9	2/10/2014 16:05	29.86	131.3	8.62	4.5	SR9	2/10/2014 22:05	29.69	115.0	7.55	4.0
SR9	2/10/2014 4:10	30.00	134.0	8.81	2.0	SR9	2/10/2014 10:10	29.80	129.3	8.48	1.3	SR9	2/10/2014 16:10	29.89	133.0	8.75	4.6	SR9	2/10/2014 22:10	29.69	115.4	7.58	4.1
SR9	2/10/2014 4:15	29.99	135.0	8.87	1.6	SR9	2/10/2014 10:15	29.84	130.9	8.58	1.2	SR9	2/10/2014 16:15	29.92	138.2	9.07	4.4	SR9	2/10/2014 22:15	29.70	119.0	7.83	3.9
SR9	2/10/2014 4:20	29.98	135.1	8.87	1.7	SR9	2/10/2014 10:20	29.84	133.0	8.73	1.3	SR9	2/10/2014 16:20	29.94	140.3	9.21	4.2	SR9	2/10/2014 22:20	29.71	121.1	7.99	3.4
SR9	2/10/2014 4:25	29.97	134.8	8.84	1.7	SR9	2/10/2014 10:25	29.89	133.2	8.73	1.3	SR9	2/10/2014 16:25	29.92	139.9	9.18	3.6	SR9	2/10/2014 22:25	29.76	126.1	8.26	3.0
SR9	2/10/2014 4:30	29.97	134.8	8.83	1.5	SR9	2/10/2014 10:30	29.87	135.4	8.86	1.2	SR9	2/10/2014 16:30	29.93	142.4	9.31	3.7	SR9	2/10/2014 22:30	29.82	132.6	8.69	2.8
SR9	2/10/2014 4:35	29.96	134.7	8.85	1.6	SR9	2/10/2014 10:35	29.82	132.9	8.72	1.2	SR9	2/10/2014 16:35	29.86	140.9	9.24	2.8	SR9	2/10/2014 22:35	29.81	133.4	8.73	2.9
SR9	2/10/2014 4:40	29.96	134.4	8.81	2.5	SR9	2/10/2014 10:40	29.93	138.7	9.10	1.2	SR9	2/10/2014 16:40	29.94	143.7	9.44	3.2	SR9	2/10/2014 22:40	29.80	135.1	8.85	2.8
SR9	2/10/2014 4:45	29.96	133.5	8.74	1.7	SR9	2/10/2014 10:45	30.04	138.4	9.04	1.0	SR9	2/10/2014 16:45	30.03	150.0	9.88	3.7	SR9	2/10/2014 22:45	29.74	128.4	8.42	3.2
SR9	2/10/2014 4:50	29.93	130.9	8.57	1.9	SR9	2/10/2014 10:50	29.98	137.9	9.00	1.5	SR9	2/10/2014 16:50	30.00	148.7	9.82	3.2	SR9	2/10/2014 22:50	29.82	135.7	8.88	2.6
SR9	2/10/2014 4:55	29.90	126.8	8.30	2.3	SR9	2/10/2014 10:55	30.02	130.7	8.54	1.0	SR9	2/10/2014 16:55	29.92	146.4	9.68	2.5	SR9	2/10/2014 22:55	29.80	137.4	9.03	2.3
SR9	2/10/2014 5:00	29.91	128.0	8.38	2.0	SR9	2/10/2014 11:00	29.94	132.9	8.71	1.3	SR9	2/10/2014 17:00	29.92	146.8	9.70	2.6	SR9	2/10/2014 23:00	29.76	133.1	8.73	2.7
SR9	2/10/2014 5:05	29.88	124.9	8.19	2.3	SR9	2/10/2014 11:05	30.00	127.2	8.32	0.9	SR9	2/10/2014 17:05	29.92	146.0	9.62	2.4	SR9	2/10/2014 23:05	29.76	132.7	8.69	3.1
SR9	2/10/2014 5:10	29.89	124.8	8.18	2.1	SR9	2/10/2014 11:10	29.94	129.2	8.42	1.4	SR9	2/10/2014 17:10	29.94	151.3	9.98	2.1	SR9	2/10/2014 23:10	29.81	136.5	8.93	2.5
SR9	2/10/2014 5:15	29.87	123.3	8.10	2.1	SR9	2/10/2014 11:15	29.97	128.4	8.42	1.0	SR9	2/10/2014 17:15	29.91	149.6	9.89	1.9	SR9	2/10/2014 23:15	29.81	136.8	8.95	2.7
SR9	2/10/2014 5:20	29.85	120.3	7.90	2.0	SR9	2/10/2014 11:20	29.92	129.3	8.48	1.0	SR9	2/10/2014 17:20	29.96	155.6	10.28	2.1	SR9	2/10/2014 23:20	29.83	137.1	8.96	2.6
SR9	2/10/2014 5:25	29.83	116.7	7.67	2.0	SR9	2/10/2014 11:25	29.99	128.6	8.41	1.0	SR9	2/10/2014 17:25	29.92	153.4	10.10	2.4	SR9	2/10/2014 23:25	29.80	135.1	8.84	2.2
SR9	2/10/2014 5:30	29.87	121.1	7.96	1.7	SR9	2/10/2014 11:30	29.87	130.6	8.57	1.1	SR9	2/10/2014 17:30	29.96	155.9	10.26	2.6	SR9	2/10/2014 23:30	29.77	132.4	8.68	2.6
SR9	2/10/2014 5:35	29.86	119.4	7.85	1.9	SR9	2/10/2014 11:35	29.81	131.6	8.64	1.3	SR9	2/10/2014 17:35	29.95	154.7	10.16	2.4	SR9	2/10/2014 23:35	29.76	130.8	8.57	2.7
SR9	2/10/2014 5:40	29.83	116.3	7.65	1.9	SR9	2/10/2014 11:40	30.07	127.0	8.25	1.0	SR9	2/10/2014 17:40	30.03	164.8	10.80	3.2	SR9	2/10/2014 23:40	29.81	133.5	8.74	2.7
SR9	2/10/2014 5:45	29.84	118.6	7.79	1.7	SR9	2/10/2014 11:45	29.85	130.5	8.52	1.3	SR9	2/10/2014 17:45	29.93	157.3	10.38	3.0	SR9	2/10/2014 23:45	29.79	133.6	8.74	2.9
SR9	2/10/2014 5:50	29.84	118.4	7.79	1.9	SR9	2/10/2014 11:50	29.95	129.2	8.43	1.1	SR9	2/10/2014 17:50	30.03	159.6	10.49	2.6	SR9	2/10/2014 23:50	29.71	131.4	8.64	2.3
SR9	2/10/2014 5:55	29.83	117.3	7.72	1.8	SR9	2/10/2014 11:55	29.83	131.8	8.60	1.1	SR9	2/10/2014 17:55	30.07	161.5	10.61	2.7	SR9	2/10/2014 23:55	29.77	134.7	8.86	2.8

Station	Timestamp	Temp (° C)	DO (%)	DO (mg/L)	Tur (NTU)	Station	Timestamp	Temp (° C)	DO (%)	DO (mg/L)	Tur (NTU)	Station	Timestamp	Temp (° C)	DO (%)	DO (mg/L)	Tur (NTU)	Station	Timestamp	Temp (°C)	DO (%)	DO (mg/L)	Tur (NTU)
SR10	2/10/2014 0:00	29.44	101.8	6.51	1.4	SR10	2/10/2014 6:00	29.33	97.4	6.25	0.1	SR10	2/10/2014 12:00	29.48	79.9	**5.13**	0.6	SR10	2/10/2014 18:00	29.63	93.6	5.99	0.8
SR10	2/10/2014 0:05	29.50	101.9	6.51	0.5	SR10	2/10/2014 6:05	29.41	98.5	6.31	0.5	SR10	2/10/2014 12:05	29.46	78.3	**5.03**	0.6	SR10	2/10/2014 18:05	29.57	89.2	**5.71**	1.1
SR10	2/10/2014 0:10	29.50	102.3	6.53	0.4	SR10	2/10/2014 6:10	29.27	95.3	6.13	0.4	SR10	2/10/2014 12:10	29.46	81.3	**5.22**	1.0	SR10	2/10/2014 18:10	29.49	80.6	**5.16**	2.1
SR10	2/10/2014 0:15	29.51	103.6	6.62	0.2	SR10	2/10/2014 6:15	29.27	94.8	6.09	0.4	SR10	2/10/2014 12:15	29.45	79.7	**5.12**	0.8	SR10	2/10/2014 18:15	29.46	80.9	**5.19**	2.1
SR10	2/10/2014 0:20	29.52	102.3	6.54	0.4	SR10	2/10/2014 6:20	29.21	92.3	**5.94**	0.2	SR10	2/10/2014 12:20	29.49	82.5	**5.30**	0.5	SR10	2/10/2014 18:20	29.49	80.5	**5.15**	2.1
SR10	2/10/2014 0:25	29.54	104.9	6.70	0.3	SR10	2/10/2014 6:25	29.25	93.2	5.99	0.2	SR10	2/10/2014 12:25	29.47	83.9	**5.39**	0.8	SR10	2/10/2014 18:25	29.42	78.4	**5.03**	2.3
SR10	2/10/2014 0:30	29.47	107.0	6.85	0.2	SR10	2/10/2014 6:30	29.20	90.0	**5.80**	0.4	SR10	2/10/2014 12:30	29.47	83.0	**5.33**	0.8	SR10	2/10/2014 18:30	29.37	83.2	**5.33**	2.5
SR10	2/10/2014 0:35	29.51	107.2	6.85	4.3	SR10	2/10/2014 6:35	29.19	89.7	**5.78**	0.1	SR10	2/10/2014 12:35	29.48	80.1	**5.14**	1.2	SR10	2/10/2014 18:35	29.35	80.6	**5.17**	3.1
SR10	2/10/2014 0:40	29.56	106.4	6.79	0.3	SR10	2/10/2014 6:40	29.19	89.2	**5.75**	0.2	SR10	2/10/2014 12:40	29.49	78.3	**5.03**	1.5	SR10	2/10/2014 18:40	29.35	78.1	**5.01**	2.4
SR10	2/10/2014 0:45	29.54	106.9	6.83	0.1	SR10	2/10/2014 6:45	29.21	89.3	**5.76**	0.4	SR10	2/10/2014 12:45	29.46	79.9	**5.13**	1.6	SR10	2/10/2014 18:45	29.38	75.1	**4.81**	2.0
SR10	2/10/2014 0:50	29.53	106.7	6.82	0.1	SR10	2/10/2014 6:50	29.24	89.5	**5.76**	0.3	SR10	2/10/2014 12:50	29.52	76.9	**4.93**	2.9	SR10	2/10/2014 18:50	29.34	78.9	**5.06**	2.3
SR10	2/10/2014 0:55	29.54	105.8	6.76	0.4	SR10	2/10/2014 6:55	29.26	89.7	**5.78**	0.3	SR10	2/10/2014 12:55	29.51	78.3	**5.02**	1.3	SR10	2/10/2014 18:55	29.34	76.4	**4.90**	2.3
SR10	2/10/2014 1:00	29.53	106.3	6.79	0.5	SR10	2/10/2014 7:00	29.27	89.8	**5.78**	0.3	SR10	2/10/2014 13:00	29.46	85.7	**5.50**	1.7	SR10	2/10/2014 19:00	29.34	78.0	**5.00**	2.2
SR10	2/10/2014 1:05	29.53	105.7	6.75	0.3	SR10	2/10/2014 7:05	29.27	89.6	**5.77**	0.2	SR10	2/10/2014 13:05	29.46	88.3	**5.66**	1.6	SR10	2/10/2014 19:05	29.33	78.5	**5.03**	1.9
SR10	2/10/2014 1:10	29.53	104.7	6.69	0.2	SR10	2/10/2014 7:10	29.28	89.3	**5.75**	0.9	SR10	2/10/2014 13:10	29.45	91.4	**5.87**	1.6	SR10	2/10/2014 19:10	29.29	84.0	**5.39**	3.4
SR10	2/10/2014 1:15	29.53	102.8	6.57	0.3	SR10	2/10/2014 7:15	29.29	89.3	**5.75**	0.4	SR10	2/10/2014 13:15	29.49	85.1	**5.46**	1.6	SR10	2/10/2014 19:15	29.28	77.3	**4.96**	3.5
SR10	2/10/2014 1:20	29.52	102.1	6.53	0.4	SR10	2/10/2014 7:20	29.27	88.8	**5.72**	0.4	SR10	2/10/2014 13:20	29.46	93.4	5.99	2.2	SR10	2/10/2014 19:20	29.27	82.2	**5.28**	1.7
SR10	2/10/2014 1:25	29.51	100.4	6.42	0.3	SR10	2/10/2014 7:25	29.28	88.9	**5.72**	0.6	SR10	2/10/2014 13:25	29.49	96.2	6.17	1.5	SR10	2/10/2014 19:25	29.27	85.1	**5.46**	1.6
SR10	2/10/2014 1:30	29.49	99.6	6.37	0.4	SR10	2/10/2014 7:30	29.28	88.7	**5.71**	0.7	SR10	2/10/2014 13:30	29.46	92.4	**5.93**	2.3	SR10	2/10/2014 19:30	29.26	85.9	**5.51**	1.4
SR10	2/10/2014 1:35	29.49	98.0	6.27	0.1	SR10	2/10/2014 7:35	29.27	88.5	**5.70**	0.6	SR10	2/10/2014 13:35	29.50	88.7	**5.69**	1.7	SR10	2/10/2014 19:35	29.24	86.9	**5.58**	1.5
SR10	2/10/2014 1:40	29.50	98.1	6.27	0.5	SR10	2/10/2014 7:40	29.30	88.8	**5.71**	0.6	SR10	2/10/2014 13:40	29.50	98.0	6.29	1.2	SR10	2/10/2014 19:40	29.25	87.3	**5.60**	1.3
SR10	2/10/2014 1:45	29.50	96.5	6.16	0.2	SR10	2/10/2014 7:45	29.28	88.3	**5.69**	0.7	SR10						SR10	2/10/2014 19:45	29.26	88.3	**5.67**	1.0
SR10	2/10/2014 1:50	29.50	96.0	6.13	0.4	SR10	2/10/2014 7:50	29.29	88.3	**5.68**	0.8	SR10						SR10	2/10/2014 19:50	29.28	88.6	**5.68**	1.0
SR10	2/10/2014 1:55	29.49	95.2	6.09	0.4	SR10	2/10/2014 7:55	29.32	88.1	**5.67**	0.7	SR10						SR10	2/10/2014 19:55	29.30	89.7	**5.75**	0.8
SR10	2/10/2014 2:00	29.49	93.8	5.99	2.5	SR10	2/10/2014 8:00	29.32	87.5	**5.63**	0.7	SR10						SR10	2/10/2014 20:00	29.31	91.6	**5.88**	1.1
SR10	2/10/2014 2:05	29.46	89.3	**5.71**	0.4	SR10	2/10/2014 8:05	29.32	87.5	**5.63**	0.7	SR10						SR10	2/10/2014 20:05	29.32	91.6	**5.88**	0.5
SR10	2/10/2014 2:10	29.46	88.1	**5.63**	0.2	SR10	2/10/2014 8:10	29.31	87.2	**5.61**	1.0	SR10	2/10/2014 14:10	29.53	97.7	6.26	3.2	SR10	2/10/2014 20:10	29.32	92.2	**5.91**	0.8
SR10	2/10/2014 2:15	29.46	84.4	**5.39**	0.5	SR10	2/10/2014 8:15	29.30	86.2	**5.56**	1.0	SR10	2/10/2014 14:15	29.56	98.8	6.33	2.0	SR10	2/10/2014 20:15	29.33	92.9	**5.96**	0.7
SR10	2/10/2014 2:20	29.45	85.9	**5.49**	0.3	SR10	2/10/2014 8:20	29.30	86.3	**5.56**	0.7	SR10	2/10/2014 14:20	29.50	95.6	6.13	3.6	SR10	2/10/2014 20:20	29.34	93.7	6.01	0.3
SR10	2/10/2014 2:25	29.45	83.6	**5.35**	0.2	SR10	2/10/2014 8:25	29.32	86.6	**5.58**	0.9	SR10	2/10/2014 14:25	29.59	97.3	6.22	1.8	SR10	2/10/2014 20:25	29.35	94.2	6.05	0.5
SR10	2/10/2014 2:30	29.44	84.3	**5.39**	0.3	SR10	2/10/2014 8:30	29.30	85.9	**5.54**	1.1	SR10	2/10/2014 14:30	29.60	94.2	6.03	2.3	SR10	2/10/2014 20:30	29.34	94.8	6.08	0.5
SR10	2/10/2014 2:35	29.40	86.7	**5.54**	0.4	SR10	2/10/2014 8:35	29.31	86.5	**5.57**	3.5	SR10	2/10/2014 14:35	29.65	97.1	6.21	1.6	SR10	2/10/2014 20:35	29.36	94.9	6.09	0.6
SR10	2/10/2014 2:40	29.40	86.4	**5.53**	0.2	SR10	2/10/2014 8:40	29.32	86.7	**5.58**	1.1	SR10	2/10/2014 14:40	29.74	103.4	6.60	1.1	SR10	2/10/2014 20:40	29.35	92.8	**5.95**	0.3
SR10	2/10/2014 2:45	29.38	84.1	**5.38**	0.2	SR10	2/10/2014 8:45	29.30	86.0	**5.54**	1.0	SR10	2/10/2014 14:45	29.80	105.9	6.76	0.8	SR10	2/10/2014 20:45	29.36	95.1	6.10	0.5
SR10	2/10/2014 2:50	29.38	84.2	**5.39**	0.3	SR10	2/10/2014 8:50	29.29	86.1	**5.55**	1.5	SR10	2/10/2014 14:50	29.87	107.5	6.85	0.9	SR10	2/10/2014 20:50	29.39	97.4	6.25	0.1
SR10	2/10/2014 2:55	29.38	83.4	**5.34**	0.1	SR10	2/10/2014 8:55	29.29	86.1	**5.54**	2.1	SR10	2/10/2014 14:55	29.88	107.1	6.82	2.1	SR10	2/10/2014 20:55	29.44	99.8	6.41	0.4
SR10	2/10/2014 3:00	29.38	89.4	**5.72**	0.2	SR10	2/10/2014 9:00	29.29	86.1	**5.54**	1.5	SR10	2/10/2014 15:00	29.92	109.0	6.94	0.7	SR10	2/10/2014 21:00	29.48	100.9	6.48	0.4
SR10	2/10/2014 3:05	29.38	88.1	**5.63**	0.3	SR10	2/10/2014 9:05	29.30	85.7	**5.52**	0.9	SR10	2/10/2014 15:05	29.92	109.6	6.98	0.6	SR10	2/10/2014 21:05	29.57	94.8	6.08	0.1
SR10	2/10/2014 3:10	29.38	90.0	**5.76**	0.3	SR10	2/10/2014 9:10	29.31	85.7	**5.53**	0.8	SR10	2/10/2014 15:10	29.90	109.4	6.97	0.2	SR10	2/10/2014 21:10	29.61	93.4	5.99	0.2
SR10	2/10/2014 3:15	29.37	88.7	**5.68**	0.3	SR10	2/10/2014 9:15	29.29	85.6	**5.52**	1.2	SR10	2/10/2014 15:15	29.78	106.6	6.80	1.2	SR10	2/10/2014 21:15	29.57	95.8	6.15	0.1
SR10	2/10/2014 3:20	29.36	88.1	**5.64**	0.3	SR10	2/10/2014 9:20	29.29	85.7	**5.52**	1.1	SR10	2/10/2014 15:20	29.79	109.9	7.01	0.5	SR10	2/10/2014 21:20	29.58	96.2	6.17	0.1
SR10	2/10/2014 3:25	29.34	86.2	**5.52**	0.4	SR10	2/10/2014 9:25	29.29	85.6	**5.52**	1.1	SR10	2/10/2014 15:25	29.61	109.1	6.98	0.4	SR10	2/10/2014 21:25	29.59	95.9	6.15	0.2
SR10	2/10/2014 3:30	29.34	85.9	**5.50**	0.2	SR10	2/10/2014 9:30	29.30	86.0	**5.54**	1.0	SR10	2/10/2014 15:30	29.51	108.0	6.92	0.4	SR10	2/10/2014 21:30	29.54	92.7	**5.95**	0.1
SR10	2/10/2014 3:35	29.33	83.9	**5.37**	0.1	SR10	2/10/2014 9:35	29.31	86.4	**5.56**	1.3	SR10	2/10/2014 15:35	29.53	109.3	7.00	0.1	SR10	2/10/2014 21:35	29.62	91.9	**5.89**	0.2
SR10	2/10/2014 3:40	29.32	83.6	**5.35**	0.1	SR10	2/10/2014 9:40	29.31	86.1	**5.55**	1.0	SR10	2/10/2014 15:40	29.53	110.2	7.06	0.2	SR10	2/10/2014 21:40	29.54	93.9	6.02	0.1
SR10	2/10/2014 3:45	29.31	81.9	**5.24**	0.1	SR10	2/10/2014 9:45	29.31	86.1	**5.55**	0.9	SR10	2/10/2014 15:45	29.55	110.9	7.10	0.3	SR10	2/10/2014 21:45	29.48	90.4	**5.81**	0.1
SR10	2/10/2014 3:50	29.31	81.0	**5.18**	0.1	SR10	2/10/2014 9:50	29.32	86.3	**5.55**	2.5	SR10	2/10/2014 15:50	29.56	111.8	7.16	0.9	SR10	2/10/2014 21:50	29.57	93.1	5.97	0.3
SR10	2/10/2014 3:55	29.30	79.7	**5.10**	0.3	SR10	2/10/2014 9:55	29.32	85.2	**5.48**	1.2	SR10	2/10/2014 15:55	29.54	110.8	7.10	0.8	SR10	2/10/2014 21:55	29.60	91.3	**5.85**	0.2
SR10	2/10/2014 4:00	29.31	80.7	**5.16**	0.1	SR10	2/10/2014 10:00	29.37	84.7	**5.45**	1.2	SR10	2/10/2014 16:00	29.55	111.2	7.12	0.9	SR10	2/10/2014 22:00	29.45	88.5	**5.69**	1.9
SR10	2/10/2014 4:05	29.31	80.7	**5.16**	0.1	SR10	2/10/2014 10:05	29.38	84.0	**5.41**	1.2	SR10	2/10/2014 16:05	29.56	112.2	7.19	0.7	SR10	2/10/2014 22:05	29.38	87.8	**5.65**	**7.9**
SR10	2/10/2014 4:10	29.30	80.8	**5.17**	0.2	SR10	2/10/2014 10:10	29.33	79.6	**5.12**	2.1	SR10	2/10/2014 16:10	29.57	114.2	7.31	0.1	SR10	2/10/2014 22:10	29.52	93.6	6.01	0.3
SR10	2/10/2014 4:15	29.26	80.2	**5.13**	0.9	SR10	2/10/2014 10:15	29.36	78.3	**5.04**	1.0	SR10	2/10/2014 16:15	29.57	115.0	7.37	0.5	SR10	2/10/2014 22:15	29.54	92.8	**5.96**	0.3
SR10	2/10/2014 4:20	29.25	78.8	**5.04**	1.4	SR10	2/10/2014 10:20	29.34	75.4	**4.86**	1.4	SR10	2/10/2014 16:20	29.58	116.2	7.44	0.4	SR10	2/10/2014 22:20	29.42	88.7	**5.71**	0.7
SR10	2/10/2014 4:25	29.25	87.4	**5.59**	1.1	SR10	2/10/2014 10:25	29.33	76.6	**4.93**	1.4	SR10	2/10/2014 16:25	29.59	117.2	7.50	0.3	SR10	2/10/2014 22:25	29.40	90.0	**5.79**	0.4
SR10	2/10/2014 4:30	29.25	89.6	**5.73**	1.2	SR10	2/10/2014 10:30	29.33	75.5	**4.86**	1.3	SR10	2/10/2014 16:30	29.57	116.5	7.46	0.4	SR10	2/10/2014 22:30	29.44	89.8	**5.77**	0.3
SR10	2/10/2014 4:35	29.28	89.4	**5.71**	0.1	SR10	2/10/2014 10:35	29.37	77.4	**4.98**	1.3	SR10	2/10/2014 16:35	29.57	115.6	7.40	0.5	SR10	2/10/2014 22:35	29.49	90.8	**5.83**	0.2
SR10	2/10/2014 4:40	29.30	89.5	**5.73**	0.2	SR10	2/10/2014 10:40	29.42	79.4	**5.10**	1.7	SR10	2/10/2014 16:40	29.54	108.0	6.92	0.3	SR10	2/10/2014 22:40	29.49	91.5	**5.88**	0.1
SR10	2/10/2014 4:45	29.34	92.3	**5.90**	0.4	SR10	2/10/2014 10:45	29.40	78.0	**5.02**	0.9	SR10	2/10/2014 16:45	29.59	116.2	7.44	0.3	SR10	2/10/2014 22:45	29.43	89.6	**5.76**	2.1
SR10	2/10/2014 4:50	29.29	93.9	6.01	1.0	SR10	2/10/2014 10:50	29.37	75.3	**4.84**	1.0	SR10	2/10/2014 16:50	29.60	119.1	7.63	0.4	SR10	2/10/2014 22:50	29.46	89.6	**5.76**	0.2
SR10	2/10/2014 4:55	29.31	96.5	6.19	0.2	SR10	2/10/2014 10:55	29.42	77.4	**4.98**	1.0	SR10	2/10/2014 16:55	29.61	118.5	7.58	0.2	SR10	2/10/2014 22:55	29.45	89.4	**5.75**	0.2
SR10	2/10/2014 5:00	29.34	99.4	6.37	0.1	SR10	2/10/2014 11:00	29.44	80.8	**5.20**	0.8	SR10	2/10/2014 17:00	29.62	115.9	7.41	0.2	SR10	2/10/2014 23:00	29.43	89.7	**5.77**	1.6
SR10	2/10/2014 5:05	29.33	99.4	6.37	0.3	SR10	2/10/2014 11:05	29.40	74.1	**4.76**	1.3	SR10	2/10/2014 17:05	29.61	114.0	7.29	0.3	SR10	2/10/2014 23:05	29.38	90.1	**5.80**	0.2
SR10	2/10/2014 5:10	29.33	99.7	6.39	0.1	SR10	2/10/2014 11:10	29.43	74.2	**4.77**	1.0	SR10	2/10/2014 17:10	29.53	97.4	6.24	0.4	SR10	2/10/2014 23:10	29.42	84.0	**5.40**	0.5
SR10	2/10/2014 5:15	29.35	100.1	6.42	0.2	SR10	2/10/2014 11:15	29.43	71.9	**4.62**	1.1	SR10	2/10/2014 17:15	29.50	96.4	6.18	0.9	SR10	2/10/2014 23:15	29.42	87.7	**5.64**	0.4
SR10	2/10/2014 5:20	29.37	99.8	6.40	0.5	SR10	2/10/2014 11:20	29.40	71.3	**4.59**	1.0	SR10	2/10/2014 17:20	29.52	98.3	6.30	0.8	SR10	2/10/2014 23:20	29.42	86.0	**5.53**	0.1
SR10	2/10/2014 5:25	29.39	99.5	6.37	0.1	SR10	2/10/2014 11:25	29.39	71.3	**4.58**	0.9	SR10	2/10/2014 17:25	29.58	95.5	6.11	0.8	SR10	2/10/2014 23:25	29.44	87.0	**5.59**	1.7
SR10	2/10/2014 5:30	29.36	99.1	6.35	0.4	SR10	2/10/2014 11:30	29.41	73.3	**4.71**	0.7	SR10	2/10/2014 17:30	29.61	102.5	6.56	0.3	SR10	2/10/2014 23:30	29.44	87.6	**5.63**	0.1
SR10	2/10/2014 5:35	29.25	98.1	6.30	0.1	SR10	2/10/2014 11:35	29.44	72.7	**4.67**	1.0	SR10	2/10/2014 17:35	29.67	114.0	7.29	0.1	SR10	2/10/2014 23:35	29.44	87.3	**5.61**	0.4
SR10	2/10/2014 5:40	29.36	98.4	6.30	0.4	SR10	2/10/2014 11:40	29.48	77.6	**4.98**	0.5	SR10	2/10/2014 17:40	29.65	106.3	6.80	0.4	SR10	2/10/2014 23:40	29.43	85.2	**5.48**	0.2
SR10	2/10/2014 5:45	29.27	96.2	6.18	0.6	SR10	2/10/2014 11:45	29.41	74.9	**4.82**	1.3	SR10	2/10/2014 17:45	29.65	106.3	6.80	0.2	SR10	2/10/2014 23:45	29.44	85.2	**5.48**	0.1
SR10	2/10/2014 5:50	29.34	97.3	6.24	0.4	SR10	2/10/2014 11:50	29.46	77.4	**4.97**	0.6	SR10	2/10/2014 17:50	29.64	100.1	6.40	1.0	SR10	2/10/2014 23:50	29.44	83.2	**5.35**	0.1
SR10	2/10/2014 5:55	29.38	99.2	6.36	1.5	SR10	2/10/2014 11:55	29.48	78.5	**5.04**	0.7	SR10	2/10/2014 17:55	29.65	94.2	6.03	1.0	SR10	2/10/2014 23:55	29.43	78.0	**5.01**	3.3

Station	Timestamp	Temp (° C)	DO (%)	DO (mg/L)	Tur (NTU)	Station	Timestamp	Temp (° C)	DO (%)	DO (mg/L)	Tur (NTU)	Station	Timestamp	Temp (° C)	DO (%)	DO (mg/L)	Tur (NTU)	Station	Timestamp	Temp (°C)	DO (%)	DO (mg/L)	Tur (NTU)
SR11	2/10/2014 0:00	29.39	82.8	**5.31**	0.2	SR11	2/10/2014 6:00	29.15	85.2	**5.50**	0.1	SR11	2/10/2014 12:00	29.56	93.6	6.01	0.3	SR11	2/10/2014 18:00	29.60	97.5	6.25	0.1
SR11	2/10/2014 0:05	29.39	84.9	**5.45**	1.0	SR11	2/10/2014 6:05	29.15	85.0	**5.48**	0.4	SR11	2/10/2014 12:05	29.56	92.5	**5.94**	2.2	SR11	2/10/2014 18:05	29.52	93.4	5.99	0.1
SR11	2/10/2014 0:10	29.44	94.3	6.05	0.3	SR11	2/10/2014 6:10	29.14	85.0	**5.49**	0.4	SR11	2/10/2014 12:10	29.57	94.2	6.05	0.1	SR11	2/10/2014 18:10	29.51	93.8	6.02	0.1
SR11	2/10/2014 0:15	29.39	93.9	6.03	0.3	SR11	2/10/2014 6:15	29.13	84.8	**5.47**	0.5	SR11	2/10/2014 12:15	29.60	94.2	6.04	0.2	SR11	2/10/2014 18:15	29.45	90.5	**5.81**	0.6
SR11	2/10/2014 0:20	29.33	97.5	6.27	1.7	SR11	2/10/2014 6:20	29.14	84.7	**5.46**	0.4	SR11	2/10/2014 12:20	29.56	99.0	6.35	0.4	SR11	2/10/2014 18:20	29.49	92.1	**5.92**	0.5
SR11	2/10/2014 0:25	29.30	97.6	6.28	1.0	SR11	2/10/2014 6:25	29.16	83.0	**5.35**	0.5	SR11						SR11	2/10/2014 18:25	29.50	92.3	**5.93**	0.3
SR11	2/10/2014 0:30	29.31	97.3	6.26	1.1	SR11	2/10/2014 6:30	29.17	80.1	**5.16**	0.1	SR11						SR11	2/10/2014 18:30	29.44	88.6	**5.69**	0.7
SR11	2/10/2014 0:35	29.31	96.9	6.24	0.7	SR11	2/10/2014 6:35	29.21	79.0	**5.09**	0.4	SR11						SR11	2/10/2014 18:35	29.46	87.6	**5.63**	0.4
SR11	2/10/2014 0:40	29.31	97.8	6.29	0.4	SR11	2/10/2014 6:40	29.22	79.4	**5.12**	0.5	SR11						SR11	2/10/2014 18:40	29.51	91.8	**5.90**	1.5
SR11	2/10/2014 0:45	29.30	97.7	6.29	2.0	SR11	2/10/2014 6:45	29.26	78.3	**5.04**	0.5	SR11						SR11	2/10/2014 18:45	29.47	88.1	**5.66**	0.9
SR11	2/10/2014 0:50	29.30	98.9	6.36	0.2	SR11	2/10/2014 6:50	29.29	80.4	**5.17**	0.4	SR11	2/10/2014 12:50	29.54	103.4	6.64	0.2	SR11	2/10/2014 18:50	29.47	87.5	**5.62**	0.7
SR11	2/10/2014 0:55	29.29	98.4	6.33	0.3	SR11	2/10/2014 6:55	29.27	80.2	**5.16**	0.5	SR11	2/10/2014 12:55	29.59	92.6	**5.94**	0.3	SR11	2/10/2014 18:55	29.47	89.6	**5.76**	1.0
SR11	2/10/2014 1:00	29.29	98.3	6.33	0.2	SR11	2/10/2014 7:00	29.28	79.5	**5.11**	0.5	SR11	2/10/2014 13:00	29.59	94.3	6.05	0.2	SR11	2/10/2014 19:00	29.47	87.4	**5.62**	0.2
SR11	2/10/2014 1:05	29.30	98.7	6.35	0.2	SR11	2/10/2014 7:05	29.24	76.5	**4.93**	0.5	SR11	2/10/2014 13:05	29.57	94.5	6.07	0.1	SR11	2/10/2014 19:05	29.43	86.1	**5.54**	0.1
SR11	2/10/2014 1:10	29.31	98.9	6.36	0.4	SR11	2/10/2014 7:10	29.24	78.0	**5.02**	0.6	SR11	2/10/2014 13:10	29.57	95.1	6.10	0.3	SR11	2/10/2014 19:10	29.49	88.5	**5.69**	0.1
SR11	2/10/2014 1:15	29.30	99.2	6.38	1.0	SR11	2/10/2014 7:15	29.22	73.7	**4.74**	0.4	SR11	2/10/2014 13:15	29.59	95.5	6.13	0.1	SR11	2/10/2014 19:15	29.47	85.3	**5.49**	0.3
SR11	2/10/2014 1:20	29.30	98.6	6.34	0.3	SR11	2/10/2014 7:20	29.21	74.5	**4.80**	0.3	SR11	2/10/2014 13:20	29.59	94.6	6.07	0.3	SR11	2/10/2014 19:20	29.42	81.6	**5.25**	0.2
SR11	2/10/2014 1:25	29.29	98.4	6.34	0.1	SR11	2/10/2014 7:25	29.21	76.1	**4.90**	0.4	SR11	2/10/2014 13:25	29.60	96.2	6.17	0.2	SR11	2/10/2014 19:25	29.44	84.5	**5.43**	0.1
SR11	2/10/2014 1:30	29.28	98.8	6.36	0.1	SR11	2/10/2014 7:30	29.17	78.2	**5.04**	0.4	SR11	2/10/2014 13:30	29.58	98.9	6.34	0.3	SR11	2/10/2014 19:30	29.39	83.3	**5.36**	0.4
SR11	2/10/2014 1:35	29.41	96.8	6.21	0.7	SR11	2/10/2014 7:35	29.20	83.6	**5.39**	0.4	SR11	2/10/2014 13:35	29.59	99.5	6.38	0.1	SR11	2/10/2014 19:35	29.42	81.0	**5.21**	0.6
SR11	2/10/2014 1:40	29.38	97.9	6.28	0.3	SR11	2/10/2014 7:40	29.17	81.0	**5.22**	0.5	SR11	2/10/2014 13:40	29.60	97.3	6.24	0.1	SR11	2/10/2014 19:40	29.42	81.2	**5.23**	0.8
SR11	2/10/2014 1:45	29.38	97.6	6.26	0.3	SR11	2/10/2014 7:45	29.14	81.1	**5.23**	0.7	SR11	2/10/2014 13:45	29.64	93.8	6.01	0.2	SR11	2/10/2014 19:45	29.37	77.9	**5.01**	0.3
SR11	2/10/2014 1:50	29.37	97.2	6.24	0.2	SR11	2/10/2014 7:50	29.14	81.3	**5.24**	0.6	SR11	2/10/2014 13:50	29.66	97.3	6.24	0.3	SR11	2/10/2014 19:50	29.32	82.2	**5.29**	0.6
SR11	2/10/2014 1:55	29.38	98.7	6.34	0.1	SR11	2/10/2014 7:55	29.15	81.7	**5.27**	0.5	SR11	2/10/2014 13:55	29.69	94.6	6.06	0.2	SR11	2/10/2014 19:55	29.36	79.7	**5.12**	0.1
SR11	2/10/2014 2:00	29.37	97.7	6.28	0.4	SR11	2/10/2014 8:00	29.18	83.7	**5.40**	0.4	SR11	2/10/2014 14:00	29.69	97.7	6.26	0.2	SR11	2/10/2014 20:00	29.37	80.2	**5.15**	0.2
SR11	2/10/2014 2:05	29.39	96.4	6.18	0.3	SR11	2/10/2014 8:05	29.20	84.2	**5.42**	0.4	SR11	2/10/2014 14:05	29.68	93.2	5.97	0.1	SR11	2/10/2014 20:05	29.37	80.3	**5.17**	0.6
SR11	2/10/2014 2:10	29.40	96.0	6.15	3.1	SR11	2/10/2014 8:10	29.19	82.8	**5.34**	0.4	SR11	2/10/2014 14:10	29.78	96.0	6.14	0.3	SR11	2/10/2014 20:10	29.33	83.9	**5.40**	0.6
SR11	2/10/2014 2:15	29.39	95.7	6.14	0.5	SR11	2/10/2014 8:15	29.18	82.9	**5.35**	0.5	SR11	2/10/2014 14:15	29.86	107.2	6.85	0.1	SR11	2/10/2014 20:15	29.38	78.0	**5.02**	0.2
SR11	2/10/2014 2:20	29.38	93.4	5.99	0.9	SR11	2/10/2014 8:20	29.18	79.8	**5.14**	0.5	SR11	2/10/2014 14:20	29.83	104.5	6.68	0.2	SR11	2/10/2014 20:20	29.32	84.5	**5.43**	0.4
SR11	2/10/2014 2:25	29.38	93.5	6.00	0.1	SR11	2/10/2014 8:25	28.95	88.1	**5.70**	0.3	SR11	2/10/2014 14:25	29.79	100.1	6.40	0.2	SR11	2/10/2014 20:25	29.39	79.1	**5.09**	0.3
SR11	2/10/2014 2:30	29.32	87.9	**5.65**	0.5	SR11	2/10/2014 8:30	28.96	91.4	**5.92**	0.2	SR11	2/10/2014 14:30	29.80	96.6	6.18	0.3	SR11	2/10/2014 20:30	29.35	83.6	**5.37**	0.3
SR11	2/10/2014 2:35	29.33	86.1	**5.53**	0.3	SR11	2/10/2014 8:35	28.98	90.6	**5.87**	0.3	SR11	2/10/2014 14:35	29.80	97.5	6.24	0.1	SR11	2/10/2014 20:35	29.36	81.2	**5.22**	0.6
SR11	2/10/2014 2:40	29.32	84.6	**5.43**	0.2	SR11	2/10/2014 8:40	29.02	92.1	**5.96**	0.4	SR11	2/10/2014 14:40	29.81	94.8	6.06	0.3	SR11	2/10/2014 20:40	29.37	77.5	**4.98**	0.6
SR11	2/10/2014 2:45	29.31	78.6	**5.05**	0.3	SR11	2/10/2014 8:45	29.02	91.1	**5.90**	0.4	SR11	2/10/2014 14:45	29.85	98.3	6.28	0.1	SR11	2/10/2014 20:45	29.37	76.4	**4.92**	0.4
SR11	2/10/2014 2:50	29.31	78.9	**5.07**	1.3	SR11	2/10/2014 8:50	29.03	87.9	**5.69**	0.2	SR11	2/10/2014 14:50	29.79	91.2	**5.84**	0.3	SR11	2/10/2014 20:50	29.34	76.2	**4.90**	0.9
SR11	2/10/2014 2:55	29.31	77.8	**5.00**	0.2	SR11	2/10/2014 8:55	29.10	90.0	**5.82**	0.4	SR11	2/10/2014 14:55	29.79	91.8	**5.87**	0.3	SR11	2/10/2014 20:55	29.35	75.3	**4.85**	2.5
SR11	2/10/2014 3:00	29.35	82.8	**5.32**	0.3	SR11	2/10/2014 9:00	29.07	84.6	**5.46**	0.3	SR11	2/10/2014 15:00	29.84	95.2	6.08	0.3	SR11	2/10/2014 21:00	29.39	83.2	**5.35**	0.4
SR11	2/10/2014 3:05	29.33	83.0	**5.33**	0.3	SR11	2/10/2014 9:05	29.14	82.8	**5.34**	0.2	SR11	2/10/2014 15:05	29.92	107.3	6.85	0.3	SR11	2/10/2014 21:05	29.33	76.2	**4.90**	0.9
SR11	2/10/2014 3:10	29.35	86.5	**5.56**	0.3	SR11	2/10/2014 9:10	29.06	83.9	**5.42**	0.4	SR11	2/10/2014 15:10	29.91	103.0	6.57	0.2	SR11	2/10/2014 21:10	29.35	78.9	**5.07**	3.0
SR11	2/10/2014 3:15	29.32	80.0	**5.14**	0.1	SR11	2/10/2014 9:15	29.14	87.2	**5.63**	0.2	SR11	2/10/2014 15:15	29.75	94.6	6.05	0.3	SR11	2/10/2014 21:15	29.31	80.2	**5.16**	1.5
SR11	2/10/2014 3:20	29.29	75.3	**4.84**	2.5	SR11	2/10/2014 9:20	29.32	91.9	**5.92**	0.1	SR11	2/10/2014 15:20	29.78	91.0	**5.82**	0.3	SR11	2/10/2014 21:20	29.35	82.4	**5.30**	1.4
SR11	2/10/2014 3:25	29.29	74.3	**4.77**	0.3	SR11	2/10/2014 9:25	29.30	91.9	**5.92**	0.2	SR11	2/10/2014 15:25	29.79	91.1	**5.83**	0.3	SR11	2/10/2014 21:25	29.35	83.2	**5.35**	1.3
SR11	2/10/2014 3:30	29.28	74.6	**4.80**	0.2	SR11	2/10/2014 9:30	29.33	92.0	**5.93**	1.7	SR11	2/10/2014 15:30	29.77	91.2	**5.84**	0.1	SR11	2/10/2014 21:30	29.35	82.8	**5.32**	1.4
SR11	2/10/2014 3:35	29.27	74.2	**4.77**	2.7	SR11	2/10/2014 9:35	29.39	92.6	**5.96**	0.8	SR11	2/10/2014 15:35	29.80	92.4	**5.91**	0.3	SR11	2/10/2014 21:35	29.34	84.2	**5.42**	2.1
SR11	2/10/2014 3:40	29.28	81.0	**5.21**	0.5	SR11	2/10/2014 9:40	29.38	92.4	**5.95**	0.2	SR11	2/10/2014 15:40	29.78	93.3	5.97	0.3	SR11	2/10/2014 21:40	29.34	79.8	**5.13**	0.7
SR11	2/10/2014 3:45	29.28	80.0	**5.14**	2.0	SR11	2/10/2014 9:45	29.37	92.5	**5.96**	0.4	SR11	2/10/2014 15:45	29.79	97.1	6.21	0.3	SR11	2/10/2014 21:45	29.34	80.2	**5.16**	0.7
SR11	2/10/2014 3:50	29.31	80.7	**5.19**	0.4	SR11	2/10/2014 9:50	29.40	92.3	**5.94**	0.5	SR11	2/10/2014 15:50	29.76	98.3	6.29	0.3	SR11	2/10/2014 21:50	29.34	82.4	**5.31**	0.7
SR11	2/10/2014 3:55	29.30	80.0	**5.14**	0.1	SR11	2/10/2014 9:55	29.38	92.3	**5.94**	0.6	SR11	2/10/2014 15:55	29.80	99.2	6.34	0.2	SR11	2/10/2014 21:55	29.35	89.7	**5.77**	1.1
SR11	2/10/2014 4:00	29.27	76.5	**4.92**	0.3	SR11	2/10/2014 10:00	29.54	92.9	5.97	0.7	SR11	2/10/2014 16:00	29.75	98.8	6.32	0.2	SR11	2/10/2014 22:00	29.36	91.2	**5.87**	2.8
SR11	2/10/2014 4:05	29.26	75.4	**4.85**	0.3	SR11	2/10/2014 10:05	29.47	93.0	5.98	0.9	SR11	2/10/2014 16:05	29.78	101.3	6.48	0.4	SR11	2/10/2014 22:05	29.35	84.0	**5.41**	1.0
SR11	2/10/2014 4:10	29.26	79.8	**5.13**	0.5	SR11	2/10/2014 10:10	29.54	92.4	**5.94**	0.3	SR11	2/10/2014 16:10	29.75	104.3	6.67	0.3	SR11	2/10/2014 22:10	29.32	81.6	**5.25**	2.3
SR11	2/10/2014 4:15	29.26	79.1	**5.09**	0.5	SR11	2/10/2014 10:15	29.48	92.3	**5.94**	0.9	SR11	2/10/2014 16:15	29.75	106.8	6.83	0.4	SR11	2/10/2014 22:15	29.34	81.1	**5.22**	1.1
SR11	2/10/2014 4:20	29.27	77.7	**5.00**	0.2	SR11	2/10/2014 10:20	29.45	92.2	**5.93**	1.3	SR11	2/10/2014 16:20	29.74	104.9	6.72	0.1	SR11	2/10/2014 22:20	29.33	77.4	**4.98**	0.6
SR11	2/10/2014 4:25	29.27	78.4	**5.05**	0.4	SR11	2/10/2014 10:25	29.49	92.7	**5.96**	0.7	SR11	2/10/2014 16:25	29.74	103.5	6.63	0.3	SR11	2/10/2014 22:25	29.32	77.6	**5.00**	0.8
SR11	2/10/2014 4:30	29.27	77.5	**4.99**	0.3	SR11	2/10/2014 10:30	29.44	92.5	**5.95**	1.1	SR11	2/10/2014 16:30	29.75	106.3	6.80	1.0	SR11	2/10/2014 22:30	29.32	73.8	**4.75**	0.8
SR11	2/10/2014 4:35	29.26	76.1	**4.90**	0.1	SR11	2/10/2014 10:35	29.43	92.0	**5.92**	0.6	SR11	2/10/2014 16:35	29.72	104.7	6.71	0.1	SR11	2/10/2014 22:35	29.31	75.4	**4.85**	0.7
SR11	2/10/2014 4:40	29.26	76.3	**4.91**	0.3	SR11	2/10/2014 10:40	29.48	93.9	6.04	0.7	SR11	2/10/2014 16:40	29.69	106.2	6.81	0.2	SR11	2/10/2014 22:40	29.30	86.6	**5.57**	1.4
SR11	2/10/2014 4:45	29.27	75.4	**4.85**	0.1	SR11	2/10/2014 10:45	29.45	93.7	6.03	0.5	SR11	2/10/2014 16:45	29.69	104.8	6.71	0.1	SR11	2/10/2014 22:45	29.29	81.6	**5.25**	2.8
SR11	2/10/2014 4:50	29.25	73.8	**4.75**	0.7	SR11	2/10/2014 10:50	29.45	93.9	6.04	0.5	SR11	2/10/2014 16:50	29.65	105.2	6.74	0.2	SR11	2/10/2014 22:50	29.30	86.6	**5.57**	2.3
SR11	2/10/2014 4:55	29.28	78.0	**5.02**	0.2	SR11	2/10/2014 10:55	29.48	94.2	6.06	0.6	SR11	2/10/2014 16:55	29.67	103.9	6.65	0.1	SR11	2/10/2014 22:55	29.29	81.8	**5.26**	1.5
SR11	2/10/2014 5:00	29.26	83.2	**5.36**	0.1	SR11	2/10/2014 11:00	29.50	94.8	6.09	0.5	SR11	2/10/2014 17:00	29.57	102.7	6.59	0.5	SR11	2/10/2014 23:00	29.29	79.6	**5.12**	1.1
SR11	2/10/2014 5:05	29.29	77.1	**4.96**	**8.1**	SR11	2/10/2014 11:05	29.50	94.7	6.09	0.6	SR11	2/10/2014 17:05	29.71	103.1	6.60	0.3	SR11	2/10/2014 23:05	29.29	78.6	**5.06**	1.5
SR11	2/10/2014 5:10	29.32	83.4	**5.36**	0.2	SR11	2/10/2014 11:10	29.51	95.0	6.10	0.3	SR11	2/10/2014 17:10	29.65	103.1	6.61	0.2	SR11	2/10/2014 23:10	29.29	76.2	**4.90**	0.8
SR11	2/10/2014 5:15	29.32	80.5	**5.17**	0.3	SR11	2/10/2014 11:15	29.54	95.7	6.14	0.4	SR11	2/10/2014 17:15	29.67	102.1	6.54	0.2	SR11	2/10/2014 23:15	29.28	75.3	**4.85**	1.4
SR11	2/10/2014 5:20	29.33	81.5	**5.24**	0.3	SR11	2/10/2014 11:20	29.44	95.5	6.14	0.4	SR11	2/10/2014 17:20	29.63	101.2	6.49	0.2	SR11	2/10/2014 23:20	29.28	75.4	**4.84**	1.5
SR11	2/10/2014 5:25	29.28	82.4	**5.30**	0.1	SR11	2/10/2014 11:25	29.55	96.5	6.20	0.4	SR11	2/10/2014 17:25	29.60	99.8	6.40	0.3	SR11	2/10/2014 23:25	29.28	74.4	**4.79**	1.0
SR11	2/10/2014 5:30	29.26	77.3	**4.98**	0.5	SR11	2/10/2014 11:30	29.43	95.4	6.14	0.3	SR11	2/10/2014 17:30	29.59	98.7	6.33	0.3	SR11	2/10/2014 23:30	29.28	81.0	**5.21**	1.4
SR11	2/10/2014 5:35	29.21	78.9	**5.08**	0.4	SR11	2/10/2014 11:35	29.46	96.8	6.22	0.6	SR11	2/10/2014 17:35	29.57	97.5	6.25	0.1	SR11	2/10/2014 23:35	29.29	80.9	**5.20**	1.5
SR11	2/10/2014 5:40	29.19	81.3	**5.24**	0.3	SR11	2/10/2014 11:40	29.52	96.2	6.18	0.3	SR11	2/10/2014 17:40	29.59	97.2	6.23	0.1	SR11	2/10/2014 23:40	29.29	86.2	**5.55**	1.4
SR11	2/10/2014 5:45	29.19	82.7	**5.33**	0.5	SR11	2/10/2014 11:45	29.45	90.6	**5.83**	0.4	SR11	2/10/2014 17:45	29.60	97.5	6.25	0.3	SR11	2/10/2014 23:45	29.29	84.7	**5.46**	1.7
SR11	2/10/2014 5:50	29.21	90.3	**5.82**	0.4	SR11	2/10/2014 11:50	29.53	91.2	**5.85**	0.3	SR11	2/10/2014 17:50	29.55	95.8	6.14	0.2	SR11	2/10/2014 23:50	29.30	82.0	**5.27**	2.0
SR11	2/10/2014 5:55	29.16	85.9	**5.54**	0.4	SR11	2/10/2014 11:55	29.57	91.2	**5.85**	0.2	SR11	2/10/2014 17:55	29.56	94.9	6.09	0.1	SR11	2/10/2014 23:55	29.30	86.0	**5.53**	1.6

Station	Timestamp	Temp (° C)	DO (%)	DO (mg/L)	Tur (NTU)	Station	Timestamp	Temp (° C)	DO (%)	DO (mg/L)	Tur (NTU)	Station	Timestamp	Temp (° C)	DO (%)	DO (mg/L)	Tur (NTU)	Station	Timestamp	Temp (°C)	DO (%)	DO (mg/L)	Tur (NTU)
SR12	2/10/2014 0:01	29.35	66.9	4.32	3.3	SR12	2/10/2014 6:01	29.27	64.4	4.17	3.6	SR12	2/10/2014 12:01	29.54	68.9	4.48	5.0	SR12	2/10/2014 18:01	29.61	76.3	4.95	2.8
SR12	2/10/2014 0:06	29.33	66.9	4.32	3.5	SR12	2/10/2014 6:06	29.27	64.6	4.18	3.5	SR12	2/10/2014 12:06	29.64	76.9	5.00	2.8	SR12	2/10/2014 18:06	29.73	80.0	5.20	2.7
SR12	2/10/2014 0:11	29.35	65.7	4.24	3.0	SR12	2/10/2014 6:11	29.27	64.7	4.19	3.5	SR12	2/10/2014 12:11	29.71	79.8	5.19	2.4	SR12	2/10/2014 18:11	29.69	77.7	5.05	2.6
SR12	2/10/2014 0:16	29.34	66.3	4.28	3.4	SR12	2/10/2014 6:16	29.26	65.7	4.25	4.3	SR12	2/10/2014 12:16	29.57	75.7	4.92	2.8	SR12	2/10/2014 18:16	29.66	76.1	4.93	2.5
SR12	2/10/2014 0:21	29.35	65.4	4.22	3.2	SR12	2/10/2014 6:21	29.26	65.4	4.23	5.4	SR12	2/10/2014 12:21	29.55	75.3	4.90	3.1	SR12	2/10/2014 18:21	29.71	79.0	5.14	2.5
SR12	2/10/2014 0:26	29.35	65.1	4.20	3.2	SR12	2/10/2014 6:26	29.26	66.0	4.27	7.1	SR12	2/10/2014 12:26	29.65	77.3	5.02	2.6	SR12	2/10/2014 18:26	29.72	77.2	5.01	2.4
SR12	2/10/2014 0:31	29.35	65.2	4.21	3.7	SR12	2/10/2014 6:31	29.25	66.1	4.28	4.9	SR12	2/10/2014 12:31	29.50	73.4	4.75	6.5	SR12	2/10/2014 18:31	29.72	77.1	5.01	2.5
SR12	2/10/2014 0:36	29.35	64.9	4.19	3.3	SR12	2/10/2014 6:36	29.25	65.7	4.25	4.7	SR12	2/10/2014 12:36	29.68	76.6	4.97	3.7	SR12	2/10/2014 18:36	29.75	77.6	5.03	2.5
SR12	2/10/2014 0:41	29.33	62.0	4.00	2.9	SR12	2/10/2014 6:41	29.24	66.2	4.29	5.3	SR12	2/10/2014 12:41	29.71	78.3	5.08	3.0	SR12	2/10/2014 18:41	29.74	76.4	4.96	2.7
SR12	2/10/2014 0:46	29.34	62.5	4.04	2.7	SR12	2/10/2014 6:46	29.23	66.1	4.28	5.3	SR12	2/10/2014 12:46	29.51	73.1	4.74	3.7	SR12	2/10/2014 18:46	29.75	76.7	4.98	2.4
SR12	2/10/2014 0:51	29.35	62.0	4.01	2.4	SR12	2/10/2014 6:51	29.23	66.7	4.32	7.1	SR12	2/10/2014 12:51	29.47	74.7	4.86	4.0	SR12	2/10/2014 18:51	29.74	76.4	4.97	2.6
SR12	2/10/2014 0:56	29.34	62.0	4.00	3.2	SR12	2/10/2014 6:56	29.23	68.1	4.41	7.4	SR12	2/10/2014 12:56	29.67	76.5	4.97	2.9	SR12	2/10/2014 18:56	29.71	73.8	4.79	2.2
SR12	2/10/2014 1:01	29.34	60.9	3.93	2.8	SR12	2/10/2014 7:01	29.24	70.2	4.55	4.9	SR12	2/10/2014 13:01	29.56	75.0	4.87	3.1	SR12	2/10/2014 19:01	29.65	71.8	4.64	2.8
SR12	2/10/2014 1:06	29.34	61.3	3.96	2.9	SR12	2/10/2014 7:06	29.25	70.7	4.58	5.2	SR12	2/10/2014 13:06	29.68	77.2	5.01	3.0	SR12	2/10/2014 19:06	29.73	74.5	4.84	2.5
SR12	2/10/2014 1:11	29.28	62.5	4.05	2.2	SR12	2/10/2014 7:11	29.25	70.8	4.59	6.7	SR12	2/10/2014 13:11	29.64	75.5	4.90	3.1	SR12	2/10/2014 19:11	29.73	74.2	4.82	2.6
SR12	2/10/2014 1:16	29.33	62.8	4.06	2.8	SR12	2/10/2014 7:16	29.26	71.2	4.61	6.9	SR12	2/10/2014 13:16	29.64	75.6	4.90	3.2	SR12	2/10/2014 19:16	29.66	72.2	4.68	3.1
SR12	2/10/2014 1:21	29.33	63.3	4.09	2.8	SR12	2/10/2014 7:21	29.27	71.8	4.65	5.3	SR12	2/10/2014 13:21	29.59	73.4	4.76	3.8	SR12	2/10/2014 19:21	29.70	75.5	4.92	2.5
SR12	2/10/2014 1:26	29.33	64.7	4.18	3.3	SR12	2/10/2014 7:26	29.27	71.7	4.64	6.1	SR12	2/10/2014 13:26	29.68	75.8	4.92	2.8	SR12	2/10/2014 19:26	29.66	72.5	4.70	2.9
SR12	2/10/2014 1:31	29.33	64.5	4.16	2.9	SR12	2/10/2014 7:31	29.28	72.5	4.70	4.9	SR12	2/10/2014 13:31	29.52	70.2	4.55	3.3	SR12	2/10/2014 19:31	29.64	73.1	4.74	2.9
SR12	2/10/2014 1:36	29.33	63.8	4.12	3.0	SR12	2/10/2014 7:36	29.28	72.4	4.69	5.0	SR12	2/10/2014 13:36	29.60	73.3	4.76	2.8	SR12	2/10/2014 19:36	29.66	73.2	4.75	3.1
SR12	2/10/2014 1:41	29.23	68.6	4.45	2.3	SR12	2/10/2014 7:41	29.28	72.1	4.67	5.2	SR12	2/10/2014 13:41	29.52	72.1	4.68	3.6	SR12	2/10/2014 19:41	29.68	73.6	4.79	2.6
SR12	2/10/2014 1:46	29.30	63.0	4.07	2.7	SR12	2/10/2014 7:46	29.29	72.8	4.72	4.9	SR12	2/10/2014 13:46	29.47	70.8	4.59	4.0	SR12	2/10/2014 19:46	29.64	73.6	4.78	3.2
SR12	2/10/2014 1:51	29.30	64.0	4.13	2.8	SR12	2/10/2014 7:51	29.29	72.6	4.71	4.6	SR12	2/10/2014 13:51	29.44	71.5	4.64	3.9	SR12	2/10/2014 19:51	29.62	70.7	4.58	2.9
SR12	2/10/2014 1:56	29.25	66.4	4.31	2.2	SR12	2/10/2014 7:56	29.29	73.2	4.74	4.8	SR12	2/10/2014 13:56	29.51	70.4	4.56	3.8	SR12	2/10/2014 19:56	29.62	72.1	4.68	3.1
SR12	2/10/2014 2:01	29.28	63.2	4.09	2.4	SR12	2/10/2014 8:01	29.30	73.9	4.79	4.6	SR12	2/10/2014 14:01	29.47	70.8	4.59	3.6	SR12	2/10/2014 20:01	29.63	71.7	4.65	2.7
SR12	2/10/2014 2:06	29.31	64.5	4.17	2.5	SR12	2/10/2014 8:06	29.31	73.1	4.74	4.9	SR12	2/10/2014 14:06	29.42	67.1	4.35	4.5	SR12	2/10/2014 20:06	29.63	71.6	4.65	2.8
SR12	2/10/2014 2:11	29.31	62.8	4.05	2.9	SR12	2/10/2014 8:11	29.31	73.3	4.75	5.3	SR12	2/10/2014 14:11	29.48	70.9	4.60	3.1	SR12	2/10/2014 20:11	29.66	74.0	4.81	2.6
SR12	2/10/2014 2:16	29.31	62.1	4.01	3.2	SR12	2/10/2014 8:16	29.32	74.2	4.81	4.8	SR12	2/10/2014 14:16	29.49	72.4	4.69	3.3	SR12	2/10/2014 20:16	29.66	73.9	4.81	2.7
SR12	2/10/2014 2:21	29.23	68.5	4.45	2.2	SR12	2/10/2014 8:21	29.33	74.6	4.84	4.2	SR12	2/10/2014 14:21	29.52	70.9	4.59	4.7	SR12	2/10/2014 20:21	29.52	69.5	4.50	4.2
SR12	2/10/2014 2:26	29.30	61.6	3.98	3.0	SR12	2/10/2014 8:26	29.33	73.6	4.78	4.8	SR12	2/10/2014 14:26	29.52	69.0	4.46	4.4	SR12	2/10/2014 20:26	29.64	73.5	4.78	2.7
SR12	2/10/2014 2:31	29.27	66.8	4.33	2.3	SR12	2/10/2014 8:31	29.33	73.9	4.80	4.9	SR12	2/10/2014 14:31	29.58	71.1	4.59	4.1	SR12	2/10/2014 20:31	29.65	73.6	4.78	2.9
SR12	2/10/2014 2:36	29.16	68.1	4.43	1.9	SR12	2/10/2014 8:36	29.34	73.8	4.79	4.8	SR12	2/10/2014 14:36	29.65	69.5	4.47	6.4	SR12	2/10/2014 20:36	29.64	72.2	4.69	2.5
SR12	2/10/2014 2:41	29.15	66.5	4.32	2.3	SR12	2/10/2014 8:41	29.34	73.8	4.79	4.9	SR12	2/10/2014 14:41	29.61	70.0	4.51	5.3	SR12	2/10/2014 20:41	29.64	74.3	4.84	2.6
SR12	2/10/2014 2:46	29.20	65.2	4.23	2.3	SR12	2/10/2014 8:46	29.34	74.4	4.83	4.8	SR12	2/10/2014 14:46	29.57	69.6	4.49	3.9	SR12	2/10/2014 20:46	29.64	71.5	4.65	2.4
SR12	2/10/2014 2:51	29.19	64.3	4.18	2.3	SR12	2/10/2014 8:51	29.35	74.5	4.84	6.1	SR12	2/10/2014 14:51	29.56	68.8	4.43	6.2	SR12	2/10/2014 20:51	29.64	72.3	4.70	2.4
SR12	2/10/2014 2:56	29.26	64.4	4.18	2.4	SR12	2/10/2014 8:56	29.36	74.9	4.86	4.4	SR12	2/10/2014 14:56	29.54	67.7	4.36	5.8	SR12	2/10/2014 20:56	29.60	72.1	4.67	2.8
SR12	2/10/2014 3:01	29.19	64.4	4.19	2.2	SR12	2/10/2014 9:01	29.36	74.8	4.86	4.6	SR12	2/10/2014 15:01	29.51	65.9	4.25	6.5	SR12	2/10/2014 21:01	29.60	70.5	4.57	2.7
SR12	2/10/2014 3:06	29.20	64.4	4.18	2.3	SR12	2/10/2014 9:06	29.36	74.7	4.85	4.4	SR12	2/10/2014 15:06	29.52	67.9	4.37	6.2	SR12	2/10/2014 21:06	29.59	71.5	4.64	2.9
SR12	2/10/2014 3:11	29.22	64.2	4.17	2.4	SR12	2/10/2014 9:11	29.37	74.8	4.86	4.4	SR12	2/10/2014 15:11	29.52	68.4	4.41	6.0	SR12	2/10/2014 21:11	29.58	71.0	4.60	3.2
SR12	2/10/2014 3:16	29.22	64.9	4.22	2.3	SR12	2/10/2014 9:16	29.38	74.8	4.86	4.3	SR12	2/10/2014 15:16	29.55	68.1	4.39	5.0	SR12	2/10/2014 21:16	29.62	73.2	4.77	2.6
SR12	2/10/2014 3:21	29.29	62.8	4.06	2.9	SR12	2/10/2014 9:21	29.39	74.9	4.87	4.7	SR12	2/10/2014 15:21	29.54	67.4	4.34	7.6	SR12	2/10/2014 21:21	29.60	71.5	4.64	3.0
SR12	2/10/2014 3:26	29.25	65.8	4.27	2.4	SR12	2/10/2014 9:26	29.39	75.0	4.87	4.4	SR12	2/10/2014 15:26	29.55	68.7	4.43	6.4	SR12	2/10/2014 21:26	29.59	71.7	4.68	2.3
SR12	2/10/2014 3:31	29.25	66.6	4.32	2.4	SR12	2/10/2014 9:31	29.40	75.4	4.90	4.4	SR12	2/10/2014 15:31	29.54	67.6	4.36	6.0	SR12	2/10/2014 21:31	29.55	67.8	4.39	3.3
SR12	2/10/2014 3:36	29.26	66.8	4.33	2.4	SR12	2/10/2014 9:36	29.41	75.7	4.92	4.4	SR12	2/10/2014 15:36	29.53	64.9	4.17	7.3	SR12	2/10/2014 21:36	29.62	71.8	4.67	2.2
SR12	2/10/2014 3:41	29.26	65.2	4.23	2.4	SR12	2/10/2014 9:41	29.42	75.7	4.92	4.1	SR12	2/10/2014 15:41	29.54	69.6	4.50	4.4	SR12	2/10/2014 21:41	29.58	68.4	4.44	2.6
SR12	2/10/2014 3:46	29.26	65.5	4.25	2.3	SR12	2/10/2014 9:46	29.42	75.5	4.91	4.3	SR12	2/10/2014 15:46	29.55	67.5	4.35	5.7	SR12	2/10/2014 21:46	29.58	70.1	4.57	2.6
SR12	2/10/2014 3:51	29.26	65.4	4.24	2.3	SR12	2/10/2014 9:51	29.44	76.1	4.95	4.1	SR12	2/10/2014 15:51	29.54	65.6	4.22	7.6	SR12	2/10/2014 21:51	29.58	68.4	4.44	2.4
SR12	2/10/2014 3:56	29.26	67.6	4.38	2.5	SR12	2/10/2014 9:56	29.44	76.0	4.94	4.1	SR12	2/10/2014 15:56	29.51	66.8	4.31	4.8	SR12	2/10/2014 21:56	29.50	66.9	4.34	3.9
SR12	2/10/2014 4:01	29.27	66.4	4.31	2.5	SR12	2/10/2014 10:01	29.47	76.2	4.96	3.7	SR12	2/10/2014 16:01	29.54	66.8	4.30	5.8	SR12	2/10/2014 22:01	29.62	70.0	4.55	2.3
SR12	2/10/2014 4:06	29.27	66.1	4.29	2.4	SR12	2/10/2014 10:06	29.45	75.6	4.92	4.1	SR12	2/10/2014 16:06	29.54	66.2	4.26	6.2	SR12	2/10/2014 22:06	29.59	69.4	4.51	2.5
SR12	2/10/2014 4:11	29.27	66.6	4.32	2.3	SR12	2/10/2014 10:11	29.49	76.8	5.00	3.5	SR12	2/10/2014 16:11	29.55	66.7	4.29	5.5	SR12	2/10/2014 22:11	29.61	70.7	4.60	2.2
SR12	2/10/2014 4:16	29.27	66.1	4.28	2.4	SR12	2/10/2014 10:16	29.47	76.0	4.94	3.8	SR12	2/10/2014 16:16	29.50	66.4	4.28	4.1	SR12	2/10/2014 22:16	29.61	70.2	4.56	2.2
SR12	2/10/2014 4:21	29.28	65.9	4.27	2.2	SR12	2/10/2014 10:21	29.47	75.9	4.94	3.7	SR12	2/10/2014 16:21	29.51	64.8	4.18	4.7	SR12	2/10/2014 22:21	29.59	69.9	4.54	2.3
SR12	2/10/2014 4:26	29.28	66.1	4.29	2.3	SR12	2/10/2014 10:26	29.47	75.8	4.93	3.9	SR12	2/10/2014 16:26	29.51	63.2	4.07	5.4	SR12	2/10/2014 22:26	29.56	68.0	4.41	2.3
SR12	2/10/2014 4:31	29.28	66.7	4.32	2.5	SR12	2/10/2014 10:31	29.48	76.4	4.97	3.7	SR12	2/10/2014 16:31	29.48	65.6	4.23	5.3	SR12	2/10/2014 22:31	29.55	69.1	4.48	3.2
SR12	2/10/2014 4:36	29.28	66.8	4.33	2.3	SR12	2/10/2014 10:36	29.49	76.4	4.97	3.9	SR12	2/10/2014 16:36	29.49	67.1	4.33	4.6	SR12	2/10/2014 22:36	29.57	69.5	4.51	2.6
SR12	2/10/2014 4:41	29.28	67.1	4.35	2.5	SR12	2/10/2014 10:41	29.52	77.4	5.03	3.4	SR12	2/10/2014 16:41	29.50	66.2	4.27	4.1	SR12	2/10/2014 22:41	29.57	68.4	4.44	2.7
SR12	2/10/2014 4:46	29.29	65.2	4.22	3.2	SR12	2/10/2014 10:46	29.55	77.3	5.03	3.3	SR12	2/10/2014 16:46	29.50	65.6	4.22	5.9	SR12	2/10/2014 22:46	29.53	69.5	4.51	3.0
SR12	2/10/2014 4:51	29.27	67.1	4.35	2.4	SR12	2/10/2014 10:51	29.54	77.0	5.01	3.5	SR12	2/10/2014 16:51	29.50	69.5	4.49	4.0	SR12	2/10/2014 22:51	29.51	68.8	4.46	3.3
SR12	2/10/2014 4:56	29.26	68.4	4.44	2.9	SR12	2/10/2014 10:56	29.55	76.8	4.99	3.3	SR12	2/10/2014 16:56	29.51	66.6	4.29	5.2	SR12	2/10/2014 22:56	29.52	70.6	4.57	3.3
SR12	2/10/2014 5:01	29.24	68.9	4.47	2.8	SR12	2/10/2014 11:01	29.54	75.8	4.93	3.2	SR12	2/10/2014 17:01	29.50	67.5	4.35	4.0	SR12	2/10/2014 23:01	29.50	69.4	4.50	3.1
SR12	2/10/2014 5:06	29.20	69.0	4.49	2.8	SR12	2/10/2014 11:06	29.51	74.3	4.83	5.4	SR12	2/10/2014 17:06	29.49	68.5	4.43	3.4	SR12	2/10/2014 23:06	29.56	71.2	4.63	2.2
SR12	2/10/2014 5:11	29.21	68.4	4.44	3.2	SR12	2/10/2014 11:11	29.66	78.9	5.12	2.7	SR12	2/10/2014 17:11	29.47	70.7	4.57	2.9	SR12	2/10/2014 23:11	29.55	70.4	4.57	2.4
SR12	2/10/2014 5:16	29.26	67.3	4.36	3.2	SR12	2/10/2014 11:16	29.65	78.7	5.11	3.0	SR12	2/10/2014 17:16	29.50	68.1	4.39	4.1	SR12	2/10/2014 23:16	29.54	69.7	4.52	2.3
SR12	2/10/2014 5:21	29.28	66.6	4.31	2.9	SR12	2/10/2014 11:21	29.53	74.4	4.84	3.7	SR12	2/10/2014 17:21	29.58	74.2	4.79	3.8	SR12	2/10/2014 23:21	29.55	70.1	4.55	2.4
SR12	2/10/2014 5:26	29.28	66.4	4.30	2.9	SR12	2/10/2014 11:26	29.68	79.7	5.18	2.6	SR12	2/10/2014 17:26	29.46	66.2	4.27	6.6	SR12	2/10/2014 23:26	29.50	67.3	4.36	3.1
SR12	2/10/2014 5:31	29.28	65.3	4.22	2.9	SR12	2/10/2014 11:31	29.63	77.5	5.04	3.0	SR12	2/10/2014 17:31	29.54	75.4	4.88	3.8	SR12	2/10/2014 23:31	29.49	68.0	4.41	2.7
SR12	2/10/2014 5:36	29.28	64.1	4.15	3.7	SR12	2/10/2014 11:36	29.65	77.8	5.06	2.7	SR12	2/10/2014 17:36	29.53	74.1	4.80	3.7	SR12	2/10/2014 23:36	29.49	69.6	4.52	2.4
SR12	2/10/2014 5:41	29.27	65.4	4.24	2.9	SR12	2/10/2014 11:41	29.59	75.5	4.91	2.9	SR12	2/10/2014 17:41	29.56	76.4	4.96	3.7	SR12	2/10/2014 23:41	29.46	65.7	4.26	3.1
SR12	2/10/2014 5:46	29.26	64.9	4.20	3.1	SR12	2/10/2014 11:46	29.67	77.5	5.04	2.9	SR12	2/10/2014 17:46	29.66	77.5	5.03	3.0	SR12	2/10/2014 23:46	29.46	65.7	4.25	3.0
SR12	2/10/2014 5:51	29.27	65.4	4.23	3.9	SR12	2/10/2014 11:51	29.63	76.2	4.95	2.7	SR12	2/10/2014 17:51	29.61	76.5	4.96	3.6	SR12	2/10/2014 23:51	29.43	66.7	4.32	3.3
SR12	2/10/2014 5:56	29.27	64.9	4.20	3.7	SR12	2/10/2014 11:56	29.61	76.3	4.96	4.0	SR12	2/10/2014 17:56	29.68	79.1	5.14	2.9	SR12	2/10/2014 23:56	29.41	65.6	4.24	3.4

Station	Timestamp	Temp (° C)	DO (%)	DO (mg/L)	Tur (NTU)	Station	Timestamp	Temp (° C)	DO (%)	DO (mg/L)	Tur (NTU)	Station	Timestamp	Temp (° C)	DO (%)	DO (mg/L)	Tur (NTU)	Station	Timestamp	Temp (°C)	DO (%)	DO (mg/L)	Tur (NTU)
SR13	2/10/2014 0:00	29.31	65.7	**4.26**	3.5	SR13	2/10/2014 6:00	29.22	60.7	**3.94**	3.7	SR13	2/10/2014 12:00	29.42	66.6	**4.32**	1.8	SR13	2/10/2014 18:00	29.41	67.2	**4.35**	5.0
SR13	2/10/2014 0:05	29.31	65.4	**4.25**	3.9	SR13	2/10/2014 6:05	29.22	60.7	**3.94**	5.7	SR13	2/10/2014 12:05	29.41	65.6	**4.26**	0.9	SR13	2/10/2014 18:05	29.41	66.4	**4.30**	4.4
SR13	2/10/2014 0:10	29.31	65.2	**4.23**	2.8	SR13	2/10/2014 6:10	29.22	60.5	**3.93**	4.8	SR13	2/10/2014 12:10	29.45	66.8	**4.34**	1.5	SR13	2/10/2014 18:10	29.42	65.9	**4.27**	4.1
SR13	2/10/2014 0:15	29.31	65.2	**4.24**	3.0	SR13	2/10/2014 6:15	29.22	59.3	**3.85**	4.7	SR13	2/10/2014 12:15	29.53	68.3	**4.43**	1.4	SR13	2/10/2014 18:15	29.42	65.1	**4.22**	4.2
SR13	2/10/2014 0:20	29.31	65.7	**4.27**	3.4	SR13	2/10/2014 6:20	29.21	57.8	**3.75**	2.8	SR13	2/10/2014 12:20	29.54	69.8	**4.53**	3.5	SR13	2/10/2014 18:20	29.39	65.9	**4.27**	9.6
SR13	2/10/2014 0:25	29.30	65.1	**4.22**	3.7	SR13	2/10/2014 6:25	29.21	59.5	**3.86**	3.2	SR13	2/10/2014 12:25	29.50	67.4	**4.37**	2.1	SR13	2/10/2014 18:25	29.41	65.6	**4.25**	5.4
SR13	2/10/2014 0:30	29.29	65.4	**4.25**	4.4	SR13	2/10/2014 6:30	29.20	60.4	**3.92**	2.5	SR13	2/10/2014 12:30	29.52	66.8	**4.33**	1.0	SR13	2/10/2014 18:30	29.42	65.4	**4.24**	4.6
SR13	2/10/2014 0:35	29.29	65.2	**4.23**	6.3	SR13	2/10/2014 6:35	29.18	62.9	**4.08**	2.4	SR13	2/10/2014 12:35	29.45	68.7	**4.46**	4.0	SR13	2/10/2014 18:35	29.39	65.3	**4.23**	6.3
SR13	2/10/2014 0:40	29.29	64.6	**4.19**	4.7	SR13	2/10/2014 6:40	29.18	62.5	**4.06**	2.5	SR13	2/10/2014 12:40	29.52	69.2	**4.49**	2.6	SR13	2/10/2014 18:40	29.41	65.3	**4.23**	5.6
SR13	2/10/2014 0:45	29.29	64.4	**4.18**	4.4	SR13	2/10/2014 6:45	29.18	62.6	**4.07**	2.2	SR13	2/10/2014 12:45	29.52	68.1	**4.42**	1.5	SR13	2/10/2014 18:45	29.40	65.3	**4.23**	5.9
SR13	2/10/2014 0:50	29.29	64.2	**4.16**	4.6	SR13	2/10/2014 6:50	29.19	58.2	**3.78**	2.3	SR13	2/10/2014 12:50	29.49	67.5	**4.38**	3.5	SR13	2/10/2014 18:50	29.41	65.2	**4.22**	6.9
SR13	2/10/2014 0:55	29.29	64.5	**4.19**	4.4	SR13	2/10/2014 6:55	29.19	60.8	**3.95**	2.1	SR13	2/10/2014 12:55	29.46	66.6	**4.33**	4.0	SR13	2/10/2014 18:55	29.39	65.5	**4.24**	6.4
SR13	2/10/2014 1:00	29.29	64.3	**4.18**	4.3	SR13	2/10/2014 7:00	29.19	61.3	**3.98**	2.3	SR13	2/10/2014 13:00	29.45	66.3	**4.30**	4.9	SR13	2/10/2014 19:00	29.39	65.1	**4.22**	5.6
SR13	2/10/2014 1:05	29.28	64.5	**4.19**	3.8	SR13	2/10/2014 7:05	29.19	62.8	**4.08**	3.6	SR13	2/10/2014 13:05	29.44	65.4	**4.25**	3.4	SR13	2/10/2014 19:05	29.38	65.1	**4.22**	6.3
SR13	2/10/2014 1:10	29.28	64.9	**4.21**	4.6	SR13	2/10/2014 7:10	29.19	62.7	**4.07**	3.9	SR13	2/10/2014 13:10	29.43	65.0	**4.22**	3.4	SR13	2/10/2014 19:10	29.37	65.0	**4.21**	6.2
SR13	2/10/2014 1:15	29.28	65.0	**4.22**	4.4	SR13	2/10/2014 7:15	29.18	61.9	**4.02**	3.0	SR13	2/10/2014 13:15	29.44	64.7	**4.20**	2.7	SR13	2/10/2014 19:15	29.38	64.3	**4.17**	5.0
SR13	2/10/2014 1:20	29.28	64.5	**4.19**	4.4	SR13	2/10/2014 7:20	29.19	62.8	**4.08**	3.0	SR13	2/10/2014 13:20	29.45	64.9	**4.21**	2.6	SR13	2/10/2014 19:20	29.39	64.7	**4.19**	5.5
SR13	2/10/2014 1:25	29.27	64.6	**4.19**	4.5	SR13	2/10/2014 7:25	29.19	64.1	**4.16**	4.2	SR13	2/10/2014 13:25	29.47	66.1	**4.29**	2.7	SR13	2/10/2014 19:25	29.39	64.6	**4.19**	5.5
SR13	2/10/2014 1:30	29.27	65.2	**4.23**	5.1	SR13	2/10/2014 7:30	29.19	62.9	**4.09**	3.7	SR13	2/10/2014 13:30	29.46	66.6	**4.32**	4.9	SR13	2/10/2014 19:30	29.39	64.4	**4.17**	4.7
SR13	2/10/2014 1:35	29.27	64.8	**4.20**	4.8	SR13	2/10/2014 7:35	29.20	64.0	**4.16**	2.3	SR13	2/10/2014 13:35	29.49	66.8	**4.33**	2.6	SR13	2/10/2014 19:35	29.40	64.8	**4.20**	4.8
SR13	2/10/2014 1:40	29.27	64.2	**4.17**	4.8	SR13	2/10/2014 7:40	29.20	63.7	**4.14**	2.2	SR13	2/10/2014 13:40	29.51	67.6	**4.38**	2.9	SR13	2/10/2014 19:40	29.38	64.4	**4.17**	5.3
SR13	2/10/2014 1:45	29.26	64.2	**4.16**	5.0	SR13	2/10/2014 7:45	29.21	62.8	**4.08**	1.8	SR13	2/10/2014 13:45	29.44	66.1	**4.29**	3.0	SR13	2/10/2014 19:45	29.37	64.0	**4.15**	5.6
SR13	2/10/2014 1:50	29.26	64.3	**4.17**	4.9	SR13	2/10/2014 7:50	29.20	62.1	**4.03**	1.2	SR13	2/10/2014 13:50	29.51	66.8	**4.33**	2.6	SR13	2/10/2014 19:50	29.38	63.9	**4.14**	4.3
SR13	2/10/2014 1:55	29.26	64.2	**4.16**	5.0	SR13	2/10/2014 7:55	29.20	61.4	**3.99**	1.3	SR13	2/10/2014 13:55	29.54	67.4	**4.37**	2.1	SR13	2/10/2014 19:55	29.38	63.8	**4.14**	4.4
SR13	2/10/2014 2:00	29.25	62.1	**4.03**	3.8	SR13	2/10/2014 8:00	29.19	61.7	**4.01**	1.1	SR13	2/10/2014 14:00	29.54	67.3	**4.36**	2.6	SR13	2/10/2014 20:00	29.37	63.9	**4.14**	4.6
SR13	2/10/2014 2:05	29.25	63.1	**4.09**	4.6	SR13	2/10/2014 8:05	29.18	62.9	**4.09**	2.6	SR13	2/10/2014 14:05	29.45	67.2	**4.36**	6.5	SR13	2/10/2014 20:05	29.36	64.6	**4.19**	4.8
SR13	2/10/2014 2:10	29.27	62.1	**4.03**	3.4	SR13	2/10/2014 8:10	29.19	62.6	**4.07**	1.6	SR13	2/10/2014 14:10	29.45	66.7	**4.33**	8.2	SR13	2/10/2014 20:10	29.36	65.0	**4.21**	5.5
SR13	2/10/2014 2:15	29.26	62.2	**4.03**	7.2	SR13	2/10/2014 8:15	29.18	62.1	**4.04**	1.2	SR13	2/10/2014 14:15	29.46	67.4	**4.37**	5.2	SR13	2/10/2014 20:15	29.36	64.7	**4.19**	5.9
SR13	2/10/2014 2:20	29.26	63.0	**4.08**	6.1	SR13	2/10/2014 8:20	29.18	62.2	**4.04**	2.0	SR13	2/10/2014 14:20	29.43	67.2	**4.35**	8.1	SR13	2/10/2014 20:20	29.36	64.4	**4.17**	4.4
SR13	2/10/2014 2:25	29.25	63.5	**4.12**	8.9	SR13	2/10/2014 8:25	29.19	62.5	**4.06**	1.9	SR13	2/10/2014 14:25	29.42	66.6	**4.32**	7.4	SR13	2/10/2014 20:25	29.36	64.6	**4.19**	4.4
SR13	2/10/2014 2:30	29.25	63.2	**4.09**	9.6	SR13	2/10/2014 8:30	29.19	61.9	**4.02**	1.9	SR13	2/10/2014 14:30	29.41	66.2	**4.29**	7.5	SR13	2/10/2014 20:30	29.35	64.0	**4.15**	5.3
SR13	2/10/2014 2:35	29.26	62.6	**4.06**	7.3	SR13	2/10/2014 8:35	29.19	61.1	**3.97**	1.4	SR13	2/10/2014 14:35	29.42	65.9	**4.27**	5.4	SR13	2/10/2014 20:35	29.37	65.8	**4.27**	3.7
SR13	2/10/2014 2:40	29.25	62.3	**4.04**	9.0	SR13	2/10/2014 8:40	29.19	62.7	**4.08**	2.0	SR13	2/10/2014 14:40	29.42	66.4	**4.31**	6.3	SR13	2/10/2014 20:40	29.38	68.0	**4.42**	3.9
SR13	2/10/2014 2:45	29.25	62.6	**4.06**	8.2	SR13	2/10/2014 8:45	29.20	63.5	**4.13**	2.9	SR13	2/10/2014 14:45	29.44	66.1	**4.29**	4.9	SR13	2/10/2014 20:45	29.37	66.3	**4.30**	3.5
SR13	2/10/2014 2:50	29.25	62.9	**4.08**	7.0	SR13	2/10/2014 8:50	29.20	63.0	**4.09**	1.8	SR13	2/10/2014 14:50	29.45	66.6	**4.32**	4.5	SR13	2/10/2014 20:50	29.38	66.4	**4.32**	3.9
SR13	2/10/2014 2:55	29.25	61.9	**4.01**	8.1	SR13	2/10/2014 8:55	29.20	63.0	**4.09**	1.8	SR13	2/10/2014 14:55	29.44	67.1	**4.35**	5.9	SR13	2/10/2014 20:55	29.37	66.6	**4.33**	3.3
SR13	2/10/2014 3:00	29.24	64.0	**4.15**	10.7	SR13	2/10/2014 9:00	29.19	62.4	**4.05**	1.9	SR13	2/10/2014 15:00	29.44	66.8	**4.33**	4.7	SR13	2/10/2014 21:00	29.38	66.8	**4.34**	3.5
SR13	2/10/2014 3:05	29.24	63.8	**4.14**	9.2	SR13	2/10/2014 9:05	29.19	61.7	**4.01**	2.5	SR13	2/10/2014 15:05	29.45	66.4	**4.30**	4.1	SR13	2/10/2014 21:05	29.38	66.5	**4.32**	3.8
SR13	2/10/2014 3:10	29.23	64.1	**4.15**	7.8	SR13	2/10/2014 9:10	29.18	61.2	**3.98**	1.7	SR13	2/10/2014 15:10	29.43	66.8	**4.33**	5.4	SR13	2/10/2014 21:10	29.38	66.2	**4.30**	2.9
SR13	2/10/2014 3:15	29.23	64.1	**4.16**	6.9	SR13	2/10/2014 9:15	29.18	59.4	**3.86**	2.3	SR13	2/10/2014 15:15	29.43	66.6	**4.31**	4.0	SR13	2/10/2014 21:15	29.39	67.2	**4.37**	2.8
SR13	2/10/2014 3:20	29.23	63.4	**4.11**	7.7	SR13	2/10/2014 9:20	29.18	60.0	**3.90**	1.7	SR13	2/10/2014 15:20	29.42	66.5	**4.31**	4.0	SR13	2/10/2014 21:20	29.39	67.2	**4.37**	3.0
SR13	2/10/2014 3:25	29.23	63.2	**4.10**	8.4	SR13	2/10/2014 9:25	29.20	59.7	**3.88**	1.2	SR13	2/10/2014 15:25	29.44	66.6	**4.32**	3.5	SR13	2/10/2014 21:25	29.39	67.2	**4.37**	2.3
SR13	2/10/2014 3:30	29.22	63.8	**4.14**	5.2	SR13	2/10/2014 9:30	29.20	59.8	**3.89**	1.3	SR13	2/10/2014 15:30	29.42	66.4	**4.30**	4.3	SR13	2/10/2014 21:30	29.40	66.9	**4.35**	2.0
SR13	2/10/2014 3:35	29.23	64.8	**4.20**	5.8	SR13	2/10/2014 9:35	29.20	59.3	**3.85**	1.2	SR13	2/10/2014 15:35	29.46	66.5	**4.31**	3.1	SR13	2/10/2014 21:35	29.40	66.6	**4.33**	2.0
SR13	2/10/2014 3:40	29.23	64.2	**4.16**	5.5	SR13	2/10/2014 9:40	29.20	59.0	**3.83**	0.7	SR13	2/10/2014 15:40	29.44	65.9	**4.27**	3.8	SR13	2/10/2014 21:40	29.41	66.4	**4.32**	2.0
SR13	2/10/2014 3:45	29.23	64.1	**4.16**	5.4	SR13	2/10/2014 9:45	29.21	58.1	**3.78**	2.7	SR13	2/10/2014 15:45	29.45	65.9	**4.27**	3.1	SR13	2/10/2014 21:45	29.40	67.1	**4.36**	1.8
SR13	2/10/2014 3:50	29.24	63.9	**4.14**	4.8	SR13	2/10/2014 9:50	29.26	64.2	**4.17**	3.3	SR13	2/10/2014 15:50	29.46	66.6	**4.31**	3.7	SR13	2/10/2014 21:50	29.39	67.9	**4.42**	3.2
SR13	2/10/2014 3:55	29.24	63.8	**4.14**	5.0	SR13	2/10/2014 9:55	29.26	65.3	**4.24**	3.1	SR13	2/10/2014 15:55	29.45	65.9	**4.27**	3.1	SR13	2/10/2014 21:55	29.40	68.1	**4.43**	2.4
SR13	2/10/2014 4:00	29.24	63.5	**4.12**	4.5	SR13	2/10/2014 10:00	29.26	65.3	**4.24**	3.0	SR13	2/10/2014 16:00	29.59	67.7	**4.38**	2.4	SR13	2/10/2014 22:00	29.42	67.3	**4.38**	1.5
SR13	2/10/2014 4:05	29.23	63.6	**4.12**	5.0	SR13	2/10/2014 10:05	29.27	65.7	**4.27**	3.3	SR13	2/10/2014 16:05	29.56	67.9	**4.39**	2.5	SR13	2/10/2014 22:05	29.41	67.4	**4.38**	1.5
SR13	2/10/2014 4:10	29.24	62.9	**4.08**	3.8	SR13	2/10/2014 10:10	29.26	64.5	**4.19**	2.5	SR13	2/10/2014 16:10	29.52	66.9	**4.33**	2.5	SR13	2/10/2014 22:10	29.42	67.5	**4.40**	1.5
SR13	2/10/2014 4:15	29.24	63.3	**4.10**	4.0	SR13	2/10/2014 10:15	29.26	64.5	**4.19**	2.9	SR13	2/10/2014 16:15	29.50	66.5	**4.31**	2.6	SR13	2/10/2014 22:15	29.41	67.4	**4.39**	1.6
SR13	2/10/2014 4:20	29.23	62.8	**4.08**	4.5	SR13	2/10/2014 10:20	29.28	65.7	**4.27**	3.1	SR13	2/10/2014 16:20	29.52	66.7	**4.32**	1.9	SR13	2/10/2014 22:20	29.42	67.5	**4.39**	1.2
SR13	2/10/2014 4:25	29.23	63.3	**4.10**	4.7	SR13	2/10/2014 10:25	29.28	65.8	**4.27**	1.9	SR13	2/10/2014 16:25	29.48	72.2	**4.67**	4.6	SR13	2/10/2014 22:25	29.42	68.0	**4.43**	1.9
SR13	2/10/2014 4:30	29.23	63.0	**4.08**	4.2	SR13	2/10/2014 10:30	29.28	65.9	**4.29**	2.4	SR13	2/10/2014 16:30	29.44	68.6	**4.45**	6.2	SR13	2/10/2014 22:30	29.42	67.2	**4.38**	1.0
SR13	2/10/2014 4:35	29.23	62.7	**4.07**	3.5	SR13	2/10/2014 10:35	29.30	66.5	**4.32**	2.5	SR13	2/10/2014 16:35	29.45	68.6	**4.44**	5.1	SR13	2/10/2014 22:35	29.42	67.3	**4.38**	1.1
SR13	2/10/2014 4:40	29.23	63.3	**4.11**	3.7	SR13	2/10/2014 10:40	29.30	66.5	**4.32**	2.4	SR13	2/10/2014 16:40	29.46	68.5	**4.44**	5.1	SR13	2/10/2014 22:40	29.43	67.0	**4.36**	1.2
SR13	2/10/2014 4:45	29.23	63.4	**4.11**	3.2	SR13	2/10/2014 10:45	29.31	65.9	**4.28**	1.7	SR13	2/10/2014 16:45	29.44	67.7	**4.39**	5.3	SR13	2/10/2014 22:45	29.41	67.3	**4.38**	1.5
SR13	2/10/2014 4:50	29.23	62.9	**4.08**	3.4	SR13	2/10/2014 10:50	29.29	66.6	**4.33**	5.1	SR13	2/10/2014 16:50	29.45	68.8	**4.46**	6.2	SR13	2/10/2014 22:50	29.41	66.7	**4.34**	1.2
SR13	2/10/2014 4:55	29.23	62.6	**4.06**	2.9	SR13	2/10/2014 10:55	29.29	66.0	**4.29**	2.4	SR13	2/10/2014 16:55	29.44	67.8	**4.39**	4.7	SR13	2/10/2014 22:55	29.44	66.3	**4.32**	0.8
SR13	2/10/2014 5:00	29.23	62.4	**4.05**	3.6	SR13	2/10/2014 11:00	29.29	66.1	**4.29**	2.0	SR13	2/10/2014 17:00	29.46	66.9	**4.34**	3.6	SR13	2/10/2014 23:00	29.41	66.2	**4.31**	1.2
SR13	2/10/2014 5:05	29.23	62.3	**4.04**	3.8	SR13	2/10/2014 11:05	29.31	65.9	**4.28**	2.7	SR13	2/10/2014 17:05	29.44	66.8	**4.33**	4.3	SR13	2/10/2014 23:05	29.43	65.7	**4.28**	1.4
SR13	2/10/2014 5:10	29.23	61.7	**4.00**	3.5	SR13	2/10/2014 11:10	29.31	65.2	**4.24**	1.6	SR13	2/10/2014 17:10	29.44	67.6	**4.38**	5.5	SR13	2/10/2014 23:10	29.42	65.0	**4.23**	1.3
SR13	2/10/2014 5:15	29.23	61.9	**4.02**	3.7	SR13	2/10/2014 11:15	29.37	66.3	**4.31**	1.5	SR13	2/10/2014 17:15	29.45	67.2	**4.35**	4.3	SR13	2/10/2014 23:15	29.39	63.1	**4.11**	1.6
SR13	2/10/2014 5:20	29.23	61.7	**4.00**	**17.2**	SR13	2/10/2014 11:20	29.34	66.0	**4.29**	1.7	SR13	2/10/2014 17:20	29.44	68.7	**4.45**	5.0	SR13	2/10/2014 23:20	29.43	65.6	**4.27**	1.2
SR13	2/10/2014 5:25	29.23	62.1	**4.03**	3.6	SR13	2/10/2014 11:25	29.38	66.5	**4.32**	1.9	SR13	2/10/2014 17:25	29.42	67.5	**4.37**	8.1	SR13	2/10/2014 23:25	29.39	63.9	**4.15**	2.5
SR13	2/10/2014 5:30	29.22	63.2	**4.10**	4.5	SR13	2/10/2014 11:30	29.43	68.0	**4.41**	2.0	SR13	2/10/2014 17:30	29.43	68.1	**4.41**	6.0	SR13	2/10/2014 23:30	29.40	65.2	**4.24**	2.2
SR13	2/10/2014 5:35	29.23	63.2	**4.10**	9.8	SR13	2/10/2014 11:35	29.40	67.4	**4.38**	2.2	SR13	2/10/2014 17:35	29.43	68.1	**4.41**	6.1	SR13	2/10/2014 23:35	29.41	66.6	**4.33**	1.9
SR13	2/10/2014 5:40	29.21	63.0	**4.09**	5.2	SR13	2/10/2014 11:40	29.40	67.3	**4.37**	2.3	SR13	2/10/2014 17:40	29.42	67.5	**4.37**	6.3	SR13	2/10/2014 23:40	29.40	66.6	**4.33**	2.0
SR13	2/10/2014 5:45	29.22	61.9	**4.02**	3.8	SR13	2/10/2014 11:45	29.42	66.7	**4.33**	2.2	SR13	2/10/2014 17:45	29.41	67.4	**4.37**	8.2	SR13	2/10/2014 23:45	29.40	66.3	**4.31**	2.2
SR13	2/10/2014 5:50	29.22	61.1	**3.96**	4.1	SR13	2/10/2014 11:50	29.42	66.5	**4.32**	1.6	SR13	2/10/2014 17:50	29.40	66.7	**4.32**	8.4	SR13	2/10/2014 23:50	29.40	66.0	**4.29**	1.6
SR13	2/10/2014 5:55	29.22	60.9	**3.95**	3.7	SR13	2/10/2014 11:55	29.44	67.3	**4.37**	1.4	SR13	2/10/2014 17:55	29.41	66.0	**4.27**	6.4	SR13	2/10/2014 23:55	29.40	66.2	**4.30**	2.1

Station	Timestamp	NH_3 (mg/L)				Station	Timestamp	NH_3 (mg/L)			
SR4	2/10/2014 0:17	0.07				SR12	2/10/2014 0:17	0.07			
SR4	2/10/2014 0:37	0.07				SR12	2/10/2014 0:37	0.07			
SR4	2/10/2014 0:57	0.09				SR12	2/10/2014 0:57	0.06			
SR4	2/10/2014 1:17	0.08				SR12	2/10/2014 1:17	0.06			
SR4	2/10/2014 1:37	0.08				SR12	2/10/2014 1:37	0.06			
SR4	2/10/2014 1:57	0.08				SR12	2/10/2014 1:57	0.06			
SR4	2/10/2014 2:17	0.05				SR12	2/10/2014 2:17	0.07			
SR4	2/10/2014 2:37	0.08				SR12	2/10/2014 2:37	0.07			
SR4	2/10/2014 2:57	0.08				SR12	2/10/2014 2:57	0.08			
SR4	2/10/2014 3:17	0.06				SR12	2/10/2014 3:17	0.08			
SR4	2/10/2014 3:37	0.06				SR12	2/10/2014 3:37	0.08			
SR4	2/10/2014 3:57	0.06				SR12	2/10/2014 3:57	0.06			
SR4	2/10/2014 4:17	0.06				SR12	2/10/2014 4:17	0.06			
SR4	2/10/2014 4:37	0.06				SR12	2/10/2014 4:37	0.06			
SR4	2/10/2014 4:57	0.06				SR12	2/10/2014 4:57	0.07			
SR4	2/10/2014 5:17	0.07				SR12	2/10/2014 5:17	0.08			
SR4	2/10/2014 5:37	0.05				SR12	2/10/2014 5:37	0.09			
SR4	2/10/2014 5:57	0.06				SR12	2/10/2014 5:57	0.10			
SR4						SR12					
SR4	2/10/2014 6:37	0.06				SR12	2/10/2014 6:37	0.10			
SR4	2/10/2014 6:57	0.06				SR12	2/10/2014 6:57	0.08			
SR4	2/10/2014 7:17	0.08				SR12	2/10/2014 7:17	0.09			
SR4	2/10/2014 7:37	0.08				SR12	2/10/2014 7:37	0.09			
SR4	2/10/2014 7:57	0.08				SR12	2/10/2014 7:57	0.08			
SR4	2/10/2014 8:17	0.08				SR12	2/10/2014 8:17	0.09			
SR4	2/10/2014 8:37	0.06				SR12	2/10/2014 8:37	0.09			
SR4	2/10/2014 8:57	0.06				SR12	2/10/2014 8:57	0.08			
SR4	2/10/2014 9:17	0.06				SR12	2/10/2014 9:17	0.06			
SR4	2/10/2014 9:37	0.06				SR12	2/10/2014 9:37	0.06			
SR4	2/10/2014 9:57	0.06				SR12	2/10/2014 9:57	0.06			
SR4	2/10/2014 10:17	0.07				SR12	2/10/2014 10:17	0.07			
SR4	2/10/2014 10:37	0.08				SR12	2/10/2014 10:37	0.07			
SR4	2/10/2014 10:57	0.07				SR12	2/10/2014 10:57	0.07			
SR4	2/10/2014 11:17	0.08				SR12	2/10/2014 11:17	0.07			
SR4	2/10/2014 11:37	0.08				SR12	2/10/2014 11:37	0.08			
SR4	2/10/2014 11:57	0.07				SR12	2/10/2014 11:57	0.08			
SR4	2/10/2014 12:17	0.06				SR12	2/10/2014 12:17	0.08			
SR4	2/10/2014 12:37	0.08				SR12	2/10/2014 12:37	0.07			
SR4	2/10/2014 12:57	0.08				SR12	2/10/2014 12:57	0.07			
SR4	2/10/2014 13:17	0.08				SR12	2/10/2014 13:17	0.06			
SR4	2/10/2014 13:37	0.06				SR12	2/10/2014 13:37	0.06			
SR4	2/10/2014 13:57	0.07				SR12	2/10/2014 13:57	0.06			
SR4	2/10/2014 14:17	0.07				SR12	2/10/2014 14:17	0.08			
SR4	2/10/2014 14:37	0.08				SR12	2/10/2014 14:37	0.08			
SR4	2/10/2014 14:57	0.07				SR12	2/10/2014 14:57	0.08			
SR4	2/10/2014 15:17	0.07				SR12	2/10/2014 15:17	0.07			
SR4	2/10/2014 15:37	0.08				SR12	2/10/2014 15:37	0.08			
SR4	2/10/2014 15:57	0.08				SR12	2/10/2014 15:57	0.07			
SR4	2/10/2014 16:17	0.08				SR12	2/10/2014 16:17	0.07			
SR4	2/10/2014 16:37	0.09				SR12	2/10/2014 16:37	0.07			
SR4	2/10/2014 16:57	0.08				SR12	2/10/2014 16:57	0.07			
SR4	2/10/2014 17:17	0.08				SR12	2/10/2014 17:17	0.07			
SR4	2/10/2014 17:37	0.07				SR12	2/10/2014 17:37	0.07			
SR4	2/10/2014 17:57	0.07				SR12	2/10/2014 17:57	0.07			
SR4	2/10/2014 18:17	0.06				SR12	2/10/2014 18:17	0.08			
SR4	2/10/2014 18:37	0.06				SR12	2/10/2014 18:37	0.08			
SR4	2/10/2014 18:57	0.06				SR12	2/10/2014 18:57	0.08			
SR4	2/10/2014 19:17	0.06				SR12	2/10/2014 19:17	0.08			
SR4	2/10/2014 19:37	0.06				SR12	2/10/2014 19:37	0.06			
SR4	2/10/2014 19:57	0.08				SR12	2/10/2014 19:57	0.06			
SR4	2/10/2014 20:17	0.08				SR12	2/10/2014 20:17	0.06			
SR4	2/10/2014 20:37	0.07				SR12	2/10/2014 20:37	0.06			
SR4	2/10/2014 20:57	0.08				SR12	2/10/2014 20:57	0.06			
SR4	2/10/2014 21:17	0.07				SR12	2/10/2014 21:17	0.06			
SR4	2/10/2014 21:37	0.05				SR12	2/10/2014 21:37	0.07			
SR4	2/10/2014 21:57	0.06				SR12	2/10/2014 21:57	0.08			
SR4	2/10/2014 22:17	0.06				SR12	2/10/2014 22:17	0.08			
SR4	2/10/2014 22:37	0.06				SR12	2/10/2014 22:37	0.08			
SR4	2/10/2014 22:57	0.07				SR12	2/10/2014 22:57	0.08			
SR4	2/10/2014 23:17	0.07				SR12	2/10/2014 23:17	0.06			
SR4	2/10/2014 23:37	0.06				SR12	2/10/2014 23:37	0.06			
SR4	2/10/2014 23:57	0.06				SR12	2/10/2014 23:57	0.06			

Remark: Fonts with underline: Action Level Exceedance
Fonts with bold and underline: Limit Level Exceedance
Automatic Instrument calibration of NH3-N monitor was carried out during 5:57-6:37 at SR4 and SR12.
SR10 monitoring station was under maintenance during 13:40-14:10.
SR11 monitoring station was under maintenance during 12:20-12:50.

MATERIALAB CONSULTANTS LIMITED
Fugro Development Centre,
5 Lok Yi Street,
17 M.S. Castle Peak Road,
Tai Lam, Tuen Mun, N.T., Hong Kong.
Tel : (852)-24508238
Fax : (852)-24508032
Email : mcl@fugro.com.hk

MaterialLab

Interim Notification of Environmental Quality Limits Exceedances
24hr Water Quality Monitoring

Incident Report on Action Level or Limit Level Non-compliance

Reference No.:	20141003/24/SR5
Project:	CV/2013/04 - Providing Sufficient Water Depth for Kwai Tsing Container Basin and its Approach Channel
Date:	03/10/2014 – 04/10/2014
Time:	03/10/2014 00:00 – 04/10/2014 23:55
Monitoring Location:	SR5 – Ma Wan FCZ
Dissolved Oxygen	
Action Level / Limit Level:	5.46 / 5.39 (6 consecutive monitoring data exceedance)
Measured Level:	Four (4) AL Exceedances: 3/10: 4:00 – 4:25 (1) 4/10: 9:10 – 9:35 (1), 9:55 – 10:20 (1), 12:40 – 13:05 (1) Sixty one (61) LL Exceedances: 3/10: 1:00 – 2:25 (3), 3:30 – 3:55 (1), 4:30 – 4:55 (1), 13:15 – 23:10 (20) 4/10: 0:45 – 7:40 (14), 11:40 – 12:35 (2), 13:30 – 14:25 (2), 14:50 – 23:45 (18)
Action taken / to be taken:	Silt curtain and dredging rate were inspected and confirmed in a proper condition during the period. Monitoring equipment is checked and confirmed without problem.
Possible reason for Action or Limit Level Non-compliance:	Dissolved Oxygen At ebb tide, SR5 was situated at upstream of the Project, the water quality would not be affected by the construction. Routine impact monitoring was carried out on 4/10. At flood tide of routine impact monitoring on 4/10, DO (S&M) at C2 was 5.28 mg/L while at ebb tide of routine impact monitoring on 4/10, DO (S&M) at C1 was 4.95 mg/L. The readings were lower than the Limit Level of SR5, indicating the background DO was low during monitoring period. The exceedance was not considered due to the project. The exceedance may be caused by influences in the vicinity of the station or changes in ambient conditions.
Remarks:	Dredging works conducted at Portion A and Portion B of the Project. According to Contractor, dredged rate (in-situ) at Portion A on 3/10 and 4/10 were both 2154 m^3/day, while dredged rate (in-situ) at Portion B on 3/10 and 4/10 were 538 m^3/day and 1077 m^3/day respectively. Flood tide: 2/10 20:24 – 3/10 03:23, 3/10 11:02 – 3/10 18:56, 3/10 22:18 – 4/10 04:50, 4/10 12:04 – 4/10 19:31 Ebb tide: 3/10 03:23 – 3/10 11:02, 3/10 18:56 – 3/10 22:18, 4/10 04:50 – 4/10 12:04, 4/10 19:31 – 4/10 23:49

Certified by: Colin Yung
Designation: Environmental Team Leader

Signature:

Date: 28/10/2014

The copyright of this document is owned by MaterialLab Consultants Ltd. It may not be reproduced except with prior written approval from the Company.

MATERIALAB CONSULTANTS LIMITED
Fugro Development Centre,
5 Lok Yi Street,
17 M.S. Castle Peak Road,
Tai Lam, Tuen Mun, N.T., Hong Kong.
Tel : (852)-24508238
Fax : (852)-24508032
Email : mcl@fugro.com.hk

MaterialLab

Interim Notification of Environmental Quality Limits Exceedances
24hr Water Quality Monitoring

Incident Report on Action Level or Limit Level Non-compliance

Reference No.:	20141003/24/SR9
Project:	CV/2013/04 - Providing Sufficient Water Depth for Kwai Tsing Container Basin and its Approach Channel
Date:	03/10/2014 – 04/10/2014
Time:	03/10/2014 00:00 – 04/10/2014 23:55
Monitoring Location:	SR9 – Cheung Sha Wan FCZ
Turbidity	
Action Level / Limit Level:	2.8 / 4.7 (6 consecutive monitoring data exceedance)
Measured Level:	Thirty One (31) AL Exceedances: 3/10: 2:30 – 2:55 (1), 3:45 – 6:40 (6), 10:40 – 13:35 (6), 4/10: (3/10) 16;50 – (4/10) 0:45 (16), 1:30 – 2:25 (2) Six (6) LL Exceedances: 3/10: 13:50 – 16:45 (6)
Action taken / to be taken:	Silt curtain and dredging rate were inspected and confirmed in a proper condition during the period. Monitoring equipment is checked and confirmed without problem.
Possible reason for Action or Limit Level Non-compliance:	Turbidity The first occurrence of exceedance case was found at flood tide, when SR9 was situated at upstream of the Project, the water quality would not be affected by the construction. Routine impact monitoring was carried out on 4/10. At flood tide of routine impact monitoring on 4/10, Turbidity at C3 was 7.9 NTU while at ebb tide of routine impact monitoring on 4/10, Turbidity at C1 was 3.4 NTU. The readings were higher than the Limit Level and Action Level of SR9 respectively, indicating the background Turbidity was high during monitoring period. The exceedance was not considered due to the project. The exceedance may be caused by influences in the vicinity of the station or changes in ambient conditions.
Remarks:	Dredging works conducted at Portion A and Portion B of the Project. According to Contractor, dredged rate (in-situ) at Portion A on 3/10 and 4/10 were both 2154 m^3/day, while dredged rate (in-situ) at Portion B on 3/10 and 4/10 were 538 m^3/day and 1077 m^3/day respectively. Flood tide: 2/10 20:24 – 3/10 03:23, 3/10 11:02 – 3/10 18:56, 3/10 22:18 – 4/10 04:50, 4/10 12:04 – 4/10 19:31 Ebb tide: 3/10 03:23 – 3/10 11:02, 3/10 18:56 – 3/10 22:18, 4/10 04:50 – 4/10 12:04, 4/10 19:31 – 4/10 23:49

Certified by: Colin Yung
Designation: Environmental Team Leader

Signature:

The copyright of this document is owned by MateriaLab Consultants Ltd. It may not be reproduced except with prior written approval from the Company.

MATERIALAB CONSULTANTS LIMITED

Fugro Development Centre,
5 Lok Yi Street,
17 M.S. Castle Peak Road,
Tai Lam, Tuen Mun, N.T., Hong Kong.

Tel : (852)-24508238
Fax : (852)-24508032
Email : mcl@fugro.com.hk

MaterialLab

Date: 28/10/2014

The copyright of this document is owned by MaterialLab Consultants Ltd. It may not be reproduced except with prior written approval from the Company.

MATERIALAB CONSULTANTS LIMITED
Fugro Development Centre,
5 Lok Yi Street,
17 M.S. Castle Peak Road,
Tai Lam, Tuen Mun, N.T., Hong Kong.
Tel : (852)-24508238
Fax : (852)-24508032
Email : mcl@fugro.com.hk

MaterialLab

Interim Notification of Environmental Quality Limits Exceedances
24hr Water Quality Monitoring

Incident Report on Action Level or Limit Level Non-compliance

Reference No.:	20141003/24/SR10
Project:	CV/2013/04 - Providing Sufficient Water Depth for Kwai Tsing Container Basin and its Approach Channel
Date:	03/10/2014 – 04/10/2014
Time:	03/10/2014 00:00 – 04/10/2014 23:55
Monitoring Location:	SR10 – Lo Tik Wan FCZ
Dissolved Oxygen	
Action Level / Limit Level:	6.12 / 5.97 (6 consecutive monitoring data exceedance)
Measured Level:	Twelve (12) AL Exceedances: 3/10: 3:00 -3:25 (1), 14:35 – 15:00 (1), 17:05 – 17:30 (1), 4/10: (3/10) 23:40 – (4/10) 0:35 (2), 1:55 – 2:20 (1), 7:35 – 8:00 (1), 9:15 – 10:40 (3), 16:05 – 16:30 (1), 17:05 – 17:30 (1), Sixty two (62) LL Exceedances: 3/10: (2/10) 23:45 – 2:10 (5), 2:30 – 2:55 (1), 3:35 – 14:30 (22), 15:05 – 17:00 (4), 17:35 – 18:00 (1), 19:25 – 19:50 (1), 20:50 – 23:15 (5) 4/10: 1:25 – 1:50 (1), 4:05 – 7:30 (7), 8:15 – 9:10 (2), 11:45 – 12:40 (2), 16:35 – 17:00 (1), 17:45 – 19:40 (4), 20:35 – 23:30 (6)
Turbidity	
Action Level / Limit Level:	2.8 / 4.7 (6 consecutive monitoring data exceedance)
Measured Level:	One (1) L Exceedance: 3/10: 15:20 – 15:45 (1)
Action taken / to be taken:	Silt curtain and dredging rate were inspected and confirmed in a proper condition during the period. Monitoring equipment is checked and confirmed without problem.
Possible reason for Action or Limit Level Non-compliance:	Dissolved Oxygen The first occurrence of exceedance case was found at flood tide, when SR10 was situated at upstream of the Project, the water quality would not be affected by the construction. Routine impact monitoring was carried out on 4/10. At flood tide of routine impact monitoring on 4/10, DO (S&M) at C2 was 5.28 mg/L while at ebb tide of routine impact monitoring on 4/10, DO (S&M) at C1 was 4.95 mg/L. The readings were lower than the Limit Level of SR10, indicating the background DO was low during monitoring period. The exceedance was not considered due to the project. The exceedance may be caused by influences in the vicinity of the station or changes in ambient conditions. Turbidity One exceedance case was found at flood tide, when SR10 was situated at upstream of the Project, the water quality would not be affected by the construction. Routine impact monitoring was carried out on 4/10. At flood tide of routine impact monitoring on 4/10, Turbidity at C3 was 7.9 NTU. The reading was higher than the Limit Level of SR10, indicating the background Turbidity was high during monitoring period. The exceedance was not considered due to the project. The exceedance may be caused by influences in the vicinity of the station or

The copyright of this document is owned by MaterialLab Consultants Ltd. It may not be reproduced except with prior written approval from the Company.

MATERIALAB CONSULTANTS LIMITED
Fugro Development Centre,
5 Lok Yi Street,
17 M.S. Castle Peak Road,
Tai Lam, Tuen Mun, N.T., Hong Kong.
Tel : (852)-24508238
Fax : (852)-24508032
Email : mcl@fugro.com.hk

	changes in ambient conditions.
Remarks:	Dredging works conducted at Portion A and Portion B of the Project. According to Contractor, dredged rate (in-situ) at Portion A on 3/10 and 4/10 were both 2154 m^3/day, while dredged rate (in-situ) at Portion B on 3/10 and 4/10 were 538 m^3/day and 1077 m^3/day respectively. Flood tide: 2/10 20:24 – 3/10 03:23, 3/10 11:02 – 3/10 18:56, 3/10 22:18 – 4/10 04:50, 4/10 12:04 – 4/10 19:31 Ebb tide: 3/10 03:23 – 3/10 11:02, 3/10 18:56 – 3/10 22:18, 4/10 04:50 – 4/10 12:04, 4/10 19:31 – 4/10 23:49

Certified by: Colin Yung
Designation: Environmental Team Leader
Signature:

Date: 28/10/2014

The copyright of this document is owned by MateriaLab Consultants Ltd. It may not be reproduced except with prior written approval from the Company.

MATERIALAB CONSULTANTS LIMITED
Fugro Development Centre,
5 Lok Yi Street,
17 M.S. Castle Peak Road,
Tai Lam, Tuen Mun, N.T., Hong Kong.
Tel : (852)-24508238
Fax : (852)-24508032
Email : mcl@fugro.com.hk

MaterialLab

Interim Notification of Environmental Quality Limits Exceedances
24hr Water Quality Monitoring

Incident Report on Action Level or Limit Level Non-compliance

Reference No.:	2014103/24/SR11
Project:	CV/2013/04 - Providing Sufficient Water Depth for Kwai Tsing Container Basin and its Approach Channel
Date:	03/10/2014 – 04/10/2014
Time:	03/10/2014 00:00 – 04/10/2014 23:55
Monitoring Location:	SR11 – Sok Kwu Wan FCZ
Dissolved Oxygen	
Action Level / Limit Level:	6.12 / 5.97 (6 consecutive monitoring data exceedance)
Measured Level:	Eleven (11) AL Exceedances: 3/10: 0:15 – 0:40 (1). 4:05 – 5:00 (2), 9:00 – 10:25 (3), 20:25 – 20:50 (1) 4/10: 1:35 – 2:30 (2), 7:55 – 8:20 (1), 16:15 – 16:40 (1) Fifty five (55) LL Exceedances: 3/10: (2/10) 23:45 – (3/10) 0:10 (1), 1:10 – 3:35 (5), 14: 25 – 15:20 (2), 15:30 – 18:55 (7), 19:25 – 20:20 (2) 4/10: (3/10) 22:05 – 1:30 (7), 2:50 – 3:15 (1), 3:25 – 7:50 (9), 8:40 – 12:35 (8), 13:20 -14:45 (3), 15;35 – 16:00 (1), 19:15 – 23:40 (9)
Action taken / to be taken:	Silt curtain and dredging rate were inspected and confirmed in a proper condition during the period. Monitoring equipment is checked and confirmed without problem.
Possible reason for Action or Limit Level Non-compliance:	Dissolved Oxygen The first occurrence of exceedance case was found at flood tide, when SR11 was situated at upstream of the Project, the water quality would not be affected by the construction. Routine impact monitoring was carried out on 4/10. At flood tide of routine impact monitoring on 4/10, DO (S&M) at C2 was 5.28 mg/L while at ebb tide of routine impact monitoring on 4/10, DO (S&M) at C1 was 4.95 mg/L. The readings were lower than the Limit Level of SR11, indicating the background DO was low during monitoring period. The exceedance was not considered due to the project. The exceedance may be caused by influences in the vicinity of the station or changes in ambient conditions.
Remarks:	Dredging works conducted at Portion A and Portion B of the Project. According to Contractor, dredged rate (in-situ) at Portion A on 3/10 and 4/10 were both 2154 m^3/day, while dredged rate (in-situ) at Portion B on 3/10 and 4/10 were 538 m^3/day and 1077 m^3/day respectively. Flood tide: 2/10 20:24 – 3/10 03:23, 3/10 11:02 – 3/10 18:56, 3/10 22:18 – 4/10 04:50, 4/10 12:04 – 4/10 19:31 Ebb tide: 3/10 03:23 – 3/10 11:02, 3/10 18:56 – 3/10 22:18, 4/10 04:50 – 4/10 12:04, 4/10 19:31 – 4/10 23:49

Certified by: Colin Yung
Designation: Environmental Team Leader
Signature:
Date: 17/10/2014

The copyright of this document is owned by MaterialLab Consultants Ltd. It may not be reproduced except with prior written approval from the Company.

MATERIALAB CONSULTANTS LIMITED
Fugro Development Centre,
5 Lok Yi Street,
17 M.S. Castle Peak Road,
Tai Lam, Tuen Mun, N.T., Hong Kong.
Tel : (852)-24508238
Fax : (852)-24508032
Email : mcl@fugro.com.hk

MaterialLab

Interim Notification of Environmental Quality Limits Exceedances
24hr Water Quality Monitoring

Incident Report on Action Level or Limit Level Non-compliance

Reference No.:	20141003/24/SR13
Project:	CV/2013/04 - Providing Sufficient Water Depth for Kwai Tsing Container Basin and its Approach Channel
Date:	03/10/2014 – 04/10/2014
Time:	03/10/2014 00:00 – 04/10/2014 23:55
Monitoring Location:	SR13 – EMSD Cooling Water Intake for Kwai Chung Hospital
Dissolved Oxygen	
Action Level / Limit Level:	5.28 / 5.22 (6 consecutive monitoring data exceedance)
Measured Level:	Ninety six (96) LL Exceedances: (2/10) 23:55 – (4/10) 23:50 (96)
Action taken / to be taken:	Silt curtain and dredging rate were inspected and confirmed in a proper condition during the period. Monitoring equipment is checked and confirmed without problem.
Possible reason for Action or Limit Level Non-compliance:	Dissolved Oxygen At ebb tide, SR13 was situated at upstream of the Project, the water quality would not be affected by the construction. Routine impact monitoring was carried out on 4/10. At flood tide of routine impact monitoring on 4/10, DO (S&M) at G4 (upstream) was 4.15 mg/L while 5.19 was record at G2 (downstream), no decreasing trend of DO (S&M) was shown across the Project. At ebb tide of routine impact monitoring on 4/10, DO (S&M) at C1 was 4.95 mg/L. The reading was lower than the Limit Level of SR13, indicating the background DO was low during monitoring period. The exceedance was not considered due to the project. The exceedance may be caused by influences in the vicinity of the station or changes in ambient conditions.
Remarks:	Dredging works conducted at Portion A and Portion B of the Project. According to Contractor, dredged rate (in-situ) at Portion A on 3/10 and 4/10 were both 2154 m^3/day, while dredged rate (in-situ) at Portion B on 3/10 and 4/10 were 538 m^3/day and 1077 m^3/day respectively. Flood tide: 2/10 20:24 – 3/10 03:23, 3/10 11:02 – 3/10 18:56, 3/10 22:18 – 4/10 04:50, 4/10 12:04 – 4/10 19:31 Ebb tide: 3/10 03:23 – 3/10 11:02, 3/10 18:56 – 3/10 22:18, 4/10 04:50 – 4/10 12:04, 4/10 19:31 – 4/10 23:49

Certified by: Colin Yung
Designation: Environmental Team Leader

Signature: CL

Date: 28/10/2014

The copyright of this document is owned by MaterialLab Consultants Ltd. It may not be reproduced except with prior written approval from the Company.

Station	Timestamp	Temp (° C)	DO (%)	DO (mg/L)	Tur (NTU)	Station	Timestamp	Temp (° C)	DO (%)	DO (mg/L)	Tur (NTU)	Station	Timestamp	Temp (° C)	DO (%)	DO (mg/L)	Tur (NTU)	Station	Timestamp	Temp (°C)	DO (%)	DO (mg/L)	Tur (NTU)
SR4	3/10/2014 0:01	29.49	83.5	5.64	2.8	SR4	3/10/2014 6:01	29.28	77.0	5.20	2.8	SR4	3/10/2014 12:01	29.82	86.6	5.88	2.3	SR4	3/10/2014 18:01	29.53	87.4	5.94	2.8
SR4	3/10/2014 0:06	29.41	84.5	5.71	2.7	SR4	3/10/2014 6:06	29.39	82.0	5.55	1.6	SR4	3/10/2014 12:06	29.81	84.8	5.77	3.3	SR4	3/10/2014 18:06	29.54	87.1	5.92	2.5
SR4	3/10/2014 0:11	29.40	83.8	5.66	2.5	SR4	3/10/2014 6:11	29.36	81.3	5.51	1.8	SR4	3/10/2014 12:11	29.70	85.3	5.78	2.8	SR4	3/10/2014 18:11	29.60	87.9	5.97	2.0
SR4	3/10/2014 0:16	29.43	84.2	5.69	2.6	SR4	3/10/2014 6:16	29.36	80.3	5.42	1.9	SR4	3/10/2014 12:16	29.67	85.1	5.79	4.1	SR4	3/10/2014 18:16	29.59	87.1	5.92	2.1
SR4	3/10/2014 0:21	29.33	81.9	5.52	4.1	SR4	3/10/2014 6:21	29.33	80.9	5.47	2.2	SR4	3/10/2014 12:21	29.65	85.9	5.84	3.5	SR4	3/10/2014 18:21	29.59	86.9	5.92	1.6
SR4	3/10/2014 0:26	29.28	82.7	5.58	3.9	SR4	3/10/2014 6:26	29.34	80.0	5.40	2.2	SR4	3/10/2014 12:26	29.67	85.9	5.85	3.4	SR4	3/10/2014 18:26	29.61	87.3	5.94	1.7
SR4	3/10/2014 0:31	29.43	82.6	5.57	2.3	SR4	3/10/2014 6:31	29.31	79.8	5.39	2.8	SR4	3/10/2014 12:31	29.67	86.0	5.85	3.3	SR4	3/10/2014 18:31	29.59	87.2	5.92	2.2
SR4	3/10/2014 0:36	29.47	84.5	5.71	2.6	SR4	3/10/2014 6:36	29.28	78.8	5.31	3.5	SR4	3/10/2014 12:36	29.72	86.6	5.89	2.3	SR4	3/10/2014 18:36	29.61	88.2	5.99	1.9
SR4	3/10/2014 0:41	29.48	84.7	5.72	2.0	SR4	3/10/2014 6:41	29.23	78.7	5.29	5.5	SR4	3/10/2014 12:41	29.80	85.6	5.82	2.0	SR4	3/10/2014 18:41	29.59	88.4	6.01	2.1
SR4	3/10/2014 0:46	29.48	84.5	5.72	2.3	SR4	3/10/2014 6:46	29.17	79.7	5.36	5.4	SR4	3/10/2014 12:46	29.81	85.5	5.81	2.2	SR4	3/10/2014 18:46	29.61	88.5	6.02	1.9
SR4	3/10/2014 0:51	29.48	83.8	5.67	2.0	SR4	3/10/2014 6:51	29.33	79.9	5.38	2.1	SR4	3/10/2014 12:51	29.72	86.9	5.91	3.0	SR4	3/10/2014 18:51	29.60	88.1	5.99	2.2
SR4	3/10/2014 0:56	29.38	82.4	5.58	3.1	SR4	3/10/2014 6:56	29.31	78.8	5.32	2.2	SR4	3/10/2014 12:56	29.76	86.3	5.87	2.4	SR4	3/10/2014 18:56	29.61	88.8	6.04	1.8
SR4	3/10/2014 1:01	29.45	83.9	5.67	2.5	SR4	3/10/2014 7:01	29.27	74.9	5.05	2.1	SR4	3/10/2014 13:01	29.75	86.8	5.90	3.0	SR4	3/10/2014 19:01	29.60	87.4	5.94	2.0
SR4	3/10/2014 1:06	29.47	84.0	5.69	2.0	SR4	3/10/2014 7:06	29.28	74.8	5.03	3.9	SR4	3/10/2014 13:06	29.58	87.1	5.92	**13.0**	SR4	3/10/2014 19:06	29.60	88.7	6.04	2.2
SR4	3/10/2014 1:11	29.45	83.7	5.66	2.4	SR4	3/10/2014 7:11	29.36	81.7	5.53	1.7	SR4	3/10/2014 13:11	29.57	87.1	5.92	6.1	SR4	3/10/2014 19:11	29.60	88.0	5.99	1.9
SR4	3/10/2014 1:16	29.47	83.8	5.67	2.1	SR4	3/10/2014 7:16	29.33	83.3	5.64	1.7	SR4	3/10/2014 13:16	29.76	86.6	5.88	2.2	SR4	3/10/2014 19:16	29.61	88.5	6.02	1.8
SR4	3/10/2014 1:21	29.43	84.3	5.71	2.6	SR4	3/10/2014 7:21	29.31	82.5	5.58	2.4	SR4	3/10/2014 13:21	29.54	87.6	5.96	4.6	SR4	3/10/2014 19:21	29.55	86.2	5.86	2.2
SR4	3/10/2014 1:26	29.41	84.9	5.75	2.4	SR4	3/10/2014 7:26	29.31	82.0	5.56	1.8	SR4	3/10/2014 13:26	29.53	87.1	5.93	4.3	SR4	3/10/2014 19:26	29.41	81.2	5.52	3.6
SR4	3/10/2014 1:31	29.41	84.4	5.72	2.5	SR4	3/10/2014 7:31	29.26	84.5	5.74	1.8	SR4	3/10/2014 13:31	29.47	86.8	5.90	7.1	SR4	3/10/2014 19:31	29.57	87.6	5.96	2.0
SR4	3/10/2014 1:36	29.33	82.4	5.57	3.2	SR4	3/10/2014 7:36	29.27	84.9	5.77	1.8	SR4	3/10/2014 13:36	29.55	86.2	5.86	5.5	SR4	3/10/2014 19:36	29.52	84.9	5.76	2.4
SR4	3/10/2014 1:41	29.41	84.4	5.71	2.6	SR4	3/10/2014 7:41	29.27	85.8	5.84	1.8	SR4	3/10/2014 13:41	29.56	85.6	5.82	5.9	SR4	3/10/2014 19:41	29.39	83.0	5.64	3.4
SR4	3/10/2014 1:46	29.39	84.7	5.73	2.9	SR4	3/10/2014 7:46	29.27	86.0	5.84	2.9	SR4						SR4	3/10/2014 19:46	29.54	86.4	5.87	2.6
SR4	3/10/2014 1:51	29.38	83.9	5.68	2.6	SR4	3/10/2014 7:51	29.33	86.2	5.85	1.8	SR4						SR4	3/10/2014 19:51	29.55	87.2	5.93	2.1
SR4	3/10/2014 1:56	29.38	84.2	5.70	2.5	SR4	3/10/2014 7:56	29.35	86.6	5.86	2.0	SR4						SR4	3/10/2014 19:56	29.57	87.9	5.98	1.9
SR4	3/10/2014 2:01	29.38	84.2	5.69	2.5	SR4	3/10/2014 8:01	29.40	86.9	5.88	2.1	SR4						SR4	3/10/2014 20:01	29.58	88.0	5.99	2.5
SR4	3/10/2014 2:06	29.38	83.5	5.64	2.3	SR4	3/10/2014 8:06	29.36	86.6	5.88	2.3	SR4						SR4	3/10/2014 20:06	29.57	87.3	5.94	2.1
SR4	3/10/2014 2:11	29.38	83.1	5.62	2.1	SR4	3/10/2014 8:11	29.37	86.5	5.87	2.0	SR4						SR4	3/10/2014 20:11	29.56	86.5	5.89	2.0
SR4	3/10/2014 2:16	29.39	82.7	5.59	2.4	SR4	3/10/2014 8:16	29.38	86.9	5.90	2.3	SR4	3/10/2014 14:16	29.46	85.8	5.82	3.9	SR4	3/10/2014 20:16	29.49	86.2	5.88	2.7
SR4	3/10/2014 2:21	29.38	82.9	5.61	2.2	SR4	3/10/2014 8:21	29.39	86.5	5.86	1.9	SR4	3/10/2014 14:21	29.42	84.1	5.70	4.5	SR4	3/10/2014 20:21	29.54	85.3	5.81	2.2
SR4	3/10/2014 2:26	29.40	82.5	5.59	1.9	SR4	3/10/2014 8:26	29.43	84.4	5.72	2.2	SR4	3/10/2014 14:26	29.44	85.7	5.80	4.0	SR4	3/10/2014 20:26	29.53	85.1	5.79	1.9
SR4	3/10/2014 2:31	29.40	81.8	5.53	1.7	SR4	3/10/2014 8:31	29.37	84.7	5.75	2.4	SR4	3/10/2014 14:31	29.46	85.8	5.81	3.7	SR4	3/10/2014 20:31	29.50	83.5	5.67	2.3
SR4	3/10/2014 2:36	29.40	83.0	5.60	2.0	SR4	3/10/2014 8:36	29.37	84.7	5.75	2.7	SR4	3/10/2014 14:36	29.49	86.5	5.86	4.0	SR4	3/10/2014 20:36	29.57	87.2	5.93	1.8
SR4	3/10/2014 2:41	29.38	82.2	5.55	2.3	SR4	3/10/2014 8:41	29.38	84.2	5.71	3.3	SR4	3/10/2014 14:41	29.36	83.0	5.61	5.2	SR4	3/10/2014 20:41	29.58	88.3	6.01	2.0
SR4	3/10/2014 2:46	29.38	84.3	5.69	2.4	SR4	3/10/2014 8:46	29.52	84.1	5.70	2.1	SR4	3/10/2014 14:46	29.45	85.1	5.77	4.2	SR4	3/10/2014 20:46	29.59	88.7	6.04	1.9
SR4	3/10/2014 2:51	29.38	83.5	5.64	2.2	SR4	3/10/2014 8:51	29.43	84.5	5.73	2.3	SR4	3/10/2014 14:51	29.49	86.8	5.89	3.2	SR4	3/10/2014 20:51	29.53	86.5	5.89	2.3
SR4	3/10/2014 2:56	29.39	83.8	5.67	2.2	SR4	3/10/2014 8:56	29.52	85.2	5.78	2.2	SR4	3/10/2014 14:56	29.49	86.9	5.90	4.4	SR4	3/10/2014 20:56	29.58	87.7	5.97	2.0
SR4	3/10/2014 3:01	29.39	84.5	5.71	2.2	SR4	3/10/2014 9:01	29.50	86.2	5.84	2.9	SR4	3/10/2014 15:01	29.50	85.5	5.81	3.4	SR4	3/10/2014 21:01	29.56	86.1	5.85	2.0
SR4	3/10/2014 3:06	29.38	84.7	5.73	2.2	SR4	3/10/2014 9:06	29.54	85.3	5.78	1.9	SR4	3/10/2014 15:06	29.53	87.5	5.94	4.0	SR4	3/10/2014 21:06	29.57	87.1	5.93	1.9
SR4	3/10/2014 3:11	29.39	84.2	5.70	2.1	SR4	3/10/2014 9:11	29.49	85.3	5.79	2.6	SR4	3/10/2014 15:11	29.52	87.2	5.92	4.5	SR4	3/10/2014 21:11	29.55	86.5	5.89	2.1
SR4	3/10/2014 3:16	29.39	84.1	5.70	1.8	SR4	3/10/2014 9:16	29.50	85.6	5.80	2.2	SR4	3/10/2014 15:16	29.57	88.4	6.01	2.8	SR4	3/10/2014 21:16	29.53	85.4	5.81	2.2
SR4	3/10/2014 3:21	29.36	84.2	5.71	1.7	SR4	3/10/2014 9:21	29.53	85.6	5.80	2.0	SR4	3/10/2014 15:21	29.58	88.0	5.98	2.4	SR4	3/10/2014 21:21	29.52	85.2	5.80	2.1
SR4	3/10/2014 3:26	29.39	83.7	5.67	1.8	SR4	3/10/2014 9:26	29.55	86.1	5.84	2.1	SR4	3/10/2014 15:26	29.57	87.8	5.98	2.5	SR4	3/10/2014 21:26	29.55	85.7	5.83	1.9
SR4	3/10/2014 3:31	29.40	84.5	5.73	1.8	SR4	3/10/2014 9:31	29.52	86.5	5.86	2.2	SR4	3/10/2014 15:31	29.59	88.7	6.03	2.8	SR4	3/10/2014 21:31	29.53	85.0	5.79	2.1
SR4	3/10/2014 3:36	29.40	84.2	5.71	1.6	SR4	3/10/2014 9:36	29.51	87.4	5.94	2.2	SR4	3/10/2014 15:36	29.59	88.9	6.00	3.5	SR4	3/10/2014 21:36	29.53	85.1	5.79	2.0
SR4	3/10/2014 3:41	29.40	84.3	5.71	1.8	SR4	3/10/2014 9:41	29.51	86.7	5.89	2.2	SR4	3/10/2014 15:41	29.61	88.9	6.05	2.2	SR4	3/10/2014 21:41	29.49	83.4	5.66	2.2
SR4	3/10/2014 3:46	29.41	84.7	5.74	1.9	SR4	3/10/2014 9:46	29.50	87.4	5.93	2.1	SR4	3/10/2014 15:46	29.59	86.2	5.86	3.6	SR4	3/10/2014 21:46	29.47	81.3	5.48	2.1
SR4	3/10/2014 3:51	29.40	84.4	5.73	1.9	SR4	3/10/2014 9:51	29.50	87.5	5.94	2.2	SR4	3/10/2014 15:51	29.52	85.2	5.78	4.2	SR4	3/10/2014 21:51	29.47	82.7	5.62	2.2
SR4	3/10/2014 3:56	29.40	83.7	5.67	1.8	SR4	3/10/2014 9:56	29.50	87.6	5.94	2.0	SR4	3/10/2014 15:56	29.54	84.1	5.69	4.0	SR4	3/10/2014 21:56	29.45	81.2	5.52	2.1
SR4	3/10/2014 4:01	29.38	83.9	5.69	1.6	SR4	3/10/2014 10:01	29.51	88.5	6.00	2.4	SR4	3/10/2014 16:01	29.50	83.6	5.66	4.2	SR4	3/10/2014 22:01	29.51	84.8	5.77	2.1
SR4	3/10/2014 4:06	29.34	83.9	5.69	1.5	SR4	3/10/2014 10:06	29.51	89.0	6.04	2.3	SR4	3/10/2014 16:06	29.36	82.7	5.61	5.1	SR4	3/10/2014 22:06	29.49	82.3	5.59	1.9
SR4	3/10/2014 4:11	29.41	85.3	5.78	2.0	SR4	3/10/2014 10:11	29.52	89.0	6.04	2.1	SR4	3/10/2014 16:11	29.34	83.0	5.62	4.6	SR4	3/10/2014 22:11	29.44	81.7	5.54	2.4
SR4	3/10/2014 4:16	29.40	84.0	5.69	1.7	SR4	3/10/2014 10:16	29.52	88.7	6.03	2.2	SR4	3/10/2014 16:16	29.34	83.1	5.63	3.9	SR4	3/10/2014 22:16	29.46	81.3	5.52	2.0
SR4	3/10/2014 4:21	29.39	84.0	5.70	1.6	SR4	3/10/2014 10:21	29.53	89.2	6.06	2.2	SR4	3/10/2014 16:21	29.34	83.1	5.63	4.0	SR4	3/10/2014 22:21	29.45	81.3	5.53	2.2
SR4	3/10/2014 4:26	29.36	84.0	5.70	1.8	SR4	3/10/2014 10:26	29.53	89.1	6.06	2.5	SR4	3/10/2014 16:26	29.34	83.5	5.65	4.4	SR4	3/10/2014 22:26	29.45	80.4	5.46	1.9
SR4	3/10/2014 4:31	29.34	84.3	5.71	1.5	SR4	3/10/2014 10:31	29.54	89.9	6.12	2.5	SR4	3/10/2014 16:31	29.34	83.3	5.63	4.2	SR4	3/10/2014 22:31	29.47	82.4	5.60	2.2
SR4	3/10/2014 4:36	29.40	83.6	5.66	1.9	SR4	3/10/2014 10:36	29.57	89.3	6.06	1.9	SR4	3/10/2014 16:36	29.35	83.1	5.62	4.0	SR4	3/10/2014 22:36	29.47	82.8	5.63	2.1
SR4	3/10/2014 4:41	29.36	82.2	5.56	2.3	SR4	3/10/2014 10:41	29.57	90.2	6.12	3.2	SR4	3/10/2014 16:41	29.39	83.8	5.67	3.8	SR4	3/10/2014 22:41	29.42	82.1	5.59	2.6
SR4	3/10/2014 4:46	29.40	83.7	5.67	1.8	SR4	3/10/2014 10:46	29.58	89.8	6.11	2.0	SR4	3/10/2014 16:46	29.38	83.4	5.65	3.7	SR4	3/10/2014 22:46	29.38	80.3	5.46	2.4
SR4	3/10/2014 4:51	29.35	84.1	5.71	1.6	SR4	3/10/2014 10:51	29.58	90.3	6.13	2.1	SR4	3/10/2014 16:51	29.40	84.7	5.74	3.9	SR4	3/10/2014 22:51	29.38	80.7	5.47	2.6
SR4	3/10/2014 4:56	29.38	82.9	5.61	1.7	SR4	3/10/2014 10:56	29.60	88.9	6.04	2.1	SR4	3/10/2014 16:56	29.39	84.8	5.74	3.9	SR4	3/10/2014 22:56	29.35	78.9	5.33	3.0
SR4	3/10/2014 5:01	29.39	84.4	5.71	1.7	SR4	3/10/2014 11:01	29.63	87.3	5.94	2.5	SR4	3/10/2014 17:01	29.39	84.4	5.72	3.8	SR4	3/10/2014 23:01	29.48	83.8	5.69	2.5
SR4	3/10/2014 5:06	29.39	83.5	5.66	1.9	SR4	3/10/2014 11:06	29.62	85.8	5.85	2.4	SR4	3/10/2014 17:06	29.37	83.0	5.60	4.6	SR4	3/10/2014 23:06	29.41	79.8	5.42	1.9
SR4	3/10/2014 5:11	29.38	82.9	5.61	1.6	SR4	3/10/2014 11:11	29.62	85.5	5.83	2.4	SR4	3/10/2014 17:11	29.36	83.2	5.63	4.7	SR4	3/10/2014 23:11	29.30	79.3	5.38	3.2
SR4	3/10/2014 5:16	29.39	83.1	5.62	1.5	SR4	3/10/2014 11:16	29.64	85.9	5.84	2.6	SR4	3/10/2014 17:16	29.54	86.3	5.85	2.7	SR4	3/10/2014 23:16	29.30	78.9	5.35	2.8
SR4	3/10/2014 5:21	29.39	83.6	5.67	1.6	SR4	3/10/2014 11:21	29.71	86.4	5.88	2.5	SR4	3/10/2014 17:21	29.56	86.8	5.90	2.5	SR4	3/10/2014 23:21	29.31	79.2	5.37	3.4
SR4	3/10/2014 5:26	29.39	83.4	5.65	1.8	SR4	3/10/2014 11:26	29.75	85.2	5.80	2.6	SR4	3/10/2014 17:26	29.60	88.0	5.98	2.2	SR4	3/10/2014 23:26	29.37	76.6	5.19	1.9
SR4	3/10/2014 5:31	29.40	83.7	5.67	1.7	SR4	3/10/2014 11:31	29.68	86.6	5.90	3.3	SR4	3/10/2014 17:31	29.61	88.4	6.00	2.4	SR4	3/10/2014 23:31	29.32	77.7	5.26	2.4
SR4	3/10/2014 5:36	29.39	80.3	5.44	1.7	SR4	3/10/2014 11:36	29.64	86.1	5.86	2.9	SR4	3/10/2014 17:36	29.60	88.2	5.99	2.3	SR4	3/10/2014 23:36	29.28	79.3	5.37	3.6
SR4	3/10/2014 5:41	29.34	78.2	5.29	2.1	SR4	3/10/2014 11:41	29.70	84.6	5.75	2.4	SR4	3/10/2014 17:41	29.51	86.6	5.88	2.7	SR4	3/10/2014 23:41	29.30	79.4	5.38	3.4
SR4	3/10/2014 5:46	29.38	80.4	5.45	1.7	SR4	3/10/2014 11:46	29.66	84.8	5.77	2.9	SR4	3/10/2014 17:46	29.53	86.8	5.90	2.9	SR4	3/10/2014 23:46	29.27	79.3	5.36	3.7
SR4	3/10/2014 5:51	29.37	79.8	5.41	1.7	SR4	3/10/2014 11:51	29.79	84.1	5.72	2.2	SR4	3/10/2014 17:51	29.52	87.2	5.91	3.1	SR4	3/10/2014 23:51	29.39	80.8	5.46	2.6
SR4	3/10/2014 5:56	29.37	79.9	5.41	1.7	SR4	3/10/2014 11:56	29.82	84.9	5.77	2.4	SR4	3/10/2014 17:56	29.54	87.4	5.94	2.8	SR4	3/10/2014 23:56	29.37	81.3	5.51	2.8

Station	Timestamp	Temp (° C)	DO (%)	DO (mg/L)	Tur (NTU)	Station	Timestamp	Temp (° C)	DO (%)	DO (mg/L)	Tur (NTU)	Station	Timestamp	Temp (° C)	DO (%)	DO (mg/L)	Tur (NTU)	Station	Timestamp	Temp (°C)	DO (%)	DO (mg/L)	Tur (NTU)
SR5	3/10/2014 0:00	29.79	84.1	5.51	1.5	SR5	3/10/2014 6:00	29.63	84.1	5.53	1.2	SR5	3/10/2014 12:00	30.10	86.1	5.69	1.9	SR5	3/10/2014 18:00	29.39	70.9	**4.58**	2.7
SR5	3/10/2014 0:05	29.77	83.8	5.50	1.4	SR5	3/10/2014 6:05	29.62	83.5	5.49	1.2	SR5	3/10/2014 12:05	30.06	85.0	5.62	1.8	SR5	3/10/2014 18:05	29.39	70.5	**4.56**	2.8
SR5	3/10/2014 0:10	29.75	84.3	5.53	1.5	SR5	3/10/2014 6:10	29.61	84.0	5.53	1.2	SR5	3/10/2014 12:10	30.05	86.2	5.71	2.0	SR5	3/10/2014 18:10	29.38	69.8	**4.51**	3.3
SR5	3/10/2014 0:15	29.75	82.7	5.42	1.3	SR5	3/10/2014 6:15	29.63	84.1	5.54	1.4	SR5	3/10/2014 12:15	30.07	86.2	5.70	1.8	SR5	3/10/2014 18:15	29.37	69.2	**4.47**	3.5
SR5	3/10/2014 0:20	29.76	84.4	5.53	1.4	SR5	3/10/2014 6:20	29.66	84.4	5.56	1.2	SR5	3/10/2014 12:20	30.12	85.8	5.66	1.8	SR5	3/10/2014 18:20	29.36	67.6	**4.37**	3.3
SR5	3/10/2014 0:25	29.85	85.2	5.57	1.8	SR5	3/10/2014 6:25	29.63	83.7	5.51	1.2	SR5	3/10/2014 12:25	30.13	85.3	5.63	1.8	SR5	3/10/2014 18:25	29.39	66.4	**4.29**	3.1
SR5	3/10/2014 0:30	29.78	83.7	5.47	1.5	SR5	3/10/2014 6:30	29.65	84.0	5.53	1.6	SR5	3/10/2014 12:30	30.12	85.9	5.67	2.2	SR5	3/10/2014 18:30	29.41	71.0	**4.59**	3.4
SR5	3/10/2014 0:35	29.74	80.5	**5.26**	1.8	SR5	3/10/2014 6:35	29.65	84.3	5.56	1.2	SR5	3/10/2014 12:35	30.09	85.3	5.62	2.0	SR5	3/10/2014 18:35	29.42	72.4	**4.68**	2.9
SR5	3/10/2014 0:40	29.78	84.5	5.53	1.7	SR5	3/10/2014 6:40	29.63	84.4	5.57	1.2	SR5	3/10/2014 12:40	30.08	84.5	5.57	1.7	SR5	3/10/2014 18:40	29.41	70.8	**4.58**	3.2
SR5	3/10/2014 0:45	29.75	84.7	5.55	1.8	SR5	3/10/2014 6:45	29.67	84.7	5.58	1.3	SR5	3/10/2014 12:45	30.06	83.8	5.52	1.7	SR5	3/10/2014 18:45	29.42	72.8	**4.70**	2.8
SR5	3/10/2014 0:50	29.75	84.0	5.50	1.7	SR5	3/10/2014 6:50	29.66	83.8	5.52	1.3	SR5	3/10/2014 12:50	30.02	83.4	5.49	1.6	SR5	3/10/2014 18:50	29.43	73.8	**4.77**	2.8
SR5	3/10/2014 0:55	29.74	83.1	5.44	1.8	SR5	3/10/2014 6:55	29.70	84.1	5.54	1.2	SR5	3/10/2014 12:55	30.03	83.4	5.49	2.2	SR5	3/10/2014 18:55	29.42	73.9	**4.77**	3.2
SR5	3/10/2014 1:00	29.77	80.0	**5.22**	1.4	SR5	3/10/2014 7:00	29.69	83.6	5.50	1.3	SR5	3/10/2014 13:00	30.00	82.8	5.45	1.8	SR5	3/10/2014 19:00	29.42	74.0	**4.78**	3.1
SR5	3/10/2014 1:05	29.72	77.4	**5.05**	1.7	SR5	3/10/2014 7:05	29.66	83.1	5.48	1.2	SR5	3/10/2014 13:05	29.98	81.5	**5.37**	1.8	SR5	3/10/2014 19:05	29.42	73.8	**4.77**	2.7
SR5	3/10/2014 1:10	29.74	79.8	**5.20**	1.5	SR5	3/10/2014 7:10	29.71	84.2	5.55	1.7	SR5	3/10/2014 13:10	29.99	81.9	5.39	1.7	SR5	3/10/2014 19:10	29.42	72.1	**4.66**	2.9
SR5	3/10/2014 1:15	29.70	76.4	**4.98**	1.6	SR5	3/10/2014 7:15	29.78	84.3	5.55	1.4	SR5	3/10/2014 13:15	29.93	81.1	**5.34**	2.1	SR5	3/10/2014 19:15	29.40	69.2	**4.47**	3.1
SR5	3/10/2014 1:20	29.68	78.9	**5.13**	2.3	SR5	3/10/2014 7:20	29.77	83.2	5.47	1.3	SR5	3/10/2014 13:20	29.92	80.2	**5.28**	1.9	SR5	3/10/2014 19:20	29.39	68.8	**4.44**	3.1
SR5	3/10/2014 1:25	29.67	79.3	**5.16**	1.9	SR5	3/10/2014 7:25	29.72	83.2	5.47	1.6	SR5	3/10/2014 13:25	29.87	79.1	**5.20**	2.3	SR5	3/10/2014 19:25	29.39	67.9	**4.39**	3.1
SR5	3/10/2014 1:30	29.63	77.9	**5.07**	2.0	SR5	3/10/2014 7:30	29.69	83.0	5.47	1.4	SR5	3/10/2014 13:30	29.91	79.7	**5.25**	2.0	SR5	3/10/2014 19:30	29.38	66.8	**4.32**	2.8
SR5	3/10/2014 1:35	29.60	75.5	**4.90**	2.3	SR5	3/10/2014 7:35	29.71	82.5	5.43	1.5	SR5	3/10/2014 13:35	29.87	78.4	**5.15**	2.1	SR5	3/10/2014 19:35	29.38	66.9	**4.32**	3.0
SR5	3/10/2014 1:40	29.68	78.6	**5.12**	1.7	SR5	3/10/2014 7:40	29.71	81.8	**5.38**	1.4	SR5	3/10/2014 13:40	29.84	78.3	**5.14**	2.0	SR5	3/10/2014 19:40	29.36	66.9	**4.32**	3.4
SR5	3/10/2014 1:45	29.51	75.3	**4.88**	2.1	SR5	3/10/2014 7:45	29.73	83.3	5.48	1.4	SR5	3/10/2014 13:45	29.85	79.4	**5.22**	2.1	SR5	3/10/2014 19:45	29.36	67.0	**4.32**	3.5
SR5	3/10/2014 1:50	29.50	75.4	**4.88**	2.3	SR5	3/10/2014 7:50	29.76	83.2	5.48	1.4	SR5	3/10/2014 13:50	29.78	77.7	**5.10**	2.0	SR5	3/10/2014 19:50	29.36	66.7	**4.30**	4.4
SR5	3/10/2014 1:55	29.51	76.2	**4.94**	2.3	SR5	3/10/2014 7:55	29.72	83.3	5.49	1.5	SR5	3/10/2014 13:55	29.75	77.1	**5.06**	2.1	SR5	3/10/2014 19:55	29.36	67.6	**4.36**	3.6
SR5	3/10/2014 2:00	29.52	76.0	**4.92**	2.3	SR5	3/10/2014 8:00	29.65	84.3	5.59	1.4	SR5	3/10/2014 14:00	29.95	78.3	**5.15**	2.2	SR5	3/10/2014 20:00	29.37	70.9	**4.59**	2.8
SR5	3/10/2014 2:05	29.50	75.3	**4.87**	2.1	SR5	3/10/2014 8:05	29.72	83.8	5.55	1.6	SR5	3/10/2014 14:05	29.79	77.4	**5.08**	2.1	SR5	3/10/2014 20:05	29.36	71.3	**4.62**	2.5
SR5	3/10/2014 2:10	29.49	75.0	**4.86**	2.4	SR5	3/10/2014 8:10	29.72	83.2	5.50	1.5	SR5	3/10/2014 14:10	29.79	76.4	**5.02**	2.3	SR5	3/10/2014 20:10	29.39	71.2	**4.61**	2.7
SR5	3/10/2014 2:15	29.49	75.0	**4.85**	2.6	SR5	3/10/2014 8:15	29.74	82.9	5.47	1.4	SR5	3/10/2014 14:15	29.74	76.5	**5.01**	2.7	SR5	3/10/2014 20:15	29.38	70.4	**4.55**	2.8
SR5	3/10/2014 2:20	29.48	75.7	**4.89**	2.2	SR5	3/10/2014 8:20	29.73	83.0	5.49	1.4	SR5	3/10/2014 14:20	29.76	76.0	**4.98**	2.3	SR5	3/10/2014 20:20	29.36	68.7	**4.45**	3.0
SR5	3/10/2014 2:25	29.48	74.8	**4.84**	2.5	SR5	3/10/2014 8:25	29.71	83.4	5.52	1.2	SR5	3/10/2014 14:25	29.62	72.0	**4.70**	3.0	SR5	3/10/2014 20:25	29.48	80.1	**5.19**	2.3
SR5	3/10/2014 2:30	29.49	75.3	**4.87**	2.2	SR5	3/10/2014 8:30	29.75	83.3	5.51	1.4	SR5	3/10/2014 14:30	29.59	72.3	**4.71**	3.5	SR5	3/10/2014 20:30	29.43	73.3	**4.75**	2.7
SR5	3/10/2014 2:35	29.49	74.9	**4.85**	2.1	SR5	3/10/2014 8:35	29.76	82.6	5.45	1.4	SR5	3/10/2014 14:35	29.57	72.9	**4.75**	2.9	SR5	3/10/2014 20:35	29.47	77.2	**5.01**	2.4
SR5	3/10/2014 2:40	29.54	75.7	**4.91**	1.7	SR5	3/10/2014 8:40	29.74	83.3	5.51	1.4	SR5	3/10/2014 14:40	29.56	73.0	**4.75**	3.0	SR5	3/10/2014 20:40	29.47	76.2	**4.95**	2.4
SR5	3/10/2014 2:45	29.58	80.5	**5.25**	1.4	SR5	3/10/2014 8:45	29.75	84.1	5.57	1.2	SR5	3/10/2014 14:45	29.56	73.0	**4.75**	2.9	SR5	3/10/2014 20:45	29.47	76.0	**4.94**	2.4
SR5	3/10/2014 2:50	29.62	83.5	5.45	1.4	SR5	3/10/2014 8:50	29.76	83.9	5.55	1.4	SR5	3/10/2014 14:50	29.53	73.1	**4.75**	2.9	SR5	3/10/2014 20:50	29.46	74.4	**4.82**	2.6
SR5	3/10/2014 2:55	29.52	84.7	5.55	1.2	SR5	3/10/2014 8:55	29.75	83.7	5.54	1.4	SR5	3/10/2014 14:55	29.56	73.4	**4.77**	3.1	SR5	3/10/2014 20:55	29.39	68.3	**4.42**	2.6
SR5	3/10/2014 3:00	29.58	84.8	5.56	1.4	SR5	3/10/2014 9:00	29.70	86.1	5.71	1.5	SR5	3/10/2014 15:00	29.53	73.7	**4.79**	3.6	SR5	3/10/2014 21:00	29.39	68.9	**4.46**	2.7
SR5	3/10/2014 3:05	29.62	83.7	5.46	1.3	SR5	3/10/2014 9:05	29.66	86.6	5.75	1.5	SR5	3/10/2014 15:05	29.55	72.7	**4.73**	2.9	SR5	3/10/2014 21:05	29.37	69.4	**4.50**	2.2
SR5	3/10/2014 3:10	29.63	83.3	5.44	1.4	SR5	3/10/2014 9:10	29.68	85.6	5.67	1.8	SR5	3/10/2014 15:10	29.55	73.1	**4.75**	2.6	SR5	3/10/2014 21:10	29.37	67.4	**4.37**	3.0
SR5	3/10/2014 3:15	29.58	83.2	5.44	1.4	SR5	3/10/2014 9:15	29.70	85.9	5.70	1.9	SR5	3/10/2014 15:15	29.55	72.7	**4.72**	3.0	SR5	3/10/2014 21:15	29.37	67.6	**4.39**	2.2
SR5	3/10/2014 3:20	29.57	82.8	5.41	1.5	SR5	3/10/2014 9:20	29.72	85.8	5.70	1.8	SR5	3/10/2014 15:20	29.55	73.7	**4.79**	3.0	SR5	3/10/2014 21:20	29.36	66.4	**4.30**	2.3
SR5	3/10/2014 3:25	29.58	82.7	5.40	1.5	SR5	3/10/2014 9:25	29.74	86.0	5.72	1.8	SR5	3/10/2014 15:25	29.55	73.5	**4.78**	3.3	SR5	3/10/2014 21:25	29.36	67.4	**4.37**	2.7
SR5	3/10/2014 3:30	29.55	80.6	**5.28**	1.2	SR5	3/10/2014 9:30	29.78	85.6	5.69	1.7	SR5	3/10/2014 15:30	29.53	73.9	**4.80**	2.8	SR5	3/10/2014 21:30	29.36	64.8	**4.19**	3.0
SR5	3/10/2014 3:35	29.55	80.0	**5.24**	1.2	SR5	3/10/2014 9:35	29.73	86.0	5.71	2.0	SR5	3/10/2014 15:35	29.55	73.1	**4.75**	2.8	SR5	3/10/2014 21:35	29.38	69.2	**4.48**	2.6
SR5	3/10/2014 3:40	29.57	80.1	**5.23**	1.5	SR5	3/10/2014 9:40	29.71	84.9	5.63	1.6	SR5	3/10/2014 15:40	29.54	73.7	**4.78**	2.7	SR5	3/10/2014 21:40	29.37	73.0	**4.74**	2.3
SR5	3/10/2014 3:45	29.56	79.2	**5.17**	1.2	SR5	3/10/2014 9:45	29.75	84.6	5.61	1.7	SR5	3/10/2014 15:45	29.54	72.4	**4.70**	3.0	SR5	3/10/2014 21:45	29.40	73.7	**4.78**	2.6
SR5	3/10/2014 3:50	29.60	81.3	**5.31**	1.4	SR5	3/10/2014 9:50	29.74	85.0	5.64	1.5	SR5	3/10/2014 15:50	29.55	73.1	**4.75**	2.5	SR5	3/10/2014 21:50	29.40	77.6	**5.05**	2.1
SR5	3/10/2014 3:55	29.59	82.1	**5.37**	1.4	SR5	3/10/2014 9:55	29.84	85.9	5.69	1.7	SR5	3/10/2014 15:55	29.54	73.8	**4.79**	2.3	SR5	3/10/2014 21:55	29.42	77.6	**5.04**	2.1
SR5	3/10/2014 4:00	29.60	82.8	5.41	1.4	SR5	3/10/2014 10:00	29.84	85.5	5.67	2.4	SR5	3/10/2014 16:00	29.54	73.2	**4.75**	2.9	SR5	3/10/2014 22:00	29.42	75.1	**4.87**	2.5
SR5	3/10/2014 4:05	29.60	82.1	**5.36**	1.4	SR5	3/10/2014 10:05	29.82	85.4	5.66	2.4	SR5	3/10/2014 16:05	29.53	73.0	**4.74**	2.7	SR5	3/10/2014 22:05	29.43	76.8	**4.98**	2.5
SR5	3/10/2014 4:10	29.61	81.9	**5.35**	1.3	SR5	3/10/2014 10:10	29.82	85.0	5.63	2.1	SR5	3/10/2014 16:10	29.50	70.6	**4.58**	3.4	SR5	3/10/2014 22:10	29.43	74.0	**4.80**	2.5
SR5	3/10/2014 4:15	29.61	81.3	**5.30**	1.5	SR5	3/10/2014 10:15	29.81	85.0	5.63	1.8	SR5	3/10/2014 16:15	29.50	72.5	**4.70**	2.7	SR5	3/10/2014 22:15	29.42	75.7	**4.92**	2.2
SR5	3/10/2014 4:20	29.53	81.1	**5.31**	1.2	SR5	3/10/2014 10:20	29.90	85.1	5.64	2.2	SR5	3/10/2014 16:20	29.51	69.9	**4.53**	2.9	SR5	3/10/2014 22:20	29.42	75.9	**4.93**	2.1
SR5	3/10/2014 4:25	29.58	82.7	5.41	1.2	SR5	3/10/2014 10:25	29.91	85.4	5.66	2.2	SR5	3/10/2014 16:25	29.49	73.4	**4.76**	2.7	SR5	3/10/2014 22:25	29.39	75.5	**4.90**	2.4
SR5	3/10/2014 4:30	29.58	81.8	**5.35**	1.3	SR5	3/10/2014 10:30	29.90	85.1	5.64	2.3	SR5	3/10/2014 16:30	29.48	72.9	**4.72**	3.3	SR5	3/10/2014 22:30	29.36	76.6	**4.98**	2.6
SR5	3/10/2014 4:35	29.59	81.9	**5.35**	1.2	SR5	3/10/2014 10:35	30.00	86.7	5.75	2.1	SR5	3/10/2014 16:35	29.47	72.3	**4.69**	3.2	SR5	3/10/2014 22:35	29.36	76.4	**4.97**	2.4
SR5	3/10/2014 4:40	29.62	81.4	**5.31**	1.5	SR5	3/10/2014 10:40	30.07	87.8	5.82	1.7	SR5	3/10/2014 16:40	29.47	72.3	**4.69**	2.9	SR5	3/10/2014 22:40	29.35	76.1	**4.95**	2.4
SR5	3/10/2014 4:45	29.61	80.0	**5.22**	1.4	SR5	3/10/2014 10:45	30.00	86.6	5.74	2.0	SR5	3/10/2014 16:45	29.48	70.4	**4.56**	3.1	SR5	3/10/2014 22:45	29.34	76.0	**4.94**	2.6
SR5	3/10/2014 4:50	29.60	80.5	**5.26**	1.2	SR5	3/10/2014 10:50	30.03	86.6	5.74	1.9	SR5	3/10/2014 16:50	29.46	71.8	**4.65**	2.9	SR5	3/10/2014 22:50	29.33	76.6	**4.98**	2.4
SR5	3/10/2014 4:55	29.57	79.7	**5.21**	1.1	SR5	3/10/2014 10:55	30.01	86.1	5.70	1.9	SR5	3/10/2014 16:55	29.44	70.6	**4.58**	3.2	SR5	3/10/2014 22:55	29.30	77.1	**5.01**	2.4
SR5	3/10/2014 5:00	29.53	83.4	5.49	1.0	SR5	3/10/2014 11:00	30.03	86.6	5.74	2.5	SR5	3/10/2014 17:00	29.42	71.0	**4.59**	3.6	SR5	3/10/2014 23:00	29.27	79.1	**5.15**	2.4
SR5	3/10/2014 5:05	29.59	83.8	5.50	1.2	SR5	3/10/2014 11:05	30.01	86.4	5.73	1.5	SR5	3/10/2014 17:05	29.43	70.0	**4.53**	3.3	SR5	3/10/2014 23:05	29.24	79.1	**5.16**	2.2
SR5	3/10/2014 5:10	29.61	84.0	5.51	1.3	SR5	3/10/2014 11:10	29.98	85.8	5.69	1.4	SR5	3/10/2014 17:10	29.42	70.4	**4.56**	3.4	SR5	3/10/2014 23:10	29.27	78.1	**5.09**	2.3
SR5	3/10/2014 5:15	29.62	83.8	5.50	1.3	SR5	3/10/2014 11:15	30.13	88.8	5.88	1.7	SR5	3/10/2014 17:15	29.42	69.8	**4.52**	3.3	SR5	3/10/2014 23:15	29.34	80.7	**5.27**	2.5
SR5	3/10/2014 5:20	29.64	83.6	5.48	1.3	SR5	3/10/2014 11:20	30.28	89.1	5.88	1.6	SR5	3/10/2014 17:20	29.40	70.9	**4.59**	3.7	SR5	3/10/2014 23:20	29.38	80.2	**5.23**	2.5
SR5	3/10/2014 5:25	29.62	84.5	5.55	1.1	SR5	3/10/2014 11:25	30.17	88.5	5.85	1.7	SR5	3/10/2014 17:25	29.39	71.0	**4.59**	3.4	SR5	3/10/2014 23:25	29.42	79.4	**5.18**	2.7
SR5	3/10/2014 5:30	29.59	84.3	5.55	1.2	SR5	3/10/2014 11:30	30.21	88.5	5.85	1.9	SR5	3/10/2014 17:30	29.40	70.6	**4.56**	3.1	SR5	3/10/2014 23:30	29.33	81.5	**5.33**	2.3
SR5	3/10/2014 5:35	29.59	84.2	5.54	1.3	SR5	3/10/2014 11:35	30.19	87.8	5.81	1.7	SR5	3/10/2014 17:35	29.41	69.2	**4.48**	3.3	SR5	3/10/2014 23:35	29.29	82.4	5.40	2.4
SR5	3/10/2014 5:40	29.61	82.9	5.45	1.2	SR5	3/10/2014 11:40	30.20	87.6	5.79	1.7	SR5	3/10/2014 17:40	29.40	69.4	**4.49**	3.0	SR5	3/10/2014 23:40	29.28	83.7	5.49	2.2
SR5	3/10/2014 5:45	29.55	84.4	5.56	1.2	SR5	3/10/2014 11:45	30.11	86.2	5.71	1.8	SR5	3/10/2014 17:45	29.40	70.3	**4.55**	3.2	SR5	3/10/2014 23:45	29.25	82.0	**5.38**	2.3
SR5	3/10/2014 5:50	29.63	84.2	5.53	1.3	SR5	3/10/2014 11:50	30.15	87.5	5.79	1.4	SR5	3/10/2014 17:50	29.40	71.3	**4.61**	2.8	SR5	3/10/2014 23:50	29.22	83.5	5.49	2.1
SR5	3/10/2014 5:55	29.62	84.2	5.54	1.3	SR5	3/10/2014 11:55	30.09	85.6	5.67	1.9	SR5	3/10/2014 17:55	29.40	71.2	**4.60**	3.5	SR5	3/10/2014 23:55	29.27	83.2	5.47	2.0

Station	Timestamp	Temp (° C)	DO (%)	DO (mg/L)	Tur (NTU)	Station	Timestamp	Temp (° C)	DO (%)	DO (mg/L)	Tur (NTU)	Station	Timestamp	Temp (° C)	DO (%)	DO (mg/L)	Tur (NTU)	Station	Timestamp	Temp (°C)	DO (%)	DO (mg/L)	Tur (NTU)
SR9	3/10/2014 0:00	29.81	135.1	8.85	2.8	SR9	3/10/2014 6:00	29.48	99.5	6.68	3.7	SR9	3/10/2014 12:00	29.95	139.9	9.25	4.3	SR9	3/10/2014 18:00	29.97	148.5	9.80	4.3
SR9	3/10/2014 0:05	29.82	136.1	8.91	2.4	SR9	3/10/2014 6:05	29.47	99.3	6.64	4.1	SR9	3/10/2014 12:05	29.94	141.4	9.34	3.9	SR9	3/10/2014 18:05	29.90	138.8	9.21	4.1
SR9	3/10/2014 0:10	29.84	138.2	9.05	2.8	SR9	3/10/2014 6:10	29.51	96.8	6.48	4.1	SR9	3/10/2014 12:10	30.08	144.0	9.52	4.0	SR9	3/10/2014 18:10	30.00	146.3	9.67	4.3
SR9	3/10/2014 0:15	29.84	139.3	9.17	3.2	SR9	3/10/2014 6:15	29.49	96.7	6.46	4.4	SR9	3/10/2014 12:15	30.07	144.7	9.56	4.1	SR9	3/10/2014 18:15	30.06	151.9	10.03	4.2
SR9	3/10/2014 0:20	29.86	138.0	8.98	2.9	SR9	3/10/2014 6:20	29.50	94.7	6.30	4.1	SR9	3/10/2014 12:20	30.01	145.2	9.58	4.3	SR9	3/10/2014 18:20	30.03	149.9	9.87	4.1
SR9	3/10/2014 0:25	29.86	136.6	8.92	2.9	SR9	3/10/2014 6:25	29.45	96.3	6.48	3.7	SR9	3/10/2014 12:25	29.99	143.6	9.51	4.2	SR9	3/10/2014 18:25	30.04	153.6	10.12	4.0
SR9	3/10/2014 0:30	29.84	135.1	8.82	2.9	SR9	3/10/2014 6:30	29.41	98.2	6.60	3.1	SR9	3/10/2014 12:30	30.18	148.6	9.81	4.0	SR9	3/10/2014 18:30	30.04	155.7	10.23	4.2
SR9	3/10/2014 0:35	29.84	134.1	8.82	2.8	SR9	3/10/2014 6:35	29.40	98.4	6.60	3.1	SR9	3/10/2014 12:35	30.11	148.6	9.79	4.1	SR9	3/10/2014 18:35	30.04	156.1	10.24	3.9
SR9	3/10/2014 0:40	29.82	132.1	8.62	2.9	SR9	3/10/2014 6:40	29.41	95.0	6.36	3.1	SR9	3/10/2014 12:40	30.10	149.9	9.91	4.0	SR9	3/10/2014 18:40	30.03	157.0	10.28	3.7
SR9	3/10/2014 0:45	29.80	129.1	8.46	2.9	SR9	3/10/2014 6:45	29.40	95.8	6.42	3.0	SR9	3/10/2014 12:45	30.05	149.0	9.82	4.0	SR9	3/10/2014 18:45	30.03	153.6	10.05	4.0
SR9	3/10/2014 0:50	29.78	126.3	8.29	2.7	SR9	3/10/2014 6:50	29.41	94.9	6.36	3.0	SR9	3/10/2014 12:50	30.07	149.5	9.89	**7.3**	SR9	3/10/2014 18:50	29.96	147.1	9.63	3.8
SR9	3/10/2014 0:55	29.77	124.2	8.16	2.6	SR9	3/10/2014 6:55	29.40	96.6	6.47	3.1	SR9	3/10/2014 12:55	30.06	148.4	9.80	4.1	SR9	3/10/2014 18:55	29.96	147.1	9.68	3.9
SR9	3/10/2014 1:00	29.78	125.0	8.15	2.8	SR9	3/10/2014 7:00	29.39	96.8	6.49	2.8	SR9	3/10/2014 13:00	30.08	148.2	9.75	4.0	SR9	3/10/2014 19:00	30.00	152.2	9.87	3.9
SR9	3/10/2014 1:05	29.75	122.6	8.01	2.7	SR9	3/10/2014 7:05	29.30	100.2	6.73	3.0	SR9	3/10/2014 13:05	30.06	147.4	9.72	3.9	SR9	3/10/2014 19:05	30.00	152.5	9.88	3.7
SR9	3/10/2014 1:10	29.78	125.9	8.26	3.1	SR9	3/10/2014 7:10	29.37	97.5	6.54	2.7	SR9	3/10/2014 13:10	30.03	146.8	9.72	4.0	SR9	3/10/2014 19:10	30.00	151.7	9.83	3.9
SR9	3/10/2014 1:15	29.75	122.9	8.05	3.3	SR9	3/10/2014 7:15	29.40	97.2	6.52	2.9	SR9	3/10/2014 13:15	30.02	145.9	9.67	4.2	SR9	3/10/2014 19:15	30.00	151.9	9.84	4.0
SR9	3/10/2014 1:20	29.74	122.2	8.00	2.5	SR9	3/10/2014 7:20	29.35	97.4	6.55	2.8	SR9	3/10/2014 13:20	30.02	146.0	9.67	4.1	SR9	3/10/2014 19:20	29.99	152.6	9.88	4.0
SR9	3/10/2014 1:25	29.75	122.2	8.00	2.7	SR9	3/10/2014 7:25	29.37	96.4	6.47	3.0	SR9	3/10/2014 13:25	30.04	146.3	9.71	4.0	SR9	3/10/2014 19:25	29.99	150.4	9.74	4.0
SR9	3/10/2014 1:30	29.74	120.8	7.90	2.8	SR9	3/10/2014 7:30	29.33	96.7	6.47	2.6	SR9	3/10/2014 13:30	30.04	146.9	9.75	4.0	SR9	3/10/2014 19:30	29.99	151.8	9.82	4.0
SR9	3/10/2014 1:35	29.74	120.0	7.87	3.2	SR9	3/10/2014 7:35	29.38	95.8	6.43	2.6	SR9	3/10/2014 13:35	30.03	147.7	9.81	4.1	SR9	3/10/2014 19:35	29.98	150.6	9.75	4.1
SR9	3/10/2014 1:40	29.74	120.0	7.86	2.6	SR9	3/10/2014 7:40	29.36	97.0	6.52	2.5	SR9	3/10/2014 13:40	29.99	144.8	9.58	4.0	SR9	3/10/2014 19:40	29.97	150.9	9.76	4.2
SR9	3/10/2014 1:45	29.75	121.5	7.97	2.7	SR9	3/10/2014 7:45	29.34	97.2	6.52	2.5	SR9	3/10/2014 13:45	29.96	145.1	9.61	4.0	SR9	3/10/2014 19:45	29.97	151.8	9.83	3.9
SR9	3/10/2014 1:50	29.67	114.2	7.48	2.6	SR9	3/10/2014 7:50	29.34	97.6	6.56	2.4	SR9	3/10/2014 13:50	29.85	135.1	8.99	**5.2**	SR9	3/10/2014 19:50	29.96	151.7	9.85	4.1
SR9	3/10/2014 1:55	29.66	114.6	7.53	2.7	SR9	3/10/2014 7:55	29.41	98.5	6.62	2.5	SR9	3/10/2014 13:55	29.73	125.0	8.34	**6.3**	SR9	3/10/2014 19:55	29.96	150.5	9.77	3.9
SR9	3/10/2014 2:00	29.70	113.1	7.43	2.3	SR9	3/10/2014 8:00	29.44	99.0	6.64	2.4	SR9	3/10/2014 14:00	29.81	127.7	8.49	**6.3**	SR9	3/10/2014 20:00	29.95	151.5	9.83	4.0
SR9	3/10/2014 2:05	29.67	113.7	7.48	2.7	SR9	3/10/2014 8:05	29.36	100.0	6.71	2.6	SR9	3/10/2014 14:05	29.79	128.2	8.48	**5.6**	SR9	3/10/2014 20:05	29.96	149.8	9.73	3.9
SR9	3/10/2014 2:10	29.69	111.3	7.31	2.7	SR9	3/10/2014 8:10	29.45	98.9	6.63	2.8	SR9	3/10/2014 14:10	29.81	128.4	8.52	**6.3**	SR9	3/10/2014 20:10	29.95	147.3	9.56	3.9
SR9	3/10/2014 2:15	29.71	114.8	7.56	2.9	SR9	3/10/2014 8:15	29.48	100.1	6.71	4.1	SR9	3/10/2014 14:15	29.84	132.0	8.77	**5.5**	SR9	3/10/2014 20:15	29.96	148.6	9.67	4.1
SR9	3/10/2014 2:20	29.68	114.0	7.52	2.8	SR9	3/10/2014 8:20	29.41	104.1	7.00	2.7	SR9	3/10/2014 14:20	29.88	136.0	9.00	**4.9**	SR9	3/10/2014 20:20	29.95	147.7	9.58	3.4
SR9	3/10/2014 2:25	29.75	120.0	7.87	2.4	SR9	3/10/2014 8:25	29.42	104.2	7.00	**12.0**	SR9	3/10/2014 14:25	29.84	132.0	8.75	**5.8**	SR9	3/10/2014 20:25	29.95	145.9	9.50	4.1
SR9	3/10/2014 2:30	29.72	117.2	7.73	2.9	SR9	3/10/2014 8:30	29.45	106.0	7.12	2.3	SR9	3/10/2014 14:30	29.84	137.4	9.10	**5.5**	SR9	3/10/2014 20:30	29.94	146.8	9.55	4.1
SR9	3/10/2014 2:35	29.66	107.9	7.11	2.9	SR9	3/10/2014 8:35	29.45	105.3	7.07	2.5	SR9	3/10/2014 14:35	29.82	131.2	8.71	**6.1**	SR9	3/10/2014 20:35	29.93	145.2	9.49	3.9
SR9	3/10/2014 2:40	29.69	111.1	7.33	3.1	SR9	3/10/2014 8:40	29.44	107.3	7.21	4.4	SR9	3/10/2014 14:40	29.83	129.1	8.55	**7.4**	SR9	3/10/2014 20:40	29.92	143.9	9.38	3.8
SR9	3/10/2014 2:45	29.61	100.2	6.59	3.1	SR9	3/10/2014 8:45	29.48	105.3	7.06	2.7	SR9	3/10/2014 14:45	29.80	125.6	8.33	**7.9**	SR9	3/10/2014 20:45	29.89	141.8	9.27	4.5
SR9	3/10/2014 2:50	29.59	97.6	6.45	3.9	SR9	3/10/2014 8:50	29.44	106.6	7.13	2.4	SR9	3/10/2014 14:50	29.84	130.2	8.64	**6.0**	SR9	3/10/2014 20:50	29.88	143.4	9.33	4.0
SR9	3/10/2014 2:55	29.62	100.0	6.60	3.7	SR9	3/10/2014 8:55	29.45	109.2	7.31	2.3	SR9	3/10/2014 14:55	29.85	134.2	8.92	**5.8**	SR9	3/10/2014 20:55	29.82	140.5	9.18	3.8
SR9	3/10/2014 3:00	29.62	105.1	6.97	3.6	SR9	3/10/2014 9:00	29.43	111.9	7.49	3.0	SR9	3/10/2014 15:00	29.83	130.2	8.64	**6.4**	SR9	3/10/2014 21:00	29.82	140.6	9.19	3.7
SR9	3/10/2014 3:05	29.63	109.9	7.26	3.1	SR9	3/10/2014 9:05	29.47	113.3	7.61	2.1	SR9	3/10/2014 15:05	29.85	132.3	8.79	**6.4**	SR9	3/10/2014 21:05	29.77	138.5	9.13	3.7
SR9	3/10/2014 3:10	29.59	110.8	7.31	2.2	SR9	3/10/2014 9:10	29.52	118.2	7.91	1.9	SR9	3/10/2014 15:10	29.81	129.1	8.60	**6.3**	SR9	3/10/2014 21:10	29.77	140.6	9.31	3.6
SR9	3/10/2014 3:15	29.64	111.5	7.37	3.0	SR9	3/10/2014 9:15	29.47	115.4	7.73	2.2	SR9	3/10/2014 15:15	29.82	129.5	8.61	**6.9**	SR9	3/10/2014 21:15	29.82	142.0	9.39	3.9
SR9	3/10/2014 3:20	29.61	109.6	7.25	2.8	SR9	3/10/2014 9:20	29.65	126.9	8.51	1.1	SR9	3/10/2014 15:20	29.82	128.7	8.55	**6.8**	SR9	3/10/2014 21:20	29.84	141.2	9.34	3.6
SR9	3/10/2014 3:25	29.62	105.2	6.91	3.4	SR9	3/10/2014 9:25	29.63	129.5	8.64	1.2	SR9	3/10/2014 15:25	29.82	128.9	8.56	**7.6**	SR9	3/10/2014 21:25	29.83	136.5	9.00	4.0
SR9	3/10/2014 3:30	29.62	106.8	7.05	3.1	SR9	3/10/2014 9:30	29.63	129.1	8.65	1.3	SR9	3/10/2014 15:30	29.86	134.4	8.91	**7.2**	SR9	3/10/2014 21:30	29.80	135.5	8.93	3.8
SR9	3/10/2014 3:35	29.62	108.9	7.16	3.1	SR9	3/10/2014 9:35	29.62	128.2	8.61	1.5	SR9	3/10/2014 15:35	29.81	129.5	8.58	**7.7**	SR9	3/10/2014 21:35	29.76	136.0	9.02	3.9
SR9	3/10/2014 3:40	29.63	114.0	7.56	2.6	SR9	3/10/2014 9:40	29.63	129.2	8.68	1.2	SR9	3/10/2014 15:40	29.81	128.4	8.51	**8.3**	SR9	3/10/2014 21:40	29.76	136.6	9.02	3.8
SR9	3/10/2014 3:45	29.62	108.5	7.17	3.0	SR9	3/10/2014 9:45	29.59	126.5	8.48	1.3	SR9	3/10/2014 15:45	29.69	115.6	7.68	**6.7**	SR9	3/10/2014 21:45	29.77	136.5	9.03	3.9
SR9	3/10/2014 3:50	29.61	106.6	7.04	3.3	SR9	3/10/2014 9:50	29.74	132.4	8.86	1.7	SR9	3/10/2014 15:50	29.70	118.1	7.84	**6.2**	SR9	3/10/2014 21:50	29.74	136.2	9.02	3.7
SR9	3/10/2014 3:55	29.61	104.1	6.89	4.0	SR9	3/10/2014 9:55	29.78	135.2	9.03	1.6	SR9	3/10/2014 15:55	29.70	117.4	7.79	**6.3**	SR9	3/10/2014 21:55	29.73	136.0	9.03	3.9
SR9	3/10/2014 4:00	29.63	104.6	6.91	3.4	SR9	3/10/2014 10:00	29.79	136.5	9.05	1.8	SR9	3/10/2014 16:00	29.70	117.8	7.83	**6.4**	SR9	3/10/2014 22:00	29.74	136.1	8.97	4.1
SR9	3/10/2014 4:05	29.62	102.2	6.73	4.0	SR9	3/10/2014 10:05	29.74	136.7	9.08	1.8	SR9	3/10/2014 16:05	29.72	119.8	7.94	**6.0**	SR9	3/10/2014 22:05	29.75	136.0	8.99	3.7
SR9	3/10/2014 4:10	29.61	102.0	6.76	4.0	SR9	3/10/2014 10:10	29.82	137.2	9.12	1.6	SR9	3/10/2014 16:10	29.72	121.3	8.05	**5.5**	SR9	3/10/2014 22:10	29.76	135.8	9.00	3.8
SR9	3/10/2014 4:15	29.61	100.2	6.61	3.5	SR9	3/10/2014 10:15	29.82	137.2	9.09	2.8	SR9	3/10/2014 16:15	29.73	121.8	8.08	**5.2**	SR9	3/10/2014 22:15	29.75	134.9	8.93	3.9
SR9	3/10/2014 4:20	29.58	102.2	6.75	3.4	SR9	3/10/2014 10:20	29.82	138.8	9.19	2.2	SR9	3/10/2014 16:20	29.73	122.2	8.11	**5.0**	SR9	3/10/2014 22:20	29.76	131.4	8.68	3.7
SR9	3/10/2014 4:25	29.60	102.4	6.76	3.4	SR9	3/10/2014 10:25	29.81	138.0	9.15	2.3	SR9	3/10/2014 16:25	29.73	121.6	8.06	**5.3**	SR9	3/10/2014 22:25	29.76	130.7	8.64	3.7
SR9	3/10/2014 4:30	29.61	98.7	6.51	3.4	SR9	3/10/2014 10:30	29.77	138.8	9.21	2.3	SR9	3/10/2014 16:30	29.73	120.9	8.01	**5.8**	SR9	3/10/2014 22:30	29.77	130.6	8.63	3.7
SR9	3/10/2014 4:35	29.61	101.2	6.68	3.3	SR9	3/10/2014 10:35	29.77	138.1	9.15	2.3	SR9	3/10/2014 16:35	29.75	120.9	8.02	**6.4**	SR9	3/10/2014 22:35	29.79	131.3	8.68	3.7
SR9	3/10/2014 4:40	29.62	98.1	6.50	3.7	SR9	3/10/2014 10:40	29.79	137.9	9.14	4.2	SR9	3/10/2014 16:40	29.78	123.9	8.20	**5.5**	SR9	3/10/2014 22:40	29.79	131.6	8.71	3.9
SR9	3/10/2014 4:45	29.60	97.9	6.48	3.8	SR9	3/10/2014 10:45	29.82	136.8	9.06	3.1	SR9	3/10/2014 16:45	29.72	120.9	8.01	**5.5**	SR9	3/10/2014 22:45	29.79	131.8	8.81	4.1
SR9	3/10/2014 4:50	29.60	98.7	6.54	3.7	SR9	3/10/2014 10:50	29.81	133.9	8.89	3.0	SR9	3/10/2014 16:50	29.74	122.7	8.10	**5.7**	SR9	3/10/2014 22:50	29.79	132.1	8.84	4.2
SR9	3/10/2014 4:55	29.60	99.0	6.54	3.3	SR9	3/10/2014 10:55	29.82	132.8	8.81	2.9	SR9	3/10/2014 16:55	29.75	122.4	8.09	**6.0**	SR9	3/10/2014 22:55	29.80	132.3	8.86	4.1
SR9	3/10/2014 5:00	29.60	100.3	6.65	3.5	SR9	3/10/2014 11:00	29.82	133.9	8.87	2.9	SR9	3/10/2014 17:00	29.75	122.1	8.07	**5.6**	SR9	3/10/2014 23:00	29.79	132.5	8.87	3.9
SR9	3/10/2014 5:05	29.59	99.6	6.64	3.3	SR9	3/10/2014 11:05	29.84	133.1	8.85	3.0	SR9	3/10/2014 17:05	29.80	128.7	8.50	**5.9**	SR9	3/10/2014 23:05	29.80	132.5	8.89	3.7
SR9	3/10/2014 5:10	29.57	102.1	6.83	3.5	SR9	3/10/2014 11:10	29.83	132.9	8.84	3.4	SR9	3/10/2014 17:10	29.84	132.4	8.75	**4.8**	SR9	3/10/2014 23:10	29.79	131.5	8.87	3.7
SR9	3/10/2014 5:15	29.57	98.9	6.58	3.9	SR9	3/10/2014 11:15	29.85	134.3	8.93	3.3	SR9	3/10/2014 17:15	29.82	131.1	8.67	4.7	SR9	3/10/2014 23:15	29.72	128.9	8.67	3.7
SR9	3/10/2014 5:20	29.56	99.0	6.64	3.7	SR9	3/10/2014 11:20	29.89	135.2	9.02	3.5	SR9	3/10/2014 17:20	29.81	132.3	8.74	**4.9**	SR9	3/10/2014 23:20	29.70	130.0	8.73	3.7
SR9	3/10/2014 5:25	29.55	99.0	6.66	4.0	SR9	3/10/2014 11:25	29.89	135.5	9.01	3.9	SR9	3/10/2014 17:25	29.81	133.1	8.79	**5.4**	SR9	3/10/2014 23:25	29.71	129.4	8.68	3.7
SR9	3/10/2014 5:30	29.53	100.6	6.74	3.5	SR9	3/10/2014 11:30	29.88	134.6	8.94	3.5	SR9	3/10/2014 17:30	29.84	137.0	9.10	4.0	SR9	3/10/2014 23:30	29.70	126.8	8.51	3.5
SR9	3/10/2014 5:35	29.51	101.1	6.81	3.4	SR9	3/10/2014 11:35	29.90	134.9	8.95	3.7	SR9	3/10/2014 17:35	29.87	140.6	9.32	4.7	SR9	3/10/2014 23:35	29.77	131.2	8.82	3.6
SR9	3/10/2014 5:40	29.51	99.8	6.70	4.0	SR9	3/10/2014 11:40	29.91	137.4	9.12	4.0	SR9	3/10/2014 17:40	29.90	144.9	9.60	4.6	SR9	3/10/2014 23:40	29.69	123.5	8.29	3.5
SR9	3/10/2014 5:45	29.52	101.3	6.79	4.1	SR9	3/10/2014 11:45	29.89	136.7	9.05	4.0	SR9	3/10/2014 17:45	29.93	147.6	9.78	4.4	SR9	3/10/2014 23:45	29.65	124.6	8.36	2.9
SR9	3/10/2014 5:50	29.48	99.8	6.66	3.5	SR9	3/10/2014 11:50	29.95	138.2	9.14	3.9	SR9	3/10/2014 17:50	29.92	148.2	9.81	4.2	SR9	3/10/2014 23:50	29.69	127.6	8.58	3.3
SR9	3/10/2014 5:55	29.48	101.0	6.76	3.5	SR9	3/10/2014 11:55	29.98	140.4	9.27	3.8	SR9	3/10/2014 17:55	29.96	149.5	9.88	4.3	SR9	3/10/2014 23:55	29.62	124.6	8.38	3.2

Station	Timestamp	Temp (° C)	DO (%)	DO (mg/L)	Tur (NTU)	Station	Timestamp	Temp (° C)	DO (%)	DO (mg/L)	Tur (NTU)	Station	Timestamp	Temp (° C)	DO (%)	DO (mg/L)	Tur (NTU)	Station	Timestamp	Temp (°C)	DO (%)	DO (mg/L)	Tur (NTU)
SR10	3/10/2014 0:00	29.43	78.7	**5.06**	0.4	SR10	3/10/2014 6:00	29.26	85.4	**5.51**	0.2	SR10	3/10/2014 12:00	29.46	78.9	**5.08**	1.3	SR10	3/10/2014 18:00	29.26	91.8	**5.90**	1.1
SR10	3/10/2014 0:05	29.43	79.6	**5.11**	0.1	SR10	3/10/2014 6:05	29.25	85.1	**5.49**	0.4	SR10	3/10/2014 12:05	29.47	75.4	**4.85**	1.3	SR10	3/10/2014 18:05	29.27	94.0	6.03	1.6
SR10	3/10/2014 0:10	29.45	85.4	**5.49**	0.4	SR10	3/10/2014 6:10	29.19	85.1	**5.49**	0.2	SR10	3/10/2014 12:10	29.47	74.1	**4.77**	1.2	SR10	3/10/2014 18:10	29.27	93.7	6.02	1.1
SR10	3/10/2014 0:15	29.43	77.8	**5.00**	0.1	SR10	3/10/2014 6:15	29.20	85.0	**5.49**	0.3	SR10	3/10/2014 12:15	29.48	74.1	**4.77**	1.0	SR10	3/10/2014 18:15	29.27	92.7	**5.96**	1.1
SR10	3/10/2014 0:20	29.43	76.7	**4.93**	0.2	SR10	3/10/2014 6:20	29.24	85.2	**5.49**	0.4	SR10	3/10/2014 12:20	29.45	75.8	**4.88**	1.1	SR10	3/10/2014 18:20	29.28	95.7	6.15	0.6
SR10	3/10/2014 0:25	29.44	83.1	**5.34**	0.3	SR10	3/10/2014 6:25	29.27	85.2	**5.49**	0.5	SR10	3/10/2014 12:25	29.47	74.4	**4.79**	0.8	SR10	3/10/2014 18:25	29.29	96.4	6.19	0.5
SR10	3/10/2014 0:30	29.43	80.1	**5.15**	0.4	SR10	3/10/2014 6:30	29.26	85.3	**5.50**	0.2	SR10	3/10/2014 12:30	29.46	74.5	**4.80**	0.7	SR10	3/10/2014 18:30	29.29	98.6	6.33	0.3
SR10	3/10/2014 0:35	29.43	80.7	**5.19**	0.2	SR10	3/10/2014 6:35	29.29	85.4	**5.50**	0.4	SR10	3/10/2014 12:35	29.46	75.0	**4.83**	1.0	SR10	3/10/2014 18:35	29.28	98.9	6.35	0.4
SR10	3/10/2014 0:40	29.42	73.6	**4.73**	0.2	SR10	3/10/2014 6:40	29.21	86.9	**5.61**	0.3	SR10	3/10/2014 12:40	29.46	74.9	**4.82**	1.1	SR10	3/10/2014 18:40	29.27	97.8	6.28	0.7
SR10	3/10/2014 0:45	29.40	73.9	**4.75**	0.2	SR10	3/10/2014 6:45	29.25	87.4	**5.64**	0.2	SR10	3/10/2014 12:45	29.46	72.9	**4.70**	0.7	SR10	3/10/2014 18:45	29.26	94.5	6.07	1.9
SR10	3/10/2014 0:50	29.39	74.7	**4.80**	3.7	SR10	3/10/2014 6:50	29.27	88.7	**5.72**	0.2	SR10	3/10/2014 12:50	29.45	74.6	**4.80**	0.6	SR10	3/10/2014 18:50	29.25	93.6	6.01	1.3
SR10	3/10/2014 0:55	29.40	78.5	**5.04**	0.1	SR10	3/10/2014 6:55	29.29	88.4	**5.70**	0.2	SR10	3/10/2014 12:55	29.47	74.5	**4.79**	0.9	SR10	3/10/2014 18:55	29.25	90.9	**5.84**	1.8
SR10	3/10/2014 1:00	29.40	77.0	**4.95**	0.8	SR10	3/10/2014 7:00	29.30	89.0	**5.74**	0.1	SR10	3/10/2014 13:00	29.49	76.1	**4.90**	0.8	SR10	3/10/2014 19:00	29.28	98.3	6.31	0.8
SR10	3/10/2014 1:05	29.39	74.1	**4.77**	**6.7**	SR10	3/10/2014 7:05	29.30	88.1	**5.67**	0.3	SR10	3/10/2014 13:05	29.49	76.7	**4.93**	0.6	SR10	3/10/2014 19:05	29.27	96.8	6.22	1.0
SR10	3/10/2014 1:10	29.38	72.3	**4.64**	0.7	SR10	3/10/2014 7:10	29.29	89.6	**5.78**	0.2	SR10	3/10/2014 13:10	29.50	77.9	**5.01**	0.8	SR10	3/10/2014 19:10	29.27	97.6	6.26	1.1
SR10	3/10/2014 1:15	29.37	74.4	**4.78**	**7.7**	SR10	3/10/2014 7:15	29.32	90.5	**5.83**	0.1	SR10	3/10/2014 13:15	29.50	75.8	**4.88**	0.6	SR10	3/10/2014 19:15	29.26	95.2	6.11	1.7
SR10	3/10/2014 1:20	29.38	71.7	**4.61**	0.4	SR10	3/10/2014 7:20	29.32	89.2	**5.75**	0.1	SR10	3/10/2014 13:20	29.52	77.3	**4.97**	0.3	SR10	3/10/2014 19:20	29.24	93.0	5.97	1.9
SR10	3/10/2014 1:25	29.37	74.9	**4.81**	0.2	SR10	3/10/2014 7:25	29.33	90.4	**5.83**	0.4	SR10	3/10/2014 13:25	29.52	76.0	**4.89**	0.5	SR10	3/10/2014 19:25	29.24	91.1	**5.85**	2.7
SR10	3/10/2014 1:30	29.37	70.4	**4.53**	0.2	SR10	3/10/2014 7:30	29.33	89.6	**5.77**	0.1	SR10	3/10/2014 13:30	29.53	76.6	**4.93**	0.2	SR10	3/10/2014 19:30	29.23	89.0	**5.72**	1.4
SR10	3/10/2014 1:35	29.36	74.8	**4.81**	0.3	SR10	3/10/2014 7:35	29.32	91.2	**5.88**	0.1	SR10	3/10/2014 13:35	29.49	74.8	**4.81**	0.7	SR10	3/10/2014 19:35	29.23	86.5	**5.57**	1.1
SR10	3/10/2014 1:40	29.37	78.2	**5.03**	0.3	SR10	3/10/2014 7:40	29.32	91.1	**5.87**	0.2	SR10	3/10/2014 13:40	29.51	75.2	**4.84**	0.4	SR10	3/10/2014 19:40	29.31	87.2	**5.61**	1.1
SR10	3/10/2014 1:45	29.34	81.7	**5.25**	0.2	SR10	3/10/2014 7:45	29.32	91.0	**5.87**	0.2	SR10	3/10/2014 13:45	29.48	75.1	**4.83**	0.9	SR10	3/10/2014 19:45	29.28	84.9	**5.46**	1.3
SR10	3/10/2014 1:50	29.34	83.4	**5.36**	0.1	SR10	3/10/2014 7:50	29.33	91.3	**5.88**	0.4	SR10	3/10/2014 13:50	29.47	76.1	**4.90**	1.0	SR10	3/10/2014 19:50	29.29	84.1	**5.41**	1.2
SR10	3/10/2014 1:55	29.34	79.0	**5.09**	0.4	SR10	3/10/2014 7:55	29.34	91.7	**5.91**	0.1	SR10	3/10/2014 13:55	29.50	77.0	**4.96**	1.0	SR10	3/10/2014 19:55	29.27	78.7	**5.07**	1.1
SR10	3/10/2014 2:00	29.34	80.5	**5.18**	0.2	SR10	3/10/2014 8:00	29.35	91.6	**5.91**	0.4	SR10	3/10/2014 14:00	29.41	79.5	**5.11**	1.8	SR10	3/10/2014 20:00	29.29	80.1	**5.16**	0.8
SR10	3/10/2014 2:05	29.35	85.3	**5.49**	0.4	SR10	3/10/2014 8:05	29.35	91.4	**5.89**	0.6	SR10	3/10/2014 14:05	29.35	86.0	**5.54**	2.9	SR10	3/10/2014 20:05	29.28	92.7	5.97	1.0
SR10	3/10/2014 2:10	29.31	80.4	**5.18**	0.2	SR10	3/10/2014 8:10	29.36	91.0	**5.86**	0.1	SR10	3/10/2014 14:10	29.38	87.3	**5.62**	1.8	SR10	3/10/2014 20:10	29.25	94.6	6.10	0.9
SR10	3/10/2014 2:15	29.36	87.1	**5.61**	0.4	SR10	3/10/2014 8:15	29.34	89.5	**5.76**	0.1	SR10	3/10/2014 14:15	29.32	84.6	**5.44**	**6.5**	SR10	3/10/2014 20:15	29.22	95.5	6.17	0.9
SR10	3/10/2014 2:20	29.33	82.9	**5.33**	0.4	SR10	3/10/2014 8:20	29.36	90.5	**5.83**	0.1	SR10	3/10/2014 14:20	29.31	81.0	**5.21**	4.0	SR10	3/10/2014 20:20	29.21	97.8	6.32	0.8
SR10	3/10/2014 2:25	29.44	95.7	6.15	0.1	SR10	3/10/2014 8:25	29.36	90.5	**5.83**	0.1	SR10	3/10/2014 14:25	29.35	84.4	**5.45**	0.7	SR10	3/10/2014 20:25	29.17	97.2	6.28	0.8
SR10	3/10/2014 2:30	29.36	87.6	**5.63**	0.2	SR10	3/10/2014 8:30	29.40	91.7	**5.91**	0.4	SR10	3/10/2014 14:30	29.36	85.0	**5.48**	2.2	SR10	3/10/2014 20:30	29.18	95.0	6.14	0.8
SR10	3/10/2014 2:35	29.37	90.1	**5.80**	0.4	SR10	3/10/2014 8:35	29.43	91.8	**5.92**	0.1	SR10	3/10/2014 14:35	29.37	86.0	**5.54**	2.5	SR10	3/10/2014 20:35	29.18	98.3	6.35	0.4
SR10	3/10/2014 2:40	29.36	90.1	**5.80**	0.2	SR10	3/10/2014 8:40	29.44	92.0	**5.93**	0.2	SR10	3/10/2014 14:40	29.38	88.5	**5.71**	2.1	SR10	3/10/2014 20:40	29.18	99.1	6.40	0.4
SR10	3/10/2014 2:45	29.32	87.4	**5.63**	0.3	SR10	3/10/2014 8:45	29.44	91.9	**5.92**	0.1	SR10	3/10/2014 14:45	29.40	91.5	**5.89**	1.8	SR10	3/10/2014 20:45	29.10	101.0	6.53	0.1
SR10	3/10/2014 2:50	29.35	90.2	**5.80**	0.4	SR10	3/10/2014 8:50	29.40	90.2	**5.81**	0.1	SR10	3/10/2014 14:50	29.33	91.9	**5.92**	2.7	SR10	3/10/2014 20:50	29.22	89.4	**5.76**	0.9
SR10	3/10/2014 2:55	29.31	88.1	**5.67**	0.7	SR10	3/10/2014 8:55	29.40	89.3	**5.75**	0.4	SR10	3/10/2014 14:55	29.23	93.5	6.04	2.0	SR10	3/10/2014 20:55	29.26	87.6	**5.64**	1.4
SR10	3/10/2014 3:00	29.34	90.0	**5.79**	0.5	SR10	3/10/2014 9:00	29.42	89.3	**5.76**	0.2	SR10	3/10/2014 15:00	29.22	92.8	6.00	2.1	SR10	3/10/2014 21:00	29.26	91.0	**5.85**	1.1
SR10	3/10/2014 3:05	29.41	92.2	**5.92**	0.4	SR10	3/10/2014 9:05	29.41	88.4	**5.69**	0.1	SR10	3/10/2014 15:05	29.21	88.9	**5.73**	2.7	SR10	3/10/2014 21:05	29.26	92.3	**5.94**	1.1
SR10	3/10/2014 3:10	29.41	91.1	**5.84**	0.4	SR10	3/10/2014 9:10	29.43	87.3	**5.62**	0.2	SR10	3/10/2014 15:10	29.21	89.8	**5.79**	3.1	SR10	3/10/2014 21:10	29.24	87.8	**5.65**	1.3
SR10	3/10/2014 3:15	29.40	93.5	5.99	0.4	SR10	3/10/2014 9:15	29.44	86.9	**5.60**	0.1	SR10	3/10/2014 15:15	29.20	88.6	**5.72**	2.3	SR10	3/10/2014 21:15	29.23	84.8	**5.46**	1.5
SR10	3/10/2014 3:20	29.40	92.3	**5.92**	0.2	SR10	3/10/2014 9:20	29.43	86.7	**5.59**	0.1	SR10	3/10/2014 15:20	29.20	85.5	**5.51**	3.6	SR10	3/10/2014 21:20	29.23	86.8	**5.58**	1.8
SR10	3/10/2014 3:25	29.40	92.8	**5.95**	0.4	SR10	3/10/2014 9:25	29.42	86.8	**5.59**	0.2	SR10	3/10/2014 15:25	29.19	78.9	**5.09**	3.2	SR10	3/10/2014 21:25	29.22	85.0	**5.46**	1.9
SR10	3/10/2014 3:30	29.40	93.1	5.98	0.4	SR10	3/10/2014 9:30	29.45	87.8	**5.66**	0.3	SR10	3/10/2014 15:30	29.17	80.1	**5.18**	3.0	SR10	3/10/2014 21:30	29.20	84.4	**5.43**	1.8
SR10	3/10/2014 3:35	29.38	90.7	**5.82**	0.4	SR10	3/10/2014 9:35	29.47	89.2	**5.75**	0.4	SR10	3/10/2014 15:35	29.23	82.6	**5.32**	3.5	SR10	3/10/2014 21:35	29.15	85.3	**5.50**	1.5
SR10	3/10/2014 3:40	29.38	89.4	**5.74**	0.1	SR10	3/10/2014 9:40	29.47	89.9	**5.79**	0.2	SR10	3/10/2014 15:40	29.23	84.3	**5.42**	3.3	SR10	3/10/2014 21:40	29.16	84.2	**5.42**	1.5
SR10	3/10/2014 3:45	29.36	85.3	**5.48**	0.4	SR10	3/10/2014 9:45	29.48	89.8	**5.79**	0.4	SR10	3/10/2014 15:45	29.22	81.0	**5.21**	3.2	SR10	3/10/2014 21:45	29.21	85.0	**5.47**	1.8
SR10	3/10/2014 3:50	29.35	85.0	**5.46**	1.1	SR10	3/10/2014 9:50	29.46	89.9	**5.79**	0.6	SR10	3/10/2014 15:50	29.21	81.7	**5.25**	4.2	SR10	3/10/2014 21:50	29.21	84.8	**5.45**	2.0
SR10	3/10/2014 3:55	29.36	81.2	**5.21**	1.0	SR10	3/10/2014 9:55	29.47	91.0	**5.86**	**5.5**	SR10	3/10/2014 15:55	29.21	79.2	**5.09**	3.1	SR10	3/10/2014 21:55	29.21	84.4	**5.43**	2.0
SR10	3/10/2014 4:00	29.32	78.0	**5.02**	0.2	SR10	3/10/2014 10:00	29.46	89.3	**5.75**	1.1	SR10	3/10/2014 16:00	29.23	80.9	**5.21**	2.6	SR10	3/10/2014 22:00	29.19	83.0	**5.34**	2.1
SR10	3/10/2014 4:05	29.32	78.6	**5.05**	0.5	SR10	3/10/2014 10:05	29.44	87.6	**5.65**	0.6	SR10	3/10/2014 16:05	29.23	81.4	**5.25**	2.6	SR10	3/10/2014 22:05	29.20	76.9	**4.94**	2.1
SR10	3/10/2014 4:10	29.35	83.9	**5.38**	1.4	SR10	3/10/2014 10:10	29.43	87.6	**5.65**	0.7	SR10	3/10/2014 16:10	29.25	80.4	**5.18**	2.4	SR10	3/10/2014 22:10	29.20	77.2	**4.97**	2.1
SR10	3/10/2014 4:15	29.35	88.1	**5.66**	2.0	SR10	3/10/2014 10:15	29.42	87.0	**5.61**	1.2	SR10	3/10/2014 16:15	29.26	80.3	**5.17**	2.3	SR10	3/10/2014 22:15	29.19	76.9	**4.95**	2.3
SR10	3/10/2014 4:20	29.35	83.0	**5.33**	3.4	SR10	3/10/2014 10:20	29.41	86.8	**5.59**	1.3	SR10	3/10/2014 16:20	29.26	80.7	**5.20**	2.3	SR10	3/10/2014 22:20	29.20	79.3	**5.10**	2.1
SR10	3/10/2014 4:25	29.32	76.0	**4.89**	3.3	SR10	3/10/2014 10:25	29.41	87.3	**5.63**	1.5	SR10	3/10/2014 16:25	29.26	78.6	**5.06**	2.0	SR10	3/10/2014 22:25	29.10	78.1	**5.03**	1.7
SR10	3/10/2014 4:30	29.33	69.5	**4.46**	0.4	SR10	3/10/2014 10:30	29.43	85.9	**5.54**	1.1	SR10	3/10/2014 16:30	29.25	77.2	**4.97**	2.4	SR10	3/10/2014 22:30	29.04	80.0	**5.17**	1.0
SR10	3/10/2014 4:35	29.30	75.8	**4.87**	0.8	SR10	3/10/2014 10:35	29.42	87.2	**5.62**	1.7	SR10	3/10/2014 16:35	29.26	79.7	**5.13**	2.3	SR10	3/10/2014 22:35	29.07	78.4	**5.06**	1.5
SR10	3/10/2014 4:40	29.30	75.2	**4.83**	0.7	SR10	3/10/2014 10:40	29.42	86.1	**5.54**	1.6	SR10	3/10/2014 16:40	29.26	77.1	**4.97**	2.0	SR10	3/10/2014 22:40	29.16	84.0	**5.40**	2.0
SR10	3/10/2014 4:45	29.30	77.1	**4.96**	0.1	SR10	3/10/2014 10:45	29.42	81.0	**5.22**	1.1	SR10	3/10/2014 16:45	29.27	78.6	**5.06**	2.4	SR10	3/10/2014 22:45	29.16	80.8	**5.20**	2.1
SR10	3/10/2014 4:50	29.30	77.8	**5.00**	0.2	SR10	3/10/2014 10:50	29.42	79.1	**5.10**	1.3	SR10	3/10/2014 16:50	29.28	79.6	**5.12**	1.6	SR10	3/10/2014 22:50	29.16	89.9	**5.78**	1.3
SR10	3/10/2014 4:55	29.26	73.5	**4.73**	0.2	SR10	3/10/2014 10:55	29.42	78.9	**5.08**	1.4	SR10	3/10/2014 16:55	29.26	81.3	**5.24**	2.4	SR10	3/10/2014 22:55	29.16	88.3	**5.68**	1.6
SR10	3/10/2014 5:00	29.30	78.0	**5.01**	0.5	SR10	3/10/2014 11:00	29.41	75.9	**4.89**	1.7	SR10	3/10/2014 17:00	29.25	87.5	**5.62**	2.1	SR10	3/10/2014 23:00	29.16	89.7	**5.77**	2.3
SR10	3/10/2014 5:05	29.35	85.0	**5.46**	0.4	SR10	3/10/2014 11:05	29.40	77.0	**4.96**	2.3	SR10	3/10/2014 17:05	29.26	86.4	**5.55**	2.3	SR10	3/10/2014 23:05	29.15	88.0	**5.66**	1.5
SR10	3/10/2014 5:10	29.30	80.6	**5.18**	0.1	SR10	3/10/2014 11:10	29.40	74.8	**4.82**	1.9	SR10	3/10/2014 17:10	29.27	88.9	**5.71**	2.0	SR10	3/10/2014 23:10	29.03	83.1	**5.37**	1.0
SR10	3/10/2014 5:15	29.32	85.1	**5.47**	0.3	SR10	3/10/2014 11:15	29.41	73.4	**4.73**	2.9	SR10	3/10/2014 17:15	29.27	90.4	**5.81**	1.3	SR10	3/10/2014 23:15	29.10	85.3	**5.50**	1.2
SR10	3/10/2014 5:20	29.32	86.9	**5.59**	0.3	SR10	3/10/2014 11:20	29.41	77.5	**4.99**	2.0	SR10	3/10/2014 17:20	29.27	90.3	**5.80**	1.5	SR10	3/10/2014 23:20	29.14	88.9	**5.73**	0.8
SR10	3/10/2014 5:25	29.26	87.8	**5.66**	0.4	SR10	3/10/2014 11:25	29.42	74.9	**4.82**	2.0	SR10	3/10/2014 17:25	29.27	91.7	**5.89**	1.6	SR10	3/10/2014 23:25	29.13	90.6	**5.84**	1.3
SR10	3/10/2014 5:30	29.26	86.9	**5.60**	0.7	SR10	3/10/2014 11:30	29.43	76.3	**4.91**	1.4	SR10	3/10/2014 17:30	29.27	93.1	5.98	0.9	SR10	3/10/2014 23:30	29.05	93.4	6.03	0.5
SR10	3/10/2014 5:35	29.25	87.2	**5.63**	0.5	SR10	3/10/2014 11:35	29.42	72.2	**4.65**	1.9	SR10	3/10/2014 17:35	29.26	92.1	**5.92**	1.0	SR10	3/10/2014 23:35	29.07	95.0	6.13	0.9
SR10	3/10/2014 5:40	29.26	86.9	**5.60**	**10.9**	SR10	3/10/2014 11:40	29.44	74.9	**4.82**	1.3	SR10	3/10/2014 17:40	29.26	92.5	**5.94**	1.4	SR10	3/10/2014 23:40	29.05	93.9	6.06	1.2
SR10	3/10/2014 5:45	29.28	86.4	**5.57**	0.4	SR10	3/10/2014 11:45	29.46	80.0	**5.15**	1.1	SR10	3/10/2014 17:45	29.27	92.0	**5.91**	1.4	SR10	3/10/2014 23:45	29.08	93.4	6.02	0.8
SR10	3/10/2014 5:50	29.29	85.9	**5.54**	2.2	SR10	3/10/2014 11:50	29.46	81.5	**5.25**	1.2	SR10	3/10/2014 17:50	29.27	92.0	**5.91**	1.3	SR10	3/10/2014 23:50	29.09	92.5	**5.96**	1.6
SR10	3/10/2014 5:55	29.27	85.7	**5.53**	0.4	SR10	3/10/2014 11:55	29.46	81.9	**5.27**	1.8	SR10	3/10/2014 17:55	29.27	90.9	**5.84**	1.8	SR10	3/10/2014 23:55	29.13	92.7	**5.96**	2.1

Station	Timestamp	Temp (° C)	DO (%)	DO (mg/L)	Tur (NTU)	Station	Timestamp	Temp (° C)	DO (%)	DO (mg/L)	Tur (NTU)	Station	Timestamp	Temp (° C)	DO (%)	DO (mg/L)	Tur (NTU)	Station	Timestamp	Temp (°C)	DO (%)	DO (mg/L)	Tur (NTU)
SR11	3/10/2014 0:00	29.33	92.3	**5.93**	3.3	SR11	3/10/2014 6:00	29.19	95.6	6.19	0.5	SR11	3/10/2014 12:00	29.52	96.6	6.24	0.9	SR11	3/10/2014 18:00	29.44	77.9	**5.03**	0.2
SR11	3/10/2014 0:05	29.29	82.1	**5.28**	0.6	SR11	3/10/2014 6:05	29.19	95.6	6.18	0.6	SR11	3/10/2014 12:05	29.54	95.4	6.16	0.4	SR11	3/10/2014 18:05	29.43	77.4	**5.01**	0.3
SR11	3/10/2014 0:10	29.31	84.5	**5.44**	1.4	SR11	3/10/2014 6:10	29.18	95.9	6.20	0.5	SR11	3/10/2014 12:10	29.54	96.2	6.21	0.6	SR11	3/10/2014 18:10	29.45	78.4	**5.08**	0.1
SR11	3/10/2014 0:15	29.33	88.6	**5.70**	1.2	SR11	3/10/2014 6:15	29.16	95.5	6.18	0.5	SR11	3/10/2014 12:15	29.59	95.7	6.18	0.4	SR11	3/10/2014 18:15	29.45	80.2	**5.19**	0.3
SR11	3/10/2014 0:20	29.35	94.8	6.10	0.6	SR11	3/10/2014 6:20	29.15	96.6	6.24	0.6	SR11	3/10/2014 12:20	29.56	95.8	6.19	0.5	SR11	3/10/2014 18:20	29.45	80.5	**5.21**	0.3
SR11	3/10/2014 0:25	29.35	93.7	6.03	0.6	SR11	3/10/2014 6:25	29.15	95.8	6.21	0.5	SR11	3/10/2014 12:25	29.55	96.0	6.20	0.3	SR11	3/10/2014 18:25	29.41	80.2	**5.19**	0.4
SR11	3/10/2014 0:30	29.36	94.8	6.10	0.4	SR11	3/10/2014 6:30	29.14	95.2	6.16	0.4	SR11	3/10/2014 12:30	29.56	95.6	6.18	0.3	SR11	3/10/2014 18:30	29.44	81.0	**5.24**	0.1
SR11	3/10/2014 0:35	29.36	93.7	6.02	0.9	SR11	3/10/2014 6:35	29.11	95.4	6.17	0.5	SR11	3/10/2014 12:35	29.55	95.5	6.17	0.8	SR11	3/10/2014 18:35	29.46	83.4	**5.40**	0.1
SR11	3/10/2014 0:40	29.35	90.2	**5.82**	1.5	SR11	3/10/2014 6:40	29.12	93.8	6.07	0.5	SR11	3/10/2014 12:40	29.56	94.9	6.13	0.7	SR11	3/10/2014 18:40	29.45	85.7	**5.54**	0.5
SR11	3/10/2014 0:45	29.36	94.6	6.09	0.5	SR11	3/10/2014 6:45	29.13	96.0	6.20	0.6	SR11	3/10/2014 12:45	29.56	96.0	6.20	1.2	SR11	3/10/2014 18:45	29.44	80.5	**5.21**	0.3
SR11	3/10/2014 0:50	29.36	92.9	5.98	0.1	SR11	3/10/2014 6:50	29.12	95.1	6.16	0.4	SR11	3/10/2014 12:50	29.59	95.6	6.18	0.3	SR11	3/10/2014 18:50	29.45	81.4	**5.27**	0.1
SR11	3/10/2014 0:55	29.35	96.5	6.21	0.2	SR11	3/10/2014 6:55	29.11	95.4	6.17	0.4	SR11	3/10/2014 12:55	29.58	96.7	6.24	0.4	SR11	3/10/2014 18:55	29.45	84.4	**5.46**	0.2
SR11	3/10/2014 1:00	29.35	95.9	6.17	1.2	SR11	3/10/2014 7:00	29.12	95.2	6.16	0.5	SR11	3/10/2014 13:00	29.57	97.8	6.32	0.5	SR11	3/10/2014 19:00	29.45	80.3	**5.19**	0.1
SR11	3/10/2014 1:05	29.36	97.1	6.25	0.5	SR11	3/10/2014 7:05	29.13	95.1	6.15	0.4	SR11	3/10/2014 13:05	29.58	98.0	6.32	0.5	SR11	3/10/2014 19:05	29.47	89.4	**5.79**	0.1
SR11	3/10/2014 1:10	29.34	92.6	**5.96**	1.6	SR11	3/10/2014 7:10	29.13	95.3	6.16	0.4	SR11	3/10/2014 13:10	29.57	99.3	6.41	0.3	SR11	3/10/2014 19:10	29.46	86.8	**5.62**	0.2
SR11	3/10/2014 1:15	29.34	92.4	**5.95**	0.3	SR11	3/10/2014 7:15	29.14	95.5	6.17	0.5	SR11	3/10/2014 13:15	29.56	99.0	6.39	0.3	SR11	3/10/2014 19:15	29.45	92.5	6.00	0.1
SR11	3/10/2014 1:20	29.33	88.3	**5.68**	0.9	SR11	3/10/2014 7:20	29.13	95.4	6.18	0.5	SR11	3/10/2014 13:20	29.56	98.9	6.39	0.1	SR11	3/10/2014 19:20	29.47	92.9	6.02	0.3
SR11	3/10/2014 1:25	29.33	84.7	**5.45**	0.7	SR11	3/10/2014 7:25	29.16	94.9	6.13	0.4	SR11	3/10/2014 13:25	29.53	93.7	6.04	0.7	SR11	3/10/2014 19:25	29.46	92.0	**5.96**	0.3
SR11	3/10/2014 1:30	29.32	82.6	**5.32**	0.4	SR11	3/10/2014 7:30	29.16	95.3	6.16	0.6	SR11	3/10/2014 13:30	29.51	88.0	**5.68**	1.3	SR11	3/10/2014 19:30	29.44	81.1	**5.25**	0.3
SR11	3/10/2014 1:35	29.31	84.4	**5.43**	1.1	SR11	3/10/2014 7:35	29.14	95.0	6.14	0.6	SR11	3/10/2014 13:35	29.49	86.4	**5.58**	3.1	SR11	3/10/2014 19:35	29.46	83.9	**5.43**	0.1
SR11	3/10/2014 1:40	29.31	81.4	**5.24**	0.3	SR11	3/10/2014 7:40	29.16	96.0	6.21	0.1	SR11	3/10/2014 13:40	29.51	84.8	**5.47**	1.7	SR11	3/10/2014 19:40	29.47	91.6	**5.94**	0.1
SR11	3/10/2014 1:45	29.32	85.1	**5.47**	0.7	SR11	3/10/2014 7:45	29.16	95.7	6.19	0.3	SR11	3/10/2014 13:45	29.54	92.5	5.98	0.7	SR11	3/10/2014 19:45	29.47	91.4	**5.92**	0.1
SR11	3/10/2014 1:50	29.29	81.5	**5.25**	1.3	SR11	3/10/2014 7:50	29.16	96.5	6.24	0.6	SR11	3/10/2014 13:50	29.56	102.9	6.64	0.5	SR11	3/10/2014 19:50	29.44	83.4	**5.40**	0.4
SR11	3/10/2014 1:55	29.30	81.5	**5.25**	1.0	SR11	3/10/2014 7:55	29.20	96.7	6.26	0.7	SR11	3/10/2014 13:55	29.55	101.4	6.55	0.2	SR11	3/10/2014 19:55	29.46	87.0	**5.64**	0.2
SR11	3/10/2014 2:00	29.28	78.7	**5.07**	0.9	SR11	3/10/2014 8:00	29.21	96.6	6.24	0.5	SR11	3/10/2014 14:00	29.54	98.8	6.39	0.7	SR11	3/10/2014 20:00	29.43	78.4	**5.08**	0.1
SR11	3/10/2014 2:05	29.29	81.9	**5.27**	0.7	SR11	3/10/2014 8:05	29.22	96.7	6.24	0.6	SR11	3/10/2014 14:05	29.54	101.1	6.54	0.1	SR11	3/10/2014 20:05	29.45	80.4	**5.21**	0.6
SR11	3/10/2014 2:10	29.27	78.7	**5.07**	0.3	SR11	3/10/2014 8:10	29.23	97.8	6.31	0.5	SR11	3/10/2014 14:10	29.54	100.5	6.49	0.3	SR11	3/10/2014 20:10	29.44	77.6	**5.03**	0.3
SR11	3/10/2014 2:15	29.27	79.0	**5.09**	0.8	SR11	3/10/2014 8:15	29.22	97.7	6.30	0.5	SR11	3/10/2014 14:15	29.53	98.3	6.36	0.3	SR11	3/10/2014 20:15	29.43	78.5	**5.08**	0.3
SR11	3/10/2014 2:20	29.27	78.3	**5.04**	0.6	SR11	3/10/2014 8:20	29.21	98.7	6.36	0.3	SR11	3/10/2014 14:20	29.51	95.2	6.16	0.6	SR11	3/10/2014 20:20	29.44	80.9	**5.24**	0.2
SR11	3/10/2014 2:25	29.26	73.9	**4.77**	0.7	SR11	3/10/2014 8:25	29.20	98.5	6.36	0.7	SR11	3/10/2014 14:25	29.50	90.5	**5.85**	0.3	SR11	3/10/2014 20:25	29.41	87.3	**5.66**	0.1
SR11	3/10/2014 2:30	29.24	72.9	**4.70**	0.3	SR11	3/10/2014 8:30	29.21	99.1	6.40	0.6	SR11	3/10/2014 14:30	29.49	89.1	**5.76**	0.5	SR11	3/10/2014 20:30	29.39	90.7	**5.89**	0.1
SR11	3/10/2014 2:35	29.24	72.6	**4.68**	1.5	SR11	3/10/2014 8:35	29.27	93.1	6.01	0.6	SR11	3/10/2014 14:35	29.43	91.8	**5.96**	0.4	SR11	3/10/2014 20:35	29.41	82.2	**5.33**	0.3
SR11	3/10/2014 2:40	29.31	84.7	**5.47**	1.0	SR11	3/10/2014 8:40	29.22	99.4	6.42	0.5	SR11	3/10/2014 14:40	29.43	87.1	**5.64**	1.3	SR11	3/10/2014 20:40	29.43	90.3	**5.86**	0.3
SR11	3/10/2014 2:45	29.29	83.2	**5.36**	0.1	SR11	3/10/2014 8:45	29.22	99.3	6.41	0.6	SR11	3/10/2014 14:45	29.34	89.9	**5.84**	0.7	SR11	3/10/2014 20:45	29.40	93.0	6.04	0.1
SR11	3/10/2014 2:50	29.30	84.6	**5.44**	0.3	SR11	3/10/2014 8:50	29.25	97.6	6.30	0.6	SR11	3/10/2014 14:50	29.34	82.3	**5.35**	1.7	SR11	3/10/2014 20:50	29.42	91.5	**5.94**	0.3
SR11	3/10/2014 2:55	29.29	86.7	**5.59**	0.2	SR11	3/10/2014 8:55	29.24	95.3	6.15	0.2	SR11	3/10/2014 14:55	29.37	82.9	**5.38**	1.8	SR11	3/10/2014 20:55	29.41	92.1	5.97	0.1
SR11	3/10/2014 3:00	29.32	88.3	**5.68**	0.1	SR11	3/10/2014 9:00	29.26	93.6	6.04	0.2	SR11	3/10/2014 15:00	29.41	84.4	**5.47**	1.0	SR11	3/10/2014 21:00	29.41	93.0	6.03	0.1
SR11	3/10/2014 3:05	29.34	90.5	**5.82**	0.1	SR11	3/10/2014 9:05	29.24	93.1	6.02	0.2	SR11	3/10/2014 15:05	29.40	79.8	**5.18**	0.6	SR11	3/10/2014 21:05	29.41	88.0	**5.71**	0.2
SR11	3/10/2014 3:10	29.34	89.9	**5.79**	0.3	SR11	3/10/2014 9:10	29.25	92.9	6.00	0.2	SR11	3/10/2014 15:10	29.41	82.0	**5.31**	0.2	SR11	3/10/2014 21:10	29.39	95.1	6.17	0.1
SR11	3/10/2014 3:15	29.33	89.5	**5.76**	**10.4**	SR11	3/10/2014 9:15	29.29	92.2	**5.96**	0.1	SR11	3/10/2014 15:15	29.42	81.7	**5.30**	0.9	SR11	3/10/2014 21:15	29.32	97.5	6.33	0.2
SR11	3/10/2014 3:20	29.07	86.7	**5.61**	0.2	SR11	3/10/2014 9:20	29.28	93.2	6.02	0.2	SR11	3/10/2014 15:20	29.43	86.2	**5.59**	0.6	SR11	3/10/2014 21:20	29.32	91.1	**5.92**	0.2
SR11	3/10/2014 3:25	29.19	83.2	**5.37**	0.4	SR11	3/10/2014 9:25	29.28	93.4	6.03	0.3	SR11	3/10/2014 15:25	29.46	93.5	6.06	0.7	SR11	3/10/2014 21:25	29.31	96.2	6.25	0.3
SR11	3/10/2014 3:30	29.08	90.2	**5.83**	0.1	SR11	3/10/2014 9:30	29.28	93.6	6.05	0.3	SR11	3/10/2014 15:30	29.41	86.3	**5.59**	0.2	SR11	3/10/2014 21:30	29.32	95.5	6.19	0.4
SR11	3/10/2014 3:35	29.08	90.2	**5.84**	0.4	SR11	3/10/2014 9:35	29.29	93.9	6.07	0.4	SR11	3/10/2014 15:35	29.45	91.7	**5.94**	0.2	SR11	3/10/2014 21:35	29.33	95.7	6.22	0.3
SR11	3/10/2014 3:40	29.09	91.2	**5.91**	0.5	SR11	3/10/2014 9:40	29.37	90.9	**5.87**	0.3	SR11	3/10/2014 15:40	29.43	91.5	**5.93**	0.2	SR11	3/10/2014 21:40	29.32	95.3	6.19	0.4
SR11	3/10/2014 3:45	29.10	91.9	**5.96**	0.2	SR11	3/10/2014 9:45	29.36	92.1	**5.95**	0.1	SR11	3/10/2014 15:45	29.38	89.3	**5.79**	0.5	SR11	3/10/2014 21:45	29.30	93.3	6.07	0.4
SR11	3/10/2014 3:50	29.07	94.5	6.13	0.4	SR11	3/10/2014 9:50	29.37	90.6	**5.85**	0.2	SR11	3/10/2014 15:50	29.40	85.6	**5.54**	0.4	SR11	3/10/2014 21:50	29.32	93.6	6.08	0.2
SR11	3/10/2014 3:55	29.14	96.0	6.22	0.3	SR11	3/10/2014 9:55	29.40	93.5	6.04	0.3	SR11	3/10/2014 15:55	29.42	84.2	**5.46**	0.2	SR11	3/10/2014 21:55	29.33	91.5	**5.95**	0.3
SR11	3/10/2014 4:00	29.13	94.5	6.12	0.2	SR11	3/10/2014 10:00	29.38	92.9	6.00	0.3	SR11	3/10/2014 16:00	29.41	82.1	**5.31**	0.6	SR11	3/10/2014 22:00	29.32	92.3	5.99	0.3
SR11	3/10/2014 4:05	29.11	93.6	6.07	0.4	SR11	3/10/2014 10:05	29.38	93.4	6.03	0.4	SR11	3/10/2014 16:05	29.43	81.8	**5.29**	0.5	SR11	3/10/2014 22:05	29.31	88.4	**5.74**	0.3
SR11	3/10/2014 4:10	29.13	92.6	6.00	0.5	SR11	3/10/2014 10:10	29.37	93.8	6.05	0.3	SR11	3/10/2014 16:10	29.41	80.8	**5.23**	0.2	SR11	3/10/2014 22:10	29.28	86.0	**5.58**	0.1
SR11	3/10/2014 4:15	29.13	92.5	6.00	0.4	SR11	3/10/2014 10:15	29.39	94.0	6.07	0.7	SR11	3/10/2014 16:15	29.46	82.4	**5.34**	0.4	SR11	3/10/2014 22:15	29.33	88.8	**5.76**	0.3
SR11	3/10/2014 4:20	29.12	92.6	5.99	0.5	SR11	3/10/2014 10:20	29.38	94.1	6.07	0.1	SR11	3/10/2014 16:20	29.46	82.3	**5.33**	0.3	SR11	3/10/2014 22:20	29.31	73.1	**4.74**	0.3
SR11	3/10/2014 4:25	29.12	91.8	**5.95**	0.5	SR11	3/10/2014 10:25	29.41	94.2	6.08	0.7	SR11	3/10/2014 16:25	29.42	85.0	**5.51**	0.3	SR11	3/10/2014 22:25	29.32	67.4	**4.37**	0.8
SR11	3/10/2014 4:30	29.16	91.7	**5.93**	0.3	SR11	3/10/2014 10:30	29.41	94.1	6.08	0.1	SR11	3/10/2014 16:30	29.43	83.0	**5.37**	0.9	SR11	3/10/2014 22:30	29.32	69.8	**4.52**	0.8
SR11	3/10/2014 4:35	29.15	93.5	6.05	0.3	SR11	3/10/2014 10:35	29.43	94.7	6.11	0.6	SR11	3/10/2014 16:35	29.43	87.3	**5.66**	0.4	SR11	3/10/2014 22:35	29.32	74.9	**4.84**	0.8
SR11	3/10/2014 4:40	29.14	94.1	6.09	0.6	SR11	3/10/2014 10:40	29.44	94.7	6.12	0.6	SR11	3/10/2014 16:40	29.44	86.4	**5.59**	0.3	SR11	3/10/2014 22:40	29.33	69.4	**4.49**	0.8
SR11	3/10/2014 4:45	29.13	93.5	6.05	**5.4**	SR11	3/10/2014 10:45	29.46	95.4	6.16	0.5	SR11	3/10/2014 16:45	29.42	86.4	**5.59**	0.9	SR11	3/10/2014 22:45	29.33	69.3	**4.49**	0.7
SR11	3/10/2014 4:50	29.16	94.5	6.11	0.5	SR11	3/10/2014 10:50	29.51	94.8	6.12	0.9	SR11	3/10/2014 16:50	29.42	86.8	**5.62**	0.6	SR11	3/10/2014 22:50	29.33	69.7	**4.51**	0.9
SR11	3/10/2014 4:55	29.20	94.2	6.09	0.2	SR11	3/10/2014 10:55	29.46	95.1	6.14	0.4	SR11	3/10/2014 16:55	29.45	86.4	**5.60**	0.9	SR11	3/10/2014 22:55	29.35	72.6	**4.69**	1.1
SR11	3/10/2014 5:00	29.24	94.6	6.11	0.4	SR11	3/10/2014 11:00	29.51	95.1	6.14	0.4	SR11	3/10/2014 17:00	29.42	83.0	**5.38**	0.4	SR11	3/10/2014 23:00	29.33	73.2	**4.75**	0.3
SR11	3/10/2014 5:05	29.22	94.9	6.14	0.4	SR11	3/10/2014 11:05	29.54	94.8	6.12	0.9	SR11	3/10/2014 17:05	29.42	80.7	**5.23**	0.5	SR11	3/10/2014 23:05	29.32	75.2	**4.87**	0.5
SR11	3/10/2014 5:10	29.24	96.1	6.22	**9.6**	SR11	3/10/2014 11:10	29.52	95.2	6.14	0.8	SR11	3/10/2014 17:10	29.39	80.3	**5.20**	1.0	SR11	3/10/2014 23:10	29.30	76.6	**4.98**	0.3
SR11	3/10/2014 5:15	29.15	95.1	6.15	0.5	SR11	3/10/2014 11:15	29.50	95.4	6.17	1.0	SR11	3/10/2014 17:15	29.41	79.9	**5.18**	0.9	SR11	3/10/2014 23:15	29.32	76.3	**4.94**	0.1
SR11	3/10/2014 5:20	29.20	95.3	6.16	0.4	SR11	3/10/2014 11:20	29.48	95.8	6.19	0.8	SR11	3/10/2014 17:20	29.42	78.9	**5.11**	0.5	SR11	3/10/2014 23:20	29.31	79.7	**5.17**	0.1
SR11	3/10/2014 5:25	29.18	95.8	6.19	0.5	SR11	3/10/2014 11:25	29.49	95.9	6.19	1.1	SR11	3/10/2014 17:25	29.45	77.7	**5.02**	0.5	SR11	3/10/2014 23:25	29.28	86.0	**5.59**	0.1
SR11	3/10/2014 5:30	29.15	94.6	6.12	0.4	SR11	3/10/2014 11:30	29.52	96.0	6.20	1.3	SR11	3/10/2014 17:30	29.45	76.2	**4.93**	0.9	SR11	3/10/2014 23:30	29.27	82.7	**5.37**	0.3
SR11	3/10/2014 5:35	29.21	95.7	6.18	0.5	SR11	3/10/2014 11:35	29.53	96.1	6.21	0.8	SR11	3/10/2014 17:35	29.43	78.2	**5.05**	0.8	SR11	3/10/2014 23:35	29.29	80.3	**5.21**	0.3
SR11	3/10/2014 5:40	29.27	96.9	6.26	0.5	SR11	3/10/2014 11:40	29.53	96.0	6.19	0.9	SR11	3/10/2014 17:40	29.45	78.0	**5.05**	0.3	SR11	3/10/2014 23:40	29.29	72.6	**4.71**	0.6
SR11	3/10/2014 5:45	29.25	96.9	6.26	0.2	SR11	3/10/2014 11:45	29.52	96.3	6.21	1.0	SR11	3/10/2014 17:45	29.46	78.9	**5.11**	0.2	SR11	3/10/2014 23:45	29.32	81.3	**5.27**	1.1
SR11	3/10/2014 5:50	29.21	96.2	6.22	0.6	SR11	3/10/2014 11:50	29.55	96.0	6.20	0.9	SR11	3/10/2014 17:50	29.45	80.8	**5.23**	0.4	SR11	3/10/2014 23:50	29.29	80.8	**5.24**	0.4
SR11	3/10/2014 5:55	29.20	95.9	6.20	0.6	SR11	3/10/2014 11:55	29.53	96.3	6.21	0.4	SR11	3/10/2014 17:55	29.45	80.0	**5.18**	0.3	SR11	3/10/2014 23:55	29.30	80.1	**5.19**	0.5

Station	Timestamp	Temp (° C)	DO (%)	DO (mg/L)	Tur (NTU)	Station	Timestamp	Temp (° C)	DO (%)	DO (mg/L)	Tur (NTU)	Station	Timestamp	Temp (° C)	DO (%)	DO (mg/L)	Tur (NTU)	Station	Timestamp	Temp (°C)	DO (%)	DO (mg/L)	Tur (NTU)
SR12	3/10/2014 0:01	29.38	64.2	4.15	3.5	SR12	3/10/2014 6:01	29.32	66.6	4.32	2.2	SR12						SR12	3/10/2014 18:01	29.33	64.6	4.18	4.0
SR12	3/10/2014 0:06	29.39	63.9	4.13	3.3	SR12	3/10/2014 6:06	29.33	65.5	4.24	2.6	SR12						SR12	3/10/2014 18:06	29.33	62.8	4.06	4.1
SR12	3/10/2014 0:11	29.37	64.4	4.16	3.9	SR12	3/10/2014 6:11	29.33	66.0	4.28	2.3	SR12						SR12	3/10/2014 18:11	29.34	62.7	4.05	4.8
SR12	3/10/2014 0:16	29.37	63.3	4.09	3.9	SR12	3/10/2014 6:16	29.31	67.9	4.41	2.2	SR12						SR12	3/10/2014 18:16	29.33	62.3	4.02	4.7
SR12	3/10/2014 0:21	29.37	61.1	3.94	3.4	SR12	3/10/2014 6:21	29.32	67.1	4.36	2.2	SR12						SR12	3/10/2014 18:21	29.34	63.5	4.10	4.3
SR12	3/10/2014 0:26	29.36	63.6	4.11	4.2	SR12	3/10/2014 6:26	29.32	66.2	4.30	2.2	SR12						SR12	3/10/2014 18:26	29.35	63.9	4.13	3.6
SR12	3/10/2014 0:31	29.37	63.2	4.08	4.4	SR12	3/10/2014 6:31	29.32	66.9	4.34	2.3	SR12						SR12	3/10/2014 18:31	29.35	63.9	4.13	3.9
SR12	3/10/2014 0:36	29.37	63.5	4.10	4.8	SR12	3/10/2014 6:36	29.32	67.1	4.36	2.6	SR12						SR12	3/10/2014 18:36	29.33	65.5	4.24	3.5
SR12	3/10/2014 0:41	29.37	63.2	4.08	4.7	SR12	3/10/2014 6:41	29.28	68.4	4.45	2.3	SR12						SR12	3/10/2014 18:41	29.34	66.9	4.33	3.9
SR12	3/10/2014 0:46	29.37	63.5	4.10	4.8	SR12	3/10/2014 6:46	29.30	67.5	4.39	2.4	SR12						SR12	3/10/2014 18:46	29.34	65.6	4.24	3.8
SR12	3/10/2014 0:51	29.37	63.7	4.11	5.1	SR12	3/10/2014 6:51	29.31	66.1	4.29	2.4	SR12						SR12	3/10/2014 18:51	29.34	65.8	4.26	3.7
SR12	3/10/2014 0:56	29.37	63.4	4.09	4.6	SR12	3/10/2014 6:56	29.30	64.4	4.17	3.4	SR12						SR12	3/10/2014 18:56	29.33	64.0	4.14	3.6
SR12	3/10/2014 1:01	29.37	63.3	4.08	4.8	SR12	3/10/2014 7:01	29.28	62.4	4.04	5.8	SR12	3/10/2014 13:01	29.63	76.4	4.99	2.8	SR12	3/10/2014 19:01	29.34	64.0	4.14	4.0
SR12	3/10/2014 1:06	29.36	63.6	4.10	5.2	SR12	3/10/2014 7:06	29.28	63.8	4.13	4.7	SR12	3/10/2014 13:06	29.63	76.5	4.99	2.4	SR12	3/10/2014 19:06	29.33	62.7	4.05	3.6
SR12	3/10/2014 1:11	29.36	63.6	4.10	5.1	SR12	3/10/2014 7:11	29.28	64.1	4.15	4.0	SR12	3/10/2014 13:11	29.63	74.8	4.88	3.4	SR12	3/10/2014 19:11	29.32	62.6	4.05	3.3
SR12	3/10/2014 1:16	29.36	63.1	4.07	5.0	SR12	3/10/2014 7:16	29.27	65.1	4.22	3.5	SR12	3/10/2014 13:16	29.63	76.9	5.02	2.3	SR12	3/10/2014 19:16	29.31	64.2	4.16	3.1
SR12	3/10/2014 1:21	29.36	62.5	4.03	5.0	SR12	3/10/2014 7:21	29.27	66.0	4.28	3.7	SR12	3/10/2014 13:21	29.63	74.3	4.84	2.2	SR12	3/10/2014 19:21	29.32	63.1	4.08	4.1
SR12	3/10/2014 1:26	29.36	63.0	4.06	4.9	SR12	3/10/2014 7:26	29.27	64.8	4.20	4.9	SR12	3/10/2014 13:26	29.61	73.4	4.79	3.8	SR12	3/10/2014 19:26	29.32	63.9	4.13	3.7
SR12	3/10/2014 1:31	29.36	62.5	4.03	4.6	SR12	3/10/2014 7:31	29.27	64.0	4.15	7.1	SR12	3/10/2014 13:31	29.58	75.3	4.91	2.9	SR12	3/10/2014 19:31	29.27	63.5	4.11	3.1
SR12	3/10/2014 1:36	29.35	63.3	4.09	4.0	SR12	3/10/2014 7:36	29.27	65.8	4.27	4.5	SR12	3/10/2014 13:36	29.59	74.8	4.88	2.6	SR12	3/10/2014 19:36	29.25	65.0	4.22	3.2
SR12	3/10/2014 1:41	29.35	64.0	4.13	5.1	SR12	3/10/2014 7:41	29.27	65.8	4.26	5.3	SR12	3/10/2014 13:41	29.59	73.6	4.80	2.8	SR12	3/10/2014 19:41	29.27	65.6	4.25	3.2
SR12	3/10/2014 1:46	29.35	63.9	4.12	5.1	SR12	3/10/2014 7:46	29.28	67.8	4.40	5.2	SR12	3/10/2014 13:46	29.57	74.8	4.89	2.6	SR12	3/10/2014 19:46	29.28	64.3	4.17	3.3
SR12	3/10/2014 1:51	29.36	62.9	4.06	4.2	SR12	3/10/2014 7:51	29.29	67.8	4.40	4.5	SR12	3/10/2014 13:51	29.55	71.1	4.64	3.4	SR12	3/10/2014 19:51	29.33	67.5	4.38	3.4
SR12	3/10/2014 1:56	29.36	63.0	4.07	3.7	SR12	3/10/2014 7:56	29.30	68.8	4.46	4.7	SR12	3/10/2014 13:56	29.54	71.0	4.63	3.9	SR12	3/10/2014 19:56	29.40	72.1	4.70	2.6
SR12	3/10/2014 2:01	29.37	62.4	4.03	4.1	SR12	3/10/2014 8:01	29.32	69.8	4.52	4.9	SR12	3/10/2014 14:01	29.50	72.9	4.77	3.2	SR12	3/10/2014 20:01	29.41	74.9	4.89	2.7
SR12	3/10/2014 2:06	29.29	63.8	4.14	2.4	SR12	3/10/2014 8:06	29.32	69.5	4.51	5.1	SR12	3/10/2014 14:06	29.52	72.2	4.71	3.3	SR12	3/10/2014 20:06	29.43	74.7	4.87	2.2
SR12	3/10/2014 2:11	29.36	61.7	3.98	3.4	SR12	3/10/2014 8:11	29.32	69.7	4.52	5.6	SR12	3/10/2014 14:11	29.50	75.3	4.93	2.8	SR12	3/10/2014 20:11	29.45	74.3	4.84	2.2
SR12	3/10/2014 2:16	29.35	60.6	3.91	2.8	SR12	3/10/2014 8:16	29.34	70.8	4.59	6.6	SR12	3/10/2014 14:16	29.47	74.9	4.90	2.9	SR12	3/10/2014 20:16	29.43	74.3	4.85	2.8
SR12	3/10/2014 2:21	29.32	62.8	4.07	2.5	SR12	3/10/2014 8:21	29.35	71.7	4.65	5.3	SR12	3/10/2014 14:21	29.45	73.0	4.78	3.4	SR12	3/10/2014 20:21	29.41	71.3	4.63	3.1
SR12	3/10/2014 2:26	29.25	66.4	4.31	2.2	SR12	3/10/2014 8:26	29.36	72.0	4.67	5.0	SR12	3/10/2014 14:26	29.44	70.7	4.60	4.9	SR12	3/10/2014 20:26	29.42	71.6	4.65	2.9
SR12	3/10/2014 2:31	29.31	62.3	4.04	3.2	SR12	3/10/2014 8:31	29.37	72.5	4.71	5.2	SR12	3/10/2014 14:31	29.48	71.3	4.65	4.3	SR12	3/10/2014 20:31	29.39	75.1	4.90	2.3
SR12	3/10/2014 2:36	29.34	61.4	3.97	2.8	SR12	3/10/2014 8:36	29.39	73.1	4.75	4.6	SR12	3/10/2014 14:36	29.47	69.4	4.52	3.9	SR12	3/10/2014 20:36	29.39	74.5	4.87	2.5
SR12	3/10/2014 2:41	29.33	61.3	3.96	3.0	SR12	3/10/2014 8:41	29.40	73.2	4.75	4.4	SR12	3/10/2014 14:41	29.46	69.3	4.52	3.6	SR12	3/10/2014 20:41	29.39	72.1	4.70	2.5
SR12	3/10/2014 2:46	29.35	63.1	4.08	2.6	SR12	3/10/2014 8:46	29.40	73.1	4.75	5.0	SR12	3/10/2014 14:46	29.47	68.9	4.49	3.2	SR12	3/10/2014 20:46	29.35	74.8	4.90	2.4
SR12	3/10/2014 2:51	29.30	61.7	4.00	2.5	SR12	3/10/2014 8:51	29.40	72.9	4.73	4.8	SR12	3/10/2014 14:51	29.46	69.4	4.52	3.0	SR12	3/10/2014 20:51	29.41	74.9	4.90	2.4
SR12	3/10/2014 2:56	29.32	60.8	3.93	2.7	SR12	3/10/2014 8:56	29.42	73.4	4.76	4.5	SR12	3/10/2014 14:56	29.44	67.8	4.41	3.9	SR12	3/10/2014 20:56	29.36	72.8	4.76	2.5
SR12	3/10/2014 3:01	29.33	62.5	4.05	2.3	SR12	3/10/2014 9:01	29.43	73.8	4.79	4.2	SR12	3/10/2014 15:01	29.45	69.6	4.53	3.4	SR12	3/10/2014 21:01	29.29	75.4	4.96	2.5
SR12	3/10/2014 3:06	29.34	61.7	4.00	2.3	SR12	3/10/2014 9:06	29.43	73.7	4.79	4.5	SR12	3/10/2014 15:06	29.39	69.0	4.48	4.5	SR12	3/10/2014 21:06	29.36	74.1	4.85	2.2
SR12	3/10/2014 3:11	29.32	60.9	3.94	2.5	SR12	3/10/2014 9:11	29.44	73.8	4.79	4.0	SR12	3/10/2014 15:11	29.43	68.1	4.43	3.7	SR12	3/10/2014 21:11	29.35	73.0	4.78	2.5
SR12	3/10/2014 3:16	29.30	61.4	3.98	2.8	SR12	3/10/2014 9:16	29.45	73.9	4.80	4.1	SR12	3/10/2014 15:16	29.38	67.5	4.38	5.1	SR12	3/10/2014 21:16	29.39	72.3	4.72	2.5
SR12	3/10/2014 3:21	29.31	62.6	4.05	3.0	SR12	3/10/2014 9:21	29.45	74.3	4.82	4.3	SR12	3/10/2014 15:21	29.40	67.6	4.39	4.7	SR12	3/10/2014 21:21	29.37	71.3	4.66	2.6
SR12	3/10/2014 3:26	29.33	64.8	4.19	2.4	SR12	3/10/2014 9:26	29.45	74.6	4.85	4.0	SR12	3/10/2014 15:26	29.36	67.0	4.34	5.5	SR12	3/10/2014 21:26	29.39	70.1	4.57	2.7
SR12	3/10/2014 3:31	29.30	66.7	4.33	2.3	SR12	3/10/2014 9:31	29.44	74.5	4.84	3.6	SR12	3/10/2014 15:31	29.37	66.2	4.29	4.9	SR12	3/10/2014 21:31	29.35	72.0	4.71	2.3
SR12	3/10/2014 3:36	29.34	68.2	4.42	2.7	SR12	3/10/2014 9:36	29.45	74.5	4.84	3.9	SR12	3/10/2014 15:36	29.36	66.3	4.29	5.4	SR12	3/10/2014 21:36	29.36	72.1	4.71	2.5
SR12	3/10/2014 3:41	29.31	67.8	4.40	2.3	SR12	3/10/2014 9:41	29.44	74.3	4.83	3.6	SR12	3/10/2014 15:41	29.35	66.7	4.32	6.1	SR12	3/10/2014 21:41	29.38	68.1	4.44	2.6
SR12	3/10/2014 3:46	29.24	69.0	4.49	2.2	SR12	3/10/2014 9:46	29.45	74.5	4.84	4.4	SR12	3/10/2014 15:46	29.36	67.6	4.38	5.4	SR12	3/10/2014 21:46	29.40	69.6	4.54	2.9
SR12	3/10/2014 3:51	29.26	68.6	4.46	2.3	SR12	3/10/2014 9:51	29.45	74.4	4.84	4.1	SR12	3/10/2014 15:51	29.36	67.5	4.38	4.8	SR12	3/10/2014 21:51	29.41	68.5	4.46	3.4
SR12	3/10/2014 3:56	29.27	66.8	4.34	2.1	SR12	3/10/2014 9:56	29.45	74.6	4.86	3.7	SR12	3/10/2014 15:56	29.37	67.5	4.38	4.8	SR12	3/10/2014 21:56	29.41	69.7	4.55	2.8
SR12	3/10/2014 4:01	29.24	69.1	4.50	2.4	SR12	3/10/2014 10:01	29.45	74.4	4.84	3.5	SR12	3/10/2014 16:01	29.37	67.4	4.37	5.4	SR12	3/10/2014 22:01	29.41	68.3	4.45	2.9
SR12	3/10/2014 4:06	29.29	67.2	4.37	2.2	SR12	3/10/2014 10:06	29.45	74.6	4.86	3.4	SR12	3/10/2014 16:06	29.37	68.8	4.46	5.1	SR12	3/10/2014 22:06	29.41	67.1	4.36	2.8
SR12	3/10/2014 4:11	29.30	66.2	4.30	2.8	SR12	3/10/2014 10:11	29.46	75.0	4.89	4.0	SR12	3/10/2014 16:11	29.36	67.7	4.38	5.6	SR12	3/10/2014 22:11	29.37	70.7	4.62	2.6
SR12	3/10/2014 4:16	29.30	67.4	4.38	2.6	SR12	3/10/2014 10:16	29.48	75.6	4.93	3.4	SR12	3/10/2014 16:16	29.37	69.1	4.48	4.9	SR12	3/10/2014 22:16	29.35	72.8	4.76	2.6
SR12	3/10/2014 4:21	29.31	66.9	4.35	2.3	SR12	3/10/2014 10:21	29.47	74.4	4.85	3.5	SR12	3/10/2014 16:21	29.39	70.2	4.55	4.8	SR12	3/10/2014 22:21	29.38	69.6	4.54	2.6
SR12	3/10/2014 4:26	29.32	67.1	4.36	2.3	SR12	3/10/2014 10:26	29.47	74.8	4.88	3.5	SR12	3/10/2014 16:26	29.39	70.1	4.54	4.9	SR12	3/10/2014 22:26	29.40	67.9	4.42	3.0
SR12	3/10/2014 4:31	29.33	68.5	4.45	2.8	SR12	3/10/2014 10:31	29.48	75.1	4.90	3.8	SR12	3/10/2014 16:31	29.36	66.7	4.32	4.7	SR12	3/10/2014 22:31	29.31	71.4	4.68	2.3
SR12	3/10/2014 4:36	29.32	67.2	4.36	2.4	SR12	3/10/2014 10:36	29.48	75.0	4.89	3.3	SR12	3/10/2014 16:36	29.33	65.5	4.24	5.2	SR12	3/10/2014 22:36	29.41	69.3	4.51	3.8
SR12	3/10/2014 4:41	29.34	67.5	4.38	2.4	SR12	3/10/2014 10:41	29.49	75.7	4.94	3.8	SR12	3/10/2014 16:41	29.35	66.4	4.30	4.9	SR12	3/10/2014 22:41	29.41	69.7	4.54	2.8
SR12	3/10/2014 4:46	29.35	68.6	4.45	2.6	SR12	3/10/2014 10:46	29.49	75.1	4.90	4.5	SR12	3/10/2014 16:46	29.39	70.2	4.55	4.5	SR12	3/10/2014 22:46	29.41	69.8	4.55	2.6
SR12	3/10/2014 4:51	29.36	69.4	4.50	2.6	SR12	3/10/2014 10:51	29.49	75.7	4.94	3.7	SR12	3/10/2014 16:51	29.39	69.9	4.53	5.0	SR12	3/10/2014 22:51	29.41	68.1	4.43	3.0
SR12	3/10/2014 4:56	29.36	68.4	4.44	2.6	SR12	3/10/2014 10:56	29.49	75.3	4.92	4.5	SR12	3/10/2014 16:56	29.39	69.7	4.52	4.5	SR12	3/10/2014 22:56	29.40	66.0	4.29	2.7
SR12	3/10/2014 5:01	29.36	70.8	4.59	2.3	SR12	3/10/2014 11:01	29.50	75.8	4.95	3.8	SR12	3/10/2014 17:01	29.34	65.8	4.26	5.7	SR12	3/10/2014 23:01	29.40	65.5	4.26	2.3
SR12	3/10/2014 5:06	29.36	70.0	4.55	2.3	SR12	3/10/2014 11:06	29.52	75.8	4.95	3.4	SR12	3/10/2014 17:06	29.36	65.5	4.24	4.2	SR12	3/10/2014 23:06	29.41	67.3	4.37	3.0
SR12	3/10/2014 5:11	29.35	70.9	4.61	2.1	SR12	3/10/2014 11:11	29.55	76.5	4.99	3.5	SR12	3/10/2014 17:11	29.36	65.4	4.23	4.7	SR12	3/10/2014 23:11	29.39	66.8	4.35	3.5
SR12	3/10/2014 5:16	29.35	70.5	4.58	2.3	SR12	3/10/2014 11:16	29.55	76.4	4.99	3.7	SR12	3/10/2014 17:16	29.35	65.6	4.24	4.5	SR12	3/10/2014 23:16	29.40	67.4	4.39	2.6
SR12	3/10/2014 5:21	29.34	71.1	4.62	2.5	SR12	3/10/2014 11:21	29.56	76.4	4.99	3.3	SR12	3/10/2014 17:21	29.35	67.0	4.34	4.1	SR12	3/10/2014 23:21	29.41	67.6	4.40	3.1
SR12	3/10/2014 5:26	29.34	70.6	4.59	2.3	SR12	3/10/2014 11:26	29.57	76.6	5.00	3.2	SR12	3/10/2014 17:26	29.35	68.1	4.41	3.8	SR12	3/10/2014 23:26	29.37	66.0	4.30	2.4
SR12	3/10/2014 5:31	29.33	70.4	4.58	2.3	SR12	3/10/2014 11:31	29.57	76.3	4.98	3.2	SR12	3/10/2014 17:31	29.35	67.5	4.37	3.8	SR12	3/10/2014 23:31	29.39	65.4	4.26	2.6
SR12	3/10/2014 5:36	29.33	69.8	4.54	2.5	SR12	3/10/2014 11:36	29.58	76.3	4.98	6.0	SR12	3/10/2014 17:36	29.34	66.2	4.29	4.2	SR12	3/10/2014 23:36	29.40	66.0	4.29	2.9
SR12	3/10/2014 5:41	29.33	68.9	4.48	2.3	SR12	3/10/2014 11:41	29.58	76.1	4.97	3.7	SR12	3/10/2014 17:41	29.33	64.9	4.20	4.3	SR12	3/10/2014 23:41	29.39	63.3	4.11	2.8
SR12	3/10/2014 5:46	29.33	67.8	4.40	2.4	SR12						SR12	3/10/2014 17:46	29.33	67.3	4.36	4.0	SR12	3/10/2014 23:46	29.40	64.4	4.18	2.6
SR12	3/10/2014 5:51	29.33	67.7	4.40	2.3	SR12						SR12	3/10/2014 17:51	29.32	68.0	4.41	3.5	SR12	3/10/2014 23:51	29.40	65.3	4.25	2.6
SR12	3/10/2014 5:56	29.33	68.3	4.44	2.6	SR12						SR12	3/10/2014 17:56	29.34	64.9	4.20	3.9	SR12	3/10/2014 23:56	29.40	65.3	4.25	2.6

Station	Timestamp	Temp (° C)	DO (%)	DO (mg/L)	Tur (NTU)	Station	Timestamp	Temp (° C)	DO (%)	DO (mg/L)	Tur (NTU)	Station	Timestamp	Temp (° C)	DO (%)	DO (mg/L)	Tur (NTU)	Station	Timestamp	Temp (°C)	DO (%)	DO (mg/L)	Tur (NTU)
SR13	3/10/2014 0:00	29.40	66.0	**4.29**	2.0	SR13	3/10/2014 6:00	29.28	62.9	**4.08**	2.1	SR13	3/10/2014 12:00	29.49	67.4	**4.38**	2.6	SR13	3/10/2014 18:00	29.36	63.8	**4.14**	8.5
SR13	3/10/2014 0:05	29.41	65.5	**4.26**	1.4	SR13	3/10/2014 6:05	29.28	62.6	**4.07**	1.7	SR13	3/10/2014 12:05	29.49	68.0	**4.42**	3.0	SR13	3/10/2014 18:05	29.36	63.7	**4.13**	7.6
SR13	3/10/2014 0:10	29.39	66.4	**4.32**	2.5	SR13	3/10/2014 6:10	29.28	62.4	**4.06**	2.4	SR13	3/10/2014 12:10	29.48	68.0	**4.42**	2.8	SR13	3/10/2014 18:10	29.36	63.5	**4.12**	7.8
SR13	3/10/2014 0:15	29.40	66.4	**4.32**	2.3	SR13	3/10/2014 6:15	29.26	63.8	**4.15**	2.0	SR13	3/10/2014 12:15	29.46	67.3	**4.38**	8.6	SR13	3/10/2014 18:15	29.36	62.7	**4.07**	5.9
SR13	3/10/2014 0:20	29.39	66.3	**4.30**	2.7	SR13	3/10/2014 6:20	29.28	63.3	**4.11**	2.4	SR13	3/10/2014 12:20	29.46	66.6	**4.33**	6.0	SR13	3/10/2014 18:20	29.37	61.9	**4.02**	4.5
SR13	3/10/2014 0:25	29.38	65.1	**4.23**	2.5	SR13	3/10/2014 6:25	29.27	64.1	**4.16**	2.0	SR13	3/10/2014 12:25	29.46	65.6	**4.26**	5.6	SR13	3/10/2014 18:25	29.37	63.1	**4.10**	5.4
SR13	3/10/2014 0:30	29.39	65.8	**4.27**	2.5	SR13	3/10/2014 6:30	29.27	64.3	**4.18**	2.4	SR13	3/10/2014 12:30	29.46	64.5	**4.20**	4.4	SR13	3/10/2014 18:30	29.36	63.2	**4.10**	5.1
SR13	3/10/2014 0:35	29.39	64.9	**4.22**	2.4	SR13	3/10/2014 6:35	29.26	63.3	**4.12**	2.0	SR13	3/10/2014 12:35	29.46	64.3	**4.18**	3.3	SR13	3/10/2014 18:35	29.36	61.6	**4.00**	3.6
SR13	3/10/2014 0:40	29.36	66.5	**4.32**	2.5	SR13	3/10/2014 6:40	29.25	63.2	**4.11**	1.7	SR13	3/10/2014 12:40	29.46	65.3	**4.25**	5.4	SR13	3/10/2014 18:40	29.35	64.3	**4.18**	4.6
SR13	3/10/2014 0:45	29.39	65.7	**4.27**	1.7	SR13	3/10/2014 6:45	29.25	63.0	**4.10**	1.9	SR13	3/10/2014 12:45	29.46	65.4	**4.26**	4.1	SR13	3/10/2014 18:45	29.35	64.4	**4.18**	7.1
SR13	3/10/2014 0:50	29.35	67.0	**4.36**	1.8	SR13	3/10/2014 6:50	29.28	62.8	**4.08**	2.8	SR13	3/10/2014 12:50	29.46	64.9	**4.22**	4.5	SR13	3/10/2014 18:50	29.35	64.1	**4.16**	6.5
SR13	3/10/2014 0:55	29.36	66.6	**4.34**	1.6	SR13	3/10/2014 6:55	29.27	62.4	**4.05**	2.2	SR13	3/10/2014 12:55	29.45	64.3	**4.18**	4.6	SR13	3/10/2014 18:55	29.35	64.2	**4.17**	6.0
SR13	3/10/2014 1:00	29.32	63.9	**4.15**	**17.7**	SR13	3/10/2014 7:00	29.27	61.6	**4.00**	2.0	SR13	3/10/2014 13:00	29.42	63.0	**4.09**	5.0	SR13	3/10/2014 19:00	29.35	64.3	**4.18**	5.3
SR13	3/10/2014 1:05	29.34	64.3	**4.17**	10.1	SR13	3/10/2014 7:05	29.28	61.6	**4.00**	2.4	SR13	3/10/2014 13:05	29.41	63.2	**4.11**	5.2	SR13	3/10/2014 19:05	29.35	64.0	**4.16**	7.4
SR13	3/10/2014 1:10	29.32	63.6	**4.13**	11.9	SR13	3/10/2014 7:10	29.27	62.7	**4.07**	2.3	SR13	3/10/2014 13:10	29.41	63.6	**4.13**	6.6	SR13	3/10/2014 19:10	29.35	63.9	**4.15**	6.5
SR13	3/10/2014 1:15	29.31	63.3	**4.11**	12.0	SR13	3/10/2014 7:15	29.27	62.1	**4.04**	2.1	SR13	3/10/2014 13:15	29.45	64.8	**4.21**	5.8	SR13	3/10/2014 19:15	29.34	63.6	**4.13**	7.0
SR13	3/10/2014 1:20	29.33	63.4	**4.12**	7.5	SR13	3/10/2014 7:20	29.27	62.6	**4.07**	2.9	SR13	3/10/2014 13:20	29.40	64.0	**4.16**	6.2	SR13	3/10/2014 19:20	29.35	63.7	**4.13**	6.0
SR13	3/10/2014 1:25	29.33	63.2	**4.10**	7.8	SR13	3/10/2014 7:25	29.27	63.5	**4.12**	2.6	SR13	3/10/2014 13:25	29.42	63.2	**4.11**	4.1	SR13	3/10/2014 19:25	29.34	64.0	**4.15**	10.6
SR13	3/10/2014 1:30	29.31	65.0	**4.22**	8.4	SR13	3/10/2014 7:30	29.27	63.1	**4.10**	3.8	SR13	3/10/2014 13:30	29.42	62.5	**4.06**	4.4	SR13	3/10/2014 19:30	29.33	63.6	**4.13**	11.9
SR13	3/10/2014 1:35	29.31	63.7	**4.13**	8.1	SR13	3/10/2014 7:35	29.27	62.4	**4.05**	2.6	SR13	3/10/2014 13:35	29.42	62.9	**4.09**	5.2	SR13	3/10/2014 19:35	29.33	63.3	**4.11**	9.4
SR13	3/10/2014 1:40	29.31	64.6	**4.19**	8.6	SR13	3/10/2014 7:40	29.28	61.6	**4.00**	2.2	SR13	3/10/2014 13:40	29.43	63.0	**4.09**	3.2	SR13	3/10/2014 19:40	29.33	63.6	**4.13**	9.7
SR13	3/10/2014 1:45	29.32	63.9	**4.15**	5.8	SR13	3/10/2014 7:45	29.27	62.2	**4.04**	3.0	SR13	3/10/2014 13:45	29.45	64.0	**4.16**	3.4	SR13	3/10/2014 19:45	29.34	63.4	**4.12**	7.9
SR13	3/10/2014 1:50	29.32	62.9	**4.09**	4.7	SR13	3/10/2014 7:50	29.27	62.4	**4.06**	2.8	SR13	3/10/2014 13:50	29.49	66.3	**4.31**	3.6	SR13	3/10/2014 19:50	29.33	63.6	**4.12**	8.6
SR13	3/10/2014 1:55	29.32	63.9	**4.15**	5.8	SR13	3/10/2014 7:55	29.28	61.1	**3.97**	3.2	SR13	3/10/2014 13:55	29.47	64.5	**4.19**	3.0	SR13	3/10/2014 19:55	29.33	63.8	**4.14**	9.6
SR13	3/10/2014 2:00	29.32	63.7	**4.14**	5.7	SR13	3/10/2014 8:00	29.26	59.5	**3.87**	2.8	SR13	3/10/2014 14:00	29.44	64.0	**4.16**	3.8	SR13	3/10/2014 20:00	29.33	62.8	**4.08**	7.6
SR13	3/10/2014 2:05	29.34	63.8	**4.15**	3.6	SR13	3/10/2014 8:05	29.24	62.4	**4.06**	2.2	SR13	3/10/2014 14:05	29.43	64.8	**4.21**	4.0	SR13	3/10/2014 20:05	29.33	63.8	**4.14**	7.7
SR13	3/10/2014 2:10	29.35	63.2	**4.11**	2.4	SR13	3/10/2014 8:10	29.24	63.5	**4.13**	2.0	SR13	3/10/2014 14:10	29.43	64.4	**4.19**	3.8	SR13	3/10/2014 20:10	29.32	63.8	**4.14**	9.0
SR13	3/10/2014 2:15	29.35	63.3	**4.12**	2.7	SR13	3/10/2014 8:15	29.24	62.8	**4.09**	1.7	SR13	3/10/2014 14:15	29.43	64.1	**4.17**	3.5	SR13	3/10/2014 20:15	29.32	63.0	**4.09**	6.8
SR13	3/10/2014 2:20	29.32	63.1	**4.09**	4.6	SR13	3/10/2014 8:20	29.26	63.2	**4.11**	1.7	SR13	3/10/2014 14:20	29.42	64.0	**4.16**	2.8	SR13	3/10/2014 20:20	29.32	62.4	**4.05**	6.0
SR13	3/10/2014 2:25	29.35	61.3	**3.98**	2.6	SR13	3/10/2014 8:25	29.26	63.3	**4.12**	1.2	SR13	3/10/2014 14:25	29.42	63.4	**4.12**	3.4	SR13	3/10/2014 20:25	29.32	63.9	**4.15**	8.3
SR13	3/10/2014 2:30	29.32	62.9	**4.09**	5.1	SR13	3/10/2014 8:30	29.26	63.4	**4.12**	1.5	SR13	3/10/2014 14:30	29.42	64.5	**4.19**	3.3	SR13	3/10/2014 20:30	29.32	63.6	**4.12**	8.0
SR13	3/10/2014 2:35	29.32	62.5	**4.05**	4.4	SR13	3/10/2014 8:35	29.24	63.5	**4.13**	2.2	SR13	3/10/2014 14:35	29.41	64.0	**4.16**	3.2	SR13	3/10/2014 20:35	29.32	63.8	**4.14**	9.0
SR13	3/10/2014 2:40	29.32	63.2	**4.10**	4.8	SR13	3/10/2014 8:40	29.24	63.1	**4.11**	1.5	SR13	3/10/2014 14:40	29.41	64.4	**4.19**	4.7	SR13	3/10/2014 20:40	29.32	63.3	**4.11**	8.2
SR13	3/10/2014 2:45	29.31	63.7	**4.14**	4.3	SR13	3/10/2014 8:45	29.25	62.8	**4.08**	2.5	SR13	3/10/2014 14:45	29.41	63.6	**4.13**	3.7	SR13	3/10/2014 20:45	29.32	63.1	**4.09**	7.7
SR13	3/10/2014 2:50	29.33	62.9	**4.09**	3.2	SR13	3/10/2014 8:50	29.24	62.9	**4.09**	1.9	SR13	3/10/2014 14:50	29.40	63.8	**4.15**	4.5	SR13	3/10/2014 20:50	29.32	62.9	**4.08**	7.1
SR13	3/10/2014 2:55	29.32	62.9	**4.08**	3.3	SR13	3/10/2014 8:55	29.24	63.6	**4.14**	2.3	SR13	3/10/2014 14:55	29.40	62.7	**4.07**	3.1	SR13	3/10/2014 20:55	29.32	63.2	**4.10**	7.0
SR13	3/10/2014 3:00	29.31	62.7	**4.07**	3.1	SR13	3/10/2014 9:00	29.25	61.8	**4.01**	12.3	SR13	3/10/2014 15:00	29.40	61.6	**4.00**	2.9	SR13	3/10/2014 21:00	29.32	62.6	**4.06**	6.2
SR13	3/10/2014 3:05	29.30	63.2	**4.11**	3.5	SR13	3/10/2014 9:05	29.25	60.3	**3.91**	**15.1**	SR13	3/10/2014 15:05	29.41	61.9	**4.03**	2.9	SR13	3/10/2014 21:05	29.32	62.6	**4.06**	6.0
SR13	3/10/2014 3:10	29.30	63.5	**4.12**	3.5	SR13	3/10/2014 9:10	29.25	60.3	**3.91**	**16.8**	SR13	3/10/2014 15:10	29.41	61.2	**3.98**	2.4	SR13	3/10/2014 21:10	29.32	62.4	**4.05**	5.7
SR13	3/10/2014 3:15	29.30	63.8	**4.15**	4.0	SR13	3/10/2014 9:15	29.25	60.0	**3.90**	**16.4**	SR13	3/10/2014 15:15	29.43	63.1	**4.10**	10.5	SR13	3/10/2014 21:15	29.31	62.8	**4.07**	6.5
SR13	3/10/2014 3:20	29.30	63.7	**4.14**	4.0	SR13	3/10/2014 9:20	29.26	60.9	**3.96**	11.1	SR13	3/10/2014 15:20	29.42	63.0	**4.10**	**13.6**	SR13	3/10/2014 21:20	29.31	62.9	**4.08**	6.7
SR13	3/10/2014 3:25	29.30	63.4	**4.12**	3.5	SR13	3/10/2014 9:25	29.25	59.3	**3.85**	7.8	SR13	3/10/2014 15:25	29.42	63.2	**4.11**	4.8	SR13	3/10/2014 21:25	29.31	62.7	**4.07**	5.7
SR13	3/10/2014 3:30	29.30	63.2	**4.10**	3.2	SR13	3/10/2014 9:30	29.25	59.4	**3.86**	8.0	SR13	3/10/2014 15:30	29.42	62.8	**4.08**	3.7	SR13	3/10/2014 21:30	29.31	62.1	**4.03**	4.5
SR13	3/10/2014 3:35	29.30	63.5	**4.12**	3.2	SR13	3/10/2014 9:35	29.26	59.9	**3.89**	7.4	SR13	3/10/2014 15:35	29.41	63.4	**4.12**	4.9	SR13	3/10/2014 21:35	29.31	62.3	**4.04**	5.2
SR13	3/10/2014 3:40	29.30	63.1	**4.10**	3.6	SR13	3/10/2014 9:40	29.26	60.0	**3.90**	8.8	SR13	3/10/2014 15:40	29.41	64.0	**4.16**	6.0	SR13	3/10/2014 21:40	29.32	62.2	**4.04**	6.2
SR13	3/10/2014 3:45	29.30	63.0	**4.09**	3.3	SR13	3/10/2014 9:45	29.25	59.3	**3.85**	7.4	SR13	3/10/2014 15:45	29.40	63.4	**4.12**	3.6	SR13	3/10/2014 21:45	29.30	63.4	**4.12**	9.6
SR13	3/10/2014 3:50	29.31	62.8	**4.08**	3.4	SR13	3/10/2014 9:50	29.25	59.3	**3.86**	8.5	SR13	3/10/2014 15:50	29.46	66.7	**4.33**	2.7	SR13	3/10/2014 21:50	29.30	62.9	**4.08**	9.3
SR13	3/10/2014 3:55	29.33	62.5	**4.06**	2.5	SR13	3/10/2014 9:55	29.26	59.5	**3.87**	7.3	SR13	3/10/2014 15:55	29.41	63.8	**4.14**	3.3	SR13	3/10/2014 21:55	29.30	62.6	**4.06**	8.7
SR13	3/10/2014 4:00	29.25	64.4	**4.19**	2.3	SR13	3/10/2014 10:00	29.26	59.5	**3.87**	7.3	SR13	3/10/2014 16:00	29.46	67.1	**4.36**	3.1	SR13	3/10/2014 22:00	29.30	62.8	**4.07**	8.8
SR13	3/10/2014 4:05	29.26	63.9	**4.15**	3.2	SR13	3/10/2014 10:05	29.27	60.6	**3.94**	6.6	SR13	3/10/2014 16:05	29.42	64.3	**4.18**	3.1	SR13	3/10/2014 22:05	29.30	63.3	**4.11**	7.1
SR13	3/10/2014 4:10	29.26	63.7	**4.14**	2.4	SR13	3/10/2014 10:10	29.27	60.0	**3.90**	6.2	SR13	3/10/2014 16:10	29.45	65.6	**4.26**	2.6	SR13	3/10/2014 22:10	29.30	63.8	**4.14**	7.7
SR13	3/10/2014 4:15	29.26	63.7	**4.14**	2.9	SR13	3/10/2014 10:15	29.27	59.6	**3.87**	5.0	SR13	3/10/2014 16:15	29.42	63.9	**4.15**	3.2	SR13	3/10/2014 22:15	29.30	63.5	**4.12**	6.1
SR13	3/10/2014 4:20	29.26	63.8	**4.15**	2.3	SR13	3/10/2014 10:20	29.27	59.4	**3.86**	4.7	SR13	3/10/2014 16:20	29.44	65.4	**4.25**	2.7	SR13	3/10/2014 22:20	29.30	63.1	**4.10**	6.0
SR13	3/10/2014 4:25	29.25	64.7	**4.21**	3.0	SR13	3/10/2014 10:25	29.28	60.4	**3.92**	5.0	SR13	3/10/2014 16:25	29.48	67.6	**4.39**	2.6	SR13	3/10/2014 22:25	29.30	62.4	**4.05**	5.7
SR13	3/10/2014 4:30	29.25	64.2	**4.18**	2.1	SR13	3/10/2014 10:30	29.28	60.7	**3.94**	4.3	SR13	3/10/2014 16:30	29.48	70.7	**4.59**	2.1	SR13	3/10/2014 22:30	29.30	63.4	**4.12**	6.1
SR13	3/10/2014 4:35	29.25	64.2	**4.17**	2.2	SR13	3/10/2014 10:35	29.28	58.7	**3.81**	2.7	SR13	3/10/2014 16:35	29.47	70.0	**4.55**	2.2	SR13	3/10/2014 22:35	29.29	63.6	**4.13**	5.6
SR13	3/10/2014 4:40	29.23	64.5	**4.20**	2.8	SR13	3/10/2014 10:40	29.28	58.4	**3.79**	4.5	SR13	3/10/2014 16:40	29.44	65.8	**4.27**	2.5	SR13	3/10/2014 22:40	29.29	63.3	**4.11**	5.7
SR13	3/10/2014 4:45	29.25	63.8	**4.15**	1.8	SR13	3/10/2014 10:45	29.42	65.1	**4.22**	3.8	SR13	3/10/2014 16:45	29.41	63.1	**4.10**	3.4	SR13	3/10/2014 22:45	29.24	65.4	**4.26**	4.0
SR13	3/10/2014 4:50	29.25	63.9	**4.16**	1.7	SR13	3/10/2014 10:50	29.46	64.0	**4.15**	2.8	SR13	3/10/2014 16:50	29.35	60.4	**3.92**	4.6	SR13	3/10/2014 22:50	29.24	65.0	**4.25**	3.2
SR13	3/10/2014 4:55	29.25	63.7	**4.14**	2.0	SR13	3/10/2014 10:55	29.44	63.6	**4.12**	2.8	SR13	3/10/2014 16:55	29.36	60.6	**3.94**	4.6	SR13	3/10/2014 22:55	29.25	65.1	**4.25**	2.7
SR13	3/10/2014 5:00	29.26	64.0	**4.16**	2.3	SR13	3/10/2014 11:00	29.55	64.8	**4.20**	2.6	SR13	3/10/2014 17:00	29.33	61.6	**4.00**	4.0	SR13	3/10/2014 23:00	29.27	65.6	**4.28**	3.2
SR13	3/10/2014 5:05	29.27	63.2	**4.11**	2.0	SR13	3/10/2014 11:05	29.46	64.4	**4.18**	2.5	SR13	3/10/2014 17:05	29.38	61.6	**4.00**	3.5	SR13	3/10/2014 23:05	29.25	64.9	**4.24**	2.9
SR13	3/10/2014 5:10	29.27	63.0	**4.09**	2.3	SR13	3/10/2014 11:10	29.43	63.3	**4.11**	3.2	SR13	3/10/2014 17:10	29.36	61.2	**3.98**	8.2	SR13	3/10/2014 23:10	29.24	64.6	**4.22**	3.0
SR13	3/10/2014 5:15	29.26	63.2	**4.11**	2.4	SR13	3/10/2014 11:15	29.44	63.1	**4.09**	2.4	SR13	3/10/2014 17:15	29.35	61.3	**3.98**	4.4	SR13	3/10/2014 23:15	29.24	64.3	**4.20**	2.5
SR13	3/10/2014 5:20	29.26	63.6	**4.13**	2.1	SR13	3/10/2014 11:20	29.49	66.6	**4.33**	3.7	SR13	3/10/2014 17:20	29.34	61.3	**3.98**	4.0	SR13	3/10/2014 23:20	29.24	64.3	**4.20**	3.9
SR13	3/10/2014 5:25	29.26	64.1	**4.17**	2.1	SR13	3/10/2014 11:25	29.50	67.2	**4.36**	3.6	SR13	3/10/2014 17:25	29.34	61.5	**3.99**	3.9	SR13	3/10/2014 23:25	29.24	63.5	**4.15**	5.0
SR13	3/10/2014 5:30	29.27	63.4	**4.12**	2.1	SR13	3/10/2014 11:30	29.49	67.7	**4.40**	3.2	SR13	3/10/2014 17:30	29.36	61.9	**4.02**	3.4	SR13	3/10/2014 23:30	29.24	64.1	**4.19**	11.1
SR13	3/10/2014 5:35	29.26	63.5	**4.13**	1.9	SR13	3/10/2014 11:35	29.50	66.2	**4.30**	2.5	SR13	3/10/2014 17:35	29.40	65.0	**4.22**	2.8	SR13	3/10/2014 23:35	29.25	63.4	**4.14**	**14.8**
SR13	3/10/2014 5:40	29.28	63.1	**4.10**	2.2	SR13	3/10/2014 11:40	29.51	66.3	**4.31**	2.1	SR13	3/10/2014 17:40	29.37	65.4	**4.24**	10.6	SR13	3/10/2014 23:40	29.25	63.6	**4.15**	12.4
SR13	3/10/2014 5:45	29.27	62.7	**4.08**	2.2	SR13	3/10/2014 11:45	29.51	64.4	**4.18**	1.5	SR13	3/10/2014 17:45	29.38	64.7	**4.20**	4.7	SR13	3/10/2014 23:45	29.26	63.3	**4.13**	**17.7**
SR13	3/10/2014 5:50	29.28	62.8	**4.08**	1.9	SR13	3/10/2014 11:50	29.50	67.4	**4.38**	3.8	SR13	3/10/2014 17:50	29.37	64.1	**4.16**	8.2	SR13	3/10/2014 23:50	29.26	63.0	**4.11**	13.2
SR13	3/10/2014 5:55	29.28	63.0	**4.09**	2.2	SR13	3/10/2014 11:55	29.49	67.3	**4.37**	2.5	SR13	3/10/2014 17:55	29.37	64.2	**4.17**	7.3	SR13	3/10/2014 23:55	29.25	63.0	**4.11**	9.3

Station	Timestamp	NH_3 (mg/L)				Station	Timestamp	NH_3 (mg/L)			
SR4	3/10/2014 0:17	0.05				SR12	3/10/2014 0:17	0.06			
SR4	3/10/2014 0:37	0.06				SR12	3/10/2014 0:37	0.07			
SR4	3/10/2014 0:57	0.06				SR12	3/10/2014 0:57	0.07			
SR4	3/10/2014 1:17	0.06				SR12	3/10/2014 1:17	0.08			
SR4	3/10/2014 1:37	0.06				SR12	3/10/2014 1:37	0.08			
SR4	3/10/2014 1:57	0.07				SR12	3/10/2014 1:57	0.08			
SR4	3/10/2014 2:17	0.05				SR12	3/10/2014 2:17	0.08			
SR4	3/10/2014 2:37	0.05				SR12	3/10/2014 2:37	0.06			
SR4	3/10/2014 2:57	0.06				SR12	3/10/2014 2:57	0.06			
SR4	3/10/2014 3:17	0.06				SR12	3/10/2014 3:17	0.06			
SR4	3/10/2014 3:37	0.07				SR12	3/10/2014 3:37	0.06			
SR4	3/10/2014 3:57	0.05				SR12	3/10/2014 3:57	0.07			
SR4	3/10/2014 4:17	0.06				SR12	3/10/2014 4:17	0.07			
SR4	3/10/2014 4:37	0.06				SR12	3/10/2014 4:37	0.08			
SR4	3/10/2014 4:57	0.05				SR12	3/10/2014 4:57	0.08			
SR4	3/10/2014 5:17	0.06				SR12	3/10/2014 5:17	0.08			
SR4	3/10/2014 5:37	0.06				SR12	3/10/2014 5:37	0.08			
SR4	3/10/2014 5:57	0.04				SR12	3/10/2014 5:57	0.07			
SR4						SR12					
SR4	3/10/2014 6:37	0.05				SR12	3/10/2014 6:37	0.07			
SR4	3/10/2014 6:57	0.06				SR12	3/10/2014 6:57	0.07			
SR4	3/10/2014 7:17	0.05				SR12	3/10/2014 7:17	0.07			
SR4	3/10/2014 7:37	0.05				SR12	3/10/2014 7:37	0.07			
SR4	3/10/2014 7:57	0.05				SR12	3/10/2014 7:57	0.07			
SR4	3/10/2014 8:17	0.05				SR12	3/10/2014 8:17	0.08			
SR4	3/10/2014 8:37	0.06				SR12	3/10/2014 8:37	0.08			
SR4	3/10/2014 8:57	0.05				SR12	3/10/2014 8:57	0.08			
SR4	3/10/2014 9:17	0.06				SR12	3/10/2014 9:17	0.08			
SR4	3/10/2014 9:37	0.06				SR12	3/10/2014 9:37	0.08			
SR4	3/10/2014 9:57	0.05				SR12	3/10/2014 9:57	0.06			
SR4	3/10/2014 10:17	0.06				SR12	3/10/2014 10:17	0.06			
SR4	3/10/2014 10:37	0.05				SR12	3/10/2014 10:37	0.06			
SR4	3/10/2014 10:57	0.06				SR12	3/10/2014 10:57	0.07			
SR4	3/10/2014 11:17	0.06				SR12	3/10/2014 11:17	0.07			
SR4	3/10/2014 11:37	0.05				SR12	3/10/2014 11:37	0.06			
SR4	3/10/2014 11:57	0.05				SR12					
SR4	3/10/2014 12:17	0.06				SR12					
SR4	3/10/2014 12:37	0.04				SR12					
SR4	3/10/2014 12:57	0.06				SR12					
SR4	3/10/2014 13:17	0.04				SR12	3/10/2014 13:17	0.06			
SR4	3/10/2014 13:37	0.05				SR12	3/10/2014 13:37	0.06			
SR4						SR12	3/10/2014 13:57	0.07			
SR4						SR12	3/10/2014 14:17	0.07			
SR4	3/10/2014 14:37	0.05				SR12	3/10/2014 14:37	0.05			
SR4	3/10/2014 14:57	0.04				SR12	3/10/2014 14:57	0.05			
SR4	3/10/2014 15:17	0.04				SR12	3/10/2014 15:17	0.05			
SR4	3/10/2014 15:37	0.05				SR12	3/10/2014 15:37	0.06			
SR4	3/10/2014 15:57	0.05				SR12	3/10/2014 15:57	0.06			
SR4	3/10/2014 16:17	0.04				SR12	3/10/2014 16:17	0.06			
SR4	3/10/2014 16:37	0.04				SR12	3/10/2014 16:37	0.06			
SR4	3/10/2014 16:57	0.03				SR12	3/10/2014 16:57	0.06			
SR4	3/10/2014 17:17	0.03				SR12	3/10/2014 17:17	0.06			
SR4	3/10/2014 17:37	0.06				SR12	3/10/2014 17:37	0.06			
SR4	3/10/2014 17:57	0.05				SR12	3/10/2014 17:57	0.06			
SR4	3/10/2014 18:17	0.05				SR12	3/10/2014 18:17	0.06			
SR4	3/10/2014 18:37	0.05				SR12	3/10/2014 18:37	0.07			
SR4	3/10/2014 18:57	0.03				SR12	3/10/2014 18:57	0.07			
SR4	3/10/2014 19:17	0.03				SR12	3/10/2014 19:17	0.07			
SR4	3/10/2014 19:37	0.05				SR12	3/10/2014 19:37	0.07			
SR4	3/10/2014 19:57	0.05				SR12	3/10/2014 19:57	0.08			
SR4	3/10/2014 20:17	0.05				SR12	3/10/2014 20:17	0.06			
SR4	3/10/2014 20:37	0.06				SR12	3/10/2014 20:37	0.06			
SR4	3/10/2014 20:57	0.05				SR12	3/10/2014 20:57	0.07			
SR4	3/10/2014 21:17	0.07				SR12	3/10/2014 21:17	0.08			
SR4	3/10/2014 21:37	0.06				SR12	3/10/2014 21:37	0.09			
SR4	3/10/2014 21:57	0.06				SR12	3/10/2014 21:57	0.12			
SR4	3/10/2014 22:17	0.05				SR12	3/10/2014 22:17	0.08			
SR4	3/10/2014 22:37	0.07				SR12	3/10/2014 22:37	0.08			
SR4	3/10/2014 22:57	0.07				SR12	3/10/2014 22:57	0.08			
SR4	3/10/2014 23:17	0.09				SR12	3/10/2014 23:17	0.09			
SR4	3/10/2014 23:37	0.08				SR12	3/10/2014 23:37	0.08			
SR4	3/10/2014 23:57	0.08				SR12	3/10/2014 23:57	0.08			

Remark: Fonts with underline: Action Level Exceedance
Fonts with bold and underline: Limit Level Exceedance
Automatic Instrument calibration of NH3-N monitor was carried out during 5:57-6:37 at SR4 and SR12.
SR4 monitoring station was under maintenance during 13:41-14:16.
SR12 monitoring station was under maintenance during 11:41-13:01.

Station	Timestamp	Temp (° C)	DO (%)	DO (mg/L)	Tur (NTU)	Station	Timestamp	Temp (° C)	DO (%)	DO (mg/L)	Tur (NTU)	Station	Timestamp	Temp (° C)	DO (%)	DO (mg/L)	Tur (NTU)	Station	Timestamp	Temp (°C)	DO (%)	DO (mg/L)	Tur (NTU)
SR4	4/10/2014 0:01	29.37	81.1	5.51	2.9	SR4	4/10/2014 6:01	29.23	78.4	5.33	2.7	SR4	4/10/2014 12:01	29.30	88.6	6.05	3.1	SR4	4/10/2014 18:01	29.18	86.6	5.92	1.8
SR4	4/10/2014 0:06	29.40	81.4	5.53	3.1	SR4	4/10/2014 6:06	29.23	78.6	5.35	2.6	SR4	4/10/2014 12:06	29.30	88.5	6.04	2.8	SR4	4/10/2014 18:06	29.18	87.2	5.97	2.3
SR4	4/10/2014 0:11	29.36	80.7	5.48	2.7	SR4	4/10/2014 6:11	29.23	78.2	5.31	2.3	SR4	4/10/2014 12:11	29.33	89.1	6.08	3.2	SR4	4/10/2014 18:11	29.18	86.9	5.95	2.4
SR4	4/10/2014 0:16	29.31	79.8	5.41	3.1	SR4	4/10/2014 6:16	29.23	78.7	5.34	3.3	SR4	4/10/2014 12:16	29.36	88.4	6.03	2.3	SR4	4/10/2014 18:16	29.16	82.8	5.65	6.6
SR4	4/10/2014 0:21	29.32	81.2	5.51	3.1	SR4	4/10/2014 6:21	29.22	80.6	5.48	2.7	SR4	4/10/2014 12:21	29.42	86.1	5.87	2.4	SR4	4/10/2014 18:21	29.20	83.7	5.70	3.4
SR4	4/10/2014 0:26	29.46	80.1	5.44	1.8	SR4	4/10/2014 6:26	29.22	80.2	5.45	2.4	SR4	4/10/2014 12:26	29.40	86.1	5.87	2.9	SR4	4/10/2014 18:26	29.20	86.6	5.92	2.3
SR4	4/10/2014 0:31	29.49	79.7	5.42	1.7	SR4	4/10/2014 6:31	29.22	80.1	5.45	2.5	SR4	4/10/2014 12:31	29.39	85.9	5.86	3.2	SR4	4/10/2014 18:31	29.20	86.1	5.88	2.5
SR4	4/10/2014 0:36	29.43	81.1	5.52	2.1	SR4	4/10/2014 6:36	29.23	79.8	5.42	2.5	SR4	4/10/2014 12:36	29.39	86.1	5.87	3.9	SR4	4/10/2014 18:36	29.20	86.2	5.90	2.3
SR4	4/10/2014 0:41	29.51	81.0	5.52	2.2	SR4	4/10/2014 6:41	29.22	80.1	5.44	2.4	SR4	4/10/2014 12:41	29.40	85.5	5.83	2.7	SR4	4/10/2014 18:41	29.22	86.8	5.93	2.4
SR4	4/10/2014 0:46	29.46	80.3	5.48	2.0	SR4	4/10/2014 6:46	29.22	80.1	5.44	2.0	SR4	4/10/2014 12:46	29.38	85.9	5.86	2.7	SR4	4/10/2014 18:46	29.21	86.7	5.93	2.1
SR4	4/10/2014 0:51	29.50	81.1	5.51	2.2	SR4	4/10/2014 6:51	29.19	79.8	5.43	1.8	SR4	4/10/2014 12:51	29.37	85.9	5.87	2.6	SR4	4/10/2014 18:51	29.20	85.4	5.83	2.4
SR4	4/10/2014 0:56	29.46	82.2	5.59	2.2	SR4	4/10/2014 6:56	29.21	79.9	5.43	2.1	SR4	4/10/2014 12:56	29.34	86.7	5.92	2.8	SR4	4/10/2014 18:56	29.22	86.0	5.88	2.6
SR4	4/10/2014 1:01	29.45	82.1	5.58	2.2	SR4	4/10/2014 7:01	29.21	79.6	5.42	1.9	SR4	4/10/2014 13:01	29.34	87.2	5.96	2.9	SR4	4/10/2014 19:01	29.22	85.9	5.87	2.6
SR4	4/10/2014 1:06	29.41	82.5	5.61	2.3	SR4	4/10/2014 7:06	29.19	78.7	5.35	2.9	SR4	4/10/2014 13:06	29.36	88.0	6.01	2.4	SR4	4/10/2014 19:06	29.23	85.5	5.84	3.1
SR4	4/10/2014 1:11	29.39	83.0	5.64	2.6	SR4	4/10/2014 7:11	29.22	79.2	5.38	2.3	SR4	4/10/2014 13:11	29.35	88.4	6.05	2.3	SR4	4/10/2014 19:11	29.22	84.6	5.77	3.0
SR4	4/10/2014 1:16	29.36	83.2	5.65	2.7	SR4	4/10/2014 7:16	29.23	80.8	5.51	2.0	SR4	4/10/2014 13:16	29.36	88.0	6.01	2.2	SR4	4/10/2014 19:16	29.22	85.5	5.84	2.6
SR4	4/10/2014 1:21	29.37	82.4	5.60	2.5	SR4	4/10/2014 7:21	29.23	79.3	5.40	2.0	SR4	4/10/2014 13:21	29.35	88.0	6.02	1.9	SR4	4/10/2014 19:21	29.22	85.2	5.82	3.0
SR4	4/10/2014 1:26	29.31	81.3	5.53	3.2	SR4	4/10/2014 7:26	29.23	79.4	5.40	2.1	SR4	4/10/2014 13:26	29.36	87.7	6.00	2.2	SR4	4/10/2014 19:26	29.22	84.9	5.79	3.2
SR4	4/10/2014 1:31	29.30	80.8	5.48	3.5	SR4	4/10/2014 7:31	29.23	78.4	5.32	3.5	SR4	4/10/2014 13:31	29.39	87.7	5.99	2.4	SR4	4/10/2014 19:31	29.22	85.1	5.80	2.8
SR4	4/10/2014 1:36	29.31	81.0	5.50	3.5	SR4	4/10/2014 7:36	29.21	79.6	5.41	1.9	SR4	4/10/2014 13:36	29.31	86.5	5.92	2.4	SR4	4/10/2014 19:36	29.16	85.8	5.86	1.8
SR4	4/10/2014 1:41	29.26	80.8	5.48	3.9	SR4	4/10/2014 7:41	29.20	79.5	5.42	2.0	SR4	4/10/2014 13:41	29.32	87.5	5.99	2.1	SR4	4/10/2014 19:41	29.07	86.8	5.95	2.1
SR4	4/10/2014 1:46	29.25	80.8	5.48	3.7	SR4	4/10/2014 7:46	29.23	76.4	5.19	3.2	SR4	4/10/2014 13:46	29.32	87.3	5.98	2.3	SR4	4/10/2014 19:46	29.04	88.0	6.04	1.7
SR4	4/10/2014 1:51	29.24	80.4	5.45	3.4	SR4	4/10/2014 7:51	29.23	78.1	5.30	3.4	SR4	4/10/2014 13:51	29.38	87.1	5.96	3.1	SR4	4/10/2014 19:51	29.03	88.0	6.03	1.6
SR4	4/10/2014 1:56	29.24	80.5	5.46	3.9	SR4	4/10/2014 7:56	29.22	78.3	5.31	3.6	SR4	4/10/2014 13:56	29.34	88.4	6.05	3.6	SR4	4/10/2014 19:56	29.03	87.9	6.02	1.9
SR4	4/10/2014 2:01	29.24	80.0	5.43	3.9	SR4	4/10/2014 8:01	29.23	77.0	5.23	2.8	SR4	4/10/2014 14:01	29.34	88.3	6.04	3.3	SR4	4/10/2014 20:01	29.12	87.2	5.98	2.0
SR4	4/10/2014 2:06	29.24	80.0	5.42	3.7	SR4	4/10/2014 8:06	29.22	77.5	5.27	2.5	SR4	4/10/2014 14:06	29.35	87.8	6.01	2.8	SR4	4/10/2014 20:06	29.13	88.3	6.05	2.0
SR4	4/10/2014 2:11	29.24	80.1	5.43	3.7	SR4	4/10/2014 8:11	29.20	78.2	5.31	3.2	SR4	4/10/2014 14:11	29.36	89.0	6.10	3.5	SR4	4/10/2014 20:11	29.13	88.8	6.08	1.9
SR4	4/10/2014 2:16	29.24	80.1	5.43	3.6	SR4	4/10/2014 8:16	29.19	78.9	5.36	3.4	SR4	4/10/2014 14:16	29.32	88.8	6.08	2.4	SR4	4/10/2014 20:16	29.13	88.2	6.05	1.9
SR4	4/10/2014 2:21	29.24	80.1	5.43	3.6	SR4	4/10/2014 8:21	29.19	78.4	5.32	5.4	SR4	4/10/2014 14:21	29.31	89.0	6.09	2.7	SR4	4/10/2014 20:21	29.06	88.4	6.07	1.6
SR4	4/10/2014 2:26	29.25	79.2	5.37	3.1	SR4	4/10/2014 8:26	29.21	76.8	5.21	5.3	SR4	4/10/2014 14:26	29.32	88.0	6.03	3.1	SR4	4/10/2014 20:26	29.14	88.2	6.04	1.8
SR4	4/10/2014 2:31	29.28	79.2	5.38	2.5	SR4	4/10/2014 8:31	29.20	77.2	5.20	6.8	SR4	4/10/2014 14:31	29.31	88.0	6.03	4.4	SR4	4/10/2014 20:31	29.08	88.2	6.04	1.9
SR4	4/10/2014 2:36	29.29	80.0	5.43	3.7	SR4	4/10/2014 8:36	29.22	77.7	5.23	3.9	SR4	4/10/2014 14:36	29.29	87.6	6.00	4.3	SR4	4/10/2014 20:36	29.15	88.2	6.03	2.1
SR4	4/10/2014 2:41	29.29	79.9	5.44	3.1	SR4	4/10/2014 8:41	29.21	77.7	5.23	6.4	SR4	4/10/2014 14:41	29.29	87.3	5.97	3.9	SR4	4/10/2014 20:41	29.04	88.9	6.10	1.6
SR4	4/10/2014 2:46	29.26	81.3	5.52	2.9	SR4	4/10/2014 8:46	29.21	78.8	5.34	5.3	SR4	4/10/2014 14:46	29.31	87.1	5.96	3.4	SR4	4/10/2014 20:46	29.16	87.7	6.01	2.3
SR4	4/10/2014 2:51	29.25	81.6	5.54	3.3	SR4	4/10/2014 8:51	29.22	77.9	5.29	3.2	SR4	4/10/2014 14:51	29.26	87.2	5.96	4.8	SR4	4/10/2014 20:51	29.15	87.7	5.99	2.2
SR4	4/10/2014 2:56	29.25	81.2	5.52	2.8	SR4	4/10/2014 8:56	29.22	78.5	5.33	3.6	SR4	4/10/2014 14:56	29.29	87.4	5.98	3.4	SR4	4/10/2014 20:56	29.07	88.5	6.07	1.7
SR4	4/10/2014 3:01	29.25	81.6	5.54	3.1	SR4	4/10/2014 9:01	29.21	77.8	5.26	4.8	SR4	4/10/2014 15:01	29.27	86.7	5.92	4.3	SR4	4/10/2014 21:01	29.07	88.4	6.06	1.5
SR4	4/10/2014 3:06	29.24	81.5	5.54	3.2	SR4	4/10/2014 9:06	29.22	76.9	5.21	4.1	SR4	4/10/2014 15:06	29.25	86.4	5.90	5.8	SR4	4/10/2014 21:06	29.09	87.8	6.03	1.8
SR4	4/10/2014 3:11	29.24	81.2	5.52	3.6	SR4	4/10/2014 9:11	29.22	77.5	5.25	3.8	SR4	4/10/2014 15:11	29.24	87.1	5.95	5.5	SR4	4/10/2014 21:11	29.06	88.4	6.07	1.7
SR4	4/10/2014 3:16	29.25	80.9	5.50	3.1	SR4	4/10/2014 9:16	29.22	77.5	5.25	3.7	SR4	4/10/2014 15:16	29.23	85.7	5.84	6.7	SR4	4/10/2014 21:16	29.08	87.9	6.04	1.6
SR4	4/10/2014 3:21	29.25	81.7	5.55	3.7	SR4	4/10/2014 9:21	29.22	78.4	5.31	4.3	SR4	4/10/2014 15:21	29.28	84.7	5.77	3.7	SR4	4/10/2014 21:21	29.17	85.1	5.83	1.8
SR4	4/10/2014 3:26	29.25	81.6	5.54	3.2	SR4	4/10/2014 9:26	29.21	78.2	5.28	4.7	SR4	4/10/2014 15:26	29.32	88.0	6.01	3.0	SR4	4/10/2014 21:26	29.09	88.0	6.04	1.6
SR4	4/10/2014 3:31	29.25	81.9	5.57	3.0	SR4	4/10/2014 9:31	29.23	78.7	5.32	4.2	SR4	4/10/2014 15:31	29.28	87.9	5.99	4.1	SR4	4/10/2014 21:31	29.09	87.7	6.02	1.6
SR4	4/10/2014 3:36	29.25	81.9	5.57	3.2	SR4	4/10/2014 9:36	29.22	78.1	5.28	4.1	SR4	4/10/2014 15:36	29.25	86.5	5.91	2.5	SR4	4/10/2014 21:36	29.16	83.8	5.72	2.1
SR4	4/10/2014 3:41	29.25	81.9	5.56	3.3	SR4	4/10/2014 9:41	29.22	78.8	5.32	4.0	SR4	4/10/2014 15:41	29.24	84.5	5.75	8.8	SR4	4/10/2014 21:41	29.19	85.0	5.81	2.6
SR4	4/10/2014 3:46	29.24	82.0	5.57	3.1	SR4	4/10/2014 9:46	29.22	80.1	5.42	4.2	SR4	4/10/2014 15:46	29.23	83.5	5.67	7.2	SR4	4/10/2014 21:46	29.18	83.8	5.72	2.1
SR4	4/10/2014 3:51	29.24	81.7	5.56	2.8	SR4	4/10/2014 9:51	29.23	78.9	5.33	3.5	SR4	4/10/2014 15:51	29.23	84.2	5.73	5.4	SR4	4/10/2014 21:51	29.18	83.9	5.74	2.1
SR4	4/10/2014 3:56	29.23	81.8	5.56	2.7	SR4	4/10/2014 9:56	29.24	79.4	5.38	3.7	SR4	4/10/2014 15:56	29.21	84.0	5.72	6.1	SR4	4/10/2014 21:56	29.18	79.9	5.46	2.2
SR4	4/10/2014 4:01	29.22	81.7	5.55	2.9	SR4	4/10/2014 10:01	29.29	79.2	5.37	3.8	SR4	4/10/2014 16:01	29.20	82.3	5.60	6.4	SR4	4/10/2014 22:01	29.17	81.8	5.56	3.8
SR4	4/10/2014 4:06	29.23	81.6	5.54	2.5	SR4	4/10/2014 10:06	29.32	79.0	5.35	3.5	SR4	4/10/2014 16:06	29.20	83.4	5.66	6.3	SR4	4/10/2014 22:06	29.17	81.0	5.53	3.3
SR4	4/10/2014 4:11	29.23	81.2	5.52	2.5	SR4	4/10/2014 10:11	29.28	78.8	5.34	3.8	SR4	4/10/2014 16:11	29.19	82.9	5.64	5.1	SR4	4/10/2014 22:11	29.17	79.5	5.41	4.3
SR4	4/10/2014 4:16	29.23	80.4	5.45	2.2	SR4	4/10/2014 10:16	29.31	79.2	5.36	3.5	SR4	4/10/2014 16:16	29.20	83.6	5.66	5.2	SR4	4/10/2014 22:16	29.18	82.2	5.61	2.5
SR4	4/10/2014 4:21	29.22	81.2	5.51	2.7	SR4	4/10/2014 10:21	29.33	78.9	5.34	2.7	SR4	4/10/2014 16:21	29.20	83.0	5.64	4.3	SR4	4/10/2014 22:21	29.18	82.2	5.60	2.5
SR4	4/10/2014 4:26	29.22	81.3	5.52	2.5	SR4	4/10/2014 10:26	29.34	79.0	5.35	2.2	SR4	4/10/2014 16:26	29.23	85.9	5.84	4.1	SR4	4/10/2014 22:26	29.18	82.2	5.60	2.5
SR4	4/10/2014 4:31	29.23	80.2	5.44	2.3	SR4	4/10/2014 10:31	29.33	80.1	5.43	2.4	SR4	4/10/2014 16:31	29.24	86.2	5.87	3.9	SR4	4/10/2014 22:31	29.18	81.9	5.58	2.7
SR4	4/10/2014 4:36	29.22	80.8	5.48	2.6	SR4	4/10/2014 10:36	29.31	81.9	5.56	2.0	SR4	4/10/2014 16:36	29.24	86.5	5.90	3.4	SR4	4/10/2014 22:36	29.17	80.3	5.45	3.6
SR4	4/10/2014 4:41	29.22	80.9	5.49	2.5	SR4	4/10/2014 10:41	29.29	84.5	5.74	2.1	SR4	4/10/2014 16:41	29.23	84.8	5.77	3.5	SR4	4/10/2014 22:41	29.17	82.2	5.59	3.8
SR4	4/10/2014 4:46	29.22	80.8	5.49	2.4	SR4	4/10/2014 10:46	29.30	83.5	5.68	2.0	SR4	4/10/2014 16:46	29.23	85.4	5.82	3.8	SR4	4/10/2014 22:46	29.17	79.9	5.43	3.0
SR4	4/10/2014 4:51	29.23	79.6	5.40	2.0	SR4	4/10/2014 10:51	29.29	85.3	5.80	2.2	SR4	4/10/2014 16:51	29.23	86.1	5.86	3.4	SR4	4/10/2014 22:51	29.17	80.7	5.49	2.6
SR4	4/10/2014 4:56	29.23	79.3	5.39	2.2	SR4	4/10/2014 10:56	29.29	86.2	5.86	2.4	SR4	4/10/2014 16:56	29.23	86.2	5.88	3.2	SR4	4/10/2014 22:56	29.17	81.0	5.50	3.9
SR4	4/10/2014 5:01	29.23	79.0	5.37	2.4	SR4	4/10/2014 11:01	29.31	85.7	5.84	2.2	SR4	4/10/2014 17:01	29.24	86.4	5.88	3.2	SR4	4/10/2014 23:01	29.17	80.3	5.47	2.8
SR4	4/10/2014 5:06	29.22	81.2	5.53	3.3	SR4	4/10/2014 11:06	29.31	86.4	5.88	2.2	SR4	4/10/2014 17:06	29.23	85.7	5.84	3.7	SR4	4/10/2014 23:06	29.17	79.4	5.41	2.7
SR4	4/10/2014 5:11	29.22	80.9	5.51	2.4	SR4	4/10/2014 11:11	29.32	87.6	5.96	2.8	SR4	4/10/2014 17:11	29.24	86.2	5.87	3.2	SR4	4/10/2014 23:11	29.17	78.1	5.31	3.1
SR4	4/10/2014 5:16	29.22	80.5	5.48	2.3	SR4	4/10/2014 11:16	29.34	87.7	5.96	2.1	SR4	4/10/2014 17:16	29.22	84.5	5.73	3.8	SR4	4/10/2014 23:16	29.17	80.7	5.50	2.5
SR4	4/10/2014 5:21	29.22	80.3	5.46	2.5	SR4	4/10/2014 11:21	29.37	88.8	6.04	2.2	SR4	4/10/2014 17:21	29.22	84.8	5.77	4.0	SR4	4/10/2014 23:21	29.17	78.6	5.34	3.1
SR4	4/10/2014 5:26	29.23	77.7	5.28	2.2	SR4	4/10/2014 11:26	29.38	88.0	5.99	2.0	SR4	4/10/2014 17:26	29.23	85.0	5.79	3.3	SR4	4/10/2014 23:26	29.17	79.5	5.41	3.1
SR4	4/10/2014 5:31	29.23	79.2	5.39	2.5	SR4	4/10/2014 11:31	29.33	88.4	6.02	3.5	SR4	4/10/2014 17:31	29.22	84.7	5.77	3.2	SR4	4/10/2014 23:31	29.17	80.5	5.48	3.3
SR4	4/10/2014 5:36	29.23	78.0	5.30	2.0	SR4	4/10/2014 11:36	29.33	88.4	6.03	3.8	SR4	4/10/2014 17:36	29.22	85.6	5.84	3.0	SR4	4/10/2014 23:36	29.17	80.5	5.48	3.0
SR4	4/10/2014 5:41	29.23	79.0	5.37	2.3	SR4	4/10/2014 11:41	29.35	88.1	6.00	3.0	SR4	4/10/2014 17:41	29.17	81.8	5.56	5.5	SR4	4/10/2014 23:41	29.17	80.3	5.46	3.4
SR4	4/10/2014 5:46	29.23	77.6	5.23	1.9	SR4	4/10/2014 11:46	29.33	88.0	6.00	3.4	SR4	4/10/2014 17:46	29.21	82.4	5.61	3.2	SR4	4/10/2014 23:46	29.17	78.8	5.36	3.3
SR4	4/10/2014 5:51	29.22	80.4	5.47	2.2	SR4	4/10/2014 11:51	29.32	88.2	6.02	3.1	SR4	4/10/2014 17:51	29.17	81.1	5.51	4.3	SR4	4/10/2014 23:51	29.17	80.6	5.49	2.8
SR4	4/10/2014 5:56	29.23	79.3	5.39	2.2	SR4	4/10/2014 11:56	29.31	88.6	6.05	2.7	SR4	4/10/2014 17:56	29.21	85.4	5.82	2.1	SR4	4/10/2014 23:56	29.17	79.0	5.37	3.0

Station	Timestamp	Temp (° C)	DO (%)	DO (mg/L)	Tur (NTU)	Station	Timestamp	Temp (° C)	DO (%)	DO (mg/L)	Tur (NTU)	Station	Timestamp	Temp (° C)	DO (%)	DO (mg/L)	Tur (NTU)	Station	Timestamp	Temp (°C)	DO (%)	DO (mg/L)	Tur (NTU)
SR5	4/10/2014 0:00	29.27	82.2	5.40	1.9	SR5	4/10/2014 6:00	29.20	77.1	**5.03**	1.9	SR5	4/10/2014 12:00	29.48	81.8	**5.37**	1.3	SR5	4/10/2014 18:00	29.31	72.5	**4.69**	2.8
SR5	4/10/2014 0:05	29.26	82.7	5.43	2.0	SR5	4/10/2014 6:05	29.23	79.1	**5.17**	1.9	SR5	4/10/2014 12:05	29.50	81.8	**5.37**	1.4	SR5	4/10/2014 18:05	29.31	71.7	**4.64**	2.8
SR5	4/10/2014 0:10	29.23	82.9	5.45	1.9	SR5	4/10/2014 6:10	29.31	78.4	**5.11**	2.1	SR5	4/10/2014 12:10	29.50	81.6	**5.36**	2.0	SR5	4/10/2014 18:10	29.31	71.5	**4.63**	2.8
SR5	4/10/2014 0:15	29.30	84.0	5.52	1.8	SR5	4/10/2014 6:15	29.29	78.6	**5.13**	2.0	SR5	4/10/2014 12:15	29.50	81.1	**5.33**	1.2	SR5	4/10/2014 18:15	29.32	69.8	**4.52**	2.6
SR5	4/10/2014 0:20	29.28	81.6	**5.36**	1.9	SR5	4/10/2014 6:20	29.26	78.9	**5.16**	1.9	SR5	4/10/2014 12:20	29.50	79.9	**5.25**	1.1	SR5	4/10/2014 18:20	29.30	71.6	**4.63**	2.9
SR5	4/10/2014 0:25	29.30	82.6	5.42	1.8	SR5	4/10/2014 6:25	29.25	78.2	**5.11**	2.0	SR5	4/10/2014 12:25	29.50	78.4	**5.15**	0.9	SR5	4/10/2014 18:25	29.28	69.0	**4.46**	4.8
SR5	4/10/2014 0:30	29.41	82.8	5.42	1.9	SR5	4/10/2014 6:30	29.16	79.5	**5.21**	1.7	SR5	4/10/2014 12:30	29.50	78.6	**5.16**	1.0	SR5	4/10/2014 18:30	29.30	69.8	**4.52**	2.9
SR5	4/10/2014 0:35	29.46	83.4	5.46	1.9	SR5	4/10/2014 6:35	29.23	78.6	**5.14**	2.0	SR5	4/10/2014 12:35	29.50	78.8	**5.17**	0.9	SR5	4/10/2014 18:35	29.31	69.3	**4.48**	2.9
SR5	4/10/2014 0:40	29.37	83.4	5.47	1.8	SR5	4/10/2014 6:40	29.21	78.7	**5.15**	1.7	SR5	4/10/2014 12:40	29.50	79.3	**5.21**	1.1	SR5	4/10/2014 18:40	29.30	69.5	**4.50**	3.3
SR5	4/10/2014 0:45	29.40	82.1	**5.38**	2.0	SR5	4/10/2014 6:45	29.26	78.6	**5.13**	1.9	SR5	4/10/2014 12:45	29.53	80.5	**5.29**	1.4	SR5	4/10/2014 18:45	29.30	69.9	**4.52**	3.8
SR5	4/10/2014 0:50	29.31	81.3	**5.33**	1.8	SR5	4/10/2014 6:50	29.31	77.1	**5.03**	1.9	SR5	4/10/2014 12:50	29.48	79.4	**5.21**	1.6	SR5	4/10/2014 18:50	29.30	69.0	**4.46**	3.3
SR5	4/10/2014 0:55	29.29	81.1	**5.32**	2.0	SR5	4/10/2014 6:55	29.27	77.6	**5.07**	1.9	SR5	4/10/2014 12:55	29.48	79.1	**5.19**	1.5	SR5	4/10/2014 18:55	29.30	69.5	**4.50**	3.1
SR5	4/10/2014 1:00	29.25	81.0	**5.32**	1.9	SR5	4/10/2014 7:00	29.26	77.7	**5.07**	1.9	SR5	4/10/2014 13:00	29.56	82.4	5.40	2.0	SR5	4/10/2014 19:00	29.28	71.5	**4.62**	3.2
SR5	4/10/2014 1:05	29.27	80.0	**5.25**	2.1	SR5	4/10/2014 7:05	29.26	77.3	**5.05**	1.9	SR5	4/10/2014 13:05	29.52	81.5	**5.34**	1.6	SR5	4/10/2014 19:05	29.27	70.7	**4.57**	3.1
SR5	4/10/2014 1:10	29.25	80.2	**5.26**	1.9	SR5	4/10/2014 7:10	29.27	77.0	**5.03**	1.7	SR5	4/10/2014 13:10	29.52	80.6	**5.28**	1.8	SR5	4/10/2014 19:10	29.28	71.0	**4.59**	3.0
SR5	4/10/2014 1:15	29.27	81.1	**5.33**	1.9	SR5	4/10/2014 7:15	29.21	75.6	**4.94**	1.8	SR5	4/10/2014 13:15	29.53	81.1	**5.32**	1.9	SR5	4/10/2014 19:15	29.28	69.3	**4.48**	3.2
SR5	4/10/2014 1:20	29.27	80.0	**5.24**	2.4	SR5	4/10/2014 7:20	29.16	77.8	**5.10**	2.0	SR5	4/10/2014 13:20	29.51	80.1	**5.25**	1.7	SR5	4/10/2014 19:20	29.27	70.7	**4.57**	3.2
SR5	4/10/2014 1:25	29.22	79.2	**5.20**	2.3	SR5	4/10/2014 7:25	29.17	77.8	**5.09**	2.1	SR5	4/10/2014 13:25	29.55	82.5	5.41	1.1	SR5	4/10/2014 19:25	29.27	69.7	**4.50**	3.2
SR5	4/10/2014 1:30	29.22	79.7	**5.22**	2.3	SR5	4/10/2014 7:30	29.15	78.3	**5.13**	2.1	SR5	4/10/2014 13:30	29.56	82.1	**5.38**	1.6	SR5	4/10/2014 19:30	29.28	69.0	**4.46**	2.9
SR5	4/10/2014 1:35	29.26	79.0	**5.17**	2.5	SR5	4/10/2014 7:35	29.12	79.9	**5.25**	2.0	SR5	4/10/2014 13:35	29.54	80.6	**5.28**	1.6	SR5	4/10/2014 19:35	29.27	67.7	**4.38**	3.3
SR5	4/10/2014 1:40	29.22	79.7	**5.24**	2.2	SR5	4/10/2014 7:40	29.11	81.0	**5.32**	2.0	SR5	4/10/2014 13:40	29.54	80.7	**5.29**	1.4	SR5	4/10/2014 19:40	29.26	68.0	**4.39**	4.0
SR5	4/10/2014 1:45	29.26	77.9	**5.10**	2.0	SR5	4/10/2014 7:45	29.13	80.6	**5.29**	2.1	SR5	4/10/2014 13:45	29.55	80.3	**5.26**	1.5	SR5	4/10/2014 19:45	29.27	68.2	**4.41**	4.1
SR5	4/10/2014 1:50	29.30	76.8	**5.02**	2.2	SR5	4/10/2014 7:50	29.15	79.0	**5.18**	2.1	SR5	4/10/2014 13:50	29.55	78.8	**5.17**	1.9	SR5	4/10/2014 19:50	29.25	69.0	**4.45**	4.2
SR5	4/10/2014 1:55	29.30	76.4	**5.00**	2.2	SR5	4/10/2014 7:55	29.14	80.9	**5.31**	2.0	SR5	4/10/2014 13:55	29.55	78.4	**5.14**	1.6	SR5	4/10/2014 19:55	29.25	67.9	**4.39**	4.8
SR5	4/10/2014 2:00	29.31	76.2	**4.98**	2.3	SR5	4/10/2014 8:00	29.10	82.2	5.41	1.9	SR5	4/10/2014 14:00	29.54	78.4	**5.14**	1.6	SR5	4/10/2014 20:00	29.23	67.7	**4.37**	5.2
SR5	4/10/2014 2:05	29.32	76.1	**4.96**	2.3	SR5	4/10/2014 8:05	29.15	82.5	5.43	1.8	SR5	4/10/2014 14:05	29.57	78.5	**5.14**	1.2	SR5	4/10/2014 20:05	29.26	67.9	**4.38**	3.6
SR5	4/10/2014 2:10	29.32	76.0	**4.95**	2.4	SR5	4/10/2014 8:10	29.16	82.9	5.47	1.6	SR5	4/10/2014 14:10	29.55	78.7	**5.16**	1.2	SR5	4/10/2014 20:10	29.25	66.9	**4.32**	4.0
SR5	4/10/2014 2:15	29.32	76.7	**5.01**	2.1	SR5	4/10/2014 8:15	29.17	81.2	**5.35**	1.7	SR5	4/10/2014 14:15	29.55	80.2	**5.26**	1.1	SR5	4/10/2014 20:15	29.26	66.2	**4.28**	3.1
SR5	4/10/2014 2:20	29.32	74.0	**4.82**	2.4	SR5	4/10/2014 8:20	29.15	84.8	5.60	1.5	SR5	4/10/2014 14:20	29.57	80.2	**5.26**	1.3	SR5	4/10/2014 20:20	29.25	68.4	**4.42**	3.1
SR5	4/10/2014 2:25	29.32	75.6	**4.93**	2.2	SR5	4/10/2014 8:25	29.18	83.4	5.51	1.8	SR5	4/10/2014 14:25	29.56	79.7	**5.23**	2.1	SR5	4/10/2014 20:25	29.26	67.9	**4.39**	3.0
SR5	4/10/2014 2:30	29.31	75.7	**4.94**	2.4	SR5	4/10/2014 8:30	29.14	85.4	5.67	1.7	SR5	4/10/2014 14:30	29.59	79.8	**5.23**	1.1	SR5	4/10/2014 20:30	29.24	68.2	**4.40**	4.1
SR5	4/10/2014 2:35	29.33	73.3	**4.77**	2.4	SR5	4/10/2014 8:35	29.14	84.5	5.59	1.9	SR5	4/10/2014 14:35	29.58	83.3	5.46	1.1	SR5	4/10/2014 20:35	29.16	71.9	**4.67**	2.1
SR5	4/10/2014 2:40	29.32	75.8	**4.94**	2.3	SR5	4/10/2014 8:40	29.16	83.5	5.52	1.8	SR5	4/10/2014 14:40	29.59	82.2	5.39	1.1	SR5	4/10/2014 20:40	29.26	75.9	**4.92**	3.1
SR5	4/10/2014 2:45	29.33	72.3	**4.71**	2.6	SR5	4/10/2014 8:45	29.15	83.3	5.51	1.8	SR5	4/10/2014 14:45	29.59	82.6	5.41	1.1	SR5	4/10/2014 20:45	29.23	75.1	**4.87**	3.4
SR5	4/10/2014 2:50	29.30	73.6	**4.77**	2.5	SR5	4/10/2014 8:50	29.19	83.3	5.51	2.1	SR5	4/10/2014 14:50	29.57	79.0	**5.18**	1.2	SR5	4/10/2014 20:50	29.19	74.6	**4.84**	2.9
SR5	4/10/2014 2:55	29.32	72.4	**4.69**	2.3	SR5	4/10/2014 8:55	29.17	83.3	5.50	1.7	SR5	4/10/2014 14:55	29.56	79.4	**5.21**	1.6	SR5	4/10/2014 20:55	29.21	74.3	**4.82**	2.9
SR5	4/10/2014 3:00	29.31	73.3	**4.75**	2.4	SR5	4/10/2014 9:00	29.23	82.9	5.48	2.2	SR5	4/10/2014 15:00	29.55	78.0	**5.11**	1.3	SR5	4/10/2014 21:00	29.23	73.4	**4.76**	3.2
SR5	4/10/2014 3:05	29.31	72.9	**4.73**	2.4	SR5	4/10/2014 9:05	29.21	82.8	5.46	1.8	SR5	4/10/2014 15:05	29.57	78.5	**5.15**	1.2	SR5	4/10/2014 21:05	29.19	74.6	**4.85**	2.7
SR5	4/10/2014 3:10	29.29	74.3	**4.81**	2.5	SR5	4/10/2014 9:10	29.26	82.0	5.41	1.9	SR5	4/10/2014 15:10	29.55	77.6	**5.09**	1.1	SR5	4/10/2014 21:10	29.20	73.6	**4.78**	3.0
SR5	4/10/2014 3:15	29.30	73.2	**4.74**	2.6	SR5	4/10/2014 9:15	29.32	81.6	**5.38**	2.5	SR5	4/10/2014 15:15	29.56	77.3	**5.07**	1.0	SR5	4/10/2014 21:15	29.21	73.3	**4.76**	2.9
SR5	4/10/2014 3:20	29.32	71.8	**4.66**	2.5	SR5	4/10/2014 9:20	29.39	80.9	**5.32**	2.3	SR5	4/10/2014 15:20	29.52	77.8	**5.10**	1.6	SR5	4/10/2014 21:20	29.20	73.5	**4.77**	3.3
SR5	4/10/2014 3:25	29.31	71.7	**4.65**	2.3	SR5	4/10/2014 9:25	29.36	80.5	**5.30**	2.2	SR5	4/10/2014 15:25	29.56	77.1	**5.05**	1.1	SR5	4/10/2014 21:25	29.20	73.3	**4.76**	2.8
SR5	4/10/2014 3:30	29.30	72.3	**4.68**	2.4	SR5	4/10/2014 9:30	29.24	81.4	**5.37**	1.7	SR5	4/10/2014 15:30	29.52	75.7	**4.95**	2.1	SR5	4/10/2014 21:30	29.23	72.9	**4.73**	2.8
SR5	4/10/2014 3:35	29.31	70.6	**4.57**	2.4	SR5	4/10/2014 9:35	29.38	80.9	**5.33**	2.3	SR5	4/10/2014 15:35	29.58	78.3	**5.13**	0.7	SR5	4/10/2014 21:35	29.21	72.2	**4.68**	3.0
SR5	4/10/2014 3:40	29.31	71.0	**4.60**	2.5	SR5	4/10/2014 9:40	29.31	82.0	5.41	2.0	SR5	4/10/2014 15:40	29.43	72.8	**4.75**	3.0	SR5	4/10/2014 21:40	29.17	71.8	**4.65**	3.7
SR5	4/10/2014 3:45	29.31	71.5	**4.63**	2.5	SR5	4/10/2014 9:45	29.29	82.4	5.45	2.0	SR5	4/10/2014 15:45	29.57	77.7	**5.09**	1.0	SR5	4/10/2014 21:45	29.16	72.1	**4.66**	4.6
SR5	4/10/2014 3:50	29.31	69.7	**4.52**	2.5	SR5	4/10/2014 9:50	29.31	82.7	5.46	2.2	SR5	4/10/2014 15:50	29.43	72.5	**4.73**	3.1	SR5	4/10/2014 21:50	29.15	72.3	**4.67**	4.7
SR5	4/10/2014 3:55	29.30	71.6	**4.64**	2.4	SR5	4/10/2014 9:55	29.33	82.4	5.44	2.1	SR5	4/10/2014 15:55	29.46	72.9	**4.76**	2.7	SR5	4/10/2014 21:55	29.15	71.8	**4.65**	3.8
SR5	4/10/2014 4:00	29.30	71.8	**4.65**	2.5	SR5	4/10/2014 10:00	29.30	82.5	5.45	1.9	SR5	4/10/2014 16:00	29.44	71.6	**4.67**	2.9	SR5	4/10/2014 22:00	29.16	71.1	**4.60**	3.1
SR5	4/10/2014 4:05	29.30	71.9	**4.66**	2.5	SR5	4/10/2014 10:05	29.32	81.9	5.41	2.0	SR5	4/10/2014 16:05	29.40	70.7	**4.60**	3.0	SR5	4/10/2014 22:05	29.16	71.7	**4.63**	4.8
SR5	4/10/2014 4:10	29.30	71.5	**4.63**	2.4	SR5	4/10/2014 10:10	29.35	81.8	5.40	2.0	SR5	4/10/2014 16:10	29.40	70.1	**4.56**	3.6	SR5	4/10/2014 22:10	29.16	72.0	**4.65**	4.4
SR5	4/10/2014 4:15	29.30	71.5	**4.63**	2.5	SR5	4/10/2014 10:15	29.36	82.2	5.43	2.1	SR5	4/10/2014 16:15	29.36	70.4	**4.57**	3.5	SR5	4/10/2014 22:15	29.14	72.3	**4.68**	2.8
SR5	4/10/2014 4:20	29.30	70.9	**4.59**	2.8	SR5	4/10/2014 10:20	29.36	81.7	5.39	2.3	SR5	4/10/2014 16:20	29.34	72.5	**4.70**	2.7	SR5	4/10/2014 22:20	29.16	71.8	**4.65**	2.9
SR5	4/10/2014 4:25	29.30	70.0	**4.53**	2.6	SR5	4/10/2014 10:25	29.36	81.6	5.39	2.1	SR5	4/10/2014 16:25	29.36	70.5	**4.58**	2.9	SR5	4/10/2014 22:25	29.17	71.7	**4.64**	3.3
SR5	4/10/2014 4:30	29.28	70.5	**4.56**	2.8	SR5	4/10/2014 10:30	29.37	82.1	5.42	2.0	SR5	4/10/2014 16:30	29.37	69.7	**4.52**	4.6	SR5	4/10/2014 22:30	29.18	71.6	**4.63**	3.5
SR5	4/10/2014 4:35	29.30	70.6	**4.57**	3.3	SR5	4/10/2014 10:35	29.45	82.4	5.43	1.8	SR5	4/10/2014 16:35	29.35	71.3	**4.63**	4.8	SR5	4/10/2014 22:35	29.15	72.3	**4.69**	2.3
SR5	4/10/2014 4:40	29.27	71.2	**4.61**	2.6	SR5	4/10/2014 10:40	29.42	82.7	5.46	2.2	SR5	4/10/2014 16:40	29.33	73.2	**4.75**	2.9	SR5	4/10/2014 22:40	29.14	74.5	**4.84**	2.3
SR5	4/10/2014 4:45	29.24	72.8	**4.70**	2.8	SR5	4/10/2014 10:45	29.44	83.0	5.48	2.9	SR5	4/10/2014 16:45	29.34	72.4	**4.69**	3.0	SR5	4/10/2014 22:45	29.16	74.0	**4.80**	2.4
SR5	4/10/2014 4:50	29.24	72.4	**4.68**	3.1	SR5	4/10/2014 10:50	29.44	82.5	5.44	1.8	SR5	4/10/2014 16:50	29.34	73.1	**4.74**	3.2	SR5	4/10/2014 22:50	29.15	74.1	**4.81**	2.5
SR5	4/10/2014 4:55	29.25	72.2	**4.67**	2.8	SR5	4/10/2014 10:55	29.45	82.1	5.41	2.0	SR5	4/10/2014 16:55	29.34	72.6	**4.70**	2.5	SR5	4/10/2014 22:55	29.05	76.8	**5.01**	1.9
SR5	4/10/2014 5:00	29.25	72.0	**4.66**	2.8	SR5	4/10/2014 11:00	29.43	81.7	5.39	1.5	SR5	4/10/2014 17:00	29.34	72.8	**4.72**	2.9	SR5	4/10/2014 23:00	29.08	75.7	**4.92**	2.3
SR5	4/10/2014 5:05	29.24	72.9	**4.71**	2.8	SR5	4/10/2014 11:05	29.42	81.5	**5.37**	1.9	SR5	4/10/2014 17:05	29.34	72.9	**4.72**	2.6	SR5	4/10/2014 23:05	29.08	75.5	**4.91**	2.8
SR5	4/10/2014 5:10	29.24	72.4	**4.68**	2.7	SR5						SR5	4/10/2014 17:10	29.33	73.2	**4.75**	2.9	SR5	4/10/2014 23:10	29.09	75.3	**4.90**	2.7
SR5	4/10/2014 5:15	29.24	73.2	**4.73**	2.8	SR5						SR5	4/10/2014 17:15	29.33	73.1	**4.74**	2.8	SR5	4/10/2014 23:15	29.11	75.0	**4.88**	2.4
SR5	4/10/2014 5:20	29.23	73.4	**4.74**	2.8	SR5						SR5	4/10/2014 17:20	29.34	73.1	**4.74**	3.0	SR5	4/10/2014 23:20	29.10	75.0	**4.88**	2.6
SR5	4/10/2014 5:25	29.22	73.7	**4.76**	3.2	SR5	4/10/2014 11:25	29.44	82.7	5.45	1.1	SR5	4/10/2014 17:25	29.33	73.1	**4.73**	2.6	SR5	4/10/2014 23:25	29.10	74.4	**4.84**	2.6
SR5	4/10/2014 5:30	29.23	72.9	**4.71**	3.1	SR5	4/10/2014 11:30	29.44	81.1	**5.34**	1.5	SR5	4/10/2014 17:30	29.33	72.7	**4.71**	2.9	SR5	4/10/2014 23:30	29.08	76.2	**4.96**	2.2
SR5	4/10/2014 5:35	29.23	71.7	**4.64**	2.5	SR5	4/10/2014 11:35	29.45	81.9	5.39	1.3	SR5	4/10/2014 17:35	29.32	72.8	**4.71**	2.8	SR5	4/10/2014 23:35	29.04	76.2	**4.97**	2.0
SR5	4/10/2014 5:40	29.22	72.4	**4.68**	2.7	SR5	4/10/2014 11:40	29.46	81.5	**5.35**	1.4	SR5	4/10/2014 17:40	29.33	71.5	**4.63**	2.4	SR5	4/10/2014 23:40	29.13	74.6	**4.85**	2.8
SR5	4/10/2014 5:45	29.23	72.1	**4.66**	3.0	SR5	4/10/2014 11:45	29.47	80.8	**5.31**	1.4	SR5	4/10/2014 17:45	29.32	71.7	**4.64**	2.7	SR5	4/10/2014 23:45	29.13	74.4	**4.84**	2.5
SR5	4/10/2014 5:50	29.26	68.9	**4.46**	2.5	SR5	4/10/2014 11:50	29.47	80.9	**5.31**	2.1	SR5	4/10/2014 17:50	29.32	72.3	**4.68**	2.5	SR5	4/10/2014 23:50	29.17	73.0	**4.74**	2.8
SR5	4/10/2014 5:55	29.07	73.5	**4.79**	1.7	SR5	4/10/2014 11:55	29.48	80.9	**5.32**	1.3	SR5	4/10/2014 17:55	29.32	72.3	**4.68**	2.4	SR5	4/10/2014 23:55	29.02	77.7	**5.08**	1.7

Station	Timestamp	Temp (° C)	DO (%)	DO (mg/L)	Tur (NTU)	Station	Timestamp	Temp (° C)	DO (%)	DO (mg/L)	Tur (NTU)	Station	Timestamp	Temp (° C)	DO (%)	DO (mg/L)	Tur (NTU)	Station	Timestamp	Temp (°C)	DO (%)	DO (mg/L)	Tur (NTU)
SR9	4/10/2014 0:00	29.62	123.1	8.27	3.2	SR9	4/10/2014 6:00	29.43	124.6	8.35	2.0	SR9	4/10/2014 12:00	29.45	114.8	7.34	1.5	SR9	4/10/2014 18:00	29.42	121.9	7.79	2.4
SR9	4/10/2014 0:05	29.62	123.7	8.32	3.2	SR9	4/10/2014 6:05	29.41	124.2	8.34	1.7	SR9	4/10/2014 12:05	29.46	118.6	7.58	1.4	SR9	4/10/2014 18:05	29.40	117.9	7.55	2.9
SR9	4/10/2014 0:10	29.66	126.1	8.48	3.2	SR9	4/10/2014 6:10	29.42	124.7	8.38	2.0	SR9	4/10/2014 12:10	29.45	119.6	7.65	1.0	SR9	4/10/2014 18:10	29.39	117.6	7.52	2.6
SR9	4/10/2014 0:15	29.63	122.1	8.20	2.9	SR9	4/10/2014 6:15	29.43	124.7	8.37	1.6	SR9	4/10/2014 12:15	29.43	118.2	7.56	1.5	SR9	4/10/2014 18:15	29.41	118.5	7.58	2.5
SR9	4/10/2014 0:20	29.63	124.2	8.33	3.3	SR9	4/10/2014 6:20	29.42	124.1	8.31	1.7	SR9	4/10/2014 12:20	29.48	120.5	7.70	1.2	SR9	4/10/2014 18:20	29.41	116.0	7.42	2.8
SR9	4/10/2014 0:25	29.67	126.9	8.50	3.6	SR9	4/10/2014 6:25	29.41	124.1	8.33	1.9	SR9	4/10/2014 12:25	29.46	118.9	7.60	1.3	SR9	4/10/2014 18:25	29.39	111.3	7.12	3.0
SR9	4/10/2014 0:30	29.63	128.2	8.64	3.1	SR9	4/10/2014 6:30	29.40	123.1	8.23	1.7	SR9	4/10/2014 12:30	29.46	118.5	7.58	1.5	SR9	4/10/2014 18:30	29.39	117.1	7.50	2.4
SR9	4/10/2014 0:35	29.71	129.7	8.71	3.5	SR9	4/10/2014 6:35	29.40	123.4	8.28	1.8	SR9	4/10/2014 12:35	29.46	117.2	7.49	1.2	SR9	4/10/2014 18:35	29.37	117.2	7.51	2.7
SR9	4/10/2014 0:40	29.63	125.9	8.46	3.4	SR9	4/10/2014 6:40	29.40	123.0	8.23	2.0	SR9	4/10/2014 12:40	29.45	116.9	7.48	1.3	SR9	4/10/2014 18:40	29.29	117.4	7.53	2.4
SR9	4/10/2014 0:45	29.65	123.5	8.33	3.0	SR9	4/10/2014 6:45	29.39	122.7	8.23	1.6	SR9	4/10/2014 12:45	29.44	115.9	7.41	1.8	SR9	4/10/2014 18:45	29.35	120.5	7.72	2.2
SR9	4/10/2014 0:50	29.72	128.4	8.66	3.3	SR9	4/10/2014 6:50	29.39	123.2	8.25	1.7	SR9	4/10/2014 12:50	29.45	118.4	7.57	1.5	SR9	4/10/2014 18:50	29.34	121.8	7.80	1.9
SR9	4/10/2014 0:55	29.62	123.0	8.24	3.1	SR9	4/10/2014 6:55	29.39	122.6	8.23	1.9	SR9	4/10/2014 12:55	29.45	117.6	7.52	1.6	SR9	4/10/2014 18:55	29.34	121.7	7.80	2.0
SR9	4/10/2014 1:00	29.60	122.8	8.26	2.9	SR9	4/10/2014 7:00	29.39	123.0	8.23	1.6	SR9	4/10/2014 13:00	29.46	118.1	7.55	1.6	SR9	4/10/2014 19:00	29.34	122.5	7.85	1.8
SR9	4/10/2014 1:05	29.59	123.9	8.36	2.7	SR9	4/10/2014 7:05	29.40	122.8	8.23	1.8	SR9	4/10/2014 13:05	29.44	116.8	7.47	1.5	SR9	4/10/2014 19:05	29.35	123.0	7.87	1.8
SR9	4/10/2014 1:10	29.58	123.5	8.34	2.9	SR9	4/10/2014 7:10	29.36	121.6	8.16	1.9	SR9	4/10/2014 13:10	29.45	115.4	7.38	1.8	SR9	4/10/2014 19:10	29.34	124.1	7.95	1.7
SR9	4/10/2014 1:15	29.59	122.7	8.27	3.1	SR9	4/10/2014 7:15	29.35	120.5	8.10	1.8	SR9	4/10/2014 13:15	29.44	116.6	7.46	1.6	SR9	4/10/2014 19:15	29.33	124.1	7.95	1.8
SR9	4/10/2014 1:20	29.60	120.4	8.10	3.3	SR9	4/10/2014 7:20	29.34	119.5	8.01	1.8	SR9	4/10/2014 13:20	29.44	115.7	7.40	1.7	SR9	4/10/2014 19:20	29.29	120.9	7.75	2.0
SR9	4/10/2014 1:25	29.59	119.1	8.02	2.8	SR9	4/10/2014 7:25	29.36	121.3	8.14	1.8	SR9	4/10/2014 13:25	29.44	114.8	7.34	1.6	SR9	4/10/2014 19:25	29.29	118.6	7.60	2.0
SR9	4/10/2014 1:30	29.60	120.5	8.12	3.2	SR9	4/10/2014 7:30	29.38	122.5	8.19	1.6	SR9	4/10/2014 13:30	29.45	116.8	7.47	1.2	SR9	4/10/2014 19:30	29.29	122.2	7.83	1.3
SR9	4/10/2014 1:35	29.59	119.9	8.08	3.0	SR9	4/10/2014 7:35	29.36	121.4	8.11	1.4	SR9	4/10/2014 13:35	29.44	115.4	7.38	1.5	SR9	4/10/2014 19:35	29.29	124.2	7.96	1.2
SR9	4/10/2014 1:40	29.57	120.3	8.10	3.0	SR9	4/10/2014 7:40	29.36	122.2	8.18	1.4	SR9	4/10/2014 13:40	29.45	113.3	7.24	1.7	SR9	4/10/2014 19:40	29.28	124.0	7.95	1.0
SR9	4/10/2014 1:45	29.67	119.0	8.03	3.5	SR9	4/10/2014 7:45	29.35	121.3	8.15	1.5	SR9	4/10/2014 13:45	29.44	114.1	7.29	1.7	SR9	4/10/2014 19:45	29.28	122.6	7.86	1.1
SR9	4/10/2014 1:50	29.61	117.3	7.92	3.3	SR9	4/10/2014 7:50	29.33	121.6	8.18	1.9	SR9	4/10/2014 13:50	29.43	115.6	7.39	1.3	SR9	4/10/2014 19:50	29.27	121.1	7.77	1.3
SR9	4/10/2014 1:55	29.69	121.7	8.15	3.7	SR9	4/10/2014 7:55	29.32	121.0	8.14	1.6	SR9	4/10/2014 13:55	29.44	115.4	7.38	1.1	SR9	4/10/2014 19:55	29.29	121.7	7.82	1.3
SR9	4/10/2014 2:00	29.70	123.0	8.19	3.6	SR9	4/10/2014 8:00	29.32	121.7	8.18	1.6	SR9	4/10/2014 14:00	29.44	118.0	7.54	1.1	SR9	4/10/2014 20:00	29.28	121.9	7.81	1.1
SR9	4/10/2014 2:05	29.68	123.0	8.15	3.3	SR9	4/10/2014 8:05	29.34	121.8	8.18	1.7	SR9	4/10/2014 14:05	29.45	116.2	7.43	1.1	SR9	4/10/2014 20:05	29.26	120.9	7.75	1.7
SR9	4/10/2014 2:10	29.70	122.7	8.13	3.8	SR9	4/10/2014 8:10	29.34	121.4	8.17	1.7	SR9	4/10/2014 14:10	29.46	121.5	7.76	1.3	SR9	4/10/2014 20:10	29.28	119.6	7.67	1.6
SR9	4/10/2014 2:15	29.66	123.8	8.23	3.3	SR9	4/10/2014 8:15	29.33	121.8	8.20	1.5	SR9	4/10/2014 14:15	29.45	115.9	7.41	1.5	SR9	4/10/2014 20:15	29.26	118.1	7.58	1.7
SR9	4/10/2014 2:20	29.62	123.9	8.31	3.6	SR9	4/10/2014 8:20	29.34	122.0	8.20	1.6	SR9	4/10/2014 14:20	29.45	121.4	7.76	1.2	SR9	4/10/2014 20:20	29.27	117.9	7.56	1.6
SR9	4/10/2014 2:25	29.56	122.5	8.20	3.0	SR9	4/10/2014 8:25	29.35	122.5	8.23	1.5	SR9	4/10/2014 14:25	29.46	124.7	7.97	1.3	SR9	4/10/2014 20:25	29.26	116.9	7.50	2.1
SR9	4/10/2014 2:30	29.58	125.0	8.37	3.0	SR9	4/10/2014 8:30	29.37	122.5	8.20	1.4	SR9	4/10/2014 14:30	29.46	124.0	7.93	1.7	SR9	4/10/2014 20:30	29.23	114.9	7.37	1.9
SR9	4/10/2014 2:35	29.62	124.7	8.41	3.2	SR9	4/10/2014 8:35	29.37	122.3	8.21	1.8	SR9	4/10/2014 14:35	29.47	125.5	8.02	1.2	SR9	4/10/2014 20:35	29.24	114.5	7.34	2.0
SR9	4/10/2014 2:40	29.61	126.6	8.52	2.9	SR9	4/10/2014 8:40	29.37	122.2	8.23	1.7	SR9	4/10/2014 14:40	29.48	126.3	8.07	1.1	SR9	4/10/2014 20:40	29.23	112.8	7.23	1.6
SR9	4/10/2014 2:45	29.53	125.1	8.39	2.7	SR9	4/10/2014 8:45	29.37	122.2	8.21	1.8	SR9	4/10/2014 14:45	29.52	128.2	8.18	1.3	SR9	4/10/2014 20:45	29.22	110.8	7.11	2.1
SR9	4/10/2014 2:50	29.58	125.4	8.42	2.8	SR9	4/10/2014 8:50	29.38	122.0	8.17	1.7	SR9	4/10/2014 14:50	29.51	128.3	8.19	1.2	SR9	4/10/2014 20:50	29.21	110.0	7.06	2.5
SR9	4/10/2014 2:55	29.53	126.6	8.58	2.5	SR9	4/10/2014 8:55	29.38	121.5	8.16	1.6	SR9	4/10/2014 14:55	29.55	128.6	8.20	1.4	SR9	4/10/2014 20:55	29.15	107.9	6.93	2.8
SR9	4/10/2014 3:00	29.55	127.3	8.61	2.5	SR9	4/10/2014 9:00	29.38	122.0	8.19	2.0	SR9	4/10/2014 15:00	29.58	131.6	8.39	1.4	SR9	4/10/2014 21:00	29.12	106.0	6.81	2.5
SR9	4/10/2014 3:05	29.55	126.4	8.44	3.0	SR9	4/10/2014 9:05	29.38	122.1	8.21	1.9	SR9	4/10/2014 15:05	29.58	131.4	8.38	1.4	SR9	4/10/2014 21:05	29.08	104.8	6.75	2.8
SR9	4/10/2014 3:10	29.54	127.1	8.41	2.2	SR9	4/10/2014 9:10	29.39	122.8	8.22	2.1	SR9	4/10/2014 15:10	29.59	131.3	8.37	1.5	SR9	4/10/2014 21:10	29.11	105.3	6.77	2.8
SR9	4/10/2014 3:15	29.53	126.1	8.36	2.5	SR9	4/10/2014 9:15	29.39	123.2	8.25	1.6	SR9	4/10/2014 15:15	29.59	131.3	8.37	1.4	SR9	4/10/2014 21:15	29.15	107.8	6.93	2.4
SR9	4/10/2014 3:20	29.53	126.9	8.40	2.6	SR9	4/10/2014 9:20	29.39	123.8	8.32	2.0	SR9	4/10/2014 15:20	29.56	130.0	8.29	1.6	SR9	4/10/2014 21:20	29.13	107.2	6.89	2.6
SR9	4/10/2014 3:25	29.52	125.6	8.30	2.6	SR9	4/10/2014 9:25	29.39	124.2	8.34	1.4	SR9	4/10/2014 15:25	29.56	130.2	8.30	1.5	SR9	4/10/2014 21:25	29.19	108.0	6.93	2.6
SR9	4/10/2014 3:30	29.54	125.8	8.32	2.7	SR9						SR9	4/10/2014 15:30	29.55	130.2	8.31	1.4	SR9	4/10/2014 21:30	29.24	117.3	7.53	1.3
SR9	4/10/2014 3:35	29.54	125.1	8.22	2.5	SR9						SR9	4/10/2014 15:35	29.53	128.3	8.19	1.4	SR9	4/10/2014 21:35	29.24	120.5	7.73	1.3
SR9	4/10/2014 3:40	29.54	126.0	8.37	2.5	SR9						SR9	4/10/2014 15:40	29.54	129.5	8.26	1.5	SR9	4/10/2014 21:40	29.23	121.0	7.77	1.4
SR9	4/10/2014 3:45	29.55	126.1	8.32	2.8	SR9	4/10/2014 9:45	29.40	122.1	7.81	0.2	SR9	4/10/2014 15:45	29.53	131.0	8.36	1.2	SR9	4/10/2014 21:45	29.25	120.0	7.70	1.6
SR9	4/10/2014 3:50	29.54	126.9	8.43	2.5	SR9	4/10/2014 9:50	29.39	122.9	7.86	0.4	SR9	4/10/2014 15:50	29.52	132.5	8.46	1.2	SR9	4/10/2014 21:50	29.26	120.1	7.71	1.4
SR9	4/10/2014 3:55	29.53	127.8	8.43	2.2	SR9	4/10/2014 9:55	29.40	122.8	7.86	0.6	SR9	4/10/2014 15:55	29.51	131.9	8.42	1.1	SR9	4/10/2014 21:55	29.31	123.2	7.90	1.0
SR9	4/10/2014 4:00	29.51	127.7	8.50	2.4	SR9	4/10/2014 10:00	29.40	123.7	7.91	0.7	SR9	4/10/2014 16:00	29.51	131.6	8.41	1.1	SR9	4/10/2014 22:00	29.26	122.8	7.88	0.9
SR9	4/10/2014 4:05	29.51	129.6	8.62	2.3	SR9	4/10/2014 10:05	29.40	123.9	7.93	0.6	SR9	4/10/2014 16:05	29.50	127.2	8.12	1.5	SR9	4/10/2014 22:05	29.20	122.0	7.84	1.6
SR9	4/10/2014 4:10	29.54	129.2	8.57	2.4	SR9	4/10/2014 10:10	29.39	123.8	7.92	0.4	SR9	4/10/2014 16:10	29.49	120.6	7.71	1.8	SR9	4/10/2014 22:10	29.18	122.7	7.88	1.0
SR9	4/10/2014 4:15	29.56	128.4	8.55	1.9	SR9	4/10/2014 10:15	29.38	122.4	7.83	0.5	SR9	4/10/2014 16:15	29.48	115.8	7.40	2.1	SR9	4/10/2014 22:15	29.24	121.9	7.82	1.2
SR9	4/10/2014 4:20	29.55	129.1	8.60	2.0	SR9	4/10/2014 10:20	29.37	118.9	7.61	0.6	SR9	4/10/2014 16:20	29.47	114.6	7.32	2.3	SR9	4/10/2014 22:20	29.20	121.8	7.82	0.9
SR9	4/10/2014 4:25	29.55	128.9	8.57	2.5	SR9	4/10/2014 10:25	29.38	121.6	7.78	0.4	SR9	4/10/2014 16:25	29.46	113.5	7.25	2.3	SR9	4/10/2014 22:25	29.19	122.5	7.87	0.6
SR9	4/10/2014 4:30	29.55	129.0	8.59	2.4	SR9	4/10/2014 10:30	29.38	120.9	7.74	1.0	SR9	4/10/2014 16:30	29.47	114.7	7.33	2.2	SR9	4/10/2014 22:30	29.21	121.7	7.82	0.9
SR9	4/10/2014 4:35	29.55	129.0	8.60	2.1	SR9	4/10/2014 10:35	29.38	119.1	7.62	0.7	SR9	4/10/2014 16:35	29.46	117.5	7.51	1.9	SR9	4/10/2014 22:35	29.20	121.5	7.80	0.8
SR9	4/10/2014 4:40	29.55	129.1	8.58	1.9	SR9	4/10/2014 10:40	29.39	121.3	7.76	0.6	SR9	4/10/2014 16:40	29.47	118.3	7.56	1.8	SR9	4/10/2014 22:40	29.20	120.9	7.76	0.7
SR9	4/10/2014 4:45	29.54	129.1	8.62	1.9	SR9	4/10/2014 10:45	29.40	120.3	7.70	0.6	SR9	4/10/2014 16:45	29.47	120.5	7.70	1.9	SR9	4/10/2014 22:45	29.21	121.7	7.81	0.7
SR9	4/10/2014 4:50	29.55	128.9	8.62	1.9	SR9	4/10/2014 10:50	29.40	121.5	7.77	0.6	SR9	4/10/2014 16:50	29.48	121.8	7.78	2.0	SR9	4/10/2014 22:50	29.21	121.1	7.77	0.7
SR9	4/10/2014 4:55	29.54	128.8	8.60	2.5	SR9	4/10/2014 10:55	29.40	120.8	7.73	0.7	SR9	4/10/2014 16:55	29.48	120.1	7.67	2.1	SR9	4/10/2014 22:55	29.19	120.4	7.73	0.5
SR9	4/10/2014 5:00	29.54	129.2	8.57	1.9	SR9	4/10/2014 11:00	29.40	121.5	7.78	0.7	SR9	4/10/2014 17:00	29.50	120.1	7.67	2.1	SR9	4/10/2014 23:00	29.22	119.6	7.68	0.8
SR9	4/10/2014 5:05	29.54	129.3	8.63	2.0	SR9	4/10/2014 11:05	29.40	120.3	7.70	1.3	SR9	4/10/2014 17:05	29.50	122.7	7.84	1.9	SR9	4/10/2014 23:05	29.29	118.0	7.56	1.0
SR9	4/10/2014 5:10	29.54	129.6	8.61	3.1	SR9	4/10/2014 11:10	29.39	122.3	7.82	0.6	SR9	4/10/2014 17:10	29.49	120.4	7.69	2.2	SR9	4/10/2014 23:10	29.24	116.1	7.45	1.4
SR9	4/10/2014 5:15	29.53	128.2	8.58	1.9	SR9	4/10/2014 11:15	29.41	121.7	7.78	0.6	SR9	4/10/2014 17:15	29.49	119.9	7.66	2.6	SR9	4/10/2014 23:15	29.29	106.7	6.84	3.0
SR9	4/10/2014 5:20	29.53	127.3	8.52	1.9	SR9	4/10/2014 11:20	29.41	118.7	7.59	0.9	SR9	4/10/2014 17:20	29.48	122.6	7.83	1.8	SR9	4/10/2014 23:20	29.32	114.3	7.32	1.7
SR9	4/10/2014 5:25	29.52	126.8	8.44	2.1	SR9	4/10/2014 11:25	29.41	115.1	7.36	1.4	SR9	4/10/2014 17:25	29.49	122.7	7.84	2.2	SR9	4/10/2014 23:25	29.26	112.5	7.22	1.8
SR9	4/10/2014 5:30	29.50	127.4	8.52	1.8	SR9	4/10/2014 11:30	29.42	116.8	7.47	1.2	SR9	4/10/2014 17:30	29.47	125.7	8.03	1.8	SR9	4/10/2014 23:30	29.19	112.6	7.23	2.0
SR9	4/10/2014 5:35	29.50	127.9	8.57	1.4	SR9	4/10/2014 11:35	29.42	114.9	7.35	1.3	SR9	4/10/2014 17:35	29.45	124.9	7.98	1.5	SR9	4/10/2014 23:35	29.17	112.3	7.21	2.0
SR9	4/10/2014 5:40	29.49	127.3	8.51	1.2	SR9	4/10/2014 11:40	29.42	117.0	7.48	1.3	SR9	4/10/2014 17:40	29.44	128.0	8.18	1.7	SR9	4/10/2014 23:40	29.16	111.0	7.13	1.9
SR9	4/10/2014 5:45	29.47	126.5	8.47	1.7	SR9	4/10/2014 11:45	29.44	119.0	7.61	1.2	SR9	4/10/2014 17:45	29.43	125.6	8.03	1.3	SR9	4/10/2014 23:45	29.16	110.9	7.13	2.9
SR9	4/10/2014 5:50	29.44	125.7	8.42	1.9	SR9	4/10/2014 11:50	29.41	115.6	7.39	1.2	SR9	4/10/2014 17:50	29.42	123.8	7.92	1.6	SR9	4/10/2014 23:50	29.18	110.3	7.08	1.9
SR9	4/10/2014 5:55	29.45	125.5	8.42	1.8	SR9	4/10/2014 11:55	29.43	116.5	7.45	1.4	SR9	4/10/2014 17:55	29.43	124.5	7.96	2.1	SR9	4/10/2014 23:55	29.15	109.7	7.05	2.4

Station	Timestamp	Temp (° C)	DO (%)	DO (mg/L)	Tur (NTU)	Station	Timestamp	Temp (° C)	DO (%)	DO (mg/L)	Tur (NTU)	Station	Timestamp	Temp (° C)	DO (%)	DO (mg/L)	Tur (NTU)	Station	Timestamp	Temp (°C)	DO (%)	DO (mg/L)	Tur (NTU)
SR10	4/10/2014 0:00	29.09	91.1	**5.87**	0.9	SR10	4/10/2014 6:00	28.75	84.0	**5.46**	0.1	SR10	4/10/2014 12:00	28.88	78.4	**5.08**	0.1	SR10	4/10/2014 18:00	29.03	87.0	**5.63**	0.1
SR10	4/10/2014 0:05	29.09	91.0	**5.87**	0.8	SR10	4/10/2014 6:05	28.81	83.8	**5.44**	0.1	SR10	4/10/2014 12:05	28.89	77.6	**5.03**	0.1	SR10	4/10/2014 18:05	29.04	83.0	**5.38**	0.2
SR10	4/10/2014 0:10	29.12	93.2	6.00	0.9	SR10	4/10/2014 6:10	28.82	83.3	**5.41**	0.1	SR10	4/10/2014 12:10	28.91	76.6	**4.96**	0.1	SR10	4/10/2014 18:10	29.03	81.3	**5.26**	0.2
SR10	4/10/2014 0:15	29.11	90.9	**5.86**	1.4	SR10	4/10/2014 6:15	28.86	82.4	**5.34**	0.2	SR10	4/10/2014 12:15	28.92	75.9	**4.91**	0.3	SR10	4/10/2014 18:15	29.03	81.1	**5.25**	0.4
SR10	4/10/2014 0:20	29.12	90.8	**5.85**	1.0	SR10	4/10/2014 6:20	28.86	78.0	**5.06**	0.3	SR10	4/10/2014 12:20	28.95	75.9	**4.91**	0.4	SR10	4/10/2014 18:20	29.03	78.6	**5.09**	0.1
SR10	4/10/2014 0:25	29.12	93.4	6.02	0.6	SR10	4/10/2014 6:25	28.94	77.3	**4.99**	0.9	SR10	4/10/2014 12:25	28.98	77.3	**5.00**	0.4	SR10	4/10/2014 18:25	29.02	78.4	**5.07**	0.1
SR10	4/10/2014 0:30	28.99	90.2	**5.84**	0.7	SR10	4/10/2014 6:30	28.99	81.4	**5.25**	0.8	SR10	4/10/2014 12:30	28.98	77.9	**5.04**	0.1	SR10	4/10/2014 18:30	29.02	77.5	**5.02**	0.5
SR10	4/10/2014 0:35	29.10	93.7	6.03	0.7	SR10	4/10/2014 6:35	28.98	80.2	**5.18**	0.6	SR10	4/10/2014 12:35	29.00	79.5	**5.14**	0.3	SR10	4/10/2014 18:35	29.01	79.8	**5.17**	0.4
SR10	4/10/2014 0:40	29.10	93.2	6.01	1.5	SR10	4/10/2014 6:40	29.02	85.1	**5.49**	0.6	SR10	4/10/2014 12:40	28.98	85.1	**5.50**	0.2	SR10	4/10/2014 18:40	29.01	79.2	**5.13**	0.4
SR10	4/10/2014 0:45	29.10	92.8	5.98	0.9	SR10	4/10/2014 6:45	28.95	79.7	**5.15**	0.5	SR10	4/10/2014 12:45	28.94	88.4	**5.72**	0.3	SR10	4/10/2014 18:45	28.98	80.4	**5.21**	0.3
SR10	4/10/2014 0:50	29.09	92.1	**5.93**	0.6	SR10	4/10/2014 6:50	28.73	73.8	**4.80**	0.2	SR10	4/10/2014 12:50	28.99	87.8	**5.68**	0.2	SR10	4/10/2014 18:50	28.97	78.9	**5.12**	1.9
SR10	4/10/2014 0:55	29.08	91.4	**5.90**	0.7	SR10	4/10/2014 6:55	28.79	72.7	**4.71**	0.4	SR10	4/10/2014 12:55	29.02	85.9	**5.56**	0.2	SR10	4/10/2014 18:55	28.96	82.3	**5.34**	0.1
SR10	4/10/2014 1:00	29.09	95.4	6.14	0.8	SR10	4/10/2014 7:00	28.91	80.2	**5.19**	1.5	SR10	4/10/2014 13:00	29.03	99.6	6.45	0.4	SR10	4/10/2014 19:00	28.97	86.0	**5.58**	0.4
SR10	4/10/2014 1:05	29.12	94.4	6.07	1.3	SR10	4/10/2014 7:05	28.85	83.8	**5.43**	0.2	SR10	4/10/2014 13:05	28.99	99.5	6.45	0.4	SR10	4/10/2014 19:05	28.98	83.0	**5.38**	0.3
SR10	4/10/2014 1:10	29.08	93.2	6.01	1.1	SR10	4/10/2014 7:10	28.79	90.9	**5.90**	0.1	SR10	4/10/2014 13:10	28.97	99.8	6.47	0.3	SR10	4/10/2014 19:10	28.97	83.1	**5.39**	0.1
SR10	4/10/2014 1:15	29.08	95.4	6.14	1.6	SR10	4/10/2014 7:15	28.80	89.1	**5.78**	0.1	SR10	4/10/2014 13:15	28.92	100.5	6.53	0.2	SR10	4/10/2014 19:15	28.98	77.1	**5.00**	1.1
SR10	4/10/2014 1:20	29.10	94.7	6.10	2.0	SR10	4/10/2014 7:20	28.79	88.8	**5.76**	0.1	SR10						SR10	4/10/2014 19:20	28.97	79.5	**5.15**	0.7
SR10	4/10/2014 1:25	29.11	92.2	**5.93**	1.6	SR10	4/10/2014 7:25	28.84	88.4	**5.73**	0.2	SR10						SR10	4/10/2014 19:25	28.99	77.3	**5.01**	0.9
SR10	4/10/2014 1:30	29.11	88.8	**5.71**	1.3	SR10	4/10/2014 7:30	28.84	83.4	**5.41**	0.4	SR10						SR10	4/10/2014 19:30	28.96	79.5	**5.16**	0.4
SR10	4/10/2014 1:35	29.06	86.8	**5.59**	1.8	SR10	4/10/2014 7:35	28.82	82.5	**5.35**	0.1	SR10						SR10	4/10/2014 19:35	28.99	76.1	**4.93**	1.2
SR10	4/10/2014 1:40	29.05	86.3	**5.57**	1.8	SR10	4/10/2014 7:40	28.88	84.6	**5.47**	0.4	SR10	4/10/2014 13:40	28.93	100.6	6.53	0.1	SR10	4/10/2014 19:40	28.99	76.4	**4.95**	1.1
SR10	4/10/2014 1:45	29.07	82.1	**5.29**	2.2	SR10	4/10/2014 7:45	28.85	90.8	**5.88**	0.4	SR10	4/10/2014 13:45	28.94	101.0	6.56	0.1	SR10	4/10/2014 19:45	28.99	79.4	**5.15**	1.1
SR10	4/10/2014 1:50	29.07	83.5	**5.37**	4.5	SR10	4/10/2014 7:50	28.81	91.7	**5.94**	0.4	SR10	4/10/2014 13:50	28.97	100.3	6.50	0.2	SR10	4/10/2014 19:50	28.99	83.2	**5.39**	1.1
SR10	4/10/2014 1:55	29.02	88.6	**5.72**	1.1	SR10	4/10/2014 7:55	28.80	92.1	5.97	0.3	SR10	4/10/2014 13:55	28.96	100.1	6.49	0.1	SR10	4/10/2014 19:55	28.98	86.0	**5.57**	0.6
SR10	4/10/2014 2:00	29.04	88.5	**5.71**	2.8	SR10	4/10/2014 8:00	28.79	91.6	**5.94**	0.2	SR10	4/10/2014 14:00	28.96	99.9	6.48	0.2	SR10	4/10/2014 20:00	28.98	90.8	**5.89**	0.1
SR10	4/10/2014 2:05	28.93	87.8	**5.68**	1.4	SR10	4/10/2014 8:05	28.79	92.0	**5.96**	0.3	SR10	4/10/2014 14:05	28.99	99.1	6.42	0.9	SR10	4/10/2014 20:05	29.03	94.4	6.11	0.1
SR10	4/10/2014 2:10	28.84	91.0	**5.91**	3.0	SR10	4/10/2014 8:10	28.79	92.4	5.99	0.3	SR10	4/10/2014 14:10	28.99	99.3	6.43	0.6	SR10	4/10/2014 20:10	29.02	95.6	6.19	0.1
SR10	4/10/2014 2:15	28.92	92.2	5.97	**15.5**	SR10	4/10/2014 8:15	28.78	91.9	**5.96**	0.1	SR10	4/10/2014 14:15	29.01	99.7	6.46	0.2	SR10	4/10/2014 20:15	28.97	94.9	6.15	0.1
SR10	4/10/2014 2:20	28.93	92.1	**5.96**	**15.6**	SR10	4/10/2014 8:20	28.79	90.5	**5.87**	0.1	SR10	4/10/2014 14:20	29.05	101.4	6.56	0.5	SR10	4/10/2014 20:20	28.98	93.1	6.04	0.1
SR10	4/10/2014 2:25	28.85	92.7	6.01	**11.9**	SR10	4/10/2014 8:25	28.80	86.8	**5.62**	0.2	SR10	4/10/2014 14:25	29.03	103.8	6.73	0.1	SR10	4/10/2014 20:25	28.97	92.8	6.02	0.2
SR10	4/10/2014 2:30	28.93	96.0	6.22	**6.4**	SR10	4/10/2014 8:30	28.80	85.1	**5.52**	0.4	SR10	4/10/2014 14:30	29.03	104.1	6.75	0.2	SR10	4/10/2014 20:30	28.98	92.0	5.97	0.1
SR10	4/10/2014 2:35	28.91	96.2	6.24	**17.8**	SR10	4/10/2014 8:35	28.81	81.9	**5.30**	0.3	SR10	4/10/2014 14:35	29.04	104.4	6.76	0.1	SR10	4/10/2014 20:35	28.98	90.7	**5.88**	0.2
SR10	4/10/2014 2:40	28.89	96.7	6.27	0.5	SR10	4/10/2014 8:40	28.81	79.8	**5.17**	0.2	SR10	4/10/2014 14:40	29.04	105.0	6.80	0.3	SR10	4/10/2014 20:40	28.99	89.6	**5.81**	0.1
SR10	4/10/2014 2:45	28.89	96.5	6.26	1.4	SR10	4/10/2014 8:45	28.80	81.1	**5.26**	0.1	SR10	4/10/2014 14:45	29.04	105.0	6.80	0.2	SR10	4/10/2014 20:45	28.99	87.1	**5.64**	0.2
SR10	4/10/2014 2:50	28.91	96.2	6.24	0.9	SR10	4/10/2014 8:50	28.79	85.3	**5.53**	0.2	SR10	4/10/2014 14:50	29.02	104.6	6.77	0.5	SR10	4/10/2014 20:50	29.00	85.8	**5.56**	0.4
SR10	4/10/2014 2:55	28.88	96.6	6.27	0.8	SR10	4/10/2014 8:55	28.81	90.7	**5.88**	0.3	SR10	4/10/2014 14:55	29.03	104.6	6.78	0.6	SR10	4/10/2014 20:55	29.01	85.6	**5.54**	4.3
SR10	4/10/2014 3:00	28.88	96.1	6.23	**18.6**	SR10	4/10/2014 9:00	28.75	91.6	**5.94**	0.4	SR10	4/10/2014 15:00	29.02	104.4	6.77	0.2	SR10	4/10/2014 21:00	29.01	84.5	**5.47**	0.4
SR10	4/10/2014 3:05	28.87	96.4	6.26	3.3	SR10	4/10/2014 9:05	28.75	91.6	**5.95**	0.4	SR10	4/10/2014 15:05	29.02	103.1	6.68	0.1	SR10	4/10/2014 21:05	29.01	84.0	**5.44**	0.1
SR10	4/10/2014 3:10	28.89	95.5	6.19	0.5	SR10	4/10/2014 9:10	28.72	91.5	**5.94**	0.4	SR10	4/10/2014 15:10	29.02	102.3	6.62	0.4	SR10	4/10/2014 21:10	29.01	82.9	**5.36**	1.0
SR10	4/10/2014 3:15	28.90	94.3	6.11	**21.8**	SR10	4/10/2014 9:15	28.71	91.6	**5.95**	0.2	SR10	4/10/2014 15:15	29.02	99.1	6.42	0.2	SR10	4/10/2014 21:15	29.01	80.3	**5.20**	1.0
SR10	4/10/2014 3:20	28.90	94.8	6.14	**7.0**	SR10	4/10/2014 9:20	28.68	91.9	5.97	0.4	SR10	4/10/2014 15:20	29.00	104.8	6.79	0.3	SR10	4/10/2014 21:20	29.01	81.2	**5.25**	0.6
SR10	4/10/2014 3:25	28.91	95.2	6.17	0.7	SR10	4/10/2014 9:25	28.69	91.7	**5.96**	0.4	SR10	4/10/2014 15:25	29.03	104.7	6.78	0.4	SR10	4/10/2014 21:25	29.01	80.4	**5.20**	1.3
SR10	4/10/2014 3:30	28.92	95.6	6.19	**18.4**	SR10	4/10/2014 9:30	28.71	91.7	**5.96**	0.2	SR10	4/10/2014 15:30	29.03	103.4	6.70	0.4	SR10	4/10/2014 21:30	29.01	85.4	**5.53**	0.9
SR10	4/10/2014 3:35	28.93	96.1	6.22	1.0	SR10	4/10/2014 9:35	28.74	91.2	**5.92**	0.3	SR10	4/10/2014 15:35	29.03	98.4	6.37	0.4	SR10	4/10/2014 21:35	29.01	83.5	**5.40**	1.2
SR10	4/10/2014 3:40	28.94	95.9	6.20	**12.1**	SR10	4/10/2014 9:40	28.77	90.5	**5.87**	0.4	SR10	4/10/2014 15:40	29.03	92.2	5.97	0.5	SR10	4/10/2014 21:40	29.00	77.9	**5.04**	1.5
SR10	4/10/2014 3:45	28.90	96.4	6.25	0.4	SR10	4/10/2014 9:45	28.82	93.4	6.05	0.4	SR10	4/10/2014 15:45	29.03	95.3	6.17	0.4	SR10	4/10/2014 21:45	29.00	75.4	**4.88**	0.9
SR10	4/10/2014 3:50	28.91	96.2	6.23	**10.2**	SR10	4/10/2014 9:50	28.79	93.0	6.03	0.2	SR10	4/10/2014 15:50	29.03	91.5	**5.92**	0.1	SR10	4/10/2014 21:50	29.00	77.8	**5.03**	0.8
SR10	4/10/2014 3:55	28.82	96.4	6.27	**13.1**	SR10	4/10/2014 9:55	28.78	93.7	6.08	0.4	SR10	4/10/2014 15:55	29.03	91.3	**5.91**	0.5	SR10	4/10/2014 21:55	29.00	84.5	**5.46**	0.8
SR10	4/10/2014 4:00	28.96	93.2	6.03	1.9	SR10	4/10/2014 10:00	29.06	94.2	6.09	0.3	SR10	4/10/2014 16:00	29.03	96.2	6.23	0.2	SR10	4/10/2014 22:00	28.99	83.5	**5.40**	0.7
SR10	4/10/2014 4:05	28.96	90.7	**5.86**	1.7	SR10	4/10/2014 10:05	29.20	94.1	6.07	0.2	SR10	4/10/2014 16:05	29.03	83.9	**5.43**	0.1	SR10	4/10/2014 22:05	28.99	86.2	**5.57**	0.3
SR10	4/10/2014 4:10	28.97	89.6	**5.79**	**9.1**	SR10	4/10/2014 10:10	29.21	93.4	6.02	0.4	SR10	4/10/2014 16:10	29.03	86.5	**5.60**	0.2	SR10	4/10/2014 22:10	29.00	88.2	**5.70**	0.6
SR10	4/10/2014 4:15	28.95	88.3	**5.71**	**12.7**	SR10	4/10/2014 10:15	29.19	93.2	6.00	0.6	SR10	4/10/2014 16:15	29.04	84.4	**5.46**	0.4	SR10	4/10/2014 22:15	28.99	86.5	**5.59**	0.7
SR10	4/10/2014 4:20	28.94	84.2	**5.45**	2.6	SR10	4/10/2014 10:20	29.21	92.7	5.97	0.4	SR10	4/10/2014 16:20	29.04	78.3	**5.06**	0.1	SR10	4/10/2014 22:20	28.99	84.6	**5.47**	1.0
SR10	4/10/2014 4:25	28.94	80.4	**5.19**	2.3	SR10	4/10/2014 10:25	29.14	93.3	6.02	0.2	SR10	4/10/2014 16:25	29.03	80.0	**5.17**	0.1	SR10	4/10/2014 22:25	28.99	86.5	**5.59**	0.8
SR10	4/10/2014 4:30	28.96	80.2	**5.18**	3.2	SR10	4/10/2014 10:30	29.09	94.0	6.07	0.1	SR10	4/10/2014 16:30	29.04	94.3	6.11	0.1	SR10	4/10/2014 22:30	28.98	85.5	**5.53**	1.5
SR10	4/10/2014 4:35	28.96	80.4	**5.19**	1.7	SR10	4/10/2014 10:35	29.07	93.7	6.05	0.2	SR10	4/10/2014 16:35	29.04	89.6	**5.80**	0.6	SR10	4/10/2014 22:35	28.98	86.4	**5.59**	2.1
SR10	4/10/2014 4:40	28.96	79.0	**5.10**	2.5	SR10	4/10/2014 10:40	29.03	93.4	6.04	0.6	SR10	4/10/2014 16:40	29.04	86.7	**5.61**	2.1	SR10	4/10/2014 22:40	28.98	86.3	**5.58**	1.1
SR10	4/10/2014 4:45	28.97	82.4	**5.32**	2.7	SR10	4/10/2014 10:45	28.74	95.0	6.17	0.3	SR10	4/10/2014 16:45	29.04	88.6	**5.73**	0.4	SR10	4/10/2014 22:45	28.98	86.5	**5.60**	1.2
SR10	4/10/2014 4:50	28.98	85.8	**5.54**	1.5	SR10	4/10/2014 10:50	28.76	94.6	6.15	0.2	SR10	4/10/2014 16:50	29.04	83.7	**5.41**	0.2	SR10	4/10/2014 22:50	28.98	85.6	**5.54**	1.4
SR10	4/10/2014 4:55	28.97	87.0	**5.62**	2.2	SR10	4/10/2014 10:55	28.80	91.0	**5.91**	0.4	SR10	4/10/2014 16:55	29.03	84.5	**5.47**	0.2	SR10	4/10/2014 22:55	28.98	87.2	**5.64**	0.9
SR10	4/10/2014 5:00	28.96	84.2	**5.44**	1.7	SR10	4/10/2014 11:00	28.85	88.8	**5.75**	0.1	SR10	4/10/2014 17:00	29.04	88.2	**5.71**	0.1	SR10	4/10/2014 23:00	28.98	86.6	**5.60**	1.1
SR10	4/10/2014 5:05	28.96	83.6	**5.40**	1.9	SR10	4/10/2014 11:05	28.80	92.8	6.03	0.4	SR10	4/10/2014 17:05	29.04	86.1	**5.57**	0.2	SR10	4/10/2014 23:05	28.98	85.4	**5.53**	2.0
SR10	4/10/2014 5:10	28.95	82.0	**5.30**	3.2	SR10	4/10/2014 11:10	28.71	95.1	6.19	0.4	SR10	4/10/2014 17:10	29.04	84.9	**5.50**	0.3	SR10	4/10/2014 23:10	28.98	84.8	**5.48**	3.0
SR10	4/10/2014 5:15	28.95	80.1	**5.18**	1.5	SR10	4/10/2014 11:15	28.68	96.7	6.30	0.2	SR10	4/10/2014 17:15	29.05	84.7	**5.48**	0.4	SR10	4/10/2014 23:15	28.98	85.8	**5.55**	1.2
SR10	4/10/2014 5:20	28.70	72.1	**4.70**	0.9	SR10	4/10/2014 11:20	28.71	96.4	6.27	0.2	SR10	4/10/2014 17:20	29.05	86.2	**5.58**	0.1	SR10	4/10/2014 23:20	28.98	85.3	**5.52**	1.0
SR10	4/10/2014 5:25	28.78	80.7	**5.24**	1.9	SR10	4/10/2014 11:25	28.72	96.6	6.29	0.7	SR10	4/10/2014 17:25	29.04	86.4	**5.59**	0.2	SR10	4/10/2014 23:25	28.98	85.3	**5.52**	1.4
SR10	4/10/2014 5:30	28.87	89.7	**5.81**	0.9	SR10	4/10/2014 11:30	28.75	96.0	6.24	0.1	SR10	4/10/2014 17:30	29.07	92.4	5.98	1.2	SR10	4/10/2014 23:30	28.98	85.9	**5.56**	1.9
SR10	4/10/2014 5:35	28.87	89.9	**5.83**	4.7	SR10	4/10/2014 11:35	28.77	95.0	6.17	0.3	SR10	4/10/2014 17:35	29.04	95.8	6.20	0.3	SR10	4/10/2014 23:35	28.98	86.9	**5.62**	1.4
SR10	4/10/2014 5:40	28.85	88.7	**5.76**	2.2	SR10	4/10/2014 11:40	28.78	92.5	6.01	0.3	SR10	4/10/2014 17:40	29.04	93.6	6.06	0.4	SR10	4/10/2014 23:40	28.96	88.8	**5.75**	0.8
SR10	4/10/2014 5:45	28.86	86.8	**5.63**	1.2	SR10	4/10/2014 11:45	28.80	89.4	**5.81**	0.2	SR10	4/10/2014 17:45	29.04	89.3	**5.78**	0.2	SR10	4/10/2014 23:45	28.96	88.3	**5.71**	1.0
SR10	4/10/2014 5:50	28.77	83.8	**5.45**	0.8	SR10	4/10/2014 11:50	28.84	82.1	**5.33**	0.3	SR10	4/10/2014 17:50	29.03	89.7	**5.81**	0.2	SR10	4/10/2014 23:50	28.96	87.5	**5.66**	0.6
SR10	4/10/2014 5:55	28.79	84.0	**5.46**	0.4	SR10	4/10/2014 11:55	28.86	80.0	**5.19**	0.3	SR10	4/10/2014 17:55	29.03	89.3	**5.79**	0.7	SR10	4/10/2014 23:55	28.85	85.2	**5.53**	0.4

Station	Timestamp	Temp (° C)	DO (%)	DO (mg/L)	Tur (NTU)	Station	Timestamp	Temp (° C)	DO (%)	DO (mg/L)	Tur (NTU)	Station	Timestamp	Temp (° C)	DO (%)	DO (mg/L)	Tur (NTU)	Station	Timestamp	Temp (°C)	DO (%)	DO (mg/L)	Tur (NTU)
SR11	4/10/2014 0:00	29.26	80.9	**5.25**	0.2	SR11	4/10/2014 6:00	29.01	75.6	**4.95**	0.2	SR11	4/10/2014 12:00	28.90	83.6	**5.49**	0.3	SR11	4/10/2014 18:00	29.04	95.9	6.27	0.3
SR11	4/10/2014 0:05	29.22	78.5	**5.11**	0.3	SR11	4/10/2014 6:05	28.99	74.2	**4.86**	0.4	SR11	4/10/2014 12:05	28.89	82.9	**5.45**	0.2	SR11	4/10/2014 18:05	29.13	95.7	6.25	0.3
SR11	4/10/2014 0:10	29.22	80.7	**5.25**	0.2	SR11	4/10/2014 6:10	28.92	72.2	**4.74**	0.1	SR11	4/10/2014 12:10	28.92	84.8	**5.56**	0.3	SR11	4/10/2014 18:10	29.16	100.0	6.51	0.3
SR11	4/10/2014 0:15	29.19	83.7	**5.44**	0.3	SR11	4/10/2014 6:15	28.84	74.4	**4.89**	0.2	SR11	4/10/2014 12:15	28.95	86.5	**5.67**	0.1	SR11	4/10/2014 18:15	29.13	97.2	6.33	0.1
SR11	4/10/2014 0:20	29.19	78.7	**5.12**	0.3	SR11	4/10/2014 6:20	28.93	76.6	**5.02**	0.3	SR11	4/10/2014 12:20	28.95	86.4	**5.67**	0.4	SR11	4/10/2014 18:20	29.12	98.2	6.40	0.2
SR11	4/10/2014 0:25	29.21	80.9	**5.25**	0.4	SR11	4/10/2014 6:25	28.88	76.1	**5.00**	0.2	SR11	4/10/2014 12:25	28.99	88.6	**5.81**	0.3	SR11	4/10/2014 18:25	29.18	101.6	6.61	0.2
SR11	4/10/2014 0:30	29.18	77.6	**5.05**	0.4	SR11	4/10/2014 6:30	28.87	76.8	**5.04**	0.5	SR11	4/10/2014 12:30	29.10	89.5	**5.84**	0.1	SR11	4/10/2014 18:30	29.06	94.5	6.17	0.5
SR11	4/10/2014 0:35	29.15	71.3	**4.64**	0.6	SR11	4/10/2014 6:35	28.63	78.9	**5.22**	0.1	SR11	4/10/2014 12:35	29.10	89.7	**5.85**	0.1	SR11	4/10/2014 18:35	29.07	92.5	6.05	0.1
SR11	4/10/2014 0:40	29.14	83.4	**5.43**	0.3	SR11	4/10/2014 6:40	28.58	82.9	**5.49**	0.1	SR11	4/10/2014 12:40	29.08	91.6	5.99	0.7	SR11	4/10/2014 18:40	29.10	94.7	6.18	0.3
SR11	4/10/2014 0:45	29.10	87.1	**5.68**	0.1	SR11	4/10/2014 6:45	28.59	83.3	**5.51**	0.1	SR11	4/10/2014 12:45	28.96	88.9	**5.83**	0.2	SR11	4/10/2014 18:45	29.10	96.0	6.27	0.2
SR11	4/10/2014 0:50	29.09	88.8	**5.80**	0.1	SR11	4/10/2014 6:50	28.55	81.0	**5.36**	0.1	SR11	4/10/2014 12:50	29.09	94.0	6.13	0.1	SR11	4/10/2014 18:50	29.10	94.7	6.18	0.1
SR11	4/10/2014 0:55	29.12	87.6	**5.71**	0.2	SR11	4/10/2014 6:55	28.52	80.1	**5.32**	0.3	SR11	4/10/2014 12:55	29.08	93.1	6.08	0.1	SR11	4/10/2014 18:55	29.00	89.2	**5.84**	0.2
SR11	4/10/2014 1:00	29.09	76.1	**4.96**	0.2	SR11	4/10/2014 7:00	28.59	75.3	**4.98**	0.2	SR11	4/10/2014 13:00	29.07	92.4	6.03	0.1	SR11	4/10/2014 19:00	29.05	95.2	6.23	2.1
SR11	4/10/2014 1:05	29.13	89.7	**5.85**	0.3	SR11	4/10/2014 7:05	28.67	75.1	**4.96**	0.1	SR11	4/10/2014 13:05	29.03	91.1	**5.95**	0.2	SR11	4/10/2014 19:05	29.12	95.9	6.25	0.1
SR11	4/10/2014 1:10	29.09	88.3	**5.77**	0.3	SR11	4/10/2014 7:10	28.75	74.1	**4.88**	0.5	SR11	4/10/2014 13:10	29.07	94.9	6.19	0.1	SR11	4/10/2014 19:10	29.12	91.7	5.97	0.1
SR11	4/10/2014 1:15	29.08	88.7	**5.79**	0.3	SR11	4/10/2014 7:15	28.72	73.2	**4.82**	0.4	SR11	4/10/2014 13:15	29.01	96.1	6.27	0.3	SR11	4/10/2014 19:15	29.13	88.7	**5.78**	0.1
SR11	4/10/2014 1:20	29.09	86.2	**5.63**	0.4	SR11	4/10/2014 7:20	28.75	73.0	**4.81**	0.3	SR11	4/10/2014 13:20	28.87	86.6	**5.68**	0.2	SR11	4/10/2014 19:20	29.09	79.7	**5.20**	0.1
SR11	4/10/2014 1:25	29.05	77.6	**5.06**	0.2	SR11	4/10/2014 7:25	28.67	72.7	**4.80**	0.3	SR11	4/10/2014 13:25	28.88	81.8	**5.37**	0.1	SR11	4/10/2014 19:25	29.10	78.0	**5.09**	0.3
SR11	4/10/2014 1:30	29.07	86.7	**5.65**	0.3	SR11	4/10/2014 7:30	28.69	73.0	**4.82**	0.3	SR11	4/10/2014 13:30	28.93	86.4	**5.67**	0.3	SR11	4/10/2014 19:30	28.97	82.6	**5.41**	0.1
SR11	4/10/2014 1:35	29.06	87.7	**5.73**	0.2	SR11	4/10/2014 7:35	28.70	78.8	**5.20**	0.7	SR11	4/10/2014 13:35	28.83	82.4	**5.42**	0.1	SR11	4/10/2014 19:35	29.11	90.7	**5.91**	0.2
SR11	4/10/2014 1:40	29.04	85.0	**5.55**	0.3	SR11	4/10/2014 7:40	28.52	76.7	**5.08**	0.4	SR11	4/10/2014 13:40	28.91	88.4	**5.80**	0.1	SR11	4/10/2014 19:40	29.12	85.9	**5.60**	0.2
SR11	4/10/2014 1:45	29.01	87.2	**5.70**	0.2	SR11	4/10/2014 7:45	28.61	82.9	**5.48**	0.1	SR11	4/10/2014 13:45	28.86	82.3	**5.41**	0.1	SR11	4/10/2014 19:45	29.05	83.6	**5.47**	0.3
SR11	4/10/2014 1:50	28.82	89.7	**5.90**	0.9	SR11	4/10/2014 7:50	28.53	78.2	**5.18**	0.4	SR11	4/10/2014 13:50	28.84	79.2	**5.21**	0.4	SR11	4/10/2014 19:50	29.11	82.6	**5.38**	0.6
SR11	4/10/2014 1:55	28.85	90.2	**5.92**	0.5	SR11	4/10/2014 7:55	28.41	85.1	**5.66**	0.4	SR11	4/10/2014 13:55	28.92	87.7	**5.75**	0.1	SR11	4/10/2014 19:55	29.05	81.9	**5.36**	0.1
SR11	4/10/2014 2:00	28.87	91.6	6.01	0.4	SR11	4/10/2014 8:00	28.28	85.0	**5.67**	0.3	SR11	4/10/2014 14:00	28.91	85.6	**5.61**	0.3	SR11	4/10/2014 20:00	29.05	78.9	**5.15**	0.1
SR11	4/10/2014 2:05	28.84	91.6	6.02	0.5	SR11	4/10/2014 8:05	28.28	89.2	**5.94**	0.2	SR11	4/10/2014 14:05	28.89	85.2	**5.59**	0.1	SR11	4/10/2014 20:05	29.09	79.0	**5.15**	0.1
SR11	4/10/2014 2:10	28.88	91.7	6.02	0.5	SR11	4/10/2014 8:10	28.26	90.1	6.00	0.2	SR11	4/10/2014 14:10	28.86	77.1	**5.07**	0.1	SR11	4/10/2014 20:10	29.10	70.2	**4.58**	0.3
SR11	4/10/2014 2:15	28.85	91.6	6.02	0.4	SR11	4/10/2014 8:15	28.48	89.2	**5.91**	0.7	SR11	4/10/2014 14:15	28.89	78.7	**5.17**	0.3	SR11	4/10/2014 20:15	29.09	70.6	**4.60**	0.2
SR11	4/10/2014 2:20	28.87	92.1	6.04	0.4	SR11	4/10/2014 8:20	28.51	88.9	**5.90**	0.2	SR11	4/10/2014 14:20	28.93	84.6	**5.55**	0.3	SR11	4/10/2014 20:20	29.12	76.4	**4.97**	0.5
SR11	4/10/2014 2:25	28.86	91.6	6.02	0.6	SR11	4/10/2014 8:25	28.49	89.6	**5.94**	0.2	SR11	4/10/2014 14:25	28.91	85.8	**5.64**	0.2	SR11	4/10/2014 20:25	29.10	66.0	**4.31**	0.4
SR11	4/10/2014 2:30	28.91	90.6	**5.94**	0.3	SR11	4/10/2014 8:30	28.53	89.6	**5.94**	0.1	SR11	4/10/2014 14:30	28.85	79.1	**5.21**	0.1	SR11	4/10/2014 20:30	29.08	65.9	**4.30**	0.2
SR11	4/10/2014 2:35	28.95	93.2	6.10	0.5	SR11	4/10/2014 8:35	28.51	90.5	6.00	0.2	SR11	4/10/2014 14:35	28.87	77.8	**5.12**	0.2	SR11	4/10/2014 20:35	29.12	65.4	**4.26**	0.8
SR11	4/10/2014 2:40	28.97	92.6	6.06	0.3	SR11	4/10/2014 8:40	28.62	89.2	**5.90**	0.1	SR11	4/10/2014 14:40	28.86	80.5	**5.30**	0.3	SR11	4/10/2014 20:40	29.09	66.6	**4.34**	0.3
SR11	4/10/2014 2:45	28.97	91.4	5.98	0.3	SR11	4/10/2014 8:45	28.64	88.7	**5.87**	0.2	SR11	4/10/2014 14:45	28.91	84.3	**5.55**	0.2	SR11	4/10/2014 20:45	29.02	67.5	**4.42**	0.2
SR11	4/10/2014 2:50	28.97	85.7	**5.61**	0.3	SR11	4/10/2014 8:50	28.62	89.1	**5.89**	0.5	SR11	4/10/2014 14:50	29.01	96.4	6.32	0.2	SR11	4/10/2014 20:50	29.09	66.8	**4.35**	0.2
SR11	4/10/2014 2:55	29.01	86.9	**5.68**	0.4	SR11	4/10/2014 8:55	28.68	87.9	**5.80**	0.2	SR11	4/10/2014 14:55	28.92	82.1	**5.40**	0.2	SR11	4/10/2014 20:55	29.08	71.9	**4.68**	0.2
SR11	4/10/2014 3:00	28.92	89.5	**5.86**	0.2	SR11	4/10/2014 9:00	28.60	88.9	**5.88**	0.5	SR11	4/10/2014 15:00	29.00	85.4	**5.60**	0.1	SR11	4/10/2014 21:00	29.09	71.2	**4.64**	0.1
SR11	4/10/2014 3:05	29.02	84.0	**5.49**	0.3	SR11	4/10/2014 9:05	28.60	86.9	**5.75**	0.1	SR11	4/10/2014 15:05	28.91	82.7	**5.44**	0.3	SR11	4/10/2014 21:05	29.09	74.4	**4.85**	0.3
SR11	4/10/2014 3:10	29.03	84.1	**5.49**	0.3	SR11	4/10/2014 9:10	28.61	86.6	**5.73**	0.2	SR11	4/10/2014 15:10	29.06	88.6	**5.78**	0.3	SR11	4/10/2014 21:10	29.08	72.9	**4.76**	0.3
SR11	4/10/2014 3:15	29.03	89.9	**5.88**	0.2	SR11	4/10/2014 9:15	28.66	85.9	**5.67**	0.5	SR11	4/10/2014 15:15	29.04	94.0	6.15	0.1	SR11	4/10/2014 21:15	29.09	76.1	**4.96**	0.1
SR11	4/10/2014 3:20	28.98	91.6	5.99	0.1	SR11	4/10/2014 9:20	28.64	74.8	**4.94**	0.1	SR11	4/10/2014 15:20	28.99	86.8	**5.69**	0.1	SR11	4/10/2014 21:20	29.07	76.6	**5.00**	0.3
SR11	4/10/2014 3:25	28.99	90.2	**5.90**	0.1	SR11	4/10/2014 9:25	28.63	70.6	**4.66**	0.2	SR11	4/10/2014 15:25	28.96	81.8	**5.36**	0.3	SR11	4/10/2014 21:25	29.10	76.1	**4.97**	0.1
SR11	4/10/2014 3:30	29.00	82.4	**5.39**	0.2	SR11	4/10/2014 9:30	28.70	68.9	**4.54**	0.5	SR11	4/10/2014 15:30	29.01	93.4	6.12	0.2	SR11	4/10/2014 21:30	29.06	75.0	**4.90**	0.2
SR11	4/10/2014 3:35	29.02	79.8	**5.21**	0.4	SR11	4/10/2014 9:35	28.81	72.1	**4.73**	0.1	SR11	4/10/2014 15:35	28.98	90.8	**5.96**	0.3	SR11	4/10/2014 21:35	29.07	73.2	**4.78**	0.1
SR11	4/10/2014 3:40	29.00	78.9	**5.16**	0.3	SR11	4/10/2014 9:40	28.95	79.3	**5.19**	0.2	SR11	4/10/2014 15:40	29.06	91.1	**5.96**	0.1	SR11	4/10/2014 21:40	29.08	74.6	**4.86**	0.4
SR11	4/10/2014 3:45	28.94	82.0	**5.36**	0.1	SR11	4/10/2014 9:45	28.87	78.8	**5.16**	0.3	SR11	4/10/2014 15:45	29.03	89.4	**5.86**	0.1	SR11	4/10/2014 21:45	29.08	78.1	**5.08**	0.1
SR11	4/10/2014 3:50	28.97	84.3	**5.51**	0.3	SR11	4/10/2014 9:50	28.74	68.2	**4.48**	0.3	SR11	4/10/2014 15:50	29.06	90.8	**5.94**	0.1	SR11	4/10/2014 21:50	29.07	75.9	**4.95**	0.2
SR11	4/10/2014 3:55	28.99	79.1	**5.17**	0.2	SR11	4/10/2014 9:55	28.76	66.0	**4.33**	0.2	SR11	4/10/2014 15:55	29.08	88.4	**5.78**	0.3	SR11	4/10/2014 21:55	29.11	75.8	**4.93**	0.4
SR11	4/10/2014 4:00	28.95	85.3	**5.58**	0.3	SR11	4/10/2014 10:00	28.71	67.5	**4.44**	0.1	SR11	4/10/2014 16:00	29.01	85.1	**5.56**	0.3	SR11	4/10/2014 22:00	29.08	75.3	**4.90**	0.4
SR11	4/10/2014 4:05	28.90	90.8	**5.94**	0.2	SR11	4/10/2014 10:05	28.84	71.3	**4.67**	0.1	SR11	4/10/2014 16:05	29.07	90.3	**5.91**	0.2	SR11	4/10/2014 22:05	29.09	74.5	**4.86**	0.7
SR11	4/10/2014 4:10	28.95	83.3	**5.45**	0.1	SR11	4/10/2014 10:10	28.70	70.8	**4.65**	0.1	SR11	4/10/2014 16:10	29.09	99.1	6.49	0.3	SR11	4/10/2014 22:10	29.08	76.7	**5.00**	0.1
SR11	4/10/2014 4:15	28.93	87.1	**5.70**	0.2	SR11	4/10/2014 10:15	28.89	72.8	**4.76**	0.3	SR11	4/10/2014 16:15	29.08	93.5	6.10	0.2	SR11	4/10/2014 22:15	29.09	77.6	**5.05**	0.1
SR11	4/10/2014 4:20	28.93	86.4	**5.65**	0.3	SR11	4/10/2014 10:20	28.72	72.3	**4.76**	0.2	SR11	4/10/2014 16:20	29.10	93.8	6.11	0.9	SR11	4/10/2014 22:20	29.12	81.6	**5.31**	0.3
SR11	4/10/2014 4:25	28.94	79.3	**5.19**	0.2	SR11	4/10/2014 10:25	28.82	72.9	**4.78**	0.2	SR11	4/10/2014 16:25	29.05	88.6	**5.79**	0.2	SR11	4/10/2014 22:25	29.07	76.7	**5.00**	0.7
SR11	4/10/2014 4:30	28.89	87.3	**5.72**	0.3	SR11	4/10/2014 10:30	28.84	67.7	**4.43**	0.2	SR11	4/10/2014 16:30	29.11	90.8	**5.91**	0.3	SR11	4/10/2014 22:30	29.06	74.8	**4.87**	0.5
SR11	4/10/2014 4:35	28.90	81.6	**5.35**	0.1	SR11	4/10/2014 10:35	28.83	70.3	**4.60**	0.2	SR11	4/10/2014 16:35	29.07	86.7	**5.67**	0.1	SR11	4/10/2014 22:35	29.09	78.2	**5.08**	0.3
SR11	4/10/2014 4:40	28.90	81.3	**5.33**	0.1	SR11	4/10/2014 10:40	28.84	68.6	**4.49**	0.2	SR11	4/10/2014 16:40	29.11	91.4	**5.95**	0.1	SR11	4/10/2014 22:40	29.06	74.5	**4.85**	0.5
SR11	4/10/2014 4:45	28.90	81.3	**5.33**	0.1	SR11	4/10/2014 10:45	28.81	67.2	**4.40**	0.3	SR11	4/10/2014 16:45	29.16	105.5	6.86	0.1	SR11	4/10/2014 22:45	29.09	74.9	**4.88**	0.3
SR11	4/10/2014 4:50	28.92	79.3	**5.19**	0.1	SR11	4/10/2014 10:50	28.97	75.4	**4.92**	0.2	SR11	4/10/2014 16:50	29.14	100.0	6.53	0.3	SR11	4/10/2014 22:50	29.10	74.8	**4.87**	0.5
SR11	4/10/2014 4:55	28.90	76.3	**5.00**	0.1	SR11	4/10/2014 10:55	29.21	81.7	**5.30**	0.4	SR11	4/10/2014 16:55	29.15	100.9	6.58	0.2	SR11	4/10/2014 22:55	29.05	73.3	**4.78**	0.2
SR11	4/10/2014 5:00	28.88	75.7	**4.96**	0.1	SR11	4/10/2014 11:00	29.20	79.7	**5.15**	0.6	SR11	4/10/2014 17:00	29.17	100.3	6.52	0.3	SR11	4/10/2014 23:00	29.11	78.7	**5.12**	0.2
SR11	4/10/2014 5:05	28.88	74.7	**4.90**	0.3	SR11	4/10/2014 11:05	29.15	77.4	**5.02**	0.9	SR11	4/10/2014 17:05	29.14	97.6	6.35	0.1	SR11	4/10/2014 23:05	29.09	74.8	**4.87**	0.5
SR11	4/10/2014 5:10	28.87	74.2	**4.86**	0.3	SR11	4/10/2014 11:10	28.60	75.1	**4.95**	0.1	SR11	4/10/2014 17:10	29.17	105.2	6.84	0.4	SR11	4/10/2014 23:10	29.09	77.9	**5.07**	0.2
SR11	4/10/2014 5:15	28.90	76.3	**5.00**	0.3	SR11	4/10/2014 11:15	28.65	78.1	**5.14**	0.3	SR11	4/10/2014 17:15	29.03	83.9	**5.49**	0.2	SR11	4/10/2014 23:15	29.09	77.1	**5.02**	0.3
SR11	4/10/2014 5:20	28.92	78.9	**5.16**	0.1	SR11	4/10/2014 11:20	28.87	83.0	**5.44**	0.1	SR11	4/10/2014 17:20	29.16	103.2	6.72	0.3	SR11	4/10/2014 23:20	29.08	71.1	**4.62**	0.9
SR11	4/10/2014 5:25	28.99	84.8	**5.55**	0.1	SR11	4/10/2014 11:25	28.83	86.0	**5.64**	0.3	SR11	4/10/2014 17:25	29.03	86.6	**5.67**	0.2	SR11	4/10/2014 23:25	29.12	82.5	**5.37**	0.2
SR11	4/10/2014 5:30	29.07	84.6	**5.52**	0.1	SR11	4/10/2014 11:30	28.90	86.5	**5.66**	0.3	SR11	4/10/2014 17:30	29.03	89.6	**5.87**	0.1	SR11	4/10/2014 23:30	29.11	81.9	**5.33**	0.5
SR11	4/10/2014 5:35	29.03	83.9	**5.48**	0.2	SR11	4/10/2014 11:35	29.02	84.5	**5.52**	0.4	SR11	4/10/2014 17:35	29.02	95.2	6.24	0.1	SR11	4/10/2014 23:35	29.09	77.5	**5.03**	0.2
SR11	4/10/2014 5:40	28.92	75.7	**4.97**	0.2	SR11	4/10/2014 11:40	29.01	84.7	**5.54**	0.5	SR11	4/10/2014 17:40	28.99	95.1	6.23	0.1	SR11	4/10/2014 23:40	29.07	70.7	**4.60**	1.0
SR11	4/10/2014 5:45	28.99	83.0	**5.44**	0.1	SR11	4/10/2014 11:45	28.91	83.8	**5.50**	0.1	SR11	4/10/2014 17:45	28.92	98.4	6.46	0.2	SR11	4/10/2014 23:45	29.10	73.4	**4.77**	0.4
SR11	4/10/2014 5:50	29.00	78.3	**5.12**	0.2	SR11	4/10/2014 11:50	28.90	82.8	**5.43**	0.5	SR11	4/10/2014 17:50	29.04	96.7	6.32	1.8	SR11	4/10/2014 23:50	29.08	74.3	**4.83**	0.5
SR11	4/10/2014 5:55	29.11	75.7	**4.94**	0.3	SR11	4/10/2014 11:55	28.75	84.2	**5.55**	0.3	SR11	4/10/2014 17:55	29.14	97.3	6.33	0.3	SR11	4/10/2014 23:55	29.10	75.0	**4.88**	0.9

Station	Timestamp	Temp (° C)	DO (%)	DO (mg/L)	Tur (NTU)	Station	Timestamp	Temp (° C)	DO (%)	DO (mg/L)	Tur (NTU)	Station	Timestamp	Temp (° C)	DO (%)	DO (mg/L)	Tur (NTU)	Station	Timestamp	Temp (°C)	DO (%)	DO (mg/L)	Tur (NTU)
SR12	4/10/2014 0:01	29.39	63.1	4.10	2.3	SR12	4/10/2014 6:01	29.11	60.4	3.92	2.4	SR12	4/10/2014 12:01	29.27	72.8	4.73	4.0	SR12	4/10/2014 18:01	29.19	63.3	4.09	6.2
SR12	4/10/2014 0:06	29.39	64.8	4.22	2.4	SR12	4/10/2014 6:06	29.13	62.7	4.08	2.6	SR12	4/10/2014 12:06	29.28	72.7	4.73	3.8	SR12	4/10/2014 18:06	29.14	66.7	4.32	5.7
SR12	4/10/2014 0:11	29.38	65.6	4.27	3.4	SR12	4/10/2014 6:11	29.13	61.4	3.99	2.3	SR12	4/10/2014 12:11	29.27	71.7	4.65	3.9	SR12	4/10/2014 18:11	29.16	65.6	4.24	6.5
SR12	4/10/2014 0:16	29.39	64.6	4.20	2.7	SR12	4/10/2014 6:16	29.23	57.3	3.71	2.9	SR12	4/10/2014 12:16	29.29	73.5	4.78	3.8	SR12	4/10/2014 18:16	29.16	65.4	4.23	6.5
SR12	4/10/2014 0:21	29.29	69.2	4.52	2.3	SR12	4/10/2014 6:21	29.24	58.4	3.77	2.9	SR12	4/10/2014 12:21	29.29	73.7	4.79	4.2	SR12	4/10/2014 18:21	29.17	63.9	4.13	6.0
SR12	4/10/2014 0:26	29.39	67.3	4.38	2.7	SR12	4/10/2014 6:26	29.20	62.3	4.04	3.2	SR12	4/10/2014 12:26	29.31	73.9	4.81	3.5	SR12	4/10/2014 18:26	29.18	64.3	4.16	5.9
SR12	4/10/2014 0:31	29.39	67.0	4.35	3.0	SR12	4/10/2014 6:31	29.18	60.1	3.90	2.6	SR12	4/10/2014 12:31	29.31	74.5	4.85	3.4	SR12	4/10/2014 18:31	29.18	63.1	4.08	6.8
SR12	4/10/2014 0:36	29.35	67.1	4.37	2.3	SR12	4/10/2014 6:36	29.15	62.5	4.06	2.6	SR12	4/10/2014 12:36	29.30	74.2	4.83	3.3	SR12	4/10/2014 18:36	29.18	63.5	4.10	7.0
SR12	4/10/2014 0:41	29.36	65.1	4.23	2.6	SR12	4/10/2014 6:41	29.17	62.9	4.08	2.6	SR12	4/10/2014 12:41	29.30	74.1	4.82	3.6	SR12	4/10/2014 18:41	29.18	63.1	4.07	6.8
SR12	4/10/2014 0:46	29.36	65.0	4.22	2.3	SR12	4/10/2014 6:46	29.14	63.5	4.12	2.6	SR12	4/10/2014 12:46	29.30	72.9	4.74	4.2	SR12	4/10/2014 18:46	29.16	64.2	4.15	7.0
SR12	4/10/2014 0:51	29.37	63.3	4.11	2.8	SR12	4/10/2014 6:51	29.08	64.1	4.17	2.3	SR12	4/10/2014 12:51	29.30	74.5	4.85	5.2	SR12	4/10/2014 18:51	29.15	65.0	4.20	6.5
SR12	4/10/2014 0:56	29.35	64.0	4.16	2.7	SR12	4/10/2014 6:56	29.04	63.2	4.12	2.4	SR12	4/10/2014 12:56	29.30	74.7	4.86	3.3	SR12	4/10/2014 18:56	29.14	65.3	4.22	7.3
SR12	4/10/2014 1:01	29.33	63.2	4.10	3.2	SR12	4/10/2014 7:01	29.10	60.7	3.95	2.5	SR12	4/10/2014 13:01	29.30	75.7	4.93	3.3	SR12	4/10/2014 19:01	29.16	64.0	4.14	7.6
SR12	4/10/2014 1:06	29.29	63.6	4.12	3.4	SR12	4/10/2014 7:06	29.12	60.5	3.93	2.4	SR12	4/10/2014 13:06	29.30	75.6	4.93	3.5	SR12	4/10/2014 19:06	29.16	63.4	4.09	7.3
SR12	4/10/2014 1:11	29.27	63.2	4.10	3.3	SR12	4/10/2014 7:11	29.18	59.4	3.85	5.4	SR12	4/10/2014 13:11	29.30	75.4	4.91	2.9	SR12	4/10/2014 19:11	29.16	63.9	4.13	7.0
SR12	4/10/2014 1:16	29.29	62.9	4.08	3.5	SR12	4/10/2014 7:16	29.15	60.2	3.91	3.9	SR12	4/10/2014 13:16	29.30	76.1	4.96	3.0	SR12	4/10/2014 19:16	29.16	63.3	4.09	6.5
SR12	4/10/2014 1:21	29.26	63.1	4.10	3.2	SR12	4/10/2014 7:21	29.15	58.9	3.82	3.4	SR12	4/10/2014 13:21	29.30	75.2	4.90	2.8	SR12	4/10/2014 19:21	29.16	61.3	3.96	6.1
SR12	4/10/2014 1:26	29.27	62.5	4.05	3.6	SR12	4/10/2014 7:26	29.14	59.9	3.89	3.3	SR12	4/10/2014 13:26	29.30	75.7	4.94	2.9	SR12	4/10/2014 19:26	29.11	61.6	3.99	4.4
SR12	4/10/2014 1:31	29.26	61.9	4.02	3.3	SR12	4/10/2014 7:31	29.13	60.6	3.94	2.8	SR12	4/10/2014 13:31	29.29	75.9	4.95	3.1	SR12	4/10/2014 19:31	29.14	62.1	4.01	4.7
SR12	4/10/2014 1:36	29.26	62.4	4.04	4.0	SR12	4/10/2014 7:36	29.18	58.7	3.81	4.2	SR12	4/10/2014 13:36	29.29	76.5	4.99	2.8	SR12	4/10/2014 19:36	29.16	61.8	3.99	4.8
SR12	4/10/2014 1:41	29.23	63.0	4.09	3.6	SR12	4/10/2014 7:41	29.15	60.9	3.96	3.3	SR12	4/10/2014 13:41	29.28	76.8	5.01	2.7	SR12	4/10/2014 19:41	29.18	62.0	4.01	5.7
SR12	4/10/2014 1:46	29.24	62.8	4.07	3.8	SR12	4/10/2014 7:46	29.17	59.2	3.84	3.7	SR12	4/10/2014 13:46	29.29	75.2	4.90	2.9	SR12	4/10/2014 19:46	29.17	61.7	3.98	5.3
SR12	4/10/2014 1:51	29.23	62.3	4.04	3.8	SR12	4/10/2014 7:51	29.17	59.3	3.85	3.1	SR12	4/10/2014 13:51	29.29	75.3	4.91	2.4	SR12	4/10/2014 19:51	29.18	61.2	3.95	6.1
SR12	4/10/2014 1:56	29.25	61.9	4.01	4.3	SR12	4/10/2014 7:56	29.18	59.3	3.85	3.7	SR12	4/10/2014 13:56	29.26	76.6	5.00	2.5	SR12	4/10/2014 19:56	29.17	60.4	3.89	7.5
SR12	4/10/2014 2:01	29.25	61.2	3.96	3.9	SR12	4/10/2014 8:01	29.20	58.9	3.81	4.4	SR12	4/10/2014 14:01	29.27	76.9	5.02	3.6	SR12	4/10/2014 20:01	29.14	62.5	4.04	3.8
SR12	4/10/2014 2:06	29.26	60.6	3.92	4.2	SR12	4/10/2014 8:06	29.19	59.1	3.83	4.0	SR12	4/10/2014 14:06	29.28	76.0	4.96	2.6	SR12	4/10/2014 20:06	29.16	60.9	3.93	4.6
SR12	4/10/2014 2:11	29.20	61.9	4.02	3.8	SR12	4/10/2014 8:11	29.20	60.0	3.89	5.8	SR12	4/10/2014 14:11	29.29	75.3	4.91	2.4	SR12	4/10/2014 20:11	29.14	60.7	3.93	4.0
SR12	4/10/2014 2:16	29.26	60.7	3.93	4.4	SR12	4/10/2014 8:16	29.21	60.4	3.91	7.0	SR12	4/10/2014 14:16	29.28	76.4	4.99	2.4	SR12	4/10/2014 20:16	29.13	61.4	3.97	4.5
SR12	4/10/2014 2:21	29.23	60.6	3.92	4.0	SR12	4/10/2014 8:21	29.23	59.1	3.82	6.5	SR12	4/10/2014 14:21	29.28	73.9	4.82	2.6	SR12	4/10/2014 20:21	29.10	66.2	4.29	4.8
SR12	4/10/2014 2:26	29.23	61.1	3.96	4.6	SR12	4/10/2014 8:26	29.21	60.8	3.94	4.1	SR12	4/10/2014 14:26	29.29	74.4	4.85	2.6	SR12	4/10/2014 20:26	29.05	69.2	4.51	3.7
SR12	4/10/2014 2:31	29.25	60.2	3.89	4.4	SR12	4/10/2014 8:31	29.22	60.2	3.90	5.6	SR12	4/10/2014 14:31	29.29	72.9	4.75	2.3	SR12	4/10/2014 20:31	29.08	70.5	4.60	3.2
SR12	4/10/2014 2:36	29.25	59.9	3.87	4.6	SR12	4/10/2014 8:36	29.22	60.6	3.93	4.3	SR12	4/10/2014 14:36	29.30	73.3	4.78	2.7	SR12	4/10/2014 20:36	29.08	69.5	4.53	3.4
SR12	4/10/2014 2:41	29.26	58.2	3.76	4.8	SR12	4/10/2014 8:41	29.22	59.7	3.86	5.5	SR12	4/10/2014 14:41	29.24	77.5	5.06	2.3	SR12	4/10/2014 20:41	29.09	68.9	4.49	3.6
SR12	4/10/2014 2:46	29.27	58.2	3.75	5.2	SR12	4/10/2014 8:46	29.23	59.7	3.86	4.7	SR12	4/10/2014 14:46	29.29	70.3	4.58	2.6	SR12	4/10/2014 20:46	29.09	72.0	4.69	3.0
SR12	4/10/2014 2:51	29.19	60.9	3.95	3.6	SR12	4/10/2014 8:51	29.24	61.9	4.00	4.4	SR12	4/10/2014 14:51	29.28	70.0	4.56	2.7	SR12	4/10/2014 20:51	29.11	72.5	4.73	3.2
SR12	4/10/2014 2:56	29.21	61.1	3.95	3.6	SR12	4/10/2014 8:56	29.25	61.2	3.96	5.0	SR12	4/10/2014 14:56	29.26	75.8	4.94	2.9	SR12	4/10/2014 20:56	29.13	71.6	4.67	3.2
SR12	4/10/2014 3:01	29.22	59.2	3.83	3.6	SR12	4/10/2014 9:01	29.25	60.6	3.92	5.2	SR12	4/10/2014 15:01	29.25	77.4	5.05	2.3	SR12	4/10/2014 21:01	29.13	71.3	4.65	3.5
SR12	4/10/2014 3:06	29.24	59.9	3.88	3.9	SR12	4/10/2014 9:06	29.24	59.6	3.85	6.5	SR12	4/10/2014 15:06	29.23	76.9	5.02	2.4	SR12	4/10/2014 21:06	29.13	71.2	4.64	3.2
SR12	4/10/2014 3:11	29.28	62.1	4.02	3.6	SR12	4/10/2014 9:11	29.24	62.8	4.06	4.8	SR12	4/10/2014 15:11	29.23	73.8	4.82	2.3	SR12	4/10/2014 21:11	29.15	71.4	4.65	3.3
SR12	4/10/2014 3:16	29.27	59.1	3.82	4.1	SR12	4/10/2014 9:16	29.24	62.4	4.04	6.0	SR12	4/10/2014 15:16	29.27	72.1	4.69	2.8	SR12	4/10/2014 21:16	29.16	70.1	4.56	4.0
SR12	4/10/2014 3:21	29.28	59.5	3.85	3.9	SR12	4/10/2014 9:21	29.24	61.4	3.97	6.5	SR12	4/10/2014 15:21	29.26	73.3	4.78	2.2	SR12	4/10/2014 21:21	29.14	71.5	4.65	3.5
SR12	4/10/2014 3:26	29.28	59.7	3.86	8.8	SR12	4/10/2014 9:26	29.24	62.6	4.05	6.9	SR12	4/10/2014 15:26	29.26	73.3	4.77	2.4	SR12	4/10/2014 21:26	29.15	70.5	4.59	3.4
SR12	4/10/2014 3:31	29.29	59.5	3.85	4.6	SR12	4/10/2014 9:31	29.24	61.9	4.00	6.3	SR12	4/10/2014 15:31	29.27	72.5	4.72	2.2	SR12	4/10/2014 21:31	29.12	71.3	4.65	3.2
SR12	4/10/2014 3:36	29.28	57.9	3.75	4.2	SR12	4/10/2014 9:36	29.24	62.3	4.03	7.6	SR12	4/10/2014 15:36	29.28	71.3	4.64	2.3	SR12	4/10/2014 21:36	29.15	70.5	4.59	3.9
SR12	4/10/2014 3:41	29.28	58.3	3.77	3.6	SR12	4/10/2014 9:41	29.25	62.8	4.06	6.9	SR12	4/10/2014 15:41	29.26	67.6	4.39	3.8	SR12	4/10/2014 21:41	29.15	69.9	4.55	3.7
SR12	4/10/2014 3:46	29.27	57.0	3.68	4.3	SR12	4/10/2014 9:46	29.25	63.7	4.12	7.1	SR12	4/10/2014 15:46	29.27	71.2	4.63	2.3	SR12	4/10/2014 21:46	29.15	70.8	4.61	3.4
SR12	4/10/2014 3:51	29.28	59.1	3.82	3.4	SR12	4/10/2014 9:51	29.25	64.5	4.17	7.4	SR12	4/10/2014 15:51	29.25	68.6	4.45	3.4	SR12	4/10/2014 21:51	29.15	69.9	4.55	3.2
SR12	4/10/2014 3:56	29.27	58.5	3.78	4.0	SR12	4/10/2014 9:56	29.25	64.1	4.14	7.1	SR12	4/10/2014 15:56	29.24	66.4	4.30	5.3	SR12	4/10/2014 21:56	29.14	70.8	4.61	3.5
SR12	4/10/2014 4:01	29.25	59.0	3.81	3.9	SR12	4/10/2014 10:01	29.25	64.2	4.15	8.7	SR12	4/10/2014 16:01	29.24	67.0	4.34	4.1	SR12	4/10/2014 22:01	29.14	70.2	4.57	3.2
SR12	4/10/2014 4:06	29.25	59.4	3.84	3.7	SR12	4/10/2014 10:06	29.26	64.7	4.18	7.8	SR12	4/10/2014 16:06	29.22	67.4	4.37	4.4	SR12	4/10/2014 22:06	29.14	69.4	4.52	3.4
SR12	4/10/2014 4:11	29.25	57.1	3.69	3.9	SR12	4/10/2014 10:11	29.26	64.5	4.17	7.9	SR12	4/10/2014 16:11	29.24	66.4	4.30	4.7	SR12	4/10/2014 22:11	29.13	70.6	4.60	3.5
SR12	4/10/2014 4:16	29.25	58.4	3.77	3.5	SR12	4/10/2014 10:16	29.27	64.7	4.18	7.5	SR12	4/10/2014 16:16	29.24	66.2	4.29	4.3	SR12	4/10/2014 22:16	29.14	69.9	4.55	3.7
SR12	4/10/2014 4:21	29.24	59.1	3.82	3.7	SR12	4/10/2014 10:21	29.27	65.8	4.25	7.3	SR12	4/10/2014 16:21	29.23	67.3	4.37	3.9	SR12	4/10/2014 22:21	29.12	70.4	4.59	3.3
SR12	4/10/2014 4:26	29.23	58.6	3.79	3.2	SR12	4/10/2014 10:26	29.27	67.0	4.32	**10.3**	SR12	4/10/2014 16:26	29.24	64.6	4.18	4.8	SR12	4/10/2014 22:26	29.13	69.7	4.54	3.5
SR12	4/10/2014 4:31	29.23	57.1	3.69	2.8	SR12	4/10/2014 10:31	29.27	66.7	4.30	7.6	SR12	4/10/2014 16:31	29.22	63.9	4.13	7.5	SR12	4/10/2014 22:31	29.12	70.4	4.59	3.3
SR12	4/10/2014 4:36	29.24	55.9	3.61	3.0	SR12	4/10/2014 10:36	29.28	66.8	4.32	6.5	SR12	4/10/2014 16:36	29.23	63.9	4.13	5.3	SR12	4/10/2014 22:36	29.12	69.4	4.52	3.3
SR12	4/10/2014 4:41	29.24	54.6	3.53	3.0	SR12	4/10/2014 10:41	29.27	67.3	4.35	6.5	SR12	4/10/2014 16:41	29.22	63.4	4.10	7.1	SR12	4/10/2014 22:41	29.13	69.3	4.51	3.7
SR12	4/10/2014 4:46	29.24	56.3	3.64	3.2	SR12	4/10/2014 10:46	29.25	69.5	4.49	5.0	SR12	4/10/2014 16:46	29.19	63.4	4.09	**14.4**	SR12	4/10/2014 22:46	29.12	69.3	4.52	3.5
SR12	4/10/2014 4:51	29.24	56.3	3.64	3.3	SR12	4/10/2014 10:51	29.27	68.5	4.42	5.6	SR12	4/10/2014 16:51	29.21	63.4	4.10	7.8	SR12	4/10/2014 22:51	29.10	69.3	4.52	3.4
SR12	4/10/2014 4:56	29.25	56.4	3.65	2.9	SR12	4/10/2014 10:56	29.28	69.7	4.51	5.7	SR12	4/10/2014 16:56	29.22	63.1	4.08	5.5	SR12	4/10/2014 22:56	29.13	66.7	4.34	4.3
SR12	4/10/2014 5:01	29.25	57.0	3.68	3.1	SR12	4/10/2014 11:01	29.27	69.5	4.50	5.9	SR12	4/10/2014 17:01	29.21	62.8	4.06	6.6	SR12	4/10/2014 23:01	29.11	68.7	4.48	3.6
SR12	4/10/2014 5:06	29.25	58.1	3.75	3.5	SR12	4/10/2014 11:06	29.27	70.7	4.57	5.3	SR12	4/10/2014 17:06	29.22	63.5	4.11	5.3	SR12	4/10/2014 23:06	29.11	68.0	4.43	4.0
SR12	4/10/2014 5:11	29.25	55.9	3.61	3.8	SR12	4/10/2014 11:11	29.29	71.6	4.63	5.5	SR12	4/10/2014 17:11	29.20	63.5	4.10	9.4	SR12	4/10/2014 23:11	29.10	69.2	4.51	3.9
SR12	4/10/2014 5:16	29.25	57.3	3.70	3.7	SR12	4/10/2014 11:16	29.30	71.6	4.63	4.9	SR12	4/10/2014 17:16	29.20	64.0	4.13	9.4	SR12	4/10/2014 23:16	29.14	66.8	4.34	6.0
SR12	4/10/2014 5:21	29.23	56.4	3.65	2.5	SR12	4/10/2014 11:21	29.30	72.1	4.67	4.6	SR12	4/10/2014 17:21	29.20	63.1	4.08	9.9	SR12	4/10/2014 23:21	29.10	67.9	4.42	3.9
SR12	4/10/2014 5:26	29.25	57.8	3.73	3.6	SR12	4/10/2014 11:26	29.30	72.3	4.68	4.5	SR12	4/10/2014 17:26	29.20	62.5	4.03	8.8	SR12	4/10/2014 23:26	29.11	68.1	4.43	4.4
SR12	4/10/2014 5:31	29.19	59.2	3.83	3.0	SR12	4/10/2014 11:31	29.29	72.4	4.69	4.3	SR12	4/10/2014 17:31	29.20	62.6	4.05	7.2	SR12	4/10/2014 23:31	29.11	67.0	4.36	4.2
SR12	4/10/2014 5:36	29.18	57.7	3.74	2.8	SR12	4/10/2014 11:36	29.28	72.3	4.69	4.4	SR12	4/10/2014 17:36	29.19	61.3	3.96	6.3	SR12	4/10/2014 23:36	29.10	67.6	4.40	3.5
SR12	4/10/2014 5:41	29.24	56.8	3.67	2.9	SR12	4/10/2014 11:41	29.27	72.6	4.71	4.4	SR12	4/10/2014 17:41	29.19	63.7	4.12	8.6	SR12	4/10/2014 23:41	29.13	66.3	4.31	4.6
SR12	4/10/2014 5:46	29.23	55.5	3.59	4.5	SR12	4/10/2014 11:46	29.28	73.5	4.77	4.4	SR12	4/10/2014 17:46	29.19	64.8	4.19	6.6	SR12	4/10/2014 23:46	29.12	67.0	4.36	4.3
SR12	4/10/2014 5:51	29.23	55.9	3.61	3.0	SR12	4/10/2014 11:51	29.28	73.3	4.76	4.4	SR12	4/10/2014 17:51	29.18	64.5	4.17	6.2	SR12	4/10/2014 23:51	29.09	68.1	4.44	3.7
SR12	4/10/2014 5:56	29.22	57.1	3.69	2.9	SR12	4/10/2014 11:56	29.27	72.3	4.70	4.1	SR12	4/10/2014 17:56	29.19	63.3	4.09	6.7	SR12	4/10/2014 23:56	29.15	64.5	4.19	5.2

Station	Timestamp	Temp (° C)	DO (%)	DO (mg/L)	Tur (NTU)	Station	Timestamp	Temp (° C)	DO (%)	DO (mg/L)	Tur (NTU)	Station	Timestamp	Temp (° C)	DO (%)	DO (mg/L)	Tur (NTU)	Station	Timestamp	Temp (°C)	DO (%)	DO (mg/L)	Tur (NTU)
SR13	4/10/2014 0:00	29.26	62.4	**4.06**	9.5	SR13	4/10/2014 6:00	29.21	60.0	**3.91**	2.9	SR13	4/10/2014 12:00	29.23	59.1	**3.84**	1.7	SR13	4/10/2014 18:00	29.20	61.9	**4.02**	5.3
SR13	4/10/2014 0:05	29.26	62.6	**4.08**	8.5	SR13	4/10/2014 6:05	29.21	59.7	**3.88**	3.0	SR13	4/10/2014 12:05	29.22	58.4	**3.80**	1.3	SR13	4/10/2014 18:05	29.20	61.6	**4.00**	4.6
SR13	4/10/2014 0:10	29.26	62.8	**4.09**	6.8	SR13	4/10/2014 6:10	29.21	59.4	**3.86**	3.5	SR13	4/10/2014 12:10	29.22	56.1	**3.65**	0.7	SR13	4/10/2014 18:10	29.20	61.6	**4.00**	4.7
SR13	4/10/2014 0:15	29.25	62.4	**4.07**	6.1	SR13	4/10/2014 6:15	29.21	59.3	**3.85**	3.6	SR13	4/10/2014 12:15	29.23	57.0	**3.71**	0.6	SR13	4/10/2014 18:15	29.20	61.2	**3.97**	4.1
SR13	4/10/2014 0:20	29.26	62.2	**4.05**	7.9	SR13	4/10/2014 6:20	29.21	57.9	**3.77**	2.6	SR13	4/10/2014 12:20	29.23	57.1	**3.71**	0.9	SR13	4/10/2014 18:20	29.20	60.6	**3.94**	4.4
SR13	4/10/2014 0:25	29.26	62.7	**4.09**	7.5	SR13	4/10/2014 6:25	29.21	59.3	**3.85**	3.3	SR13	4/10/2014 12:25	29.23	56.2	**3.66**	0.6	SR13	4/10/2014 18:25	29.20	61.1	**3.97**	4.2
SR13	4/10/2014 0:30	29.26	62.3	**4.06**	9.7	SR13	4/10/2014 6:30	29.21	59.2	**3.85**	3.6	SR13	4/10/2014 12:30	29.23	57.3	**3.72**	0.8	SR13	4/10/2014 18:30	29.20	60.9	**3.95**	4.1
SR13	4/10/2014 0:35	29.26	61.9	**4.04**	7.3	SR13	4/10/2014 6:35	29.20	61.1	**3.97**	5.4	SR13	4/10/2014 12:35	29.25	59.1	**3.84**	1.2	SR13	4/10/2014 18:35	29.20	60.9	**3.96**	3.9
SR13	4/10/2014 0:40	29.25	62.8	**4.09**	6.2	SR13	4/10/2014 6:40	29.18	61.4	**3.99**	3.5	SR13	4/10/2014 12:40	29.23	58.9	**3.83**	1.0	SR13	4/10/2014 18:40	29.20	60.8	**3.95**	4.0
SR13	4/10/2014 0:45	29.25	62.4	**4.06**	5.4	SR13	4/10/2014 6:45	29.20	61.0	**3.96**	3.1	SR13	4/10/2014 12:45	29.23	58.6	**3.81**	1.2	SR13	4/10/2014 18:45	29.20	60.6	**3.94**	3.9
SR13	4/10/2014 0:50	29.25	62.4	**4.07**	5.0	SR13	4/10/2014 6:50	29.20	60.4	**3.93**	3.1	SR13	4/10/2014 12:50	29.23	58.5	**3.80**	1.1	SR13	4/10/2014 18:50	29.20	61.3	**3.98**	4.0
SR13	4/10/2014 0:55	29.26	61.8	**4.03**	4.6	SR13	4/10/2014 6:55	29.20	60.3	**3.92**	3.0	SR13	4/10/2014 12:55	29.23	58.7	**3.81**	1.6	SR13	4/10/2014 18:55	29.19	61.0	**3.96**	3.6
SR13	4/10/2014 1:00	29.26	62.7	**4.08**	5.2	SR13	4/10/2014 7:00	29.20	60.1	**3.90**	3.2	SR13	4/10/2014 13:00	29.23	57.7	**3.75**	1.0	SR13	4/10/2014 19:00	29.18	60.0	**3.89**	8.1
SR13	4/10/2014 1:05	29.24	62.2	**4.06**	5.2	SR13	4/10/2014 7:05	29.21	59.7	**3.88**	3.1	SR13	4/10/2014 13:05	29.23	58.4	**3.80**	0.9	SR13	4/10/2014 19:05	29.18	59.9	**3.89**	6.3
SR13	4/10/2014 1:10	29.26	62.2	**4.06**	4.9	SR13	4/10/2014 7:10	29.20	60.2	**3.91**	3.4	SR13	4/10/2014 13:10	29.23	58.3	**3.79**	0.9	SR13	4/10/2014 19:10	29.18	60.2	**3.91**	6.9
SR13	4/10/2014 1:15	29.26	61.9	**4.03**	4.9	SR13	4/10/2014 7:15	29.20	59.8	**3.88**	3.2	SR13	4/10/2014 13:15	29.23	57.2	**3.71**	1.3	SR13	4/10/2014 19:15	29.18	60.3	**3.92**	6.2
SR13	4/10/2014 1:20	29.27	62.3	**4.06**	6.2	SR13	4/10/2014 7:20	29.20	60.8	**3.95**	4.3	SR13	4/10/2014 13:20	29.23	58.9	**3.83**	2.1	SR13	4/10/2014 19:20	29.19	60.3	**3.91**	4.7
SR13	4/10/2014 1:25	29.26	62.0	**4.03**	5.1	SR13	4/10/2014 7:25	29.20	60.7	**3.94**	3.4	SR13	4/10/2014 13:25	29.23	57.5	**3.74**	0.6	SR13	4/10/2014 19:25	29.17	60.7	**3.94**	5.6
SR13	4/10/2014 1:30	29.27	62.6	**4.07**	5.4	SR13	4/10/2014 7:30	29.20	60.3	**3.92**	3.2	SR13	4/10/2014 13:30	29.23	57.5	**3.73**	0.9	SR13	4/10/2014 19:30	29.17	59.6	**3.87**	4.6
SR13	4/10/2014 1:35	29.27	62.7	**4.08**	5.1	SR13	4/10/2014 7:35	29.20	59.9	**3.89**	3.4	SR13	4/10/2014 13:35	29.23	57.2	**3.71**	1.0	SR13	4/10/2014 19:35	29.18	61.6	**4.00**	4.3
SR13	4/10/2014 1:40	29.27	62.1	**4.04**	4.9	SR13	4/10/2014 7:40	29.20	58.6	**3.81**	2.3	SR13	4/10/2014 13:40	29.24	56.5	**3.67**	0.7	SR13	4/10/2014 19:40	29.17	61.5	**4.00**	3.5
SR13	4/10/2014 1:45	29.27	60.7	**3.95**	3.9	SR13	4/10/2014 7:45	29.20	58.9	**3.83**	2.6	SR13	4/10/2014 13:45	29.24	57.5	**3.74**	2.1	SR13	4/10/2014 19:45	29.16	61.2	**3.98**	3.7
SR13	4/10/2014 1:50	29.27	61.9	**4.03**	4.5	SR13	4/10/2014 7:50	29.19	59.5	**3.87**	2.7	SR13	4/10/2014 13:50	29.24	58.4	**3.79**	0.9	SR13	4/10/2014 19:50	29.18	60.8	**3.95**	4.6
SR13	4/10/2014 1:55	29.21	61.4	**4.00**	3.1	SR13	4/10/2014 7:55	29.20	59.0	**3.84**	4.2	SR13	4/10/2014 13:55	29.24	57.2	**3.72**	0.8	SR13	4/10/2014 19:55	29.18	59.6	**3.87**	4.2
SR13	4/10/2014 2:00	29.25	60.0	**3.91**	3.2	SR13	4/10/2014 8:00	29.20	59.8	**3.88**	4.0	SR13	4/10/2014 14:00	29.23	57.7	**3.75**	2.4	SR13	4/10/2014 20:00	29.17	59.9	**3.89**	3.3
SR13	4/10/2014 2:05	29.25	60.2	**3.92**	3.4	SR13	4/10/2014 8:05	29.20	60.3	**3.92**	3.6	SR13	4/10/2014 14:05	29.23	55.9	**3.63**	0.6	SR13	4/10/2014 20:05	29.17	60.5	**3.93**	4.0
SR13	4/10/2014 2:10	29.23	60.0	**3.92**	2.8	SR13	4/10/2014 8:10	29.19	59.0	**3.83**	2.8	SR13	4/10/2014 14:10	29.23	55.0	**3.57**	0.5	SR13	4/10/2014 20:10	29.17	60.2	**3.91**	3.4
SR13	4/10/2014 2:15	29.26	60.4	**3.94**	3.8	SR13	4/10/2014 8:15	29.18	58.6	**3.81**	2.2	SR13	4/10/2014 14:15	29.23	55.3	**3.59**	0.4	SR13	4/10/2014 20:15	29.17	60.5	**3.93**	3.4
SR13	4/10/2014 2:20	29.24	58.8	**3.83**	2.5	SR13	4/10/2014 8:20	29.19	59.7	**3.88**	2.8	SR13	4/10/2014 14:20	29.23	56.1	**3.64**	0.9	SR13	4/10/2014 20:20	29.17	60.3	**3.92**	3.7
SR13	4/10/2014 2:25	29.24	59.3	**3.87**	2.6	SR13	4/10/2014 8:25	29.19	59.1	**3.84**	2.7	SR13	4/10/2014 14:25	29.22	58.8	**3.82**	1.4	SR13	4/10/2014 20:25	29.17	60.3	**3.91**	3.9
SR13	4/10/2014 2:30	29.22	59.7	**3.89**	2.3	SR13	4/10/2014 8:30	29.20	58.3	**3.79**	3.7	SR13	4/10/2014 14:30	29.23	58.3	**3.79**	1.3	SR13	4/10/2014 20:30	29.17	59.5	**3.86**	3.8
SR13	4/10/2014 2:35	29.20	62.9	**4.10**	3.3	SR13	4/10/2014 8:35	29.20	58.3	**3.79**	3.4	SR13	4/10/2014 14:35	29.21	57.2	**3.72**	1.1	SR13	4/10/2014 20:35	29.17	58.8	**3.81**	3.4
SR13	4/10/2014 2:40	29.19	63.1	**4.11**	3.2	SR13	4/10/2014 8:40	29.20	58.6	**3.81**	2.4	SR13	4/10/2014 14:40	29.21	58.5	**3.81**	7.3	SR13	4/10/2014 20:40	29.17	58.9	**3.82**	4.3
SR13	4/10/2014 2:45	29.20	63.0	**4.10**	3.4	SR13	4/10/2014 8:45	29.20	59.0	**3.83**	2.9	SR13	4/10/2014 14:45	29.22	59.6	**3.87**	6.7	SR13	4/10/2014 20:45	29.17	58.3	**3.78**	3.6
SR13	4/10/2014 2:50	29.22	62.3	**4.06**	3.8	SR13	4/10/2014 8:50	29.19	60.0	**3.90**	2.7	SR13	4/10/2014 14:50	29.22	63.2	**4.11**	**15.2**	SR13	4/10/2014 20:50	29.18	58.2	**3.78**	3.2
SR13	4/10/2014 2:55	29.23	61.8	**4.02**	3.6	SR13	4/10/2014 8:55	29.19	60.4	**3.93**	2.5	SR13	4/10/2014 14:55	29.22	62.0	**4.02**	12.7	SR13	4/10/2014 20:55	29.13	59.3	**3.86**	2.8
SR13	4/10/2014 3:00	29.24	60.5	**3.94**	3.1	SR13	4/10/2014 9:00	29.19	60.0	**3.90**	4.3	SR13	4/10/2014 15:00	29.21	59.6	**3.87**	11.0	SR13	4/10/2014 21:00	29.14	59.4	**3.86**	2.7
SR13	4/10/2014 3:05	29.20	61.0	**3.98**	2.4	SR13	4/10/2014 9:05	29.20	60.0	**3.90**	2.3	SR13	4/10/2014 15:05	29.21	59.4	**3.86**	13.2	SR13	4/10/2014 21:05	29.17	58.7	**3.81**	3.5
SR13	4/10/2014 3:10	29.22	60.8	**3.96**	3.1	SR13	4/10/2014 9:10	29.19	62.3	**4.05**	1.9	SR13	4/10/2014 15:10	29.21	58.3	**3.78**	9.5	SR13	4/10/2014 21:10	29.17	58.4	**3.79**	3.2
SR13	4/10/2014 3:15	29.22	60.8	**3.96**	2.8	SR13	4/10/2014 9:15	29.19	62.2	**4.04**	1.7	SR13	4/10/2014 15:15	29.21	59.1	**3.84**	10.5	SR13	4/10/2014 21:15	29.17	58.4	**3.79**	3.7
SR13	4/10/2014 3:20	29.22	60.9	**3.96**	2.6	SR13	4/10/2014 9:20	29.19	62.2	**4.04**	1.8	SR13	4/10/2014 15:20	29.21	58.9	**3.82**	9.0	SR13	4/10/2014 21:20	29.15	60.8	**3.95**	5.6
SR13	4/10/2014 3:25	29.23	60.9	**3.96**	3.1	SR13	4/10/2014 9:25	29.20	62.3	**4.05**	2.7	SR13	4/10/2014 15:25	29.21	58.7	**3.82**	8.0	SR13	4/10/2014 21:25	29.15	61.4	**3.99**	5.0
SR13	4/10/2014 3:30	29.23	61.2	**3.98**	3.8	SR13	4/10/2014 9:30	29.20	61.5	**4.00**	1.9	SR13	4/10/2014 15:30	29.22	60.0	**3.90**	4.6	SR13	4/10/2014 21:30	29.15	61.2	**3.97**	5.1
SR13	4/10/2014 3:35	29.24	60.2	**3.92**	2.8	SR13	4/10/2014 9:35	29.20	61.3	**3.98**	1.6	SR13	4/10/2014 15:35	29.22	60.3	**3.92**	4.9	SR13	4/10/2014 21:35	29.16	60.6	**3.94**	3.9
SR13	4/10/2014 3:40	29.23	58.4	**3.80**	2.4	SR13	4/10/2014 9:40	29.19	60.9	**3.96**	1.5	SR13	4/10/2014 15:40	29.22	60.4	**3.92**	4.4	SR13	4/10/2014 21:40	29.16	60.1	**3.90**	4.0
SR13	4/10/2014 3:45	29.23	60.5	**3.94**	3.5	SR13	4/10/2014 9:45	29.20	60.5	**3.93**	1.7	SR13	4/10/2014 15:45	29.22	60.7	**3.94**	4.0	SR13	4/10/2014 21:45	29.16	60.0	**3.89**	3.9
SR13	4/10/2014 3:50	29.23	61.6	**4.01**	3.5	SR13	4/10/2014 9:50	29.22	60.4	**3.93**	1.9	SR13	4/10/2014 15:50	29.23	62.2	**4.04**	4.8	SR13	4/10/2014 21:50	29.16	59.9	**3.89**	3.9
SR13	4/10/2014 3:55	29.23	59.9	**3.90**	2.9	SR13	4/10/2014 9:55	29.21	60.2	**3.92**	1.5	SR13	4/10/2014 15:55	29.23	61.3	**3.98**	4.0	SR13	4/10/2014 21:55	29.16	58.3	**3.78**	3.3
SR13	4/10/2014 4:00	29.22	61.3	**3.99**	3.8	SR13	4/10/2014 10:00	29.23	60.3	**3.92**	2.4	SR13	4/10/2014 16:00	29.23	61.4	**3.99**	3.6	SR13	4/10/2014 22:00	29.16	59.2	**3.85**	3.3
SR13	4/10/2014 4:05	29.22	62.0	**4.03**	3.3	SR13	4/10/2014 10:05	29.21	61.6	**4.01**	4.7	SR13	4/10/2014 16:05	29.23	61.8	**4.01**	3.2	SR13	4/10/2014 22:05	29.16	59.8	**3.88**	3.9
SR13	4/10/2014 4:10	29.22	61.6	**4.01**	4.0	SR13	4/10/2014 10:10	29.22	61.4	**3.99**	2.8	SR13	4/10/2014 16:10	29.23	62.1	**4.03**	2.6	SR13	4/10/2014 22:10	29.16	59.1	**3.84**	3.6
SR13	4/10/2014 4:15	29.22	60.7	**3.96**	2.9	SR13	4/10/2014 10:15	29.21	61.9	**4.03**	3.1	SR13	4/10/2014 16:15	29.23	62.1	**4.04**	4.1	SR13	4/10/2014 22:15	29.16	58.5	**3.80**	3.5
SR13	4/10/2014 4:20	29.22	61.1	**3.98**	3.0	SR13	4/10/2014 10:20	29.22	60.6	**3.94**	1.5	SR13	4/10/2014 16:20	29.23	60.9	**3.96**	2.8	SR13	4/10/2014 22:20	29.15	59.5	**3.86**	3.2
SR13	4/10/2014 4:25	29.22	59.0	**3.84**	2.1	SR13	4/10/2014 10:25	29.22	60.4	**3.92**	1.3	SR13	4/10/2014 16:25	29.22	60.8	**3.95**	3.2	SR13	4/10/2014 22:25	29.15	59.4	**3.86**	4.5
SR13	4/10/2014 4:30	29.22	60.5	**3.94**	3.1	SR13	4/10/2014 10:30	29.23	61.5	**4.00**	3.4	SR13	4/10/2014 16:30	29.23	61.7	**4.01**	2.9	SR13	4/10/2014 22:30	29.16	58.9	**3.82**	3.8
SR13	4/10/2014 4:35	29.22	60.4	**3.93**	2.8	SR13	4/10/2014 10:35	29.23	61.8	**4.02**	1.4	SR13	4/10/2014 16:35	29.23	61.2	**3.98**	2.2	SR13	4/10/2014 22:35	29.15	59.8	**3.88**	5.4
SR13	4/10/2014 4:40	29.22	59.4	**3.87**	2.4	SR13	4/10/2014 10:40	29.23	60.1	**3.91**	1.5	SR13	4/10/2014 16:40	29.22	60.6	**3.94**	2.4	SR13	4/10/2014 22:40	29.15	59.1	**3.84**	6.5
SR13	4/10/2014 4:45	29.22	59.2	**3.85**	1.8	SR13	4/10/2014 10:45	29.23	59.6	**3.87**	0.9	SR13	4/10/2014 16:45	29.23	60.9	**3.95**	2.9	SR13	4/10/2014 22:45	29.16	60.2	**3.91**	4.9
SR13	4/10/2014 4:50	29.22	60.8	**3.96**	2.7	SR13	4/10/2014 10:50	29.22	58.9	**3.83**	0.8	SR13	4/10/2014 16:50	29.22	60.2	**3.91**	3.9	SR13	4/10/2014 22:50	29.16	59.9	**3.88**	4.6
SR13	4/10/2014 4:55	29.22	61.6	**4.01**	3.3	SR13	4/10/2014 10:55	29.22	59.9	**3.89**	1.5	SR13	4/10/2014 16:55	29.21	60.0	**3.89**	4.7	SR13	4/10/2014 22:55	29.16	60.2	**3.90**	5.2
SR13	4/10/2014 5:00	29.21	61.0	**3.97**	3.0	SR13	4/10/2014 11:00	29.22	59.8	**3.88**	1.3	SR13	4/10/2014 17:00	29.21	60.8	**3.95**	5.7	SR13	4/10/2014 23:00	29.16	58.9	**3.82**	5.3
SR13	4/10/2014 5:05	29.21	61.1	**3.98**	3.0	SR13	4/10/2014 11:05	29.22	59.3	**3.85**	1.0	SR13	4/10/2014 17:05	29.22	59.9	**3.89**	3.9	SR13	4/10/2014 23:05	29.15	58.5	**3.79**	5.2
SR13	4/10/2014 5:10	29.22	60.9	**3.97**	2.5	SR13	4/10/2014 11:10	29.22	59.0	**3.84**	0.8	SR13	4/10/2014 17:10	29.21	61.0	**3.96**	4.8	SR13	4/10/2014 23:10	29.15	58.1	**3.77**	3.5
SR13	4/10/2014 5:15	29.21	60.1	**3.91**	2.3	SR13	4/10/2014 11:15	29.22	58.5	**3.80**	1.0	SR13	4/10/2014 17:15	29.22	61.1	**3.97**	4.2	SR13	4/10/2014 23:15	29.15	57.8	**3.75**	3.4
SR13	4/10/2014 5:20	29.22	61.0	**3.97**	6.0	SR13	4/10/2014 11:20	29.23	58.6	**3.81**	1.1	SR13	4/10/2014 17:20	29.22	60.5	**3.93**	3.6	SR13	4/10/2014 23:20	29.11	57.6	**3.74**	3.0
SR13	4/10/2014 5:25	29.22	60.3	**3.93**	3.2	SR13	4/10/2014 11:25	29.25	59.7	**3.88**	1.3	SR13	4/10/2014 17:25	29.22	61.0	**3.96**	3.6	SR13	4/10/2014 23:25	29.11	58.0	**3.77**	2.9
SR13	4/10/2014 5:30	29.21	61.4	**3.99**	3.7	SR13	4/10/2014 11:30	29.23	59.2	**3.84**	1.4	SR13	4/10/2014 17:30	29.21	62.5	**4.06**	6.9	SR13	4/10/2014 23:30	29.14	59.3	**3.85**	3.4
SR13	4/10/2014 5:35	29.21	60.8	**3.95**	3.2	SR13	4/10/2014 11:35	29.23	58.4	**3.79**	1.2	SR13	4/10/2014 17:35	29.20	62.5	**4.06**	5.7	SR13	4/10/2014 23:35	29.09	59.2	**3.85**	3.0
SR13	4/10/2014 5:40	29.21	60.3	**3.92**	3.3	SR13	4/10/2014 11:40	29.23	58.8	**3.82**	1.1	SR13	4/10/2014 17:40	29.20	62.0	**4.02**	5.1	SR13	4/10/2014 23:40	29.08	65.8	**4.28**	4.4
SR13	4/10/2014 5:45	29.21	59.7	**3.88**	2.8	SR13	4/10/2014 11:45	29.22	58.5	**3.80**	1.5	SR13	4/10/2014 17:45	29.20	61.6	**4.00**	4.8	SR13	4/10/2014 23:45	29.08	66.4	**4.33**	3.6
SR13	4/10/2014 5:50	29.20	59.4	**3.87**	2.7	SR13	4/10/2014 11:50	29.23	58.5	**3.80**	1.5	SR13	4/10/2014 17:50	29.20	61.9	**4.02**	4.7	SR13	4/10/2014 23:50	29.06	66.6	**4.34**	3.9
SR13	4/10/2014 5:55	29.21	59.0	**3.84**	3.0	SR13	4/10/2014 11:55	29.23	58.6	**3.81**	1.3	SR13	4/10/2014 17:55	29.21	61.8	**4.01**	5.2	SR13	4/10/2014 23:55	29.08	66.2	**4.31**	3.5

Station	Timestamp	NH_3 (mg/L)				Station	Timestamp	NH_3 (mg/L)			
SR4	4/10/2014 0:17	0.09				SR12	4/10/2014 0:17	0.07			
SR4	4/10/2014 0:37	0.07				SR12	4/10/2014 0:37	0.06			
SR4	4/10/2014 0:57	0.07				SR12	4/10/2014 0:57	0.06			
SR4	4/10/2014 1:17	0.07				SR12	4/10/2014 1:17	0.08			
SR4	4/10/2014 1:37	0.09				SR12	4/10/2014 1:37	0.06			
SR4	4/10/2014 1:57	0.08				SR12	4/10/2014 1:57	0.06			
SR4	4/10/2014 2:17	0.08				SR12	4/10/2014 2:17	0.06			
SR4	4/10/2014 2:37	0.08				SR12	4/10/2014 2:37	0.07			
SR4	4/10/2014 2:57	0.05				SR12	4/10/2014 2:57	0.06			
SR4	4/10/2014 3:17	0.08				SR12	4/10/2014 3:17	0.06			
SR4	4/10/2014 3:37	0.08				SR12	4/10/2014 3:37	0.06			
SR4	4/10/2014 3:57	0.06				SR12	4/10/2014 3:57	0.07			
SR4	4/10/2014 4:17	0.06				SR12	4/10/2014 4:17	0.06			
SR4	4/10/2014 4:37	0.06				SR12	4/10/2014 4:37	0.06			
SR4	4/10/2014 4:57	0.06				SR12	4/10/2014 4:57	0.07			
SR4	4/10/2014 5:17	0.06				SR12	4/10/2014 5:17	0.06			
SR4	4/10/2014 5:37	0.06				SR12	4/10/2014 5:37	0.06			
SR4	4/10/2014 5:57	0.07				SR12	4/10/2014 5:57	0.06			
SR4						SR12					
SR4	4/10/2014 6:37	0.05				SR12	4/10/2014 6:37	0.05			
SR4	4/10/2014 6:57	0.06				SR12	4/10/2014 6:57	0.06			
SR4	4/10/2014 7:17	0.06				SR12	4/10/2014 7:17	0.05			
SR4	4/10/2014 7:37	0.06				SR12	4/10/2014 7:37	0.06			
SR4	4/10/2014 7:57	0.08				SR12	4/10/2014 7:57	0.06			
SR4	4/10/2014 8:17	0.08				SR12	4/10/2014 8:17	0.06			
SR4	4/10/2014 8:37	0.08				SR12	4/10/2014 8:37	0.05			
SR4	4/10/2014 8:57	0.08				SR12	4/10/2014 8:57	0.06			
SR4	4/10/2014 9:17	0.06				SR12	4/10/2014 9:17	0.05			
SR4	4/10/2014 9:37	0.06				SR12	4/10/2014 9:37	0.05			
SR4	4/10/2014 9:57	0.06				SR12	4/10/2014 9:57	0.06			
SR4	4/10/2014 10:17	0.06				SR12	4/10/2014 10:17	0.06			
SR4	4/10/2014 10:37	0.06				SR12	4/10/2014 10:37	0.07			
SR4	4/10/2014 10:57	0.07				SR12	4/10/2014 10:57	0.07			
SR4	4/10/2014 11:17	0.08				SR12	4/10/2014 11:17	0.05			
SR4	4/10/2014 11:37	0.07				SR12	4/10/2014 11:37	0.06			
SR4	4/10/2014 11:57	0.08				SR12	4/10/2014 11:57	0.07			
SR4	4/10/2014 12:17	0.08				SR12	4/10/2014 12:17	0.05			
SR4	4/10/2014 12:37	0.07				SR12	4/10/2014 12:37	0.05			
SR4	4/10/2014 12:57	0.07				SR12	4/10/2014 12:57	0.06			
SR4	4/10/2014 13:17	0.08				SR12	4/10/2014 13:17	0.06			
SR4	4/10/2014 13:37	0.08				SR12	4/10/2014 13:37	0.07			
SR4	4/10/2014 13:57	0.08				SR12	4/10/2014 13:57	0.07			
SR4	4/10/2014 14:17	0.09				SR12	4/10/2014 14:17	0.07			
SR4	4/10/2014 14:37	0.09				SR12	4/10/2014 14:37	0.07			
SR4	4/10/2014 14:57	0.07				SR12	4/10/2014 14:57	0.09			
SR4	4/10/2014 15:17	0.07				SR12	4/10/2014 15:17	0.08			
SR4	4/10/2014 15:37	0.07				SR12	4/10/2014 15:37	0.08			
SR4	4/10/2014 15:57	0.08				SR12	4/10/2014 15:57	0.08			
SR4	4/10/2014 16:17	0.07				SR12	4/10/2014 16:17	0.05			
SR4	4/10/2014 16:37	0.07				SR12	4/10/2014 16:37	0.08			
SR4	4/10/2014 16:57	0.07				SR12	4/10/2014 16:57	0.10			
SR4	4/10/2014 17:17	0.06				SR12	4/10/2014 17:17	0.06			
SR4	4/10/2014 17:37	0.06				SR12	4/10/2014 17:37	0.06			
SR4	4/10/2014 17:57	0.06				SR12	4/10/2014 17:57	0.05			
SR4	4/10/2014 18:17	0.06				SR12	4/10/2014 18:17	0.07			
SR4	4/10/2014 18:37	0.06				SR12	4/10/2014 18:37	0.07			
SR4	4/10/2014 18:57	0.06				SR12	4/10/2014 18:57	0.09			
SR4	4/10/2014 19:17	0.08				SR12	4/10/2014 19:17	0.08			
SR4	4/10/2014 19:37	0.04				SR12	4/10/2014 19:37	0.08			
SR4	4/10/2014 19:57	0.03				SR12	4/10/2014 19:57	0.09			
SR4	4/10/2014 20:17	0.03				SR12	4/10/2014 20:17	0.07			
SR4	4/10/2014 20:37	0.05				SR12	4/10/2014 20:37	0.07			
SR4	4/10/2014 20:57	0.05				SR12	4/10/2014 20:57	0.07			
SR4	4/10/2014 21:17	0.05				SR12	4/10/2014 21:17	0.09			
SR4	4/10/2014 21:37	0.05				SR12	4/10/2014 21:37	0.08			
SR4	4/10/2014 21:57	0.06				SR12	4/10/2014 21:57	0.08			
SR4	4/10/2014 22:17	0.06				SR12	4/10/2014 22:17	0.08			
SR4	4/10/2014 22:37	0.06				SR12	4/10/2014 22:37	0.05			
SR4	4/10/2014 22:57	0.06				SR12	4/10/2014 22:57	0.08			
SR4	4/10/2014 23:17	0.06				SR12	4/10/2014 23:17	0.08			
SR4	4/10/2014 23:37	0.05				SR12	4/10/2014 23:37	0.06			
SR4	4/10/2014 23:57	0.06				SR12	4/10/2014 23:57	0.06			

Remark: Fonts with underline: Action Level Exceedance
Fonts with bold and underline: Limit Level Exceedance
Automatic Instrument calibration of NH3-N monitor was carried out during 5:57-6:37 at SR4 and SR12.
SR5 monitoring station was under maintenance during 11:05-11:25.
SR9 monitoring station was under maintenance during 9:25-9:45.
SR10 monitoring station was under maintenance during 13:15-13:40.

MATERIALAB CONSULTANTS LIMITED
Fugro Development Centre,
5 Lok Yi Street,
17 M.S. Castle Peak Road,
Tai Lam, Tuen Mun, N.T., Hong Kong.
Tel : (852)-24508238
Fax : (852)-24508032
Email : mcl@fugro.com.hk

MaterialLab

Interim Notification of Environmental Quality Limits Exceedances
24hr Water Quality Monitoring

Incident Report on Action Level or Limit Level Non-compliance

Reference No.:	20141005/24/SR5
Project:	CV/2013/04 - Providing Sufficient Water Depth for Kwai Tsing Container Basin and its Approach Channel
Date:	05/10/2014 – 06/10/2014
Time:	05/10/2014 00:00 – 06/10/2014 23:55
Monitoring Location:	SR5 – Ma Wan FCZ
Dissolved Oxygen	
Action Level / Limit Level:	5.46 / 5.39 (6 consecutive monitoring data exceedance)
Measured Level:	Two (2) AL Exceedances: 5/10: 11:20 – 11:45 (1) 6/10: 13:35 – 14:00 (1) Eighty seven (87) LL Exceedances: 5/10: (4/10) 23:50 – (5/10) 11:15 (23) 6/10: (5/10) 13:30 – (6/10) 12:25 (46), 14:00 – 23:35 (18)
Turbidity	
Action Level / Limit Level:	6.0 / 7.9 (6 consecutive monitoring data exceedance)
Measured Level:	Two (2) AL Exceedances: 5/10: 17:40 – 18:05 (1), 18:55 – 19:20 (1)
Action taken / to be taken:	Silt curtain and dredging rate were inspected and confirmed in a proper condition during the period. Monitoring equipment is checked and confirmed without problem.
Possible reason for Action or Limit Level Non-compliance:	Dissolved Oxygen At ebb tide, SR5 was situated at upstream of the Project, the water quality would not be affected by the construction. Routine impact monitoring was carried out on 4/10 and 7/10. At flood tide of routine impact monitoring, DO (S&M) at C2 on 4/10 and 7/10 were 5.28 mg/L and 5.31 mg/L respectively while at ebb tide of routine impact monitoring on 4/10 and 7/10, DO (S&M) at C1 were 4.95 mg/L and 5.07 mg/L respectively. The readings were lower than the Limit Level of SR5, indicating the background DO was low during monitoring period. The exceedance was not considered due to the project. The exceedance may be caused by influences in the vicinity of the station or changes in ambient conditions. Turbidity The two exceedance cases were found at flood tide. Routine impact monitoring was carried out on 4/10 and 7/10. At flood tide of routine impact monitoring on 4/10, Turbidity at C3 was 7.9 NTU while at flood tide of routine impact monitoring on 7/10, Turbidity at C2 was 8.0 NTU. The readings were also higher than the Action Level and Limit Level of SR5 respectively, indicating the background Turbidity was high during monitoring period. The exceedance was not considered due to the project. The exceedance may be caused by influences in the vicinity of the station or changes in ambient conditions.
Remarks:	Dredging works conducted at Portion A and Portion B of the Project. According to Contractor, dredged rate (in-situ) at Portion A on 5/10 and 6/10 were 1615 m^3/day

The copyright of this document is owned by MaterialLab Consultants Ltd. It may not be reproduced except with prior written approval from the Company.

MATERIALAB CONSULTANTS LIMITED
Fugro Development Centre,
5 Lok Yi Street,
17 M.S. Castle Peak Road,
Tai Lam, Tuen Mun, N.T., Hong Kong.
Tel : (852)-24508238
Fax : (852)-24508032
Email : mcl@fugro.com.hk

	and 538 m^3/day respectively, while dredged rate (in-situ) at Portion B on 6/10 was 2154 m^3/day. No dredging work conducted at Portion B on 5/10. Flood tide: 4/10 23:49 – 5/10 06:02, 5/10 12:54 – 5/10 19:58, 6/10 00:50 – 6/10 07:07, 6/10 13:38 – 6/10 20:24 Ebb tide: 5/10 06:02 – 5/10 12:54, 5/10 19:58 – 6/10 00:50, 6/10 07:07 – 6/10 13:38

Certified by: Colin Yung
Designation: Environmental Team Leader

Signature:

Date: 29/10/2014

The copyright of this document is owned by MateriaLab Consultants Ltd. It may not be reproduced except with prior written approval from the Company.

MATERIALAB CONSULTANTS LIMITED
Fugro Development Centre,
5 Lok Yi Street,
17 M.S. Castle Peak Road,
Tai Lam, Tuen Mun, N.T., Hong Kong.
Tel : (852)-24508238
Fax : (852)-24508032
Email : mcl@fugro.com.hk

MaterialLab

Interim Notification of Environmental Quality Limits Exceedances
24hr Water Quality Monitoring

Incident Report on Action Level or Limit Level Non-compliance

Reference No.:	20141005/24/SR9
Project:	CV/2013/04 - Providing Sufficient Water Depth for Kwai Tsing Container Basin and its Approach Channel
Date:	05/10/2014 – 06/10/2014
Time:	05/10/2014 00:00 – 06/10/2014 23:55
Monitoring Location:	SR9 – Cheung Sha Wan FCZ
Dissolved Oxygen	
Action Level / Limit Level:	6.12 / 5.97 (6 consecutive monitoring data exceedance)
Measured Level:	Three (3) AL Exceedances: 5/10: 6:20 – 7:15 (2), 7:50 – 8:15 (1) Ten (10) LL Exceedances: 5/10: 1:50 – 6:15 (9), 7:20 – 7:45 (1)
Turbidity	
Action Level / Limit Level:	2.8 / 4.7 (6 consecutive monitoring data exceedance)
Measured Level:	Twenty One (21) AL Exceedances: 5/10: 0:15 – 0:40 (1), 3:25 – 4:20 (2), 4:55 – 5:20 (1), 18:35 – 20:30 (4) 6/10: 13:35 – 17:30 (8), 19:50 – 21:15 (3), 22:35 – 23:30 (2) Nine (9) LL Exceedances: 5/10: 1:55 – 3:20 (3) 6/10: 17:50 – 19:45 (4), 21:35 – 22:30 (2)
Action taken / to be taken:	Silt curtain and dredging rate were inspected and confirmed in a proper condition during the period. Monitoring equipment is checked and confirmed without problem.
Possible reason for Action or Limit Level Non-compliance:	Dissolved Oxygen The first occurrence of exceedance case was found at flood tide, when SR9 was situated at upstream of the Project, the water quality would not be affected by the construction. Routine impact monitoring was carried out on 4/10 and 7/10. At flood tide of routine impact monitoring, DO (S&M) at C2 on 4/10 and 7/10 were 5.28 mg/L and 5.31 mg/L respectively while at ebb tide of routine impact monitoring on 4/10 and 7/10, DO (S&M) at C1 were 4.95 mg/L and 5.07 mg/L respectively. The readings were lower than the Limit Level of SR9, indicating the background DO was low during monitoring period. The exceedance was not considered due to the project. The exceedance may be caused by influences in the vicinity of the station or changes in ambient conditions. Turbidity The first occurrence of exceedance case was found at flood tide, when SR9 was situated at upstream of the Project, the water quality would not be affected by the construction. Routine impact monitoring was carried out on 4/10 and 7/10. At flood tide of routine impact monitoring on 4/10, Turbidity at C3 was 7.9 NTU while at ebb tide of routine impact monitoring on 4/10, Turbidity at C1 was 3.4 NTU. The readings were higher than

The copyright of this document is owned by MateriaLab Consultants Ltd. It may not be reproduced except with prior written approval from the Company.

MATERIALAB CONSULTANTS LIMITED
Fugro Development Centre,
5 Lok Yi Street,
17 M.S. Castle Peak Road,
Tai Lam, Tuen Mun, N.T., Hong Kong.
Tel : (852)-24508238
Fax : (852)-24508032
Email : mcl@fugro.com.hk

	the Limit Level and Action Level of SR9 respectively. At flood tide of routine impact monitoring on 7/10, Turbidity at C2 was 8.0 NTU while at ebb tide of routine impact monitoring on 7/10, Turbidity at C1 was 9.9 NTU. The readings were also higher than the Limit Level of SR9, indicating the background Turbidity was high during monitoring period. The exceedance was not considered due to the project. The exceedance may be caused by influences in the vicinity of the station or changes in ambient conditions.
Remarks:	Dredging works conducted at Portion A and Portion B of the Project. According to Contractor, dredged rate (in-situ) at Portion A on 5/10 and 6/10 were 1615 m^3/day and 538 m^3/day respectively, while dredged rate (in-situ) at Portion B on 6/10 was 2154 m^3/day. No dredging work conducted at Portion B on 5/10. Flood tide: 4/10 23:49 – 5/10 06:02, 5/10 12:54 – 5/10 19:58, 6/10 00:50 – 6/10 07:07, 6/10 13:38 – 6/10 20:24 Ebb tide: 5/10 06:02 – 5/10 12:54, 5/10 19:58 – 6/10 00:50, 6/10 07:07 – 6/10 13:38

Certified by: Colin Yung
Designation: Environmental Team Leader

Signature:

Date: 29/10/2014

The copyright of this document is owned by MaterialLab Consultants Ltd. It may not be reproduced except with prior written approval from the Company.

MATERIALAB CONSULTANTS LIMITED
Fugro Development Centre,
5 Lok Yi Street,
17 M.S. Castle Peak Road,
Tai Lam, Tuen Mun, N.T., Hong Kong.
Tel : (852)-24508238
Fax : (852)-24508032
Email : mcl@fugro.com.hk

MaterialLab

Interim Notification of Environmental Quality Limits Exceedances
24hr Water Quality Monitoring

Incident Report on Action Level or Limit Level Non-compliance

Reference No.:	20141005/24/SR10
Project:	CV/2013/04 - Providing Sufficient Water Depth for Kwai Tsing Container Basin and its Approach Channel
Date:	05/10/2014 – 06/10/2014
Time:	05/10/2014 00:00 – 06/10/2014 23:55
Monitoring Location:	SR10 – Lo Tik Wan FCZ
Dissolved Oxygen	
Action Level / Limit Level:	6.12 / 5.97 (6 consecutive monitoring data exceedance)
Measured Level:	Ninety six (96) LL Exceedances: (4/10) 23:35 – (6/10) 23:30 (96)
Turbidity	
Action Level / Limit Level:	2.8 / 4.7 (6 consecutive monitoring data exceedance)
Measured Level:	Three (3) AL Exceedances: 6/10: 2:05 – 2:30 (1), 21:55 – 22:20 (1), 23:05 – 23:30 (1)
Action taken / to be taken:	Silt curtain and dredging rate were inspected and confirmed in a proper condition during the period. Monitoring equipment is checked and confirmed without problem.
Possible reason for Action or Limit Level Non-compliance:	Dissolved Oxygen The first occurrence of exceedance case was found at flood tide, when SR10 was situated at upstream of the Project, the water quality would not be affected by the construction. Routine impact monitoring was carried out on 4/10 and 7/10. At flood tide of routine impact monitoring, DO (S&M) at C2 on 4/10 and 7/10 were 5.28 mg/L and 5.31 mg/L respectively while at ebb tide of routine impact monitoring on 4/10 and 7/10, DO (S&M) at C1 were 4.95 mg/L and 5.07 mg/L respectively. The readings were lower than the Limit Level of SR10, indicating the background DO was low during monitoring period. The exceedance was not considered due to the project. The exceedance may be caused by influences in the vicinity of the station or changes in ambient conditions. Turbidity The first occurrence of exceedance case was found at flood tide, when SR10 was situated at upstream of the Project, the water quality would not be affected by the construction. Routine impact monitoring was carried out on 4/10 and 7/10. At flood tide of routine impact monitoring on 4/10, Turbidity at C3 was 7.9 NTU while at ebb tide of routine impact monitoring on 4/10, Turbidity at C1 was 3.4 NTU. The readings were higher than the Limit Level and Action Level of SR10 respectively. At flood tide of routine impact monitoring on 7/10, Turbidity at C2 was 8.0 NTU while at ebb tide of routine impact monitoring on 7/10, Turbidity at C1 was 9.9 NTU. The readings were also higher than the Limit Level of SR10, indicating the background Turbidity was high during monitoring period. The exceedance was not considered due to the project. The exceedance may be caused by influences in the vicinity of the station or changes in ambient conditions.

The copyright of this document is owned by MateriaLab Consultants Ltd. It may not be reproduced except with prior written approval from the Company.

MATERIALAB CONSULTANTS LIMITED
Fugro Development Centre,
5 Lok Yi Street,
17 M.S. Castle Peak Road,
Tai Lam, Tuen Mun, N.T., Hong Kong.
Tel : (852)-24508238
Fax : (852)-24508032
Email : mcl@fugro.com.hk

Remarks:	Dredging works conducted at Portion A and Portion B of the Project. According to Contractor, dredged rate (in-situ) at Portion A on 5/10 and 6/10 were 1615 m^3/day and 538 m^3/day respectively, while dredged rate (in-situ) at Portion B on 6/10 was 2154 m^3/day. No dredging work conducted at Portion B on 5/10. Flood tide: 4/10 23:49 – 5/10 06:02, 5/10 12:54 – 5/10 19:58, 6/10 00:50 – 6/10 07:07, 6/10 13:38 – 6/10 20:24 Ebb tide: 5/10 06:02 – 5/10 12:54, 5/10 19:58 – 6/10 00:50, 6/10 07:07 – 6/10 13:38

Certified by: Colin Yung
Designation: Environmental Team Leader

Signature:

Date: 29/10/2014

The copyright of this document is owned by MaterialLab Consultants Ltd. It may not be reproduced except with prior written approval from the Company.

MATERIALAB CONSULTANTS LIMITED
Fugro Development Centre,
5 Lok Yi Street,
17 M.S. Castle Peak Road,
Tai Lam, Tuen Mun, N.T., Hong Kong.
Tel : (852)-24508238
Fax : (852)-24508032
Email : mcl@fugro.com.hk

MaterialLab

Interim Notification of Environmental Quality Limits Exceedances
24hr Water Quality Monitoring

Incident Report on Action Level or Limit Level Non-compliance

Reference No.:	20141005/24/SR11
Project:	CV/2013/04 - Providing Sufficient Water Depth for Kwai Tsing Container Basin and its Approach Channel
Date:	05/10/2014 – 06/10/2014
Time:	05/10/2014 00:00 – 06/10/2014 23:55
Monitoring Location:	SR11 – Sok Kwu Wan FCZ
Dissolved Oxygen	
Action Level / Limit Level:	6.12 / 5.97 (6 consecutive monitoring data exceedance)
Measured Level:	Ninety one (91) LL Exceedances: 5/10: (4/10) 23:45 – (5/10) 13:40 (28), 13:50 – 14:15 (1), 14:55 – 15;20 (1) 6/10: (5/10) 17:15 – (6/10) 23:40 (61)
Action taken / to be taken:	Silt curtain and dredging rate were inspected and confirmed in a proper condition during the period. Monitoring equipment is checked and confirmed without problem.
Possible reason for Action or Limit Level Non-compliance:	Dissolved Oxygen The first occurrence of exceedance case was found at flood tide, when SR11 was situated at upstream of the Project, the water quality would not be affected by the construction. Routine impact monitoring was carried out on 4/10 and 7/10. At flood tide of routine impact monitoring, DO (S&M) at C2 on 4/10 and 7/10 were 5.28 mg/L and 5.31 mg/L respectively while at ebb tide of routine impact monitoring on 4/10 and 7/10, DO (S&M) at C1 were 4.95 mg/L and 5.07 mg/L respectively. The readings were lower than the Limit Level of SR11, indicating the background DO was low during monitoring period. The exceedance was not considered due to the project. The exceedance may be caused by influences in the vicinity of the station or changes in ambient conditions.
Remarks:	Dredging works conducted at Portion A and Portion B of the Project. According to Contractor, dredged rate (in-situ) at Portion A on 5/10 and 6/10 were 1615 m^3/day and 538 m^3/day respectively, while dredged rate (in-situ) at Portion B on 6/10 was 2154 m^3/day. No dredging work conducted at Portion B on 5/10. Flood tide: 4/10 23:49 – 5/10 06:02, 5/10 12:54 – 5/10 19:58, 6/10 00:50 – 6/10 07:07, 6/10 13:38 – 6/10 20:24 Ebb tide: 5/10 06:02 – 5/10 12:54, 5/10 19:58 – 6/10 00:50, 6/10 07:07 – 6/10 13:38

Certified by: Colin Yung
Designation: Environmental Team Leader

Signature:

Date: 29/10/2014

The copyright of this document is owned by MateriaLab Consultants Ltd. It may not be reproduced except with prior written approval from the Company.

MATERIALAB CONSULTANTS LIMITED
Fugro Development Centre,
5 Lok Yi Street,
17 M.S. Castle Peak Road,
Tai Lam, Tuen Mun, N.T., Hong Kong.
Tel : (852)-24508238
Fax : (852)-24508032
Email : mcl@fugro.com.hk

MaterialLab

Interim Notification of Environmental Quality Limits Exceedances
24hr Water Quality Monitoring

Incident Report on Action Level or Limit Level Non-compliance

Reference No.:	20141005/24/SR12
Project:	CV/2013/04 - Providing Sufficient Water Depth for Kwai Tsing Container Basin and its Approach Channel
Date:	05/10/2014 – 06/10/2014
Time:	05/10/2014 00:00 – 06/10/2014 23:55
Monitoring Location:	SR12 – Tsing Yi, WSD Flushing Water Intake
Turbidity	
Action Level / Limit Level:	10 / 10 (6 consecutive monitoring data exceedance)
Measured Level:	Three (3) LL Exceedances: 5/10: 15:56 – 16;51 (2) 6/10: 4:41 – 5:06 (1)
Action taken / to be taken:	Silt curtain and dredging rate were inspected and confirmed in a proper condition during the period. Monitoring equipment is checked and confirmed without problem.
Possible reason for Action or Limit Level Non-compliance:	Turbidity The three exceedance cases were found at flood tide. Routine impact monitoring was carried out on 4/10 and 7/10. At flood tide of routine impact monitoring on 4/10, Turbidity at G6 (upstream) was 5.6 NTU while 2.1 NTU was recorded at G2 (downstream). At flood tide of routine impact monitoring on 7/10, Turbidity at C2 (upstream) was 8.0 NTU while 6.4 NTU was recorded at G2 (downstream), no increasing trend of turbidity was found across the Project. The exceedance was not considered due to the project. The exceedance may be caused by influences in the vicinity of the station or changes in ambient conditions.
Remarks:	Dredging works conducted at Portion A and Portion B of the Project. According to Contractor, dredged rate (in-situ) at Portion A on 5/10 and 6/10 were 1615 m^3/day and 538 m^3/day respectively, while dredged rate (in-situ) at Portion B on 6/10 was 2154 m^3/day. No dredging work conducted at Portion B on 5/10. Flood tide: 4/10 23:49 – 5/10 06:02, 5/10 12:54 – 5/10 19:58, 6/10 00:50 – 6/10 07:07, 6/10 13:38 – 6/10 20:24 Ebb tide: 5/10 06:02 – 5/10 12:54, 5/10 19:58 – 6/10 00:50, 6/10 07:07 – 6/10 13:38

Certified by: Colin Yung
Designation: Environmental Team Leader

Signature:

Date: 29/10/2014

The copyright of this document is owned by MaterialLab Consultants Ltd. It may not be reproduced except with prior written approval from the Company.

MATERIALAB CONSULTANTS LIMITED
Fugro Development Centre,
5 Lok Yi Street,
17 M.S. Castle Peak Road,
Tai Lam, Tuen Mun, N.T., Hong Kong.
Tel : (852)-24508238
Fax : (852)-24508032
Email : mcl@fugro.com.hk

Interim Notification of Environmental Quality Limits Exceedances
24hr Water Quality Monitoring

Incident Report on Action Level or Limit Level Non-compliance

Reference No.:	20141005/24/SR13
Project:	CV/2013/04 - Providing Sufficient Water Depth for Kwai Tsing Container Basin and its Approach Channel
Date:	05/10/2014 – 06/10/2014
Time:	05/10/2014 00:00 – 06/10/2014 23:55
Monitoring Location:	SR13 – EMSD Cooling Water Intake for Kwai Chung Hospital
Dissolved Oxygen	
Action Level / Limit Level:	5.28 / 5.22 (6 consecutive monitoring data exceedance)
Measured Level:	Ninety four (94) LL Exceedances: 6/10: (4/10) 23:55 – (6/10) 15:20 (79), 16:15 – 23:40 (15)
Turbidity	
Action Level / Limit Level:	11.9 / 13.3 (6 consecutive monitoring data exceedance)
Measured Level:	Two (2) LL Exceedances: 5/10: 18:45 – 19:10 (1) 6/10: 8:10 – 8:35 (1)
Action taken / to be taken:	Silt curtain and dredging rate were inspected and confirmed in a proper condition during the period. Monitoring equipment is checked and confirmed without problem.
Possible reason for Action or Limit Level Non-compliance:	Dissolved Oxygen At ebb tide, SR13 was situated at upstream of the Project, the water quality would not be affected by the construction. Routine impact monitoring was carried out on 4/10 and 7/10. At flood tide of routine impact monitoring on 4/10, DO (S&M) at G4 (upstream) was 4.15 mg/L while 5.19 was record at G2 (downstream). At flood tide of routine impact monitoring on 7/10, DO (S&M) at G4 (upstream) was 4.91 mg/L while 5.28 was record at G1 (downstream), no decreasing trend of DO (S&M) was shown across the Project. At ebb tide of routine impact monitoring, DO (S&M) at C1 were 4.95 mg/L and 5.07 mg/L on 4/10 and 7/10 respectively. The readings were lower than the Limit Level of SR13, indicating the background DO was low during monitoring period. The exceedance was not considered due to the project. The exceedance may be caused by influences in the vicinity of the station or changes in ambient conditions. Turbidity At ebb tide, SR13 was situated at upstream of the Project, the water quality would not be affected by the construction. Routine impact monitoring was carried out on 4/10 and 7/10. At flood tide of routine impact monitoring on 4/10, Turbidity at G6 (upstream) was 5.6 NTU while 2.1 NTU was recorded at G2 (downstream). At flood tide of routine impact monitoring on 7/10, Turbidity at C2 (upstream) was 8.0 NTU while 6.4 NTU was recorded at G2 (downstream), no increasing trend of turbidity was found across the Project. The exceedance was not considered due to the project. The exceedance may be caused by influences in the vicinity of the station or changes in ambient conditions.

The copyright of this document is owned by MateriaLab Consultants Ltd. It may not be reproduced except with prior written approval from the Company.

MATERIALAB CONSULTANTS LIMITED
Fugro Development Centre,
5 Lok Yi Street,
17 M.S. Castle Peak Road,
Tai Lam, Tuen Mun, N.T., Hong Kong.
Tel : (852)-24508238
Fax : (852)-24508032
Email : mcl@fugro.com.hk

Remarks:	Dredging works conducted at Portion A and Portion B of the Project. According to Contractor, dredged rate (in-situ) at Portion A on 5/10 and 6/10 were 1615 m^3/day and 538 m^3/day respectively, while dredged rate (in-situ) at Portion B on 6/10 was 2154 m^3/day. No dredging work conducted at Portion B on 5/10. Flood tide: 4/10 23:49 – 5/10 06:02, 5/10 12:54 – 5/10 19:58, 6/10 00:50 – 6/10 07:07, 6/10 13:38 – 6/10 20:24 Ebb tide: 5/10 06:02 – 5/10 12:54, 5/10 19:58 – 6/10 00:50, 6/10 07:07 – 6/10 13:38

Certified by: Colin Yung
Designation: Environmental Team Leader

Signature:

Date: 29/10/2014

The copyright of this document is owned by MaterialLab Consultants Ltd. It may not be reproduced except with prior written approval from the Company.

Station	Timestamp	Temp (° C)	DO (%)	DO (mg/L)	Tur (NTU)	Station	Timestamp	Temp (° C)	DO (%)	DO (mg/L)	Tur (NTU)	Station	Timestamp	Temp (° C)	DO (%)	DO (mg/L)	Tur (NTU)	Station	Timestamp	Temp (°C)	DO (%)	DO (mg/L)	Tur (NTU)
SR4	5/10/2014 0:01	29.16	81.0	5.51	3.5	SR4	5/10/2014 6:01	29.11	80.2	5.46	3.8	SR4	5/10/2014 12:01	29.31	84.5	5.75	4.2	SR4	5/10/2014 18:01	29.20	83.7	5.69	7.7
SR4	5/10/2014 0:06	29.17	79.7	5.42	3.4	SR4	5/10/2014 6:06	29.11	80.4	5.47	3.5	SR4	5/10/2014 12:06	29.30	84.8	5.77	4.0	SR4	5/10/2014 18:06	29.20	83.6	5.69	7.3
SR4	5/10/2014 0:11	29.16	80.8	5.50	3.6	SR4	5/10/2014 6:11	29.10	81.4	5.54	3.9	SR4	5/10/2014 12:11	29.29	84.7	5.76	3.8	SR4	5/10/2014 18:11	29.19	83.7	5.71	8.1
SR4	5/10/2014 0:16	29.16	80.2	5.46	4.0	SR4	5/10/2014 6:16	29.09	82.0	5.58	4.8	SR4	5/10/2014 12:16	29.35	85.8	5.83	3.8	SR4	5/10/2014 18:16	29.19	83.5	5.69	8.4
SR4	5/10/2014 0:21	29.17	79.4	5.41	3.2	SR4	5/10/2014 6:21	29.09	81.6	5.55	4.7	SR4	5/10/2014 12:21	29.33	85.9	5.83	3.9	SR4	5/10/2014 18:21	29.19	83.5	5.68	8.1
SR4	5/10/2014 0:26	29.17	78.3	5.30	4.2	SR4	5/10/2014 6:26	29.09	81.2	5.52	4.2	SR4	5/10/2014 12:26	29.34	85.5	5.81	3.0	SR4	5/10/2014 18:26	29.19	83.3	5.67	7.9
SR4	5/10/2014 0:31	29.17	81.7	5.56	3.2	SR4	5/10/2014 6:31	29.09	80.9	5.51	3.8	SR4	5/10/2014 12:31	29.36	86.0	5.84	2.7	SR4	5/10/2014 18:31	29.18	83.6	5.69	9.7
SR4	5/10/2014 0:36	29.17	82.5	5.62	3.2	SR4	5/10/2014 6:36	29.09	80.5	5.47	3.7	SR4	5/10/2014 12:36	29.32	86.2	5.86	2.4	SR4	5/10/2014 18:36	29.17	83.4	5.68	9.9
SR4	5/10/2014 0:41	29.17	82.6	5.63	3.0	SR4	5/10/2014 6:41	29.09	79.4	5.41	3.4	SR4	5/10/2014 12:41	29.32	86.4	5.87	2.3	SR4	5/10/2014 18:41	29.17	83.4	5.69	9.0
SR4	5/10/2014 0:46	29.17	82.3	5.60	2.8	SR4	5/10/2014 6:46	29.10	79.1	5.38	3.8	SR4	5/10/2014 12:46	29.33	86.4	5.88	2.2	SR4	5/10/2014 18:46	29.17	83.4	5.68	8.5
SR4	5/10/2014 0:51	29.18	81.6	5.56	2.5	SR4	5/10/2014 6:51	29.10	79.9	5.43	6.7	SR4	5/10/2014 12:51	29.32	86.9	5.91	3.1	SR4	5/10/2014 18:51	29.17	83.4	5.68	9.0
SR4	5/10/2014 0:56	29.19	81.6	5.51	2.6	SR4	5/10/2014 6:56	29.10	79.6	5.41	4.3	SR4	5/10/2014 12:56	29.31	87.3	5.94	2.4	SR4	5/10/2014 18:56	29.17	83.5	5.69	8.1
SR4	5/10/2014 1:01	29.20	82.9	5.66	2.8	SR4	5/10/2014 7:01	29.09	79.8	5.43	3.3	SR4	5/10/2014 13:01	29.32	87.2	5.93	2.5	SR4	5/10/2014 19:01	29.17	83.1	5.66	8.7
SR4	5/10/2014 1:06	29.21	82.2	5.61	2.9	SR4	5/10/2014 7:06	29.09	80.5	5.48	3.1	SR4	5/10/2014 13:06	29.34	86.7	5.90	2.1	SR4	5/10/2014 19:06	29.17	82.4	5.62	8.0
SR4	5/10/2014 1:11	29.21	83.0	5.66	2.8	SR4	5/10/2014 7:11	29.09	80.1	5.45	3.3	SR4	5/10/2014 13:11	29.32	86.9	5.92	2.2	SR4	5/10/2014 19:11	29.17	82.6	5.63	8.0
SR4	5/10/2014 1:16	29.07	79.7	5.44	2.0	SR4	5/10/2014 7:16	29.09	80.8	5.49	4.2	SR4	5/10/2014 13:16	29.36	86.1	5.86	2.0	SR4	5/10/2014 19:16	29.16	83.0	5.66	7.9
SR4	5/10/2014 1:21	29.21	82.2	5.60	2.6	SR4	5/10/2014 7:21	29.06	80.5	5.48	2.6	SR4	5/10/2014 13:21	29.37	84.4	5.74	1.9	SR4	5/10/2014 19:21	29.16	83.1	5.67	9.1
SR4	5/10/2014 1:26	29.13	80.4	5.49	2.3	SR4	5/10/2014 7:26	29.05	80.9	5.51	4.0	SR4	5/10/2014 13:26	29.35	84.1	5.72	2.3	SR4	5/10/2014 19:26	29.15	83.0	5.66	8.0
SR4	5/10/2014 1:31	29.17	80.6	5.49	3.8	SR4	5/10/2014 7:31	29.07	81.8	5.56	4.6	SR4	5/10/2014 13:31	29.35	86.5	5.89	2.6	SR4	5/10/2014 19:31	29.15	82.9	5.65	9.2
SR4	5/10/2014 1:36	29.17	80.5	5.49	2.5	SR4	5/10/2014 7:36	29.07	81.1	5.53	4.3	SR4	5/10/2014 13:36	29.36	86.7	5.91	3.8	SR4	5/10/2014 19:36	29.15	82.8	5.64	7.5
SR4	5/10/2014 1:41	29.18	81.1	5.52	2.5	SR4	5/10/2014 7:41	29.05	81.3	5.55	3.1	SR4	5/10/2014 13:41	29.39	85.7	5.84	3.7	SR4	5/10/2014 19:41	29.15	82.5	5.63	7.5
SR4	5/10/2014 1:46	29.18	80.8	5.50	2.6	SR4	5/10/2014 7:46	29.06	81.7	5.57	3.9	SR4	5/10/2014 13:46	29.38	87.2	5.95	5.7	SR4	5/10/2014 19:46	29.14	82.7	5.63	8.9
SR4	5/10/2014 1:51	29.16	81.1	5.53	2.7	SR4	5/10/2014 7:51	29.06	81.7	5.57	4.0	SR4	5/10/2014 13:51	29.38	88.3	6.02	3.6	SR4	5/10/2014 19:51	29.14	82.6	5.63	8.1
SR4	5/10/2014 1:56	29.15	82.0	5.58	4.2	SR4	5/10/2014 7:56	29.08	81.6	5.57	3.8	SR4	5/10/2014 13:56	29.39	88.4	6.03	2.4	SR4	5/10/2014 19:56	29.14	82.7	5.63	8.6
SR4	5/10/2014 2:01	29.16	81.0	5.51	2.9	SR4	5/10/2014 8:01	29.08	81.5	5.54	4.3	SR4	5/10/2014 14:01	29.39	89.1	6.08	2.8	SR4	5/10/2014 20:01	29.14	82.4	5.62	6.9
SR4	5/10/2014 2:06	29.15	80.8	5.50	3.9	SR4	5/10/2014 8:06	29.08	81.7	5.57	4.0	SR4	5/10/2014 14:06	29.40	88.6	6.04	2.9	SR4	5/10/2014 20:06	29.13	82.4	5.62	7.9
SR4	5/10/2014 2:11	29.16	80.8	5.50	3.7	SR4	5/10/2014 8:11	29.07	81.9	5.58	3.4	SR4	5/10/2014 14:11	29.40	88.6	6.05	2.1	SR4	5/10/2014 20:11	29.13	82.4	5.62	7.9
SR4	5/10/2014 2:16	29.14	82.6	5.62	5.0	SR4	5/10/2014 8:16	29.07	82.2	5.61	3.4	SR4	5/10/2014 14:16	29.42	88.8	6.04	2.1	SR4	5/10/2014 20:16	29.13	82.2	5.60	7.2
SR4	5/10/2014 2:21	29.14	83.0	5.64	5.0	SR4	5/10/2014 8:21	29.08	79.8	5.43	4.6	SR4	5/10/2014 14:21	29.46	89.6	6.11	2.7	SR4	5/10/2014 20:21	29.12	82.6	5.63	5.6
SR4	5/10/2014 2:26	29.10	80.5	5.48	2.7	SR4	5/10/2014 8:26	29.10	78.9	5.37	6.7	SR4	5/10/2014 14:26	29.45	89.2	6.08	2.1	SR4	5/10/2014 20:26	29.12	84.7	5.78	4.9
SR4	5/10/2014 2:31	29.11	82.1	5.60	2.7	SR4	5/10/2014 8:31	29.09	81.4	5.54	4.4	SR4	5/10/2014 14:31	29.47	89.2	6.08	2.2	SR4	5/10/2014 20:31	29.12	85.0	5.80	4.6
SR4	5/10/2014 2:36	29.12	80.9	5.51	2.6	SR4	5/10/2014 8:36	29.09	81.9	5.58	3.5	SR4	5/10/2014 14:36	29.45	88.2	6.01	2.3	SR4	5/10/2014 20:36	29.12	84.3	5.75	4.2
SR4	5/10/2014 2:41	29.10	80.9	5.52	2.7	SR4	5/10/2014 8:41	29.09	82.0	5.59	4.0	SR4	5/10/2014 14:41	29.42	87.3	5.95	3.0	SR4	5/10/2014 20:41	29.12	84.4	5.76	3.7
SR4	5/10/2014 2:46	29.01	84.7	5.79	2.1	SR4	5/10/2014 8:46	29.10	82.0	5.59	3.9	SR4	5/10/2014 14:46	29.40	88.8	6.05	2.7	SR4	5/10/2014 20:46	29.13	84.0	5.73	3.6
SR4	5/10/2014 2:51	29.04	85.0	5.81	2.2	SR4	5/10/2014 8:51	29.10	81.8	5.57	4.3	SR4	5/10/2014 14:51	29.40	87.6	5.97	2.8	SR4	5/10/2014 20:51	29.13	85.3	5.82	3.5
SR4	5/10/2014 2:56	29.03	84.6	5.78	2.3	SR4	5/10/2014 8:56	29.11	82.0	5.58	3.8	SR4	5/10/2014 14:56	29.39	86.9	5.93	2.8	SR4	5/10/2014 20:56	29.13	84.2	5.75	3.6
SR4	5/10/2014 3:01	29.05	85.0	5.80	2.3	SR4	5/10/2014 9:01	29.11	81.5	5.55	3.1	SR4	5/10/2014 15:01	29.33	87.0	5.94	4.6	SR4	5/10/2014 21:01	29.13	83.9	5.73	3.5
SR4	5/10/2014 3:06	29.05	85.5	5.84	2.4	SR4	5/10/2014 9:06	29.11	81.7	5.57	3.2	SR4	5/10/2014 15:06	29.21	86.6	5.92	6.8	SR4	5/10/2014 21:06	29.12	84.8	5.79	3.0
SR4	5/10/2014 3:11	29.05	85.5	5.84	2.5	SR4	5/10/2014 9:11	29.10	82.3	5.61	4.5	SR4	5/10/2014 15:11	29.18	87.3	5.97	5.1	SR4	5/10/2014 21:11	28.97	85.7	5.87	2.4
SR4	5/10/2014 3:16	29.08	83.9	5.73	3.2	SR4	5/10/2014 9:16	29.10	82.6	5.63	3.1	SR4	5/10/2014 15:16	29.18	86.5	5.91	5.1	SR4	5/10/2014 21:16	28.97	86.7	5.94	2.7
SR4	5/10/2014 3:21	29.09	83.8	5.71	4.0	SR4	5/10/2014 9:21	29.10	82.3	5.61	3.4	SR4	5/10/2014 15:21	29.17	87.0	5.90	4.6	SR4	5/10/2014 21:21	28.99	86.4	5.92	2.8
SR4	5/10/2014 3:26	29.09	83.3	5.68	3.3	SR4	5/10/2014 9:26	29.08	82.6	5.61	4.8	SR4	5/10/2014 15:26	29.18	86.8	5.93	6.1	SR4	5/10/2014 21:26	29.02	85.5	5.85	2.7
SR4	5/10/2014 3:31	29.10	83.4	5.68	3.8	SR4	5/10/2014 9:31	29.07	83.2	5.67	2.8	SR4	5/10/2014 15:31	29.18	86.7	5.92	4.0	SR4	5/10/2014 21:31	29.04	85.2	5.83	2.7
SR4	5/10/2014 3:36	29.11	83.0	5.65	4.2	SR4	5/10/2014 9:36	29.09	83.2	5.67	3.5	SR4	5/10/2014 15:36	29.20	86.2	5.88	4.0	SR4	5/10/2014 21:36	29.13	84.4	5.76	3.4
SR4	5/10/2014 3:41	29.11	82.7	5.63	4.2	SR4	5/10/2014 9:41	29.07	83.5	5.69	3.8	SR4	5/10/2014 15:41	29.17	85.2	5.81	6.0	SR4	5/10/2014 21:41	29.14	84.6	5.77	3.6
SR4	5/10/2014 3:46	29.12	82.7	5.63	5.5	SR4	5/10/2014 9:46	29.08	83.7	5.71	2.4	SR4	5/10/2014 15:46	29.18	85.7	5.84	5.8	SR4	5/10/2014 21:46	29.09	84.9	5.80	3.0
SR4	5/10/2014 3:51	29.12	82.2	5.59	5.9	SR4	5/10/2014 9:51	29.09	83.4	5.69	2.6	SR4	5/10/2014 15:51	29.18	85.0	5.79	6.8	SR4	5/10/2014 21:51	29.08	85.3	5.83	4.2
SR4	5/10/2014 3:56	29.11	82.4	5.60	6.2	SR4	5/10/2014 9:56	29.09	83.6	5.70	2.7	SR4	5/10/2014 15:56	29.18	85.7	5.83	5.4	SR4	5/10/2014 21:56	28.99	85.8	5.88	2.7
SR4	5/10/2014 4:01	29.11	82.1	5.57	5.3	SR4	5/10/2014 10:01	29.07	82.8	5.61	5.2	SR4	5/10/2014 16:01	29.19	85.7	5.83	5.7	SR4	5/10/2014 22:01	29.00	85.9	5.88	2.4
SR4	5/10/2014 4:06	29.11	82.0	5.57	5.2	SR4	5/10/2014 10:06	29.07	82.5	5.63	5.9	SR4	5/10/2014 16:06	29.19	84.6	5.76	6.4	SR4	5/10/2014 22:06	29.03	85.7	5.86	2.9
SR4	5/10/2014 4:11	29.11	82.2	5.59	5.3	SR4	5/10/2014 10:11	29.08	81.6	5.57	3.7	SR4	5/10/2014 16:11	29.21	85.3	5.80	5.3	SR4	5/10/2014 22:11	29.04	85.1	5.82	2.7
SR4	5/10/2014 4:16	29.10	81.5	5.54	3.9	SR4	5/10/2014 10:16	29.08	82.0	5.59	5.7	SR4	5/10/2014 16:16	29.21	85.4	5.81	5.0	SR4	5/10/2014 22:16	29.03	84.8	5.80	2.6
SR4	5/10/2014 4:21	29.11	82.2	5.59	5.1	SR4	5/10/2014 10:21	29.08	81.9	5.59	6.6	SR4	5/10/2014 16:21	29.21	85.6	5.79	7.8	SR4	5/10/2014 22:21	28.99	85.2	5.84	2.2
SR4	5/10/2014 4:26	29.11	81.9	5.57	4.4	SR4	5/10/2014 10:26	29.08	81.3	5.53	6.3	SR4	5/10/2014 16:26	29.21	85.1	5.79	5.1	SR4	5/10/2014 22:26	28.98	83.8	5.74	2.2
SR4	5/10/2014 4:31	29.11	81.9	5.57	5.0	SR4	5/10/2014 10:31	29.09	80.7	5.50	6.2	SR4	5/10/2014 16:31	29.23	85.9	5.85	4.5	SR4	5/10/2014 22:31	29.00	84.9	5.82	2.4
SR4	5/10/2014 4:36	29.11	82.0	5.58	6.2	SR4	5/10/2014 10:36	29.09	81.0	5.50	6.2	SR4	5/10/2014 16:36	29.23	86.0	5.86	4.2	SR4	5/10/2014 22:36	29.03	86.3	5.90	2.5
SR4	5/10/2014 4:41	29.12	81.5	5.55	6.9	SR4	5/10/2014 10:41	29.09	81.8	5.54	8.5	SR4	5/10/2014 16:41	29.23	86.1	5.86	4.7	SR4	5/10/2014 22:41	29.02	85.5	5.86	2.3
SR4	5/10/2014 4:46	29.11	82.0	5.58	5.9	SR4	5/10/2014 10:46	29.10	81.7	5.55	6.7	SR4	5/10/2014 16:46	29.23	84.9	5.78	3.3	SR4	5/10/2014 22:46	29.01	86.3	5.92	2.5
SR4	5/10/2014 4:51	29.11	81.4	5.54	6.3	SR4	5/10/2014 10:51	29.11	81.6	5.54	7.2	SR4	5/10/2014 16:51	29.23	84.8	5.77	3.7	SR4	5/10/2014 22:51	29.01	85.9	5.87	2.4
SR4	5/10/2014 4:56	29.11	80.5	5.47	4.2	SR4	5/10/2014 10:56	29.12	81.6	5.54	6.7	SR4	5/10/2014 16:56	29.23	84.6	5.76	4.4	SR4	5/10/2014 22:56	29.01	85.8	5.85	3.3
SR4	5/10/2014 5:01	29.11	81.1	5.52	5.8	SR4	5/10/2014 11:01	29.12	82.1	5.57	8.4	SR4	5/10/2014 17:01	29.23	83.0	5.65	6.1	SR4	5/10/2014 23:01	29.03	86.0	5.89	2.5
SR4	5/10/2014 5:06	29.11	81.4	5.53	5.5	SR4	5/10/2014 11:06	29.11	81.6	5.54	**10.1**	SR4	5/10/2014 17:06	29.23	84.9	5.77	6.9	SR4	5/10/2014 23:06	29.03	85.6	5.87	2.5
SR4	5/10/2014 5:11	29.11	81.3	5.53	7.3	SR4	5/10/2014 11:11	29.11	81.6	5.53	6.5	SR4	5/10/2014 17:11	29.23	84.7	5.77	5.4	SR4	5/10/2014 23:11	29.00	84.3	5.77	2.4
SR4	5/10/2014 5:16	29.11	80.5	5.47	5.7	SR4	5/10/2014 11:16	29.12	82.8	5.58	**10.7**	SR4	5/10/2014 17:16	29.23	84.4	5.75	5.9	SR4	5/10/2014 23:16	29.09	87.2	5.97	2.7
SR4	5/10/2014 5:21	29.11	80.4	5.47	4.9	SR4	5/10/2014 11:21	29.23	82.0	5.55	4.1	SR4	5/10/2014 17:21	29.22	84.3	5.73	8.1	SR4	5/10/2014 23:21	29.08	86.4	5.88	2.8
SR4	5/10/2014 5:26	29.11	79.4	5.41	3.3	SR4	5/10/2014 11:26	29.28	82.9	5.62	5.3	SR4	5/10/2014 17:26	29.22	84.2	5.74	6.9	SR4	5/10/2014 23:26	29.07	86.1	5.89	2.5
SR4	5/10/2014 5:31	29.11	79.5	5.41	3.5	SR4	5/10/2014 11:31	29.23	82.6	5.61	5.1	SR4	5/10/2014 17:31	29.22	84.0	5.72	7.6	SR4	5/10/2014 23:31	29.08	86.7	5.94	2.5
SR4	5/10/2014 5:36	29.10	79.2	5.39	3.8	SR4	5/10/2014 11:36	29.22	82.9	5.64	5.5	SR4	5/10/2014 17:36	29.21	84.3	5.74	7.6	SR4	5/10/2014 23:36	29.08	86.5	5.92	2.6
SR4	5/10/2014 5:41	29.11	80.1	5.45	4.1	SR4	5/10/2014 11:41	29.24	84.0	5.70	7.1	SR4	5/10/2014 17:41	29.20	84.0	5.72	7.2	SR4	5/10/2014 23:41	29.08	86.7	5.93	2.5
SR4	5/10/2014 5:46	29.11	81.6	5.56	4.1	SR4	5/10/2014 11:46	29.25	85.1	5.79	4.1	SR4	5/10/2014 17:46	29.20	83.5	5.69	6.8	SR4	5/10/2014 23:46	29.07	86.6	5.93	2.9
SR4	5/10/2014 5:51	29.11	80.8	5.50	4.8	SR4	5/10/2014 11:51	29.26	84.7	5.76	4.8	SR4	5/10/2014 17:51	29.20	83.9	5.71	8.8	SR4	5/10/2014 23:51	29.07	85.8	5.87	2.8
SR4	5/10/2014 5:56	29.11	81.1	5.52	4.4	SR4	5/10/2014 11:56	29.28	84.9	5.77	3.4	SR4	5/10/2014 17:56	29.20	84.0	5.72	8.4	SR4	5/10/2014 23:56	29.07	84.5	5.78	2.1

Station	Timestamp	Temp (° C)	DO (%)	DO (mg/L)	Tur (NTU)	Station	Timestamp	Temp (° C)	DO (%)	DO (mg/L)	Tur (NTU)	Station	Timestamp	Temp (° C)	DO (%)	DO (mg/L)	Tur (NTU)	Station	Timestamp	Temp (°C)	DO (%)	DO (mg/L)	Tur (NTU)
SR5	5/10/2014 0:00	29.11	76.7	**5.01**	2.0	SR5	5/10/2014 6:00	29.14	67.8	**4.38**	4.3	SR5	5/10/2014 12:00	29.23	81.1	**5.32**	1.2	SR5	5/10/2014 18:00	29.19	68.0	**4.40**	7.1
SR5	5/10/2014 0:05	29.10	76.8	**5.02**	2.0	SR5	5/10/2014 6:05	29.15	66.7	**4.30**	3.9	SR5	5/10/2014 12:05	29.29	84.7	5.55	0.9	SR5	5/10/2014 18:05	29.19	67.8	**4.39**	6.5
SR5	5/10/2014 0:10	29.13	76.4	**4.98**	1.9	SR5	5/10/2014 6:10	29.14	68.7	**4.43**	4.2	SR5	5/10/2014 12:10	29.33	83.6	5.48	1.2	SR5	5/10/2014 18:10	29.20	68.3	**4.42**	7.1
SR5	5/10/2014 0:15	29.16	76.2	**4.97**	2.3	SR5	5/10/2014 6:15	29.14	69.7	**4.50**	4.1	SR5	5/10/2014 12:15	29.30	82.8	5.42	1.5	SR5	5/10/2014 18:15	29.20	69.3	**4.48**	6.5
SR5	5/10/2014 0:20	29.15	76.2	**4.97**	2.1	SR5	5/10/2014 6:20	29.15	68.2	**4.40**	3.4	SR5	5/10/2014 12:20	29.29	81.9	**5.37**	1.9	SR5	5/10/2014 18:20	29.20	69.8	**4.51**	6.3
SR5	5/10/2014 0:25	29.16	75.8	**4.94**	2.4	SR5	5/10/2014 6:25	29.14	67.8	**4.38**	3.4	SR5	5/10/2014 12:25	29.33	83.3	5.45	1.2	SR5	5/10/2014 18:25	29.20	69.6	**4.50**	6.7
SR5	5/10/2014 0:30	29.15	75.5	**4.91**	2.7	SR5	5/10/2014 6:30	29.15	67.9	**4.38**	3.8	SR5	5/10/2014 12:30	29.27	84.4	5.55	1.0	SR5	5/10/2014 18:30	29.20	68.8	**4.45**	6.8
SR5	5/10/2014 0:35	29.16	75.1	**4.89**	3.1	SR5	5/10/2014 6:35	29.14	67.9	**4.38**	3.8	SR5	5/10/2014 12:35	29.25	83.3	5.47	0.9	SR5	5/10/2014 18:35	29.19	68.8	**4.45**	5.9
SR5	5/10/2014 0:40	29.20	78.4	**5.12**	2.0	SR5	5/10/2014 6:40	29.14	68.3	**4.41**	3.9	SR5	5/10/2014 12:40	29.30	84.1	5.52	1.0	SR5	5/10/2014 18:40	29.19	68.4	**4.42**	6.2
SR5	5/10/2014 0:45	29.21	79.2	**5.17**	1.8	SR5	5/10/2014 6:45	29.14	68.3	**4.41**	4.7	SR5	5/10/2014 12:45	29.31	83.6	5.49	0.9	SR5	5/10/2014 18:45	29.19	68.7	**4.44**	5.8
SR5	5/10/2014 0:50	29.18	78.3	**5.11**	2.4	SR5	5/10/2014 6:50	29.14	68.1	**4.39**	3.9	SR5	5/10/2014 12:50	29.29	82.8	5.44	0.9	SR5	5/10/2014 18:50	29.19	68.2	**4.41**	5.6
SR5	5/10/2014 0:55	29.16	78.2	**5.11**	2.1	SR5	5/10/2014 6:55	29.14	68.5	**4.42**	4.4	SR5	5/10/2014 12:55	29.29	82.5	5.41	1.7	SR5	5/10/2014 18:55	29.19	67.8	**4.38**	6.3
SR5	5/10/2014 1:00	29.18	77.4	**5.05**	2.3	SR5	5/10/2014 7:00	28.88	73.8	**4.83**	2.2	SR5	5/10/2014 13:00	29.29	82.0	**5.38**	1.2	SR5	5/10/2014 19:00	29.18	68.4	**4.42**	6.1
SR5	5/10/2014 1:05	29.18	77.0	**5.03**	2.1	SR5	5/10/2014 7:05	28.88	75.8	**4.96**	2.1	SR5	5/10/2014 13:05	29.28	81.8	**5.36**	1.3	SR5	5/10/2014 19:05	29.18	68.3	**4.41**	7.1
SR5	5/10/2014 1:10	29.18	77.1	**5.03**	2.3	SR5	5/10/2014 7:10	28.94	75.0	**4.89**	2.2	SR5	5/10/2014 13:10	29.28	82.2	5.39	1.4	SR5	5/10/2014 19:10	29.18	68.0	**4.39**	6.6
SR5	5/10/2014 1:15	29.17	77.7	**5.07**	2.2	SR5	5/10/2014 7:15	28.91	76.4	**5.00**	2.2	SR5	5/10/2014 13:15	29.45	84.3	5.52	0.8	SR5	5/10/2014 19:15	29.18	66.5	**4.30**	6.4
SR5	5/10/2014 1:20	29.18	77.8	**5.08**	2.0	SR5	5/10/2014 7:20	28.93	76.3	**4.99**	2.2	SR5	5/10/2014 13:20	29.47	83.2	5.44	1.3	SR5	5/10/2014 19:20	29.18	67.5	**4.36**	6.3
SR5	5/10/2014 1:25	29.21	76.7	**5.01**	2.1	SR5	5/10/2014 7:25	28.94	76.5	**5.00**	2.3	SR5	5/10/2014 13:25	29.53	83.2	5.43	1.0	SR5	5/10/2014 19:25	29.18	67.6	**4.37**	6.3
SR5	5/10/2014 1:30	29.16	74.6	**4.87**	1.9	SR5	5/10/2014 7:30	28.94	76.2	**4.98**	2.0	SR5	5/10/2014 13:30	29.56	82.4	**5.38**	1.4	SR5	5/10/2014 19:30	29.18	67.4	**4.35**	6.2
SR5	5/10/2014 1:35	29.13	74.1	**4.85**	1.6	SR5	5/10/2014 7:35	28.95	76.1	**4.98**	2.6	SR5	5/10/2014 13:35	29.46	80.8	**5.29**	1.4	SR5	5/10/2014 19:35	29.18	67.2	**4.34**	6.9
SR5	5/10/2014 1:40	29.17	78.1	**5.10**	1.9	SR5	5/10/2014 7:40	28.95	74.9	**4.89**	2.4	SR5	5/10/2014 13:40	29.49	81.0	**5.29**	0.9	SR5	5/10/2014 19:40	29.18	67.3	**4.34**	5.9
SR5	5/10/2014 1:45	29.16	77.1	**5.04**	1.8	SR5	5/10/2014 7:45	28.95	75.0	**4.90**	2.2	SR5	5/10/2014 13:45	29.55	81.5	**5.33**	1.0	SR5	5/10/2014 19:45	29.17	68.1	**4.40**	6.5
SR5	5/10/2014 1:50	29.20	76.6	**5.00**	1.9	SR5	5/10/2014 7:50	28.94	75.4	**4.93**	2.3	SR5	5/10/2014 13:50	29.54	81.3	**5.31**	1.2	SR5	5/10/2014 19:50	29.17	68.1	**4.39**	5.9
SR5	5/10/2014 1:55	29.14	79.7	**5.22**	1.6	SR5	5/10/2014 7:55	28.94	75.3	**4.92**	2.4	SR5	5/10/2014 13:55	29.51	81.2	**5.31**	1.2	SR5	5/10/2014 19:55	29.17	67.8	**4.38**	5.8
SR5	5/10/2014 2:00	29.15	78.1	**5.11**	1.6	SR5	5/10/2014 8:00	28.93	74.4	**4.87**	2.2	SR5	5/10/2014 14:00	29.51	80.5	**5.26**	1.1	SR5	5/10/2014 20:00	29.17	66.9	**4.32**	5.7
SR5	5/10/2014 2:05	29.16	78.2	**5.12**	1.6	SR5	5/10/2014 8:05	28.94	74.2	**4.85**	2.3	SR5	5/10/2014 14:05	29.52	80.2	**5.24**	1.1	SR5	5/10/2014 20:05	29.18	67.4	**4.35**	5.9
SR5	5/10/2014 2:10	29.18	77.2	**5.05**	1.6	SR5	5/10/2014 8:10	28.97	74.7	**4.88**	2.7	SR5	5/10/2014 14:10	29.53	80.2	**5.24**	1.1	SR5	5/10/2014 20:10	29.17	67.4	**4.35**	5.5
SR5	5/10/2014 2:15	29.16	77.8	**5.09**	1.7	SR5	5/10/2014 8:15	28.92	74.9	**4.90**	2.1	SR5	5/10/2014 14:15	29.55	80.5	**5.26**	1.1	SR5	5/10/2014 20:15	29.17	67.5	**4.36**	5.4
SR5	5/10/2014 2:20	29.15	77.5	**5.07**	1.6	SR5	5/10/2014 8:20	28.95	74.9	**4.89**	2.5	SR5	5/10/2014 14:20	29.56	80.3	**5.25**	0.9	SR5	5/10/2014 20:20	29.17	67.6	**4.36**	5.2
SR5	5/10/2014 2:25	29.16	77.8	**5.09**	1.4	SR5	5/10/2014 8:25	28.99	74.9	**4.88**	2.3	SR5	5/10/2014 14:25	29.55	79.9	**5.22**	1.6	SR5	5/10/2014 20:25	29.17	68.0	**4.39**	5.1
SR5	5/10/2014 2:30	29.17	77.3	**5.06**	1.5	SR5	5/10/2014 8:30	28.92	74.6	**4.87**	2.2	SR5	5/10/2014 14:30	29.55	79.6	**5.20**	1.0	SR5	5/10/2014 20:30	29.17	68.1	**4.39**	5.5
SR5	5/10/2014 2:35	29.23	76.7	**5.01**	1.8	SR5	5/10/2014 8:35	28.93	73.6	**4.81**	2.1	SR5	5/10/2014 14:35	29.58	79.6	**5.20**	0.8	SR5	5/10/2014 20:35	29.17	67.9	**4.38**	5.0
SR5	5/10/2014 2:40	29.23	76.1	**4.97**	1.9	SR5	5/10/2014 8:40	29.02	75.7	**4.93**	1.7	SR5	5/10/2014 14:40	29.56	79.9	**5.22**	1.1	SR5	5/10/2014 20:40	29.17	67.3	**4.34**	5.2
SR5	5/10/2014 2:45	29.24	76.5	**4.99**	2.2	SR5	5/10/2014 8:45	28.94	75.5	**4.93**	1.7	SR5	5/10/2014 14:45	29.55	79.7	**5.20**	1.1	SR5	5/10/2014 20:45	29.17	67.1	**4.33**	5.3
SR5	5/10/2014 2:50	29.25	76.3	**4.97**	2.4	SR5	5/10/2014 8:50	28.94	75.4	**4.92**	1.7	SR5	5/10/2014 14:50	29.54	79.3	**5.18**	1.2	SR5	5/10/2014 20:50	29.17	67.1	**4.32**	5.0
SR5	5/10/2014 2:55	29.23	76.0	**4.95**	2.0	SR5	5/10/2014 8:55	29.02	77.1	**5.03**	1.9	SR5	5/10/2014 14:55	29.54	79.2	**5.17**	1.0	SR5	5/10/2014 20:55	29.15	65.9	**4.26**	4.8
SR5	5/10/2014 3:00	29.24	76.7	**5.00**	1.9	SR5	5/10/2014 9:00	29.03	76.6	**4.99**	1.6	SR5	5/10/2014 15:00	29.51	79.5	**5.19**	1.1	SR5	5/10/2014 21:00	29.17	66.8	**4.31**	5.5
SR5	5/10/2014 3:05	29.24	75.9	**4.95**	2.2	SR5	5/10/2014 9:05	28.95	78.8	**5.16**	1.6	SR5	5/10/2014 15:05	29.52	79.4	**5.19**	1.0	SR5	5/10/2014 21:05	29.17	66.7	**4.30**	5.4
SR5	5/10/2014 3:10	29.23	75.5	**4.92**	2.1	SR5	5/10/2014 9:10	28.98	77.4	**5.06**	1.8	SR5	5/10/2014 15:10	29.52	80.4	**5.25**	1.8	SR5	5/10/2014 21:10	29.15	65.4	**4.22**	4.1
SR5	5/10/2014 3:15	29.22	76.3	**4.97**	2.3	SR5	5/10/2014 9:15	28.98	77.6	**5.07**	1.7	SR5	5/10/2014 15:15	29.51	80.4	**5.25**	1.4	SR5	5/10/2014 21:15	29.16	65.8	**4.24**	4.6
SR5	5/10/2014 3:20	29.22	74.4	**4.84**	2.4	SR5	5/10/2014 9:20	28.99	77.7	**5.07**	1.6	SR5	5/10/2014 15:20	29.50	80.3	**5.25**	1.8	SR5	5/10/2014 21:20	29.17	65.7	**4.24**	4.6
SR5	5/10/2014 3:25	29.22	74.8	**4.88**	1.8	SR5	5/10/2014 9:25	28.94	80.3	**5.26**	1.2	SR5	5/10/2014 15:25	29.48	79.3	**5.18**	1.5	SR5	5/10/2014 21:25	29.16	64.8	**4.18**	4.5
SR5	5/10/2014 3:30	29.22	74.7	**4.86**	2.0	SR5	5/10/2014 9:30	28.98	79.7	**5.21**	1.4	SR5	5/10/2014 15:30	29.45	79.2	**5.17**	1.6	SR5	5/10/2014 21:30	29.16	67.0	**4.32**	4.7
SR5	5/10/2014 3:35	29.22	73.9	**4.81**	2.2	SR5	5/10/2014 9:35	29.00	79.9	**5.23**	1.7	SR5	5/10/2014 15:35	29.43	78.7	**5.14**	1.9	SR5	5/10/2014 21:35	29.14	73.0	**4.72**	4.3
SR5	5/10/2014 3:40	29.22	73.1	**4.76**	2.2	SR5	5/10/2014 9:40	29.02	78.7	**5.15**	1.4	SR5	5/10/2014 15:40	29.43	77.7	**5.07**	1.8	SR5	5/10/2014 21:40	29.17	72.8	**4.70**	4.6
SR5	5/10/2014 3:45	29.23	73.8	**4.80**	2.4	SR5	5/10/2014 9:45	29.02	80.6	**5.27**	1.2	SR5	5/10/2014 15:45	29.40	77.0	**5.02**	2.0	SR5	5/10/2014 21:45	29.16	72.5	**4.68**	5.0
SR5	5/10/2014 3:50	29.22	72.0	**4.67**	2.8	SR5	5/10/2014 9:50	29.03	79.7	**5.22**	1.2	SR5	5/10/2014 15:50	29.38	76.7	**5.01**	2.4	SR5	5/10/2014 21:50	29.14	71.7	**4.63**	4.5
SR5	5/10/2014 3:55	29.21	70.3	**4.55**	3.2	SR5	5/10/2014 9:55	29.04	78.7	**5.14**	1.8	SR5	5/10/2014 15:55	29.38	76.4	**4.99**	2.3	SR5	5/10/2014 21:55	29.14	71.6	**4.62**	4.5
SR5	5/10/2014 4:00	29.21	70.0	**4.53**	4.7	SR5	5/10/2014 10:00	29.05	79.3	**5.19**	1.3	SR5	5/10/2014 16:00	29.38	75.9	**4.95**	2.4	SR5	5/10/2014 22:00	29.17	71.4	**4.61**	4.8
SR5	5/10/2014 4:05	29.21	69.3	**4.48**	4.3	SR5	5/10/2014 10:05	29.05	79.1	**5.17**	1.5	SR5	5/10/2014 16:05	29.36	75.2	**4.91**	2.6	SR5	5/10/2014 22:05	29.16	72.2	**4.66**	6.0
SR5	5/10/2014 4:10	29.20	69.5	**4.49**	4.9	SR5	5/10/2014 10:10	29.06	78.6	**5.14**	1.8	SR5	5/10/2014 16:10	29.32	74.6	**4.86**	3.1	SR5	5/10/2014 22:10	29.14	73.6	**4.76**	6.0
SR5	5/10/2014 4:15	29.20	68.9	**4.45**	4.1	SR5	5/10/2014 10:15	29.04	79.3	**5.19**	1.9	SR5	5/10/2014 16:15	29.31	73.6	**4.80**	2.7	SR5	5/10/2014 22:15	29.15	73.1	**4.72**	6.3
SR5	5/10/2014 4:20	29.20	68.8	**4.44**	4.6	SR5	5/10/2014 10:20	29.06	80.1	**5.24**	1.6	SR5	5/10/2014 16:20	29.34	73.9	**4.82**	2.6	SR5	5/10/2014 22:20	29.15	72.5	**4.68**	6.8
SR5	5/10/2014 4:25	29.20	68.5	**4.42**	4.4	SR5	5/10/2014 10:25	29.10	80.2	**5.24**	1.5	SR5	5/10/2014 16:25	29.27	71.7	**4.66**	3.8	SR5	5/10/2014 22:25	29.15	72.5	**4.68**	7.7
SR5	5/10/2014 4:30	29.20	68.5	**4.43**	4.7	SR5	5/10/2014 10:30	29.12	81.7	**5.35**	1.1	SR5	5/10/2014 16:30	29.31	72.9	**4.75**	2.7	SR5	5/10/2014 22:30	29.11	73.2	**4.74**	5.3
SR5	5/10/2014 4:35	29.20	68.1	**4.40**	4.4	SR5	5/10/2014 10:35	29.12	80.4	**5.26**	1.4	SR5	5/10/2014 16:35	29.28	72.1	**4.69**	2.8	SR5	5/10/2014 22:35	29.12	73.3	**4.75**	5.0
SR5	5/10/2014 4:40	29.20	68.6	**4.43**	5.3	SR5	5/10/2014 10:40	29.15	80.8	**5.29**	1.2	SR5	5/10/2014 16:40	29.28	72.1	**4.69**	2.9	SR5	5/10/2014 22:40	29.09	73.6	**4.77**	3.7
SR5	5/10/2014 4:45	29.18	69.2	**4.47**	4.5	SR5	5/10/2014 10:45	29.15	80.4	**5.26**	1.4	SR5	5/10/2014 16:45	29.28	72.4	**4.71**	3.3	SR5	5/10/2014 22:45	29.12	73.0	**4.73**	3.5
SR5	5/10/2014 4:50	29.18	69.2	**4.46**	5.7	SR5	5/10/2014 10:50	29.12	80.5	**5.28**	1.3	SR5	5/10/2014 16:50	29.28	72.1	**4.69**	4.8	SR5	5/10/2014 22:50	29.12	73.0	**4.73**	4.9
SR5	5/10/2014 4:55	29.16	69.4	**4.48**	4.6	SR5	5/10/2014 10:55	29.13	80.7	**5.29**	1.3	SR5	5/10/2014 16:55	29.28	73.9	**4.81**	2.6	SR5	5/10/2014 22:55	29.11	73.0	**4.73**	4.1
SR5	5/10/2014 5:00	29.16	69.9	**4.51**	4.3	SR5	5/10/2014 11:00	29.11	79.9	**5.24**	1.5	SR5	5/10/2014 17:00	29.27	72.8	**4.74**	2.8	SR5	5/10/2014 23:00	29.12	72.8	**4.72**	3.7
SR5	5/10/2014 5:05	29.16	69.8	**4.51**	4.5	SR5	5/10/2014 11:05	29.19	80.1	**5.24**	1.9	SR5	5/10/2014 17:05	29.28	72.7	**4.73**	2.9	SR5	5/10/2014 23:05	29.13	72.4	**4.69**	3.9
SR5	5/10/2014 5:10	29.16	70.2	**4.53**	4.2	SR5	5/10/2014 11:10	29.20	81.1	**5.31**	1.4	SR5	5/10/2014 17:10	29.26	72.1	**4.68**	3.5	SR5	5/10/2014 23:10	29.14	72.1	**4.67**	3.6
SR5	5/10/2014 5:15	29.16	70.0	**4.52**	4.3	SR5	5/10/2014 11:15	29.19	81.8	**5.36**	1.1	SR5	5/10/2014 17:15	29.25	71.6	**4.66**	3.9	SR5	5/10/2014 23:15	29.17	71.7	**4.64**	3.7
SR5	5/10/2014 5:20	29.16	70.1	**4.52**	4.2	SR5	5/10/2014 11:20	29.20	80.5	**5.27**	1.3	SR5	5/10/2014 17:20	29.25	70.9	**4.61**	4.3	SR5	5/10/2014 23:20	29.14	71.7	**4.64**	3.4
SR5	5/10/2014 5:25	29.15	68.8	**4.44**	4.1	SR5	5/10/2014 11:25	29.18	80.8	**5.29**	1.3	SR5	5/10/2014 17:25	29.23	69.8	**4.53**	5.9	SR5	5/10/2014 23:25	29.17	71.7	**4.64**	4.2
SR5	5/10/2014 5:30	29.16	64.0	**4.13**	3.9	SR5	5/10/2014 11:30	29.21	81.8	**5.37**	1.4	SR5	5/10/2014 17:30	29.21	69.1	**4.48**	5.9	SR5	5/10/2014 23:30	29.16	72.3	**4.68**	3.7
SR5	5/10/2014 5:35	29.18	63.2	**4.08**	3.6	SR5	5/10/2014 11:35	29.18	80.2	**5.26**	1.2	SR5	5/10/2014 17:35	29.20	69.3	**4.49**	5.9	SR5	5/10/2014 23:35	29.17	71.5	**4.63**	3.8
SR5	5/10/2014 5:40	29.17	66.9	**4.32**	4.0	SR5	5/10/2014 11:40	29.20	81.1	**5.32**	1.1	SR5	5/10/2014 17:40	29.20	68.9	**4.46**	6.2	SR5	5/10/2014 23:40	29.17	71.5	**4.63**	4.1
SR5	5/10/2014 5:45	29.17	64.1	**4.14**	4.2	SR5	5/10/2014 11:45	29.19	82.5	5.41	1.2	SR5	5/10/2014 17:45	29.20	69.0	**4.47**	6.4	SR5	5/10/2014 23:45	29.16	71.3	**4.61**	4.0
SR5	5/10/2014 5:50	29.15	68.6	**4.42**	4.3	SR5	5/10/2014 11:50	29.19	80.6	**5.29**	1.3	SR5	5/10/2014 17:50	29.20	68.4	**4.43**	6.5	SR5	5/10/2014 23:50	29.10	74.2	**4.82**	3.5
SR5	5/10/2014 5:55	29.14	68.1	**4.40**	4.0	SR5	5/10/2014 11:55	29.21	81.4	**5.34**	1.3	SR5	5/10/2014 17:55	29.19	68.5	**4.43**	6.6	SR5	5/10/2014 23:55	29.08	75.2	**4.89**	3.1

Station	Timestamp	Temp (° C)	DO (%)	DO (mg/L)	Tur (NTU)	Station	Timestamp	Temp (° C)	DO (%)	DO (mg/L)	Tur (NTU)	Station	Timestamp	Temp (° C)	DO (%)	DO (mg/L)	Tur (NTU)	Station	Timestamp	Temp (°C)	DO (%)	DO (mg/L)	Tur (NTU)
SR9	5/10/2014 0:00	29.14	108.8	7.00	3.3	SR9	5/10/2014 6:00	28.77	88.1	**5.71**	2.6	SR9	5/10/2014 12:00	29.08	108.9	7.01	2.0	SR9	5/10/2014 18:00	29.46	134.6	8.61	2.8
SR9	5/10/2014 0:05	29.18	108.1	6.94	2.8	SR9	5/10/2014 6:05	28.76	88.6	**5.74**	2.9	SR9	5/10/2014 12:05	29.11	112.4	7.23	1.1	SR9	5/10/2014 18:05	29.46	134.2	8.58	3.1
SR9	5/10/2014 0:10	29.18	106.2	6.82	2.6	SR9	5/10/2014 6:10	28.76	89.1	**5.78**	2.6	SR9	5/10/2014 12:10	29.12	113.4	7.30	1.2	SR9	5/10/2014 18:10	29.50	138.0	8.82	3.0
SR9	5/10/2014 0:15	29.21	104.0	6.67	3.3	SR9	5/10/2014 6:15	28.74	88.7	**5.75**	2.5	SR9	5/10/2014 12:15	29.17	116.1	7.46	0.9	SR9	5/10/2014 18:15	29.48	136.5	8.72	3.0
SR9	5/10/2014 0:20	29.22	101.9	6.53	3.9	SR9	5/10/2014 6:20	28.73	89.7	**5.81**	2.4	SR9	5/10/2014 12:20	29.18	119.8	7.70	0.7	SR9	5/10/2014 18:20	29.47	135.8	8.68	2.8
SR9	5/10/2014 0:25	29.21	100.8	6.47	3.8	SR9	5/10/2014 6:25	28.72	92.3	5.98	1.8	SR9	5/10/2014 12:25	29.20	122.8	7.89	0.5	SR9	5/10/2014 18:25	29.46	137.0	8.83	2.5
SR9	5/10/2014 0:30	29.22	100.6	6.45	3.9	SR9	5/10/2014 6:30	28.72	91.7	**5.94**	2.4	SR9	5/10/2014 12:30	29.21	123.8	7.95	0.5	SR9	5/10/2014 18:30	29.44	136.6	8.74	2.7
SR9	5/10/2014 0:35	29.21	99.8	6.40	3.5	SR9	5/10/2014 6:35	28.72	91.0	**5.90**	2.0	SR9	5/10/2014 12:35	29.22	125.8	8.08	0.5	SR9	5/10/2014 18:35	29.39	129.3	8.27	3.1
SR9	5/10/2014 0:40	29.18	100.5	6.45	3.1	SR9	5/10/2014 6:40	28.74	90.7	**5.88**	1.9	SR9	5/10/2014 12:40	29.21	124.9	8.02	0.9	SR9	5/10/2014 18:40	29.39	128.7	8.24	3.3
SR9	5/10/2014 0:45	29.17	100.6	6.46	3.2	SR9	5/10/2014 6:45	28.78	91.5	**5.93**	1.9	SR9	5/10/2014 12:45	29.26	127.3	8.17	0.6	SR9	5/10/2014 18:45	29.41	132.0	8.45	2.9
SR9	5/10/2014 0:50	29.17	99.1	6.36	3.0	SR9	5/10/2014 6:50	28.76	92.7	6.01	1.8	SR9	5/10/2014 12:50	29.25	126.8	8.14	0.8	SR9	5/10/2014 18:50	29.38	129.8	8.31	3.6
SR9	5/10/2014 0:55	29.15	100.9	6.48	2.8	SR9	5/10/2014 6:55	28.78	92.8	6.01	1.8	SR9	5/10/2014 12:55	29.26	128.8	8.26	1.5	SR9	5/10/2014 18:55	29.37	131.7	8.43	3.1
SR9	5/10/2014 1:00	29.13	100.8	6.47	2.7	SR9	5/10/2014 7:00	28.79	92.6	6.00	1.7	SR9	5/10/2014 13:00	29.29	129.2	8.28	0.8	SR9	5/10/2014 19:00	29.37	131.9	8.45	3.2
SR9	5/10/2014 1:05	29.11	100.8	6.48	2.3	SR9	5/10/2014 7:05	28.79	91.8	**5.94**	2.0	SR9	5/10/2014 13:05	29.34	131.7	8.44	1.0	SR9	5/10/2014 19:05	29.35	130.1	8.34	3.1
SR9	5/10/2014 1:10	29.10	98.0	6.30	2.3	SR9	5/10/2014 7:10	28.79	92.1	**5.96**	1.6	SR9	5/10/2014 13:10	29.36	131.8	8.44	1.1	SR9	5/10/2014 19:10	29.34	131.0	8.39	3.0
SR9	5/10/2014 1:15	29.11	98.1	6.31	2.5	SR9	5/10/2014 7:15	28.79	92.2	5.97	2.0	SR9	5/10/2014 13:15	29.36	132.8	8.50	1.1	SR9	5/10/2014 19:15	29.32	129.7	8.31	3.1
SR9	5/10/2014 1:20	29.07	98.8	6.35	2.6	SR9	5/10/2014 7:20	28.82	91.7	**5.94**	2.4	SR9	5/10/2014 13:20	29.38	133.4	8.54	1.3	SR9	5/10/2014 19:20	29.30	127.1	8.15	3.0
SR9	5/10/2014 1:25	29.07	99.4	6.38	2.6	SR9	5/10/2014 7:25	28.83	91.5	**5.92**	2.3	SR9	5/10/2014 13:25	29.40	134.3	8.59	1.4	SR9	5/10/2014 19:25	29.30	129.4	8.29	2.9
SR9	5/10/2014 1:30	29.06	97.2	6.25	3.3	SR9	5/10/2014 7:30	28.84	91.7	**5.93**	2.4	SR9	5/10/2014 13:30	29.36	135.1	8.65	1.3	SR9	5/10/2014 19:30	29.29	127.5	8.17	3.2
SR9	5/10/2014 1:35	29.05	96.7	6.22	3.5	SR9	5/10/2014 7:35	28.86	91.2	**5.90**	2.5	SR9	5/10/2014 13:35	29.43	135.9	8.69	1.5	SR9	5/10/2014 19:35	29.27	126.1	8.09	3.2
SR9	5/10/2014 1:40	29.04	95.4	6.13	3.9	SR9	5/10/2014 7:40	28.88	90.7	**5.86**	2.7	SR9	5/10/2014 13:40	29.43	136.3	8.71	1.3	SR9	5/10/2014 19:40	29.25	125.6	8.06	3.5
SR9	5/10/2014 1:45	29.04	94.3	6.06	4.3	SR9	5/10/2014 7:45	28.89	90.2	**5.83**	3.4	SR9	5/10/2014 13:45	29.37	136.7	8.74	1.3	SR9	5/10/2014 19:45	29.25	124.4	7.98	3.3
SR9	5/10/2014 1:50	29.03	92.3	**5.94**	4.7	SR9	5/10/2014 7:50	28.88	91.0	**5.87**	3.1	SR9	5/10/2014 13:50	29.46	138.1	8.83	1.5	SR9	5/10/2014 19:50	29.26	120.1	7.70	**4.9**
SR9	5/10/2014 1:55	29.02	91.7	**5.90**	**5.8**	SR9	5/10/2014 7:55	28.88	91.6	**5.91**	3.0	SR9	5/10/2014 13:55	29.48	139.4	8.91	1.8	SR9	5/10/2014 19:55	29.24	121.5	7.79	4.7
SR9	5/10/2014 2:00	29.01	92.3	**5.94**	**6.0**	SR9	5/10/2014 8:00	28.88	91.8	**5.94**	2.9	SR9	5/10/2014 14:00	29.43	140.2	8.97	1.4	SR9	5/10/2014 20:00	29.23	123.8	7.95	4.5
SR9	5/10/2014 2:05	29.01	91.9	**5.91**	**5.8**	SR9	5/10/2014 8:05	28.88	92.5	5.98	2.4	SR9	5/10/2014 14:05	29.42	140.4	8.98	1.5	SR9	5/10/2014 20:05	29.27	127.7	8.19	3.7
SR9	5/10/2014 2:10	29.01	92.3	**5.93**	**6.2**	SR9	5/10/2014 8:10	28.86	93.0	6.01	2.2	SR9	5/10/2014 14:10	29.40	141.4	9.05	1.3	SR9	5/10/2014 20:10	29.26	127.3	8.17	3.9
SR9	5/10/2014 2:15	29.01	92.0	**5.92**	**6.1**	SR9	5/10/2014 8:15	28.87	93.4	6.04	2.3	SR9	5/10/2014 14:15	29.56	141.2	9.01	1.4	SR9	5/10/2014 20:15	29.25	126.2	8.10	3.7
SR9	5/10/2014 2:20	29.01	91.5	**5.88**	**6.0**	SR9	5/10/2014 8:20	28.89	93.5	6.04	2.6	SR9	5/10/2014 14:20	29.49	141.3	9.03	1.5	SR9	5/10/2014 20:20	29.26	126.2	8.10	3.5
SR9	5/10/2014 2:25	29.01	91.1	**5.86**	**5.6**	SR9	5/10/2014 8:25	28.87	92.8	6.00	2.3	SR9	5/10/2014 14:25	29.40	142.6	9.12	1.6	SR9	5/10/2014 20:25	29.25	126.0	8.09	3.5
SR9	5/10/2014 2:30	29.01	91.0	**5.85**	**5.7**	SR9	5/10/2014 8:30	28.86	95.3	6.15	1.9	SR9	5/10/2014 14:30	29.39	142.0	9.09	1.7	SR9	5/10/2014 20:30	29.24	126.8	8.13	3.5
SR9	5/10/2014 2:35	29.01	91.7	**5.90**	**5.1**	SR9	5/10/2014 8:35	28.86	95.1	6.15	1.9	SR9	5/10/2014 14:35	29.38	141.2	9.04	1.9	SR9	5/10/2014 20:35	29.24	125.9	8.08	3.1
SR9	5/10/2014 2:40	29.01	91.5	**5.88**	**5.4**	SR9	5/10/2014 8:40	28.86	95.2	6.15	1.9	SR9	5/10/2014 14:40	29.67	142.6	9.08	2.1	SR9	5/10/2014 20:40	29.24	125.4	8.05	3.3
SR9	5/10/2014 2:45	28.99	91.7	**5.90**	**6.2**	SR9	5/10/2014 8:45	28.84	96.4	6.23	1.9	SR9	5/10/2014 14:45	29.71	142.8	9.10	2.5	SR9	5/10/2014 20:45	29.22	124.8	8.01	3.2
SR9	5/10/2014 2:50	28.98	91.2	**5.87**	**6.3**	SR9	5/10/2014 8:50	28.83	96.1	6.21	1.7	SR9	5/10/2014 14:50	29.68	142.0	9.04	2.4	SR9	5/10/2014 20:50	29.21	124.2	7.97	3.2
SR9	5/10/2014 2:55	28.98	91.7	**5.90**	**7.3**	SR9	5/10/2014 8:55	28.84	96.8	6.26	1.7	SR9	5/10/2014 14:55	29.75	142.4	9.06	2.5	SR9	5/10/2014 20:55	29.19	123.8	7.95	3.1
SR9	5/10/2014 3:00	28.97	91.6	**5.89**	**6.3**	SR9	5/10/2014 9:00	28.84	97.0	6.27	1.8	SR9	5/10/2014 15:00	29.75	142.7	9.08	2.5	SR9	5/10/2014 21:00	29.19	123.6	7.94	2.8
SR9	5/10/2014 3:05	28.97	92.1	**5.93**	**5.8**	SR9	5/10/2014 9:05	28.85	97.2	6.29	1.8	SR9	5/10/2014 15:05	29.72	143.5	9.14	2.6	SR9	5/10/2014 21:05	29.18	123.2	7.91	2.8
SR9	5/10/2014 3:10	28.97	92.1	**5.93**	**5.9**	SR9	5/10/2014 9:10	28.85	96.8	6.27	1.6	SR9	5/10/2014 15:10	29.69	142.5	9.08	2.3	SR9	5/10/2014 21:10	29.18	123.0	7.90	2.9
SR9	5/10/2014 3:15	28.97	92.0	**5.92**	**6.2**	SR9	5/10/2014 9:15	28.84	100.1	6.48	1.4	SR9	5/10/2014 15:15	29.68	143.6	9.15	2.5	SR9	5/10/2014 21:15	29.17	122.4	7.86	2.6
SR9	5/10/2014 3:20	28.97	92.1	**5.92**	**5.3**	SR9	5/10/2014 9:20	28.85	99.1	6.40	1.2	SR9	5/10/2014 15:20	29.69	143.8	9.16	2.4	SR9	5/10/2014 21:20	29.17	121.9	7.83	3.0
SR9	5/10/2014 3:25	28.97	92.1	**5.93**	**5.3**	SR9	5/10/2014 9:25	28.84	100.4	6.48	1.0	SR9	5/10/2014 15:25	29.67	144.3	9.20	2.6	SR9	5/10/2014 21:25	29.15	121.7	7.82	3.0
SR9	5/10/2014 3:30	28.98	91.6	**5.89**	**6.0**	SR9	5/10/2014 9:30	28.84	102.0	6.58	0.8	SR9	5/10/2014 15:30	29.65	145.1	9.25	2.6	SR9	5/10/2014 21:30	29.15	121.5	7.81	2.7
SR9	5/10/2014 3:35	28.99	91.0	**5.85**	**6.6**	SR9	5/10/2014 9:35	28.84	103.2	6.66	0.8	SR9	5/10/2014 15:35	29.68	145.5	9.27	2.6	SR9	5/10/2014 21:35	29.14	122.0	7.85	2.6
SR9	5/10/2014 3:40	28.99	90.9	**5.85**	**5.7**	SR9	5/10/2014 9:40	28.84	103.6	6.69	0.8	SR9	5/10/2014 15:40	29.65	144.9	9.24	2.5	SR9	5/10/2014 21:40	29.15	123.3	7.92	2.6
SR9	5/10/2014 3:45	28.99	90.6	**5.83**	**5.1**	SR9	5/10/2014 9:45	28.85	102.8	6.64	0.7	SR9	5/10/2014 15:45	29.75	148.9	9.48	2.6	SR9	5/10/2014 21:45	29.15	124.5	8.00	2.3
SR9	5/10/2014 3:50	28.99	90.8	**5.84**	4.5	SR9	5/10/2014 9:50	28.86	102.6	6.62	1.9	SR9	5/10/2014 15:50	29.74	148.6	9.46	2.7	SR9	5/10/2014 21:50	29.15	125.0	8.04	2.3
SR9	5/10/2014 3:55	28.98	91.5	**5.89**	4.5	SR9	5/10/2014 9:55	28.86	102.8	6.63	1.0	SR9	5/10/2014 15:55	29.71	148.3	9.44	2.8	SR9	5/10/2014 21:55	29.13	125.1	8.05	2.2
SR9	5/10/2014 4:00	28.98	91.8	**5.91**	**5.0**	SR9	5/10/2014 10:00	28.87	103.3	6.66	1.0	SR9	5/10/2014 16:00	29.74	148.9	9.48	2.8	SR9	5/10/2014 22:00	29.12	124.9	8.03	2.0
SR9	5/10/2014 4:05	28.98	91.2	**5.87**	**5.0**	SR9	5/10/2014 10:05	28.88	103.6	6.68	0.9	SR9	5/10/2014 16:05	29.75	150.1	9.55	2.9	SR9	5/10/2014 22:05	29.11	125.5	8.07	2.0
SR9	5/10/2014 4:10	28.98	91.5	**5.88**	**5.1**	SR9	5/10/2014 10:10	28.89	104.4	6.73	0.9	SR9	5/10/2014 16:10	29.74	150.6	9.60	2.8	SR9	5/10/2014 22:10	29.12	125.6	8.06	2.1
SR9	5/10/2014 4:15	28.97	91.3	**5.88**	**5.0**	SR9	5/10/2014 10:15	28.92	104.4	6.73	1.0	SR9	5/10/2014 16:15	29.73	150.2	9.57	2.9	SR9	5/10/2014 22:15	29.11	126.0	8.10	2.0
SR9	5/10/2014 4:20	28.97	90.3	**5.81**	**4.9**	SR9	5/10/2014 10:20	28.92	104.9	6.76	1.2	SR9	5/10/2014 16:20	29.73	151.0	9.62	2.7	SR9	5/10/2014 22:20	29.11	127.2	8.17	2.0
SR9	5/10/2014 4:25	28.90	89.4	**5.76**	3.0	SR9	5/10/2014 10:25	28.93	104.5	6.74	0.6	SR9	5/10/2014 16:25	29.68	148.9	9.50	3.0	SR9	5/10/2014 22:25	29.10	127.9	8.22	1.8
SR9	5/10/2014 4:30	28.92	88.2	**5.68**	4.1	SR9	5/10/2014 10:30	28.94	104.5	6.73	1.0	SR9	5/10/2014 16:30	29.68	149.6	9.53	2.8	SR9	5/10/2014 22:30	29.11	127.8	8.21	1.8
SR9	5/10/2014 4:35	28.87	86.1	**5.55**	2.7	SR9	5/10/2014 10:35	28.94	104.5	6.73	0.7	SR9	5/10/2014 16:35	29.67	150.8	9.61	3.1	SR9	5/10/2014 22:35	29.12	127.2	8.17	2.0
SR9	5/10/2014 4:40	28.91	87.2	**5.61**	3.6	SR9	5/10/2014 10:40	28.95	103.9	6.70	1.2	SR9	5/10/2014 16:40	29.64	150.2	9.58	2.8	SR9	5/10/2014 22:40	29.14	125.8	8.08	2.0
SR9	5/10/2014 4:45	28.86	85.5	**5.51**	2.9	SR9	5/10/2014 10:45	28.96	105.1	6.77	1.5	SR9	5/10/2014 16:45	29.62	149.5	9.53	2.6	SR9	5/10/2014 22:45	29.15	126.6	8.13	1.9
SR9	5/10/2014 4:50	28.85	87.5	**5.64**	2.7	SR9	5/10/2014 10:50	28.97	104.6	6.74	1.1	SR9	5/10/2014 16:50	29.46	134.4	8.59	2.9	SR9	5/10/2014 22:50	29.13	127.7	8.20	1.7
SR9	5/10/2014 4:55	28.89	88.1	**5.68**	3.4	SR9	5/10/2014 10:55	28.97	105.1	6.77	1.3	SR9	5/10/2014 16:55	29.57	145.4	9.28	2.8	SR9	5/10/2014 22:55	29.14	127.5	8.19	2.0
SR9	5/10/2014 5:00	28.83	87.3	**5.63**	3.4	SR9	5/10/2014 11:00	28.97	105.8	6.81	1.5	SR9	5/10/2014 17:00	29.56	145.7	9.30	2.6	SR9	5/10/2014 23:00	29.13	126.8	8.14	1.8
SR9	5/10/2014 5:05	28.85	87.7	**5.65**	3.1	SR9	5/10/2014 11:05	28.99	105.6	6.80	1.4	SR9	5/10/2014 17:05	29.52	144.4	9.22	2.5	SR9	5/10/2014 23:05	29.14	127.5	8.19	1.8
SR9	5/10/2014 5:10	28.87	87.6	**5.65**	3.3	SR9	5/10/2014 11:10	28.98	104.7	6.74	1.6	SR9	5/10/2014 17:10	29.50	142.4	9.10	2.6	SR9	5/10/2014 23:10	29.13	129.7	8.33	1.4
SR9	5/10/2014 5:15	28.88	87.1	**5.62**	3.3	SR9	5/10/2014 11:15	28.99	104.2	6.71	1.7	SR9	5/10/2014 17:15	29.51	142.3	9.09	2.4	SR9	5/10/2014 23:15	29.13	129.4	8.31	1.6
SR9	5/10/2014 5:20	28.87	87.0	**5.61**	2.9	SR9	5/10/2014 11:20	28.99	104.5	6.73	1.8	SR9	5/10/2014 17:20	29.46	137.8	8.81	2.9	SR9	5/10/2014 23:20	29.13	128.6	8.26	1.6
SR9	5/10/2014 5:25	28.86	86.6	**5.58**	2.7	SR9	5/10/2014 11:25	29.00	103.1	6.64	1.7	SR9	5/10/2014 17:25	29.49	137.4	8.78	2.7	SR9	5/10/2014 23:25	29.12	128.2	8.24	1.6
SR9	5/10/2014 5:30	28.84	87.9	**5.69**	2.7	SR9	5/10/2014 11:30	29.01	106.6	6.86	2.0	SR9	5/10/2014 17:30	29.47	134.7	8.61	2.9	SR9	5/10/2014 23:30	29.11	128.8	8.28	1.7
SR9	5/10/2014 5:35	28.85	87.3	**5.65**	2.8	SR9	5/10/2014 11:35	29.03	106.6	6.87	1.8	SR9	5/10/2014 17:35	29.44	132.3	8.46	2.5	SR9	5/10/2014 23:35	29.11	128.2	8.25	1.6
SR9	5/10/2014 5:40	28.85	89.0	**5.75**	2.9	SR9	5/10/2014 11:40	29.02	104.5	6.73	2.5	SR9	5/10/2014 17:40	29.41	130.7	8.36	2.5	SR9	5/10/2014 23:40	29.12	126.2	8.13	2.1
SR9	5/10/2014 5:45	28.81	88.6	**5.73**	2.9	SR9	5/10/2014 11:45	29.03	104.4	6.73	2.2	SR9	5/10/2014 17:45	29.35	126.5	8.10	3.1	SR9	5/10/2014 23:45	29.12	124.8	8.04	3.1
SR9	5/10/2014 5:50	28.80	88.2	**5.74**	2.7	SR9	5/10/2014 11:50	29.07	107.8	6.94	1.9	SR9	5/10/2014 17:50	29.41	129.9	8.31	2.8	SR9	5/10/2014 23:50	29.14	123.5	7.95	2.6
SR9	5/10/2014 5:55	28.77	88.0	**5.70**	2.8	SR9	5/10/2014 11:55	29.11	109.4	7.04	1.7	SR9	5/10/2014 17:55	29.48	137.3	8.77	2.6	SR9	5/10/2014 23:55	29.14	123.0	7.91	2.6

Station	Timestamp	Temp (° C)	DO (%)	DO (mg/L)	Tur (NTU)	Station	Timestamp	Temp (° C)	DO (%)	DO (mg/L)	Tur (NTU)	Station	Timestamp	Temp (° C)	DO (%)	DO (mg/L)	Tur (NTU)	Station	Timestamp	Temp (°C)	DO (%)	DO (mg/L)	Tur (NTU)
SR10	5/10/2014 0:00	28.91	84.3	5.47	0.7	SR10	5/10/2014 6:00	28.84	58.2	3.78	0.3	SR10	5/10/2014 12:00	29.05	85.9	5.56	0.7	SR10	5/10/2014 18:00	29.10	70.8	4.58	1.7
SR10	5/10/2014 0:05	28.86	84.3	5.48	0.4	SR10	5/10/2014 6:05	28.77	68.1	4.43	0.4	SR10	5/10/2014 12:05	29.10	85.1	5.51	0.6	SR10	5/10/2014 18:05	29.10	70.0	4.53	2.1
SR10	5/10/2014 0:10	28.91	84.2	5.46	0.7	SR10	5/10/2014 6:10	28.82	68.6	4.45	0.3	SR10	5/10/2014 12:10	29.08	84.8	5.50	0.3	SR10	5/10/2014 18:10	29.10	67.3	4.36	6.3
SR10	5/10/2014 0:15	28.91	84.4	5.47	0.7	SR10	5/10/2014 6:15	28.89	80.9	5.24	0.1	SR10	5/10/2014 12:15	29.07	84.7	5.49	0.5	SR10	5/10/2014 18:15	29.10	68.8	4.45	2.1
SR10	5/10/2014 0:20	28.82	84.4	5.48	1.2	SR10	5/10/2014 6:20	28.89	81.2	5.27	0.4	SR10	5/10/2014 12:20	29.05	84.4	5.47	0.8	SR10	5/10/2014 18:20	29.09	63.2	4.09	2.0
SR10	5/10/2014 0:25	28.88	84.2	5.47	1.4	SR10	5/10/2014 6:25	28.87	81.8	5.30	0.4	SR10	5/10/2014 12:25	29.08	84.5	5.47	0.3	SR10	5/10/2014 18:25	29.08	66.8	4.32	2.3
SR10	5/10/2014 0:30	28.83	84.3	5.48	0.4	SR10	5/10/2014 6:30	28.81	81.9	5.32	0.1	SR10	5/10/2014 12:30	29.09	84.3	5.46	1.2	SR10	5/10/2014 18:30	29.07	73.7	4.77	1.4
SR10	5/10/2014 0:35	28.81	84.5	5.49	0.4	SR10	5/10/2014 6:35	28.88	84.8	5.50	0.1	SR10	5/10/2014 12:35	29.07	84.3	5.46	0.9	SR10	5/10/2014 18:35	29.07	75.6	4.90	1.6
SR10	5/10/2014 0:40	28.84	84.8	5.51	0.4	SR10	5/10/2014 6:40	28.89	85.6	5.55	0.4	SR10	5/10/2014 12:40	29.11	84.1	5.45	1.4	SR10	5/10/2014 18:40	29.06	69.7	4.51	1.7
SR10	5/10/2014 0:45	28.89	85.0	5.52	0.4	SR10	5/10/2014 6:45	28.89	84.8	5.50	0.1	SR10	5/10/2014 12:45	29.09	84.1	5.45	1.0	SR10	5/10/2014 18:45	29.05	72.0	4.66	4.4
SR10	5/10/2014 0:50	28.91	85.4	5.54	2.1	SR10	5/10/2014 6:50	28.88	84.8	5.50	0.1	SR10	5/10/2014 12:50	29.09	84.1	5.44	0.6	SR10	5/10/2014 18:50	29.06	60.2	3.90	2.1
SR10	5/10/2014 0:55	28.95	85.8	5.56	0.2	SR10	5/10/2014 6:55	28.87	84.2	5.46	0.2	SR10	5/10/2014 12:55	29.12	84.2	5.45	1.0	SR10	5/10/2014 18:55	29.04	64.4	4.17	1.9
SR10	5/10/2014 1:00	28.90	85.3	5.54	0.2	SR10	5/10/2014 7:00	28.88	83.8	5.44	0.1	SR10	5/10/2014 13:00	29.11	84.3	5.46	1.6	SR10	5/10/2014 19:00	29.03	70.7	4.58	1.1
SR10	5/10/2014 1:05	28.91	85.1	5.52	0.8	SR10	5/10/2014 7:05	28.87	83.5	5.41	0.1	SR10	5/10/2014 13:05	29.14	84.3	5.46	0.7	SR10	5/10/2014 19:05	29.03	78.2	5.07	1.0
SR10	5/10/2014 1:10	28.92	84.8	5.50	0.9	SR10	5/10/2014 7:10	28.88	83.2	5.40	0.3	SR10	5/10/2014 13:10	29.15	84.6	5.48	1.4	SR10	5/10/2014 19:10	29.02	80.2	5.20	0.9
SR10	5/10/2014 1:15	28.89	84.4	5.47	0.3	SR10	5/10/2014 7:15	28.88	83.2	5.40	0.4	SR10	5/10/2014 13:15	29.14	84.8	5.48	2.5	SR10	5/10/2014 19:15	29.03	79.5	5.16	1.1
SR10	5/10/2014 1:20	28.92	84.7	5.49	0.4	SR10	5/10/2014 7:20	28.87	82.8	5.37	0.4	SR10	5/10/2014 13:20	29.14	84.8	5.49	0.5	SR10	5/10/2014 19:20	29.01	78.7	5.10	0.8
SR10	5/10/2014 1:25	28.90	84.4	5.47	0.3	SR10	5/10/2014 7:25	28.87	83.0	5.38	0.2	SR10	5/10/2014 13:25	29.14	85.1	5.50	0.4	SR10	5/10/2014 19:25	29.01	80.7	5.23	0.6
SR10	5/10/2014 1:30	28.92	84.9	5.50	0.7	SR10	5/10/2014 7:30	28.89	83.1	5.39	0.1	SR10	5/10/2014 13:30	29.17	85.0	5.50	0.4	SR10	5/10/2014 19:30	29.03	80.0	5.18	0.9
SR10	5/10/2014 1:35	28.92	83.7	5.42	0.8	SR10	5/10/2014 7:35	28.87	83.5	5.42	0.1	SR10	5/10/2014 13:35	29.20	85.4	5.52	0.5	SR10	5/10/2014 19:35	29.01	76.0	4.93	0.6
SR10	5/10/2014 1:40	28.91	83.8	5.43	0.8	SR10	5/10/2014 7:40	28.87	82.8	5.37	0.3	SR10	5/10/2014 13:40	29.19	85.5	5.53	0.4	SR10	5/10/2014 19:40	29.01	73.8	4.79	1.1
SR10	5/10/2014 1:45	28.90	83.1	5.39	0.9	SR10	5/10/2014 7:45	28.87	84.9	5.51	0.2	SR10	5/10/2014 13:45	29.21	84.6	5.47	1.7	SR10	5/10/2014 19:45	29.00	74.5	4.83	0.9
SR10	5/10/2014 1:50	28.90	81.2	5.26	0.8	SR10	5/10/2014 7:50	28.86	83.4	5.41	0.2	SR10	5/10/2014 13:50	29.20	79.0	5.11	0.6	SR10	5/10/2014 19:50	28.98	77.8	5.05	0.6
SR10	5/10/2014 1:55	28.90	77.1	5.00	0.7	SR10	5/10/2014 7:55	28.88	83.0	5.39	0.2	SR10	5/10/2014 13:55	29.18	75.5	4.89	0.7	SR10	5/10/2014 19:55	28.97	75.5	4.90	0.9
SR10	5/10/2014 2:00	28.90	72.2	4.68	3.4	SR10	5/10/2014 8:00	28.88	83.8	5.43	0.2	SR10	5/10/2014 14:00	29.21	78.6	5.08	0.7	SR10	5/10/2014 20:00	29.00	72.1	4.68	1.4
SR10	5/10/2014 2:05	28.91	69.6	4.51	1.0	SR10	5/10/2014 8:05	28.88	83.8	5.43	0.3	SR10	5/10/2014 14:05	29.27	79.6	5.14	0.4	SR10	5/10/2014 20:05	29.01	69.8	4.53	1.7
SR10	5/10/2014 2:10	28.92	70.8	4.58	1.8	SR10	5/10/2014 8:10	28.88	83.5	5.42	0.2	SR10	5/10/2014 14:10	29.26	81.6	5.27	0.7	SR10	5/10/2014 20:10	29.02	70.0	4.54	2.0
SR10	5/10/2014 2:15	28.91	69.1	4.48	0.9	SR10	5/10/2014 8:15	28.90	81.4	5.27	0.1	SR10	5/10/2014 14:15	29.27	80.7	5.21	0.4	SR10	5/10/2014 20:15	29.04	70.8	4.58	2.5
SR10	5/10/2014 2:20	28.88	75.4	4.89	4.0	SR10	5/10/2014 8:20	28.89	81.9	5.31	0.4	SR10	5/10/2014 14:20	29.24	74.9	4.84	0.7	SR10	5/10/2014 20:20	29.03	69.4	4.50	2.0
SR10	5/10/2014 2:25	28.90	76.8	4.98	1.0	SR10	5/10/2014 8:25	28.89	81.0	5.25	0.9	SR10	5/10/2014 14:25	29.19	77.0	4.98	0.5	SR10	5/10/2014 20:25	29.02	70.2	4.55	1.9
SR10	5/10/2014 2:30	28.90	77.7	5.04	2.1	SR10	5/10/2014 8:30	28.90	76.2	4.94	0.2	SR10	5/10/2014 14:30	29.21	73.5	4.75	0.7	SR10	5/10/2014 20:30	28.98	70.1	4.54	2.0
SR10	5/10/2014 2:35	28.90	77.6	5.03	0.7	SR10	5/10/2014 8:35	28.92	74.0	4.80	0.7	SR10	5/10/2014 14:35	29.22	71.7	4.63	0.8	SR10	5/10/2014 20:35	29.02	70.5	4.56	2.4
SR10	5/10/2014 2:40	28.89	67.5	4.37	1.2	SR10	5/10/2014 8:40	28.94	74.1	4.80	1.1	SR10	5/10/2014 14:40	29.19	74.2	4.80	0.7	SR10	5/10/2014 20:40	29.02	69.9	4.53	2.4
SR10	5/10/2014 2:45	28.88	64.3	4.17	0.2	SR10	5/10/2014 8:45	28.98	79.5	5.15	0.3	SR10	5/10/2014 14:45	29.21	72.6	4.69	0.5	SR10	5/10/2014 20:45	29.02	71.3	4.61	2.2
SR10	5/10/2014 2:50	28.89	62.2	4.03	0.5	SR10	5/10/2014 8:50	28.98	84.9	5.50	0.1	SR10	5/10/2014 14:50	29.19	72.6	4.70	0.7	SR10	5/10/2014 20:50	29.00	69.2	4.48	2.4
SR10	5/10/2014 2:55	28.89	61.1	3.96	1.0	SR10	5/10/2014 8:55	28.93	81.5	5.28	0.3	SR10	5/10/2014 14:55	29.23	75.4	4.87	0.4	SR10	5/10/2014 20:55	29.00	71.2	4.61	2.1
SR10	5/10/2014 3:00	28.88	59.8	3.88	1.1	SR10	5/10/2014 9:00	28.95	82.7	5.36	0.4	SR10	5/10/2014 15:00	29.22	71.2	4.60	0.4	SR10	5/10/2014 21:00	28.98	70.7	4.58	2.2
SR10	5/10/2014 3:05	28.85	62.3	4.04	1.0	SR10	5/10/2014 9:05	28.96	82.3	5.33	0.4	SR10	5/10/2014 15:05	29.20	66.9	4.33	0.5	SR10	5/10/2014 21:05	29.00	71.7	4.64	3.8
SR10	5/10/2014 3:10	28.85	59.6	3.86	1.3	SR10	5/10/2014 9:10	28.94	82.4	5.33	0.1	SR10	5/10/2014 15:10	29.24	68.8	4.45	0.4	SR10	5/10/2014 21:10	29.00	70.2	4.54	2.1
SR10	5/10/2014 3:15	28.85	59.9	3.88	1.0	SR10	5/10/2014 9:15	28.95	81.4	5.27	0.4	SR10	5/10/2014 15:15	29.20	66.9	4.32	0.6	SR10	5/10/2014 21:15	28.99	73.0	4.72	2.0
SR10	5/10/2014 3:20	28.87	65.3	4.23	2.5	SR10	5/10/2014 9:20	28.96	83.0	5.37	3.0	SR10	5/10/2014 15:20	29.22	67.9	4.38	0.7	SR10	5/10/2014 21:20	28.98	74.3	4.81	1.9
SR10	5/10/2014 3:25	28.88	61.0	3.95	0.8	SR10	5/10/2014 9:25	28.98	82.9	5.36	0.1	SR10	5/10/2014 15:25	29.22	68.6	4.43	0.6	SR10	5/10/2014 21:25	28.98	74.0	4.79	2.0
SR10	5/10/2014 3:30	28.88	61.8	4.01	2.1	SR10	5/10/2014 9:30	28.97	83.5	5.40	0.2	SR10	5/10/2014 15:30	29.23	68.8	4.44	0.5	SR10	5/10/2014 21:30	28.98	72.8	4.71	1.8
SR10	5/10/2014 3:35	28.89	65.9	4.27	1.4	SR10	5/10/2014 9:35	28.98	84.0	5.44	0.1	SR10	5/10/2014 15:35	29.23	66.3	4.28	0.6	SR10	5/10/2014 21:35	29.00	73.5	4.75	2.1
SR10	5/10/2014 3:40	28.88	63.7	4.13	0.5	SR10	5/10/2014 9:40	28.96	84.4	5.47	0.3	SR10	5/10/2014 15:40	29.23	67.9	4.39	1.2	SR10	5/10/2014 21:40	28.99	73.4	4.75	2.5
SR10	5/10/2014 3:45	28.89	64.4	4.18	1.3	SR10	5/10/2014 9:45	28.96	85.3	5.53	0.1	SR10	5/10/2014 15:45	29.24	70.7	4.57	1.4	SR10	5/10/2014 21:45	28.95	69.9	4.53	1.9
SR10	5/10/2014 3:50	28.89	63.7	4.13	0.6	SR10	5/10/2014 9:50	28.97	85.5	5.54	0.3	SR10	5/10/2014 15:50	29.22	71.6	4.63	0.9	SR10	5/10/2014 21:50	28.97	70.1	4.54	2.1
SR10	5/10/2014 3:55	28.86	65.6	4.25	0.4	SR10	5/10/2014 9:55	28.98	86.2	5.58	0.4	SR10	5/10/2014 15:55	29.26	70.7	4.56	0.4	SR10	5/10/2014 21:55	28.99	72.5	4.69	2.6
SR10	5/10/2014 4:00	28.86	65.4	4.24	0.8	SR10	5/10/2014 10:00	28.98	85.2	5.52	0.3	SR10	5/10/2014 16:00	29.23	71.5	4.62	0.6	SR10	5/10/2014 22:00	28.99	70.8	4.58	3.0
SR10	5/10/2014 4:05	28.86	66.3	4.30	1.0	SR10	5/10/2014 10:05	28.97	86.9	5.63	0.4	SR10	5/10/2014 16:05	29.24	69.6	4.50	0.7	SR10	5/10/2014 22:05	28.97	74.4	4.81	2.5
SR10	5/10/2014 4:10	28.85	66.3	4.31	0.4	SR10	5/10/2014 10:10	29.00	85.9	5.56	0.1	SR10	5/10/2014 16:10	29.26	72.1	4.65	0.5	SR10	5/10/2014 22:10	28.99	74.2	4.80	2.7
SR10	5/10/2014 4:15	28.84	65.1	4.22	0.2	SR10	5/10/2014 10:15	29.02	85.9	5.56	0.1	SR10	5/10/2014 16:15	29.28	74.7	4.82	0.8	SR10	5/10/2014 22:15	28.99	80.6	5.21	2.8
SR10	5/10/2014 4:20	28.84	68.1	4.42	0.4	SR10	5/10/2014 10:20	29.02	86.8	5.62	0.1	SR10	5/10/2014 16:20	29.24	72.1	4.66	0.7	SR10	5/10/2014 22:20	28.98	79.6	5.15	2.6
SR10	5/10/2014 4:25	28.85	64.2	4.17	0.3	SR10	5/10/2014 10:25	29.01	87.2	5.64	1.1	SR10	5/10/2014 16:25	29.25	74.7	4.83	0.6	SR10	5/10/2014 22:25	28.97	80.8	5.23	2.5
SR10	5/10/2014 4:30	28.86	63.8	4.14	0.4	SR10	5/10/2014 10:30	29.00	87.3	5.65	0.6	SR10	5/10/2014 16:30	29.24	74.7	4.83	0.8	SR10	5/10/2014 22:30	28.97	80.4	5.20	2.4
SR10	5/10/2014 4:35	28.85	65.3	4.24	0.6	SR10	5/10/2014 10:35	29.01	87.5	5.66	0.4	SR10	5/10/2014 16:35	29.24	74.9	4.84	0.9	SR10	5/10/2014 22:35	28.96	80.8	5.23	2.6
SR10	5/10/2014 4:40	28.86	64.7	4.19	0.3	SR10	5/10/2014 10:40	29.01	87.4	5.66	0.1	SR10	5/10/2014 16:40	29.24	73.6	4.75	0.6	SR10	5/10/2014 22:40	28.94	82.2	5.33	2.4
SR10	5/10/2014 4:45	28.87	65.8	4.27	0.7	SR10	5/10/2014 10:45	29.00	87.5	5.67	0.3	SR10	5/10/2014 16:45	29.23	73.7	4.76	1.0	SR10	5/10/2014 22:45	28.92	81.5	5.28	2.4
SR10	5/10/2014 4:50	28.87	61.8	4.01	0.9	SR10	5/10/2014 10:50	29.01	87.5	5.67	0.1	SR10	5/10/2014 16:50	29.22	75.2	4.86	1.0	SR10	5/10/2014 22:50	28.91	80.1	5.20	2.4
SR10	5/10/2014 4:55	28.87	60.5	3.93	1.3	SR10	5/10/2014 10:55	29.01	87.7	5.68	0.2	SR10	5/10/2014 16:55	29.17	80.0	5.17	2.0	SR10	5/10/2014 22:55	28.88	81.9	5.31	2.0
SR10	5/10/2014 5:00	28.86	60.3	3.91	0.9	SR10	5/10/2014 11:00	29.00	87.4	5.66	0.2	SR10	5/10/2014 17:00	29.19	76.4	4.94	1.8	SR10	5/10/2014 23:00	28.88	79.1	5.13	2.4
SR10	5/10/2014 5:05	28.86	60.5	3.93	0.8	SR10	5/10/2014 11:05	29.00	87.4	5.66	0.4	SR10	5/10/2014 17:05	29.18	78.2	5.06	1.9	SR10	5/10/2014 23:05	28.88	73.6	4.77	9.8
SR10	5/10/2014 5:10	28.85	59.9	3.88	0.8	SR10	5/10/2014 11:10	29.01	87.3	5.65	0.1	SR10	5/10/2014 17:10	29.18	79.8	5.16	2.0	SR10	5/10/2014 23:10	28.88	72.7	4.71	2.3
SR10	5/10/2014 5:15	28.81	68.0	4.42	0.3	SR10	5/10/2014 11:15	29.01	87.0	5.63	0.4	SR10	5/10/2014 17:15	29.17	77.4	5.01	1.9	SR10	5/10/2014 23:15	28.88	78.8	5.11	2.7
SR10	5/10/2014 5:20	28.82	65.1	4.22	0.1	SR10	5/10/2014 11:20	29.01	86.8	5.63	0.5	SR10	5/10/2014 17:20	29.16	78.7	5.09	1.5	SR10	5/10/2014 23:20	28.89	80.6	5.23	2.6
SR10	5/10/2014 5:25	28.82	65.4	4.25	0.1	SR10	5/10/2014 11:25	29.00	86.8	5.63	0.4	SR10	5/10/2014 17:25	29.15	80.0	5.18	2.2	SR10	5/10/2014 23:25	28.88	76.6	4.97	2.2
SR10	5/10/2014 5:30	28.82	64.2	4.17	0.1	SR10	5/10/2014 11:30	29.03	86.5	5.60	0.3	SR10	5/10/2014 17:30	29.15	76.8	4.97	1.8	SR10	5/10/2014 23:30	28.89	80.1	5.20	3.7
SR10	5/10/2014 5:35	28.81	64.6	4.20	0.2	SR10	5/10/2014 11:35	29.01	86.2	5.58	0.3	SR10	5/10/2014 17:35	29.15	76.9	4.97	2.5	SR10	5/10/2014 23:35	28.90	81.3	5.27	2.8
SR10	5/10/2014 5:40	28.81	61.3	3.98	0.4	SR10	5/10/2014 11:40	29.05	85.9	5.57	0.4	SR10	5/10/2014 17:40	29.14	76.7	4.96	2.0	SR10	5/10/2014 23:40	28.89	76.3	4.95	2.5
SR10	5/10/2014 5:45	28.82	60.0	3.90	0.4	SR10	5/10/2014 11:45	29.02	86.0	5.58	0.3	SR10	5/10/2014 17:45	29.13	74.4	4.81	1.4	SR10	5/10/2014 23:45	28.90	78.9	5.11	2.1
SR10	5/10/2014 5:50	28.80	61.0	3.96	0.1	SR10	5/10/2014 11:50	29.05	85.9	5.56	0.8	SR10	5/10/2014 17:50	29.13	72.8	4.71	1.7	SR10	5/10/2014 23:50	28.90	80.2	5.20	2.1
SR10	5/10/2014 5:55	28.83	60.6	3.93	0.1	SR10	5/10/2014 11:55	29.02	85.8	5.56	0.5	SR10	5/10/2014 17:55	29.11	69.8	4.52	2.5	SR10	5/10/2014 23:55	28.89	82.6	5.36	1.8

Station	Timestamp	Temp (° C)	DO (%)	DO (mg/L)	Tur (NTU)	Station	Timestamp	Temp (° C)	DO (%)	DO (mg/L)	Tur (NTU)	Station	Timestamp	Temp (° C)	DO (%)	DO (mg/L)	Tur (NTU)	Station	Timestamp	Temp (°C)	DO (%)	DO (mg/L)	Tur (NTU)
SR11	5/10/2014 0:00	29.07	71.1	**4.63**	0.9	SR11	5/10/2014 6:00	28.97	83.9	**5.47**	0.1	SR11	5/10/2014 12:00	28.94	75.3	**4.93**	0.4	SR11	5/10/2014 18:00	29.26	77.1	**5.02**	0.3
SR11	5/10/2014 0:05	29.08	69.8	**4.54**	0.7	SR11	5/10/2014 6:05	28.97	84.1	**5.48**	0.2	SR11	5/10/2014 12:05	28.96	72.2	**4.72**	0.4	SR11	5/10/2014 18:05	29.26	76.0	**4.95**	0.1
SR11	5/10/2014 0:10	29.07	69.5	**4.52**	0.7	SR11	5/10/2014 6:10	28.96	84.3	**5.49**	0.1	SR11	5/10/2014 12:10	28.95	74.6	**4.88**	0.2	SR11	5/10/2014 18:10	29.25	73.6	**4.80**	0.3
SR11	5/10/2014 0:15	29.05	68.3	**4.44**	0.6	SR11	5/10/2014 6:15	28.89	83.7	**5.47**	0.3	SR11	5/10/2014 12:15	28.98	71.8	**4.70**	0.3	SR11	5/10/2014 18:15	29.25	78.2	**5.09**	0.3
SR11	5/10/2014 0:20	29.06	68.3	**4.44**	0.8	SR11	5/10/2014 6:20	28.60	83.0	**5.46**	0.1	SR11	5/10/2014 12:20	28.96	77.0	**5.04**	0.3	SR11	5/10/2014 18:20	29.25	81.8	**5.34**	0.1
SR11	5/10/2014 0:25	29.08	70.6	**4.59**	0.9	SR11	5/10/2014 6:25	28.63	82.7	**5.44**	0.3	SR11	5/10/2014 12:25	28.95	79.7	**5.22**	0.2	SR11	5/10/2014 18:25	29.26	76.9	**5.00**	0.2
SR11	5/10/2014 0:30	29.07	70.9	**4.62**	0.7	SR11	5/10/2014 6:30	28.65	83.1	**5.46**	0.1	SR11	5/10/2014 12:30	28.98	75.8	**4.96**	0.4	SR11	5/10/2014 18:30	29.25	77.9	**5.07**	0.2
SR11	5/10/2014 0:35	29.08	71.7	**4.66**	0.9	SR11	5/10/2014 6:35	28.68	83.4	**5.48**	0.3	SR11	5/10/2014 12:35	28.98	76.8	**5.02**	0.2	SR11	5/10/2014 18:35	29.25	77.2	**5.02**	0.1
SR11	5/10/2014 0:40	29.09	72.6	**4.73**	0.8	SR11	5/10/2014 6:40	28.67	83.0	**5.45**	0.1	SR11	5/10/2014 12:40	29.02	74.3	**4.86**	0.2	SR11	5/10/2014 18:40	29.23	82.5	**5.37**	0.1
SR11	5/10/2014 0:45	29.07	70.6	**4.59**	1.1	SR11	5/10/2014 6:45	28.71	83.7	**5.49**	0.1	SR11	5/10/2014 12:45	29.03	80.5	**5.26**	0.4	SR11	5/10/2014 18:45	29.23	82.2	**5.34**	0.4
SR11	5/10/2014 0:50	29.07	70.5	**4.59**	1.1	SR11	5/10/2014 6:50	28.70	83.2	**5.47**	0.1	SR11	5/10/2014 12:50	29.06	81.5	**5.32**	0.4	SR11	5/10/2014 18:50	29.26	80.0	**5.20**	0.4
SR11	5/10/2014 0:55	29.07	69.2	**4.50**	0.9	SR11	5/10/2014 6:55	28.73	83.8	**5.50**	0.3	SR11	5/10/2014 12:55	29.06	76.7	**5.01**	0.3	SR11	5/10/2014 18:55	29.23	75.0	**4.88**	0.3
SR11	5/10/2014 1:00	29.07	69.4	**4.51**	1.0	SR11	5/10/2014 7:00	28.84	80.0	**5.23**	0.7	SR11	5/10/2014 13:00	29.07	76.9	**5.02**	0.4	SR11	5/10/2014 19:00	29.24	76.2	**4.96**	0.2
SR11	5/10/2014 1:05	29.08	69.4	**4.51**	1.2	SR11	5/10/2014 7:05	28.77	83.4	**5.46**	0.4	SR11	5/10/2014 13:05	29.07	76.6	**5.00**	0.5	SR11	5/10/2014 19:05	29.25	77.7	**5.05**	0.3
SR11	5/10/2014 1:10	29.07	68.4	**4.45**	1.0	SR11	5/10/2014 7:10	28.77	83.1	**5.44**	0.3	SR11	5/10/2014 13:10	29.11	75.9	**4.95**	0.2	SR11	5/10/2014 19:10	29.23	75.7	**4.93**	0.1
SR11	5/10/2014 1:15	29.06	67.3	**4.37**	2.3	SR11	5/10/2014 7:15	28.76	83.6	**5.47**	2.7	SR11	5/10/2014 13:15	29.12	78.9	**5.15**	0.5	SR11	5/10/2014 19:15	29.24	74.1	**4.82**	0.3
SR11	5/10/2014 1:20	29.07	68.3	**4.44**	1.2	SR11	5/10/2014 7:20	28.77	82.2	**5.38**	0.3	SR11	5/10/2014 13:20	29.14	87.0	**5.68**	0.4	SR11	5/10/2014 19:20	29.20	71.7	**4.68**	1.0
SR11	5/10/2014 1:25	29.07	69.7	**4.53**	1.2	SR11	5/10/2014 7:25	28.77	81.2	**5.31**	0.3	SR11	5/10/2014 13:25	29.17	88.0	**5.74**	0.4	SR11	5/10/2014 19:25	29.21	69.7	**4.54**	0.8
SR11	5/10/2014 1:30	29.08	70.9	**4.60**	1.0	SR11	5/10/2014 7:30	28.82	84.0	**5.49**	0.1	SR11	5/10/2014 13:30	29.17	88.8	**5.79**	0.3	SR11	5/10/2014 19:30	29.23	81.0	**5.27**	0.2
SR11	5/10/2014 1:35	29.07	71.9	**4.67**	0.9	SR11	5/10/2014 7:35	28.79	82.7	**5.43**	0.3	SR11	5/10/2014 13:35	29.16	89.5	**5.83**	0.5	SR11	5/10/2014 19:35	29.23	78.3	**5.10**	0.2
SR11	5/10/2014 1:40	29.07	71.3	**4.63**	1.0	SR11	5/10/2014 7:40	28.74	79.3	**5.19**	0.2	SR11	5/10/2014 13:40	29.18	83.1	**5.42**	0.4	SR11	5/10/2014 19:40	29.23	81.3	**5.30**	0.4
SR11	5/10/2014 1:45	29.06	68.1	**4.43**	1.0	SR11	5/10/2014 7:45	28.71	77.0	**5.05**	0.2	SR11	5/10/2014 13:45	29.17	93.3	6.09	0.4	SR11	5/10/2014 19:45	29.21	72.2	**4.70**	0.4
SR11	5/10/2014 1:50	29.05	66.9	**4.35**	0.9	SR11	5/10/2014 7:50	28.75	79.8	**5.23**	0.3	SR11	5/10/2014 13:50	29.19	86.3	**5.63**	0.4	SR11	5/10/2014 19:50	29.20	82.4	**5.37**	0.4
SR11	5/10/2014 1:55	29.06	68.4	**4.44**	1.3	SR11	5/10/2014 7:55	28.77	77.9	**5.11**	0.1	SR11	5/10/2014 13:55	29.19	77.2	**5.03**	0.2	SR11	5/10/2014 19:55	29.19	71.8	**4.68**	0.1
SR11	5/10/2014 2:00	29.07	68.8	**4.47**	1.1	SR11	5/10/2014 8:00	28.81	71.2	**4.66**	0.2	SR11	5/10/2014 14:00	29.17	79.8	**5.20**	0.2	SR11	5/10/2014 20:00	29.21	81.3	**5.29**	0.4
SR11	5/10/2014 2:05	29.05	66.8	**4.34**	1.1	SR11	5/10/2014 8:05	28.81	68.7	**4.50**	0.1	SR11	5/10/2014 14:05	29.17	73.7	**4.80**	0.3	SR11	5/10/2014 20:05	29.18	74.2	**4.83**	0.3
SR11	5/10/2014 2:10	29.07	70.5	**4.57**	1.1	SR11	5/10/2014 8:10	28.83	71.8	**4.70**	0.3	SR11	5/10/2014 14:10	29.19	81.5	**5.30**	0.3	SR11	5/10/2014 20:10	29.19	78.9	**5.13**	0.1
SR11	5/10/2014 2:15	29.08	72.4	**4.70**	0.8	SR11	5/10/2014 8:15	28.81	70.4	**4.60**	0.1	SR11	5/10/2014 14:15	29.19	75.8	**4.94**	0.2	SR11	5/10/2014 20:15	29.18	80.1	**5.22**	0.2
SR11	5/10/2014 2:20	29.07	70.5	**4.58**	0.8	SR11	5/10/2014 8:20	28.86	74.4	**4.86**	0.2	SR11	5/10/2014 14:20	29.18	81.5	**5.31**	0.3	SR11	5/10/2014 20:20	29.16	75.8	**4.93**	0.3
SR11	5/10/2014 2:25	29.09	76.5	**4.97**	0.7	SR11	5/10/2014 8:25	28.86	70.2	**4.58**	0.9	SR11	5/10/2014 14:25	29.19	78.3	**5.10**	0.1	SR11	5/10/2014 20:25	29.15	75.4	**4.92**	0.1
SR11	5/10/2014 2:30	29.09	75.7	**4.92**	0.8	SR11	5/10/2014 8:30	28.90	71.4	**4.66**	0.3	SR11	5/10/2014 14:30	29.21	88.4	**5.75**	0.3	SR11	5/10/2014 20:30	29.14	78.4	**5.11**	0.2
SR11	5/10/2014 2:35	29.07	75.1	**4.88**	1.0	SR11	5/10/2014 8:35	28.89	72.3	**4.71**	0.2	SR11	5/10/2014 14:35	29.21	88.5	**5.76**	0.2	SR11	5/10/2014 20:35	29.16	81.9	**5.35**	0.3
SR11	5/10/2014 2:40	29.09	75.8	**4.92**	0.7	SR11	5/10/2014 8:40	28.83	69.1	**4.52**	0.3	SR11	5/10/2014 14:40	29.21	90.1	**5.87**	0.2	SR11	5/10/2014 20:40	29.15	82.3	**5.36**	0.3
SR11	5/10/2014 2:45	29.10	78.2	**5.08**	0.7	SR11	5/10/2014 8:45	28.87	71.0	**4.63**	0.2	SR11	5/10/2014 14:45	29.24	95.4	6.21	0.3	SR11	5/10/2014 20:45	29.14	88.4	**5.76**	0.4
SR11	5/10/2014 2:50	29.10	77.5	**5.03**	0.8	SR11	5/10/2014 8:50	28.81	69.6	**4.55**	0.5	SR11	5/10/2014 14:50	29.24	95.6	6.22	0.4	SR11	5/10/2014 20:50	29.14	79.4	**5.17**	0.1
SR11	5/10/2014 2:55	29.10	79.2	**5.14**	1.3	SR11	5/10/2014 8:55	28.82	69.4	**4.54**	1.7	SR11	5/10/2014 14:55	29.23	90.2	**5.87**	0.3	SR11	5/10/2014 20:55	29.12	78.4	**5.11**	0.1
SR11	5/10/2014 3:00	29.09	78.6	**5.10**	0.9	SR11	5/10/2014 9:00	28.79	69.3	**4.53**	0.3	SR11	5/10/2014 15:00	29.34	89.5	**5.82**	0.2	SR11	5/10/2014 21:00	29.14	82.4	**5.36**	0.3
SR11	5/10/2014 3:05	29.11	80.6	**5.23**	0.7	SR11	5/10/2014 9:05	28.81	67.0	**4.38**	0.6	SR11	5/10/2014 15:05	29.30	90.7	**5.90**	0.3	SR11	5/10/2014 21:05	29.15	87.4	**5.69**	0.2
SR11	5/10/2014 3:10	29.11	81.3	**5.27**	0.6	SR11	5/10/2014 9:10	28.73	68.5	**4.49**	0.5	SR11	5/10/2014 15:10	29.23	80.3	**5.23**	0.3	SR11	5/10/2014 21:10	29.13	82.1	**5.35**	0.2
SR11	5/10/2014 3:15	29.09	77.8	**5.05**	1.1	SR11	5/10/2014 9:15	28.73	69.1	**4.53**	0.5	SR11	5/10/2014 15:15	29.38	83.0	**5.39**	0.1	SR11	5/10/2014 21:15	29.11	85.5	**5.58**	0.1
SR11	5/10/2014 3:20	29.09	80.3	**5.22**	0.6	SR11	5/10/2014 9:20	28.73	68.3	**4.48**	0.4	SR11	5/10/2014 15:20	29.29	79.7	**5.19**	0.4	SR11	5/10/2014 21:20	29.13	82.7	**5.41**	0.1
SR11	5/10/2014 3:25	29.01	75.0	**4.89**	0.2	SR11	5/10/2014 9:25	28.73	68.8	**4.51**	0.4	SR11	5/10/2014 15:25	29.34	84.2	**5.47**	0.2	SR11	5/10/2014 21:25	29.11	80.6	**5.27**	0.2
SR11	5/10/2014 3:30	29.11	77.0	**5.01**	0.7	SR11	5/10/2014 9:30	28.82	67.3	**4.41**	0.2	SR11	5/10/2014 15:30	29.38	94.7	6.15	0.6	SR11	5/10/2014 21:30	29.10	83.7	**5.46**	0.1
SR11	5/10/2014 3:35	29.11	79.3	**5.15**	0.3	SR11	5/10/2014 9:35	28.68	68.6	**4.50**	0.5	SR11	5/10/2014 15:35	29.37	96.4	6.27	0.1	SR11	5/10/2014 21:35	29.11	80.2	**5.24**	0.1
SR11	5/10/2014 3:40	29.08	79.2	**5.15**	0.2	SR11	5/10/2014 9:40	28.89	68.5	**4.47**	0.2	SR11	5/10/2014 15:40	29.34	100.3	6.52	0.1	SR11	5/10/2014 21:40	29.10	81.4	**5.31**	0.2
SR11	5/10/2014 3:45	29.11	79.3	**5.16**	0.5	SR11	5/10/2014 9:45	28.79	66.7	**4.37**	0.4	SR11	5/10/2014 15:45	29.37	97.1	6.31	0.2	SR11	5/10/2014 21:45	29.11	80.7	**5.26**	0.2
SR11	5/10/2014 3:50	29.08	82.6	**5.37**	0.3	SR11	5/10/2014 9:50	28.84	64.9	**4.24**	0.3	SR11	5/10/2014 15:50	29.34	101.4	6.59	0.1	SR11	5/10/2014 21:50	29.11	80.1	**5.22**	0.3
SR11	5/10/2014 3:55	29.03	87.0	**5.66**	0.5	SR11	5/10/2014 9:55	28.86	66.3	**4.33**	0.3	SR11	5/10/2014 15:55	29.36	99.3	6.45	0.2	SR11	5/10/2014 21:55	29.07	83.2	**5.43**	0.4
SR11	5/10/2014 4:00	29.03	87.0	**5.67**	0.1	SR11	5/10/2014 10:00	28.83	67.1	**4.39**	0.4	SR11	5/10/2014 16:00	29.43	98.2	6.37	0.2	SR11	5/10/2014 22:00	29.11	82.7	**5.39**	0.3
SR11	5/10/2014 4:05	29.04	87.1	**5.67**	0.3	SR11	5/10/2014 10:05	28.79	69.4	**4.54**	0.5	SR11	5/10/2014 16:05	29.37	94.7	6.15	0.1	SR11	5/10/2014 22:05	29.10	82.1	**5.36**	0.1
SR11	5/10/2014 4:10	29.04	87.4	**5.70**	0.3	SR11	5/10/2014 10:10	28.83	70.1	**4.58**	0.3	SR11	5/10/2014 16:10	29.41	97.1	6.30	0.2	SR11	5/10/2014 22:10	29.09	83.6	**5.45**	0.2
SR11	5/10/2014 4:15	29.05	87.5	**5.70**	0.1	SR11	5/10/2014 10:15	28.82	70.1	**4.59**	0.3	SR11	5/10/2014 16:15	29.40	95.0	6.17	0.2	SR11	5/10/2014 22:15	29.09	84.7	**5.53**	0.2
SR11	5/10/2014 4:20	29.05	87.9	**5.72**	0.1	SR11	5/10/2014 10:20	28.87	68.1	**4.45**	0.2	SR11	5/10/2014 16:20	29.41	97.3	6.32	2.1	SR11	5/10/2014 22:20	29.09	79.1	**5.16**	0.1
SR11	5/10/2014 4:25	29.07	88.0	**5.72**	0.1	SR11	5/10/2014 10:25	28.89	65.6	**4.29**	0.5	SR11	5/10/2014 16:25	29.41	99.3	6.45	3.6	SR11	5/10/2014 22:25	29.06	79.8	**5.21**	0.3
SR11	5/10/2014 4:30	29.08	87.7	**5.70**	0.1	SR11	5/10/2014 10:30	28.83	73.1	**4.78**	0.4	SR11	5/10/2014 16:30	29.33	83.3	**5.41**	0.2	SR11	5/10/2014 22:30	29.08	79.8	**5.20**	0.1
SR11	5/10/2014 4:35	29.09	87.6	**5.70**	0.2	SR11	5/10/2014 10:35	28.86	69.7	**4.55**	0.1	SR11	5/10/2014 16:35	29.41	95.5	6.19	0.3	SR11	5/10/2014 22:35	29.06	80.5	**5.25**	0.4
SR11	5/10/2014 4:40	29.07	87.7	**5.71**	0.1	SR11	5/10/2014 10:40	28.85	68.3	**4.46**	0.1	SR11	5/10/2014 16:40	29.36	90.0	**5.85**	0.3	SR11	5/10/2014 22:40	29.08	78.0	**5.09**	0.2
SR11	5/10/2014 4:45	29.04	87.7	**5.72**	0.1	SR11	5/10/2014 10:45	28.86	68.5	**4.48**	0.1	SR11	5/10/2014 16:45	29.44	98.2	6.38	0.9	SR11	5/10/2014 22:45	29.09	79.2	**5.17**	0.1
SR11	5/10/2014 4:50	28.70	86.8	**5.70**	0.2	SR11	5/10/2014 10:50	28.88	67.6	**4.42**	0.7	SR11	5/10/2014 16:50	29.42	95.5	6.19	0.1	SR11	5/10/2014 22:50	29.07	80.0	**5.21**	0.2
SR11	5/10/2014 4:55	28.75	86.5	**5.68**	0.2	SR11	5/10/2014 10:55	28.85	75.0	**4.90**	0.3	SR11	5/10/2014 16:55	29.41	96.3	6.24	0.1	SR11	5/10/2014 22:55	29.07	76.6	**4.99**	0.3
SR11	5/10/2014 5:00	28.78	86.3	**5.67**	0.2	SR11	5/10/2014 11:00	28.87	71.3	**4.65**	0.1	SR11	5/10/2014 17:00	29.42	95.8	6.21	0.1	SR11	5/10/2014 23:00	29.08	73.5	**4.79**	0.1
SR11	5/10/2014 5:05	28.81	83.2	**5.46**	0.1	SR11	5/10/2014 11:05	28.88	73.2	**4.78**	0.1	SR11	5/10/2014 17:05	29.41	94.8	6.15	0.1	SR11	5/10/2014 23:05	29.03	77.4	**5.05**	0.3
SR11	5/10/2014 5:10	29.00	83.2	**5.43**	0.3	SR11	5/10/2014 11:10	28.88	74.9	**4.90**	0.3	SR11	5/10/2014 17:10	29.38	94.4	6.13	0.2	SR11	5/10/2014 23:10	29.00	81.4	**5.32**	0.1
SR11	5/10/2014 5:15	29.04	84.1	**5.48**	0.1	SR11	5/10/2014 11:15	28.88	76.6	**5.02**	0.5	SR11	5/10/2014 17:15	29.39	91.8	**5.96**	0.3	SR11	5/10/2014 23:15	29.01	80.6	**5.26**	0.1
SR11	5/10/2014 5:20	29.05	83.9	**5.47**	0.1	SR11	5/10/2014 11:20	28.89	77.1	**5.04**	0.4	SR11	5/10/2014 17:20	29.34	89.5	**5.82**	0.1	SR11	5/10/2014 23:20	28.97	88.2	**5.76**	0.3
SR11	5/10/2014 5:25	29.03	84.2	**5.49**	0.3	SR11	5/10/2014 11:25	28.88	76.9	**5.04**	0.6	SR11	5/10/2014 17:25	29.30	89.9	**5.84**	0.1	SR11	5/10/2014 23:25	28.99	83.1	**5.43**	0.2
SR11	5/10/2014 5:30	28.99	84.6	**5.51**	0.1	SR11	5/10/2014 11:30	28.86	76.7	**5.02**	0.5	SR11	5/10/2014 17:30	29.32	88.5	**5.75**	0.1	SR11	5/10/2014 23:30	29.02	80.8	**5.28**	0.3
SR11	5/10/2014 5:35	29.01	84.4	**5.50**	0.3	SR11	5/10/2014 11:35	28.88	74.4	**4.87**	0.1	SR11	5/10/2014 17:35	29.31	85.7	**5.57**	1.0	SR11	5/10/2014 23:35	28.95	87.9	**5.75**	0.3
SR11	5/10/2014 5:40	28.97	83.7	**5.46**	0.1	SR11	5/10/2014 11:40	28.87	75.0	**4.92**	0.5	SR11	5/10/2014 17:40	29.28	77.8	**5.06**	0.1	SR11	5/10/2014 23:40	29.02	82.0	**5.36**	0.3
SR11	5/10/2014 5:45	28.98	84.2	**5.50**	0.1	SR11	5/10/2014 11:45	28.91	72.5	**4.74**	0.2	SR11	5/10/2014 17:45	29.29	89.2	**5.80**	0.1	SR11	5/10/2014 23:45	29.06	74.5	**4.86**	0.3
SR11	5/10/2014 5:50	28.97	84.1	**5.50**	0.1	SR11	5/10/2014 11:50	28.94	71.1	**4.65**	0.2	SR11	5/10/2014 17:50	29.27	79.9	**5.20**	0.3	SR11	5/10/2014 23:50	29.03	72.1	**4.71**	0.2
SR11	5/10/2014 5:55	28.97	83.8	**5.47**	0.2	SR11	5/10/2014 11:55	28.94	71.9	**4.69**	0.3	SR11	5/10/2014 17:55	29.27	82.5	**5.37**	0.2	SR11	5/10/2014 23:55	29.03	72.5	**4.73**	0.2

Station	Timestamp	Temp (° C)	DO (%)	DO (mg/L)	Tur (NTU)	Station	Timestamp	Temp (° C)	DO (%)	DO (mg/L)	Tur (NTU)	Station	Timestamp	Temp (° C)	DO (%)	DO (mg/L)	Tur (NTU)	Station	Timestamp	Temp (°C)	DO (%)	DO (mg/L)	Tur (NTU)
SR12	5/10/2014 0:01	29.10	65.4	4.26	3.3	SR12	5/10/2014 6:01	29.09	61.2	3.96	4.2	SR12	5/10/2014 12:01	29.19	68.8	4.44	7.3	SR12	5/10/2014 18:01	29.13	61.3	3.96	6.6
SR12	5/10/2014 0:06	29.15	65.2	4.23	5.1	SR12	5/10/2014 6:06	29.10	59.7	3.86	4.5	SR12	5/10/2014 12:06	29.18	68.9	4.44	7.4	SR12	5/10/2014 18:06	29.17	61.4	3.97	8.0
SR12	5/10/2014 0:11	29.08	66.2	4.31	3.7	SR12	5/10/2014 6:11	29.11	58.3	3.77	4.4	SR12	5/10/2014 12:11	29.18	69.1	4.46	7.8	SR12	5/10/2014 18:11	29.17	60.7	3.92	8.1
SR12	5/10/2014 0:16	29.09	66.3	4.31	3.5	SR12	5/10/2014 6:16	29.11	59.4	3.84	4.3	SR12	5/10/2014 12:16	29.19	69.5	4.48	7.5	SR12	5/10/2014 18:16	29.16	60.9	3.93	7.6
SR12	5/10/2014 0:21	29.14	65.1	4.22	4.9	SR12	5/10/2014 6:21	29.05	59.3	3.84	3.7	SR12	5/10/2014 12:21	29.22	70.1	4.53	5.3	SR12	5/10/2014 18:21	29.16	60.0	3.87	7.7
SR12	5/10/2014 0:26	29.10	64.7	4.21	3.7	SR12	5/10/2014 6:26	29.12	59.1	3.82	5.1	SR12	5/10/2014 12:26	29.19	69.1	4.46	7.3	SR12	5/10/2014 18:26	29.14	62.2	4.02	7.3
SR12	5/10/2014 0:31	29.11	64.4	4.18	3.9	SR12	5/10/2014 6:31	29.11	58.1	3.75	4.7	SR12	5/10/2014 12:31	29.22	70.9	4.58	5.4	SR12	5/10/2014 18:31	29.15	62.1	4.01	6.7
SR12	5/10/2014 0:36	29.14	63.6	4.13	4.8	SR12	5/10/2014 6:36	29.10	60.1	3.88	4.5	SR12	5/10/2014 12:36	29.20	69.9	4.51	5.8	SR12	5/10/2014 18:36	29.14	62.9	4.07	7.5
SR12	5/10/2014 0:41	29.07	66.5	4.32	3.6	SR12	5/10/2014 6:41	29.11	59.2	3.82	4.6	SR12	5/10/2014 12:41	29.23	70.8	4.58	5.1	SR12	5/10/2014 18:41	29.15	62.0	4.00	7.6
SR12	5/10/2014 0:46	29.13	63.5	4.12	6.8	SR12	5/10/2014 6:46	29.11	57.8	3.73	4.1	SR12	5/10/2014 12:46	29.23	71.1	4.59	5.4	SR12	5/10/2014 18:46	29.13	63.3	4.09	6.6
SR12	5/10/2014 0:51	29.16	62.5	4.05	6.5	SR12	5/10/2014 6:51	29.09	58.9	3.81	4.3	SR12	5/10/2014 12:51	29.22	70.4	4.55	5.7	SR12	5/10/2014 18:51	29.14	62.0	4.00	6.7
SR12	5/10/2014 0:56	29.15	64.3	4.17	5.6	SR12	5/10/2014 6:56	29.09	58.8	3.80	4.4	SR12	5/10/2014 12:56	29.24	71.0	4.59	5.6	SR12	5/10/2014 18:56	29.13	63.5	4.10	6.8
SR12	5/10/2014 1:01	29.14	66.0	4.28	4.6	SR12	5/10/2014 7:01	29.10	57.3	3.71	4.3	SR12	5/10/2014 13:01	29.24	71.1	4.59	4.9	SR12	5/10/2014 19:01	29.14	60.6	3.92	6.0
SR12	5/10/2014 1:06	29.14	64.3	4.17	4.5	SR12	5/10/2014 7:06	29.10	57.8	3.73	5.3	SR12	5/10/2014 13:06	29.25	71.3	4.61	4.7	SR12	5/10/2014 19:06	29.12	62.5	4.04	6.4
SR12	5/10/2014 1:11	29.07	65.3	4.25	3.5	SR12	5/10/2014 7:11	29.10	58.7	3.79	5.7	SR12	5/10/2014 13:11	29.23	71.0	4.59	4.9	SR12	5/10/2014 19:11	29.12	62.6	4.05	5.9
SR12	5/10/2014 1:16	29.13	64.3	4.17	4.1	SR12	5/10/2014 7:16	29.06	61.0	3.94	5.6	SR12	5/10/2014 13:16	29.24	71.2	4.60	4.6	SR12	5/10/2014 19:16	29.13	62.5	4.04	6.1
SR12	5/10/2014 1:21	29.13	64.6	4.19	4.0	SR12	5/10/2014 7:21	29.04	62.6	4.05	4.2	SR12	5/10/2014 13:21	29.23	70.8	4.58	4.8	SR12	5/10/2014 19:21	29.11	62.3	4.02	5.9
SR12	5/10/2014 1:26	29.12	64.9	4.21	5.5	SR12	5/10/2014 7:26	29.05	62.6	4.05	4.4	SR12	5/10/2014 13:26	29.23	70.7	4.57	4.5	SR12	5/10/2014 19:26	29.09	62.5	4.04	6.1
SR12	5/10/2014 1:31	29.11	66.0	4.28	4.1	SR12	5/10/2014 7:31	29.05	61.9	4.00	4.3	SR12	5/10/2014 13:31	29.24	70.3	4.55	5.3	SR12	5/10/2014 19:31	29.11	60.7	3.92	5.7
SR12	5/10/2014 1:36	29.11	64.7	4.20	3.7	SR12	5/10/2014 7:36	29.03	63.4	4.10	4.1	SR12	5/10/2014 13:36	29.25	70.7	4.57	4.6	SR12	5/10/2014 19:36	29.10	60.9	3.94	5.6
SR12	5/10/2014 1:41	29.11	65.4	4.25	4.3	SR12	5/10/2014 7:41	29.01	63.5	4.11	4.7	SR12	5/10/2014 13:41	29.25	70.1	4.53	5.3	SR12	5/10/2014 19:41	29.12	61.1	3.95	6.3
SR12	5/10/2014 1:46	29.10	65.8	4.28	3.7	SR12	5/10/2014 7:46	29.03	63.4	4.11	4.3	SR12	5/10/2014 13:46	29.26	70.6	4.57	5.0	SR12	5/10/2014 19:46	29.10	61.4	3.97	5.6
SR12	5/10/2014 1:51	29.08	65.4	4.25	3.8	SR12	5/10/2014 7:51	29.03	62.7	4.06	4.7	SR12	5/10/2014 13:51	29.26	69.9	4.52	4.9	SR12	5/10/2014 19:51	29.10	60.5	3.91	5.5
SR12	5/10/2014 1:56	29.09	64.9	4.22	3.8	SR12	5/10/2014 7:56	29.04	63.7	4.12	4.6	SR12	5/10/2014 13:56	29.20	67.6	4.37	5.6	SR12	5/10/2014 19:56	29.11	60.7	3.92	5.5
SR12	5/10/2014 2:01	29.09	63.5	4.12	3.5	SR12	5/10/2014 8:01	29.04	63.4	4.10	5.4	SR12	5/10/2014 14:01	29.20	68.7	4.44	5.1	SR12	5/10/2014 20:01	29.09	62.4	4.03	5.3
SR12	5/10/2014 2:06	29.09	63.5	4.12	3.8	SR12	5/10/2014 8:06	29.03	62.9	4.07	4.9	SR12	5/10/2014 14:06	29.23	69.8	4.52	4.6	SR12	5/10/2014 20:06	29.10	61.1	3.95	5.6
SR12	5/10/2014 2:11	29.06	65.8	4.27	3.8	SR12	5/10/2014 8:11	29.04	62.0	4.01	4.6	SR12	5/10/2014 14:11	29.23	69.2	4.47	4.8	SR12	5/10/2014 20:11	29.12	60.4	3.90	6.8
SR12	5/10/2014 2:16	29.06	66.0	4.29	4.0	SR12	5/10/2014 8:16	29.05	62.3	4.03	4.8	SR12	5/10/2014 14:16	29.21	68.2	4.41	4.3	SR12	5/10/2014 20:16	29.15	58.2	3.76	6.7
SR12	5/10/2014 2:21	29.10	65.1	4.22	4.7	SR12	5/10/2014 8:21	29.08	63.8	4.13	3.9	SR12	5/10/2014 14:21	29.22	68.7	4.44	4.6	SR12	5/10/2014 20:21	29.16	57.4	3.71	6.6
SR12	5/10/2014 2:26	29.09	64.7	4.20	4.5	SR12	5/10/2014 8:26	29.09	64.6	4.18	4.1	SR12	5/10/2014 14:26	29.22	69.2	4.47	4.2	SR12	5/10/2014 20:26	29.16	57.9	3.74	7.0
SR12	5/10/2014 2:31	29.11	63.5	4.11	4.3	SR12	5/10/2014 8:31	29.09	63.5	4.11	4.1	SR12	5/10/2014 14:31	29.21	67.8	4.38	5.9	SR12	5/10/2014 20:31	29.16	57.1	3.68	6.5
SR12	5/10/2014 2:36	29.12	63.4	4.10	5.0	SR12	5/10/2014 8:36	29.09	63.3	4.10	5.1	SR12	5/10/2014 14:36	29.22	69.2	4.47	5.2	SR12	5/10/2014 20:36	29.16	58.4	3.77	8.5
SR12	5/10/2014 2:41	29.12	62.5	4.04	5.1	SR12	5/10/2014 8:41	29.08	63.5	4.11	5.4	SR12	5/10/2014 14:41	29.21	67.7	4.38	5.2	SR12	5/10/2014 20:41	29.16	58.2	3.76	8.0
SR12	5/10/2014 2:46	29.12	61.6	3.99	4.8	SR12	5/10/2014 8:46	29.09	63.5	4.11	5.8	SR12	5/10/2014 14:46	29.21	67.6	4.37	6.5	SR12	5/10/2014 20:46	29.15	58.4	3.77	8.1
SR12	5/10/2014 2:51	29.13	61.3	3.97	5.2	SR12	5/10/2014 8:51	29.09	63.1	4.09	5.7	SR12	5/10/2014 14:51	29.21	66.6	4.31	8.8	SR12	5/10/2014 20:51	29.14	58.4	3.77	8.2
SR12	5/10/2014 2:56	29.13	61.6	3.98	5.3	SR12	5/10/2014 8:56	29.09	63.3	4.09	5.5	SR12	5/10/2014 14:56	29.20	65.4	4.23	8.7	SR12	5/10/2014 20:56	29.14	59.0	3.81	8.3
SR12	5/10/2014 3:01	29.13	60.9	3.94	4.7	SR12	5/10/2014 9:01	29.08	64.5	4.18	5.9	SR12	5/10/2014 15:01	29.20	64.9	4.19	7.1	SR12	5/10/2014 21:01	29.13	58.8	3.79	8.0
SR12	5/10/2014 3:06	29.13	60.8	3.93	5.5	SR12	5/10/2014 9:06	29.08	64.4	4.17	6.0	SR12	5/10/2014 15:06	29.20	64.3	4.15	7.2	SR12	5/10/2014 21:06	29.13	59.1	3.81	7.3
SR12	5/10/2014 3:11	29.12	62.4	4.03	5.4	SR12	5/10/2014 9:11	29.08	64.3	4.17	5.7	SR12	5/10/2014 15:11	29.20	64.4	4.16	5.8	SR12	5/10/2014 21:11	29.10	60.1	3.88	5.9
SR12	5/10/2014 3:16	29.13	60.9	3.94	6.5	SR12	5/10/2014 9:16	29.08	65.6	4.25	5.5	SR12	5/10/2014 15:16	29.20	63.3	4.09	5.5	SR12	5/10/2014 21:16	29.11	59.6	3.85	6.0
SR12	5/10/2014 3:21	29.13	61.4	3.96	6.3	SR12	5/10/2014 9:21	29.08	65.2	4.22	5.6	SR12	5/10/2014 15:21	29.19	63.4	4.10	6.2	SR12	5/10/2014 21:21	29.12	59.3	3.83	6.7
SR12	5/10/2014 3:26	29.13	61.0	3.94	5.9	SR12	5/10/2014 9:26	29.09	65.2	4.22	5.7	SR12	5/10/2014 15:26	29.19	63.0	4.07	5.2	SR12	5/10/2014 21:26	29.12	59.2	3.82	6.6
SR12	5/10/2014 3:31	29.13	60.4	3.90	6.8	SR12	5/10/2014 9:31	29.09	64.7	4.19	6.2	SR12	5/10/2014 15:31	29.19	63.4	4.10	9.0	SR12	5/10/2014 21:31	29.12	59.3	3.83	6.5
SR12	5/10/2014 3:36	29.14	60.1	3.88	7.4	SR12	5/10/2014 9:36	29.11	65.2	4.22	5.7	SR12	5/10/2014 15:36	29.19	62.7	4.05	9.1	SR12	5/10/2014 21:36	29.12	59.7	3.85	7.4
SR12	5/10/2014 3:41	29.13	61.4	3.96	6.9	SR12	5/10/2014 9:41	29.12	65.0	4.20	6.2	SR12	5/10/2014 15:41	29.19	62.0	4.01	6.6	SR12	5/10/2014 21:41	29.03	64.5	4.18	4.7
SR12	5/10/2014 3:46	29.13	60.8	3.92	7.5	SR12	5/10/2014 9:46	29.13	64.8	4.19	5.6	SR12	5/10/2014 15:46	29.19	62.0	4.00	7.1	SR12	5/10/2014 21:46	29.06	66.5	4.31	4.5
SR12	5/10/2014 3:51	29.13	60.8	3.92	8.8	SR12	5/10/2014 9:51	29.13	64.6	4.18	6.0	SR12	5/10/2014 15:51	29.18	61.7	3.99	8.7	SR12	5/10/2014 21:51	29.12	64.7	4.18	5.8
SR12	5/10/2014 3:56	29.13	60.7	3.92	8.3	SR12	5/10/2014 9:56	29.13	64.3	4.16	6.5	SR12	5/10/2014 15:56	29.17	61.8	3.99	**15.4**	SR12	5/10/2014 21:56	29.12	64.1	4.14	6.0
SR12	5/10/2014 4:01	29.13	60.7	3.92	**10.1**	SR12	5/10/2014 10:01	29.14	64.1	4.14	7.6	SR12	5/10/2014 16:01	29.18	61.8	3.99	**11.6**	SR12	5/10/2014 22:01	29.12	63.7	4.12	5.7
SR12	5/10/2014 4:06	29.13	60.3	3.89	7.3	SR12	5/10/2014 10:06	29.15	64.3	4.16	6.8	SR12	5/10/2014 16:06	29.17	61.1	3.95	**12.7**	SR12	5/10/2014 22:06	29.12	64.8	4.19	5.2
SR12	5/10/2014 4:11	29.12	61.0	3.94	7.5	SR12	5/10/2014 10:11	29.15	64.7	4.18	7.3	SR12	5/10/2014 16:11	29.18	59.7	3.86	**14.2**	SR12	5/10/2014 22:11	29.12	64.2	4.16	5.7
SR12	5/10/2014 4:16	29.11	61.8	3.99	7.4	SR12	5/10/2014 10:16	29.16	64.9	4.20	7.9	SR12	5/10/2014 16:16	29.17	60.7	3.92	**13.3**	SR12	5/10/2014 22:16	29.12	64.5	4.18	5.6
SR12	5/10/2014 4:21	29.11	61.6	3.98	7.0	SR12	5/10/2014 10:21	29.16	65.0	4.20	7.1	SR12	5/10/2014 16:21	29.15	61.4	3.97	**12.6**	SR12	5/10/2014 22:21	29.14	64.8	4.20	6.0
SR12	5/10/2014 4:26	29.11	61.4	3.97	6.5	SR12	5/10/2014 10:26	29.17	65.3	4.22	8.0	SR12	5/10/2014 16:26	29.16	60.7	3.92	**14.2**	SR12	5/10/2014 22:26	29.14	64.3	4.16	6.3
SR12	5/10/2014 4:31	29.11	60.4	3.90	8.2	SR12	5/10/2014 10:31	29.16	66.0	4.26	7.9	SR12	5/10/2014 16:31	29.16	61.0	3.94	**14.3**	SR12	5/10/2014 22:31	29.13	65.4	4.23	5.2
SR12	5/10/2014 4:36	29.11	61.2	3.95	6.4	SR12	5/10/2014 10:36	29.17	65.9	4.26	8.1	SR12	5/10/2014 16:36	29.16	61.2	3.96	**16.7**	SR12	5/10/2014 22:36	29.13	65.8	4.26	5.6
SR12	5/10/2014 4:41	29.12	60.9	3.93	6.2	SR12	5/10/2014 10:41	29.16	66.6	4.30	9.8	SR12	5/10/2014 16:41	29.16	59.8	3.86	**14.4**	SR12	5/10/2014 22:41	29.13	66.0	4.27	5.4
SR12	5/10/2014 4:46	29.12	59.9	3.87	7.0	SR12	5/10/2014 10:46	29.16	66.6	4.30	**11.1**	SR12	5/10/2014 16:46	29.14	60.7	3.92	**14.1**	SR12	5/10/2014 22:46	29.12	66.3	4.30	5.7
SR12	5/10/2014 4:51	29.13	59.1	3.82	7.2	SR12	5/10/2014 10:51	29.18	67.2	4.34	8.9	SR12	5/10/2014 16:51	29.15	63.0	4.07	**11.2**	SR12	5/10/2014 22:51	29.11	67.3	4.36	5.1
SR12	5/10/2014 4:56	29.11	60.1	3.88	6.0	SR12	5/10/2014 10:56	29.17	67.0	4.33	9.8	SR12	5/10/2014 16:56	29.17	63.0	4.07	8.2	SR12	5/10/2014 22:56	29.10	68.1	4.42	4.9
SR12	5/10/2014 5:01	29.11	59.1	3.82	6.2	SR12	5/10/2014 11:01	29.17	67.0	4.33	9.6	SR12	5/10/2014 17:01	29.17	62.7	4.05	7.9	SR12	5/10/2014 23:01	29.08	68.8	4.46	6.0
SR12	5/10/2014 5:06	29.13	57.6	3.72	6.4	SR12	5/10/2014 11:06	29.18	67.1	4.34	8.7	SR12	5/10/2014 17:06	29.16	63.0	4.07	6.6	SR12	5/10/2014 23:06	29.11	68.6	4.45	4.6
SR12	5/10/2014 5:11	29.13	58.7	3.79	6.3	SR12	5/10/2014 11:11	29.18	67.0	4.33	9.3	SR12	5/10/2014 17:11	29.15	62.5	4.04	6.3	SR12	5/10/2014 23:11	29.12	68.3	4.43	5.0
SR12	5/10/2014 5:16	29.13	58.4	3.77	6.2	SR12	5/10/2014 11:16	29.19	67.1	4.34	9.3	SR12	5/10/2014 17:16	29.16	62.8	4.06	6.9	SR12	5/10/2014 23:16	29.12	67.6	4.38	5.0
SR12	5/10/2014 5:21	29.08	59.9	3.87	5.0	SR12	5/10/2014 11:21	29.20	67.8	4.38	8.9	SR12	5/10/2014 17:21	29.16	62.6	4.05	6.2	SR12	5/10/2014 23:21	29.12	69.0	4.48	4.5
SR12	5/10/2014 5:26	29.09	59.9	3.87	5.5	SR12	5/10/2014 11:26	29.20	68.5	4.42	8.9	SR12	5/10/2014 17:26	29.13	62.1	4.02	5.5	SR12	5/10/2014 23:26	29.13	68.9	4.47	5.0
SR12	5/10/2014 5:31	29.02	59.8	3.88	4.0	SR12	5/10/2014 11:31	29.21	68.6	4.43	8.8	SR12	5/10/2014 17:31	29.18	60.0	3.88	8.1	SR12	5/10/2014 23:31	29.13	67.9	4.40	4.8
SR12	5/10/2014 5:36	29.09	59.6	3.86	4.9	SR12	5/10/2014 11:36	29.20	69.8	4.51	7.7	SR12	5/10/2014 17:36	29.18	60.5	3.91	7.7	SR12	5/10/2014 23:36	29.13	68.2	4.42	5.0
SR12	5/10/2014 5:41	29.08	59.5	3.85	4.4	SR12	5/10/2014 11:41	29.20	69.8	4.51	6.9	SR12	5/10/2014 17:41	29.15	63.0	4.07	6.6	SR12	5/10/2014 23:41	29.13	68.8	4.46	4.8
SR12	5/10/2014 5:46	29.08	59.6	3.85	4.4	SR12	5/10/2014 11:46	29.20	69.8	4.51	7.1	SR12	5/10/2014 17:46	29.18	60.5	3.91	**10.2**	SR12	5/10/2014 23:46	29.12	69.2	4.49	4.5
SR12	5/10/2014 5:51	29.02	59.7	3.87	3.4	SR12	5/10/2014 11:51	29.20	69.6	4.50	7.4	SR12	5/10/2014 17:51	29.17	60.2	3.89	7.7	SR12	5/10/2014 23:51	29.12	70.0	4.54	3.9
SR12	5/10/2014 5:56	29.08	60.4	3.91	4.1	SR12	5/10/2014 11:56	29.18	69.4	4.48	7.5	SR12	5/10/2014 17:56	29.14	61.4	3.97	6.5	SR12	5/10/2014 23:56	29.13	69.6	4.52	4.4

Station	Timestamp	Temp (° C)	DO (%)	DO (mg/L)	Tur (NTU)	Station	Timestamp	Temp (° C)	DO (%)	DO (mg/L)	Tur (NTU)	Station	Timestamp	Temp (° C)	DO (%)	DO (mg/L)	Tur (NTU)	Station	Timestamp	Temp (°C)	DO (%)	DO (mg/L)	Tur (NTU)
SR13	5/10/2014 0:00	29.09	66.0	**4.30**	3.3	SR13	5/10/2014 6:00	29.07	61.2	**3.98**	4.4	SR13	5/10/2014 12:00	29.07	58.0	**3.78**	4.9	SR13	5/10/2014 18:00	29.22	62.1	**4.03**	3.8
SR13	5/10/2014 0:05	29.08	65.9	**4.29**	3.0	SR13	5/10/2014 6:05	29.08	60.4	**3.93**	5.1	SR13	5/10/2014 12:05	29.08	58.8	**3.83**	5.3	SR13	5/10/2014 18:05	29.21	62.0	**4.02**	4.3
SR13	5/10/2014 0:10	29.08	65.4	**4.26**	2.8	SR13	5/10/2014 6:10	29.09	59.8	**3.89**	5.7	SR13	5/10/2014 12:10	29.08	58.9	**3.83**	5.5	SR13	5/10/2014 18:10	29.21	62.5	**4.06**	5.6
SR13	5/10/2014 0:15	29.08	66.0	**4.30**	3.1	SR13	5/10/2014 6:15	29.09	59.6	**3.88**	5.4	SR13	5/10/2014 12:15	29.07	58.4	**3.80**	6.1	SR13	5/10/2014 18:15	29.21	62.0	**4.02**	5.4
SR13	5/10/2014 0:20	29.07	65.9	**4.30**	2.7	SR13	5/10/2014 6:20	29.10	59.4	**3.86**	5.2	SR13	5/10/2014 12:20	29.07	59.0	**3.84**	7.0	SR13	5/10/2014 18:20	29.20	62.5	**4.06**	8.0
SR13	5/10/2014 0:25	29.07	65.6	**4.27**	2.5	SR13	5/10/2014 6:25	29.10	59.3	**3.85**	5.5	SR13	5/10/2014 12:25	29.08	58.7	**3.82**	6.6	SR13	5/10/2014 18:25	29.21	61.3	**3.98**	4.3
SR13	5/10/2014 0:30	29.08	65.3	**4.26**	2.8	SR13	5/10/2014 6:30	29.08	60.2	**3.92**	4.1	SR13	5/10/2014 12:30	29.06	57.3	**3.73**	6.4	SR13	5/10/2014 18:30	29.19	60.8	**3.95**	4.5
SR13	5/10/2014 0:35	29.08	65.6	**4.28**	2.6	SR13	5/10/2014 6:35	29.09	59.3	**3.86**	4.5	SR13	5/10/2014 12:35	29.10	58.9	**3.83**	6.0	SR13	5/10/2014 18:35	29.20	61.6	**4.00**	5.7
SR13	5/10/2014 0:40	29.08	65.4	**4.26**	2.5	SR13	5/10/2014 6:40	29.08	59.0	**3.84**	3.9	SR13	5/10/2014 12:40	29.11	60.0	**3.90**	5.9	SR13	5/10/2014 18:40	29.19	62.5	**4.06**	7.3
SR13	5/10/2014 0:45	29.08	64.6	**4.21**	4.1	SR13	5/10/2014 6:45	29.08	59.7	**3.88**	4.2	SR13	5/10/2014 12:45	29.10	59.1	**3.85**	5.6	SR13	5/10/2014 18:45	29.17	62.8	**4.08**	**20.9**
SR13	5/10/2014 0:50	29.08	64.7	**4.21**	3.1	SR13	5/10/2014 6:50	29.06	59.7	**3.89**	3.5	SR13	5/10/2014 12:50	29.10	59.6	**3.88**	6.0	SR13	5/10/2014 18:50	29.16	62.0	**4.03**	**22.4**
SR13	5/10/2014 0:55	29.08	64.0	**4.17**	4.2	SR13	5/10/2014 6:55	29.07	60.1	**3.91**	3.9	SR13	5/10/2014 12:55	29.08	58.0	**3.78**	6.2	SR13	5/10/2014 18:55	29.16	61.7	**4.01**	**26.1**
SR13	5/10/2014 1:00	29.07	64.8	**4.22**	3.4	SR13	5/10/2014 7:00	29.07	60.4	**3.93**	3.5	SR13	5/10/2014 13:00	29.09	58.3	**3.79**	5.9	SR13	5/10/2014 19:00	29.16	61.9	**4.02**	**17.9**
SR13	5/10/2014 1:05	29.09	64.3	**4.19**	**16.8**	SR13	5/10/2014 7:05	29.06	61.1	**3.98**	3.8	SR13	5/10/2014 13:05	29.14	60.1	**3.90**	6.4	SR13	5/10/2014 19:05	29.16	61.9	**4.02**	**17.8**
SR13	5/10/2014 1:10	29.09	64.3	**4.19**	12.6	SR13	5/10/2014 7:10	29.04	61.7	**4.02**	3.6	SR13	5/10/2014 13:10	28.92	55.8	**3.64**	5.6	SR13	5/10/2014 19:10	29.17	61.6	**4.00**	**14.5**
SR13	5/10/2014 1:15	29.08	64.2	**4.18**	12.1	SR13	5/10/2014 7:15	29.04	61.6	**4.01**	3.2	SR13	5/10/2014 13:15	28.97	53.4	**3.48**	3.9	SR13	5/10/2014 19:15	29.17	61.5	**3.99**	**15.2**
SR13	5/10/2014 1:20	29.09	64.4	**4.19**	13.3	SR13	5/10/2014 7:20	29.04	61.7	**4.02**	3.4	SR13	5/10/2014 13:20	28.97	52.7	**3.44**	2.1	SR13	5/10/2014 19:20	29.17	60.8	**3.95**	12.1
SR13	5/10/2014 1:25	29.08	64.3	**4.19**	12.1	SR13	5/10/2014 7:25	29.05	61.9	**4.03**	3.7	SR13	5/10/2014 13:25	28.96	53.5	**3.49**	1.6	SR13	5/10/2014 19:25	29.17	61.2	**3.97**	12.2
SR13	5/10/2014 1:30	29.05	64.9	**4.23**	6.4	SR13	5/10/2014 7:30	29.05	61.5	**4.00**	3.7	SR13	5/10/2014 13:30	28.97	53.1	**3.47**	1.9	SR13	5/10/2014 19:30	29.17	60.9	**3.96**	10.5
SR13	5/10/2014 1:35	29.06	64.8	**4.23**	5.0	SR13	5/10/2014 7:35	29.06	61.2	**3.98**	3.6	SR13	5/10/2014 13:35	28.97	52.9	**3.45**	2.3	SR13	5/10/2014 19:35	29.17	61.2	**3.98**	12.7
SR13	5/10/2014 1:40	29.08	65.0	**4.23**	5.5	SR13	5/10/2014 7:40	29.04	61.8	**4.02**	3.4	SR13	5/10/2014 13:40	28.97	53.5	**3.49**	3.5	SR13	5/10/2014 19:40	29.16	61.0	**3.96**	**15.1**
SR13	5/10/2014 1:45	29.07	64.9	**4.23**	5.2	SR13	5/10/2014 7:45	29.04	61.7	**4.02**	3.6	SR13	5/10/2014 13:45	29.15	60.0	**3.90**	6.2	SR13	5/10/2014 19:45	29.16	60.8	**3.95**	12.5
SR13	5/10/2014 1:50	29.06	64.8	**4.23**	4.3	SR13	5/10/2014 7:50	29.04	61.8	**4.02**	3.5	SR13	5/10/2014 13:50	29.14	60.2	**3.91**	6.3	SR13	5/10/2014 19:50	29.16	60.9	**3.96**	11.0
SR13	5/10/2014 1:55	29.07	64.3	**4.19**	4.3	SR13	5/10/2014 7:55	29.04	61.7	**4.02**	3.3	SR13	5/10/2014 13:55	29.16	61.1	**3.97**	8.4	SR13	5/10/2014 19:55	29.16	60.7	**3.94**	10.8
SR13	5/10/2014 2:00	29.07	63.9	**4.17**	4.8	SR13	5/10/2014 8:00	29.02	61.7	**4.02**	3.2	SR13	5/10/2014 14:00	29.16	60.4	**3.92**	6.6	SR13	5/10/2014 20:00	29.16	60.9	**3.96**	11.1
SR13	5/10/2014 2:05	29.06	64.1	**4.18**	4.1	SR13	5/10/2014 8:05	29.03	61.3	**3.99**	3.4	SR13	5/10/2014 14:05	29.00	56.0	**3.66**	4.3	SR13	5/10/2014 20:05	29.16	60.8	**3.95**	9.9
SR13	5/10/2014 2:10	29.04	64.9	**4.24**	3.4	SR13	5/10/2014 8:10	29.01	61.9	**4.03**	2.9	SR13	5/10/2014 14:10	28.96	53.0	**3.46**	6.2	SR13	5/10/2014 20:10	29.16	61.3	**3.98**	10.1
SR13	5/10/2014 2:15	29.06	64.6	**4.21**	5.3	SR13	5/10/2014 8:15	29.02	61.7	**4.02**	2.9	SR13	5/10/2014 14:15	28.99	54.0	**3.52**	2.8	SR13	5/10/2014 20:15	29.15	60.9	**3.95**	7.8
SR13	5/10/2014 2:20	29.06	64.0	**4.18**	4.5	SR13	5/10/2014 8:20	29.01	62.3	**4.06**	2.5	SR13	5/10/2014 14:20	28.98	53.7	**3.50**	2.8	SR13	5/10/2014 20:20	29.15	60.3	**3.91**	7.1
SR13	5/10/2014 2:25	29.06	64.4	**4.20**	4.8	SR13	5/10/2014 8:25	29.02	61.6	**4.01**	2.3	SR13	5/10/2014 14:25	29.01	54.1	**3.53**	3.5	SR13	5/10/2014 20:25	29.15	60.1	**3.90**	6.4
SR13	5/10/2014 2:30	29.06	64.1	**4.18**	4.4	SR13	5/10/2014 8:30	29.02	62.3	**4.06**	2.7	SR13	5/10/2014 14:30	29.01	54.3	**3.54**	2.6	SR13	5/10/2014 20:30	29.16	60.8	**3.95**	7.0
SR13	5/10/2014 2:35	29.06	64.5	**4.21**	4.3	SR13	5/10/2014 8:35	28.99	59.5	**3.88**	1.7	SR13	5/10/2014 14:35	29.02	53.8	**3.51**	2.4	SR13	5/10/2014 20:35	29.15	61.0	**3.96**	7.3
SR13	5/10/2014 2:40	29.06	64.3	**4.19**	5.1	SR13	5/10/2014 8:40	29.02	61.0	**3.97**	2.2	SR13	5/10/2014 14:40	29.04	54.2	**3.53**	2.8	SR13	5/10/2014 20:40	29.15	60.8	**3.95**	6.3
SR13	5/10/2014 2:45	29.05	64.4	**4.20**	3.3	SR13	5/10/2014 8:45	29.02	60.6	**3.95**	2.6	SR13	5/10/2014 14:45	29.02	53.9	**3.52**	2.1	SR13	5/10/2014 20:45	29.15	60.2	**3.91**	6.0
SR13	5/10/2014 2:50	29.06	64.1	**4.18**	4.8	SR13	5/10/2014 8:50	29.01	60.0	**3.91**	2.4	SR13	5/10/2014 14:50	29.23	63.2	**4.10**	4.0	SR13	5/10/2014 20:50	29.16	59.6	**3.87**	5.6
SR13	5/10/2014 2:55	29.06	63.9	**4.17**	3.9	SR13	5/10/2014 8:55	28.99	59.3	**3.87**	2.0	SR13	5/10/2014 14:55	29.16	60.3	**3.92**	3.4	SR13	5/10/2014 20:55	29.16	61.8	**4.01**	5.6
SR13	5/10/2014 3:00	29.06	64.1	**4.18**	4.7	SR13	5/10/2014 9:00	29.02	61.0	**3.97**	2.4	SR13	5/10/2014 15:00	29.14	59.8	**3.89**	3.7	SR13	5/10/2014 21:00	29.16	60.5	**3.93**	6.5
SR13	5/10/2014 3:05	29.05	64.2	**4.18**	4.2	SR13	5/10/2014 9:05	29.03	60.3	**3.93**	2.3	SR13	5/10/2014 15:05	29.19	61.5	**3.99**	3.8	SR13	5/10/2014 21:05	29.16	60.3	**3.92**	5.4
SR13	5/10/2014 3:10	29.06	63.7	**4.16**	3.7	SR13	5/10/2014 9:10	29.02	61.4	**4.00**	3.7	SR13	5/10/2014 15:10	29.21	62.2	**4.04**	4.1	SR13	5/10/2014 21:10	29.15	60.2	**3.91**	5.9
SR13	5/10/2014 3:15	29.06	63.6	**4.15**	3.9	SR13	5/10/2014 9:15	29.03	60.7	**3.95**	2.9	SR13	5/10/2014 15:15	29.22	63.7	**4.14**	3.4	SR13	5/10/2014 21:15	29.16	59.4	**3.86**	5.1
SR13	5/10/2014 3:20	29.06	64.2	**4.18**	4.5	SR13	5/10/2014 9:20	29.03	59.7	**3.89**	2.1	SR13	5/10/2014 15:20	29.23	63.6	**4.13**	3.3	SR13	5/10/2014 21:20	29.15	60.1	**3.90**	5.0
SR13	5/10/2014 3:25	29.07	63.7	**4.15**	4.8	SR13	5/10/2014 9:25	29.04	59.0	**3.84**	2.2	SR13	5/10/2014 15:25	29.23	63.2	**4.10**	3.0	SR13	5/10/2014 21:25	29.15	60.0	**3.90**	5.2
SR13	5/10/2014 3:30	29.06	62.6	**4.08**	3.3	SR13	5/10/2014 9:30	29.04	60.1	**3.91**	3.0	SR13	5/10/2014 15:30	29.23	63.7	**4.14**	3.0	SR13	5/10/2014 21:30	29.15	59.5	**3.86**	4.4
SR13	5/10/2014 3:35	29.05	64.4	**4.20**	4.9	SR13	5/10/2014 9:35	29.02	58.9	**3.84**	2.3	SR13	5/10/2014 15:35	29.23	63.8	**4.14**	2.9	SR13	5/10/2014 21:35	29.15	59.0	**3.83**	4.0
SR13	5/10/2014 3:40	29.06	64.0	**4.17**	4.7	SR13	5/10/2014 9:40	29.04	59.2	**3.85**	2.5	SR13	5/10/2014 15:40	29.23	63.4	**4.11**	2.8	SR13	5/10/2014 21:40	29.16	59.8	**3.89**	4.6
SR13	5/10/2014 3:45	29.08	63.8	**4.15**	5.8	SR13	5/10/2014 9:45	29.05	59.4	**3.87**	2.7	SR13	5/10/2014 15:45	29.22	64.4	**4.18**	2.8	SR13	5/10/2014 21:45	29.16	60.0	**3.90**	4.8
SR13	5/10/2014 3:50	29.08	62.2	**4.05**	5.8	SR13	5/10/2014 9:50	29.05	59.6	**3.88**	4.0	SR13	5/10/2014 15:50	29.23	64.6	**4.19**	2.4	SR13	5/10/2014 21:50	29.16	60.0	**3.90**	5.0
SR13	5/10/2014 3:55	29.08	61.5	**4.01**	4.8	SR13	5/10/2014 9:55	29.06	58.7	**3.82**	3.5	SR13	5/10/2014 15:55	29.23	64.7	**4.20**	2.0	SR13	5/10/2014 21:55	29.15	60.1	**3.90**	5.1
SR13	5/10/2014 4:00	29.08	61.0	**3.97**	5.1	SR13	5/10/2014 10:00	29.02	55.0	**3.58**	2.2	SR13	5/10/2014 16:00	29.24	64.9	**4.21**	2.1	SR13	5/10/2014 22:00	29.15	60.2	**3.91**	6.0
SR13	5/10/2014 4:05	29.09	61.3	**3.99**	5.6	SR13	5/10/2014 10:05	29.07	59.0	**3.84**	3.6	SR13	5/10/2014 16:05	29.24	64.8	**4.20**	1.8	SR13	5/10/2014 22:05	29.15	59.6	**3.87**	6.5
SR13	5/10/2014 4:10	29.10	60.5	**3.93**	6.3	SR13	5/10/2014 10:10	29.04	56.6	**3.69**	2.3	SR13	5/10/2014 16:10	29.23	64.4	**4.18**	2.1	SR13	5/10/2014 22:10	29.16	59.1	**3.84**	6.7
SR13	5/10/2014 4:15	29.09	59.6	**3.88**	4.7	SR13	5/10/2014 10:15	29.03	56.2	**3.66**	2.0	SR13	5/10/2014 16:15	29.24	64.6	**4.19**	1.8	SR13	5/10/2014 22:15	29.16	60.1	**3.90**	5.6
SR13	5/10/2014 4:20	29.09	61.0	**3.97**	4.7	SR13	5/10/2014 10:20	29.07	58.9	**3.83**	3.3	SR13	5/10/2014 16:20	29.24	64.3	**4.18**	2.1	SR13	5/10/2014 22:20	29.16	60.4	**3.92**	5.4
SR13	5/10/2014 4:25	29.06	61.5	**4.01**	3.1	SR13	5/10/2014 10:25	29.07	59.1	**3.84**	2.9	SR13	5/10/2014 16:25	29.24	63.9	**4.15**	1.6	SR13	5/10/2014 22:25	29.15	56.9	**3.70**	4.2
SR13	5/10/2014 4:30	29.02	63.0	**4.11**	3.0	SR13	5/10/2014 10:30	29.06	56.4	**3.67**	3.6	SR13	5/10/2014 16:30	29.24	63.2	**4.10**	1.8	SR13	5/10/2014 22:30	29.14	57.9	**3.76**	4.0
SR13	5/10/2014 4:35	29.02	62.7	**4.09**	3.1	SR13	5/10/2014 10:35	29.07	58.9	**3.83**	3.1	SR13	5/10/2014 16:35	29.24	62.4	**4.05**	1.5	SR13	5/10/2014 22:35	29.11	56.8	**3.69**	3.2
SR13	5/10/2014 4:40	29.07	61.7	**4.02**	3.6	SR13	5/10/2014 10:40	29.05	56.7	**3.69**	2.8	SR13	5/10/2014 16:40	29.23	62.4	**4.05**	1.8	SR13	5/10/2014 22:40	29.12	56.5	**3.67**	3.3
SR13	5/10/2014 4:45	29.06	61.5	**4.01**	3.3	SR13	5/10/2014 10:45	29.05	57.7	**3.76**	3.0	SR13	5/10/2014 16:45	29.23	62.7	**4.07**	2.3	SR13	5/10/2014 22:45	29.13	56.2	**3.65**	3.3
SR13	5/10/2014 4:50	29.07	62.3	**4.06**	3.6	SR13	5/10/2014 10:50	29.08	58.9	**3.83**	2.4	SR13	5/10/2014 16:50	29.23	62.3	**4.04**	2.4	SR13	5/10/2014 22:50	29.13	57.0	**3.70**	3.8
SR13	5/10/2014 4:55	29.06	62.7	**4.09**	3.7	SR13	5/10/2014 10:55	29.09	59.3	**3.86**	2.5	SR13	5/10/2014 16:55	29.23	62.6	**4.06**	2.1	SR13	5/10/2014 22:55	29.14	57.7	**3.74**	4.4
SR13	5/10/2014 5:00	29.07	62.1	**4.04**	4.1	SR13	5/10/2014 11:00	29.04	57.7	**3.76**	2.4	SR13	5/10/2014 17:00	29.23	62.2	**4.04**	1.9	SR13	5/10/2014 23:00	29.15	58.3	**3.79**	9.8
SR13	5/10/2014 5:05	29.09	61.5	**4.01**	4.4	SR13	5/10/2014 11:05	29.11	59.9	**3.89**	1.9	SR13	5/10/2014 17:05	29.23	62.5	**4.06**	2.2	SR13	5/10/2014 23:05	29.14	59.8	**3.88**	5.1
SR13	5/10/2014 5:10	29.07	60.2	**3.92**	3.0	SR13	5/10/2014 11:10	29.06	57.8	**3.76**	2.0	SR13	5/10/2014 17:10	29.23	62.6	**4.06**	2.2	SR13	5/10/2014 23:10	29.15	59.1	**3.84**	3.5
SR13	5/10/2014 5:15	29.07	62.2	**4.05**	4.9	SR13	5/10/2014 11:15	29.14	60.7	**3.95**	1.8	SR13	5/10/2014 17:15	29.23	63.4	**4.12**	3.0	SR13	5/10/2014 23:15	29.15	58.2	**3.78**	3.6
SR13	5/10/2014 5:20	29.07	62.3	**4.05**	3.8	SR13	5/10/2014 11:20	29.11	60.1	**3.91**	1.9	SR13	5/10/2014 17:20	29.23	62.2	**4.04**	2.4	SR13	5/10/2014 23:20	29.15	59.1	**3.84**	3.5
SR13	5/10/2014 5:25	29.07	61.9	**4.03**	4.2	SR13	5/10/2014 11:25	29.14	61.7	**4.01**	2.2	SR13	5/10/2014 17:25	29.23	62.8	**4.08**	2.8	SR13	5/10/2014 23:25	29.14	58.9	**3.82**	3.6
SR13	5/10/2014 5:30	29.08	61.8	**4.03**	4.0	SR13	5/10/2014 11:30	29.15	61.7	**4.01**	2.2	SR13	5/10/2014 17:30	29.22	63.0	**4.09**	2.8	SR13	5/10/2014 23:30	29.14	58.2	**3.78**	3.1
SR13	5/10/2014 5:35	29.08	61.7	**4.02**	4.1	SR13	5/10/2014 11:35	29.13	60.9	**3.96**	3.1	SR13	5/10/2014 17:35	29.21	62.1	**4.04**	1.9	SR13	5/10/2014 23:35	29.14	59.5	**3.86**	4.0
SR13	5/10/2014 5:40	29.06	61.7	**4.02**	3.5	SR13	5/10/2014 11:40	29.14	61.4	**3.99**	3.0	SR13	5/10/2014 17:40	29.20	62.8	**4.08**	2.6	SR13	5/10/2014 23:40	29.13	59.5	**3.86**	4.0
SR13	5/10/2014 5:45	29.07	61.5	**4.01**	3.1	SR13	5/10/2014 11:45	29.02	55.0	**3.59**	4.1	SR13	5/10/2014 17:45	29.22	62.4	**4.05**	3.2	SR13	5/10/2014 23:45	29.14	59.1	**3.84**	5.6
SR13	5/10/2014 5:50	29.07	61.0	**3.98**	3.5	SR13	5/10/2014 11:50	29.04	55.8	**3.64**	4.2	SR13	5/10/2014 17:50	29.22	62.1	**4.03**	3.5	SR13	5/10/2014 23:50	29.14	59.5	**3.86**	4.5
SR13	5/10/2014 5:55	29.07	60.9	**3.97**	3.4	SR13	5/10/2014 11:55	29.02	53.9	**3.51**	4.9	SR13	5/10/2014 17:55	29.21	62.5	**4.06**	4.6	SR13	5/10/2014 23:55	29.14	58.9	**3.82**	3.8

Station	Timestamp	NH_3 (mg/L)				Station	Timestamp	NH_3 (mg/L)			
SR4	5/10/2014 0:17	0.06				SR12	5/10/2014 0:17	0.06			
SR4	5/10/2014 0:37	0.05				SR12	5/10/2014 0:37	0.06			
SR4	5/10/2014 0:57	0.06				SR12	5/10/2014 0:57	0.06			
SR4	5/10/2014 1:17	0.06				SR12	5/10/2014 1:17	0.06			
SR4	5/10/2014 1:37	0.05				SR12	5/10/2014 1:37	0.07			
SR4	5/10/2014 1:57	0.06				SR12	5/10/2014 1:57	0.05			
SR4	5/10/2014 2:17	0.06				SR12	5/10/2014 2:17	0.06			
SR4	5/10/2014 2:37	0.07				SR12	5/10/2014 2:37	0.06			
SR4	5/10/2014 2:57	0.05				SR12	5/10/2014 2:57	0.06			
SR4	5/10/2014 3:17	0.05				SR12	5/10/2014 3:17	0.08			
SR4	5/10/2014 3:37	0.05				SR12	5/10/2014 3:37	0.08			
SR4	5/10/2014 3:57	0.06				SR12	5/10/2014 3:57	0.08			
SR4	5/10/2014 4:17	0.07				SR12	5/10/2014 4:17	0.08			
SR4	5/10/2014 4:37	0.08				SR12	5/10/2014 4:37	0.06			
SR4	5/10/2014 4:57	0.08				SR12	5/10/2014 4:57	0.06			
SR4	5/10/2014 5:17	0.08				SR12	5/10/2014 5:17	0.06			
SR4	5/10/2014 5:37	0.08				SR12	5/10/2014 5:37	0.06			
SR4	5/10/2014 5:57	0.07				SR12	5/10/2014 5:57	0.06			
SR4						SR12					
SR4	5/10/2014 6:37	0.07				SR12	5/10/2014 6:37	0.07			
SR4	5/10/2014 6:57	0.05				SR12	5/10/2014 6:57	0.08			
SR4	5/10/2014 7:17	0.06				SR12	5/10/2014 7:17	0.07			
SR4	5/10/2014 7:37	0.06				SR12	5/10/2014 7:37	0.08			
SR4	5/10/2014 7:57	0.06				SR12	5/10/2014 7:57	0.08			
SR4	5/10/2014 8:17	0.06				SR12	5/10/2014 8:17	0.07			
SR4	5/10/2014 8:37	0.05				SR12	5/10/2014 8:37	0.06			
SR4	5/10/2014 8:57	0.07				SR12	5/10/2014 8:57	0.08			
SR4	5/10/2014 9:17	0.06				SR12	5/10/2014 9:17	0.08			
SR4	5/10/2014 9:37	0.07				SR12	5/10/2014 9:37	0.08			
SR4	5/10/2014 9:57	0.06				SR12	5/10/2014 9:57	0.06			
SR4	5/10/2014 10:17	0.06				SR12	5/10/2014 10:17	0.07			
SR4	5/10/2014 10:37	0.06				SR12	5/10/2014 10:37	0.07			
SR4	5/10/2014 10:57	0.06				SR12	5/10/2014 10:57	0.08			
SR4	5/10/2014 11:17	0.06				SR12	5/10/2014 11:17	0.07			
SR4	5/10/2014 11:37	0.05				SR12	5/10/2014 11:37	0.07			
SR4	5/10/2014 11:57	0.06				SR12	5/10/2014 11:57	0.08			
SR4	5/10/2014 12:17	0.05				SR12	5/10/2014 12:17	0.08			
SR4	5/10/2014 12:37	0.05				SR12	5/10/2014 12:37	0.08			
SR4	5/10/2014 12:57	0.07				SR12	5/10/2014 12:57	0.09			
SR4	5/10/2014 13:17	0.07				SR12	5/10/2014 13:17	0.08			
SR4	5/10/2014 13:37	0.06				SR12	5/10/2014 13:37	0.08			
SR4	5/10/2014 13:57	0.07				SR12	5/10/2014 13:57	0.07			
SR4	5/10/2014 14:17	0.06				SR12	5/10/2014 14:17	0.07			
SR4	5/10/2014 14:37	0.06				SR12	5/10/2014 14:37	0.06			
SR4	5/10/2014 14:57	0.05				SR12	5/10/2014 14:57	0.06			
SR4	5/10/2014 15:17	0.06				SR12	5/10/2014 15:17	0.06			
SR4	5/10/2014 15:37	0.06				SR12	5/10/2014 15:37	0.06			
SR4	5/10/2014 15:57	0.06				SR12	5/10/2014 15:57	0.06			
SR4	5/10/2014 16:17	0.08				SR12	5/10/2014 16:17	0.08			
SR4	5/10/2014 16:37	0.07				SR12	5/10/2014 16:37	0.08			
SR4	5/10/2014 16:57	0.06				SR12	5/10/2014 16:57	0.07			
SR4	5/10/2014 17:17	0.05				SR12	5/10/2014 17:17	0.08			
SR4	5/10/2014 17:37	0.05				SR12	5/10/2014 17:37	0.07			
SR4	5/10/2014 17:57	0.05				SR12	5/10/2014 17:57	0.05			
SR4	5/10/2014 18:17	0.05				SR12	5/10/2014 18:17	0.06			
SR4	5/10/2014 18:37	0.05				SR12	5/10/2014 18:37	0.06			
SR4	5/10/2014 18:57	0.06				SR12	5/10/2014 18:57	0.06			
SR4	5/10/2014 19:17	0.06				SR12	5/10/2014 19:17	0.07			
SR4	5/10/2014 19:37	0.06				SR12	5/10/2014 19:37	0.07			
SR4	5/10/2014 19:57	0.07				SR12	5/10/2014 19:57	0.06			
SR4	5/10/2014 20:17	0.09				SR12	5/10/2014 20:17	0.06			
SR4	5/10/2014 20:37	0.09				SR12	5/10/2014 20:37	0.05			
SR4	5/10/2014 20:57	0.09				SR12	5/10/2014 20:57	0.06			
SR4	5/10/2014 21:17	0.08				SR12	5/10/2014 21:17	0.06			
SR4	5/10/2014 21:37	0.08				SR12	5/10/2014 21:37	0.06			
SR4	5/10/2014 21:57	0.07				SR12	5/10/2014 21:57	0.06			
SR4	5/10/2014 22:17	0.06				SR12	5/10/2014 22:17	0.07			
SR4	5/10/2014 22:37	0.06				SR12	5/10/2014 22:37	0.05			
SR4	5/10/2014 22:57	0.06				SR12	5/10/2014 22:57	0.05			
SR4	5/10/2014 23:17	0.08				SR12	5/10/2014 23:17	0.06			
SR4	5/10/2014 23:37	0.08				SR12	5/10/2014 23:37	0.07			
SR4	5/10/2014 23:57	0.08				SR12	5/10/2014 23:57	0.07			

Remark: Fonts with underline: Action Level Exceedance
Fonts with bold and underline: Limit Level Exceedance
Automatic Instrument calibration of NH3-N monitor was carried out during 5:57-6:37 at SR4 and SR12.

Station	Timestamp	Temp (° C)	DO (%)	DO (mg/L)	Tur (NTU)	Station	Timestamp	Temp (° C)	DO (%)	DO (mg/L)	Tur (NTU)	Station	Timestamp	Temp (° C)	DO (%)	DO (mg/L)	Tur (NTU)	Station	Timestamp	Temp (°C)	DO (%)	DO (mg/L)	Tur (NTU)
SR4	6/10/2014 0:01	29.05	84.7	5.80	2.1	SR4	6/10/2014 6:01	29.05	82.1	5.60	6.4	SR4	6/10/2014 12:01	29.19	82.5	5.62	3.3	SR4	6/10/2014 18:01	29.12	85.1	5.81	3.3
SR4	6/10/2014 0:06	29.08	84.1	5.76	1.9	SR4	6/10/2014 6:06	29.06	82.0	5.59	9.7	SR4	6/10/2014 12:06	29.22	82.9	5.64	4.8	SR4	6/10/2014 18:06	29.13	85.4	5.82	4.1
SR4	6/10/2014 0:11	29.09	85.1	5.82	3.6	SR4	6/10/2014 6:11	29.06	81.7	5.56	**11.3**	SR4	6/10/2014 12:11	29.24	83.4	5.68	3.0	SR4	6/10/2014 18:11	29.12	85.2	5.81	4.2
SR4	6/10/2014 0:16	29.09	84.8	5.80	2.7	SR4	6/10/2014 6:16	29.06	81.2	5.54	8.6	SR4	6/10/2014 12:16	29.26	81.7	5.56	2.7	SR4	6/10/2014 18:16	29.12	84.9	5.79	4.2
SR4	6/10/2014 0:21	29.09	85.3	5.84	3.5	SR4	6/10/2014 6:21	29.06	82.0	5.60	7.6	SR4	6/10/2014 12:21	29.18	80.5	5.49	6.2	SR4	6/10/2014 18:21	29.10	84.6	5.78	3.4
SR4	6/10/2014 0:26	29.11	83.8	5.73	5.3	SR4	6/10/2014 6:26	29.06	81.3	5.55	6.8	SR4	6/10/2014 12:26	29.14	81.0	5.53	7.7	SR4	6/10/2014 18:26	29.12	85.1	5.81	3.6
SR4	6/10/2014 0:31	29.11	84.0	5.74	4.4	SR4	6/10/2014 6:31	29.06	81.8	5.58	7.5	SR4	6/10/2014 12:31	29.12	81.4	5.55	6.4	SR4	6/10/2014 18:31	29.12	85.1	5.81	3.8
SR4	6/10/2014 0:36	29.11	83.5	5.70	3.4	SR4	6/10/2014 6:36	29.06	81.6	5.56	9.7	SR4	6/10/2014 12:36	29.12	81.5	5.56	5.2	SR4	6/10/2014 18:36	29.12	84.4	5.76	4.8
SR4	6/10/2014 0:41	29.12	84.2	5.74	5.6	SR4	6/10/2014 6:41	29.06	81.4	5.55	9.9	SR4	6/10/2014 12:41	29.12	82.7	5.64	5.0	SR4	6/10/2014 18:41	29.11	83.8	5.72	6.3
SR4	6/10/2014 0:46	29.13	83.2	5.68	4.7	SR4	6/10/2014 6:46	29.06	81.5	5.56	9.0	SR4	6/10/2014 12:46	29.12	83.3	5.68	7.4	SR4	6/10/2014 18:46	29.11	83.4	5.69	4.9
SR4	6/10/2014 0:51	29.13	83.0	5.66	4.7	SR4	6/10/2014 6:51	29.06	81.6	5.57	9.8	SR4	6/10/2014 12:51	29.14	82.8	5.63	6.3	SR4	6/10/2014 18:51	29.09	83.6	5.71	6.5
SR4	6/10/2014 0:56	29.14	83.5	5.70	5.2	SR4	6/10/2014 6:56	29.06	81.1	5.53	8.8	SR4	6/10/2014 12:56	29.14	83.2	5.66	6.2	SR4	6/10/2014 18:56	29.09	83.2	5.67	6.9
SR4	6/10/2014 1:01	29.14	84.0	5.73	6.8	SR4	6/10/2014 7:01	29.06	81.5	5.55	9.3	SR4	6/10/2014 13:01	29.13	82.3	5.60	6.5	SR4	6/10/2014 19:01	29.09	82.8	5.65	5.5
SR4	6/10/2014 1:06	29.16	83.5	5.69	6.4	SR4	6/10/2014 7:06	29.06	81.4	5.54	9.9	SR4	6/10/2014 13:06	29.13	83.1	5.66	4.5	SR4	6/10/2014 19:06	29.09	83.3	5.69	5.5
SR4	6/10/2014 1:11	29.16	83.3	5.68	6.5	SR4	6/10/2014 7:11	29.06	81.3	5.54	**10.7**	SR4	6/10/2014 13:11	29.12	82.1	5.59	6.0	SR4	6/10/2014 19:11	29.09	83.0	5.67	6.0
SR4	6/10/2014 1:16	29.15	82.2	5.60	7.6	SR4	6/10/2014 7:16	29.06	80.7	5.50	**12.6**	SR4	6/10/2014 13:16	29.12	83.7	5.69	**10.3**	SR4	6/10/2014 19:16	29.08	82.9	5.66	6.3
SR4	6/10/2014 1:21	29.15	83.4	5.68	5.8	SR4	6/10/2014 7:21	29.07	80.8	5.49	**10.0**	SR4	6/10/2014 13:21	29.12	83.8	5.71	6.8	SR4	6/10/2014 19:21	29.08	82.9	5.66	5.3
SR4	6/10/2014 1:26	29.12	82.6	5.63	4.1	SR4	6/10/2014 7:26	29.06	81.7	5.57	6.5	SR4	6/10/2014 13:26	29.12	83.0	5.65	4.4	SR4	6/10/2014 19:26	29.07	83.4	5.69	5.6
SR4	6/10/2014 1:31	29.15	82.5	5.62	4.7	SR4	6/10/2014 7:31	29.06	81.2	5.53	5.8	SR4	6/10/2014 13:31	29.13	84.7	5.76	5.9	SR4	6/10/2014 19:31	29.07	83.3	5.69	5.6
SR4	6/10/2014 1:36	29.15	82.5	5.62	5.0	SR4	6/10/2014 7:36	29.06	80.5	5.48	7.6	SR4	6/10/2014 13:36	29.13	84.3	5.74	4.9	SR4	6/10/2014 19:36	29.07	83.3	5.63	5.6
SR4	6/10/2014 1:41	29.14	82.1	5.60	4.9	SR4	6/10/2014 7:41	28.99	80.9	5.52	4.9	SR4	6/10/2014 13:41	29.15	84.9	5.79	3.5	SR4	6/10/2014 19:41	29.06	83.1	5.62	4.4
SR4	6/10/2014 1:46	29.14	82.5	5.63	4.4	SR4	6/10/2014 7:46	29.03	80.8	5.51	5.5	SR4	6/10/2014 13:46	29.18	84.4	5.76	3.1	SR4	6/10/2014 19:46	29.07	82.3	5.56	4.7
SR4	6/10/2014 1:51	29.14	82.2	5.61	5.0	SR4	6/10/2014 7:51	29.06	81.0	5.52	7.1	SR4	6/10/2014 13:51	29.19	84.7	5.77	3.2	SR4	6/10/2014 19:51	29.06	82.9	5.65	5.0
SR4	6/10/2014 1:56	29.13	83.6	5.70	5.8	SR4	6/10/2014 7:56	29.06	81.2	5.53	7.2	SR4	6/10/2014 13:56	29.16	83.7	5.70	4.1	SR4	6/10/2014 19:56	29.06	82.1	5.60	4.2
SR4	6/10/2014 2:01	29.13	83.3	5.69	5.6	SR4	6/10/2014 8:01	29.06	81.2	5.53	7.5	SR4	6/10/2014 14:01	29.15	83.4	5.69	4.0	SR4	6/10/2014 20:01	29.05	82.7	5.65	5.2
SR4	6/10/2014 2:06	29.13	83.1	5.66	6.1	SR4	6/10/2014 8:06	29.06	81.2	5.53	8.3	SR4	6/10/2014 14:06	29.16	83.3	5.68	3.7	SR4	6/10/2014 20:06	29.06	81.7	5.57	5.2
SR4	6/10/2014 2:11	29.15	83.5	5.70	4.8	SR4	6/10/2014 8:11	29.06	81.3	5.54	6.5	SR4	6/10/2014 14:11	29.15	82.6	5.62	4.8	SR4	6/10/2014 20:11	29.06	82.6	5.64	4.6
SR4	6/10/2014 2:16	29.15	83.4	5.68	5.4	SR4	6/10/2014 8:16	29.06	81.5	5.55	5.7	SR4	6/10/2014 14:16	29.29	84.6	5.75	4.1	SR4	6/10/2014 20:16	29.06	82.0	5.60	5.1
SR4	6/10/2014 2:21	29.14	82.8	5.65	4.2	SR4	6/10/2014 8:21	29.06	81.3	5.55	5.1	SR4	6/10/2014 14:21	29.25	84.5	5.76	3.3	SR4	6/10/2014 20:21	29.05	82.8	5.65	6.3
SR4	6/10/2014 2:26	29.13	82.5	5.63	4.2	SR4	6/10/2014 8:26	29.06	81.2	5.54	4.5	SR4	6/10/2014 14:26	29.24	84.4	5.75	3.6	SR4	6/10/2014 20:26	29.05	82.4	5.63	5.4
SR4	6/10/2014 2:31	29.08	81.8	5.60	3.4	SR4	6/10/2014 8:31	29.06	81.0	5.53	5.5	SR4	6/10/2014 14:31	29.19	84.3	5.75	3.8	SR4	6/10/2014 20:31	29.05	83.1	5.67	5.4
SR4	6/10/2014 2:36	29.09	81.7	5.58	3.6	SR4	6/10/2014 8:36	29.06	81.3	5.55	4.7	SR4	6/10/2014 14:36	29.18	84.8	5.77	3.9	SR4	6/10/2014 20:36	29.05	82.3	5.62	4.7
SR4	6/10/2014 2:41	29.12	82.9	5.66	4.0	SR4	6/10/2014 8:41	29.07	80.9	5.53	5.9	SR4	6/10/2014 14:41	29.20	85.8	5.84	3.2	SR4	6/10/2014 20:41	29.05	82.8	5.66	4.4
SR4	6/10/2014 2:46	29.13	83.0	5.67	4.0	SR4	6/10/2014 8:46	29.06	82.1	5.61	3.6	SR4	6/10/2014 14:46	29.19	86.5	5.89	4.2	SR4	6/10/2014 20:46	29.05	82.7	5.65	4.8
SR4	6/10/2014 2:51	29.10	82.4	5.63	3.6	SR4	6/10/2014 8:51	29.05	81.9	5.60	3.8	SR4	6/10/2014 14:51	29.22	86.1	5.87	3.3	SR4	6/10/2014 20:51	29.05	81.9	5.56	8.0
SR4	6/10/2014 2:56	29.10	82.2	5.62	3.8	SR4	6/10/2014 8:56	29.06	81.6	5.58	3.8	SR4	6/10/2014 14:56	29.24	86.2	5.87	3.1	SR4	6/10/2014 20:56	29.04	82.7	5.65	6.3
SR4	6/10/2014 3:01	29.13	82.7	5.64	5.2	SR4	6/10/2014 9:01	29.06	82.2	5.61	3.4	SR4	6/10/2014 15:01	29.22	86.9	5.92	2.8	SR4	6/10/2014 21:01	29.04	81.9	5.59	5.5
SR4	6/10/2014 3:06	29.10	81.8	5.59	3.6	SR4	6/10/2014 9:06	29.07	82.3	5.62	3.2	SR4	6/10/2014 15:06	29.28	86.4	5.88	3.8	SR4	6/10/2014 21:06	29.04	82.3	5.62	5.5
SR4	6/10/2014 3:11	29.12	82.3	5.62	3.7	SR4	6/10/2014 9:11	29.06	82.2	5.62	4.0	SR4	6/10/2014 15:11	29.26	86.2	5.87	3.3	SR4	6/10/2014 21:11	29.04	82.1	5.61	4.9
SR4	6/10/2014 3:16	29.11	81.9	5.59	3.7	SR4	6/10/2014 9:16	29.05	83.1	5.68	3.3	SR4	6/10/2014 15:16	29.26	85.9	5.85	3.3	SR4	6/10/2014 21:16	29.04	81.9	5.59	6.6
SR4	6/10/2014 3:21	29.12	82.1	5.61	4.5	SR4	6/10/2014 9:21	29.06	83.3	5.69	3.4	SR4	6/10/2014 15:21	29.24	85.8	5.84	3.3	SR4	6/10/2014 21:21	29.03	82.3	5.62	6.6
SR4	6/10/2014 3:26	29.11	81.7	5.58	3.9	SR4	6/10/2014 9:26	29.06	83.1	5.68	3.9	SR4	6/10/2014 15:26	29.27	85.6	5.82	3.2	SR4	6/10/2014 21:26	29.03	82.8	5.65	5.6
SR4	6/10/2014 3:31	28.93	83.6	5.73	2.9	SR4	6/10/2014 9:31	29.06	83.0	5.68	3.7	SR4	6/10/2014 15:31	29.33	86.1	5.83	8.5	SR4	6/10/2014 21:31	29.03	82.8	5.65	4.8
SR4	6/10/2014 3:36	29.01	84.2	5.76	3.6	SR4	6/10/2014 9:36	29.06	83.5	5.71	2.8	SR4	6/10/2014 15:36	29.45	84.5	5.74	2.4	SR4	6/10/2014 21:36	29.02	82.4	5.63	5.3
SR4	6/10/2014 3:41	29.00	84.4	5.78	3.0	SR4	6/10/2014 9:41	29.05	83.3	5.69	3.1	SR4	6/10/2014 15:41	29.43	84.9	5.76	2.3	SR4	6/10/2014 21:41	29.02	82.8	5.66	5.2
SR4	6/10/2014 3:46	29.00	84.0	5.76	3.5	SR4	6/10/2014 9:46	29.06	82.9	5.67	3.1	SR4	6/10/2014 15:46	29.35	85.2	5.79	2.7	SR4	6/10/2014 21:46	29.03	82.7	5.65	4.4
SR4	6/10/2014 3:51	29.01	83.8	5.74	3.2	SR4	6/10/2014 9:51	29.07	83.3	5.69	2.8	SR4	6/10/2014 15:51	29.33	84.7	5.76	2.6	SR4	6/10/2014 21:51	29.03	82.1	5.61	4.8
SR4	6/10/2014 3:56	29.04	83.7	5.73	4.3	SR4	6/10/2014 9:56	29.05	82.9	5.67	2.8	SR4	6/10/2014 15:56	29.31	85.9	5.85	4.0	SR4	6/10/2014 21:56	29.02	81.8	5.59	4.2
SR4	6/10/2014 4:01	29.05	83.5	5.71	3.7	SR4	6/10/2014 10:01	29.06	82.9	5.67	2.8	SR4	6/10/2014 16:01	29.34	85.5	5.82	2.5	SR4	6/10/2014 22:01	29.01	81.5	5.57	4.2
SR4	6/10/2014 4:06	29.05	83.6	5.69	3.7	SR4	6/10/2014 10:06	29.08	82.8	5.66	3.1	SR4	6/10/2014 16:06	29.34	85.5	5.81	3.3	SR4	6/10/2014 22:06	29.00	81.4	5.56	4.3
SR4	6/10/2014 4:11	29.05	84.1	5.75	4.4	SR4	6/10/2014 10:11	29.07	82.6	5.65	3.9	SR4	6/10/2014 16:11	29.30	86.2	5.86	3.1	SR4	6/10/2014 22:11	29.00	81.2	5.55	3.6
SR4	6/10/2014 4:16	29.06	84.3	5.77	4.5	SR4						SR4	6/10/2014 16:16	29.26	86.5	5.89	3.4	SR4	6/10/2014 22:16	29.00	81.5	5.56	3.7
SR4	6/10/2014 4:21	29.06	83.4	5.71	4.2	SR4						SR4	6/10/2014 16:21	29.20	86.7	5.91	3.2	SR4	6/10/2014 22:21	29.01	82.1	5.60	4.5
SR4	6/10/2014 4:26	29.06	83.1	5.68	3.9	SR4						SR4	6/10/2014 16:26	29.17	87.4	5.96	3.2	SR4	6/10/2014 22:26	29.01	82.4	5.64	4.0
SR4	6/10/2014 4:31	29.07	83.1	5.68	4.5	SR4						SR4	6/10/2014 16:31	29.17	87.1	5.94	3.4	SR4	6/10/2014 22:31	29.01	82.1	5.61	3.7
SR4	6/10/2014 4:36	29.07	83.0	5.66	4.9	SR4						SR4	6/10/2014 16:36	29.16	86.5	5.90	3.6	SR4	6/10/2014 22:36	29.00	82.2	5.59	4.0
SR4	6/10/2014 4:41	29.07	83.0	5.67	5.5	SR4						SR4	6/10/2014 16:41	29.14	84.8	5.79	4.2	SR4	6/10/2014 22:41	29.01	82.3	5.63	3.7
SR4	6/10/2014 4:46	29.07	82.8	5.66	5.3	SR4	6/10/2014 10:46	29.10	82.4	5.63	4.1	SR4	6/10/2014 16:46	29.14	85.1	5.80	3.2	SR4	6/10/2014 22:46	29.00	82.4	5.64	3.8
SR4	6/10/2014 4:51	29.06	82.9	5.67	4.9	SR4	6/10/2014 10:51	29.09	82.2	5.61	4.5	SR4	6/10/2014 16:51	29.14	84.8	5.78	3.8	SR4	6/10/2014 22:51	29.00	82.0	5.61	3.8
SR4	6/10/2014 4:56	29.06	82.5	5.64	5.3	SR4	6/10/2014 10:56	29.11	82.5	5.63	3.8	SR4	6/10/2014 16:56	29.14	85.0	5.80	3.9	SR4	6/10/2014 22:56	29.00	82.2	5.61	3.7
SR4	6/10/2014 5:01	29.05	81.6	5.57	3.4	SR4	6/10/2014 11:01	29.14	83.1	5.66	3.7	SR4	6/10/2014 17:01	29.15	85.7	5.84	5.0	SR4	6/10/2014 23:01	29.01	82.2	5.61	5.4
SR4	6/10/2014 5:06	29.06	81.7	5.53	5.6	SR4	6/10/2014 11:06	29.17	83.6	5.69	2.9	SR4	6/10/2014 17:06	29.15	85.4	5.83	4.2	SR4	6/10/2014 23:06	29.00	82.1	5.60	3.6
SR4	6/10/2014 5:11	29.06	82.2	5.56	7.0	SR4	6/10/2014 11:11	29.17	82.7	5.64	2.8	SR4	6/10/2014 17:11	29.15	86.0	5.85	4.0	SR4	6/10/2014 23:11	29.00	82.1	5.60	4.1
SR4	6/10/2014 5:16	29.05	82.0	5.54	6.6	SR4	6/10/2014 11:16	29.17	82.6	5.63	2.5	SR4	6/10/2014 17:16	29.15	85.9	5.84	3.9	SR4	6/10/2014 23:16	28.99	81.6	5.57	3.7
SR4	6/10/2014 5:21	29.03	81.4	5.50	6.5	SR4	6/10/2014 11:21	29.19	82.7	5.64	2.5	SR4	6/10/2014 17:21	29.15	85.9	5.86	3.8	SR4	6/10/2014 23:21	29.01	82.2	5.61	4.5
SR4	6/10/2014 5:26	29.03	80.9	5.48	5.1	SR4	6/10/2014 11:26	29.21	83.2	5.67	2.6	SR4	6/10/2014 17:26	29.15	85.7	5.85	3.9	SR4	6/10/2014 23:26	29.00	81.7	5.58	3.3
SR4	6/10/2014 5:31	29.05	81.7	5.57	7.8	SR4	6/10/2014 11:31	29.20	83.2	5.67	2.9	SR4	6/10/2014 17:31	29.15	85.6	5.84	3.7	SR4	6/10/2014 23:31	29.00	81.7	5.58	3.7
SR4	6/10/2014 5:36	29.06	82.0	5.57	6.6	SR4	6/10/2014 11:36	29.21	82.4	5.62	3.1	SR4	6/10/2014 17:36	29.14	85.3	5.81	4.0	SR4	6/10/2014 23:36	29.00	81.9	5.59	4.1
SR4	6/10/2014 5:41	29.05	82.1	5.60	7.4	SR4	6/10/2014 11:41	29.20	82.5	5.63	2.5	SR4	6/10/2014 17:41	29.14	85.1	5.80	3.8	SR4	6/10/2014 23:41	28.96	80.2	5.48	3.5
SR4	6/10/2014 5:46	29.05	82.6	5.61	**12.9**	SR4	6/10/2014 11:46	29.21	82.3	5.61	2.6	SR4	6/10/2014 17:46	29.13	85.6	5.84	3.5	SR4	6/10/2014 23:46	28.95	83.5	5.71	4.0
SR4	6/10/2014 5:51	29.06	82.2	5.60	6.7	SR4	6/10/2014 11:51	29.20	82.7	5.64	3.0	SR4	6/10/2014 17:51	29.13	85.4	5.83	3.6	SR4	6/10/2014 23:51	28.95	83.9	5.75	4.1
SR4	6/10/2014 5:56	29.05	82.4	5.62	7.0	SR4	6/10/2014 11:56	29.20	82.1	5.60	2.8	SR4	6/10/2014 17:56	29.13	85.5	5.81	4.3	SR4	6/10/2014 23:56	28.95	83.3	5.70	3.5

Station	Timestamp	Temp (° C)	DO (%)	DO (mg/L)	Tur (NTU)	Station	Timestamp	Temp (° C)	DO (%)	DO (mg/L)	Tur (NTU)	Station	Timestamp	Temp (° C)	DO (%)	DO (mg/L)	Tur (NTU)	Station	Timestamp	Temp (°C)	DO (%)	DO (mg/L)	Tur (NTU)
SR5	6/10/2014 0:00	28.99	75.8	**4.94**	3.3	SR5	6/10/2014 6:00	29.09	69.4	**4.49**	4.5	SR5	6/10/2014 12:00	29.04	78.1	**5.09**	3.7	SR5	6/10/2014 18:00	29.13	71.5	**4.63**	5.6
SR5	6/10/2014 0:05	28.94	76.3	**4.99**	3.3	SR5	6/10/2014 6:05	29.09	69.7	**4.51**	4.8	SR5	6/10/2014 12:05	29.07	78.5	**5.11**	3.5	SR5	6/10/2014 18:05	29.12	72.3	**4.68**	5.4
SR5	6/10/2014 0:10	28.94	76.3	**4.99**	3.5	SR5	6/10/2014 6:10	29.09	69.5	**4.50**	4.3	SR5	6/10/2014 12:10	29.12	79.7	**5.18**	2.6	SR5	6/10/2014 18:10	29.12	72.0	**4.66**	5.6
SR5	6/10/2014 0:15	29.00	76.1	**4.97**	3.4	SR5	6/10/2014 6:15	29.09	69.2	**4.48**	4.9	SR5	6/10/2014 12:15	29.15	79.3	**5.16**	2.3	SR5	6/10/2014 18:15	29.12	71.6	**4.63**	5.2
SR5	6/10/2014 0:20	28.98	76.4	**4.99**	3.2	SR5	6/10/2014 6:20	29.09	69.5	**4.49**	4.8	SR5	6/10/2014 12:20	29.15	81.1	**5.28**	2.0	SR5	6/10/2014 18:20	29.11	71.4	**4.62**	5.1
SR5	6/10/2014 0:25	29.04	76.2	**4.97**	3.0	SR5	6/10/2014 6:25	29.09	69.4	**4.48**	4.7	SR5	6/10/2014 12:25	29.14	81.0	**5.28**	2.3	SR5	6/10/2014 18:25	29.11	71.2	**4.61**	5.5
SR5	6/10/2014 0:30	29.00	76.9	**5.02**	2.9	SR5	6/10/2014 6:30	29.09	69.3	**4.48**	4.7	SR5	6/10/2014 12:30	29.07	83.7	5.48	1.5	SR5	6/10/2014 18:30	29.11	71.0	**4.60**	5.0
SR5	6/10/2014 0:35	28.98	77.1	**5.04**	2.7	SR5	6/10/2014 6:35	29.09	68.9	**4.45**	4.4	SR5	6/10/2014 12:35	29.10	83.7	5.47	1.6	SR5	6/10/2014 18:35	29.11	70.4	**4.56**	4.9
SR5	6/10/2014 0:40	28.97	77.4	**5.06**	2.5	SR5	6/10/2014 6:40	29.09	68.4	**4.42**	4.4	SR5	6/10/2014 12:40	29.10	83.0	5.43	1.8	SR5	6/10/2014 18:40	29.11	71.2	**4.60**	5.7
SR5	6/10/2014 0:45	28.97	77.7	**5.08**	2.5	SR5	6/10/2014 6:45	29.09	68.5	**4.43**	4.7	SR5	6/10/2014 12:45	29.08	82.8	5.42	1.2	SR5	6/10/2014 18:45	29.11	70.7	**4.58**	4.8
SR5	6/10/2014 0:50	28.92	77.8	**5.09**	2.5	SR5	6/10/2014 6:50	29.09	68.5	**4.43**	4.8	SR5	6/10/2014 12:50	29.06	82.8	5.42	1.9	SR5	6/10/2014 18:50	29.11	71.3	**4.61**	5.2
SR5	6/10/2014 0:55	28.96	78.5	**5.14**	2.9	SR5	6/10/2014 6:55	29.09	68.6	**4.43**	4.5	SR5	6/10/2014 12:55	29.04	82.1	**5.37**	1.8	SR5	6/10/2014 18:55	29.10	71.1	**4.60**	5.5
SR5	6/10/2014 1:00	28.98	78.3	**5.13**	3.1	SR5	6/10/2014 7:00	29.09	68.5	**4.43**	4.8	SR5	6/10/2014 13:00	29.07	81.3	**5.32**	1.8	SR5	6/10/2014 19:00	29.10	70.9	**4.58**	5.3
SR5	6/10/2014 1:05	28.99	77.8	**5.10**	3.3	SR5	6/10/2014 7:05	29.09	68.7	**4.44**	4.9	SR5	6/10/2014 13:05	29.09	83.8	5.49	1.2	SR5	6/10/2014 19:05	29.10	70.6	**4.57**	5.5
SR5	6/10/2014 1:10	29.03	77.3	**5.05**	3.0	SR5	6/10/2014 7:10	29.09	69.1	**4.46**	4.6	SR5	6/10/2014 13:10	29.11	82.6	5.40	1.5	SR5	6/10/2014 19:10	29.11	70.7	**4.57**	5.3
SR5	6/10/2014 1:15	29.02	76.8	**5.02**	3.1	SR5	6/10/2014 7:15	29.09	68.6	**4.43**	5.3	SR5	6/10/2014 13:15	29.10	82.4	5.39	1.3	SR5	6/10/2014 19:15	29.11	70.3	**4.55**	4.5
SR5	6/10/2014 1:20	28.85	79.4	**5.23**	3.1	SR5	6/10/2014 7:20	29.08	69.0	**4.46**	4.9	SR5	6/10/2014 13:20	29.09	81.7	**5.35**	1.8	SR5	6/10/2014 19:20	29.10	70.6	**4.57**	5.0
SR5	6/10/2014 1:25	28.93	78.9	**5.18**	3.4	SR5	6/10/2014 7:25	29.08	68.7	**4.44**	4.7	SR5	6/10/2014 13:25	29.10	84.1	5.52	1.9	SR5	6/10/2014 19:25	29.10	70.4	**4.55**	5.2
SR5	6/10/2014 1:30	28.88	79.1	**5.21**	3.5	SR5	6/10/2014 7:30	29.09	68.6	**4.43**	4.7	SR5	6/10/2014 13:30	29.09	84.2	5.52	1.9	SR5	6/10/2014 19:30	29.10	70.7	**4.57**	5.5
SR5	6/10/2014 1:35	28.88	78.9	**5.19**	4.0	SR5	6/10/2014 7:35	29.07	69.7	**4.50**	4.9	SR5	6/10/2014 13:35	29.12	82.8	5.42	1.9	SR5	6/10/2014 19:35	29.10	70.8	**4.58**	5.8
SR5	6/10/2014 1:40	28.88	78.9	**5.19**	4.0	SR5	6/10/2014 7:40	29.08	68.6	**4.43**	5.6	SR5	6/10/2014 13:40	29.09	82.5	5.40	2.2	SR5	6/10/2014 19:40	29.10	70.3	**4.54**	5.5
SR5	6/10/2014 1:45	28.92	78.4	**5.15**	3.8	SR5	6/10/2014 7:45	29.08	68.3	**4.41**	4.5	SR5	6/10/2014 13:45	29.11	81.8	**5.36**	2.1	SR5	6/10/2014 19:45	29.10	70.0	**4.53**	5.8
SR5	6/10/2014 1:50	28.93	78.2	**5.14**	3.6	SR5	6/10/2014 7:50	29.05	68.7	**4.44**	4.6	SR5	6/10/2014 13:50	29.10	81.2	**5.32**	2.2	SR5	6/10/2014 19:50	29.09	71.3	**4.61**	6.2
SR5	6/10/2014 1:55	28.92	77.3	**5.08**	3.7	SR5	6/10/2014 7:55	29.07	68.4	**4.42**	4.9	SR5	6/10/2014 13:55	29.08	80.2	**5.25**	2.8	SR5	6/10/2014 19:55	29.10	69.6	**4.50**	5.2
SR5	6/10/2014 2:00	28.92	76.8	**5.04**	3.6	SR5	6/10/2014 8:00	29.07	67.8	**4.38**	4.9	SR5	6/10/2014 14:00	29.09	80.7	**5.28**	2.8	SR5	6/10/2014 20:00	29.09	69.9	**4.52**	5.4
SR5	6/10/2014 2:05	28.91	77.0	**5.05**	3.4	SR5	6/10/2014 8:05	29.07	69.4	**4.48**	5.4	SR5	6/10/2014 14:05	29.12	81.6	**5.34**	2.5	SR5	6/10/2014 20:05	29.09	70.1	**4.53**	5.7
SR5	6/10/2014 2:10	28.94	76.9	**5.05**	3.8	SR5	6/10/2014 8:10	29.07	69.5	**4.49**	4.8	SR5	6/10/2014 14:10	29.14	82.4	5.39	2.0	SR5	6/10/2014 20:10	29.09	71.5	**4.62**	5.8
SR5	6/10/2014 2:15	28.95	77.3	**5.07**	4.1	SR5	6/10/2014 8:15	29.07	69.1	**4.46**	4.7	SR5	6/10/2014 14:15	29.16	82.0	**5.36**	1.6	SR5	6/10/2014 20:15	29.09	71.1	**4.59**	5.9
SR5	6/10/2014 2:20	28.95	77.5	**5.08**	3.6	SR5	6/10/2014 8:20	29.07	69.8	**4.50**	5.7	SR5	6/10/2014 14:20	29.18	82.2	**5.37**	1.7	SR5	6/10/2014 20:20	29.09	71.2	**4.60**	6.4
SR5	6/10/2014 2:25	28.93	77.5	**5.09**	3.6	SR5	6/10/2014 8:25	29.06	67.1	**4.33**	4.4	SR5	6/10/2014 14:25	29.24	83.6	5.46	1.5	SR5	6/10/2014 20:25	29.09	70.8	**4.57**	6.0
SR5	6/10/2014 2:30	28.92	77.6	**5.09**	3.7	SR5	6/10/2014 8:30	29.08	68.0	**4.39**	4.2	SR5	6/10/2014 14:30	29.25	83.7	5.47	1.6	SR5	6/10/2014 20:30	29.09	69.9	**4.52**	5.3
SR5	6/10/2014 2:35	28.90	77.0	**5.06**	3.6	SR5	6/10/2014 8:35	29.07	68.8	**4.44**	4.3	SR5	6/10/2014 14:35	29.20	82.8	5.41	1.6	SR5	6/10/2014 20:35	29.09	71.5	**4.62**	5.7
SR5	6/10/2014 2:40	28.90	76.7	**5.04**	3.8	SR5	6/10/2014 8:40	29.07	67.9	**4.38**	4.5	SR5	6/10/2014 14:40	29.17	81.2	**5.31**	1.8	SR5	6/10/2014 20:40	29.09	70.4	**4.54**	5.4
SR5	6/10/2014 2:45	28.90	77.2	**5.07**	3.8	SR5	6/10/2014 8:45	29.07	68.1	**4.39**	4.5	SR5	6/10/2014 14:45	29.17	80.2	**5.25**	1.8	SR5	6/10/2014 20:45	29.09	70.3	**4.54**	6.2
SR5	6/10/2014 2:50	28.87	76.5	**5.03**	3.6	SR5	6/10/2014 8:50	29.07	69.1	**4.46**	4.3	SR5	6/10/2014 14:50	29.15	79.3	**5.18**	1.8	SR5	6/10/2014 20:50	29.09	70.5	**4.55**	6.1
SR5	6/10/2014 2:55	28.86	75.6	**4.97**	3.0	SR5	6/10/2014 8:55	29.07	67.3	**4.35**	3.6	SR5	6/10/2014 14:55	29.14	79.5	**5.20**	1.7	SR5	6/10/2014 20:55	29.09	70.7	**4.57**	5.3
SR5	6/10/2014 3:00	28.88	75.4	**4.96**	3.3	SR5	6/10/2014 9:00	29.00	73.4	**4.76**	3.3	SR5	6/10/2014 15:00	29.15	79.7	**5.22**	1.7	SR5	6/10/2014 21:00	29.09	70.6	**4.56**	5.5
SR5	6/10/2014 3:05	28.88	75.5	**4.96**	3.1	SR5	6/10/2014 9:05	29.03	73.5	**4.76**	3.2	SR5	6/10/2014 15:05	29.14	80.2	**5.25**	2.2	SR5	6/10/2014 21:05	29.09	70.9	**4.57**	5.6
SR5	6/10/2014 3:10	28.90	75.3	**4.95**	3.2	SR5	6/10/2014 9:10	29.06	72.8	**4.71**	4.1	SR5	6/10/2014 15:10	29.14	81.3	**5.32**	1.7	SR5	6/10/2014 21:10	29.08	70.4	**4.54**	5.2
SR5	6/10/2014 3:15	28.92	75.1	**4.93**	3.0	SR5	6/10/2014 9:15	29.05	72.5	**4.69**	3.9	SR5	6/10/2014 15:15	29.14	81.3	**5.32**	2.0	SR5	6/10/2014 21:15	29.09	70.9	**4.57**	5.9
SR5	6/10/2014 3:20	28.87	74.6	**4.90**	3.0	SR5	6/10/2014 9:20	29.04	73.2	**4.74**	3.4	SR5	6/10/2014 15:20	29.15	81.3	**5.32**	1.7	SR5	6/10/2014 21:20	29.08	70.6	**4.56**	5.2
SR5	6/10/2014 3:25	28.83	73.8	**4.85**	2.9	SR5	6/10/2014 9:25	29.06	72.2	**4.67**	3.9	SR5	6/10/2014 15:25	29.17	80.5	**5.27**	1.5	SR5	6/10/2014 21:25	29.08	71.1	**4.59**	5.0
SR5	6/10/2014 3:30	28.80	75.1	**4.94**	2.7	SR5	6/10/2014 9:30	29.05	72.5	**4.69**	3.5	SR5	6/10/2014 15:30	29.15	79.6	**5.20**	2.7	SR5	6/10/2014 21:30	29.09	69.3	**4.47**	5.1
SR5	6/10/2014 3:35	28.86	76.2	**5.01**	3.1	SR5	6/10/2014 9:35	29.05	72.4	**4.68**	3.9	SR5	6/10/2014 15:35	29.16	80.1	**5.24**	1.5	SR5	6/10/2014 21:35	29.08	70.5	**4.55**	5.6
SR5	6/10/2014 3:40	28.94	76.1	**4.99**	3.4	SR5	6/10/2014 9:40	29.06	72.1	**4.66**	3.2	SR5	6/10/2014 15:40	29.20	80.8	**5.28**	1.4	SR5	6/10/2014 21:40	29.08	69.8	**4.50**	5.2
SR5	6/10/2014 3:45	28.84	76.0	**5.00**	3.2	SR5	6/10/2014 9:45	29.07	72.5	**4.69**	3.2	SR5	6/10/2014 15:45	29.18	80.2	**5.25**	1.5	SR5	6/10/2014 21:45	29.08	70.6	**4.55**	5.6
SR5	6/10/2014 3:50	28.98	75.1	**4.91**	3.1	SR5	6/10/2014 9:50	29.05	72.4	**4.68**	3.3	SR5	6/10/2014 15:50	29.26	81.0	**5.28**	1.3	SR5	6/10/2014 21:50	29.08	70.1	**4.52**	5.3
SR5	6/10/2014 3:55	28.98	75.2	**4.93**	3.3	SR5	6/10/2014 9:55	29.05	72.9	**4.72**	3.4	SR5	6/10/2014 15:55	29.25	81.1	**5.29**	1.4	SR5	6/10/2014 21:55	29.08	70.9	**4.57**	5.8
SR5	6/10/2014 4:00	28.99	75.7	**4.95**	3.0	SR5	6/10/2014 10:00	29.04	72.3	**4.68**	3.3	SR5	6/10/2014 16:00	29.21	79.4	**5.18**	1.6	SR5	6/10/2014 22:00	29.08	70.7	**4.56**	6.0
SR5	6/10/2014 4:05	29.00	75.8	**4.95**	3.4	SR5	6/10/2014 10:05	29.00	73.9	**4.79**	3.0	SR5	6/10/2014 16:05	29.27	81.1	**5.28**	1.3	SR5	6/10/2014 22:05	29.08	70.7	**4.56**	5.5
SR5	6/10/2014 4:10	29.04	75.0	**4.89**	3.7	SR5	6/10/2014 10:10	29.01	75.8	**4.92**	2.8	SR5	6/10/2014 16:10	29.28	81.3	**5.30**	1.4	SR5	6/10/2014 22:10	29.08	70.4	**4.54**	5.4
SR5	6/10/2014 4:15	29.05	73.7	**4.81**	4.6	SR5	6/10/2014 10:15	29.08	75.6	**4.90**	2.3	SR5	6/10/2014 16:15	29.28	81.4	**5.30**	1.4	SR5	6/10/2014 22:15	29.08	72.1	**4.65**	5.2
SR5	6/10/2014 4:20	29.05	73.5	**4.79**	4.5	SR5	6/10/2014 10:20	29.09	75.5	**4.90**	1.9	SR5	6/10/2014 16:20	29.26	80.6	**5.25**	1.4	SR5	6/10/2014 22:20	28.97	68.4	**4.43**	4.2
SR5	6/10/2014 4:25	29.05	73.2	**4.77**	4.2	SR5	6/10/2014 10:25	29.08	75.0	**4.86**	2.3	SR5	6/10/2014 16:25	29.24	79.7	**5.19**	1.9	SR5	6/10/2014 22:25	29.05	73.9	**4.78**	5.5
SR5	6/10/2014 4:30	29.09	72.1	**4.69**	4.8	SR5	6/10/2014 10:30	29.08	74.6	**4.83**	2.4	SR5	6/10/2014 16:30	29.22	79.1	**5.15**	2.6	SR5	6/10/2014 22:30	29.06	74.3	**4.80**	5.6
SR5	6/10/2014 4:35	29.10	71.5	**4.64**	4.8	SR5	6/10/2014 10:35	29.09	73.9	**4.79**	2.4	SR5	6/10/2014 16:35	29.21	77.4	**5.04**	3.7	SR5	6/10/2014 22:35	29.05	74.2	**4.80**	5.6
SR5	6/10/2014 4:40	29.11	71.4	**4.63**	5.0	SR5	6/10/2014 10:40	29.09	73.1	**4.73**	2.5	SR5	6/10/2014 16:40	29.24	77.7	**5.06**	2.1	SR5	6/10/2014 22:40	29.05	74.2	**4.79**	5.4
SR5	6/10/2014 4:45	29.11	71.1	**4.61**	4.7	SR5	6/10/2014 10:45	29.10	73.4	**4.75**	2.2	SR5	6/10/2014 16:45	29.21	77.1	**5.03**	3.0	SR5	6/10/2014 22:45	29.03	74.9	**4.85**	5.4
SR5	6/10/2014 4:50	29.11	70.7	**4.59**	4.4	SR5	6/10/2014 10:50	29.09	73.7	**4.77**	2.2	SR5	6/10/2014 16:50	29.18	75.5	**4.92**	4.2	SR5	6/10/2014 22:50	29.05	74.3	**4.80**	6.5
SR5	6/10/2014 4:55	29.12	70.8	**4.59**	4.9	SR5	6/10/2014 10:55	29.09	73.2	**4.74**	2.9	SR5	6/10/2014 16:55	29.16	75.1	**4.89**	6.5	SR5	6/10/2014 22:55	29.04	74.5	**4.81**	5.7
SR5	6/10/2014 5:00	29.12	70.6	**4.58**	4.7	SR5	6/10/2014 11:00	29.05	75.4	**4.89**	2.2	SR5	6/10/2014 17:00	29.14	73.9	**4.80**	5.0	SR5	6/10/2014 23:00	28.99	75.1	**4.87**	4.8
SR5	6/10/2014 5:05	29.12	70.5	**4.57**	5.0	SR5	6/10/2014 11:05	28.98	78.2	**5.09**	1.7	SR5	6/10/2014 17:05	29.15	73.6	**4.78**	4.5	SR5	6/10/2014 23:05	28.97	75.3	**4.88**	4.4
SR5	6/10/2014 5:10	29.11	70.5	**4.57**	4.7	SR5	6/10/2014 11:10	28.96	79.6	**5.19**	1.5	SR5	6/10/2014 17:10	29.14	73.4	**4.77**	5.2	SR5	6/10/2014 23:10	29.02	75.1	**4.86**	5.8
SR5	6/10/2014 5:15	29.10	70.4	**4.56**	5.2	SR5	6/10/2014 11:15	28.98	79.6	**5.19**	2.2	SR5	6/10/2014 17:15	29.14	72.9	**4.74**	5.8	SR5	6/10/2014 23:15	29.02	74.7	**4.83**	6.0
SR5	6/10/2014 5:20	29.11	70.0	**4.53**	4.7	SR5	6/10/2014 11:20	28.98	79.2	**5.16**	2.3	SR5	6/10/2014 17:20	29.12	72.2	**4.69**	6.7	SR5	6/10/2014 23:20	29.03	74.3	**4.80**	4.6
SR5	6/10/2014 5:25	29.09	70.1	**4.54**	5.1	SR5	6/10/2014 11:25	28.99	78.6	**5.12**	2.8	SR5	6/10/2014 17:25	29.12	71.9	**4.67**	6.8	SR5	6/10/2014 23:25	29.01	74.1	**4.80**	4.2
SR5	6/10/2014 5:30	29.10	70.2	**4.54**	5.0	SR5	6/10/2014 11:30	28.98	79.7	**5.19**	2.3	SR5	6/10/2014 17:30	29.13	71.9	**4.67**	5.8	SR5	6/10/2014 23:30	29.04	74.1	**4.79**	4.5
SR5	6/10/2014 5:35	29.10	69.7	**4.51**	5.2	SR5	6/10/2014 11:35	28.99	78.8	**5.13**	2.6	SR5	6/10/2014 17:35	29.13	72.7	**4.71**	6.1	SR5	6/10/2014 23:35	29.03	73.9	**4.78**	4.5
SR5	6/10/2014 5:40	29.10	69.9	**4.52**	5.0	SR5	6/10/2014 11:40	29.00	79.1	**5.15**	2.2	SR5	6/10/2014 17:40	29.12	72.3	**4.69**	5.9	SR5	6/10/2014 23:40	29.04	73.9	**4.78**	4.5
SR5	6/10/2014 5:45	29.09	69.9	**4.52**	5.5	SR5	6/10/2014 11:45	29.00	78.9	**5.14**	2.9	SR5	6/10/2014 17:45	29.12	70.9	**4.60**	6.1	SR5	6/10/2014 23:45	29.07	74.0	**4.79**	5.0
SR5	6/10/2014 5:50	29.09	69.5	**4.50**	4.7	SR5	6/10/2014 11:50	28.99	79.7	**5.20**	2.7	SR5	6/10/2014 17:50	29.12	71.6	**4.64**	5.8	SR5	6/10/2014 23:50	29.07	73.7	**4.77**	4.8
SR5	6/10/2014 5:55	29.09	69.3	**4.49**	4.6	SR5	6/10/2014 11:55	29.00	79.0	**5.15**	3.1	SR5	6/10/2014 17:55	29.13	71.1	**4.61**	5.5	SR5	6/10/2014 23:55	29.06	74.2	**4.80**	5.3

Station	Timestamp	Temp (° C)	DO (%)	DO (mg/L)	Tur (NTU)	Station	Timestamp	Temp (° C)	DO (%)	DO (mg/L)	Tur (NTU)	Station	Timestamp	Temp (° C)	DO (%)	DO (mg/L)	Tur (NTU)	Station	Timestamp	Temp (°C)	DO (%)	DO (mg/L)	Tur (NTU)
SR9	6/10/2014 0:00	29.14	121.7	7.83	2.4	SR9	6/10/2014 6:00	28.72	106.7	6.91	2.1	SR9	6/10/2014 12:00	28.86	128.2	8.26	2.0	SR9	6/10/2014 18:00	28.93	122.7	7.89	**6.3**
SR9	6/10/2014 0:05	29.14	119.3	7.68	2.7	SR9	6/10/2014 6:05	28.70	106.5	6.89	1.7	SR9	6/10/2014 12:05	28.89	129.7	8.35	2.4	SR9	6/10/2014 18:05	28.91	120.4	7.75	**6.2**
SR9	6/10/2014 0:10	29.13	118.2	7.61	2.7	SR9	6/10/2014 6:10	28.71	106.9	6.92	1.8	SR9	6/10/2014 12:10	28.89	130.2	8.39	2.0	SR9	6/10/2014 18:10	28.90	120.8	7.78	**6.5**
SR9	6/10/2014 0:15	29.11	118.1	7.60	2.0	SR9	6/10/2014 6:15	28.69	106.8	6.92	1.8	SR9	6/10/2014 12:15	28.97	134.4	8.64	3.5	SR9	6/10/2014 18:15	28.90	120.2	7.73	**7.8**
SR9	6/10/2014 0:20	29.12	118.1	7.60	2.3	SR9	6/10/2014 6:20	28.68	108.1	7.00	1.9	SR9	6/10/2014 12:20	28.96	134.5	8.65	2.2	SR9	6/10/2014 18:20	28.90	120.6	7.76	**6.9**
SR9	6/10/2014 0:25	29.11	118.0	7.60	2.4	SR9	6/10/2014 6:25	28.68	108.3	7.01	1.8	SR9	6/10/2014 12:25	28.97	135.6	8.72	2.7	SR9	6/10/2014 18:25	28.88	121.6	7.83	**7.2**
SR9	6/10/2014 0:30	29.10	118.1	7.61	2.4	SR9	6/10/2014 6:30	28.66	108.1	7.00	2.0	SR9	6/10/2014 12:30	28.97	135.6	8.72	2.8	SR9	6/10/2014 18:30	28.87	119.8	7.72	**6.4**
SR9	6/10/2014 0:35	29.12	114.7	7.38	2.5	SR9	6/10/2014 6:35	28.66	107.1	6.93	1.8	SR9	6/10/2014 12:35	28.99	137.9	8.87	2.3	SR9	6/10/2014 18:35	28.88	120.9	7.78	**6.7**
SR9	6/10/2014 0:40	29.07	113.5	7.32	2.2	SR9	6/10/2014 6:40	28.64	107.9	6.99	1.5	SR9	6/10/2014 12:40	29.01	138.9	8.93	2.5	SR9	6/10/2014 18:40	28.92	106.3	6.84	**19.3**
SR9	6/10/2014 0:45	29.06	114.0	7.35	2.3	SR9	6/10/2014 6:45	28.65	107.7	6.98	1.5	SR9	6/10/2014 12:45	29.01	139.1	8.96	2.5	SR9	6/10/2014 18:45	28.93	115.7	7.44	**8.9**
SR9	6/10/2014 0:50	29.07	115.0	7.42	2.3	SR9	6/10/2014 6:50	28.66	108.5	7.02	1.4	SR9	6/10/2014 12:50	29.02	139.1	8.94	2.5	SR9	6/10/2014 18:50	28.89	118.6	7.63	**7.3**
SR9	6/10/2014 0:55	29.07	116.6	7.53	2.3	SR9	6/10/2014 6:55	28.64	107.6	6.97	1.5	SR9	6/10/2014 12:55	29.04	140.1	9.00	2.5	SR9	6/10/2014 18:55	28.90	116.5	7.49	**8.4**
SR9	6/10/2014 1:00	29.07	117.6	7.58	2.4	SR9	6/10/2014 7:00	28.65	108.4	7.02	1.8	SR9	6/10/2014 13:00	29.04	140.0	9.00	2.6	SR9	6/10/2014 19:00	28.89	115.6	7.44	**8.5**
SR9	6/10/2014 1:05	29.06	118.9	7.67	2.1	SR9	6/10/2014 7:05	28.65	108.7	7.04	1.5	SR9	6/10/2014 13:05	29.03	139.7	8.98	2.8	SR9	6/10/2014 19:05	28.87	115.7	7.45	**8.5**
SR9	6/10/2014 1:10	29.06	118.9	7.66	2.2	SR9	6/10/2014 7:10	28.64	108.9	7.05	1.5	SR9	6/10/2014 13:10	29.03	139.8	8.99	2.6	SR9	6/10/2014 19:10	28.88	115.9	7.46	**7.8**
SR9	6/10/2014 1:15	29.07	115.8	7.46	2.3	SR9	6/10/2014 7:15	28.64	109.4	7.08	1.6	SR9	6/10/2014 13:15	29.04	140.3	9.02	2.9	SR9	6/10/2014 19:15	28.89	114.8	7.39	**8.0**
SR9	6/10/2014 1:20	29.08	113.3	7.30	2.6	SR9	6/10/2014 7:20	28.65	110.1	7.12	1.8	SR9	6/10/2014 13:20	29.05	140.7	9.04	3.0	SR9	6/10/2014 19:20	28.88	115.6	7.44	**7.1**
SR9	6/10/2014 1:25	29.07	113.5	7.31	2.7	SR9	6/10/2014 7:25	28.63	109.3	7.08	2.0	SR9	6/10/2014 13:25	29.07	143.7	9.23	3.6	SR9	6/10/2014 19:25	28.89	115.7	7.44	**7.1**
SR9	6/10/2014 1:30	29.05	113.0	7.29	2.2	SR9	6/10/2014 7:30	28.64	108.9	7.05	1.8	SR9	6/10/2014 13:30	29.08	144.4	9.27	2.8	SR9	6/10/2014 19:30	28.90	116.7	7.51	**6.7**
SR9	6/10/2014 1:35	29.02	112.1	7.24	2.1	SR9	6/10/2014 7:35	28.64	109.4	7.08	2.0	SR9	6/10/2014 13:35	29.08	144.5	9.28	2.9	SR9	6/10/2014 19:35	28.89	116.9	7.52	**7.4**
SR9	6/10/2014 1:40	29.02	111.3	7.19	2.0	SR9	6/10/2014 7:40	28.64	109.2	7.07	2.2	SR9	6/10/2014 13:40	29.09	144.8	9.30	3.1	SR9	6/10/2014 19:40	28.87	118.0	7.60	**6.3**
SR9	6/10/2014 1:45	29.01	111.5	7.20	2.2	SR9	6/10/2014 7:45	28.64	108.6	7.03	2.0	SR9	6/10/2014 13:45	29.09	145.3	9.33	2.9	SR9	6/10/2014 19:45	28.86	117.2	7.54	**6.6**
SR9	6/10/2014 1:50	28.98	111.4	7.20	2.1	SR9	6/10/2014 7:50	28.63	109.7	7.11	2.2	SR9	6/10/2014 13:50	29.09	145.8	9.36	2.9	SR9	6/10/2014 19:50	28.83	117.4	7.56	**6.5**
SR9	6/10/2014 1:55	28.99	113.2	7.32	2.1	SR9	6/10/2014 7:55	28.62	109.3	7.08	2.2	SR9	6/10/2014 13:55	29.10	145.4	9.33	4.3	SR9	6/10/2014 19:55	28.83	123.8	7.98	4.7
SR9	6/10/2014 2:00	28.98	113.3	7.33	2.1	SR9	6/10/2014 8:00	28.61	109.5	7.09	2.0	SR9	6/10/2014 14:00	29.10	147.0	9.43	3.3	SR9	6/10/2014 20:00	28.85	122.1	7.87	**5.5**
SR9	6/10/2014 2:05	28.98	112.9	7.29	2.2	SR9	6/10/2014 8:05	28.62	109.9	7.12	2.3	SR9	6/10/2014 14:05	29.10	146.9	9.43	3.2	SR9	6/10/2014 20:05	28.83	123.2	7.94	**4.8**
SR9	6/10/2014 2:10	28.97	110.9	7.17	1.9	SR9	6/10/2014 8:10	28.64	109.0	7.06	2.3	SR9	6/10/2014 14:10	29.10	146.5	9.40	3.2	SR9	6/10/2014 20:10	28.79	124.2	8.01	4.6
SR9	6/10/2014 2:15	28.98	111.1	7.17	1.9	SR9	6/10/2014 8:15	28.62	109.6	7.10	2.2	SR9	6/10/2014 14:15	29.10	147.2	9.45	3.1	SR9	6/10/2014 20:15	28.84	122.6	7.90	4.7
SR9	6/10/2014 2:20	28.97	113.5	7.33	1.9	SR9	6/10/2014 8:20	28.62	110.2	7.14	2.1	SR9	6/10/2014 14:20	29.11	147.1	9.44	3.2	SR9	6/10/2014 20:20	28.84	122.8	7.91	**4.9**
SR9	6/10/2014 2:25	28.95	113.6	7.34	1.7	SR9	6/10/2014 8:25	28.62	110.2	7.14	2.5	SR9	6/10/2014 14:25	29.12	147.9	9.49	3.3	SR9	6/10/2014 20:25	28.82	124.7	8.04	4.3
SR9	6/10/2014 2:30	28.94	114.6	7.41	1.7	SR9	6/10/2014 8:30	28.61	110.1	7.13	2.1	SR9	6/10/2014 14:30	29.13	148.0	9.49	3.1	SR9	6/10/2014 20:30	28.83	122.8	7.91	4.7
SR9	6/10/2014 2:35	28.94	115.9	7.49	1.8	SR9	6/10/2014 8:35	28.63	111.0	7.19	2.5	SR9	6/10/2014 14:35	29.15	148.6	9.53	3.0	SR9	6/10/2014 20:35	28.83	123.4	7.95	4.4
SR9	6/10/2014 2:40	28.95	116.1	7.50	1.7	SR9	6/10/2014 8:40	28.63	110.6	7.16	2.4	SR9	6/10/2014 14:40	29.15	148.6	9.53	3.2	SR9	6/10/2014 20:40	28.84	123.3	7.94	**4.8**
SR9	6/10/2014 2:45	28.92	115.5	7.47	1.7	SR9	6/10/2014 8:45	28.63	110.3	7.14	2.3	SR9	6/10/2014 14:45	29.11	148.5	9.53	3.2	SR9	6/10/2014 20:45	28.80	124.0	7.99	4.1
SR9	6/10/2014 2:50	28.95	115.6	7.47	1.9	SR9	6/10/2014 8:50	28.65	110.3	7.14	2.5	SR9	6/10/2014 14:50	29.11	148.3	9.52	3.4	SR9	6/10/2014 20:50	28.79	123.9	7.99	4.3
SR9	6/10/2014 2:55	28.94	116.3	7.52	1.8	SR9	6/10/2014 8:55	28.64	109.8	7.11	2.6	SR9	6/10/2014 14:55	29.10	148.0	9.50	3.3	SR9	6/10/2014 20:55	28.74	123.7	7.99	4.0
SR9	6/10/2014 3:00	28.93	115.6	7.47	2.1	SR9	6/10/2014 9:00	28.65	111.7	7.23	3.2	SR9	6/10/2014 15:00	29.10	149.1	9.57	3.3	SR9	6/10/2014 21:00	28.71	123.7	7.99	3.6
SR9	6/10/2014 3:05	28.91	117.2	7.58	1.5	SR9	6/10/2014 9:05	28.65	112.9	7.31	2.6	SR9	6/10/2014 15:05	29.09	148.0	9.50	3.1	SR9	6/10/2014 21:05	28.68	121.8	7.87	3.9
SR9	6/10/2014 3:10	28.90	117.8	7.61	2.0	SR9	6/10/2014 9:10	28.64	112.7	7.29	2.3	SR9	6/10/2014 15:10	29.10	148.9	9.56	3.4	SR9	6/10/2014 21:10	28.75	121.8	7.86	4.0
SR9	6/10/2014 3:15	28.89	118.7	7.67	1.9	SR9	6/10/2014 9:15	28.66	112.1	7.25	2.6	SR9	6/10/2014 15:15	29.11	148.5	9.53	4.0	SR9	6/10/2014 21:15	28.78	119.7	7.73	4.3
SR9	6/10/2014 3:20	28.92	117.9	7.62	1.9	SR9	6/10/2014 9:20	28.66	114.5	7.41	2.6	SR9	6/10/2014 15:20	29.10	147.5	9.47	3.7	SR9	6/10/2014 21:20	28.78	118.9	7.67	4.4
SR9	6/10/2014 3:25	28.87	118.8	7.68	1.9	SR9	6/10/2014 9:25	28.68	114.3	7.39	2.7	SR9	6/10/2014 15:25	29.11	148.5	9.53	3.4	SR9	6/10/2014 21:25	28.79	117.8	7.60	4.6
SR9	6/10/2014 3:30	28.89	118.4	7.66	1.6	SR9	6/10/2014 9:30	28.69	112.9	7.31	2.9	SR9	6/10/2014 15:30	29.11	145.5	9.33	3.7	SR9	6/10/2014 21:30	28.79	117.2	7.56	4.7
SR9	6/10/2014 3:35	28.87	118.2	7.64	1.5	SR9	6/10/2014 9:35	28.70	114.7	7.42	3.1	SR9	6/10/2014 15:35	29.11	144.1	9.24	4.0	SR9	6/10/2014 21:35	28.76	115.2	7.44	**4.9**
SR9	6/10/2014 3:40	28.86	118.4	7.66	1.7	SR9	6/10/2014 9:40	28.70	114.2	7.39	2.6	SR9	6/10/2014 15:40	29.11	143.1	9.18	3.9	SR9	6/10/2014 21:40	28.77	115.4	7.45	**4.9**
SR9	6/10/2014 3:45	28.85	117.8	7.63	1.6	SR9	6/10/2014 9:45	28.71	112.8	7.29	3.2	SR9	6/10/2014 15:45	29.07	141.0	9.06	3.6	SR9	6/10/2014 21:45	28.77	114.3	7.37	**5.1**
SR9	6/10/2014 3:50	28.85	116.5	7.54	1.6	SR9	6/10/2014 9:50	28.72	111.8	7.22	3.2	SR9	6/10/2014 15:50	29.08	142.1	9.14	3.8	SR9	6/10/2014 21:50	28.76	113.7	7.34	**5.3**
SR9	6/10/2014 3:55	28.85	116.6	7.55	1.6	SR9	6/10/2014 9:55	28.73	116.3	7.51	3.1	SR9	6/10/2014 15:55	29.09	144.0	9.24	3.7	SR9	6/10/2014 21:55	28.77	113.9	7.35	**5.2**
SR9	6/10/2014 4:00	28.83	116.6	7.55	1.6	SR9	6/10/2014 10:00	28.73	117.1	7.56	3.2	SR9	6/10/2014 16:00	29.09	143.3	9.20	3.8	SR9	6/10/2014 22:00	28.77	112.9	7.29	**4.9**
SR9	6/10/2014 4:05	28.83	116.8	7.56	1.6	SR9	6/10/2014 10:05	28.74	116.6	7.53	2.7	SR9	6/10/2014 16:05	29.09	142.8	9.17	3.6	SR9	6/10/2014 22:05	28.75	111.4	7.19	**5.0**
SR9	6/10/2014 4:10	28.80	116.5	7.55	1.3	SR9	6/10/2014 10:10	28.74	116.7	7.54	2.7	SR9	6/10/2014 16:10	29.07	134.6	8.65	4.6	SR9	6/10/2014 22:10	28.76	112.2	7.24	**5.1**
SR9	6/10/2014 4:15	28.80	116.2	7.53	1.2	SR9	6/10/2014 10:15	28.74	117.6	7.59	2.5	SR9	6/10/2014 16:15	29.07	133.9	8.59	4.7	SR9	6/10/2014 22:15	28.77	112.9	7.28	**5.2**
SR9	6/10/2014 4:20	28.81	116.2	7.53	1.5	SR9	6/10/2014 10:20	28.75	118.5	7.65	2.6	SR9	6/10/2014 16:20	29.07	134.7	8.65	**4.8**	SR9	6/10/2014 22:20	28.76	110.5	7.13	**5.4**
SR9	6/10/2014 4:25	28.80	115.6	7.49	1.2	SR9	6/10/2014 10:25	28.77	119.2	7.69	2.9	SR9	6/10/2014 16:25	29.06	135.9	8.73	4.5	SR9	6/10/2014 22:25	28.75	110.1	7.10	**5.6**
SR9	6/10/2014 4:30	28.79	113.3	7.33	1.3	SR9	6/10/2014 10:30	28.77	120.2	7.76	2.6	SR9	6/10/2014 16:30	29.06	135.7	8.72	4.5	SR9	6/10/2014 22:30	28.73	108.2	6.98	**5.8**
SR9	6/10/2014 4:35	28.79	113.6	7.36	1.4	SR9	6/10/2014 10:35	28.77	120.0	7.74	2.5	SR9	6/10/2014 16:35	29.04	135.7	8.71	4.5	SR9	6/10/2014 22:35	28.72	107.4	6.94	**5.3**
SR9	6/10/2014 4:40	28.78	111.6	7.23	1.3	SR9	6/10/2014 10:40	28.79	120.0	7.74	2.8	SR9	6/10/2014 16:40	29.04	135.7	8.72	4.4	SR9	6/10/2014 22:40	28.63	113.2	7.32	3.5
SR9	6/10/2014 4:45	28.77	111.4	7.22	1.6	SR9	6/10/2014 10:45	28.79	120.3	7.76	2.9	SR9	6/10/2014 16:45	29.04	138.6	8.90	4.1	SR9	6/10/2014 22:45	28.66	122.8	7.95	3.4
SR9	6/10/2014 4:50	28.76	111.4	7.22	1.6	SR9	6/10/2014 10:50	28.80	120.1	7.75	2.9	SR9	6/10/2014 16:50	29.04	142.5	9.16	3.8	SR9	6/10/2014 22:50	28.65	128.8	8.34	3.2
SR9	6/10/2014 4:55	28.76	109.0	7.06	1.4	SR9	6/10/2014 10:55	28.81	120.3	7.75	2.6	SR9	6/10/2014 16:55	29.03	141.3	9.08	4.4	SR9	6/10/2014 22:55	28.68	130.5	8.44	3.3
SR9	6/10/2014 5:00	28.76	108.2	7.01	1.9	SR9	6/10/2014 11:00	28.82	122.1	7.87	2.7	SR9	6/10/2014 17:00	29.04	139.3	8.95	3.6	SR9	6/10/2014 23:00	28.71	130.5	8.44	3.4
SR9	6/10/2014 5:05	28.75	107.9	6.99	1.8	SR9	6/10/2014 11:05	28.83	122.2	7.88	2.5	SR9	6/10/2014 17:05	29.04	137.5	8.83	3.8	SR9	6/10/2014 23:05	28.71	130.5	8.44	3.3
SR9	6/10/2014 5:10	28.75	108.2	7.01	1.8	SR9	6/10/2014 11:10	28.86	122.7	7.91	2.7	SR9	6/10/2014 17:10	29.04	137.4	8.82	4.3	SR9	6/10/2014 23:10	28.73	135.3	8.75	3.3
SR9	6/10/2014 5:15	28.75	108.5	7.03	2.0	SR9	6/10/2014 11:15	28.85	123.1	7.93	2.5	SR9	6/10/2014 17:15	29.02	131.0	8.42	4.6	SR9	6/10/2014 23:15	28.74	133.0	8.60	3.3
SR9	6/10/2014 5:20	28.76	108.1	7.00	1.8	SR9	6/10/2014 11:20	28.83	125.3	8.07	2.1	SR9	6/10/2014 17:20	29.02	132.4	8.50	4.6	SR9	6/10/2014 23:20	28.71	133.2	8.62	3.6
SR9	6/10/2014 5:25	28.73	107.2	6.94	2.1	SR9	6/10/2014 11:25	28.84	124.9	8.05	2.1	SR9	6/10/2014 17:25	29.00	131.5	8.45	4.5	SR9	6/10/2014 23:25	28.70	132.0	8.54	3.6
SR9	6/10/2014 5:30	28.74	107.7	6.98	2.0	SR9	6/10/2014 11:30	28.85	125.9	8.11	2.3	SR9	6/10/2014 17:30	29.00	132.0	8.48	4.5	SR9	6/10/2014 23:30	28.71	130.6	8.45	3.7
SR9	6/10/2014 5:35	28.73	106.2	6.88	2.1	SR9	6/10/2014 11:35	28.81	125.2	8.07	2.4	SR9	6/10/2014 17:35	29.00	135.0	8.67	4.3	SR9	6/10/2014 23:35	28.71	128.4	8.30	3.9
SR9	6/10/2014 5:40	28.71	105.8	6.86	1.8	SR9	6/10/2014 11:40	28.83	126.7	8.17	2.3	SR9	6/10/2014 17:40	28.99	133.6	8.58	4.1	SR9	6/10/2014 23:40	28.72	128.0	8.27	3.7
SR9	6/10/2014 5:45	28.74	105.9	6.86	1.9	SR9	6/10/2014 11:45	28.86	128.6	8.29	3.0	SR9	6/10/2014 17:45	28.98	133.5	8.58	3.8	SR9	6/10/2014 23:45	28.69	129.7	8.39	3.0
SR9	6/10/2014 5:50	28.71	106.0	6.85	1.9	SR9	6/10/2014 11:50	28.84	125.9	8.11	2.8	SR9	6/10/2014 17:50	28.98	127.3	8.18	**5.3**	SR9	6/10/2014 23:50	28.70	130.0	8.41	3.4
SR9	6/10/2014 5:55	28.72	106.4	6.88	1.6	SR9	6/10/2014 11:55	28.86	127.3	8.20	2.4	SR9	6/10/2014 17:55	28.94	124.7	8.02	**6.2**	SR9	6/10/2014 23:55	28.69	128.8	8.32	3.3

Station	Timestamp	Temp (° C)	DO (%)	DO (mg/L)	Tur (NTU)	Station	Timestamp	Temp (° C)	DO (%)	DO (mg/L)	Tur (NTU)	Station	Timestamp	Temp (° C)	DO (%)	DO (mg/L)	Tur (NTU)	Station	Timestamp	Temp (°C)	DO (%)	DO (mg/L)	Tur (NTU)
SR10	6/10/2014 0:00	28.89	82.8	5.37	2.0	SR10	6/10/2014 6:00	28.69	75.6	4.92	1.5	SR10	6/10/2014 12:00	28.92	84.7	5.49	1.0	SR10	6/10/2014 18:00	28.99	81.4	5.28	1.2
SR10	6/10/2014 0:05	28.89	81.7	5.29	1.8	SR10	6/10/2014 6:05	28.73	78.2	5.09	1.7	SR10	6/10/2014 12:05	28.95	84.7	5.49	0.9	SR10	6/10/2014 18:05	29.00	89.3	5.79	1.4
SR10	6/10/2014 0:10	28.88	83.1	5.38	1.7	SR10	6/10/2014 6:10	28.68	74.8	4.87	1.8	SR10	6/10/2014 12:10	28.95	85.5	5.54	1.6	SR10	6/10/2014 18:10	28.99	89.5	5.80	0.9
SR10	6/10/2014 0:15	28.88	82.6	5.35	1.7	SR10	6/10/2014 6:15	28.71	74.6	4.85	2.0	SR10	6/10/2014 12:15	28.96	85.4	5.53	1.5	SR10	6/10/2014 18:15	28.97	87.0	5.64	1.1
SR10	6/10/2014 0:20	28.86	83.8	5.44	1.4	SR10	6/10/2014 6:20	28.75	74.0	4.81	2.1	SR10	6/10/2014 12:20	28.99	86.1	5.58	1.3	SR10	6/10/2014 18:20	28.98	87.0	5.64	0.9
SR10	6/10/2014 0:25	28.88	83.5	5.42	1.5	SR10	6/10/2014 6:25	28.75	73.3	4.77	1.9	SR10	6/10/2014 12:25	29.00	86.4	5.59	1.2	SR10	6/10/2014 18:25	28.98	85.4	5.53	1.1
SR10	6/10/2014 0:30	28.88	83.5	5.41	1.4	SR10	6/10/2014 6:30	28.78	74.4	4.84	2.1	SR10	6/10/2014 12:30	29.00	86.3	5.59	1.1	SR10	6/10/2014 18:30	28.99	78.8	5.11	1.3
SR10	6/10/2014 0:35	28.87	83.2	5.40	1.6	SR10	6/10/2014 6:35	28.80	73.9	4.80	2.7	SR10	6/10/2014 12:35	29.02	86.6	5.60	1.0	SR10	6/10/2014 18:35	28.97	87.6	5.68	0.9
SR10	6/10/2014 0:40	28.83	83.6	5.43	1.7	SR10	6/10/2014 6:40	28.77	73.1	4.75	2.1	SR10	6/10/2014 12:40	29.03	86.8	5.62	0.7	SR10	6/10/2014 18:40	28.97	87.1	5.65	0.7
SR10	6/10/2014 0:45	28.80	83.6	5.43	1.3	SR10	6/10/2014 6:45	28.76	73.4	4.78	2.0	SR10	6/10/2014 12:45	29.04	86.7	5.62	2.6	SR10	6/10/2014 18:45	29.00	81.2	5.26	3.2
SR10	6/10/2014 0:50	28.78	83.8	5.44	1.2	SR10	6/10/2014 6:50	28.82	76.0	4.94	2.7	SR10	6/10/2014 12:50	29.04	86.9	5.62	0.7	SR10	6/10/2014 18:50	28.97	80.8	5.24	1.6
SR10	6/10/2014 0:55	28.78	84.1	5.47	1.2	SR10	6/10/2014 6:55	28.81	72.8	4.73	2.6	SR10	6/10/2014 12:55	29.04	87.0	5.63	0.7	SR10	6/10/2014 18:55	28.97	81.8	5.30	1.4
SR10	6/10/2014 1:00	28.75	84.4	5.49	1.3	SR10	6/10/2014 7:00	28.80	72.3	4.70	2.5	SR10	6/10/2014 13:00	29.04	87.2	5.65	2.6	SR10	6/10/2014 19:00	28.97	81.8	5.30	1.0
SR10	6/10/2014 1:05	28.74	84.4	5.49	1.5	SR10	6/10/2014 7:05	28.82	78.2	5.08	4.0	SR10	6/10/2014 13:05	29.06	86.9	5.63	0.9	SR10	6/10/2014 19:05	28.98	83.6	5.42	1.1
SR10	6/10/2014 1:10	28.74	84.8	5.51	1.2	SR10	6/10/2014 7:10	28.82	77.4	5.02	2.6	SR10	6/10/2014 13:10	29.03	86.8	5.62	1.3	SR10	6/10/2014 19:10	28.98	78.0	5.06	1.2
SR10	6/10/2014 1:15	28.71	84.3	5.48	1.4	SR10	6/10/2014 7:15	28.81	79.2	5.14	2.9	SR10	6/10/2014 13:15	29.03	86.8	5.62	2.2	SR10	6/10/2014 19:15	28.99	79.4	5.14	1.5
SR10	6/10/2014 1:20	28.69	84.4	5.50	1.3	SR10	6/10/2014 7:20	28.82	80.2	5.21	2.9	SR10	6/10/2014 13:20	29.08	87.6	5.66	1.2	SR10	6/10/2014 19:20	28.97	82.0	5.32	1.2
SR10	6/10/2014 1:25	28.77	84.7	5.50	1.9	SR10	6/10/2014 7:25	28.81	80.0	5.19	2.0	SR10	6/10/2014 13:25	29.06	86.8	5.62	1.6	SR10	6/10/2014 19:25	28.97	81.4	5.28	0.9
SR10	6/10/2014 1:30	28.87	84.2	5.46	3.6	SR10	6/10/2014 7:30	28.80	79.5	5.16	2.5	SR10	6/10/2014 13:30	29.05	86.8	5.62	1.5	SR10	6/10/2014 19:30	28.97	82.0	5.32	0.8
SR10	6/10/2014 1:35	28.82	82.4	5.35	2.2	SR10	6/10/2014 7:35	28.80	80.3	5.21	1.9	SR10	6/10/2014 13:35	29.06	87.2	5.64	0.8	SR10	6/10/2014 19:35	28.98	83.2	5.39	0.9
SR10	6/10/2014 1:40	28.85	81.8	5.30	3.2	SR10	6/10/2014 7:40	28.79	78.7	5.11	6.9	SR10	6/10/2014 13:40	29.07	87.3	5.65	1.2	SR10	6/10/2014 19:40	28.97	83.5	5.41	0.7
SR10	6/10/2014 1:45	28.88	82.1	5.32	3.8	SR10	6/10/2014 7:45	28.81	80.7	5.24	1.9	SR10	6/10/2014 13:45	29.04	86.2	5.58	1.7	SR10	6/10/2014 19:45	28.98	83.6	5.42	0.8
SR10	6/10/2014 1:50	28.82	82.1	5.33	3.6	SR10	6/10/2014 7:50	28.80	79.4	5.16	1.8	SR10	6/10/2014 13:50	29.07	88.0	5.69	0.9	SR10	6/10/2014 19:50	28.97	83.8	5.44	1.2
SR10	6/10/2014 1:55	28.84	82.3	5.34	4.1	SR10	6/10/2014 7:55	28.81	80.5	5.23	3.5	SR10	6/10/2014 13:55	29.07	88.3	5.71	0.8	SR10	6/10/2014 19:55	28.99	85.1	5.52	3.0
SR10	6/10/2014 2:00	28.82	83.6	5.43	2.1	SR10	6/10/2014 8:00	28.80	80.1	5.20	1.6	SR10	6/10/2014 14:00	29.06	87.8	5.68	1.0	SR10	6/10/2014 20:00	28.98	81.3	5.28	1.2
SR10	6/10/2014 2:05	28.85	82.4	5.35	3.6	SR10	6/10/2014 8:05	28.81	81.0	5.26	1.6	SR10	6/10/2014 14:05	29.05	87.7	5.68	1.5	SR10	6/10/2014 20:05	28.99	82.5	5.35	2.3
SR10	6/10/2014 2:10	28.87	82.1	5.32	3.3	SR10	6/10/2014 8:10	28.81	80.6	5.24	1.5	SR10	6/10/2014 14:10	29.06	88.4	5.72	1.5	SR10	6/10/2014 20:10	28.99	78.5	5.09	1.9
SR10	6/10/2014 2:15	28.87	81.6	5.29	4.0	SR10	6/10/2014 8:15	28.80	77.8	5.05	2.2	SR10	6/10/2014 14:15	29.05	88.3	5.71	2.6	SR10	6/10/2014 20:15	28.99	84.3	5.47	3.4
SR10	6/10/2014 2:20	28.81	82.0	5.32	3.6	SR10	6/10/2014 8:20	28.80	79.7	5.18	1.8	SR10	6/10/2014 14:20	29.05	87.9	5.69	1.2	SR10	6/10/2014 20:20	28.98	81.0	5.25	2.5
SR10	6/10/2014 2:25	28.82	81.3	5.28	3.3	SR10	6/10/2014 8:25	28.80	78.1	5.07	1.6	SR10	6/10/2014 14:25	29.04	87.3	5.65	1.1	SR10	6/10/2014 20:25	28.98	82.6	5.36	2.9
SR10	6/10/2014 2:30	28.83	80.7	5.23	7.5	SR10	6/10/2014 8:30	28.81	78.5	5.10	2.0	SR10	6/10/2014 14:30	29.05	88.0	5.70	1.9	SR10	6/10/2014 20:30	28.97	82.2	5.33	3.0
SR10	6/10/2014 2:35	28.87	80.1	5.19	4.2	SR10	6/10/2014 8:35	28.82	80.9	5.26	1.2	SR10	6/10/2014 14:35	29.06	87.7	5.68	2.9	SR10	6/10/2014 20:35	28.98	81.5	5.29	2.6
SR10	6/10/2014 2:40	28.86	80.0	5.19	3.5	SR10	6/10/2014 8:40	28.82	81.2	5.28	1.1	SR10	6/10/2014 14:40	29.12	88.8	5.74	1.0	SR10	6/10/2014 20:40	28.97	77.1	5.00	2.7
SR10	6/10/2014 2:45	28.81	78.5	5.09	2.8	SR10	6/10/2014 8:45	28.80	80.8	5.25	1.4	SR10	6/10/2014 14:45	29.11	88.1	5.70	1.4	SR10	6/10/2014 20:45	28.97	79.3	5.15	2.8
SR10	6/10/2014 2:50	28.74	75.1	4.88	2.4	SR10	6/10/2014 8:50	28.81	78.6	5.10	1.7	SR10	6/10/2014 14:50	29.10	88.1	5.70	1.4	SR10	6/10/2014 20:50	28.96	78.3	5.08	2.8
SR10	6/10/2014 2:55	28.72	73.2	4.76	2.4	SR10	6/10/2014 8:55	28.81	74.9	4.87	1.4	SR10	6/10/2014 14:55	29.08	87.5	5.66	1.3	SR10	6/10/2014 20:55	28.95	76.4	4.96	2.7
SR10	6/10/2014 3:00	28.71	73.1	4.75	2.5	SR10	6/10/2014 9:00	28.81	73.8	4.79	1.8	SR10	6/10/2014 15:00	29.07	87.4	5.65	1.1	SR10	6/10/2014 21:00	28.95	71.3	4.63	2.3
SR10	6/10/2014 3:05	28.69	75.5	4.92	1.9	SR10	6/10/2014 9:05	28.81	73.7	4.79	1.5	SR10	6/10/2014 15:05	29.07	87.8	5.68	1.3	SR10	6/10/2014 21:05	28.96	72.5	4.70	2.6
SR10	6/10/2014 3:10	28.68	76.1	4.96	2.2	SR10	6/10/2014 9:10	28.83	81.5	5.29	1.5	SR10	6/10/2014 15:10	29.06	88.7	5.74	2.7	SR10	6/10/2014 21:10	28.94	71.2	4.62	2.0
SR10	6/10/2014 3:15	28.68	78.8	5.13	2.0	SR10	6/10/2014 9:15	28.83	82.1	5.33	1.8	SR10	6/10/2014 15:15	29.06	88.6	5.73	1.0	SR10	6/10/2014 21:15	28.95	72.7	4.72	2.5
SR10	6/10/2014 3:20	28.67	74.7	4.87	2.3	SR10	6/10/2014 9:20	28.83	82.3	5.35	0.9	SR10	6/10/2014 15:20	29.07	87.6	5.67	1.1	SR10	6/10/2014 21:20	28.93	85.0	5.52	3.4
SR10	6/10/2014 3:25	28.67	78.0	5.08	1.8	SR10	6/10/2014 9:25	28.83	82.1	5.33	1.0	SR10	6/10/2014 15:25	29.07	86.9	5.62	1.5	SR10	6/10/2014 21:25	28.94	70.9	4.60	1.9
SR10	6/10/2014 3:30	28.68	69.1	4.50	2.6	SR10	6/10/2014 9:30	28.82	82.5	5.36	0.8	SR10	6/10/2014 15:30	29.06	85.2	5.51	1.0	SR10	6/10/2014 21:30	28.94	69.9	4.54	2.5
SR10	6/10/2014 3:35	28.70	80.1	5.22	2.3	SR10	6/10/2014 9:35	28.83	82.6	5.37	0.8	SR10	6/10/2014 15:35	29.07	88.0	5.69	0.6	SR10	6/10/2014 21:35	28.94	84.8	5.50	2.9
SR10	6/10/2014 3:40	28.62	79.9	5.21	2.7	SR10	6/10/2014 9:40	28.82	81.7	5.31	1.1	SR10	6/10/2014 15:40	29.04	87.7	5.68	1.3	SR10	6/10/2014 21:40	28.93	83.4	5.42	3.3
SR10	6/10/2014 3:45	28.63	78.4	5.11	3.1	SR10	6/10/2014 9:45	28.82	81.6	5.30	1.3	SR10	6/10/2014 15:45	29.04	86.6	5.61	2.4	SR10	6/10/2014 21:45	28.93	76.2	4.95	2.5
SR10	6/10/2014 3:50	28.69	76.2	4.96	2.3	SR10	6/10/2014 9:50	28.80	80.7	5.25	1.1	SR10	6/10/2014 15:50	29.04	86.2	5.58	2.7	SR10	6/10/2014 21:50	28.92	78.9	5.13	2.6
SR10	6/10/2014 3:55	28.69	74.4	4.84	2.2	SR10	6/10/2014 9:55	28.80	79.8	5.19	0.7	SR10	6/10/2014 15:55	29.08	87.5	5.66	0.7	SR10	6/10/2014 21:55	28.93	83.8	5.44	3.3
SR10	6/10/2014 4:00	28.70	73.2	4.76	2.5	SR10	6/10/2014 10:00	28.79	79.5	5.17	0.9	SR10	6/10/2014 16:00	29.08	88.7	5.74	0.7	SR10	6/10/2014 22:00	28.92	84.5	5.49	3.2
SR10	6/10/2014 4:05	28.68	78.2	5.09	2.4	SR10	6/10/2014 10:05	28.81	79.8	5.19	1.2	SR10	6/10/2014 16:05	29.09	89.0	5.76	0.7	SR10	6/10/2014 22:05	28.93	85.4	5.54	3.7
SR10	6/10/2014 4:10	28.67	79.9	5.21	2.5	SR10	6/10/2014 10:10	28.81	77.5	5.04	1.2	SR10	6/10/2014 16:10	29.09	88.8	5.75	0.8	SR10	6/10/2014 22:10	28.91	85.3	5.54	2.9
SR10	6/10/2014 4:15	28.66	78.6	5.12	2.3	SR10	6/10/2014 10:15	28.81	75.3	4.90	1.5	SR10	6/10/2014 16:15	29.10	89.8	5.81	0.5	SR10	6/10/2014 22:15	28.93	85.4	5.55	3.3
SR10	6/10/2014 4:20	28.70	74.7	4.86	5.5	SR10	6/10/2014 10:20	28.82	72.1	4.69	2.0	SR10	6/10/2014 16:20	29.10	89.7	5.80	0.6	SR10	6/10/2014 22:20	28.92	85.3	5.54	3.0
SR10	6/10/2014 4:25	28.71	73.7	4.80	2.2	SR10	6/10/2014 10:25	28.83	70.0	4.55	1.8	SR10	6/10/2014 16:25	29.10	87.7	5.68	0.6	SR10	6/10/2014 22:25	28.91	85.6	5.56	2.6
SR10	6/10/2014 4:30	28.70	77.3	5.03	1.9	SR10	6/10/2014 10:30	28.85	77.5	5.03	2.6	SR10	6/10/2014 16:30	29.09	90.4	5.85	1.0	SR10	6/10/2014 22:30	28.91	83.5	5.43	2.8
SR10	6/10/2014 4:35	28.73	78.6	5.11	2.7	SR10	6/10/2014 10:35	28.86	80.1	5.20	3.2	SR10	6/10/2014 16:35	29.09	90.6	5.87	0.6	SR10	6/10/2014 22:35	28.90	80.2	5.21	2.4
SR10	6/10/2014 4:40	28.74	78.6	5.11	2.9	SR10	6/10/2014 10:40	28.86	78.6	5.10	1.9	SR10	6/10/2014 16:40	29.09	90.6	5.87	0.6	SR10	6/10/2014 22:40	28.91	78.2	5.08	2.4
SR10	6/10/2014 4:45	28.73	78.2	5.09	2.7	SR10	6/10/2014 10:45	28.85	81.4	5.29	1.5	SR10	6/10/2014 16:45	29.09	90.8	5.88	0.7	SR10	6/10/2014 22:45	28.92	79.4	5.16	4.1
SR10	6/10/2014 4:50	28.73	80.0	5.20	2.3	SR10	6/10/2014 10:50	28.85	82.2	5.33	1.4	SR10	6/10/2014 16:50	29.07	89.8	5.81	0.8	SR10	6/10/2014 22:50	28.93	82.2	5.34	3.7
SR10	6/10/2014 4:55	28.74	80.6	5.24	3.3	SR10	6/10/2014 10:55	28.84	77.2	5.01	1.4	SR10	6/10/2014 16:55	29.06	87.0	5.63	0.6	SR10	6/10/2014 22:55	28.92	80.7	5.24	3.2
SR10	6/10/2014 5:00	28.72	76.2	4.96	2.4	SR10	6/10/2014 11:00	28.85	75.8	4.92	1.3	SR10	6/10/2014 17:00	29.06	90.3	5.84	0.8	SR10	6/10/2014 23:00	28.92	76.0	4.94	2.7
SR10	6/10/2014 5:05	28.74	76.1	4.95	2.7	SR10	6/10/2014 11:05	28.85	79.7	5.18	1.1	SR10	6/10/2014 17:05	29.05	89.6	5.80	0.8	SR10	6/10/2014 23:05	28.92	83.4	5.42	3.8
SR10	6/10/2014 5:10	28.74	75.5	4.91	2.5	SR10	6/10/2014 11:10	28.83	77.0	5.01	1.3	SR10	6/10/2014 17:10	29.05	88.9	5.76	0.8	SR10	6/10/2014 23:10	28.91	82.5	5.36	2.9
SR10	6/10/2014 5:15	28.74	74.7	4.86	2.0	SR10	6/10/2014 11:15	28.85	77.5	5.03	1.4	SR10	6/10/2014 17:15	29.05	79.8	5.17	1.1	SR10	6/10/2014 23:15	28.91	81.6	5.30	3.3
SR10	6/10/2014 5:20	28.72	73.2	4.76	2.3	SR10	6/10/2014 11:20	28.86	77.4	5.03	1.0	SR10	6/10/2014 17:20	29.04	84.7	5.49	1.4	SR10	6/10/2014 23:20	28.91	82.9	5.39	3.3
SR10	6/10/2014 5:25	28.75	72.9	4.74	3.8	SR10	6/10/2014 11:25	28.85	75.4	4.90	1.2	SR10	6/10/2014 17:25	29.04	87.6	5.68	6.3	SR10	6/10/2014 23:25	28.91	78.2	5.08	3.2
SR10	6/10/2014 5:30	28.73	73.7	4.79	3.7	SR10	6/10/2014 11:30	28.87	80.2	5.20	0.8	SR10	6/10/2014 17:30	29.02	90.1	5.84	0.9	SR10	6/10/2014 23:30	28.91	79.0	5.13	3.8
SR10	6/10/2014 5:35	28.77	72.5	4.71	3.4	SR10	6/10/2014 11:35	28.89	83.2	5.40	0.7	SR10	6/10/2014 17:35	29.03	88.3	5.72	0.8	SR10	6/10/2014 23:35	28.89	83.6	5.43	3.1
SR10	6/10/2014 5:40	28.80	76.3	4.96	4.6	SR10	6/10/2014 11:40	28.90	82.7	5.37	1.9	SR10	6/10/2014 17:40	29.01	84.1	5.45	1.5	SR10	6/10/2014 23:40	28.91	75.5	4.91	2.6
SR10	6/10/2014 5:45	28.73	77.9	5.07	3.5	SR10	6/10/2014 11:45	28.90	83.8	5.44	1.0	SR10	6/10/2014 17:45	29.01	83.6	5.42	0.6	SR10	6/10/2014 23:45	28.90	83.9	5.45	3.6
SR10	6/10/2014 5:50	28.73	76.5	4.97	1.7	SR10	6/10/2014 11:50	28.90	83.8	5.44	1.5	SR10	6/10/2014 17:50	29.02	85.1	5.52	2.8	SR10	6/10/2014 23:50	28.90	84.3	5.47	3.9
SR10	6/10/2014 5:55	28.71	73.6	4.79	1.7	SR10	6/10/2014 11:55	28.93	84.9	5.50	0.8	SR10	6/10/2014 17:55	28.98	87.8	5.69	1.0	SR10	6/10/2014 23:55	28.91	81.3	5.28	3.2

Station	Timestamp	Temp (° C)	DO (%)	DO (mg/L)	Tur (NTU)	Station	Timestamp	Temp (° C)	DO (%)	DO (mg/L)	Tur (NTU)	Station	Timestamp	Temp (° C)	DO (%)	DO (mg/L)	Tur (NTU)	Station	Timestamp	Temp (°C)	DO (%)	DO (mg/L)	Tur (NTU)
SR11	6/10/2014 0:00	29.02	72.7	**4.75**	0.2	SR11	6/10/2014 6:00	28.54	83.2	**5.50**	0.7	SR11	6/10/2014 12:00	28.78	73.3	**4.82**	0.1	SR11	6/10/2014 18:00	28.98	82.3	**5.41**	0.1
SR11	6/10/2014 0:05	29.00	71.3	**4.66**	0.1	SR11	6/10/2014 6:05	28.56	82.7	**5.47**	0.9	SR11	6/10/2014 12:05	28.84	73.2	**4.81**	0.4	SR11	6/10/2014 18:05	29.00	75.7	**4.97**	0.7
SR11	6/10/2014 0:10	28.98	71.0	**4.64**	0.2	SR11	6/10/2014 6:10	28.56	82.9	**5.49**	0.8	SR11	6/10/2014 12:10	28.81	73.7	**4.85**	0.4	SR11	6/10/2014 18:10	28.99	74.6	**4.90**	0.7
SR11	6/10/2014 0:15	28.99	72.1	**4.70**	0.1	SR11	6/10/2014 6:15	28.56	82.7	**5.47**	0.7	SR11	6/10/2014 12:15	28.82	73.9	**4.86**	0.5	SR11	6/10/2014 18:15	28.99	74.7	**4.90**	0.4
SR11	6/10/2014 0:20	28.95	74.7	**4.89**	0.7	SR11	6/10/2014 6:20	28.56	83.0	**5.48**	0.8	SR11	6/10/2014 12:20	28.80	74.2	**4.88**	0.1	SR11	6/10/2014 18:20	28.99	74.6	**4.90**	0.4
SR11	6/10/2014 0:25	28.97	72.6	**4.74**	0.7	SR11	6/10/2014 6:25	28.59	82.3	**5.44**	0.8	SR11	6/10/2014 12:25	28.81	74.9	**4.93**	0.1	SR11	6/10/2014 18:25	28.98	76.2	**5.00**	0.3
SR11	6/10/2014 0:30	29.00	71.0	**4.63**	0.9	SR11	6/10/2014 6:30	28.60	82.0	**5.41**	1.1	SR11	6/10/2014 12:30	28.79	74.8	**4.92**	0.4	SR11	6/10/2014 18:30	28.98	77.6	**5.09**	0.7
SR11	6/10/2014 0:35	28.99	75.0	**4.90**	0.1	SR11	6/10/2014 6:35	28.57	82.4	**5.46**	0.9	SR11	6/10/2014 12:35	28.79	75.2	**4.95**	0.4	SR11	6/10/2014 18:35	28.97	75.9	**4.98**	0.2
SR11	6/10/2014 0:40	28.96	73.6	**4.80**	0.1	SR11	6/10/2014 6:40	28.56	82.3	**5.44**	1.0	SR11	6/10/2014 12:40	28.83	74.1	**4.88**	0.2	SR11	6/10/2014 18:40	28.98	76.5	**5.02**	0.2
SR11	6/10/2014 0:45	28.89	77.0	**5.03**	0.1	SR11	6/10/2014 6:45	28.56	82.7	**5.47**	1.0	SR11	6/10/2014 12:45	28.83	73.6	**4.84**	0.2	SR11	6/10/2014 18:45	28.98	76.3	**5.01**	0.3
SR11	6/10/2014 0:50	28.91	75.6	**4.95**	0.3	SR11	6/10/2014 6:50	28.57	82.5	**5.46**	1.1	SR11	6/10/2014 12:50	28.81	73.6	**4.85**	0.1	SR11	6/10/2014 18:50	28.98	76.8	**5.04**	0.4
SR11	6/10/2014 0:55	28.89	74.1	**4.85**	0.1	SR11	6/10/2014 6:55	28.55	82.8	**5.47**	0.9	SR11	6/10/2014 12:55	28.80	75.8	**4.99**	0.4	SR11	6/10/2014 18:55	28.97	78.0	**5.12**	0.4
SR11	6/10/2014 1:00	28.94	71.5	**4.67**	0.4	SR11	6/10/2014 7:00	28.55	83.0	**5.49**	0.9	SR11	6/10/2014 13:00	28.82	74.2	**4.88**	0.1	SR11	6/10/2014 19:00	28.98	76.8	**5.03**	0.3
SR11	6/10/2014 1:05	28.93	73.7	**4.81**	0.5	SR11	6/10/2014 7:05	28.58	82.4	**5.44**	1.0	SR11	6/10/2014 13:05	28.80	74.6	**4.91**	0.4	SR11	6/10/2014 19:05	28.98	75.7	**4.97**	0.3
SR11	6/10/2014 1:10	28.97	75.3	**4.92**	0.2	SR11	6/10/2014 7:10	28.57	82.3	**5.44**	1.0	SR11	6/10/2014 13:10	28.82	75.6	**4.97**	0.2	SR11	6/10/2014 19:10	28.98	76.5	**5.02**	0.6
SR11	6/10/2014 1:15	28.97	75.1	**4.90**	0.3	SR11	6/10/2014 7:15	28.58	82.0	**5.43**	0.9	SR11	6/10/2014 13:15	28.81	74.4	**4.90**	0.4	SR11	6/10/2014 19:15	28.96	76.4	**5.01**	0.4
SR11	6/10/2014 1:20	28.98	75.7	**4.94**	0.4	SR11	6/10/2014 7:20	28.59	81.7	**5.40**	1.2	SR11	6/10/2014 13:20	28.84	74.1	**4.87**	0.2	SR11	6/10/2014 19:20	28.94	76.4	**4.99**	0.2
SR11	6/10/2014 1:25	28.99	74.4	**4.86**	0.5	SR11	6/10/2014 7:25	28.57	82.1	**5.43**	0.8	SR11	6/10/2014 13:25	28.83	74.5	**4.91**	0.2	SR11	6/10/2014 19:25	28.96	76.4	**4.99**	0.5
SR11	6/10/2014 1:30	28.99	73.9	**4.82**	0.4	SR11	6/10/2014 7:30	28.57	81.8	**5.41**	1.6	SR11	6/10/2014 13:30	28.81	75.5	**4.99**	0.1	SR11	6/10/2014 19:30	28.95	75.4	**4.93**	0.4
SR11	6/10/2014 1:35	28.97	77.7	**5.08**	0.3	SR11	6/10/2014 7:35	28.60	82.0	**5.41**	1.0	SR11	6/10/2014 13:35	28.79	76.4	**5.04**	0.1	SR11	6/10/2014 19:35	28.92	72.0	**4.72**	0.3
SR11	6/10/2014 1:40	29.00	72.4	**4.72**	0.9	SR11	6/10/2014 7:40	28.58	81.9	**5.41**	1.0	SR11	6/10/2014 13:40	28.80	77.4	**5.10**	0.1	SR11	6/10/2014 19:40	28.92	73.6	**4.82**	0.3
SR11	6/10/2014 1:45	29.01	72.2	**4.71**	0.8	SR11	6/10/2014 7:45	28.57	82.4	**5.45**	0.8	SR11	6/10/2014 13:45	28.77	77.9	**5.14**	0.1	SR11	6/10/2014 19:45	28.91	73.9	**4.84**	0.4
SR11	6/10/2014 1:50	28.98	75.9	**4.96**	0.2	SR11	6/10/2014 7:50	28.58	80.9	**5.35**	1.0	SR11	6/10/2014 13:50	28.80	79.1	**5.21**	0.2	SR11	6/10/2014 19:50	28.90	73.3	**4.80**	0.3
SR11	6/10/2014 1:55	28.88	75.2	**4.93**	0.5	SR11	6/10/2014 7:55	28.56	82.8	**5.47**	0.8	SR11	6/10/2014 13:55	28.81	79.4	**5.23**	0.4	SR11	6/10/2014 19:55	28.95	71.9	**4.71**	0.4
SR11	6/10/2014 2:00	29.04	74.9	**4.89**	0.8	SR11	6/10/2014 8:00	28.59	82.2	**5.44**	0.8	SR11	6/10/2014 14:00	28.83	79.5	**5.23**	0.3	SR11	6/10/2014 20:00	28.92	69.3	**4.54**	0.3
SR11	6/10/2014 2:05	29.05	73.4	**4.79**	1.4	SR11	6/10/2014 8:05	28.57	83.1	**5.49**	1.5	SR11	6/10/2014 14:05	28.83	79.2	**5.23**	0.4	SR11	6/10/2014 20:05	28.91	70.6	**4.62**	0.2
SR11	6/10/2014 2:10	29.06	74.8	**4.88**	1.2	SR11	6/10/2014 8:10	28.60	82.9	**5.47**	0.5	SR11	6/10/2014 14:10	28.90	81.8	**5.38**	0.2	SR11	6/10/2014 20:10	28.90	71.7	**4.69**	0.3
SR11	6/10/2014 2:15	29.02	72.5	**4.74**	1.3	SR11	6/10/2014 8:15	28.62	82.3	**5.43**	1.8	SR11	6/10/2014 14:15	28.92	84.8	**5.57**	0.3	SR11	6/10/2014 20:15	28.88	72.5	**4.75**	0.1
SR11	6/10/2014 2:20	29.04	72.9	**4.75**	1.8	SR11	6/10/2014 8:20	28.59	83.0	**5.48**	0.6	SR11	6/10/2014 14:20	29.03	87.2	**5.72**	4.4	SR11	6/10/2014 20:20	28.89	71.2	**4.66**	0.3
SR11	6/10/2014 2:25	28.99	70.3	**4.59**	1.3	SR11	6/10/2014 8:25	28.60	81.1	**5.36**	0.6	SR11	6/10/2014 14:25	29.00	85.1	**5.59**	0.3	SR11	6/10/2014 20:25	28.92	71.8	**4.70**	0.3
SR11	6/10/2014 2:30	28.92	73.1	**4.79**	0.6	SR11	6/10/2014 8:30	28.62	82.0	**5.42**	0.6	SR11	6/10/2014 14:30	28.93	82.6	**5.42**	0.1	SR11	6/10/2014 20:30	28.89	74.2	**4.86**	0.2
SR11	6/10/2014 2:35	28.86	70.6	**4.64**	0.8	SR11	6/10/2014 8:35	28.60	77.0	**5.08**	0.8	SR11	6/10/2014 14:35	28.99	85.0	**5.58**	0.3	SR11	6/10/2014 20:35	28.87	73.4	**4.81**	0.1
SR11	6/10/2014 2:40	28.83	72.8	**4.78**	0.7	SR11	6/10/2014 8:40	28.67	79.1	**5.22**	1.0	SR11	6/10/2014 14:40	28.99	84.6	**5.56**	0.3	SR11	6/10/2014 20:40	28.87	73.2	**4.80**	0.6
SR11	6/10/2014 2:45	28.83	70.3	**4.63**	0.8	SR11	6/10/2014 8:45	28.67	79.2	**5.23**	1.5	SR11	6/10/2014 14:45	28.96	83.0	**5.46**	0.2	SR11	6/10/2014 20:45	28.88	71.5	**4.68**	0.2
SR11	6/10/2014 2:50	28.83	69.2	**4.55**	0.7	SR11	6/10/2014 8:50	28.66	77.1	**5.09**	0.5	SR11	6/10/2014 14:50	28.96	83.0	**5.44**	0.2	SR11	6/10/2014 20:50	28.89	70.6	**4.62**	0.3
SR11	6/10/2014 2:55	28.83	68.0	**4.47**	0.5	SR11	6/10/2014 8:55	28.69	77.0	**5.07**	1.1	SR11	6/10/2014 14:55	28.94	81.9	**5.38**	0.4	SR11	6/10/2014 20:55	28.84	74.7	**4.90**	0.1
SR11	6/10/2014 3:00	28.73	76.1	**5.02**	0.1	SR11	6/10/2014 9:00	28.67	80.8	**5.34**	0.8	SR11	6/10/2014 15:00	28.94	81.1	**5.33**	0.4	SR11	6/10/2014 21:00	28.88	71.0	**4.65**	0.3
SR11	6/10/2014 3:05	28.75	77.7	**5.12**	0.2	SR11	6/10/2014 9:05	28.66	82.6	**5.45**	0.4	SR11	6/10/2014 15:05	28.96	80.8	**5.31**	0.1	SR11	6/10/2014 21:05	28.83	73.8	**4.83**	0.2
SR11	6/10/2014 3:10	28.75	80.3	**5.30**	0.4	SR11	6/10/2014 9:10	28.68	82.2	**5.43**	0.5	SR11	6/10/2014 15:10	28.95	79.4	**5.22**	0.1	SR11	6/10/2014 21:10	28.85	73.0	**4.78**	0.4
SR11	6/10/2014 3:15	28.71	80.6	**5.33**	0.1	SR11	6/10/2014 9:15	28.67	81.6	**5.39**	0.5	SR11	6/10/2014 15:15	28.97	79.6	**5.22**	0.2	SR11	6/10/2014 21:15	28.87	74.0	**4.86**	0.4
SR11	6/10/2014 3:20	28.73	81.9	**5.41**	0.4	SR11	6/10/2014 9:20	28.74	78.5	**5.17**	1.0	SR11	6/10/2014 15:20	28.98	80.8	**5.30**	0.2	SR11	6/10/2014 21:20	28.86	73.8	**4.85**	0.4
SR11	6/10/2014 3:25	28.69	81.7	**5.40**	0.5	SR11	6/10/2014 9:25	28.77	76.5	**5.04**	0.6	SR11	6/10/2014 15:25	29.00	85.0	**5.57**	0.4	SR11	6/10/2014 21:25	28.81	73.7	**4.84**	0.3
SR11	6/10/2014 3:30	28.69	80.4	**5.30**	0.4	SR11	6/10/2014 9:30	28.84	66.1	**4.35**	0.6	SR11	6/10/2014 15:30	28.95	79.6	**5.23**	0.2	SR11	6/10/2014 21:30	28.81	73.1	**4.81**	0.2
SR11	6/10/2014 3:35	28.66	82.9	**5.48**	0.4	SR11	6/10/2014 9:35	28.81	72.7	**4.78**	0.5	SR11	6/10/2014 15:35	28.96	77.8	**5.11**	0.4	SR11	6/10/2014 21:35	28.77	75.2	**4.95**	0.4
SR11	6/10/2014 3:40	28.66	82.8	**5.48**	0.4	SR11	6/10/2014 9:40	28.86	67.1	**4.41**	0.6	SR11	6/10/2014 15:40	28.93	78.8	**5.18**	0.2	SR11	6/10/2014 21:40	28.85	72.6	**4.77**	0.3
SR11	6/10/2014 3:45	28.67	80.5	**5.31**	0.9	SR11	6/10/2014 9:45	28.86	67.8	**4.46**	0.5	SR11	6/10/2014 15:45	28.97	81.1	**5.33**	0.3	SR11	6/10/2014 21:45	28.91	72.5	**4.75**	0.7
SR11	6/10/2014 3:50	28.66	83.4	**5.52**	0.4	SR11	6/10/2014 9:50	28.86	67.4	**4.43**	0.5	SR11	6/10/2014 15:50	28.93	80.7	**5.30**	0.3	SR11	6/10/2014 21:50	28.90	72.3	**4.73**	0.6
SR11	6/10/2014 3:55	28.68	82.5	**5.45**	0.5	SR11	6/10/2014 9:55	28.87	63.1	**4.15**	0.6	SR11	6/10/2014 15:55	29.03	83.7	**5.49**	0.6	SR11	6/10/2014 21:55	28.96	76.1	**5.00**	0.5
SR11	6/10/2014 4:00	28.67	83.1	**5.49**	0.4	SR11	6/10/2014 10:00	28.84	67.2	**4.41**	0.4	SR11	6/10/2014 16:00	29.00	82.7	**5.43**	0.3	SR11	6/10/2014 22:00	28.88	73.6	**4.82**	0.7
SR11	6/10/2014 4:05	28.66	83.2	**5.50**	0.5	SR11	6/10/2014 10:05	28.89	61.9	**4.07**	0.8	SR11	6/10/2014 16:05	29.02	84.4	**5.54**	0.3	SR11	6/10/2014 22:05	28.93	74.3	**4.86**	1.2
SR11	6/10/2014 4:10	28.65	83.4	**5.51**	0.4	SR11	6/10/2014 10:10	28.87	63.2	**4.15**	0.4	SR11	6/10/2014 16:10	28.99	82.4	**5.41**	0.2	SR11	6/10/2014 22:10	28.87	73.1	**4.79**	0.8
SR11	6/10/2014 4:15	28.65	83.4	**5.51**	0.4	SR11	6/10/2014 10:15	28.88	64.1	**4.21**	0.6	SR11	6/10/2014 16:15	28.99	81.7	**5.37**	0.1	SR11	6/10/2014 22:15	28.82	70.6	**4.64**	0.7
SR11	6/10/2014 4:20	28.63	83.9	**5.55**	0.3	SR11	6/10/2014 10:20	28.91	64.5	**4.24**	0.6	SR11	6/10/2014 16:20	28.99	82.0	**5.38**	0.1	SR11	6/10/2014 22:20	28.85	71.0	**4.66**	0.7
SR11	6/10/2014 4:25	28.65	82.8	**5.47**	0.5	SR11	6/10/2014 10:25	28.87	65.6	**4.32**	0.3	SR11	6/10/2014 16:25	29.01	83.0	**5.45**	0.3	SR11	6/10/2014 22:25	28.75	75.5	**4.96**	0.4
SR11	6/10/2014 4:30	28.64	83.6	**5.53**	0.4	SR11	6/10/2014 10:30	28.87	66.5	**4.38**	0.4	SR11	6/10/2014 16:30	28.97	81.0	**5.31**	0.2	SR11	6/10/2014 22:30	28.78	74.4	**4.89**	0.2
SR11	6/10/2014 4:35	28.63	83.3	**5.51**	0.5	SR11	6/10/2014 10:35	28.86	72.5	**4.78**	0.6	SR11	6/10/2014 16:35	28.98	75.6	**4.96**	0.8	SR11	6/10/2014 22:35	28.74	76.0	**5.01**	0.5
SR11	6/10/2014 4:40	28.61	83.6	**5.53**	0.5	SR11	6/10/2014 10:40	28.86	73.1	**4.81**	0.4	SR11	6/10/2014 16:40	28.97	79.1	**5.19**	0.2	SR11	6/10/2014 22:40	28.76	75.0	**4.94**	0.1
SR11	6/10/2014 4:45	28.62	83.5	**5.52**	0.4	SR11	6/10/2014 10:45	28.86	73.7	**4.84**	0.4	SR11	6/10/2014 16:45	28.98	74.2	**4.87**	0.5	SR11	6/10/2014 22:45	28.73	74.4	**4.89**	0.2
SR11	6/10/2014 4:50	28.59	83.7	**5.54**	0.4	SR11	6/10/2014 10:50	28.80	73.4	**4.84**	0.3	SR11	6/10/2014 16:50	28.97	79.5	**5.22**	0.6	SR11	6/10/2014 22:50	28.75	73.2	**4.82**	0.5
SR11	6/10/2014 4:55	28.62	83.3	**5.50**	0.5	SR11	6/10/2014 10:55	28.80	71.3	**4.69**	0.4	SR11	6/10/2014 16:55	28.96	76.7	**5.04**	0.5	SR11	6/10/2014 22:55	28.74	72.6	**4.78**	0.3
SR11	6/10/2014 5:00	28.59	83.6	**5.53**	0.4	SR11	6/10/2014 11:00	28.78	73.7	**4.85**	0.1	SR11	6/10/2014 17:00	28.99	73.3	**4.81**	0.7	SR11	6/10/2014 23:00	28.75	72.4	**4.75**	0.3
SR11	6/10/2014 5:05	28.60	83.4	**5.51**	0.5	SR11	6/10/2014 11:05	28.77	73.0	**4.80**	0.2	SR11	6/10/2014 17:05	29.01	75.4	**4.94**	0.8	SR11	6/10/2014 23:05	28.79	70.7	**4.64**	0.6
SR11	6/10/2014 5:10	28.59	83.5	**5.52**	0.5	SR11	6/10/2014 11:10	28.77	72.9	**4.81**	0.2	SR11	6/10/2014 17:10	28.99	72.6	**4.76**	0.5	SR11	6/10/2014 23:10	28.82	67.9	**4.45**	0.9
SR11	6/10/2014 5:15	28.58	83.1	**5.50**	0.5	SR11	6/10/2014 11:15	28.80	73.5	**4.84**	0.3	SR11	6/10/2014 17:15	28.97	74.0	**4.86**	0.7	SR11	6/10/2014 23:15	28.85	69.1	**4.52**	0.7
SR11	6/10/2014 5:20	28.60	83.1	**5.50**	0.5	SR11	6/10/2014 11:20	28.84	71.3	**4.69**	0.5	SR11	6/10/2014 17:20	28.96	72.7	**4.77**	0.8	SR11	6/10/2014 23:20	28.85	68.3	**4.47**	1.1
SR11	6/10/2014 5:25	28.60	82.6	**5.46**	0.4	SR11	6/10/2014 11:25	28.79	74.7	**4.91**	0.6	SR11	6/10/2014 17:25	28.97	76.7	**5.03**	0.6	SR11	6/10/2014 23:25	28.80	69.6	**4.56**	0.3
SR11	6/10/2014 5:30	28.59	83.3	**5.51**	0.4	SR11	6/10/2014 11:30	28.83	73.6	**4.84**	0.3	SR11	6/10/2014 17:30	28.97	76.3	**5.01**	0.6	SR11	6/10/2014 23:30	28.82	69.6	**4.56**	0.3
SR11	6/10/2014 5:35	28.57	83.2	**5.50**	0.5	SR11	6/10/2014 11:35	28.76	75.9	**5.01**	0.4	SR11	6/10/2014 17:35	28.97	75.7	**4.97**	0.5	SR11	6/10/2014 23:35	28.76	71.2	**4.68**	0.3
SR11	6/10/2014 5:40	28.57	83.0	**5.49**	0.6	SR11	6/10/2014 11:40	28.78	75.0	**4.95**	0.1	SR11	6/10/2014 17:40	28.95	77.4	**5.08**	0.4	SR11	6/10/2014 23:40	28.83	68.6	**4.49**	0.7
SR11	6/10/2014 5:45	28.59	82.0	**5.42**	0.6	SR11	6/10/2014 11:45	28.80	73.8	**4.86**	0.1	SR11	6/10/2014 17:45	29.00	77.0	**5.05**	0.6	SR11	6/10/2014 23:45	28.72	72.4	**4.75**	0.2
SR11	6/10/2014 5:50	28.56	82.0	**5.42**	0.6	SR11	6/10/2014 11:50	28.78	74.8	**4.93**	0.3	SR11	6/10/2014 17:50	28.98	73.7	**4.85**	0.4	SR11	6/10/2014 23:50	28.82	69.9	**4.59**	0.7
SR11	6/10/2014 5:55	28.54	83.1	**5.50**	0.6	SR11	6/10/2014 11:55	28.79	74.2	**4.88**	0.4	SR11	6/10/2014 17:55	28.98	73.7	**4.85**	0.6	SR11	6/10/2014 23:55	28.79	69.5	**4.57**	0.5

Station	Timestamp	Temp (° C)	DO (%)	DO (mg/L)	Tur (NTU)	Station	Timestamp	Temp (° C)	DO (%)	DO (mg/L)	Tur (NTU)	Station	Timestamp	Temp (° C)	DO (%)	DO (mg/L)	Tur (NTU)	Station	Timestamp	Temp (°C)	DO (%)	DO (mg/L)	Tur (NTU)
SR12	6/10/2014 0:01	29.14	68.3	4.43	4.6	SR12	6/10/2014 6:01	29.09	60.2	3.90	7.5	SR12	6/10/2014 12:01	29.13	65.4	4.23	8.2	SR12	6/10/2014 18:01	29.07	61.2	3.96	5.3
SR12	6/10/2014 0:06	29.13	68.6	4.45	4.9	SR12	6/10/2014 6:06	29.10	58.8	3.80	7.1	SR12	6/10/2014 12:06	29.13	64.7	4.19	8.3	SR12	6/10/2014 18:06	29.07	60.3	3.90	4.9
SR12	6/10/2014 0:11	29.13	68.7	4.46	4.8	SR12	6/10/2014 6:11	29.10	57.9	3.75	7.4	SR12	6/10/2014 12:11	29.14	65.3	4.22	8.5	SR12	6/10/2014 18:11	29.08	59.6	3.85	5.0
SR12	6/10/2014 0:16	29.13	67.4	4.37	5.3	SR12	6/10/2014 6:16	29.07	58.8	3.81	6.3	SR12	6/10/2014 12:16	29.14	65.0	4.20	8.8	SR12	6/10/2014 18:16	29.07	60.4	3.91	5.0
SR12	6/10/2014 0:21	29.13	67.4	4.37	5.0	SR12	6/10/2014 6:21	29.09	59.9	3.87	6.4	SR12	6/10/2014 12:21	29.14	65.4	4.23	8.7	SR12	6/10/2014 18:21	29.07	59.2	3.83	5.1
SR12	6/10/2014 0:26	29.12	67.6	4.39	5.0	SR12	6/10/2014 6:26	29.09	59.0	3.82	5.8	SR12	6/10/2014 12:26	29.14	66.7	4.31	**10.3**	SR12	6/10/2014 18:26	29.06	59.9	3.88	5.1
SR12	6/10/2014 0:31	29.12	68.1	4.42	4.8	SR12	6/10/2014 6:31	29.07	58.9	3.81	5.7	SR12	6/10/2014 12:31	29.14	66.8	4.32	**10.9**	SR12	6/10/2014 18:31	29.05	60.9	3.94	4.9
SR12	6/10/2014 0:36	29.11	67.9	4.40	6.2	SR12	6/10/2014 6:36	29.08	58.1	3.76	7.4	SR12	6/10/2014 12:36	29.15	66.8	4.32	**11.0**	SR12	6/10/2014 18:36	29.05	61.3	3.97	4.7
SR12	6/10/2014 0:41	29.11	67.9	4.41	4.8	SR12	6/10/2014 6:41	29.08	57.4	3.71	6.2	SR12	6/10/2014 12:41	29.15	66.5	4.30	**10.9**	SR12	6/10/2014 18:41	29.06	59.9	3.88	4.8
SR12	6/10/2014 0:46	29.11	67.2	4.36	4.4	SR12	6/10/2014 6:46	29.08	58.8	3.80	6.8	SR12	6/10/2014 12:46	29.16	66.1	4.28	9.9	SR12	6/10/2014 18:46	29.07	60.0	3.88	4.6
SR12	6/10/2014 0:51	29.12	67.6	4.38	4.8	SR12	6/10/2014 6:51	29.09	59.0	3.82	6.2	SR12	6/10/2014 12:51	29.16	66.1	4.28	9.5	SR12	6/10/2014 18:51	29.07	60.1	3.89	4.8
SR12	6/10/2014 0:56	29.12	66.9	4.34	5.7	SR12	6/10/2014 6:56	29.10	57.6	3.73	7.1	SR12						SR12	6/10/2014 18:56	29.05	61.1	3.95	5.9
SR12	6/10/2014 1:01	29.12	67.7	4.39	5.4	SR12	6/10/2014 7:01	29.10	58.3	3.77	6.5	SR12						SR12	6/10/2014 19:01	29.05	61.2	3.96	4.9
SR12	6/10/2014 1:06	29.13	66.7	4.33	6.3	SR12	6/10/2014 7:06	28.99	62.4	4.04	5.4	SR12						SR12	6/10/2014 19:06	29.06	60.2	3.89	7.2
SR12	6/10/2014 1:11	29.14	65.9	4.27	7.0	SR12	6/10/2014 7:11	29.00	62.4	4.04	5.4	SR12						SR12	6/10/2014 19:11	29.06	60.3	3.90	7.7
SR12	6/10/2014 1:16	29.13	65.1	4.22	5.7	SR12	6/10/2014 7:16	28.99	62.4	4.04	5.7	SR12						SR12	6/10/2014 19:16	29.05	61.9	4.00	5.7
SR12	6/10/2014 1:21	29.08	67.0	4.35	4.4	SR12	6/10/2014 7:21	29.00	61.9	4.01	5.2	SR12						SR12	6/10/2014 19:21	29.05	60.8	3.93	5.8
SR12	6/10/2014 1:26	29.14	64.5	4.18	5.8	SR12	6/10/2014 7:26	29.01	61.0	3.95	4.9	SR12						SR12	6/10/2014 19:26	29.05	61.0	3.94	6.0
SR12	6/10/2014 1:31	29.08	66.4	4.31	4.2	SR12	6/10/2014 7:31	29.00	61.9	4.01	6.0	SR12						SR12	6/10/2014 19:31	29.04	61.7	3.99	5.9
SR12	6/10/2014 1:36	29.11	64.4	4.18	4.7	SR12	6/10/2014 7:36	29.01	60.0	3.88	6.1	SR12	6/10/2014 13:36	29.15	67.7	4.37	7.1	SR12	6/10/2014 19:36	29.05	59.7	3.86	6.5
SR12	6/10/2014 1:41	29.14	63.6	4.12	5.8	SR12	6/10/2014 7:41	29.02	59.9	3.88	5.6	SR12	6/10/2014 13:41	29.14	68.6	4.43	7.8	SR12	6/10/2014 19:41	29.03	60.9	3.94	5.5
SR12	6/10/2014 1:46	29.14	63.4	4.11	6.0	SR12	6/10/2014 7:46	29.05	58.5	3.79	6.7	SR12	6/10/2014 13:46	29.15	67.8	4.38	**14.1**	SR12	6/10/2014 19:46	29.03	61.0	3.95	6.1
SR12	6/10/2014 1:51	29.10	65.2	4.23	4.9	SR12	6/10/2014 7:51	29.06	57.3	3.71	5.6	SR12	6/10/2014 13:51	29.14	67.2	4.34	8.0	SR12	6/10/2014 19:51	29.04	60.8	3.93	5.5
SR12	6/10/2014 1:56	29.14	64.7	4.20	6.7	SR12	6/10/2014 7:56	29.08	56.1	3.63	5.2	SR12	6/10/2014 13:56	29.15	67.2	4.34	6.9	SR12	6/10/2014 19:56	29.02	61.3	3.97	6.6
SR12	6/10/2014 2:01	29.14	63.6	4.12	6.0	SR12	6/10/2014 8:01	29.09	56.8	3.68	6.0	SR12	6/10/2014 14:01	29.14	67.9	4.39	5.4	SR12	6/10/2014 20:01	29.02	60.7	3.92	5.6
SR12	6/10/2014 2:06	29.15	64.5	4.18	7.2	SR12	6/10/2014 8:06	29.10	56.8	3.67	7.0	SR12	6/10/2014 14:06	29.14	68.1	4.40	4.9	SR12	6/10/2014 20:06	29.02	60.2	3.89	5.5
SR12	6/10/2014 2:11	29.15	64.1	4.15	6.4	SR12	6/10/2014 8:11	29.11	57.1	3.69	8.1	SR12	6/10/2014 14:11	29.15	68.9	4.45	5.6	SR12	6/10/2014 20:11	29.02	59.7	3.86	4.8
SR12	6/10/2014 2:16	29.14	62.8	4.07	6.2	SR12	6/10/2014 8:16	29.11	57.5	3.72	8.0	SR12	6/10/2014 14:16	29.19	69.2	4.47	4.7	SR12	6/10/2014 20:16	29.03	59.4	3.84	4.7
SR12	6/10/2014 2:21	29.14	63.3	4.10	4.6	SR12	6/10/2014 8:21	29.08	57.0	3.69	5.9	SR12	6/10/2014 14:21	29.16	69.6	4.50	5.9	SR12	6/10/2014 20:21	29.03	59.5	3.85	4.8
SR12	6/10/2014 2:26	29.14	63.3	4.10	5.8	SR12	6/10/2014 8:26	29.10	57.5	3.72	5.5	SR12	6/10/2014 14:26	29.16	68.7	4.44	5.5	SR12	6/10/2014 20:26	29.03	60.0	3.88	5.0
SR12	6/10/2014 2:31	29.14	64.8	4.20	5.0	SR12	6/10/2014 8:31	29.10	58.3	3.77	5.7	SR12	6/10/2014 14:31	29.17	70.1	4.53	4.0	SR12	6/10/2014 20:31	29.05	59.4	3.84	5.1
SR12	6/10/2014 2:36	29.14	64.8	4.20	5.1	SR12	6/10/2014 8:36	29.09	59.4	3.84	6.2	SR12	6/10/2014 14:36	29.17	69.8	4.51	4.9	SR12	6/10/2014 20:36	29.03	58.7	3.79	4.4
SR12	6/10/2014 2:41	29.12	64.5	4.18	5.0	SR12	6/10/2014 8:41	29.10	58.4	3.78	6.4	SR12	6/10/2014 14:41	29.17	69.6	4.50	7.0	SR12	6/10/2014 20:41	29.04	57.9	3.74	4.3
SR12	6/10/2014 2:46	29.13	63.5	4.11	5.4	SR12	6/10/2014 8:46	29.07	61.6	3.98	4.5	SR12	6/10/2014 14:46	29.15	69.8	4.51	3.9	SR12	6/10/2014 20:46	29.05	58.1	3.76	4.0
SR12	6/10/2014 2:51	29.12	62.7	4.06	5.9	SR12	6/10/2014 8:51	29.04	62.7	4.06	4.4	SR12	6/10/2014 14:51	29.17	68.7	4.44	4.5	SR12	6/10/2014 20:51	29.06	58.5	3.78	5.0
SR12	6/10/2014 2:56	29.11	62.9	4.08	4.9	SR12	6/10/2014 8:56	29.03	64.0	4.14	4.3	SR12	6/10/2014 14:56	29.17	68.6	4.44	4.4	SR12	6/10/2014 20:56	29.06	58.2	3.76	4.7
SR12	6/10/2014 3:01	29.11	62.4	4.04	4.7	SR12	6/10/2014 9:01	29.06	63.1	4.08	4.2	SR12	6/10/2014 15:01	29.15	68.8	4.44	4.1	SR12	6/10/2014 21:01	29.06	57.3	3.70	4.8
SR12	6/10/2014 3:06	29.10	63.4	4.11	4.8	SR12	6/10/2014 9:06	29.06	63.1	4.09	4.5	SR12	6/10/2014 15:06	29.15	67.8	4.38	3.8	SR12	6/10/2014 21:06	29.05	58.0	3.75	4.8
SR12	6/10/2014 3:11	29.10	62.2	4.03	4.3	SR12	6/10/2014 9:11	29.07	63.4	4.10	4.3	SR12	6/10/2014 15:11	29.15	67.7	4.37	3.8	SR12	6/10/2014 21:11	29.06	57.8	3.73	5.3
SR12	6/10/2014 3:16	29.11	60.9	3.94	4.3	SR12	6/10/2014 9:16	29.09	61.4	3.97	4.8	SR12	6/10/2014 15:16	29.15	67.6	4.37	4.0	SR12	6/10/2014 21:16	29.06	57.8	3.73	4.6
SR12	6/10/2014 3:21	29.11	60.4	3.91	4.8	SR12	6/10/2014 9:21	29.10	60.3	3.90	5.0	SR12	6/10/2014 15:21	29.15	66.4	4.29	5.7	SR12	6/10/2014 21:21	29.03	59.1	3.82	4.7
SR12	6/10/2014 3:26	29.11	59.9	3.88	4.5	SR12	6/10/2014 9:26	29.08	62.2	4.02	4.7	SR12	6/10/2014 15:26	29.14	66.9	4.33	3.9	SR12	6/10/2014 21:26	29.05	58.5	3.78	5.4
SR12	6/10/2014 3:31	29.12	60.3	3.90	5.9	SR12	6/10/2014 9:31	29.09	63.7	4.12	4.3	SR12	6/10/2014 15:31	29.16	66.6	4.30	4.3	SR12	6/10/2014 21:31	29.06	59.1	3.82	6.3
SR12	6/10/2014 3:36	29.12	60.6	3.92	5.9	SR12	6/10/2014 9:36	29.11	62.4	4.04	4.8	SR12	6/10/2014 15:36	29.16	66.5	4.29	3.9	SR12	6/10/2014 21:36	29.05	59.7	3.86	6.8
SR12	6/10/2014 3:41	29.13	59.7	3.86	7.2	SR12	6/10/2014 9:41	29.10	61.5	3.98	6.7	SR12	6/10/2014 15:41	29.15	66.2	4.27	3.9	SR12	6/10/2014 21:41	29.05	59.9	3.87	7.0
SR12	6/10/2014 3:46	29.12	59.2	3.83	6.0	SR12	6/10/2014 9:46	29.10	62.9	4.07	6.4	SR12	6/10/2014 15:46	29.16	64.7	4.18	4.0	SR12	6/10/2014 21:46	29.04	60.4	3.90	7.3
SR12	6/10/2014 3:51	29.11	60.1	3.89	6.0	SR12	6/10/2014 9:51	29.10	63.8	4.13	6.2	SR12	6/10/2014 15:51	29.17	63.9	4.13	5.1	SR12	6/10/2014 21:51	29.03	61.6	3.98	6.2
SR12	6/10/2014 3:56	29.11	60.7	3.93	7.3	SR12	6/10/2014 9:56	29.10	63.5	4.11	5.3	SR12	6/10/2014 15:56	29.16	64.5	4.17	4.3	SR12	6/10/2014 21:56	29.04	60.4	3.90	7.1
SR12	6/10/2014 4:01	29.11	59.5	3.85	6.2	SR12	6/10/2014 10:01	29.11	63.4	4.10	5.5	SR12	6/10/2014 16:01	29.15	64.3	4.15	4.3	SR12	6/10/2014 22:01	29.04	60.4	3.90	6.5
SR12	6/10/2014 4:06	29.11	60.2	3.89	7.7	SR12	6/10/2014 10:06	29.11	63.2	4.09	6.0	SR12	6/10/2014 16:06	29.15	63.5	4.11	4.1	SR12	6/10/2014 22:06	29.03	59.9	3.87	6.0
SR12	6/10/2014 4:11	29.11	59.6	3.86	7.2	SR12	6/10/2014 10:11	29.11	63.6	4.12	7.2	SR12	6/10/2014 16:11	29.17	62.9	4.07	4.2	SR12	6/10/2014 22:11	29.02	60.6	3.91	5.9
SR12	6/10/2014 4:16	29.11	60.8	3.93	**12.0**	SR12	6/10/2014 10:16	29.11	63.1	4.08	**10.6**	SR12	6/10/2014 16:16	29.16	62.8	4.06	4.4	SR12	6/10/2014 22:16	29.01	60.6	3.92	5.6
SR12	6/10/2014 4:21	29.11	60.3	3.90	9.6	SR12	6/10/2014 10:21	29.12	62.7	4.06	6.9	SR12	6/10/2014 16:21	29.16	62.3	4.03	4.9	SR12	6/10/2014 22:21	29.01	62.7	4.06	5.2
SR12	6/10/2014 4:26	29.12	59.4	3.84	**11.2**	SR12	6/10/2014 10:26	29.12	63.2	4.09	7.2	SR12	6/10/2014 16:26	29.16	61.9	4.00	4.9	SR12	6/10/2014 22:26	29.01	63.3	4.10	4.8
SR12	6/10/2014 4:31	29.11	60.3	3.90	**10.5**	SR12	6/10/2014 10:31	29.12	63.4	4.10	6.8	SR12	6/10/2014 16:31	29.15	61.7	3.99	5.7	SR12	6/10/2014 22:31	29.02	63.6	4.12	5.0
SR12	6/10/2014 4:36	29.12	58.6	3.79	9.2	SR12	6/10/2014 10:36	29.12	63.3	4.10	6.9	SR12	6/10/2014 16:36	29.15	61.5	3.97	4.5	SR12	6/10/2014 22:36	29.03	63.3	4.10	5.4
SR12	6/10/2014 4:41	29.12	58.7	3.79	**11.4**	SR12	6/10/2014 10:41	29.12	62.9	4.07	7.2	SR12	6/10/2014 16:41	29.13	61.3	3.97	6.0	SR12	6/10/2014 22:41	29.03	62.5	4.05	5.2
SR12	6/10/2014 4:46	29.10	60.7	3.93	**11.2**	SR12	6/10/2014 10:46	29.11	63.9	4.14	7.9	SR12	6/10/2014 16:46	29.13	61.1	3.95	8.1	SR12	6/10/2014 22:46	29.03	62.8	4.07	5.3
SR12	6/10/2014 4:51	29.10	61.2	3.96	**10.9**	SR12	6/10/2014 10:51	29.12	63.3	4.10	7.3	SR12	6/10/2014 16:51	29.12	60.8	3.93	5.3	SR12	6/10/2014 22:51	29.03	63.2	4.09	6.1
SR12	6/10/2014 4:56	29.11	60.6	3.92	**12.6**	SR12	6/10/2014 10:56	29.13	63.0	4.08	7.6	SR12	6/10/2014 16:56	29.12	60.2	3.90	4.9	SR12	6/10/2014 22:56	29.03	62.4	4.04	6.3
SR12	6/10/2014 5:01	29.10	60.3	3.90	**10.6**	SR12	6/10/2014 11:01	29.13	62.7	4.06	7.0	SR12	6/10/2014 17:01	29.12	60.2	3.89	6.7	SR12	6/10/2014 23:01	29.04	63.7	4.12	6.9
SR12	6/10/2014 5:06	29.10	60.4	3.90	**10.8**	SR12	6/10/2014 11:06	29.13	63.1	4.09	7.0	SR12	6/10/2014 17:06	29.11	60.6	3.92	6.9	SR12	6/10/2014 23:06	29.03	63.0	4.08	6.8
SR12	6/10/2014 5:11	29.09	60.4	3.90	9.5	SR12	6/10/2014 11:11	29.13	63.3	4.10	6.8	SR12	6/10/2014 17:11	29.10	61.2	3.96	6.1	SR12	6/10/2014 23:11	29.03	63.9	4.13	6.4
SR12	6/10/2014 5:16	29.09	59.4	3.84	**10.9**	SR12	6/10/2014 11:16	29.14	63.1	4.08	7.5	SR12	6/10/2014 17:16	29.10	60.5	3.91	5.8	SR12	6/10/2014 23:16	29.03	63.5	4.11	7.8
SR12	6/10/2014 5:21	29.02	60.4	3.91	7.4	SR12	6/10/2014 11:21	29.13	63.1	4.08	6.9	SR12	6/10/2014 17:21	29.10	60.9	3.94	6.3	SR12	6/10/2014 23:21	29.03	63.9	4.13	6.3
SR12	6/10/2014 5:26	29.03	59.8	3.88	6.5	SR12	6/10/2014 11:26	29.14	62.8	4.07	6.9	SR12	6/10/2014 17:26	29.10	59.9	3.87	6.3	SR12	6/10/2014 23:26	29.03	64.2	4.15	7.1
SR12	6/10/2014 5:31	29.04	59.9	3.88	7.2	SR12	6/10/2014 11:31	29.13	63.1	4.08	8.2	SR12	6/10/2014 17:31	29.10	60.0	3.88	6.0	SR12	6/10/2014 23:31	29.03	63.9	4.13	7.0
SR12	6/10/2014 5:36	29.09	60.3	3.90	8.6	SR12	6/10/2014 11:36	29.14	62.9	4.07	7.8	SR12	6/10/2014 17:36	29.09	61.1	3.95	5.6	SR12	6/10/2014 23:36	29.03	63.5	4.11	7.6
SR12	6/10/2014 5:41	29.10	60.8	3.93	9.7	SR12	6/10/2014 11:41	29.14	63.0	4.08	7.9	SR12	6/10/2014 17:41	29.08	61.5	3.98	5.2	SR12	6/10/2014 23:41	29.03	63.6	4.11	7.6
SR12	6/10/2014 5:46	29.10	60.0	3.88	8.6	SR12	6/10/2014 11:46	29.13	64.2	4.15	9.1	SR12	6/10/2014 17:46	29.07	60.8	3.94	5.4	SR12	6/10/2014 23:46	29.03	63.0	4.08	7.0
SR12	6/10/2014 5:51	29.10	60.0	3.88	8.3	SR12	6/10/2014 11:51	29.12	65.4	4.23	9.7	SR12	6/10/2014 17:51	29.08	60.5	3.91	5.8	SR12	6/10/2014 23:51	29.03	64.5	4.18	7.9
SR12	6/10/2014 5:56	29.07	59.7	3.86	7.5	SR12	6/10/2014 11:56	29.12	65.4	4.23	9.0	SR12	6/10/2014 17:56	29.07	61.1	3.95	5.4	SR12	6/10/2014 23:56	29.02	64.0	4.14	7.0

Station	Timestamp	Temp (° C)	DO (%)	DO (mg/L)	Tur (NTU)	Station	Timestamp	Temp (° C)	DO (%)	DO (mg/L)	Tur (NTU)	Station	Timestamp	Temp (° C)	DO (%)	DO (mg/L)	Tur (NTU)	Station	Timestamp	Temp (°C)	DO (%)	DO (mg/L)	Tur (NTU)
SR13	6/10/2014 0:00	29.14	58.4	**3.79**	3.8	SR13	6/10/2014 6:00	29.06	59.9	**3.90**	3.9	SR13	6/10/2014 12:00	29.04	62.0	**4.03**	3.0	SR13	6/10/2014 18:00	29.08	61.5	**4.00**	3.7
SR13	6/10/2014 0:05	29.14	58.7	**3.81**	3.4	SR13	6/10/2014 6:05	29.06	59.7	**3.88**	4.2	SR13	6/10/2014 12:05	29.03	61.0	**3.97**	2.4	SR13	6/10/2014 18:05	29.08	61.1	**3.98**	3.5
SR13	6/10/2014 0:10	29.14	58.3	**3.78**	4.0	SR13	6/10/2014 6:10	29.06	59.5	**3.87**	3.9	SR13	6/10/2014 12:10	29.07	61.4	**3.99**	2.3	SR13	6/10/2014 18:10	29.09	60.7	**3.95**	4.2
SR13	6/10/2014 0:15	29.14	58.1	**3.77**	3.7	SR13	6/10/2014 6:15	29.06	59.1	**3.85**	3.6	SR13	6/10/2014 12:15	29.05	61.7	**4.02**	2.0	SR13	6/10/2014 18:15	29.09	60.2	**3.92**	3.4
SR13	6/10/2014 0:20	29.14	58.1	**3.77**	3.0	SR13	6/10/2014 6:20	29.06	59.4	**3.87**	3.9	SR13	6/10/2014 12:20	29.10	62.5	**4.06**	1.8	SR13	6/10/2014 18:20	29.09	60.1	**3.91**	3.9
SR13	6/10/2014 0:25	29.14	58.0	**3.76**	3.2	SR13	6/10/2014 6:25	29.06	59.7	**3.88**	4.2	SR13	6/10/2014 12:25	29.10	62.7	**4.07**	1.4	SR13	6/10/2014 18:25	29.10	60.5	**3.94**	6.1
SR13	6/10/2014 0:30	29.14	57.8	**3.75**	3.4	SR13	6/10/2014 6:30	29.06	60.0	**3.91**	3.7	SR13	6/10/2014 12:30	29.10	62.4	**4.05**	2.2	SR13	6/10/2014 18:30	29.11	59.6	**3.88**	6.6
SR13	6/10/2014 0:35	29.14	58.8	**3.82**	3.8	SR13	6/10/2014 6:35	29.05	60.3	**3.92**	3.8	SR13	6/10/2014 12:35	29.09	61.9	**4.02**	1.5	SR13	6/10/2014 18:35	29.10	60.1	**3.91**	5.0
SR13	6/10/2014 0:40	29.12	60.7	**3.94**	5.6	SR13	6/10/2014 6:40	29.06	60.2	**3.92**	4.1	SR13	6/10/2014 12:40	29.09	60.8	**3.95**	1.4	SR13	6/10/2014 18:40	29.11	60.1	**3.91**	6.6
SR13	6/10/2014 0:45	29.13	60.0	**3.90**	5.2	SR13	6/10/2014 6:45	29.06	58.7	**3.82**	3.8	SR13	6/10/2014 12:45	29.08	60.5	**3.93**	1.4	SR13	6/10/2014 18:45	29.11	60.0	**3.90**	7.5
SR13	6/10/2014 0:50	29.13	59.3	**3.85**	4.7	SR13	6/10/2014 6:50	29.05	59.7	**3.89**	3.5	SR13	6/10/2014 12:50	29.09	61.0	**3.96**	1.2	SR13	6/10/2014 18:50	29.11	59.5	**3.86**	8.3
SR13	6/10/2014 0:55	29.13	59.2	**3.84**	4.7	SR13	6/10/2014 6:55	29.05	60.0	**3.90**	3.8	SR13	6/10/2014 12:55	29.14	61.6	**4.00**	1.4	SR13	6/10/2014 18:55	29.11	59.2	**3.85**	7.3
SR13	6/10/2014 1:00	29.13	59.0	**3.83**	4.1	SR13	6/10/2014 7:00	29.06	58.8	**3.82**	3.8	SR13	6/10/2014 13:00	29.16	61.8	**4.01**	1.2	SR13	6/10/2014 19:00	29.10	59.2	**3.85**	6.8
SR13	6/10/2014 1:05	29.13	59.0	**3.83**	4.6	SR13	6/10/2014 7:05	29.06	60.9	**3.96**	4.3	SR13	6/10/2014 13:05	29.13	62.2	**4.04**	1.5	SR13	6/10/2014 19:05	29.10	59.7	**3.88**	5.8
SR13	6/10/2014 1:10	29.13	59.5	**3.86**	5.5	SR13	6/10/2014 7:10	29.05	61.4	**4.00**	3.6	SR13	6/10/2014 13:10	29.05	59.4	**3.86**	1.4	SR13	6/10/2014 19:10	29.10	59.4	**3.87**	6.0
SR13	6/10/2014 1:15	29.12	59.4	**3.86**	5.7	SR13	6/10/2014 7:15	29.04	61.5	**4.00**	3.7	SR13	6/10/2014 13:15	29.04	58.4	**3.80**	1.3	SR13	6/10/2014 19:15	29.06	60.4	**3.93**	5.7
SR13	6/10/2014 1:20	29.13	58.9	**3.82**	6.0	SR13	6/10/2014 7:20	29.04	61.0	**3.97**	5.7	SR13	6/10/2014 13:20	29.07	59.2	**3.85**	1.0	SR13	6/10/2014 19:20	29.07	60.2	**3.91**	5.5
SR13	6/10/2014 1:25	29.12	58.9	**3.82**	4.4	SR13	6/10/2014 7:25	29.04	60.7	**3.95**	5.6	SR13	6/10/2014 13:25	29.08	59.2	**3.85**	1.1	SR13	6/10/2014 19:25	29.06	60.7	**3.95**	5.9
SR13	6/10/2014 1:30	29.13	59.4	**3.86**	6.0	SR13	6/10/2014 7:30	29.05	60.6	**3.94**	6.0	SR13	6/10/2014 13:30	29.10	59.8	**3.88**	1.2	SR13	6/10/2014 19:30	29.06	59.7	**3.88**	4.7
SR13	6/10/2014 1:35	29.08	62.0	**4.03**	6.7	SR13	6/10/2014 7:35	29.04	60.7	**3.95**	4.0	SR13	6/10/2014 13:35	29.13	62.2	**4.04**	2.0	SR13	6/10/2014 19:35	29.05	61.0	**3.97**	6.4
SR13	6/10/2014 1:40	29.09	61.7	**4.01**	5.6	SR13	6/10/2014 7:40	29.03	60.9	**3.96**	4.4	SR13	6/10/2014 13:40	29.18	62.9	**4.09**	2.3	SR13	6/10/2014 19:40	29.05	60.4	**3.93**	6.1
SR13	6/10/2014 1:45	29.08	61.8	**4.02**	6.3	SR13	6/10/2014 7:45	29.04	60.5	**3.93**	4.7	SR13	6/10/2014 13:45	29.16	61.8	**4.02**	1.9	SR13	6/10/2014 19:45	29.05	59.6	**3.88**	4.4
SR13	6/10/2014 1:50	29.08	60.1	**3.91**	5.4	SR13	6/10/2014 7:50	29.04	60.2	**3.91**	5.6	SR13	6/10/2014 13:50	29.15	61.4	**3.99**	1.7	SR13	6/10/2014 19:50	29.04	59.4	**3.87**	4.1
SR13	6/10/2014 1:55	29.10	60.3	**3.92**	6.1	SR13	6/10/2014 7:55	29.04	60.2	**3.92**	6.7	SR13	6/10/2014 13:55	29.16	63.2	**4.10**	2.3	SR13	6/10/2014 19:55	29.06	60.2	**3.91**	5.2
SR13	6/10/2014 2:00	29.10	60.1	**3.90**	5.1	SR13	6/10/2014 8:00	29.02	60.5	**3.93**	4.7	SR13	6/10/2014 14:00	29.16	63.4	**4.12**	2.2	SR13	6/10/2014 20:00	29.06	59.6	**3.88**	4.7
SR13	6/10/2014 2:05	29.09	59.9	**3.89**	4.6	SR13	6/10/2014 8:05	29.04	59.9	**3.89**	8.0	SR13	6/10/2014 14:05	29.18	63.6	**4.13**	2.1	SR13	6/10/2014 20:05	29.06	60.1	**3.91**	5.1
SR13	6/10/2014 2:10	29.10	60.2	**3.91**	5.9	SR13	6/10/2014 8:10	29.03	60.3	**3.92**	**15.8**	SR13	6/10/2014 14:10	29.17	62.5	**4.06**	1.6	SR13	6/10/2014 20:10	29.05	60.4	**3.92**	6.0
SR13	6/10/2014 2:15	29.10	59.9	**3.89**	6.0	SR13	6/10/2014 8:15	29.02	60.4	**3.93**	**16.9**	SR13	6/10/2014 14:15	29.17	62.6	**4.07**	1.6	SR13	6/10/2014 20:15	29.05	60.1	**3.90**	5.0
SR13	6/10/2014 2:20	29.10	60.0	**3.90**	7.5	SR13	6/10/2014 8:20	29.03	60.4	**3.93**	**18.8**	SR13	6/10/2014 14:20	29.15	61.8	**4.02**	1.6	SR13	6/10/2014 20:20	29.07	58.8	**3.82**	4.1
SR13	6/10/2014 2:25	29.08	59.8	**3.89**	4.2	SR13	6/10/2014 8:25	29.02	60.0	**3.90**	**17.4**	SR13	6/10/2014 14:25	29.16	62.7	**4.08**	2.0	SR13	6/10/2014 20:25	29.05	59.4	**3.86**	4.8
SR13	6/10/2014 2:30	29.06	60.2	**3.92**	3.1	SR13	6/10/2014 8:30	29.02	59.9	**3.89**	**17.7**	SR13	6/10/2014 14:30	29.17	62.1	**4.03**	1.7	SR13	6/10/2014 20:30	29.07	58.7	**3.82**	4.3
SR13	6/10/2014 2:35	29.05	60.0	**3.90**	3.2	SR13	6/10/2014 8:35	29.02	59.9	**3.89**	**16.5**	SR13	6/10/2014 14:35	29.17	62.7	**4.08**	1.4	SR13	6/10/2014 20:35	29.06	59.3	**3.85**	4.4
SR13	6/10/2014 2:40	29.07	59.2	**3.85**	3.2	SR13	6/10/2014 8:40	29.02	59.4	**3.86**	9.5	SR13	6/10/2014 14:40	29.18	63.0	**4.09**	1.9	SR13	6/10/2014 20:40	29.05	59.7	**3.88**	4.5
SR13	6/10/2014 2:45	29.07	59.2	**3.85**	3.4	SR13	6/10/2014 8:45	29.02	59.7	**3.88**	11.9	SR13	6/10/2014 14:45	29.17	62.1	**4.04**	1.9	SR13	6/10/2014 20:45	29.04	59.7	**3.88**	4.3
SR13	6/10/2014 2:50	29.06	59.3	**3.86**	2.8	SR13	6/10/2014 8:50	29.02	60.0	**3.90**	**13.8**	SR13	6/10/2014 14:50	29.15	62.9	**4.09**	1.5	SR13	6/10/2014 20:50	29.04	60.9	**3.96**	4.9
SR13	6/10/2014 2:55	29.07	58.6	**3.81**	3.1	SR13	6/10/2014 8:55	29.02	59.8	**3.89**	13.0	SR13	6/10/2014 14:55	29.14	64.3	**4.18**	2.7	SR13	6/10/2014 20:55	29.04	60.2	**3.91**	4.4
SR13	6/10/2014 3:00	29.05	62.4	**4.06**	6.6	SR13	6/10/2014 9:00	29.02	59.8	**3.89**	10.6	SR13	6/10/2014 15:00	29.15	63.8	**4.15**	2.6	SR13	6/10/2014 21:00	29.04	61.2	**3.98**	4.8
SR13	6/10/2014 3:05	29.06	62.6	**4.08**	7.5	SR13	6/10/2014 9:05	29.02	59.6	**3.88**	11.4	SR13	6/10/2014 15:05	29.17	63.3	**4.11**	3.2	SR13	6/10/2014 21:05	29.03	62.6	**4.07**	6.3
SR13	6/10/2014 3:10	29.06	61.8	**4.02**	6.1	SR13	6/10/2014 9:10	29.03	59.3	**3.86**	11.4	SR13	6/10/2014 15:10	29.17	63.2	**4.11**	1.5	SR13	6/10/2014 21:10	29.03	62.0	**4.03**	5.8
SR13	6/10/2014 3:15	29.04	62.3	**4.06**	4.6	SR13	6/10/2014 9:15	29.02	59.5	**3.87**	11.1	SR13	6/10/2014 15:15	29.17	63.0	**4.09**	1.7	SR13	6/10/2014 21:15	29.04	61.7	**4.01**	5.8
SR13	6/10/2014 3:20	29.03	63.3	**4.13**	5.1	SR13	6/10/2014 9:20	29.03	59.5	**3.87**	10.7	SR13	6/10/2014 15:20	29.17	62.5	**4.06**	1.4	SR13	6/10/2014 21:20	29.03	61.8	**4.01**	6.3
SR13	6/10/2014 3:25	29.01	63.8	**4.16**	4.0	SR13	6/10/2014 9:25	29.03	59.8	**3.89**	12.6	SR13	6/10/2014 15:25	29.17	63.0	**4.10**	1.9	SR13	6/10/2014 21:25	29.02	62.5	**4.06**	6.5
SR13	6/10/2014 3:30	29.03	62.8	**4.10**	3.5	SR13	6/10/2014 9:30	29.02	59.4	**3.86**	11.9	SR13	6/10/2014 15:30	29.16	62.5	**4.06**	1.7	SR13	6/10/2014 21:30	29.02	62.5	**4.06**	6.6
SR13	6/10/2014 3:35	29.03	62.8	**4.09**	3.7	SR13	6/10/2014 9:35	29.02	59.5	**3.87**	10.0	SR13	6/10/2014 15:35	29.16	63.1	**4.10**	1.9	SR13	6/10/2014 21:35	29.03	61.9	**4.02**	7.0
SR13	6/10/2014 3:40	29.02	63.0	**4.11**	4.0	SR13	6/10/2014 9:40	29.04	59.9	**3.89**	8.5	SR13	6/10/2014 15:40	29.17	62.8	**4.08**	1.8	SR13	6/10/2014 21:40	29.02	62.7	**4.07**	8.1
SR13	6/10/2014 3:45	29.03	62.6	**4.08**	3.6	SR13	6/10/2014 9:45	29.04	60.1	**3.91**	7.3	SR13						SR13	6/10/2014 21:45	29.02	62.2	**4.04**	5.7
SR13	6/10/2014 3:50	29.01	62.5	**4.08**	2.8	SR13	6/10/2014 9:50	29.05	61.2	**3.98**	6.6	SR13						SR13	6/10/2014 21:50	29.02	61.0	**3.96**	4.6
SR13	6/10/2014 3:55	29.03	62.4	**4.07**	3.3	SR13	6/10/2014 9:55	29.08	62.0	**4.03**	4.1	SR13						SR13	6/10/2014 21:55	28.99	63.3	**4.11**	5.4
SR13	6/10/2014 4:00	29.02	62.2	**4.05**	3.2	SR13	6/10/2014 10:00	29.09	62.2	**4.04**	3.6	SR13						SR13	6/10/2014 22:00	28.99	62.1	**4.04**	4.1
SR13	6/10/2014 4:05	29.02	63.3	**4.13**	3.5	SR13	6/10/2014 10:05	29.11	63.1	**4.10**	3.0	SR13						SR13	6/10/2014 22:05	29.01	60.7	**3.95**	3.8
SR13	6/10/2014 4:10	29.03	62.4	**4.07**	3.7	SR13	6/10/2014 10:10	29.12	63.0	**4.09**	2.8	SR13						SR13	6/10/2014 22:10	28.98	61.9	**4.03**	4.2
SR13	6/10/2014 4:15	29.03	61.9	**4.03**	3.1	SR13	6/10/2014 10:15	29.12	63.4	**4.12**	2.4	SR13	6/10/2014 16:15	29.16	63.4	**4.12**	4.4	SR13	6/10/2014 22:15	28.99	62.4	**4.06**	4.2
SR13	6/10/2014 4:20	29.01	62.8	**4.10**	3.2	SR13	6/10/2014 10:20	29.12	62.9	**4.08**	2.3	SR13	6/10/2014 16:20	29.16	62.9	**4.09**	3.3	SR13	6/10/2014 22:20	28.99	62.1	**4.04**	4.3
SR13	6/10/2014 4:25	29.03	62.1	**4.05**	3.3	SR13	6/10/2014 10:25	29.07	62.7	**4.08**	3.6	SR13	6/10/2014 16:25	29.16	62.8	**4.08**	4.7	SR13	6/10/2014 22:25	29.00	61.0	**3.97**	3.8
SR13	6/10/2014 4:30	29.02	62.3	**4.06**	3.3	SR13	6/10/2014 10:30	29.07	62.5	**4.06**	3.3	SR13	6/10/2014 16:30	29.16	61.9	**4.02**	3.3	SR13	6/10/2014 22:30	29.00	61.5	**4.00**	4.0
SR13	6/10/2014 4:35	29.04	61.3	**4.00**	3.7	SR13	6/10/2014 10:35	29.08	62.3	**4.05**	2.5	SR13	6/10/2014 16:35	29.16	62.4	**4.06**	3.1	SR13	6/10/2014 22:35	29.00	61.5	**4.00**	3.7
SR13	6/10/2014 4:40	29.02	62.4	**4.07**	3.2	SR13	6/10/2014 10:40	29.07	62.1	**4.04**	3.0	SR13	6/10/2014 16:40	29.16	62.4	**4.05**	2.4	SR13	6/10/2014 22:40	29.00	61.0	**3.96**	3.5
SR13	6/10/2014 4:45	29.04	60.5	**3.94**	3.3	SR13	6/10/2014 10:45	29.08	62.9	**4.09**	2.1	SR13	6/10/2014 16:45	29.16	62.5	**4.06**	3.1	SR13	6/10/2014 22:45	29.00	61.1	**3.97**	3.1
SR13	6/10/2014 4:50	29.03	61.6	**4.01**	2.7	SR13	6/10/2014 10:50	29.06	62.0	**4.03**	2.4	SR13	6/10/2014 16:50	29.16	62.6	**4.07**	3.1	SR13	6/10/2014 22:50	28.99	61.6	**4.00**	3.8
SR13	6/10/2014 4:55	29.06	60.9	**3.97**	3.7	SR13	6/10/2014 10:55	29.06	61.0	**3.97**	4.0	SR13	6/10/2014 16:55	29.16	62.2	**4.05**	4.3	SR13	6/10/2014 22:55	29.00	61.5	**4.00**	3.7
SR13	6/10/2014 5:00	29.06	61.6	**4.01**	4.7	SR13	6/10/2014 11:00	29.06	60.4	**3.93**	3.5	SR13	6/10/2014 17:00	29.15	62.4	**4.06**	4.4	SR13	6/10/2014 23:00	29.00	61.6	**4.00**	4.3
SR13	6/10/2014 5:05	29.06	60.9	**3.96**	5.0	SR13	6/10/2014 11:05	29.06	59.9	**3.90**	3.5	SR13	6/10/2014 17:05	29.15	61.8	**4.02**	4.0	SR13	6/10/2014 23:05	29.00	61.8	**4.02**	5.5
SR13	6/10/2014 5:10	29.06	60.9	**3.96**	5.7	SR13	6/10/2014 11:10	29.06	59.7	**3.88**	2.8	SR13	6/10/2014 17:10	29.14	61.9	**4.03**	3.7	SR13	6/10/2014 23:10	29.00	61.4	**3.99**	4.6
SR13	6/10/2014 5:15	29.06	59.6	**3.88**	4.5	SR13	6/10/2014 11:15	29.05	59.7	**3.88**	3.7	SR13	6/10/2014 17:15	29.13	62.4	**4.06**	6.4	SR13	6/10/2014 23:15	29.00	61.5	**4.00**	4.3
SR13	6/10/2014 5:20	29.06	61.1	**3.98**	7.6	SR13	6/10/2014 11:20	29.05	59.7	**3.88**	4.0	SR13	6/10/2014 17:20	29.14	62.0	**4.03**	5.7	SR13	6/10/2014 23:20	29.00	61.6	**4.00**	4.3
SR13	6/10/2014 5:25	29.05	60.8	**3.96**	4.7	SR13	6/10/2014 11:25	29.04	58.6	**3.81**	4.6	SR13	6/10/2014 17:25	29.13	61.7	**4.01**	9.1	SR13	6/10/2014 23:25	29.00	61.6	**4.00**	4.9
SR13	6/10/2014 5:30	29.06	60.4	**3.93**	5.2	SR13	6/10/2014 11:30	29.04	58.2	**3.78**	4.7	SR13	6/10/2014 17:30	29.12	61.5	**4.00**	8.2	SR13	6/10/2014 23:30	29.00	61.7	**4.01**	7.6
SR13	6/10/2014 5:35	29.06	60.0	**3.91**	4.7	SR13	6/10/2014 11:35	29.04	58.3	**3.79**	5.3	SR13	6/10/2014 17:35	29.13	60.9	**3.96**	8.2	SR13	6/10/2014 23:35	29.00	61.2	**3.98**	4.7
SR13	6/10/2014 5:40	29.06	59.4	**3.86**	3.6	SR13	6/10/2014 11:40	29.05	58.4	**3.80**	4.6	SR13	6/10/2014 17:40	29.10	61.6	**4.01**	5.0	SR13	6/10/2014 23:40	28.98	59.6	**3.88**	3.3
SR13	6/10/2014 5:45	29.05	58.9	**3.83**	3.4	SR13	6/10/2014 11:45	29.05	59.1	**3.84**	6.4	SR13	6/10/2014 17:45	29.10	62.4	**4.06**	4.7	SR13	6/10/2014 23:45	28.98	59.6	**3.88**	3.3
SR13	6/10/2014 5:50	29.06	60.0	**3.91**	4.0	SR13	6/10/2014 11:50	29.05	58.2	**3.78**	4.1	SR13	6/10/2014 17:50	29.10	61.7	**4.01**	4.4	SR13	6/10/2014 23:50	28.99	60.1	**3.91**	3.1
SR13	6/10/2014 5:55	29.05	60.1	**3.91**	3.5	SR13	6/10/2014 11:55	29.05	59.1	**3.84**	4.1	SR13	6/10/2014 17:55	29.09	61.5	**4.00**	4.3	SR13	6/10/2014 23:55	29.00	60.3	**3.92**	3.6

Station	Timestamp	NH_3 (mg/L)				Station	Timestamp	NH_3 (mg/L)			
SR4	6/10/2014 0:17	0.08				SR12	6/10/2014 0:17	0.08			
SR4	6/10/2014 0:37	0.06				SR12	6/10/2014 0:37	0.08			
SR4	6/10/2014 0:57	0.06				SR12	6/10/2014 0:57	0.08			
SR4	6/10/2014 1:17	0.06				SR12	6/10/2014 1:17	0.06			
SR4	6/10/2014 1:37	0.06				SR12	6/10/2014 1:37	0.06			
SR4	6/10/2014 1:57	0.06				SR12	6/10/2014 1:57	0.06			
SR4	6/10/2014 2:17	0.07				SR12	6/10/2014 2:17	0.07			
SR4	6/10/2014 2:37	0.08				SR12	6/10/2014 2:37	0.08			
SR4	6/10/2014 2:57	0.07				SR12	6/10/2014 2:57	0.09			
SR4	6/10/2014 3:17	0.08				SR12	6/10/2014 3:17	0.06			
SR4	6/10/2014 3:37	0.08				SR12	6/10/2014 3:37	0.08			
SR4	6/10/2014 3:57	0.07				SR12	6/10/2014 3:57	0.07			
SR4	6/10/2014 4:17	0.06				SR12	6/10/2014 4:17	0.05			
SR4	6/10/2014 4:37	0.08				SR12	6/10/2014 4:37	0.05			
SR4	6/10/2014 4:57	0.08				SR12	6/10/2014 4:57	0.07			
SR4	6/10/2014 5:17	0.08				SR12	6/10/2014 5:17	0.06			
SR4	6/10/2014 5:37	0.06				SR12	6/10/2014 5:37	0.05			
SR4	6/10/2014 5:57	0.07				SR12	6/10/2014 5:57	0.06			
SR4						SR12					
SR4	6/10/2014 6:37	0.06				SR12	6/10/2014 6:37	0.06			
SR4	6/10/2014 6:57	0.06				SR12	6/10/2014 6:57	0.07			
SR4	6/10/2014 7:17	0.06				SR12	6/10/2014 7:17	0.07			
SR4	6/10/2014 7:37	0.06				SR12	6/10/2014 7:37	0.06			
SR4	6/10/2014 7:57	0.06				SR12	6/10/2014 7:57	0.06			
SR4	6/10/2014 8:17	0.07				SR12	6/10/2014 8:17	0.05			
SR4	6/10/2014 8:37	0.08				SR12	6/10/2014 8:37	0.06			
SR4	6/10/2014 8:57	0.08				SR12	6/10/2014 8:57	0.07			
SR4	6/10/2014 9:17	0.08				SR12	6/10/2014 9:17	0.06			
SR4	6/10/2014 9:37	0.06				SR12	6/10/2014 9:37	0.06			
SR4	6/10/2014 9:57	0.06				SR12	6/10/2014 9:57	0.08			
SR4						SR12	6/10/2014 10:17	0.06			
SR4						SR12	6/10/2014 10:37	0.06			
SR4						SR12	6/10/2014 10:57	0.06			
SR4	6/10/2014 11:17	0.08				SR12	6/10/2014 11:17	0.07			
SR4	6/10/2014 11:37	0.08				SR12	6/10/2014 11:37	0.06			
SR4	6/10/2014 11:57	0.06				SR12	6/10/2014 11:57	0.06			
SR4	6/10/2014 12:17	0.06				SR12	6/10/2014 12:17	0.06			
SR4	6/10/2014 12:37	0.06				SR12	6/10/2014 12:37	0.07			
SR4	6/10/2014 12:57	0.06				SR12					
SR4	6/10/2014 13:17	0.06				SR12					
SR4	6/10/2014 13:37	0.07				SR12					
SR4	6/10/2014 13:57	0.08				SR12					
SR4	6/10/2014 14:17	0.07				SR12	6/10/2014 14:17	0.06			
SR4	6/10/2014 14:37	0.08				SR12	6/10/2014 14:37	0.07			
SR4	6/10/2014 14:57	0.08				SR12	6/10/2014 14:57	0.06			
SR4	6/10/2014 15:17	0.07				SR12	6/10/2014 15:17	0.08			
SR4	6/10/2014 15:37	0.07				SR12	6/10/2014 15:37	0.08			
SR4	6/10/2014 15:57	0.06				SR12	6/10/2014 15:57	0.07			
SR4	6/10/2014 16:17	0.06				SR12	6/10/2014 16:17	0.06			
SR4	6/10/2014 16:37	0.07				SR12	6/10/2014 16:37	0.06			
SR4	6/10/2014 16:57	0.07				SR12	6/10/2014 16:57	0.07			
SR4	6/10/2014 17:17	0.07				SR12	6/10/2014 17:17	0.07			
SR4	6/10/2014 17:37	0.08				SR12	6/10/2014 17:37	0.07			
SR4	6/10/2014 17:57	0.08				SR12	6/10/2014 17:57	0.06			
SR4	6/10/2014 18:17	0.08				SR12	6/10/2014 18:17	0.06			
SR4	6/10/2014 18:37	0.08				SR12	6/10/2014 18:37	0.07			
SR4	6/10/2014 18:57	0.06				SR12	6/10/2014 18:57	0.07			
SR4	6/10/2014 19:17	0.06				SR12	6/10/2014 19:17	0.07			
SR4	6/10/2014 19:37	0.06				SR12	6/10/2014 19:37	0.06			
SR4	6/10/2014 19:57	0.06				SR12	6/10/2014 19:57	0.06			
SR4	6/10/2014 20:17	0.07				SR12	6/10/2014 20:17	0.06			
SR4	6/10/2014 20:37	0.07				SR12	6/10/2014 20:37	0.06			
SR4	6/10/2014 20:57	0.06				SR12	6/10/2014 20:57	0.06			
SR4	6/10/2014 21:17	0.06				SR12	6/10/2014 21:17	0.06			
SR4	6/10/2014 21:37	0.06				SR12	6/10/2014 21:37	0.06			
SR4	6/10/2014 21:57	0.06				SR12	6/10/2014 21:57	0.06			
SR4	6/10/2014 22:17	0.07				SR12	6/10/2014 22:17	0.07			
SR4	6/10/2014 22:37	0.07				SR12	6/10/2014 22:37	0.06			
SR4	6/10/2014 22:57	0.08				SR12	6/10/2014 22:57	0.06			
SR4	6/10/2014 23:17	0.08				SR12	6/10/2014 23:17	0.08			
SR4	6/10/2014 23:37	0.08				SR12	6/10/2014 23:37	0.06			
SR4	6/10/2014 23:57	0.06				SR12	6/10/2014 23:57	0.06			

Remark: Fonts with underline: Action Level Exceedance
Fonts with bold and underline: Limit Level Exceedance
Automatic Instrument calibration of NH3-N monitor was carried out during 5:57-6:37 at SR4 and SR12.
SR4 monitoring station was under maintenance during 10:11-10:46.
SR12 monitoring station was under maintenance during 12:51-13:36.
SR13 monitoring station was under maintenance during 15:40-16:15.

MATERIALAB CONSULTANTS LIMITED
Fugro Development Centre,
5 Lok Yi Street,
17 M.S. Castle Peak Road,
Tai Lam, Tuen Mun, N.T., Hong Kong.
Tel : (852)-24508238
Fax : (852)-24508032
Email : mcl@fugro.com.hk

MaterialLab

Interim Notification of Environmental Quality Limits Exceedances
24hr Water Quality Monitoring

Incident Report on Action Level or Limit Level Non-compliance

Reference No.:	20141007/24/SR5
Project:	CV/2013/04 - Providing Sufficient Water Depth for Kwai Tsing Container Basin and its Approach Channel
Date:	07/10/2014 – 08/10/2014
Time:	07/10/2014 00:00 – 08/10/2014 23:55
Monitoring Location:	SR5 – Ma Wan FCZ
Dissolved Oxygen	
Action Level / Limit Level:	5.46 / 5.39 (6 consecutive monitoring data exceedance)
Measured Level:	Ninety three (93) LL Exceedances: 7/10: (6/10) 23:40 – (7/10) 12:45 (26), 13:00 – 14:25 (3) 8/10: (7/10) 14:55 – (8/10) 14:20 (47), 15:05 – 23:30 (17)
Turbidity	
Action Level / Limit Level:	6.0 / 7.9 (6 consecutive monitoring data exceedance)
Measured Level:	Fourteen (14) AL Exceedances: 7/10: 19:35 – 20:00 (1) 8/10: 2:50 -3:45 (2), 4:10 – 5:05 (2), 7:05 – 8:00 (2), 19:00 – 19:55 (2), 20:30 – 21:55 (3), 23:00 – 23:55 (2)
Action taken / to be taken:	Silt curtain and dredging rate were inspected and confirmed in a proper condition during the period. Monitoring equipment is checked and confirmed without problem.
Possible reason for Action or Limit Level Non-compliance:	Dissolved Oxygen The first occurrence of exceedance case was found at ebb tide, when SR5 was situated at upstream of the Project, the water quality would not be affected by the construction. Routine impact monitoring was carried out on 7/10. At flood tide of routine impact monitoring, DO (S&M) at C2 on 7/10 was 5.31 mg/L while at ebb tide of routine impact monitoring on 7/10, DO (S&M) at C1 was 5.07 mg/L. The readings were lower than the Limit Level of SR5, indicating the background DO was low during monitoring period. The exceedance was not considered due to the project. The exceedance may be caused by influences in the vicinity of the station or changes in ambient conditions. Turbidity At ebb tide, SR5 was situated at upstream of the Project, the water quality would not be affected by the construction. Routine impact monitoring was carried out on 7/10. At flood tide of routine impact monitoring on 7/10, Turbidity at C2 was 8.0 NTU while at ebb tide of routine impact monitoring on 7/10, Turbidity at C1 was 9.9 NTU. The readings were higher than the Limit Level of SR5, indicating the background Turbidity was high during monitoring period. The exceedance was not considered due to the project. The exceedance may be caused by influences in the vicinity of the station or changes in ambient conditions.
Remarks:	Dredging works conducted at Portion A and Portion B of the Project. According to Contractor, dredged rate (in-situ) at Portion A on 7/10 was 1615 m^3/day while

The copyright of this document is owned by MaterialLab Consultants Ltd. It may not be reproduced except with prior written approval from the Company.

MATERIALAB CONSULTANTS LIMITED
Fugro Development Centre,
5 Lok Yi Street,
17 M.S. Castle Peak Road,
Tai Lam, Tuen Mun, N.T., Hong Kong.
Tel : (852)-24508238
Fax : (852)-24508032
Email : mcl@fugro.com.hk

	dredged rate (in-situ) at Portion B on 7/10 and 8/10 were 1077 m^3/day and 1615 m^3/day respectively. No dredging works conducted at Portion A on 8/10. Ebb tide: 6/10 20:24 – 7/10 01:44, 7/10 08:05 – 7/10 14:18, 7/10 20:52 – 8/10 02:33, 8/10 08:59 – 8/10 14:56 Flood tide: 7/10 01:44 – 7/10 08:05, 7/10 14:18 – 7/10 20:52, 8/10 02:33 – 8/10 08:59, 8/10 14:56 – 8/10 21:22

Certified by: Colin Yung
Designation: Environmental Team Leader

Signature:

Date: 29/10/2014

The copyright of this document is owned by MateriaLab Consultants Ltd. It may not be reproduced except with prior written approval from the Company.

MATERIALAB CONSULTANTS LIMITED
Fugro Development Centre,
5 Lok Yi Street,
17 M.S. Castle Peak Road,
Tai Lam, Tuen Mun, N.T., Hong Kong.
Tel : (852)-24508238
Fax : (852)-24508032
Email : mcl@fugro.com.hk

MaterialLab

Interim Notification of Environmental Quality Limits Exceedances
24hr Water Quality Monitoring

Incident Report on Action Level or Limit Level Non-compliance

Reference No.:	20141007/24/SR9
Project:	CV/2013/04 - Providing Sufficient Water Depth for Kwai Tsing Container Basin and its Approach Channel
Date:	07/10/2014 – 08/10/2014
Time:	07/10/2014 00:00 – 08/10/2014 23:55
Monitoring Location:	SR9 – Cheung Sha Wan FCZ
Dissolved Oxygen	
Action Level / Limit Level:	6.12 / 5.97 (6 consecutive monitoring data exceedance)
Measured Level:	Four (4) AL Exceedances: 7/10: 6:25 – 6:50 (1), 7:50 – 8:15 (1) 8/10: 8:50 -9:15 (1), 10:20 – 10:45 (1) Seven (7) LL Exceedances: 7/10: 7:20 – 7:45 (1) 8/10: 6:20 – 8:45 (5), 9:50 – 10:15 (1),
Turbidity	
Action Level / Limit Level:	2.8 / 4.7 (6 consecutive monitoring data exceedance)
Measured Level:	Seventy two (72) AL Exceedances: 7/10: (6/10) 23:35 – (7/10) 6:30 (14), 8:20 – 11:15 (6), 12:00 – 17:25 (11) 8/10: (7/10) 20:20 – (8/10) 5:45 (19), 8:45 – 9:40 (2), 10;20 – 12:15 (4), 12:40 – 13:05 (1), 13:20 – 13:45 (1), 14:05 – 14:30 (1), 14:55 – 15:20 (1), 15:40 – 16:05 (1), 18:30 – 23:55 (11) Fourteen (14) LL Exceedances: 7/10: 6:35 – 7:30 (2), 7:50 – 8:15 (1), 17:50 – 20:15 (5) 8/10: 6:15 – 8:40 (5), 9:50 – 10:15 (1),
Action taken / to be taken:	Silt curtain and dredging rate were inspected and confirmed in a proper condition during the period. Monitoring equipment is checked and confirmed without problem.
Possible reason for Action or Limit Level Non-compliance:	Dissolved Oxygen The first occurrence of exceedance case was found at flood tide, when SR9 was situated at upstream of the Project, the water quality would not be affected by the construction. Routine impact monitoring was carried out on 7/10. At flood tide of routine impact monitoring, DO (S&M) at C2 on 7/10 was 5.31 mg/L while at ebb tide of routine impact monitoring on 7/10, DO (S&M) at C1 was 5.07 mg/L. The readings were lower than the Limit Level of SR9, indicating the background DO was low during monitoring period. The exceedance was not considered due to the project. The exceedance may be caused by influences in the vicinity of the station or changes in ambient conditions. Turbidity At flood tide, SR9 was situated at upstream of the Project, the water quality would not be affected by the construction. Routine impact monitoring was carried out on 7/10. At flood tide of routine impact monitoring on 7/10, Turbidity at C2 was 8.0 NTU while at ebb tide of routine impact

The copyright of this document is owned by MateriaLab Consultants Ltd. It may not be reproduced except with prior written approval from the Company.

MATERIALAB CONSULTANTS LIMITED
Fugro Development Centre,
5 Lok Yi Street,
17 M.S. Castle Peak Road,
Tai Lam, Tuen Mun, N.T., Hong Kong.
Tel : (852)-24508238
Fax : (852)-24508032
Email : mcl@fugro.com.hk

	monitoring on 7/10, Turbidity at C1 was 9.9 NTU. The readings were higher than the Limit Level of SR9, indicating the background Turbidity was high during monitoring period. The exceedance was not considered due to the project. The exceedance may be caused by influences in the vicinity of the station or changes in ambient conditions.
Remarks:	Dredging works conducted at Portion A and Portion B of the Project. According to Contractor, dredged rate (in-situ) at Portion A on 7/10 was 1615 m^3/day while dredged rate (in-situ) at Portion B on 7/10 and 8/10 were 1077 m^3/day and 1615 m^3/day respectively. No dredging works conducted at Portion A on 8/10. Ebb tide: 6/10 20:24 – 7/10 01:44, 7/10 08:05 – 7/10 14:18, 7/10 20:52 – 8/10 02:33, 8/10 08:59 – 8/10 14:56 Flood tide: 7/10 01:44 – 7/10 08:05, 7/10 14:18 – 7/10 20:52, 8/10 02:33 – 8/10 08:59, 8/10 14:56 – 8/10 21:22

Certified by: Colin Yung
Designation: Environmental Team Leader
Signature:

Date: 29/10/2014

The copyright of this document is owned by MateriaLab Consultants Ltd. It may not be reproduced except with prior written approval from the Company.

MATERIALAB CONSULTANTS LIMITED
Fugro Development Centre,
5 Lok Yi Street,
17 M.S. Castle Peak Road,
Tai Lam, Tuen Mun, N.T., Hong Kong.
Tel : (852)-24508238
Fax : (852)-24508032
Email : mcl@fugro.com.hk

Interim Notification of Environmental Quality Limits Exceedances
24hr Water Quality Monitoring

Incident Report on Action Level or Limit Level Non-compliance

Reference No.:	20141007/24/SR10
Project:	CV/2013/04 - Providing Sufficient Water Depth for Kwai Tsing Container Basin and its Approach Channel
Date:	07/10/2014 – 08/10/2014
Time:	07/10/2014 00:00 – 08/10/2014 23:55
Monitoring Location:	SR10 – Lo Tik Wan FCZ
Dissolved Oxygen	
Action Level / Limit Level:	6.12 / 5.97 (6 consecutive monitoring data exceedance)
Measured Level:	Ninety five (95) LL Exceedances: (6/10) 23:35 – (7/10) 15:30 (32), (7/10) 16:20 – (8/10) 16:20 (63)
Turbidity	
Action Level / Limit Level:	2.8 / 4.7 (6 consecutive monitoring data exceedance)
Measured Level:	Twenty two (22) AL Exceedances: 7/10: 1:50 – 4:15 (5), 5:05 – 5:30 (1), 6:30 – 6:55 (1), 8:30 – 8:55 (1) 8/10: 0:15 – 1:10 (2), 4:05 – 7:00 (6), 7:20 – 7:45 (1), 9:05 – 9:30 (1), 20:45 – 21:10 (1), 22:10 – 23:35 (3) Four (4) LL Exceedances: 8/10: 2:05 – 4:00 (4)
Action taken / to be taken:	Silt curtain and dredging rate were inspected and confirmed in a proper condition during the period. Monitoring equipment is checked and confirmed without problem.
Possible reason for Action or Limit Level Non-compliance:	Dissolved Oxygen At flood tide, SR10 was situated at upstream of the Project, the water quality would not be affected by the construction. Routine impact monitoring was carried out on 7/10. At flood tide of routine impact monitoring, DO (S&M) at C2 on 7/10 was 5.31 mg/L while at ebb tide of routine impact monitoring on 7/10, DO (S&M) at C1 was 5.07 mg/L. The readings were lower than the Limit Level of SR10, indicating the background DO was low during monitoring period. The exceedance was not considered due to the project. The exceedance may be caused by influences in the vicinity of the station or changes in ambient conditions. Turbidity At flood tide, SR10 was situated at upstream of the Project, the water quality would not be affected by the construction. Routine impact monitoring was carried out on 7/10. At flood tide of routine impact monitoring on 7/10, Turbidity at C2 was 8.0 NTU while at ebb tide of routine impact monitoring on 7/10, Turbidity at C1 was 9.9 NTU. The readings were higher than the Limit Level of SR10, indicating the background Turbidity was high during monitoring period. The exceedance was not considered due to the project. The exceedance may be caused by influences in the vicinity of the station or changes in ambient conditions.
Remarks:	Dredging works conducted at Portion A and Portion B of the Project. According to Contractor, dredged rate (in-situ) at Portion A on 7/10 was 1615 m^3/day while

The copyright of this document is owned by MaterialLab Consultants Ltd. It may not be reproduced except with prior written approval from the Company.

MATERIALAB CONSULTANTS LIMITED
Fugro Development Centre,
5 Lok Yi Street,
17 M.S. Castle Peak Road,
Tai Lam, Tuen Mun, N.T., Hong Kong.
Tel : (852)-24508238
Fax : (852)-24508032
Email : mcl@fugro.com.hk

	dredged rate (in-situ) at Portion B on 7/10 and 8/10 were 1077 m^3/day and 1615 m^3/day respectively. No dredging works conducted at Portion A on 8/10. Ebb tide: 6/10 20:24 – 7/10 01:44, 7/10 08:05 – 7/10 14:18, 7/10 20:52 – 8/10 02:33, 8/10 08:59 – 8/10 14:56 Flood tide: 7/10 01:44 – 7/10 08:05, 7/10 14:18 – 7/10 20:52, 8/10 02:33 – 8/10 08:59, 8/10 14:56 – 8/10 21:22

Certified by: Colin Yung
Designation: Environmental Team Leader

Signature: CC

Date: 29/10/2014

The copyright of this document is owned by MateriaLab Consultants Ltd. It may not be reproduced except with prior written approval from the Company.

MATERIALAB CONSULTANTS LIMITED
Fugro Development Centre,
5 Lok Yi Street,
17 M.S. Castle Peak Road,
Tai Lam, Tuen Mun, N.T., Hong Kong.
Tel : (852)-24508238
Fax : (852)-24508032
Email : mcl@fugro.com.hk

MaterialLab

Interim Notification of Environmental Quality Limits Exceedances
24hr Water Quality Monitoring

Incident Report on Action Level or Limit Level Non-compliance

Reference No.:	20141007/24/SR11
Project:	CV/2013/04 - Providing Sufficient Water Depth for Kwai Tsing Container Basin and its Approach Channel
Date:	07/10/2014 – 08/10/2014
Time:	07/10/2014 00:00 – 08/10/2014 23:55
Monitoring Location:	SR11 – Sok Kwu Wan FCZ
Dissolved Oxygen	
Action Level / Limit Level:	6.12 / 5.97 (6 consecutive monitoring data exceedance)
Measured Level:	One (1) AL Exceedance: 8/10: 15:15 – 15:40 (1) Ninety four (94) LL Exceedances: 8/10: (6/10) 23:45 – 15:10 (79), 16:10 – 23:35 (15)
Action taken / to be taken:	Silt curtain and dredging rate were inspected and confirmed in a proper condition during the period. Monitoring equipment is checked and confirmed without problem.
Possible reason for Action or Limit Level Non-compliance:	Dissolved Oxygen At flood tide, SR11 was situated at upstream of the Project, the water quality would not be affected by the construction. Routine impact monitoring was carried out on 7/10. At flood tide of routine impact monitoring, DO (S&M) at C2 on 7/10 was 5.31 mg/L while at ebb tide of routine impact monitoring on 7/10, DO (S&M) at C1 was 5.07 mg/L. The readings were lower than the Limit Level of SR11, indicating the background DO was low during monitoring period. The exceedance was not considered due to the project. The exceedance may be caused by influences in the vicinity of the station or changes in ambient conditions.
Remarks:	Dredging works conducted at Portion A and Portion B of the Project. According to Contractor, dredged rate (in-situ) at Portion A on 7/10 was 1615 m^3/day while dredged rate (in-situ) at Portion B on 7/10 and 8/10 were 1077 m^3/day and 1615 m^3/day respectively. No dredging works conducted at Portion A on 8/10. Ebb tide: 6/10 20:24 – 7/10 01:44, 7/10 08:05 – 7/10 14:18, 7/10 20:52 – 8/10 02:33, 8/10 08:59 – 8/10 14:56 Flood tide: 7/10 01:44 – 7/10 08:05, 7/10 14:18 – 7/10 20:52, 8/10 02:33 – 8/10 08:59, 8/10 14:56 – 8/10 21:22

Certified by: Colin Yung
Designation: Environmental Team Leader

Signature:

Date: 29/10/2014

The copyright of this document is owned by MaterialLab Consultants Ltd. It may not be reproduced except with prior written approval from the Company.

MATERIALAB CONSULTANTS LIMITED
Fugro Development Centre,
5 Lok Yi Street,
17 M.S. Castle Peak Road,
Tai Lam, Tuen Mun, N.T., Hong Kong.
Tel : (852)-24508238
Fax : (852)-24508032
Email : mcl@fugro.com.hk

Interim Notification of Environmental Quality Limits Exceedances
24hr Water Quality Monitoring

Incident Report on Action Level or Limit Level Non-compliance

Reference No.:	20141007/24/SR12
Project:	CV/2013/04 - Providing Sufficient Water Depth for Kwai Tsing Container Basin and its Approach Channel
Date:	07/10/2014 – 08/10/2014
Time:	07/10/2014 00:00 – 08/10/2014 23:55
Monitoring Location:	SR12 – Tsing Yi, WSD Flushing Water Intake
Turbidity	
Action Level / Limit Level:	10 / 10 (6 consecutive monitoring data exceedance)
Measured Level:	Fourteen (14) LL Exceedances: 7/10: 12:56 – 13:51 (2), 18:46 – 20:41 (4) 8/10: 0:16 – 0:41 (1), 0:51 – 1:16 (1), 1:26 – 2:21 (2), 2:36 – 3:01 (1), 13:46 – 14:41 (2), 15:01 – 15:26 (1)
Action taken / to be taken:	Silt curtain and dredging rate were inspected and confirmed in a proper condition during the period. Monitoring equipment is checked and confirmed without problem.
Possible reason for Action or Limit Level Non-compliance:	Turbidity The first occurrence of exceedance case was found at ebb tide, when SR12 was situated at upstream of the Project, the water quality would not be affected by the construction. Routine impact monitoring was carried out on 7/10. At flood tide of routine impact monitoring on 7/10, Turbidity at C2 (upstream) was 8.0 NTU while 6.4 NTU was recorded at G2 (downstream), no increasing trend of turbidity was found across the Project. The exceedance was not considered due to the project. The exceedance may be caused by influences in the vicinity of the station or changes in ambient conditions.
Remarks:	Dredging works conducted at Portion A and Portion B of the Project. According to Contractor, dredged rate (in-situ) at Portion A on 7/10 was 1615 m^3/day while dredged rate (in-situ) at Portion B on 7/10 and 8/10 were 1077 m^3/day and 1615 m^3/day respectively. No dredging works conducted at Portion A on 8/10. Ebb tide: 6/10 20:24 – 7/10 01:44, 7/10 08:05 – 7/10 14:18, 7/10 20:52 – 8/10 02:33, 8/10 08:59 – 8/10 14:56 Flood tide: 7/10 01:44 – 7/10 08:05, 7/10 14:18 – 7/10 20:52, 8/10 02:33 – 8/10 08:59, 8/10 14:56 – 8/10 21:22

Certified by: Colin Yung
Designation: Environmental Team Leader

Signature:

Date: 29/10/2014

The copyright of this document is owned by MaterialLab Consultants Ltd. It may not be reproduced except with prior written approval from the Company.

MATERIALAB CONSULTANTS LIMITED
Fugro Development Centre,
5 Lok Yi Street,
17 M.S. Castle Peak Road,
Tai Lam, Tuen Mun, N.T., Hong Kong.
Tel : (852)-24508238
Fax : (852)-24508032
Email : mcl@fugro.com.hk

MaterialLab

Interim Notification of Environmental Quality Limits Exceedances
24hr Water Quality Monitoring

Incident Report on Action Level or Limit Level Non-compliance

Reference No.:	20141007/24/SR13
Project:	CV/2013/04 - Providing Sufficient Water Depth for Kwai Tsing Container Basin and its Approach Channel
Date:	07/10/2014 – 08/10/2014
Time:	07/10/2014 00:00 – 08/10/2014 23:55
Monitoring Location:	SR13 – EMSD Cooling Water Intake for Kwai Chung Hospital
Dissolved Oxygen	
Action Level / Limit Level:	5.28 / 5.22 (6 consecutive monitoring data exceedance)
Measured Level:	Ninety six (96) LL Exceedances: (6/10) 23:45 – (8/10) 23:40 (96)
Action taken / to be taken:	Silt curtain and dredging rate were inspected and confirmed in a proper condition during the period. Monitoring equipment is checked and confirmed without problem.
Possible reason for Action or Limit Level Non-compliance:	Dissolved Oxygen The first occurrence of exceedance case was found at ebb tide, when SR13 was situated at upstream of the Project, the water quality would not be affected by the construction. Routine impact monitoring was carried out on 7/10. At flood tide of routine impact monitoring on 7/10, DO (S&M) at G4 (upstream) was 4.91 mg/L while 5.28 was record at G1 (downstream), no decreasing trend of DO (S&M) was shown across the Project. At ebb tide of routine impact monitoring, DO (S&M) at C1 was 5.07 mg/L on 7/10. The reading was lower than the Limit Level of SR13, indicating the background DO was low during monitoring period. The exceedance was not considered due to the project. The exceedance may be caused by influences in the vicinity of the station or changes in ambient conditions.
Remarks:	Dredging works conducted at Portion A and Portion B of the Project. According to Contractor, dredged rate (in-situ) at Portion A on 7/10 was 1615 m^3/day while dredged rate (in-situ) at Portion B on 7/10 and 8/10 were 1077 m^3/day and 1615 m^3/day respectively. No dredging works conducted at Portion A on 8/10. Ebb tide: 6/10 20:24 – 7/10 01:44, 7/10 08:05 – 7/10 14:18, 7/10 20:52 – 8/10 02:33, 8/10 08:59 – 8/10 14:56 Flood tide: 7/10 01:44 – 7/10 08:05, 7/10 14:18 – 7/10 20:52, 8/10 02:33 – 8/10 08:59, 8/10 14:56 – 8/10 21:22

Certified by: Colin Yung
Designation: Environmental Team Leader

Signature:

Date: 29/10/2014

The copyright of this document is owned by MaterialLab Consultants Ltd. It may not be reproduced except with prior written approval from the Company.

Station	Timestamp	Temp (° C)	DO (%)	DO (mg/L)	Tur (NTU)	Station	Timestamp	Temp (° C)	DO (%)	DO (mg/L)	Tur (NTU)	Station	Timestamp	Temp (° C)	DO (%)	DO (mg/L)	Tur (NTU)	Station	Timestamp	Temp (°C)	DO (%)	DO (mg/L)	Tur (NTU)
SR4	7/10/2014 0:01	28.95	83.0	5.69	3.5	SR4	7/10/2014 6:01	28.87	83.3	5.65	3.8	SR4	7/10/2014 12:01	29.06	85.1	5.82	2.9	SR4	7/10/2014 18:01	28.97	86.3	5.91	4.8
SR4	7/10/2014 0:06	28.95	83.3	5.69	5.3	SR4	7/10/2014 6:06	28.86	84.0	5.70	3.7	SR4	7/10/2014 12:06	29.04	84.0	5.74	3.8	SR4	7/10/2014 18:06	28.97	86.6	5.92	4.6
SR4	7/10/2014 0:11	28.96	83.7	5.69	4.4	SR4	7/10/2014 6:11	28.85	83.4	5.66	4.2	SR4	7/10/2014 12:11	29.03	84.4	5.78	3.3	SR4	7/10/2014 18:11	28.97	87.3	5.97	4.1
SR4	7/10/2014 0:16	28.96	83.6	5.72	3.3	SR4	7/10/2014 6:16	28.85	83.1	5.63	5.3	SR4	7/10/2014 12:16	29.02	84.0	5.75	3.3	SR4	7/10/2014 18:16	28.97	86.7	5.93	4.7
SR4	7/10/2014 0:21	28.95	83.6	5.72	3.6	SR4	7/10/2014 6:21	28.83	84.1	5.74	4.0	SR4	7/10/2014 12:21	29.03	83.7	5.72	2.8	SR4	7/10/2014 18:21	28.97	86.6	5.93	5.4
SR4	7/10/2014 0:26	28.95	83.3	5.70	3.6	SR4	7/10/2014 6:26	28.84	84.0	5.76	4.1	SR4	7/10/2014 12:26	29.01	83.3	5.70	3.8	SR4	7/10/2014 18:26	28.97	86.6	5.92	5.7
SR4	7/10/2014 0:31	28.95	82.7	5.66	4.0	SR4	7/10/2014 6:31	28.83	84.0	5.76	4.2	SR4	7/10/2014 12:31	29.03	83.3	5.70	3.2	SR4	7/10/2014 18:31	28.97	86.1	5.89	6.4
SR4	7/10/2014 0:36	28.95	82.6	5.66	3.2	SR4	7/10/2014 6:36	28.84	83.8	5.74	4.5	SR4	7/10/2014 12:36	29.03	83.4	5.70	3.4	SR4	7/10/2014 18:36	28.96	85.9	5.88	5.5
SR4	7/10/2014 0:41	28.95	81.9	5.61	4.4	SR4	7/10/2014 6:41	28.85	83.5	5.72	4.8	SR4	7/10/2014 12:41	29.08	84.4	5.76	3.4	SR4	7/10/2014 18:41	28.97	85.9	5.88	5.3
SR4	7/10/2014 0:46	28.95	81.3	5.57	4.1	SR4	7/10/2014 6:46	28.85	83.3	5.71	3.9	SR4	7/10/2014 12:46	29.09	84.1	5.74	3.8	SR4	7/10/2014 18:46	28.93	85.6	5.86	5.1
SR4	7/10/2014 0:51	28.93	80.4	5.50	2.6	SR4	7/10/2014 6:51	28.84	82.5	5.65	4.2	SR4	7/10/2014 12:51	29.13	83.6	5.70	3.1	SR4	7/10/2014 18:51	28.95	85.9	5.88	5.8
SR4	7/10/2014 0:56	28.93	79.7	5.45	2.9	SR4	7/10/2014 6:56	28.85	82.7	5.66	4.6	SR4	7/10/2014 12:56	29.11	83.4	5.69	2.9	SR4	7/10/2014 18:56	28.96	85.8	5.87	6.2
SR4	7/10/2014 1:01	28.94	80.3	5.50	2.3	SR4	7/10/2014 7:01	28.82	82.6	5.66	4.8	SR4	7/10/2014 13:01	29.06	83.5	5.69	3.2	SR4	7/10/2014 19:01	28.96	85.3	5.84	4.9
SR4	7/10/2014 1:06	28.94	82.1	5.62	3.9	SR4	7/10/2014 7:06	28.87	83.0	5.66	5.2	SR4	7/10/2014 13:06	29.07	83.2	5.68	3.6	SR4	7/10/2014 19:06	28.96	85.7	5.80	5.9
SR4	7/10/2014 1:11	28.94	81.2	5.56	3.1	SR4	7/10/2014 7:11	28.88	82.6	5.65	8.5	SR4	7/10/2014 13:11	29.08	83.5	5.70	2.8	SR4	7/10/2014 19:11	28.95	85.3	5.78	5.7
SR4	7/10/2014 1:16	28.95	81.0	5.54	3.4	SR4	7/10/2014 7:16	28.89	82.9	5.67	8.3	SR4	7/10/2014 13:16	29.08	83.6	5.70	3.1	SR4	7/10/2014 19:16	28.95	85.3	5.78	5.1
SR4	7/10/2014 1:21	28.95	81.2	5.56	2.9	SR4	7/10/2014 7:21	28.88	82.3	5.61	9.6	SR4	7/10/2014 13:21	29.02	83.5	5.69	3.9	SR4	7/10/2014 19:21	28.95	85.0	5.75	5.0
SR4	7/10/2014 1:26	28.95	81.0	5.55	2.5	SR4	7/10/2014 7:26	28.88	82.4	5.64	5.9	SR4	7/10/2014 13:26	28.97	84.4	5.77	4.2	SR4	7/10/2014 19:26	28.95	84.7	5.78	4.9
SR4	7/10/2014 1:31	28.95	81.0	5.55	2.9	SR4	7/10/2014 7:31	28.89	82.0	5.61	5.3	SR4	7/10/2014 13:31	28.97	84.0	5.74	4.4	SR4	7/10/2014 19:31	28.95	84.9	5.80	6.4
SR4	7/10/2014 1:36	28.94	80.7	5.53	3.0	SR4	7/10/2014 7:36	28.89	82.1	5.62	6.2	SR4	7/10/2014 13:36	28.97	84.1	5.75	**14.8**	SR4	7/10/2014 19:36	28.95	84.8	5.80	6.1
SR4	7/10/2014 1:41	28.94	81.3	5.56	3.0	SR4	7/10/2014 7:41	28.89	82.6	5.65	5.8	SR4	7/10/2014 13:41	28.97	84.7	5.79	4.3	SR4	7/10/2014 19:41	28.95	84.4	5.78	5.2
SR4	7/10/2014 1:46	28.96	82.3	5.64	3.8	SR4	7/10/2014 7:46	28.89	82.9	5.66	6.1	SR4	7/10/2014 13:46	28.98	85.5	5.85	5.0	SR4	7/10/2014 19:46	28.94	84.5	5.78	6.4
SR4	7/10/2014 1:51	28.97	82.8	5.67	3.9	SR4	7/10/2014 7:51	28.89	82.5	5.65	5.6	SR4	7/10/2014 13:51	28.98	85.2	5.82	4.9	SR4	7/10/2014 19:51	28.94	84.4	5.76	6.4
SR4	7/10/2014 1:56	28.97	83.3	5.70	5.0	SR4	7/10/2014 7:56	28.89	82.3	5.64	5.4	SR4	7/10/2014 13:56	28.97	85.2	5.83	8.0	SR4	7/10/2014 19:56	28.94	84.4	5.78	7.0
SR4	7/10/2014 2:01	28.97	83.5	5.72	4.7	SR4	7/10/2014 8:01	28.89	81.9	5.60	6.3	SR4	7/10/2014 14:01	28.97	86.2	5.90	6.3	SR4	7/10/2014 20:01	28.94	83.9	5.74	5.1
SR4	7/10/2014 2:06	28.97	83.2	5.68	5.4	SR4	7/10/2014 8:06	28.89	81.3	5.56	6.5	SR4	7/10/2014 14:06	28.97	86.1	5.89	4.9	SR4	7/10/2014 20:06	28.93	85.4	5.85	8.8
SR4	7/10/2014 2:11	28.97	84.3	5.77	6.2	SR4	7/10/2014 8:11	28.90	82.3	5.64	5.7	SR4	7/10/2014 14:11	29.01	86.3	5.90	3.7	SR4	7/10/2014 20:11	28.93	85.1	5.83	7.0
SR4	7/10/2014 2:16	28.97	84.3	5.77	5.4	SR4	7/10/2014 8:16	28.89	82.8	5.67	5.6	SR4	7/10/2014 14:16	29.02	85.6	5.85	3.8	SR4	7/10/2014 20:16	28.93	84.3	5.77	6.4
SR4	7/10/2014 2:21	28.97	84.8	5.80	5.3	SR4	7/10/2014 8:21	28.90	82.5	5.66	4.9	SR4	7/10/2014 14:21	28.98	85.5	5.84	5.0	SR4	7/10/2014 20:21	28.93	83.9	5.74	6.2
SR4	7/10/2014 2:26	28.96	85.1	5.82	6.4	SR4	7/10/2014 8:26	28.90	82.6	5.66	4.6	SR4	7/10/2014 14:26	28.98	84.8	5.79	4.4	SR4	7/10/2014 20:26	28.93	83.7	5.73	7.0
SR4	7/10/2014 2:31	28.96	85.1	5.82	4.5	SR4	7/10/2014 8:31	28.90	83.1	5.69	4.5	SR4	7/10/2014 14:31	29.00	85.7	5.86	4.2	SR4	7/10/2014 20:31	28.92	85.0	5.82	7.0
SR4	7/10/2014 2:36	28.96	84.0	5.75	5.8	SR4	7/10/2014 8:36	28.90	83.0	5.68	4.7	SR4	7/10/2014 14:36	29.01	85.2	5.82	3.5	SR4	7/10/2014 20:36	28.92	84.2	5.75	6.5
SR4	7/10/2014 2:41	28.96	84.2	5.75	4.8	SR4	7/10/2014 8:41	28.90	83.0	5.67	5.7	SR4	7/10/2014 14:41	28.99	86.2	5.89	3.9	SR4	7/10/2014 20:41	28.92	84.7	5.80	6.4
SR4	7/10/2014 2:46	28.96	85.0	5.80	4.6	SR4	7/10/2014 8:46	28.90	82.7	5.65	8.9	SR4	7/10/2014 14:46	29.00	86.1	5.88	3.7	SR4	7/10/2014 20:46	28.92	84.7	5.79	7.9
SR4	7/10/2014 2:51	28.97	85.1	5.81	4.8	SR4	7/10/2014 8:51	28.90	82.6	5.65	5.1	SR4	7/10/2014 14:51	29.04	85.8	5.86	3.0	SR4	7/10/2014 20:51	28.92	84.2	5.76	6.3
SR4	7/10/2014 2:56	28.97	84.9	5.80	5.0	SR4	7/10/2014 8:56	28.90	82.9	5.67	5.6	SR4	7/10/2014 14:56	29.05	86.7	5.92	3.4	SR4	7/10/2014 20:56	28.92	84.1	5.73	6.4
SR4	7/10/2014 3:01	28.97	85.2	5.82	5.2	SR4	7/10/2014 9:01	28.90	82.8	5.66	6.1	SR4	7/10/2014 15:01	29.04	86.0	5.88	3.4	SR4	7/10/2014 21:01	28.92	83.7	5.70	5.7
SR4	7/10/2014 3:06	28.97	85.5	5.83	5.4	SR4	7/10/2014 9:06	28.91	83.0	5.68	5.2	SR4	7/10/2014 15:06	29.05	86.8	5.92	3.6	SR4	7/10/2014 21:06	28.91	84.3	5.74	7.1
SR4	7/10/2014 3:11	28.78	80.8	5.53	2.7	SR4	7/10/2014 9:11	28.91	83.2	5.69	5.1	SR4	7/10/2014 15:11	29.03	86.5	5.91	3.8	SR4	7/10/2014 21:11	28.91	85.0	5.79	7.7
SR4	7/10/2014 3:16	28.87	80.6	5.51	3.0	SR4	7/10/2014 9:16	28.91	83.5	5.71	4.5	SR4	7/10/2014 15:16	29.02	85.6	5.84	3.7	SR4	7/10/2014 21:16	28.91	84.2	5.74	7.2
SR4	7/10/2014 3:21	28.87	80.7	5.53	3.0	SR4	7/10/2014 9:21	28.92	84.0	5.75	4.7	SR4	7/10/2014 15:21	29.05	86.9	5.93	3.1	SR4	7/10/2014 21:21	28.90	85.0	5.78	5.6
SR4	7/10/2014 3:26	28.92	81.9	5.61	3.2	SR4	7/10/2014 9:26	28.92	84.7	5.80	3.5	SR4	7/10/2014 15:26	29.03	86.2	5.89	3.7	SR4	7/10/2014 21:26	28.90	84.7	5.77	6.0
SR4	7/10/2014 3:31	28.94	83.1	5.68	3.7	SR4	7/10/2014 9:31	28.89	85.4	5.85	3.0	SR4	7/10/2014 15:31	29.03	87.0	5.94	3.5	SR4	7/10/2014 21:31	28.90	84.9	5.79	6.1
SR4	7/10/2014 3:36	28.95	84.4	5.77	4.5	SR4	7/10/2014 9:36	28.91	85.0	5.83	3.2	SR4	7/10/2014 15:36	29.02	86.7	5.92	3.3	SR4	7/10/2014 21:36	28.91	84.4	5.75	6.7
SR4	7/10/2014 3:41	28.96	84.7	5.79	4.0	SR4	7/10/2014 9:41	28.90	85.8	5.88	3.0	SR4	7/10/2014 15:41	29.08	83.5	5.70	3.3	SR4	7/10/2014 21:41	28.91	83.8	5.73	5.2
SR4	7/10/2014 3:46	28.95	85.0	5.81	4.1	SR4	7/10/2014 9:46	28.93	86.2	5.91	3.1	SR4	7/10/2014 15:46	29.06	84.5	5.77	3.3	SR4	7/10/2014 21:46	28.91	83.9	5.73	6.0
SR4	7/10/2014 3:51	28.95	84.9	5.81	4.2	SR4	7/10/2014 9:51	28.92	86.1	5.90	2.9	SR4	7/10/2014 15:51	29.09	85.6	5.84	3.1	SR4	7/10/2014 21:51	28.91	83.7	5.72	5.7
SR4	7/10/2014 3:56	28.95	84.5	5.78	4.5	SR4	7/10/2014 9:56	28.90	86.0	5.90	2.9	SR4	7/10/2014 15:56	29.09	85.7	5.85	3.1	SR4	7/10/2014 21:56	28.91	83.4	5.70	5.2
SR4	7/10/2014 4:01	28.95	84.3	5.77	4.4	SR4	7/10/2014 10:01	28.91	86.6	5.94	2.5	SR4	7/10/2014 16:01	29.09	86.5	5.90	3.2	SR4	7/10/2014 22:01	28.90	84.5	5.77	6.6
SR4	7/10/2014 4:06	28.95	84.4	5.78	5.0	SR4	7/10/2014 10:06	28.93	87.0	5.95	4.2	SR4	7/10/2014 16:06	29.16	86.4	5.89	2.9	SR4	7/10/2014 22:06	28.90	83.3	5.69	5.2
SR4	7/10/2014 4:11	28.91	83.7	5.73	3.9	SR4	7/10/2014 10:11	28.92	86.0	5.90	2.6	SR4	7/10/2014 16:11	29.13	85.9	5.86	3.1	SR4	7/10/2014 22:11	28.90	82.7	5.65	4.8
SR4	7/10/2014 4:16	28.91	84.0	5.75	4.5	SR4	7/10/2014 10:16	28.93	86.3	5.92	4.3	SR4	7/10/2014 16:16	29.00	85.2	5.83	2.9	SR4	7/10/2014 22:16	28.90	83.4	5.65	4.8
SR4	7/10/2014 4:21	28.94	85.3	5.84	5.0	SR4	7/10/2014 10:21	28.94	86.0	5.90	2.8	SR4	7/10/2014 16:21	29.10	85.9	5.84	4.7	SR4	7/10/2014 22:21	28.90	83.2	5.64	5.4
SR4	7/10/2014 4:26	28.94	85.3	5.84	4.6	SR4	7/10/2014 10:26	28.92	86.0	5.90	2.8	SR4	7/10/2014 16:26	29.06	86.2	5.89	2.7	SR4	7/10/2014 22:26	28.90	82.6	5.60	5.0
SR4	7/10/2014 4:31	28.93	85.2	5.83	4.4	SR4	7/10/2014 10:31	28.93	85.7	5.87	2.7	SR4	7/10/2014 16:31	29.07	88.0	6.01	2.7	SR4	7/10/2014 22:31	28.90	82.6	5.60	5.9
SR4	7/10/2014 4:36	28.93	85.6	5.86	4.3	SR4	7/10/2014 10:36	28.94	85.5	5.86	3.1	SR4	7/10/2014 16:36	29.08	86.3	5.89	3.5	SR4	7/10/2014 22:36	28.91	82.9	5.62	6.0
SR4	7/10/2014 4:41	28.89	85.5	5.85	4.3	SR4	7/10/2014 10:41	28.95	85.7	5.87	2.5	SR4	7/10/2014 16:41	29.09	87.3	5.96	3.8	SR4	7/10/2014 22:41	28.90	83.8	5.68	5.9
SR4	7/10/2014 4:46	28.88	85.3	5.84	4.6	SR4	7/10/2014 10:46	28.95	86.2	5.86	3.0	SR4	7/10/2014 16:46	29.10	86.1	5.88	3.5	SR4	7/10/2014 22:46	28.89	82.3	5.58	4.1
SR4	7/10/2014 4:51	28.88	84.7	5.81	5.0	SR4	7/10/2014 10:51	28.94	85.3	5.84	2.8	SR4	7/10/2014 16:51	29.10	86.1	5.88	3.4	SR4	7/10/2014 22:51	28.87	83.8	5.70	4.9
SR4	7/10/2014 4:56	28.87	85.1	5.83	5.0	SR4	7/10/2014 10:56	28.94	85.3	5.84	2.8	SR4	7/10/2014 16:56	29.07	87.8	5.99	2.6	SR4	7/10/2014 22:56	28.87	83.5	5.71	4.3
SR4	7/10/2014 5:01	28.88	84.7	5.80	4.5	SR4	7/10/2014 11:01	28.95	85.1	5.82	3.2	SR4	7/10/2014 17:01	29.09	87.5	5.97	3.6	SR4	7/10/2014 23:01	28.87	84.0	5.74	4.5
SR4	7/10/2014 5:06	28.88	84.3	5.77	4.8	SR4	7/10/2014 11:06	28.92	84.5	5.80	3.6	SR4	7/10/2014 17:06	29.06	88.2	6.03	3.2	SR4	7/10/2014 23:06	28.87	84.2	5.75	5.7
SR4	7/10/2014 5:11	28.87	84.8	5.81	4.8	SR4	7/10/2014 11:11	28.92	84.4	5.79	4.4	SR4	7/10/2014 17:11	29.02	87.9	6.01	4.8	SR4	7/10/2014 23:11	28.88	83.6	5.71	4.8
SR4	7/10/2014 5:16	28.88	84.5	5.77	4.0	SR4	7/10/2014 11:16	28.94	84.6	5.80	3.8	SR4	7/10/2014 17:16	29.03	87.5	5.98	4.4	SR4	7/10/2014 23:16	28.87	84.4	5.77	4.9
SR4	7/10/2014 5:21	28.87	84.3	5.77	4.2	SR4	7/10/2014 11:21	28.93	84.5	5.79	4.4	SR4	7/10/2014 17:21	29.02	87.4	5.97	4.6	SR4	7/10/2014 23:21	28.87	84.3	5.74	6.5
SR4	7/10/2014 5:26	28.87	84.3	5.77	4.5	SR4	7/10/2014 11:26	28.93	84.4	5.78	6.0	SR4	7/10/2014 17:26	28.99	87.2	5.96	5.8	SR4	7/10/2014 23:26	28.87	84.4	5.77	4.5
SR4	7/10/2014 5:31	28.86	84.4	5.78	4.1	SR4	7/10/2014 11:31	28.94	84.3	5.77	5.7	SR4	7/10/2014 17:31	28.99	87.3	5.93	6.9	SR4	7/10/2014 23:31	28.87	84.5	5.78	4.6
SR4	7/10/2014 5:36	28.86	84.9	5.82	5.0	SR4	7/10/2014 11:36	28.95	84.6	5.79	5.0	SR4	7/10/2014 17:36	28.99	87.3	5.97	6.5	SR4	7/10/2014 23:36	28.87	83.9	5.74	4.8
SR4	7/10/2014 5:41	28.87	84.9	5.81	4.4	SR4	7/10/2014 11:41	28.95	84.5	5.79	4.4	SR4	7/10/2014 17:41	28.99	87.1	5.94	7.2	SR4	7/10/2014 23:41	28.87	83.8	5.74	4.6
SR4	7/10/2014 5:46	28.87	84.6	5.80	4.2	SR4	7/10/2014 11:46	28.97	84.8	5.81	4.2	SR4	7/10/2014 17:46	28.97	87.0	5.95	5.3	SR4	7/10/2014 23:46	28.87	83.4	5.71	4.6
SR4	7/10/2014 5:51	28.86	84.2	5.77	3.9	SR4	7/10/2014 11:51	29.00	84.6	5.79	3.9	SR4	7/10/2014 17:51	28.97	86.7	5.93	5.6	SR4	7/10/2014 23:51	28.87	83.3	5.71	4.6
SR4	7/10/2014 5:56	28.86	83.7	5.73	3.6	SR4	7/10/2014 11:56	29.04	84.8	5.80	2.9	SR4	7/10/2014 17:56	28.97	86.7	5.93	5.4	SR4	7/10/2014 23:56	28.87	84.0	5.74	4.6

Station	Timestamp	Temp (° C)	DO (%)	DO (mg/L)	Tur (NTU)	Station	Timestamp	Temp (° C)	DO (%)	DO (mg/L)	Tur (NTU)	Station	Timestamp	Temp (° C)	DO (%)	DO (mg/L)	Tur (NTU)	Station	Timestamp	Temp (°C)	DO (%)	DO (mg/L)	Tur (NTU)
SR5	7/10/2014 0:00	29.04	74.6	**4.83**	4.9	SR5	7/10/2014 6:00	28.94	72.5	**4.71**	5.6	SR5	7/10/2014 12:00	29.01	75.5	**4.89**	4.2	SR5	7/10/2014 18:00	29.04	76.7	**4.99**	3.9
SR5	7/10/2014 0:05	29.03	74.8	**4.85**	4.1	SR5	7/10/2014 6:05	28.94	72.4	**4.70**	5.4	SR5	7/10/2014 12:05	29.00	76.0	**4.92**	4.0	SR5	7/10/2014 18:05	29.06	76.1	**4.95**	3.3
SR5	7/10/2014 0:10	29.04	74.6	**4.83**	4.8	SR5	7/10/2014 6:10	28.94	72.6	**4.71**	5.6	SR5	7/10/2014 12:10	29.01	76.2	**4.93**	4.1	SR5	7/10/2014 18:10	29.05	76.2	**4.95**	3.8
SR5	7/10/2014 0:15	29.02	75.5	**4.90**	3.8	SR5	7/10/2014 6:15	28.95	72.2	**4.68**	5.8	SR5	7/10/2014 12:15	29.01	77.0	**4.99**	3.9	SR5	7/10/2014 18:15	29.04	76.1	**4.94**	4.0
SR5	7/10/2014 0:20	28.93	76.6	**4.98**	3.7	SR5	7/10/2014 6:20	28.96	72.0	**4.67**	5.5	SR5	7/10/2014 12:20	29.03	78.2	**5.07**	3.2	SR5	7/10/2014 18:20	29.04	76.4	**4.96**	4.6
SR5	7/10/2014 0:25	28.83	77.4	**5.05**	3.8	SR5	7/10/2014 6:25	28.95	71.8	**4.66**	5.9	SR5	7/10/2014 12:25	29.03	79.3	**5.15**	3.3	SR5	7/10/2014 18:25	29.03	75.7	**4.91**	4.9
SR5	7/10/2014 0:30	28.82	77.3	**5.05**	3.6	SR5	7/10/2014 6:30	28.94	71.5	**4.64**	5.1	SR5	7/10/2014 12:30	29.03	80.7	**5.24**	3.3	SR5	7/10/2014 18:30	29.04	73.5	**4.77**	4.1
SR5	7/10/2014 0:35	28.75	77.9	**5.10**	3.7	SR5	7/10/2014 6:35	28.94	71.7	**4.65**	5.0	SR5	7/10/2014 12:35	29.01	81.3	**5.29**	3.2	SR5	7/10/2014 18:35	29.04	74.2	**4.82**	3.8
SR5	7/10/2014 0:40	28.73	78.1	**5.11**	3.4	SR5	7/10/2014 6:40	28.95	71.7	**4.65**	5.1	SR5	7/10/2014 12:40	29.01	81.4	**5.30**	3.7	SR5	7/10/2014 18:40	29.03	73.8	**4.79**	5.0
SR5	7/10/2014 0:45	28.75	78.3	**5.12**	3.5	SR5	7/10/2014 6:45	28.95	71.3	**4.63**	4.8	SR5	7/10/2014 12:45	29.06	81.6	**5.30**	2.6	SR5	7/10/2014 18:45	29.03	74.5	**4.83**	5.3
SR5	7/10/2014 0:50	28.80	78.4	**5.13**	3.6	SR5	7/10/2014 6:50	28.96	71.3	**4.62**	5.3	SR5						SR5	7/10/2014 18:50	29.03	74.8	**4.84**	5.2
SR5	7/10/2014 0:55	28.90	77.8	**5.07**	3.7	SR5	7/10/2014 6:55	28.94	71.4	**4.63**	4.5	SR5						SR5	7/10/2014 18:55	29.03	74.2	**4.81**	5.0
SR5	7/10/2014 1:00	28.94	77.4	**5.05**	3.6	SR5	7/10/2014 7:00	28.93	71.2	**4.62**	4.5	SR5	7/10/2014 13:00	29.07	80.9	**5.25**	3.0	SR5	7/10/2014 19:00	29.03	73.5	**4.77**	4.9
SR5	7/10/2014 1:05	28.97	77.2	**5.03**	3.3	SR5	7/10/2014 7:05	28.96	71.5	**4.64**	5.0	SR5	7/10/2014 13:05	29.01	82.3	**5.35**	2.9	SR5	7/10/2014 19:05	29.02	73.5	**4.76**	5.1
SR5	7/10/2014 1:10	28.84	77.7	**5.08**	3.5	SR5	7/10/2014 7:10	28.95	71.3	**4.62**	4.9	SR5	7/10/2014 13:10	29.06	82.2	**5.34**	2.3	SR5	7/10/2014 19:10	29.01	74.0	**4.79**	6.3
SR5	7/10/2014 1:15	28.77	78.1	**5.11**	4.4	SR5	7/10/2014 7:15	28.94	70.8	**4.59**	4.9	SR5	7/10/2014 13:15	29.06	82.4	**5.37**	3.2	SR5	7/10/2014 19:15	29.01	74.1	**4.80**	6.7
SR5	7/10/2014 1:20	28.76	78.0	**5.11**	4.6	SR5	7/10/2014 7:20	28.95	71.0	**4.60**	5.6	SR5	7/10/2014 13:20	29.06	82.1	**5.34**	2.9	SR5	7/10/2014 19:20	29.01	74.3	**4.81**	7.1
SR5	7/10/2014 1:25	28.79	78.2	**5.12**	4.7	SR5	7/10/2014 7:25	28.89	69.7	**4.52**	4.2	SR5	7/10/2014 13:25	29.06	82.1	**5.34**	2.7	SR5	7/10/2014 19:25	29.01	73.9	**4.79**	6.2
SR5	7/10/2014 1:30	28.79	77.7	**5.09**	4.5	SR5	7/10/2014 7:30	28.95	71.1	**4.61**	4.8	SR5	7/10/2014 13:30	29.06	82.1	**5.34**	3.5	SR5	7/10/2014 19:30	29.01	73.5	**4.76**	5.8
SR5	7/10/2014 1:35	28.75	77.8	**5.10**	4.4	SR5	7/10/2014 7:35	28.93	71.0	**4.60**	4.9	SR5	7/10/2014 13:35	29.06	82.0	**5.33**	3.7	SR5	7/10/2014 19:35	29.00	74.7	**4.83**	6.9
SR5	7/10/2014 1:40	28.79	77.9	**5.10**	5.0	SR5	7/10/2014 7:40	28.94	71.1	**4.61**	4.8	SR5	7/10/2014 13:40	29.07	81.6	**5.31**	2.9	SR5	7/10/2014 19:40	29.00	74.3	**4.81**	7.4
SR5	7/10/2014 1:45	28.80	77.6	**5.08**	4.9	SR5	7/10/2014 7:45	28.96	71.4	**4.62**	5.8	SR5	7/10/2014 13:45	29.07	81.3	**5.29**	3.3	SR5	7/10/2014 19:45	29.00	74.3	**4.80**	6.6
SR5	7/10/2014 1:50	28.95	77.6	**5.07**	3.9	SR5	7/10/2014 7:50	28.96	71.6	**4.64**	5.0	SR5	7/10/2014 13:50	29.07	80.9	**5.26**	3.2	SR5	7/10/2014 19:50	29.00	73.8	**4.77**	6.2
SR5	7/10/2014 1:55	28.92	77.4	**5.06**	3.8	SR5	7/10/2014 7:55	28.97	70.6	**4.57**	5.3	SR5	7/10/2014 13:55	29.08	80.5	**5.24**	2.6	SR5	7/10/2014 19:55	29.00	73.3	**4.74**	**8.3**
SR5	7/10/2014 2:00	28.92	76.4	**4.99**	4.5	SR5	7/10/2014 8:00	28.94	70.6	**4.57**	5.5	SR5	7/10/2014 14:00	29.07	80.4	**5.23**	3.5	SR5	7/10/2014 20:00	28.99	73.6	**4.76**	7.3
SR5	7/10/2014 2:05	28.91	75.9	**4.96**	4.3	SR5	7/10/2014 8:05	28.93	69.3	**4.49**	4.6	SR5	7/10/2014 14:05	29.07	81.1	**5.28**	3.0	SR5	7/10/2014 20:05	29.00	73.0	**4.72**	6.5
SR5	7/10/2014 2:10	28.88	76.8	**5.03**	4.1	SR5	7/10/2014 8:10	28.88	69.7	**4.52**	4.1	SR5	7/10/2014 14:10	29.08	80.8	**5.26**	2.5	SR5	7/10/2014 20:10	28.99	72.7	**4.70**	6.6
SR5	7/10/2014 2:15	28.88	76.5	**5.00**	4.1	SR5	7/10/2014 8:15	28.91	68.7	**4.45**	4.7	SR5	7/10/2014 14:15	29.10	81.8	**5.32**	2.7	SR5	7/10/2014 20:15	28.99	72.5	**4.69**	5.7
SR5	7/10/2014 2:20	28.89	76.5	**5.00**	4.5	SR5	7/10/2014 8:20	28.92	68.5	**4.43**	4.1	SR5	7/10/2014 14:20	29.10	82.2	**5.35**	2.6	SR5	7/10/2014 20:20	28.99	72.7	**4.70**	5.9
SR5	7/10/2014 2:25	28.90	76.4	**5.00**	4.5	SR5	7/10/2014 8:25	28.94	69.8	**4.52**	4.8	SR5	7/10/2014 14:25	29.14	82.6	**5.37**	2.0	SR5	7/10/2014 20:25	28.98	72.3	**4.67**	5.6
SR5	7/10/2014 2:30	28.85	75.2	**4.92**	3.6	SR5	7/10/2014 8:30	28.97	71.6	**4.63**	4.0	SR5	7/10/2014 14:30	29.07	80.0	**5.21**	3.5	SR5	7/10/2014 20:30	28.99	72.5	**4.69**	5.7
SR5	7/10/2014 2:35	28.87	75.4	**4.93**	4.2	SR5	7/10/2014 8:35	28.97	71.6	**4.63**	4.7	SR5	7/10/2014 14:35	29.11	80.0	**5.20**	4.6	SR5	7/10/2014 20:35	28.98	72.0	**4.65**	5.5
SR5	7/10/2014 2:40	28.86	74.3	**4.86**	3.8	SR5	7/10/2014 8:40	28.97	71.4	**4.62**	4.8	SR5	7/10/2014 14:40	29.13	80.7	**5.25**	4.0	SR5	7/10/2014 20:40	28.99	72.2	**4.67**	5.7
SR5	7/10/2014 2:45	28.88	75.4	**4.93**	4.2	SR5	7/10/2014 8:45	28.95	70.7	**4.57**	4.3	SR5	7/10/2014 14:45	29.13	81.7	**5.32**	3.9	SR5	7/10/2014 20:45	28.99	72.6	**4.69**	6.2
SR5	7/10/2014 2:50	28.86	75.8	**4.96**	4.2	SR5	7/10/2014 8:50	28.96	71.0	**4.59**	5.2	SR5	7/10/2014 14:50	29.18	83.5	5.43	3.0	SR5	7/10/2014 20:50	28.99	72.2	**4.67**	5.6
SR5	7/10/2014 2:55	28.88	75.4	**4.93**	4.6	SR5	7/10/2014 8:55	28.96	71.1	**4.60**	4.7	SR5	7/10/2014 14:55	29.15	82.0	**5.34**	2.9	SR5	7/10/2014 20:55	28.99	72.5	**4.68**	6.4
SR5	7/10/2014 3:00	28.82	76.4	**5.00**	4.4	SR5	7/10/2014 9:00	28.97	70.9	**4.58**	5.7	SR5	7/10/2014 15:00	29.19	82.7	**5.38**	2.7	SR5	7/10/2014 21:00	28.99	72.2	**4.66**	5.7
SR5	7/10/2014 3:05	28.82	76.3	**5.00**	4.6	SR5	7/10/2014 9:05	28.97	71.0	**4.59**	4.3	SR5	7/10/2014 15:05	29.19	81.9	**5.33**	2.7	SR5	7/10/2014 21:05	28.98	73.3	**4.73**	6.4
SR5	7/10/2014 3:10	28.85	76.3	**5.00**	4.9	SR5	7/10/2014 9:10	28.97	71.2	**4.60**	5.1	SR5	7/10/2014 15:10	29.19	82.5	**5.37**	2.7	SR5	7/10/2014 21:10	28.98	72.5	**4.68**	5.6
SR5	7/10/2014 3:15	28.82	74.3	**4.87**	4.1	SR5	7/10/2014 9:15	28.98	70.6	**4.56**	4.6	SR5	7/10/2014 15:15	29.17	82.4	**5.36**	2.3	SR5	7/10/2014 21:15	28.98	70.6	**4.56**	5.4
SR5	7/10/2014 3:20	28.84	74.3	**4.86**	4.2	SR5	7/10/2014 9:20	28.98	70.7	**4.57**	4.3	SR5	7/10/2014 15:20	29.17	82.1	**5.34**	2.7	SR5	7/10/2014 21:20	28.98	72.8	**4.70**	6.4
SR5	7/10/2014 3:25	28.84	74.4	**4.87**	4.3	SR5	7/10/2014 9:25	28.97	70.7	**4.57**	4.5	SR5	7/10/2014 15:25	29.17	81.7	**5.32**	2.7	SR5	7/10/2014 21:25	28.98	73.0	**4.71**	5.8
SR5	7/10/2014 3:30	28.83	74.0	**4.84**	4.3	SR5	7/10/2014 9:30	28.97	71.2	**4.60**	5.4	SR5	7/10/2014 15:30	29.17	81.6	**5.31**	2.4	SR5	7/10/2014 21:30	28.98	73.5	**4.74**	6.2
SR5	7/10/2014 3:35	28.79	74.5	**4.88**	4.2	SR5	7/10/2014 9:35	28.97	71.1	**4.59**	5.1	SR5	7/10/2014 15:35	29.14	81.2	**5.28**	3.7	SR5	7/10/2014 21:35	28.98	73.0	**4.71**	5.0
SR5	7/10/2014 3:40	28.78	73.7	**4.83**	4.1	SR5	7/10/2014 9:40	28.97	71.0	**4.59**	4.1	SR5	7/10/2014 15:40	29.14	80.4	**5.23**	3.0	SR5	7/10/2014 21:40	28.98	73.4	**4.74**	5.5
SR5	7/10/2014 3:45	28.74	74.3	**4.87**	3.5	SR5	7/10/2014 9:45	28.96	71.8	**4.64**	5.3	SR5	7/10/2014 15:45	29.17	80.8	**5.25**	2.2	SR5	7/10/2014 21:45	28.98	73.3	**4.73**	5.0
SR5	7/10/2014 3:50	28.74	76.8	**5.04**	3.7	SR5	7/10/2014 9:50	28.96	71.7	**4.63**	4.8	SR5	7/10/2014 15:50	29.17	80.8	**5.26**	2.2	SR5	7/10/2014 21:50	28.97	72.2	**4.66**	4.8
SR5	7/10/2014 3:55	28.78	77.6	**5.09**	3.4	SR5	7/10/2014 9:55	28.96	72.6	**4.69**	5.7	SR5	7/10/2014 15:55	29.16	80.3	**5.23**	2.3	SR5	7/10/2014 21:55	28.97	72.8	**4.70**	4.8
SR5	7/10/2014 4:00	28.77	77.2	**5.06**	3.6	SR5	7/10/2014 10:00	28.97	71.6	**4.62**	4.5	SR5	7/10/2014 16:00	29.16	79.8	**5.19**	2.4	SR5	7/10/2014 22:00	28.97	72.7	**4.69**	5.6
SR5	7/10/2014 4:05	28.78	76.3	**5.00**	3.7	SR5	7/10/2014 10:05	28.93	74.8	**4.84**	4.1	SR5	7/10/2014 16:05	29.17	79.6	**5.18**	2.4	SR5	7/10/2014 22:05	28.97	72.1	**4.65**	5.1
SR5	7/10/2014 4:10	28.82	75.0	**4.91**	4.5	SR5	7/10/2014 10:10	28.93	75.2	**4.87**	4.8	SR5	7/10/2014 16:10	29.18	78.8	**5.12**	2.2	SR5	7/10/2014 22:10	28.97	73.0	**4.71**	5.4
SR5	7/10/2014 4:15	28.80	73.1	**4.79**	4.1	SR5	7/10/2014 10:15	28.93	75.4	**4.88**	4.6	SR5	7/10/2014 16:15	29.18	79.2	**5.15**	2.0	SR5	7/10/2014 22:15	28.98	72.7	**4.69**	5.5
SR5	7/10/2014 4:20	28.77	73.7	**4.83**	4.0	SR5	7/10/2014 10:20	28.93	75.3	**4.87**	4.2	SR5	7/10/2014 16:20	29.18	78.8	**5.13**	2.0	SR5	7/10/2014 22:20	28.98	72.7	**4.69**	5.2
SR5	7/10/2014 4:25	28.78	74.1	**4.86**	3.8	SR5	7/10/2014 10:25	28.94	75.2	**4.86**	4.3	SR5	7/10/2014 16:25	29.17	78.9	**5.13**	2.2	SR5	7/10/2014 22:25	28.97	73.1	**4.72**	5.6
SR5	7/10/2014 4:30	28.76	74.8	**4.90**	4.1	SR5	7/10/2014 10:30	28.94	75.1	**4.86**	4.0	SR5	7/10/2014 16:30	29.15	79.5	**5.17**	2.8	SR5	7/10/2014 22:30	28.97	72.1	**4.65**	5.0
SR5	7/10/2014 4:35	28.83	74.4	**4.87**	3.8	SR5	7/10/2014 10:35	28.95	74.8	**4.84**	5.1	SR5	7/10/2014 16:35	29.15	78.1	**5.08**	2.5	SR5	7/10/2014 22:35	28.97	72.3	**4.66**	5.0
SR5	7/10/2014 4:40	28.87	73.6	**4.81**	4.5	SR5	7/10/2014 10:40	28.95	75.0	**4.86**	5.8	SR5	7/10/2014 16:40	29.15	78.6	**5.11**	2.8	SR5	7/10/2014 22:40	28.96	73.2	**4.72**	5.1
SR5	7/10/2014 4:45	28.84	73.4	**4.80**	4.4	SR5	7/10/2014 10:45	28.96	75.4	**4.88**	4.4	SR5	7/10/2014 16:45	29.13	79.2	**5.16**	3.3	SR5	7/10/2014 22:45	28.97	72.6	**4.68**	6.0
SR5	7/10/2014 4:50	28.86	73.8	**4.82**	4.2	SR5	7/10/2014 10:50	28.95	75.3	**4.87**	4.3	SR5	7/10/2014 16:50	29.07	78.3	**5.10**	3.4	SR5	7/10/2014 22:50	28.93	76.4	**4.94**	5.9
SR5	7/10/2014 4:55	28.89	74.2	**4.85**	4.8	SR5	7/10/2014 10:55	28.97	75.6	**4.89**	4.2	SR5	7/10/2014 16:55	29.09	78.7	**5.12**	2.8	SR5	7/10/2014 22:55	28.93	76.6	**4.95**	5.3
SR5	7/10/2014 5:00	28.92	74.0	**4.83**	4.3	SR5	7/10/2014 11:00	28.97	75.7	**4.90**	3.9	SR5	7/10/2014 17:00	29.09	78.0	**5.08**	2.8	SR5	7/10/2014 23:00	28.93	76.5	**4.94**	5.4
SR5	7/10/2014 5:05	28.88	73.3	**4.79**	4.4	SR5	7/10/2014 11:05	28.98	75.8	**4.91**	3.0	SR5	7/10/2014 17:05	29.10	77.6	**5.05**	2.3	SR5	7/10/2014 23:05	28.92	76.1	**4.92**	5.4
SR5	7/10/2014 5:10	28.87	72.8	**4.76**	4.3	SR5	7/10/2014 11:10	28.97	75.4	**4.88**	3.6	SR5	7/10/2014 17:10	29.09	76.8	**5.00**	2.5	SR5	7/10/2014 23:10	28.92	76.2	**4.93**	5.7
SR5	7/10/2014 5:15	28.78	72.5	**4.75**	4.1	SR5	7/10/2014 11:15	29.00	75.8	**4.91**	2.9	SR5	7/10/2014 17:15	29.07	77.0	**5.01**	2.7	SR5	7/10/2014 23:15	28.92	76.2	**4.92**	6.1
SR5	7/10/2014 5:20	28.81	72.9	**4.77**	4.8	SR5	7/10/2014 11:20	28.99	75.2	**4.87**	4.5	SR5	7/10/2014 17:20	29.08	76.1	**4.95**	2.9	SR5	7/10/2014 23:20	28.93	76.0	**4.91**	6.4
SR5	7/10/2014 5:25	28.90	72.9	**4.75**	5.4	SR5	7/10/2014 11:25	28.99	74.9	**4.85**	4.2	SR5	7/10/2014 17:25	29.06	75.7	**4.92**	3.5	SR5	7/10/2014 23:25	28.92	76.1	**4.92**	5.8
SR5	7/10/2014 5:30	28.91	72.9	**4.75**	5.3	SR5	7/10/2014 11:30	28.98	74.7	**4.84**	6.2	SR5	7/10/2014 17:30	29.08	76.6	**4.98**	2.3	SR5	7/10/2014 23:30	28.92	76.2	**4.93**	5.4
SR5	7/10/2014 5:35	28.92	72.9	**4.75**	4.8	SR5	7/10/2014 11:35	28.98	74.8	**4.84**	4.8	SR5	7/10/2014 17:35	29.05	77.0	**5.02**	2.3	SR5	7/10/2014 23:35	28.91	76.7	**4.96**	4.8
SR5	7/10/2014 5:40	28.92	72.8	**4.73**	4.9	SR5	7/10/2014 11:40	29.02	75.8	**4.91**	3.1	SR5	7/10/2014 17:40	29.04	77.6	**5.05**	2.8	SR5	7/10/2014 23:40	28.93	76.5	**4.95**	5.2
SR5	7/10/2014 5:45	28.93	73.0	**4.74**	5.4	SR5	7/10/2014 11:45	29.01	75.1	**4.86**	4.3	SR5	7/10/2014 17:45	29.05	76.8	**5.00**	2.7	SR5	7/10/2014 23:45	28.91	76.4	**4.94**	3.6
SR5	7/10/2014 5:50	28.94	72.9	**4.73**	5.9	SR5	7/10/2014 11:50	29.00	75.8	**4.91**	3.7	SR5	7/10/2014 17:50	29.04	76.7	**4.99**	3.3	SR5	7/10/2014 23:50	28.94	76.5	**4.95**	4.8
SR5	7/10/2014 5:55	28.95	72.8	**4.72**	6.1	SR5	7/10/2014 11:55	29.00	75.8	**4.91**	4.4	SR5	7/10/2014 17:55	29.06	76.9	**5.00**	3.4	SR5	7/10/2014 23:55	28.91	76.7	**4.97**	3.8

Station	Timestamp	Temp (° C)	DO (%)	DO (mg/L)	Tur (NTU)	Station	Timestamp	Temp (° C)	DO (%)	DO (mg/L)	Tur (NTU)	Station	Timestamp	Temp (° C)	DO (%)	DO (mg/L)	Tur (NTU)	Station	Timestamp	Temp (°C)	DO (%)	DO (mg/L)	Tur (NTU)
SR9	7/10/2014 0:00	28.70	128.5	8.30	3.2	SR9	7/10/2014 6:00	28.40	94.6	6.15	**5.0**	SR9	7/10/2014 12:00	28.56	117.6	7.59	3.2	SR9	7/10/2014 18:00	28.71	112.2	7.21	**6.9**
SR9	7/10/2014 0:05	28.70	127.2	8.22	3.4	SR9	7/10/2014 6:05	28.40	95.4	6.20	4.5	SR9	7/10/2014 12:05	28.60	118.2	7.62	3.6	SR9	7/10/2014 18:05	28.69	111.8	7.19	**6.5**
SR9	7/10/2014 0:10	28.69	126.7	8.19	3.2	SR9	7/10/2014 6:10	28.40	94.5	6.14	4.4	SR9	7/10/2014 12:10	28.60	119.6	7.71	3.7	SR9	7/10/2014 18:10	28.66	110.5	7.10	**6.6**
SR9	7/10/2014 0:15	28.68	126.5	8.18	3.3	SR9	7/10/2014 6:15	28.42	94.4	6.14	4.5	SR9	7/10/2014 12:15	28.59	119.8	7.73	3.6	SR9	7/10/2014 18:15	28.68	109.1	7.01	**7.4**
SR9	7/10/2014 0:20	28.66	126.9	8.20	3.4	SR9	7/10/2014 6:20	28.39	94.0	6.12	4.7	SR9	7/10/2014 12:20	28.60	120.0	7.74	3.3	SR9	7/10/2014 18:20	28.70	108.7	6.99	**7.5**
SR9	7/10/2014 0:25	28.64	125.5	8.11	2.9	SR9	7/10/2014 6:25	28.38	93.8	6.10	4.5	SR9	7/10/2014 12:25	28.64	119.9	7.73	3.6	SR9	7/10/2014 18:25	28.68	108.0	6.94	**7.3**
SR9	7/10/2014 0:30	28.66	125.1	8.09	3.1	SR9	7/10/2014 6:30	28.42	93.4	6.07	4.7	SR9	7/10/2014 12:30	28.59	120.7	7.79	3.8	SR9	7/10/2014 18:30	28.69	108.1	6.95	**8.4**
SR9	7/10/2014 0:35	28.67	123.1	7.96	3.5	SR9	7/10/2014 6:35	28.39	93.4	6.07	**4.9**	SR9	7/10/2014 12:35	28.58	120.6	7.78	3.6	SR9	7/10/2014 18:35	28.65	107.9	6.95	**7.9**
SR9	7/10/2014 0:40	28.65	123.4	7.98	3.2	SR9	7/10/2014 6:40	28.39	92.9	6.03	**4.8**	SR9	7/10/2014 12:40	28.65	121.4	7.83	3.2	SR9	7/10/2014 18:40	28.66	108.7	6.99	**8.7**
SR9	7/10/2014 0:45	28.67	121.4	7.85	3.4	SR9	7/10/2014 6:45	28.48	91.1	**5.91**	**5.7**	SR9	7/10/2014 12:45	28.68	122.0	7.86	3.3	SR9	7/10/2014 18:45	28.65	107.7	6.93	**7.3**
SR9	7/10/2014 0:50	28.65	120.7	7.80	3.4	SR9	7/10/2014 6:50	28.38	91.7	**5.96**	**4.9**	SR9	7/10/2014 12:50	28.71	122.0	7.86	3.3	SR9	7/10/2014 18:50	28.62	107.2	6.91	**7.2**
SR9	7/10/2014 0:55	28.64	121.3	7.85	2.9	SR9	7/10/2014 6:55	28.38	92.9	6.04	**5.6**	SR9	7/10/2014 12:55	28.62	122.7	7.91	3.5	SR9	7/10/2014 18:55	28.58	110.1	7.09	**7.2**
SR9	7/10/2014 1:00	28.63	119.2	7.71	3.6	SR9	7/10/2014 7:00	28.35	93.1	6.05	**4.9**	SR9	7/10/2014 13:00	28.65	122.7	7.91	3.6	SR9	7/10/2014 19:00	28.62	108.4	6.98	**7.3**
SR9	7/10/2014 1:05	28.65	119.0	7.69	3.4	SR9	7/10/2014 7:05	28.34	92.8	6.03	**5.5**	SR9	7/10/2014 13:05	28.68	122.8	7.91	3.8	SR9	7/10/2014 19:05	28.53	110.8	7.15	**6.6**
SR9	7/10/2014 1:10	28.62	119.4	7.73	3.2	SR9	7/10/2014 7:10	28.34	92.7	6.03	**4.9**	SR9	7/10/2014 13:10	28.66	124.1	8.00	3.5	SR9	7/10/2014 19:10	28.56	109.5	7.06	**6.7**
SR9	7/10/2014 1:15	28.61	120.3	7.78	3.3	SR9	7/10/2014 7:15	28.39	92.1	5.99	**5.5**	SR9	7/10/2014 13:15	28.70	123.9	7.98	3.5	SR9	7/10/2014 19:15	28.56	109.2	7.04	**6.8**
SR9	7/10/2014 1:20	28.61	118.4	7.66	3.8	SR9	7/10/2014 7:20	28.37	91.6	**5.95**	**5.2**	SR9	7/10/2014 13:20	28.69	124.1	7.99	3.5	SR9	7/10/2014 19:20	28.53	109.5	7.06	**6.0**
SR9	7/10/2014 1:25	28.59	117.2	7.58	3.9	SR9	7/10/2014 7:25	28.40	91.6	**5.95**	**4.9**	SR9	7/10/2014 13:25	28.69	123.9	7.98	3.7	SR9	7/10/2014 19:25	28.50	110.1	7.11	**5.5**
SR9	7/10/2014 1:30	28.61	114.0	7.37	4.5	SR9	7/10/2014 7:30	28.41	90.7	**5.89**	**5.8**	SR9	7/10/2014 13:30	28.72	123.8	7.97	4.2	SR9	7/10/2014 19:30	28.51	108.4	7.00	**5.4**
SR9	7/10/2014 1:35	28.61	111.1	7.19	4.7	SR9	7/10/2014 7:35	28.44	90.4	**5.87**	**5.6**	SR9	7/10/2014 13:35	28.79	123.5	7.94	3.7	SR9	7/10/2014 19:35	28.52	107.8	6.95	**5.7**
SR9	7/10/2014 1:40	28.60	110.3	7.14	**4.9**	SR9	7/10/2014 7:40	28.42	90.8	**5.90**	**5.3**	SR9	7/10/2014 13:40	28.83	124.1	7.98	3.7	SR9	7/10/2014 19:40	28.57	104.5	6.74	**5.9**
SR9	7/10/2014 1:45	28.61	109.5	7.09	**4.9**	SR9	7/10/2014 7:45	28.38	90.9	**5.91**	4.7	SR9	7/10/2014 13:45	28.76	120.5	7.75	4.0	SR9	7/10/2014 19:45	28.62	104.8	6.75	**6.4**
SR9	7/10/2014 1:50	28.60	108.8	7.04	**4.9**	SR9	7/10/2014 7:50	28.37	90.4	**5.87**	**5.2**	SR9	7/10/2014 13:50	28.91	126.0	8.09	3.9	SR9	7/10/2014 19:50	28.53	105.8	6.82	**5.6**
SR9	7/10/2014 1:55	28.59	108.7	7.03	**4.8**	SR9	7/10/2014 7:55	28.36	91.2	**5.92**	**4.9**	SR9	7/10/2014 13:55	28.92	126.0	8.08	3.5	SR9	7/10/2014 19:55	28.49	108.4	7.00	**5.1**
SR9	7/10/2014 2:00	28.59	108.1	7.00	4.7	SR9	7/10/2014 8:00	28.35	91.1	**5.92**	**4.9**	SR9	7/10/2014 14:00	28.91	126.1	8.09	3.6	SR9	7/10/2014 20:00	28.58	106.0	6.83	**5.8**
SR9	7/10/2014 2:05	28.56	107.2	6.98	4.6	SR9	7/10/2014 8:05	28.38	91.4	**5.94**	**4.9**	SR9	7/10/2014 14:05	28.87	126.2	8.10	3.2	SR9	7/10/2014 20:05	28.48	107.0	6.91	**4.8**
SR9	7/10/2014 2:10	28.58	106.7	6.95	4.7	SR9	7/10/2014 8:10	28.38	91.8	**5.96**	**5.0**	SR9	7/10/2014 14:10	28.86	124.1	7.96	3.5	SR9	7/10/2014 20:10	28.57	104.1	6.71	**6.0**
SR9	7/10/2014 2:15	28.56	108.0	7.04	4.4	SR9	7/10/2014 8:15	28.38	91.9	5.97	**4.8**	SR9	7/10/2014 14:15	28.86	121.9	7.83	3.5	SR9	7/10/2014 20:15	28.56	107.3	6.92	**4.8**
SR9	7/10/2014 2:20	28.54	107.6	7.01	4.2	SR9	7/10/2014 8:20	28.36	92.7	6.02	**5.2**	SR9	7/10/2014 14:20	28.85	121.8	7.82	3.6	SR9	7/10/2014 20:20	28.50	108.7	7.02	**5.0**
SR9	7/10/2014 2:25	28.51	106.8	6.97	4.2	SR9	7/10/2014 8:25	28.37	91.5	**5.95**	**5.0**	SR9	7/10/2014 14:25	28.82	124.1	7.97	3.4	SR9	7/10/2014 20:25	28.50	108.9	7.03	**4.9**
SR9	7/10/2014 2:30	28.53	106.5	6.95	4.3	SR9	7/10/2014 8:30	28.36	92.0	5.98	4.5	SR9	7/10/2014 14:30	28.81	125.6	8.07	3.7	SR9	7/10/2014 20:30	28.48	108.8	7.03	**5.1**
SR9	7/10/2014 2:35	28.54	105.6	6.89	4.5	SR9	7/10/2014 8:35	28.27	96.8	6.31	4.1	SR9	7/10/2014 14:35	28.80	128.3	8.25	3.7	SR9	7/10/2014 20:35	28.50	108.3	6.99	**5.1**
SR9	7/10/2014 2:40	28.54	104.2	6.78	4.4	SR9	7/10/2014 8:40	28.23	99.9	6.52	3.5	SR9	7/10/2014 14:40	28.79	131.1	8.42	3.7	SR9	7/10/2014 20:40	28.45	108.1	6.98	4.7
SR9	7/10/2014 2:45	28.54	102.7	6.67	4.4	SR9	7/10/2014 8:45	28.22	100.6	6.56	3.6	SR9	7/10/2014 14:45	28.79	132.9	8.54	3.6	SR9	7/10/2014 20:45	28.47	107.3	6.93	**5.0**
SR9	7/10/2014 2:50	28.57	101.6	6.59	**4.8**	SR9	7/10/2014 8:50	28.23	101.2	6.60	4.5	SR9	7/10/2014 14:50	28.78	133.1	8.55	3.4	SR9	7/10/2014 20:50	28.46	108.8	7.02	4.4
SR9	7/10/2014 2:55	28.54	101.8	6.61	4.7	SR9	7/10/2014 8:55	28.23	101.1	6.59	3.8	SR9	7/10/2014 14:55	28.78	133.9	8.61	3.5	SR9	7/10/2014 20:55	28.51	108.5	7.00	**4.8**
SR9	7/10/2014 3:00	28.51	102.0	6.63	4.4	SR9	7/10/2014 9:00	28.24	101.0	6.59	3.9	SR9	7/10/2014 15:00	28.77	133.3	8.57	3.6	SR9	7/10/2014 21:00	28.48	108.6	7.00	**4.9**
SR9	7/10/2014 3:05	28.52	101.5	6.60	**5.2**	SR9	7/10/2014 9:05	28.24	100.4	6.54	4.0	SR9	7/10/2014 15:05	28.75	133.8	8.60	3.8	SR9	7/10/2014 21:05	28.50	108.7	7.01	**5.0**
SR9	7/10/2014 3:10	28.50	100.8	6.55	4.5	SR9	7/10/2014 9:10	28.25	100.7	6.57	4.0	SR9	7/10/2014 15:10	28.72	132.0	8.49	3.8	SR9	7/10/2014 21:10	28.48	108.7	7.02	**4.8**
SR9	7/10/2014 3:15	28.51	101.9	6.62	4.6	SR9	7/10/2014 9:15	28.25	100.8	6.57	4.0	SR9	7/10/2014 15:15	28.71	133.3	8.58	4.0	SR9	7/10/2014 21:15	28.49	108.5	7.00	**4.8**
SR9	7/10/2014 3:20	28.49	104.6	6.80	4.5	SR9	7/10/2014 9:20	28.23	101.0	6.58	4.0	SR9	7/10/2014 15:20	28.71	132.2	8.51	3.7	SR9	7/10/2014 21:20	28.46	108.3	6.99	4.1
SR9	7/10/2014 3:25	28.51	104.1	6.77	4.6	SR9	7/10/2014 9:25	28.25	101.8	6.64	3.8	SR9	7/10/2014 15:25	28.85	127.3	8.16	3.3	SR9	7/10/2014 21:25	28.48	107.7	6.95	4.5
SR9	7/10/2014 3:30	28.50	105.0	6.83	4.4	SR9	7/10/2014 9:30	28.26	101.3	6.60	3.8	SR9	7/10/2014 15:30	28.82	126.1	8.09	3.7	SR9	7/10/2014 21:30	28.50	107.5	6.94	**5.0**
SR9	7/10/2014 3:35	28.49	106.4	6.91	**4.9**	SR9	7/10/2014 9:35	28.24	102.0	6.65	**5.0**	SR9	7/10/2014 15:35	28.85	124.3	7.98	3.7	SR9	7/10/2014 21:35	28.47	107.1	6.91	4.6
SR9	7/10/2014 3:40	28.48	106.7	6.94	4.0	SR9	7/10/2014 9:40	28.26	101.7	6.63	3.9	SR9	7/10/2014 15:40	28.88	123.6	7.92	4.6	SR9	7/10/2014 21:40	28.47	106.9	6.89	4.2
SR9	7/10/2014 3:45	28.50	107.4	6.98	4.2	SR9	7/10/2014 9:45	28.27	102.5	6.68	4.0	SR9	7/10/2014 15:45	28.87	121.9	7.81	3.9	SR9	7/10/2014 21:45	28.47	107.5	6.93	4.1
SR9	7/10/2014 3:50	28.52	106.9	6.93	4.3	SR9	7/10/2014 9:50	28.27	102.6	6.69	3.9	SR9	7/10/2014 15:50	28.84	121.3	7.78	3.7	SR9	7/10/2014 21:50	28.45	107.7	6.95	4.3
SR9	7/10/2014 3:55	28.51	105.9	6.87	4.1	SR9	7/10/2014 9:55	28.28	102.4	6.67	4.1	SR9	7/10/2014 15:55	28.86	119.2	7.64	4.3	SR9	7/10/2014 21:55	28.45	107.9	6.97	4.4
SR9	7/10/2014 4:00	28.49	105.6	6.86	3.8	SR9	7/10/2014 10:00	28.29	103.1	6.72	4.1	SR9	7/10/2014 16:00	28.83	120.0	7.70	4.4	SR9	7/10/2014 22:00	28.45	107.7	6.95	4.3
SR9	7/10/2014 4:05	28.48	104.7	6.80	3.7	SR9	7/10/2014 10:05	28.30	103.1	6.71	3.7	SR9	7/10/2014 16:05	28.83	121.9	7.82	4.4	SR9	7/10/2014 22:05	28.43	108.0	6.97	4.1
SR9	7/10/2014 4:10	28.51	103.2	6.70	3.8	SR9	7/10/2014 10:10	28.31	103.8	6.76	4.2	SR9	7/10/2014 16:10	28.83	121.5	7.80	4.1	SR9	7/10/2014 22:10	28.45	107.9	6.96	4.3
SR9	7/10/2014 4:15	28.47	102.8	6.68	4.0	SR9	7/10/2014 10:15	28.31	103.4	6.73	4.1	SR9	7/10/2014 16:15	28.83	123.1	7.90	3.8	SR9	7/10/2014 22:15	28.44	106.5	6.88	4.0
SR9	7/10/2014 4:20	28.44	102.5	6.66	3.8	SR9	7/10/2014 10:20	28.33	104.3	6.79	3.9	SR9	7/10/2014 16:20	28.79	123.5	7.93	3.6	SR9	7/10/2014 22:20	28.43	106.2	6.86	4.0
SR9	7/10/2014 4:25	28.42	101.9	6.63	3.9	SR9	7/10/2014 10:25	28.33	104.3	6.78	4.1	SR9	7/10/2014 16:25	28.81	123.0	7.89	3.7	SR9	7/10/2014 22:25	28.42	106.1	6.85	4.0
SR9	7/10/2014 4:30	28.41	102.8	6.68	3.9	SR9	7/10/2014 10:30	28.33	103.7	6.77	4.1	SR9	7/10/2014 16:30	28.79	122.5	7.86	4.0	SR9	7/10/2014 22:30	28.43	106.6	6.89	4.1
SR9	7/10/2014 4:35	28.43	102.4	6.66	3.9	SR9	7/10/2014 10:35	28.35	104.6	6.81	4.3	SR9	7/10/2014 16:35	28.77	120.1	7.71	4.2	SR9	7/10/2014 22:35	28.39	105.9	6.85	3.9
SR9	7/10/2014 4:40	28.40	101.7	6.62	4.7	SR9	7/10/2014 10:40	28.35	103.6	6.74	4.5	SR9	7/10/2014 16:40	28.78	124.8	8.01	4.4	SR9	7/10/2014 22:40	28.40	106.4	6.87	3.6
SR9	7/10/2014 4:45	28.40	101.4	6.60	4.6	SR9	7/10/2014 10:45	28.36	104.0	6.77	4.0	SR9	7/10/2014 16:45	28.76	121.3	7.79	4.2	SR9	7/10/2014 22:45	28.31	107.5	6.96	4.3
SR9	7/10/2014 4:50	28.37	102.3	6.66	**4.8**	SR9	7/10/2014 10:50	28.38	103.5	6.73	3.9	SR9	7/10/2014 16:50	28.77	123.2	7.91	4.1	SR9	7/10/2014 22:50	28.26	107.7	6.98	4.5
SR9	7/10/2014 4:55	28.37	101.9	6.64	4.4	SR9	7/10/2014 10:55	28.40	102.3	6.65	4.7	SR9	7/10/2014 16:55	28.76	122.8	7.88	4.0	SR9	7/10/2014 22:55	28.23	108.9	7.07	4.3
SR9	7/10/2014 5:00	28.39	101.2	6.58	**5.0**	SR9	7/10/2014 11:00	28.41	106.4	6.92	4.0	SR9	7/10/2014 17:00	28.78	121.8	7.82	4.3	SR9	7/10/2014 23:00	28.23	109.6	7.11	3.8
SR9	7/10/2014 5:05	28.38	100.5	6.54	**5.0**	SR9	7/10/2014 11:05	28.42	106.7	6.93	4.0	SR9	7/10/2014 17:05	28.78	121.6	7.81	3.7	SR9	7/10/2014 23:05	28.24	110.1	7.15	4.2
SR9	7/10/2014 5:10	28.43	99.9	6.50	4.7	SR9	7/10/2014 11:10	28.44	105.4	6.84	4.2	SR9	7/10/2014 17:10	28.75	120.4	7.73	3.7	SR9	7/10/2014 23:10	28.24	110.2	7.15	3.9
SR9	7/10/2014 5:15	28.39	99.4	6.47	4.2	SR9	7/10/2014 11:15	28.45	107.9	7.01	4.2	SR9	7/10/2014 17:15	28.75	119.9	7.70	4.4	SR9	7/10/2014 23:15	28.25	110.3	7.16	3.5
SR9	7/10/2014 5:20	28.44	98.7	6.43	4.7	SR9	7/10/2014 11:20	28.47	113.1	7.34	4.2	SR9	7/10/2014 17:20	28.75	119.8	7.70	4.0	SR9	7/10/2014 23:20	28.27	110.6	7.17	4.1
SR9	7/10/2014 5:25	28.44	98.0	6.38	4.7	SR9	7/10/2014 11:25	28.47	114.8	7.45	3.9	SR9	7/10/2014 17:25	28.74	117.0	7.52	**4.9**	SR9	7/10/2014 23:25	28.28	110.7	7.18	3.9
SR9	7/10/2014 5:30	28.41	97.9	6.40	4.6	SR9	7/10/2014 11:30	28.50	115.3	7.49	3.6	SR9	7/10/2014 17:30	28.73	113.4	7.28	**4.8**	SR9	7/10/2014 23:30	28.28	109.9	7.12	3.7
SR9	7/10/2014 5:35	28.41	97.4	6.33	**4.9**	SR9	7/10/2014 11:35	28.51	115.8	7.52	3.5	SR9	7/10/2014 17:35	28.73	114.8	7.37	4.4	SR9	7/10/2014 23:35	28.31	109.8	7.12	3.3
SR9	7/10/2014 5:40	28.41	96.2	6.25	4.5	SR9	7/10/2014 11:40	28.52	116.2	7.54	3.9	SR9	7/10/2014 17:40	28.70	113.4	7.28	4.4	SR9	7/10/2014 23:40	28.31	109.8	7.11	3.4
SR9	7/10/2014 5:45	28.39	95.3	6.20	4.2	SR9						SR9	7/10/2014 17:45	28.71	113.1	7.26	4.7	SR9	7/10/2014 23:45	28.31	110.0	7.13	3.1
SR9	7/10/2014 5:50	28.43	95.9	6.22	4.7	SR9						SR9	7/10/2014 17:50	28.72	112.4	7.22	**5.0**	SR9	7/10/2014 23:50	28.33	110.5	7.15	3.5
SR9	7/10/2014 5:55	28.44	95.6	6.21	4.7	SR9						SR9	7/10/2014 17:55	28.71	112.6	7.23	**5.9**	SR9	7/10/2014 23:55	28.30	109.8	7.12	3.6

Station	Timestamp	Temp (° C)	DO (%)	DO (mg/L)	Tur (NTU)	Station	Timestamp	Temp (° C)	DO (%)	DO (mg/L)	Tur (NTU)	Station	Timestamp	Temp (° C)	DO (%)	DO (mg/L)	Tur (NTU)	Station	Timestamp	Temp (°C)	DO (%)	DO (mg/L)	Tur (NTU)
SR10	7/10/2014 0:00	28.91	76.4	**4.96**	2.8	SR10	7/10/2014 6:00	28.71	83.5	**5.45**	2.9	SR10	7/10/2014 12:00	28.85	85.8	**5.59**	1.3	SR10	7/10/2014 18:00	28.85	85.1	**5.46**	0.9
SR10	7/10/2014 0:05	28.90	73.5	**4.77**	2.9	SR10	7/10/2014 6:05	28.72	77.2	**5.04**	2.6	SR10	7/10/2014 12:05	28.83	85.3	**5.56**	2.1	SR10	7/10/2014 18:05	28.85	83.2	**5.34**	0.7
SR10	7/10/2014 0:10	28.89	74.4	**4.83**	2.9	SR10	7/10/2014 6:10	28.75	81.9	**5.33**	3.3	SR10	7/10/2014 12:10	28.87	86.1	**5.61**	1.3	SR10	7/10/2014 18:10	28.84	84.0	**5.40**	0.9
SR10	7/10/2014 0:15	28.88	75.3	**4.90**	2.6	SR10	7/10/2014 6:15	28.70	83.9	**5.47**	3.0	SR10	7/10/2014 12:15	28.87	86.2	**5.61**	1.4	SR10	7/10/2014 18:15	28.84	83.5	**5.36**	0.9
SR10	7/10/2014 0:20	28.90	70.1	**4.55**	2.8	SR10	7/10/2014 6:20	28.70	81.3	**5.31**	2.7	SR10	7/10/2014 12:20	28.87	85.6	**5.57**	1.5	SR10	7/10/2014 18:20	28.84	82.2	**5.28**	1.1
SR10	7/10/2014 0:25	28.91	70.8	**4.60**	2.6	SR10	7/10/2014 6:25	28.73	79.9	**5.21**	2.8	SR10	7/10/2014 12:25	28.87	83.9	**5.46**	1.4	SR10	7/10/2014 18:25	28.84	86.4	**5.55**	1.4
SR10	7/10/2014 0:30	28.90	68.6	**4.45**	2.7	SR10	7/10/2014 6:30	28.72	82.5	**5.38**	4.3	SR10	7/10/2014 12:30	28.87	85.1	**5.54**	2.0	SR10	7/10/2014 18:30	28.85	84.9	**5.46**	0.8
SR10	7/10/2014 0:35	28.91	68.6	**4.46**	2.4	SR10	7/10/2014 6:35	28.70	82.4	**5.38**	3.4	SR10	7/10/2014 12:35	28.87	84.6	**5.51**	1.5	SR10	7/10/2014 18:35	28.83	85.9	**5.52**	1.1
SR10	7/10/2014 0:40	28.89	70.6	**4.59**	2.4	SR10	7/10/2014 6:40	28.70	81.9	**5.35**	2.9	SR10	7/10/2014 12:40	28.86	83.5	**5.44**	1.6	SR10	7/10/2014 18:40	28.85	86.5	**5.56**	1.4
SR10	7/10/2014 0:45	28.90	68.4	**4.44**	2.5	SR10	7/10/2014 6:45	28.70	80.1	**5.23**	3.0	SR10	7/10/2014 12:45	28.89	86.0	**5.60**	1.3	SR10	7/10/2014 18:45	28.83	86.4	**5.55**	1.2
SR10	7/10/2014 0:50	28.90	68.6	**4.45**	2.5	SR10	7/10/2014 6:50	28.72	82.0	**5.35**	3.3	SR10	7/10/2014 12:50	28.90	86.5	**5.62**	1.5	SR10	7/10/2014 18:50	28.82	83.3	**5.36**	1.1
SR10	7/10/2014 0:55	28.90	68.7	**4.46**	2.6	SR10	7/10/2014 6:55	28.71	81.2	**5.30**	3.3	SR10	7/10/2014 12:55	28.97	86.9	**5.65**	1.3	SR10	7/10/2014 18:55	28.82	84.1	**5.40**	1.4
SR10	7/10/2014 1:00	28.86	70.4	**4.58**	2.4	SR10	7/10/2014 7:00	28.71	82.9	**5.41**	4.2	SR10	7/10/2014 13:00	28.96	86.3	**5.61**	1.7	SR10	7/10/2014 19:00	28.81	83.2	**5.35**	1.6
SR10	7/10/2014 1:05	28.87	71.4	**4.64**	2.4	SR10	7/10/2014 7:05	28.71	82.2	**5.36**	3.4	SR10	7/10/2014 13:05	28.94	86.6	**5.63**	1.2	SR10	7/10/2014 19:05	28.81	84.0	**5.40**	1.4
SR10	7/10/2014 1:10	28.89	69.1	**4.49**	2.5	SR10	7/10/2014 7:10	28.70	82.3	**5.37**	2.6	SR10	7/10/2014 13:10	28.95	86.5	**5.62**	1.6	SR10	7/10/2014 19:10	28.79	84.3	**5.42**	1.4
SR10	7/10/2014 1:15	28.84	69.8	**4.54**	2.4	SR10	7/10/2014 7:15	28.69	82.2	**5.37**	2.7	SR10	7/10/2014 13:15	28.94	86.0	**5.59**	1.6	SR10	7/10/2014 19:15	28.79	85.3	**5.49**	1.1
SR10	7/10/2014 1:20	28.79	78.9	**5.14**	2.7	SR10	7/10/2014 7:20	28.69	81.5	**5.32**	3.8	SR10	7/10/2014 13:20	28.93	85.9	**5.59**	1.7	SR10	7/10/2014 19:20	28.77	86.9	**5.59**	1.2
SR10	7/10/2014 1:25	28.79	82.8	**5.39**	2.6	SR10	7/10/2014 7:25	28.67	81.8	**5.35**	3.3	SR10	7/10/2014 13:25	28.93	85.8	**5.58**	1.7	SR10	7/10/2014 19:25	28.75	86.2	**5.55**	1.4
SR10	7/10/2014 1:30	28.80	83.0	**5.41**	2.6	SR10	7/10/2014 7:30	28.68	81.3	**5.31**	2.5	SR10	7/10/2014 13:30	28.92	86.1	**5.60**	1.7	SR10	7/10/2014 19:30	28.76	85.4	**5.50**	1.3
SR10	7/10/2014 1:35	28.82	83.6	**5.44**	2.8	SR10	7/10/2014 7:35	28.67	82.4	**5.38**	2.5	SR10	7/10/2014 13:35	28.91	85.7	**5.58**	1.9	SR10	7/10/2014 19:35	28.76	85.9	**5.53**	1.4
SR10	7/10/2014 1:40	28.77	83.6	**5.45**	3.4	SR10	7/10/2014 7:40	28.68	82.9	**5.41**	2.7	SR10	7/10/2014 13:40	28.90	85.7	**5.58**	1.9	SR10	7/10/2014 19:40	28.76	85.2	**5.48**	1.4
SR10	7/10/2014 1:45	28.72	83.8	**5.46**	2.7	SR10	7/10/2014 7:45	28.68	82.9	**5.41**	2.5	SR10	7/10/2014 13:45	28.89	85.8	**5.58**	1.7	SR10	7/10/2014 19:45	28.75	85.7	**5.51**	1.9
SR10	7/10/2014 1:50	28.75	84.0	**5.47**	3.1	SR10	7/10/2014 7:50	28.67	82.9	**5.41**	**10.7**	SR10	7/10/2014 13:50	28.89	85.5	**5.57**	1.8	SR10	7/10/2014 19:50	28.76	84.6	**5.45**	1.8
SR10	7/10/2014 1:55	28.83	85.3	**5.55**	2.9	SR10	7/10/2014 7:55	28.68	82.6	**5.39**	4.1	SR10	7/10/2014 13:55	28.90	85.9	**5.59**	2.5	SR10	7/10/2014 19:55	28.76	83.0	**5.34**	2.4
SR10	7/10/2014 2:00	28.85	85.3	**5.55**	3.2	SR10	7/10/2014 8:00	28.68	83.0	**5.42**	3.2	SR10	7/10/2014 14:00	28.88	85.6	**5.57**	2.2	SR10	7/10/2014 20:00	28.77	82.4	**5.30**	2.0
SR10	7/10/2014 2:05	28.81	85.3	**5.55**	2.9	SR10	7/10/2014 8:05	28.68	83.0	**5.42**	3.0	SR10	7/10/2014 14:05	28.88	85.2	**5.55**	2.6	SR10	7/10/2014 20:05	28.75	83.2	**5.35**	2.3
SR10	7/10/2014 2:10	28.82	84.6	**5.50**	3.6	SR10	7/10/2014 8:10	28.67	82.9	**5.41**	2.1	SR10	7/10/2014 14:10	28.90	85.5	**5.57**	2.2	SR10	7/10/2014 20:10	28.75	83.1	**5.35**	2.3
SR10	7/10/2014 2:15	28.82	83.9	**5.46**	4.0	SR10	7/10/2014 8:15	28.68	82.7	**5.40**	3.4	SR10	7/10/2014 14:15	28.88	85.8	**5.59**	2.0	SR10	7/10/2014 20:15	28.74	82.9	**5.34**	2.3
SR10	7/10/2014 2:20	28.82	83.1	**5.41**	**4.8**	SR10	7/10/2014 8:20	28.67	82.4	**5.38**	2.1	SR10	7/10/2014 14:20	28.89	85.7	**5.58**	2.9	SR10	7/10/2014 20:20	28.73	83.9	**5.40**	2.4
SR10	7/10/2014 2:25	28.80	84.5	**5.50**	3.9	SR10	7/10/2014 8:25	28.67	81.7	**5.34**	2.8	SR10	7/10/2014 14:25	28.88	86.1	**5.61**	1.7	SR10	7/10/2014 20:25	28.72	83.9	**5.40**	2.1
SR10	7/10/2014 2:30	28.76	84.7	**5.52**	4.0	SR10	7/10/2014 8:30	28.68	81.2	**5.30**	**6.2**	SR10	7/10/2014 14:30	28.88	86.0	**5.60**	1.7	SR10	7/10/2014 20:30	28.71	84.1	**5.42**	2.3
SR10	7/10/2014 2:35	28.79	84.9	**5.53**	**10.7**	SR10	7/10/2014 8:35	28.67	76.8	**5.01**	3.9	SR10	7/10/2014 14:35	28.88	86.2	**5.61**	1.7	SR10	7/10/2014 20:35	28.75	84.4	**5.43**	2.6
SR10	7/10/2014 2:40	28.81	84.9	**5.53**	**5.4**	SR10	7/10/2014 8:40	28.68	76.0	**4.96**	3.0	SR10	7/10/2014 14:40	28.88	85.9	**5.59**	1.6	SR10	7/10/2014 20:40	28.74	82.5	**5.31**	2.4
SR10	7/10/2014 2:45	28.81	85.1	**5.54**	4.7	SR10	7/10/2014 8:45	28.68	75.8	**4.95**	3.3	SR10	7/10/2014 14:45	28.87	86.2	**5.62**	1.8	SR10	7/10/2014 20:45	28.75	83.1	**5.35**	2.4
SR10	7/10/2014 2:50	28.83	84.6	**5.51**	4.2	SR10	7/10/2014 8:50	28.68	73.9	**4.82**	3.4	SR10	7/10/2014 14:50	28.87	86.3	**5.62**	1.7	SR10	7/10/2014 20:50	28.74	82.2	**5.29**	2.5
SR10	7/10/2014 2:55	28.79	84.9	**5.53**	3.9	SR10	7/10/2014 8:55	28.68	74.3	**4.85**	3.4	SR10	7/10/2014 14:55	28.88	86.2	**5.61**	1.5	SR10	7/10/2014 20:55	28.75	82.1	**5.29**	2.6
SR10	7/10/2014 3:00	28.78	84.7	**5.52**	3.0	SR10	7/10/2014 9:00	28.69	74.4	**4.86**	3.3	SR10	7/10/2014 15:00	28.88	86.2	**5.61**	1.6	SR10	7/10/2014 21:00	28.74	82.7	**5.32**	2.3
SR10	7/10/2014 3:05	28.75	84.4	**5.50**	3.1	SR10	7/10/2014 9:05	28.69	75.6	**4.93**	4.1	SR10	7/10/2014 15:05	28.89	88.9	**5.79**	1.5	SR10	7/10/2014 21:05	28.75	82.1	**5.28**	2.5
SR10	7/10/2014 3:10	28.79	84.7	**5.52**	3.1	SR10	7/10/2014 9:10	28.69	76.5	**4.99**	3.1	SR10	7/10/2014 15:10	28.88	86.1	**5.61**	1.8	SR10	7/10/2014 21:10	28.74	81.8	**5.27**	2.5
SR10	7/10/2014 3:15	28.81	84.4	**5.50**	3.9	SR10	7/10/2014 9:15	28.69	76.8	**5.01**	2.4	SR10	7/10/2014 15:15	28.89	89.9	**5.85**	1.4	SR10	7/10/2014 21:15	28.72	81.1	**5.22**	2.2
SR10	7/10/2014 3:20	28.81	84.5	**5.50**	3.7	SR10	7/10/2014 9:20	28.69	77.7	**5.08**	3.0	SR10	7/10/2014 15:20	28.89	88.6	**5.77**	1.1	SR10	7/10/2014 21:20	28.73	81.9	**5.28**	2.9
SR10	7/10/2014 3:25	28.71	82.9	**5.40**	3.0	SR10	7/10/2014 9:25	28.69	78.9	**5.15**	2.0	SR10	7/10/2014 15:25	28.88	88.7	**5.77**	1.3	SR10	7/10/2014 21:25	28.74	81.7	**5.26**	2.8
SR10	7/10/2014 3:30	28.75	84.5	**5.51**	3.4	SR10	7/10/2014 9:30	28.70	79.2	**5.17**	1.9	SR10	7/10/2014 15:30	28.88	87.8	**5.72**	2.0	SR10	7/10/2014 21:30	28.72	82.7	**5.32**	2.8
SR10	7/10/2014 3:35	28.75	83.5	**5.44**	3.6	SR10	7/10/2014 9:35	28.69	76.4	**4.99**	2.2	SR10	7/10/2014 15:35	28.88	87.0	**5.67**	1.4	SR10	7/10/2014 21:35	28.74	80.9	**5.21**	2.5
SR10	7/10/2014 3:40	28.73	83.7	**5.46**	3.1	SR10	7/10/2014 9:40	28.70	80.4	**5.25**	2.7	SR10						SR10	7/10/2014 21:40	28.74	80.2	**5.17**	3.0
SR10	7/10/2014 3:45	28.73	84.1	**5.48**	3.0	SR10	7/10/2014 9:45	28.70	81.0	**5.29**	3.3	SR10						SR10	7/10/2014 21:45	28.72	81.0	**5.22**	2.8
SR10	7/10/2014 3:50	28.72	83.9	**5.47**	3.8	SR10	7/10/2014 9:50	28.70	80.4	**5.25**	3.1	SR10						SR10	7/10/2014 21:50	28.72	81.8	**5.27**	2.6
SR10	7/10/2014 3:55	28.67	83.4	**5.44**	3.9	SR10	7/10/2014 9:55	28.70	80.4	**5.25**	3.6	SR10						SR10	7/10/2014 21:55	28.71	80.8	**5.21**	2.5
SR10	7/10/2014 4:00	28.77	84.8	**5.53**	3.5	SR10	7/10/2014 10:00	28.70	78.5	**5.12**	3.4	SR10						SR10	7/10/2014 22:00	28.72	82.2	**5.29**	3.2
SR10	7/10/2014 4:05	28.71	83.7	**5.45**	3.9	SR10	7/10/2014 10:05	28.72	81.2	**5.30**	4.1	SR10						SR10	7/10/2014 22:05	28.72	82.5	**5.31**	2.8
SR10	7/10/2014 4:10	28.71	83.2	**5.42**	3.6	SR10	7/10/2014 10:10	28.73	82.0	**5.35**	2.2	SR10						SR10	7/10/2014 22:10	28.74	83.2	**5.36**	3.2
SR10	7/10/2014 4:15	28.70	79.1	**5.16**	3.4	SR10	7/10/2014 10:15	28.74	84.3	**5.50**	2.8	SR10						SR10	7/10/2014 22:15	28.73	81.8	**5.26**	3.7
SR10	7/10/2014 4:20	28.71	78.9	**5.15**	3.7	SR10	7/10/2014 10:20	28.74	84.2	**5.50**	2.0	SR10	7/10/2014 16:20	28.89	89.3	**5.73**	0.9	SR10	7/10/2014 22:20	28.73	82.2	**5.30**	3.6
SR10	7/10/2014 4:25	28.70	82.0	**5.34**	2.8	SR10	7/10/2014 10:25	28.72	83.6	**5.46**	2.1	SR10	7/10/2014 16:25	28.91	89.1	**5.71**	1.5	SR10	7/10/2014 22:25	28.73	81.1	**5.23**	3.1
SR10	7/10/2014 4:30	28.69	82.8	**5.40**	2.6	SR10	7/10/2014 10:30	28.70	82.6	**5.39**	3.3	SR10	7/10/2014 16:30	28.90	89.2	**5.72**	1.2	SR10	7/10/2014 22:30	28.73	80.0	**5.15**	3.4
SR10	7/10/2014 4:35	28.66	81.0	**5.28**	2.3	SR10	7/10/2014 10:35	28.71	82.5	**5.39**	2.9	SR10	7/10/2014 16:35	28.89	89.1	**5.71**	0.9	SR10	7/10/2014 22:35	28.72	80.9	**5.21**	2.8
SR10	7/10/2014 4:40	28.70	81.7	**5.32**	2.1	SR10	7/10/2014 10:40	28.72	81.6	**5.32**	3.6	SR10	7/10/2014 16:40	28.86	88.6	**5.68**	1.6	SR10	7/10/2014 22:40	28.72	79.3	**5.11**	3.0
SR10	7/10/2014 4:45	28.70	81.6	**5.31**	2.4	SR10	7/10/2014 10:45	28.72	81.7	**5.33**	2.3	SR10	7/10/2014 16:45	28.87	87.9	**5.64**	1.6	SR10	7/10/2014 22:45	28.72	80.9	**5.21**	3.7
SR10	7/10/2014 4:50	28.72	82.2	**5.35**	2.5	SR10	7/10/2014 10:50	28.72	80.7	**5.27**	1.8	SR10	7/10/2014 16:50	28.87	87.1	**5.59**	1.0	SR10	7/10/2014 22:50	28.73	81.4	**5.24**	3.7
SR10	7/10/2014 4:55	28.70	82.0	**5.35**	3.0	SR10	7/10/2014 10:55	28.73	81.8	**5.34**	1.7	SR10	7/10/2014 16:55	28.86	88.0	**5.65**	1.3	SR10	7/10/2014 22:55	28.70	82.4	**5.31**	2.9
SR10	7/10/2014 5:00	28.69	80.8	**5.27**	2.5	SR10	7/10/2014 11:00	28.73	80.0	**5.22**	2.1	SR10	7/10/2014 17:00	28.87	87.4	**5.61**	2.1	SR10	7/10/2014 23:00	28.71	82.4	**5.31**	2.8
SR10	7/10/2014 5:05	28.73	82.1	**5.35**	3.4	SR10	7/10/2014 11:05	28.73	76.0	**4.96**	2.4	SR10	7/10/2014 17:05	28.85	85.9	**5.52**	1.3	SR10	7/10/2014 23:05	28.69	81.3	**5.24**	2.8
SR10	7/10/2014 5:10	28.71	81.0	**5.28**	2.9	SR10	7/10/2014 11:10	28.74	78.3	**5.11**	2.5	SR10	7/10/2014 17:10	28.85	80.9	**5.19**	0.9	SR10	7/10/2014 23:10	28.71	78.2	**5.04**	3.0
SR10	7/10/2014 5:15	28.75	80.3	**5.24**	3.3	SR10	7/10/2014 11:15	28.74	78.5	**5.12**	2.1	SR10	7/10/2014 17:15	28.83	80.3	**5.16**	1.2	SR10	7/10/2014 23:15	28.70	77.7	**5.01**	2.5
SR10	7/10/2014 5:20	28.75	81.3	**5.30**	3.7	SR10	7/10/2014 11:20	28.77	78.4	**5.11**	2.9	SR10	7/10/2014 17:20	28.83	87.0	**5.59**	0.7	SR10	7/10/2014 23:20	28.69	78.2	**5.04**	2.5
SR10	7/10/2014 5:25	28.76	81.5	**5.31**	4.3	SR10	7/10/2014 11:25	28.74	78.4	**5.12**	2.0	SR10	7/10/2014 17:25	28.82	87.0	**5.59**	0.9	SR10	7/10/2014 23:25	28.71	77.4	**4.99**	2.9
SR10	7/10/2014 5:30	28.76	81.8	**5.33**	3.7	SR10	7/10/2014 11:30	28.75	77.2	**5.03**	2.0	SR10	7/10/2014 17:30	28.82	85.8	**5.51**	1.0	SR10	7/10/2014 23:30	28.70	76.9	**4.95**	2.2
SR10	7/10/2014 5:35	28.76	78.4	**5.11**	3.6	SR10	7/10/2014 11:35	28.76	82.3	**5.37**	1.6	SR10	7/10/2014 17:35	28.83	81.8	**5.25**	0.7	SR10	7/10/2014 23:35	28.73	77.5	**4.99**	2.9
SR10	7/10/2014 5:40	28.74	79.9	**5.20**	2.8	SR10	7/10/2014 11:40	28.77	83.7	**5.46**	1.8	SR10	7/10/2014 17:40	28.86	86.3	**5.54**	0.7	SR10	7/10/2014 23:40	28.72	73.7	**4.74**	2.7
SR10	7/10/2014 5:45	28.75	82.2	**5.36**	3.3	SR10	7/10/2014 11:45	28.81	84.5	**5.51**	2.1	SR10	7/10/2014 17:45	28.85	86.3	**5.54**	0.7	SR10	7/10/2014 23:45	28.73	71.1	**4.58**	2.6
SR10	7/10/2014 5:50	28.73	83.0	**5.41**	3.3	SR10	7/10/2014 11:50	28.80	84.2	**5.49**	1.7	SR10	7/10/2014 17:50	28.84	86.4	**5.55**	0.7	SR10	7/10/2014 23:50	28.72	73.0	**4.70**	2.6
SR10	7/10/2014 5:55	28.74	82.6	**5.39**	3.5	SR10	7/10/2014 11:55	28.81	85.9	**5.59**	2.8	SR10	7/10/2014 17:55	28.85	85.3	**5.48**	0.8	SR10	7/10/2014 23:55	28.72	72.2	**4.65**	2.1

Station	Timestamp	Temp (° C)	DO (%)	DO (mg/L)	Tur (NTU)	Station	Timestamp	Temp (° C)	DO (%)	DO (mg/L)	Tur (NTU)	Station	Timestamp	Temp (° C)	DO (%)	DO (mg/L)	Tur (NTU)	Station	Timestamp	Temp (°C)	DO (%)	DO (mg/L)	Tur (NTU)
SR11	7/10/2014 0:00	28.86	69.0	4.53	1.1	SR11	7/10/2014 6:00	28.76	66.7	4.38	1.0	SR11	7/10/2014 12:00	28.73	70.3	4.63	1.2	SR11	7/10/2014 18:00	28.84	79.5	5.22	0.3
SR11	7/10/2014 0:05	28.86	67.9	4.46	0.7	SR11	7/10/2014 6:05	28.76	66.0	4.34	1.2	SR11	7/10/2014 12:05	28.71	73.1	4.82	0.4	SR11	7/10/2014 18:05	28.85	78.6	5.16	0.5
SR11	7/10/2014 0:10	28.84	69.1	4.53	0.7	SR11	7/10/2014 6:10	28.77	65.0	4.27	1.0	SR11	7/10/2014 12:10	28.68	74.8	4.93	0.5	SR11	7/10/2014 18:10	28.90	80.9	5.30	1.3
SR11	7/10/2014 0:15	28.88	66.4	4.34	0.9	SR11	7/10/2014 6:15	28.74	68.8	4.52	1.0	SR11	7/10/2014 12:15	28.67	75.2	4.95	0.4	SR11	7/10/2014 18:15	28.90	81.7	5.36	1.1
SR11	7/10/2014 0:20	28.88	66.7	4.38	1.0	SR11	7/10/2014 6:20	28.76	67.4	4.42	1.2	SR11	7/10/2014 12:20	28.72	73.1	4.81	0.7	SR11	7/10/2014 18:20	28.85	76.4	5.01	0.6
SR11	7/10/2014 0:25	28.85	68.8	4.51	0.4	SR11	7/10/2014 6:25	28.75	67.3	4.42	1.2	SR11	7/10/2014 12:25	28.74	70.6	4.65	0.5	SR11	7/10/2014 18:25	28.85	76.7	5.04	0.5
SR11	7/10/2014 0:30	28.87	67.0	4.39	1.1	SR11	7/10/2014 6:30	28.74	66.8	4.39	1.2	SR11	7/10/2014 12:30	28.72	72.7	4.79	0.6	SR11	7/10/2014 18:30	28.89	80.0	5.24	1.0
SR11	7/10/2014 0:35	28.82	70.7	4.63	0.4	SR11	7/10/2014 6:35	28.75	66.1	4.35	1.1	SR11	7/10/2014 12:35	28.71	74.5	4.91	1.0	SR11	7/10/2014 18:35	28.87	80.3	5.26	1.0
SR11	7/10/2014 0:40	28.86	72.2	4.73	0.5	SR11	7/10/2014 6:40	28.68	69.5	4.57	0.6	SR11	7/10/2014 12:40	28.81	73.8	4.86	3.8	SR11	7/10/2014 18:40	28.84	78.6	5.15	0.4
SR11	7/10/2014 0:45	28.86	72.6	4.76	0.5	SR11	7/10/2014 6:45	28.71	67.4	4.43	0.9	SR11	7/10/2014 12:45	28.72	75.6	4.98	0.5	SR11	7/10/2014 18:45	28.84	77.5	5.08	0.7
SR11	7/10/2014 0:50	28.84	74.4	4.87	0.3	SR11	7/10/2014 6:50	28.71	67.2	4.42	0.8	SR11	7/10/2014 12:50	28.75	75.5	4.96	1.5	SR11	7/10/2014 18:50	28.85	76.6	5.03	0.6
SR11	7/10/2014 0:55	28.85	73.2	4.80	0.3	SR11	7/10/2014 6:55	28.71	67.4	4.43	0.9	SR11	7/10/2014 12:55	28.78	74.5	4.90	1.6	SR11	7/10/2014 18:55	28.84	75.6	4.96	0.6
SR11	7/10/2014 1:00	28.89	68.8	4.51	0.8	SR11	7/10/2014 7:00	28.71	66.6	4.38	1.0	SR11	7/10/2014 13:00	28.76	76.2	5.02	0.8	SR11	7/10/2014 19:00	28.84	75.3	4.93	0.6
SR11	7/10/2014 1:05	28.86	69.3	4.54	0.7	SR11	7/10/2014 7:05	28.67	68.7	4.53	0.8	SR11	7/10/2014 13:05	28.75	77.0	5.07	1.2	SR11	7/10/2014 19:05	28.83	77.5	5.08	0.4
SR11	7/10/2014 1:10	28.86	69.8	4.57	0.5	SR11	7/10/2014 7:10	28.68	66.2	4.36	0.9	SR11	7/10/2014 13:10	28.73	76.9	5.07	1.2	SR11	7/10/2014 19:10	28.83	75.7	4.97	0.4
SR11	7/10/2014 1:15	28.84	69.6	4.56	0.4	SR11	7/10/2014 7:15	28.66	67.3	4.43	0.8	SR11	7/10/2014 13:15	28.74	77.3	5.08	0.6	SR11	7/10/2014 19:15	28.82	76.5	5.02	0.7
SR11	7/10/2014 1:20	28.85	69.1	4.53	0.5	SR11	7/10/2014 7:20	28.67	66.2	4.36	1.4	SR11	7/10/2014 13:20	28.76	75.9	5.00	1.1	SR11	7/10/2014 19:20	28.81	76.5	5.02	0.5
SR11	7/10/2014 1:25	28.83	69.8	4.57	0.5	SR11	7/10/2014 7:25	28.62	65.2	4.30	0.8	SR11	7/10/2014 13:25	28.74	76.3	5.02	1.1	SR11	7/10/2014 19:25	28.82	75.8	4.97	0.3
SR11	7/10/2014 1:30	28.81	69.0	4.53	0.4	SR11	7/10/2014 7:30	28.64	65.9	4.34	0.9	SR11	7/10/2014 13:30	28.84	75.2	4.94	2.1	SR11	7/10/2014 19:30	28.81	76.4	5.01	0.4
SR11	7/10/2014 1:35	28.78	70.5	4.62	0.4	SR11	7/10/2014 7:35	28.64	65.8	4.34	0.9	SR11	7/10/2014 13:35	28.79	74.5	4.90	1.0	SR11	7/10/2014 19:35	28.82	77.4	5.07	0.6
SR11	7/10/2014 1:40	28.76	73.9	4.85	0.1	SR11	7/10/2014 7:40	28.68	64.3	4.23	1.0	SR11	7/10/2014 13:40	28.79	75.6	4.98	0.7	SR11	7/10/2014 19:40	28.81	76.3	5.01	0.4
SR11	7/10/2014 1:45	28.76	72.6	4.76	0.2	SR11	7/10/2014 7:45	28.65	63.9	4.21	0.9	SR11	7/10/2014 13:45	28.80	75.2	4.95	1.8	SR11	7/10/2014 19:45	28.80	79.6	5.22	0.8
SR11	7/10/2014 1:50	28.75	73.6	4.83	0.2	SR11	7/10/2014 7:50	28.65	64.3	4.24	0.9	SR11	7/10/2014 13:50	28.79	76.6	5.03	0.5	SR11	7/10/2014 19:50	28.79	75.9	4.98	0.5
SR11	7/10/2014 1:55	28.76	72.4	4.75	0.2	SR11	7/10/2014 7:55	28.63	63.6	4.19	0.8	SR11	7/10/2014 13:55	28.78	78.8	5.19	1.6	SR11	7/10/2014 19:55	28.80	76.7	5.03	1.0
SR11	7/10/2014 2:00	28.75	73.6	4.83	0.3	SR11	7/10/2014 8:00	28.63	64.6	4.26	1.1	SR11	7/10/2014 14:00	28.78	77.0	5.07	0.6	SR11	7/10/2014 20:00	28.79	76.3	5.00	0.4
SR11	7/10/2014 2:05	28.77	72.3	4.74	0.3	SR11	7/10/2014 8:05	28.61	64.7	4.27	0.9	SR11	7/10/2014 14:05	28.80	79.6	5.23	1.3	SR11	7/10/2014 20:05	28.79	76.1	4.99	0.7
SR11	7/10/2014 2:10	28.76	70.3	4.61	0.2	SR11	7/10/2014 8:10	28.58	65.0	4.29	0.7	SR11	7/10/2014 14:10	28.77	80.5	5.30	0.2	SR11	7/10/2014 20:10	28.77	76.3	5.01	0.4
SR11	7/10/2014 2:15	28.79	70.8	4.63	0.5	SR11	7/10/2014 8:15	28.56	64.5	4.25	1.0	SR11	7/10/2014 14:15	28.76	80.5	5.29	0.3	SR11	7/10/2014 20:15	28.78	75.1	4.93	0.6
SR11	7/10/2014 2:20	28.79	70.9	4.65	0.4	SR11	7/10/2014 8:20	28.58	63.9	4.22	1.0	SR11	7/10/2014 14:20	28.86	77.6	5.10	2.4	SR11	7/10/2014 20:20	28.77	74.7	4.90	0.5
SR11	7/10/2014 2:25	28.78	70.3	4.61	0.3	SR11	7/10/2014 8:25	28.42	65.7	4.35	0.3	SR11	7/10/2014 14:25	28.78	81.8	5.38	0.3	SR11	7/10/2014 20:25	28.77	75.3	4.94	0.5
SR11	7/10/2014 2:30	28.79	70.5	4.62	0.2	SR11	7/10/2014 8:30	28.56	65.1	4.29	0.8	SR11	7/10/2014 14:30	28.83	77.4	5.09	2.0	SR11	7/10/2014 20:30	28.77	75.3	4.94	0.9
SR11	7/10/2014 2:35	28.83	66.9	4.38	0.7	SR11	7/10/2014 8:35	28.52	64.3	4.25	0.8	SR11	7/10/2014 14:35	28.82	82.0	5.38	1.3	SR11	7/10/2014 20:35	28.76	74.7	4.90	0.7
SR11	7/10/2014 2:40	28.86	67.9	4.45	0.8	SR11	7/10/2014 8:40	28.49	65.3	4.32	0.7	SR11	7/10/2014 14:40	28.80	81.7	5.37	0.3	SR11	7/10/2014 20:40	28.74	75.1	4.93	0.7
SR11	7/10/2014 2:45	28.83	70.0	4.59	0.5	SR11	7/10/2014 8:45	28.43	67.7	4.48	0.6	SR11	7/10/2014 14:45	28.86	83.2	5.46	0.7	SR11	7/10/2014 20:45	28.75	75.2	4.94	0.8
SR11	7/10/2014 2:50	28.85	65.2	4.27	1.3	SR11	7/10/2014 8:50	28.52	64.5	4.27	0.9	SR11	7/10/2014 14:50	28.83	81.8	5.38	0.4	SR11	7/10/2014 20:50	28.73	75.3	4.95	0.8
SR11	7/10/2014 2:55	28.79	74.4	4.87	0.6	SR11	7/10/2014 8:55	28.51	64.9	4.29	0.7	SR11	7/10/2014 14:55	28.81	81.8	5.38	2.4	SR11	7/10/2014 20:55	28.74	76.1	5.00	1.0
SR11	7/10/2014 3:00	28.79	74.2	4.86	0.6	SR11	7/10/2014 9:00	28.42	67.6	4.47	0.5	SR11	7/10/2014 15:00	28.79	81.6	5.37	0.2	SR11	7/10/2014 21:00	28.74	76.4	5.02	0.9
SR11	7/10/2014 3:05	28.78	73.5	4.82	0.4	SR11	7/10/2014 9:05	28.51	66.6	4.40	1.0	SR11	7/10/2014 15:05	28.81	81.6	5.37	0.4	SR11	7/10/2014 21:05	28.73	76.6	5.03	0.9
SR11	7/10/2014 3:10	28.80	71.9	4.71	0.6	SR11	7/10/2014 9:10	28.46	67.9	4.50	0.6	SR11	7/10/2014 15:10	28.83	82.2	5.40	0.3	SR11	7/10/2014 21:10	28.72	76.6	5.03	0.8
SR11	7/10/2014 3:15	28.79	71.3	4.67	0.8	SR11	7/10/2014 9:15	28.44	67.3	4.47	0.7	SR11	7/10/2014 15:15	28.87	82.3	5.41	0.3	SR11	7/10/2014 21:15	28.71	76.5	5.03	0.7
SR11	7/10/2014 3:20	28.79	73.0	4.78	0.6	SR11	7/10/2014 9:20	28.46	68.5	4.53	0.7	SR11	7/10/2014 15:20	28.91	83.4	5.48	0.9	SR11	7/10/2014 21:20	28.71	75.8	4.98	0.9
SR11	7/10/2014 3:25	28.79	71.7	4.70	0.7	SR11	7/10/2014 9:25	28.49	67.1	4.44	0.5	SR11	7/10/2014 15:25	28.87	82.6	5.42	0.5	SR11	7/10/2014 21:25	28.70	74.4	4.89	0.7
SR11	7/10/2014 3:30	28.80	69.2	4.53	1.1	SR11	7/10/2014 9:30	28.49	69.1	4.57	0.4	SR11	7/10/2014 15:30	28.89	82.6	5.42	0.9	SR11	7/10/2014 21:30	28.68	75.8	4.99	0.7
SR11	7/10/2014 3:35	28.78	71.7	4.70	1.1	SR11	7/10/2014 9:35	28.49	67.7	4.48	0.5	SR11	7/10/2014 15:35	28.87	81.5	5.35	0.7	SR11	7/10/2014 21:35	28.71	75.7	4.97	0.9
SR11	7/10/2014 3:40	28.77	70.8	4.64	1.0	SR11	7/10/2014 9:40	28.54	66.4	4.39	0.9	SR11	7/10/2014 15:40	28.88	81.8	5.37	0.3	SR11	7/10/2014 21:40	28.70	77.7	5.11	0.8
SR11	7/10/2014 3:45	28.78	69.6	4.56	1.1	SR11	7/10/2014 9:45	28.53	66.8	4.41	0.5	SR11	7/10/2014 15:45	28.91	83.5	5.48	0.7	SR11	7/10/2014 21:45	28.70	76.8	5.05	0.8
SR11	7/10/2014 3:50	28.76	69.9	4.58	0.8	SR11	7/10/2014 9:50	28.50	70.5	4.65	1.1	SR11	7/10/2014 15:50	28.87	78.8	5.18	0.4	SR11	7/10/2014 21:50	28.71	76.9	5.05	1.3
SR11	7/10/2014 3:55	28.77	68.7	4.50	0.8	SR11	7/10/2014 9:55	28.56	66.5	4.38	0.4	SR11	7/10/2014 15:55	28.89	82.1	5.38	0.4	SR11	7/10/2014 21:55	28.68	73.5	4.83	0.8
SR11	7/10/2014 4:00	28.78	68.8	4.51	0.8	SR11	7/10/2014 10:00	28.54	67.7	4.46	0.3	SR11	7/10/2014 16:00	28.94	83.3	5.46	2.3	SR11	7/10/2014 22:00	28.69	74.8	4.92	0.8
SR11	7/10/2014 4:05	28.79	68.7	4.50	0.7	SR11	7/10/2014 10:05	28.54	67.6	4.46	0.3	SR11	7/10/2014 16:05	28.88	80.5	5.28	0.3	SR11	7/10/2014 22:05	28.66	75.3	4.95	0.7
SR11	7/10/2014 4:10	28.79	64.9	4.25	0.8	SR11	7/10/2014 10:10	28.55	67.4	4.45	0.5	SR11	7/10/2014 16:10	28.89	82.8	5.43	0.4	SR11	7/10/2014 22:10	28.72	76.8	5.05	1.1
SR11	7/10/2014 4:15	28.80	66.5	4.36	0.7	SR11	7/10/2014 10:15	28.55	67.7	4.47	0.6	SR11	7/10/2014 16:15	28.89	81.2	5.33	0.5	SR11	7/10/2014 22:15	28.66	73.6	4.84	0.6
SR11	7/10/2014 4:20	28.81	68.2	4.47	0.7	SR11	7/10/2014 10:20	28.58	67.5	4.45	0.6	SR11	7/10/2014 16:20	28.88	81.2	5.33	0.3	SR11	7/10/2014 22:20	28.73	75.3	4.94	1.0
SR11	7/10/2014 4:25	28.81	67.9	4.45	0.7	SR11	7/10/2014 10:25	28.59	68.6	4.52	0.4	SR11	7/10/2014 16:25	28.88	80.8	5.30	0.4	SR11	7/10/2014 22:25	28.69	73.2	4.81	0.9
SR11	7/10/2014 4:30	28.82	66.7	4.37	1.1	SR11	7/10/2014 10:30	28.61	67.0	4.42	0.4	SR11	7/10/2014 16:30	28.87	81.5	5.35	0.3	SR11	7/10/2014 22:30	28.63	73.5	4.84	0.5
SR11	7/10/2014 4:35	28.80	67.2	4.41	0.8	SR11	7/10/2014 10:35	28.58	70.6	4.65	0.5	SR11	7/10/2014 16:35	28.87	81.2	5.33	0.4	SR11	7/10/2014 22:35	28.68	73.3	4.82	1.1
SR11	7/10/2014 4:40	28.79	67.3	4.41	0.7	SR11	7/10/2014 10:40	28.68	69.0	4.54	1.4	SR11	7/10/2014 16:40	28.86	75.6	4.96	0.4	SR11	7/10/2014 22:40	28.68	71.9	4.73	0.8
SR11	7/10/2014 4:45	28.81	61.9	4.06	1.2	SR11	7/10/2014 10:45	28.68	66.3	4.36	1.0	SR11	7/10/2014 16:45	28.86	77.4	5.08	0.5	SR11	7/10/2014 22:45	28.72	74.9	4.92	1.1
SR11	7/10/2014 4:50	28.79	65.8	4.31	1.1	SR11	7/10/2014 10:50	28.60	69.1	4.55	0.5	SR11	7/10/2014 16:50	28.86	77.2	5.07	0.4	SR11	7/10/2014 22:50	28.59	76.6	5.05	0.2
SR11	7/10/2014 4:55	28.78	67.9	4.45	1.1	SR11	7/10/2014 10:55	28.64	69.6	4.58	0.4	SR11	7/10/2014 16:55	28.84	74.1	4.87	0.4	SR11	7/10/2014 22:55	28.66	69.4	4.56	1.0
SR11	7/10/2014 5:00	28.81	66.4	4.35	1.5	SR11	7/10/2014 11:00	28.64	67.9	4.47	0.9	SR11	7/10/2014 17:00	28.84	73.1	4.80	0.3	SR11	7/10/2014 23:00	28.66	69.3	4.56	1.0
SR11	7/10/2014 5:05	28.77	68.1	4.46	1.0	SR11	7/10/2014 11:05	28.65	70.3	4.63	0.3	SR11	7/10/2014 17:05	28.84	70.0	4.60	0.5	SR11	7/10/2014 23:05	28.68	71.0	4.67	5.8
SR11	7/10/2014 5:10	28.74	68.9	4.52	1.1	SR11	7/10/2014 11:10	28.68	68.9	4.54	0.5	SR11	7/10/2014 17:10	28.85	71.1	4.66	0.7	SR11	7/10/2014 23:10	28.69	73.0	4.80	1.2
SR11	7/10/2014 5:15	28.74	69.8	4.58	0.6	SR11	7/10/2014 11:15	28.63	71.4	4.70	0.2	SR11	7/10/2014 17:15	28.83	70.7	4.64	0.7	SR11	7/10/2014 23:15	28.62	73.5	4.84	0.7
SR11	7/10/2014 5:20	28.73	68.4	4.49	1.0	SR11	7/10/2014 11:20	28.74	72.1	4.74	1.6	SR11	7/10/2014 17:20	28.84	74.9	4.92	0.6	SR11	7/10/2014 23:20	28.65	70.9	4.67	0.9
SR11	7/10/2014 5:25	28.72	68.6	4.49	0.7	SR11	7/10/2014 11:25	28.64	75.2	4.95	0.6	SR11	7/10/2014 17:25	28.85	75.8	4.98	0.8	SR11	7/10/2014 23:25	28.66	71.6	4.72	1.0
SR11	7/10/2014 5:30	28.72	68.8	4.51	0.8	SR11	7/10/2014 11:30	28.62	74.5	4.91	0.2	SR11	7/10/2014 17:30	28.83	77.2	5.07	0.5	SR11	7/10/2014 23:30	28.62	73.4	4.84	0.7
SR11	7/10/2014 5:35	28.73	67.9	4.46	0.9	SR11	7/10/2014 11:35	28.66	75.0	4.95	0.9	SR11	7/10/2014 17:35	28.83	78.2	5.14	0.4	SR11	7/10/2014 23:35	28.61	72.1	4.76	1.4
SR11	7/10/2014 5:40	28.72	69.5	4.56	0.8	SR11	7/10/2014 11:40	28.67	75.8	5.00	0.4	SR11	7/10/2014 17:40	28.83	77.2	5.07	0.6	SR11	7/10/2014 23:40	28.55	74.0	4.88	0.4
SR11	7/10/2014 5:45	28.72	68.5	4.50	0.7	SR11	7/10/2014 11:45	28.65	74.3	4.90	1.9	SR11	7/10/2014 17:45	28.83	80.6	5.30	0.4	SR11	7/10/2014 23:45	28.57	74.1	4.89	0.6
SR11	7/10/2014 5:50	28.72	69.3	4.54	0.8	SR11	7/10/2014 11:50	28.68	71.3	4.70	1.2	SR11	7/10/2014 17:50	28.85	78.1	5.13	0.8	SR11	7/10/2014 23:50	28.62	72.2	4.76	0.8
SR11	7/10/2014 5:55	28.72	70.1	4.60	1.1	SR11	7/10/2014 11:55	28.65	74.3	4.90	1.3	SR11	7/10/2014 17:55	28.84	78.4	5.15	0.4	SR11	7/10/2014 23:55	28.61	72.6	4.78	1.0

Station	Timestamp	Temp (° C)	DO (%)	DO (mg/L)	Tur (NTU)	Station	Timestamp	Temp (° C)	DO (%)	DO (mg/L)	Tur (NTU)	Station	Timestamp	Temp (° C)	DO (%)	DO (mg/L)	Tur (NTU)	Station	Timestamp	Temp (°C)	DO (%)	DO (mg/L)	Tur (NTU)
SR12	7/10/2014 0:01	29.02	63.9	4.14	7.6	SR12	7/10/2014 6:01	28.96	60.0	3.88	4.8	SR12	7/10/2014 12:01	28.99	65.4	4.23	6.0	SR12	7/10/2014 18:01	28.95	64.8	4.19	**11.4**
SR12	7/10/2014 0:06	29.02	63.6	4.12	7.4	SR12	7/10/2014 6:06	28.96	60.4	3.91	4.6	SR12	7/10/2014 12:06	28.96	65.9	4.27	7.6	SR12	7/10/2014 18:06	28.95	64.7	4.19	9.9
SR12	7/10/2014 0:11	29.02	63.6	4.12	7.7	SR12	7/10/2014 6:11	28.96	59.8	3.87	6.0	SR12	7/10/2014 12:11	28.96	65.5	4.24	7.4	SR12	7/10/2014 18:11	28.95	63.3	4.10	8.8
SR12	7/10/2014 0:16	29.02	63.3	4.10	7.4	SR12	7/10/2014 6:16	28.94	59.2	3.83	5.0	SR12	7/10/2014 12:16	28.96	65.8	4.26	7.2	SR12	7/10/2014 18:16	28.94	63.4	4.11	8.7
SR12	7/10/2014 0:21	29.02	63.7	4.13	7.7	SR12	7/10/2014 6:21	28.94	59.1	3.83	4.5	SR12	7/10/2014 12:21	28.97	65.4	4.24	8.1	SR12	7/10/2014 18:21	28.95	62.2	4.03	9.4
SR12	7/10/2014 0:26	29.03	63.3	4.10	7.4	SR12	7/10/2014 6:26	28.93	60.0	3.89	5.5	SR12	7/10/2014 12:26	28.98	64.9	4.20	8.3	SR12	7/10/2014 18:26	28.96	62.8	4.06	9.7
SR12	7/10/2014 0:31	29.02	63.5	4.11	7.2	SR12	7/10/2014 6:31	28.89	59.9	3.88	4.2	SR12	7/10/2014 12:31	28.98	65.5	4.24	**10.1**	SR12	7/10/2014 18:31	28.94	62.7	4.06	7.9
SR12	7/10/2014 0:36	29.03	63.9	4.14	7.7	SR12	7/10/2014 6:36	28.91	59.6	3.86	4.1	SR12	7/10/2014 12:36	28.97	66.4	4.30	9.3	SR12	7/10/2014 18:36	28.97	61.9	4.00	8.9
SR12	7/10/2014 0:41	29.02	64.5	4.18	6.8	SR12	7/10/2014 6:41	28.92	60.0	3.88	4.2	SR12	7/10/2014 12:41	28.97	66.0	4.28	8.8	SR12	7/10/2014 18:41	28.97	61.1	3.95	9.6
SR12	7/10/2014 0:46	29.02	64.8	4.19	7.7	SR12	7/10/2014 6:46	28.93	61.2	3.97	3.9	SR12	7/10/2014 12:46	28.98	66.8	4.33	9.7	SR12	7/10/2014 18:46	28.96	60.5	3.92	**11.1**
SR12	7/10/2014 0:51	29.03	64.1	4.15	8.1	SR12	7/10/2014 6:51	28.94	61.8	4.00	4.5	SR12	7/10/2014 12:51	28.97	68.7	4.45	8.6	SR12	7/10/2014 18:51	28.96	61.5	3.98	**11.6**
SR12	7/10/2014 0:56	29.02	63.1	4.09	7.2	SR12	7/10/2014 6:56	28.94	62.2	4.03	4.4	SR12	7/10/2014 12:56	28.98	68.4	4.43	**10.6**	SR12	7/10/2014 18:56	28.94	64.3	4.16	**16.6**
SR12	7/10/2014 1:01	29.03	62.8	4.07	6.8	SR12	7/10/2014 7:01	28.93	62.1	4.02	4.2	SR12	7/10/2014 13:01	28.99	67.8	4.39	**11.0**	SR12	7/10/2014 19:01	28.94	64.5	4.17	**19.4**
SR12	7/10/2014 1:06	29.02	64.1	4.15	7.8	SR12	7/10/2014 7:06	28.94	61.6	3.99	4.7	SR12	7/10/2014 13:06	29.00	67.9	4.39	**10.8**	SR12	7/10/2014 19:06	28.95	64.4	4.17	**16.9**
SR12	7/10/2014 1:11	29.03	64.7	4.19	7.8	SR12	7/10/2014 7:11	28.93	61.5	3.98	5.5	SR12	7/10/2014 13:11	29.00	68.4	4.42	**12.1**	SR12	7/10/2014 19:11	28.94	64.0	4.14	**14.8**
SR12	7/10/2014 1:16	29.03	65.1	4.22	9.4	SR12	7/10/2014 7:16	28.93	60.8	3.94	4.0	SR12	7/10/2014 13:16	29.00	69.0	4.46	**11.5**	SR12	7/10/2014 19:16	28.95	62.9	4.07	**16.9**
SR12	7/10/2014 1:21	29.03	64.5	4.18	8.9	SR12	7/10/2014 7:21	28.94	61.1	3.95	4.7	SR12	7/10/2014 13:21	29.00	69.0	4.47	**11.7**	SR12	7/10/2014 19:21	28.95	63.2	4.09	**21.2**
SR12	7/10/2014 1:26	29.02	64.9	4.20	7.8	SR12	7/10/2014 7:26	28.94	61.5	3.98	5.1	SR12	7/10/2014 13:26	29.00	69.1	4.47	**12.7**	SR12	7/10/2014 19:26	28.94	65.2	4.22	**26.4**
SR12	7/10/2014 1:31	29.01	65.6	4.25	8.6	SR12	7/10/2014 7:31	28.95	60.8	3.94	6.4	SR12	7/10/2014 13:31	29.01	69.1	4.47	**12.3**	SR12	7/10/2014 19:31	28.94	63.4	4.10	**22.5**
SR12	7/10/2014 1:36	29.01	65.3	4.23	8.3	SR12	7/10/2014 7:36	28.91	61.6	3.99	4.9	SR12	7/10/2014 13:36	29.01	69.6	4.50	**10.4**	SR12	7/10/2014 19:36	28.94	64.8	4.19	**26.0**
SR12	7/10/2014 1:41	29.00	65.6	4.25	8.9	SR12	7/10/2014 7:41	28.91	62.3	4.04	4.0	SR12	7/10/2014 13:41	29.00	70.1	4.53	**11.6**	SR12	7/10/2014 19:41	28.93	64.3	4.16	**21.8**
SR12	7/10/2014 1:46	29.00	65.9	4.27	8.8	SR12	7/10/2014 7:46	28.92	62.7	4.07	4.3	SR12	7/10/2014 13:46	29.00	70.6	4.57	**13.9**	SR12	7/10/2014 19:46	28.94	65.8	4.26	**24.9**
SR12	7/10/2014 1:51	29.00	65.0	4.21	8.3	SR12	7/10/2014 7:51	28.92	62.6	4.06	4.0	SR12	7/10/2014 13:51	29.00	69.8	4.51	**13.7**	SR12	7/10/2014 19:51	28.94	65.3	4.22	**27.3**
SR12	7/10/2014 1:56	29.00	64.9	4.20	8.7	SR12	7/10/2014 7:56	28.93	62.0	4.02	4.2	SR12	7/10/2014 13:56	29.00	69.7	4.51	**12.8**	SR12	7/10/2014 19:56	28.94	65.6	4.24	**28.0**
SR12	7/10/2014 2:01	29.00	64.3	4.17	8.4	SR12	7/10/2014 8:01	28.93	61.2	3.97	3.7	SR12	7/10/2014 14:01	28.99	70.8	4.58	9.5	SR12	7/10/2014 20:01	28.94	64.5	4.17	**24.6**
SR12	7/10/2014 2:06	29.00	64.3	4.17	8.9	SR12	7/10/2014 8:06	28.95	61.7	4.00	4.7	SR12	7/10/2014 14:06	28.99	71.0	4.59	**10.9**	SR12	7/10/2014 20:06	28.94	65.3	4.22	**26.8**
SR12	7/10/2014 2:11	28.99	64.7	4.19	8.8	SR12	7/10/2014 8:11	28.94	60.3	3.90	4.2	SR12	7/10/2014 14:11	29.00	71.3	4.61	9.0	SR12	7/10/2014 20:11	28.94	64.3	4.16	**25.9**
SR12	7/10/2014 2:16	28.98	65.2	4.23	8.5	SR12	7/10/2014 8:16	28.93	60.7	3.93	4.1	SR12	7/10/2014 14:16	28.99	71.5	4.63	9.0	SR12	7/10/2014 20:16	28.93	64.4	4.17	**20.9**
SR12	7/10/2014 2:21	28.98	65.7	4.26	9.2	SR12	7/10/2014 8:21	28.94	59.5	3.85	3.6	SR12	7/10/2014 14:21	29.00	71.8	4.64	9.0	SR12	7/10/2014 20:21	28.93	65.1	4.21	**21.2**
SR12	7/10/2014 2:26	28.97	65.8	4.26	8.9	SR12	7/10/2014 8:26	28.96	58.5	3.78	5.1	SR12	7/10/2014 14:26	29.00	71.5	4.62	9.1	SR12	7/10/2014 20:26	28.92	65.3	4.22	**17.6**
SR12	7/10/2014 2:31	28.97	65.3	4.23	8.4	SR12	7/10/2014 8:31	28.94	60.6	3.93	4.1	SR12	7/10/2014 14:31	29.00	71.6	4.63	9.0	SR12	7/10/2014 20:31	28.93	63.6	4.12	**17.7**
SR12	7/10/2014 2:36	28.97	65.8	4.26	8.1	SR12	7/10/2014 8:36	28.95	59.6	3.86	4.4	SR12	7/10/2014 14:36	29.00	71.5	4.63	8.7	SR12	7/10/2014 20:36	28.93	64.2	4.15	**18.1**
SR12	7/10/2014 2:41	28.97	65.3	4.23	7.3	SR12	7/10/2014 8:41	28.96	59.2	3.83	4.9	SR12	7/10/2014 14:41	29.00	71.5	4.62	9.2	SR12	7/10/2014 20:41	28.93	65.1	4.21	**16.3**
SR12	7/10/2014 2:46	28.97	63.3	4.10	7.5	SR12	7/10/2014 8:46	28.96	60.0	3.88	5.7	SR12	7/10/2014 14:46	29.00	71.7	4.64	9.0	SR12	7/10/2014 20:46	28.92	64.6	4.18	**13.6**
SR12	7/10/2014 2:51	28.97	63.7	4.13	7.7	SR12	7/10/2014 8:51	28.96	59.9	3.87	6.0	SR12	7/10/2014 14:51	28.99	71.4	4.62	8.3	SR12	7/10/2014 20:51	28.93	64.0	4.14	**14.1**
SR12	7/10/2014 2:56	28.96	64.8	4.20	8.3	SR12	7/10/2014 8:56	28.96	59.8	3.87	6.5	SR12	7/10/2014 14:56	28.99	71.9	4.65	8.9	SR12	7/10/2014 20:56	28.87	64.4	4.17	9.1
SR12	7/10/2014 3:01	28.96	65.3	4.23	6.7	SR12	7/10/2014 9:01	28.97	60.6	3.92	6.1	SR12	7/10/2014 15:01	28.99	71.6	4.63	8.2	SR12	7/10/2014 21:01	28.91	64.2	4.16	**12.1**
SR12	7/10/2014 3:06	28.96	65.2	4.22	6.6	SR12	7/10/2014 9:06	28.96	60.4	3.91	4.9	SR12	7/10/2014 15:06	28.98	71.0	4.59	7.6	SR12	7/10/2014 21:06	28.86	62.8	4.07	7.7
SR12	7/10/2014 3:11	28.95	65.3	4.23	6.3	SR12	7/10/2014 9:11	28.97	61.2	3.96	4.9	SR12	7/10/2014 15:11	29.00	71.7	4.63	**10.7**	SR12	7/10/2014 21:11	28.89	61.8	4.00	9.2
SR12	7/10/2014 3:16	28.95	65.0	4.22	5.8	SR12	7/10/2014 9:16	28.96	63.3	4.10	4.2	SR12	7/10/2014 15:16	29.00	71.4	4.62	9.3	SR12	7/10/2014 21:16	28.87	62.0	4.01	7.4
SR12	7/10/2014 3:21	28.95	64.9	4.21	5.4	SR12	7/10/2014 9:21	28.96	64.8	4.19	4.2	SR12	7/10/2014 15:21	28.99	70.9	4.59	7.0	SR12	7/10/2014 21:21	28.93	63.0	4.07	**10.6**
SR12	7/10/2014 3:26	28.95	64.9	4.20	6.4	SR12	7/10/2014 9:26	28.95	65.0	4.21	3.9	SR12	7/10/2014 15:26	28.95	70.8	4.58	5.7	SR12	7/10/2014 21:26	28.93	62.2	4.02	8.8
SR12	7/10/2014 3:31	28.95	64.4	4.17	5.6	SR12	7/10/2014 9:31	28.92	66.4	4.30	4.2	SR12	7/10/2014 15:31	28.98	70.3	4.55	6.7	SR12	7/10/2014 21:31	28.91	62.1	4.02	8.1
SR12	7/10/2014 3:36	28.94	65.0	4.21	6.0	SR12	7/10/2014 9:36	28.94	66.2	4.28	4.4	SR12	7/10/2014 15:36	28.98	70.6	4.57	6.1	SR12	7/10/2014 21:36	28.91	62.5	4.05	7.9
SR12	7/10/2014 3:41	28.95	64.6	4.19	6.8	SR12	7/10/2014 9:41	28.97	64.8	4.19	3.8	SR12	7/10/2014 15:41	28.98	70.8	4.58	5.6	SR12	7/10/2014 21:41	28.86	63.1	4.09	6.7
SR12	7/10/2014 3:46	28.95	64.2	4.16	7.3	SR12	7/10/2014 9:46	28.98	63.0	4.08	4.3	SR12	7/10/2014 15:46	28.98	70.1	4.53	7.3	SR12	7/10/2014 21:46	28.88	63.2	4.09	6.9
SR12	7/10/2014 3:51	28.94	65.4	4.24	6.5	SR12	7/10/2014 9:51	28.98	62.1	4.01	4.8	SR12	7/10/2014 15:51	28.98	69.2	4.48	6.3	SR12	7/10/2014 21:51	28.91	62.6	4.05	8.2
SR12	7/10/2014 3:56	28.95	64.4	4.17	7.5	SR12	7/10/2014 9:56	28.97	62.2	4.03	5.3	SR12	7/10/2014 15:56	28.97	69.6	4.50	5.4	SR12	7/10/2014 21:56	28.90	62.4	4.04	6.9
SR12	7/10/2014 4:01	28.96	63.9	4.14	8.3	SR12	7/10/2014 10:01	28.97	62.8	4.06	6.5	SR12	7/10/2014 16:01	28.99	69.3	4.48	6.2	SR12	7/10/2014 22:01	28.91	62.8	4.07	7.5
SR12	7/10/2014 4:06	28.95	63.9	4.14	8.1	SR12	7/10/2014 10:06	28.98	65.9	4.26	4.2	SR12	7/10/2014 16:06	28.99	68.8	4.45	6.6	SR12	7/10/2014 22:06	28.90	63.4	4.10	7.2
SR12	7/10/2014 4:11	28.95	63.7	4.13	6.9	SR12	7/10/2014 10:11	28.98	66.6	4.31	4.3	SR12	7/10/2014 16:11	29.00	69.2	4.48	6.6	SR12	7/10/2014 22:11	28.88	64.0	4.15	7.0
SR12	7/10/2014 4:16	28.96	62.9	4.07	7.0	SR12	7/10/2014 10:16	28.97	65.7	4.25	3.7	SR12	7/10/2014 16:16	29.00	69.8	4.51	6.7	SR12	7/10/2014 22:16	28.89	63.5	4.11	6.9
SR12	7/10/2014 4:21	28.96	63.0	4.08	6.7	SR12	7/10/2014 10:21	28.96	66.4	4.30	4.0	SR12	7/10/2014 16:21	29.00	69.7	4.51	7.5	SR12	7/10/2014 22:21	28.90	63.8	4.13	8.6
SR12	7/10/2014 4:26	28.95	62.9	4.07	7.2	SR12	7/10/2014 10:26	28.98	65.3	4.23	4.5	SR12	7/10/2014 16:26	28.99	69.3	4.48	7.1	SR12	7/10/2014 22:26	28.91	63.3	4.10	8.6
SR12	7/10/2014 4:31	28.94	62.7	4.06	5.5	SR12	7/10/2014 10:31	28.98	64.9	4.20	4.8	SR12	7/10/2014 16:31	28.99	68.8	4.45	6.3	SR12	7/10/2014 22:31	28.90	64.0	4.14	8.5
SR12	7/10/2014 4:36	28.95	62.4	4.04	5.8	SR12	7/10/2014 10:36	28.97	65.3	4.23	4.5	SR12	7/10/2014 16:36	28.99	69.0	4.46	6.2	SR12	7/10/2014 22:36	28.89	64.0	4.14	9.6
SR12	7/10/2014 4:41	28.95	61.3	3.97	5.5	SR12	7/10/2014 10:41	28.97	64.9	4.20	4.2	SR12	7/10/2014 16:41	28.99	68.4	4.42	6.8	SR12	7/10/2014 22:41	28.89	63.9	4.14	9.8
SR12	7/10/2014 4:46	28.95	61.8	4.00	5.4	SR12	7/10/2014 10:46	28.97	64.8	4.19	5.0	SR12	7/10/2014 16:46	28.99	67.5	4.37	7.3	SR12	7/10/2014 22:46	28.90	64.4	4.17	**11.7**
SR12	7/10/2014 4:51	28.96	61.7	4.00	5.7	SR12	7/10/2014 10:51	28.95	65.7	4.26	5.1	SR12	7/10/2014 16:51	28.99	67.4	4.36	7.2	SR12	7/10/2014 22:51	28.86	65.7	4.26	7.5
SR12	7/10/2014 4:56	28.96	61.4	3.97	**12.0**	SR12	7/10/2014 10:56	28.98	65.0	4.20	4.8	SR12	7/10/2014 16:56	28.99	67.2	4.35	7.6	SR12	7/10/2014 22:56	28.87	65.9	4.27	6.5
SR12	7/10/2014 5:01	28.96	60.5	3.92	6.7	SR12	7/10/2014 11:01	28.98	65.0	4.21	5.2	SR12	7/10/2014 17:01	29.00	65.8	4.26	7.9	SR12	7/10/2014 23:01	28.87	66.1	4.29	7.6
SR12	7/10/2014 5:06	28.97	60.9	3.94	5.7	SR12	7/10/2014 11:06	28.97	65.7	4.25	5.3	SR12	7/10/2014 17:06	28.99	65.8	4.26	8.2	SR12	7/10/2014 23:06	28.88	66.0	4.27	7.6
SR12	7/10/2014 5:11	28.96	60.2	3.90	5.3	SR12	7/10/2014 11:11	28.98	65.0	4.21	4.0	SR12	7/10/2014 17:11	28.99	65.8	4.26	8.2	SR12	7/10/2014 23:11	28.88	65.6	4.25	6.9
SR12	7/10/2014 5:16	28.95	60.2	3.90	5.7	SR12	7/10/2014 11:16	28.98	64.8	4.19	4.4	SR12	7/10/2014 17:16	28.98	66.4	4.29	9.5	SR12	7/10/2014 23:16	28.88	66.4	4.30	7.5
SR12	7/10/2014 5:21	28.95	61.2	3.96	5.4	SR12	7/10/2014 11:21	28.97	65.8	4.26	6.2	SR12	7/10/2014 17:21	28.98	66.5	4.30	9.7	SR12	7/10/2014 23:21	28.89	67.3	4.36	9.5
SR12	7/10/2014 5:26	28.95	60.4	3.91	5.1	SR12	7/10/2014 11:26	28.98	64.7	4.19	5.0	SR12	7/10/2014 17:26	28.97	66.7	4.32	**10.7**	SR12	7/10/2014 23:26	28.89	66.1	4.28	8.5
SR12	7/10/2014 5:31	28.95	61.2	3.96	4.6	SR12	7/10/2014 11:31	28.97	65.5	4.24	6.1	SR12	7/10/2014 17:31	28.98	66.4	4.30	**10.1**	SR12	7/10/2014 23:31	28.89	66.6	4.31	9.2
SR12	7/10/2014 5:36	28.96	61.1	3.95	5.0	SR12	7/10/2014 11:36	28.97	65.0	4.21	6.2	SR12	7/10/2014 17:36	28.98	65.5	4.24	9.5	SR12	7/10/2014 23:36	28.89	66.0	4.27	8.6
SR12	7/10/2014 5:41	28.96	60.1	3.89	5.8	SR12	7/10/2014 11:41	28.99	65.2	4.22	5.6	SR12	7/10/2014 17:41	28.98	65.9	4.26	**10.0**	SR12	7/10/2014 23:41	28.88	65.6	4.25	8.0
SR12	7/10/2014 5:46	28.97	60.7	3.92	6.2	SR12	7/10/2014 11:46	28.98	65.5	4.24	5.8	SR12	7/10/2014 17:46	28.97	66.1	4.28	8.7	SR12	7/10/2014 23:46	28.88	67.0	4.34	9.1
SR12	7/10/2014 5:51	28.97	61.3	3.96	5.1	SR12	7/10/2014 11:51	28.99	65.4	4.24	6.3	SR12	7/10/2014 17:51	28.97	65.9	4.26	9.0	SR12	7/10/2014 23:51	28.88	66.5	4.31	9.1
SR12	7/10/2014 5:56	28.94	61.0	3.95	4.5	SR12	7/10/2014 11:56	28.97	66.0	4.27	6.7	SR12	7/10/2014 17:56	28.96	65.3	4.22	9.6	SR12	7/10/2014 23:56	28.87	65.6	4.25	7.3

Station	Timestamp	Temp (° C)	DO (%)	DO (mg/L)	Tur (NTU)	Station	Timestamp	Temp (° C)	DO (%)	DO (mg/L)	Tur (NTU)	Station	Timestamp	Temp (° C)	DO (%)	DO (mg/L)	Tur (NTU)	Station	Timestamp	Temp (°C)	DO (%)	DO (mg/L)	Tur (NTU)
SR13	7/10/2014 0:00	29.00	60.8	**3.95**	3.7	SR13	7/10/2014 6:00	28.93	61.2	**3.98**	5.5	SR13	7/10/2014 12:00	28.90	64.8	**4.22**	2.3	SR13	7/10/2014 18:00	28.97	66.9	**4.36**	2.6
SR13	7/10/2014 0:05	28.99	59.9	**3.89**	3.1	SR13	7/10/2014 6:05	28.93	61.0	**3.97**	5.9	SR13	7/10/2014 12:05	28.96	66.4	**4.32**	1.4	SR13	7/10/2014 18:05	28.97	66.7	**4.34**	3.8
SR13	7/10/2014 0:10	28.99	59.9	**3.89**	3.0	SR13	7/10/2014 6:10	28.93	60.7	**3.95**	4.0	SR13	7/10/2014 12:10	28.95	66.0	**4.29**	1.3	SR13	7/10/2014 18:10	28.97	66.3	**4.32**	2.9
SR13	7/10/2014 0:15	28.98	60.1	**3.91**	4.6	SR13	7/10/2014 6:15	28.92	60.7	**3.96**	4.0	SR13	7/10/2014 12:15	28.95	66.2	**4.31**	1.6	SR13	7/10/2014 18:15	28.97	66.5	**4.33**	3.1
SR13	7/10/2014 0:20	29.00	61.1	**3.97**	7.3	SR13	7/10/2014 6:20	28.93	61.9	**4.03**	5.0	SR13	7/10/2014 12:20	28.94	65.9	**4.29**	1.8	SR13	7/10/2014 18:20	28.97	66.4	**4.32**	3.0
SR13	7/10/2014 0:25	28.99	60.9	**3.96**	7.6	SR13	7/10/2014 6:25	28.91	60.8	**3.97**	3.3	SR13	7/10/2014 12:25	28.88	61.2	**3.98**	2.5	SR13	7/10/2014 18:25	28.97	65.9	**4.29**	3.8
SR13	7/10/2014 0:30	28.99	61.4	**3.99**	6.0	SR13	7/10/2014 6:30	28.93	60.9	**3.97**	4.2	SR13	7/10/2014 12:30	28.85	59.9	**3.90**	2.2	SR13	7/10/2014 18:30	28.97	66.4	**4.32**	3.6
SR13	7/10/2014 0:35	28.99	59.8	**3.89**	5.3	SR13	7/10/2014 6:35	28.92	61.4	**4.00**	4.5	SR13	7/10/2014 12:35	28.91	64.0	**4.17**	1.5	SR13	7/10/2014 18:35	28.97	66.2	**4.31**	3.7
SR13	7/10/2014 0:40	28.99	60.1	**3.91**	5.9	SR13	7/10/2014 6:40	28.93	61.7	**4.02**	4.3	SR13	7/10/2014 12:40	28.92	64.9	**4.23**	1.6	SR13	7/10/2014 18:40	28.97	65.3	**4.25**	4.0
SR13	7/10/2014 0:45	28.99	60.1	**3.90**	6.8	SR13	7/10/2014 6:45	28.93	61.3	**4.00**	4.4	SR13	7/10/2014 12:45	28.91	64.2	**4.18**	2.0	SR13	7/10/2014 18:45	28.97	65.6	**4.27**	5.0
SR13	7/10/2014 0:50	28.99	59.8	**3.89**	5.4	SR13	7/10/2014 6:50	28.93	60.7	**3.95**	4.6	SR13	7/10/2014 12:50	28.89	63.9	**4.16**	3.2	SR13	7/10/2014 18:50	28.95	65.9	**4.29**	5.2
SR13	7/10/2014 0:55	28.98	58.8	**3.82**	4.9	SR13	7/10/2014 6:55	28.93	60.5	**3.94**	3.9	SR13	7/10/2014 12:55	28.89	63.5	**4.14**	3.8	SR13	7/10/2014 18:55	28.95	65.3	**4.25**	3.8
SR13	7/10/2014 1:00	28.99	59.6	**3.87**	4.2	SR13	7/10/2014 7:00	28.92	60.7	**3.95**	3.6	SR13	7/10/2014 13:00	28.89	64.0	**4.17**	4.8	SR13	7/10/2014 19:00	28.95	65.5	**4.26**	4.4
SR13	7/10/2014 1:05	28.96	55.4	**3.61**	2.5	SR13	7/10/2014 7:05	28.92	61.4	**4.00**	3.9	SR13	7/10/2014 13:05	28.90	63.5	**4.13**	3.7	SR13	7/10/2014 19:05	28.94	64.0	**4.17**	5.7
SR13	7/10/2014 1:10	28.98	57.5	**3.74**	3.3	SR13	7/10/2014 7:10	28.92	60.6	**3.95**	3.4	SR13	7/10/2014 13:10	28.90	63.4	**4.13**	3.2	SR13	7/10/2014 19:10	28.94	64.2	**4.18**	4.4
SR13	7/10/2014 1:15	28.97	58.1	**3.78**	3.7	SR13	7/10/2014 7:15	28.92	60.9	**3.97**	4.4	SR13	7/10/2014 13:15	28.89	63.7	**4.14**	3.7	SR13	7/10/2014 19:15	28.93	65.6	**4.27**	5.7
SR13	7/10/2014 1:20	28.97	60.0	**3.90**	**22.4**	SR13	7/10/2014 7:20	28.94	60.6	**3.95**	5.5	SR13	7/10/2014 13:20	28.90	64.4	**4.19**	5.1	SR13	7/10/2014 19:20	28.93	64.7	**4.21**	5.2
SR13	7/10/2014 1:25	28.95	62.6	**4.07**	9.9	SR13	7/10/2014 7:25	28.95	61.3	**3.99**	5.0	SR13	7/10/2014 13:25	28.89	62.2	**4.05**	6.2	SR13	7/10/2014 19:25	28.93	64.2	**4.18**	5.2
SR13	7/10/2014 1:30	28.95	61.3	**3.99**	10.3	SR13	7/10/2014 7:30	28.95	63.2	**4.11**	4.7	SR13	7/10/2014 13:30	28.90	64.1	**4.17**	4.5	SR13	7/10/2014 19:30	28.92	64.8	**4.22**	6.4
SR13	7/10/2014 1:35	28.95	62.0	**4.04**	12.7	SR13	7/10/2014 7:35	28.95	63.5	**4.13**	6.1	SR13	7/10/2014 13:35	28.89	63.6	**4.14**	5.6	SR13	7/10/2014 19:35	28.93	63.9	**4.16**	5.4
SR13	7/10/2014 1:40	28.95	62.2	**4.04**	12.0	SR13	7/10/2014 7:40	28.92	63.9	**4.15**	7.8	SR13	7/10/2014 13:40	28.89	62.8	**4.09**	6.8	SR13	7/10/2014 19:40	28.93	63.8	**4.15**	6.3
SR13	7/10/2014 1:45	28.95	62.3	**4.05**	12.4	SR13	7/10/2014 7:45	28.91	63.6	**4.14**	6.2	SR13	7/10/2014 13:45	29.04	65.4	**4.25**	3.0	SR13	7/10/2014 19:45	28.91	64.4	**4.19**	6.6
SR13	7/10/2014 1:50	28.95	61.7	**4.01**	10.2	SR13	7/10/2014 7:50	28.91	66.1	**4.30**	6.6	SR13	7/10/2014 13:50	29.06	67.0	**4.35**	2.5	SR13	7/10/2014 19:50	28.90	65.5	**4.26**	6.9
SR13	7/10/2014 1:55	28.95	62.2	**4.05**	12.2	SR13	7/10/2014 7:55	28.91	64.4	**4.19**	6.0	SR13	7/10/2014 13:55	29.03	66.6	**4.33**	2.4	SR13	7/10/2014 19:55	28.92	63.8	**4.15**	4.7
SR13	7/10/2014 2:00	28.95	62.4	**4.06**	8.3	SR13	7/10/2014 8:00	28.90	65.3	**4.25**	6.0	SR13	7/10/2014 14:00	29.04	66.2	**4.30**	2.3	SR13	7/10/2014 20:00	28.90	64.3	**4.19**	5.0
SR13	7/10/2014 2:05	28.95	61.5	**4.00**	6.9	SR13	7/10/2014 8:05	28.91	64.8	**4.22**	6.5	SR13	7/10/2014 14:05	29.03	65.6	**4.27**	2.0	SR13	7/10/2014 20:05	28.91	64.1	**4.17**	4.1
SR13	7/10/2014 2:10	28.94	62.5	**4.07**	7.5	SR13	7/10/2014 8:10	28.91	64.5	**4.19**	6.7	SR13	7/10/2014 14:10	29.02	65.1	**4.23**	2.1	SR13	7/10/2014 20:10	28.92	64.3	**4.18**	6.0
SR13	7/10/2014 2:15	28.94	62.2	**4.05**	6.0	SR13	7/10/2014 8:15	28.89	72.6	**4.72**	**19.3**	SR13	7/10/2014 14:15	29.02	65.8	**4.28**	1.9	SR13	7/10/2014 20:15	28.92	63.9	**4.16**	4.2
SR13	7/10/2014 2:20	28.94	62.0	**4.04**	5.7	SR13	7/10/2014 8:20	28.90	73.8	**4.81**	**18.3**	SR13	7/10/2014 14:20	29.01	65.9	**4.28**	2.0	SR13	7/10/2014 20:20	28.90	64.2	**4.18**	4.0
SR13	7/10/2014 2:25	28.94	61.7	**4.02**	6.0	SR13	7/10/2014 8:25	28.90	68.3	**4.45**	6.8	SR13	7/10/2014 14:25	29.01	65.4	**4.25**	2.1	SR13	7/10/2014 20:25	28.88	64.3	**4.19**	3.4
SR13	7/10/2014 2:30	28.92	62.7	**4.08**	5.0	SR13	7/10/2014 8:30	28.90	66.7	**4.34**	7.8	SR13	7/10/2014 14:30	29.00	65.2	**4.24**	2.5	SR13	7/10/2014 20:30	28.87	65.0	**4.23**	3.8
SR13	7/10/2014 2:35	28.91	63.8	**4.16**	4.8	SR13	7/10/2014 8:35	28.90	66.9	**4.35**	8.3	SR13	7/10/2014 14:35	29.00	64.5	**4.20**	1.6	SR13	7/10/2014 20:35	28.88	64.6	**4.21**	3.4
SR13	7/10/2014 2:40	28.91	63.7	**4.15**	3.6	SR13	7/10/2014 8:40	28.90	66.5	**4.32**	6.6	SR13	7/10/2014 14:40	28.99	64.8	**4.22**	2.8	SR13	7/10/2014 20:40	28.90	64.1	**4.18**	3.4
SR13	7/10/2014 2:45	28.91	64.8	**4.23**	8.3	SR13	7/10/2014 8:45	28.90	66.1	**4.30**	6.8	SR13	7/10/2014 14:45	29.00	66.4	**4.32**	4.7	SR13	7/10/2014 20:45	28.91	63.8	**4.16**	3.0
SR13	7/10/2014 2:50	28.93	65.0	**4.24**	6.1	SR13	7/10/2014 8:50	28.90	65.8	**4.28**	6.4	SR13	7/10/2014 14:50	29.00	66.0	**4.29**	2.8	SR13	7/10/2014 20:50	28.88	64.8	**4.22**	5.3
SR13	7/10/2014 2:55	28.92	64.2	**4.18**	5.3	SR13	7/10/2014 8:55	28.90	65.8	**4.28**	5.2	SR13	7/10/2014 14:55	28.99	66.0	**4.29**	3.4	SR13	7/10/2014 20:55	28.88	64.3	**4.19**	5.2
SR13	7/10/2014 3:00	28.92	63.6	**4.15**	5.7	SR13	7/10/2014 9:00	28.90	66.0	**4.30**	5.5	SR13	7/10/2014 15:00	28.99	65.8	**4.28**	3.3	SR13	7/10/2014 21:00	28.90	64.0	**4.17**	7.8
SR13	7/10/2014 3:05	28.92	63.1	**4.11**	4.0	SR13	7/10/2014 9:05	28.88	65.4	**4.26**	3.7	SR13	7/10/2014 15:05	28.99	65.2	**4.24**	3.4	SR13	7/10/2014 21:05	28.90	64.4	**4.19**	7.7
SR13	7/10/2014 3:10	28.93	64.5	**4.20**	3.7	SR13	7/10/2014 9:10	28.88	65.3	**4.25**	3.7	SR13	7/10/2014 15:10	28.99	65.7	**4.27**	4.0	SR13	7/10/2014 21:10	28.90	64.5	**4.20**	8.3
SR13	7/10/2014 3:15	28.92	64.1	**4.18**	3.1	SR13	7/10/2014 9:15	28.87	65.1	**4.24**	3.3	SR13	7/10/2014 15:15	28.99	65.9	**4.29**	4.1	SR13	7/10/2014 21:15	28.90	63.8	**4.15**	5.5
SR13	7/10/2014 3:20	28.92	64.2	**4.18**	3.6	SR13	7/10/2014 9:20	28.88	65.0	**4.23**	5.0	SR13	7/10/2014 15:20	28.99	66.4	**4.32**	3.2	SR13	7/10/2014 21:20	28.90	63.2	**4.12**	5.0
SR13	7/10/2014 3:25	28.90	64.1	**4.18**	2.8	SR13	7/10/2014 9:25	28.88	65.4	**4.26**	2.8	SR13	7/10/2014 15:25	29.00	67.1	**4.37**	2.6	SR13	7/10/2014 21:25	28.90	62.8	**4.09**	4.7
SR13	7/10/2014 3:30	28.86	64.7	**4.22**	3.4	SR13	7/10/2014 9:30	28.88	65.1	**4.24**	3.0	SR13	7/10/2014 15:30	29.00	66.8	**4.34**	2.6	SR13	7/10/2014 21:30	28.89	63.5	**4.14**	4.9
SR13	7/10/2014 3:35	28.90	64.4	**4.20**	3.3	SR13	7/10/2014 9:35	28.88	64.8	**4.22**	3.0	SR13	7/10/2014 15:35	28.99	66.8	**4.35**	2.9	SR13	7/10/2014 21:35	28.90	63.3	**4.12**	4.9
SR13	7/10/2014 3:40	28.90	64.0	**4.18**	2.8	SR13	7/10/2014 9:40	28.89	64.7	**4.21**	3.5	SR13	7/10/2014 15:40	29.00	66.8	**4.34**	2.5	SR13	7/10/2014 21:40	28.89	64.3	**4.19**	4.7
SR13	7/10/2014 3:45	28.91	64.3	**4.19**	3.1	SR13	7/10/2014 9:45	28.88	64.6	**4.20**	2.9	SR13	7/10/2014 15:45	28.99	66.2	**4.31**	2.6	SR13	7/10/2014 21:45	28.89	64.0	**4.17**	4.9
SR13	7/10/2014 3:50	28.90	64.2	**4.18**	2.7	SR13	7/10/2014 9:50	28.86	66.4	**4.33**	2.0	SR13	7/10/2014 15:50	29.00	67.0	**4.36**	2.8	SR13	7/10/2014 21:50	28.90	63.2	**4.11**	4.7
SR13	7/10/2014 3:55	28.90	64.0	**4.17**	3.4	SR13	7/10/2014 9:55	28.88	66.3	**4.32**	2.3	SR13	7/10/2014 15:55	29.00	66.6	**4.34**	2.3	SR13	7/10/2014 21:55	28.90	63.6	**4.14**	4.4
SR13	7/10/2014 4:00	28.91	63.8	**4.16**	3.1	SR13	7/10/2014 10:00	28.88	65.7	**4.28**	2.2	SR13	7/10/2014 16:00	29.00	66.5	**4.33**	2.0	SR13	7/10/2014 22:00	28.90	63.1	**4.11**	3.8
SR13	7/10/2014 4:05	28.91	63.9	**4.17**	3.1	SR13	7/10/2014 10:05	28.86	66.1	**4.31**	2.2	SR13	7/10/2014 16:05	29.00	66.5	**4.33**	2.2	SR13	7/10/2014 22:05	28.90	63.7	**4.15**	4.3
SR13	7/10/2014 4:10	28.91	63.3	**4.13**	3.2	SR13	7/10/2014 10:10	28.87	66.8	**4.35**	2.7	SR13	7/10/2014 16:10	29.00	65.9	**4.29**	1.9	SR13	7/10/2014 22:10	28.90	63.1	**4.11**	4.5
SR13	7/10/2014 4:15	28.91	63.6	**4.15**	2.7	SR13	7/10/2014 10:15	28.86	66.4	**4.32**	2.3	SR13	7/10/2014 16:15	29.01	65.8	**4.28**	1.9	SR13	7/10/2014 22:15	28.90	63.0	**4.10**	4.0
SR13	7/10/2014 4:20	28.89	63.7	**4.16**	2.6	SR13	7/10/2014 10:20	28.87	65.8	**4.28**	1.7	SR13	7/10/2014 16:20	29.01	66.3	**4.31**	1.8	SR13	7/10/2014 22:20	28.90	65.1	**4.23**	4.5
SR13	7/10/2014 4:25	28.90	63.5	**4.14**	2.5	SR13	7/10/2014 10:25	28.86	66.0	**4.30**	1.7	SR13	7/10/2014 16:25	29.00	67.0	**4.36**	2.4	SR13	7/10/2014 22:25	28.90	64.8	**4.22**	5.0
SR13	7/10/2014 4:30	28.90	63.7	**4.15**	2.8	SR13	7/10/2014 10:30	28.87	65.8	**4.29**	2.2	SR13	7/10/2014 16:30	29.01	66.7	**4.34**	1.6	SR13	7/10/2014 22:30	28.90	63.6	**4.13**	2.9
SR13	7/10/2014 4:35	28.90	63.4	**4.14**	2.1	SR13	7/10/2014 10:35	28.87	65.0	**4.24**	1.8	SR13	7/10/2014 16:35	29.00	66.7	**4.34**	2.3	SR13	7/10/2014 22:35	28.90	64.7	**4.21**	3.5
SR13	7/10/2014 4:40	28.90	63.2	**4.12**	2.0	SR13	7/10/2014 10:40	28.86	64.3	**4.19**	1.7	SR13	7/10/2014 16:40	29.00	66.3	**4.32**	1.7	SR13	7/10/2014 22:40	28.90	63.6	**4.14**	3.6
SR13	7/10/2014 4:45	28.90	63.4	**4.14**	2.8	SR13	7/10/2014 10:45	28.86	65.5	**4.27**	1.6	SR13	7/10/2014 16:45	28.99	66.4	**4.32**	1.7	SR13	7/10/2014 22:45	28.89	65.5	**4.26**	4.0
SR13	7/10/2014 4:50	28.91	62.8	**4.10**	2.3	SR13	7/10/2014 10:50	28.87	63.7	**4.15**	2.5	SR13	7/10/2014 16:50	28.99	66.2	**4.31**	1.7	SR13	7/10/2014 22:50	28.89	66.3	**4.31**	5.4
SR13	7/10/2014 4:55	28.91	62.9	**4.10**	2.1	SR13	7/10/2014 10:55	28.87	64.7	**4.21**	1.8	SR13	7/10/2014 16:55	29.00	65.7	**4.28**	2.1	SR13	7/10/2014 22:55	28.88	66.0	**4.29**	4.5
SR13	7/10/2014 5:00	28.91	63.3	**4.13**	2.7	SR13	7/10/2014 11:00	28.87	63.9	**4.16**	1.5	SR13	7/10/2014 17:00	29.00	65.3	**4.25**	1.9	SR13	7/10/2014 23:00	28.88	66.2	**4.31**	4.9
SR13	7/10/2014 5:05	28.90	62.7	**4.09**	2.6	SR13	7/10/2014 11:05	28.86	64.1	**4.18**	1.8	SR13	7/10/2014 17:05	28.99	65.4	**4.26**	1.9	SR13	7/10/2014 23:05	28.86	66.9	**4.35**	5.1
SR13	7/10/2014 5:10	28.90	63.3	**4.13**	3.3	SR13	7/10/2014 11:10	28.89	66.6	**4.33**	2.8	SR13	7/10/2014 17:10	29.00	65.3	**4.25**	2.8	SR13	7/10/2014 23:10	28.88	65.8	**4.28**	4.7
SR13	7/10/2014 5:15	28.90	63.4	**4.13**	2.2	SR13	7/10/2014 11:15	28.89	65.2	**4.25**	2.4	SR13	7/10/2014 17:15	28.96	66.0	**4.29**	2.1	SR13	7/10/2014 23:15	28.83	64.5	**4.20**	3.4
SR13	7/10/2014 5:20	28.90	61.8	**4.03**	2.6	SR13	7/10/2014 11:20	28.89	64.5	**4.20**	2.7	SR13	7/10/2014 17:20	28.98	66.4	**4.32**	1.7	SR13	7/10/2014 23:20	28.83	64.8	**4.22**	3.9
SR13	7/10/2014 5:25	28.90	62.4	**4.07**	3.3	SR13	7/10/2014 11:25	28.89	64.7	**4.21**	2.7	SR13	7/10/2014 17:25	28.96	65.5	**4.27**	1.4	SR13	7/10/2014 23:25	28.86	64.4	**4.19**	3.5
SR13	7/10/2014 5:30	28.90	61.5	**4.01**	3.0	SR13	7/10/2014 11:30	28.89	64.4	**4.20**	2.5	SR13	7/10/2014 17:30	28.97	65.9	**4.29**	1.9	SR13	7/10/2014 23:30	28.87	63.6	**4.14**	3.5
SR13	7/10/2014 5:35	28.91	62.1	**4.05**	4.2	SR13	7/10/2014 11:35	28.89	64.6	**4.21**	2.9	SR13	7/10/2014 17:35	28.97	67.5	**4.40**	5.0	SR13	7/10/2014 23:35	28.87	65.0	**4.23**	3.8
SR13	7/10/2014 5:40	28.91	61.9	**4.04**	4.4	SR13	7/10/2014 11:40	28.89	64.3	**4.19**	2.8	SR13	7/10/2014 17:40	28.97	67.8	**4.41**	2.1	SR13	7/10/2014 23:40	28.83	63.7	**4.15**	3.2
SR13	7/10/2014 5:45	28.91	61.9	**4.04**	4.2	SR13	7/10/2014 11:45	28.88	63.7	**4.15**	2.4	SR13	7/10/2014 17:45	28.97	67.8	**4.41**	2.5	SR13	7/10/2014 23:45	28.82	63.3	**4.12**	2.6
SR13	7/10/2014 5:50	28.92	61.6	**4.01**	5.0	SR13	7/10/2014 11:50	28.89	64.5	**4.20**	2.4	SR13	7/10/2014 17:50	28.97	67.2	**4.37**	2.3	SR13	7/10/2014 23:50	28.85	64.6	**4.20**	4.0
SR13	7/10/2014 5:55	28.92	61.7	**4.03**	3.9	SR13	7/10/2014 11:55	28.89	64.8	**4.22**	2.2	SR13	7/10/2014 17:55	28.97	67.1	**4.37**	2.6	SR13	7/10/2014 23:55	28.84	63.8	**4.16**	3.5

Station	Timestamp	NH_3 (mg/L)				Station	Timestamp	NH_3 (mg/L)			
SR4	7/10/2014 0:17	0.06				SR12	7/10/2014 0:17	0.06			
SR4	7/10/2014 0:37	0.06				SR12	7/10/2014 0:37	0.07			
SR4	7/10/2014 0:57	0.07				SR12	7/10/2014 0:57	0.06			
SR4	7/10/2014 1:17	0.08				SR12	7/10/2014 1:17	0.06			
SR4	7/10/2014 1:37	0.09				SR12	7/10/2014 1:37	0.06			
SR4	7/10/2014 1:57	0.08				SR12	7/10/2014 1:57	0.07			
SR4	7/10/2014 2:17	0.08				SR12	7/10/2014 2:17	0.06			
SR4	7/10/2014 2:37	0.07				SR12	7/10/2014 2:37	0.06			
SR4	7/10/2014 2:57	0.08				SR12	7/10/2014 2:57	0.08			
SR4	7/10/2014 3:17	0.07				SR12	7/10/2014 3:17	0.07			
SR4	7/10/2014 3:37	0.07				SR12	7/10/2014 3:37	0.06			
SR4	7/10/2014 3:57	0.08				SR12	7/10/2014 3:57	0.05			
SR4	7/10/2014 4:17	0.08				SR12	7/10/2014 4:17	0.05			
SR4	7/10/2014 4:37	0.12				SR12	7/10/2014 4:37	0.05			
SR4	7/10/2014 4:57	0.09				SR12	7/10/2014 4:57	0.05			
SR4	7/10/2014 5:17	0.09				SR12	7/10/2014 5:17	0.05			
SR4	7/10/2014 5:37	0.10				SR12	7/10/2014 5:37	0.06			
SR4	7/10/2014 5:57	0.11				SR12	7/10/2014 5:57	0.06			
SR4						SR12					
SR4	7/10/2014 6:37	0.09				SR12	7/10/2014 6:37	0.06			
SR4	7/10/2014 6:57	0.10				SR12	7/10/2014 6:57	0.07			
SR4	7/10/2014 7:17	0.09				SR12	7/10/2014 7:17	0.08			
SR4	7/10/2014 7:37	0.09				SR12	7/10/2014 7:37	0.08			
SR4	7/10/2014 7:57	0.09				SR12	7/10/2014 7:57	0.09			
SR4	7/10/2014 8:17	0.08				SR12	7/10/2014 8:17	0.09			
SR4	7/10/2014 8:37	0.08				SR12	7/10/2014 8:37	0.09			
SR4	7/10/2014 8:57	0.08				SR12	7/10/2014 8:57	0.09			
SR4	7/10/2014 9:17	0.08				SR12	7/10/2014 9:17	0.08			
SR4	7/10/2014 9:37	0.08				SR12	7/10/2014 9:37	0.08			
SR4	7/10/2014 9:57	0.09				SR12	7/10/2014 9:57	0.08			
SR4	7/10/2014 10:17	0.09				SR12	7/10/2014 10:17	0.09			
SR4	7/10/2014 10:37	0.09				SR12	7/10/2014 10:37	0.07			
SR4	7/10/2014 10:57	0.09				SR12	7/10/2014 10:57	0.07			
SR4	7/10/2014 11:17	0.08				SR12	7/10/2014 11:17	0.08			
SR4	7/10/2014 11:37	0.08				SR12	7/10/2014 11:37	0.07			
SR4	7/10/2014 11:57	0.08				SR12	7/10/2014 11:57	0.07			
SR4	7/10/2014 12:17	0.09				SR12	7/10/2014 12:17	0.07			
SR4	7/10/2014 12:37	0.07				SR12	7/10/2014 12:37	0.07			
SR4	7/10/2014 12:57	0.07				SR12	7/10/2014 12:57	0.06			
SR4	7/10/2014 13:17	0.08				SR12	7/10/2014 13:17	0.06			
SR4	7/10/2014 13:37	0.07				SR12	7/10/2014 13:37	0.07			
SR4	7/10/2014 13:57	0.07				SR12	7/10/2014 13:57	0.06			
SR4	7/10/2014 14:17	0.07				SR12	7/10/2014 14:17	0.06			
SR4	7/10/2014 14:37	0.08				SR12	7/10/2014 14:37	0.07			
SR4	7/10/2014 14:57	0.07				SR12	7/10/2014 14:57	0.06			
SR4	7/10/2014 15:17	0.08				SR12	7/10/2014 15:17	0.08			
SR4	7/10/2014 15:37	0.07				SR12	7/10/2014 15:37	0.08			
SR4	7/10/2014 15:57	0.06				SR12	7/10/2014 15:57	0.07			
SR4	7/10/2014 16:17	0.07				SR12	7/10/2014 16:17	0.06			
SR4	7/10/2014 16:37	0.07				SR12	7/10/2014 16:37	0.06			
SR4	7/10/2014 16:57	0.08				SR12	7/10/2014 16:57	0.07			
SR4	7/10/2014 17:17	0.09				SR12	7/10/2014 17:17	0.07			
SR4	7/10/2014 17:37	0.07				SR12	7/10/2014 17:37	0.07			
SR4	7/10/2014 17:57	0.08				SR12	7/10/2014 17:57	0.06			
SR4	7/10/2014 18:17	0.08				SR12	7/10/2014 18:17	0.06			
SR4	7/10/2014 18:37	0.08				SR12	7/10/2014 18:37	0.07			
SR4	7/10/2014 18:57	0.06				SR12	7/10/2014 18:57	0.07			
SR4	7/10/2014 19:17	0.07				SR12	7/10/2014 19:17	0.07			
SR4	7/10/2014 19:37	0.09				SR12	7/10/2014 19:37	0.07			
SR4	7/10/2014 19:57	0.09				SR12	7/10/2014 19:57	0.08			
SR4	7/10/2014 20:17	0.08				SR12	7/10/2014 20:17	0.08			
SR4	7/10/2014 20:37	0.05				SR12	7/10/2014 20:37	0.08			
SR4	7/10/2014 20:57	0.06				SR12	7/10/2014 20:57	0.06			
SR4	7/10/2014 21:17	0.06				SR12	7/10/2014 21:17	0.07			
SR4	7/10/2014 21:37	0.06				SR12	7/10/2014 21:37	0.09			
SR4	7/10/2014 21:57	0.06				SR12	7/10/2014 21:57	0.09			
SR4	7/10/2014 22:17	0.06				SR12	7/10/2014 22:17	0.08			
SR4	7/10/2014 22:37	0.06				SR12	7/10/2014 22:37	0.05			
SR4	7/10/2014 22:57	0.06				SR12	7/10/2014 22:57	0.06			
SR4	7/10/2014 23:17	0.06				SR12	7/10/2014 23:17	0.06			
SR4	7/10/2014 23:37	0.07				SR12	7/10/2014 23:37	0.06			
SR4	7/10/2014 23:57	0.07				SR12	7/10/2014 23:57	0.06			

Remark: Fonts with underline: Action Level Exceedance
Fonts with bold and underline: Limit Level Exceedance
Automatic Instrument calibration of NH3-N monitor was carried out during 5:57-6:37 at SR4 and SR12.
SR5 monitoring station was under maintenance during 12:45-13:00.
SR9 monitoring station was under maintenance during 11:40-12:00.
SR10 monitoring station was under maintenance during 15:35-16:20.

Station	Timestamp	Temp (° C)	DO (%)	DO (mg/L)	Tur (NTU)	Station	Timestamp	Temp (° C)	DO (%)	DO (mg/L)	Tur (NTU)	Station	Timestamp	Temp (° C)	DO (%)	DO (mg/L)	Tur (NTU)	Station	Timestamp	Temp (°C)	DO (%)	DO (mg/L)	Tur (NTU)
SR4	8/10/2014 0:01	28.87	83.8	5.73	4.2	SR4	8/10/2014 6:01	28.73	86.1	5.91	6.1	SR4	8/10/2014 12:01	28.91	87.0	5.97	3.2	SR4	8/10/2014 18:01	28.86	88.1	5.73	6.8
SR4	8/10/2014 0:06	28.87	83.8	5.73	4.4	SR4	8/10/2014 6:06	28.73	86.5	5.94	7.5	SR4	8/10/2014 12:06	28.88	86.9	5.97	3.4	SR4	8/10/2014 18:06	28.86	88.1	5.73	8.5
SR4	8/10/2014 0:11	28.87	83.3	5.71	4.0	SR4	8/10/2014 6:11	28.72	86.0	5.91	5.6	SR4	8/10/2014 12:11	28.87	86.2	5.92	4.6	SR4	8/10/2014 18:11	28.86	87.9	5.72	8.1
SR4	8/10/2014 0:16	28.87	83.7	5.73	4.6	SR4	8/10/2014 6:16	28.71	85.7	5.89	5.7	SR4	8/10/2014 12:16	28.92	87.4	6.00	3.1	SR4	8/10/2014 18:16	28.86	87.5	5.69	6.0
SR4	8/10/2014 0:21	28.87	84.3	5.77	5.2	SR4	8/10/2014 6:21	28.72	86.0	5.91	6.8	SR4	8/10/2014 12:21	28.90	87.5	6.00	4.4	SR4	8/10/2014 18:21	28.86	87.9	5.72	7.6
SR4	8/10/2014 0:26	28.86	83.6	5.72	4.4	SR4	8/10/2014 6:26	28.71	86.0	5.91	5.7	SR4	8/10/2014 12:26	28.90	87.2	5.99	4.3	SR4	8/10/2014 18:26	28.86	87.1	5.67	6.4
SR4	8/10/2014 0:31	28.86	83.0	5.68	3.7	SR4	8/10/2014 6:31	28.70	85.5	5.87	6.1	SR4	8/10/2014 12:31	28.90	87.7	6.02	4.4	SR4	8/10/2014 18:31	28.85	87.2	5.68	8.4
SR4	8/10/2014 0:36	28.86	83.7	5.73	4.5	SR4	8/10/2014 6:36	28.72	85.5	5.88	5.6	SR4	8/10/2014 12:36	28.92	86.9	5.97	3.9	SR4	8/10/2014 18:36	28.85	87.4	5.69	6.3
SR4	8/10/2014 0:41	28.85	82.5	5.65	4.8	SR4	8/10/2014 6:41	28.72	85.9	5.90	6.2	SR4	8/10/2014 12:41	28.94	87.3	5.99	3.5	SR4	8/10/2014 18:41	28.84	87.4	5.69	5.2
SR4	8/10/2014 0:46	28.85	81.8	5.60	3.0	SR4	8/10/2014 6:46	28.72	85.6	5.88	6.2	SR4	8/10/2014 12:46	28.93	87.5	6.01	4.1	SR4	8/10/2014 18:46	28.85	87.4	5.69	6.3
SR4	8/10/2014 0:51	28.85	83.5	5.70	5.0	SR4	8/10/2014 6:51	28.72	86.0	5.91	6.3	SR4	8/10/2014 12:51	28.94	87.3	5.99	3.8	SR4	8/10/2014 18:51	28.85	87.4	5.69	6.9
SR4	8/10/2014 0:56	28.85	83.0	5.68	4.3	SR4	8/10/2014 6:56	28.72	85.7	5.89	6.0	SR4	8/10/2014 12:56	28.96	87.3	5.96	5.0	SR4	8/10/2014 18:56	28.84	87.3	5.68	7.1
SR4	8/10/2014 1:01	28.86	82.4	5.64	3.8	SR4	8/10/2014 7:01	28.71	85.3	5.87	6.1	SR4	8/10/2014 13:01	28.95	87.0	5.97	3.3	SR4	8/10/2014 19:01	28.84	86.8	5.64	8.4
SR4	8/10/2014 1:06	28.84	82.0	5.62	3.6	SR4	8/10/2014 7:06	28.72	85.5	5.88	6.6	SR4	8/10/2014 13:06	28.97	87.3	5.99	3.7	SR4	8/10/2014 19:06	28.83	87.0	5.66	7.0
SR4	8/10/2014 1:11	28.84	81.9	5.62	3.8	SR4	8/10/2014 7:11	28.72	85.3	5.86	6.4	SR4	8/10/2014 13:11	28.96	87.3	5.98	3.5	SR4	8/10/2014 19:11	28.84	86.9	5.65	7.1
SR4	8/10/2014 1:16	28.83	81.3	5.56	3.4	SR4	8/10/2014 7:16	28.73	85.5	5.87	8.7	SR4	8/10/2014 13:16	28.96	86.7	5.95	3.0	SR4	8/10/2014 19:16	28.83	87.0	5.66	7.0
SR4	8/10/2014 1:21	28.82	81.1	5.51	2.9	SR4	8/10/2014 7:21	28.73	84.9	5.83	6.6	SR4	8/10/2014 13:21	28.95	86.7	5.94	2.7	SR4	8/10/2014 19:21	28.84	86.9	5.66	7.0
SR4	8/10/2014 1:26	28.81	80.8	5.52	2.7	SR4	8/10/2014 7:26	28.74	85.4	5.86	8.5	SR4	8/10/2014 13:26	28.93	86.2	5.90	3.0	SR4	8/10/2014 19:26	28.83	86.7	5.64	6.8
SR4	8/10/2014 1:31	28.81	81.1	5.54	4.6	SR4	8/10/2014 7:31	28.73	85.4	5.87	6.8	SR4	8/10/2014 13:31	28.94	87.2	5.97	3.6	SR4	8/10/2014 19:31	28.83	86.5	5.63	7.0
SR4	8/10/2014 1:36	28.82	81.4	5.57	2.5	SR4	8/10/2014 7:36	28.73	85.3	5.86	6.9	SR4	8/10/2014 13:36	28.93	86.5	5.93	3.3	SR4	8/10/2014 19:36	28.83	86.6	5.63	6.8
SR4	8/10/2014 1:41	28.82	80.4	5.50	2.1	SR4	8/10/2014 7:41	28.74	85.2	5.85	6.9	SR4						SR4	8/10/2014 19:41	28.83	86.4	5.62	5.9
SR4	8/10/2014 1:46	28.82	81.1	5.55	2.7	SR4	8/10/2014 7:46	28.74	85.4	5.86	6.4	SR4						SR4	8/10/2014 19:46	28.82	85.8	5.58	4.8
SR4	8/10/2014 1:51	28.82	80.9	5.53	2.7	SR4	8/10/2014 7:51	28.74	85.5	5.87	6.4	SR4						SR4	8/10/2014 19:51	28.82	86.3	5.61	6.3
SR4	8/10/2014 1:56	28.82	80.7	5.52	3.0	SR4	8/10/2014 7:56	28.74	85.5	5.88	5.9	SR4						SR4	8/10/2014 19:56	28.82	86.3	5.61	6.3
SR4	8/10/2014 2:01	28.82	79.8	5.46	3.4	SR4	8/10/2014 8:01	28.74	85.1	5.84	7.0	SR4						SR4	8/10/2014 20:01	28.82	86.1	5.60	5.5
SR4	8/10/2014 2:06	28.82	80.1	5.47	2.2	SR4	8/10/2014 8:06	28.74	85.6	5.88	5.6	SR4						SR4	8/10/2014 20:06	28.82	86.1	5.60	5.4
SR4	8/10/2014 2:11	28.82	78.4	5.35	1.9	SR4	8/10/2014 8:11	28.74	85.7	5.88	6.3	SR4						SR4	8/10/2014 20:11	28.82	85.5	5.57	5.7
SR4	8/10/2014 2:16	28.82	80.3	5.50	2.8	SR4	8/10/2014 8:16	28.74	85.4	5.86	5.6	SR4						SR4	8/10/2014 20:16	28.82	85.5	5.56	6.9
SR4	8/10/2014 2:21	28.82	79.6	5.45	3.0	SR4	8/10/2014 8:21	28.74	85.4	5.85	5.3	SR4						SR4	8/10/2014 20:21	28.82	85.2	5.54	6.2
SR4	8/10/2014 2:26	28.82	80.0	5.48	2.6	SR4	8/10/2014 8:26	28.75	85.5	5.81	5.9	SR4						SR4	8/10/2014 20:26	28.81	85.8	5.58	5.2
SR4	8/10/2014 2:31	28.82	80.5	5.52	3.3	SR4	8/10/2014 8:31	28.75	85.5	5.81	5.8	SR4						SR4	8/10/2014 20:31	28.81	85.8	5.58	5.7
SR4	8/10/2014 2:36	28.83	81.5	5.59	4.0	SR4	8/10/2014 8:36	28.75	85.4	5.81	5.4	SR4	8/10/2014 14:36	28.90	85.4	5.55	3.9	SR4	8/10/2014 20:36	28.80	86.1	5.60	5.9
SR4	8/10/2014 2:41	28.83	82.0	5.62	3.3	SR4	8/10/2014 8:41	28.75	85.3	5.80	4.7	SR4	8/10/2014 14:41	28.91	86.5	5.62	6.3	SR4	8/10/2014 20:41	28.80	86.2	5.60	5.0
SR4	8/10/2014 2:46	28.83	82.5	5.66	5.7	SR4	8/10/2014 8:46	28.75	85.4	5.80	5.6	SR4	8/10/2014 14:46	28.91	86.8	5.64	4.8	SR4	8/10/2014 20:46	28.80	85.5	5.56	4.6
SR4	8/10/2014 2:51	28.83	84.3	5.78	6.7	SR4	8/10/2014 8:51	28.76	85.5	5.81	5.5	SR4	8/10/2014 14:51	28.91	86.3	5.61	3.6	SR4	8/10/2014 20:51	28.80	85.5	5.56	5.0
SR4	8/10/2014 2:56	28.83	84.2	5.78	5.0	SR4	8/10/2014 8:56	28.76	85.6	5.86	5.6	SR4	8/10/2014 14:56	28.93	87.0	5.65	3.4	SR4	8/10/2014 20:56	28.80	84.8	5.52	4.8
SR4	8/10/2014 3:01	28.83	85.0	5.83	6.3	SR4	8/10/2014 9:01	28.76	85.5	5.87	5.7	SR4	8/10/2014 15:01	28.93	87.0	5.65	3.7	SR4	8/10/2014 21:01	28.79	85.6	5.57	6.8
SR4	8/10/2014 3:06	28.83	84.9	5.82	5.9	SR4	8/10/2014 9:06	28.76	85.9	5.90	5.4	SR4	8/10/2014 15:06	28.93	87.8	5.71	3.9	SR4	8/10/2014 21:06	28.80	85.3	5.55	5.4
SR4	8/10/2014 3:11	28.83	84.7	5.81	4.1	SR4	8/10/2014 9:11	28.76	85.7	5.88	5.0	SR4	8/10/2014 15:11	28.92	87.0	5.66	3.7	SR4	8/10/2014 21:11	28.79	85.7	5.58	4.2
SR4	8/10/2014 3:16	28.82	85.1	5.84	5.0	SR4	8/10/2014 9:16	28.77	85.6	5.88	4.5	SR4	8/10/2014 15:16	28.93	87.1	5.66	3.9	SR4	8/10/2014 21:16	28.79	85.7	5.58	4.9
SR4	8/10/2014 3:21	28.82	85.8	5.88	5.2	SR4	8/10/2014 9:21	28.77	85.4	5.86	7.6	SR4	8/10/2014 15:21	28.93	87.3	5.68	3.9	SR4	8/10/2014 21:21	28.79	85.0	5.53	4.5
SR4	8/10/2014 3:26	28.81	85.9	5.89	5.6	SR4	8/10/2014 9:26	28.77	85.3	5.85	4.6	SR4	8/10/2014 15:26	28.94	87.1	5.66	3.9	SR4	8/10/2014 21:26	28.80	84.8	5.52	4.4
SR4	8/10/2014 3:31	28.82	85.0	5.76	4.6	SR4	8/10/2014 9:31	28.77	85.8	5.89	4.2	SR4	8/10/2014 15:31	28.93	87.5	5.68	4.3	SR4	8/10/2014 21:31	28.79	84.8	5.52	4.0
SR4	8/10/2014 3:36	28.81	84.5	5.79	4.2	SR4	8/10/2014 9:36	28.77	86.1	5.91	6.0	SR4	8/10/2014 15:36	28.94	87.7	5.70	5.9	SR4	8/10/2014 21:36	28.79	84.7	5.51	4.3
SR4	8/10/2014 3:41	28.82	85.0	5.83	4.7	SR4	8/10/2014 9:41	28.78	86.4	5.93	4.3	SR4	8/10/2014 15:41	28.93	87.1	5.66	4.9	SR4	8/10/2014 21:41	28.79	85.5	5.56	4.2
SR4	8/10/2014 3:46	28.82	85.8	5.89	5.1	SR4	8/10/2014 9:46	28.79	86.2	5.92	4.1	SR4	8/10/2014 15:46	28.94	87.7	5.70	3.6	SR4	8/10/2014 21:46	28.77	85.4	5.56	4.4
SR4	8/10/2014 3:51	28.82	87.3	5.98	5.6	SR4	8/10/2014 9:51	28.79	86.5	5.93	4.1	SR4	8/10/2014 15:51	28.94	87.5	5.68	3.1	SR4	8/10/2014 21:51	28.76	85.8	5.59	4.2
SR4	8/10/2014 3:56	28.82	87.0	5.97	4.3	SR4	8/10/2014 9:56	28.79	86.7	5.95	3.7	SR4	8/10/2014 15:56	28.91	85.6	5.56	4.4	SR4	8/10/2014 21:56	28.76	86.2	5.62	3.8
SR4	8/10/2014 4:01	28.81	86.8	5.95	4.5	SR4	8/10/2014 10:01	28.80	86.5	5.93	3.6	SR4	8/10/2014 16:01	28.93	87.4	5.68	6.1	SR4	8/10/2014 22:01	28.75	86.8	5.66	4.1
SR4	8/10/2014 4:06	28.81	85.9	5.90	4.2	SR4	8/10/2014 10:06	28.82	87.0	5.96	3.8	SR4	8/10/2014 16:06	28.95	86.6	5.63	5.4	SR4	8/10/2014 22:06	28.75	86.7	5.65	3.7
SR4	8/10/2014 4:11	28.81	85.1	5.83	5.0	SR4	8/10/2014 10:11	28.82	87.0	5.97	2.9	SR4	8/10/2014 16:11	28.95	87.8	5.71	6.9	SR4	8/10/2014 22:11	28.74	85.9	5.60	3.3
SR4	8/10/2014 4:16	28.81	86.4	5.93	4.4	SR4	8/10/2014 10:16	28.84	87.0	5.97	3.3	SR4	8/10/2014 16:16	28.98	87.7	5.69	5.0	SR4	8/10/2014 22:16	28.73	85.1	5.55	3.5
SR4	8/10/2014 4:21	28.79	86.1	5.90	4.7	SR4	8/10/2014 10:21	28.84	87.2	5.99	2.8	SR4	8/10/2014 16:21	29.00	88.0	5.71	3.9	SR4	8/10/2014 22:21	28.73	85.6	5.58	3.5
SR4	8/10/2014 4:26	28.79	85.9	5.89	3.9	SR4	8/10/2014 10:26	28.86	87.2	5.99	3.1	SR4	8/10/2014 16:26	28.99	88.2	5.73	3.9	SR4	8/10/2014 22:26	28.74	85.9	5.59	3.3
SR4	8/10/2014 4:31	28.77	85.8	5.88	4.1	SR4	8/10/2014 10:31	28.89	87.1	5.97	3.5	SR4	8/10/2014 16:31	28.97	88.1	5.72	4.1	SR4	8/10/2014 22:31	28.74	86.8	5.66	3.3
SR4	8/10/2014 4:36	28.76	85.4	5.85	4.1	SR4	8/10/2014 10:36	28.91	88.2	6.03	6.0	SR4	8/10/2014 16:36	28.96	88.5	5.75	3.5	SR4	8/10/2014 22:36	28.74	87.2	5.68	5.1
SR4	8/10/2014 4:41	28.72	85.3	5.86	4.0	SR4	8/10/2014 10:41	28.91	88.2	6.05	3.0	SR4	8/10/2014 16:41	28.92	89.0	5.79	3.6	SR4	8/10/2014 22:41	28.74	87.2	5.69	3.6
SR4	8/10/2014 4:46	28.73	85.1	5.84	3.9	SR4	8/10/2014 10:46	28.83	88.0	6.04	3.0	SR4	8/10/2014 16:46	28.91	89.3	5.81	3.4	SR4	8/10/2014 22:46	28.74	87.3	5.69	3.8
SR4	8/10/2014 4:51	28.71	84.0	5.77	3.8	SR4	8/10/2014 10:51	28.87	88.2	6.06	3.0	SR4	8/10/2014 16:51	28.90	89.3	5.81	3.0	SR4	8/10/2014 22:51	28.73	87.1	5.68	3.8
SR4	8/10/2014 4:56	28.72	85.7	5.89	4.0	SR4	8/10/2014 10:56	28.84	88.0	6.04	3.1	SR4	8/10/2014 16:56	28.90	89.5	5.82	3.2	SR4	8/10/2014 22:56	28.73	86.9	5.67	4.0
SR4	8/10/2014 5:01	28.70	85.6	5.88	3.6	SR4	8/10/2014 11:01	28.86	87.8	6.03	3.4	SR4	8/10/2014 17:01	28.90	89.8	5.84	3.2	SR4	8/10/2014 23:01	28.73	86.7	5.66	3.5
SR4	8/10/2014 5:06	28.71	86.9	5.98	4.1	SR4	8/10/2014 11:06	28.87	87.9	6.03	3.3	SR4	8/10/2014 17:06	28.95	89.0	5.79	3.0	SR4	8/10/2014 23:06	28.73	87.3	5.69	4.0
SR4	8/10/2014 5:11	28.71	87.1	5.99	3.8	SR4	8/10/2014 11:11	28.87	87.7	6.02	3.2	SR4	8/10/2014 17:11	28.94	88.6	5.76	4.5	SR4	8/10/2014 23:11	28.73	87.4	5.70	3.8
SR4	8/10/2014 5:16	28.71	87.4	6.00	4.1	SR4	8/10/2014 11:16	28.85	87.4	6.00	3.9	SR4	8/10/2014 17:16	28.98	87.5	5.69	3.9	SR4	8/10/2014 23:16	28.73	87.2	5.69	3.7
SR4	8/10/2014 5:21	28.78	87.6	6.01	5.1	SR4	8/10/2014 11:21	28.88	87.6	6.01	3.3	SR4	8/10/2014 17:21	28.97	87.6	5.69	3.7	SR4	8/10/2014 23:21	28.73	87.2	5.69	3.6
SR4	8/10/2014 5:26	28.76	87.4	6.00	7.1	SR4	8/10/2014 11:26	28.87	87.5	6.01	4.3	SR4	8/10/2014 17:26	28.96	87.9	5.71	4.1	SR4	8/10/2014 23:26	28.72	87.2	5.69	3.8
SR4	8/10/2014 5:31	28.75	86.9	5.97	5.7	SR4	8/10/2014 11:31	28.85	87.3	5.99	4.7	SR4	8/10/2014 17:31	28.92	88.4	5.75	5.7	SR4	8/10/2014 23:31	28.72	87.4	5.70	3.6
SR4	8/10/2014 5:36	28.74	86.7	5.96	6.3	SR4	8/10/2014 11:36	28.85	86.9	5.97	4.8	SR4	8/10/2014 17:36	28.89	88.5	5.76	6.0	SR4	8/10/2014 23:36	28.72	87.3	5.69	3.5
SR4	8/10/2014 5:41	28.75	86.9	5.91	6.8	SR4	8/10/2014 11:41	28.89	87.9	6.03	3.1	SR4	8/10/2014 17:41	28.89	88.1	5.73	6.3	SR4	8/10/2014 23:41	28.72	87.1	5.68	4.4
SR4	8/10/2014 5:46	28.73	86.5	5.94	6.7	SR4	8/10/2014 11:46	28.88	87.2	5.99	3.5	SR4	8/10/2014 17:46	28.90	88.1	5.73	6.0	SR4	8/10/2014 23:46	28.72	87.3	5.69	3.9
SR4	8/10/2014 5:51	28.73	86.3	5.93	7.3	SR4	8/10/2014 11:51	28.86	87.1	5.98	4.1	SR4	8/10/2014 17:51	28.87	88.3	5.75	8.9	SR4	8/10/2014 23:51	28.73	86.8	5.66	3.9
SR4	8/10/2014 5:56	28.73	86.1	5.91	6.7	SR4	8/10/2014 11:56	28.88	87.2	5.99	3.5	SR4	8/10/2014 17:56	28.88	88.0	5.72	**10.2**	SR4	8/10/2014 23:56	28.72	86.7	5.66	3.6

Station	Timestamp	Temp (° C)	DO (%)	DO (mg/L)	Tur (NTU)	Station	Timestamp	Temp (° C)	DO (%)	DO (mg/L)	Tur (NTU)	Station	Timestamp	Temp (° C)	DO (%)	DO (mg/L)	Tur (NTU)	Station	Timestamp	Temp (°C)	DO (%)	DO (mg/L)	Tur (NTU)
SR5	8/10/2014 0:00	28.92	76.8	**4.97**	4.1	SR5	8/10/2014 6:00	28.75	74.5	**4.86**	5.9	SR5	8/10/2014 12:00	28.87	76.7	**4.97**	4.8	SR5	8/10/2014 18:00	28.85	76.6	**5.00**	6.0
SR5	8/10/2014 0:05	28.93	76.7	**4.96**	4.7	SR5	8/10/2014 6:05	28.76	74.8	**4.88**	7.1	SR5	8/10/2014 12:05	28.88	76.4	**4.95**	4.4	SR5	8/10/2014 18:05	28.84	75.7	**4.94**	5.3
SR5	8/10/2014 0:10	28.92	76.3	**4.94**	5.0	SR5	8/10/2014 6:10	28.74	74.2	**4.84**	6.6	SR5	8/10/2014 12:10	28.88	76.3	**4.94**	5.1	SR5	8/10/2014 18:10	28.84	75.8	**4.95**	4.7
SR5	8/10/2014 0:15	28.95	76.4	**4.94**	5.6	SR5	8/10/2014 6:15	28.73	74.4	**4.86**	5.4	SR5	8/10/2014 12:15	28.86	76.5	**4.96**	4.7	SR5	8/10/2014 18:15	28.83	76.2	**4.97**	5.3
SR5	8/10/2014 0:20	28.94	76.5	**4.95**	6.1	SR5	8/10/2014 6:20	28.67	73.1	**4.78**	4.9	SR5	8/10/2014 12:20	28.87	77.1	**4.99**	4.4	SR5	8/10/2014 18:20	28.82	76.0	**4.96**	4.8
SR5	8/10/2014 0:25	28.93	76.5	**4.95**	6.0	SR5	8/10/2014 6:25	28.68	72.7	**4.75**	4.7	SR5	8/10/2014 12:25	28.88	77.2	**5.00**	4.4	SR5	8/10/2014 18:25	28.84	76.1	**4.97**	5.0
SR5	8/10/2014 0:30	28.91	76.7	**4.97**	5.0	SR5	8/10/2014 6:30	28.73	73.3	**4.78**	6.2	SR5	8/10/2014 12:30	28.88	76.6	**4.96**	4.8	SR5	8/10/2014 18:30	28.85	76.7	**4.99**	6.1
SR5	8/10/2014 0:35	28.90	77.1	**5.00**	4.4	SR5	8/10/2014 6:35	28.73	73.6	**4.80**	5.6	SR5	8/10/2014 12:35	28.89	77.4	**5.02**	4.6	SR5	8/10/2014 18:35	28.85	76.0	**4.96**	5.6
SR5	8/10/2014 0:40	28.90	76.8	**4.98**	5.9	SR5	8/10/2014 6:40	28.74	74.2	**4.84**	6.2	SR5	8/10/2014 12:40	28.90	77.8	**5.04**	4.3	SR5	8/10/2014 18:40	28.86	76.0	**4.95**	5.6
SR5	8/10/2014 0:45	28.90	76.6	**4.96**	5.7	SR5	8/10/2014 6:45	28.70	74.1	**4.83**	5.1	SR5	8/10/2014 12:45	28.93	79.9	**5.18**	3.6	SR5	8/10/2014 18:45	28.86	75.9	**4.95**	6.1
SR5	8/10/2014 0:50	28.89	76.3	**4.94**	5.7	SR5	8/10/2014 6:50	28.72	74.1	**4.83**	6.2	SR5	8/10/2014 12:50	28.95	79.7	**5.17**	3.3	SR5	8/10/2014 18:50	28.86	76.4	**4.97**	6.0
SR5	8/10/2014 0:55	28.85	77.3	**5.02**	5.6	SR5	8/10/2014 6:55	28.69	74.0	**4.83**	5.2	SR5	8/10/2014 12:55	28.97	80.7	**5.24**	3.6	SR5	8/10/2014 18:55	28.86	75.1	**4.89**	6.0
SR5	8/10/2014 1:00	28.86	77.4	**5.03**	5.0	SR5	8/10/2014 7:00	28.74	74.0	**4.82**	5.6	SR5	8/10/2014 13:00	28.97	81.4	**5.28**	4.6	SR5	8/10/2014 19:00	28.87	76.2	**4.95**	7.2
SR5	8/10/2014 1:05	28.81	77.8	**5.06**	5.1	SR5	8/10/2014 7:05	28.78	74.0	**4.81**	7.8	SR5	8/10/2014 13:05	28.97	80.9	**5.24**	3.7	SR5	8/10/2014 19:05	28.87	75.1	**4.88**	6.8
SR5	8/10/2014 1:10	28.79	77.6	**5.05**	5.7	SR5	8/10/2014 7:10	28.79	74.3	**4.83**	7.5	SR5	8/10/2014 13:10	28.94	79.3	**5.14**	4.7	SR5	8/10/2014 19:10	28.87	76.4	**4.96**	6.6
SR5	8/10/2014 1:15	28.72	77.5	**5.05**	5.5	SR5	8/10/2014 7:15	28.78	74.5	**4.84**	6.2	SR5	8/10/2014 13:15	28.98	80.6	**5.22**	3.8	SR5	8/10/2014 19:15	28.87	76.8	**4.98**	7.4
SR5	8/10/2014 1:20	28.75	77.5	**5.05**	5.8	SR5	8/10/2014 7:20	28.81	74.9	**4.86**	**8.0**	SR5	8/10/2014 13:20	28.98	80.5	**5.22**	3.6	SR5	8/10/2014 19:20	28.87	75.9	**4.93**	7.3
SR5	8/10/2014 1:25	28.72	77.9	**5.08**	5.4	SR5	8/10/2014 7:25	28.79	74.0	**4.81**	7.5	SR5	8/10/2014 13:25	28.97	80.1	**5.19**	3.5	SR5	8/10/2014 19:25	28.88	75.7	**4.91**	**9.1**
SR5	8/10/2014 1:30	28.75	77.5	**5.05**	5.3	SR5	8/10/2014 7:30	28.81	74.6	**4.84**	**9.1**	SR5	8/10/2014 13:30	28.98	80.7	**5.24**	2.9	SR5	8/10/2014 19:30	28.87	75.3	**4.89**	7.9
SR5	8/10/2014 1:35	28.75	77.5	**5.05**	5.6	SR5	8/10/2014 7:35	28.79	73.4	**4.76**	7.9	SR5	8/10/2014 13:35	28.98	80.8	**5.24**	3.3	SR5	8/10/2014 19:35	28.85	75.3	**4.90**	6.7
SR5	8/10/2014 1:40	28.74	77.2	**5.03**	5.6	SR5	8/10/2014 7:40	28.80	73.5	**4.77**	**9.1**	SR5	8/10/2014 13:40	29.02	82.5	**5.36**	2.7	SR5	8/10/2014 19:40	28.87	75.7	**4.92**	**8.2**
SR5	8/10/2014 1:45	28.73	77.8	**5.08**	5.2	SR5	8/10/2014 7:45	28.75	72.1	**4.69**	6.6	SR5	8/10/2014 13:45	29.00	82.3	**5.35**	3.0	SR5	8/10/2014 19:45	28.87	75.6	**4.91**	**9.3**
SR5	8/10/2014 1:50	28.74	77.8	**5.08**	5.2	SR5	8/10/2014 7:50	28.77	72.2	**4.70**	6.3	SR5	8/10/2014 13:50	29.00	82.3	**5.35**	3.2	SR5	8/10/2014 19:50	28.86	74.8	**4.85**	**8.2**
SR5	8/10/2014 1:55	28.72	77.6	**5.07**	5.1	SR5	8/10/2014 7:55	28.79	72.5	**4.71**	7.5	SR5	8/10/2014 13:55	28.98	82.1	**5.34**	3.8	SR5	8/10/2014 19:55	28.87	74.9	**4.86**	**9.9**
SR5	8/10/2014 2:00	28.76	77.3	**5.04**	6.2	SR5	8/10/2014 8:00	28.79	71.8	**4.67**	6.6	SR5	8/10/2014 14:00	28.96	82.2	**5.35**	4.4	SR5	8/10/2014 20:00	28.87	74.9	**4.86**	**8.2**
SR5	8/10/2014 2:05	28.75	77.7	**5.07**	6.4	SR5	8/10/2014 8:05	28.74	71.9	**4.68**	4.9	SR5	8/10/2014 14:05	28.96	81.8	**5.32**	5.0	SR5	8/10/2014 20:05	28.86	74.6	**4.84**	7.6
SR5	8/10/2014 2:10	28.78	77.5	**5.05**	5.7	SR5	8/10/2014 8:10	28.77	71.5	**4.65**	4.7	SR5	8/10/2014 14:10	28.97	81.2	**5.29**	5.0	SR5	8/10/2014 20:10	28.86	74.3	**4.82**	6.6
SR5	8/10/2014 2:15	28.80	77.4	**5.04**	5.6	SR5	8/10/2014 8:15	28.78	72.0	**4.67**	5.2	SR5	8/10/2014 14:15	29.01	81.6	**5.31**	4.0	SR5	8/10/2014 20:15	28.87	74.5	**4.83**	7.2
SR5	8/10/2014 2:20	28.78	77.3	**5.04**	5.8	SR5	8/10/2014 8:20	28.78	71.6	**4.65**	4.7	SR5	8/10/2014 14:20	29.04	82.2	**5.34**	3.5	SR5	8/10/2014 20:20	28.87	74.6	**4.83**	7.1
SR5	8/10/2014 2:25	28.73	78.1	**5.10**	5.4	SR5	8/10/2014 8:25	28.78	70.8	**4.60**	4.7	SR5	8/10/2014 14:25	29.04	81.8	**5.32**	3.9	SR5	8/10/2014 20:25	28.87	74.3	**4.82**	6.0
SR5	8/10/2014 2:30	28.68	79.1	**5.18**	5.4	SR5	8/10/2014 8:30	28.80	72.1	**4.68**	6.4	SR5	8/10/2014 14:30	29.04	81.8	**5.32**	3.7	SR5	8/10/2014 20:30	28.87	73.0	**4.74**	**8.3**
SR5	8/10/2014 2:35	28.68	79.1	**5.18**	5.8	SR5	8/10/2014 8:35	28.81	72.0	**4.67**	6.0	SR5	8/10/2014 14:35	29.07	83.8	5.46	2.9	SR5	8/10/2014 20:35	28.86	72.3	**4.69**	6.7
SR5	8/10/2014 2:40	28.68	79.1	**5.18**	5.7	SR5	8/10/2014 8:40	28.81	72.0	**4.66**	5.6	SR5	8/10/2014 14:40	29.03	83.8	5.46	4.0	SR5	8/10/2014 20:40	28.87	72.3	**4.69**	7.0
SR5	8/10/2014 2:45	28.71	78.9	**5.16**	5.8	SR5	8/10/2014 8:45	28.81	71.9	**4.66**	6.8	SR5	8/10/2014 14:45	29.01	83.3	5.43	3.7	SR5	8/10/2014 20:45	28.87	73.4	**4.76**	7.1
SR5	8/10/2014 2:50	28.74	78.6	**5.14**	6.3	SR5	8/10/2014 8:50	28.82	72.5	**4.70**	7.5	SR5	8/10/2014 14:50	28.99	83.4	5.44	4.1	SR5	8/10/2014 20:50	28.88	74.1	**4.80**	7.4
SR5	8/10/2014 2:55	28.75	78.3	**5.12**	7.4	SR5	8/10/2014 8:55	28.82	71.7	**4.64**	6.1	SR5	8/10/2014 14:55	28.93	83.0	5.42	4.2	SR5	8/10/2014 20:55	28.87	73.9	**4.78**	**8.0**
SR5	8/10/2014 3:00	28.76	78.2	**5.11**	7.4	SR5	8/10/2014 9:00	28.82	72.0	**4.66**	5.7	SR5	8/10/2014 15:00	28.94	82.7	5.40	4.6	SR5	8/10/2014 21:00	28.87	73.3	**4.75**	7.3
SR5	8/10/2014 3:05	28.76	78.0	**5.10**	7.5	SR5	8/10/2014 9:05	28.82	71.9	**4.65**	6.4	SR5	8/10/2014 15:05	28.92	82.0	**5.36**	5.3	SR5	8/10/2014 21:05	28.87	73.9	**4.78**	7.3
SR5	8/10/2014 3:10	28.75	78.0	**5.10**	7.0	SR5	8/10/2014 9:10	28.83	71.4	**4.62**	6.2	SR5	8/10/2014 15:10	28.93	82.0	**5.36**	5.1	SR5	8/10/2014 21:10	28.87	72.5	**4.70**	7.8
SR5	8/10/2014 3:15	28.77	77.8	**5.08**	7.7	SR5	8/10/2014 9:15	28.84	70.9	**4.59**	4.9	SR5	8/10/2014 15:15	28.93	81.3	**5.31**	5.2	SR5	8/10/2014 21:15	28.87	72.7	**4.71**	**8.5**
SR5	8/10/2014 3:20	28.77	77.3	**5.06**	7.5	SR5	8/10/2014 9:20	28.83	71.4	**4.62**	5.5	SR5	8/10/2014 15:20	28.91	81.1	**5.30**	5.1	SR5	8/10/2014 21:20	28.87	72.2	**4.67**	7.5
SR5	8/10/2014 3:25	28.78	77.5	**5.06**	7.1	SR5	8/10/2014 9:25	28.83	70.8	**4.58**	5.6	SR5	8/10/2014 15:25	28.90	80.8	**5.28**	5.8	SR5	8/10/2014 21:25	28.87	72.1	**4.67**	6.8
SR5	8/10/2014 3:30	28.75	76.8	**5.02**	7.3	SR5	8/10/2014 9:30	28.83	72.2	**4.67**	6.5	SR5	8/10/2014 15:30	28.89	80.5	**5.26**	5.5	SR5	8/10/2014 21:30	28.87	73.9	**4.78**	7.9
SR5	8/10/2014 3:35	28.76	76.8	**5.02**	6.8	SR5	8/10/2014 9:35	28.83	71.5	**4.63**	6.3	SR5	8/10/2014 15:35	28.90	80.6	**5.27**	5.0	SR5	8/10/2014 21:35	28.87	72.9	**4.72**	7.8
SR5	8/10/2014 3:40	28.77	76.5	**5.00**	7.2	SR5	8/10/2014 9:40	28.83	72.2	**4.67**	6.3	SR5	8/10/2014 15:40	28.91	80.5	**5.26**	4.3	SR5	8/10/2014 21:40	28.87	73.2	**4.74**	7.3
SR5	8/10/2014 3:45	28.73	76.4	**5.00**	7.1	SR5	8/10/2014 9:45	28.83	71.8	**4.64**	6.2	SR5	8/10/2014 15:45	28.90	80.2	**5.24**	4.6	SR5	8/10/2014 21:45	28.87	73.8	**4.78**	7.0
SR5	8/10/2014 3:50	28.69	76.6	**5.02**	5.8	SR5	8/10/2014 9:50	28.83	72.5	**4.69**	6.2	SR5	8/10/2014 15:50	28.88	80.6	**5.26**	4.7	SR5	8/10/2014 21:50	28.87	74.1	**4.80**	7.0
SR5	8/10/2014 3:55	28.73	76.8	**5.02**	6.6	SR5	8/10/2014 9:55	28.83	72.5	**4.69**	5.9	SR5	8/10/2014 15:55	28.89	80.4	**5.25**	4.5	SR5	8/10/2014 21:55	28.86	74.4	**4.81**	7.0
SR5	8/10/2014 4:00	28.75	75.4	**4.93**	6.8	SR5	8/10/2014 10:00	28.83	72.5	**4.69**	5.5	SR5	8/10/2014 16:00	28.84	81.4	**5.32**	4.7	SR5	8/10/2014 22:00	28.86	75.0	**4.85**	6.7
SR5	8/10/2014 4:05	28.70	74.6	**4.89**	5.4	SR5	8/10/2014 10:05	28.84	72.5	**4.69**	6.3	SR5	8/10/2014 16:05	28.85	81.3	**5.32**	4.6	SR5	8/10/2014 22:05	28.86	75.1	**4.86**	6.4
SR5	8/10/2014 4:10	28.72	75.2	**4.92**	6.9	SR5	8/10/2014 10:10	28.84	72.2	**4.67**	6.6	SR5	8/10/2014 16:10	28.85	81.3	**5.31**	4.5	SR5	8/10/2014 22:10	28.86	74.8	**4.84**	6.0
SR5	8/10/2014 4:15	28.76	75.8	**4.95**	6.9	SR5	8/10/2014 10:15	28.83	73.1	**4.73**	6.1	SR5	8/10/2014 16:15	28.85	81.1	**5.30**	4.9	SR5	8/10/2014 22:15	28.86	74.3	**4.81**	5.4
SR5	8/10/2014 4:20	28.74	75.4	**4.93**	7.0	SR5	8/10/2014 10:20	28.84	72.5	**4.69**	5.6	SR5	8/10/2014 16:20	28.84	81.2	**5.31**	4.6	SR5	8/10/2014 22:20	28.86	74.6	**4.83**	6.1
SR5	8/10/2014 4:25	28.75	75.7	**4.95**	**8.0**	SR5	8/10/2014 10:25	28.83	75.9	**4.91**	5.4	SR5	8/10/2014 16:25	28.86	81.0	**5.30**	4.4	SR5	8/10/2014 22:25	28.86	74.5	**4.82**	5.7
SR5	8/10/2014 4:30	28.71	75.4	**4.94**	6.3	SR5	8/10/2014 10:30	28.82	77.0	**4.99**	5.6	SR5	8/10/2014 16:30	28.89	77.5	**5.07**	5.2	SR5	8/10/2014 22:30	28.86	73.1	**4.73**	5.4
SR5	8/10/2014 4:35	28.71	75.2	**4.92**	7.3	SR5	8/10/2014 10:35	28.82	76.9	**4.98**	5.9	SR5	8/10/2014 16:35	28.91	77.0	**5.03**	4.3	SR5	8/10/2014 22:35	28.86	72.8	**4.71**	6.7
SR5	8/10/2014 4:40	28.71	76.1	**4.98**	6.7	SR5	8/10/2014 10:40	28.82	76.0	**4.92**	6.1	SR5	8/10/2014 16:40	28.93	78.3	**5.11**	4.7	SR5	8/10/2014 22:40	28.85	72.0	**4.66**	6.0
SR5	8/10/2014 4:45	28.74	76.0	**4.97**	6.7	SR5	8/10/2014 10:45	28.82	76.2	**4.93**	6.4	SR5	8/10/2014 16:45	28.94	78.6	**5.13**	3.9	SR5	8/10/2014 22:45	28.86	74.4	**4.81**	6.7
SR5	8/10/2014 4:50	28.79	77.0	**5.03**	7.4	SR5	8/10/2014 10:50	28.84	76.8	**4.97**	5.5	SR5	8/10/2014 16:50	28.95	78.5	**5.13**	3.4	SR5	8/10/2014 22:50	28.86	73.1	**4.73**	6.0
SR5	8/10/2014 4:55	28.73	75.7	**4.95**	6.3	SR5	8/10/2014 10:55	28.84	76.3	**4.94**	5.7	SR5	8/10/2014 16:55	28.92	78.7	**5.14**	3.5	SR5	8/10/2014 22:55	28.75	75.0	**4.87**	4.5
SR5	8/10/2014 5:00	28.79	76.8	**5.01**	7.2	SR5	8/10/2014 11:00	28.84	76.2	**4.93**	6.0	SR5	8/10/2014 17:00	28.92	79.0	**5.16**	5.0	SR5	8/10/2014 23:00	28.81	77.7	**5.04**	7.2
SR5	8/10/2014 5:05	28.79	76.6	**5.00**	7.2	SR5	8/10/2014 11:05	28.84	76.1	**4.93**	6.8	SR5	8/10/2014 17:05	28.88	78.1	**5.11**	4.5	SR5	8/10/2014 23:05	28.82	77.7	**5.03**	6.7
SR5	8/10/2014 5:10	28.79	76.1	**4.97**	7.1	SR5	8/10/2014 11:10	28.85	76.5	**4.95**	6.2	SR5	8/10/2014 17:10	28.88	78.9	**5.15**	5.7	SR5	8/10/2014 23:10	28.81	77.0	**4.99**	7.0
SR5	8/10/2014 5:15	28.77	75.5	**4.93**	6.5	SR5	8/10/2014 11:15	28.84	76.7	**4.96**	7.5	SR5	8/10/2014 17:15	28.87	77.8	**5.08**	4.9	SR5	8/10/2014 23:15	28.82	77.2	**5.00**	6.8
SR5	8/10/2014 5:20	28.74	75.2	**4.92**	5.8	SR5	8/10/2014 11:20	28.85	76.4	**4.94**	6.3	SR5	8/10/2014 17:20	28.86	78.2	**5.10**	6.3	SR5	8/10/2014 23:20	28.81	77.0	**4.98**	**8.8**
SR5	8/10/2014 5:25	28.77	74.7	**4.88**	6.2	SR5	8/10/2014 11:25	28.86	76.4	**4.95**	6.5	SR5	8/10/2014 17:25	28.86	78.3	**5.12**	5.8	SR5	8/10/2014 23:25	28.81	77.0	**4.99**	7.3
SR5	8/10/2014 5:30	28.75	75.9	**4.96**	6.0	SR5	8/10/2014 11:30	28.87	76.3	**4.94**	4.8	SR5	8/10/2014 17:30	28.86	78.8	**5.14**	5.4	SR5	8/10/2014 23:30	28.83	76.8	**4.97**	**8.2**
SR5	8/10/2014 5:35	28.74	75.6	**4.94**	5.6	SR5	8/10/2014 11:35	28.89	77.4	**5.01**	3.2	SR5	8/10/2014 17:35	28.84	78.7	**5.14**	5.0	SR5	8/10/2014 23:35	28.83	76.9	**4.98**	7.3
SR5	8/10/2014 5:40	28.76	75.5	**4.93**	5.9	SR5	8/10/2014 11:40	28.88	76.9	**4.98**	3.7	SR5	8/10/2014 17:40	28.83	77.3	**5.05**	4.5	SR5	8/10/2014 23:40	28.82	76.9	**4.98**	6.3
SR5	8/10/2014 5:45	28.76	75.0	**4.90**	6.5	SR5	8/10/2014 11:45	28.87	76.5	**4.95**	4.5	SR5	8/10/2014 17:45	28.84	77.0	**5.03**	4.6	SR5	8/10/2014 23:45	28.82	77.0	**4.99**	**8.6**
SR5	8/10/2014 5:50	28.73	73.5	**4.80**	5.4	SR5	8/10/2014 11:50	28.87	76.3	**4.94**	4.5	SR5	8/10/2014 17:50	28.84	77.1	**5.03**	4.6	SR5	8/10/2014 23:50	28.81	77.0	**4.99**	6.2
SR5	8/10/2014 5:55	28.75	74.2	**4.84**	6.6	SR5	8/10/2014 11:55	28.87	76.7	**4.97**	4.4	SR5	8/10/2014 17:55	28.85	76.6	**5.00**	5.4	SR5	8/10/2014 23:55	28.80	76.9	**4.98**	6.4

Station	Timestamp	Temp (° C)	DO (%)	DO (mg/L)	Tur (NTU)	Station	Timestamp	Temp (° C)	DO (%)	DO (mg/L)	Tur (NTU)	Station	Timestamp	Temp (° C)	DO (%)	DO (mg/L)	Tur (NTU)	Station	Timestamp	Temp (°C)	DO (%)	DO (mg/L)	Tur (NTU)
SR9	8/10/2014 0:00	28.33	110.4	7.15	3.7	SR9	8/10/2014 6:00	28.13	94.4	6.13	4.0	SR9	8/10/2014 12:00	28.36	102.2	6.60	3.0	SR9	8/10/2014 18:00	28.57	112.9	7.27	3.3
SR9	8/10/2014 0:05	28.32	110.5	7.16	3.5	SR9	8/10/2014 6:05	28.12	93.8	6.09	4.0	SR9	8/10/2014 12:05	28.41	101.6	6.56	4.0	SR9	8/10/2014 18:05	28.58	113.8	7.33	3.1
SR9	8/10/2014 0:10	28.33	110.0	7.12	3.5	SR9	8/10/2014 6:10	28.11	94.8	6.15	4.0	SR9	8/10/2014 12:10	28.44	101.7	6.56	3.8	SR9	8/10/2014 18:10	28.55	112.6	7.25	4.0
SR9	8/10/2014 0:15	28.33	109.8	7.11	3.4	SR9	8/10/2014 6:15	28.12	93.1	6.04	**5.8**	SR9	8/10/2014 12:15	28.42	101.7	6.57	3.8	SR9	8/10/2014 18:15	28.56	110.5	7.12	3.3
SR9	8/10/2014 0:20	28.33	109.1	7.07	4.0	SR9	8/10/2014 6:20	28.13	91.4	**5.93**	**4.8**	SR9	8/10/2014 12:20	28.47	101.7	6.56	3.0	SR9	8/10/2014 18:20	28.56	111.2	7.16	2.9
SR9	8/10/2014 0:25	28.35	109.5	7.09	4.3	SR9	8/10/2014 6:25	28.16	90.9	**5.89**	**5.6**	SR9	8/10/2014 12:25	28.46	103.2	6.66	3.0	SR9	8/10/2014 18:25	28.57	110.6	7.12	2.8
SR9	8/10/2014 0:30	28.33	109.4	7.08	3.7	SR9	8/10/2014 6:30	28.12	90.1	**5.85**	**5.4**	SR9	8/10/2014 12:30	28.50	102.6	6.62	3.4	SR9	8/10/2014 18:30	28.57	111.5	7.18	3.5
SR9	8/10/2014 0:35	28.33	109.1	7.07	3.7	SR9	8/10/2014 6:35	28.09	90.6	**5.88**	**5.2**	SR9	8/10/2014 12:35	28.53	102.5	6.60	2.8	SR9	8/10/2014 18:35	28.57	111.3	7.16	3.2
SR9	8/10/2014 0:40	28.32	108.6	7.03	3.9	SR9	8/10/2014 6:40	28.12	90.8	**5.89**	**5.5**	SR9	8/10/2014 12:40	28.66	106.9	6.87	3.0	SR9	8/10/2014 18:40	28.56	109.6	7.06	4.3
SR9	8/10/2014 0:45	28.32	110.0	7.12	3.7	SR9	8/10/2014 6:45	28.14	90.3	**5.86**	**5.8**	SR9	8/10/2014 12:45	28.68	110.1	7.08	3.0	SR9	8/10/2014 18:45	28.56	109.4	7.05	4.0
SR9	8/10/2014 0:50	28.33	109.7	7.11	3.5	SR9	8/10/2014 6:50	28.12	89.3	**5.80**	**5.4**	SR9	8/10/2014 12:50	28.68	108.3	6.96	3.2	SR9	8/10/2014 18:50	28.56	108.9	7.01	4.4
SR9	8/10/2014 0:55	28.34	109.7	7.11	3.6	SR9	8/10/2014 6:55	28.15	89.1	**5.78**	**7.1**	SR9	8/10/2014 12:55	28.73	113.7	7.31	3.0	SR9	8/10/2014 18:55	28.55	108.4	6.98	3.7
SR9	8/10/2014 1:00	28.34	109.4	7.09	3.8	SR9	8/10/2014 7:00	28.15	89.3	**5.79**	**7.8**	SR9	8/10/2014 13:00	28.70	113.4	7.29	3.2	SR9	8/10/2014 19:00	28.55	107.9	6.95	4.5
SR9	8/10/2014 1:05	28.33	109.5	7.09	3.7	SR9	8/10/2014 7:05	28.14	89.6	**5.81**	**6.7**	SR9	8/10/2014 13:05	28.69	113.0	7.26	3.1	SR9	8/10/2014 19:05	28.55	108.1	6.96	3.8
SR9	8/10/2014 1:10	28.33	109.0	7.05	3.4	SR9	8/10/2014 7:10	28.14	90.2	**5.85**	**5.3**	SR9	8/10/2014 13:10	28.71	117.0	7.52	3.4	SR9	8/10/2014 19:10	28.54	107.0	6.89	3.4
SR9	8/10/2014 1:15	28.32	108.8	7.04	3.7	SR9	8/10/2014 7:15	28.13	89.6	**5.81**	**5.4**	SR9	8/10/2014 13:15	28.69	115.0	7.39	2.7	SR9	8/10/2014 19:15	28.53	107.7	6.94	4.5
SR9	8/10/2014 1:20	28.32	108.4	7.02	3.7	SR9	8/10/2014 7:20	28.16	89.3	**5.79**	**7.4**	SR9	8/10/2014 13:20	28.71	118.0	7.58	2.9	SR9	8/10/2014 19:20	28.52	107.3	6.92	3.6
SR9	8/10/2014 1:25	28.31	108.1	7.00	**12.4**	SR9	8/10/2014 7:25	28.15	88.9	**5.77**	**7.7**	SR9	8/10/2014 13:25	28.74	121.7	7.82	3.0	SR9	8/10/2014 19:25	28.52	104.3	6.72	3.3
SR9	8/10/2014 1:30	28.31	108.8	7.04	3.9	SR9	8/10/2014 7:30	28.10	87.9	**5.71**	**7.0**	SR9	8/10/2014 13:30	28.75	122.5	7.87	3.0	SR9	8/10/2014 19:30	28.52	106.1	6.83	3.9
SR9	8/10/2014 1:35	28.31	108.0	6.99	3.7	SR9	8/10/2014 7:35	28.12	87.8	**5.70**	**6.7**	SR9	8/10/2014 13:35	28.77	119.7	7.69	3.0	SR9	8/10/2014 19:35	28.52	105.6	6.81	3.7
SR9	8/10/2014 1:40	28.31	108.0	6.99	4.1	SR9	8/10/2014 7:40	28.10	87.7	**5.70**	**8.0**	SR9	8/10/2014 13:40	28.81	115.2	7.39	2.9	SR9	8/10/2014 19:40	28.51	105.4	6.79	3.3
SR9	8/10/2014 1:45	28.31	106.8	6.92	3.4	SR9	8/10/2014 7:45	28.12	88.6	**5.75**	**7.3**	SR9	8/10/2014 13:45	28.78	118.4	7.60	3.4	SR9	8/10/2014 19:45	28.51	105.3	6.79	3.7
SR9	8/10/2014 1:50	28.30	106.6	6.90	3.4	SR9	8/10/2014 7:50	28.12	88.7	**5.75**	**5.6**	SR9	8/10/2014 13:50	28.78	120.5	7.73	2.9	SR9	8/10/2014 19:50	28.49	103.6	6.68	3.5
SR9	8/10/2014 1:55	28.30	105.4	6.83	3.6	SR9	8/10/2014 7:55	28.11	88.3	**5.73**	**7.8**	SR9	8/10/2014 13:55	28.77	123.1	7.90	3.6	SR9	8/10/2014 19:55	28.49	103.8	6.70	3.6
SR9	8/10/2014 2:00	28.30	103.8	6.73	3.4	SR9	8/10/2014 8:00	28.10	87.8	**5.70**	**6.1**	SR9	8/10/2014 14:00	28.80	117.0	7.51	2.6	SR9	8/10/2014 20:00	28.50	104.8	6.75	4.0
SR9	8/10/2014 2:05	28.30	102.6	6.64	3.7	SR9	8/10/2014 8:05	28.11	88.4	**5.74**	**8.5**	SR9	8/10/2014 14:05	28.81	114.0	7.32	3.0	SR9	8/10/2014 20:05	28.47	103.9	6.70	3.6
SR9	8/10/2014 2:10	28.31	101.3	6.56	3.7	SR9	8/10/2014 8:10	28.09	88.5	**5.74**	**6.2**	SR9	8/10/2014 14:10	28.77	115.5	7.41	3.2	SR9	8/10/2014 20:10	28.43	102.9	6.64	3.2
SR9	8/10/2014 2:15	28.30	102.3	6.63	4.0	SR9	8/10/2014 8:15	28.09	88.2	**5.72**	**6.1**	SR9	8/10/2014 14:15	28.76	117.1	7.52	2.9	SR9	8/10/2014 20:15	28.46	103.6	6.69	3.9
SR9	8/10/2014 2:20	28.29	102.2	6.62	4.0	SR9	8/10/2014 8:20	28.08	89.1	**5.78**	**5.7**	SR9	8/10/2014 14:20	28.83	114.8	7.37	2.9	SR9	8/10/2014 20:20	28.44	102.5	6.62	3.4
SR9	8/10/2014 2:25	28.28	103.5	6.70	3.5	SR9	8/10/2014 8:25	28.07	89.3	**5.80**	**5.5**	SR9	8/10/2014 14:25	28.84	118.9	7.62	3.3	SR9	8/10/2014 20:25	28.48	104.1	6.71	3.3
SR9	8/10/2014 2:30	28.28	101.8	6.59	3.6	SR9	8/10/2014 8:30	28.04	88.4	**5.74**	**5.3**	SR9	8/10/2014 14:30	28.83	118.5	7.60	3.2	SR9	8/10/2014 20:30	28.45	105.0	6.78	3.1
SR9	8/10/2014 2:35	28.28	100.2	6.50	3.9	SR9	8/10/2014 8:35	28.07	88.9	**5.77**	**5.7**	SR9	8/10/2014 14:35	28.85	114.5	7.34	3.3	SR9	8/10/2014 20:35	28.49	104.4	6.73	3.7
SR9	8/10/2014 2:40	28.25	103.0	6.68	3.4	SR9	8/10/2014 8:40	28.09	89.5	**5.81**	**5.9**	SR9	8/10/2014 14:40	28.82	115.4	7.40	2.9	SR9	8/10/2014 20:40	28.49	104.1	6.71	3.8
SR9	8/10/2014 2:45	28.25	102.5	6.64	3.9	SR9	8/10/2014 8:45	28.06	89.5	**5.81**	**5.4**	SR9	8/10/2014 14:45	28.88	121.7	7.80	2.8	SR9	8/10/2014 20:45	28.46	103.3	6.66	3.6
SR9	8/10/2014 2:50	28.24	101.6	6.59	3.7	SR9	8/10/2014 8:50	28.10	90.2	**5.85**	**5.9**	SR9	8/10/2014 14:50	28.76	109.6	7.04	2.7	SR9	8/10/2014 20:50	28.44	104.1	6.72	3.4
SR9	8/10/2014 2:55	28.24	101.1	6.55	3.6	SR9	8/10/2014 8:55	28.10	90.1	**5.85**	4.7	SR9	8/10/2014 14:55	28.84	113.9	7.30	3.2	SR9	8/10/2014 20:55	28.45	103.6	6.68	3.8
SR9	8/10/2014 3:00	28.26	99.8	6.47	3.9	SR9	8/10/2014 9:00	28.11	90.4	**5.87**	**5.5**	SR9	8/10/2014 15:00	28.94	128.8	8.25	2.9	SR9	8/10/2014 21:00	28.46	103.3	6.67	4.0
SR9	8/10/2014 3:05	28.25	102.1	6.62	4.0	SR9	8/10/2014 9:05	28.10	91.0	**5.91**	**5.0**	SR9	8/10/2014 15:05	28.99	128.9	8.25	2.9	SR9	8/10/2014 21:05	28.42	102.6	6.62	3.4
SR9	8/10/2014 3:10	28.23	103.3	6.70	3.6	SR9	8/10/2014 9:10	28.10	91.9	**5.96**	**5.1**	SR9	8/10/2014 15:10	28.97	129.6	8.29	3.4	SR9	8/10/2014 21:10	28.43	101.9	6.58	3.4
SR9	8/10/2014 3:15	28.22	103.2	6.69	3.4	SR9	8/10/2014 9:15	28.08	92.1	5.98	4.2	SR9	8/10/2014 15:15	28.98	129.4	8.28	3.0	SR9	8/10/2014 21:15	28.43	99.8	6.44	3.7
SR9	8/10/2014 3:20	28.18	102.0	6.62	3.5	SR9	8/10/2014 9:20	28.08	92.4	6.00	3.8	SR9	8/10/2014 15:20	28.96	130.0	8.32	**16.9**	SR9	8/10/2014 21:20	28.43	99.5	6.42	3.9
SR9	8/10/2014 3:25	28.19	102.4	6.65	3.3	SR9	8/10/2014 9:25	28.07	94.3	6.12	3.9	SR9	8/10/2014 15:25	28.96	130.2	8.33	3.0	SR9	8/10/2014 21:25	28.43	99.2	6.41	4.4
SR9	8/10/2014 3:30	28.23	102.0	6.61	4.0	SR9	8/10/2014 9:30	28.08	94.4	6.13	3.9	SR9	8/10/2014 15:30	28.93	132.1	8.46	3.0	SR9	8/10/2014 21:30	28.42	100.1	6.46	4.6
SR9	8/10/2014 3:35	28.19	101.3	6.58	4.3	SR9	8/10/2014 9:35	28.08	94.5	6.14	3.5	SR9	8/10/2014 15:35	28.89	132.9	8.51	2.8	SR9	8/10/2014 21:35	28.41	100.4	6.48	4.4
SR9	8/10/2014 3:40	28.22	101.6	6.60	4.1	SR9	8/10/2014 9:40	28.09	92.6	6.01	4.2	SR9	8/10/2014 15:40	28.86	128.0	8.21	3.4	SR9	8/10/2014 21:40	28.39	98.5	6.36	4.3
SR9	8/10/2014 3:45	28.24	99.9	6.48	4.1	SR9	8/10/2014 9:45	28.12	92.9	6.03	4.4	SR9	8/10/2014 15:45	28.85	128.0	8.20	3.3	SR9	8/10/2014 21:45	28.40	101.4	6.55	**5.0**
SR9	8/10/2014 3:50	28.20	99.2	6.44	4.3	SR9	8/10/2014 9:50	28.14	91.4	**5.92**	**5.0**	SR9	8/10/2014 15:50	28.86	128.2	8.22	3.4	SR9	8/10/2014 21:50	28.40	102.5	6.62	4.6
SR9	8/10/2014 3:55	28.21	98.9	6.42	3.6	SR9	8/10/2014 9:55	28.14	90.0	**5.83**	**5.7**	SR9	8/10/2014 15:55	28.89	129.6	8.30	3.0	SR9	8/10/2014 21:55	28.40	102.3	6.60	**4.9**
SR9	8/10/2014 4:00	28.21	97.0	6.29	4.4	SR9	8/10/2014 10:00	28.16	89.5	**5.80**	**5.5**	SR9	8/10/2014 16:00	28.86	127.6	8.18	3.1	SR9	8/10/2014 22:00	28.39	101.8	6.58	**4.9**
SR9	8/10/2014 4:05	28.19	96.4	6.26	3.8	SR9	8/10/2014 10:05	28.17	89.6	**5.81**	**5.0**	SR9	8/10/2014 16:05	28.85	126.6	8.12	3.1	SR9	8/10/2014 22:05	28.38	102.3	6.61	4.5
SR9	8/10/2014 4:10	28.22	96.2	6.24	4.0	SR9	8/10/2014 10:10	28.18	89.8	**5.82**	**5.9**	SR9	8/10/2014 16:10	28.84	126.2	8.09	3.3	SR9	8/10/2014 22:10	28.37	102.2	6.60	4.5
SR9	8/10/2014 4:15	28.20	95.6	6.20	4.0	SR9	8/10/2014 10:15	28.16	88.3	**5.73**	**6.0**	SR9	8/10/2014 16:15	28.84	127.4	8.17	3.2	SR9	8/10/2014 22:15	28.36	101.9	6.59	4.3
SR9	8/10/2014 4:20	28.23	94.9	6.15	4.2	SR9	8/10/2014 10:20	28.17	88.5	**5.74**	**6.1**	SR9	8/10/2014 16:20	28.82	120.8	7.75	2.7	SR9	8/10/2014 22:20	28.35	102.1	6.60	4.4
SR9	8/10/2014 4:25	28.22	95.5	6.19	4.1	SR9	8/10/2014 10:25	28.16	90.2	**5.85**	**5.1**	SR9	8/10/2014 16:25	28.81	119.6	7.67	2.9	SR9	8/10/2014 22:25	28.36	102.0	6.59	4.5
SR9	8/10/2014 4:30	28.15	96.5	6.27	3.6	SR9	8/10/2014 10:30	28.16	90.9	**5.89**	**5.2**	SR9	8/10/2014 16:30	28.76	119.6	7.67	4.4	SR9	8/10/2014 22:30	28.34	101.9	6.59	4.1
SR9	8/10/2014 4:35	28.13	96.7	6.28	4.0	SR9	8/10/2014 10:35	28.18	91.7	**5.94**	4.7	SR9	8/10/2014 16:35	28.76	121.1	7.78	3.3	SR9	8/10/2014 22:35	28.33	102.7	6.64	4.4
SR9	8/10/2014 4:40	28.11	97.1	6.31	3.5	SR9	8/10/2014 10:40	28.18	91.7	**5.94**	**4.8**	SR9	8/10/2014 16:40	28.75	118.4	7.60	3.0	SR9	8/10/2014 22:40	28.33	102.5	6.62	4.0
SR9	8/10/2014 4:45	28.12	97.2	6.31	3.6	SR9	8/10/2014 10:45	28.18	92.6	6.00	4.4	SR9	8/10/2014 16:45	28.74	116.8	7.50	2.8	SR9	8/10/2014 22:45	28.33	102.4	6.62	4.0
SR9	8/10/2014 4:50	28.09	96.8	6.29	3.4	SR9	8/10/2014 10:50	28.19	93.0	6.03	**4.9**	SR9	8/10/2014 16:50	28.74	115.8	7.44	3.0	SR9	8/10/2014 22:50	28.33	101.8	6.58	4.2
SR9	8/10/2014 4:55	28.06	97.0	6.31	3.6	SR9	8/10/2014 10:55	28.21	93.4	6.05	4.4	SR9	8/10/2014 16:55	28.71	115.7	7.43	2.5	SR9	8/10/2014 22:55	28.33	102.3	6.62	4.0
SR9	8/10/2014 5:00	28.12	98.4	6.39	3.6	SR9	8/10/2014 11:00	28.20	94.0	6.09	4.2	SR9	8/10/2014 17:00	28.71	116.6	7.49	3.2	SR9	8/10/2014 23:00	28.31	102.6	6.64	4.1
SR9	8/10/2014 5:05	28.10	95.9	6.23	4.0	SR9	8/10/2014 11:05	28.24	94.8	6.14	3.9	SR9	8/10/2014 17:05	28.70	117.4	7.54	2.9	SR9	8/10/2014 23:05	28.31	102.4	6.62	4.1
SR9	8/10/2014 5:10	28.11	95.2	6.18	3.9	SR9	8/10/2014 11:10	28.24	95.8	6.20	4.0	SR9	8/10/2014 17:10	28.66	117.3	7.54	2.6	SR9	8/10/2014 23:10	28.32	102.4	6.62	4.3
SR9	8/10/2014 5:15	28.10	94.9	6.16	3.9	SR9	8/10/2014 11:15	28.24	96.3	6.23	4.0	SR9	8/10/2014 17:15	28.66	116.6	7.50	2.9	SR9	8/10/2014 23:15	28.30	103.4	6.69	4.3
SR9	8/10/2014 5:20	28.13	95.3	6.18	3.7	SR9	8/10/2014 11:20	28.25	96.5	6.25	3.7	SR9	8/10/2014 17:20	28.65	115.8	7.45	2.5	SR9	8/10/2014 23:20	28.32	103.5	6.69	3.7
SR9	8/10/2014 5:25	28.15	95.7	6.21	3.6	SR9	8/10/2014 11:25	28.25	97.6	6.31	3.7	SR9	8/10/2014 17:25	28.63	114.9	7.39	3.0	SR9	8/10/2014 23:25	28.33	103.0	6.66	4.0
SR9	8/10/2014 5:30	28.13	94.8	6.15	4.1	SR9	8/10/2014 11:30	28.27	98.4	6.36	3.4	SR9	8/10/2014 17:30	28.64	115.0	7.40	2.6	SR9	8/10/2014 23:30	28.33	102.6	6.64	4.1
SR9	8/10/2014 5:35	28.13	94.8	6.15	4.3	SR9	8/10/2014 11:35	28.28	99.2	6.42	3.7	SR9	8/10/2014 17:35	28.62	114.1	7.34	2.5	SR9	8/10/2014 23:35	28.34	101.7	6.57	4.3
SR9	8/10/2014 5:40	28.14	94.6	6.14	4.3	SR9	8/10/2014 11:40	28.30	98.8	6.39	3.5	SR9	8/10/2014 17:40	28.61	115.3	7.42	2.9	SR9	8/10/2014 23:40	28.34	100.0	6.46	4.6
SR9	8/10/2014 5:45	28.18	94.9	6.15	4.7	SR9	8/10/2014 11:45	28.29	100.0	6.47	3.5	SR9	8/10/2014 17:45	28.55	112.9	7.27	2.6	SR9	8/10/2014 23:45	28.34	100.6	6.50	4.3
SR9	8/10/2014 5:50	28.17	94.0	6.10	4.4	SR9	8/10/2014 11:50	28.33	100.1	6.47	3.4	SR9	8/10/2014 17:50	28.58	112.1	7.22	2.9	SR9	8/10/2014 23:50	28.34	100.9	6.52	4.2
SR9	8/10/2014 5:55	28.13	93.9	6.09	3.8	SR9	8/10/2014 11:55	28.35	101.9	6.58	3.4	SR9	8/10/2014 17:55	28.57	112.0	7.21	2.8	SR9	8/10/2014 23:55	28.34	100.1	6.47	4.5

Station	Timestamp	Temp (° C)	DO (%)	DO (mg/L)	Tur (NTU)	Station	Timestamp	Temp (° C)	DO (%)	DO (mg/L)	Tur (NTU)	Station	Timestamp	Temp (° C)	DO (%)	DO (mg/L)	Tur (NTU)	Station	41920.91667	28.39	101.8	6.58	4.9
SR10	8/10/2014 0:00	28.73	74.2	**4.78**	2.7	SR10	8/10/2014 6:00	28.58	77.3	**4.99**	4.2	SR10	8/10/2014 12:00	28.68	77.0	**4.97**	1.9	SR10	8/10/2014 18:00	28.65	83.3	**5.39**	1.3
SR10	8/10/2014 0:05	28.75	79.9	**5.14**	3.3	SR10	8/10/2014 6:05	28.57	77.6	**5.01**	4.0	SR10	8/10/2014 12:05	28.74	81.5	**5.25**	1.8	SR10	8/10/2014 18:05	28.68	82.8	**5.35**	1.2
SR10	8/10/2014 0:10	28.74	76.4	**4.92**	2.7	SR10	8/10/2014 6:10	28.58	77.6	**5.01**	3.5	SR10	8/10/2014 12:10	28.80	83.8	**5.40**	1.8	SR10	8/10/2014 18:10	28.69	80.1	**5.18**	1.4
SR10	8/10/2014 0:15	28.76	82.9	**5.33**	3.5	SR10	8/10/2014 6:15	28.59	78.6	**5.07**	3.8	SR10	8/10/2014 12:15	28.80	83.5	**5.38**	1.7	SR10	8/10/2014 18:15	28.69	79.9	**5.16**	1.4
SR10	8/10/2014 0:20	28.76	83.1	**5.35**	3.8	SR10	8/10/2014 6:20	28.60	78.9	**5.09**	3.3	SR10	8/10/2014 12:20	28.81	83.2	**5.36**	1.8	SR10	8/10/2014 18:20	28.69	79.8	**5.15**	1.2
SR10	8/10/2014 0:25	28.75	79.9	**5.14**	3.4	SR10	8/10/2014 6:25	28.59	77.9	**5.03**	3.4	SR10	8/10/2014 12:25	28.81	82.9	**5.34**	1.5	SR10	8/10/2014 18:25	28.73	83.6	**5.40**	1.9
SR10	8/10/2014 0:30	28.74	81.9	**5.27**	3.6	SR10	8/10/2014 6:30	28.54	77.0	**4.98**	3.5	SR10	8/10/2014 12:30	28.83	84.8	**5.46**	2.0	SR10	8/10/2014 18:30	28.74	82.1	**5.30**	1.5
SR10	8/10/2014 0:35	28.75	83.8	**5.39**	3.7	SR10	8/10/2014 6:35	28.57	73.2	**4.73**	3.8	SR10	8/10/2014 12:35	28.82	82.7	**5.33**	1.5	SR10	8/10/2014 18:35	28.75	81.9	**5.29**	1.3
SR10	8/10/2014 0:40	28.73	82.4	**5.30**	3.3	SR10	8/10/2014 6:40	28.54	77.3	**5.00**	3.4	SR10	8/10/2014 12:40	28.83	85.3	**5.49**	1.9	SR10	8/10/2014 18:40	28.76	83.5	**5.39**	1.4
SR10	8/10/2014 0:45	28.73	81.9	**5.28**	3.2	SR10	8/10/2014 6:45	28.51	77.8	**5.03**	4.2	SR10	8/10/2014 12:45	28.85	85.7	**5.51**	1.5	SR10	8/10/2014 18:45	28.74	82.2	**5.31**	1.6
SR10	8/10/2014 0:50	28.73	81.2	**5.22**	3.0	SR10	8/10/2014 6:50	28.52	76.6	**4.96**	3.2	SR10	8/10/2014 12:50	28.84	85.3	**5.49**	1.6	SR10	8/10/2014 18:50	28.74	82.7	**5.34**	1.7
SR10	8/10/2014 0:55	28.75	81.0	**5.21**	3.2	SR10	8/10/2014 6:55	28.49	78.4	**5.07**	3.0	SR10	8/10/2014 12:55	28.86	85.7	**5.51**	1.5	SR10	8/10/2014 18:55	28.73	80.7	**5.21**	1.8
SR10	8/10/2014 1:00	28.74	77.6	**4.99**	3.0	SR10	8/10/2014 7:00	28.51	78.2	**5.06**	3.3	SR10	8/10/2014 13:00	28.87	85.0	**5.47**	1.5	SR10	8/10/2014 19:00	28.73	80.6	**5.20**	2.1
SR10	8/10/2014 1:05	28.74	82.2	**5.29**	3.9	SR10	8/10/2014 7:05	28.49	78.5	**5.08**	3.2	SR10	8/10/2014 13:05	28.89	84.8	**5.45**	1.4	SR10	8/10/2014 19:05	28.72	77.7	**5.02**	1.7
SR10	8/10/2014 1:10	28.72	80.8	**5.20**	3.2	SR10	8/10/2014 7:10	28.51	78.3	**5.07**	3.1	SR10	8/10/2014 13:10	28.90	85.5	**5.50**	1.2	SR10	8/10/2014 19:10	28.69	81.4	**5.26**	2.1
SR10	8/10/2014 1:15	28.73	82.8	**5.33**	3.2	SR10	8/10/2014 7:15	28.49	78.7	**5.09**	2.8	SR10	8/10/2014 13:15	28.89	84.0	**5.40**	1.4	SR10	8/10/2014 19:15	28.69	81.1	**5.24**	1.9
SR10	8/10/2014 1:20	28.74	82.8	**5.33**	3.4	SR10	8/10/2014 7:20	28.51	79.0	**5.11**	2.9	SR10	8/10/2014 13:20	28.87	85.9	**5.52**	1.2	SR10	8/10/2014 19:20	28.68	78.2	**5.06**	1.6
SR10	8/10/2014 1:25	28.74	83.3	**5.36**	3.2	SR10	8/10/2014 7:25	28.52	79.0	**5.11**	3.2	SR10	8/10/2014 13:25	28.89	86.0	**5.53**	1.2	SR10	8/10/2014 19:25	28.64	81.7	**5.28**	2.3
SR10	8/10/2014 1:30	28.73	83.7	**5.39**	3.5	SR10	8/10/2014 7:30	28.50	78.5	**5.08**	3.2	SR10	8/10/2014 13:30	28.88	85.3	**5.48**	1.2	SR10	8/10/2014 19:30	28.64	82.0	**5.30**	2.1
SR10	8/10/2014 1:35	28.73	84.2	**5.42**	3.2	SR10	8/10/2014 7:35	28.53	79.1	**5.11**	3.6	SR10	8/10/2014 13:35	28.86	84.7	**5.45**	1.3	SR10	8/10/2014 19:35	28.65	79.1	**5.11**	1.9
SR10	8/10/2014 1:40	28.71	84.1	**5.42**	2.6	SR10	8/10/2014 7:40	28.52	78.7	**5.09**	3.0	SR10	8/10/2014 13:40	28.84	84.1	**5.42**	1.0	SR10	8/10/2014 19:40	28.65	79.2	**5.12**	3.7
SR10	8/10/2014 1:45	28.69	84.8	**5.46**	3.3	SR10	8/10/2014 7:45	28.50	79.4	**5.14**	2.9	SR10	8/10/2014 13:45	28.85	84.2	**5.42**	0.8	SR10	8/10/2014 19:45	28.66	76.9	**4.97**	**6.4**
SR10	8/10/2014 1:50	28.68	84.4	**5.44**	3.2	SR10	8/10/2014 7:50	28.49	79.4	**5.14**	2.5	SR10	8/10/2014 13:50	28.86	84.8	**5.46**	1.0	SR10	8/10/2014 19:50	28.64	77.7	**5.02**	**4.9**
SR10	8/10/2014 1:55	28.69	84.5	**5.44**	3.5	SR10	8/10/2014 7:55	28.50	79.5	**5.15**	2.9	SR10	8/10/2014 13:55	28.86	84.8	**5.46**	0.9	SR10	8/10/2014 19:55	28.65	77.6	**5.01**	3.6
SR10	8/10/2014 2:00	28.64	84.3	**5.44**	3.2	SR10	8/10/2014 8:00	28.50	80.5	**5.21**	2.9	SR10	8/10/2014 14:00	28.87	85.8	**5.52**	1.2	SR10	8/10/2014 20:00	28.67	76.9	**4.97**	3.8
SR10	8/10/2014 2:05	28.72	82.9	**5.34**	**5.5**	SR10	8/10/2014 8:05	28.50	80.6	**5.22**	2.5	SR10	8/10/2014 14:05	28.90	86.1	**5.54**	1.5	SR10	8/10/2014 20:05	28.63	76.2	**4.93**	2.7
SR10	8/10/2014 2:10	28.72	82.5	**5.31**	**5.4**	SR10	8/10/2014 8:10	28.49	80.3	**5.20**	2.7	SR10	8/10/2014 14:10	28.89	85.8	**5.52**	1.2	SR10	8/10/2014 20:10	28.65	80.0	**5.17**	4.1
SR10	8/10/2014 2:15	28.64	81.8	**5.27**	**7.0**	SR10	8/10/2014 8:15	28.51	80.7	**5.22**	2.0	SR10	8/10/2014 14:15	28.89	85.4	**5.49**	0.9	SR10	8/10/2014 20:15	28.66	76.7	**4.96**	3.2
SR10	8/10/2014 2:20	28.63	81.7	**5.27**	**7.0**	SR10	8/10/2014 8:20	28.51	80.8	**5.22**	2.3	SR10	8/10/2014 14:20	28.89	85.4	**5.49**	1.2	SR10	8/10/2014 20:20	28.65	78.1	**5.05**	3.0
SR10	8/10/2014 2:25	28.63	81.5	**5.26**	**6.3**	SR10	8/10/2014 8:25	28.49	80.6	**5.22**	1.9	SR10	8/10/2014 14:25	28.89	86.5	**5.56**	1.8	SR10	8/10/2014 20:25	28.64	76.6	**4.95**	2.6
SR10	8/10/2014 2:30	28.64	81.4	**5.25**	**8.1**	SR10	8/10/2014 8:30	28.44	80.8	**5.24**	2.3	SR10	8/10/2014 14:30	28.83	85.8	**5.52**	2.5	SR10	8/10/2014 20:30	28.65	76.2	**4.93**	3.6
SR10	8/10/2014 2:35	28.64	81.8	**5.28**	**5.8**	SR10	8/10/2014 8:35	28.52	81.0	**5.24**	2.2	SR10	8/10/2014 14:35	28.82	85.6	**5.51**	2.5	SR10	8/10/2014 20:35	28.65	71.1	**4.60**	2.6
SR10	8/10/2014 2:40	28.65	82.3	**5.30**	**5.7**	SR10	8/10/2014 8:40	28.53	81.0	**5.24**	2.2	SR10	8/10/2014 14:40	28.81	85.1	**5.48**	2.4	SR10	8/10/2014 20:40	28.64	73.7	**4.77**	2.5
SR10	8/10/2014 2:45	28.67	82.4	**5.31**	**7.0**	SR10	8/10/2014 8:45	28.51	81.0	**5.25**	2.1	SR10	8/10/2014 14:45	28.81	85.2	**5.49**	2.7	SR10	8/10/2014 20:45	28.64	71.7	**4.63**	3.1
SR10	8/10/2014 2:50	28.66	82.3	**5.31**	**6.3**	SR10	8/10/2014 8:50	28.57	81.4	**5.26**	2.8	SR10	8/10/2014 14:50	28.80	85.4	**5.50**	2.9	SR10	8/10/2014 20:50	28.64	73.1	**4.73**	3.6
SR10	8/10/2014 2:55	28.63	81.7	**5.27**	**5.6**	SR10	8/10/2014 8:55	28.56	81.0	**5.24**	2.5	SR10	8/10/2014 14:55	28.79	85.0	**5.48**	2.7	SR10	8/10/2014 20:55	28.62	72.1	**4.66**	3.0
SR10	8/10/2014 3:00	28.62	82.0	**5.29**	**6.0**	SR10	8/10/2014 9:00	28.58	81.2	**5.25**	2.7	SR10	8/10/2014 15:00	28.78	85.6	**5.52**	2.5	SR10	8/10/2014 21:00	28.63	74.6	**4.83**	4.5
SR10	8/10/2014 3:05	28.63	81.6	**5.26**	**15.1**	SR10	8/10/2014 9:05	28.61	81.2	**5.24**	3.4	SR10	8/10/2014 15:05	28.78	85.6	**5.52**	2.7	SR10	8/10/2014 21:05	28.63	80.3	**5.19**	4.3
SR10	8/10/2014 3:10	28.62	81.5	**5.26**	**6.0**	SR10	8/10/2014 9:10	28.61	81.4	**5.26**	3.7	SR10	8/10/2014 15:10	28.79	85.2	**5.49**	2.3	SR10	8/10/2014 21:10	28.62	78.1	**5.05**	2.9
SR10	8/10/2014 3:15	28.62	81.6	**5.26**	**6.6**	SR10	8/10/2014 9:15	28.61	81.5	**5.26**	3.5	SR10	8/10/2014 15:15	28.79	84.4	**5.44**	2.4	SR10	8/10/2014 21:15	28.63	76.7	**4.96**	3.6
SR10	8/10/2014 3:20	28.59	80.2	**5.17**	**5.1**	SR10	8/10/2014 9:20	28.60	81.8	**5.28**	3.4	SR10	8/10/2014 15:20	28.79	84.1	**5.43**	4.5	SR10	8/10/2014 21:20	28.63	77.8	**5.03**	3.5
SR10	8/10/2014 3:25	28.60	80.6	**5.20**	**6.4**	SR10	8/10/2014 9:25	28.61	80.9	**5.23**	3.4	SR10	8/10/2014 15:25	28.80	83.9	**5.41**	2.6	SR10	8/10/2014 21:25	28.62	75.9	**4.91**	3.1
SR10	8/10/2014 3:30	28.59	80.6	**5.20**	**6.3**	SR10	8/10/2014 9:30	28.61	80.1	**5.18**	3.0	SR10	8/10/2014 15:30	28.79	83.4	**5.38**	2.3	SR10	8/10/2014 21:30	28.63	75.1	**4.85**	2.9
SR10	8/10/2014 3:35	28.60	80.0	**5.16**	**5.7**	SR10	8/10/2014 9:35	28.61	79.4	**5.13**	3.2	SR10	8/10/2014 15:35	28.80	83.5	**5.38**	2.6	SR10	8/10/2014 21:35	28.61	76.0	**4.91**	2.8
SR10	8/10/2014 3:40	28.60	80.9	**5.22**	**5.5**	SR10	8/10/2014 9:40	28.60	79.0	**5.10**	3.5	SR10	8/10/2014 15:40	28.80	83.2	**5.37**	2.1	SR10	8/10/2014 21:40	28.48	82.8	**5.37**	4.5
SR10	8/10/2014 3:45	28.61	80.0	**5.16**	**6.0**	SR10	8/10/2014 9:45	28.59	77.6	**5.01**	2.9	SR10	8/10/2014 15:45	28.81	83.4	**5.38**	2.5	SR10	8/10/2014 21:45	28.48	82.8	**5.37**	2.6
SR10	8/10/2014 3:50	28.59	80.2	**5.18**	**5.5**	SR10	8/10/2014 9:50	28.61	81.6	**5.27**	3.0	SR10	8/10/2014 15:50	28.77	83.2	**5.37**	2.1	SR10	8/10/2014 21:50	28.51	82.7	**5.36**	3.3
SR10	8/10/2014 3:55	28.59	79.6	**5.14**	**5.7**	SR10	8/10/2014 9:55	28.52	79.9	**5.17**	1.8	SR10	8/10/2014 15:55	28.79	83.1	**5.36**	1.9	SR10	8/10/2014 21:55	28.50	82.7	**5.36**	4.2
SR10	8/10/2014 4:00	28.61	81.2	**5.24**	**6.0**	SR10	8/10/2014 10:00	28.52	80.4	**5.20**	1.6	SR10	8/10/2014 16:00	28.77	83.6	**5.39**	1.9	SR10	8/10/2014 22:00	28.53	82.9	**5.37**	3.5
SR10	8/10/2014 4:05	28.61	81.1	**5.23**	**5.4**	SR10	8/10/2014 10:05	28.53	78.1	**5.05**	1.7	SR10	8/10/2014 16:05	28.78	83.1	**5.37**	2.0	SR10	8/10/2014 22:05	28.60	82.7	**5.35**	2.8
SR10	8/10/2014 4:10	28.59	81.4	**5.25**	**5.1**	SR10	8/10/2014 10:10	28.54	77.2	**4.99**	1.6	SR10	8/10/2014 16:10	28.79	83.4	**5.38**	1.7	SR10	8/10/2014 22:10	28.57	82.8	**5.36**	3.9
SR10	8/10/2014 4:15	28.61	81.0	**5.22**	**5.2**	SR10	8/10/2014 10:15	28.57	78.4	**5.07**	2.3	SR10	8/10/2014 16:15	28.76	83.0	**5.36**	2.1	SR10	8/10/2014 22:15	28.54	82.2	**5.33**	**5.0**
SR10	8/10/2014 4:20	28.57	78.6	**5.07**	**4.8**	SR10	8/10/2014 10:20	28.54	76.7	**4.96**	1.9	SR10	8/10/2014 16:20	28.77	83.3	**5.38**	1.8	SR10	8/10/2014 22:20	28.55	82.1	**5.32**	3.1
SR10	8/10/2014 4:25	28.61	75.9	**4.90**	4.7	SR10	8/10/2014 10:25	28.52	77.9	**5.04**	1.3	SR10	8/10/2014 16:25	28.81	86.0	**5.54**	2.0	SR10	8/10/2014 22:25	28.59	82.1	**5.31**	3.5
SR10	8/10/2014 4:30	28.56	79.2	**5.11**	**6.3**	SR10	8/10/2014 10:30	28.52	76.9	**4.98**	1.7	SR10	8/10/2014 16:30	28.83	86.5	**5.57**	2.0	SR10	8/10/2014 22:30	28.65	82.4	**5.33**	3.6
SR10	8/10/2014 4:35	28.58	78.0	**5.03**	**4.9**	SR10	8/10/2014 10:35	28.53	76.6	**4.96**	1.3	SR10	8/10/2014 16:35	28.85	86.4	**5.56**	1.9	SR10	8/10/2014 22:35	28.55	82.2	**5.32**	3.5
SR10	8/10/2014 4:40	28.59	73.6	**4.75**	**5.2**	SR10	8/10/2014 10:40	28.55	76.4	**4.94**	1.5	SR10	8/10/2014 16:40	28.82	83.5	**5.38**	1.8	SR10	8/10/2014 22:40	28.63	82.2	**5.32**	4.5
SR10	8/10/2014 4:45	28.62	80.4	**5.18**	**5.0**	SR10	8/10/2014 10:45	28.53	78.5	**5.08**	1.2	SR10	8/10/2014 16:45	28.83	82.2	**5.30**	2.2	SR10	8/10/2014 22:45	28.65	82.6	**5.34**	4.0
SR10	8/10/2014 4:50	28.60	79.8	**5.15**	4.6	SR10	8/10/2014 10:50	28.54	78.6	**5.08**	1.3	SR10	8/10/2014 16:50	28.75	81.5	**5.26**	2.3	SR10	8/10/2014 22:50	28.65	81.5	**5.27**	4.1
SR10	8/10/2014 4:55	28.60	78.1	**5.04**	4.0	SR10	8/10/2014 10:55	28.54	79.5	**5.14**	1.1	SR10	8/10/2014 16:55	28.73	82.3	**5.32**	1.8	SR10	8/10/2014 22:55	28.62	79.6	**5.15**	4.2
SR10	8/10/2014 5:00	28.60	79.5	**5.13**	4.3	SR10	8/10/2014 11:00	28.56	79.1	**5.12**	1.2	SR10	8/10/2014 17:00	28.73	81.7	**5.28**	1.9	SR10	8/10/2014 23:00	28.59	80.0	**5.18**	4.5
SR10	8/10/2014 5:05	28.59	78.7	**5.08**	**5.0**	SR10	8/10/2014 11:05	28.58	78.4	**5.07**	1.7	SR10	8/10/2014 17:05	28.72	83.4	**5.39**	2.1	SR10	8/10/2014 23:05	28.62	79.4	**5.14**	3.6
SR10	8/10/2014 5:10	28.60	80.5	**5.19**	**6.1**	SR10	8/10/2014 11:10	28.59	81.0	**5.24**	1.2	SR10	8/10/2014 17:10	28.71	83.5	**5.39**	1.5	SR10	8/10/2014 23:10	28.63	75.0	**4.85**	4.6
SR10	8/10/2014 5:15	28.60	83.2	**5.37**	3.7	SR10	8/10/2014 11:15	28.59	79.0	**5.11**	1.6	SR10	8/10/2014 17:15	28.72	84.0	**5.43**	1.6	SR10	8/10/2014 23:15	28.62	80.9	**5.23**	3.7
SR10	8/10/2014 5:20	28.58	82.1	**5.30**	**5.2**	SR10	8/10/2014 11:20	28.61	77.7	**5.02**	1.7	SR10	8/10/2014 17:20	28.72	84.7	**5.47**	2.2	SR10	8/10/2014 23:20	28.63	78.3	**5.06**	4.1
SR10	8/10/2014 5:25	28.58	78.4	**5.06**	3.7	SR10	8/10/2014 11:25	28.62	75.1	**4.86**	1.4	SR10	8/10/2014 17:25	28.70	84.4	**5.45**	1.5	SR10	8/10/2014 23:25	28.61	78.5	**5.08**	3.8
SR10	8/10/2014 5:30	28.58	73.5	**4.74**	4.6	SR10	8/10/2014 11:30	28.62	75.6	**4.88**	1.5	SR10	8/10/2014 17:30	28.69	84.2	**5.44**	1.5	SR10	8/10/2014 23:30	28.63	74.0	**4.79**	**4.9**
SR10	8/10/2014 5:35	28.57	68.9	**4.45**	3.8	SR10	8/10/2014 11:35	28.63	76.0	**4.91**	1.6	SR10	8/10/2014 17:35	28.72	84.1	**5.43**	1.5	SR10	8/10/2014 23:35	28.61	74.2	**4.80**	3.0
SR10	8/10/2014 5:40	28.58	74.8	**4.82**	4.0	SR10	8/10/2014 11:40	28.65	74.3	**4.80**	1.9	SR10	8/10/2014 17:40	28.75	85.1	**5.49**	1.6	SR10	8/10/2014 23:40	28.59	74.9	**4.85**	3.7
SR10	8/10/2014 5:45	28.58	78.9	**5.10**	4.5	SR10	8/10/2014 11:45	28.65	73.7	**4.76**	1.9	SR10	8/10/2014 17:45	28.72	84.3	**5.44**	1.3	SR10	8/10/2014 23:45	28.58	74.1	**4.79**	2.8
SR10	8/10/2014 5:50	28.58	78.9	**5.09**	4.1	SR10	8/10/2014 11:50	28.66	74.2	**4.79**	1.8	SR10	8/10/2014 17:50	28.72	84.5	**5.45**	1.5	SR10	8/10/2014 23:50	28.61	71.2	**4.61**	3.5
SR10	8/10/2014 5:55	28.58	74.0	**4.78**	3.9	SR10	8/10/2014 11:55	28.66	74.6	**4.82**	1.7	SR10	8/10/2014 17:55	28.67	83.9	**5.42**	1.6	SR10	8/10/2014 23:55	28.62	69.6	**4.50**	3.6

Station	Timestamp	Temp (° C)	DO (%)	DO (mg/L)	Tur (NTU)	Station	Timestamp	Temp (° C)	DO (%)	DO (mg/L)	Tur (NTU)	Station	Timestamp	Temp (° C)	DO (%)	DO (mg/L)	Tur (NTU)	Station	Timestamp	Temp (°C)	DO (%)	DO (mg/L)	Tur (NTU)
SR11	8/10/2014 0:00	28.60	71.5	**4.71**	0.8	SR11	8/10/2014 6:00	28.57	70.5	**4.65**	0.6	SR11	8/10/2014 12:00	28.76	77.8	**5.13**	0.5	SR11	8/10/2014 18:00	28.80	80.7	**5.32**	1.8
SR11	8/10/2014 0:05	28.61	73.4	**4.84**	1.0	SR11	8/10/2014 6:05	28.60	70.9	**4.67**	0.5	SR11	8/10/2014 12:05	28.77	78.4	**5.17**	0.7	SR11	8/10/2014 18:05	28.79	80.3	**5.30**	1.6
SR11	8/10/2014 0:10	28.64	72.9	**4.80**	1.5	SR11	8/10/2014 6:10	28.65	66.9	**4.41**	1.1	SR11	8/10/2014 12:10	28.75	78.3	**5.16**	0.5	SR11	8/10/2014 18:10	28.80	79.9	**5.27**	1.4
SR11	8/10/2014 0:15	28.73	73.2	**4.81**	2.3	SR11	8/10/2014 6:15	28.60	70.3	**4.63**	0.5	SR11	8/10/2014 12:15	28.74	78.7	**5.19**	0.8	SR11	8/10/2014 18:15	28.79	76.9	**5.07**	1.3
SR11	8/10/2014 0:20	28.72	75.3	**4.95**	2.1	SR11	8/10/2014 6:20	28.63	70.4	**4.63**	0.6	SR11	8/10/2014 12:20	28.70	79.1	**5.22**	0.5	SR11	8/10/2014 18:20	28.79	79.9	**5.27**	1.6
SR11	8/10/2014 0:25	28.71	73.8	**4.85**	2.2	SR11	8/10/2014 6:25	28.56	72.3	**4.78**	0.7	SR11	8/10/2014 12:25	28.70	79.3	**5.23**	0.4	SR11	8/10/2014 18:25	28.80	74.4	**4.90**	3.3
SR11	8/10/2014 0:30	28.71	74.4	**4.89**	2.0	SR11	8/10/2014 6:30	28.59	71.5	**4.72**	0.7	SR11	8/10/2014 12:30	28.72	79.5	**5.25**	1.0	SR11	8/10/2014 18:30	28.80	78.0	**5.13**	4.3
SR11	8/10/2014 0:35	28.58	75.8	**5.00**	1.4	SR11	8/10/2014 6:35	28.57	72.5	**4.79**	0.6	SR11	8/10/2014 12:35	28.72	78.6	**5.19**	0.5	SR11	8/10/2014 18:35	28.81	73.4	**4.83**	**7.6**
SR11	8/10/2014 0:40	28.68	74.7	**4.91**	1.9	SR11	8/10/2014 6:40	28.52	73.7	**4.88**	1.0	SR11	8/10/2014 12:40	28.75	77.9	**5.13**	0.7	SR11	8/10/2014 18:40	28.81	71.9	**4.72**	1.9
SR11	8/10/2014 0:45	28.67	74.5	**4.90**	1.8	SR11	8/10/2014 6:45	28.58	72.9	**4.82**	0.8	SR11	8/10/2014 12:45	28.83	78.0	**5.14**	1.4	SR11	8/10/2014 18:45	28.81	73.1	**4.80**	**5.1**
SR11	8/10/2014 0:50	28.56	73.6	**4.85**	1.4	SR11	8/10/2014 6:50	28.61	71.1	**4.69**	0.6	SR11	8/10/2014 12:50	28.85	79.1	**5.21**	1.3	SR11	8/10/2014 18:50	28.81	74.7	**4.92**	1.5
SR11	8/10/2014 0:55	28.55	74.5	**4.91**	1.1	SR11	8/10/2014 6:55	28.60	71.8	**4.75**	1.1	SR11	8/10/2014 12:55	28.74	76.5	**5.05**	1.0	SR11	8/10/2014 18:55	28.81	82.8	**5.44**	2.3
SR11	8/10/2014 1:00	28.54	74.7	**4.94**	0.8	SR11	8/10/2014 7:00	28.53	74.3	**4.91**	0.8	SR11	8/10/2014 13:00	28.73	77.1	**5.09**	0.6	SR11	8/10/2014 19:00	28.79	68.1	**4.48**	1.6
SR11	8/10/2014 1:05	28.60	74.4	**4.90**	1.2	SR11	8/10/2014 7:05	28.56	73.2	**4.84**	0.7	SR11	8/10/2014 13:05	28.71	74.2	**4.90**	0.7	SR11	8/10/2014 19:05	28.79	87.8	**5.78**	1.0
SR11	8/10/2014 1:10	28.60	75.0	**4.94**	1.4	SR11	8/10/2014 7:10	28.50	74.5	**4.93**	1.4	SR11	8/10/2014 13:10	28.71	76.4	**5.04**	0.6	SR11	8/10/2014 19:10	28.79	67.6	**4.45**	1.2
SR11	8/10/2014 1:15	28.55	76.0	**5.01**	0.7	SR11	8/10/2014 7:15	28.54	71.9	**4.75**	2.1	SR11	8/10/2014 13:15	28.70	75.7	**5.00**	0.8	SR11	8/10/2014 19:15	28.80	71.6	**4.71**	**5.1**
SR11	8/10/2014 1:20	28.59	75.2	**4.96**	1.1	SR11	8/10/2014 7:20	28.55	70.5	**4.66**	1.0	SR11	8/10/2014 13:20	28.72	75.0	**4.95**	0.6	SR11	8/10/2014 19:20	28.79	69.4	**4.56**	1.5
SR11	8/10/2014 1:25	28.61	75.7	**4.99**	1.4	SR11	8/10/2014 7:25	28.56	70.0	**4.63**	1.0	SR11	8/10/2014 13:25	28.72	73.2	**4.83**	0.9	SR11	8/10/2014 19:25	28.78	70.3	**4.63**	1.5
SR11	8/10/2014 1:30	28.62	75.6	**4.98**	1.0	SR11	8/10/2014 7:30	28.57	70.3	**4.64**	1.5	SR11	8/10/2014 13:30	28.70	75.4	**4.98**	0.6	SR11	8/10/2014 19:30	28.77	68.7	**4.52**	1.3
SR11	8/10/2014 1:35	28.58	74.4	**4.91**	1.3	SR11	8/10/2014 7:35	28.55	70.1	**4.63**	1.0	SR11	8/10/2014 13:35	28.71	75.9	**5.01**	0.5	SR11	8/10/2014 19:35	28.79	73.8	**4.86**	1.7
SR11	8/10/2014 1:40	28.40	79.2	**5.24**	0.7	SR11	8/10/2014 7:40	28.57	69.3	**4.58**	1.3	SR11	8/10/2014 13:40	28.74	76.5	**5.05**	0.6	SR11	8/10/2014 19:40	28.78	74.4	**4.89**	2.9
SR11	8/10/2014 1:45	28.39	80.9	**5.36**	0.7	SR11	8/10/2014 7:45	28.50	74.9	**4.95**	1.0	SR11	8/10/2014 13:45	28.79	74.0	**4.88**	0.8	SR11	8/10/2014 19:45	28.78	84.4	**5.55**	1.5
SR11	8/10/2014 1:50	28.46	76.9	**5.09**	0.9	SR11	8/10/2014 7:50	28.58	68.3	**4.51**	0.8	SR11	8/10/2014 13:50	28.76	79.6	**5.25**	1.3	SR11	8/10/2014 19:50	28.77	78.3	**5.15**	1.4
SR11	8/10/2014 1:55	28.33	83.8	**5.56**	0.6	SR11	8/10/2014 7:55	28.54	70.7	**4.67**	0.8	SR11	8/10/2014 13:55	28.81	71.6	**4.72**	0.8	SR11	8/10/2014 19:55	28.76	76.7	**5.05**	0.9
SR11	8/10/2014 2:00	28.46	77.2	**5.10**	1.0	SR11	8/10/2014 8:00	28.53	72.4	**4.79**	1.0	SR11	8/10/2014 14:00	28.77	79.2	**5.22**	0.5	SR11	8/10/2014 20:00	28.76	84.0	**5.53**	0.8
SR11	8/10/2014 2:05	28.41	79.0	**5.22**	0.6	SR11	8/10/2014 8:05	28.53	70.7	**4.68**	0.6	SR11	8/10/2014 14:05	28.77	79.1	**5.22**	0.6	SR11	8/10/2014 20:05	28.76	77.7	**5.12**	0.7
SR11	8/10/2014 2:10	28.51	72.7	**4.80**	1.1	SR11	8/10/2014 8:10	28.49	75.8	**5.00**	0.8	SR11	8/10/2014 14:10	28.79	80.8	**5.33**	0.6	SR11	8/10/2014 20:10	28.76	80.4	**5.30**	0.8
SR11	8/10/2014 2:15	28.46	73.8	**4.87**	0.7	SR11	8/10/2014 8:15	28.57	70.1	**4.63**	1.9	SR11	8/10/2014 14:15	28.82	83.0	**5.47**	0.5	SR11	8/10/2014 20:15	28.75	80.7	**5.32**	0.9
SR11	8/10/2014 2:20	28.44	75.6	**5.00**	0.6	SR11	8/10/2014 8:20	28.50	74.7	**4.95**	1.1	SR11	8/10/2014 14:20	28.82	81.9	**5.40**	0.4	SR11	8/10/2014 20:20	28.74	83.7	**5.51**	1.3
SR11	8/10/2014 2:25	28.54	71.2	**4.70**	1.0	SR11	8/10/2014 8:25	28.54	69.8	**4.62**	0.6	SR11	8/10/2014 14:25	28.83	82.1	**5.41**	0.5	SR11	8/10/2014 20:25	28.73	84.3	**5.55**	1.1
SR11	8/10/2014 2:30	28.44	75.1	**4.96**	0.5	SR11	8/10/2014 8:30	28.55	68.7	**4.54**	0.7	SR11	8/10/2014 14:30	28.85	76.6	**5.04**	0.7	SR11	8/10/2014 20:30	28.72	82.8	**5.45**	1.1
SR11	8/10/2014 2:35	28.53	72.9	**4.81**	0.9	SR11	8/10/2014 8:35	28.54	69.3	**4.58**	0.7	SR11	8/10/2014 14:35	28.85	82.0	**5.40**	0.4	SR11	8/10/2014 20:35	28.71	82.4	**5.43**	1.0
SR11	8/10/2014 2:40	28.56	71.2	**4.69**	1.1	SR11	8/10/2014 8:40	28.53	70.2	**4.64**	0.6	SR11	8/10/2014 14:40	28.83	80.4	**5.30**	0.6	SR11	8/10/2014 20:40	28.71	80.7	**5.32**	0.8
SR11	8/10/2014 2:45	28.65	72.1	**4.74**	1.6	SR11	8/10/2014 8:45	28.52	73.5	**4.86**	0.7	SR11	8/10/2014 14:45	28.84	80.0	**5.27**	0.5	SR11	8/10/2014 20:45	28.70	82.8	**5.46**	0.9
SR11	8/10/2014 2:50	28.62	72.8	**4.79**	0.7	SR11	8/10/2014 8:50	28.55	67.7	**4.47**	0.9	SR11	8/10/2014 14:50	28.86	82.1	**5.40**	0.5	SR11	8/10/2014 20:50	28.68	81.6	**5.38**	0.9
SR11	8/10/2014 2:55	28.69	70.2	**4.62**	1.4	SR11	8/10/2014 8:55	28.55	68.8	**4.55**	0.8	SR11	8/10/2014 14:55	28.88	81.5	**5.36**	0.6	SR11	8/10/2014 20:55	28.69	83.3	**5.49**	1.0
SR11	8/10/2014 3:00	28.44	77.1	**5.10**	3.8	SR11	8/10/2014 9:00	28.62	68.1	**4.49**	2.1	SR11	8/10/2014 15:00	28.97	89.1	**5.85**	0.8	SR11	8/10/2014 21:00	28.66	82.9	**5.47**	1.4
SR11	8/10/2014 3:05	28.37	79.0	**5.23**	0.4	SR11	8/10/2014 9:05	28.62	66.5	**4.39**	2.2	SR11	8/10/2014 15:05	28.93	90.5	**5.95**	1.1	SR11	8/10/2014 21:05	28.64	85.3	**5.63**	1.9
SR11	8/10/2014 3:10	28.37	79.1	**5.24**	0.6	SR11	8/10/2014 9:10	28.66	69.0	**4.55**	1.9	SR11	8/10/2014 15:10	28.94	90.0	**5.92**	0.9	SR11	8/10/2014 21:10	28.64	80.4	**5.31**	1.8
SR11	8/10/2014 3:15	28.30	80.8	**5.35**	0.6	SR11	8/10/2014 9:15	28.63	66.8	**4.41**	0.9	SR11	8/10/2014 15:15	28.95	88.8	**5.84**	0.9	SR11	8/10/2014 21:15	28.65	82.2	**5.42**	1.7
SR11	8/10/2014 3:20	28.32	79.6	**5.28**	0.6	SR11	8/10/2014 9:20	28.61	67.4	**4.45**	1.1	SR11	8/10/2014 15:20	28.92	88.5	**5.83**	0.6	SR11	8/10/2014 21:20	28.65	80.9	**5.35**	1.7
SR11	8/10/2014 3:25	28.35	78.9	**5.23**	0.5	SR11	8/10/2014 9:25	28.62	67.7	**4.47**	1.4	SR11	8/10/2014 15:25	28.92	91.0	5.99	1.1	SR11	8/10/2014 21:25	28.65	79.6	**5.26**	1.8
SR11	8/10/2014 3:30	28.30	80.6	**5.35**	0.7	SR11	8/10/2014 9:30	28.61	68.1	**4.50**	0.9	SR11	8/10/2014 15:30	28.89	91.7	6.04	0.9	SR11	8/10/2014 21:30	28.63	78.8	**5.20**	1.6
SR11	8/10/2014 3:35	28.28	80.5	**5.34**	0.7	SR11	8/10/2014 9:35	28.57	69.1	**4.57**	0.5	SR11	8/10/2014 15:35	28.88	91.5	6.02	1.2	SR11	8/10/2014 21:35	28.64	80.4	**5.30**	1.4
SR11	8/10/2014 3:40	28.25	80.8	**5.36**	0.6	SR11	8/10/2014 9:40	28.70	68.3	**4.50**	2.3	SR11	8/10/2014 15:40	28.87	91.6	6.03	0.9	SR11	8/10/2014 21:40	28.64	77.2	**5.09**	1.9
SR11	8/10/2014 3:45	28.25	81.3	**5.39**	0.8	SR11	8/10/2014 9:45	28.67	68.6	**4.53**	1.9	SR11	8/10/2014 15:45	28.86	90.6	5.97	0.7	SR11	8/10/2014 21:45	28.62	76.9	**5.07**	1.7
SR11	8/10/2014 3:50	28.25	80.6	**5.35**	0.5	SR11	8/10/2014 9:50	28.68	66.2	**4.37**	2.2	SR11	8/10/2014 15:50	28.88	91.5	6.03	1.0	SR11	8/10/2014 21:50	28.64	76.3	**5.03**	2.4
SR11	8/10/2014 3:55	28.26	80.8	**5.36**	0.7	SR11	8/10/2014 9:55	28.69	66.9	**4.41**	1.9	SR11	8/10/2014 15:55	28.86	90.7	5.98	0.9	SR11	8/10/2014 21:55	28.63	77.4	**5.11**	1.8
SR11	8/10/2014 4:00	28.28	79.7	**5.29**	0.6	SR11	8/10/2014 10:00	28.71	64.8	**4.28**	2.8	SR11	8/10/2014 16:00	28.86	78.9	**5.19**	2.2	SR11	8/10/2014 22:00	28.63	75.9	**5.02**	2.2
SR11	8/10/2014 4:05	28.25	79.7	**5.29**	0.5	SR11	8/10/2014 10:05	28.67	67.0	**4.42**	1.8	SR11	8/10/2014 16:05	28.85	90.6	5.97	0.8	SR11	8/10/2014 22:05	28.63	75.6	**4.99**	2.3
SR11	8/10/2014 4:10	28.33	76.2	**5.04**	0.6	SR11	8/10/2014 10:10	28.69	66.2	**4.37**	1.6	SR11	8/10/2014 16:10	28.84	89.6	**5.90**	0.7	SR11	8/10/2014 22:10	28.61	82.2	**5.43**	2.6
SR11	8/10/2014 4:15	28.33	76.5	**5.06**	0.4	SR11	8/10/2014 10:15	28.71	66.2	**4.37**	2.7	SR11	8/10/2014 16:15	28.90	90.4	**5.95**	1.0	SR11	8/10/2014 22:15	28.62	79.9	**5.27**	2.0
SR11	8/10/2014 4:20	28.43	71.6	**4.74**	0.6	SR11	8/10/2014 10:20	28.72	66.8	**4.40**	2.4	SR11	8/10/2014 16:20	28.89	89.7	**5.91**	0.8	SR11	8/10/2014 22:20	28.61	78.3	**5.16**	1.9
SR11	8/10/2014 4:25	28.45	71.5	**4.73**	0.2	SR11	8/10/2014 10:25	28.69	67.5	**4.45**	1.7	SR11	8/10/2014 16:25	28.88	89.2	**5.87**	0.9	SR11	8/10/2014 22:25	28.61	82.7	**5.46**	2.5
SR11	8/10/2014 4:30	28.50	70.5	**4.67**	0.4	SR11	8/10/2014 10:30	28.73	69.3	**4.57**	3.0	SR11	8/10/2014 16:30	28.89	88.6	**5.84**	1.3	SR11	8/10/2014 22:30	28.62	77.4	**5.11**	2.7
SR11	8/10/2014 4:35	28.51	69.1	**4.56**	0.6	SR11	8/10/2014 10:35	28.72	70.2	**4.63**	2.4	SR11	8/10/2014 16:35	28.87	88.6	**5.83**	0.7	SR11	8/10/2014 22:35	28.62	80.9	**5.34**	3.3
SR11	8/10/2014 4:40	28.40	75.2	**4.98**	0.7	SR11	8/10/2014 10:40	28.75	70.3	**4.63**	3.4	SR11	8/10/2014 16:40	28.86	88.1	**5.81**	0.8	SR11	8/10/2014 22:40	28.63	79.7	**5.26**	2.9
SR11	8/10/2014 4:45	28.53	69.0	**4.56**	0.6	SR11	8/10/2014 10:45	28.74	68.7	**4.53**	2.7	SR11	8/10/2014 16:45	28.86	88.9	**5.86**	0.8	SR11	8/10/2014 22:45	28.62	77.1	**5.09**	2.7
SR11	8/10/2014 4:50	28.56	67.8	**4.48**	0.6	SR11	8/10/2014 10:50	28.73	68.8	**4.52**	2.5	SR11	8/10/2014 16:50	28.84	87.8	**5.79**	0.7	SR11	8/10/2014 22:50	28.62	76.1	**5.03**	**6.4**
SR11	8/10/2014 4:55	28.50	69.5	**4.59**	0.4	SR11	8/10/2014 10:55	28.73	68.6	**4.51**	2.2	SR11	8/10/2014 16:55	28.84	88.6	**5.84**	1.1	SR11	8/10/2014 22:55	28.62	78.0	**5.15**	3.4
SR11	8/10/2014 5:00	28.56	67.7	**4.47**	0.8	SR11	8/10/2014 11:00	28.70	70.6	**4.65**	1.2	SR11	8/10/2014 17:00	28.84	88.5	**5.84**	0.8	SR11	8/10/2014 23:00	28.62	76.0	**5.02**	2.5
SR11	8/10/2014 5:05	28.51	68.8	**4.54**	0.3	SR11	8/10/2014 11:05	28.67	72.4	**4.77**	1.1	SR11	8/10/2014 17:05	28.84	85.9	**5.67**	1.2	SR11	8/10/2014 23:05	28.61	75.3	**4.97**	**10.2**
SR11	8/10/2014 5:10	28.58	67.1	**4.42**	1.1	SR11	8/10/2014 11:10	28.67	72.9	**4.81**	0.9	SR11	8/10/2014 17:10	28.83	87.2	**5.75**	0.9	SR11	8/10/2014 23:10	28.62	74.5	**4.92**	2.5
SR11	8/10/2014 5:15	28.58	67.0	**4.41**	0.9	SR11	8/10/2014 11:15	28.72	71.5	**4.72**	1.3	SR11	8/10/2014 17:15	28.81	85.5	**5.64**	0.7	SR11	8/10/2014 23:15	28.61	75.0	**4.95**	4.5
SR11	8/10/2014 5:20	28.62	66.7	**4.39**	1.1	SR11	8/10/2014 11:20	28.70	73.8	**4.86**	0.9	SR11	8/10/2014 17:20	28.82	86.1	**5.68**	0.8	SR11	8/10/2014 23:20	28.61	74.0	**4.88**	3.1
SR11	8/10/2014 5:25	28.54	68.7	**4.52**	0.6	SR11	8/10/2014 11:25	28.66	74.4	**4.91**	0.7	SR11	8/10/2014 17:25	28.80	84.4	**5.57**	1.1	SR11	8/10/2014 23:25	28.59	74.7	**4.94**	2.5
SR11	8/10/2014 5:30	28.65	66.5	**4.38**	1.0	SR11	8/10/2014 11:30	28.71	71.5	**4.72**	1.1	SR11	8/10/2014 17:30	28.81	86.1	**5.68**	1.1	SR11	8/10/2014 23:30	28.57	77.0	**5.09**	**5.9**
SR11	8/10/2014 5:35	28.60	68.0	**4.47**	0.8	SR11	8/10/2014 11:35	28.66	75.3	**4.97**	0.9	SR11	8/10/2014 17:35	28.82	84.5	**5.58**	0.8	SR11	8/10/2014 23:35	28.58	77.9	**5.15**	**9.2**
SR11	8/10/2014 5:40	28.56	68.9	**4.54**	0.4	SR11	8/10/2014 11:40	28.76	76.2	**5.02**	2.2	SR11	8/10/2014 17:40	28.81	79.8	**5.27**	1.0	SR11	8/10/2014 23:40	28.58	75.8	**5.01**	1.8
SR11	8/10/2014 5:45	28.66	69.8	**4.59**	0.7	SR11	8/10/2014 11:45	28.77	70.2	**4.62**	3.0	SR11	8/10/2014 17:45	28.81	80.7	**5.32**	1.1	SR11	8/10/2014 23:45	28.57	75.2	**4.97**	1.8
SR11	8/10/2014 5:50	28.64	71.0	**4.68**	0.7	SR11	8/10/2014 11:50	28.76	70.9	**4.67**	2.9	SR11	8/10/2014 17:50	28.80	85.4	**5.64**	0.9	SR11	8/10/2014 23:50	28.59	74.4	**4.92**	**7.1**
SR11	8/10/2014 5:55	28.64	70.5	**4.64**	0.6	SR11	8/10/2014 11:55	28.76	77.6	**5.11**	0.6	SR11	8/10/2014 17:55	28.80	80.2	**5.29**	1.0	SR11	8/10/2014 23:55	28.59	76.1	**5.03**	2.2

Station	Timestamp	Temp (° C)	DO (%)	DO (mg/L)	Tur (NTU)	Station	Timestamp	Temp (° C)	DO (%)	DO (mg/L)	Tur (NTU)	Station	Timestamp	Temp (° C)	DO (%)	DO (mg/L)	Tur (NTU)	Station	Timestamp	Temp (°C)	DO (%)	DO (mg/L)	Tur (NTU)
SR12	8/10/2014 0:01	28.87	65.4	4.24	8.7	SR12	8/10/2014 6:01	28.79	66.1	4.29	7.4	SR12	8/10/2014 12:01	28.87	69.3	4.48	5.7	SR12	8/10/2014 18:01	28.84	69.0	4.47	6.8
SR12	8/10/2014 0:06	28.88	66.3	4.29	**10.3**	SR12	8/10/2014 6:06	28.77	64.1	4.16	6.2	SR12	8/10/2014 12:06	28.87	69.4	4.49	6.6	SR12	8/10/2014 18:06	28.85	69.2	4.48	6.8
SR12	8/10/2014 0:11	28.88	65.1	4.22	8.9	SR12	8/10/2014 6:11	28.78	65.3	4.24	6.4	SR12	8/10/2014 12:11	28.88	68.6	4.43	6.3	SR12	8/10/2014 18:11	28.83	68.5	4.43	6.7
SR12	8/10/2014 0:16	28.88	66.6	4.32	**10.7**	SR12	8/10/2014 6:16	28.78	65.0	4.21	6.7	SR12	8/10/2014 12:16	28.87	69.0	4.46	6.6	SR12	8/10/2014 18:16	28.83	68.4	4.43	6.9
SR12	8/10/2014 0:21	28.87	66.4	4.31	**10.4**	SR12	8/10/2014 6:21	28.79	65.3	4.24	6.8	SR12	8/10/2014 12:21	28.88	68.9	4.46	7.2	SR12	8/10/2014 18:21	28.83	68.0	4.40	7.0
SR12	8/10/2014 0:26	28.88	66.1	4.29	**11.2**	SR12	8/10/2014 6:26	28.79	64.0	4.15	6.3	SR12	8/10/2014 12:26	28.88	68.4	4.42	6.8	SR12	8/10/2014 18:26	28.81	68.0	4.40	6.4
SR12	8/10/2014 0:31	28.86	66.7	4.32	**10.4**	SR12	8/10/2014 6:31	28.80	64.5	4.18	6.6	SR12	8/10/2014 12:31	28.86	68.7	4.45	7.5	SR12	8/10/2014 18:31	28.84	67.7	4.38	7.1
SR12	8/10/2014 0:36	28.86	67.1	4.35	**11.3**	SR12	8/10/2014 6:36	28.79	65.0	4.22	7.9	SR12	8/10/2014 12:36	28.87	68.3	4.42	7.0	SR12	8/10/2014 18:36	28.83	66.6	4.31	6.4
SR12	8/10/2014 0:41	28.85	67.4	4.37	**10.5**	SR12	8/10/2014 6:41	28.78	64.7	4.19	6.5	SR12	8/10/2014 12:41	28.85	69.0	4.47	7.5	SR12	8/10/2014 18:41	28.83	66.1	4.28	6.9
SR12	8/10/2014 0:46	28.85	67.0	4.34	8.8	SR12	8/10/2014 6:46	28.79	65.3	4.23	7.4	SR12	8/10/2014 12:46	28.86	69.2	4.48	7.9	SR12	8/10/2014 18:46	28.82	68.0	4.40	8.0
SR12	8/10/2014 0:51	28.86	67.0	4.34	**10.6**	SR12	8/10/2014 6:51	28.79	65.2	4.23	7.3	SR12	8/10/2014 12:51	28.86	69.1	4.47	8.0	SR12	8/10/2014 18:51	28.83	66.6	4.31	7.6
SR12	8/10/2014 0:56	28.87	67.8	4.40	**11.2**	SR12	8/10/2014 6:56	28.80	64.0	4.15	7.7	SR12	8/10/2014 12:56	28.86	69.1	4.47	6.9	SR12	8/10/2014 18:56	28.82	67.5	4.37	7.9
SR12	8/10/2014 1:01	28.87	67.7	4.39	**11.3**	SR12	8/10/2014 7:01	28.79	65.2	4.23	8.7	SR12	8/10/2014 13:01	28.86	69.0	4.47	7.7	SR12	8/10/2014 19:01	28.82	67.5	4.37	8.1
SR12	8/10/2014 1:06	28.86	67.7	4.39	**10.4**	SR12	8/10/2014 7:06	28.80	65.6	4.25	7.2	SR12	8/10/2014 13:06	28.87	69.2	4.48	7.3	SR12	8/10/2014 19:06	28.82	66.9	4.33	8.1
SR12	8/10/2014 1:11	28.87	67.4	4.37	**10.6**	SR12	8/10/2014 7:11	28.80	64.7	4.19	6.4	SR12	8/10/2014 13:11	28.86	69.3	4.49	7.1	SR12	8/10/2014 19:11	28.81	67.3	4.35	7.9
SR12	8/10/2014 1:16	28.87	67.2	4.35	**10.0**	SR12	8/10/2014 7:16	28.81	64.8	4.20	8.7	SR12	8/10/2014 13:16	28.85	69.2	4.48	9.1	SR12	8/10/2014 19:16	28.81	66.6	4.31	7.5
SR12	8/10/2014 1:21	28.87	67.1	4.35	9.6	SR12	8/10/2014 7:21	28.80	65.7	4.26	6.8	SR12	8/10/2014 13:21	28.86	68.8	4.46	8.7	SR12	8/10/2014 19:21	28.82	67.3	4.35	7.8
SR12	8/10/2014 1:26	28.87	67.1	4.35	**11.0**	SR12	8/10/2014 7:26	28.80	66.1	4.29	6.6	SR12	8/10/2014 13:26	28.85	69.3	4.49	8.7	SR12	8/10/2014 19:26	28.81	66.4	4.30	9.0
SR12	8/10/2014 1:31	28.88	68.0	4.41	**12.7**	SR12	8/10/2014 7:31	28.81	65.8	4.26	**10.0**	SR12	8/10/2014 13:31	28.85	69.1	4.47	9.6	SR12	8/10/2014 19:31	28.80	67.3	4.36	7.4
SR12	8/10/2014 1:36	28.89	68.2	4.41	**13.6**	SR12	8/10/2014 7:36	28.81	65.5	4.25	6.4	SR12	8/10/2014 13:36	28.86	69.2	4.48	**10.0**	SR12	8/10/2014 19:36	28.81	65.9	4.26	7.3
SR12	8/10/2014 1:41	28.89	68.5	4.43	**13.5**	SR12	8/10/2014 7:41	28.80	66.4	4.30	6.2	SR12	8/10/2014 13:41	28.85	69.3	4.48	9.1	SR12	8/10/2014 19:41	28.82	65.9	4.26	7.8
SR12	8/10/2014 1:46	28.90	69.8	4.52	**14.4**	SR12	8/10/2014 7:46	28.80	66.2	4.29	5.7	SR12	8/10/2014 13:46	28.85	69.3	4.49	**10.3**	SR12	8/10/2014 19:46	28.82	67.1	4.34	7.9
SR12	8/10/2014 1:51	28.90	69.2	4.48	**13.6**	SR12	8/10/2014 7:51	28.80	66.1	4.28	5.8	SR12	8/10/2014 13:51	28.84	70.0	4.53	**11.9**	SR12	8/10/2014 19:51	28.82	67.0	4.33	7.5
SR12	8/10/2014 1:56	28.90	69.2	4.48	**11.4**	SR12	8/10/2014 7:56	28.80	65.5	4.24	5.9	SR12	8/10/2014 13:56	28.85	70.4	4.55	**12.6**	SR12	8/10/2014 19:56	28.82	65.7	4.25	8.1
SR12	8/10/2014 2:01	28.89	69.2	4.48	**12.6**	SR12	8/10/2014 8:01	28.80	64.8	4.20	5.9	SR12	8/10/2014 14:01	28.85	71.0	4.59	**13.9**	SR12	8/10/2014 20:01	28.82	65.2	4.22	8.9
SR12	8/10/2014 2:06	28.86	70.1	4.54	**12.4**	SR12	8/10/2014 8:06	28.80	65.3	4.23	5.2	SR12	8/10/2014 14:06	28.85	70.8	4.58	**13.0**	SR12	8/10/2014 20:06	28.82	64.8	4.19	**10.2**
SR12	8/10/2014 2:11	28.88	69.2	4.48	**13.2**	SR12	8/10/2014 8:11	28.80	65.6	4.25	5.3	SR12	8/10/2014 14:11	28.85	71.4	4.62	**15.1**	SR12	8/10/2014 20:11	28.82	65.6	4.25	9.6
SR12	8/10/2014 2:16	28.87	69.4	4.49	**12.6**	SR12	8/10/2014 8:16	28.80	65.3	4.23	5.4	SR12	8/10/2014 14:16	28.84	70.6	4.57	**13.0**	SR12	8/10/2014 20:16	28.81	64.6	4.18	**10.5**
SR12	8/10/2014 2:21	28.85	70.4	4.56	**15.0**	SR12	8/10/2014 8:21	28.80	65.3	4.23	5.6	SR12	8/10/2014 14:21	28.85	70.6	4.57	**15.5**	SR12	8/10/2014 20:21	28.80	65.0	4.21	7.9
SR12	8/10/2014 2:26	28.85	69.9	4.53	**14.0**	SR12	8/10/2014 8:26	28.80	64.8	4.20	5.0	SR12	8/10/2014 14:26	28.86	72.5	4.69	**12.8**	SR12	8/10/2014 20:26	28.80	66.7	4.32	8.0
SR12	8/10/2014 2:31	28.85	69.9	4.53	8.9	SR12	8/10/2014 8:31	28.80	64.7	4.20	5.1	SR12	8/10/2014 14:31	28.86	71.8	4.64	**12.0**	SR12	8/10/2014 20:31	28.81	66.0	4.27	9.1
SR12	8/10/2014 2:36	28.84	69.9	4.53	**14.0**	SR12	8/10/2014 8:36	28.80	64.3	4.17	5.7	SR12	8/10/2014 14:36	28.88	73.5	4.75	**11.1**	SR12	8/10/2014 20:36	28.80	66.4	4.29	8.5
SR12	8/10/2014 2:41	28.84	70.2	4.55	**14.6**	SR12	8/10/2014 8:41	28.81	63.0	4.08	6.1	SR12	8/10/2014 14:41	28.88	72.7	4.70	**11.9**	SR12	8/10/2014 20:41	28.79	66.4	4.30	8.0
SR12	8/10/2014 2:46	28.82	70.9	4.60	**14.0**	SR12	8/10/2014 8:46	28.81	61.9	4.01	6.4	SR12	8/10/2014 14:46	28.88	72.1	4.66	**12.7**	SR12	8/10/2014 20:46	28.77	66.1	4.28	6.0
SR12	8/10/2014 2:51	28.84	71.6	4.64	**14.5**	SR12	8/10/2014 8:51	28.81	61.6	3.99	7.3	SR12	8/10/2014 14:51	28.87	72.5	4.69	**12.2**	SR12	8/10/2014 20:51	28.80	65.5	4.24	6.5
SR12	8/10/2014 2:56	28.82	71.3	4.62	**12.1**	SR12	8/10/2014 8:56	28.82	61.4	3.98	6.5	SR12	8/10/2014 14:56	28.87	72.5	4.69	9.5	SR12	8/10/2014 20:56	28.81	65.3	4.23	6.5
SR12	8/10/2014 3:01	28.83	71.1	4.61	**13.5**	SR12	8/10/2014 9:01	28.82	63.8	4.14	5.9	SR12	8/10/2014 15:01	28.87	72.4	4.69	**11.1**	SR12	8/10/2014 21:01	28.80	65.4	4.23	6.1
SR12	8/10/2014 3:06	28.82	71.1	4.61	9.5	SR12	8/10/2014 9:06	28.82	63.6	4.12	5.8	SR12	8/10/2014 15:06	28.87	72.3	4.67	**11.4**	SR12	8/10/2014 21:06	28.76	66.1	4.28	4.8
SR12	8/10/2014 3:11	28.83	70.8	4.59	**12.4**	SR12	8/10/2014 9:11	28.82	63.5	4.12	7.3	SR12	8/10/2014 15:11	28.88	73.0	4.72	**11.1**	SR12	8/10/2014 21:11	28.80	64.9	4.20	6.7
SR12	8/10/2014 3:16	28.84	70.9	4.60	**13.0**	SR12	8/10/2014 9:16	28.81	67.4	4.37	4.2	SR12	8/10/2014 15:16	28.88	72.5	4.69	**11.7**	SR12	8/10/2014 21:16	28.78	65.4	4.24	4.6
SR12	8/10/2014 3:21	28.83	70.4	4.56	**11.0**	SR12	8/10/2014 9:21	28.82	66.9	4.34	5.4	SR12	8/10/2014 15:21	28.88	72.5	4.69	**10.9**	SR12	8/10/2014 21:21	28.79	64.2	4.16	4.6
SR12	8/10/2014 3:26	28.83	70.4	4.56	**11.9**	SR12	8/10/2014 9:26	28.82	65.9	4.27	6.8	SR12	8/10/2014 15:26	28.88	72.9	4.72	**11.3**	SR12	8/10/2014 21:26	28.79	65.9	4.27	4.5
SR12	8/10/2014 3:31	28.82	69.6	4.51	**10.4**	SR12	8/10/2014 9:31	28.83	66.5	4.31	4.5	SR12	8/10/2014 15:31	28.88	72.1	4.66	**11.1**	SR12	8/10/2014 21:31	28.80	65.3	4.23	5.9
SR12	8/10/2014 3:36	28.82	68.8	4.46	9.4	SR12	8/10/2014 9:36	28.84	66.3	4.30	4.9	SR12	8/10/2014 15:36	28.87	72.5	4.69	**10.0**	SR12	8/10/2014 21:36	28.81	65.2	4.22	5.7
SR12	8/10/2014 3:41	28.82	70.5	4.57	**10.2**	SR12	8/10/2014 9:41	28.84	65.9	4.27	5.0	SR12	8/10/2014 15:41	28.87	73.0	4.72	9.4	SR12	8/10/2014 21:41	28.81	65.3	4.22	4.6
SR12	8/10/2014 3:46	28.81	70.0	4.54	**10.8**	SR12	8/10/2014 9:46	28.82	64.1	4.15	6.8	SR12	8/10/2014 15:46	28.86	72.8	4.71	9.4	SR12	8/10/2014 21:46	28.81	65.8	4.25	4.9
SR12	8/10/2014 3:51	28.82	69.5	4.51	**10.4**	SR12	8/10/2014 9:51	28.82	63.6	4.12	7.7	SR12	8/10/2014 15:51	28.88	72.4	4.68	**10.2**	SR12	8/10/2014 21:51	28.81	65.9	4.26	5.4
SR12	8/10/2014 3:56	28.81	69.1	4.48	**10.3**	SR12	8/10/2014 9:56	28.84	66.4	4.30	5.5	SR12	8/10/2014 15:56	28.87	71.8	4.65	9.3	SR12	8/10/2014 21:56	28.81	64.6	4.18	6.6
SR12	8/10/2014 4:01	28.83	68.3	4.43	9.6	SR12	8/10/2014 10:01	28.84	66.1	4.28	6.9	SR12	8/10/2014 16:01	28.87	71.7	4.64	8.1	SR12	8/10/2014 22:01	28.81	65.1	4.21	7.1
SR12	8/10/2014 4:06	28.83	68.8	4.46	8.9	SR12	8/10/2014 10:06	28.85	66.4	4.30	6.9	SR12	8/10/2014 16:06	28.86	71.7	4.64	8.0	SR12	8/10/2014 22:06	28.82	64.3	4.16	6.1
SR12	8/10/2014 4:11	28.83	68.9	4.46	**11.5**	SR12	8/10/2014 10:11	28.85	65.7	4.26	6.5	SR12	8/10/2014 16:11	28.87	70.7	4.57	8.1	SR12	8/10/2014 22:11	28.80	64.3	4.16	5.4
SR12	8/10/2014 4:16	28.83	68.2	4.42	**10.1**	SR12	8/10/2014 10:16	28.84	66.3	4.30	7.7	SR12	8/10/2014 16:16	28.85	71.5	4.63	6.9	SR12	8/10/2014 22:16	28.80	64.6	4.18	5.0
SR12	8/10/2014 4:21	28.82	69.1	4.48	9.8	SR12	8/10/2014 10:21	28.86	66.3	4.29	7.9	SR12	8/10/2014 16:21	28.87	72.3	4.68	7.9	SR12	8/10/2014 22:21	28.79	65.7	4.25	4.9
SR12	8/10/2014 4:26	28.83	69.4	4.50	**11.7**	SR12	8/10/2014 10:26	28.88	67.4	4.37	6.2	SR12	8/10/2014 16:26	28.87	71.7	4.64	7.8	SR12	8/10/2014 22:26	28.81	64.6	4.18	5.1
SR12	8/10/2014 4:31	28.81	69.4	4.50	8.4	SR12	8/10/2014 10:31	28.89	67.8	4.39	5.3	SR12	8/10/2014 16:31	28.88	71.8	4.65	8.2	SR12	8/10/2014 22:31	28.80	64.9	4.20	4.9
SR12	8/10/2014 4:36	28.81	69.7	4.52	8.3	SR12	8/10/2014 10:36	28.90	69.1	4.48	4.2	SR12	8/10/2014 16:36	28.88	72.0	4.66	6.7	SR12	8/10/2014 22:36	28.80	65.4	4.23	5.5
SR12	8/10/2014 4:41	28.82	69.6	4.51	**11.6**	SR12	8/10/2014 10:41	28.89	68.2	4.42	4.9	SR12	8/10/2014 16:41	28.88	71.8	4.64	8.1	SR12	8/10/2014 22:41	28.79	65.5	4.23	5.3
SR12	8/10/2014 4:46	28.82	68.9	4.47	9.4	SR12						SR12	8/10/2014 16:46	28.86	71.6	4.63	7.8	SR12	8/10/2014 22:46	28.79	65.9	4.26	6.5
SR12	8/10/2014 4:51	28.81	68.6	4.45	8.1	SR12						SR12	8/10/2014 16:51	28.87	71.8	4.64	8.1	SR12	8/10/2014 22:51	28.78	66.2	4.28	6.4
SR12	8/10/2014 4:56	28.81	68.6	4.45	8.4	SR12						SR12	8/10/2014 16:56	28.88	71.4	4.62	**10.7**	SR12	8/10/2014 22:56	28.78	66.6	4.31	6.6
SR12	8/10/2014 5:01	28.81	68.2	4.42	9.5	SR12						SR12	8/10/2014 17:01	28.87	71.7	4.64	8.4	SR12	8/10/2014 23:01	28.76	68.0	4.40	4.3
SR12	8/10/2014 5:06	28.81	68.0	4.41	8.8	SR12						SR12	8/10/2014 17:06	28.88	71.6	4.63	**10.4**	SR12	8/10/2014 23:06	28.76	68.0	4.41	4.6
SR12	8/10/2014 5:11	28.82	68.2	4.42	**11.4**	SR12						SR12	8/10/2014 17:11	28.88	70.8	4.58	**11.4**	SR12	8/10/2014 23:11	28.77	68.6	4.44	4.8
SR12	8/10/2014 5:16	28.81	67.7	4.39	9.9	SR12						SR12	8/10/2014 17:16	28.86	70.7	4.57	**10.3**	SR12	8/10/2014 23:16	28.78	68.4	4.43	5.8
SR12	8/10/2014 5:21	28.80	67.0	4.35	8.2	SR12						SR12	8/10/2014 17:21	28.86	69.9	4.52	**10.1**	SR12	8/10/2014 23:21	28.78	69.0	4.47	5.2
SR12	8/10/2014 5:26	28.80	67.1	4.35	9.4	SR12						SR12	8/10/2014 17:26	28.85	70.0	4.53	8.3	SR12	8/10/2014 23:26	28.78	68.4	4.43	5.7
SR12	8/10/2014 5:31	28.80	67.0	4.34	7.8	SR12						SR12	8/10/2014 17:31	28.85	70.0	4.53	7.6	SR12	8/10/2014 23:31	28.78	68.0	4.41	4.8
SR12	8/10/2014 5:36	28.80	66.9	4.34	8.9	SR12						SR12	8/10/2014 17:36	28.85	69.7	4.51	8.2	SR12	8/10/2014 23:36	28.78	67.9	4.40	5.4
SR12	8/10/2014 5:41	28.80	66.5	4.31	8.5	SR12	8/10/2014 11:41	28.87	67.7	4.37	5.7	SR12	8/10/2014 17:41	28.85	69.7	4.51	8.3	SR12	8/10/2014 23:41	28.78	68.3	4.42	4.9
SR12	8/10/2014 5:46	28.80	66.6	4.32	8.0	SR12	8/10/2014 11:46	28.86	68.3	4.41	6.6	SR12	8/10/2014 17:46	28.85	69.3	4.49	8.2	SR12	8/10/2014 23:46	28.79	68.3	4.42	5.4
SR12	8/10/2014 5:51	28.80	66.5	4.31	7.4	SR12	8/10/2014 11:51	28.88	67.8	4.39	5.3	SR12	8/10/2014 17:51	28.85	69.8	4.52	6.9	SR12	8/10/2014 23:51	28.78	66.9	4.33	4.8
SR12	8/10/2014 5:56	28.78	65.6	4.26	6.9	SR12	8/10/2014 11:56	28.87	69.1	4.47	6.2	SR12	8/10/2014 17:56	28.84	68.9	4.46	6.8	SR12	8/10/2014 23:56	28.79	68.0	4.40	5.1

Station	Timestamp	Temp (° C)	DO (%)	DO (mg/L)	Tur (NTU)	Station	Timestamp	Temp (° C)	DO (%)	DO (mg/L)	Tur (NTU)	Station	Timestamp	Temp (° C)	DO (%)	DO (mg/L)	Tur (NTU)	Station	Timestamp	Temp (°C)	DO (%)	DO (mg/L)	Tur (NTU)
SR13	8/10/2014 0:00	28.85	64.0	**4.17**	3.3	SR13	8/10/2014 6:00	28.72	67.3	**4.40**	4.1	SR13	8/10/2014 12:00	28.73	65.3	**4.26**	4.6	SR13	8/10/2014 18:00	28.83	66.7	**4.35**	3.2
SR13	8/10/2014 0:05	28.86	64.3	**4.19**	3.4	SR13	8/10/2014 6:05	28.74	67.4	**4.40**	4.5	SR13	8/10/2014 12:05	28.73	65.3	**4.26**	3.5	SR13	8/10/2014 18:05	28.82	66.9	**4.36**	3.3
SR13	8/10/2014 0:10	28.88	65.7	**4.27**	4.5	SR13	8/10/2014 6:10	28.73	67.6	**4.41**	4.9	SR13	8/10/2014 12:10	28.69	64.0	**4.18**	3.1	SR13	8/10/2014 18:10	28.81	66.9	**4.37**	2.8
SR13	8/10/2014 0:15	28.87	65.7	**4.27**	4.4	SR13	8/10/2014 6:15	28.74	66.4	**4.34**	4.1	SR13	8/10/2014 12:15	28.74	66.2	**4.32**	2.5	SR13	8/10/2014 18:15	28.79	69.9	**4.56**	2.8
SR13	8/10/2014 0:20	28.87	64.5	**4.20**	3.9	SR13	8/10/2014 6:20	28.74	66.3	**4.33**	3.8	SR13	8/10/2014 12:20	28.70	66.4	**4.33**	2.2	SR13	8/10/2014 18:20	28.80	70.3	**4.59**	3.0
SR13	8/10/2014 0:25	28.87	65.4	**4.25**	4.1	SR13	8/10/2014 6:25	28.73	66.2	**4.33**	4.0	SR13	8/10/2014 12:25	28.67	65.9	**4.30**	2.6	SR13	8/10/2014 18:25	28.78	69.6	**4.54**	2.7
SR13	8/10/2014 0:30	28.87	64.6	**4.20**	3.2	SR13	8/10/2014 6:30	28.73	66.5	**4.35**	3.6	SR13	8/10/2014 12:30	28.67	64.8	**4.23**	2.0	SR13	8/10/2014 18:30	28.79	70.0	**4.57**	2.9
SR13	8/10/2014 0:35	28.87	65.7	**4.28**	4.2	SR13	8/10/2014 6:35	28.73	66.5	**4.34**	4.6	SR13	8/10/2014 12:35	28.68	64.2	**4.19**	2.2	SR13	8/10/2014 18:35	28.79	69.4	**4.53**	3.1
SR13	8/10/2014 0:40	28.86	66.2	**4.31**	7.9	SR13	8/10/2014 6:40	28.73	66.5	**4.34**	3.9	SR13	8/10/2014 12:40	28.68	63.8	**4.17**	2.6	SR13	8/10/2014 18:40	28.78	69.7	**4.55**	2.5
SR13	8/10/2014 0:45	28.86	65.1	**4.24**	4.3	SR13	8/10/2014 6:45	28.71	66.3	**4.33**	3.0	SR13	8/10/2014 12:45	28.68	62.9	**4.11**	3.2	SR13	8/10/2014 18:45	28.79	69.4	**4.53**	2.4
SR13	8/10/2014 0:50	28.86	64.4	**4.19**	4.2	SR13	8/10/2014 6:50	28.73	67.1	**4.38**	3.8	SR13	8/10/2014 12:50	28.73	64.3	**4.20**	5.5	SR13	8/10/2014 18:50	28.79	69.1	**4.52**	1.9
SR13	8/10/2014 0:55	28.85	65.7	**4.27**	13.1	SR13	8/10/2014 6:55	28.73	68.8	**4.49**	5.5	SR13	8/10/2014 12:55	28.73	64.6	**4.22**	5.5	SR13	8/10/2014 18:55	28.79	69.1	**4.51**	2.8
SR13	8/10/2014 1:00	28.84	66.7	**4.34**	**14.5**	SR13	8/10/2014 7:00	28.73	67.6	**4.42**	4.3	SR13	8/10/2014 13:00	28.71	64.3	**4.20**	2.7	SR13	8/10/2014 19:00	28.79	69.1	**4.51**	2.5
SR13	8/10/2014 1:05	28.84	66.9	**4.35**	**13.6**	SR13	8/10/2014 7:05	28.74	67.2	**4.39**	4.9	SR13	8/10/2014 13:05	28.75	64.8	**4.22**	7.1	SR13	8/10/2014 19:05	28.79	68.8	**4.49**	2.0
SR13	8/10/2014 1:10	28.84	66.6	**4.33**	12.9	SR13	8/10/2014 7:10	28.74	67.0	**4.38**	4.0	SR13	8/10/2014 13:10	28.76	65.8	**4.29**	6.9	SR13	8/10/2014 19:10	28.79	69.5	**4.54**	2.7
SR13	8/10/2014 1:15	28.84	66.6	**4.33**	**13.4**	SR13	8/10/2014 7:15	28.74	67.5	**4.41**	4.9	SR13	8/10/2014 13:15	28.76	65.6	**4.28**	6.7	SR13	8/10/2014 19:15	28.79	69.6	**4.54**	2.5
SR13	8/10/2014 1:20	28.83	66.4	**4.32**	10.0	SR13	8/10/2014 7:20	28.74	67.6	**4.41**	5.4	SR13	8/10/2014 13:20	28.76	65.4	**4.26**	5.0	SR13	8/10/2014 19:20	28.79	68.8	**4.49**	2.4
SR13	8/10/2014 1:25	28.83	66.5	**4.33**	10.1	SR13	8/10/2014 7:25	28.73	67.2	**4.39**	3.9	SR13	8/10/2014 13:25	28.77	65.6	**4.27**	5.0	SR13	8/10/2014 19:25	28.79	68.8	**4.49**	3.1
SR13	8/10/2014 1:30	28.83	66.5	**4.33**	9.6	SR13	8/10/2014 7:30	28.73	66.1	**4.32**	4.0	SR13	8/10/2014 13:30	28.78	66.5	**4.34**	4.6	SR13	8/10/2014 19:30	28.77	68.9	**4.50**	2.4
SR13	8/10/2014 1:35	28.83	66.0	**4.30**	8.6	SR13	8/10/2014 7:35	28.75	66.9	**4.37**	5.0	SR13	8/10/2014 13:35	28.77	66.5	**4.33**	4.7	SR13	8/10/2014 19:35	28.78	68.8	**4.49**	2.3
SR13	8/10/2014 1:40	28.83	65.5	**4.26**	7.7	SR13	8/10/2014 7:40	28.75	66.3	**4.33**	4.1	SR13	8/10/2014 13:40	28.78	66.4	**4.33**	3.9	SR13	8/10/2014 19:40	28.78	68.8	**4.49**	2.1
SR13	8/10/2014 1:45	28.82	65.3	**4.25**	9.0	SR13	8/10/2014 7:45	28.75	66.2	**4.32**	4.3	SR13	8/10/2014 13:45	28.77	66.2	**4.32**	3.9	SR13	8/10/2014 19:45	28.78	69.0	**4.50**	2.6
SR13	8/10/2014 1:50	28.82	64.4	**4.20**	6.3	SR13	8/10/2014 7:50	28.76	66.6	**4.34**	5.6	SR13	8/10/2014 13:50	28.77	66.1	**4.31**	4.5	SR13	8/10/2014 19:50	28.78	69.0	**4.51**	2.5
SR13	8/10/2014 1:55	28.81	64.4	**4.19**	6.6	SR13	8/10/2014 7:55	28.75	65.9	**4.30**	4.5	SR13	8/10/2014 13:55	28.75	64.1	**4.18**	3.2	SR13	8/10/2014 19:55	28.78	68.8	**4.49**	2.1
SR13	8/10/2014 2:00	28.82	65.2	**4.25**	6.9	SR13	8/10/2014 8:00	28.77	65.9	**4.30**	4.7	SR13	8/10/2014 14:00	28.84	67.1	**4.37**	2.8	SR13	8/10/2014 20:00	28.78	68.8	**4.49**	2.9
SR13	8/10/2014 2:05	28.82	63.4	**4.13**	6.4	SR13	8/10/2014 8:05	28.77	65.7	**4.29**	4.8	SR13	8/10/2014 14:05	28.84	68.0	**4.42**	2.0	SR13	8/10/2014 20:05	28.78	68.0	**4.44**	2.2
SR13	8/10/2014 2:10	28.82	64.0	**4.17**	6.8	SR13	8/10/2014 8:10	28.79	65.8	**4.29**	5.5	SR13	8/10/2014 14:10	28.85	67.8	**4.41**	2.3	SR13	8/10/2014 20:10	28.78	68.5	**4.47**	3.7
SR13	8/10/2014 2:15	28.81	64.0	**4.17**	6.1	SR13	8/10/2014 8:15	28.77	65.4	**4.27**	4.3	SR13	8/10/2014 14:15	28.84	67.3	**4.39**	1.9	SR13	8/10/2014 20:15	28.77	68.6	**4.48**	2.3
SR13	8/10/2014 2:20	28.80	64.4	**4.19**	6.0	SR13	8/10/2014 8:20	28.75	65.3	**4.26**	3.3	SR13	8/10/2014 14:20	28.85	68.9	**4.49**	1.5	SR13	8/10/2014 20:20	28.76	68.7	**4.48**	2.0
SR13	8/10/2014 2:25	28.80	64.4	**4.19**	6.3	SR13	8/10/2014 8:25	28.71	66.7	**4.35**	4.0	SR13	8/10/2014 14:25	28.84	69.6	**4.54**	1.5	SR13	8/10/2014 20:25	28.77	68.7	**4.49**	2.0
SR13	8/10/2014 2:30	28.76	67.3	**4.39**	5.5	SR13	8/10/2014 8:30	28.73	66.4	**4.34**	3.6	SR13	8/10/2014 14:30	28.80	67.9	**4.43**	1.7	SR13	8/10/2014 20:30	28.78	67.5	**4.41**	1.9
SR13	8/10/2014 2:35	28.74	67.3	**4.39**	5.4	SR13	8/10/2014 8:35	28.74	66.4	**4.33**	3.1	SR13	8/10/2014 14:35	28.82	69.6	**4.54**	1.7	SR13	8/10/2014 20:35	28.78	67.2	**4.39**	2.0
SR13	8/10/2014 2:40	28.73	67.2	**4.39**	4.5	SR13	8/10/2014 8:40	28.75	66.2	**4.32**	3.2	SR13	8/10/2014 14:40	28.85	69.9	**4.55**	2.0	SR13	8/10/2014 20:40	28.77	67.4	**4.40**	1.7
SR13	8/10/2014 2:45	28.74	67.5	**4.41**	5.2	SR13	8/10/2014 8:45	28.75	66.5	**4.34**	3.8	SR13	8/10/2014 14:45	28.83	68.6	**4.47**	1.5	SR13	8/10/2014 20:45	28.78	66.9	**4.37**	2.2
SR13	8/10/2014 2:50	28.73	67.9	**4.44**	5.1	SR13	8/10/2014 8:50	28.75	66.1	**4.31**	3.4	SR13	8/10/2014 14:50	28.78	67.1	**4.38**	1.6	SR13	8/10/2014 20:50	28.78	67.0	**4.37**	2.1
SR13	8/10/2014 2:55	28.74	67.7	**4.42**	5.1	SR13	8/10/2014 8:55	28.76	65.8	**4.29**	4.4	SR13	8/10/2014 14:55	28.80	67.4	**4.40**	1.8	SR13	8/10/2014 20:55	28.78	67.7	**4.42**	2.3
SR13	8/10/2014 3:00	28.73	67.8	**4.43**	4.7	SR13	8/10/2014 9:00	28.77	66.2	**4.31**	7.5	SR13	8/10/2014 15:00	28.82	68.6	**4.48**	1.7	SR13	8/10/2014 21:00	28.78	66.9	**4.37**	1.8
SR13	8/10/2014 3:05	28.72	67.8	**4.43**	4.5	SR13	8/10/2014 9:05	28.77	66.0	**4.30**	5.5	SR13	8/10/2014 15:05	28.83	70.9	**4.62**	1.6	SR13	8/10/2014 21:05	28.78	66.7	**4.36**	2.0
SR13	8/10/2014 3:10	28.73	67.4	**4.40**	4.7	SR13	8/10/2014 9:10	28.76	65.8	**4.29**	5.6	SR13	8/10/2014 15:10	28.81	70.7	**4.62**	1.7	SR13	8/10/2014 21:10	28.80	66.6	**4.35**	2.7
SR13	8/10/2014 3:15	28.72	66.9	**4.37**	4.2	SR13	8/10/2014 9:15	28.77	65.9	**4.29**	4.8	SR13	8/10/2014 15:15	28.83	70.7	**4.61**	2.2	SR13	8/10/2014 21:15	28.80	65.5	**4.27**	2.1
SR13	8/10/2014 3:20	28.73	66.6	**4.35**	4.3	SR13	8/10/2014 9:20	28.76	65.9	**4.30**	5.5	SR13	8/10/2014 15:20	28.82	71.0	**4.63**	1.4	SR13	8/10/2014 21:20	28.80	65.5	**4.27**	2.3
SR13	8/10/2014 3:25	28.74	66.5	**4.34**	4.4	SR13	8/10/2014 9:25	28.76	66.6	**4.35**	5.2	SR13	8/10/2014 15:25	28.84	70.9	**4.63**	2.0	SR13	8/10/2014 21:25	28.78	67.0	**4.38**	1.8
SR13	8/10/2014 3:30	28.75	66.4	**4.34**	4.1	SR13	8/10/2014 9:30	28.76	66.3	**4.32**	3.9	SR13	8/10/2014 15:30	28.84	70.8	**4.62**	1.3	SR13	8/10/2014 21:30	28.79	66.2	**4.32**	1.8
SR13	8/10/2014 3:35	28.75	66.3	**4.33**	4.2	SR13	8/10/2014 9:35	28.76	66.3	**4.32**	4.4	SR13	8/10/2014 15:35	28.84	70.4	**4.59**	1.2	SR13	8/10/2014 21:35	28.80	66.2	**4.32**	2.7
SR13	8/10/2014 3:40	28.75	66.3	**4.33**	4.3	SR13	8/10/2014 9:40	28.76	65.9	**4.30**	3.6	SR13	8/10/2014 15:40	28.83	70.4	**4.60**	3.2	SR13	8/10/2014 21:40	28.80	66.3	**4.32**	2.4
SR13	8/10/2014 3:45	28.75	66.0	**4.31**	3.8	SR13	8/10/2014 9:45	28.76	66.2	**4.32**	4.0	SR13	8/10/2014 15:45	28.83	70.2	**4.58**	1.7	SR13	8/10/2014 21:45	28.79	66.9	**4.37**	3.2
SR13	8/10/2014 3:50	28.74	66.7	**4.36**	4.1	SR13	8/10/2014 9:50	28.76	65.1	**4.25**	2.9	SR13	8/10/2014 15:50	28.83	70.1	**4.57**	2.8	SR13	8/10/2014 21:50	28.79	66.9	**4.37**	2.9
SR13	8/10/2014 3:55	28.73	67.0	**4.38**	4.0	SR13	8/10/2014 9:55	28.75	65.9	**4.30**	2.7	SR13	8/10/2014 15:55	28.83	70.2	**4.58**	2.1	SR13	8/10/2014 21:55	28.79	65.8	**4.29**	4.7
SR13	8/10/2014 4:00	28.74	67.4	**4.40**	4.4	SR13	8/10/2014 10:00	28.75	65.8	**4.29**	2.5	SR13	8/10/2014 16:00	28.82	69.7	**4.55**	2.1	SR13	8/10/2014 22:00	28.79	65.9	**4.30**	4.8
SR13	8/10/2014 4:05	28.74	66.9	**4.37**	4.0	SR13	8/10/2014 10:05	28.73	67.9	**4.43**	3.0	SR13	8/10/2014 16:05	28.82	69.6	**4.54**	2.2	SR13	8/10/2014 22:05	28.78	65.4	**4.26**	4.7
SR13	8/10/2014 4:10	28.74	67.2	**4.39**	4.9	SR13	8/10/2014 10:10	28.76	67.9	**4.43**	2.8	SR13	8/10/2014 16:10	28.83	69.8	**4.55**	2.4	SR13	8/10/2014 22:10	28.78	66.3	**4.32**	6.3
SR13	8/10/2014 4:15	28.76	67.6	**4.41**	8.7	SR13	8/10/2014 10:15	28.77	68.0	**4.44**	2.1	SR13	8/10/2014 16:15	28.83	69.3	**4.52**	2.1	SR13	8/10/2014 22:15	28.78	66.3	**4.33**	6.2
SR13	8/10/2014 4:20	28.76	67.4	**4.40**	9.0	SR13	8/10/2014 10:20	28.76	67.7	**4.41**	2.0	SR13	8/10/2014 16:20	28.83	69.2	**4.51**	2.0	SR13	8/10/2014 22:20	28.78	66.4	**4.33**	6.3
SR13	8/10/2014 4:25	28.76	67.1	**4.38**	7.1	SR13	8/10/2014 10:25	28.74	68.4	**4.47**	2.2	SR13	8/10/2014 16:25	28.81	69.4	**4.53**	2.0	SR13	8/10/2014 22:25	28.78	65.0	**4.24**	4.9
SR13	8/10/2014 4:30	28.75	66.5	**4.34**	6.6	SR13	8/10/2014 10:30	28.74	67.5	**4.41**	1.7	SR13	8/10/2014 16:30	28.82	69.7	**4.55**	4.0	SR13	8/10/2014 22:30	28.78	65.3	**4.26**	3.9
SR13	8/10/2014 4:35	28.76	66.5	**4.35**	6.8	SR13	8/10/2014 10:35	28.75	68.2	**4.45**	2.2	SR13	8/10/2014 16:35	28.83	70.5	**4.60**	2.7	SR13	8/10/2014 22:35	28.78	65.7	**4.28**	4.8
SR13	8/10/2014 4:40	28.75	66.2	**4.33**	5.7	SR13	8/10/2014 10:40	28.80	69.1	**4.51**	2.9	SR13	8/10/2014 16:40	28.83	70.3	**4.59**	2.4	SR13	8/10/2014 22:40	28.78	66.0	**4.31**	4.4
SR13	8/10/2014 4:45	28.76	66.2	**4.33**	5.4	SR13	8/10/2014 10:45	28.79	69.2	**4.51**	3.6	SR13	8/10/2014 16:45	28.83	70.0	**4.57**	3.6	SR13	8/10/2014 22:45	28.78	66.1	**4.31**	5.1
SR13	8/10/2014 4:50	28.76	66.4	**4.33**	6.1	SR13	8/10/2014 10:50	28.78	67.9	**4.43**	1.7	SR13	8/10/2014 16:50	28.82	69.8	**4.55**	3.4	SR13	8/10/2014 22:50	28.77	66.0	**4.31**	5.1
SR13	8/10/2014 4:55	28.76	65.6	**4.28**	5.0	SR13	8/10/2014 10:55	28.76	67.5	**4.40**	2.2	SR13	8/10/2014 16:55	28.82	69.6	**4.54**	2.4	SR13	8/10/2014 22:55	28.77	66.2	**4.32**	4.4
SR13	8/10/2014 5:00	28.76	65.1	**4.25**	4.7	SR13	8/10/2014 11:00	28.77	67.8	**4.42**	2.7	SR13	8/10/2014 17:00	28.83	69.7	**4.55**	3.2	SR13	8/10/2014 23:00	28.78	66.2	**4.31**	4.6
SR13	8/10/2014 5:05	28.75	65.9	**4.30**	4.8	SR13	8/10/2014 11:05	28.77	67.0	**4.37**	2.5	SR13	8/10/2014 17:05	28.83	69.5	**4.53**	2.8	SR13	8/10/2014 23:05	28.77	65.0	**4.24**	3.2
SR13	8/10/2014 5:10	28.75	66.4	**4.34**	5.4	SR13	8/10/2014 11:10	28.75	66.1	**4.31**	4.8	SR13	8/10/2014 17:10	28.83	69.3	**4.52**	2.7	SR13	8/10/2014 23:10	28.78	65.4	**4.27**	4.3
SR13	8/10/2014 5:15	28.74	66.0	**4.31**	4.0	SR13	8/10/2014 11:15	28.75	66.2	**4.31**	4.9	SR13	8/10/2014 17:15	28.83	69.1	**4.51**	2.7	SR13	8/10/2014 23:15	28.77	65.5	**4.27**	2.8
SR13	8/10/2014 5:20	28.74	66.3	**4.33**	5.7	SR13	8/10/2014 11:20	28.75	66.1	**4.31**	5.4	SR13	8/10/2014 17:20	28.83	69.3	**4.52**	3.1	SR13	8/10/2014 23:20	28.77	66.2	**4.32**	5.0
SR13	8/10/2014 5:25	28.74	67.1	**4.38**	4.2	SR13	8/10/2014 11:25	28.75	66.0	**4.31**	5.4	SR13	8/10/2014 17:25	28.83	69.1	**4.51**	3.2	SR13	8/10/2014 23:25	28.78	65.8	**4.29**	4.0
SR13	8/10/2014 5:30	28.74	66.7	**4.36**	3.8	SR13	8/10/2014 11:30	28.75	65.5	**4.27**	5.1	SR13	8/10/2014 17:30	28.83	68.6	**4.48**	3.0	SR13	8/10/2014 23:30	28.75	67.6	**4.41**	4.9
SR13	8/10/2014 5:35	28.74	66.8	**4.37**	3.6	SR13	8/10/2014 11:35	28.74	65.4	**4.26**	4.7	SR13	8/10/2014 17:35	28.83	68.4	**4.46**	3.0	SR13	8/10/2014 23:35	28.74	67.3	**4.39**	3.6
SR13	8/10/2014 5:40	28.74	66.7	**4.36**	3.6	SR13	8/10/2014 11:40	28.74	66.2	**4.32**	6.1	SR13	8/10/2014 17:40	28.83	68.3	**4.46**	3.7	SR13	8/10/2014 23:40	28.77	65.9	**4.30**	4.2
SR13	8/10/2014 5:45	28.74	66.2	**4.33**	3.3	SR13	8/10/2014 11:45	28.73	66.1	**4.31**	5.7	SR13	8/10/2014 17:45	28.83	68.2	**4.45**	3.7	SR13	8/10/2014 23:45	28.77	66.3	**4.33**	5.3
SR13	8/10/2014 5:50	28.74	66.1	**4.32**	3.0	SR13	8/10/2014 11:50	28.73	65.5	**4.27**	5.1	SR13	8/10/2014 17:50	28.83	67.8	**4.43**	3.5	SR13	8/10/2014 23:50	28.76	65.9	**4.30**	3.3
SR13	8/10/2014 5:55	28.74	67.0	**4.38**	4.4	SR13	8/10/2014 11:55	28.75	64.9	**4.23**	3.2	SR13	8/10/2014 17:55	28.83	67.1	**4.38**	3.4	SR13	8/10/2014 23:55	28.75	67.2	**4.38**	3.9

Station	Timestamp	NH_3 (mg/L)				Station	Timestamp	NH_3 (mg/L)			
SR4	8/10/2014 0:17	0.07				SR12	8/10/2014 0:17	0.06			
SR4	8/10/2014 0:37	0.05				SR12	8/10/2014 0:37	0.05			
SR4	8/10/2014 0:57	0.06				SR12	8/10/2014 0:57	0.06			
SR4	8/10/2014 1:17	0.06				SR12	8/10/2014 1:17	0.06			
SR4	8/10/2014 1:37	0.06				SR12	8/10/2014 1:37	0.06			
SR4	8/10/2014 1:57	0.06				SR12	8/10/2014 1:57	0.06			
SR4	8/10/2014 2:17	0.06				SR12	8/10/2014 2:17	0.07			
SR4	8/10/2014 2:37	0.07				SR12	8/10/2014 2:37	0.06			
SR4	8/10/2014 2:57	0.05				SR12	8/10/2014 2:57	0.06			
SR4	8/10/2014 3:17	0.06				SR12	8/10/2014 3:17	0.06			
SR4	8/10/2014 3:37	0.06				SR12	8/10/2014 3:37	0.05			
SR4	8/10/2014 3:57	0.06				SR12	8/10/2014 3:57	0.05			
SR4	8/10/2014 4:17	0.06				SR12	8/10/2014 4:17	0.05			
SR4	8/10/2014 4:37	0.06				SR12	8/10/2014 4:37	0.06			
SR4	8/10/2014 4:57	0.05				SR12	8/10/2014 4:57	0.06			
SR4	8/10/2014 5:17	0.06				SR12	8/10/2014 5:17	0.05			
SR4	8/10/2014 5:37	0.06				SR12	8/10/2014 5:37	0.06			
SR4	8/10/2014 5:57	0.06				SR12	8/10/2014 5:57	0.05			
SR4						SR12					
SR4	8/10/2014 6:37	0.08				SR12	8/10/2014 6:37	0.05			
SR4	8/10/2014 6:57	0.07				SR12	8/10/2014 6:57	0.07			
SR4	8/10/2014 7:17	0.06				SR12	8/10/2014 7:17	0.06			
SR4	8/10/2014 7:37	0.05				SR12	8/10/2014 7:37	0.06			
SR4	8/10/2014 7:57	0.05				SR12	8/10/2014 7:57	0.07			
SR4	8/10/2014 8:17	0.05				SR12	8/10/2014 8:17	0.05			
SR4	8/10/2014 8:37	0.05				SR12	8/10/2014 8:37	0.05			
SR4	8/10/2014 8:57	0.05				SR12	8/10/2014 8:57	0.07			
SR4	8/10/2014 9:17	0.06				SR12	8/10/2014 9:17	0.05			
SR4	8/10/2014 9:37	0.06				SR12	8/10/2014 9:37	0.07			
SR4	8/10/2014 9:57	0.06				SR12	8/10/2014 9:57	0.05			
SR4	8/10/2014 10:17	0.07				SR12	8/10/2014 10:17	0.05			
SR4	8/10/2014 10:37	0.08				SR12	8/10/2014 10:37	0.06			
SR4	8/10/2014 10:57	0.08				SR12					
SR4	8/10/2014 11:17	0.09				SR12					
SR4	8/10/2014 11:37	0.09				SR12					
SR4	8/10/2014 11:57	0.09				SR12	8/10/2014 11:57	0.06			
SR4	8/10/2014 12:17	0.09				SR12	8/10/2014 12:17	0.06			
SR4	8/10/2014 12:37	0.08				SR12	8/10/2014 12:37	0.06			
SR4	8/10/2014 12:57	0.08				SR12	8/10/2014 12:57	0.08			
SR4	8/10/2014 13:17	0.08				SR12	8/10/2014 13:17	0.08			
SR4						SR12	8/10/2014 13:37	0.06			
SR4						SR12	8/10/2014 13:57	0.07			
SR4						SR12	8/10/2014 14:17	0.08			
SR4						SR12	8/10/2014 14:37	0.06			
SR4	8/10/2014 14:57	0.09				SR12	8/10/2014 14:57	0.07			
SR4	8/10/2014 15:17	0.07				SR12	8/10/2014 15:17	0.09			
SR4	8/10/2014 15:37	0.07				SR12	8/10/2014 15:37	0.07			
SR4	8/10/2014 15:57	0.08				SR12	8/10/2014 15:57	0.05			
SR4	8/10/2014 16:17	0.07				SR12	8/10/2014 16:17	0.06			
SR4	8/10/2014 16:37	0.07				SR12	8/10/2014 16:37	0.06			
SR4	8/10/2014 16:57	0.07				SR12	8/10/2014 16:57	0.06			
SR4	8/10/2014 17:17	0.08				SR12	8/10/2014 17:17	0.06			
SR4	8/10/2014 17:37	0.07				SR12	8/10/2014 17:37	0.06			
SR4	8/10/2014 17:57	0.08				SR12	8/10/2014 17:57	0.06			
SR4	8/10/2014 18:17	0.07				SR12	8/10/2014 18:17	0.05			
SR4	8/10/2014 18:37	0.06				SR12	8/10/2014 18:37	0.07			
SR4	8/10/2014 18:57	0.07				SR12	8/10/2014 18:57	0.06			
SR4	8/10/2014 19:17	0.07				SR12	8/10/2014 19:17	0.06			
SR4	8/10/2014 19:37	0.08				SR12	8/10/2014 19:37	0.07			
SR4	8/10/2014 19:57	0.09				SR12	8/10/2014 19:57	0.08			
SR4	8/10/2014 20:17	0.07				SR12	8/10/2014 20:17	0.07			
SR4	8/10/2014 20:37	0.08				SR12	8/10/2014 20:37	0.06			
SR4	8/10/2014 20:57	0.08				SR12	8/10/2014 20:57	0.06			
SR4	8/10/2014 21:17	0.08				SR12	8/10/2014 21:17	0.07			
SR4	8/10/2014 21:37	0.06				SR12	8/10/2014 21:37	0.06			
SR4	8/10/2014 21:57	0.07				SR12	8/10/2014 21:57	0.08			
SR4	8/10/2014 22:17	0.09				SR12	8/10/2014 22:17	0.08			
SR4	8/10/2014 22:37	0.09				SR12	8/10/2014 22:37	0.07			
SR4	8/10/2014 22:57	0.08				SR12	8/10/2014 22:57	0.06			
SR4	8/10/2014 23:17	0.05				SR12	8/10/2014 23:17	0.06			
SR4	8/10/2014 23:37	0.06				SR12	8/10/2014 23:37	0.07			
SR4	8/10/2014 23:57	0.06				SR12	8/10/2014 23:57	0.07			

Remark: Fonts with underline: Action Level Exceedance
Fonts with bold and underline: Limit Level Exceedance
Automatic Instrument calibration of NH3-N monitor was carried out during 5:57-6:37 at SR4 and SR12.
SR4 monitoring station was under maintenance during 13:36-14:46.
SR12 monitoring station was under maintenance during 10:41-11:41.

MATERIALAB CONSULTANTS LIMITED
Fugro Development Centre,
5 Lok Yi Street,
17 M.S. Castle Peak Road,
Tai Lam, Tuen Mun, N.T., Hong Kong.
Tel : (852)-24508238
Fax : (852)-24508032
Email : mcl@fugro.com.hk

MaterialLab

Interim Notification of Environmental Quality Limits Exceedances
24hr Water Quality Monitoring

Incident Report on Action Level or Limit Level Non-compliance

Reference No.:	20141009/24/SR5
Project:	CV/2013/04 - Providing Sufficient Water Depth for Kwai Tsing Container Basin and its Approach Channel
Date:	09/10/2014 – 10/10/2014
Time:	09/10/2014 00:00 – 10/10/2014 23:55
Monitoring Location:	SR5 – Ma Wan FCZ
Dissolved Oxygen	
Action Level / Limit Level:	5.46 / 5.39 (6 consecutive monitoring data exceedance)
Measured Level:	Four (4) AL Exceedances: 9/10: 16:00 – 16:25 (1) 10/10: 15:10 – 15:35 (1), 16:45 – 17:40 (2) Eighty six (86) LL Exceedances: 9/10: (8/10) 23:35 – (9/10) 14:30 (30) 10/10: (9/10) 16:40 – (10/10) 15:05 (45), 18:05 – 23:30 (11)
Turbidity	
Action Level / Limit Level:	6.0 / 7.9 (6 consecutive monitoring data exceedance)
Measured Level:	Twenty seven (27) AL Exceedances: 9/10: 0:30 – 0:55 (1), 1:20 – 1:45 (1), 2:20 – 2:45 (1), 5:55 – 7:50 (4), 8:35 – 11:00 (5), 11:35 – 12:00 (1), 19:30 – 19:55 (1), 20:40 – 22:35 (4), 23:25 – 23:50 (1) 10/10: 2:30 – 2:55 (1), 6:50 – 7:45 (2), 11:25 – 11:50 (1), 14:00 – 14:25 (1), 20:05 – 20:30 (1), 21:55 – 22:50 (2) Twenty one (21) LL Exceedances: 9/10: 3:05 – 5:50 (4), 5:25 – 5:50 (1), 8:05 – 8:30 (1), 20:10 – 20:35 (1) 10/10: 3:20 – 6:45 (7), 8:25 – 8:50 (1), 9:05 – 10:00 (2), 10:25 -11:20 (2), 20:55 – 21:50 (2),
Action taken / to be taken:	Silt curtain and dredging rate were inspected and confirmed in a proper condition during the period. Monitoring equipment is checked and confirmed without problem.
Possible reason for Action or Limit Level Non-compliance:	Dissolved Oxygen The first occurrence of exceedance case was found at ebb tide, when SR5 was situated at upstream of the Project, the water quality would not be affected by the construction. Routine impact monitoring was carried out on 9/10. At flood tide of routine impact monitoring on 9/10, DO (S&M) at C2 was 5.40 mg/L while at ebb tide of routine impact monitoring on 9/10, DO (S&M) at C1 was 5.04 mg/L. The reading was lower than the Action Level and Limit Level of SR5 respectively, indicating the background DO was low during monitoring period. The exceedance was not considered due to the project. The exceedance may be caused by influences in the vicinity of the station or changes in ambient conditions. Turbidity At ebb tide, SR5 was situated at upstream of the Project, the water quality would not be affected by the construction. Routine impact monitoring was carried out on 9/10. At flood tide of routine impact monitoring on 9/10, Turbidity at G2 (at downstream of the Project, located between SR5 and the Project) was 10.6 NTU while at G1 (located at the downstream of SR5 and the Project), Turbidity was 14.0, no increasing trend was shown towards the Project. At ebb

The copyright of this document is owned by MaterialLab Consultants Ltd. It may not be reproduced except with prior written approval from the Company.

MATERIALAB CONSULTANTS LIMITED
Fugro Development Centre,
5 Lok Yi Street,
17 M.S. Castle Peak Road,
Tai Lam, Tuen Mun, N.T., Hong Kong.
Tel : (852)-24508238
Fax : (852)-24508032
Email : mcl@fugro.com.hk

	tide of routine impact monitoring on 9/10, Turbidity at C1 was 13.9 NTU. The readings were higher than the Limit Level of SR5, indicating the background Turbidity was high during monitoring period. The exceedance was not considered due to the project. The exceedance may be caused by influences in the vicinity of the station or changes in ambient conditions.
Remarks:	Dredging works conducted at Portion A and Portion B of the Project. According to Contractor, dredged rate (in-situ) at Portion A on 9/10 and 10/10 were both 2154 m^3/day while dredged rate (in-situ) at Portion B on 9/10 and 10/10 were 1077 m^3/day and 538 m^3/day respectively. Ebb tide: 8/10 21:22 – 9/10 03:20, 9/10 09:51 – 9/10 15:32, 9/10 21:54 – 10/10 04:07, 10/10 10:42 – 10/10 16:08 Flood tide: 9/10 03:20 – 9/10 09:51, 9/10 15:32 – 9/10 21:54,10/10 04:07 – 10/10 10:42, 10/10 16:08 – 10/10 22:28

Certified by: Colin Yung
Designation: Environmental Team Leader

Signature:

Date: 30/10/2014

The copyright of this document is owned by MaterialLab Consultants Ltd. It may not be reproduced except with prior written approval from the Company.

MATERIALAB CONSULTANTS LIMITED
Fugro Development Centre,
5 Lok Yi Street,
17 M.S. Castle Peak Road,
Tai Lam, Tuen Mun, N.T., Hong Kong.
Tel : (852)-24508238
Fax : (852)-24508032
Email : mcl@fugro.com.hk

Interim Notification of Environmental Quality Limits Exceedances
24hr Water Quality Monitoring

Incident Report on Action Level or Limit Level Non-compliance

Reference No.:	20141009/24/SR9
Project:	CV/2013/04 - Providing Sufficient Water Depth for Kwai Tsing Container Basin and its Approach Channel
Date:	09/10/2014 – 10/10/2014
Time:	09/10/2014 00:00 – 10/10/2014 23:55
Monitoring Location:	SR9 – Cheung Sha Wan FCZ
Dissolved Oxygen	
Action Level / Limit Level:	6.12 / 5.97 (6 consecutive monitoring data exceedance)
Measured Level:	Three (3) AL Exceedances: 9/10: 3:10 – 3:35 (1), 11:00 – 11:35 (2) Thirteen (13) LL Exceedances: 9/10: 4:30 – 10:55 (13)
Turbidity	
Action Level / Limit Level:	2.8 / 4.7 (6 consecutive monitoring data exceedance)
Measured Level:	Twenty (20) AL Exceedances: 9/10: 0:00 – 6:55 (14), 8:30 – 9:25 (2), 10:15 – 12:10 (4) Four (4) LL Exceedances: 9/10: 7:00 – 8:25 (3), 9:45 – 10:10 (1)
Action taken / to be taken:	Silt curtain and dredging rate were inspected and confirmed in a proper condition during the period. Monitoring equipment is checked and confirmed without problem.
Possible reason for Action or Limit Level Non-compliance:	Dissolved Oxygen At flood tide, SR9 was situated at upstream of the Project, the water quality would not be affected by the construction. Routine impact monitoring was carried out on 9/10. At flood tide of routine impact monitoring on 9/10, DO (S&M) at C2 was 5.40 mg/L while at ebb tide of routine impact monitoring on 9/10, DO (S&M) at C1 was 5.04 mg/L. The readings were lower than the Limit Level of SR9, indicating the background DO was low during monitoring period. The exceedance was not considered due to the project. The exceedance may be caused by influences in the vicinity of the station or changes in ambient conditions. Turbidity At flood tide, SR9 was situated at upstream of the Project, the water quality would not be affected by the construction. Routine impact monitoring was carried out on 9/10. At flood tide of routine impact monitoring on 9/10, Turbidity at C2 was 3.3 NTU while at ebb tide of routine impact monitoring on 9/10, Turbidity at C1 was 13.9 NTU. The readings were higher than the Action Level and Limit Level of SR9 respectively, indicating the background Turbidity was high during monitoring period. The exceedance was not considered due to the project. The exceedance may be caused by influences in the vicinity of the station or changes in ambient conditions.

The copyright of this document is owned by MateriaLab Consultants Ltd. It may not be reproduced except with prior written approval from the Company.

MATERIALAB CONSULTANTS LIMITED
Fugro Development Centre,
5 Lok Yi Street,
17 M.S. Castle Peak Road,
Tai Lam, Tuen Mun, N.T., Hong Kong.
Tel : (852)-24508238
Fax : (852)-24508032
Email : mcl@fugro.com.hk

Remarks:	Dredging works conducted at Portion A and Portion B of the Project. According to Contractor, dredged rate (in-situ) at Portion A on 9/10 and 10/10 were both 2154 m^3/day while dredged rate (in-situ) at Portion B on 9/10 and 10/10 were 1077 m^3/day and 538 m^3/day respectively. Ebb tide: 8/10 21:22 – 9/10 03:20, 9/10 09:51 – 9/10 15:32, 9/10 21:54 – 10/10 04:07, 10/10 10:42 – 10/10 16:08 Flood tide: 9/10 03:20 – 9/10 09:51, 9/10 15:32 – 9/10 21:54,10/10 04:07 – 10/10 10:42, 10/10 16:08 – 10/10 22:28

Certified by: Colin Yung
Designation: Environmental Team Leader
Signature:

Date: 30/10/2014

The copyright of this document is owned by MaterialLab Consultants Ltd. It may not be reproduced except with prior written approval from the Company.

MATERIALAB CONSULTANTS LIMITED
Fugro Development Centre,
5 Lok Yi Street,
17 M.S. Castle Peak Road,
Tai Lam, Tuen Mun, N.T., Hong Kong.
Tel : (852)-24508238
Fax : (852)-24508032
Email : mcl@fugro.com.hk

MaterialLab

Interim Notification of Environmental Quality Limits Exceedances
24hr Water Quality Monitoring

Incident Report on Action Level or Limit Level Non-compliance

Reference No.:	20141009/24/SR10
Project:	CV/2013/04 - Providing Sufficient Water Depth for Kwai Tsing Container Basin and its Approach Channel
Date:	09/10/2014 – 10/10/2014
Time:	09/10/2014 00:00 – 10/10/2014 23:55
Monitoring Location:	SR10 – Lo Tik Wan FCZ
Dissolved Oxygen	
Action Level / Limit Level:	6.12 / 5.97 (6 consecutive monitoring data exceedance)
Measured Level:	Ninety six (96) LL Exceedances: (8/10) 23:50 – (10/10) 23:45 (96)
Turbidity	
Action Level / Limit Level:	2.8 / 4.7 (6 consecutive monitoring data exceedance)
Measured Level:	Thirteen five (35) AL Exceedances: 9/10: 1:50 – 2:15 (1), 4:40 – 5:05 (1), 5:45 – 7:10 (3), 7:40 – 8:05 (1), 21:40 – 22:05 (1), 22:20 – 23:45 (3) 10/10: 0:25 – 0:50 (1), 1:30 – 3:25 (4), 4:15 – 8:10 (8), 13:10 – 13:35 (1), 16:30 – 16:55 (1), 17:25 – 18:50 (3), 20:15 – 23:40 (7) Six (6) LL Exceedances: 9/10: 2:40 – 4:35 (4), 5:15 – 5:40 (1) 10/10: 3:45 – 4:10 (1)
Action taken / to be taken:	Silt curtain and dredging rate were inspected and confirmed in a proper condition during the period. Monitoring equipment is checked and confirmed without problem.
Possible reason for Action or Limit Level Non-compliance:	Dissolved Oxygen At flood tide, SR10 was situated at upstream of the Project, the water quality would not be affected by the construction. Routine impact monitoring was carried out on 9/10. At flood tide of routine impact monitoring on 9/10, DO (S&M) at C2 was 5.40 mg/L while at ebb tide of routine impact monitoring on 9/10, DO (S&M) at C1 was 5.04 mg/L. The readings were lower than the Limit Level of SR10, indicating the background DO was low during monitoring period. The exceedance was not considered due to the project. The exceedance may be caused by influences in the vicinity of the station or changes in ambient conditions. Turbidity At flood tide, SR10 was situated at upstream of the Project, the water quality would not be affected by the construction. Routine impact monitoring was carried out on 9/10. At flood tide of routine impact monitoring on 9/10, Turbidity at C2 was 3.3 NTU while at ebb tide of routine impact monitoring on 9/10, Turbidity at C1 was 13.9 NTU. The readings were higher than the Action Level and Limit Level of SR10 respectively, indicating the background Turbidity was high during monitoring period. The exceedance was not considered due to the project. The exceedance may be caused by influences in the vicinity of the station or

The copyright of this document is owned by MaterialLab Consultants Ltd. It may not be reproduced except with prior written approval from the Company.

MATERIALAB CONSULTANTS LIMITED
Fugro Development Centre,
5 Lok Yi Street,
17 M.S. Castle Peak Road,
Tai Lam, Tuen Mun, N.T., Hong Kong.
Tel : (852)-24508238
Fax : (852)-24508032
Email : mcl@fugro.com.hk

	changes in ambient conditions.
Remarks:	Dredging works conducted at Portion A and Portion B of the Project. According to Contractor, dredged rate (in-situ) at Portion A on 9/10 and 10/10 were both 2154 m^3/day while dredged rate (in-situ) at Portion B on 9/10 and 10/10 were 1077 m^3/day and 538 m^3/day respectively. Ebb tide: 8/10 21:22 – 9/10 03:20, 9/10 09:51 – 9/10 15:32, 9/10 21:54 – 10/10 04:07, 10/10 10:42 – 10/10 16:08 Flood tide: 9/10 03:20 – 9/10 09:51, 9/10 15:32 – 9/10 21:54,10/10 04:07 – 10/10 10:42, 10/10 16:08 – 10/10 22:28

Certified by: Colin Yung
Designation: Environmental Team Leader

Signature:

Date: 30/10/2014

The copyright of this document is owned by MateriaLab Consultants Ltd. It may not be reproduced except with prior written approval from the Company.

MATERIALAB CONSULTANTS LIMITED
Fugro Development Centre,
5 Lok Yi Street,
17 M.S. Castle Peak Road,
Tai Lam, Tuen Mun, N.T., Hong Kong.
Tel : (852)-24508238
Fax : (852)-24508032
Email : mcl@fugro.com.hk

MaterialLab

Interim Notification of Environmental Quality Limits Exceedances
24hr Water Quality Monitoring

Incident Report on Action Level or Limit Level Non-compliance

Reference No.:	20141009/24/SR11
Project:	CV/2013/04 - Providing Sufficient Water Depth for Kwai Tsing Container Basin and its Approach Channel
Date:	09/10/2014 – 10/10/2014
Time:	09/10/2014 00:00 – 10/10/2014 23:55
Monitoring Location:	SR11 – Sok Kwu Wan FCZ
Dissolved Oxygen	
Action Level / Limit Level:	6.12 / 5.97 (6 consecutive monitoring data exceedance)
Measured Level:	Ninety five (95) LL Exceedances: (8/10) 23:40 – (9/10) 14:35 (30), (9/10) 15:05 – (10/10) 23:30 (65)
Turbidity	
Action Level / Limit Level:	2.8 / 4.7 (6 consecutive monitoring data exceedance)
Measured Level:	Four (4) AL Exceedances: 9/10: 4:05 – 5:00 (2), 5:15 – 5:40 (1), 6:25 – 6:50 (1)
Action taken / to be taken:	Silt curtain and dredging rate were inspected and confirmed in a proper condition during the period. Monitoring equipment is checked and confirmed without problem.
Possible reason for Action or Limit Level Non-compliance:	Dissolved Oxygen At flood tide, SR11 was situated at upstream of the Project, the water quality would not be affected by the construction. Routine impact monitoring was carried out on 9/10. At flood tide of routine impact monitoring on 9/10, DO (S&M) at C2 was 5.40 mg/L while at ebb tide of routine impact monitoring on 9/10, DO (S&M) at C1 was 5.04 mg/L. The readings were lower than the Limit Level of SR11, indicating the background DO was low during monitoring period. The exceedance was not considered due to the project. The exceedance may be caused by influences in the vicinity of the station or changes in ambient conditions. Turbidity The first occurrence of exceedance case was found at flood tide, when SR11 was situated at upstream of the Project, the water quality would not be affected by the construction. Routine impact monitoring was carried out on 9/10. At flood tide of routine impact monitoring on 9/10, Turbidity at C2 was 3.3 NTU while at ebb tide of routine impact monitoring on 9/10, Turbidity at C1 was 13.9 NTU. The readings were higher than the Action Level and Limit Level of SR11 respectively, indicating the background Turbidity was high during monitoring period. The exceedance was not considered due to the project. The exceedance may be caused by influences in the vicinity of the station or changes in ambient conditions.

The copyright of this document is owned by MaterialLab Consultants Ltd. It may not be reproduced except with prior written approval from the Company.

MATERIALAB CONSULTANTS LIMITED
Fugro Development Centre,
5 Lok Yi Street,
17 M.S. Castle Peak Road,
Tai Lam, Tuen Mun, N.T., Hong Kong.
Tel : (852)-24508238
Fax : (852)-24508032
Email : mcl@fugro.com.hk

Remarks:	Dredging works conducted at Portion A and Portion B of the Project. According to Contractor, dredged rate (in-situ) at Portion A on 9/10 and 10/10 were both 2154 m^3/day while dredged rate (in-situ) at Portion B on 9/10 and 10/10 were 1077 m^3/day and 538 m^3/day respectively. Ebb tide: 8/10 21:22 – 9/10 03:20, 9/10 09:51 – 9/10 15:32, 9/10 21:54 – 10/10 04:07, 10/10 10:42 – 10/10 16:08 Flood tide: 9/10 03:20 – 9/10 09:51, 9/10 15:32 – 9/10 21:54,10/10 04:07 – 10/10 10:42, 10/10 16:08 – 10/10 22:28

Certified by: Colin Yung
Designation: Environmental Team Leader

Signature:

Date: 30/10/2014

The copyright of this document is owned by MateriaLab Consultants Ltd. It may not be reproduced except with prior written approval from the Company.

MATERIALAB CONSULTANTS LIMITED
Fugro Development Centre,
5 Lok Yi Street,
17 M.S. Castle Peak Road,
Tai Lam, Tuen Mun, N.T., Hong Kong.
Tel : (852)-24508238
Fax : (852)-24508032
Email : mcl@fugro.com.hk

MaterialLab

Interim Notification of Environmental Quality Limits Exceedances
24hr Water Quality Monitoring

Incident Report on Action Level or Limit Level Non-compliance

Reference No.:	20141009/24/SR12
Project:	CV/2013/04 - Providing Sufficient Water Depth for Kwai Tsing Container Basin and its Approach Channel
Date:	09/10/2014 – 10/10/2014
Time:	09/10/2014 00:00 – 10/10/2014 23:55
Monitoring Location:	SR12 – Tsing Yi, WSD Flushing Water Intake
	Turbidity
Action Level / Limit Level:	10 / 10 (6 consecutive monitoring data exceedance)
Measured Level:	Seventeen (17) LL Exceedances: 9/10: 2:16 – 4:11 (4), 5:21 – 5:46 (1), 6:56 – 7:21 (1), 7:31 – 7:56 (1), 14:01 – 14:56 (2), 15:11 – 15:36 (1), 15:46 – 16:11 (1) 10/10: 2:41 – 3:06 (1), 3:16 – 3:41 (1), 3:51 – 4:46 (2), 5:56 – 6:21 (1), 6:31 – 6:56 (1)
Action taken / to be taken:	Silt curtain and dredging rate were inspected and confirmed in a proper condition during the period. Monitoring equipment is checked and confirmed without problem.
Possible reason for Action or Limit Level Non-compliance:	Turbidity The first occurrence of exceedance case was found at ebb tide, when SR12 was situated at upstream of the Project, the water quality would not be affected by the construction. Routine impact monitoring was carried out on 9/10. At flood tide of routine impact monitoring on 9/10, Turbidity at G2 (at downstream of the Project, located between SR12 and the Project) was 10.6 NTU while at G1 (located at the downstream of SR12 and the Project), Turbidity was 14.0 NTU, no increasing trend was shown towards the Project. At ebb tide of routine impact monitoring on 9/10, Turbidity at C1 was 13.9 NTU. The reading was higher than the Limit Level of SR12, indicating the background Turbidity was high during monitoring period. The exceedance was not considered due to the project. The exceedance may be caused by influences in the vicinity of the station or changes in ambient conditions.
Remarks:	Dredging works conducted at Portion A and Portion B of the Project. According to Contractor, dredged rate (in-situ) at Portion A on 9/10 and 10/10 were both 2154 m^3/day while dredged rate (in-situ) at Portion B on 9/10 and 10/10 were 1077 m^3/day and 538 m^3/day respectively. Ebb tide: 8/10 21:22 – 9/10 03:20, 9/10 09:51 – 9/10 15:32, 9/10 21:54 – 10/10 04:07, 10/10 10:42 – 10/10 16:08 Flood tide: 9/10 03:20 – 9/10 09:51, 9/10 15:32 – 9/10 21:54,10/10 04:07 – 10/10 10:42, 10/10 16:08 – 10/10 22:28

Certified by: Colin Yung
Designation: Environmental Team Leader
Signature:
Date: 30/10/2014

The copyright of this document is owned by MaterialLab Consultants Ltd. It may not be reproduced except with prior written approval from the Company.

MATERIALAB CONSULTANTS LIMITED
Fugro Development Centre,
5 Lok Yi Street,
17 M.S. Castle Peak Road,
Tai Lam, Tuen Mun, N.T., Hong Kong.
Tel : (852)-24508238
Fax : (852)-24508032
Email : mcl@fugro.com.hk

MaterialLab

Interim Notification of Environmental Quality Limits Exceedances
24hr Water Quality Monitoring

Incident Report on Action Level or Limit Level Non-compliance

Reference No.:	20141009/24/SR13
Project:	CV/2013/04 - Providing Sufficient Water Depth for Kwai Tsing Container Basin and its Approach Channel
Date:	09/10/2014 – 10/10/2014
Time:	09/10/2014 00:00 – 10/10/2014 23:55
Monitoring Location:	SR13 – EMSD Cooling Water Intake for Kwai Chung Hospital
Dissolved Oxygen	
Action Level / Limit Level:	5.28 / 5.22 (6 consecutive monitoring data exceedance)
Measured Level:	Ninety five (95) LL Exceedances: 10/10: (8/10) 23:45 – (10/10) 15:10 (79), 15:45 – 23:40 (16)
Action taken / to be taken:	Silt curtain and dredging rate were inspected and confirmed in a proper condition during the period. Monitoring equipment is checked and confirmed without problem.
Turbidity	
Action Level / Limit Level:	11.9 / 13.3 (6 consecutive monitoring data exceedance)
Measured Level:	One (1) LL Exceedance: 9/10: 2:55 – 3:20 (1)
Possible reason for Action or Limit Level Non-compliance:	Dissolved Oxygen The first occurrence of exceedance case was found at ebb tide, when SR13 was situated at upstream of the Project, the water quality would not be affected by the construction. Routine impact monitoring was carried out on 9/10. At flood tide of routine impact monitoringon 9/10, DO (S&M) at C2 was 5.40 mg/L while at ebb tide of routine impact monitoring on 9/10, DO (S&M) at C1 was 5.04 mg/L. The readings were lower than the Action Level and Limit Level of SR13 respectively, indicating the background DO was low during monitoring period. The exceedance was not considered due to the project. The exceedance may be caused by influences in the vicinity of the station or changes in ambient conditions. Turbidity One exceedance case was found at ebb tide, when SR13 was situated at upstream of the Project, the water quality would not be affected by the construction. Routine impact monitoring was carried out on 9/10. At ebb tide of routine impact monitoring on 9/10, Turbidity at C1 was 13.9 NTU. The reading was higher than the Limit Level of SR13, indicating the background Turbidity was high during monitoring period. The exceedance was not considered due to the project. The exceedance may be caused by influences in the vicinity of the station or changes in ambient conditions.
Remarks:	Dredging works conducted at Portion A and Portion B of the Project. According to Contractor, dredged rate (in-situ) at Portion A on 9/10 and 10/10 were both 2154 m^3/day while dredged rate (in-situ) at Portion B on 9/10 and 10/10 were 1077 m^3/day and 538 m^3/day respectively. Ebb tide: 8/10 21:22 – 9/10 03:20, 9/10 09:51 – 9/10 15:32, 9/10 21:54 – 10/10 04:07, 10/10

The copyright of this document is owned by MateriaLab Consultants Ltd. It may not be reproduced except with prior written approval from the Company.

MATERIALAB CONSULTANTS LIMITED
Fugro Development Centre,
5 Lok Yi Street,
17 M.S. Castle Peak Road,
Tai Lam, Tuen Mun, N.T., Hong Kong.
Tel : (852)-24508238
Fax : (852)-24508032
Email : mcl@fugro.com.hk

	10:42 – 10/10 16:08 Flood tide: 9/10 03:20 – 9/10 09:51, 9/10 15:32 – 9/10 21:54,10/10 04:07 – 10/10 10:42, 10/10 16:08 – 10/10 22:28

Certified by: Colin Yung
Designation: Environmental Team Leader

Signature:

Date: 30/10/2014

The copyright of this document is owned by MaterialLab Consultants Ltd. It may not be reproduced except with prior written approval from the Company.

Station	Timestamp	Temp (° C)	DO (%)	DO (mg/L)	Tur (NTU)	Station	Timestamp	Temp (° C)	DO (%)	DO (mg/L)	Tur (NTU)	Station	Timestamp	Temp (° C)	DO (%)	DO (mg/L)	Tur (NTU)	Station	Timestamp	Temp (°C)	DO (%)	DO (mg/L)	Tur (NTU)
SR4	9/10/2014 0:01	28.73	86.9	5.67	4.0	SR4	9/10/2014 6:01	28.62	88.4	5.78	5.5	SR4	9/10/2014 12:01	28.80	88.5	5.76	4.8	SR4	9/10/2014 18:01	28.74	89.4	5.83	5.6
SR4	9/10/2014 0:06	28.73	86.6	5.65	4.8	SR4	9/10/2014 6:06	28.64	88.4	5.78	8.0	SR4	9/10/2014 12:06	28.81	88.5	5.76	4.7	SR4	9/10/2014 18:06	28.75	89.1	5.81	9.2
SR4	9/10/2014 0:11	28.72	86.2	5.62	4.0	SR4	9/10/2014 6:11	28.65	87.8	5.74	7.4	SR4	9/10/2014 12:11	28.80	88.4	5.76	4.7	SR4	9/10/2014 18:11	28.75	89.1	5.81	8.2
SR4	9/10/2014 0:16	28.71	84.9	5.54	3.1	SR4	9/10/2014 6:16	28.65	87.9	5.74	7.7	SR4	9/10/2014 12:16	28.82	88.7	5.78	5.1	SR4	9/10/2014 18:16	28.75	88.4	5.76	6.5
SR4	9/10/2014 0:21	28.67	87.0	5.68	4.3	SR4	9/10/2014 6:21	28.63	87.7	5.73	7.6	SR4	9/10/2014 12:21	28.85	88.4	5.76	4.3	SR4	9/10/2014 18:21	28.75	88.6	5.78	7.7
SR4	9/10/2014 0:26	28.67	82.3	5.38	3.4	SR4	9/10/2014 6:26	28.63	87.6	5.72	7.3	SR4	9/10/2014 12:26	28.83	88.4	5.75	5.1	SR4	9/10/2014 18:26	28.74	88.0	5.74	6.7
SR4	9/10/2014 0:31	28.66	85.2	5.57	3.3	SR4	9/10/2014 6:31	28.63	87.3	5.71	8.6	SR4	9/10/2014 12:31	28.83	88.1	5.74	4.8	SR4	9/10/2014 18:31	28.74	87.7	5.72	8.1
SR4	9/10/2014 0:36	28.65	86.6	5.66	3.5	SR4	9/10/2014 6:36	28.63	87.6	5.73	8.7	SR4	9/10/2014 12:36	28.84	87.8	5.72	5.5	SR4	9/10/2014 18:36	28.73	87.3	5.69	5.8
SR4	9/10/2014 0:41	28.67	86.8	5.67	3.7	SR4	9/10/2014 6:41	28.63	87.4	5.71	7.4	SR4	9/10/2014 12:41	28.87	87.9	5.72	4.9	SR4	9/10/2014 18:41	28.74	88.5	5.78	6.6
SR4	9/10/2014 0:46	28.66	87.1	5.69	3.4	SR4	9/10/2014 6:46	28.62	87.2	5.70	7.2	SR4	9/10/2014 12:46	28.92	87.4	5.68	3.7	SR4	9/10/2014 18:46	28.73	88.7	5.79	6.1
SR4	9/10/2014 0:51	28.66	87.0	5.69	3.5	SR4	9/10/2014 6:51	28.63	87.1	5.69	8.2	SR4	9/10/2014 12:51	28.89	88.7	5.77	3.6	SR4	9/10/2014 18:51	28.72	88.2	5.76	6.0
SR4	9/10/2014 0:56	28.65	86.6	5.66	4.1	SR4	9/10/2014 6:56	28.62	87.1	5.69	6.2	SR4	9/10/2014 12:56	28.89	89.1	5.80	3.2	SR4	9/10/2014 18:56	28.73	88.3	5.77	6.6
SR4	9/10/2014 1:01	28.65	87.2	5.70	3.6	SR4	9/10/2014 7:01	28.63	86.8	5.67	7.2	SR4	9/10/2014 13:01	28.88	89.2	5.80	3.7	SR4	9/10/2014 19:01	28.72	88.1	5.75	6.2
SR4	9/10/2014 1:06	28.64	87.3	5.70	3.6	SR4	9/10/2014 7:06	28.62	86.7	5.67	6.4	SR4	9/10/2014 13:06	28.88	89.0	5.80	3.7	SR4	9/10/2014 19:06	28.72	88.2	5.76	6.1
SR4	9/10/2014 1:11	28.64	85.6	5.59	2.8	SR4	9/10/2014 7:11	28.63	86.5	5.65	8.7	SR4	9/10/2014 13:11	28.89	89.2	5.81	3.6	SR4	9/10/2014 19:11	28.73	87.7	5.72	6.4
SR4	9/10/2014 1:16	28.64	86.4	5.64	3.4	SR4	9/10/2014 7:16	28.63	86.2	5.63	7.9	SR4	9/10/2014 13:16	28.89	88.8	5.78	3.4	SR4	9/10/2014 19:16	28.72	87.3	5.70	5.8
SR4	9/10/2014 1:21	28.63	85.4	5.58	2.9	SR4	9/10/2014 7:21	28.62	86.4	5.64	7.6	SR4	9/10/2014 13:21	28.90	88.7	5.77	3.0	SR4	9/10/2014 19:21	28.73	87.2	5.69	8.4
SR4	9/10/2014 1:26	28.64	85.2	5.57	2.7	SR4	9/10/2014 7:26	28.63	86.4	5.64	8.4	SR4	9/10/2014 13:26	28.91	88.5	5.76	3.8	SR4	9/10/2014 19:26	28.72	87.4	5.70	7.7
SR4	9/10/2014 1:31	28.64	84.5	5.52	2.9	SR4	9/10/2014 7:31	28.63	86.6	5.65	7.7	SR4	9/10/2014 13:31	28.91	88.8	5.78	6.6	SR4	9/10/2014 19:31	28.72	87.2	5.69	7.6
SR4	9/10/2014 1:36	28.64	84.4	5.52	2.5	SR4	9/10/2014 7:36	28.64	86.3	5.63	8.8	SR4	9/10/2014 13:36	28.93	88.0	5.73	2.8	SR4	9/10/2014 19:36	28.72	87.3	5.69	8.6
SR4	9/10/2014 1:41	28.63	84.6	5.53	2.7	SR4	9/10/2014 7:41	28.64	86.5	5.64	8.7	SR4	9/10/2014 13:41	28.93	88.3	5.75	2.7	SR4	9/10/2014 19:41	28.72	87.5	5.71	8.6
SR4	9/10/2014 1:46	28.63	83.5	5.46	2.8	SR4	9/10/2014 7:46	28.64	86.7	5.65	8.2	SR4	9/10/2014 13:46	28.92	88.9	5.79	3.6	SR4	9/10/2014 19:46	28.72	87.1	5.68	8.2
SR4	9/10/2014 1:51	28.63	82.7	5.41	2.4	SR4	9/10/2014 7:51	28.64	86.4	5.64	9.0	SR4	9/10/2014 13:51	28.92	88.9	5.78	3.1	SR4	9/10/2014 19:51	28.72	87.3	5.70	7.9
SR4	9/10/2014 1:56	28.63	83.2	5.44	2.5	SR4	9/10/2014 7:56	28.64	86.7	5.66	7.5	SR4	9/10/2014 13:56	28.91	88.7	5.77	3.9	SR4	9/10/2014 19:56	28.71	86.6	5.65	8.1
SR4	9/10/2014 2:01	28.64	83.6	5.47	2.4	SR4	9/10/2014 8:01	28.64	86.5	5.64	7.7	SR4	9/10/2014 14:01	28.92	88.6	5.77	3.2	SR4	9/10/2014 20:01	28.72	87.1	5.68	9.0
SR4	9/10/2014 2:06	28.62	83.7	5.47	3.2	SR4	9/10/2014 8:06	28.64	86.2	5.63	7.9	SR4	9/10/2014 14:06	28.93	88.3	5.75	2.9	SR4	9/10/2014 20:06	28.71	87.3	5.70	8.2
SR4	9/10/2014 2:11	28.63	83.0	5.43	2.6	SR4	9/10/2014 8:11	28.64	86.2	5.63	6.6	SR4	9/10/2014 14:11	28.92	88.0	5.73	4.2	SR4	9/10/2014 20:11	28.71	87.0	5.68	8.2
SR4	9/10/2014 2:16	28.64	83.3	5.45	3.1	SR4	9/10/2014 8:16	28.64	86.5	5.65	6.4	SR4	9/10/2014 14:16	28.91	87.8	5.71	2.6	SR4	9/10/2014 20:16	28.71	86.3	5.63	7.5
SR4	9/10/2014 2:21	28.65	82.7	5.41	2.3	SR4	9/10/2014 8:21	28.64	86.2	5.63	5.8	SR4	9/10/2014 14:21	28.92	87.4	5.69	2.6	SR4	9/10/2014 20:21	28.71	86.2	5.62	6.6
SR4	9/10/2014 2:26	28.65	82.9	5.42	2.5	SR4	9/10/2014 8:26	28.65	86.0	5.61	8.2	SR4	9/10/2014 14:26	28.92	86.1	5.60	2.1	SR4	9/10/2014 20:26	28.70	86.4	5.64	8.0
SR4	9/10/2014 2:31	28.64	82.9	5.42	3.2	SR4	9/10/2014 8:31	28.65	85.7	5.60	6.6	SR4	9/10/2014 14:31	28.92	85.4	5.56	3.0	SR4	9/10/2014 20:31	28.71	86.3	5.63	7.2
SR4	9/10/2014 2:36	28.67	83.8	5.47	5.0	SR4	9/10/2014 8:36	28.64	85.8	5.60	6.8	SR4	9/10/2014 14:36	28.92	85.7	5.58	2.7	SR4	9/10/2014 20:36	28.72	86.6	5.65	7.9
SR4	9/10/2014 2:41	28.68	83.6	5.46	4.7	SR4	9/10/2014 8:41	28.65	85.5	5.58	7.1	SR4	9/10/2014 14:41	28.91	87.5	5.70	3.0	SR4	9/10/2014 20:41	28.72	86.2	5.62	8.2
SR4	9/10/2014 2:46	28.69	84.2	5.50	6.2	SR4	9/10/2014 8:46	28.65	85.1	5.56	7.3	SR4	9/10/2014 14:46	28.92	87.0	5.66	4.0	SR4	9/10/2014 20:46	28.72	86.5	5.64	7.3
SR4	9/10/2014 2:51	28.69	85.0	5.55	4.2	SR4	9/10/2014 8:51	28.65	85.0	5.55	7.4	SR4	9/10/2014 14:51	28.92	87.1	5.67	3.0	SR4	9/10/2014 20:51	28.72	86.6	5.65	6.8
SR4	9/10/2014 2:56	28.70	84.7	5.53	3.8	SR4	9/10/2014 8:56	28.66	84.9	5.54	7.6	SR4	9/10/2014 14:56	28.90	86.6	5.64	4.6	SR4	9/10/2014 20:56	28.72	86.3	5.63	5.9
SR4	9/10/2014 3:01	28.70	84.5	5.52	4.0	SR4	9/10/2014 9:01	28.66	84.8	5.53	8.4	SR4	9/10/2014 15:01	28.87	86.3	5.62	5.0	SR4	9/10/2014 21:01	28.71	85.9	5.60	5.7
SR4	9/10/2014 3:06	28.70	84.4	5.51	4.5	SR4	9/10/2014 9:06	28.66	84.9	5.54	9.1	SR4	9/10/2014 15:06	28.87	85.6	5.58	5.6	SR4	9/10/2014 21:06	28.72	85.3	5.56	5.9
SR4	9/10/2014 3:11	28.70	84.0	5.48	4.7	SR4	9/10/2014 9:11	28.66	86.1	5.62	7.6	SR4	9/10/2014 15:11	28.84	86.3	5.62	5.8	SR4	9/10/2014 21:11	28.71	86.0	5.61	4.8
SR4	9/10/2014 3:16	28.70	84.6	5.52	3.9	SR4	9/10/2014 9:16	28.67	86.5	5.64	8.0	SR4	9/10/2014 15:16	28.84	87.2	5.68	7.7	SR4	9/10/2014 21:16	28.71	86.0	5.61	5.5
SR4	9/10/2014 3:21	28.70	84.9	5.54	5.8	SR4	9/10/2014 9:21	28.67	86.5	5.64	8.1	SR4	9/10/2014 15:21	28.83	87.7	5.72	5.5	SR4	9/10/2014 21:21	28.70	86.1	5.62	5.1
SR4	9/10/2014 3:26	28.70	85.0	5.55	3.6	SR4	9/10/2014 9:26	28.67	86.6	5.64	9.9	SR4	9/10/2014 15:26	28.84	87.3	5.69	5.1	SR4	9/10/2014 21:26	28.70	86.5	5.64	8.3
SR4	9/10/2014 3:31	28.70	84.6	5.52	3.2	SR4	9/10/2014 9:31	28.67	86.7	5.65	7.8	SR4	9/10/2014 15:31	28.84	87.6	5.71	6.3	SR4	9/10/2014 21:31	28.69	86.9	5.67	5.3
SR4	9/10/2014 3:36	28.70	85.7	5.59	3.3	SR4	9/10/2014 9:36	28.68	86.9	5.67	6.3	SR4	9/10/2014 15:36	28.83	87.9	5.73	8.3	SR4	9/10/2014 21:36	28.69	86.7	5.66	4.5
SR4	9/10/2014 3:41	28.70	84.5	5.51	3.8	SR4	9/10/2014 9:41	28.71	86.8	5.66	5.3	SR4	9/10/2014 15:41	28.84	87.7	5.71	5.3	SR4	9/10/2014 21:41	28.69	86.8	5.66	4.7
SR4	9/10/2014 3:46	28.70	86.2	5.62	5.8	SR4	9/10/2014 9:46	28.67	86.2	5.62	7.5	SR4	9/10/2014 15:46	28.84	87.4	5.69	7.1	SR4	9/10/2014 21:46	28.69	86.6	5.65	4.0
SR4	9/10/2014 3:51	28.70	86.1	5.62	4.5	SR4	9/10/2014 9:51	28.68	86.8	5.66	7.2	SR4	9/10/2014 15:51	28.83	87.1	5.68	8.4	SR4	9/10/2014 21:51	28.69	86.7	5.66	4.5
SR4	9/10/2014 3:56	28.70	85.9	5.60	4.1	SR4	9/10/2014 9:56	28.68	86.5	5.64	6.7	SR4	9/10/2014 15:56	28.83	87.8	5.72	8.3	SR4	9/10/2014 21:56	28.67	87.3	5.70	4.5
SR4	9/10/2014 4:01	28.68	85.7	5.59	3.9	SR4	9/10/2014 10:01	28.68	86.4	5.63	6.4	SR4	9/10/2014 16:01	28.82	87.8	5.72	**10.1**	SR4	9/10/2014 22:01	28.66	87.4	5.71	4.0
SR4	9/10/2014 4:06	28.69	85.3	5.57	4.2	SR4	9/10/2014 10:06	28.69	86.4	5.64	6.0	SR4	9/10/2014 16:06	28.82	87.8	5.72	6.4	SR4	9/10/2014 22:06	28.66	87.1	5.69	3.8
SR4	9/10/2014 4:11	28.68	86.2	5.63	4.7	SR4	9/10/2014 10:11	28.76	87.6	5.71	4.3	SR4	9/10/2014 16:11	28.82	87.6	5.71	7.2	SR4	9/10/2014 22:11	28.68	86.5	5.65	3.8
SR4	9/10/2014 4:16	28.69	86.2	5.63	4.6	SR4	9/10/2014 10:16	28.72	87.6	5.71	4.5	SR4	9/10/2014 16:16	28.81	87.4	5.69	5.3	SR4	9/10/2014 22:16	28.65	87.6	5.72	4.3
SR4	9/10/2014 4:21	28.68	86.2	5.63	3.9	SR4	9/10/2014 10:21	28.71	87.1	5.68	4.7	SR4	9/10/2014 16:21	28.83	87.5	5.70	5.1	SR4	9/10/2014 22:21	28.66	87.5	5.71	4.6
SR4	9/10/2014 4:26	28.68	85.5	5.58	4.9	SR4	9/10/2014 10:26	28.72	87.2	5.68	4.7	SR4	9/10/2014 16:26	28.83	86.9	5.66	4.7	SR4	9/10/2014 22:26	28.64	87.7	5.73	4.8
SR4	9/10/2014 4:31	28.64	85.8	5.60	4.9	SR4	9/10/2014 10:31	28.75	87.9	5.73	3.8	SR4	9/10/2014 16:31	28.82	87.5	5.71	6.1	SR4	9/10/2014 22:31	28.65	87.9	5.74	4.9
SR4	9/10/2014 4:36	28.62	85.9	5.61	3.8	SR4	9/10/2014 10:36	28.76	88.1	5.74	4.9	SR4	9/10/2014 16:36	28.83	87.9	5.73	5.8	SR4	9/10/2014 22:36	28.65	88.0	5.75	4.5
SR4	9/10/2014 4:41	28.62	87.0	5.68	4.1	SR4	9/10/2014 10:41	28.77	88.2	5.75	4.2	SR4	9/10/2014 16:41	28.83	88.2	5.75	6.0	SR4	9/10/2014 22:41	28.65	87.9	5.75	4.4
SR4	9/10/2014 4:46	28.63	86.3	5.64	4.0	SR4	9/10/2014 10:46	28.77	87.9	5.73	3.7	SR4	9/10/2014 16:46	28.86	86.7	5.65	3.8	SR4	9/10/2014 22:46	28.63	87.5	5.72	3.8
SR4	9/10/2014 4:51	28.61	86.1	5.63	3.8	SR4	9/10/2014 10:51	28.81	89.0	5.79	3.4	SR4	9/10/2014 16:51	28.80	86.3	5.63	3.5	SR4	9/10/2014 22:51	28.62	87.3	5.71	4.0
SR4	9/10/2014 4:56	28.62	86.1	5.63	3.7	SR4	9/10/2014 10:56	28.80	88.5	5.76	3.8	SR4	9/10/2014 16:56	28.84	87.2	5.68	4.8	SR4	9/10/2014 22:56	28.62	87.2	5.70	4.3
SR4	9/10/2014 5:01	28.62	86.2	5.64	3.2	SR4	9/10/2014 11:01	28.79	88.4	5.76	3.3	SR4	9/10/2014 17:01	28.86	87.3	5.69	3.3	SR4	9/10/2014 23:01	28.62	87.6	5.72	3.7
SR4	9/10/2014 5:06	28.62	86.7	5.67	3.2	SR4	9/10/2014 11:06	28.77	88.4	5.76	3.7	SR4	9/10/2014 17:06	28.84	86.7	5.65	4.4	SR4	9/10/2014 23:06	28.63	87.0	5.68	4.2
SR4	9/10/2014 5:11	28.62	87.2	5.71	3.9	SR4	9/10/2014 11:11	28.83	89.2	5.81	3.0	SR4	9/10/2014 17:11	28.83	87.0	5.67	5.3	SR4	9/10/2014 23:11	28.63	87.4	5.70	4.3
SR4	9/10/2014 5:16	28.62	87.6	5.73	5.1	SR4	9/10/2014 11:16	28.83	89.1	5.80	3.5	SR4	9/10/2014 17:16	28.83	88.3	5.75	4.9	SR4	9/10/2014 23:16	28.62	87.0	5.68	4.0
SR4	9/10/2014 5:21	28.62	87.7	5.74	4.6	SR4	9/10/2014 11:21	28.81	89.0	5.79	3.1	SR4	9/10/2014 17:21	28.81	88.6	5.77	4.4	SR4	9/10/2014 23:21	28.61	87.4	5.70	3.5
SR4	9/10/2014 5:26	28.62	88.4	5.78	4.4	SR4	9/10/2014 11:26	28.80	89.1	5.80	7.5	SR4	9/10/2014 17:26	28.82	87.7	5.71	4.6	SR4	9/10/2014 23:26	28.62	87.0	5.68	4.4
SR4	9/10/2014 5:31	28.61	88.9	5.81	4.7	SR4	9/10/2014 11:31	28.84	89.5	5.83	3.5	SR4	9/10/2014 17:31	28.81	87.9	5.73	4.3	SR4	9/10/2014 23:31	28.61	87.4	5.70	3.7
SR4	9/10/2014 5:36	28.62	89.3	5.84	4.6	SR4	9/10/2014 11:36	28.84	89.2	5.81	3.0	SR4	9/10/2014 17:36	28.81	87.8	5.72	5.0	SR4	9/10/2014 23:36	28.62	87.3	5.70	3.7
SR4	9/10/2014 5:41	28.61	89.0	5.82	4.5	SR4	9/10/2014 11:41	28.84	89.3	5.81	2.8	SR4	9/10/2014 17:41	28.80	87.7	5.72	5.3	SR4	9/10/2014 23:41	28.62	87.2	5.69	4.0
SR4	9/10/2014 5:46	28.61	89.3	5.84	4.7	SR4	9/10/2014 11:46	28.83	89.1	5.80	3.7	SR4	9/10/2014 17:46	28.79	88.0	5.74	4.5	SR4	9/10/2014 23:46	28.62	87.5	5.71	4.7
SR4	9/10/2014 5:51	28.60	88.8	5.81	4.5	SR4	9/10/2014 11:51	28.83	88.8	5.78	3.6	SR4	9/10/2014 17:51	28.80	88.8	5.79	4.6	SR4	9/10/2014 23:51	28.62	87.3	5.70	4.3
SR4	9/10/2014 5:56	28.61	88.4	5.79	5.1	SR4	9/10/2014 11:56	28.82	88.7	5.77	3.8	SR4	9/10/2014 17:56	28.77	88.8	5.79	4.6	SR4	9/10/2014 23:56	28.62	87.8	5.74	4.6

Station	Timestamp	Temp (° C)	DO (%)	DO (mg/L)	Tur (NTU)	Station	Timestamp	Temp (° C)	DO (%)	DO (mg/L)	Tur (NTU)	Station	Timestamp	Temp (° C)	DO (%)	DO (mg/L)	Tur (NTU)	Station	Timestamp	Temp (°C)	DO (%)	DO (mg/L)	Tur (NTU)
SR5	9/10/2014 0:00	28.79	77.3	**5.02**	5.2	SR5	9/10/2014 6:00	28.68	77.3	**5.07**	7.7	SR5	9/10/2014 12:00	28.77	76.3	**4.95**	7.0	SR5	9/10/2014 18:00	28.84	80.3	**5.24**	4.5
SR5	9/10/2014 0:05	28.80	77.3	**5.01**	5.1	SR5	9/10/2014 6:05	28.68	78.0	**5.11**	7.2	SR5	9/10/2014 12:05	28.81	77.9	**5.05**	5.7	SR5	9/10/2014 18:05	28.82	80.0	**5.22**	4.2
SR5	9/10/2014 0:10	28.80	77.2	**5.01**	6.2	SR5	9/10/2014 6:10	28.68	77.7	**5.09**	**8.1**	SR5	9/10/2014 12:10	28.80	77.3	**5.01**	7.0	SR5	9/10/2014 18:10	28.82	79.4	**5.19**	4.2
SR5	9/10/2014 0:15	28.80	77.1	**5.00**	5.2	SR5	9/10/2014 6:15	28.65	76.8	**5.03**	**8.5**	SR5	9/10/2014 12:15	28.79	77.1	**5.00**	7.1	SR5	9/10/2014 18:15	28.82	79.3	**5.18**	4.7
SR5	9/10/2014 0:20	28.81	77.1	**5.00**	6.0	SR5	9/10/2014 6:20	28.67	76.4	**5.01**	7.1	SR5	9/10/2014 12:20	28.79	76.9	**4.99**	6.4	SR5	9/10/2014 18:20	28.83	78.2	**5.10**	4.5
SR5	9/10/2014 0:25	28.81	76.7	**4.97**	5.8	SR5	9/10/2014 6:25	28.67	74.9	**4.91**	6.9	SR5	9/10/2014 12:25	28.78	77.1	**5.00**	5.8	SR5	9/10/2014 18:25	28.83	76.9	**5.02**	5.0
SR5	9/10/2014 0:30	28.82	77.0	**4.99**	6.3	SR5	9/10/2014 6:30	28.65	73.5	**4.82**	6.8	SR5	9/10/2014 12:30	28.78	77.5	**5.03**	5.2	SR5	9/10/2014 18:30	28.84	77.0	**5.03**	4.4
SR5	9/10/2014 0:35	28.82	77.1	**5.00**	7.3	SR5	9/10/2014 6:35	28.64	74.3	**4.87**	7.3	SR5	9/10/2014 12:35	28.78	77.9	**5.06**	4.6	SR5	9/10/2014 18:35	28.84	77.7	**5.07**	4.9
SR5	9/10/2014 0:40	28.82	76.8	**4.98**	6.9	SR5	9/10/2014 6:40	28.63	74.4	**4.88**	6.6	SR5	9/10/2014 12:40	28.78	77.3	**5.02**	5.0	SR5	9/10/2014 18:40	28.84	77.5	**5.06**	5.7
SR5	9/10/2014 0:45	28.81	76.9	**4.99**	7.3	SR5	9/10/2014 6:45	28.65	75.1	**4.91**	7.9	SR5	9/10/2014 12:45	28.78	77.2	**5.01**	6.6	SR5	9/10/2014 18:45	28.83	76.8	**5.02**	4.8
SR5	9/10/2014 0:50	28.81	76.8	**4.98**	6.7	SR5	9/10/2014 6:50	28.66	74.8	**4.89**	7.7	SR5	9/10/2014 12:50	28.79	77.0	**5.00**	5.4	SR5	9/10/2014 18:50	28.82	76.7	**5.01**	5.0
SR5	9/10/2014 0:55	28.78	77.0	**5.00**	6.3	SR5	9/10/2014 6:55	28.63	74.5	**4.88**	7.4	SR5	9/10/2014 12:55	28.77	77.2	**5.01**	7.2	SR5	9/10/2014 18:55	28.81	77.4	**5.06**	4.7
SR5	9/10/2014 1:00	28.68	78.7	**5.12**	6.2	SR5	9/10/2014 7:00	28.59	74.3	**4.87**	6.5	SR5	9/10/2014 13:00	28.77	77.0	**5.00**	6.0	SR5	9/10/2014 19:00	28.81	77.0	**5.03**	6.1
SR5	9/10/2014 1:05	28.69	77.8	**5.06**	6.4	SR5	9/10/2014 7:05	28.59	74.2	**4.87**	6.5	SR5	9/10/2014 13:05	28.77	77.2	**5.02**	6.9	SR5	9/10/2014 19:05	28.82	77.0	**5.03**	5.6
SR5	9/10/2014 1:10	28.64	78.4	**5.12**	5.6	SR5	9/10/2014 7:10	28.63	74.1	**4.86**	6.9	SR5	9/10/2014 13:10	28.77	76.9	**5.00**	5.6	SR5	9/10/2014 19:10	28.81	77.2	**5.02**	6.6
SR5	9/10/2014 1:15	28.64	78.7	**5.13**	6.0	SR5	9/10/2014 7:15	28.58	74.0	**4.85**	6.4	SR5	9/10/2014 13:15	28.77	77.0	**5.01**	6.5	SR5	9/10/2014 19:15	28.81	76.8	**4.99**	6.8
SR5	9/10/2014 1:20	28.66	78.3	**5.11**	7.8	SR5	9/10/2014 7:20	28.64	73.8	**4.83**	7.2	SR5	9/10/2014 13:20	28.78	76.9	**5.00**	6.1	SR5	9/10/2014 19:20	28.82	76.3	**4.96**	6.0
SR5	9/10/2014 1:25	28.66	78.2	**5.10**	6.1	SR5	9/10/2014 7:25	28.66	74.7	**4.88**	**8.1**	SR5	9/10/2014 13:25	28.78	77.4	**5.03**	5.1	SR5	9/10/2014 19:25	28.81	75.1	**4.89**	6.0
SR5	9/10/2014 1:30	28.68	78.2	**5.10**	6.5	SR5	9/10/2014 7:30	28.65	74.6	**4.88**	7.3	SR5	9/10/2014 13:30	28.80	77.9	**5.06**	5.7	SR5	9/10/2014 19:30	28.81	76.6	**4.98**	6.6
SR5	9/10/2014 1:35	28.66	78.3	**5.11**	**8.1**	SR5	9/10/2014 7:35	28.65	74.4	**4.86**	6.8	SR5	9/10/2014 13:35	28.81	77.9	**5.06**	4.8	SR5	9/10/2014 19:35	28.80	76.4	**4.97**	6.3
SR5	9/10/2014 1:40	28.72	78.2	**5.10**	6.3	SR5	9/10/2014 7:40	28.67	75.5	**4.93**	**8.1**	SR5	9/10/2014 13:40	28.87	80.0	**5.20**	4.8	SR5	9/10/2014 19:40	28.80	76.4	**4.97**	**8.1**
SR5	9/10/2014 1:45	28.71	77.9	**5.08**	6.3	SR5	9/10/2014 7:45	28.68	74.4	**4.85**	**8.6**	SR5	9/10/2014 13:45	28.85	79.1	**5.14**	4.8	SR5	9/10/2014 19:45	28.80	76.1	**4.95**	**8.4**
SR5	9/10/2014 1:50	28.71	77.9	**5.08**	6.4	SR5	9/10/2014 7:50	28.68	74.4	**4.85**	**8.1**	SR5	9/10/2014 13:50	28.85	79.4	**5.16**	5.5	SR5	9/10/2014 19:50	28.80	75.9	**4.93**	7.9
SR5	9/10/2014 1:55	28.66	78.4	**5.12**	6.2	SR5	9/10/2014 7:55	28.70	75.1	**4.90**	**8.9**	SR5	9/10/2014 13:55	28.84	79.7	**5.19**	3.7	SR5	9/10/2014 19:55	28.80	75.9	**4.93**	7.3
SR5	9/10/2014 2:00	28.61	78.8	**5.16**	6.2	SR5	9/10/2014 8:00	28.67	75.5	**4.93**	7.3	SR5	9/10/2014 14:00	28.84	80.1	**5.21**	4.8	SR5	9/10/2014 20:00	28.80	75.3	**4.89**	6.8
SR5	9/10/2014 2:05	28.64	78.6	**5.14**	7.7	SR5	9/10/2014 8:05	28.70	75.5	**4.92**	**9.4**	SR5	9/10/2014 14:05	28.89	81.4	**5.30**	3.8	SR5	9/10/2014 20:05	28.80	75.0	**4.87**	7.3
SR5	9/10/2014 2:10	28.64	78.8	**5.16**	6.2	SR5	9/10/2014 8:10	28.70	74.9	**4.88**	**11.2**	SR5	9/10/2014 14:10	28.91	82.2	**5.35**	4.3	SR5	9/10/2014 20:10	28.80	74.9	**4.87**	**8.1**
SR5	9/10/2014 2:15	28.63	78.6	**5.15**	6.0	SR5	9/10/2014 8:15	28.70	74.7	**4.86**	**11.0**	SR5	9/10/2014 14:15	28.89	81.4	**5.30**	4.1	SR5	9/10/2014 20:15	28.79	75.3	**4.89**	**8.3**
SR5	9/10/2014 2:20	28.64	78.6	**5.14**	6.9	SR5	9/10/2014 8:20	28.70	74.5	**4.85**	**11.9**	SR5	9/10/2014 14:20	28.88	80.9	**5.27**	4.2	SR5	9/10/2014 20:20	28.79	75.1	**4.87**	**8.2**
SR5	9/10/2014 2:25	28.61	78.4	**5.14**	6.1	SR5	9/10/2014 8:25	28.70	74.4	**4.84**	**12.4**	SR5	9/10/2014 14:25	28.88	80.6	**5.25**	4.7	SR5	9/10/2014 20:25	28.79	75.3	**4.89**	**10.2**
SR5	9/10/2014 2:30	28.57	80.2	**5.26**	6.6	SR5	9/10/2014 8:30	28.70	74.1	**4.82**	**9.1**	SR5	9/10/2014 14:30	28.88	80.3	**5.23**	4.2	SR5	9/10/2014 20:30	28.79	74.7	**4.85**	**9.4**
SR5	9/10/2014 2:35	28.55	80.4	**5.28**	6.6	SR5	9/10/2014 8:35	28.71	73.9	**4.81**	**9.6**	SR5	9/10/2014 14:35	28.90	80.5	**5.24**	4.2	SR5	9/10/2014 20:35	28.79	74.7	**4.84**	**9.8**
SR5	9/10/2014 2:40	28.56	80.4	**5.28**	6.6	SR5	9/10/2014 8:40	28.70	73.7	**4.80**	7.7	SR5	9/10/2014 14:40	28.91	80.8	**5.26**	4.1	SR5	9/10/2014 20:40	28.78	75.4	**4.89**	**11.3**
SR5	9/10/2014 2:45	28.55	80.0	**5.26**	6.8	SR5	9/10/2014 8:45	28.69	71.5	**4.66**	6.2	SR5	9/10/2014 14:45	28.95	82.5	**5.38**	3.9	SR5	9/10/2014 20:45	28.79	74.2	**4.81**	**8.4**
SR5	9/10/2014 2:50	28.56	79.9	**5.25**	7.2	SR5	9/10/2014 8:50	28.71	73.6	**4.79**	6.6	SR5						SR5	9/10/2014 20:50	28.78	72.7	**4.71**	**10.2**
SR5	9/10/2014 2:55	28.59	79.7	**5.24**	7.8	SR5	9/10/2014 8:55	28.72	73.6	**4.79**	**8.0**	SR5						SR5	9/10/2014 20:55	28.78	74.4	**4.82**	**8.9**
SR5	9/10/2014 3:00	28.61	79.4	**5.21**	7.5	SR5	9/10/2014 9:00	28.72	72.8	**4.74**	7.5	SR5						SR5	9/10/2014 21:00	28.78	72.3	**4.69**	7.9
SR5	9/10/2014 3:05	28.63	78.8	**5.17**	**8.0**	SR5	9/10/2014 9:05	28.73	73.8	**4.80**	7.8	SR5	9/10/2014 15:05	28.97	82.6	**5.38**	3.7	SR5	9/10/2014 21:05	28.78	73.0	**4.73**	**8.1**
SR5	9/10/2014 3:10	28.66	78.6	**5.15**	**8.7**	SR5	9/10/2014 9:10	28.73	73.5	**4.78**	**8.3**	SR5	9/10/2014 15:10	28.99	82.4	**5.36**	4.0	SR5	9/10/2014 21:10	28.78	73.7	**4.77**	**8.0**
SR5	9/10/2014 3:15	28.67	78.2	**5.12**	**9.2**	SR5	9/10/2014 9:15	28.73	73.4	**4.77**	**8.1**	SR5	9/10/2014 15:15	28.98	82.1	**5.35**	4.7	SR5	9/10/2014 21:15	28.78	75.2	**4.87**	7.7
SR5	9/10/2014 3:20	28.69	78.7	**5.16**	**10.9**	SR5	9/10/2014 9:20	28.73	72.6	**4.72**	**8.2**	SR5	9/10/2014 15:20	28.98	82.0	**5.34**	4.1	SR5	9/10/2014 21:20	28.78	75.1	**4.86**	**9.0**
SR5	9/10/2014 3:25	28.69	78.7	**5.15**	**10.4**	SR5	9/10/2014 9:25	28.73	73.2	**4.75**	**9.1**	SR5	9/10/2014 15:25	28.99	83.5	5.44	3.5	SR5	9/10/2014 21:25	28.78	75.4	**4.88**	**9.1**
SR5	9/10/2014 3:30	28.67	79.1	**5.18**	**10.6**	SR5	9/10/2014 9:30	28.74	71.4	**4.64**	7.8	SR5	9/10/2014 15:30	28.98	83.8	5.46	3.4	SR5	9/10/2014 21:30	28.77	76.4	**4.94**	**8.9**
SR5	9/10/2014 3:35	28.68	78.9	**5.17**	**9.9**	SR5	9/10/2014 9:35	28.73	73.6	**4.78**	**8.2**	SR5	9/10/2014 15:35	28.93	84.2	5.51	3.1	SR5	9/10/2014 21:35	28.78	75.8	**4.90**	**8.2**
SR5	9/10/2014 3:40	28.68	78.2	**5.12**	**10.5**	SR5	9/10/2014 9:40	28.73	72.4	**4.70**	**8.6**	SR5	9/10/2014 15:40	28.90	84.1	5.51	2.9	SR5	9/10/2014 21:40	28.78	72.8	**4.71**	7.4
SR5	9/10/2014 3:45	28.70	79.2	**5.19**	**9.8**	SR5	9/10/2014 9:45	28.74	71.6	**4.65**	**8.2**	SR5	9/10/2014 15:45	28.87	84.1	5.51	3.0	SR5	9/10/2014 21:45	28.78	72.2	**4.68**	7.3
SR5	9/10/2014 3:50	28.71	79.4	**5.20**	**10.8**	SR5	9/10/2014 9:50	28.74	72.9	**4.73**	**8.0**	SR5	9/10/2014 15:50	28.88	83.7	5.48	3.2	SR5	9/10/2014 21:50	28.78	73.1	**4.73**	**8.1**
SR5	9/10/2014 3:55	28.70	78.8	**5.16**	**10.1**	SR5	9/10/2014 9:55	28.74	73.7	**4.78**	7.7	SR5	9/10/2014 15:55	28.88	83.6	5.47	3.5	SR5	9/10/2014 21:55	28.78	72.1	**4.67**	**8.2**
SR5	9/10/2014 4:00	28.69	79.0	**5.18**	**10.6**	SR5	9/10/2014 10:00	28.74	73.6	**4.78**	**8.2**	SR5	9/10/2014 16:00	28.91	83.0	5.42	3.7	SR5	9/10/2014 22:00	28.78	71.7	**4.64**	**8.5**
SR5	9/10/2014 4:05	28.70	79.6	**5.22**	**10.5**	SR5	9/10/2014 10:05	28.74	72.9	**4.73**	**8.3**	SR5	9/10/2014 16:05	28.87	82.5	5.40	4.3	SR5	9/10/2014 22:05	28.78	73.2	**4.74**	7.9
SR5	9/10/2014 4:10	28.70	79.7	**5.22**	**11.0**	SR5	9/10/2014 10:10	28.75	73.5	**4.77**	6.6	SR5	9/10/2014 16:10	28.88	82.2	**5.38**	5.2	SR5	9/10/2014 22:10	28.78	73.3	**4.74**	**8.2**
SR5	9/10/2014 4:15	28.70	78.8	**5.17**	**10.5**	SR5	9/10/2014 10:15	28.75	74.1	**4.81**	7.0	SR5	9/10/2014 16:15	28.87	81.9	**5.35**	5.4	SR5	9/10/2014 22:15	28.78	74.3	**4.81**	7.9
SR5	9/10/2014 4:20	28.70	79.1	**5.18**	**10.5**	SR5	9/10/2014 10:20	28.76	74.2	**4.81**	6.3	SR5	9/10/2014 16:20	28.85	82.0	**5.37**	4.5	SR5	9/10/2014 22:20	28.77	75.6	**4.89**	6.7
SR5	9/10/2014 4:25	28.68	79.4	**5.21**	**9.7**	SR5	9/10/2014 10:25	28.75	72.7	**4.71**	7.4	SR5	9/10/2014 16:25	28.86	82.0	**5.36**	4.7	SR5	9/10/2014 22:25	28.77	75.3	**4.87**	7.0
SR5	9/10/2014 4:30	28.68	79.0	**5.18**	**9.9**	SR5	9/10/2014 10:30	28.75	73.1	**4.74**	6.5	SR5	9/10/2014 16:30	28.89	82.6	5.40	5.1	SR5	9/10/2014 22:30	28.77	75.0	**4.85**	7.3
SR5	9/10/2014 4:35	28.70	79.5	**5.21**	**10.0**	SR5	9/10/2014 10:35	28.75	72.9	**4.73**	7.7	SR5	9/10/2014 16:35	28.86	82.4	5.39	5.0	SR5	9/10/2014 22:35	28.77	75.2	**4.87**	6.6
SR5	9/10/2014 4:40	28.69	79.4	**5.21**	**9.4**	SR5	9/10/2014 10:40	28.74	73.7	**4.78**	7.5	SR5	9/10/2014 16:40	28.85	82.0	**5.36**	4.8	SR5	9/10/2014 22:40	28.77	74.8	**4.84**	6.1
SR5	9/10/2014 4:45	28.68	78.7	**5.16**	**10.2**	SR5	9/10/2014 10:45	28.75	71.5	**4.63**	7.4	SR5	9/10/2014 16:45	28.85	82.0	**5.36**	5.2	SR5	9/10/2014 22:45	28.77	73.5	**4.76**	5.9
SR5	9/10/2014 4:50	28.68	78.3	**5.14**	**9.7**	SR5	9/10/2014 10:50	28.75	71.7	**4.65**	7.2	SR5	9/10/2014 16:50	28.83	82.1	**5.37**	4.2	SR5	9/10/2014 22:50	28.77	75.4	**4.88**	6.6
SR5	9/10/2014 4:55	28.68	78.9	**5.17**	**9.2**	SR5	9/10/2014 10:55	28.75	72.0	**4.67**	7.6	SR5	9/10/2014 16:55	28.84	81.6	**5.34**	4.0	SR5	9/10/2014 22:55	28.76	72.9	**4.72**	6.0
SR5	9/10/2014 5:00	28.69	79.2	**5.19**	**9.0**	SR5	9/10/2014 11:00	28.74	73.3	**4.75**	6.8	SR5	9/10/2014 17:00	28.86	80.8	**5.29**	4.0	SR5	9/10/2014 23:00	28.76	72.2	**4.67**	5.7
SR5	9/10/2014 5:05	28.69	78.7	**5.16**	**8.9**	SR5	9/10/2014 11:05	28.75	73.2	**4.74**	6.7	SR5	9/10/2014 17:05	28.86	79.6	**5.21**	3.9	SR5	9/10/2014 23:05	28.77	73.2	**4.74**	6.3
SR5	9/10/2014 5:10	28.69	77.9	**5.11**	**9.7**	SR5	9/10/2014 11:10	28.75	71.8	**4.65**	6.1	SR5	9/10/2014 17:10	28.91	81.5	**5.33**	3.5	SR5	9/10/2014 23:10	28.77	74.4	**4.81**	5.5
SR5	9/10/2014 5:15	28.69	77.6	**5.09**	**10.0**	SR5	9/10/2014 11:15	28.76	73.4	**4.75**	6.4	SR5	9/10/2014 17:15	28.89	80.7	**5.28**	3.4	SR5	9/10/2014 23:15	28.77	74.5	**4.82**	5.5
SR5	9/10/2014 5:20	28.68	76.9	**5.04**	7.8	SR5	9/10/2014 11:20	28.77	73.1	**4.74**	6.1	SR5	9/10/2014 17:20	28.90	80.7	**5.28**	3.5	SR5	9/10/2014 23:20	28.76	73.6	**4.76**	5.2
SR5	9/10/2014 5:25	28.68	77.0	**5.05**	**8.0**	SR5	9/10/2014 11:25	28.77	76.9	**4.99**	7.0	SR5	9/10/2014 17:25	28.90	81.5	**5.33**	4.2	SR5	9/10/2014 23:25	28.67	74.7	**4.85**	6.5
SR5	9/10/2014 5:30	28.67	77.5	**5.08**	**8.1**	SR5	9/10/2014 11:30	28.77	77.3	**5.02**	6.0	SR5	9/10/2014 17:30	28.85	80.3	**5.25**	4.2	SR5	9/10/2014 23:30	28.73	77.3	**5.01**	6.3
SR5	9/10/2014 5:35	28.67	77.2	**5.06**	**8.1**	SR5	9/10/2014 11:35	28.76	77.1	**5.00**	7.2	SR5	9/10/2014 17:35	28.84	80.5	**5.27**	4.9	SR5	9/10/2014 23:35	28.73	76.9	**4.98**	7.2
SR5	9/10/2014 5:40	28.68	78.0	**5.11**	**9.0**	SR5	9/10/2014 11:40	28.76	77.2	**5.01**	6.8	SR5	9/10/2014 17:40	28.84	80.6	**5.27**	3.9	SR5	9/10/2014 23:40	28.74	77.2	**5.00**	7.1
SR5	9/10/2014 5:45	28.69	77.9	**5.10**	**8.4**	SR5	9/10/2014 11:45	28.77	77.1	**5.00**	6.6	SR5	9/10/2014 17:45	28.85	80.2	**5.24**	4.8	SR5	9/10/2014 23:45	28.73	76.9	**4.98**	6.5
SR5	9/10/2014 5:50	28.68	77.3	**5.06**	**9.4**	SR5	9/10/2014 11:50	28.75	76.6	**4.97**	**9.0**	SR5	9/10/2014 17:50	28.85	80.1	**5.23**	4.7	SR5	9/10/2014 23:50	28.73	76.8	**4.98**	6.2
SR5	9/10/2014 5:55	28.69	77.3	**5.07**	**10.4**	SR5	9/10/2014 11:55	28.77	76.4	**4.96**	7.4	SR5	9/10/2014 17:55	28.84	80.1	**5.23**	4.4	SR5	9/10/2014 23:55	28.73	76.8	**4.98**	6.4

Station	Timestamp	Temp (° C)	DO (%)	DO (mg/L)	Tur (NTU)	Station	Timestamp	Temp (° C)	DO (%)	DO (mg/L)	Tur (NTU)	Station	Timestamp	Temp (° C)	DO (%)	DO (mg/L)	Tur (NTU)	Station	Timestamp	Temp (°C)	DO (%)	DO (mg/L)	Tur (NTU)
SR9	9/10/2014 0:00	28.33	100.6	6.50	4.5	SR9	9/10/2014 6:00	28.03	89.4	**5.80**	4.2	SR9	9/10/2014 12:00	28.41	93.1	6.01	3.7	SR9	9/10/2014 18:00	29.49	141.3	9.03	1.7
SR9	9/10/2014 0:05	28.31	101.5	6.56	4.2	SR9	9/10/2014 6:05	28.02	88.8	**5.77**	4.3	SR9	9/10/2014 12:05	28.42	94.1	6.07	4.0	SR9	9/10/2014 18:05	29.40	142.6	9.12	1.8
SR9	9/10/2014 0:10	28.27	103.7	6.71	4.0	SR9	9/10/2014 6:10	28.01	88.0	**5.72**	4.3	SR9	9/10/2014 12:10	28.43	94.0	6.06	3.7	SR9	9/10/2014 18:10	29.39	142.0	9.09	1.8
SR9	9/10/2014 0:15	28.21	105.7	6.85	3.5	SR9	9/10/2014 6:15	28.03	87.8	**5.70**	4.6	SR9	9/10/2014 12:15	28.46	94.1	6.07	3.7	SR9	9/10/2014 18:15	29.38	141.2	9.04	1.9
SR9	9/10/2014 0:20	28.20	107.5	6.97	3.1	SR9	9/10/2014 6:20	28.02	88.0	**5.71**	**4.9**	SR9	9/10/2014 12:20	28.44	94.9	6.12	3.9	SR9	9/10/2014 18:20	29.67	142.6	9.08	1.8
SR9	9/10/2014 0:25	28.24	107.2	6.95	3.7	SR9	9/10/2014 6:25	28.02	87.5	**5.68**	4.4	SR9	9/10/2014 12:25	28.43	95.0	6.13	4.4	SR9	9/10/2014 18:25	29.71	142.8	9.10	2.0
SR9	9/10/2014 0:30	28.22	106.7	6.91	3.2	SR9	9/10/2014 6:30	28.01	86.8	**5.64**	4.2	SR9	9/10/2014 12:30	28.46	95.1	6.13	3.6	SR9	9/10/2014 18:30	29.68	142.0	9.04	1.8
SR9	9/10/2014 0:35	28.24	106.2	6.88	3.4	SR9	9/10/2014 6:35	28.00	87.0	**5.65**	4.7	SR9	9/10/2014 12:35	28.41	96.0	6.20	4.0	SR9	9/10/2014 18:35	29.75	142.4	9.06	1.5
SR9	9/10/2014 0:40	28.25	107.1	6.94	3.7	SR9	9/10/2014 6:40	27.98	87.2	**5.67**	4.7	SR9	9/10/2014 12:40	28.84	100.1	6.48	2.5	SR9	9/10/2014 18:40	29.75	142.7	9.08	1.5
SR9	9/10/2014 0:45	28.27	107.2	6.94	4.0	SR9	9/10/2014 6:45	28.00	86.9	**5.65**	**4.9**	SR9	9/10/2014 12:45	28.85	99.1	6.40	2.9	SR9	9/10/2014 18:45	29.72	143.5	9.14	1.4
SR9	9/10/2014 0:50	28.26	106.7	6.91	4.2	SR9	9/10/2014 6:50	28.00	88.1	**5.72**	4.5	SR9	9/10/2014 12:50	28.84	100.4	6.48	3.6	SR9	9/10/2014 18:50	29.69	142.5	9.08	1.5
SR9	9/10/2014 0:55	28.27	107.3	6.95	3.6	SR9	9/10/2014 6:55	27.99	86.4	**5.61**	4.6	SR9	9/10/2014 12:55	28.84	102.0	6.58	2.4	SR9	9/10/2014 18:55	29.68	143.6	9.15	1.8
SR9	9/10/2014 1:00	28.26	106.8	6.91	3.8	SR9	9/10/2014 7:00	28.03	86.3	**5.60**	**5.9**	SR9	9/10/2014 13:00	28.84	103.2	6.66	2.6	SR9	9/10/2014 19:00	29.69	143.8	9.16	1.5
SR9	9/10/2014 1:05	28.27	106.8	6.92	3.8	SR9	9/10/2014 7:05	28.02	85.6	**5.56**	**5.4**	SR9	9/10/2014 13:05	28.84	103.6	6.69	2.2	SR9	9/10/2014 19:05	29.67	144.3	9.20	1.5
SR9	9/10/2014 1:10	28.26	106.0	6.87	4.2	SR9	9/10/2014 7:10	28.02	85.9	**5.58**	**5.4**	SR9	9/10/2014 13:10	28.85	102.8	6.64	1.6	SR9	9/10/2014 19:10	29.65	145.1	9.25	1.6
SR9	9/10/2014 1:15	28.28	105.0	6.80	4.1	SR9	9/10/2014 7:15	28.04	86.1	**5.59**	**6.6**	SR9	9/10/2014 13:15	28.86	102.6	6.62	1.4	SR9	9/10/2014 19:15	29.68	145.5	9.27	1.8
SR9	9/10/2014 1:20	28.25	104.8	6.79	3.7	SR9	9/10/2014 7:20	28.02	86.2	**5.59**	**6.6**	SR9	9/10/2014 13:20	28.86	102.8	6.63	1.4	SR9	9/10/2014 19:20	29.65	144.9	9.24	2.0
SR9	9/10/2014 1:25	28.28	104.3	6.75	4.0	SR9	9/10/2014 7:25	28.02	84.7	**5.50**	**6.3**	SR9	9/10/2014 13:25	28.87	103.3	6.66	1.5	SR9	9/10/2014 19:25	29.75	148.9	9.48	1.8
SR9	9/10/2014 1:30	28.28	103.5	6.70	4.0	SR9	9/10/2014 7:30	28.02	84.9	**5.51**	**8.8**	SR9	9/10/2014 13:30	28.88	103.6	6.68	1.9	SR9	9/10/2014 19:30	29.74	148.6	9.46	2.0
SR9	9/10/2014 1:35	28.27	103.2	6.68	3.8	SR9	9/10/2014 7:35	28.00	85.7	**5.57**	**6.7**	SR9	9/10/2014 13:35	28.89	104.4	6.73	1.6	SR9	9/10/2014 19:35	29.71	148.3	9.44	2.2
SR9	9/10/2014 1:40	28.27	103.0	6.67	3.8	SR9	9/10/2014 7:40	28.01	86.3	**5.61**	**5.0**	SR9	9/10/2014 13:40	28.92	104.4	6.73	1.6	SR9	9/10/2014 19:40	29.74	148.9	9.48	2.0
SR9	9/10/2014 1:45	28.25	102.2	6.62	3.7	SR9	9/10/2014 7:45	28.01	86.0	**5.59**	**5.5**	SR9	9/10/2014 13:45	28.92	104.9	6.76	1.7	SR9	9/10/2014 19:45	29.75	150.1	9.55	2.2
SR9	9/10/2014 1:50	28.25	101.9	6.60	3.7	SR9	9/10/2014 7:50	28.01	85.8	**5.57**	**6.2**	SR9	9/10/2014 13:50	28.93	104.5	6.74	1.7	SR9	9/10/2014 19:50	29.74	150.6	9.60	2.2
SR9	9/10/2014 1:55	28.25	101.2	6.55	3.9	SR9	9/10/2014 7:55	28.02	85.7	**5.56**	**6.9**	SR9	9/10/2014 13:55	28.94	104.5	6.73	1.5	SR9	9/10/2014 19:55	29.73	150.2	9.57	2.0
SR9	9/10/2014 2:00	28.26	101.3	6.56	4.3	SR9	9/10/2014 8:00	28.01	85.2	**5.53**	**8.0**	SR9	9/10/2014 14:00	28.94	104.5	6.73	1.6	SR9	9/10/2014 20:00	29.73	151.0	9.62	2.3
SR9	9/10/2014 2:05	28.26	100.2	6.49	3.8	SR9	9/10/2014 8:05	28.02	84.9	**5.51**	**9.5**	SR9	9/10/2014 14:05	28.95	103.9	6.70	1.5	SR9	9/10/2014 20:05	29.68	148.9	9.50	2.3
SR9	9/10/2014 2:10	28.25	99.1	6.42	4.0	SR9	9/10/2014 8:10	28.03	85.3	**5.54**	**5.7**	SR9	9/10/2014 14:10	28.96	105.1	6.77	1.4	SR9	9/10/2014 20:10	29.68	149.6	9.53	2.2
SR9	9/10/2014 2:15	28.25	98.5	6.38	4.0	SR9	9/10/2014 8:15	28.02	85.9	**5.58**	**5.8**	SR9	9/10/2014 14:15	28.97	104.6	6.74	1.8	SR9	9/10/2014 20:15	29.67	150.8	9.61	2.1
SR9	9/10/2014 2:20	28.26	97.0	6.28	4.2	SR9	9/10/2014 8:20	27.99	86.8	**5.64**	**5.0**	SR9	9/10/2014 14:20	28.97	105.1	6.77	1.7	SR9	9/10/2014 20:20	29.64	150.2	9.58	2.5
SR9	9/10/2014 2:25	28.26	96.7	6.26	4.1	SR9	9/10/2014 8:25	28.00	87.1	**5.66**	**4.9**	SR9	9/10/2014 14:25	28.97	105.8	6.81	1.8	SR9	9/10/2014 20:25	29.62	149.5	9.53	2.1
SR9	9/10/2014 2:30	28.26	96.8	6.27	4.2	SR9	9/10/2014 8:30	27.98	87.3	**5.67**	**5.1**	SR9	9/10/2014 14:30	28.99	105.6	6.80	1.7	SR9	9/10/2014 20:30	29.46	134.4	8.59	2.5
SR9	9/10/2014 2:35	28.26	96.6	6.25	4.4	SR9	9/10/2014 8:35	27.98	87.3	**5.68**	**4.8**	SR9	9/10/2014 14:35	28.98	104.7	6.74	1.6	SR9	9/10/2014 20:35	29.57	145.4	9.28	2.4
SR9	9/10/2014 2:40	28.26	95.0	6.15	4.1	SR9	9/10/2014 8:40	27.97	88.4	**5.75**	4.4	SR9	9/10/2014 14:40	28.99	104.2	6.71	2.0	SR9	9/10/2014 20:40	29.56	145.7	9.30	2.3
SR9	9/10/2014 2:45	28.27	94.8	6.13	4.3	SR9	9/10/2014 8:45	27.98	88.5	**5.75**	4.4	SR9	9/10/2014 14:45	28.99	104.5	6.73	1.9	SR9	9/10/2014 20:45	29.52	144.4	9.22	2.5
SR9	9/10/2014 2:50	28.25	92.3	5.97	4.2	SR9	9/10/2014 8:50	27.98	88.8	**5.77**	4.1	SR9						SR9	9/10/2014 20:50	29.50	142.4	9.10	2.6
SR9	9/10/2014 2:55	28.24	92.6	5.99	4.4	SR9	9/10/2014 8:55	27.98	88.5	**5.75**	4.2	SR9						SR9	9/10/2014 20:55	29.51	142.3	9.09	3.2
SR9	9/10/2014 3:00	28.23	94.1	6.10	4.5	SR9	9/10/2014 9:00	27.98	88.1	**5.72**	4.1	SR9						SR9	9/10/2014 21:00	29.46	137.8	8.81	2.6
SR9	9/10/2014 3:05	28.23	94.6	6.13	4.0	SR9	9/10/2014 9:05	27.96	90.0	**5.85**	3.9	SR9	9/10/2014 15:05	29.00	103.1	6.64	2.1	SR9	9/10/2014 21:05	29.49	137.4	8.78	2.3
SR9	9/10/2014 3:10	28.21	91.2	**5.91**	3.8	SR9	9/10/2014 9:10	27.97	90.2	**5.86**	3.8	SR9	9/10/2014 15:10	29.01	106.6	6.86	1.6	SR9	9/10/2014 21:10	29.47	134.7	8.61	2.6
SR9	9/10/2014 3:15	28.23	92.8	6.01	4.4	SR9	9/10/2014 9:15	27.98	89.6	**5.83**	4.4	SR9	9/10/2014 15:15	29.03	106.6	6.87	2.0	SR9	9/10/2014 21:15	29.44	132.3	8.46	2.6
SR9	9/10/2014 3:20	28.23	91.8	**5.95**	4.2	SR9	9/10/2014 9:20	27.98	89.0	**5.78**	4.2	SR9	9/10/2014 15:20	29.02	104.5	6.73	1.4	SR9	9/10/2014 21:20	29.41	130.7	8.36	2.7
SR9	9/10/2014 3:25	28.20	93.8	6.08	3.8	SR9	9/10/2014 9:25	27.97	89.8	**5.84**	**5.5**	SR9	9/10/2014 15:25	29.03	104.4	6.73	0.2	SR9	9/10/2014 21:25	29.35	126.5	8.10	2.9
SR9	9/10/2014 3:30	28.18	93.3	6.05	4.1	SR9	9/10/2014 9:30	27.98	90.0	**5.85**	4.0	SR9	9/10/2014 15:30	29.07	107.8	6.94	0.4	SR9	9/10/2014 21:30	29.41	129.9	8.31	3.1
SR9	9/10/2014 3:35	28.17	92.8	6.02	4.4	SR9	9/10/2014 9:35	27.98	89.9	**5.84**	4.0	SR9	9/10/2014 15:35	29.11	109.4	7.04	0.6	SR9	9/10/2014 21:35	29.48	137.3	8.77	2.6
SR9	9/10/2014 3:40	28.17	92.4	5.99	4.0	SR9	9/10/2014 9:40	27.99	88.7	**5.76**	4.7	SR9	9/10/2014 15:40	29.08	108.9	7.01	0.7	SR9	9/10/2014 21:40	29.46	134.6	8.61	3.2
SR9	9/10/2014 3:45	28.17	95.8	6.21	4.2	SR9	9/10/2014 9:45	28.01	87.2	**5.66**	**5.4**	SR9	9/10/2014 15:45	29.11	112.4	7.23	0.6	SR9	9/10/2014 21:45	29.46	134.2	8.58	3.2
SR9	9/10/2014 3:50	28.15	96.4	6.25	4.1	SR9	9/10/2014 9:50	28.05	85.4	**5.55**	**5.8**	SR9	9/10/2014 15:50	29.12	113.4	7.30	0.4	SR9	9/10/2014 21:50	29.50	138.0	8.82	3.1
SR9	9/10/2014 3:55	28.13	95.5	6.20	4.1	SR9	9/10/2014 9:55	28.08	85.5	**5.55**	**6.6**	SR9	9/10/2014 15:55	29.17	116.1	7.46	0.5	SR9	9/10/2014 21:55	29.48	136.5	8.72	3.2
SR9	9/10/2014 4:00	28.13	93.6	6.07	4.1	SR9	9/10/2014 10:00	28.07	85.7	**5.56**	**7.0**	SR9	9/10/2014 16:00	29.18	119.8	7.70	0.6	SR9	9/10/2014 22:00	29.47	135.8	8.68	2.7
SR9	9/10/2014 4:05	28.11	93.1	6.04	3.6	SR9	9/10/2014 10:05	28.09	86.0	**5.58**	**5.5**	SR9	9/10/2014 16:05	29.20	122.8	7.89	0.4	SR9	9/10/2014 22:05	29.46	137.0	8.83	2.7
SR9	9/10/2014 4:10	28.14	93.0	6.03	3.8	SR9	9/10/2014 10:10	28.08	85.2	**5.53**	**6.1**	SR9	9/10/2014 16:10	29.21	123.8	7.95	1.0	SR9	9/10/2014 22:10	29.44	136.6	8.74	2.5
SR9	9/10/2014 4:15	28.11	94.8	6.15	3.9	SR9	9/10/2014 10:15	28.08	86.5	**5.61**	**5.2**	SR9	9/10/2014 16:15	29.22	125.8	8.08	0.7	SR9	9/10/2014 22:15	29.39	129.3	8.27	2.6
SR9	9/10/2014 4:20	28.12	94.4	6.13	3.8	SR9	9/10/2014 10:20	28.10	87.2	**5.66**	**5.3**	SR9	9/10/2014 16:20	29.21	124.9	8.02	0.6	SR9	9/10/2014 22:20	29.39	128.7	8.24	2.9
SR9	9/10/2014 4:25	28.11	93.5	6.07	3.9	SR9	9/10/2014 10:25	28.13	89.1	**5.78**	3.8	SR9	9/10/2014 16:25	29.26	127.3	8.17	0.6	SR9	9/10/2014 22:25	29.41	132.0	8.45	2.6
SR9	9/10/2014 4:30	28.10	91.6	**5.94**	3.8	SR9	9/10/2014 10:30	28.14	89.1	**5.77**	**5.2**	SR9	9/10/2014 16:30	29.25	126.8	8.14	0.6	SR9	9/10/2014 22:30	29.38	129.8	8.31	2.5
SR9	9/10/2014 4:35	28.10	89.1	**5.78**	4.0	SR9	9/10/2014 10:35	28.15	89.3	**5.79**	4.0	SR9	9/10/2014 16:35	29.26	128.8	8.26	0.7	SR9	9/10/2014 22:35	29.37	131.7	8.43	2.8
SR9	9/10/2014 4:40	28.18	86.9	**5.63**	**5.7**	SR9	9/10/2014 10:40	28.16	89.1	**5.77**	4.1	SR9	9/10/2014 16:40	29.29	129.2	8.28	0.7	SR9	9/10/2014 22:40	29.37	131.9	8.45	2.9
SR9	9/10/2014 4:45	28.20	86.4	**5.59**	**4.9**	SR9	9/10/2014 10:45	28.17	89.2	**5.77**	3.9	SR9	9/10/2014 16:45	29.34	131.7	8.44	1.3	SR9	9/10/2014 22:45	29.35	130.1	8.34	2.9
SR9	9/10/2014 4:50	28.19	86.3	**5.59**	4.4	SR9	9/10/2014 10:50	28.20	89.4	**5.79**	4.0	SR9	9/10/2014 16:50	29.36	131.8	8.44	0.6	SR9	9/10/2014 22:50	29.34	131.0	8.39	2.6
SR9	9/10/2014 4:55	28.19	86.1	**5.58**	4.7	SR9	9/10/2014 10:55	28.22	88.9	**5.75**	3.9	SR9	9/10/2014 16:55	29.36	132.8	8.50	0.6	SR9	9/10/2014 22:55	29.32	129.7	8.31	2.7
SR9	9/10/2014 5:00	28.19	86.5	**5.60**	4.7	SR9	9/10/2014 11:00	28.23	89.3	**5.78**	4.5	SR9	9/10/2014 17:00	29.38	133.4	8.54	0.9	SR9	9/10/2014 23:00	29.30	127.1	8.15	2.5
SR9	9/10/2014 5:05	28.18	86.6	**5.61**	**5.0**	SR9	9/10/2014 11:05	28.26	89.8	**5.81**	4.6	SR9	9/10/2014 17:05	29.40	134.3	8.59	1.4	SR9	9/10/2014 23:05	29.30	129.4	8.29	2.7
SR9	9/10/2014 5:10	28.16	87.1	**5.64**	4.7	SR9	9/10/2014 11:10	28.25	91.7	**5.93**	3.6	SR9	9/10/2014 17:10	29.36	135.1	8.65	1.2	SR9	9/10/2014 23:10	29.29	127.5	8.17	2.5
SR9	9/10/2014 5:15	28.15	87.3	**5.66**	**4.8**	SR9	9/10/2014 11:15	28.22	91.8	**5.94**	3.9	SR9	9/10/2014 17:15	29.43	135.9	8.69	1.3	SR9	9/10/2014 23:15	29.27	126.1	8.09	2.1
SR9	9/10/2014 5:20	28.13	87.7	**5.68**	**4.9**	SR9	9/10/2014 11:20	28.28	91.9	**5.94**	4.1	SR9	9/10/2014 17:20	29.43	136.3	8.71	2.7	SR9	9/10/2014 23:20	29.25	125.6	8.06	2.1
SR9	9/10/2014 5:25	28.11	88.2	**5.72**	**6.8**	SR9	9/10/2014 11:25	28.30	92.6	5.99	**5.2**	SR9	9/10/2014 17:25	29.37	136.7	8.74	2.2	SR9	9/10/2014 23:25	29.25	124.4	7.98	2.3
SR9	9/10/2014 5:30	28.09	89.3	**5.79**	4.3	SR9	9/10/2014 11:30	28.30	92.9	6.00	4.2	SR9	9/10/2014 17:30	29.46	138.1	8.83	2.9	SR9	9/10/2014 23:30	29.26	120.1	7.70	2.4
SR9	9/10/2014 5:35	28.08	89.2	**5.79**	4.4	SR9	9/10/2014 11:35	28.31	92.3	5.97	4.0	SR9	9/10/2014 17:35	29.48	139.4	8.91	**5.2**	SR9	9/10/2014 23:35	29.24	121.5	7.79	2.3
SR9	9/10/2014 5:40	28.06	89.2	**5.79**	4.5	SR9	9/10/2014 11:40	28.35	91.6	**5.92**	4.0	SR9	9/10/2014 17:40	29.43	140.2	8.97	**5.4**	SR9	9/10/2014 23:40	29.23	123.8	7.95	3.0
SR9	9/10/2014 5:45	28.04	90.3	**5.87**	3.9	SR9	9/10/2014 11:45	28.32	93.1	6.01	3.9	SR9	9/10/2014 17:45	29.42	140.4	8.98	**6.0**	SR9	9/10/2014 23:45	29.27	127.7	8.19	2.8
SR9	9/10/2014 5:50	28.04	87.9	**5.71**	3.6	SR9	9/10/2014 11:50	28.27	94.1	6.08	4.3	SR9	9/10/2014 17:50	29.40	141.4	9.05	1.6	SR9	9/10/2014 23:50	29.26	127.3	8.17	2.4
SR9	9/10/2014 5:55	28.04	89.6	**5.82**	4.4	SR9	9/10/2014 11:55	28.37	93.6	6.05	3.9	SR9	9/10/2014 17:55	29.56	141.2	9.01	2.1	SR9	9/10/2014 23:55	29.25	126.2	8.10	2.0

Station	Timestamp	Temp (° C)	DO (%)	DO (mg/L)	Tur (NTU)	Station	Timestamp	Temp (° C)	DO (%)	DO (mg/L)	Tur (NTU)	Station	Timestamp	Temp (° C)	DO (%)	DO (mg/L)	Tur (NTU)	Station	Timestamp	Temp (°C)	DO (%)	DO (mg/L)	Tur (NTU)
SR10	9/10/2014 0:00	28.61	70.7	**4.57**	2.6	SR10	9/10/2014 6:00	28.47	78.7	**5.11**	3.7	SR10	9/10/2014 12:00	28.72	66.1	**4.27**	2.5	SR10	9/10/2014 18:00	28.76	81.6	**5.27**	2.1
SR10	9/10/2014 0:05	28.63	66.7	**4.31**	3.2	SR10	9/10/2014 6:05	28.53	80.0	**5.18**	4.7	SR10	9/10/2014 12:05	28.77	66.2	**4.28**	2.0	SR10	9/10/2014 18:05	28.76	81.0	**5.23**	2.1
SR10	9/10/2014 0:10	28.63	67.3	**4.35**	3.0	SR10	9/10/2014 6:10	28.52	79.9	**5.18**	4.4	SR10	9/10/2014 12:10	28.78	67.2	**4.34**	2.1	SR10	9/10/2014 18:10	28.76	80.8	**5.22**	2.1
SR10	9/10/2014 0:15	28.63	66.7	**4.31**	2.7	SR10	9/10/2014 6:15	28.45	77.2	**5.01**	3.7	SR10	9/10/2014 12:15	28.77	62.9	**4.06**	2.2	SR10	9/10/2014 18:15	28.76	77.3	**4.99**	1.7
SR10	9/10/2014 0:20	28.64	66.5	**4.30**	3.2	SR10	9/10/2014 6:20	28.46	78.3	**5.08**	3.3	SR10	9/10/2014 12:20	28.75	62.8	**4.06**	2.4	SR10	9/10/2014 18:20	28.78	79.9	**5.16**	1.8
SR10	9/10/2014 0:25	28.64	65.0	**4.20**	2.8	SR10	9/10/2014 6:25	28.47	78.1	**5.07**	3.8	SR10	9/10/2014 12:25	28.71	61.2	**3.96**	3.1	SR10	9/10/2014 18:25	28.79	78.5	**5.07**	1.7
SR10	9/10/2014 0:30	28.63	66.5	**4.30**	2.7	SR10	9/10/2014 6:30	28.45	74.9	**4.86**	3.5	SR10	9/10/2014 12:30	28.72	64.7	**4.18**	2.8	SR10	9/10/2014 18:30	28.79	79.7	**5.15**	1.8
SR10	9/10/2014 0:35	28.62	65.7	**4.25**	2.9	SR10	9/10/2014 6:35	28.44	74.5	**4.83**	3.3	SR10	9/10/2014 12:35	28.73	65.8	**4.25**	2.8	SR10	9/10/2014 18:35	28.79	78.8	**5.09**	1.8
SR10	9/10/2014 0:40	28.63	66.2	**4.28**	3.2	SR10	9/10/2014 6:40	28.45	72.9	**4.73**	3.3	SR10	9/10/2014 12:40	28.72	64.1	**4.14**	2.9	SR10	9/10/2014 18:40	28.80	78.3	**5.06**	2.1
SR10	9/10/2014 0:45	28.60	65.0	**4.20**	3.0	SR10	9/10/2014 6:45	28.46	72.0	**4.67**	3.1	SR10	9/10/2014 12:45	28.75	65.5	**4.23**	2.4	SR10	9/10/2014 18:45	28.82	78.1	**5.04**	2.3
SR10	9/10/2014 0:50	28.62	64.7	**4.18**	3.2	SR10	9/10/2014 6:50	28.47	74.6	**4.84**	3.4	SR10	9/10/2014 12:50	28.80	69.0	**4.45**	2.9	SR10	9/10/2014 18:50	28.83	79.4	**5.12**	2.0
SR10	9/10/2014 0:55	28.55	64.8	**4.19**	2.6	SR10	9/10/2014 6:55	28.45	74.0	**4.80**	3.0	SR10	9/10/2014 12:55	28.81	69.5	**4.48**	2.5	SR10	9/10/2014 18:55	28.83	80.8	**5.22**	1.9
SR10	9/10/2014 1:00	28.62	63.6	**4.11**	2.7	SR10	9/10/2014 7:00	28.46	72.2	**4.69**	3.1	SR10	9/10/2014 13:00	28.83	69.2	**4.46**	2.3	SR10	9/10/2014 19:00	28.82	81.2	**5.24**	1.8
SR10	9/10/2014 1:05	28.62	72.0	**4.65**	3.5	SR10	9/10/2014 7:05	28.45	72.0	**4.68**	3.3	SR10	9/10/2014 13:05	28.82	67.9	**4.38**	2.2	SR10	9/10/2014 19:05	28.81	81.3	**5.25**	2.3
SR10	9/10/2014 1:10	28.58	69.2	**4.48**	3.1	SR10	9/10/2014 7:10	28.46	72.3	**4.69**	3.4	SR10	9/10/2014 13:10	28.80	67.1	**4.33**	3.0	SR10	9/10/2014 19:10	28.82	81.2	**5.24**	2.0
SR10	9/10/2014 1:15	28.59	69.7	**4.51**	3.0	SR10	9/10/2014 7:15	28.46	71.5	**4.64**	2.9	SR10	9/10/2014 13:15	28.79	74.7	**4.82**	2.3	SR10	9/10/2014 19:15	28.84	79.8	**5.15**	2.4
SR10	9/10/2014 1:20	28.59	65.1	**4.21**	2.9	SR10	9/10/2014 7:20	28.44	70.2	**4.56**	2.8	SR10	9/10/2014 13:20	28.78	81.4	**5.25**	2.4	SR10	9/10/2014 19:20	28.82	79.5	**5.13**	2.1
SR10	9/10/2014 1:25	28.54	65.8	**4.26**	2.3	SR10	9/10/2014 7:25	28.46	71.0	**4.61**	3.7	SR10	9/10/2014 13:25	28.75	80.8	**5.22**	2.2	SR10	9/10/2014 19:25	28.80	81.7	**5.27**	2.1
SR10	9/10/2014 1:30	28.60	65.9	**4.26**	3.4	SR10	9/10/2014 7:30	28.45	71.6	**4.65**	2.7	SR10	9/10/2014 13:30	28.78	82.0	**5.29**	2.4	SR10	9/10/2014 19:30	28.79	82.1	**5.30**	2.3
SR10	9/10/2014 1:35	28.59	65.1	**4.21**	2.7	SR10	9/10/2014 7:35	28.45	72.4	**4.71**	2.7	SR10	9/10/2014 13:35	28.84	83.1	**5.35**	3.0	SR10	9/10/2014 19:35	28.79	81.6	**5.27**	2.0
SR10	9/10/2014 1:40	28.61	73.3	**4.74**	3.2	SR10	9/10/2014 7:40	28.45	72.5	**4.71**	3.0	SR10	9/10/2014 13:40	28.84	83.5	**5.38**	2.1	SR10	9/10/2014 19:40	28.77	79.9	**5.16**	2.0
SR10	9/10/2014 1:45	28.54	67.0	**4.34**	2.4	SR10	9/10/2014 7:45	28.44	73.5	**4.77**	3.9	SR10	9/10/2014 13:45	28.83	83.2	**5.36**	2.4	SR10	9/10/2014 19:45	28.73	80.4	**5.20**	2.0
SR10	9/10/2014 1:50	28.61	79.6	**5.15**	3.8	SR10	9/10/2014 7:50	28.45	72.9	**4.74**	3.5	SR10	9/10/2014 13:50	28.83	82.5	**5.32**	2.3	SR10	9/10/2014 19:50	28.72	80.3	**5.19**	2.0
SR10	9/10/2014 1:55	28.59	78.7	**5.09**	3.2	SR10	9/10/2014 7:55	28.45	71.3	**4.63**	3.9	SR10	9/10/2014 13:55	28.82	83.3	**5.37**	2.7	SR10	9/10/2014 19:55	28.72	78.5	**5.07**	2.1
SR10	9/10/2014 2:00	28.61	77.5	**5.01**	4.1	SR10	9/10/2014 8:00	28.44	68.6	**4.46**	2.9	SR10	9/10/2014 14:00	28.82	82.6	**5.32**	2.9	SR10	9/10/2014 20:00	28.72	78.8	**5.10**	2.1
SR10	9/10/2014 2:05	28.61	82.5	**5.33**	3.5	SR10	9/10/2014 8:05	28.46	71.4	**4.64**	3.0	SR10	9/10/2014 14:05	28.80	81.7	**5.27**	2.5	SR10	9/10/2014 20:05	28.71	77.5	**5.01**	2.2
SR10	9/10/2014 2:10	28.61	82.0	**5.30**	**5.2**	SR10	9/10/2014 8:10	28.46	69.8	**4.54**	2.8	SR10	9/10/2014 14:10	28.80	78.9	**5.09**	3.3	SR10	9/10/2014 20:10	28.71	77.6	**5.02**	2.1
SR10	9/10/2014 2:15	28.62	82.4	**5.32**	4.2	SR10	9/10/2014 8:15	28.46	70.6	**4.58**	2.8	SR10	9/10/2014 14:15	28.77	82.0	**5.28**	3.3	SR10	9/10/2014 20:15	28.71	75.8	**4.90**	2.4
SR10	9/10/2014 2:20	28.61	82.4	**5.33**	3.9	SR10	9/10/2014 8:20	28.46	72.9	**4.74**	2.8	SR10	9/10/2014 14:20	28.84	83.1	**5.36**	2.3	SR10	9/10/2014 20:20	28.71	72.6	**4.69**	2.4
SR10	9/10/2014 2:25	28.60	81.7	**5.28**	3.7	SR10	9/10/2014 8:25	28.46	71.5	**4.65**	2.5	SR10	9/10/2014 14:25	28.89	84.2	**5.42**	1.7	SR10	9/10/2014 20:25	28.74	78.8	**5.09**	2.3
SR10	9/10/2014 2:30	28.61	81.9	**5.30**	4.5	SR10	9/10/2014 8:30	28.47	73.4	**4.76**	2.8	SR10	9/10/2014 14:30	28.91	84.7	**5.45**	1.9	SR10	9/10/2014 20:30	28.73	81.0	**5.24**	2.8
SR10	9/10/2014 2:35	28.60	82.0	**5.30**	4.7	SR10	9/10/2014 8:35	28.48	75.0	**4.87**	3.2	SR10	9/10/2014 14:35	28.92	85.4	**5.50**	1.9	SR10	9/10/2014 20:35	28.73	80.6	**5.21**	2.4
SR10	9/10/2014 2:40	28.60	82.2	**5.31**	**5.5**	SR10	9/10/2014 8:40	28.48	72.3	**4.69**	2.7	SR10	9/10/2014 14:40	28.92	85.3	**5.49**	1.6	SR10	9/10/2014 20:40	28.74	82.2	**5.31**	2.9
SR10	9/10/2014 2:45	28.59	82.1	**5.31**	**6.0**	SR10	9/10/2014 8:45	28.48	74.4	**4.83**	2.9	SR10	9/10/2014 14:45	28.94	85.4	**5.50**	1.8	SR10	9/10/2014 20:45	28.75	82.1	**5.31**	2.8
SR10	9/10/2014 2:50	28.59	82.0	**5.30**	**5.6**	SR10	9/10/2014 8:50	28.45	77.2	**5.01**	2.5	SR10	9/10/2014 14:50	28.95	85.9	**5.53**	1.8	SR10	9/10/2014 20:50	28.74	80.9	**5.23**	2.6
SR10	9/10/2014 2:55	28.59	82.3	**5.32**	**6.0**	SR10	9/10/2014 8:55	28.47	76.7	**4.98**	2.2	SR10	9/10/2014 14:55	28.88	85.8	**5.53**	2.3	SR10	9/10/2014 20:55	28.74	81.4	**5.26**	2.9
SR10	9/10/2014 3:00	28.58	81.8	**5.29**	**6.2**	SR10	9/10/2014 9:00	28.49	77.3	**5.02**	2.3	SR10	9/10/2014 15:00	28.84	85.6	**5.52**	2.4	SR10	9/10/2014 21:00	28.75	83.3	**5.38**	2.9
SR10	9/10/2014 3:05	28.57	82.2	**5.32**	**6.6**	SR10	9/10/2014 9:05	28.49	77.1	**5.01**	2.4	SR10	9/10/2014 15:05	28.87	86.1	**5.55**	2.4	SR10	9/10/2014 21:05	28.75	80.7	**5.21**	2.8
SR10	9/10/2014 3:10	28.56	81.9	**5.30**	**6.8**	SR10	9/10/2014 9:10	28.50	76.9	**4.99**	2.0	SR10	9/10/2014 15:10	28.82	86.2	**5.56**	2.5	SR10	9/10/2014 21:10	28.75	81.0	**5.23**	2.8
SR10	9/10/2014 3:15	28.55	81.7	**5.29**	**7.6**	SR10	9/10/2014 9:15	28.50	75.9	**4.92**	2.5	SR10	9/10/2014 15:15	28.82	85.4	**5.51**	2.7	SR10	9/10/2014 21:15	28.75	79.8	**5.16**	2.8
SR10	9/10/2014 3:20	28.55	81.4	**5.27**	**6.5**	SR10	9/10/2014 9:20	28.56	78.6	**5.10**	2.3	SR10	9/10/2014 15:20	28.82	85.4	**5.51**	3.3	SR10	9/10/2014 21:20	28.75	78.9	**5.10**	2.9
SR10	9/10/2014 3:25	28.56	81.1	**5.25**	**7.0**	SR10	9/10/2014 9:25	28.56	79.2	**5.13**	2.9	SR10	9/10/2014 15:25	28.82	85.7	**5.53**	2.5	SR10	9/10/2014 21:25	28.75	77.7	**5.02**	2.7
SR10	9/10/2014 3:30	28.56	79.9	**5.18**	**6.4**	SR10	9/10/2014 9:30	28.55	78.1	**5.06**	2.2	SR10	9/10/2014 15:30	28.85	85.5	**5.52**	2.8	SR10	9/10/2014 21:30	28.76	76.4	**4.94**	2.8
SR10	9/10/2014 3:35	28.56	79.1	**5.13**	**7.5**	SR10	9/10/2014 9:35	28.58	79.3	**5.14**	2.5	SR10	9/10/2014 15:35	28.83	85.1	**5.49**	2.9	SR10	9/10/2014 21:35	28.75	77.5	**5.01**	2.5
SR10	9/10/2014 3:40	28.57	78.9	**5.11**	**7.7**	SR10	9/10/2014 9:40	28.58	78.9	**5.12**	2.2	SR10	9/10/2014 15:40	28.86	85.2	**5.50**	2.9	SR10	9/10/2014 21:40	28.75	78.9	**5.10**	3.0
SR10	9/10/2014 3:45	28.57	78.6	**5.09**	**7.0**	SR10	9/10/2014 9:45	28.58	77.4	**5.02**	2.3	SR10	9/10/2014 15:45	28.86	85.2	**5.50**	2.8	SR10	9/10/2014 21:45	28.75	82.5	**5.33**	3.3
SR10	9/10/2014 3:50	28.56	79.3	**5.14**	**6.9**	SR10	9/10/2014 9:50	28.58	73.9	**4.79**	2.2	SR10	9/10/2014 15:50	28.88	85.0	**5.48**	2.7	SR10	9/10/2014 21:50	28.76	80.4	**5.20**	3.0
SR10	9/10/2014 3:55	28.55	77.7	**5.04**	**6.9**	SR10	9/10/2014 9:55	28.58	74.9	**4.85**	2.6	SR10	9/10/2014 15:55	28.88	84.9	**5.48**	2.6	SR10	9/10/2014 21:55	28.77	82.7	**5.34**	3.3
SR10	9/10/2014 4:00	28.53	77.2	**5.00**	**5.4**	SR10	9/10/2014 10:00	28.58	75.5	**4.90**	2.8	SR10	9/10/2014 16:00	28.90	85.0	**5.49**	3.0	SR10	9/10/2014 22:00	28.76	82.6	**5.34**	3.0
SR10	9/10/2014 4:05	28.55	78.9	**5.11**	**6.2**	SR10	9/10/2014 10:05	28.60	74.1	**4.80**	2.0	SR10	9/10/2014 16:05	28.89	85.0	**5.49**	2.9	SR10	9/10/2014 22:05	28.76	82.7	**5.34**	3.2
SR10	9/10/2014 4:10	28.55	78.9	**5.11**	**7.6**	SR10	9/10/2014 10:10	28.60	76.7	**4.97**	2.1	SR10	9/10/2014 16:10	28.88	85.1	**5.49**	2.6	SR10	9/10/2014 22:10	28.75	82.3	**5.32**	2.9
SR10	9/10/2014 4:15	28.54	78.9	**5.11**	**6.1**	SR10	9/10/2014 10:15	28.60	77.6	**5.03**	2.1	SR10	9/10/2014 16:15	28.88	85.0	**5.49**	2.6	SR10	9/10/2014 22:15	28.74	82.8	**5.35**	2.8
SR10	9/10/2014 4:20	28.54	78.8	**5.11**	**6.6**	SR10	9/10/2014 10:20	28.61	77.5	**5.02**	1.8	SR10	9/10/2014 16:20	28.89	85.1	**5.49**	2.4	SR10	9/10/2014 22:20	28.76	81.8	**5.28**	3.6
SR10	9/10/2014 4:25	28.55	79.0	**5.12**	**6.0**	SR10	9/10/2014 10:25	28.62	77.5	**5.02**	1.6	SR10	9/10/2014 16:25	28.90	85.3	**5.50**	2.6	SR10	9/10/2014 22:25	28.76	81.3	**5.25**	3.2
SR10	9/10/2014 4:30	28.55	78.9	**5.11**	**5.9**	SR10	9/10/2014 10:30	28.70	80.8	**5.23**	2.1	SR10	9/10/2014 16:30	28.89	85.3	**5.51**	2.5	SR10	9/10/2014 22:30	28.75	82.0	**5.30**	3.2
SR10	9/10/2014 4:35	28.51	78.4	**5.09**	**5.3**	SR10	9/10/2014 10:35	28.69	80.1	**5.19**	2.6	SR10	9/10/2014 16:35	28.89	85.0	**5.49**	2.5	SR10	9/10/2014 22:35	28.76	80.8	**5.22**	3.4
SR10	9/10/2014 4:40	28.52	78.2	**5.07**	**6.5**	SR10	9/10/2014 10:40	28.75	80.0	**5.17**	2.2	SR10	9/10/2014 16:40	28.85	85.2	**5.50**	2.6	SR10	9/10/2014 22:40	28.74	79.2	**5.12**	2.9
SR10	9/10/2014 4:45	28.51	77.2	**5.01**	**5.0**	SR10	9/10/2014 10:45	28.74	80.8	**5.23**	2.1	SR10	9/10/2014 16:45	28.85	85.2	**5.50**	2.5	SR10	9/10/2014 22:45	28.74	81.3	**5.25**	**4.8**
SR10	9/10/2014 4:50	28.50	76.8	**4.99**	4.3	SR10	9/10/2014 10:50	28.78	81.4	**5.26**	2.2	SR10	9/10/2014 16:50	28.82	85.0	**5.48**	3.3	SR10	9/10/2014 22:50	28.74	80.1	**5.18**	3.8
SR10	9/10/2014 4:55	28.52	76.5	**4.96**	4.0	SR10	9/10/2014 10:55	28.75	80.2	**5.19**	1.8	SR10	9/10/2014 16:55	28.85	85.8	**5.53**	3.3	SR10	9/10/2014 22:55	28.72	82.4	**5.33**	4.7
SR10	9/10/2014 5:00	28.52	76.1	**4.94**	**5.5**	SR10	9/10/2014 11:00	28.84	80.5	**5.20**	1.8	SR10	9/10/2014 17:00	28.85	85.6	**5.52**	2.8	SR10	9/10/2014 23:00	28.71	82.6	**5.34**	**5.2**
SR10	9/10/2014 5:05	28.49	76.3	**4.95**	**4.9**	SR10	9/10/2014 11:05	28.71	76.9	**4.97**	2.2	SR10	9/10/2014 17:05	28.85	84.9	**5.47**	2.6	SR10	9/10/2014 23:05	28.73	80.5	**5.20**	4.0
SR10	9/10/2014 5:10	28.49	76.8	**4.99**	4.6	SR10	9/10/2014 11:10	28.69	73.2	**4.73**	2.2	SR10	9/10/2014 17:10	28.85	84.2	**5.43**	2.7	SR10	9/10/2014 23:10	28.70	82.8	**5.35**	**4.9**
SR10	9/10/2014 5:15	28.56	80.8	**5.23**	**6.7**	SR10	9/10/2014 11:15	28.68	70.8	**4.58**	2.3	SR10	9/10/2014 17:15	28.83	84.3	**5.44**	2.5	SR10	9/10/2014 23:15	28.72	82.0	**5.30**	4.5
SR10	9/10/2014 5:20	28.55	80.9	**5.24**	**5.6**	SR10	9/10/2014 11:20	28.67	76.7	**4.96**	2.7	SR10	9/10/2014 17:20	28.83	83.8	**5.40**	3.2	SR10	9/10/2014 23:20	28.71	81.9	**5.29**	4.3
SR10	9/10/2014 5:25	28.52	78.3	**5.08**	**6.0**	SR10	9/10/2014 11:25	28.66	75.0	**4.85**	2.6	SR10	9/10/2014 17:25	28.81	83.7	**5.40**	2.5	SR10	9/10/2014 23:25	28.73	78.9	**5.10**	3.8
SR10	9/10/2014 5:30	28.50	78.7	**5.11**	**4.9**	SR10	9/10/2014 11:30	28.67	73.8	**4.77**	2.7	SR10	9/10/2014 17:30	28.80	83.3	**5.38**	2.7	SR10	9/10/2014 23:30	28.71	81.7	**5.27**	4.7
SR10	9/10/2014 5:35	28.49	78.8	**5.11**	**10.4**	SR10	9/10/2014 11:35	28.67	72.4	**4.68**	2.8	SR10	9/10/2014 17:35	28.78	82.5	**5.33**	2.1	SR10	9/10/2014 23:35	28.72	75.1	**4.85**	3.3
SR10	9/10/2014 5:40	28.50	79.1	**5.13**	**6.8**	SR10	9/10/2014 11:40	28.67	71.8	**4.64**	3.2	SR10	9/10/2014 17:40	28.78	83.7	**5.41**	2.7	SR10	9/10/2014 23:40	28.73	76.3	**4.93**	3.3
SR10	9/10/2014 5:45	28.50	73.5	**4.77**	**4.8**	SR10	9/10/2014 11:45	28.67	71.1	**4.60**	2.9	SR10	9/10/2014 17:45	28.78	82.6	**5.33**	1.9	SR10	9/10/2014 23:45	28.72	73.0	**4.71**	3.2
SR10	9/10/2014 5:50	28.50	72.1	**4.67**	4.5	SR10	9/10/2014 11:50	28.68	71.1	**4.60**	3.4	SR10	9/10/2014 17:50	28.79	82.0	**5.29**	1.7	SR10	9/10/2014 23:50	28.71	73.4	**4.74**	2.8
SR10	9/10/2014 5:55	28.44	79.1	**5.13**	3.7	SR10	9/10/2014 11:55	28.71	69.2	**4.47**	2.5	SR10	9/10/2014 17:55	28.78	81.1	**5.24**	1.7	SR10	9/10/2014 23:55	28.70	72.5	**4.69**	3.0

Station	Timestamp	Temp (° C)	DO (%)	DO (mg/L)	Tur (NTU)	Station	Timestamp	Temp (° C)	DO (%)	DO (mg/L)	Tur (NTU)	Station	Timestamp	Temp (° C)	DO (%)	DO (mg/L)	Tur (NTU)	Station	Timestamp	Temp (°C)	DO (%)	DO (mg/L)	Tur (NTU)
SR11	9/10/2014 0:00	28.61	75.8	**5.01**	**9.9**	SR11	9/10/2014 6:00	28.54	67.1	**4.45**	3.2	SR11	9/10/2014 12:00	28.70	79.9	**5.29**	1.8	SR11	9/10/2014 18:00	28.82	77.0	**5.02**	0.3
SR11	9/10/2014 0:05	28.59	76.3	**5.05**	3.9	SR11	9/10/2014 6:05	28.54	66.9	**4.43**	3.8	SR11	9/10/2014 12:05	28.68	78.4	**5.19**	1.7	SR11	9/10/2014 18:05	28.81	80.0	**5.22**	0.2
SR11	9/10/2014 0:10	28.58	74.9	**4.95**	1.8	SR11	9/10/2014 6:10	28.55	64.4	**4.27**	4.5	SR11	9/10/2014 12:10	28.71	67.0	**4.43**	1.3	SR11	9/10/2014 18:10	28.81	79.1	**5.16**	0.5
SR11	9/10/2014 0:15	28.58	74.4	**4.92**	3.2	SR11	9/10/2014 6:15	28.56	63.4	**4.20**	2.9	SR11	9/10/2014 12:15	28.71	71.1	**4.71**	1.5	SR11	9/10/2014 18:15	28.81	83.3	**5.43**	0.7
SR11	9/10/2014 0:20	28.57	75.8	**5.01**	2.3	SR11	9/10/2014 6:20	28.54	61.1	**4.05**	2.2	SR11	9/10/2014 12:20	28.70	63.9	**4.23**	1.2	SR11	9/10/2014 18:20	28.81	77.5	**5.05**	0.7
SR11	9/10/2014 0:25	28.57	75.0	**4.96**	3.4	SR11	9/10/2014 6:25	28.51	61.2	**4.07**	4.4	SR11	9/10/2014 12:25	28.71	66.6	**4.41**	1.2	SR11	9/10/2014 18:25	28.80	79.5	**5.19**	1.3
SR11	9/10/2014 0:30	28.57	75.2	**4.98**	1.9	SR11	9/10/2014 6:30	28.51	62.2	**4.13**	**6.1**	SR11	9/10/2014 12:30	28.69	67.3	**4.45**	1.4	SR11	9/10/2014 18:30	28.80	82.2	**5.36**	0.4
SR11	9/10/2014 0:35	28.57	75.5	**5.00**	3.1	SR11	9/10/2014 6:35	28.55	62.4	**4.14**	3.4	SR11	9/10/2014 12:35	28.70	66.7	**4.42**	1.1	SR11	9/10/2014 18:35	28.80	83.1	**5.42**	0.7
SR11	9/10/2014 0:40	28.61	74.9	**4.95**	**6.0**	SR11	9/10/2014 6:40	28.53	59.3	**3.93**	**5.7**	SR11	9/10/2014 12:40	28.70	65.1	**4.31**	1.3	SR11	9/10/2014 18:40	28.78	84.0	**5.48**	0.6
SR11	9/10/2014 0:45	28.56	73.0	**4.82**	2.4	SR11	9/10/2014 6:45	28.52	60.2	**3.99**	**6.4**	SR11	9/10/2014 12:45	28.69	63.0	**4.17**	1.7	SR11	9/10/2014 18:45	28.77	83.0	**5.41**	1.0
SR11	9/10/2014 0:50	28.57	73.2	**4.84**	2.7	SR11	9/10/2014 6:50	28.56	60.8	**4.03**	**5.2**	SR11	9/10/2014 12:50	28.70	64.9	**4.29**	1.4	SR11	9/10/2014 18:50	28.78	85.0	**5.55**	0.6
SR11	9/10/2014 0:55	28.59	75.3	**4.97**	2.2	SR11	9/10/2014 6:55	28.53	59.5	**3.95**	2.1	SR11	9/10/2014 12:55	28.70	62.6	**4.14**	1.7	SR11	9/10/2014 18:55	28.80	85.2	**5.55**	0.6
SR11	9/10/2014 1:00	28.57	74.0	**4.89**	2.8	SR11	9/10/2014 7:00	28.56	61.9	**4.10**	2.5	SR11	9/10/2014 13:00	28.72	64.6	**4.27**	0.9	SR11	9/10/2014 19:00	28.80	81.9	**5.34**	0.8
SR11	9/10/2014 1:05	28.59	72.2	**4.77**	4.4	SR11	9/10/2014 7:05	28.54	61.4	**4.07**	2.4	SR11	9/10/2014 13:05	28.71	63.6	**4.20**	1.1	SR11	9/10/2014 19:05	28.84	84.7	**5.52**	0.5
SR11	9/10/2014 1:10	28.58	73.8	**4.88**	3.5	SR11	9/10/2014 7:10	28.55	68.4	**4.53**	4.4	SR11	9/10/2014 13:10	28.71	62.6	**4.15**	1.8	SR11	9/10/2014 19:10	28.83	84.2	**5.49**	0.7
SR11	9/10/2014 1:15	28.58	73.6	**4.87**	3.2	SR11	9/10/2014 7:15	28.56	63.4	**4.19**	2.2	SR11	9/10/2014 13:15	28.71	63.8	**4.22**	1.2	SR11	9/10/2014 19:15	28.82	83.7	**5.46**	0.6
SR11	9/10/2014 1:20	28.61	71.0	**4.69**	**6.7**	SR11	9/10/2014 7:20	28.53	63.9	**4.23**	**4.9**	SR11	9/10/2014 13:20	28.73	61.8	**4.09**	1.2	SR11	9/10/2014 19:20	28.82	86.5	**5.64**	0.6
SR11	9/10/2014 1:25	28.57	72.1	**4.76**	2.5	SR11	9/10/2014 7:25	28.55	60.7	**4.02**	3.2	SR11	9/10/2014 13:25	28.72	63.2	**4.18**	1.2	SR11	9/10/2014 19:25	28.81	85.3	**5.56**	0.7
SR11	9/10/2014 1:30	28.58	73.1	**4.83**	2.6	SR11	9/10/2014 7:30	28.57	68.7	**4.55**	**5.6**	SR11	9/10/2014 13:30	28.72	61.7	**4.09**	1.2	SR11	9/10/2014 19:30	28.81	86.1	**5.61**	0.8
SR11	9/10/2014 1:35	28.56	72.1	**4.77**	**5.1**	SR11	9/10/2014 7:35	28.54	63.5	**4.21**	4.1	SR11	9/10/2014 13:35	28.71	64.9	**4.29**	0.9	SR11	9/10/2014 19:35	28.83	87.8	**5.72**	0.5
SR11	9/10/2014 1:40	28.54	70.4	**4.65**	3.2	SR11	9/10/2014 7:40	28.55	65.9	**4.36**	2.4	SR11	9/10/2014 13:40	28.74	67.8	**4.48**	1.0	SR11	9/10/2014 19:40	28.84	87.4	**5.70**	0.7
SR11	9/10/2014 1:45	28.58	70.6	**4.67**	**5.5**	SR11	9/10/2014 7:45	28.55	66.3	**4.39**	4.0	SR11	9/10/2014 13:45	28.75	67.0	**4.43**	0.7	SR11	9/10/2014 19:45	28.84	84.5	**5.51**	0.9
SR11	9/10/2014 1:50	28.54	69.6	**4.61**	1.4	SR11	9/10/2014 7:50	28.55	64.4	**4.26**	1.6	SR11	9/10/2014 13:50	28.74	62.8	**4.16**	1.3	SR11	9/10/2014 19:50	28.83	82.3	**5.36**	0.9
SR11	9/10/2014 1:55	28.55	71.2	**4.71**	1.9	SR11	9/10/2014 7:55	28.55	62.1	**4.11**	**5.0**	SR11	9/10/2014 13:55	28.82	73.8	**4.88**	0.9	SR11	9/10/2014 19:55	28.83	86.2	**5.62**	0.9
SR11	9/10/2014 2:00	28.54	70.1	**4.65**	1.7	SR11	9/10/2014 8:00	28.56	67.2	**4.45**	4.4	SR11	9/10/2014 14:00	28.75	61.4	**4.06**	1.2	SR11	9/10/2014 20:00	28.83	80.4	**5.24**	1.1
SR11	9/10/2014 2:05	28.54	69.5	**4.60**	2.0	SR11	9/10/2014 8:05	28.48	77.8	**5.17**	4.4	SR11	9/10/2014 14:05	28.77	64.3	**4.24**	1.1	SR11	9/10/2014 20:05	28.82	82.2	**5.36**	1.1
SR11	9/10/2014 2:10	28.54	70.0	**4.63**	1.7	SR11	9/10/2014 8:10	28.50	78.2	**5.19**	2.9	SR11	9/10/2014 14:10	28.74	62.7	**4.14**	1.4	SR11	9/10/2014 20:10	28.82	81.6	**5.32**	1.0
SR11	9/10/2014 2:15	28.53	70.9	**4.69**	1.5	SR11	9/10/2014 8:15	28.50	78.7	**5.22**	4.1	SR11	9/10/2014 14:15	28.74	62.6	**4.14**	1.1	SR11	9/10/2014 20:15	28.82	81.4	**5.30**	1.0
SR11	9/10/2014 2:20	28.54	71.8	**4.75**	1.6	SR11	9/10/2014 8:20	28.52	79.2	**5.26**	2.6	SR11	9/10/2014 14:20	28.75	63.0	**4.17**	0.8	SR11	9/10/2014 20:20	28.81	81.7	**5.32**	0.9
SR11	9/10/2014 2:25	28.53	71.2	**4.71**	1.9	SR11	9/10/2014 8:25	28.53	79.5	**5.28**	2.7	SR11	9/10/2014 14:25	28.74	63.7	**4.21**	0.9	SR11	9/10/2014 20:25	28.77	84.7	**5.52**	1.3
SR11	9/10/2014 2:30	28.46	71.8	**4.75**	1.0	SR11	9/10/2014 8:30	28.54	79.4	**5.27**	3.7	SR11	9/10/2014 14:30	28.74	64.4	**4.26**	0.9	SR11	9/10/2014 20:30	28.79	81.3	**5.30**	1.1
SR11	9/10/2014 2:35	28.50	72.8	**4.82**	1.6	SR11	9/10/2014 8:35	28.53	79.5	**5.28**	2.9	SR11	9/10/2014 14:35	28.73	64.4	**4.26**	0.7	SR11	9/10/2014 20:35	28.77	81.7	**5.33**	1.3
SR11	9/10/2014 2:40	28.53	69.4	**4.59**	2.2	SR11	9/10/2014 8:40	28.55	79.6	**5.28**	**5.7**	SR11	9/10/2014 14:40	28.73	66.8	**4.42**	0.7	SR11	9/10/2014 20:40	28.78	80.6	**5.26**	1.2
SR11	9/10/2014 2:45	28.52	70.6	**4.67**	2.3	SR11	9/10/2014 8:45	28.55	79.9	**5.30**	3.2	SR11						SR11	9/10/2014 20:45	28.75	80.8	**5.27**	1.2
SR11	9/10/2014 2:50	28.51	69.5	**4.60**	2.6	SR11	9/10/2014 8:50	28.55	80.1	**5.31**	2.5	SR11						SR11	9/10/2014 20:50	28.75	81.1	**5.29**	1.3
SR11	9/10/2014 2:55	28.48	68.2	**4.51**	2.3	SR11	9/10/2014 8:55	28.56	79.7	**5.29**	3.3	SR11						SR11	9/10/2014 20:55	28.72	83.0	**5.42**	1.7
SR11	9/10/2014 3:00	28.50	68.2	**4.51**	3.1	SR11	9/10/2014 9:00	28.56	80.1	**5.32**	2.6	SR11						SR11	9/10/2014 21:00	28.73	80.5	**5.25**	1.8
SR11	9/10/2014 3:05	28.51	66.7	**4.41**	2.6	SR11	9/10/2014 9:05	28.57	80.0	**5.31**	2.6	SR11	9/10/2014 15:05	28.80	75.8	**4.92**	0.4	SR11	9/10/2014 21:05	28.73	79.7	**5.20**	1.9
SR11	9/10/2014 3:10	28.53	67.7	**4.48**	3.3	SR11	9/10/2014 9:10	28.58	80.2	**5.32**	2.6	SR11	9/10/2014 15:10	28.82	78.7	**5.11**	0.6	SR11	9/10/2014 21:10	28.72	81.7	**5.33**	1.6
SR11	9/10/2014 3:15	28.49	66.2	**4.38**	2.7	SR11	9/10/2014 9:15	28.59	80.4	**5.33**	3.1	SR11	9/10/2014 15:15	28.80	79.4	**5.16**	0.5	SR11	9/10/2014 21:15	28.73	80.1	**5.23**	1.7
SR11	9/10/2014 3:20	28.50	67.6	**4.47**	3.0	SR11	9/10/2014 9:20	28.60	80.8	**5.35**	2.2	SR11	9/10/2014 15:20	28.81	78.9	**5.12**	0.5	SR11	9/10/2014 21:20	28.73	83.0	**5.42**	1.6
SR11	9/10/2014 3:25	28.55	69.1	**4.57**	3.8	SR11	9/10/2014 9:25	28.60	81.1	**5.37**	2.4	SR11	9/10/2014 15:25	28.83	80.0	**5.19**	0.6	SR11	9/10/2014 21:25	28.73	83.2	**5.44**	1.8
SR11	9/10/2014 3:30	28.43	66.6	**4.41**	3.0	SR11	9/10/2014 9:30	28.60	80.8	**5.35**	2.6	SR11	9/10/2014 15:30	28.83	79.5	**5.16**	0.5	SR11	9/10/2014 21:30	28.71	82.8	**5.40**	1.7
SR11	9/10/2014 3:35	28.45	65.3	**4.32**	4.2	SR11	9/10/2014 9:35	28.61	80.8	**5.36**	2.9	SR11	9/10/2014 15:35	28.82	77.8	**5.06**	0.3	SR11	9/10/2014 21:35	28.72	81.4	**5.31**	1.7
SR11	9/10/2014 3:40	28.45	67.0	**4.44**	3.8	SR11	9/10/2014 9:40	28.61	80.8	**5.36**	2.3	SR11	9/10/2014 15:40	28.85	80.4	**5.23**	0.5	SR11	9/10/2014 21:40	28.73	82.4	**5.38**	1.5
SR11	9/10/2014 3:45	28.39	65.2	**4.32**	2.6	SR11	9/10/2014 9:45	28.61	80.7	**5.35**	2.2	SR11	9/10/2014 15:45	28.82	77.9	**5.07**	0.2	SR11	9/10/2014 21:45	28.73	83.5	**5.46**	1.6
SR11	9/10/2014 3:50	28.43	64.0	**4.24**	3.0	SR11	9/10/2014 9:50	28.61	80.5	**5.33**	2.2	SR11	9/10/2014 15:50	28.79	72.2	**4.70**	0.5	SR11	9/10/2014 21:50	28.74	83.4	**5.44**	1.7
SR11	9/10/2014 3:55	28.45	65.6	**4.35**	3.8	SR11	9/10/2014 9:55	28.63	81.2	**5.38**	2.4	SR11	9/10/2014 15:55	28.80	73.5	**4.79**	0.2	SR11	9/10/2014 21:55	28.74	83.6	**5.46**	1.6
SR11	9/10/2014 4:00	28.46	66.5	**4.41**	2.3	SR11	9/10/2014 10:00	28.65	81.1	**5.37**	2.2	SR11	9/10/2014 16:00	28.82	74.1	**4.82**	0.4	SR11	9/10/2014 22:00	28.73	82.8	**5.41**	1.8
SR11	9/10/2014 4:05	28.42	63.9	**4.24**	3.4	SR11	9/10/2014 10:05	28.63	81.1	**5.37**	2.3	SR11	9/10/2014 16:05	28.80	72.6	**4.73**	0.1	SR11	9/10/2014 22:05	28.74	83.3	**5.44**	1.8
SR11	9/10/2014 4:10	28.43	63.9	**4.23**	**4.8**	SR11	9/10/2014 10:10	28.67	81.4	**5.39**	2.1	SR11	9/10/2014 16:10	28.81	76.5	**4.98**	0.2	SR11	9/10/2014 22:10	28.73	82.0	**5.35**	1.6
SR11	9/10/2014 4:15	28.46	63.6	**4.21**	4.0	SR11	9/10/2014 10:15	28.66	81.0	**5.37**	1.9	SR11	9/10/2014 16:15	28.80	74.9	**4.88**	0.4	SR11	9/10/2014 22:15	28.68	83.7	**5.47**	2.0
SR11	9/10/2014 4:20	28.46	64.3	**4.25**	**5.5**	SR11	9/10/2014 10:20	28.69	81.2	**5.38**	1.8	SR11	9/10/2014 16:20	28.81	74.1	**4.82**	0.4	SR11	9/10/2014 22:20	28.71	82.6	**5.40**	2.2
SR11	9/10/2014 4:25	28.45	62.2	**4.12**	3.4	SR11	9/10/2014 10:25	28.71	81.5	**5.39**	2.1	SR11	9/10/2014 16:25	28.83	74.1	**4.82**	0.3	SR11	9/10/2014 22:25	28.70	81.2	**5.31**	1.9
SR11	9/10/2014 4:30	28.44	64.2	**4.25**	3.4	SR11	9/10/2014 10:30	28.72	81.7	**5.41**	2.1	SR11	9/10/2014 16:30	28.82	77.6	**5.05**	0.2	SR11	9/10/2014 22:30	28.70	81.3	**5.31**	2.0
SR11	9/10/2014 4:35	28.49	64.8	**4.29**	4.2	SR11	9/10/2014 10:35	28.73	81.7	**5.40**	1.9	SR11	9/10/2014 16:35	28.84	71.4	**4.65**	0.5	SR11	9/10/2014 22:35	28.72	78.5	**5.12**	2.5
SR11	9/10/2014 4:40	28.46	65.0	**4.31**	4.2	SR11	9/10/2014 10:40	28.74	81.1	**5.36**	4.4	SR11	9/10/2014 16:40	28.84	76.8	**5.00**	0.1	SR11	9/10/2014 22:40	28.72	74.4	**4.86**	2.5
SR11	9/10/2014 4:45	28.48	63.2	**4.18**	4.0	SR11	9/10/2014 10:45	28.78	80.0	**5.28**	1.6	SR11	9/10/2014 16:45	28.86	75.8	**4.94**	0.2	SR11	9/10/2014 22:45	28.72	72.0	**4.70**	3.1
SR11	9/10/2014 4:50	28.48	61.7	**4.09**	2.9	SR11	9/10/2014 10:50	28.80	80.4	**5.31**	1.6	SR11	9/10/2014 16:50	28.83	72.8	**4.74**	0.3	SR11	9/10/2014 22:50	28.72	70.5	**4.61**	2.8
SR11	9/10/2014 4:55	28.40	62.7	**4.16**	4.6	SR11	9/10/2014 10:55	28.85	81.0	**5.35**	1.5	SR11	9/10/2014 16:55	28.84	77.2	**5.02**	0.1	SR11	9/10/2014 22:55	28.72	69.8	**4.56**	3.1
SR11	9/10/2014 5:00	28.54	65.5	**4.33**	**5.3**	SR11	9/10/2014 11:00	28.85	81.5	**5.38**	1.7	SR11	9/10/2014 17:00	28.84	73.2	**4.77**	0.5	SR11	9/10/2014 23:00	28.72	67.6	**4.42**	2.0
SR11	9/10/2014 5:05	28.52	64.3	**4.25**	**5.4**	SR11	9/10/2014 11:05	28.88	81.8	**5.40**	1.7	SR11	9/10/2014 17:05	28.86	73.8	**4.81**	0.4	SR11	9/10/2014 23:05	28.71	67.7	**4.42**	2.3
SR11	9/10/2014 5:10	28.51	64.9	**4.29**	2.4	SR11	9/10/2014 11:10	28.88	81.8	**5.40**	1.6	SR11	9/10/2014 17:10	28.84	73.8	**4.81**	0.3	SR11	9/10/2014 23:10	28.72	67.9	**4.44**	1.8
SR11	9/10/2014 5:15	28.48	60.1	**3.98**	3.2	SR11	9/10/2014 11:15	28.83	81.6	**5.39**	1.6	SR11	9/10/2014 17:15	28.85	75.2	**4.90**	0.5	SR11	9/10/2014 23:15	28.71	65.7	**4.29**	1.3
SR11	9/10/2014 5:20	28.51	62.8	**4.16**	3.9	SR11	9/10/2014 11:20	28.93	82.0	**5.40**	1.4	SR11	9/10/2014 17:20	28.88	75.2	**4.90**	0.1	SR11	9/10/2014 23:20	28.72	67.5	**4.41**	1.4
SR11	9/10/2014 5:25	28.55	64.4	**4.25**	3.7	SR11	9/10/2014 11:25	28.95	82.2	**5.41**	1.8	SR11	9/10/2014 17:25	28.88	76.6	**4.99**	0.1	SR11	9/10/2014 23:25	28.73	68.7	**4.49**	1.7
SR11	9/10/2014 5:30	28.57	66.7	**4.41**	**6.9**	SR11	9/10/2014 11:30	28.96	80.5	**5.31**	1.8	SR11	9/10/2014 17:30	28.86	76.0	**4.95**	0.1	SR11	9/10/2014 23:30	28.73	68.1	**4.45**	1.2
SR11	9/10/2014 5:35	28.50	61.9	**4.09**	**5.8**	SR11	9/10/2014 11:35	28.86	81.3	**5.37**	1.6	SR11	9/10/2014 17:35	28.83	69.8	**4.55**	0.9	SR11	9/10/2014 23:35	28.74	69.7	**4.55**	1.5
SR11	9/10/2014 5:40	28.58	68.2	**4.50**	**8.0**	SR11	9/10/2014 11:40	28.76	80.7	**5.34**	1.6	SR11	9/10/2014 17:40	28.84	70.3	**4.58**	0.7	SR11	9/10/2014 23:40	28.73	70.2	**4.58**	1.1
SR11	9/10/2014 5:45	28.49	64.5	**4.27**	3.5	SR11	9/10/2014 11:45	28.78	80.4	**5.32**	2.4	SR11	9/10/2014 17:45	28.79	71.6	**4.67**	1.5	SR11	9/10/2014 23:45	28.71	72.2	**4.72**	1.2
SR11	9/10/2014 5:50	28.52	65.4	**4.33**	2.1	SR11	9/10/2014 11:50	28.78	80.6	**5.34**	2.0	SR11	9/10/2014 17:50	28.84	71.9	**4.68**	0.6	SR11	9/10/2014 23:50	28.70	72.5	**4.74**	1.5
SR11	9/10/2014 5:55	28.55	66.5	**4.40**	2.3	SR11	9/10/2014 11:55	28.71	79.8	**5.29**	1.6	SR11	9/10/2014 17:55	28.82	72.4	**4.72**	1.0	SR11	9/10/2014 23:55	28.70	70.0	**4.57**	1.5

Station	Timestamp	Temp (° C)	DO (%)	DO (mg/L)	Tur (NTU)	Station	Timestamp	Temp (° C)	DO (%)	DO (mg/L)	Tur (NTU)	Station	Timestamp	Temp (° C)	DO (%)	DO (mg/L)	Tur (NTU)	Station	Timestamp	Temp (°C)	DO (%)	DO (mg/L)	Tur (NTU)
SR12	9/10/2014 0:01	28.79	67.4	4.37	5.1	SR12	9/10/2014 6:01	28.71	67.6	4.38	9.4	SR12	9/10/2014 12:01	28.81	69.4	4.49	5.5	SR12	9/10/2014 18:01	28.76	68.9	4.46	9.1
SR12	9/10/2014 0:06	28.78	68.5	4.43	5.6	SR12	9/10/2014 6:06	28.72	67.2	4.36	9.6	SR12	9/10/2014 12:06	28.82	69.3	4.49	6.1	SR12	9/10/2014 18:06	28.76	68.5	4.44	8.3
SR12	9/10/2014 0:11	28.78	67.7	4.39	5.2	SR12	9/10/2014 6:11	28.70	66.9	4.34	9.8	SR12	9/10/2014 12:11	28.81	69.8	4.52	6.5	SR12	9/10/2014 18:11	28.76	68.1	4.41	8.9
SR12	9/10/2014 0:16	28.78	68.0	4.40	6.1	SR12	9/10/2014 6:16	28.71	67.1	4.35	8.6	SR12	9/10/2014 12:16	28.79	69.6	4.51	7.1	SR12	9/10/2014 18:16	28.75	68.8	4.46	8.3
SR12	9/10/2014 0:21	28.78	67.7	4.39	6.1	SR12	9/10/2014 6:21	28.71	67.3	4.36	8.5	SR12	9/10/2014 12:21	28.79	69.2	4.48	8.4	SR12	9/10/2014 18:21	28.76	68.6	4.45	9.2
SR12	9/10/2014 0:26	28.78	69.0	4.47	7.7	SR12	9/10/2014 6:26	28.69	67.2	4.36	8.0	SR12	9/10/2014 12:26	28.80	69.6	4.51	7.3	SR12	9/10/2014 18:26	28.75	68.4	4.43	9.1
SR12	9/10/2014 0:31	28.78	68.0	4.40	6.7	SR12	9/10/2014 6:31	28.71	67.6	4.38	8.4	SR12	9/10/2014 12:31	28.78	69.6	4.51	7.7	SR12	9/10/2014 18:31	28.74	68.6	4.44	8.4
SR12	9/10/2014 0:36	28.78	68.1	4.41	6.5	SR12	9/10/2014 6:36	28.68	67.5	4.38	6.8	SR12	9/10/2014 12:36	28.80	69.4	4.49	6.9	SR12	9/10/2014 18:36	28.75	67.9	4.40	8.7
SR12	9/10/2014 0:41	28.77	68.8	4.45	8.2	SR12	9/10/2014 6:41	28.70	67.0	4.34	8.3	SR12	9/10/2014 12:41	28.79	69.3	4.49	8.2	SR12	9/10/2014 18:41	28.74	67.8	4.39	9.2
SR12	9/10/2014 0:46	28.77	68.6	4.44	8.5	SR12	9/10/2014 6:46	28.71	67.0	4.34	8.3	SR12	9/10/2014 12:46	28.79	69.4	4.49	7.9	SR12	9/10/2014 18:46	28.74	68.3	4.43	8.3
SR12	9/10/2014 0:51	28.76	69.0	4.47	6.9	SR12	9/10/2014 6:51	28.69	65.8	4.27	7.4	SR12	9/10/2014 12:51	28.78	70.1	4.54	8.6	SR12	9/10/2014 18:51	28.74	68.5	4.44	8.4
SR12	9/10/2014 0:56	28.77	68.7	4.45	8.0	SR12	9/10/2014 6:56	28.69	66.4	4.30	**12.4**	SR12	9/10/2014 12:56	28.78	70.0	4.54	8.9	SR12	9/10/2014 18:56	28.74	69.1	4.48	8.3
SR12	9/10/2014 1:01	28.77	68.5	4.44	7.9	SR12	9/10/2014 7:01	28.70	67.0	4.34	**11.4**	SR12	9/10/2014 13:01	28.79	69.3	4.49	8.3	SR12	9/10/2014 19:01	28.73	68.7	4.45	8.2
SR12	9/10/2014 1:06	28.77	68.9	4.47	8.0	SR12	9/10/2014 7:06	28.69	66.7	4.33	**12.5**	SR12	9/10/2014 13:06	28.77	70.4	4.56	9.2	SR12	9/10/2014 19:06	28.74	68.0	4.41	7.4
SR12	9/10/2014 1:11	28.77	68.6	4.45	7.6	SR12	9/10/2014 7:11	28.69	66.1	4.29	**12.4**	SR12	9/10/2014 13:11	28.77	69.9	4.53	9.8	SR12	9/10/2014 19:11	28.74	67.2	4.35	7.6
SR12	9/10/2014 1:16	28.77	68.4	4.43	7.8	SR12	9/10/2014 7:16	28.69	66.8	4.33	**13.2**	SR12	9/10/2014 13:16	28.77	69.9	4.53	8.8	SR12	9/10/2014 19:16	28.74	67.4	4.37	7.5
SR12	9/10/2014 1:21	28.77	69.4	4.50	7.9	SR12	9/10/2014 7:21	28.70	66.2	4.29	**12.3**	SR12	9/10/2014 13:21	28.77	70.1	4.54	**10.7**	SR12	9/10/2014 19:21	28.73	67.8	4.39	8.4
SR12	9/10/2014 1:26	28.77	68.8	4.46	8.0	SR12	9/10/2014 7:26	28.70	65.8	4.26	9.5	SR12	9/10/2014 13:26	28.77	69.8	4.53	9.5	SR12	9/10/2014 19:26	28.73	68.2	4.42	7.9
SR12	9/10/2014 1:31	28.77	69.0	4.47	8.0	SR12	9/10/2014 7:31	28.70	65.8	4.26	**17.5**	SR12	9/10/2014 13:31	28.77	69.8	4.52	9.5	SR12	9/10/2014 19:31	28.72	67.6	4.38	6.8
SR12	9/10/2014 1:36	28.77	68.8	4.46	8.1	SR12	9/10/2014 7:36	28.69	66.5	4.31	**14.9**	SR12	9/10/2014 13:36	28.77	70.2	4.55	9.0	SR12	9/10/2014 19:36	28.73	67.9	4.40	6.9
SR12	9/10/2014 1:41	28.78	69.0	4.47	8.4	SR12	9/10/2014 7:41	28.70	65.8	4.27	**15.2**	SR12	9/10/2014 13:41	28.77	70.8	4.59	8.4	SR12	9/10/2014 19:41	28.71	67.8	4.39	6.5
SR12	9/10/2014 1:46	28.77	69.3	4.49	8.6	SR12	9/10/2014 7:46	28.70	66.0	4.27	**16.4**	SR12	9/10/2014 13:46	28.76	70.0	4.54	**10.1**	SR12	9/10/2014 19:46	28.73	66.3	4.30	7.3
SR12	9/10/2014 1:51	28.77	68.4	4.43	8.8	SR12	9/10/2014 7:51	28.71	65.1	4.22	**13.8**	SR12	9/10/2014 13:51	28.76	70.2	4.55	**10.0**	SR12	9/10/2014 19:51	28.74	65.6	4.25	7.3
SR12	9/10/2014 1:56	28.78	68.7	4.45	**11.0**	SR12	9/10/2014 7:56	28.71	64.9	4.21	**13.8**	SR12	9/10/2014 13:56	28.76	70.3	4.56	9.8	SR12	9/10/2014 19:56	28.74	65.4	4.24	8.2
SR12	9/10/2014 2:01	28.79	69.4	4.49	**10.4**	SR12	9/10/2014 8:01	28.71	65.7	4.26	6.8	SR12	9/10/2014 14:01	28.76	69.7	4.52	**10.8**	SR12	9/10/2014 20:01	28.74	65.6	4.25	7.4
SR12	9/10/2014 2:06	28.80	70.2	4.55	9.9	SR12	9/10/2014 8:06	28.68	65.7	4.26	**10.6**	SR12	9/10/2014 14:06	28.75	69.8	4.53	**10.3**	SR12	9/10/2014 20:06	28.74	64.9	4.21	6.7
SR12	9/10/2014 2:11	28.79	70.2	4.55	9.9	SR12	9/10/2014 8:11	28.69	65.5	4.24	**11.0**	SR12	9/10/2014 14:11	28.75	70.2	4.55	**10.0**	SR12	9/10/2014 20:11	28.72	65.9	4.27	6.8
SR12	9/10/2014 2:16	28.79	70.1	4.54	**10.4**	SR12	9/10/2014 8:16	28.70	64.9	4.21	**11.9**	SR12	9/10/2014 14:16	28.75	70.3	4.56	**10.1**	SR12	9/10/2014 20:16	28.72	65.8	4.27	6.1
SR12	9/10/2014 2:21	28.79	70.0	4.53	**10.2**	SR12	9/10/2014 8:21	28.70	64.6	4.19	**10.4**	SR12	9/10/2014 14:21	28.74	70.7	4.59	**10.1**	SR12	9/10/2014 20:21	28.73	63.9	4.14	6.2
SR12	9/10/2014 2:26	28.79	69.5	4.50	**11.8**	SR12	9/10/2014 8:26	28.68	67.5	4.37	9.2	SR12	9/10/2014 14:26	28.74	70.3	4.56	**10.6**	SR12	9/10/2014 20:26	28.73	65.9	4.27	7.1
SR12	9/10/2014 2:31	28.78	70.8	4.59	**13.4**	SR12	9/10/2014 8:31	28.68	67.1	4.35	9.3	SR12	9/10/2014 14:31	28.74	70.3	4.56	**10.5**	SR12	9/10/2014 20:31	28.73	65.8	4.27	6.8
SR12	9/10/2014 2:36	28.77	71.0	4.60	**13.6**	SR12	9/10/2014 8:36	28.69	66.4	4.30	8.6	SR12	9/10/2014 14:36	28.74	69.9	4.53	**10.5**	SR12	9/10/2014 20:36	28.72	65.8	4.26	5.5
SR12	9/10/2014 2:41	28.77	71.0	4.60	**12.7**	SR12	9/10/2014 8:41	28.69	66.3	4.30	7.9	SR12	9/10/2014 14:41	28.74	70.1	4.55	**12.3**	SR12	9/10/2014 20:41	28.71	64.6	4.19	5.8
SR12	9/10/2014 2:46	28.77	70.4	4.56	**12.0**	SR12	9/10/2014 8:46	28.69	66.5	4.31	**10.4**	SR12	9/10/2014 14:46	28.74	70.4	4.57	**13.3**	SR12	9/10/2014 20:46	28.72	65.4	4.24	6.0
SR12	9/10/2014 2:51	28.77	70.3	4.55	**11.6**	SR12	9/10/2014 8:51	28.68	66.5	4.31	6.8	SR12	9/10/2014 14:51	28.73	70.2	4.55	**13.4**	SR12	9/10/2014 20:51	28.72	66.8	4.33	7.7
SR12	9/10/2014 2:56	28.77	69.6	4.51	**12.5**	SR12	9/10/2014 8:56	28.69	66.6	4.32	7.3	SR12	9/10/2014 14:56	28.73	69.9	4.53	**13.1**	SR12	9/10/2014 20:56	28.72	66.1	4.28	6.6
SR12	9/10/2014 3:01	28.74	72.3	4.68	**12.4**	SR12	9/10/2014 9:01	28.69	67.4	4.37	6.8	SR12	9/10/2014 15:01	28.74	71.4	4.63	**14.1**	SR12	9/10/2014 21:01	28.72	66.7	4.32	8.2
SR12	9/10/2014 3:06	28.76	70.5	4.57	**12.2**	SR12	9/10/2014 9:06	28.69	68.2	4.42	6.1	SR12	9/10/2014 15:06	28.74	70.8	4.59	8.8	SR12	9/10/2014 21:06	28.72	66.5	4.31	9.9
SR12	9/10/2014 3:11	28.75	71.8	4.65	**12.7**	SR12	9/10/2014 9:11	28.70	67.5	4.38	6.2	SR12	9/10/2014 15:11	28.75	70.8	4.59	**14.2**	SR12	9/10/2014 21:11	28.72	65.6	4.25	6.5
SR12	9/10/2014 3:16	28.74	72.2	4.68	**11.5**	SR12	9/10/2014 9:16	28.71	65.2	4.23	6.9	SR12	9/10/2014 15:16	28.74	70.7	4.59	**13.6**	SR12	9/10/2014 21:16	28.74	64.8	4.20	6.4
SR12	9/10/2014 3:21	28.75	72.1	4.67	**12.9**	SR12	9/10/2014 9:21	28.70	64.3	4.17	7.4	SR12	9/10/2014 15:21	28.74	70.6	4.58	**12.7**	SR12	9/10/2014 21:21	28.74	65.6	4.25	7.4
SR12	9/10/2014 3:26	28.74	71.5	4.63	**13.1**	SR12	9/10/2014 9:26	28.70	66.2	4.29	6.9	SR12	9/10/2014 15:26	28.74	71.1	4.61	**14.0**	SR12	9/10/2014 21:26	28.73	65.4	4.24	6.9
SR12	9/10/2014 3:31	28.73	72.0	4.67	**13.2**	SR12	9/10/2014 9:31	28.70	68.1	4.41	5.6	SR12	9/10/2014 15:31	28.74	71.0	4.61	**14.3**	SR12	9/10/2014 21:31	28.73	65.0	4.21	6.6
SR12	9/10/2014 3:36	28.74	71.4	4.63	**12.6**	SR12	9/10/2014 9:36	28.70	67.1	4.35	5.6	SR12	9/10/2014 15:36	28.74	71.2	4.61	**13.6**	SR12	9/10/2014 21:36	28.73	64.8	4.20	6.2
SR12	9/10/2014 3:41	28.73	72.7	4.72	**12.2**	SR12	9/10/2014 9:41	28.71	67.0	4.34	6.0	SR12	9/10/2014 15:41	28.74	71.2	4.61	9.6	SR12	9/10/2014 21:41	28.73	65.0	4.21	6.5
SR12	9/10/2014 3:46	28.73	71.8	4.65	**12.5**	SR12	9/10/2014 9:46	28.72	66.6	4.32	6.4	SR12	9/10/2014 15:46	28.76	72.0	4.67	**12.8**	SR12	9/10/2014 21:46	28.73	64.9	4.20	7.8
SR12	9/10/2014 3:51	28.72	71.9	4.67	**13.8**	SR12	9/10/2014 9:51	28.73	65.8	4.26	6.1	SR12	9/10/2014 15:51	28.76	72.7	4.71	**10.9**	SR12	9/10/2014 21:51	28.73	66.1	4.28	8.0
SR12	9/10/2014 3:56	28.73	72.2	4.68	**15.5**	SR12	9/10/2014 9:56	28.72	66.0	4.28	8.0	SR12	9/10/2014 15:56	28.75	71.7	4.64	**12.7**	SR12	9/10/2014 21:56	28.73	64.9	4.20	5.9
SR12	9/10/2014 4:01	28.72	72.4	4.70	**13.9**	SR12	9/10/2014 10:01	28.71	65.4	4.24	7.0	SR12	9/10/2014 16:01	28.75	71.6	4.64	**11.4**	SR12	9/10/2014 22:01	28.73	65.4	4.24	6.6
SR12	9/10/2014 4:06	28.73	71.7	4.65	**12.7**	SR12	9/10/2014 10:06	28.71	65.0	4.21	7.2	SR12	9/10/2014 16:06	28.75	72.5	4.70	**10.1**	SR12	9/10/2014 22:06	28.73	66.3	4.29	7.8
SR12	9/10/2014 4:11	28.72	71.1	4.61	**13.1**	SR12	9/10/2014 10:11	28.72	65.0	4.21	8.1	SR12	9/10/2014 16:11	28.76	72.6	4.70	**10.7**	SR12	9/10/2014 22:11	28.72	65.4	4.24	7.0
SR12	9/10/2014 4:16	28.73	71.5	4.64	**12.8**	SR12	9/10/2014 10:16	28.76	66.9	4.33	6.8	SR12	9/10/2014 16:16	28.76	72.6	4.70	9.1	SR12	9/10/2014 22:16	28.72	65.8	4.26	6.3
SR12	9/10/2014 4:21	28.73	71.1	4.61	**14.3**	SR12	9/10/2014 10:21	28.73	65.8	4.26	8.4	SR12	9/10/2014 16:21	28.76	72.1	4.67	**10.1**	SR12	9/10/2014 22:21	28.72	65.9	4.27	9.2
SR12	9/10/2014 4:26	28.72	70.7	4.59	**14.3**	SR12	9/10/2014 10:26	28.72	65.9	4.26	**10.1**	SR12	9/10/2014 16:26	28.76	72.6	4.71	9.1	SR12	9/10/2014 22:26	28.72	65.9	4.27	7.6
SR12	9/10/2014 4:31	28.72	71.0	4.61	**11.9**	SR12	9/10/2014 10:31	28.72	65.7	4.25	**13.5**	SR12	9/10/2014 16:31	28.76	71.9	4.66	8.5	SR12	9/10/2014 22:31	28.68	68.2	4.42	5.7
SR12	9/10/2014 4:36	28.72	70.3	4.56	**11.0**	SR12	9/10/2014 10:36	28.78	68.0	4.40	6.6	SR12	9/10/2014 16:36	28.76	72.0	4.67	8.3	SR12	9/10/2014 22:36	28.68	68.9	4.47	5.6
SR12	9/10/2014 4:41	28.67	71.3	4.63	7.9	SR12	9/10/2014 10:41	28.81	68.2	4.41	5.7	SR12	9/10/2014 16:41	28.75	72.0	4.67	6.9	SR12	9/10/2014 22:41	28.68	68.8	4.46	6.0
SR12	9/10/2014 4:46	28.70	72.0	4.67	8.7	SR12	9/10/2014 10:46	28.79	67.6	4.37	7.3	SR12	9/10/2014 16:46	28.75	71.5	4.64	8.2	SR12	9/10/2014 22:46	28.69	69.1	4.48	6.5
SR12	9/10/2014 4:51	28.70	71.9	4.67	9.4	SR12	9/10/2014 10:51	28.80	68.7	4.45	6.3	SR12	9/10/2014 16:51	28.75	71.2	4.62	7.2	SR12	9/10/2014 22:51	28.69	68.3	4.43	**10.0**
SR12	9/10/2014 4:56	28.70	70.8	4.59	8.8	SR12	9/10/2014 10:56	28.82	69.7	4.51	5.8	SR12	9/10/2014 16:56	28.76	71.1	4.61	8.9	SR12	9/10/2014 22:56	28.68	67.9	4.40	7.1
SR12	9/10/2014 5:01	28.71	70.7	4.59	**13.6**	SR12	9/10/2014 11:01	28.83	69.8	4.51	5.9	SR12	9/10/2014 17:01	28.76	70.8	4.59	9.5	SR12	9/10/2014 23:01	28.68	67.7	4.39	5.7
SR12	9/10/2014 5:06	28.72	70.9	4.60	**12.1**	SR12	9/10/2014 11:06	28.81	69.5	4.50	5.8	SR12	9/10/2014 17:06	28.76	70.2	4.55	**12.1**	SR12	9/10/2014 23:06	28.69	67.3	4.37	5.8
SR12	9/10/2014 5:11	28.72	70.6	4.58	**11.2**	SR12	9/10/2014 11:11	28.83	69.5	4.49	5.2	SR12	9/10/2014 17:11	28.75	71.0	4.60	8.7	SR12	9/10/2014 23:11	28.68	66.2	4.29	5.5
SR12	9/10/2014 5:16	28.72	69.2	4.49	9.6	SR12	9/10/2014 11:16	28.82	68.2	4.41	6.8	SR12	9/10/2014 17:16	28.76	70.9	4.60	**10.8**	SR12	9/10/2014 23:16	28.69	66.1	4.29	6.6
SR12	9/10/2014 5:21	28.73	69.8	4.53	**11.0**	SR12	9/10/2014 11:21	28.82	67.8	4.39	7.9	SR12	9/10/2014 17:21	28.76	70.5	4.57	**11.5**	SR12	9/10/2014 23:21	28.67	66.8	4.34	5.4
SR12	9/10/2014 5:26	28.73	69.3	4.49	**16.9**	SR12	9/10/2014 11:26	28.83	67.7	4.38	7.9	SR12	9/10/2014 17:26	28.76	69.5	4.50	9.5	SR12	9/10/2014 23:26	28.65	68.6	4.45	4.7
SR12	9/10/2014 5:31	28.72	68.7	4.45	**15.3**	SR12	9/10/2014 11:31	28.89	70.8	4.58	4.2	SR12	9/10/2014 17:31	28.76	70.0	4.54	9.4	SR12	9/10/2014 23:31	28.67	68.5	4.44	5.8
SR12	9/10/2014 5:36	28.71	68.9	4.47	**11.3**	SR12	9/10/2014 11:36	28.87	70.1	4.53	5.3	SR12	9/10/2014 17:36	28.76	69.5	4.50	8.9	SR12	9/10/2014 23:36	28.67	68.4	4.44	6.5
SR12	9/10/2014 5:41	28.72	68.4	4.43	**11.6**	SR12	9/10/2014 11:41	28.83	70.3	4.55	5.7	SR12	9/10/2014 17:41	28.76	69.4	4.50	8.0	SR12	9/10/2014 23:41	28.67	68.2	4.42	6.1
SR12	9/10/2014 5:46	28.72	67.8	4.40	**12.3**	SR12	9/10/2014 11:46	28.83	70.0	4.53	5.7	SR12	9/10/2014 17:46	28.75	69.0	4.47	8.0	SR12	9/10/2014 23:46	28.67	68.7	4.46	5.5
SR12	9/10/2014 5:51	28.71	67.9	4.40	**11.5**	SR12	9/10/2014 11:51	28.81	69.9	4.53	5.5	SR12	9/10/2014 17:51	28.76	69.0	4.47	9.5	SR12	9/10/2014 23:51	28.67	69.0	4.48	5.2
SR12	9/10/2014 5:56	28.71	67.5	4.38	**10.4**	SR12	9/10/2014 11:56	28.81	69.5	4.50	5.7	SR12	9/10/2014 17:56	28.76	69.0	4.47	8.1	SR12	9/10/2014 23:56	28.68	68.5	4.44	5.6

Station	Timestamp	Temp (° C)	DO (%)	DO (mg/L)	Tur (NTU)	Station	Timestamp	Temp (° C)	DO (%)	DO (mg/L)	Tur (NTU)	Station	Timestamp	Temp (° C)	DO (%)	DO (mg/L)	Tur (NTU)	Station	Timestamp	Temp (°C)	DO (%)	DO (mg/L)	Tur (NTU)
SR13	9/10/2014 0:00	28.75	66.4	**4.33**	4.1	SR13	9/10/2014 6:00	28.63	66.9	**4.38**	2.8	SR13	9/10/2014 12:00	28.66	66.5	**4.35**	4.8	SR13	9/10/2014 18:00	28.74	69.8	**4.56**	2.5
SR13	9/10/2014 0:05	28.77	65.7	**4.29**	3.0	SR13	9/10/2014 6:05	28.63	66.9	**4.38**	3.0	SR13	9/10/2014 12:05	28.66	66.4	**4.34**	4.5	SR13	9/10/2014 18:05	28.73	69.6	**4.55**	2.3
SR13	9/10/2014 0:10	28.77	65.4	**4.26**	3.1	SR13	9/10/2014 6:10	28.63	67.0	**4.38**	3.0	SR13	9/10/2014 12:10	28.66	66.2	**4.33**	4.6	SR13	9/10/2014 18:10	28.73	69.8	**4.57**	2.5
SR13	9/10/2014 0:15	28.76	65.8	**4.29**	3.4	SR13	9/10/2014 6:15	28.63	67.2	**4.40**	3.0	SR13	9/10/2014 12:15	28.66	65.3	**4.27**	3.5	SR13	9/10/2014 18:15	28.73	69.7	**4.56**	2.4
SR13	9/10/2014 0:20	28.76	65.7	**4.28**	3.1	SR13	9/10/2014 6:20	28.62	69.0	**4.52**	4.1	SR13	9/10/2014 12:20	28.71	67.9	**4.43**	5.0	SR13	9/10/2014 18:20	28.73	68.5	**4.48**	2.0
SR13	9/10/2014 0:25	28.76	62.8	**4.10**	1.5	SR13	9/10/2014 6:25	28.64	68.4	**4.48**	3.6	SR13	9/10/2014 12:25	28.71	68.7	**4.48**	2.5	SR13	9/10/2014 18:25	28.74	68.8	**4.50**	2.6
SR13	9/10/2014 0:30	28.76	62.9	**4.11**	1.5	SR13	9/10/2014 6:30	28.64	67.8	**4.44**	3.8	SR13	9/10/2014 12:30	28.72	68.7	**4.49**	2.0	SR13	9/10/2014 18:30	28.74	69.4	**4.54**	2.1
SR13	9/10/2014 0:35	28.76	64.9	**4.23**	2.4	SR13	9/10/2014 6:35	28.64	67.4	**4.41**	4.2	SR13	9/10/2014 12:35	28.72	68.7	**4.48**	1.9	SR13	9/10/2014 18:35	28.74	69.1	**4.52**	2.7
SR13	9/10/2014 0:40	28.76	64.5	**4.21**	2.3	SR13	9/10/2014 6:40	28.64	67.2	**4.40**	3.7	SR13	9/10/2014 12:40	28.72	69.3	**4.52**	1.7	SR13	9/10/2014 18:40	28.73	69.4	**4.54**	2.5
SR13	9/10/2014 0:45	28.77	64.4	**4.20**	2.4	SR13	9/10/2014 6:45	28.63	67.2	**4.40**	3.5	SR13	9/10/2014 12:45	28.71	68.6	**4.48**	2.1	SR13	9/10/2014 18:45	28.73	69.9	**4.57**	2.3
SR13	9/10/2014 0:50	28.77	63.3	**4.13**	2.0	SR13	9/10/2014 6:50	28.64	67.6	**4.42**	5.1	SR13	9/10/2014 12:50	28.71	68.7	**4.49**	6.5	SR13	9/10/2014 18:50	28.72	69.8	**4.57**	2.6
SR13	9/10/2014 0:55	28.77	63.0	**4.11**	2.9	SR13	9/10/2014 6:55	28.64	66.9	**4.38**	4.2	SR13	9/10/2014 12:55	28.70	68.4	**4.47**	3.3	SR13	9/10/2014 18:55	28.71	69.6	**4.55**	2.9
SR13	9/10/2014 1:00	28.76	62.6	**4.09**	1.7	SR13	9/10/2014 7:00	28.64	67.3	**4.40**	4.8	SR13	9/10/2014 13:00	28.70	68.3	**4.46**	3.1	SR13	9/10/2014 19:00	28.72	69.7	**4.56**	2.4
SR13	9/10/2014 1:05	28.76	62.8	**4.10**	1.7	SR13	9/10/2014 7:05	28.65	67.5	**4.42**	10.4	SR13	9/10/2014 13:05	28.70	68.1	**4.45**	4.8	SR13	9/10/2014 19:05	28.72	69.4	**4.54**	2.1
SR13	9/10/2014 1:10	28.77	62.4	**4.07**	1.3	SR13	9/10/2014 7:10	28.65	67.2	**4.40**	8.7	SR13	9/10/2014 13:10	28.70	67.9	**4.44**	4.2	SR13	9/10/2014 19:10	28.72	69.8	**4.56**	3.2
SR13	9/10/2014 1:15	28.77	62.2	**4.06**	2.0	SR13	9/10/2014 7:15	28.65	67.4	**4.41**	7.5	SR13	9/10/2014 13:15	28.69	68.2	**4.45**	3.6	SR13	9/10/2014 19:15	28.72	69.6	**4.55**	2.7
SR13	9/10/2014 1:20	28.77	62.5	**4.08**	1.4	SR13	9/10/2014 7:20	28.65	67.4	**4.41**	8.4	SR13	9/10/2014 13:20	28.69	67.6	**4.41**	3.5	SR13	9/10/2014 19:20	28.72	69.4	**4.54**	3.3
SR13	9/10/2014 1:25	28.78	62.5	**4.08**	1.2	SR13	9/10/2014 7:25	28.64	67.3	**4.41**	8.6	SR13	9/10/2014 13:25	28.70	67.9	**4.43**	3.1	SR13	9/10/2014 19:25	28.72	69.1	**4.52**	2.9
SR13	9/10/2014 1:30	28.80	62.5	**4.07**	1.6	SR13	9/10/2014 7:30	28.63	66.9	**4.38**	5.4	SR13	9/10/2014 13:30	28.70	68.2	**4.46**	3.2	SR13	9/10/2014 19:30	28.72	69.0	**4.51**	2.7
SR13	9/10/2014 1:35	28.79	62.7	**4.09**	1.2	SR13	9/10/2014 7:35	28.63	67.9	**4.44**	6.7	SR13	9/10/2014 13:35	28.70	67.7	**4.42**	3.1	SR13	9/10/2014 19:35	28.72	69.0	**4.52**	2.6
SR13	9/10/2014 1:40	28.78	62.8	**4.10**	1.2	SR13	9/10/2014 7:40	28.63	67.0	**4.38**	5.5	SR13	9/10/2014 13:40	28.70	67.4	**4.40**	3.6	SR13	9/10/2014 19:40	28.72	68.7	**4.49**	2.8
SR13	9/10/2014 1:45	28.80	62.8	**4.09**	1.3	SR13	9/10/2014 7:45	28.63	68.9	**4.51**	5.8	SR13	9/10/2014 13:45	28.69	67.1	**4.38**	2.8	SR13	9/10/2014 19:45	28.72	69.1	**4.52**	3.1
SR13	9/10/2014 1:50	28.82	62.8	**4.09**	1.3	SR13	9/10/2014 7:50	28.63	68.6	**4.49**	5.9	SR13	9/10/2014 13:50	28.70	67.7	**4.42**	3.3	SR13	9/10/2014 19:50	28.72	68.3	**4.46**	2.5
SR13	9/10/2014 1:55	28.82	62.6	**4.08**	1.3	SR13	9/10/2014 7:55	28.63	68.6	**4.49**	5.6	SR13	9/10/2014 13:55	28.70	67.1	**4.38**	3.7	SR13	9/10/2014 19:55	28.72	68.6	**4.49**	3.0
SR13	9/10/2014 2:00	28.83	62.6	**4.08**	1.2	SR13	9/10/2014 8:00	28.64	68.7	**4.50**	5.1	SR13	9/10/2014 14:00	28.70	66.9	**4.37**	4.9	SR13	9/10/2014 20:00	28.72	68.8	**4.50**	3.1
SR13	9/10/2014 2:05	28.83	62.4	**4.07**	1.6	SR13	9/10/2014 8:05	28.63	69.2	**4.53**	5.5	SR13	9/10/2014 14:05	28.70	66.6	**4.35**	3.9	SR13	9/10/2014 20:05	28.70	68.9	**4.51**	2.5
SR13	9/10/2014 2:10	28.84	62.2	**4.06**	1.5	SR13	9/10/2014 8:10	28.62	69.3	**4.54**	4.2	SR13	9/10/2014 14:10	28.70	66.8	**4.37**	3.0	SR13	9/10/2014 20:10	28.70	68.6	**4.49**	2.4
SR13	9/10/2014 2:15	28.83	61.9	**4.04**	1.4	SR13	9/10/2014 8:15	28.63	69.2	**4.53**	4.1	SR13	9/10/2014 14:15	28.70	66.4	**4.34**	2.7	SR13	9/10/2014 20:15	28.71	68.3	**4.47**	2.5
SR13	9/10/2014 2:20	28.84	61.5	**4.01**	1.2	SR13	9/10/2014 8:20	28.64	68.8	**4.50**	4.0	SR13	9/10/2014 14:20	28.70	66.8	**4.36**	3.9	SR13	9/10/2014 20:20	28.71	68.3	**4.47**	3.4
SR13	9/10/2014 2:25	28.84	60.8	**3.96**	0.8	SR13	9/10/2014 8:25	28.64	69.3	**4.53**	4.5	SR13	9/10/2014 14:25	28.70	65.9	**4.30**	4.1	SR13	9/10/2014 20:25	28.72	66.2	**4.33**	4.6
SR13	9/10/2014 2:30	28.83	60.9	**3.97**	0.8	SR13	9/10/2014 8:30	28.64	68.8	**4.50**	4.5	SR13	9/10/2014 14:30	28.69	64.6	**4.22**	2.7	SR13	9/10/2014 20:30	28.71	66.5	**4.34**	4.2
SR13	9/10/2014 2:35	28.76	59.3	**3.87**	2.9	SR13	9/10/2014 8:35	28.64	67.8	**4.44**	7.8	SR13	9/10/2014 14:35	28.69	64.3	**4.20**	4.5	SR13	9/10/2014 20:35	28.70	66.4	**4.34**	5.6
SR13	9/10/2014 2:40	28.67	68.7	**4.50**	3.7	SR13	9/10/2014 8:40	28.65	67.5	**4.41**	7.9	SR13	9/10/2014 14:40	28.69	65.7	**4.29**	5.5	SR13	9/10/2014 20:40	28.70	66.2	**4.32**	5.6
SR13	9/10/2014 2:45	28.67	67.5	**4.42**	2.6	SR13	9/10/2014 8:45	28.64	67.3	**4.40**	7.0	SR13	9/10/2014 14:45	28.69	64.5	**4.22**	6.2	SR13	9/10/2014 20:45	28.70	64.9	**4.24**	4.1
SR13	9/10/2014 2:50	28.70	65.5	**4.28**	3.3	SR13	9/10/2014 8:50	28.65	67.3	**4.40**	7.5	SR13	9/10/2014 14:50	28.69	64.7	**4.23**	7.6	SR13	9/10/2014 20:50	28.71	66.1	**4.32**	2.2
SR13	9/10/2014 2:55	28.69	68.4	**4.47**	**26.3**	SR13	9/10/2014 8:55	28.66	67.3	**4.40**	6.6	SR13	9/10/2014 14:55	28.69	65.3	**4.27**	5.7	SR13	9/10/2014 20:55	28.71	66.8	**4.37**	2.4
SR13	9/10/2014 3:00	28.68	67.3	**4.40**	**18.8**	SR13	9/10/2014 9:00	28.65	67.3	**4.40**	5.3	SR13	9/10/2014 15:00	28.69	65.4	**4.27**	5.5	SR13	9/10/2014 21:00	28.70	66.7	**4.36**	3.3
SR13	9/10/2014 3:05	28.68	66.7	**4.36**	**17.3**	SR13	9/10/2014 9:05	28.66	66.7	**4.36**	6.1	SR13	9/10/2014 15:05	28.70	65.9	**4.31**	9.7	SR13	9/10/2014 21:05	28.71	66.0	**4.31**	3.0
SR13	9/10/2014 3:10	28.68	66.8	**4.37**	**15.4**	SR13	9/10/2014 9:10	28.66	66.7	**4.36**	6.1	SR13	9/10/2014 15:10	28.71	66.7	**4.35**	6.2	SR13	9/10/2014 21:10	28.70	66.0	**4.32**	2.1
SR13	9/10/2014 3:15	28.68	67.9	**4.44**	**18.1**	SR13	9/10/2014 9:15	28.65	66.7	**4.36**	5.3	SR13	9/10/2014 15:15	28.73	67.1	**4.38**	5.9	SR13	9/10/2014 21:15	28.70	65.5	**4.28**	2.5
SR13	9/10/2014 3:20	28.68	67.9	**4.44**	**17.0**	SR13	9/10/2014 9:20	28.65	66.8	**4.36**	5.6	SR13	9/10/2014 15:20	28.72	67.2	**4.39**	7.0	SR13	9/10/2014 21:20	28.70	66.4	**4.34**	3.4
SR13	9/10/2014 3:25	28.67	67.7	**4.43**	**16.2**	SR13	9/10/2014 9:25	28.65	66.1	**4.32**	4.4	SR13	9/10/2014 15:25	28.73	67.4	**4.40**	6.0	SR13	9/10/2014 21:25	28.70	65.6	**4.29**	2.2
SR13	9/10/2014 3:30	28.68	67.2	**4.39**	**14.5**	SR13	9/10/2014 9:30	28.65	65.9	**4.31**	5.5	SR13	9/10/2014 15:30	28.73	67.3	**4.39**	7.8	SR13	9/10/2014 21:30	28.70	65.8	**4.30**	3.1
SR13	9/10/2014 3:35	28.68	66.8	**4.37**	**13.4**	SR13	9/10/2014 9:35	28.64	65.9	**4.31**	4.0	SR13	9/10/2014 15:35	28.75	68.0	**4.44**	4.6	SR13	9/10/2014 21:35	28.70	65.8	**4.30**	2.6
SR13	9/10/2014 3:40	28.68	67.1	**4.39**	**14.5**	SR13	9/10/2014 9:40	28.64	65.3	**4.27**	3.2	SR13	9/10/2014 15:40	28.75	67.4	**4.40**	4.0	SR13	9/10/2014 21:40	28.70	65.7	**4.30**	2.8
SR13	9/10/2014 3:45	28.68	67.2	**4.39**	**13.7**	SR13	9/10/2014 9:45	28.65	67.7	**4.43**	3.2	SR13	9/10/2014 15:45	28.75	68.3	**4.46**	3.9	SR13	9/10/2014 21:45	28.70	65.4	**4.27**	3.1
SR13	9/10/2014 3:50	28.68	66.8	**4.37**	11.7	SR13	9/10/2014 9:50	28.67	68.3	**4.47**	3.0	SR13	9/10/2014 15:50	28.76	68.9	**4.50**	4.1	SR13	9/10/2014 21:50	28.70	65.0	**4.25**	2.3
SR13	9/10/2014 3:55	28.68	66.8	**4.37**	11.8	SR13	9/10/2014 9:55	28.65	67.4	**4.41**	3.7	SR13	9/10/2014 15:55	28.76	68.3	**4.46**	2.7	SR13	9/10/2014 21:55	28.70	65.5	**4.28**	2.5
SR13	9/10/2014 4:00	28.68	66.6	**4.36**	11.5	SR13	9/10/2014 10:00	28.69	68.6	**4.48**	3.1	SR13	9/10/2014 16:00	28.76	68.7	**4.49**	6.3	SR13	9/10/2014 22:00	28.70	65.4	**4.27**	1.8
SR13	9/10/2014 4:05	28.68	66.8	**4.36**	10.4	SR13	9/10/2014 10:05	28.67	67.4	**4.41**	3.7	SR13	9/10/2014 16:05	28.76	68.7	**4.49**	3.3	SR13	9/10/2014 22:05	28.70	67.6	**4.42**	2.6
SR13	9/10/2014 4:10	28.68	66.5	**4.35**	10.8	SR13	9/10/2014 10:10	28.68	68.7	**4.49**	3.0	SR13	9/10/2014 16:10	28.76	68.9	**4.50**	3.3	SR13	9/10/2014 22:10	28.68	66.2	**4.33**	1.8
SR13	9/10/2014 4:15	28.68	66.8	**4.37**	11.6	SR13	9/10/2014 10:15	28.68	68.4	**4.47**	3.8	SR13	9/10/2014 16:15	28.77	69.7	**4.56**	3.0	SR13	9/10/2014 22:15	28.67	66.9	**4.38**	2.0
SR13	9/10/2014 4:20	28.67	66.2	**4.33**	7.8	SR13	9/10/2014 10:20	28.69	68.1	**4.45**	3.7	SR13	9/10/2014 16:20	28.77	69.6	**4.55**	3.2	SR13	9/10/2014 22:20	28.67	66.9	**4.38**	1.5
SR13	9/10/2014 4:25	28.65	67.2	**4.40**	10.4	SR13	9/10/2014 10:25	28.69	68.2	**4.46**	3.8	SR13	9/10/2014 16:25	28.76	69.6	**4.55**	2.7	SR13	9/10/2014 22:25	28.65	66.4	**4.35**	1.5
SR13	9/10/2014 4:30	28.65	67.3	**4.40**	7.1	SR13	9/10/2014 10:30	28.70	68.2	**4.45**	3.5	SR13	9/10/2014 16:30	28.75	70.2	**4.59**	2.6	SR13	9/10/2014 22:30	28.63	66.6	**4.36**	1.6
SR13	9/10/2014 4:35	28.65	67.4	**4.41**	5.8	SR13	9/10/2014 10:35	28.69	67.9	**4.43**	3.0	SR13	9/10/2014 16:35	28.76	70.7	**4.62**	2.3	SR13	9/10/2014 22:35	28.65	67.0	**4.38**	1.8
SR13	9/10/2014 4:40	28.65	67.6	**4.42**	4.7	SR13	9/10/2014 10:40	28.68	67.5	**4.41**	3.1	SR13	9/10/2014 16:40	28.76	70.7	**4.62**	2.5	SR13	9/10/2014 22:40	28.63	67.1	**4.39**	1.7
SR13	9/10/2014 4:45	28.65	67.1	**4.39**	4.6	SR13	9/10/2014 10:45	28.68	67.4	**4.41**	4.1	SR13	9/10/2014 16:45	28.76	70.7	**4.62**	2.4	SR13	9/10/2014 22:45	28.64	66.3	**4.34**	1.2
SR13	9/10/2014 4:50	28.65	67.2	**4.40**	5.7	SR13	9/10/2014 10:50	28.69	67.4	**4.41**	2.4	SR13	9/10/2014 16:50	28.75	70.7	**4.62**	2.5	SR13	9/10/2014 22:50	28.64	66.0	**4.32**	2.2
SR13	9/10/2014 4:55	28.65	66.8	**4.37**	5.0	SR13	9/10/2014 10:55	28.66	67.7	**4.43**	3.4	SR13	9/10/2014 16:55	28.75	70.7	**4.62**	2.4	SR13	9/10/2014 22:55	28.66	65.9	**4.31**	1.5
SR13	9/10/2014 5:00	28.63	67.0	**4.39**	4.1	SR13	9/10/2014 11:00	28.67	67.3	**4.40**	3.3	SR13	9/10/2014 17:00	28.75	70.6	**4.61**	2.1	SR13	9/10/2014 23:00	28.65	65.6	**4.29**	1.6
SR13	9/10/2014 5:05	28.64	67.4	**4.41**	4.8	SR13	9/10/2014 11:05	28.67	66.6	**4.35**	3.6	SR13	9/10/2014 17:05	28.75	70.5	**4.61**	2.0	SR13	9/10/2014 23:05	28.66	65.3	**4.27**	1.0
SR13	9/10/2014 5:10	28.64	67.0	**4.38**	3.8	SR13	9/10/2014 11:10	28.66	66.1	**4.32**	3.9	SR13	9/10/2014 17:10	28.75	70.2	**4.59**	2.6	SR13	9/10/2014 23:10	28.65	66.3	**4.34**	1.6
SR13	9/10/2014 5:15	28.64	67.3	**4.41**	11.8	SR13	9/10/2014 11:15	28.66	66.5	**4.35**	4.9	SR13	9/10/2014 17:15	28.74	70.6	**4.61**	2.1	SR13	9/10/2014 23:15	28.62	67.2	**4.40**	1.8
SR13	9/10/2014 5:20	28.64	66.8	**4.37**	4.3	SR13	9/10/2014 11:20	28.65	66.6	**4.35**	4.9	SR13	9/10/2014 17:20	28.73	70.5	**4.61**	2.2	SR13	9/10/2014 23:20	28.57	67.6	**4.43**	1.6
SR13	9/10/2014 5:25	28.64	66.7	**4.36**	4.3	SR13	9/10/2014 11:25	28.66	66.7	**4.36**	4.8	SR13	9/10/2014 17:25	28.73	70.0	**4.58**	1.6	SR13	9/10/2014 23:25	28.65	67.7	**4.43**	1.2
SR13	9/10/2014 5:30	28.64	66.3	**4.34**	3.7	SR13	9/10/2014 11:30	28.66	66.5	**4.35**	4.6	SR13	9/10/2014 17:30	28.73	69.9	**4.57**	1.4	SR13	9/10/2014 23:30	28.64	68.0	**4.45**	2.5
SR13	9/10/2014 5:35	28.64	66.3	**4.34**	3.5	SR13	9/10/2014 11:35	28.65	66.6	**4.35**	5.9	SR13	9/10/2014 17:35	28.73	69.9	**4.57**	1.4	SR13	9/10/2014 23:35	28.64	67.8	**4.43**	2.9
SR13	9/10/2014 5:40	28.65	68.5	**4.48**	4.0	SR13	9/10/2014 11:40	28.65	66.8	**4.36**	4.6	SR13	9/10/2014 17:40	28.73	69.7	**4.56**	1.5	SR13	9/10/2014 23:40	28.65	67.6	**4.42**	3.8
SR13	9/10/2014 5:45	28.64	67.3	**4.41**	4.0	SR13	9/10/2014 11:45	28.65	66.5	**4.34**	4.3	SR13	9/10/2014 17:45	28.73	69.6	**4.55**	1.5	SR13	9/10/2014 23:45	28.65	67.7	**4.43**	4.8
SR13	9/10/2014 5:50	28.64	67.5	**4.42**	3.8	SR13	9/10/2014 11:50	28.65	66.3	**4.33**	4.7	SR13	9/10/2014 17:50	28.73	69.9	**4.57**	2.4	SR13	9/10/2014 23:50	28.65	67.7	**4.43**	6.5
SR13	9/10/2014 5:55	28.62	67.1	**4.39**	3.1	SR13	9/10/2014 11:55	28.66	66.7	**4.36**	4.6	SR13	9/10/2014 17:55	28.73	69.5	**4.55**	2.6	SR13	9/10/2014 23:55	28.65	68.3	**4.47**	9.8

Station	Timestamp	NH_3 (mg/L)				Station	Timestamp	NH_3 (mg/L)			
SR4	9/10/2014 0:17	0.06				SR12	9/10/2014 0:17	0.06			
SR4	9/10/2014 0:37	0.06				SR12	9/10/2014 0:37	0.06			
SR4	9/10/2014 0:57	0.06				SR12	9/10/2014 0:57	0.05			
SR4	9/10/2014 1:17	0.05				SR12	9/10/2014 1:17	0.05			
SR4	9/10/2014 1:37	0.06				SR12	9/10/2014 1:37	0.05			
SR4	9/10/2014 1:57	0.06				SR12	9/10/2014 1:57	0.06			
SR4	9/10/2014 2:17	0.06				SR12	9/10/2014 2:17	0.05			
SR4	9/10/2014 2:37	0.07				SR12	9/10/2014 2:37	0.06			
SR4	9/10/2014 2:57	0.06				SR12	9/10/2014 2:57	0.05			
SR4	9/10/2014 3:17	0.06				SR12	9/10/2014 3:17	0.06			
SR4	9/10/2014 3:37	0.06				SR12	9/10/2014 3:37	0.05			
SR4	9/10/2014 3:57	0.05				SR12	9/10/2014 3:57	0.06			
SR4	9/10/2014 4:17	0.05				SR12	9/10/2014 4:17	0.06			
SR4	9/10/2014 4:37	0.05				SR12	9/10/2014 4:37	0.06			
SR4	9/10/2014 4:57	0.06				SR12	9/10/2014 4:57	0.06			
SR4	9/10/2014 5:17	0.06				SR12	9/10/2014 5:17	0.06			
SR4	9/10/2014 5:37	0.05				SR12	9/10/2014 5:37	0.06			
SR4	9/10/2014 5:57	0.06				SR12	9/10/2014 5:57	0.07			
SR4						SR12					
SR4	9/10/2014 6:37	0.05				SR12	9/10/2014 6:37	0.08			
SR4	9/10/2014 6:57	0.05				SR12	9/10/2014 6:57	0.07			
SR4	9/10/2014 7:17	0.07				SR12	9/10/2014 7:17	0.06			
SR4	9/10/2014 7:37	0.06				SR12	9/10/2014 7:37	0.06			
SR4	9/10/2014 7:57	0.06				SR12	9/10/2014 7:57	0.07			
SR4	9/10/2014 8:17	0.07				SR12	9/10/2014 8:17	0.07			
SR4	9/10/2014 8:37	0.05				SR12	9/10/2014 8:37	0.07			
SR4	9/10/2014 8:57	0.05				SR12	9/10/2014 8:57	0.06			
SR4	9/10/2014 9:17	0.07				SR12	9/10/2014 9:17	0.07			
SR4	9/10/2014 9:37	0.05				SR12	9/10/2014 9:37	0.06			
SR4	9/10/2014 9:57	0.07				SR12	9/10/2014 9:57	0.06			
SR4	9/10/2014 10:17	0.05				SR12	9/10/2014 10:17	0.06			
SR4	9/10/2014 10:37	0.05				SR12	9/10/2014 10:37	0.06			
SR4	9/10/2014 10:57	0.06				SR12	9/10/2014 10:57	0.07			
SR4	9/10/2014 11:17	0.06				SR12	9/10/2014 11:17	0.07			
SR4	9/10/2014 11:37	0.06				SR12	9/10/2014 11:37	0.07			
SR4	9/10/2014 11:57	0.06				SR12	9/10/2014 11:57	0.06			
SR4	9/10/2014 12:17	0.08				SR12	9/10/2014 12:17	0.06			
SR4	9/10/2014 12:37	0.08				SR12	9/10/2014 12:37	0.07			
SR4	9/10/2014 12:57	0.06				SR12	9/10/2014 12:57	0.07			
SR4	9/10/2014 13:17	0.07				SR12	9/10/2014 13:17	0.07			
SR4	9/10/2014 13:37	0.09				SR12	9/10/2014 13:37	0.06			
SR4	9/10/2014 13:57	0.09				SR12	9/10/2014 13:57	0.06			
SR4	9/10/2014 14:17	0.08				SR12	9/10/2014 14:17	0.06			
SR4	9/10/2014 14:37	0.08				SR12	9/10/2014 14:37	0.06			
SR4	9/10/2014 14:57	0.08				SR12	9/10/2014 14:57	0.06			
SR4	9/10/2014 15:17	0.08				SR12	9/10/2014 15:17	0.06			
SR4	9/10/2014 15:37	0.09				SR12	9/10/2014 15:37	0.06			
SR4	9/10/2014 15:57	0.08				SR12	9/10/2014 15:57	0.06			
SR4	9/10/2014 16:17	0.08				SR12	9/10/2014 16:17	0.06			
SR4	9/10/2014 16:37	0.07				SR12	9/10/2014 16:37	0.07			
SR4	9/10/2014 16:57	0.06				SR12	9/10/2014 16:57	0.06			
SR4	9/10/2014 17:17	0.07				SR12	9/10/2014 17:17	0.06			
SR4	9/10/2014 17:37	0.07				SR12	9/10/2014 17:37	0.08			
SR4	9/10/2014 17:57	0.08				SR12	9/10/2014 17:57	0.06			
SR4	9/10/2014 18:17	0.06				SR12	9/10/2014 18:17	0.06			
SR4	9/10/2014 18:37	0.07				SR12	9/10/2014 18:37	0.06			
SR4	9/10/2014 18:57	0.09				SR12	9/10/2014 18:57	0.07			
SR4	9/10/2014 19:17	0.07				SR12	9/10/2014 19:17	0.06			
SR4	9/10/2014 19:37	0.05				SR12	9/10/2014 19:37	0.06			
SR4	9/10/2014 19:57	0.06				SR12	9/10/2014 19:57	0.06			
SR4	9/10/2014 20:17	0.06				SR12	9/10/2014 20:17	0.07			
SR4	9/10/2014 20:37	0.06				SR12	9/10/2014 20:37	0.06			
SR4	9/10/2014 20:57	0.06				SR12	9/10/2014 20:57	0.06			
SR4	9/10/2014 21:17	0.06				SR12	9/10/2014 21:17	0.07			
SR4	9/10/2014 21:37	0.06				SR12	9/10/2014 21:37	0.06			
SR4	9/10/2014 21:57	0.05				SR12	9/10/2014 21:57	0.06			
SR4	9/10/2014 22:17	0.07				SR12	9/10/2014 22:17	0.07			
SR4	9/10/2014 22:37	0.06				SR12	9/10/2014 22:37	0.06			
SR4	9/10/2014 22:57	0.06				SR12	9/10/2014 22:57	0.08			
SR4	9/10/2014 23:17	0.07				SR12	9/10/2014 23:17	0.08			
SR4	9/10/2014 23:37	0.09				SR12	9/10/2014 23:37	0.06			
SR4	9/10/2014 23:57	0.08				SR12	9/10/2014 23:57	0.06			

Remark: Fonts with underline: Action Level Exceedance
Fonts with bold and underline: Limit Level Exceedance
Automatic Instrument calibration of NH3-N monitor was carried out during 5:57-6:37 at SR4 and SR12.
SR5 monitoring station was under maintenance during 14:45-15:05.
SR9 monitoring station was under maintenance during 14:45-15:05.
SR11 monitoring station was under maintenance during 14:40-15:05.

Station	Timestamp	Temp (° C)	DO (%)	DO (mg/L)	Tur (NTU)	Station	Timestamp	Temp (° C)	DO (%)	DO (mg/L)	Tur (NTU)	Station	Timestamp	Temp (° C)	DO (%)	DO (mg/L)	Tur (NTU)	Station	Timestamp	Temp (°C)	DO (%)	DO (mg/L)	Tur (NTU)
SR4	10/10/2014 0:01	28.62	87.9	5.74	4.2	SR4	10/10/2014 6:01	28.44	87.2	5.74	4.1	SR4	10/10/2014 12:01	28.65	88.3	5.76	4.1	SR4	10/10/2014 18:01	28.69	88.5	5.78	4.6
SR4	10/10/2014 0:06	28.62	87.7	5.73	4.4	SR4	10/10/2014 6:06	28.42	86.6	5.70	4.4	SR4	10/10/2014 12:06	28.65	88.1	5.75	4.6	SR4	10/10/2014 18:06	28.69	88.5	5.78	4.3
SR4	10/10/2014 0:11	28.61	87.7	5.73	3.8	SR4	10/10/2014 6:11	28.45	88.8	5.85	6.2	SR4	10/10/2014 12:11	28.65	88.4	5.77	3.9	SR4	10/10/2014 18:11	28.68	88.9	5.81	3.6
SR4	10/10/2014 0:16	28.60	87.5	5.72	3.8	SR4	10/10/2014 6:16	28.42	87.4	5.76	4.8	SR4	10/10/2014 12:16	28.64	88.2	5.76	3.7	SR4	10/10/2014 18:16	28.69	88.9	5.80	3.8
SR4	10/10/2014 0:21	28.58	87.7	5.74	3.7	SR4	10/10/2014 6:21	28.45	89.9	5.92	5.7	SR4	10/10/2014 12:21	28.67	89.1	5.82	3.1	SR4	10/10/2014 18:21	28.69	89.0	5.81	4.1
SR4	10/10/2014 0:26	28.59	87.7	5.73	3.6	SR4	10/10/2014 6:26	28.46	88.7	5.84	5.0	SR4	10/10/2014 12:26	28.67	88.9	5.80	3.6	SR4	10/10/2014 18:26	28.70	89.1	5.82	4.2
SR4	10/10/2014 0:31	28.60	87.3	5.71	3.8	SR4	10/10/2014 6:31	28.48	88.4	5.81	7.2	SR4	10/10/2014 12:31	28.65	88.6	5.79	3.9	SR4	10/10/2014 18:31	28.69	89.3	5.83	3.9
SR4	10/10/2014 0:36	28.59	87.4	5.71	3.7	SR4	10/10/2014 6:36	28.49	88.3	5.81	6.4	SR4	10/10/2014 12:36	28.67	88.9	5.81	3.2	SR4	10/10/2014 18:36	28.67	89.5	5.85	5.7
SR4	10/10/2014 0:41	28.59	87.3	5.71	3.9	SR4	10/10/2014 6:41	28.49	89.1	5.86	5.9	SR4	10/10/2014 12:41	28.66	88.8	5.80	3.4	SR4	10/10/2014 18:41	28.67	89.3	5.83	5.2
SR4	10/10/2014 0:46	28.58	87.3	5.71	3.9	SR4	10/10/2014 6:46	28.50	89.5	5.88	6.6	SR4	10/10/2014 12:46	28.67	88.6	5.79	4.1	SR4	10/10/2014 18:46	28.66	89.0	5.81	4.5
SR4	10/10/2014 0:51	28.54	86.4	5.66	3.4	SR4	10/10/2014 6:51	28.55	89.0	5.84	**10.4**	SR4	10/10/2014 12:51	28.65	87.9	5.74	5.0	SR4	10/10/2014 18:51	28.67	89.4	5.84	6.0
SR4	10/10/2014 0:56	28.55	86.5	5.66	3.8	SR4	10/10/2014 6:56	28.53	88.8	5.82	9.5	SR4	10/10/2014 12:56	28.68	88.8	5.80	4.3	SR4	10/10/2014 18:56	28.67	89.0	5.81	5.5
SR4	10/10/2014 1:01	28.54	86.9	5.69	3.5	SR4	10/10/2014 7:01	28.55	88.6	5.80	**11.6**	SR4	10/10/2014 13:01	28.70	88.8	5.80	5.7	SR4	10/10/2014 19:01	28.66	88.9	5.81	5.4
SR4	10/10/2014 1:06	28.56	87.5	5.73	3.4	SR4	10/10/2014 7:06	28.55	87.8	5.75	9.8	SR4	10/10/2014 13:06	28.71	88.7	5.79	3.9	SR4	10/10/2014 19:06	28.65	88.7	5.80	5.3
SR4	10/10/2014 1:11	28.54	87.8	5.74	3.7	SR4	10/10/2014 7:11	28.55	88.2	5.78	**11.1**	SR4	10/10/2014 13:11	28.71	88.9	5.80	3.9	SR4	10/10/2014 19:11	28.65	88.8	5.80	5.1
SR4	10/10/2014 1:16	28.55	87.9	5.75	4.1	SR4	10/10/2014 7:16	28.54	87.4	5.73	7.5	SR4	10/10/2014 13:16	28.72	89.0	5.81	3.3	SR4	10/10/2014 19:16	28.65	88.4	5.78	4.7
SR4	10/10/2014 1:21	28.54	88.0	5.76	3.9	SR4	10/10/2014 7:21	28.54	88.2	5.78	**10.3**	SR4	10/10/2014 13:21	28.73	89.3	5.83	3.2	SR4	10/10/2014 19:21	28.65	88.2	5.77	4.8
SR4	10/10/2014 1:26	28.53	87.2	5.70	3.7	SR4	10/10/2014 7:26	28.53	88.0	5.76	9.2	SR4	10/10/2014 13:26	28.76	89.4	5.83	3.0	SR4	10/10/2014 19:26	28.65	88.2	5.76	4.7
SR4	10/10/2014 1:31	28.53	87.4	5.71	3.5	SR4	10/10/2014 7:31	28.54	88.1	5.77	9.4	SR4	10/10/2014 13:31	28.79	89.8	5.85	3.9	SR4	10/10/2014 19:31	28.64	88.6	5.79	5.0
SR4	10/10/2014 1:36	28.54	87.0	5.69	3.1	SR4	10/10/2014 7:36	28.53	87.9	5.76	**10.1**	SR4	10/10/2014 13:36	28.81	88.1	5.74	2.5	SR4	10/10/2014 19:36	28.64	88.5	5.79	5.5
SR4	10/10/2014 1:41	28.53	86.8	5.68	3.4	SR4	10/10/2014 7:41	28.53	88.2	5.78	8.8	SR4	10/10/2014 13:41	28.80	89.9	5.86	3.1	SR4	10/10/2014 19:41	28.64	88.3	5.77	5.2
SR4	10/10/2014 1:46	28.54	87.3	5.71	3.9	SR4	10/10/2014 7:46	28.53	88.0	5.76	8.2	SR4	10/10/2014 13:46	28.81	89.7	5.85	3.6	SR4	10/10/2014 19:46	28.65	88.6	5.79	5.5
SR4	10/10/2014 1:51	28.54	86.7	5.67	3.6	SR4	10/10/2014 7:51	28.53	87.8	5.75	8.8	SR4	10/10/2014 13:51	28.82	90.1	5.87	3.4	SR4	10/10/2014 19:51	28.64	87.9	5.74	4.5
SR4	10/10/2014 1:56	28.53	86.2	5.64	3.3	SR4	10/10/2014 7:56	28.53	88.1	5.77	8.7	SR4	10/10/2014 13:56	28.83	90.1	5.87	3.2	SR4	10/10/2014 19:56	28.64	87.9	5.74	5.4
SR4	10/10/2014 2:01	28.53	86.1	5.64	3.4	SR4	10/10/2014 8:01	28.53	87.8	5.75	8.7	SR4	10/10/2014 14:01	28.82	90.2	5.88	2.9	SR4	10/10/2014 20:01	28.64	88.3	5.77	5.7
SR4	10/10/2014 2:06	28.53	85.2	5.59	3.3	SR4	10/10/2014 8:06	28.54	87.7	5.74	9.7	SR4	10/10/2014 14:06	28.84	89.7	5.84	3.1	SR4	10/10/2014 20:06	28.64	87.7	5.73	7.1
SR4	10/10/2014 2:11	28.53	84.6	5.54	3.5	SR4	10/10/2014 8:11	28.54	88.0	5.76	9.6	SR4	10/10/2014 14:11	28.82	89.9	5.86	2.6	SR4	10/10/2014 20:11	28.64	87.1	5.69	6.7
SR4	10/10/2014 2:16	28.53	84.2	5.52	1.9	SR4	10/10/2014 8:16	28.54	87.5	5.73	8.4	SR4	10/10/2014 14:16	28.84	90.4	5.89	2.9	SR4	10/10/2014 20:16	28.63	87.4	5.71	6.3
SR4	10/10/2014 2:21	28.49	82.3	5.40	2.4	SR4	10/10/2014 8:21	28.54	87.3	5.71	8.2	SR4	10/10/2014 14:21	28.85	90.5	5.90	4.5	SR4	10/10/2014 20:21	28.63	87.1	5.69	4.9
SR4	10/10/2014 2:26	28.48	81.6	5.35	2.3	SR4	10/10/2014 8:26	28.54	87.1	5.69	9.4	SR4	10/10/2014 14:26	28.85	90.5	5.90	3.2	SR4	10/10/2014 20:26	28.63	86.9	5.68	6.6
SR4	10/10/2014 2:31	28.52	84.5	5.53	3.3	SR4	10/10/2014 8:31	28.55	87.4	5.72	8.7	SR4	10/10/2014 14:31	28.87	90.3	5.89	2.4	SR4	10/10/2014 20:31	28.63	86.7	5.66	5.8
SR4	10/10/2014 2:36	28.52	83.7	5.48	3.0	SR4	10/10/2014 8:36	28.55	87.6	5.73	**10.4**	SR4	10/10/2014 14:36	28.88	90.3	5.88	3.1	SR4	10/10/2014 20:36	28.64	86.8	5.67	5.0
SR4	10/10/2014 2:41	28.51	82.9	5.43	2.5	SR4	10/10/2014 8:41	28.55	87.6	5.73	7.8	SR4	10/10/2014 14:41	28.86	90.0	5.86	3.7	SR4	10/10/2014 20:41	28.64	87.0	5.68	5.4
SR4	10/10/2014 2:46	28.52	81.8	5.36	2.2	SR4	10/10/2014 8:46	28.55	87.3	5.71	8.1	SR4	10/10/2014 14:46	28.87	90.0	5.87	3.8	SR4	10/10/2014 20:46	28.64	87.2	5.70	7.4
SR4	10/10/2014 2:51	28.52	82.8	5.43	2.6	SR4	10/10/2014 8:51	28.55	86.6	5.67	9.2	SR4	10/10/2014 14:51	28.88	89.9	5.86	2.9	SR4	10/10/2014 20:51	28.64	86.5	5.65	5.2
SR4	10/10/2014 2:56	28.52	82.7	5.42	3.6	SR4	10/10/2014 8:56	28.55	86.7	5.67	8.5	SR4	10/10/2014 14:56	28.93	88.7	5.78	2.9	SR4	10/10/2014 20:56	28.64	86.6	5.65	5.3
SR4	10/10/2014 3:01	28.52	82.8	5.43	3.2	SR4	10/10/2014 9:01	28.56	87.5	5.72	7.8	SR4	10/10/2014 15:01	28.91	88.1	5.74	2.1	SR4	10/10/2014 21:01	28.64	86.3	5.63	5.2
SR4	10/10/2014 3:06	28.53	82.0	5.37	3.6	SR4	10/10/2014 9:06	28.57	87.3	5.70	6.9	SR4	10/10/2014 15:06	28.88	88.7	5.78	2.8	SR4	10/10/2014 21:06	28.62	86.7	5.66	4.6
SR4	10/10/2014 3:11	28.55	82.9	5.43	3.7	SR4	10/10/2014 9:11	28.57	87.6	5.73	6.7	SR4	10/10/2014 15:11	28.85	88.0	5.74	3.1	SR4	10/10/2014 21:11	28.62	86.3	5.64	3.9
SR4	10/10/2014 3:16	28.56	82.9	5.43	2.7	SR4	10/10/2014 9:16	28.57	87.6	5.73	6.9	SR4	10/10/2014 15:16	28.88	88.0	5.74	2.5	SR4	10/10/2014 21:16	28.61	86.7	5.66	5.5
SR4	10/10/2014 3:21	28.57	84.5	5.53	4.5	SR4	10/10/2014 9:21	28.56	87.4	5.71	6.3	SR4	10/10/2014 15:21	28.88	87.6	5.71	2.4	SR4	10/10/2014 21:21	28.61	86.4	5.64	4.3
SR4	10/10/2014 3:26	28.57	83.9	5.49	5.4	SR4	10/10/2014 9:26	28.56	87.3	5.71	6.2	SR4	10/10/2014 15:26	28.85	87.3	5.69	3.1	SR4	10/10/2014 21:26	28.61	85.9	5.60	5.7
SR4	10/10/2014 3:31	28.57	84.8	5.55	5.5	SR4	10/10/2014 9:31	28.56	86.8	5.68	6.9	SR4	10/10/2014 15:31	28.83	86.9	5.67	3.0	SR4	10/10/2014 21:31	28.62	86.3	5.63	4.5
SR4	10/10/2014 3:36	28.58	85.9	5.62	5.6	SR4	10/10/2014 9:36	28.56	87.1	5.69	6.3	SR4	10/10/2014 15:36	28.81	87.0	5.68	4.2	SR4	10/10/2014 21:36	28.62	86.7	5.66	6.6
SR4	10/10/2014 3:41	28.58	84.5	5.53	5.7	SR4	10/10/2014 9:41	28.57	87.1	5.69	5.7	SR4	10/10/2014 15:41	28.81	88.2	5.75	4.4	SR4	10/10/2014 21:41	28.63	85.7	5.59	4.3
SR4	10/10/2014 3:46	28.58	86.1	5.63	6.8	SR4	10/10/2014 9:46	28.57	87.3	5.71	7.5	SR4	10/10/2014 15:46	28.78	88.1	5.75	5.1	SR4	10/10/2014 21:46	28.63	86.1	5.61	4.9
SR4	10/10/2014 3:51	28.58	86.0	5.63	6.0	SR4	10/10/2014 9:51	28.57	86.6	5.66	5.9	SR4	10/10/2014 15:51	28.77	88.5	5.78	4.9	SR4	10/10/2014 21:51	28.63	85.8	5.60	5.4
SR4	10/10/2014 3:56	28.58	86.0	5.63	4.4	SR4	10/10/2014 9:56	28.57	86.4	5.65	4.8	SR4	10/10/2014 15:56	28.74	89.1	5.82	5.9	SR4	10/10/2014 21:56	28.63	85.3	5.57	4.1
SR4	10/10/2014 4:01	28.58	87.0	5.69	4.9	SR4	10/10/2014 10:01	28.56	85.1	5.56	7.1	SR4	10/10/2014 16:01	28.74	88.8	5.80	5.0	SR4	10/10/2014 22:01	28.63	86.2	5.63	5.8
SR4	10/10/2014 4:06	28.57	86.0	5.63	4.9	SR4	10/10/2014 10:06	28.56	86.3	5.64	9.1	SR4	10/10/2014 16:06	28.73	88.5	5.78	6.4	SR4	10/10/2014 22:06	28.62	86.8	5.67	5.1
SR4	10/10/2014 4:11	28.57	86.7	5.67	5.4	SR4	10/10/2014 10:11	28.56	85.4	5.58	9.3	SR4	10/10/2014 16:11	28.72	88.7	5.79	8.1	SR4	10/10/2014 22:11	28.62	87.3	5.70	7.1
SR4	10/10/2014 4:16	28.57	86.3	5.64	6.3	SR4	10/10/2014 10:16	28.57	87.3	5.70	6.9	SR4	10/10/2014 16:16	28.71	88.8	5.80	7.4	SR4	10/10/2014 22:16	28.61	86.9	5.68	4.7
SR4	10/10/2014 4:21	28.57	85.6	5.60	3.8	SR4	10/10/2014 10:21	28.58	87.1	5.69	9.4	SR4	10/10/2014 16:21	28.71	88.5	5.78	7.6	SR4	10/10/2014 22:21	28.60	87.4	5.71	4.1
SR4	10/10/2014 4:26	28.56	85.2	5.57	3.9	SR4	10/10/2014 10:26	28.58	87.1	5.69	8.0	SR4	10/10/2014 16:26	28.71	88.9	5.81	6.5	SR4	10/10/2014 22:26	28.60	87.4	5.71	4.5
SR4	10/10/2014 4:31	28.56	86.4	5.65	6.0	SR4	10/10/2014 10:31	28.58	87.1	5.69	8.8	SR4	10/10/2014 16:31	28.71	88.8	5.79	6.0	SR4	10/10/2014 22:31	28.60	88.3	5.77	5.4
SR4	10/10/2014 4:36	28.57	86.7	5.66	6.3	SR4	10/10/2014 10:36	28.59	87.2	5.70	7.6	SR4	10/10/2014 16:36	28.72	88.6	5.78	6.0	SR4	10/10/2014 22:36	28.60	87.7	5.74	3.8
SR4	10/10/2014 4:41	28.52	86.4	5.65	4.3	SR4	10/10/2014 10:41	28.59	87.2	5.70	7.5	SR4	10/10/2014 16:41	28.71	88.6	5.78	7.6	SR4	10/10/2014 22:41	28.59	88.7	5.80	4.6
SR4	10/10/2014 4:46	28.52	85.9	5.62	4.5	SR4	10/10/2014 10:46	28.59	86.8	5.67	7.4	SR4	10/10/2014 16:46	28.71	88.6	5.78	6.9	SR4	10/10/2014 22:46	28.60	88.0	5.74	4.6
SR4	10/10/2014 4:51	28.53	85.9	5.62	4.4	SR4	10/10/2014 10:51	28.59	86.5	5.65	9.4	SR4	10/10/2014 16:51	28.71	88.4	5.77	6.4	SR4	10/10/2014 22:51	28.59	88.0	5.74	4.6
SR4	10/10/2014 4:56	28.53	86.3	5.64	5.2	SR4	10/10/2014 10:56	28.59	86.7	5.66	9.3	SR4	10/10/2014 16:56	28.71	88.7	5.79	7.6	SR4	10/10/2014 22:56	28.59	87.3	5.70	3.7
SR4	10/10/2014 5:01	28.53	86.5	5.66	4.9	SR4	10/10/2014 11:01	28.59	87.1	5.69	6.6	SR4	10/10/2014 17:01	28.70	88.7	5.79	7.1	SR4	10/10/2014 23:01	28.58	87.7	5.73	3.7
SR4	10/10/2014 5:06	28.52	85.6	5.60	3.9	SR4	10/10/2014 11:06	28.60	86.8	5.67	5.3	SR4	10/10/2014 17:06	28.70	88.8	5.80	5.8	SR4	10/10/2014 23:06	28.58	87.8	5.73	3.9
SR4	10/10/2014 5:11	28.51	85.6	5.61	3.6	SR4	10/10/2014 11:11	28.59	86.8	5.67	6.1	SR4	10/10/2014 17:11	28.71	89.3	5.83	5.3	SR4	10/10/2014 23:11	28.59	87.6	5.72	4.2
SR4	10/10/2014 5:16	28.51	85.8	5.62	4.3	SR4	10/10/2014 11:16	28.60	86.9	5.68	6.1	SR4	10/10/2014 17:16	28.71	88.8	5.79	4.6	SR4	10/10/2014 23:16	28.59	87.5	5.71	4.6
SR4	10/10/2014 5:21	28.48	86.2	5.66	4.3	SR4	10/10/2014 11:21	28.60	86.9	5.68	5.4	SR4	10/10/2014 17:21	28.70	89.2	5.82	6.1	SR4	10/10/2014 23:21	28.59	87.1	5.69	3.5
SR4	10/10/2014 5:26	28.50	87.8	5.76	5.5	SR4	10/10/2014 11:26	28.60	87.3	5.70	4.9	SR4	10/10/2014 17:26	28.70	89.4	5.83	5.2	SR4	10/10/2014 23:26	28.57	88.6	5.78	4.0
SR4	10/10/2014 5:31	28.50	88.0	5.78	4.5	SR4	10/10/2014 11:31	28.60	87.7	5.72	4.2	SR4	10/10/2014 17:31	28.70	89.0	5.81	4.5	SR4	10/10/2014 23:31	28.57	88.1	5.76	4.3
SR4	10/10/2014 5:36	28.50	88.2	5.78	5.1	SR4	10/10/2014 11:36	28.61	87.6	5.71	4.0	SR4	10/10/2014 17:36	28.69	89.2	5.82	3.8	SR4	10/10/2014 23:36	28.58	87.8	5.74	4.0
SR4	10/10/2014 5:41	28.49	87.7	5.76	4.5	SR4	10/10/2014 11:41	28.62	88.1	5.75	4.5	SR4	10/10/2014 17:41	28.69	88.9	5.81	4.3	SR4	10/10/2014 23:41	28.58	87.6	5.72	3.6
SR4	10/10/2014 5:46	28.46	87.0	5.72	3.8	SR4	10/10/2014 11:46	28.63	87.5	5.71	3.9	SR4	10/10/2014 17:46	28.70	88.8	5.80	4.4	SR4	10/10/2014 23:46	28.58	88.0	5.74	3.7
SR4	10/10/2014 5:51	28.47	87.1	5.72	3.7	SR4	10/10/2014 11:51	28.63	86.9	5.67	4.1	SR4	10/10/2014 17:51	28.68	88.8	5.80	3.7	SR4	10/10/2014 23:51	28.58	87.7	5.72	3.9
SR4	10/10/2014 5:56	28.47	86.1	5.66	4.4	SR4	10/10/2014 11:56	28.65	87.4	5.70	4.7	SR4	10/10/2014 17:56	28.69	88.6	5.78	4.6	SR4	10/10/2014 23:56	28.58	87.1	5.69	4.0

Station	Timestamp	Temp (° C)	DO (%)	DO (mg/L)	Tur (NTU)	Station	Timestamp	Temp (° C)	DO (%)	DO (mg/L)	Tur (NTU)	Station	Timestamp	Temp (° C)	DO (%)	DO (mg/L)	Tur (NTU)	Station	Timestamp	Temp (°C)	DO (%)	DO (mg/L)	Tur (NTU)
SR5	10/10/2014 0:00	28.73	76.9	**4.98**	6.5	SR5	10/10/2014 6:00	28.58	78.3	**5.15**	**8.4**	SR5	10/10/2014 12:00	28.66	74.3	**4.82**	7.8	SR5	10/10/2014 18:00	28.78	83.0	5.43	2.7
SR5	10/10/2014 0:05	28.72	76.8	**4.98**	5.6	SR5	10/10/2014 6:05	28.61	78.3	**5.15**	**9.6**	SR5	10/10/2014 12:05	28.66	74.0	**4.80**	7.4	SR5	10/10/2014 18:05	28.80	82.0	**5.36**	3.3
SR5	10/10/2014 0:10	28.72	77.1	**5.00**	6.4	SR5	10/10/2014 6:10	28.59	78.4	**5.15**	**9.1**	SR5	10/10/2014 12:10	28.66	74.9	**4.86**	**9.1**	SR5	10/10/2014 18:10	28.81	82.0	**5.36**	3.8
SR5	10/10/2014 0:15	28.71	77.3	**5.02**	5.8	SR5	10/10/2014 6:15	28.60	78.6	**5.17**	**8.9**	SR5	10/10/2014 12:15	28.67	74.4	**4.83**	7.0	SR5	10/10/2014 18:15	28.80	81.2	**5.31**	3.7
SR5	10/10/2014 0:20	28.70	77.6	**5.04**	5.7	SR5	10/10/2014 6:20	28.58	77.6	**5.11**	**8.6**	SR5	10/10/2014 12:20	28.70	77.0	**5.01**	5.2	SR5	10/10/2014 18:20	28.78	80.9	**5.30**	4.1
SR5	10/10/2014 0:25	28.70	77.5	**5.03**	5.5	SR5	10/10/2014 6:25	28.56	77.5	**5.10**	**8.4**	SR5	10/10/2014 12:25	28.65	77.4	**5.03**	6.6	SR5	10/10/2014 18:25	28.76	81.5	**5.33**	3.1
SR5	10/10/2014 0:30	28.69	77.3	**5.02**	4.9	SR5	10/10/2014 6:30	28.57	78.8	**5.18**	**8.1**	SR5	10/10/2014 12:30	28.65	77.8	**5.06**	5.9	SR5	10/10/2014 18:30	28.78	81.3	**5.31**	3.6
SR5	10/10/2014 0:35	28.71	77.6	**5.04**	6.0	SR5	10/10/2014 6:35	28.59	78.6	**5.17**	**8.4**	SR5	10/10/2014 12:35	28.65	77.7	**5.05**	6.0	SR5	10/10/2014 18:35	28.77	81.0	**5.29**	4.1
SR5	10/10/2014 0:40	28.70	77.3	**5.02**	5.2	SR5	10/10/2014 6:40	28.60	78.4	**5.15**	**9.3**	SR5	10/10/2014 12:40	28.66	77.7	**5.06**	6.1	SR5	10/10/2014 18:40	28.77	80.2	**5.24**	3.6
SR5	10/10/2014 0:45	28.71	77.4	**5.03**	5.4	SR5	10/10/2014 6:45	28.61	78.6	**5.16**	**8.3**	SR5	10/10/2014 12:45	28.66	78.0	**5.07**	6.2	SR5	10/10/2014 18:45	28.76	80.7	**5.27**	3.9
SR5	10/10/2014 0:50	28.71	77.4	**5.03**	5.4	SR5	10/10/2014 6:50	28.60	78.4	**5.15**	**8.4**	SR5	10/10/2014 12:50	28.66	77.5	**5.04**	6.2	SR5	10/10/2014 18:50	28.76	79.5	**5.19**	4.7
SR5	10/10/2014 0:55	28.72	77.2	**5.01**	5.5	SR5	10/10/2014 6:55	28.57	77.4	**5.09**	**8.1**	SR5	10/10/2014 12:55	28.67	77.4	**5.04**	5.4	SR5	10/10/2014 18:55	28.76	79.0	**5.16**	4.1
SR5	10/10/2014 1:00	28.71	77.4	**5.03**	5.7	SR5	10/10/2014 7:00	28.59	77.8	**5.11**	7.9	SR5	10/10/2014 13:00	28.67	77.5	**5.04**	5.1	SR5	10/10/2014 19:00	28.76	79.3	**5.18**	4.3
SR5	10/10/2014 1:05	28.73	77.5	**5.04**	5.7	SR5	10/10/2014 7:05	28.58	76.4	**5.02**	7.5	SR5	10/10/2014 13:05	28.68	77.4	**5.03**	5.5	SR5	10/10/2014 19:05	28.77	79.3	**5.18**	4.2
SR5	10/10/2014 1:10	28.73	77.3	**5.02**	7.0	SR5	10/10/2014 7:10	28.58	76.5	**5.03**	**8.1**	SR5	10/10/2014 13:10	28.67	77.3	**5.03**	5.8	SR5	10/10/2014 19:10	28.74	78.9	**5.15**	5.8
SR5	10/10/2014 1:15	28.70	77.6	**5.05**	5.6	SR5	10/10/2014 7:15	28.58	76.8	**5.05**	**8.7**	SR5	10/10/2014 13:15	28.67	77.7	**5.05**	**8.3**	SR5	10/10/2014 19:15	28.75	78.2	**5.11**	4.6
SR5	10/10/2014 1:20	28.66	77.8	**5.07**	5.4	SR5	10/10/2014 7:20	28.58	77.0	**5.05**	**9.6**	SR5	10/10/2014 13:20	28.69	77.8	**5.06**	6.6	SR5	10/10/2014 19:20	28.76	78.3	**5.11**	4.9
SR5	10/10/2014 1:25	28.50	78.9	**5.16**	4.7	SR5	10/10/2014 7:25	28.56	76.7	**5.04**	**8.8**	SR5	10/10/2014 13:25	28.68	77.5	**5.04**	6.8	SR5	10/10/2014 19:25	28.74	76.7	**5.02**	4.1
SR5	10/10/2014 1:30	28.58	78.8	**5.14**	5.9	SR5	10/10/2014 7:30	28.56	76.5	**5.03**	7.2	SR5	10/10/2014 13:30	28.69	77.5	**5.04**	6.1	SR5	10/10/2014 19:30	28.75	77.1	**5.04**	5.2
SR5	10/10/2014 1:35	28.55	79.1	**5.17**	5.4	SR5	10/10/2014 7:35	28.52	77.1	**5.07**	6.7	SR5	10/10/2014 13:35	28.72	78.2	**5.08**	4.7	SR5	10/10/2014 19:35	28.73	77.1	**5.03**	5.3
SR5	10/10/2014 1:40	28.44	80.0	**5.25**	5.0	SR5	10/10/2014 7:40	28.56	76.6	**5.03**	**8.5**	SR5	10/10/2014 13:40	28.71	78.0	**5.07**	5.0	SR5	10/10/2014 19:40	28.73	77.3	**5.04**	5.8
SR5	10/10/2014 1:45	28.56	78.8	**5.16**	5.6	SR5	10/10/2014 7:45	28.56	76.4	**5.02**	7.8	SR5	10/10/2014 13:45	28.70	77.8	**5.06**	4.6	SR5	10/10/2014 19:45	28.71	77.4	**5.04**	7.3
SR5	10/10/2014 1:50	28.53	78.8	**5.16**	5.7	SR5	10/10/2014 7:50	28.57	76.0	**4.98**	**8.0**	SR5	10/10/2014 13:50	28.70	77.8	**5.06**	5.0	SR5	10/10/2014 19:50	28.71	77.7	**5.06**	6.9
SR5	10/10/2014 1:55	28.56	78.9	**5.16**	6.7	SR5	10/10/2014 7:55	28.58	76.1	**4.99**	7.6	SR5	10/10/2014 13:55	28.72	77.8	**5.06**	6.0	SR5	10/10/2014 19:55	28.71	77.1	**5.03**	5.1
SR5	10/10/2014 2:00	28.58	78.7	**5.15**	6.4	SR5	10/10/2014 8:00	28.59	76.1	**4.99**	**8.6**	SR5	10/10/2014 14:00	28.69	77.6	**5.05**	6.6	SR5	10/10/2014 20:00	28.70	77.5	**5.05**	5.5
SR5	10/10/2014 2:05	28.64	78.0	**5.09**	**8.6**	SR5	10/10/2014 8:05	28.57	76.6	**5.02**	7.2	SR5	10/10/2014 14:05	28.69	77.6	**5.05**	6.4	SR5	10/10/2014 20:05	28.70	77.5	**5.04**	6.6
SR5	10/10/2014 2:10	28.64	77.9	**5.08**	**8.7**	SR5	10/10/2014 8:10	28.48	75.7	**4.98**	5.9	SR5	10/10/2014 14:10	28.69	77.6	**5.05**	6.6	SR5	10/10/2014 20:10	28.70	77.3	**5.02**	7.6
SR5	10/10/2014 2:15	28.64	78.2	**5.11**	6.5	SR5	10/10/2014 8:15	28.57	76.4	**5.01**	6.8	SR5	10/10/2014 14:15	28.69	77.8	**5.06**	6.3	SR5	10/10/2014 20:15	28.70	76.9	**5.00**	**10.4**
SR5	10/10/2014 2:20	28.62	78.6	**5.14**	5.7	SR5	10/10/2014 8:20	28.60	76.1	**4.97**	7.4	SR5	10/10/2014 14:20	28.69	77.9	**5.07**	6.7	SR5	10/10/2014 20:20	28.70	76.7	**4.99**	**9.0**
SR5	10/10/2014 2:25	28.62	78.6	**5.14**	5.9	SR5	10/10/2014 8:25	28.61	75.8	**4.95**	**8.8**	SR5	10/10/2014 14:25	28.71	77.8	**5.06**	6.2	SR5	10/10/2014 20:25	28.70	76.4	**4.96**	**9.6**
SR5	10/10/2014 2:30	28.57	79.2	**5.19**	6.2	SR5	10/10/2014 8:30	28.63	76.2	**4.97**	**9.4**	SR5	10/10/2014 14:30	28.71	77.8	**5.06**	6.3	SR5	10/10/2014 20:30	28.70	76.1	**4.95**	7.2
SR5	10/10/2014 2:35	28.56	79.9	**5.24**	7.8	SR5	10/10/2014 8:35	28.62	76.1	**4.97**	**8.1**	SR5	10/10/2014 14:35	28.71	78.6	**5.12**	5.7	SR5	10/10/2014 20:35	28.69	76.5	**4.98**	6.7
SR5	10/10/2014 2:40	28.56	79.5	**5.21**	6.8	SR5	10/10/2014 8:40	28.62	75.6	**4.94**	**9.1**	SR5	10/10/2014 14:40	28.73	78.7	**5.13**	5.2	SR5	10/10/2014 20:40	28.69	75.9	**4.94**	7.6
SR5	10/10/2014 2:45	28.56	79.5	**5.21**	7.5	SR5	10/10/2014 8:45	28.63	75.5	**4.93**	**11.0**	SR5	10/10/2014 14:45	28.74	79.1	**5.15**	5.6	SR5	10/10/2014 20:45	28.69	75.7	**4.92**	**8.1**
SR5	10/10/2014 2:50	28.55	79.6	**5.22**	7.4	SR5	10/10/2014 8:50	28.63	75.5	**4.92**	**10.7**	SR5	10/10/2014 14:50	28.75	79.7	**5.19**	4.5	SR5	10/10/2014 20:50	28.70	75.9	**4.94**	7.7
SR5	10/10/2014 2:55	28.44	80.8	**5.32**	6.5	SR5	10/10/2014 8:55	28.64	75.9	**4.95**	**10.7**	SR5	10/10/2014 14:55	28.78	80.5	**5.24**	4.6	SR5	10/10/2014 20:55	28.70	75.7	**4.92**	**8.5**
SR5	10/10/2014 3:00	28.47	80.5	**5.30**	6.9	SR5	10/10/2014 9:00	28.61	74.9	**4.89**	6.8	SR5	10/10/2014 15:00	28.79	80.6	**5.25**	4.5	SR5	10/10/2014 21:00	28.70	76.1	**4.94**	**10.0**
SR5	10/10/2014 3:05	28.50	80.3	**5.29**	7.2	SR5	10/10/2014 9:05	28.64	75.4	**4.92**	**9.1**	SR5	10/10/2014 15:05	28.81	82.2	**5.36**	3.5	SR5	10/10/2014 21:05	28.70	75.8	**4.92**	**8.5**
SR5	10/10/2014 3:10	28.52	80.4	**5.30**	7.3	SR5	10/10/2014 9:10	28.65	75.3	**4.91**	**9.8**	SR5	10/10/2014 15:10	28.82	81.6	**5.32**	4.9	SR5	10/10/2014 21:10	28.70	76.7	**4.97**	**11.4**
SR5	10/10/2014 3:15	28.52	80.5	**5.30**	7.2	SR5	10/10/2014 9:15	28.64	75.4	**4.91**	**8.5**	SR5	10/10/2014 15:15	28.81	81.5	**5.31**	3.7	SR5	10/10/2014 21:15	28.69	76.7	**4.97**	**11.4**
SR5	10/10/2014 3:20	28.57	80.1	**5.27**	**8.0**	SR5	10/10/2014 9:20	28.64	75.6	**4.93**	**8.2**	SR5	10/10/2014 15:20	28.83	82.9	5.40	3.5	SR5	10/10/2014 21:20	28.70	76.5	**4.96**	**9.6**
SR5	10/10/2014 3:25	28.57	80.0	**5.26**	**8.0**	SR5	10/10/2014 9:25	28.65	75.3	**4.91**	**9.7**	SR5	10/10/2014 15:25	28.83	82.4	**5.38**	4.3	SR5	10/10/2014 21:25	28.70	75.4	**4.89**	**8.4**
SR5	10/10/2014 3:30	28.60	79.8	**5.24**	**9.0**	SR5	10/10/2014 9:30	28.65	75.0	**4.88**	**9.6**	SR5	10/10/2014 15:30	28.82	82.7	5.39	4.0	SR5	10/10/2014 21:30	28.70	76.3	**4.95**	**9.8**
SR5	10/10/2014 3:35	28.60	79.6	**5.23**	**8.1**	SR5	10/10/2014 9:35	28.66	74.9	**4.88**	**11.1**	SR5	10/10/2014 15:35	28.84	82.5	5.39	2.5	SR5	10/10/2014 21:35	28.70	76.1	**4.93**	**9.3**
SR5	10/10/2014 3:40	28.63	79.4	**5.21**	**9.8**	SR5	10/10/2014 9:40	28.66	74.5	**4.85**	**10.2**	SR5	10/10/2014 15:40	28.85	82.4	**5.38**	3.2	SR5	10/10/2014 21:40	28.70	76.3	**4.95**	**9.2**
SR5	10/10/2014 3:45	28.64	79.2	**5.20**	**9.3**	SR5	10/10/2014 9:45	28.66	74.3	**4.84**	**9.9**	SR5	10/10/2014 15:45	28.88	83.2	5.43	3.2	SR5	10/10/2014 21:45	28.70	76.4	**4.95**	**8.7**
SR5	10/10/2014 3:50	28.67	79.8	**5.24**	**8.9**	SR5	10/10/2014 9:50	28.66	74.0	**4.82**	**8.9**	SR5	10/10/2014 15:50	28.89	83.7	5.46	2.6	SR5	10/10/2014 21:50	28.70	76.3	**4.94**	**8.2**
SR5	10/10/2014 3:55	28.64	79.0	**5.18**	**9.8**	SR5	10/10/2014 9:55	28.66	74.1	**4.82**	**10.2**	SR5	10/10/2014 15:55	28.86	83.4	5.45	3.5	SR5	10/10/2014 21:55	28.70	75.9	**4.92**	**8.3**
SR5	10/10/2014 4:00	28.64	79.9	**5.24**	**9.8**	SR5	10/10/2014 10:00	28.66	73.4	**4.77**	**8.7**	SR5	10/10/2014 16:00	28.92	84.0	5.48	2.6	SR5	10/10/2014 22:00	28.70	75.9	**4.92**	7.4
SR5	10/10/2014 4:05	28.65	79.6	**5.23**	**9.1**	SR5	10/10/2014 10:05	28.66	73.3	**4.77**	7.6	SR5	10/10/2014 16:05	28.89	83.5	5.45	2.9	SR5	10/10/2014 22:05	28.70	75.6	**4.90**	7.8
SR5	10/10/2014 4:10	28.65	79.9	**5.25**	**9.1**	SR5	10/10/2014 10:10	28.66	73.4	**4.78**	7.9	SR5	10/10/2014 16:10	28.90	84.2	5.49	2.5	SR5	10/10/2014 22:10	28.69	75.7	**4.90**	7.8
SR5	10/10/2014 4:15	28.63	79.8	**5.24**	**8.3**	SR5	10/10/2014 10:15	28.66	73.2	**4.76**	7.6	SR5	10/10/2014 16:15	28.92	84.2	5.50	2.3	SR5	10/10/2014 22:15	28.69	74.9	**4.85**	7.6
SR5	10/10/2014 4:20	28.63	79.1	**5.19**	**9.6**	SR5	10/10/2014 10:20	28.66	72.5	**4.72**	7.9	SR5	10/10/2014 16:20	28.88	85.0	5.55	2.6	SR5	10/10/2014 22:20	28.70	76.2	**4.94**	7.7
SR5	10/10/2014 4:25	28.60	80.3	**5.28**	**9.3**	SR5	10/10/2014 10:25	28.66	73.4	**4.78**	**8.6**	SR5	10/10/2014 16:25	28.87	84.6	5.52	3.0	SR5	10/10/2014 22:25	28.70	77.0	**4.99**	6.9
SR5	10/10/2014 4:30	28.62	79.8	**5.24**	**10.4**	SR5	10/10/2014 10:30	28.66	73.6	**4.79**	**8.8**	SR5	10/10/2014 16:30	28.88	84.0	5.49	2.8	SR5	10/10/2014 22:30	28.70	76.8	**4.98**	6.7
SR5	10/10/2014 4:35	28.62	80.2	**5.27**	**10.3**	SR5	10/10/2014 10:35	28.66	74.0	**4.81**	**9.4**	SR5	10/10/2014 16:35	28.85	84.1	5.50	3.0	SR5	10/10/2014 22:35	28.70	76.0	**4.93**	**8.1**
SR5	10/10/2014 4:40	28.62	80.1	**5.27**	**10.4**	SR5	10/10/2014 10:40	28.66	74.3	**4.83**	**9.5**	SR5	10/10/2014 16:40	28.85	83.8	5.48	3.3	SR5	10/10/2014 22:40	28.70	76.4	**4.95**	7.4
SR5	10/10/2014 4:45	28.63	80.2	**5.27**	**10.2**	SR5	10/10/2014 10:45	28.65	74.0	**4.81**	**10.8**	SR5	10/10/2014 16:45	28.79	83.3	5.45	4.0	SR5	10/10/2014 22:45	28.70	76.1	**4.93**	6.7
SR5	10/10/2014 4:50	28.63	80.1	**5.27**	**10.7**	SR5	10/10/2014 10:50	28.65	73.7	**4.79**	**8.9**	SR5	10/10/2014 16:50	28.77	82.9	5.43	4.3	SR5	10/10/2014 22:50	28.70	75.5	**4.89**	6.5
SR5	10/10/2014 4:55	28.63	79.5	**5.23**	**11.0**	SR5	10/10/2014 10:55	28.65	73.5	**4.78**	**9.5**	SR5	10/10/2014 16:55	28.78	82.6	5.41	3.8	SR5	10/10/2014 22:55	28.70	76.0	**4.93**	6.2
SR5	10/10/2014 5:00	28.65	79.9	**5.25**	**11.2**	SR5	10/10/2014 11:00	28.65	73.3	**4.76**	**9.0**	SR5	10/10/2014 17:00	28.77	83.1	5.44	3.8	SR5	10/10/2014 23:00	28.70	74.9	**4.85**	6.2
SR5	10/10/2014 5:05	28.65	79.9	**5.25**	**11.5**	SR5	10/10/2014 11:05	28.65	73.7	**4.79**	**9.7**	SR5	10/10/2014 17:05	28.78	82.9	5.42	4.3	SR5	10/10/2014 23:05	28.70	75.4	**4.88**	6.1
SR5	10/10/2014 5:10	28.64	79.3	**5.21**	**10.9**	SR5	10/10/2014 11:10	28.66	73.2	**4.76**	**8.8**	SR5	10/10/2014 17:10	28.78	82.8	5.42	3.6	SR5	10/10/2014 23:10	28.70	76.0	**4.92**	6.3
SR5	10/10/2014 5:15	28.61	79.9	**5.25**	**10.0**	SR5	10/10/2014 11:15	28.66	72.7	**4.73**	**9.2**	SR5	10/10/2014 17:15	28.80	83.0	5.43	3.4	SR5	10/10/2014 23:15	28.70	72.5	**4.70**	5.6
SR5	10/10/2014 5:20	28.62	80.0	**5.26**	**10.2**	SR5	10/10/2014 11:20	28.66	72.9	**4.74**	**8.7**	SR5	10/10/2014 17:20	28.80	82.6	5.40	4.8	SR5	10/10/2014 23:20	28.69	72.7	**4.71**	6.0
SR5	10/10/2014 5:25	28.61	79.9	**5.25**	**9.7**	SR5	10/10/2014 11:25	28.65	73.5	**4.77**	**8.4**	SR5	10/10/2014 17:25	28.81	83.2	5.44	3.3	SR5	10/10/2014 23:25	28.70	73.9	**4.78**	5.5
SR5	10/10/2014 5:30	28.62	79.8	**5.25**	**9.8**	SR5	10/10/2014 11:30	28.66	73.2	**4.75**	7.6	SR5	10/10/2014 17:30	28.80	83.1	5.44	3.0	SR5	10/10/2014 23:30	28.70	74.4	**4.82**	5.6
SR5	10/10/2014 5:35	28.60	79.8	**5.25**	**10.4**	SR5	10/10/2014 11:35	28.66	73.3	**4.76**	7.3	SR5	10/10/2014 17:35	28.81	82.6	5.40	3.5	SR5	10/10/2014 23:35	28.70	74.6	**4.83**	6.1
SR5	10/10/2014 5:40	28.60	79.8	**5.25**	**9.5**	SR5	10/10/2014 11:40	28.66	73.3	**4.76**	7.4	SR5	10/10/2014 17:40	28.82	80.7	**5.27**	3.2	SR5	10/10/2014 23:40	28.70	73.9	**4.79**	5.7
SR5	10/10/2014 5:45	28.60	79.8	**5.25**	**9.5**	SR5	10/10/2014 11:45	28.66	73.4	**4.76**	**8.2**	SR5	10/10/2014 17:45	28.82	80.7	**5.28**	3.0	SR5	10/10/2014 23:45	28.70	73.0	**4.73**	4.7
SR5	10/10/2014 5:50	28.60	78.1	**5.14**	**9.6**	SR5	10/10/2014 11:50	28.66	74.2	**4.82**	**8.2**	SR5	10/10/2014 17:50	28.79	81.7	**5.34**	2.9	SR5	10/10/2014 23:50	28.55	75.5	**4.91**	4.6
SR5	10/10/2014 5:55	28.60	78.4	**5.15**	**9.3**	SR5	10/10/2014 11:55	28.66	74.0	**4.80**	**8.8**	SR5	10/10/2014 17:55	28.76	83.7	5.48	2.7	SR5	10/10/2014 23:55	28.63	77.4	**5.02**	6.1

Station	Timestamp	Temp (° C)	DO (%)	DO (mg/L)	Tur (NTU)	Station	Timestamp	Temp (° C)	DO (%)	DO (mg/L)	Tur (NTU)	Station	Timestamp	Temp (° C)	DO (%)	DO (mg/L)	Tur (NTU)	Station	Timestamp	Temp (°C)	DO (%)	DO (mg/L)	Tur (NTU)
SR9	10/10/2014 0:00	29.26	126.2	8.10	2.4	SR9	10/10/2014 6:00	28.97	113.5	7.33	3.0	SR9	10/10/2014 12:00	28.62	110.2	7.14	1.7	SR9	10/10/2014 18:00	27.83	94.4	6.26	1.8
SR9	10/10/2014 0:05	29.25	126.0	8.09	2.0	SR9	10/10/2014 6:05	28.95	113.6	7.34	2.1	SR9	10/10/2014 12:05	28.62	110.2	7.14	1.6	SR9	10/10/2014 18:05	27.82	94.1	6.23	2.0
SR9	10/10/2014 0:10	29.24	126.8	8.13	3.5	SR9	10/10/2014 6:10	28.94	114.6	7.41	2.0	SR9	10/10/2014 12:10	28.61	110.1	7.13	1.7	SR9	10/10/2014 18:10	27.83	94.1	6.22	1.8
SR9	10/10/2014 0:15	29.24	125.9	8.08	2.2	SR9	10/10/2014 6:15	28.94	115.9	7.49	4.7	SR9	10/10/2014 12:15	28.63	111.0	7.19	1.6	SR9	10/10/2014 18:15	27.83	92.6	6.13	2.1
SR9	10/10/2014 0:20	29.24	125.4	8.05	2.7	SR9	10/10/2014 6:20	28.95	116.1	7.50	4.7	SR9	10/10/2014 12:20	28.63	110.6	7.16	2.1	SR9	10/10/2014 18:20	27.83	93.3	6.18	2.0
SR9	10/10/2014 0:25	29.22	124.8	8.01	2.8	SR9	10/10/2014 6:25	28.92	115.5	7.47	**4.9**	SR9	10/10/2014 12:25	28.63	110.3	7.14	1.9	SR9	10/10/2014 18:25	27.81	93.3	6.17	2.1
SR9	10/10/2014 0:30	29.21	124.2	7.97	2.3	SR9	10/10/2014 6:30	28.95	115.6	7.47	0.5	SR9	10/10/2014 12:30	28.65	110.3	7.14	2.0	SR9	10/10/2014 18:30	27.80	93.7	6.19	1.8
SR9	10/10/2014 0:35	29.19	123.8	7.95	2.5	SR9	10/10/2014 6:35	28.94	116.3	7.52	4.6	SR9	10/10/2014 12:35	28.64	109.8	7.11	1.6	SR9	10/10/2014 18:35	27.79	92.6	6.13	1.9
SR9	10/10/2014 0:40	29.19	123.6	7.94	2.5	SR9	10/10/2014 6:40	28.93	115.6	7.47	**5.9**	SR9	10/10/2014 12:40	28.65	111.7	7.23	2.1	SR9	10/10/2014 18:40	27.80	93.4	6.18	1.9
SR9	10/10/2014 0:45	29.18	123.2	7.91	2.5	SR9	10/10/2014 6:45	28.91	117.2	7.58	4.1	SR9	10/10/2014 12:45	28.65	112.9	7.31	2.5	SR9	10/10/2014 18:45	27.80	93.6	6.19	1.6
SR9	10/10/2014 0:50	29.18	123.0	7.90	2.5	SR9	10/10/2014 6:50	28.90	117.8	7.61	2.8	SR9	10/10/2014 12:50	28.64	112.7	7.29	2.8	SR9	10/10/2014 18:50	27.80	92.8	6.14	2.1
SR9	10/10/2014 0:55	29.17	122.4	7.86	2.6	SR9	10/10/2014 6:55	28.89	118.7	7.67	2.4	SR9	10/10/2014 12:55	28.66	112.1	7.25	2.5	SR9	10/10/2014 18:55	27.79	91.7	6.06	1.7
SR9	10/10/2014 1:00	29.17	121.9	7.83	2.8	SR9	10/10/2014 7:00	28.92	117.9	7.62	2.0	SR9	10/10/2014 13:00	28.66	114.5	7.41	2.8	SR9	10/10/2014 19:00	27.79	91.8	6.09	0.4
SR9	10/10/2014 1:05	29.15	121.7	7.82	2.6	SR9	10/10/2014 7:05	28.87	118.8	7.68	2.4	SR9	10/10/2014 13:05	28.68	114.3	7.39	2.8	SR9	10/10/2014 19:05	27.78	92.1	6.09	0.5
SR9	10/10/2014 1:10	29.15	121.5	7.81	2.9	SR9	10/10/2014 7:10	28.89	118.4	7.66	2.0	SR9	10/10/2014 13:10	28.69	112.9	7.31	2.4	SR9	10/10/2014 19:10	27.78	91.6	6.06	0.4
SR9	10/10/2014 1:15	29.14	122.0	7.85	3.0	SR9	10/10/2014 7:15	28.87	118.2	7.64	3.5	SR9	10/10/2014 13:15	28.70	114.7	7.42	2.6	SR9	10/10/2014 19:15	27.78	99.2	6.54	1.3
SR9	10/10/2014 1:20	29.15	123.3	7.92	4.7	SR9	10/10/2014 7:20	28.86	118.4	7.66	2.2	SR9	10/10/2014 13:20	28.70	114.2	7.39	2.6	SR9	10/10/2014 19:20	27.78	92.3	6.09	1.3
SR9	10/10/2014 1:25	29.15	124.5	8.00	2.3	SR9	10/10/2014 7:25	28.85	117.8	7.63	2.7	SR9	10/10/2014 13:25	28.71	112.8	7.29	1.3	SR9	10/10/2014 19:25	27.79	92.3	6.09	1.4
SR9	10/10/2014 1:30	29.15	125.0	8.04	2.2	SR9	10/10/2014 7:30	28.85	116.5	7.54	2.8	SR9	10/10/2014 13:30	28.72	111.8	7.22	1.3	SR9	10/10/2014 19:30	27.78	93.3	6.18	1.6
SR9	10/10/2014 1:35	29.13	125.1	8.05	2.6	SR9	10/10/2014 7:35	28.85	116.6	7.55	2.3	SR9	10/10/2014 13:35	28.73	116.3	7.51	1.4	SR9	10/10/2014 19:35	27.78	93.3	6.17	1.4
SR9	10/10/2014 1:40	29.12	124.9	8.03	1.2	SR9	10/10/2014 7:40	28.83	116.6	7.55	2.5	SR9	10/10/2014 13:40	28.73	117.1	7.56	1.6	SR9	10/10/2014 19:40	27.78	93.7	6.19	1.0
SR9	10/10/2014 1:45	29.11	125.5	8.07	1.3	SR9	10/10/2014 7:45	28.83	116.8	7.56	2.5	SR9	10/10/2014 13:45	28.86	98.5	6.27	1.4	SR9	10/10/2014 19:45	27.77	100.1	6.48	0.8
SR9	10/10/2014 1:50	29.12	125.6	8.06	1.3	SR9	10/10/2014 7:50	28.80	116.5	7.55	2.5	SR9	10/10/2014 13:50	28.87	90.2	**5.75**	1.0	SR9	10/10/2014 19:50	27.77	99.1	6.40	0.9
SR9	10/10/2014 1:55	29.11	126.0	8.10	1.2	SR9	10/10/2014 7:55	28.80	116.2	7.53	2.5	SR9	10/10/2014 13:55	28.89	98.1	6.25	0.8	SR9	10/10/2014 19:55	27.77	100.4	6.48	1.9
SR9	10/10/2014 2:00	29.11	127.2	8.17	1.2	SR9	10/10/2014 8:00	28.81	116.2	7.53	2.6	SR9	10/10/2014 14:00	28.87	99.2	6.32	0.9	SR9	10/10/2014 20:00	27.77	102.0	6.58	1.7
SR9	10/10/2014 2:05	29.10	127.9	8.22	1.2	SR9	10/10/2014 8:05	28.80	115.6	7.49	2.8	SR9	10/10/2014 14:05	28.86	98.5	6.27	1.9	SR9	10/10/2014 20:05	27.77	103.2	6.66	1.9
SR9	10/10/2014 2:10	29.11	127.8	8.21	1.0	SR9	10/10/2014 8:10	28.79	113.3	7.33	2.6	SR9	10/10/2014 14:10	28.86	101.0	6.42	1.7	SR9	10/10/2014 20:10	27.77	103.6	6.69	1.7
SR9	10/10/2014 2:15	29.12	127.2	8.17	1.5	SR9	10/10/2014 8:15	28.79	113.6	7.36	2.9	SR9	10/10/2014 14:15	28.86	102.0	6.49	1.9	SR9	10/10/2014 20:15	27.77	102.8	6.64	1.8
SR9	10/10/2014 2:20	29.14	125.8	8.08	1.0	SR9	10/10/2014 8:20	28.78	111.6	7.23	2.1	SR9	10/10/2014 14:20	28.84	102.5	6.52	1.7	SR9	10/10/2014 20:20	27.77	102.6	6.62	1.9
SR9	10/10/2014 2:25	29.15	126.6	8.13	1.3	SR9	10/10/2014 8:25	28.77	111.4	7.22	2.2	SR9	10/10/2014 14:25	28.83	103.0	6.56	1.8	SR9	10/10/2014 20:25	27.76	102.8	6.63	3.0
SR9	10/10/2014 2:30	29.13	127.7	8.20	0.9	SR9	10/10/2014 8:30	28.76	111.4	7.22	2.1	SR9	10/10/2014 14:30	28.84	103.5	6.58	1.9	SR9	10/10/2014 20:30	27.76	103.3	6.66	0.6
SR9	10/10/2014 2:35	29.14	127.5	8.19	1.4	SR9	10/10/2014 8:35	28.76	109.0	7.06	2.4	SR9	10/10/2014 14:35	28.84	104.4	6.64	1.7	SR9	10/10/2014 20:35	27.76	103.6	6.68	3.4
SR9	10/10/2014 2:40	29.13	126.8	8.14	1.0	SR9	10/10/2014 8:40	28.76	108.2	7.01	4.0	SR9	10/10/2014 14:40	28.85	104.7	6.66	1.9	SR9	10/10/2014 20:40	27.76	104.4	6.73	2.9
SR9	10/10/2014 2:45	29.14	127.5	8.19	1.0	SR9	10/10/2014 8:45	28.75	107.9	6.99	3.8	SR9	10/10/2014 14:45	28.85	106.0	6.75	1.8	SR9	10/10/2014 20:45	27.76	104.4	6.73	3.6
SR9	10/10/2014 2:50	29.13	129.7	8.33	1.0	SR9	10/10/2014 8:50	28.75	108.2	7.01	2.6	SR9	10/10/2014 14:50	28.84	106.4	6.77	1.8	SR9	10/10/2014 20:50	27.76	104.9	6.76	2.6
SR9	10/10/2014 2:55	29.13	129.4	8.31	1.1	SR9	10/10/2014 8:55	28.75	108.5	7.03	3.9	SR9	10/10/2014 14:55	28.85	106.8	6.80	1.9	SR9	10/10/2014 20:55	27.76	104.5	6.74	3.0
SR9	10/10/2014 3:00	29.13	128.6	8.26	1.3	SR9	10/10/2014 9:00	28.76	108.1	7.00	3.7	SR9	10/10/2014 15:00	28.84	106.7	6.79	1.9	SR9	10/10/2014 21:00	27.75	104.5	6.73	2.2
SR9	10/10/2014 3:05	29.12	128.2	8.24	1.0	SR9	10/10/2014 9:05	28.73	107.2	6.94	3.9	SR9	10/10/2014 15:05	28.84	107.1	6.82	1.7	SR9	10/10/2014 21:05	27.76	104.5	6.73	2.1
SR9	10/10/2014 3:10	29.11	128.8	8.28	1.3	SR9	10/10/2014 9:10	28.74	107.7	6.98	2.2	SR9	10/10/2014 15:10	28.84	107.5	6.84	2.0	SR9	10/10/2014 21:10	27.75	103.9	6.70	3.0
SR9	10/10/2014 3:15	29.11	128.2	8.25	1.1	SR9	10/10/2014 9:15	28.73	106.2	6.88	2.1	SR9	10/10/2014 15:15	28.84	109.3	6.95	2.1	SR9	10/10/2014 21:15	27.75	105.1	6.77	3.2
SR9	10/10/2014 3:20	29.12	126.2	8.13	1.1	SR9	10/10/2014 9:20	28.71	105.8	6.86	2.0	SR9	10/10/2014 15:20	28.85	110.0	6.99	**8.6**	SR9	10/10/2014 21:20	27.74	104.6	6.74	3.2
SR9	10/10/2014 3:25	29.12	124.8	8.04	1.3	SR9	10/10/2014 9:25	28.74	105.9	6.86	4.0	SR9	10/10/2014 15:25	28.86	109.0	6.94	**8.1**	SR9	10/10/2014 21:25	27.74	105.1	6.77	3.1
SR9	10/10/2014 3:30	29.14	123.5	7.95	1.2	SR9	10/10/2014 9:30	28.71	106.0	6.85	4.1	SR9	10/10/2014 15:30	28.86	110.3	7.02	2.5	SR9	10/10/2014 21:30	27.73	105.8	6.81	2.8
SR9	10/10/2014 3:35	29.14	123.0	7.91	1.4	SR9	10/10/2014 9:35	28.72	106.4	6.88	4.2	SR9	10/10/2014 15:35	28.87	111.2	7.07	1.7	SR9	10/10/2014 21:35	27.78	105.6	6.80	2.8
SR9	10/10/2014 3:40	29.14	121.7	7.83	1.3	SR9	10/10/2014 9:40	28.72	106.7	6.91	**7.8**	SR9	10/10/2014 15:40	28.88	110.2	7.01	1.6	SR9	10/10/2014 21:40	27.78	104.7	6.74	2.9
SR9	10/10/2014 3:45	29.14	119.3	7.68	1.4	SR9	10/10/2014 9:45	28.70	106.5	6.89	4.1	SR9	10/10/2014 15:45	28.89	111.1	7.07	1.9	SR9	10/10/2014 21:45	27.84	104.2	6.71	2.6
SR9	10/10/2014 3:50	29.13	118.2	7.61	1.3	SR9	10/10/2014 9:50	28.71	106.9	6.92	0.8	SR9	10/10/2014 15:50	28.92	110.2	7.01	1.8	SR9	10/10/2014 21:50	27.89	104.5	6.73	3.0
SR9	10/10/2014 3:55	29.11	118.1	7.60	1.6	SR9	10/10/2014 9:55	28.69	106.8	6.92	4.0	SR9	10/10/2014 15:55	28.92	107.6	6.84	2.3	SR9	10/10/2014 21:55	27.89	103.1	6.64	3.0
SR9	10/10/2014 4:00	29.12	118.1	7.60	**10.2**	SR9	10/10/2014 10:00	28.68	108.1	7.00	3.9	SR9	10/10/2014 16:00	28.93	100.6	6.40	1.9	SR9	10/10/2014 22:00	27.90	106.6	6.86	2.7
SR9	10/10/2014 4:05	29.11	118.0	7.60	1.5	SR9	10/10/2014 10:05	28.68	108.3	7.01	3.9	SR9	10/10/2014 16:05	28.94	103.8	6.60	1.7	SR9	10/10/2014 22:05	27.98	106.6	6.87	2.6
SR9	10/10/2014 4:10	29.10	118.1	7.61	**5.8**	SR9	10/10/2014 10:10	28.66	108.1	7.00	2.5	SR9	10/10/2014 16:10	28.94	95.6	6.08	1.8	SR9	10/10/2014 22:10	27.82	104.5	6.73	2.6
SR9	10/10/2014 4:15	29.12	114.7	7.38	1.6	SR9	10/10/2014 10:15	28.66	107.1	6.93	2.8	SR9	10/10/2014 16:15	28.95	96.6	6.25	1.9	SR9	10/10/2014 22:15	27.93	104.4	6.73	2.3
SR9	10/10/2014 4:20	29.07	113.5	7.32	1.7	SR9	10/10/2014 10:20	28.64	107.9	6.99	3.0	SR9	10/10/2014 16:20	28.96	95.0	6.15	2.0	SR9	10/10/2014 22:20	28.05	107.8	6.94	2.3
SR9	10/10/2014 4:25	29.06	114.0	7.35	1.8	SR9	10/10/2014 10:25	28.65	107.7	6.98	2.4	SR9	10/10/2014 16:25	28.97	94.8	6.13	1.6	SR9	10/10/2014 22:25	27.99	109.4	7.04	2.2
SR9	10/10/2014 4:30	29.07	115.0	7.42	1.5	SR9	10/10/2014 10:30	28.66	108.5	7.02	2.7	SR9	10/10/2014 16:30	28.64	92.3	5.97	1.7	SR9	10/10/2014 22:30	27.98	109.4	7.04	2.0
SR9	10/10/2014 4:35	29.07	116.6	7.53	1.7	SR9	10/10/2014 10:35	28.64	107.6	6.97	2.4	SR9	10/10/2014 16:35	28.63	92.6	5.99	1.7	SR9	10/10/2014 22:35	28.01	109.4	7.04	2.0
SR9	10/10/2014 4:40	29.07	117.6	7.58	1.7	SR9	10/10/2014 10:40	28.65	108.4	7.02	2.2	SR9	10/10/2014 16:40	28.62	94.1	6.10	1.5	SR9	10/10/2014 22:40	28.01	107.2	6.94	2.1
SR9	10/10/2014 4:45	29.06	118.9	7.67	0.6	SR9	10/10/2014 10:45	28.65	108.7	7.04	1.9	SR9	10/10/2014 16:45	28.61	94.6	6.13	4.5	SR9	10/10/2014 22:45	28.03	106.7	6.91	2.0
SR9	10/10/2014 4:50	29.06	118.9	7.66	2.3	SR9	10/10/2014 10:50	28.64	108.9	7.05	2.0	SR9	10/10/2014 16:50	28.62	98.4	6.36	**6.4**	SR9	10/10/2014 22:50	28.01	107.3	6.95	2.0
SR9	10/10/2014 4:55	29.07	115.8	7.46	3.2	SR9	10/10/2014 10:55	28.64	109.4	7.08	1.8	SR9	10/10/2014 16:55	28.64	99.2	6.42	**6.9**	SR9	10/10/2014 22:55	27.99	106.8	6.91	1.8
SR9	10/10/2014 5:00	29.08	113.3	7.30	2.9	SR9	10/10/2014 11:00	28.65	110.1	7.12	1.8	SR9	10/10/2014 17:00	28.62	98.8	6.39	**6.3**	SR9	10/10/2014 23:00	28.00	113.4	7.28	2.1
SR9	10/10/2014 5:05	29.07	113.5	7.31	2.1	SR9	10/10/2014 11:05	28.63	109.3	7.08	1.7	SR9	10/10/2014 17:05	28.62	100.0	6.47	**6.8**	SR9	10/10/2014 23:05	28.00	113.1	7.26	2.0
SR9	10/10/2014 5:10	29.05	113.0	7.29	3.3	SR9	10/10/2014 11:10	28.64	108.9	7.05	1.8	SR9	10/10/2014 17:10	28.62	100.1	6.47	0.9	SR9	10/10/2014 23:10	28.02	112.4	7.22	2.0
SR9	10/10/2014 5:15	29.02	112.1	7.24	3.2	SR9	10/10/2014 11:15	28.64	109.4	7.08	2.0	SR9	10/10/2014 17:15	28.61	101.9	6.58	1.2	SR9	10/10/2014 23:15	28.02	118.5	7.75	1.9
SR9	10/10/2014 5:20	29.02	111.3	7.19	3.3	SR9	10/10/2014 11:20	28.64	109.2	7.07	2.0	SR9	10/10/2014 17:20	28.63	102.2	6.60	1.3	SR9	10/10/2014 23:20	28.03	119.1	7.78	1.7
SR9	10/10/2014 5:25	29.01	111.5	7.20	2.9	SR9	10/10/2014 11:25	28.64	108.6	7.03	1.3	SR9	10/10/2014 17:25	28.63	100.5	6.67	1.4	SR9	10/10/2014 23:25	28.05	119.1	7.78	1.9
SR9	10/10/2014 5:30	28.98	111.4	7.20	2.8	SR9	10/10/2014 11:30	28.63	109.7	7.11	1.2	SR9	10/10/2014 17:30	28.63	100.4	6.67	1.3	SR9	10/10/2014 23:30	28.04	118.0	7.71	1.8
SR9	10/10/2014 5:35	28.99	113.2	7.32	2.7	SR9	10/10/2014 11:35	28.62	109.3	7.08	1.0	SR9	10/10/2014 17:35	28.65	97.5	6.47	1.6	SR9	10/10/2014 23:35	28.05	118.2	7.73	1.8
SR9	10/10/2014 5:40	28.98	113.3	7.33	3.2	SR9	10/10/2014 11:40	28.61	109.5	7.09	1.1	SR9	10/10/2014 17:40	28.84	96.2	6.38	1.6	SR9	10/10/2014 23:40	28.02	118.3	7.75	1.9
SR9	10/10/2014 5:45	28.98	112.9	7.29	2.9	SR9	10/10/2014 11:45	28.62	109.9	7.12	1.3	SR9	10/10/2014 17:45	28.84	95.2	6.31	1.4	SR9	10/10/2014 23:45	28.04	118.7	7.78	1.9
SR9	10/10/2014 5:50	28.97	110.9	7.17	2.9	SR9	10/10/2014 11:50	28.64	109.0	7.06	1.3	SR9	10/10/2014 17:50	28.84	94.9	6.29	1.9	SR9	10/10/2014 23:50	28.09	118.4	7.75	1.7
SR9	10/10/2014 5:55	28.98	111.1	7.17	3.4	SR9	10/10/2014 11:55	28.62	109.6	7.10	1.1	SR9	10/10/2014 17:55	27.82	94.4	6.26	1.8	SR9	10/10/2014 23:55	28.07	118.7	7.76	2.0

Station	Timestamp	Temp (° C)	DO (%)	DO (mg/L)	Tur (NTU)	Station	Timestamp	Temp (° C)	DO (%)	DO (mg/L)	Tur (NTU)	Station	Timestamp	Temp (° C)	DO (%)	DO (mg/L)	Tur (NTU)	Station	Timestamp	Temp (°C)	DO (%)	DO (mg/L)	Tur (NTU)
SR10	10/10/2014 0:00	28.70	72.6	**4.70**	3.1	SR10	10/10/2014 6:00	28.45	79.3	**5.16**	4.0	SR10	10/10/2014 12:00	28.59	77.4	**5.03**	2.3	SR10	10/10/2014 18:00	28.78	79.2	**5.12**	3.4
SR10	10/10/2014 0:05	28.70	71.6	**4.63**	3.1	SR10	10/10/2014 6:05	28.45	79.2	**5.15**	3.9	SR10	10/10/2014 12:05	28.59	77.8	**5.06**	3.8	SR10	10/10/2014 18:05	28.85	79.9	**5.17**	3.0
SR10	10/10/2014 0:10	28.70	70.8	**4.58**	4.0	SR10	10/10/2014 6:10	28.45	79.1	**5.15**	3.9	SR10	10/10/2014 12:10	28.62	81.1	**5.27**	2.0	SR10	10/10/2014 18:10	28.80	81.8	**5.29**	3.4
SR10	10/10/2014 0:15	28.70	69.3	**4.48**	3.3	SR10	10/10/2014 6:15	28.48	79.1	**5.14**	**11.0**	SR10	10/10/2014 12:15	28.62	80.8	**5.25**	1.9	SR10	10/10/2014 18:15	28.80	82.3	**5.32**	3.6
SR10	10/10/2014 0:20	28.69	70.4	**4.55**	2.8	SR10	10/10/2014 6:20	28.48	78.6	**5.11**	3.9	SR10	10/10/2014 12:20	28.62	79.3	**5.15**	2.0	SR10	10/10/2014 18:20	28.80	82.1	**5.30**	4.0
SR10	10/10/2014 0:25	28.70	69.0	**4.46**	3.2	SR10	10/10/2014 6:25	28.46	77.8	**5.06**	3.8	SR10	10/10/2014 12:25	28.64	79.4	**5.15**	2.3	SR10	10/10/2014 18:25	28.80	82.6	**5.34**	3.7
SR10	10/10/2014 0:30	28.69	70.8	**4.58**	3.1	SR10	10/10/2014 6:30	28.44	77.9	**5.07**	3.9	SR10	10/10/2014 12:30	28.63	75.6	**4.91**	3.2	SR10	10/10/2014 18:30	28.78	78.3	**5.06**	3.5
SR10	10/10/2014 0:35	28.69	70.2	**4.54**	3.1	SR10	10/10/2014 6:35	28.46	72.6	**4.72**	4.0	SR10	10/10/2014 12:35	28.64	76.5	**4.96**	2.1	SR10	10/10/2014 18:35	28.78	80.9	**5.23**	4.7
SR10	10/10/2014 0:40	28.69	69.3	**4.48**	3.4	SR10	10/10/2014 6:40	28.45	69.4	**4.51**	3.6	SR10	10/10/2014 12:40	28.68	79.3	**5.15**	1.8	SR10	10/10/2014 18:40	28.77	81.1	**5.24**	4.6
SR10	10/10/2014 0:45	28.70	77.7	**5.02**	4.7	SR10	10/10/2014 6:45	28.45	71.1	**4.63**	4.1	SR10	10/10/2014 12:45	28.64	72.1	**4.68**	2.8	SR10	10/10/2014 18:45	28.78	77.8	**5.03**	3.6
SR10	10/10/2014 0:50	28.68	70.2	**4.54**	3.1	SR10	10/10/2014 6:50	28.44	71.9	**4.68**	3.6	SR10	10/10/2014 12:50	28.67	76.1	**4.93**	2.8	SR10	10/10/2014 18:50	28.77	77.5	**5.01**	3.3
SR10	10/10/2014 0:55	28.69	75.6	**4.89**	3.8	SR10	10/10/2014 6:55	28.43	76.2	**4.96**	3.3	SR10	10/10/2014 12:55	28.64	72.7	**4.72**	2.4	SR10	10/10/2014 18:55	28.78	76.2	**4.93**	3.1
SR10	10/10/2014 1:00	28.68	67.4	**4.36**	3.4	SR10	10/10/2014 7:00	28.43	75.6	**4.92**	3.3	SR10	10/10/2014 13:00	28.64	72.4	**4.69**	3.0	SR10	10/10/2014 19:00	28.78	76.5	**4.95**	2.8
SR10	10/10/2014 1:05	28.68	67.8	**4.38**	2.6	SR10	10/10/2014 7:05	28.45	75.8	**4.93**	3.7	SR10	10/10/2014 13:05	28.64	71.4	**4.63**	2.8	SR10	10/10/2014 19:05	28.80	78.4	**5.07**	3.1
SR10	10/10/2014 1:10	28.68	69.3	**4.48**	3.1	SR10	10/10/2014 7:10	28.46	74.9	**4.87**	3.8	SR10	10/10/2014 13:10	28.64	71.3	**4.62**	3.2	SR10	10/10/2014 19:10	28.79	77.2	**4.99**	3.2
SR10	10/10/2014 1:15	28.65	71.4	**4.62**	2.9	SR10	10/10/2014 7:15	28.44	74.3	**4.84**	3.3	SR10	10/10/2014 13:15	28.65	71.2	**4.62**	3.4	SR10	10/10/2014 19:15	28.78	76.7	**4.96**	3.3
SR10	10/10/2014 1:20	28.66	67.7	**4.38**	2.7	SR10	10/10/2014 7:20	28.44	72.8	**4.74**	3.3	SR10	10/10/2014 13:20	28.66	72.6	**4.71**	2.9	SR10	10/10/2014 19:20	28.77	79.5	**5.15**	3.5
SR10	10/10/2014 1:25	28.66	68.8	**4.45**	2.7	SR10	10/10/2014 7:25	28.45	69.9	**4.55**	3.2	SR10	10/10/2014 13:25	28.66	72.4	**4.69**	2.9	SR10	10/10/2014 19:25	28.74	82.6	**5.34**	2.4
SR10	10/10/2014 1:30	28.66	72.5	**4.69**	3.1	SR10	10/10/2014 7:30	28.44	71.2	**4.63**	**6.3**	SR10	10/10/2014 13:30	28.65	75.0	**4.86**	3.0	SR10	10/10/2014 19:30	28.74	82.0	**5.30**	2.4
SR10	10/10/2014 1:35	28.66	71.6	**4.63**	3.7	SR10	10/10/2014 7:35	28.42	72.2	**4.70**	4.0	SR10	10/10/2014 13:35	28.66	76.2	**4.94**	3.5	SR10	10/10/2014 19:35	28.73	82.5	**5.34**	2.5
SR10	10/10/2014 1:40	28.66	72.9	**4.71**	4.0	SR10	10/10/2014 7:40	28.42	71.4	**4.65**	3.9	SR10	10/10/2014 13:40	28.67	80.6	**5.22**	3.3	SR10	10/10/2014 19:40	28.73	84.2	**5.45**	2.5
SR10	10/10/2014 1:45	28.66	70.3	**4.55**	3.8	SR10	10/10/2014 7:45	28.41	71.5	**4.66**	3.4	SR10	10/10/2014 13:45	28.68	80.3	**5.20**	3.1	SR10	10/10/2014 19:45	28.72	84.3	**5.46**	2.5
SR10	10/10/2014 1:50	28.61	73.2	**4.74**	4.0	SR10	10/10/2014 7:50	28.40	71.6	**4.66**	3.4	SR10	10/10/2014 13:50	28.68	81.4	**5.27**	2.8	SR10	10/10/2014 19:50	28.72	84.1	**5.44**	2.7
SR10	10/10/2014 1:55	28.67	81.6	**5.28**	4.5	SR10	10/10/2014 7:55	28.41	71.5	**4.65**	3.5	SR10	10/10/2014 13:55	28.72	78.7	**5.09**	2.5	SR10	10/10/2014 19:55	28.71	83.4	**5.40**	2.3
SR10	10/10/2014 2:00	28.66	81.2	**5.25**	3.7	SR10	10/10/2014 8:00	28.39	72.0	**4.69**	3.2	SR10	10/10/2014 14:00	28.82	80.0	**5.18**	1.9	SR10	10/10/2014 20:00	28.72	83.2	**5.39**	2.7
SR10	10/10/2014 2:05	28.66	82.2	**5.32**	4.6	SR10	10/10/2014 8:05	28.40	72.2	**4.70**	3.5	SR10	10/10/2014 14:05	28.76	81.2	**5.26**	2.4	SR10	10/10/2014 20:05	28.73	81.9	**5.30**	2.6
SR10	10/10/2014 2:10	28.66	82.5	**5.34**	**4.9**	SR10	10/10/2014 8:10	28.39	71.1	**4.63**	3.5	SR10	10/10/2014 14:10	28.74	81.7	**5.29**	2.5	SR10	10/10/2014 20:10	28.73	82.2	**5.32**	2.8
SR10	10/10/2014 2:15	28.65	82.5	**5.34**	4.1	SR10	10/10/2014 8:15	28.40	73.7	**4.80**	3.4	SR10	10/10/2014 14:15	28.78	80.8	**5.23**	4.3	SR10	10/10/2014 20:15	28.72	80.6	**5.21**	2.9
SR10	10/10/2014 2:20	28.65	82.2	**5.32**	4.3	SR10	10/10/2014 8:20	28.39	75.3	**4.91**	2.9	SR10	10/10/2014 14:20	28.76	83.0	**5.37**	2.7	SR10	10/10/2014 20:20	28.72	80.8	**5.23**	3.0
SR10	10/10/2014 2:25	28.65	81.9	**5.30**	3.9	SR10	10/10/2014 8:25	28.39	74.4	**4.85**	2.8	SR10	10/10/2014 14:25	28.76	82.9	**5.36**	2.6	SR10	10/10/2014 20:25	28.71	80.3	**5.20**	3.3
SR10	10/10/2014 2:30	28.65	81.7	**5.28**	3.8	SR10	10/10/2014 8:30	28.39	74.5	**4.86**	2.9	SR10	10/10/2014 14:30	28.78	81.9	**5.30**	3.5	SR10	10/10/2014 20:30	28.71	79.5	**5.15**	3.2
SR10	10/10/2014 2:35	28.65	81.5	**5.27**	3.9	SR10	10/10/2014 8:35	28.39	74.7	**4.87**	2.8	SR10	10/10/2014 14:35	28.78	82.0	**5.31**	3.0	SR10	10/10/2014 20:35	28.69	78.6	**5.09**	3.2
SR10	10/10/2014 2:40	28.64	81.7	**5.29**	3.9	SR10	10/10/2014 8:40	28.41	75.8	**4.94**	3.0	SR10	10/10/2014 14:40	28.79	80.8	**5.23**	3.0	SR10	10/10/2014 20:40	28.71	78.5	**5.08**	3.4
SR10	10/10/2014 2:45	28.63	81.3	**5.26**	3.9	SR10	10/10/2014 8:45	28.42	77.7	**5.06**	2.5	SR10	10/10/2014 14:45	28.80	82.3	**5.32**	2.6	SR10	10/10/2014 20:45	28.71	77.3	**5.01**	3.4
SR10	10/10/2014 2:50	28.63	81.5	**5.27**	3.6	SR10	10/10/2014 8:50	28.44	77.7	**5.06**	2.8	SR10	10/10/2014 14:50	28.81	83.7	**5.41**	2.5	SR10	10/10/2014 20:50	28.73	77.5	**5.01**	4.0
SR10	10/10/2014 2:55	28.63	81.1	**5.25**	3.4	SR10	10/10/2014 8:55	28.44	78.4	**5.11**	3.0	SR10	10/10/2014 14:55	28.86	84.4	**5.45**	2.6	SR10	10/10/2014 20:55	28.71	76.0	**4.92**	3.3
SR10	10/10/2014 3:00	28.71	81.5	**5.27**	4.1	SR10	10/10/2014 9:00	28.44	78.2	**5.09**	2.6	SR10	10/10/2014 15:00	28.82	84.0	**5.42**	3.1	SR10	10/10/2014 21:00	28.72	76.3	**4.93**	3.6
SR10	10/10/2014 3:05	28.66	81.9	**5.30**	3.7	SR10	10/10/2014 9:05	28.45	77.4	**5.04**	2.4	SR10	10/10/2014 15:05	28.85	83.7	**5.41**	3.3	SR10	10/10/2014 21:05	28.71	77.4	**5.01**	3.5
SR10	10/10/2014 3:10	28.68	82.3	**5.32**	3.7	SR10	10/10/2014 9:10	28.46	78.1	**5.09**	2.5	SR10	10/10/2014 15:10	28.91	84.9	**5.48**	2.4	SR10	10/10/2014 21:10	28.71	77.4	**5.01**	4.1
SR10	10/10/2014 3:15	28.64	81.6	**5.28**	3.3	SR10	10/10/2014 9:15	28.45	77.4	**5.04**	2.5	SR10	10/10/2014 15:15	28.93	85.4	**5.51**	2.5	SR10	10/10/2014 21:15	28.71	77.7	**5.03**	3.6
SR10	10/10/2014 3:20	28.69	82.5	**5.33**	4.6	SR10	10/10/2014 9:20	28.46	77.8	**5.06**	2.6	SR10	10/10/2014 15:20	28.91	85.1	**5.49**	2.5	SR10	10/10/2014 21:20	28.72	76.8	**4.97**	4.1
SR10	10/10/2014 3:25	28.66	82.3	**5.32**	4.1	SR10	10/10/2014 9:25	28.46	76.1	**4.95**	2.8	SR10	10/10/2014 15:25	28.93	85.1	**5.49**	2.7	SR10	10/10/2014 21:25	28.70	77.8	**5.04**	3.8
SR10	10/10/2014 3:30	28.67	82.4	**5.33**	4.4	SR10	10/10/2014 9:30	28.46	74.3	**4.84**	2.6	SR10	10/10/2014 15:30	28.93	85.3	**5.50**	2.6	SR10	10/10/2014 21:30	28.71	77.9	**5.04**	3.9
SR10	10/10/2014 3:35	28.66	82.7	**5.35**	4.1	SR10	10/10/2014 9:35	28.46	70.7	**4.60**	2.4	SR10	10/10/2014 15:35	28.96	85.8	**5.53**	2.1	SR10	10/10/2014 21:35	28.70	77.9	**5.04**	3.5
SR10	10/10/2014 3:40	28.66	83.1	**5.38**	4.5	SR10	10/10/2014 9:40	28.46	71.1	**4.63**	3.3	SR10	10/10/2014 15:40	28.95	85.8	**5.53**	2.7	SR10	10/10/2014 21:40	28.71	76.7	**4.97**	3.5
SR10	10/10/2014 3:45	28.61	82.6	**5.34**	**5.5**	SR10	10/10/2014 9:45	28.45	76.2	**4.96**	2.8	SR10	10/10/2014 15:45	28.96	86.2	**5.56**	2.0	SR10	10/10/2014 21:45	28.71	78.2	**5.06**	3.8
SR10	10/10/2014 3:50	28.55	80.5	**5.22**	**6.1**	SR10	10/10/2014 9:50	28.48	76.7	**4.99**	2.7	SR10	10/10/2014 15:50	28.98	86.4	**5.57**	1.9	SR10	10/10/2014 21:50	28.70	79.0	**5.12**	3.4
SR10	10/10/2014 3:55	28.54	80.2	**5.20**	**6.9**	SR10	10/10/2014 9:55	28.48	76.2	**4.96**	4.2	SR10	10/10/2014 15:55	28.98	86.8	**5.60**	1.9	SR10	10/10/2014 21:55	28.70	80.6	**5.21**	3.1
SR10	10/10/2014 4:00	28.52	79.8	**5.18**	**5.9**	SR10	10/10/2014 10:00	28.48	73.2	**4.77**	2.7	SR10	10/10/2014 16:00	28.98	87.1	**5.62**	1.9	SR10	10/10/2014 22:00	28.69	79.9	**5.17**	3.3
SR10	10/10/2014 4:05	28.52	79.6	**5.17**	**5.4**	SR10	10/10/2014 10:05	28.50	76.1	**4.95**	2.4	SR10	10/10/2014 16:05	28.86	85.4	**5.52**	2.7	SR10	10/10/2014 22:05	28.70	80.1	**5.19**	3.3
SR10	10/10/2014 4:10	28.51	79.7	**5.18**	**5.5**	SR10	10/10/2014 10:10	28.49	75.4	**4.90**	2.4	SR10	10/10/2014 16:10	28.77	84.9	**5.50**	3.5	SR10	10/10/2014 22:10	28.69	80.9	**5.24**	3.3
SR10	10/10/2014 4:15	28.51	79.3	**5.15**	**9.3**	SR10	10/10/2014 10:15	28.49	74.6	**4.85**	2.5	SR10	10/10/2014 16:15	28.77	84.7	**5.48**	2.7	SR10	10/10/2014 22:15	28.68	81.3	**5.27**	3.4
SR10	10/10/2014 4:20	28.53	79.4	**5.16**	**5.8**	SR10	10/10/2014 10:20	28.50	74.8	**4.87**	3.2	SR10	10/10/2014 16:20	28.76	84.4	**5.47**	3.3	SR10	10/10/2014 22:20	28.67	81.6	**5.28**	3.1
SR10	10/10/2014 4:25	28.48	79.1	**5.14**	**5.1**	SR10	10/10/2014 10:25	28.50	77.1	**5.01**	2.2	SR10	10/10/2014 16:25	28.76	84.5	**5.47**	2.8	SR10	10/10/2014 22:25	28.68	81.6	**5.28**	3.5
SR10	10/10/2014 4:30	28.47	79.0	**5.14**	4.7	SR10	10/10/2014 10:30	28.50	77.1	**5.02**	1.9	SR10	10/10/2014 16:30	28.79	84.7	**5.48**	2.9	SR10	10/10/2014 22:30	28.70	81.7	**5.29**	3.6
SR10	10/10/2014 4:35	28.47	78.9	**5.13**	4.6	SR10	10/10/2014 10:35	28.51	78.3	**5.09**	2.0	SR10	10/10/2014 16:35	28.80	85.2	**5.51**	3.2	SR10	10/10/2014 22:35	28.70	81.6	**5.29**	3.4
SR10	10/10/2014 4:40	28.47	78.8	**5.13**	4.2	SR10	10/10/2014 10:40	28.51	79.3	**5.16**	2.3	SR10	10/10/2014 16:40	28.81	85.1	**5.50**	3.6	SR10	10/10/2014 22:40	28.72	81.4	**5.27**	4.5
SR10	10/10/2014 4:45	28.48	78.8	**5.12**	4.4	SR10	10/10/2014 10:45	28.52	79.7	**5.19**	2.7	SR10	10/10/2014 16:45	28.79	84.7	**5.48**	3.4	SR10	10/10/2014 22:45	28.71	81.1	**5.25**	4.4
SR10	10/10/2014 4:50	28.48	78.7	**5.12**	4.6	SR10	10/10/2014 10:50	28.52	79.8	**5.19**	2.6	SR10	10/10/2014 16:50	28.77	84.6	**5.48**	3.0	SR10	10/10/2014 22:50	28.72	81.5	**5.28**	4.7
SR10	10/10/2014 4:55	28.48	78.5	**5.11**	4.3	SR10	10/10/2014 10:55	28.52	79.4	**5.16**	2.4	SR10	10/10/2014 16:55	28.77	84.4	**5.46**	3.4	SR10	10/10/2014 22:55	28.72	81.8	**5.29**	**5.3**
SR10	10/10/2014 5:00	28.50	78.3	**5.09**	4.5	SR10	10/10/2014 11:00	28.53	78.8	**5.12**	2.8	SR10	10/10/2014 17:00	28.77	84.1	**5.45**	3.9	SR10	10/10/2014 23:00	28.72	81.7	**5.29**	**5.0**
SR10	10/10/2014 5:05	28.48	78.1	**5.08**	4.3	SR10	10/10/2014 11:05	28.53	79.1	**5.14**	2.5	SR10	10/10/2014 17:05	28.81	85.1	**5.50**	3.7	SR10	10/10/2014 23:05	28.72	81.6	**5.28**	4.6
SR10	10/10/2014 5:10	28.45	77.9	**5.07**	3.6	SR10	10/10/2014 11:10	28.54	79.7	**5.18**	2.8	SR10	10/10/2014 17:10	28.80	84.3	**5.45**	**6.5**	SR10	10/10/2014 23:10	28.71	81.8	**5.30**	**5.1**
SR10	10/10/2014 5:15	28.45	77.6	**5.05**	3.8	SR10	10/10/2014 11:15	28.53	78.7	**5.11**	2.7	SR10	10/10/2014 17:15	28.79	84.4	**5.45**	4.7	SR10	10/10/2014 23:15	28.70	81.6	**5.28**	**5.1**
SR10	10/10/2014 5:20	28.42	77.5	**5.05**	3.6	SR10	10/10/2014 11:20	28.53	76.3	**4.96**	2.1	SR10	10/10/2014 17:20	28.74	84.7	**5.49**	2.8	SR10	10/10/2014 23:20	28.69	81.8	**5.30**	**5.3**
SR10	10/10/2014 5:25	28.43	77.4	**5.04**	3.6	SR10	10/10/2014 11:25	28.54	75.2	**4.89**	2.0	SR10	10/10/2014 17:25	28.77	84.9	**5.50**	**5.1**	SR10	10/10/2014 23:25	28.70	80.5	**5.21**	4.3
SR10	10/10/2014 5:30	28.42	76.9	**5.01**	3.8	SR10	10/10/2014 11:30	28.53	73.8	**4.80**	2.3	SR10	10/10/2014 17:30	28.79	84.3	**5.45**	4.0	SR10	10/10/2014 23:30	28.71	80.7	**5.22**	4.4
SR10	10/10/2014 5:35	28.44	77.4	**5.05**	**7.6**	SR10	10/10/2014 11:35	28.55	76.3	**4.96**	2.3	SR10	10/10/2014 17:35	28.78	84.6	**5.47**	2.9	SR10	10/10/2014 23:35	28.71	80.1	**5.19**	4.6
SR10	10/10/2014 5:40	28.52	79.0	**5.13**	**7.0**	SR10	10/10/2014 11:40	28.56	77.1	**5.01**	2.2	SR10	10/10/2014 17:40	28.79	84.3	**5.45**	3.7	SR10	10/10/2014 23:40	28.71	79.8	**5.17**	4.1
SR10	10/10/2014 5:45	28.45	77.3	**5.04**	**5.1**	SR10	10/10/2014 11:45	28.57	79.0	**5.13**	2.4	SR10	10/10/2014 17:45	28.81	83.7	**5.42**	3.2	SR10	10/10/2014 23:45	28.69	79.3	**5.14**	4.1
SR10	10/10/2014 5:50	28.45	78.2	**5.09**	**5.1**	SR10	10/10/2014 11:50	28.57	75.4	**4.89**	2.9	SR10	10/10/2014 17:50	28.78	82.4	**5.33**	3.2	SR10	10/10/2014 23:50	28.68	80.3	**5.20**	4.4
SR10	10/10/2014 5:55	28.45	78.2	**5.09**	4.6	SR10	10/10/2014 11:55	28.56	71.9	**4.67**	2.7	SR10	10/10/2014 17:55	28.78	77.6	**5.02**	3.6	SR10	10/10/2014 23:55	28.68	79.1	**5.13**	4.0

Station	Timestamp	Temp (° C)	DO (%)	DO (mg/L)	Tur (NTU)	Station	Timestamp	Temp (° C)	DO (%)	DO (mg/L)	Tur (NTU)	Station	Timestamp	Temp (° C)	DO (%)	DO (mg/L)	Tur (NTU)	Station	Timestamp	Temp (°C)	DO (%)	DO (mg/L)	Tur (NTU)
SR11	10/10/2014 0:00	28.69	74.2	**4.85**	1.6	SR11	10/10/2014 6:00	28.65	67.9	**4.43**	2.2	SR11	10/10/2014 12:00	28.61	76.1	**4.98**	1.5	SR11	10/10/2014 18:00	28.81	68.9	**4.49**	1.5
SR11	10/10/2014 0:05	28.68	75.2	**4.92**	1.5	SR11	10/10/2014 6:05	28.58	68.3	**4.47**	1.1	SR11	10/10/2014 12:05	28.64	75.7	**4.96**	1.6	SR11	10/10/2014 18:05	28.78	67.4	**4.40**	3.6
SR11	10/10/2014 0:10	28.68	74.5	**4.87**	1.6	SR11	10/10/2014 6:10	28.56	70.4	**4.61**	1.1	SR11	10/10/2014 12:10	28.64	73.7	**4.82**	2.0	SR11	10/10/2014 18:10	28.83	68.8	**4.49**	1.6
SR11	10/10/2014 0:15	28.68	73.9	**4.83**	1.6	SR11	10/10/2014 6:15	28.55	69.2	**4.53**	1.1	SR11	10/10/2014 12:15	28.63	73.3	**4.80**	2.0	SR11	10/10/2014 18:15	28.83	69.5	**4.53**	1.5
SR11	10/10/2014 0:20	28.68	74.6	**4.88**	1.7	SR11	10/10/2014 6:20	28.59	65.7	**4.30**	1.6	SR11	10/10/2014 12:20	28.64	73.2	**4.79**	1.5	SR11	10/10/2014 18:20	28.82	69.6	**4.54**	1.4
SR11	10/10/2014 0:25	28.68	72.9	**4.76**	1.7	SR11	10/10/2014 6:25	28.53	70.1	**4.59**	0.8	SR11	10/10/2014 12:25	28.62	72.2	**4.73**	2.4	SR11	10/10/2014 18:25	28.81	70.2	**4.58**	2.0
SR11	10/10/2014 0:30	28.67	73.9	**4.83**	1.6	SR11	10/10/2014 6:30	28.58	66.1	**4.33**	1.6	SR11	10/10/2014 12:30	28.65	71.8	**4.70**	1.7	SR11	10/10/2014 18:30	28.86	73.2	**4.77**	1.4
SR11	10/10/2014 0:35	28.68	72.6	**4.74**	1.5	SR11	10/10/2014 6:35	28.53	70.5	**4.62**	0.9	SR11	10/10/2014 12:35	28.71	72.4	**4.73**	1.6	SR11	10/10/2014 18:35	28.85	74.5	**4.86**	1.3
SR11	10/10/2014 0:40	28.67	70.7	**4.62**	1.4	SR11	10/10/2014 6:40	28.53	68.4	**4.48**	0.6	SR11	10/10/2014 12:40	28.66	71.9	**4.71**	2.0	SR11	10/10/2014 18:40	28.85	74.1	**4.83**	0.7
SR11	10/10/2014 0:45	28.68	72.6	**4.75**	1.4	SR11	10/10/2014 6:45	28.53	70.9	**4.64**	1.0	SR11	10/10/2014 12:45	28.72	72.2	**4.72**	2.0	SR11	10/10/2014 18:45	28.84	76.8	**5.01**	0.8
SR11	10/10/2014 0:50	28.68	72.0	**4.71**	1.2	SR11	10/10/2014 6:50	28.51	70.9	**4.65**	0.8	SR11	10/10/2014 12:50	28.74	71.8	**4.69**	1.4	SR11	10/10/2014 18:50	28.81	75.6	**4.93**	1.1
SR11	10/10/2014 0:55	28.69	73.2	**4.79**	1.0	SR11	10/10/2014 6:55	28.51	70.8	**4.63**	1.0	SR11	10/10/2014 12:55	28.79	74.9	**4.89**	1.2	SR11	10/10/2014 18:55	28.79	73.8	**4.81**	1.3
SR11	10/10/2014 1:00	28.69	74.0	**4.84**	0.6	SR11	10/10/2014 7:00	28.51	71.0	**4.65**	0.9	SR11	10/10/2014 13:00	28.74	68.9	**4.50**	1.7	SR11	10/10/2014 19:00	28.80	74.2	**4.84**	1.5
SR11	10/10/2014 1:05	28.70	74.2	**4.85**	1.3	SR11	10/10/2014 7:05	28.51	70.5	**4.62**	1.1	SR11	10/10/2014 13:05	28.79	68.5	**4.47**	1.1	SR11	10/10/2014 19:05	28.81	74.3	**4.85**	2.4
SR11	10/10/2014 1:10	28.69	75.7	**4.95**	0.9	SR11	10/10/2014 7:10	28.50	68.0	**4.46**	0.3	SR11	10/10/2014 13:10	28.86	76.7	**5.00**	1.1	SR11	10/10/2014 19:10	28.81	75.3	**4.91**	1.6
SR11	10/10/2014 1:15	28.68	74.8	**4.89**	0.7	SR11	10/10/2014 7:15	28.51	70.4	**4.61**	0.8	SR11	10/10/2014 13:15	28.82	70.5	**4.60**	1.1	SR11	10/10/2014 19:15	28.79	73.7	**4.81**	1.2
SR11	10/10/2014 1:20	28.68	73.4	**4.80**	0.9	SR11	10/10/2014 7:20	28.53	73.4	**4.81**	1.6	SR11	10/10/2014 13:20	28.86	71.8	**4.68**	1.2	SR11	10/10/2014 19:20	28.83	79.0	**5.15**	1.5
SR11	10/10/2014 1:25	28.68	74.7	**4.88**	1.1	SR11	10/10/2014 7:25	28.50	73.9	**4.84**	1.1	SR11	10/10/2014 13:25	28.82	71.2	**4.65**	0.9	SR11	10/10/2014 19:25	28.88	81.1	**5.28**	1.4
SR11	10/10/2014 1:30	28.69	73.8	**4.82**	1.2	SR11	10/10/2014 7:30	28.52	73.3	**4.80**	1.3	SR11	10/10/2014 13:30	28.76	69.7	**4.55**	0.4	SR11	10/10/2014 19:30	28.85	80.4	**5.25**	1.3
SR11	10/10/2014 1:35	28.68	74.9	**4.90**	0.9	SR11	10/10/2014 7:35	28.54	74.1	**4.85**	1.2	SR11	10/10/2014 13:35	28.84	75.4	**4.92**	0.8	SR11	10/10/2014 19:35	28.87	82.5	**5.39**	1.5
SR11	10/10/2014 1:40	28.69	70.7	**4.62**	1.2	SR11	10/10/2014 7:40	28.53	74.3	**4.87**	1.3	SR11	10/10/2014 13:40	28.84	74.2	**4.84**	0.4	SR11	10/10/2014 19:40	28.87	83.5	**5.44**	1.3
SR11	10/10/2014 1:45	28.68	70.1	**4.58**	1.3	SR11	10/10/2014 7:45	28.52	73.5	**4.81**	1.1	SR11	10/10/2014 13:45	28.74	68.6	**4.48**	0.5	SR11	10/10/2014 19:45	28.87	83.3	**5.43**	1.3
SR11	10/10/2014 1:50	28.71	67.4	**4.40**	2.1	SR11	10/10/2014 7:50	28.49	78.2	**5.13**	2.7	SR11	10/10/2014 13:50	28.76	68.2	**4.46**	0.6	SR11	10/10/2014 19:50	28.83	83.2	**5.43**	1.1
SR11	10/10/2014 1:55	28.69	70.4	**4.60**	1.4	SR11	10/10/2014 7:55	28.50	77.7	**5.10**	2.4	SR11	10/10/2014 13:55	28.75	70.2	**4.59**	0.9	SR11	10/10/2014 19:55	28.83	84.2	**5.50**	3.5
SR11	10/10/2014 2:00	28.67	72.6	**4.75**	1.0	SR11	10/10/2014 8:00	28.50	78.0	**5.12**	3.2	SR11	10/10/2014 14:00	28.75	70.9	**4.63**	0.6	SR11	10/10/2014 20:00	28.85	78.0	**5.09**	2.0
SR11	10/10/2014 2:05	28.68	69.4	**4.54**	1.2	SR11	10/10/2014 8:05	28.49	77.6	**5.09**	2.6	SR11	10/10/2014 14:05	28.79	71.1	**4.65**	0.3	SR11	10/10/2014 20:05	28.76	84.2	**5.50**	1.0
SR11	10/10/2014 2:10	28.68	69.2	**4.52**	1.4	SR11	10/10/2014 8:10	28.51	78.7	**5.17**	2.6	SR11	10/10/2014 14:10	28.82	71.8	**4.69**	0.6	SR11	10/10/2014 20:10	28.83	80.9	**5.28**	1.3
SR11	10/10/2014 2:15	28.68	67.5	**4.41**	1.6	SR11	10/10/2014 8:15	28.50	78.0	**5.12**	2.6	SR11	10/10/2014 14:15	28.86	71.4	**4.65**	1.9	SR11	10/10/2014 20:15	28.76	84.6	**5.53**	1.0
SR11	10/10/2014 2:20	28.66	68.6	**4.49**	1.4	SR11	10/10/2014 8:20	28.50	78.5	**5.15**	2.5	SR11	10/10/2014 14:20	28.79	72.7	**4.75**	0.5	SR11	10/10/2014 20:20	28.83	82.4	**5.38**	1.2
SR11	10/10/2014 2:25	28.67	67.7	**4.42**	1.7	SR11	10/10/2014 8:25	28.49	79.3	**5.21**	2.3	SR11	10/10/2014 14:25	28.79	72.8	**4.75**	1.1	SR11	10/10/2014 20:25	28.84	80.6	**5.26**	1.4
SR11	10/10/2014 2:30	28.66	68.0	**4.44**	1.8	SR11	10/10/2014 8:30	28.48	79.7	**5.24**	2.2	SR11	10/10/2014 14:30	28.98	76.5	**4.99**	0.7	SR11	10/10/2014 20:30	28.78	84.9	**5.55**	1.2
SR11	10/10/2014 2:35	28.64	69.4	**4.54**	0.8	SR11	10/10/2014 8:35	28.48	79.6	**5.23**	3.2	SR11	10/10/2014 14:35	28.88	74.9	**4.89**	1.0	SR11	10/10/2014 20:35	28.82	82.1	**5.36**	1.4
SR11	10/10/2014 2:40	28.65	66.8	**4.37**	2.0	SR11	10/10/2014 8:40	28.46	79.8	**5.25**	2.1	SR11	10/10/2014 14:40	28.87	74.1	**4.83**	1.1	SR11	10/10/2014 20:40	28.83	82.6	**5.39**	1.3
SR11	10/10/2014 2:45	28.64	71.0	**4.64**	1.0	SR11	10/10/2014 8:45	28.48	80.0	**5.25**	2.1	SR11	10/10/2014 14:45	28.89	75.3	**4.91**	0.7	SR11	10/10/2014 20:45	28.82	83.1	**5.42**	1.4
SR11	10/10/2014 2:50	28.64	70.7	**4.62**	1.1	SR11	10/10/2014 8:50	28.49	79.9	**5.25**	2.7	SR11	10/10/2014 14:50	28.92	76.4	**4.98**	0.6	SR11	10/10/2014 20:50	28.86	82.3	**5.37**	1.4
SR11	10/10/2014 2:55	28.64	71.8	**4.70**	1.1	SR11	10/10/2014 8:55	28.50	79.9	**5.25**	2.1	SR11	10/10/2014 14:55	28.95	77.2	**5.03**	1.3	SR11	10/10/2014 20:55	28.84	84.0	**5.48**	1.4
SR11	10/10/2014 3:00	28.64	72.4	**4.73**	1.2	SR11	10/10/2014 9:00	28.52	79.9	**5.25**	2.1	SR11	10/10/2014 15:00	28.97	77.1	**5.02**	0.4	SR11	10/10/2014 21:00	28.83	82.3	**5.37**	1.2
SR11	10/10/2014 3:05	28.64	69.5	**4.54**	1.9	SR11	10/10/2014 9:05	28.53	79.5	**5.22**	2.3	SR11	10/10/2014 15:05	28.99	78.7	**5.12**	0.5	SR11	10/10/2014 21:05	28.83	84.0	**5.48**	1.3
SR11	10/10/2014 3:10	28.63	72.1	**4.72**	1.4	SR11	10/10/2014 9:10	28.54	79.7	**5.23**	2.2	SR11	10/10/2014 15:10	28.97	77.2	**5.03**	0.8	SR11	10/10/2014 21:10	28.83	84.3	**5.50**	1.4
SR11	10/10/2014 3:15	28.65	68.3	**4.47**	1.9	SR11	10/10/2014 9:15	28.54	79.7	**5.23**	2.3	SR11	10/10/2014 15:15	28.94	75.9	**4.95**	0.5	SR11	10/10/2014 21:15	28.80	84.5	**5.52**	1.4
SR11	10/10/2014 3:20	28.63	72.0	**4.71**	1.7	SR11	10/10/2014 9:20	28.57	79.9	**5.25**	3.5	SR11	10/10/2014 15:20	29.01	76.2	**4.96**	0.3	SR11	10/10/2014 21:20	28.80	84.0	**5.49**	1.3
SR11	10/10/2014 3:25	28.65	70.7	**4.63**	1.6	SR11	10/10/2014 9:25	28.57	80.1	**5.26**	2.3	SR11	10/10/2014 15:25	28.95	73.5	**4.79**	0.7	SR11	10/10/2014 21:25	28.80	84.6	**5.53**	1.3
SR11	10/10/2014 3:30	28.64	72.2	**4.72**	1.7	SR11	10/10/2014 9:30	28.58	79.9	**5.24**	2.4	SR11	10/10/2014 15:30	28.93	72.6	**4.73**	0.8	SR11	10/10/2014 21:30	28.81	84.6	**5.52**	1.5
SR11	10/10/2014 3:35	28.66	69.0	**4.51**	2.0	SR11	10/10/2014 9:35	28.59	81.0	**5.32**	1.9	SR11	10/10/2014 15:35	28.90	71.5	**4.66**	0.5	SR11	10/10/2014 21:35	28.79	84.7	**5.53**	1.3
SR11	10/10/2014 3:40	28.62	73.6	**4.81**	1.2	SR11	10/10/2014 9:40	28.59	80.7	**5.29**	2.1	SR11	10/10/2014 15:40	28.89	69.4	**4.52**	0.8	SR11	10/10/2014 21:40	28.78	83.7	**5.47**	1.2
SR11	10/10/2014 3:45	28.66	69.3	**4.53**	1.8	SR11	10/10/2014 9:45	28.59	80.5	**5.28**	1.9	SR11	10/10/2014 15:45	28.90	72.4	**4.72**	0.3	SR11	10/10/2014 21:45	28.78	84.4	**5.51**	1.3
SR11	10/10/2014 3:50	28.64	70.8	**4.63**	4.4	SR11	10/10/2014 9:50	28.56	79.7	**5.23**	1.8	SR11	10/10/2014 15:50	28.90	73.2	**4.77**	0.3	SR11	10/10/2014 21:50	28.78	82.7	**5.40**	1.5
SR11	10/10/2014 3:55	28.64	68.8	**4.50**	1.8	SR11	10/10/2014 9:55	28.60	80.6	**5.28**	1.7	SR11	10/10/2014 15:55	28.88	72.3	**4.72**	0.4	SR11	10/10/2014 21:55	28.80	83.7	**5.46**	1.6
SR11	10/10/2014 4:00	28.65	69.8	**4.56**	1.7	SR11	10/10/2014 10:00	28.61	80.7	**5.29**	1.7	SR11	10/10/2014 16:00	28.89	72.7	**4.74**	0.4	SR11	10/10/2014 22:00	28.77	84.6	**5.53**	1.3
SR11	10/10/2014 4:05	28.64	70.3	**4.59**	2.2	SR11	10/10/2014 10:05	28.62	80.8	**5.30**	1.8	SR11	10/10/2014 16:05	28.87	73.4	**4.79**	1.3	SR11	10/10/2014 22:05	28.77	82.8	**5.41**	1.2
SR11	10/10/2014 4:10	28.63	73.7	**4.82**	1.6	SR11	10/10/2014 10:10	28.61	80.8	**5.30**	1.8	SR11	10/10/2014 16:10	28.94	73.1	**4.76**	0.3	SR11	10/10/2014 22:10	28.76	84.3	**5.50**	1.2
SR11	10/10/2014 4:15	28.65	69.7	**4.55**	1.8	SR11	10/10/2014 10:15	28.62	81.1	**5.31**	2.3	SR11	10/10/2014 16:15	28.84	72.3	**4.72**	1.9	SR11	10/10/2014 22:15	28.78	83.7	**5.46**	1.3
SR11	10/10/2014 4:20	28.65	68.3	**4.46**	1.3	SR11	10/10/2014 10:20	28.60	80.9	**5.30**	1.8	SR11	10/10/2014 16:20	28.90	73.3	**4.78**	0.8	SR11	10/10/2014 22:20	28.76	83.9	**5.48**	1.1
SR11	10/10/2014 4:25	28.65	66.1	**4.32**	1.4	SR11	10/10/2014 10:25	28.62	80.6	**5.28**	1.7	SR11	10/10/2014 16:25	28.90	73.4	**4.78**	0.9	SR11	10/10/2014 22:25	28.76	81.7	**5.34**	1.3
SR11	10/10/2014 4:30	28.62	68.6	**4.49**	1.1	SR11	10/10/2014 10:30	28.60	80.7	**5.29**	2.0	SR11	10/10/2014 16:30	28.89	74.3	**4.85**	1.0	SR11	10/10/2014 22:30	28.76	81.0	**5.30**	1.6
SR11	10/10/2014 4:35	28.60	71.7	**4.69**	0.8	SR11	10/10/2014 10:35	28.61	80.9	**5.31**	1.6	SR11	10/10/2014 16:35	28.89	74.4	**4.85**	1.2	SR11	10/10/2014 22:35	28.76	81.4	**5.32**	1.4
SR11	10/10/2014 4:40	28.66	66.5	**4.35**	1.9	SR11	10/10/2014 10:40	28.63	81.3	**5.33**	1.6	SR11	10/10/2014 16:40	28.89	74.5	**4.86**	1.1	SR11	10/10/2014 22:40	28.76	78.1	**5.11**	2.0
SR11	10/10/2014 4:45	28.63	67.2	**4.39**	1.5	SR11	10/10/2014 10:45	28.61	80.9	**5.31**	2.7	SR11	10/10/2014 16:45	28.91	74.2	**4.84**	1.1	SR11	10/10/2014 22:45	28.75	75.2	**4.91**	1.6
SR11	10/10/2014 4:50	28.64	64.9	**4.24**	1.8	SR11	10/10/2014 10:50	28.59	80.7	**5.29**	2.8	SR11	10/10/2014 16:50	28.94	76.7	**5.00**	0.8	SR11	10/10/2014 22:50	28.75	74.5	**4.87**	1.8
SR11	10/10/2014 4:55	28.65	66.3	**4.33**	1.6	SR11	10/10/2014 10:55	28.59	79.9	**5.24**	1.5	SR11	10/10/2014 16:55	28.90	72.4	**4.72**	1.5	SR11	10/10/2014 22:55	28.76	71.1	**4.64**	2.3
SR11	10/10/2014 5:00	28.62	68.7	**4.50**	1.4	SR11	10/10/2014 11:00	28.59	79.2	**5.20**	1.5	SR11	10/10/2014 17:00	28.88	70.1	**4.57**	1.4	SR11	10/10/2014 23:00	28.76	68.6	**4.48**	2.3
SR11	10/10/2014 5:05	28.63	64.6	**4.22**	1.7	SR11	10/10/2014 11:05	28.61	79.9	**5.24**	1.6	SR11	10/10/2014 17:05	28.88	69.6	**4.54**	1.5	SR11	10/10/2014 23:05	28.76	70.1	**4.58**	2.4
SR11	10/10/2014 5:10	28.63	66.2	**4.33**	1.7	SR11	10/10/2014 11:10	28.61	80.1	**5.25**	1.4	SR11	10/10/2014 17:10	28.86	67.4	**4.40**	1.7	SR11	10/10/2014 23:10	28.75	64.6	**4.22**	2.1
SR11	10/10/2014 5:15	28.64	64.5	**4.22**	2.2	SR11	10/10/2014 11:15	28.62	80.3	**5.26**	1.6	SR11	10/10/2014 17:15	28.87	65.4	**4.26**	1.5	SR11	10/10/2014 23:15	28.75	65.8	**4.30**	2.4
SR11	10/10/2014 5:20	28.64	64.6	**4.22**	1.7	SR11	10/10/2014 11:20	28.65	80.6	**5.27**	1.6	SR11	10/10/2014 17:20	28.89	69.3	**4.52**	0.9	SR11	10/10/2014 23:20	28.75	61.9	**4.04**	2.3
SR11	10/10/2014 5:25	28.65	64.7	**4.23**	2.2	SR11	10/10/2014 11:25	28.58	78.2	**5.12**	1.9	SR11	10/10/2014 17:25	28.87	72.3	**4.72**	0.5	SR11	10/10/2014 23:25	28.75	61.8	**4.04**	2.4
SR11	10/10/2014 5:30	28.64	67.0	**4.38**	1.7	SR11	10/10/2014 11:30	28.59	78.2	**5.13**	2.2	SR11	10/10/2014 17:30	28.85	68.0	**4.44**	1.6	SR11	10/10/2014 23:30	28.75	63.4	**4.14**	2.7
SR11	10/10/2014 5:35	28.64	69.3	**4.53**	1.7	SR11	10/10/2014 11:35	28.61	73.9	**4.84**	3.0	SR11	10/10/2014 17:35	28.83	65.8	**4.29**	2.0	SR11	10/10/2014 23:35	28.75	65.6	**4.29**	2.2
SR11	10/10/2014 5:40	28.62	68.8	**4.49**	1.4	SR11	10/10/2014 11:40	28.65	79.7	**5.21**	2.7	SR11	10/10/2014 17:40	28.79	66.9	**4.37**	3.0	SR11	10/10/2014 23:40	28.75	64.9	**4.24**	2.0
SR11	10/10/2014 5:45	28.65	69.7	**4.56**	2.1	SR11	10/10/2014 11:45	28.60	76.4	**5.01**	2.2	SR11	10/10/2014 17:45	28.83	67.4	**4.40**	1.4	SR11	10/10/2014 23:45	28.76	68.0	**4.44**	2.1
SR11	10/10/2014 5:50	28.63	66.6	**4.36**	1.9	SR11	10/10/2014 11:50	28.61	76.6	**5.02**	2.0	SR11	10/10/2014 17:50	28.78	69.0	**4.50**	3.2	SR11	10/10/2014 23:50	28.75	68.5	**4.47**	2.0
SR11	10/10/2014 5:55	28.61	69.1	**4.52**	1.6	SR11	10/10/2014 11:55	28.61	75.8	**4.97**	2.1	SR11	10/10/2014 17:55	28.81	67.2	**4.39**	1.7	SR11	10/10/2014 23:55	28.75	66.9	**4.37**	2.1

Station	Timestamp	Temp (° C)	DO (%)	DO (mg/L)	Tur (NTU)	Station	Timestamp	Temp (° C)	DO (%)	DO (mg/L)	Tur (NTU)	Station	Timestamp	Temp (° C)	DO (%)	DO (mg/L)	Tur (NTU)	Station	Timestamp	Temp (°C)	DO (%)	DO (mg/L)	Tur (NTU)
SR12	10/10/2014 0:01	28.68	67.8	4.40	6.2	SR12	10/10/2014 6:01	28.62	71.1	4.62	**16.1**	SR12	10/10/2014 12:01	28.64	66.0	4.28	8.0	SR12	10/10/2014 18:01	28.69	70.2	4.56	9.2
SR12	10/10/2014 0:06	28.68	67.5	4.38	6.2	SR12	10/10/2014 6:06	28.61	70.3	4.57	**12.0**	SR12	10/10/2014 12:06	28.65	67.3	4.37	7.0	SR12	10/10/2014 18:06	28.69	69.7	4.53	8.4
SR12	10/10/2014 0:11	28.69	68.1	4.42	5.8	SR12	10/10/2014 6:11	28.60	71.1	4.63	**11.4**	SR12	10/10/2014 12:11	28.67	68.5	4.44	6.0	SR12	10/10/2014 18:11	28.69	69.4	4.51	8.7
SR12	10/10/2014 0:16	28.68	67.5	4.38	6.1	SR12	10/10/2014 6:16	28.61	70.8	4.61	**14.1**	SR12	10/10/2014 12:16	28.67	67.9	4.40	7.3	SR12	10/10/2014 18:16	28.69	68.7	4.46	9.0
SR12	10/10/2014 0:21	28.69	67.5	4.38	5.9	SR12	10/10/2014 6:21	28.61	69.8	4.54	**18.5**	SR12	10/10/2014 12:21	28.67	68.1	4.42	7.1	SR12	10/10/2014 18:21	28.69	67.9	4.41	8.5
SR12	10/10/2014 0:26	28.68	67.6	4.38	5.7	SR12	10/10/2014 6:26	28.61	68.9	4.48	8.9	SR12	10/10/2014 12:26	28.76	70.8	4.59	4.4	SR12	10/10/2014 18:26	28.69	68.1	4.42	9.3
SR12	10/10/2014 0:31	28.68	68.6	4.45	6.9	SR12	10/10/2014 6:31	28.61	68.9	4.48	**15.0**	SR12	10/10/2014 12:31	28.73	70.5	4.57	4.5	SR12	10/10/2014 18:31	28.68	67.4	4.38	8.3
SR12	10/10/2014 0:36	28.68	67.8	4.40	5.6	SR12	10/10/2014 6:36	28.62	68.9	4.41	**14.2**	SR12	10/10/2014 12:36	28.72	71.0	4.61	4.6	SR12	10/10/2014 18:36	28.69	67.5	4.38	8.6
SR12	10/10/2014 0:41	28.68	69.5	4.51	7.9	SR12	10/10/2014 6:41	28.63	68.9	4.39	**12.0**	SR12	10/10/2014 12:41	28.71	70.6	4.58	4.9	SR12	10/10/2014 18:41	28.68	67.4	4.38	**10.0**
SR12	10/10/2014 0:46	28.68	68.4	4.44	6.7	SR12	10/10/2014 6:46	28.62	68.9	4.39	**11.4**	SR12	10/10/2014 12:46	28.70	70.4	4.57	5.2	SR12	10/10/2014 18:46	28.68	66.7	4.33	8.5
SR12	10/10/2014 0:51	28.68	68.4	4.44	8.0	SR12	10/10/2014 6:51	28.61	68.9	4.35	**10.6**	SR12	10/10/2014 12:51	28.71	70.8	4.60	5.9	SR12	10/10/2014 18:51	28.67	66.8	4.33	8.6
SR12	10/10/2014 0:56	28.67	67.8	4.40	6.1	SR12	10/10/2014 6:56	28.61	68.9	4.37	**11.4**	SR12	10/10/2014 12:56	28.71	70.2	4.56	5.9	SR12	10/10/2014 18:56	28.66	67.0	4.35	8.1
SR12	10/10/2014 1:01	28.68	68.3	4.43	7.2	SR12	10/10/2014 7:01	28.61	67.1	4.36	9.6	SR12	10/10/2014 13:01	28.71	70.2	4.55	6.5	SR12	10/10/2014 19:01	28.66	67.5	4.38	8.0
SR12	10/10/2014 1:06	28.67	69.0	4.48	7.7	SR12	10/10/2014 7:06	28.60	67.1	4.36	9.1	SR12	10/10/2014 13:06	28.71	70.3	4.56	7.2	SR12	10/10/2014 19:06	28.65	67.9	4.41	7.8
SR12	10/10/2014 1:11	28.68	68.1	4.42	8.1	SR12	10/10/2014 7:11	28.61	67.8	4.40	**10.6**	SR12	10/10/2014 13:11	28.70	70.9	4.60	7.3	SR12	10/10/2014 19:11	28.65	68.0	4.41	6.9
SR12	10/10/2014 1:16	28.67	68.1	4.42	7.9	SR12	10/10/2014 7:16	28.61	67.3	4.37	**11.9**	SR12	10/10/2014 13:16	28.70	70.3	4.56	7.7	SR12	10/10/2014 19:16	28.64	68.3	4.44	6.6
SR12	10/10/2014 1:21	28.66	68.8	4.47	7.5	SR12	10/10/2014 7:21	28.61	67.5	4.38	**10.3**	SR12	10/10/2014 13:21	28.71	70.1	4.55	6.9	SR12	10/10/2014 19:21	28.64	68.1	4.43	7.2
SR12	10/10/2014 1:26	28.67	69.7	4.52	8.0	SR12	10/10/2014 7:26	28.61	67.1	4.36	9.6	SR12	10/10/2014 13:26	28.71	71.5	4.64	8.5	SR12	10/10/2014 19:26	28.65	67.8	4.40	6.8
SR12	10/10/2014 1:31	28.67	69.2	4.49	8.2	SR12	10/10/2014 7:31	28.62	66.8	4.34	**12.6**	SR12	10/10/2014 13:31	28.71	71.9	4.67	7.5	SR12	10/10/2014 19:31	28.65	67.9	4.41	7.5
SR12	10/10/2014 1:36	28.67	69.5	4.51	7.6	SR12	10/10/2014 7:36	28.62	67.0	4.35	**11.1**	SR12	10/10/2014 13:36	28.70	70.8	4.60	8.4	SR12	10/10/2014 19:36	28.63	68.3	4.44	6.8
SR12	10/10/2014 1:41	28.66	68.4	4.45	7.3	SR12	10/10/2014 7:41	28.61	67.7	4.40	9.2	SR12	10/10/2014 13:41	28.71	71.4	4.64	7.3	SR12	10/10/2014 19:41	28.63	67.9	4.41	6.8
SR12	10/10/2014 1:46	28.66	68.8	4.47	7.4	SR12	10/10/2014 7:46	28.60	67.7	4.40	9.0	SR12	10/10/2014 13:46	28.70	70.9	4.61	7.1	SR12	10/10/2014 19:46	28.63	67.5	4.39	6.7
SR12	10/10/2014 1:51	28.67	69.8	4.53	8.3	SR12	10/10/2014 7:51	28.61	67.8	4.41	8.9	SR12	10/10/2014 13:51	28.71	71.2	4.62	7.7	SR12	10/10/2014 19:51	28.63	69.2	4.49	6.8
SR12	10/10/2014 1:56	28.67	69.3	4.50	8.2	SR12	10/10/2014 7:56	28.61	67.6	4.39	**11.3**	SR12	10/10/2014 13:56	28.70	71.7	4.65	7.6	SR12	10/10/2014 19:56	28.64	68.1	4.42	6.7
SR12	10/10/2014 2:01	28.67	69.2	4.49	8.1	SR12	10/10/2014 8:01	28.61	67.8	4.40	9.6	SR12	10/10/2014 14:01	28.70	71.7	4.66	7.5	SR12	10/10/2014 20:01	28.63	68.3	4.44	6.2
SR12	10/10/2014 2:06	28.67	68.6	4.45	7.7	SR12	10/10/2014 8:06	28.61	67.6	4.39	9.4	SR12	10/10/2014 14:06	28.70	71.4	4.64	8.3	SR12	10/10/2014 20:06	28.64	68.7	4.46	7.3
SR12	10/10/2014 2:11	28.67	68.1	4.42	7.0	SR12	10/10/2014 8:11	28.61	67.9	4.41	8.8	SR12	10/10/2014 14:11	28.70	71.1	4.62	9.0	SR12	10/10/2014 20:11	28.64	69.2	4.50	7.1
SR12	10/10/2014 2:16	28.68	68.8	4.46	8.9	SR12	10/10/2014 8:16	28.61	67.9	4.41	8.7	SR12	10/10/2014 14:16	28.70	71.3	4.63	8.5	SR12	10/10/2014 20:16	28.63	69.2	4.50	6.8
SR12	10/10/2014 2:21	28.68	68.2	4.43	9.5	SR12	10/10/2014 8:21	28.61	67.1	4.36	8.6	SR12	10/10/2014 14:21	28.69	71.0	4.61	8.6	SR12	10/10/2014 20:21	28.63	68.7	4.47	5.7
SR12	10/10/2014 2:26	28.68	69.1	4.49	9.6	SR12	10/10/2014 8:26	28.61	67.4	4.38	7.3	SR12	10/10/2014 14:26	28.69	71.8	4.67	8.1	SR12	10/10/2014 20:26	28.63	69.2	4.50	6.4
SR12	10/10/2014 2:31	28.67	67.8	4.40	8.0	SR12	10/10/2014 8:31	28.61	67.2	4.37	7.5	SR12	10/10/2014 14:31	28.69	71.7	4.66	9.4	SR12	10/10/2014 20:31	28.62	68.2	4.43	5.9
SR12	10/10/2014 2:36	28.67	67.5	4.39	8.9	SR12	10/10/2014 8:36	28.61	67.4	4.38	7.2	SR12	10/10/2014 14:36	28.68	72.9	4.74	7.8	SR12	10/10/2014 20:36	28.63	67.6	4.39	6.0
SR12	10/10/2014 2:41	28.68	67.6	4.39	**10.0**	SR12	10/10/2014 8:41	28.61	67.5	4.38	7.8	SR12	10/10/2014 14:41	28.67	72.4	4.70	7.7	SR12	10/10/2014 20:41	28.63	67.3	4.37	5.2
SR12	10/10/2014 2:46	28.67	68.4	4.44	**11.2**	SR12	10/10/2014 8:46	28.62	67.2	4.37	6.2	SR12	10/10/2014 14:46	28.68	72.1	4.69	8.7	SR12	10/10/2014 20:46	28.63	68.0	4.42	6.0
SR12	10/10/2014 2:51	28.68	68.4	4.44	**15.5**	SR12	10/10/2014 8:51	28.63	67.3	4.37	6.7	SR12	10/10/2014 14:51	28.67	71.6	4.65	9.0	SR12	10/10/2014 20:51	28.62	67.6	4.39	5.1
SR12	10/10/2014 2:56	28.68	70.5	4.58	**17.4**	SR12	10/10/2014 8:56	28.63	66.2	4.30	6.8	SR12	10/10/2014 14:56	28.67	71.4	4.64	8.8	SR12	10/10/2014 20:56	28.63	68.4	4.45	5.5
SR12	10/10/2014 3:01	28.67	71.1	4.61	**14.9**	SR12	10/10/2014 9:01	28.63	66.8	4.34	6.2	SR12	10/10/2014 15:01	28.67	72.5	4.71	7.4	SR12	10/10/2014 21:01	28.62	67.5	4.39	5.1
SR12	10/10/2014 3:06	28.67	70.2	4.56	**15.5**	SR12	10/10/2014 9:06	28.63	65.0	4.22	7.6	SR12	10/10/2014 15:06	28.67	72.0	4.68	8.3	SR12	10/10/2014 21:06	28.61	68.4	4.44	5.3
SR12	10/10/2014 3:11	28.67	70.1	4.55	9.5	SR12	10/10/2014 9:11	28.63	65.1	4.23	6.7	SR12	10/10/2014 15:11	28.66	71.8	4.67	8.1	SR12	10/10/2014 21:11	28.62	67.7	4.40	5.8
SR12	10/10/2014 3:16	28.67	70.1	4.55	**16.9**	SR12	10/10/2014 9:16	28.63	66.3	4.31	7.0	SR12	10/10/2014 15:16	28.66	72.0	4.68	8.9	SR12	10/10/2014 21:16	28.63	67.0	4.35	6.0
SR12	10/10/2014 3:21	28.67	70.8	4.59	**11.2**	SR12	10/10/2014 9:21	28.63	65.3	4.24	**10.5**	SR12	10/10/2014 15:21	28.65	71.1	4.62	**11.4**	SR12	10/10/2014 21:21	28.63	65.7	4.27	5.4
SR12	10/10/2014 3:26	28.65	71.5	4.64	**15.5**	SR12	10/10/2014 9:26	28.62	64.5	4.19	9.1	SR12	10/10/2014 15:26	28.65	71.9	4.67	8.5	SR12	10/10/2014 21:26	28.63	66.7	4.34	5.1
SR12	10/10/2014 3:31	28.66	70.6	4.58	**17.2**	SR12	10/10/2014 9:31	28.63	64.1	4.16	7.2	SR12	10/10/2014 15:31	28.65	71.5	4.65	9.3	SR12	10/10/2014 21:31	28.63	66.0	4.29	5.4
SR12	10/10/2014 3:36	28.65	71.1	4.61	**17.5**	SR12	10/10/2014 9:36	28.63	65.1	4.23	6.4	SR12	10/10/2014 15:36	28.65	71.8	4.67	9.0	SR12	10/10/2014 21:36	28.64	63.8	4.14	5.2
SR12	10/10/2014 3:41	28.64	72.2	4.69	**14.7**	SR12	10/10/2014 9:41	28.63	66.1	4.29	6.5	SR12	10/10/2014 15:41	28.65	71.7	4.66	8.7	SR12	10/10/2014 21:41	28.65	64.0	4.16	5.7
SR12	10/10/2014 3:46	28.64	72.3	4.70	8.9	SR12	10/10/2014 9:46	28.63	65.4	4.25	5.7	SR12	10/10/2014 15:46	28.65	71.6	4.66	9.3	SR12	10/10/2014 21:46	28.64	63.5	4.12	4.7
SR12	10/10/2014 3:51	28.64	72.3	4.70	**15.5**	SR12	10/10/2014 9:51	28.63	66.3	4.30	5.7	SR12	10/10/2014 15:51	28.65	71.5	4.65	9.2	SR12	10/10/2014 21:51	28.65	63.7	4.14	5.2
SR12	10/10/2014 3:56	28.64	72.2	4.69	**16.0**	SR12	10/10/2014 9:56	28.63	65.4	4.25	6.8	SR12	10/10/2014 15:56	28.66	71.1	4.62	9.6	SR12	10/10/2014 21:56	28.65	65.6	4.25	6.1
SR12	10/10/2014 4:01	28.64	72.0	4.67	**14.8**	SR12	10/10/2014 10:01	28.62	68.4	4.44	6.0	SR12	10/10/2014 16:01	28.68	72.1	4.69	9.1	SR12	10/10/2014 22:01	28.65	65.0	4.22	5.7
SR12	10/10/2014 4:06	28.63	71.6	4.65	**14.6**	SR12	10/10/2014 10:06	28.62	68.1	4.42	5.9	SR12	10/10/2014 16:06	28.67	72.1	4.69	**10.1**	SR12	10/10/2014 22:06	28.65	63.9	4.15	6.1
SR12	10/10/2014 4:11	28.63	72.1	4.69	**15.5**	SR12	10/10/2014 10:11	28.63	67.7	4.40	6.4	SR12	10/10/2014 16:11	28.67	71.2	4.63	9.2	SR12	10/10/2014 22:11	28.65	66.2	4.29	6.0
SR12	10/10/2014 4:16	28.63	72.5	4.71	**15.5**	SR12	10/10/2014 10:16	28.63	67.4	4.37	6.8	SR12	10/10/2014 16:16	28.67	71.5	4.65	8.9	SR12	10/10/2014 22:16	28.64	65.3	4.24	5.3
SR12	10/10/2014 4:21	28.63	72.2	4.69	**12.4**	SR12	10/10/2014 10:21	28.62	66.2	4.30	7.0	SR12	10/10/2014 16:21	28.68	71.5	4.65	9.8	SR12	10/10/2014 22:21	28.62	65.0	4.22	4.5
SR12	10/10/2014 4:26	28.63	72.2	4.69	**16.9**	SR12	10/10/2014 10:26	28.62	66.7	4.33	7.0	SR12	10/10/2014 16:26	28.69	71.8	4.67	8.3	SR12	10/10/2014 22:26	28.64	65.5	4.25	6.6
SR12	10/10/2014 4:31	28.63	72.2	4.70	**16.4**	SR12	10/10/2014 10:31	28.62	67.2	4.36	6.7	SR12	10/10/2014 16:31	28.69	72.2	4.69	9.5	SR12	10/10/2014 22:31	28.65	65.7	4.26	7.4
SR12	10/10/2014 4:36	28.63	72.6	4.72	**15.7**	SR12	10/10/2014 10:36	28.62	67.0	4.35	5.7	SR12	10/10/2014 16:36	28.69	73.6	4.78	7.2	SR12	10/10/2014 22:36	28.62	66.3	4.30	6.3
SR12	10/10/2014 4:41	28.63	72.5	4.71	**16.4**	SR12	10/10/2014 10:41	28.64	68.5	4.44	4.5	SR12	10/10/2014 16:41	28.69	72.5	4.71	8.0	SR12	10/10/2014 22:41	28.62	67.6	4.39	5.2
SR12	10/10/2014 4:46	28.61	72.2	4.69	**13.3**	SR12	10/10/2014 10:46	28.64	66.7	4.33	5.1	SR12	10/10/2014 16:46	28.70	72.3	4.70	7.5	SR12	10/10/2014 22:46	28.62	67.0	4.35	5.7
SR12	10/10/2014 4:51	28.61	72.2	4.70	**12.7**	SR12	10/10/2014 10:51	28.64	65.7	4.26	4.7	SR12	10/10/2014 16:51	28.68	71.9	4.67	7.5	SR12	10/10/2014 22:51	28.60	68.3	4.44	5.1
SR12	10/10/2014 4:56	28.61	71.7	4.67	9.7	SR12	10/10/2014 10:56	28.65	67.8	4.40	4.7	SR12	10/10/2014 16:56	28.69	72.9	4.74	6.5	SR12	10/10/2014 22:56	28.60	68.7	4.46	4.6
SR12	10/10/2014 5:01	28.62	71.7	4.67	**14.2**	SR12	10/10/2014 11:01	28.64	67.3	4.37	5.2	SR12	10/10/2014 17:01	28.69	72.1	4.68	7.6	SR12	10/10/2014 23:01	28.60	68.5	4.45	5.1
SR12	10/10/2014 5:06	28.61	71.8	4.67	**13.0**	SR12	10/10/2014 11:06	28.64	65.5	4.25	8.8	SR12	10/10/2014 17:06	28.68	72.8	4.73	6.1	SR12	10/10/2014 23:06	28.61	67.0	4.35	5.0
SR12	10/10/2014 5:11	28.59	72.6	4.72	**11.2**	SR12	10/10/2014 11:11	28.64	66.2	4.29	6.5	SR12	10/10/2014 17:11	28.69	72.5	4.71	5.6	SR12	10/10/2014 23:11	28.62	66.8	4.34	5.5
SR12	10/10/2014 5:16	28.62	72.1	4.69	**12.1**	SR12	10/10/2014 11:16	28.64	66.7	4.33	7.1	SR12	10/10/2014 17:16	28.68	72.3	4.70	6.5	SR12	10/10/2014 23:16	28.62	66.3	4.30	5.4
SR12	10/10/2014 5:21	28.60	72.5	4.72	9.9	SR12	10/10/2014 11:21	28.64	66.1	4.29	7.8	SR12	10/10/2014 17:21	28.69	71.9	4.67	6.8	SR12	10/10/2014 23:21	28.63	65.9	4.28	5.5
SR12	10/10/2014 5:26	28.58	71.6	4.66	9.7	SR12	10/10/2014 11:26	28.63	66.4	4.31	7.8	SR12	10/10/2014 17:26	28.69	71.0	4.62	6.6	SR12	10/10/2014 23:26	28.63	65.9	4.28	5.5
SR12	10/10/2014 5:31	28.59	70.7	4.60	9.4	SR12	10/10/2014 11:31	28.66	67.7	4.39	5.3	SR12	10/10/2014 17:31	28.68	70.9	4.61	6.1	SR12	10/10/2014 23:31	28.59	65.7	4.27	4.8
SR12	10/10/2014 5:36	28.60	71.4	4.64	**10.5**	SR12	10/10/2014 11:36	28.67	67.6	4.39	5.3	SR12	10/10/2014 17:36	28.69	71.3	4.63	5.9	SR12	10/10/2014 23:36	28.56	68.2	4.43	4.3
SR12	10/10/2014 5:41	28.58	71.9	4.68	8.4	SR12	10/10/2014 11:41	28.64	66.1	4.29	7.8	SR12	10/10/2014 17:41	28.69	70.2	4.56	6.8	SR12	10/10/2014 23:41	28.58	68.7	4.47	4.1
SR12	10/10/2014 5:46	28.59	71.4	4.65	8.9	SR12	10/10/2014 11:46	28.66	67.4	4.37	6.2	SR12	10/10/2014 17:46	28.70	70.3	4.57	8.5	SR12	10/10/2014 23:46	28.58	68.1	4.43	5.0
SR12	10/10/2014 5:51	28.60	71.0	4.62	9.7	SR12	10/10/2014 11:51	28.65	66.3	4.30	7.1	SR12	10/10/2014 17:51	28.68	70.8	4.60	7.2	SR12	10/10/2014 23:51	28.59	68.5	4.45	4.4
SR12	10/10/2014 5:56	28.61	71.0	4.62	**11.3**	SR12	10/10/2014 11:56	28.64	66.0	4.28	8.1	SR12	10/10/2014 17:56	28.69	70.5	4.58	7.3	SR12	10/10/2014 23:56	28.60	68.9	4.48	4.7

Station	Timestamp	Temp (° C)	DO (%)	DO (mg/L)	Tur (NTU)	Station	Timestamp	Temp (° C)	DO (%)	DO (mg/L)	Tur (NTU)	Station	Timestamp	Temp (° C)	DO (%)	DO (mg/L)	Tur (NTU)	Station	Timestamp	Temp (°C)	DO (%)	DO (mg/L)	Tur (NTU)
SR13	10/10/2014 0:00	28.65	67.3	**4.40**	6.2	SR13	10/10/2014 6:00	28.56	66.9	**4.39**	2.3	SR13	10/10/2014 12:00	28.58	67.3	**4.41**	3.1	SR13	10/10/2014 18:00	28.64	69.6	**4.55**	1.9
SR13	10/10/2014 0:05	28.65	67.4	**4.40**	6.1	SR13	10/10/2014 6:05	28.56	65.8	**4.32**	2.2	SR13	10/10/2014 12:05	28.58	67.1	**4.40**	2.5	SR13	10/10/2014 18:05	28.64	69.7	**4.56**	1.9
SR13	10/10/2014 0:10	28.66	66.9	**4.38**	3.2	SR13	10/10/2014 6:10	28.56	63.4	**4.16**	2.3	SR13	10/10/2014 12:10	28.59	67.1	**4.40**	2.7	SR13	10/10/2014 18:10	28.63	69.5	**4.54**	1.4
SR13	10/10/2014 0:15	28.66	67.3	**4.40**	3.8	SR13	10/10/2014 6:15	28.56	66.2	**4.35**	2.1	SR13	10/10/2014 12:15	28.58	67.2	**4.41**	2.0	SR13	10/10/2014 18:15	28.62	70.5	**4.61**	1.5
SR13	10/10/2014 0:20	28.65	67.2	**4.39**	4.6	SR13	10/10/2014 6:20	28.56	67.3	**4.42**	2.9	SR13	10/10/2014 12:20	28.58	66.9	**4.38**	1.9	SR13	10/10/2014 18:20	28.63	70.1	**4.59**	1.7
SR13	10/10/2014 0:25	28.65	67.3	**4.40**	3.9	SR13	10/10/2014 6:25	28.58	68.1	**4.47**	4.0	SR13	10/10/2014 12:25	28.61	68.4	**4.48**	1.9	SR13	10/10/2014 18:25	28.62	70.2	**4.59**	1.4
SR13	10/10/2014 0:30	28.65	67.2	**4.39**	3.7	SR13	10/10/2014 6:30	28.57	67.7	**4.44**	3.7	SR13	10/10/2014 12:30	28.62	68.6	**4.49**	1.9	SR13	10/10/2014 18:30	28.62	70.0	**4.58**	1.3
SR13	10/10/2014 0:35	28.65	67.2	**4.40**	3.7	SR13	10/10/2014 6:35	28.55	66.4	**4.36**	3.1	SR13	10/10/2014 12:35	28.60	68.7	**4.50**	2.6	SR13	10/10/2014 18:35	28.61	69.7	**4.56**	1.3
SR13	10/10/2014 0:40	28.65	67.3	**4.40**	3.9	SR13	10/10/2014 6:40	28.56	67.6	**4.43**	3.7	SR13	10/10/2014 12:40	28.60	68.5	**4.49**	2.3	SR13	10/10/2014 18:40	28.62	70.0	**4.58**	1.7
SR13	10/10/2014 0:45	28.66	66.9	**4.38**	3.1	SR13	10/10/2014 6:45	28.56	67.4	**4.42**	4.0	SR13	10/10/2014 12:45	28.59	68.0	**4.46**	2.7	SR13	10/10/2014 18:45	28.61	69.9	**4.57**	1.1
SR13	10/10/2014 0:50	28.66	66.6	**4.36**	3.3	SR13	10/10/2014 6:50	28.56	67.1	**4.40**	3.0	SR13	10/10/2014 12:50	28.59	67.1	**4.40**	1.9	SR13	10/10/2014 18:50	28.62	70.2	**4.59**	1.3
SR13	10/10/2014 0:55	28.65	66.8	**4.37**	4.6	SR13	10/10/2014 6:55	28.54	66.6	**4.37**	2.8	SR13	10/10/2014 12:55	28.61	68.2	**4.47**	2.6	SR13	10/10/2014 18:55	28.63	70.0	**4.58**	1.9
SR13	10/10/2014 1:00	28.65	66.6	**4.36**	3.8	SR13	10/10/2014 7:00	28.57	68.2	**4.47**	9.7	SR13	10/10/2014 13:00	28.60	67.6	**4.43**	2.7	SR13	10/10/2014 19:00	28.59	71.3	**4.67**	2.4
SR13	10/10/2014 1:05	28.65	66.7	**4.36**	3.9	SR13	10/10/2014 7:05	28.54	67.3	**4.42**	8.1	SR13	10/10/2014 13:05	28.62	68.2	**4.47**	2.9	SR13	10/10/2014 19:05	28.60	70.8	**4.63**	2.1
SR13	10/10/2014 1:10	28.65	66.4	**4.34**	3.2	SR13	10/10/2014 7:10	28.54	68.7	**4.51**	4.5	SR13	10/10/2014 13:10	28.67	69.5	**4.55**	2.4	SR13	10/10/2014 19:10	28.59	70.7	**4.63**	2.0
SR13	10/10/2014 1:15	28.65	65.7	**4.29**	3.2	SR13	10/10/2014 7:15	28.55	68.9	**4.52**	6.1	SR13	10/10/2014 13:15	28.67	69.5	**4.55**	2.0	SR13	10/10/2014 19:15	28.61	70.1	**4.59**	1.9
SR13	10/10/2014 1:20	28.66	64.3	**4.21**	1.9	SR13	10/10/2014 7:20	28.55	68.3	**4.48**	6.6	SR13	10/10/2014 13:20	28.68	69.4	**4.54**	1.6	SR13	10/10/2014 19:20	28.59	70.8	**4.64**	2.4
SR13	10/10/2014 1:25	28.65	63.7	**4.17**	1.8	SR13	10/10/2014 7:25	28.54	68.4	**4.49**	6.2	SR13	10/10/2014 13:25	28.69	69.4	**4.54**	1.9	SR13	10/10/2014 19:25	28.59	70.1	**4.59**	1.4
SR13	10/10/2014 1:30	28.64	65.9	**4.31**	3.1	SR13	10/10/2014 7:30	28.54	68.8	**4.51**	6.2	SR13	10/10/2014 13:30	28.82	70.0	**4.57**	1.0	SR13	10/10/2014 19:30	28.60	70.2	**4.59**	1.8
SR13	10/10/2014 1:35	28.63	68.2	**4.46**	6.2	SR13	10/10/2014 7:35	28.55	68.4	**4.49**	7.1	SR13	10/10/2014 13:35	28.83	70.3	**4.59**	1.1	SR13	10/10/2014 19:35	28.59	70.2	**4.59**	1.7
SR13	10/10/2014 1:40	28.63	68.1	**4.46**	7.4	SR13	10/10/2014 7:40	28.55	67.8	**4.45**	5.7	SR13	10/10/2014 13:40	28.88	70.6	**4.61**	1.0	SR13	10/10/2014 19:40	28.60	70.1	**4.59**	1.9
SR13	10/10/2014 1:45	28.63	67.4	**4.41**	6.4	SR13	10/10/2014 7:45	28.55	68.2	**4.47**	7.5	SR13	10/10/2014 13:45	28.89	70.5	**4.60**	1.1	SR13	10/10/2014 19:45	28.60	70.2	**4.60**	2.2
SR13	10/10/2014 1:50	28.63	67.2	**4.39**	5.4	SR13	10/10/2014 7:50	28.54	68.0	**4.46**	5.6	SR13	10/10/2014 13:50	28.96	72.0	**4.69**	0.9	SR13	10/10/2014 19:50	28.60	70.2	**4.59**	2.2
SR13	10/10/2014 1:55	28.62	66.9	**4.38**	5.1	SR13	10/10/2014 7:55	28.54	68.8	**4.52**	6.3	SR13	10/10/2014 13:55	28.87	70.7	**4.61**	1.0	SR13	10/10/2014 19:55	28.60	70.0	**4.58**	1.8
SR13	10/10/2014 2:00	28.63	67.1	**4.39**	5.1	SR13	10/10/2014 8:00	28.53	69.3	**4.54**	6.0	SR13	10/10/2014 14:00	28.77	68.1	**4.45**	0.9	SR13	10/10/2014 20:00	28.60	69.8	**4.57**	1.9
SR13	10/10/2014 2:05	28.63	67.1	**4.39**	6.4	SR13	10/10/2014 8:05	28.50	70.1	**4.60**	3.7	SR13	10/10/2014 14:05	28.79	68.0	**4.44**	0.9	SR13	10/10/2014 20:05	28.60	69.7	**4.56**	1.9
SR13	10/10/2014 2:10	28.63	67.2	**4.39**	6.8	SR13	10/10/2014 8:10	28.52	70.3	**4.62**	4.3	SR13	10/10/2014 14:10	28.90	70.3	**4.58**	1.2	SR13	10/10/2014 20:10	28.59	69.5	**4.55**	1.9
SR13	10/10/2014 2:15	28.63	66.7	**4.36**	6.2	SR13	10/10/2014 8:15	28.52	71.0	**4.66**	3.1	SR13	10/10/2014 14:15	28.95	71.8	**4.68**	1.1	SR13	10/10/2014 20:15	28.59	69.6	**4.56**	1.7
SR13	10/10/2014 2:20	28.62	65.5	**4.29**	5.0	SR13	10/10/2014 8:20	28.52	70.4	**4.62**	3.7	SR13	10/10/2014 14:20	28.93	71.9	**4.69**	0.8	SR13	10/10/2014 20:20	28.60	69.5	**4.55**	1.8
SR13	10/10/2014 2:25	28.63	65.1	**4.26**	4.6	SR13	10/10/2014 8:25	28.52	70.7	**4.64**	3.2	SR13	10/10/2014 14:25	29.00	72.8	**4.74**	0.9	SR13	10/10/2014 20:25	28.61	68.7	**4.50**	2.7
SR13	10/10/2014 2:30	28.63	64.8	**4.24**	5.2	SR13	10/10/2014 8:30	28.53	70.6	**4.64**	3.0	SR13	10/10/2014 14:30	28.88	71.8	**4.68**	2.2	SR13	10/10/2014 20:30	28.63	67.5	**4.41**	4.0
SR13	10/10/2014 2:35	28.62	63.6	**4.16**	3.8	SR13	10/10/2014 8:35	28.52	70.8	**4.65**	3.0	SR13	10/10/2014 14:35	28.93	72.0	**4.69**	0.9	SR13	10/10/2014 20:35	28.63	67.5	**4.42**	4.0
SR13	10/10/2014 2:40	28.63	64.0	**4.19**	4.4	SR13	10/10/2014 8:40	28.52	70.7	**4.64**	2.4	SR13	10/10/2014 14:40	28.81	70.3	**4.59**	2.1	SR13	10/10/2014 20:40	28.61	66.6	**4.36**	1.6
SR13	10/10/2014 2:45	28.63	65.5	**4.29**	4.2	SR13	10/10/2014 8:45	28.52	70.8	**4.65**	2.2	SR13	10/10/2014 14:45	28.72	69.6	**4.55**	4.6	SR13	10/10/2014 20:45	28.60	68.7	**4.49**	2.4
SR13	10/10/2014 2:50	28.63	67.2	**4.40**	6.8	SR13	10/10/2014 8:50	28.52	70.5	**4.63**	2.1	SR13	10/10/2014 14:50	28.74	69.3	**4.53**	3.1	SR13	10/10/2014 20:50	28.63	68.3	**4.47**	3.4
SR13	10/10/2014 2:55	28.62	64.8	**4.24**	9.0	SR13	10/10/2014 8:55	28.52	70.5	**4.63**	1.9	SR13	10/10/2014 14:55	28.74	69.2	**4.52**	2.4	SR13	10/10/2014 20:55	28.64	67.7	**4.42**	4.1
SR13	10/10/2014 3:00	28.62	66.0	**4.32**	8.9	SR13	10/10/2014 9:00	28.53	70.5	**4.63**	1.8	SR13	10/10/2014 15:00	28.86	70.1	**4.57**	1.3	SR13	10/10/2014 21:00	28.64	67.2	**4.39**	3.1
SR13	10/10/2014 3:05	28.63	68.2	**4.46**	7.9	SR13	10/10/2014 9:05	28.53	70.4	**4.62**	1.6	SR13	10/10/2014 15:05	28.82	69.9	**4.56**	1.6	SR13	10/10/2014 21:05	28.64	66.3	**4.33**	2.4
SR13	10/10/2014 3:10	28.63	68.2	**4.46**	8.5	SR13	10/10/2014 9:10	28.54	70.7	**4.64**	1.9	SR13	10/10/2014 15:10	28.80	69.2	**4.52**	1.5	SR13	10/10/2014 21:10	28.64	65.8	**4.30**	1.9
SR13	10/10/2014 3:15	28.60	68.4	**4.48**	7.1	SR13	10/10/2014 9:15	28.53	70.6	**4.64**	2.1	SR13	10/10/2014 15:15	28.79	68.6	**4.48**	2.3	SR13	10/10/2014 21:15	28.64	66.0	**4.31**	2.1
SR13	10/10/2014 3:20	28.61	69.1	**4.53**	5.9	SR13	10/10/2014 9:20	28.53	69.2	**4.55**	3.9	SR13	10/10/2014 15:20	28.75	68.4	**4.47**	1.7	SR13	10/10/2014 21:20	28.64	66.2	**4.32**	3.0
SR13	10/10/2014 3:25	28.59	69.5	**4.55**	5.5	SR13	10/10/2014 9:25	28.55	68.1	**4.47**	6.4	SR13	10/10/2014 15:25	28.74	68.6	**4.48**	2.3	SR13	10/10/2014 21:25	28.64	66.2	**4.32**	2.7
SR13	10/10/2014 3:30	28.60	69.4	**4.55**	6.4	SR13	10/10/2014 9:30	28.53	69.1	**4.53**	3.3	SR13						SR13	10/10/2014 21:30	28.64	65.6	**4.28**	2.2
SR13	10/10/2014 3:35	28.59	68.6	**4.50**	5.2	SR13	10/10/2014 9:35	28.51	70.0	**4.60**	2.2	SR13						SR13	10/10/2014 21:35	28.63	66.3	**4.33**	3.2
SR13	10/10/2014 3:40	28.58	69.8	**4.58**	5.3	SR13	10/10/2014 9:40	28.55	68.0	**4.46**	4.0	SR13						SR13	10/10/2014 21:40	28.63	65.7	**4.29**	3.0
SR13	10/10/2014 3:45	28.59	69.3	**4.54**	5.2	SR13	10/10/2014 9:45	28.56	68.4	**4.48**	5.7	SR13	10/10/2014 15:45	28.71	68.4	**4.46**	3.8	SR13	10/10/2014 21:45	28.62	66.7	**4.36**	3.4
SR13	10/10/2014 3:50	28.58	68.8	**4.51**	4.2	SR13	10/10/2014 9:50	28.57	67.8	**4.44**	6.0	SR13	10/10/2014 15:50	28.70	68.0	**4.43**	3.8	SR13	10/10/2014 21:50	28.62	66.2	**4.32**	5.5
SR13	10/10/2014 3:55	28.58	68.9	**4.52**	4.1	SR13	10/10/2014 9:55	28.57	67.6	**4.43**	5.5	SR13	10/10/2014 15:55	28.70	67.8	**4.42**	3.8	SR13	10/10/2014 21:55	28.62	67.6	**4.41**	4.4
SR13	10/10/2014 4:00	28.57	69.0	**4.53**	3.7	SR13	10/10/2014 10:00	28.55	67.4	**4.42**	3.7	SR13	10/10/2014 16:00	28.70	67.8	**4.42**	3.6	SR13	10/10/2014 22:00	28.62	67.0	**4.37**	5.5
SR13	10/10/2014 4:05	28.58	68.8	**4.51**	3.7	SR13	10/10/2014 10:05	28.54	67.5	**4.43**	3.7	SR13	10/10/2014 16:05	28.71	67.4	**4.40**	3.3	SR13	10/10/2014 22:05	28.62	66.6	**4.35**	6.2
SR13	10/10/2014 4:10	28.58	68.7	**4.51**	3.7	SR13	10/10/2014 10:10	28.53	68.1	**4.47**	2.1	SR13	10/10/2014 16:10	28.70	67.8	**4.42**	3.0	SR13	10/10/2014 22:10	28.62	66.5	**4.34**	4.4
SR13	10/10/2014 4:15	28.58	68.8	**4.51**	4.0	SR13	10/10/2014 10:15	28.51	69.4	**4.56**	2.1	SR13	10/10/2014 16:15	28.70	68.6	**4.47**	2.6	SR13	10/10/2014 22:15	28.62	66.0	**4.31**	3.7
SR13	10/10/2014 4:20	28.58	68.8	**4.51**	3.6	SR13	10/10/2014 10:20	28.49	69.8	**4.58**	2.1	SR13	10/10/2014 16:20	28.71	68.0	**4.43**	2.1	SR13	10/10/2014 22:20	28.62	65.6	**4.28**	3.3
SR13	10/10/2014 4:25	28.57	68.6	**4.50**	3.2	SR13	10/10/2014 10:25	28.51	69.0	**4.53**	2.0	SR13	10/10/2014 16:25	28.71	68.7	**4.48**	1.6	SR13	10/10/2014 22:25	28.62	65.5	**4.28**	2.6
SR13	10/10/2014 4:30	28.57	68.8	**4.51**	3.9	SR13	10/10/2014 10:30	28.51	69.3	**4.55**	2.1	SR13	10/10/2014 16:30	28.66	69.1	**4.51**	2.1	SR13	10/10/2014 22:30	28.61	66.4	**4.33**	2.7
SR13	10/10/2014 4:35	28.57	68.5	**4.49**	3.0	SR13	10/10/2014 10:35	28.51	69.2	**4.54**	2.4	SR13	10/10/2014 16:35	28.66	70.1	**4.58**	1.8	SR13	10/10/2014 22:35	28.62	66.3	**4.33**	2.7
SR13	10/10/2014 4:40	28.57	68.1	**4.47**	4.5	SR13	10/10/2014 10:40	28.50	68.8	**4.52**	2.1	SR13	10/10/2014 16:40	28.65	69.7	**4.55**	1.6	SR13	10/10/2014 22:40	28.61	66.4	**4.33**	3.7
SR13	10/10/2014 4:45	28.56	67.8	**4.45**	2.7	SR13	10/10/2014 10:45	28.51	68.3	**4.49**	2.3	SR13	10/10/2014 16:45	28.65	70.4	**4.60**	1.8	SR13	10/10/2014 22:45	28.62	66.2	**4.32**	3.0
SR13	10/10/2014 4:50	28.57	68.5	**4.50**	3.0	SR13	10/10/2014 10:50	28.53	67.7	**4.44**	2.1	SR13	10/10/2014 16:50	28.66	69.9	**4.57**	1.7	SR13	10/10/2014 22:50	28.57	66.8	**4.37**	2.5
SR13	10/10/2014 4:55	28.57	68.4	**4.48**	3.1	SR13	10/10/2014 10:55	28.57	68.4	**4.49**	2.9	SR13	10/10/2014 16:55	28.66	69.9	**4.56**	1.7	SR13	10/10/2014 22:55	28.57	66.3	**4.33**	1.8
SR13	10/10/2014 5:00	28.56	68.2	**4.47**	2.9	SR13	10/10/2014 11:00	28.52	68.6	**4.50**	2.2	SR13	10/10/2014 17:00	28.66	69.5	**4.54**	2.3	SR13	10/10/2014 23:00	28.43	69.0	**4.52**	1.9
SR13	10/10/2014 5:05	28.57	67.8	**4.45**	2.7	SR13	10/10/2014 11:05	28.57	67.7	**4.44**	2.8	SR13	10/10/2014 17:05	28.66	69.6	**4.55**	1.4	SR13	10/10/2014 23:05	28.48	68.8	**4.51**	2.4
SR13	10/10/2014 5:10	28.57	68.1	**4.47**	3.5	SR13	10/10/2014 11:10	28.57	67.4	**4.42**	2.8	SR13	10/10/2014 17:10	28.66	69.4	**4.54**	1.6	SR13	10/10/2014 23:10	28.54	68.2	**4.46**	1.7
SR13	10/10/2014 5:15	28.57	68.4	**4.49**	3.0	SR13	10/10/2014 11:15	28.58	68.1	**4.46**	2.5	SR13	10/10/2014 17:15	28.63	71.4	**4.67**	1.9	SR13	10/10/2014 23:15	28.53	67.6	**4.43**	1.7
SR13	10/10/2014 5:20	28.56	68.4	**4.49**	3.0	SR13	10/10/2014 11:20	28.58	68.1	**4.46**	2.3	SR13	10/10/2014 17:20	28.63	70.8	**4.63**	1.9	SR13	10/10/2014 23:20	28.52	67.0	**4.39**	1.4
SR13	10/10/2014 5:25	28.55	67.1	**4.41**	3.0	SR13	10/10/2014 11:25	28.57	68.3	**4.47**	3.0	SR13	10/10/2014 17:25	28.64	70.1	**4.58**	2.9	SR13	10/10/2014 23:25	28.51	67.6	**4.42**	1.8
SR13	10/10/2014 5:30	28.56	65.4	**4.30**	3.3	SR13	10/10/2014 11:30	28.57	67.9	**4.45**	3.0	SR13	10/10/2014 17:30	28.64	69.8	**4.56**	2.4	SR13	10/10/2014 23:30	28.50	67.9	**4.45**	2.0
SR13	10/10/2014 5:35	28.56	66.1	**4.34**	2.1	SR13	10/10/2014 11:35	28.58	67.8	**4.44**	3.2	SR13	10/10/2014 17:35	28.64	69.7	**4.56**	2.4	SR13	10/10/2014 23:35	28.53	67.8	**4.44**	1.7
SR13	10/10/2014 5:40	28.56	67.6	**4.44**	2.7	SR13	10/10/2014 11:40	28.58	67.9	**4.45**	3.4	SR13	10/10/2014 17:40	28.64	69.9	**4.57**	1.9	SR13	10/10/2014 23:40	28.51	67.8	**4.44**	1.5
SR13	10/10/2014 5:45	28.56	67.1	**4.40**	3.2	SR13	10/10/2014 11:45	28.58	67.6	**4.43**	3.2	SR13	10/10/2014 17:45	28.64	70.8	**4.63**	2.1	SR13	10/10/2014 23:45	28.49	68.3	**4.47**	1.5
SR13	10/10/2014 5:50	28.56	66.6	**4.37**	2.7	SR13	10/10/2014 11:50	28.58	67.0	**4.39**	2.5	SR13	10/10/2014 17:50	28.64	70.3	**4.59**	1.8	SR13	10/10/2014 23:50	28.57	66.9	**4.38**	2.4
SR13	10/10/2014 5:55	28.56	66.9	**4.39**	3.4	SR13	10/10/2014 11:55	28.58	67.3	**4.41**	2.9	SR13	10/10/2014 17:55	28.64	69.9	**4.57**	2.4	SR13	10/10/2014 23:55	28.57	66.1	**4.32**	3.1

Station	Timestamp	NH_3 (mg/L)				Station	Timestamp	NH_3 (mg/L)			
SR4	10/10/2014 0:17	0.08				SR12	10/10/2014 0:17	0.08			
SR4	10/10/2014 0:37	0.07				SR12	10/10/2014 0:37	0.06			
SR4	10/10/2014 0:57	0.06				SR12	10/10/2014 0:57	0.06			
SR4	10/10/2014 1:17	0.05				SR12	10/10/2014 1:17	0.06			
SR4	10/10/2014 1:37	0.06				SR12	10/10/2014 1:37	0.07			
SR4	10/10/2014 1:57	0.06				SR12	10/10/2014 1:57	0.07			
SR4	10/10/2014 2:17	0.06				SR12	10/10/2014 2:17	0.07			
SR4	10/10/2014 2:37	0.05				SR12	10/10/2014 2:37	0.08			
SR4	10/10/2014 2:57	0.06				SR12	10/10/2014 2:57	0.08			
SR4	10/10/2014 3:17	0.05				SR12	10/10/2014 3:17	0.08			
SR4	10/10/2014 3:37	0.05				SR12	10/10/2014 3:37	0.08			
SR4	10/10/2014 3:57	0.06				SR12	10/10/2014 3:57	0.06			
SR4	10/10/2014 4:17	0.06				SR12	10/10/2014 4:17	0.06			
SR4	10/10/2014 4:37	0.07				SR12	10/10/2014 4:37	0.06			
SR4	10/10/2014 4:57	0.07				SR12	10/10/2014 4:57	0.06			
SR4	10/10/2014 5:17	0.07				SR12	10/10/2014 5:17	0.06			
SR4	10/10/2014 5:37	0.08				SR12	10/10/2014 5:37	0.07			
SR4	10/10/2014 5:57	0.06				SR12	10/10/2014 5:57	0.07			
SR4						SR12					
SR4	10/10/2014 6:37	0.06				SR12	10/10/2014 6:37	0.06			
SR4	10/10/2014 6:57	0.06				SR12	10/10/2014 6:57	0.06			
SR4	10/10/2014 7:17	0.06				SR12	10/10/2014 7:17	0.06			
SR4	10/10/2014 7:37	0.07				SR12	10/10/2014 7:37	0.06			
SR4	10/10/2014 7:57	0.08				SR12	10/10/2014 7:57	0.06			
SR4	10/10/2014 8:17	0.07				SR12	10/10/2014 8:17	0.07			
SR4	10/10/2014 8:37	0.07				SR12	10/10/2014 8:37	0.07			
SR4	10/10/2014 8:57	0.08				SR12	10/10/2014 8:57	0.08			
SR4	10/10/2014 9:17	0.07				SR12	10/10/2014 9:17	0.08			
SR4	10/10/2014 9:37	0.05				SR12	10/10/2014 9:37	0.08			
SR4	10/10/2014 9:57	0.06				SR12	10/10/2014 9:57	0.06			
SR4	10/10/2014 10:17	0.06				SR12	10/10/2014 10:17	0.06			
SR4	10/10/2014 10:37	0.07				SR12	10/10/2014 10:37	0.06			
SR4	10/10/2014 10:57	0.06				SR12	10/10/2014 10:57	0.07			
SR4	10/10/2014 11:17	0.05				SR12	10/10/2014 11:17	0.08			
SR4	10/10/2014 11:37	0.05				SR12	10/10/2014 11:37	0.09			
SR4	10/10/2014 11:57	0.06				SR12	10/10/2014 11:57	0.10			
SR4	10/10/2014 12:17	0.05				SR12	10/10/2014 12:17	0.10			
SR4	10/10/2014 12:37	0.05				SR12	10/10/2014 12:37	0.08			
SR4	10/10/2014 12:57	0.09				SR12	10/10/2014 12:57	0.09			
SR4	10/10/2014 13:17	0.06				SR12	10/10/2014 13:17	0.09			
SR4	10/10/2014 13:37	0.07				SR12	10/10/2014 13:37	0.08			
SR4	10/10/2014 13:57	0.07				SR12	10/10/2014 13:57	0.09			
SR4	10/10/2014 14:17	0.07				SR12	10/10/2014 14:17	0.09			
SR4	10/10/2014 14:37	0.05				SR12	10/10/2014 14:37	0.08			
SR4	10/10/2014 14:57	0.09				SR12	10/10/2014 14:57	0.06			
SR4	10/10/2014 15:17	0.07				SR12	10/10/2014 15:17	0.06			
SR4	10/10/2014 15:37	0.07				SR12	10/10/2014 15:37	0.06			
SR4	10/10/2014 15:57	0.07				SR12	10/10/2014 15:57	0.07			
SR4	10/10/2014 16:17	0.06				SR12	10/10/2014 16:17	0.07			
SR4	10/10/2014 16:37	0.09				SR12	10/10/2014 16:37	0.07			
SR4	10/10/2014 16:57	0.07				SR12	10/10/2014 16:57	0.07			
SR4	10/10/2014 17:17	0.07				SR12	10/10/2014 17:17	0.07			
SR4	10/10/2014 17:37	0.07				SR12	10/10/2014 17:37	0.08			
SR4	10/10/2014 17:57	0.09				SR12	10/10/2014 17:57	0.08			
SR4	10/10/2014 18:17	0.10				SR12	10/10/2014 18:17	0.08			
SR4	10/10/2014 18:37	0.07				SR12	10/10/2014 18:37	0.07			
SR4	10/10/2014 18:57	0.07				SR12	10/10/2014 18:57	0.07			
SR4	10/10/2014 19:17	0.07				SR12	10/10/2014 19:17	0.06			
SR4	10/10/2014 19:37	0.08				SR12	10/10/2014 19:37	0.06			
SR4	10/10/2014 19:57	0.07				SR12	10/10/2014 19:57	0.06			
SR4	10/10/2014 20:17	0.06				SR12	10/10/2014 20:17	0.08			
SR4	10/10/2014 20:37	0.07				SR12	10/10/2014 20:37	0.08			
SR4	10/10/2014 20:57	0.07				SR12	10/10/2014 20:57	0.08			
SR4	10/10/2014 21:17	0.05				SR12	10/10/2014 21:17	0.07			
SR4	10/10/2014 21:37	0.05				SR12	10/10/2014 21:37	0.08			
SR4	10/10/2014 21:57	0.07				SR12	10/10/2014 21:57	0.07			
SR4	10/10/2014 22:17	0.06				SR12	10/10/2014 22:17	0.07			
SR4	10/10/2014 22:37	0.07				SR12	10/10/2014 22:37	0.07			
SR4	10/10/2014 22:57	0.06				SR12	10/10/2014 22:57	0.07			
SR4	10/10/2014 23:17	0.05				SR12	10/10/2014 23:17	0.07			
SR4	10/10/2014 23:37	0.05				SR12	10/10/2014 23:37	0.07			
SR4	10/10/2014 23:57	0.05				SR12	10/10/2014 23:57	0.07			

Remark: Fonts with underline: Action Level Exceedance
Fonts with bold and underline: Limit Level Exceedance
Automatic Instrument calibration of NH3-N monitor was carried out during 5:57-6:37 at SR4 and SR12.
SR13 monitoring station was under maintenance during 15:25-15:45.

MATERIALAB CONSULTANTS LIMITED
Fugro Development Centre,
5 Lok Yi Street,
17 M.S. Castle Peak Road,
Tai Lam, Tuen Mun, N.T., Hong Kong.
Tel : (852)-24508238
Fax : (852)-24508032
Email : mcl@fugro.com.hk

MaterialLab

Interim Notification of Environmental Quality Limits Exceedances
24hr Water Quality Monitoring

Incident Report on Action Level or Limit Level Non-compliance

Reference No.:	20141011/24/SR5
Project:	CV/2013/04 - Providing Sufficient Water Depth for Kwai Tsing Container Basin and its Approach Channel
Date:	11/10/2014 – 12/10/2014
Time:	11/10/2014 00:00 – 12/10/2014 23:55
Monitoring Location:	SR5 – Ma Wan FCZ
Dissolved Oxygen	
Action Level / Limit Level:	5.46 / 5.39 (6 consecutive monitoring data exceedance)
Measured Level:	Two (2) AL Exceedances: 12/10: 17:20 – 17: 45 (1), 18:05 – 18:30 (1) Eighty five (85) LL Exceedances: 11/10: (10/10) 23:35 – (11/10) 15:00 (31), 18:15 – 18:40 (1) 12/10: (11/10) 19:05 – 16:30 (43), 18:40 – 23:35 (10)
Turbidity	
Action Level / Limit Level:	6.0 / 7.9 (6 consecutive monitoring data exceedance)
Measured Level:	Twenty two (22) AL Exceedances: 11/10: 3:20 – 7:45 (9), 10:15 – 12:10 (4), 20:55 – 21:20 (1), 22:00 – 22:50 (2) 12/10: 5:10 – 7:05 (4), 7:15 – 7:40 (1), 13:20 – 13:45 (1) One (1) LL Exceedance: 11/10: 9:45 – 10:10 (1)
Action taken / to be taken:	Silt curtain and dredging rate were inspected and confirmed in a proper condition during the period. Monitoring equipment is checked and confirmed without problem.
Possible reason for Action or Limit Level Non-compliance:	Dissolved Oxygen The first occurrence of exceedance case was found at ebb tide, when SR5 was situated at upstream of the Project, the water quality would not be affected by the construction. Routine impact monitoring was carried out on 11/10. At flood tide of routine impact monitoring on 11/10, DO (S&M) at C2 was 5.35 mg/L while at ebb tide of routine impact monitoring on 11/10, DO (S&M) at C1 was 4.93 mg/L. The readings were lower than the Limit Level of SR5, indicating the background DO was low during monitoring period. The exceedance was not considered due to the project. The exceedance may be caused by influences in the vicinity of the station or changes in ambient conditions. Turbidity The first occurrence of exceedance case was found at ebb tide, when SR5 was situated at upstream of the Project, the water quality would not be affected by the construction. Routine impact monitoring was carried out on 11/10. At flood tide of routine impact monitoring on 11/10, Turbidity at C2 was 11.9 NTU while at ebb tide of routine impact monitoring on 11/10, Turbidity at C1 was 9.3 NTU. The readings were higher than the Limit Level of SR5, indicating the background Turbidity was high during monitoring period. The exceedance was not considered due to the project. The exceedance may be caused by influences in the vicinity of the station or changes in ambient conditions.
Remarks:	Dredging works conducted at Portion A and Portion B of the Project. According to

The copyright of this document is owned by MaterialLab Consultants Ltd. It may not be reproduced except with prior written approval from the Company.

MATERIALAB CONSULTANTS LIMITED
Fugro Development Centre,
5 Lok Yi Street,
17 M.S. Castle Peak Road,
Tai Lam, Tuen Mun, N.T., Hong Kong.
Tel : (852)-24508238
Fax : (852)-24508032
Email : mcl@fugro.com.hk

	Contractor, dredged rate (in-situ) at Portion A on 11/10 and 12/10 were 538 m^3/day and 1077 m^3/day respectively and dredged rate (in-situ) at Portion B on 11/10 and 12/10 were both 1077 m^3/day. Ebb tide: 10/10 22:28 – 11/10 04:53, 11/10 11:33 – 11/10 16:42, 11/10 23:03 – 12/10 05:40, 12/10 12:30 – 12/10 17:14 Flood tide: 11/10 04:53 – 11/10 11:33,11/10 16:42 – 11/10 23:03, 12/10 05:40 – 12/10 12:30, 12/10 17:14 – 12/10 23:40

Certified by: Colin Yung
Designation: Environmental Team Leader

Signature:

Date: 30/10/2014

The copyright of this document is owned by MaterialLab Consultants Ltd. It may not be reproduced except with prior written approval from the Company.

MATERIALAB CONSULTANTS LIMITED
Fugro Development Centre,
5 Lok Yi Street,
17 M.S. Castle Peak Road,
Tai Lam, Tuen Mun, N.T., Hong Kong.
Tel : (852)-24508238
Fax : (852)-24508032
Email : mcl@fugro.com.hk

Interim Notification of Environmental Quality Limits Exceedances
24hr Water Quality Monitoring

Incident Report on Action Level or Limit Level Non-compliance

Reference No.:	20141011/24/SR9
Project:	CV/2013/04 - Providing Sufficient Water Depth for Kwai Tsing Container Basin and its Approach Channel
Date:	11/10/2014 – 12/10/2014
Time:	11/10/2014 00:00 – 12/10/2014 23:55
Monitoring Location:	SR9 – Cheung Sha Wan FCZ
	Dissolved Oxygen
Action Level / Limit Level:	6.12 / 5.97 (6 consecutive monitoring data exceedance)
Measured Level:	Eight (8) AL Exceedances: 11/10: 13:50 – 14:45 (2), 16:10 – 16:35 (1) 12/10: (11/10) 23:40 – (12/10) 0:05 (1), 0:40 – 1:35 (2), 19:00 – 19:55 (2) Fifty two (52) LL Exceedances: 11/10: 8:45 – 13:10 (9), 13:20 – 13:45 (1), 17:10 – 18:05 (2), 19:40 – 23:35 (8) 12/10: 1:45 – 14:10 (25), 20:10 – 23:35 (7)
	Turbidity
Action Level / Limit Level:	2.8 / 4.7 (6 consecutive monitoring data exceedance)
Measured Level:	Forty seven (47) AL Exceedances: 12/10: (11/10) 12:15 – (12/10) 3:40 (31), 4:15 – 7:10 (6), 14:05 – 18:30 (9), 20:45 – 21:10 (1), Twenty seven (27) LL Exceedances: 11/10: 8:45 – 12:10 (7) 12/10: 7:35 – 14:00 (13), 18:50 – 19:15 (1), 19:45 – 20:40 (2), 21:40 – 23:35 (4)
Action taken / to be taken:	Silt curtain and dredging rate were inspected and confirmed in a proper condition during the period. Monitoring equipment is checked and confirmed without problem.
Possible reason for Action or Limit Level Non-compliance:	Dissolved Oxygen The first occurrence of exceedance case was found at flood tide, when SR9 was situated at upstream of the Project, the water quality would not be affected by the construction. Routine impact monitoring was carried out on 11/10. At flood tide of routine impact monitoring on 11/10, DO (S&M) at C2 was 5.35 mg/L while at ebb tide of routine impact monitoring on 11/10, DO (S&M) at C1 was 4.93 mg/L. The readings were lower than the Limit Level of SR9, indicating the background DO was low during monitoring period. The exceedance was not considered due to the project. The exceedance may be caused by influences in the vicinity of the station or changes in ambient conditions. Turbidity The first occurrence of exceedance case was found at flood tide, when SR9 was situated at upstream of the Project, the water quality would not be affected by the construction. Routine impact monitoring was carried out on 11/10. At flood tide of routine impact monitoring on 11/10, Turbidity at C2 was 11.9 NTU while at ebb tide of routine impact monitoring on 11/10, Turbidity at C1 was 9.3 NTU. The readings were higher than the

The copyright of this document is owned by MateriaLab Consultants Ltd. It may not be reproduced except with prior written approval from the Company.

MATERIALAB CONSULTANTS LIMITED
Fugro Development Centre,
5 Lok Yi Street,
17 M.S. Castle Peak Road,
Tai Lam, Tuen Mun, N.T., Hong Kong.
Tel : (852)-24508238
Fax : (852)-24508032
Email : mcl@fugro.com.hk

	Limit Level of SR9, indicating the background Turbidity was high during monitoring period. The exceedance was not considered due to the project. The exceedance may be caused by influences in the vicinity of the station or changes in ambient conditions.
Remarks:	Dredging works conducted at Portion A and Portion B of the Project. According to Contractor, dredged rate (in-situ) at Portion A on 11/10 and 12/10 were 538 m^3/day and 1077 m^3/day respectively and dredged rate (in-situ) at Portion B on 11/10 and 12/10 were both 1077 m^3/day. Ebb tide: 10/10 22:28 – 11/10 04:53, 11/10 11:33 – 11/10 16:42, 11/10 23:03 – 12/10 05:40, 12/10 12:30 – 12/10 17:14 Flood tide: 11/10 04:53 – 11/10 11:33,11/10 16:42 – 11/10 23:03, 12/10 05:40 – 12/10 12:30, 12/10 17:14 – 12/10 23:40

Certified by: Colin Yung
Designation: Environmental Team Leader

Signature:

Date: 30/10/2014

The copyright of this document is owned by MateriaLab Consultants Ltd. It may not be reproduced except with prior written approval from the Company.

MATERIALAB CONSULTANTS LIMITED
Fugro Development Centre,
5 Lok Yi Street,
17 M.S. Castle Peak Road,
Tai Lam, Tuen Mun, N.T., Hong Kong.
Tel : (852)-24508238
Fax : (852)-24508032
Email : mcl@fugro.com.hk

MaterialLab

Interim Notification of Environmental Quality Limits Exceedances
24hr Water Quality Monitoring

Incident Report on Action Level or Limit Level Non-compliance

Reference No.:	20141011/24/SR10
Project:	CV/2013/04 - Providing Sufficient Water Depth for Kwai Tsing Container Basin and its Approach Channel
Date:	11/10/2014 – 12/10/2014
Time:	11/10/2014 00:00 – 12/10/2014 23:55
Monitoring Location:	SR10 – Lo Tik Wan FCZ
Dissolved Oxygen	
Action Level / Limit Level:	6.12 / 5.97 (6 consecutive monitoring data exceedance)
Measured Level:	Ninety five (95) LL Exceedances: (10/10) 23:50 – (11/10) 10:15 (21), (11/10) 11:55 – (12/10) 23:50 (74)
Turbidity	
Action Level / Limit Level:	2.8 / 4.7 (6 consecutive monitoring data exceedance)
Measured Level:	Forty seven (47) AL Exceedances: 11/10: (10/10) 23:45 – (11/10) 4:10 (9), 5:35 – 9:30 (8), 13:05 – 14:00 (2), 14:30 – 15;25 (2), 17:30 – 19:25 (4), 20:00 – 20:25 (1) 12/10: (11/10) 23:25 – (12/10) 0:20 (2), 0:30 – 4:25 (8), 6:05 – 8:00 (4), 14:35 – 16:00 (3), 17;45 – 18:10 (1), 22:30 – 23:55 (3) Five (5) LL Exceedances: 11/10: 4:35 – 5:30 (2) 12/10: 4:35 – 6:00 (3)
Action taken / to be taken:	Silt curtain and dredging rate were inspected and confirmed in a proper condition during the period. Monitoring equipment is checked and confirmed without problem.
Possible reason for Action or Limit Level Non-compliance:	Dissolved Oxygen At flood tide, SR10 was situated at upstream of the Project, the water quality would not be affected by the construction. Routine impact monitoring was carried out on 11/10. At flood tide of routine impact monitoring on 11/10, DO (S&M) at C2 was 5.35 mg/L while at ebb tide of routine impact monitoring on 11/10, DO (S&M) at C1 was 4.93 mg/L. The readings were lower than the Limit Level of SR10, indicating the background DO was low during monitoring period. The exceedance was not considered due to the project. The exceedance may be caused by influences in the vicinity of the station or changes in ambient conditions. Turbidity At flood tide, SR10 was situated at upstream of the Project, the water quality would not be affected by the construction. Routine impact monitoring was carried out on 11/10. At flood tide of routine impact monitoring on 11/10, Turbidity at C2 was 11.9 NTU while at ebb tide of routine impact monitoring on 11/10, Turbidity at C1 was 9.3 NTU. The readings were higher than the Limit Level of SR10, indicating the background Turbidity was high during monitoring period. The exceedance was not considered due to the project. The exceedance may be caused by influences in the vicinity of the station or changes in ambient conditions.

The copyright of this document is owned by MaterialLab Consultants Ltd. It may not be reproduced except with prior written approval from the Company.

MATERIALAB CONSULTANTS LIMITED
Fugro Development Centre,
5 Lok Yi Street,
17 M.S. Castle Peak Road,
Tai Lam, Tuen Mun, N.T., Hong Kong.
Tel : (852)-24508238
Fax : (852)-24508032
Email : mcl@fugro.com.hk

Remarks:	Dredging works conducted at Portion A and Portion B of the Project. According to Contractor, dredged rate (in-situ) at Portion A on 11/10 and 12/10 were 538 m^3/day and 1077 m^3/day respectively and dredged rate (in-situ) at Portion B on 11/10 and 12/10 were both 1077 m^3/day. Ebb tide: 10/10 22:28 – 11/10 04:53, 11/10 11:33 – 11/10 16:42, 11/10 23:03 – 12/10 05:40, 12/10 12:30 – 12/10 17:14 Flood tide: 11/10 04:53 – 11/10 11:33,11/10 16:42 – 11/10 23:03, 12/10 05:40 – 12/10 12:30, 12/10 17:14 – 12/10 23:40

Certified by: Colin Yung
Designation: Environmental Team Leader

Signature:

Date: 30/10/2014

The copyright of this document is owned by MaterialLab Consultants Ltd. It may not be reproduced except with prior written approval from the Company.

MATERIALAB CONSULTANTS LIMITED
Fugro Development Centre,
5 Lok Yi Street,
17 M.S. Castle Peak Road,
Tai Lam, Tuen Mun, N.T., Hong Kong.
Tel : (852)-24508238
Fax : (852)-24508032
Email : mcl@fugro.com.hk

MaterialLab

Interim Notification of Environmental Quality Limits Exceedances
24hr Water Quality Monitoring

Incident Report on Action Level or Limit Level Non-compliance

Reference No.:	20141011/24/SR11
Project:	CV/2013/04 - Providing Sufficient Water Depth for Kwai Tsing Container Basin and its Approach Channel
Date:	11/10/2014 – 12/10/2014
Time:	11/10/2014 00:00 – 12/10/2014 23:55
Monitoring Location:	SR11 – Sok Kwu Wan FCZ
Dissolved Oxygen	
Action Level / Limit Level:	6.12 / 5.97 (6 consecutive monitoring data exceedance)
Measured Level:	Ninety five (95) LL Exceedances: (10/10) 23:40 – (11/10) 14:35 (23), (11/10) 11:55 – (10/10) 23:50 (72)
Action taken / to be taken:	Silt curtain and dredging rate were inspected and confirmed in a proper condition during the period. Monitoring equipment is checked and confirmed without problem.
Possible reason for Action or Limit Level Non-compliance:	Dissolved Oxygen At flood tide, SR11 was situated at upstream of the Project, the water quality would not be affected by the construction. Routine impact monitoring was carried out on 11/10. At flood tide of routine impact monitoring on 11/10, DO (S&M) at C2 was 5.35 mg/L while at ebb tide of routine impact monitoring on 11/10, DO (S&M) at C1 was 4.93 mg/L. The readings were lower than the Limit Level of SR11, indicating the background DO was low during monitoring period. The exceedance was not considered due to the project. The exceedance may be caused by influences in the vicinity of the station or changes in ambient conditions.
Remarks:	Dredging works conducted at Portion A and Portion B of the Project. According to Contractor, dredged rate (in-situ) at Portion A on 11/10 and 12/10 were 538 m^3/day and 1077 m^3/day respectively and dredged rate (in-situ) at Portion B on 11/10 and 12/10 were both 1077 m^3/day. Ebb tide: 10/10 22:28 – 11/10 04:53, 11/10 11:33 – 11/10 16:42, 11/10 23:03 – 12/10 05:40, 12/10 12:30 – 12/10 17:14 Flood tide: 11/10 04:53 – 11/10 11:33,11/10 16:42 – 11/10 23:03, 12/10 05:40 – 12/10 12:30, 12/10 17:14 – 12/10 23:40

Certified by: Colin Yung
Designation: Environmental Team Leader

Signature:

Date: 30/10/2014

The copyright of this document is owned by MaterialLab Consultants Ltd. It may not be reproduced except with prior written approval from the Company.

MATERIALAB CONSULTANTS LIMITED
Fugro Development Centre,
5 Lok Yi Street,
17 M.S. Castle Peak Road,
Tai Lam, Tuen Mun, N.T., Hong Kong.
Tel : (852)-24508238
Fax : (852)-24508032
Email : mcl@fugro.com.hk

MaterialLab

Interim Notification of Environmental Quality Limits Exceedances
24hr Water Quality Monitoring

Incident Report on Action Level or Limit Level Non-compliance

Reference No.:	20141011/24/SR12
Project:	CV/2013/04 - Providing Sufficient Water Depth for Kwai Tsing Container Basin and its Approach Channel
Date:	11/10/2014 – 12/10/2014
Time:	11/10/2014 00:00 – 12/10/2014 23:55
Monitoring Location:	SR12 – Tsing Yi, WSD Flushing Water Intake
	Turbidity
Action Level / Limit Level:	10 / 10 (6 consecutive monitoring data exceedance)
Measured Level:	Eleven (11) LL Exceedances: 11/10: 3:16 – 5:11 (4) 12/10: 3:41 – 6:06 (5), 7:26 – 8:21 (2)
Action taken / to be taken:	Silt curtain and dredging rate were inspected and confirmed in a proper condition during the period. Monitoring equipment is checked and confirmed without problem.
Possible reason for Action or Limit Level Non-compliance:	Turbidity The first occurrence of exceedance case was found at ebb tide, when SR12 was situated at upstream of the Project, the water quality would not be affected by the construction. Routine impact monitoring was carried out on 11/10. At flood tide of routine impact monitoring on 11/10, Turbidity at C2 was 11.9 NTU. The reading was higher than the Limit Level of SR12, indicating the background Turbidity was high during monitoring period. The exceedance was not considered due to the project. The exceedance may be caused by influences in the vicinity of the station or changes in ambient conditions.
Remarks:	Dredging works conducted at Portion A and Portion B of the Project. According to Contractor, dredged rate (in-situ) at Portion A on 11/10 and 12/10 were 538 m^3/day and 1077 m^3/day respectively and dredged rate (in-situ) at Portion B on 11/10 and 12/10 were both 1077 m^3/day. Ebb tide: 10/10 22:28 – 11/10 04:53, 11/10 11:33 – 11/10 16:42, 11/10 23:03 – 12/10 05:40, 12/10 12:30 – 12/10 17:14 Flood tide: 11/10 04:53 – 11/10 11:33,11/10 16:42 – 11/10 23:03, 12/10 05:40 – 12/10 12:30, 12/10 17:14 – 12/10 23:40

Certified by: Colin Yung
Designation: Environmental Team Leader

Signature:

Date: 30/10/2014

The copyright of this document is owned by MaterialLab Consultants Ltd. It may not be reproduced except with prior written approval from the Company.

MATERIALAB CONSULTANTS LIMITED
Fugro Development Centre,
5 Lok Yi Street,
17 M.S. Castle Peak Road,
Tai Lam, Tuen Mun, N.T., Hong Kong.
Tel : (852)-24508238
Fax : (852)-24508032
Email : mcl@fugro.com.hk

MaterialLab

Interim Notification of Environmental Quality Limits Exceedances
24hr Water Quality Monitoring

Incident Report on Action Level or Limit Level Non-compliance

Reference No.:	20141011/24/SR13
Project:	CV/2013/04 - Providing Sufficient Water Depth for Kwai Tsing Container Basin and its Approach Channel
Date:	11/10/2014 – 12/10/2014
Time:	11/10/2014 00:00 – 12/10/2014 23:55
Monitoring Location:	SR13 – EMSD Cooling Water Intake for Kwai Chung Hospital
Dissolved Oxygen	
Action Level / Limit Level:	5.28 / 5.22 (6 consecutive monitoring data exceedance)
Measured Level:	Ninety six (96) LL Exceedances: 12/10: (10/10) 23:45 – (12/10) 5:10 (59), 5:20 – 23:45 (37)
Action taken / to be taken:	Silt curtain and dredging rate were inspected and confirmed in a proper condition during the period. Monitoring equipment is checked and confirmed without problem.
Possible reason for Action or Limit Level Non-compliance:	Dissolved Oxygen The first occurrence of exceedance case was found at ebb tide, when SR5 was situated at upstream of the Project, the water quality would not be affected by the construction. Routine impact monitoring was carried out on 11/10. At flood tide of routine impact monitoring on 11/10, DO (S&M) at G4 (upstream) was 4.53 mg/L while 5.02 mg/L was recorded at G2 (downstream), no decreasing trend of DO (S&M) was shown across the Project. At ebb tide of routine impact monitoring on 11/10, DO (S&M) at C1 was 4.93 mg/L. The reading was lower than the Limit Level of SR13, indicating the background DO was low during monitoring period. The exceedance was not considered due to the project. The exceedance may be caused by influences in the vicinity of the station or changes in ambient conditions.
Remarks:	Dredging works conducted at Portion A and Portion B of the Project. According to Contractor, dredged rate (in-situ) at Portion A on 11/10 and 12/10 were 538 m^3/day and 1077 m^3/day respectively and dredged rate (in-situ) at Portion B on 11/10 and 12/10 were both 1077 m^3/day. Ebb tide: 10/10 22:28 – 11/10 04:53, 11/10 11:33 – 11/10 16:42, 11/10 23:03 – 12/10 05:40, 12/10 12:30 – 12/10 17:14 Flood tide: 11/10 04:53 – 11/10 11:33,11/10 16:42 – 11/10 23:03, 12/10 05:40 – 12/10 12:30, 12/10 17:14 – 12/10 23:40

Certified by: Colin Yung
Designation: Environmental Team Leader

Signature:

Date: 30/10/2014

The copyright of this document is owned by MaterialLab Consultants Ltd. It may not be reproduced except with prior written approval from the Company.

Station	Timestamp	Temp (°C)	DO (%)	DO (mg/L)	Tur (NTU)	Station	Timestamp	Temp (°C)	DO (%)	DO (mg/L)	Tur (NTU)	Station	Timestamp	Temp (°C)	DO (%)	DO (mg/L)	Tur (NTU)	Station	Timestamp	Temp (°C)	DO (%)	DO (mg/L)	Tur (NTU)
SR4	11/10/2014 0:01	28.58	87.9	5.74	3.7	SR4	11/10/2014 6:01	28.42	87.3	5.73	4.1	SR4	11/10/2014 12:01	28.57	88.0	5.75	5.9	SR4	11/10/2014 18:01	28.72	86.8	5.68	4.1
SR4	11/10/2014 0:06	28.57	88.0	5.75	4.0	SR4	11/10/2014 6:06	28.40	87.1	5.72	3.5	SR4	11/10/2014 12:06	28.58	87.9	5.74	5.0	SR4	11/10/2014 18:06	28.79	86.8	5.66	4.6
SR4	11/10/2014 0:11	28.58	88.1	5.76	4.3	SR4	11/10/2014 6:11	28.42	87.1	5.72	4.2	SR4	11/10/2014 12:11	28.58	88.1	5.75	5.1	SR4	11/10/2014 18:11	28.81	88.0	5.74	4.0
SR4	11/10/2014 0:16	28.58	87.8	5.74	3.7	SR4	11/10/2014 6:16	28.42	86.7	5.69	3.8	SR4	11/10/2014 12:16	28.60	88.2	5.76	4.1	SR4	11/10/2014 18:16	28.73	89.2	5.82	6.6
SR4	11/10/2014 0:21	28.57	87.9	5.75	4.1	SR4	11/10/2014 6:21	28.43	87.3	5.73	4.2	SR4	11/10/2014 12:21	28.65	89.1	5.82	3.7	SR4	11/10/2014 18:21	28.76	88.5	5.78	4.9
SR4	11/10/2014 0:26	28.57	87.5	5.73	3.7	SR4	11/10/2014 6:26	28.41	87.5	5.75	4.4	SR4	11/10/2014 12:26	28.75	89.4	5.83	3.6	SR4	11/10/2014 18:26	28.74	89.0	5.81	5.4
SR4	11/10/2014 0:31	28.57	87.7	5.74	3.5	SR4	11/10/2014 6:31	28.40	87.0	5.72	4.1	SR4	11/10/2014 12:31	28.85	90.0	5.85	3.3	SR4	11/10/2014 18:31	28.75	88.5	5.78	5.2
SR4	11/10/2014 0:36	28.56	88.1	5.76	3.9	SR4	11/10/2014 6:36	28.39	86.6	5.69	4.5	SR4	11/10/2014 12:36	28.83	89.5	5.83	3.5	SR4	11/10/2014 18:36	28.72	89.3	5.83	5.3
SR4	11/10/2014 0:41	28.57	88.5	5.79	4.0	SR4	11/10/2014 6:41	28.41	87.7	5.77	3.9	SR4	11/10/2014 12:41	28.76	88.7	5.78	4.1	SR4	11/10/2014 18:41	28.71	90.0	5.88	5.9
SR4	11/10/2014 0:46	28.57	88.2	5.77	4.1	SR4	11/10/2014 6:46	28.39	88.1	5.79	4.0	SR4	11/10/2014 12:46	28.80	89.2	5.81	3.5	SR4	11/10/2014 18:46	28.70	89.5	5.85	6.8
SR4	11/10/2014 0:51	28.56	87.9	5.75	3.6	SR4	11/10/2014 6:51	28.38	89.1	5.86	3.9	SR4	11/10/2014 12:51	28.81	89.6	5.83	4.0	SR4	11/10/2014 18:51	28.68	90.0	5.88	5.8
SR4	11/10/2014 0:56	28.56	88.3	5.78	4.2	SR4	11/10/2014 6:56	28.37	90.0	5.93	6.0	SR4	11/10/2014 12:56	28.78	89.1	5.81	3.6	SR4	11/10/2014 18:56	28.70	89.5	5.85	5.5
SR4	11/10/2014 1:01	28.56	88.0	5.75	3.7	SR4	11/10/2014 7:01	28.38	90.0	5.93	5.1	SR4	11/10/2014 13:01	28.80	89.8	5.85	3.2	SR4	11/10/2014 19:01	28.67	90.0	5.88	6.2
SR4	11/10/2014 1:06	28.56	87.6	5.73	3.9	SR4	11/10/2014 7:06	28.38	90.0	5.93	4.6	SR4	11/10/2014 13:06	28.81	90.0	5.86	3.3	SR4	11/10/2014 19:06	28.68	90.1	5.89	4.5
SR4	11/10/2014 1:11	28.56	87.7	5.74	3.9	SR4	11/10/2014 7:11	28.38	90.5	5.95	4.5	SR4	11/10/2014 13:11	28.82	89.7	5.84	3.3	SR4	11/10/2014 19:11	28.68	89.7	5.87	3.8
SR4	11/10/2014 1:16	28.57	87.6	5.73	3.7	SR4	11/10/2014 7:16	28.38	89.8	5.91	5.1	SR4	11/10/2014 13:16	29.05	91.2	5.92	2.7	SR4	11/10/2014 19:16	28.67	89.8	5.87	4.1
SR4	11/10/2014 1:21	28.56	88.0	5.75	4.0	SR4	11/10/2014 7:21	28.38	89.5	5.89	4.9	SR4	11/10/2014 13:21	29.06	91.0	5.91	3.0	SR4	11/10/2014 19:21	28.67	89.7	5.86	4.9
SR4	11/10/2014 1:26	28.55	87.7	5.74	3.5	SR4	11/10/2014 7:26	28.36	88.9	5.85	5.3	SR4	11/10/2014 13:26	28.93	89.8	5.84	3.6	SR4	11/10/2014 19:26	28.67	89.5	5.85	4.8
SR4	11/10/2014 1:31	28.55	87.6	5.73	3.2	SR4	11/10/2014 7:31	28.39	88.7	5.84	6.4	SR4	11/10/2014 13:31	29.00	90.6	5.88	3.3	SR4	11/10/2014 19:31	28.67	89.5	5.85	5.1
SR4	11/10/2014 1:36	28.55	87.2	5.71	3.2	SR4	11/10/2014 7:36	28.42	88.9	5.84	6.2	SR4	11/10/2014 13:36	28.96	90.1	5.86	3.1	SR4	11/10/2014 19:36	28.66	89.2	5.83	4.1
SR4	11/10/2014 1:41	28.56	87.0	5.69	3.6	SR4	11/10/2014 7:41	28.46	88.9	5.83	8.1	SR4	11/10/2014 13:41	28.83	89.0	5.80	3.4	SR4	11/10/2014 19:41	28.65	89.8	5.87	4.8
SR4	11/10/2014 1:46	28.55	86.6	5.66	3.4	SR4	11/10/2014 7:46	28.46	89.3	5.85	**11.7**	SR4	11/10/2014 13:46	28.85	89.4	5.82	3.7	SR4	11/10/2014 19:46	28.66	89.4	5.85	5.2
SR4	11/10/2014 1:51	28.56	86.5	5.66	3.4	SR4	11/10/2014 7:51	28.46	89.2	5.85	9.0	SR4	11/10/2014 13:51	28.79	88.9	5.79	3.6	SR4	11/10/2014 19:51	28.66	89.4	5.84	4.5
SR4	11/10/2014 1:56	28.56	85.0	5.56	3.2	SR4	11/10/2014 7:56	28.45	89.0	5.84	**10.2**	SR4	11/10/2014 13:56	28.85	89.4	5.82	3.6	SR4	11/10/2014 19:56	28.67	89.4	5.84	4.7
SR4	11/10/2014 2:01	28.53	86.6	5.67	3.4	SR4	11/10/2014 8:01	28.46	88.5	5.80	9.8	SR4	11/10/2014 14:01	28.92	89.9	5.85	4.1	SR4	11/10/2014 20:01	28.66	88.9	5.81	4.3
SR4	11/10/2014 2:06	28.52	86.8	5.68	3.6	SR4	11/10/2014 8:06	28.46	88.6	5.81	8.2	SR4	11/10/2014 14:06	28.94	90.0	5.86	3.1	SR4	11/10/2014 20:06	28.64	89.2	5.83	4.1
SR4	11/10/2014 2:11	28.50	87.5	5.73	5.5	SR4	11/10/2014 8:11	28.46	88.4	5.80	8.5	SR4	11/10/2014 14:11	28.94	89.9	5.85	3.1	SR4	11/10/2014 20:11	28.66	89.3	5.84	5.1
SR4	11/10/2014 2:16	28.51	87.4	5.73	3.8	SR4	11/10/2014 8:16	28.45	89.3	5.85	7.3	SR4	11/10/2014 14:16	28.96	90.3	5.86	4.0	SR4	11/10/2014 20:16	28.66	89.1	5.82	4.5
SR4	11/10/2014 2:21	28.50	86.9	5.70	3.2	SR4	11/10/2014 8:21	28.47	88.8	5.82	9.1	SR4	11/10/2014 14:21	29.00	90.4	5.88	2.8	SR4	11/10/2014 20:21	28.66	88.8	5.81	5.1
SR4	11/10/2014 2:26	28.50	86.3	5.65	3.6	SR4	11/10/2014 8:26	28.46	87.6	5.75	7.9	SR4	11/10/2014 14:26	29.04	90.5	5.88	2.7	SR4	11/10/2014 20:26	28.66	88.8	5.80	6.8
SR4	11/10/2014 2:31	28.49	86.0	5.64	3.2	SR4	11/10/2014 8:31	28.46	88.8	5.82	6.4	SR4	11/10/2014 14:31	29.00	90.1	5.86	3.0	SR4	11/10/2014 20:31	28.66	88.4	5.78	7.0
SR4	11/10/2014 2:36	28.49	85.4	5.60	2.9	SR4	11/10/2014 8:36	28.47	89.1	5.84	6.3	SR4	11/10/2014 14:36	28.97	90.2	5.86	4.1	SR4	11/10/2014 20:36	28.66	88.5	5.78	7.3
SR4	11/10/2014 2:41	28.49	85.0	5.57	3.0	SR4	11/10/2014 8:41	28.46	89.1	5.84	6.7	SR4	11/10/2014 14:41	28.96	90.2	5.86	3.5	SR4	11/10/2014 20:41	28.66	88.3	5.77	7.2
SR4	11/10/2014 2:46	28.49	85.1	5.57	2.8	SR4	11/10/2014 8:46	28.46	88.6	5.81	7.0	SR4	11/10/2014 14:46	28.99	90.5	5.88	2.6	SR4	11/10/2014 20:46	28.66	88.1	5.76	6.2
SR4	11/10/2014 2:51	28.49	85.8	5.62	4.1	SR4	11/10/2014 8:51	28.47	88.7	5.82	6.6	SR4	11/10/2014 14:51	28.99	90.4	5.88	2.9	SR4	11/10/2014 20:51	28.65	88.0	5.75	7.3
SR4	11/10/2014 2:56	28.48	84.9	5.57	3.2	SR4	11/10/2014 8:56	28.47	88.3	5.79	8.8	SR4	11/10/2014 14:56	28.97	90.5	5.88	3.4	SR4	11/10/2014 20:56	28.65	88.0	5.75	6.7
SR4	11/10/2014 3:01	28.50	85.2	5.59	3.5	SR4	11/10/2014 9:01	28.47	88.4	5.80	6.9	SR4	11/10/2014 15:01	28.99	90.6	5.89	2.3	SR4	11/10/2014 21:01	28.65	87.6	5.72	8.1
SR4	11/10/2014 3:06	28.50	85.4	5.59	2.9	SR4	11/10/2014 9:06	28.48	88.4	5.79	8.4	SR4	11/10/2014 15:06	29.00	90.5	5.89	2.9	SR4	11/10/2014 21:06	28.65	87.9	5.74	7.0
SR4	11/10/2014 3:11	28.51	85.0	5.57	3.2	SR4	11/10/2014 9:11	28.48	88.5	5.79	7.9	SR4	11/10/2014 15:11	28.99	90.5	5.89	3.0	SR4	11/10/2014 21:11	28.64	87.9	5.74	6.5
SR4	11/10/2014 3:16	28.50	84.2	5.52	3.1	SR4	11/10/2014 9:16	28.48	88.1	5.77	9.1	SR4	11/10/2014 15:16	29.00	90.6	5.89	3.1	SR4	11/10/2014 21:16	28.64	87.5	5.72	7.6
SR4	11/10/2014 3:21	28.49	83.4	5.46	3.0	SR4	11/10/2014 9:21	28.50	88.3	5.78	8.2	SR4	11/10/2014 15:21	29.01	90.8	5.90	2.5	SR4	11/10/2014 21:21	28.64	87.5	5.71	7.8
SR4	11/10/2014 3:26	28.50	83.6	5.47	3.0	SR4	11/10/2014 9:26	28.51	88.3	5.78	8.4	SR4	11/10/2014 15:26	29.06	90.3	5.87	2.4	SR4	11/10/2014 21:26	28.63	87.4	5.71	6.7
SR4	11/10/2014 3:31	28.49	83.0	5.43	3.1	SR4	11/10/2014 9:31	28.50	88.1	5.77	**11.3**	SR4	11/10/2014 15:31	29.06	89.4	5.81	2.4	SR4	11/10/2014 21:31	28.63	87.7	5.73	8.9
SR4	11/10/2014 3:36	28.49	83.2	5.44	3.3	SR4	11/10/2014 9:36	28.51	88.1	5.77	**10.4**	SR4	11/10/2014 15:36	29.04	89.0	5.79	2.4	SR4	11/10/2014 21:36	28.63	87.7	5.73	7.9
SR4	11/10/2014 3:41	28.52	84.8	5.55	5.2	SR4	11/10/2014 9:41	28.52	88.1	5.77	9.4	SR4	11/10/2014 15:41	29.03	89.1	5.80	2.6	SR4	11/10/2014 21:41	28.63	87.6	5.72	7.7
SR4	11/10/2014 3:46	28.53	84.6	5.53	6.4	SR4	11/10/2014 9:46	28.53	88.1	5.76	8.1	SR4	11/10/2014 15:46	29.02	89.1	5.80	2.7	SR4	11/10/2014 21:46	28.63	88.0	5.75	8.3
SR4	11/10/2014 3:51	28.54	85.0	5.55	5.4	SR4	11/10/2014 9:51	28.50	87.3	5.71	**11.6**	SR4	11/10/2014 15:51	29.00	89.7	5.84	3.0	SR4	11/10/2014 21:51	28.63	87.6	5.72	8.4
SR4	11/10/2014 3:56	28.54	85.3	5.57	4.1	SR4	11/10/2014 9:56	28.50	87.3	5.72	9.2	SR4	11/10/2014 15:56	29.01	89.6	5.83	2.9	SR4	11/10/2014 21:56	28.63	87.0	5.68	6.2
SR4	11/10/2014 4:01	28.54	85.2	5.57	4.8	SR4	11/10/2014 10:01	28.50	86.6	5.67	**12.7**	SR4	11/10/2014 16:01	29.05	89.9	5.85	2.9	SR4	11/10/2014 22:01	28.63	87.0	5.69	5.6
SR4	11/10/2014 4:06	28.54	84.9	5.54	4.6	SR4	11/10/2014 10:06	28.50	86.7	5.67	**12.7**	SR4	11/10/2014 16:06	29.06	89.3	5.81	2.8	SR4	11/10/2014 22:06	28.63	87.5	5.72	7.8
SR4	11/10/2014 4:11	28.54	85.6	5.59	5.2	SR4	11/10/2014 10:11	28.50	86.9	5.69	**10.8**	SR4	11/10/2014 16:11	29.07	88.7	5.77	3.3	SR4	11/10/2014 22:11	28.63	87.4	5.71	8.0
SR4	11/10/2014 4:16	28.54	85.2	5.56	4.7	SR4	11/10/2014 10:16	28.51	86.7	5.67	**10.5**	SR4	11/10/2014 16:16	29.07	88.5	5.75	2.4	SR4	11/10/2014 22:16	28.63	87.3	5.71	6.3
SR4	11/10/2014 4:21	28.54	86.1	5.62	4.2	SR4	11/10/2014 10:21	28.51	87.2	5.71	9.5	SR4	11/10/2014 16:21	29.02	86.9	5.65	4.4	SR4	11/10/2014 22:21	28.63	87.3	5.70	6.6
SR4	11/10/2014 4:26	28.54	85.4	5.59	5.9	SR4	11/10/2014 10:26	28.50	85.7	5.61	**12.4**	SR4	11/10/2014 16:26	28.97	87.1	5.67	8.7	SR4	11/10/2014 22:26	28.63	87.2	5.69	6.7
SR4	11/10/2014 4:31	28.53	86.5	5.66	4.0	SR4	11/10/2014 10:31	28.50	85.8	5.62	**10.9**	SR4	11/10/2014 16:31	28.94	87.7	5.70	6.8	SR4	11/10/2014 22:31	28.63	87.0	5.68	5.9
SR4	11/10/2014 4:36	28.53	87.0	5.69	5.4	SR4	11/10/2014 10:36	28.51	86.8	5.68	9.3	SR4	11/10/2014 16:36	28.96	88.2	5.74	3.5	SR4	11/10/2014 22:36	28.63	87.0	5.67	6.4
SR4	11/10/2014 4:41	28.52	87.0	5.69	4.6	SR4	11/10/2014 10:41	28.52	87.4	5.72	8.6	SR4	11/10/2014 16:41	28.94	88.3	5.75	4.4	SR4	11/10/2014 22:41	28.63	87.6	5.71	6.1
SR4	11/10/2014 4:46	28.52	86.7	5.67	3.9	SR4	11/10/2014 10:46	28.52	87.8	5.75	7.1	SR4	11/10/2014 16:46	28.95	88.3	5.74	4.9	SR4	11/10/2014 22:46	28.63	87.3	5.69	5.4
SR4	11/10/2014 4:51	28.51	85.9	5.62	3.4	SR4	11/10/2014 10:51	28.52	87.9	5.75	8.1	SR4	11/10/2014 16:51	28.99	87.8	5.71	3.2	SR4	11/10/2014 22:51	28.62	87.3	5.69	6.2
SR4	11/10/2014 4:56	28.50	86.2	5.64	3.5	SR4	11/10/2014 10:56	28.52	87.6	5.73	7.3	SR4	11/10/2014 16:56	28.85	88.5	5.76	7.4	SR4	11/10/2014 22:56	28.62	87.2	5.68	6.0
SR4	11/10/2014 5:01	28.51	86.0	5.62	3.8	SR4	11/10/2014 11:01	28.53	87.6	5.73	7.6	SR4	11/10/2014 17:01	28.84	88.9	5.80	6.3	SR4	11/10/2014 23:01	28.62	86.8	5.66	7.1
SR4	11/10/2014 5:06	28.50	86.5	5.66	4.4	SR4	11/10/2014 11:06	28.53	87.7	5.73	6.4	SR4	11/10/2014 17:06	28.88	87.6	5.71	5.1	SR4	11/10/2014 23:06	28.62	87.0	5.67	7.2
SR4	11/10/2014 5:11	28.50	86.5	5.66	3.8	SR4	11/10/2014 11:11	28.53	87.4	5.72	9.2	SR4	11/10/2014 17:11	28.84	88.5	5.77	6.7	SR4	11/10/2014 23:11	28.62	86.7	5.65	5.6
SR4	11/10/2014 5:16	28.42	86.3	5.66	4.2	SR4	11/10/2014 11:16	28.53	87.6	5.73	**10.0**	SR4	11/10/2014 17:16	28.76	89.0	5.81	8.8	SR4	11/10/2014 23:16	28.62	86.9	5.67	**10.1**
SR4	11/10/2014 5:21	28.45	86.3	5.65	4.3	SR4	11/10/2014 11:21	28.54	87.6	5.72	8.5	SR4	11/10/2014 17:21	28.74	89.6	5.85	7.3	SR4	11/10/2014 23:21	28.60	87.3	5.69	4.2
SR4	11/10/2014 5:26	28.46	85.3	5.59	4.1	SR4	11/10/2014 11:26	28.54	87.5	5.72	8.4	SR4	11/10/2014 17:26	28.73	89.6	5.84	6.0	SR4	11/10/2014 23:26	28.60	88.5	5.77	4.7
SR4	11/10/2014 5:31	28.44	86.3	5.66	4.3	SR4	11/10/2014 11:31	28.55	87.8	5.74	8.2	SR4	11/10/2014 17:31	28.73	90.0	5.87	5.7	SR4	11/10/2014 23:31	28.60	89.1	5.82	5.3
SR4	11/10/2014 5:36	28.46	86.7	5.68	4.5	SR4	11/10/2014 11:36	28.55	87.6	5.73	7.7	SR4	11/10/2014 17:36	28.72	89.6	5.85	6.1	SR4	11/10/2014 23:36	28.60	88.7	5.80	5.2
SR4	11/10/2014 5:41	28.45	86.5	5.67	4.0	SR4	11/10/2014 11:41	28.55	87.5	5.72	7.0	SR4	11/10/2014 17:41	28.71	90.3	5.90	5.7	SR4	11/10/2014 23:41	28.60	88.7	5.80	4.1
SR4	11/10/2014 5:46	28.44	86.2	5.65	3.9	SR4	11/10/2014 11:46	28.55	87.7	5.74	7.6	SR4	11/10/2014 17:46	28.71	90.3	5.90	5.9	SR4	11/10/2014 23:46	28.60	88.9	5.81	4.0
SR4	11/10/2014 5:51	28.41	86.4	5.66	4.3	SR4	11/10/2014 11:51	28.55	87.8	5.74	6.5	SR4	11/10/2014 17:51	28.70	89.1	5.82	4.8	SR4	11/10/2014 23:51	28.60	89.0	5.82	3.9
SR4	11/10/2014 5:56	28.43	86.9	5.69	4.1	SR4	11/10/2014 11:56	28.56	87.8	5.74	5.9	SR4	11/10/2014 17:56	28.71	89.8	5.87	5.7	SR4	11/10/2014 23:56	28.60	89.0	5.82	4.1

Station	Timestamp	Temp (°C)	DO (%)	DO (mg/L)	Tur (NTU)	Station	Timestamp	Temp (°C)	DO (%)	DO (mg/L)	Tur (NTU)	Station	Timestamp	Temp (°C)	DO (%)	DO (mg/L)	Tur (NTU)	Station	Timestamp	Temp (°C)	DO (%)	DO (mg/L)	Tur (NTU)
SR5	11/10/2014 0:00	28.64	77.3	**5.02**	5.8	SR5	11/10/2014 6:00	28.41	79.0	**5.21**	7.0	SR5	11/10/2014 12:00	28.60	74.8	**4.86**	**8.3**	SR5	11/10/2014 18:00	28.94	84.3	5.50	2.6
SR5	11/10/2014 0:05	28.63	77.1	**5.00**	5.1	SR5	11/10/2014 6:05	28.40	79.3	**5.23**	6.8	SR5	11/10/2014 12:05	28.60	74.8	**4.86**	7.8	SR5	11/10/2014 18:05	28.94	83.6	5.46	2.5
SR5	11/10/2014 0:10	28.64	76.8	**4.98**	5.5	SR5	11/10/2014 6:10	28.42	79.5	**5.25**	7.5	SR5	11/10/2014 12:10	28.60	75.0	**4.87**	7.2	SR5	11/10/2014 18:10	28.96	82.8	5.40	2.6
SR5	11/10/2014 0:15	28.64	77.0	**5.00**	5.9	SR5	11/10/2014 6:15	28.42	80.0	**5.28**	7.0	SR5	11/10/2014 12:15	28.61	74.9	**4.86**	7.2	SR5	11/10/2014 18:15	28.95	82.3	**5.37**	3.0
SR5	11/10/2014 0:20	28.61	76.4	**4.97**	4.8	SR5	11/10/2014 6:20	28.43	79.8	**5.26**	7.8	SR5	11/10/2014 12:20	28.61	75.1	**4.87**	**8.4**	SR5	11/10/2014 18:20	28.94	82.2	**5.36**	2.5
SR5	11/10/2014 0:25	28.65	77.1	**5.00**	6.3	SR5	11/10/2014 6:25	28.44	79.2	**5.22**	7.7	SR5	11/10/2014 12:25	28.61	75.2	**4.88**	7.1	SR5	11/10/2014 18:25	28.95	81.5	**5.32**	2.9
SR5	11/10/2014 0:30	28.64	76.8	**4.99**	5.3	SR5	11/10/2014 6:30	28.43	79.2	**5.22**	**8.1**	SR5	11/10/2014 12:30	28.61	75.7	**4.91**	6.9	SR5	11/10/2014 18:30	28.95	81.8	**5.33**	3.2
SR5	11/10/2014 0:35	28.64	77.4	**5.02**	5.9	SR5	11/10/2014 6:35	28.43	78.7	**5.19**	7.7	SR5	11/10/2014 12:35	28.61	75.9	**4.92**	7.9	SR5	11/10/2014 18:35	28.95	81.7	**5.33**	2.7
SR5	11/10/2014 0:40	28.64	77.0	**5.00**	5.9	SR5	11/10/2014 6:40	28.42	78.1	**5.15**	6.8	SR5	11/10/2014 12:40	28.63	75.8	**4.92**	4.9	SR5	11/10/2014 18:40	28.95	82.2	**5.36**	2.7
SR5	11/10/2014 0:45	28.62	77.5	**5.03**	6.3	SR5	11/10/2014 6:45	28.43	77.5	**5.11**	7.4	SR5	11/10/2014 12:45	28.62	75.7	**4.91**	6.4	SR5	11/10/2014 18:45	28.92	82.6	5.39	2.2
SR5	11/10/2014 0:50	28.63	77.6	**5.04**	5.5	SR5	11/10/2014 6:50	28.42	76.7	**5.06**	7.0	SR5	11/10/2014 12:50	28.61	75.8	**4.92**	**8.0**	SR5	11/10/2014 18:50	28.94	82.0	**5.35**	3.1
SR5	11/10/2014 0:55	28.62	77.8	**5.06**	5.0	SR5	11/10/2014 6:55	28.43	76.9	**5.07**	6.4	SR5	11/10/2014 12:55	28.62	75.6	**4.91**	6.6	SR5	11/10/2014 18:55	28.92	82.7	5.40	2.5
SR5	11/10/2014 1:00	28.62	77.8	**5.06**	4.8	SR5	11/10/2014 7:00	28.42	77.0	**5.08**	7.6	SR5	11/10/2014 13:00	28.63	75.1	**4.87**	6.5	SR5	11/10/2014 19:00	28.92	82.7	5.40	2.8
SR5	11/10/2014 1:05	28.62	77.7	**5.05**	4.5	SR5	11/10/2014 7:05	28.43	77.3	**5.10**	6.8	SR5	11/10/2014 13:05	28.63	74.4	**4.83**	6.0	SR5	11/10/2014 19:05	28.91	82.4	**5.37**	3.0
SR5	11/10/2014 1:10	28.62	77.5	**5.04**	4.7	SR5	11/10/2014 7:10	28.42	78.7	**5.19**	**8.2**	SR5	11/10/2014 13:10	28.78	77.1	**5.00**	4.9	SR5	11/10/2014 19:10	28.90	81.8	**5.34**	2.7
SR5	11/10/2014 1:15	28.62	77.4	**5.03**	5.0	SR5	11/10/2014 7:15	28.41	78.4	**5.17**	6.8	SR5	11/10/2014 13:15	28.70	77.9	**5.06**	6.4	SR5	11/10/2014 19:15	28.89	81.7	**5.33**	2.7
SR5	11/10/2014 1:20	28.63	77.5	**5.04**	5.5	SR5	11/10/2014 7:20	28.43	78.7	**5.19**	7.5	SR5	11/10/2014 13:20	28.69	77.5	**5.03**	4.8	SR5	11/10/2014 19:20	28.86	82.0	**5.35**	2.7
SR5	11/10/2014 1:25	28.63	77.3	**5.02**	5.2	SR5	11/10/2014 7:25	28.42	79.2	**5.22**	6.6	SR5	11/10/2014 13:25	28.69	78.0	**5.07**	5.6	SR5	11/10/2014 19:25	28.87	81.6	**5.32**	2.7
SR5	11/10/2014 1:30	28.63	77.5	**5.04**	5.3	SR5	11/10/2014 7:30	28.41	78.5	**5.18**	7.1	SR5	11/10/2014 13:30	28.67	77.8	**5.05**	5.8	SR5	11/10/2014 19:30	28.87	80.9	**5.28**	3.0
SR5	11/10/2014 1:35	28.64	77.4	**5.04**	5.4	SR5	11/10/2014 7:35	28.42	79.0	**5.21**	6.5	SR5	11/10/2014 13:35	28.67	77.9	**5.06**	6.1	SR5	11/10/2014 19:35	28.88	80.3	**5.24**	3.1
SR5	11/10/2014 1:40	28.64	77.5	**5.04**	5.7	SR5	11/10/2014 7:40	28.43	79.0	**5.21**	6.9	SR5	11/10/2014 13:40	28.72	77.7	**5.05**	5.7	SR5	11/10/2014 19:40	28.85	80.3	**5.23**	3.2
SR5	11/10/2014 1:45	28.65	77.7	**5.05**	5.8	SR5	11/10/2014 7:45	28.42	78.5	**5.18**	6.8	SR5	11/10/2014 13:45	28.72	78.1	**5.08**	5.2	SR5	11/10/2014 19:45	28.84	79.8	**5.20**	3.7
SR5	11/10/2014 1:50	28.63	77.9	**5.07**	4.7	SR5	11/10/2014 7:50	28.39	77.3	**5.10**	6.2	SR5	11/10/2014 13:50	28.85	79.6	**5.16**	3.6	SR5	11/10/2014 19:50	28.84	79.5	**5.19**	3.9
SR5	11/10/2014 1:55	28.53	78.7	**5.14**	4.5	SR5	11/10/2014 7:55	28.40	76.8	**5.06**	6.4	SR5	11/10/2014 13:55	28.75	78.9	**5.12**	4.6	SR5	11/10/2014 19:55	28.84	80.1	**5.22**	4.2
SR5	11/10/2014 2:00	28.51	79.0	**5.16**	4.7	SR5	11/10/2014 8:00	28.41	76.4	**5.03**	5.9	SR5	11/10/2014 14:00	28.79	79.2	**5.14**	4.0	SR5	11/10/2014 20:00	28.83	79.0	**5.15**	4.2
SR5	11/10/2014 2:05	28.53	78.9	**5.15**	4.8	SR5	11/10/2014 8:05	28.44	77.9	**5.13**	7.4	SR5	11/10/2014 14:05	28.78	79.1	**5.14**	4.8	SR5	11/10/2014 20:05	28.85	78.2	**5.10**	3.9
SR5	11/10/2014 2:10	28.56	78.7	**5.14**	5.5	SR5	11/10/2014 8:10	28.44	77.5	**5.10**	6.9	SR5	11/10/2014 14:10	28.81	79.4	**5.15**	3.8	SR5	11/10/2014 20:10	28.82	78.5	**5.12**	5.2
SR5	11/10/2014 2:15	28.55	78.9	**5.16**	5.1	SR5	11/10/2014 8:15	28.43	77.4	**5.10**	6.6	SR5	11/10/2014 14:15	28.78	79.2	**5.14**	3.5	SR5	11/10/2014 20:15	28.82	78.1	**5.09**	5.0
SR5	11/10/2014 2:20	28.49	79.4	**5.20**	5.0	SR5	11/10/2014 8:20	28.42	76.8	**5.06**	6.0	SR5	11/10/2014 14:20	28.79	79.5	**5.17**	2.8	SR5	11/10/2014 20:20	28.78	78.0	**5.08**	5.2
SR5	11/10/2014 2:25	28.42	79.8	**5.24**	4.7	SR5	11/10/2014 8:25	28.46	77.6	**5.10**	7.1	SR5	11/10/2014 14:25	28.79	79.3	**5.15**	3.4	SR5	11/10/2014 20:25	28.77	77.8	**5.07**	5.4
SR5	11/10/2014 2:30	28.47	79.2	**5.19**	5.1	SR5	11/10/2014 8:30	28.47	77.3	**5.08**	7.6	SR5	11/10/2014 14:30	28.74	79.0	**5.14**	3.2	SR5	11/10/2014 20:30	28.77	77.4	**5.04**	6.0
SR5	11/10/2014 2:35	28.49	79.4	**5.20**	5.0	SR5	11/10/2014 8:35	28.32	77.4	**5.11**	4.4	SR5	11/10/2014 14:35	28.75	79.0	**5.13**	3.0	SR5	11/10/2014 20:35	28.77	77.2	**5.02**	5.4
SR5	11/10/2014 2:40	28.54	79.2	**5.17**	6.2	SR5	11/10/2014 8:40	28.45	77.0	**5.06**	5.5	SR5	11/10/2014 14:40	28.73	78.8	**5.12**	4.2	SR5	11/10/2014 20:40	28.76	77.1	**5.01**	5.4
SR5	11/10/2014 2:45	28.54	78.7	**5.14**	7.9	SR5	11/10/2014 8:45	28.42	77.6	**5.11**	5.1	SR5	11/10/2014 14:45	28.69	78.9	**5.14**	3.7	SR5	11/10/2014 20:45	28.75	77.1	**5.01**	5.5
SR5	11/10/2014 2:50	28.58	78.2	**5.10**	6.8	SR5	11/10/2014 8:50	28.39	76.0	**5.01**	4.7	SR5	11/10/2014 14:50	28.69	78.4	**5.10**	4.3	SR5	11/10/2014 20:50	28.74	77.4	**5.03**	5.9
SR5	11/10/2014 2:55	28.49	79.0	**5.18**	4.8	SR5	11/10/2014 8:55	28.47	76.5	**5.03**	5.2	SR5	11/10/2014 14:55	28.67	78.2	**5.09**	5.2	SR5	11/10/2014 20:55	28.72	77.5	**5.03**	6.5
SR5	11/10/2014 3:00	28.50	79.3	**5.20**	4.4	SR5	11/10/2014 9:00	28.50	76.6	**5.02**	7.0	SR5	11/10/2014 15:00	28.68	78.7	**5.12**	5.1	SR5	11/10/2014 21:00	28.73	77.1	**5.01**	6.8
SR5	11/10/2014 3:05	28.50	79.4	**5.21**	4.4	SR5	11/10/2014 9:05	28.52	76.6	**5.02**	7.3	SR5	11/10/2014 15:05	28.68	78.6	**5.12**	4.1	SR5	11/10/2014 21:05	28.72	77.2	**5.01**	7.1
SR5	11/10/2014 3:10	28.50	79.5	**5.21**	5.4	SR5	11/10/2014 9:10	28.53	76.7	**5.01**	7.1	SR5	11/10/2014 15:10	28.69	79.0	**5.14**	3.8	SR5	11/10/2014 21:10	28.72	76.5	**4.97**	7.9
SR5	11/10/2014 3:15	28.46	79.7	**5.24**	5.3	SR5	11/10/2014 9:15	28.53	76.5	**5.00**	6.3	SR5	11/10/2014 15:15	28.74	79.8	**5.19**	4.7	SR5	11/10/2014 21:15	28.71	76.7	**4.98**	6.8
SR5	11/10/2014 3:20	28.47	79.7	**5.23**	6.2	SR5	11/10/2014 9:20	28.51	76.8	**5.03**	4.7	SR5	11/10/2014 15:20	28.95	82.8	**5.38**	3.0	SR5	11/10/2014 21:20	28.71	76.6	**4.97**	6.9
SR5	11/10/2014 3:25	28.46	79.6	**5.23**	6.2	SR5	11/10/2014 9:25	28.53	76.5	**5.00**	6.1	SR5	11/10/2014 15:25	29.02	84.9	5.51	2.5	SR5	11/10/2014 21:25	28.70	77.0	**5.00**	**8.2**
SR5	11/10/2014 3:30	28.46	79.6	**5.23**	7.0	SR5	11/10/2014 9:30	28.55	76.4	**4.99**	7.5	SR5	11/10/2014 15:30	29.02	84.6	5.50	2.6	SR5	11/10/2014 21:30	28.70	76.7	**4.98**	7.9
SR5	11/10/2014 3:35	28.46	79.8	**5.24**	7.2	SR5	11/10/2014 9:35	28.56	76.2	**4.97**	**8.6**	SR5	11/10/2014 15:35	29.00	84.3	5.48	2.5	SR5	11/10/2014 21:35	28.72	75.7	**4.91**	5.2
SR5	11/10/2014 3:40	28.40	80.5	**5.31**	6.3	SR5	11/10/2014 9:40	28.55	75.9	**4.96**	7.8	SR5	11/10/2014 15:40	29.00	84.1	5.47	2.3	SR5	11/10/2014 21:40	28.71	76.3	**4.95**	6.4
SR5	11/10/2014 3:45	28.40	80.4	**5.30**	6.2	SR5	11/10/2014 9:45	28.55	75.9	**4.95**	**8.8**	SR5	11/10/2014 15:45	28.99	84.0	5.46	2.4	SR5	11/10/2014 21:45	28.71	76.0	**4.94**	6.0
SR5	11/10/2014 3:50	28.40	80.6	**5.31**	6.6	SR5	11/10/2014 9:50	28.56	75.7	**4.94**	**8.5**	SR5	11/10/2014 15:50	29.00	84.0	5.46	2.6	SR5	11/10/2014 21:50	28.71	75.9	**4.92**	6.1
SR5	11/10/2014 3:55	28.40	80.5	**5.31**	6.8	SR5	11/10/2014 9:55	28.57	75.8	**4.94**	**8.3**	SR5	11/10/2014 15:55	28.97	84.1	5.47	2.3	SR5	11/10/2014 21:55	28.71	75.8	**4.92**	6.0
SR5	11/10/2014 4:00	28.40	80.6	**5.32**	6.9	SR5	11/10/2014 10:00	28.57	75.8	**4.94**	**8.3**	SR5	11/10/2014 16:00	29.01	83.9	5.45	2.8	SR5	11/10/2014 22:00	28.70	75.8	**4.92**	7.2
SR5	11/10/2014 4:05	28.41	80.4	**5.31**	6.4	SR5	11/10/2014 10:05	28.57	75.7	**4.94**	**8.3**	SR5	11/10/2014 16:05	28.97	83.5	5.43	2.5	SR5	11/10/2014 22:05	28.70	75.8	**4.92**	6.3
SR5	11/10/2014 4:10	28.42	80.4	**5.30**	7.1	SR5	11/10/2014 10:10	28.58	75.7	**4.94**	**9.1**	SR5	11/10/2014 16:10	28.99	85.4	5.56	1.8	SR5	11/10/2014 22:10	28.70	75.3	**4.89**	6.5
SR5	11/10/2014 4:15	28.43	80.3	**5.29**	6.8	SR5	11/10/2014 10:15	28.58	75.7	**4.94**	7.7	SR5	11/10/2014 16:15	29.02	85.7	5.59	1.7	SR5	11/10/2014 22:15	28.70	76.0	**4.93**	6.7
SR5	11/10/2014 4:20	28.42	80.7	**5.32**	6.8	SR5	11/10/2014 10:20	28.58	75.7	**4.93**	6.1	SR5	11/10/2014 16:20	28.99	85.0	5.54	1.8	SR5	11/10/2014 22:20	28.70	75.7	**4.91**	6.8
SR5	11/10/2014 4:25	28.44	80.1	**5.28**	7.2	SR5	11/10/2014 10:25	28.58	75.4	**4.92**	6.5	SR5	11/10/2014 16:25	28.94	84.2	5.49	2.1	SR5	11/10/2014 22:25	28.70	74.7	**4.85**	7.2
SR5	11/10/2014 4:30	28.43	80.0	**5.27**	7.0	SR5	11/10/2014 10:30	28.58	75.3	**4.91**	7.5	SR5	11/10/2014 16:30	28.95	84.6	5.51	2.3	SR5	11/10/2014 22:30	28.69	75.1	**4.87**	6.8
SR5	11/10/2014 4:35	28.44	79.9	**5.26**	7.1	SR5	11/10/2014 10:35	28.59	75.2	**4.90**	7.6	SR5	11/10/2014 16:35	28.97	84.6	5.51	2.2	SR5	11/10/2014 22:35	28.69	74.0	**4.80**	6.3
SR5	11/10/2014 4:40	28.45	79.9	**5.26**	**8.6**	SR5	11/10/2014 10:40	28.59	75.0	**4.89**	7.2	SR5	11/10/2014 16:40	28.99	85.5	5.58	2.1	SR5	11/10/2014 22:40	28.69	74.9	**4.86**	6.2
SR5	11/10/2014 4:45	28.44	79.8	**5.26**	**8.2**	SR5	11/10/2014 10:45	28.59	75.1	**4.89**	7.1	SR5	11/10/2014 16:45	29.03	86.5	5.64	2.3	SR5	11/10/2014 22:45	28.69	75.2	**4.87**	6.4
SR5	11/10/2014 4:50	28.44	79.8	**5.26**	7.9	SR5	11/10/2014 10:50	28.59	75.1	**4.89**	7.4	SR5	11/10/2014 16:50	29.00	86.0	5.61	2.2	SR5	11/10/2014 22:50	28.69	75.5	**4.89**	6.8
SR5	11/10/2014 4:55	28.46	79.9	**5.26**	**8.9**	SR5	11/10/2014 10:55	28.59	74.8	**4.87**	7.8	SR5	11/10/2014 16:55	28.97	85.4	5.57	2.3	SR5	11/10/2014 22:55	28.69	76.4	**4.95**	6.5
SR5	11/10/2014 5:00	28.48	80.2	**5.28**	**8.5**	SR5	11/10/2014 11:00	28.59	75.0	**4.89**	7.9	SR5	11/10/2014 17:00	28.95	85.5	5.58	2.9	SR5	11/10/2014 23:00	28.69	76.2	**4.93**	6.2
SR5	11/10/2014 5:05	28.48	80.5	**5.30**	7.9	SR5	11/10/2014 11:05	28.59	75.0	**4.88**	**8.5**	SR5	11/10/2014 17:05	28.94	85.1	5.55	2.3	SR5	11/10/2014 23:05	28.69	74.9	**4.85**	6.3
SR5	11/10/2014 5:10	28.47	80.2	**5.28**	7.4	SR5	11/10/2014 11:10	28.60	74.5	**4.85**	7.9	SR5	11/10/2014 17:10	28.94	85.2	5.56	2.5	SR5	11/10/2014 23:10	28.69	76.3	**4.95**	5.7
SR5	11/10/2014 5:15	28.46	80.6	**5.31**	**8.2**	SR5	11/10/2014 11:15	28.59	74.8	**4.87**	7.8	SR5	11/10/2014 17:15	28.94	85.0	5.55	2.4	SR5	11/10/2014 23:15	28.69	76.5	**4.96**	5.9
SR5	11/10/2014 5:20	28.46	80.2	**5.29**	**8.0**	SR5	11/10/2014 11:20	28.59	74.7	**4.86**	7.7	SR5	11/10/2014 17:20	28.95	85.0	5.55	2.3	SR5	11/10/2014 23:20	28.69	76.7	**4.97**	5.7
SR5	11/10/2014 5:25	28.45	80.3	**5.29**	**8.5**	SR5	11/10/2014 11:25	28.59	74.9	**4.87**	**8.6**	SR5	11/10/2014 17:25	28.94	85.1	5.55	2.4	SR5	11/10/2014 23:25	28.69	76.2	**4.94**	5.7
SR5	11/10/2014 5:30	28.44	80.0	**5.27**	7.9	SR5	11/10/2014 11:30	28.59	74.7	**4.86**	7.9	SR5	11/10/2014 17:30	28.94	84.7	5.52	2.4	SR5	11/10/2014 23:30	28.69	76.5	**4.96**	5.7
SR5	11/10/2014 5:35	28.44	79.8	**5.26**	6.9	SR5	11/10/2014 11:35	28.60	74.3	**4.83**	7.2	SR5	11/10/2014 17:35	28.94	85.0	5.55	2.6	SR5	11/10/2014 23:35	28.69	76.8	**4.97**	5.8
SR5	11/10/2014 5:40	28.43	79.3	**5.23**	7.0	SR5	11/10/2014 11:40	28.59	74.3	**4.83**	7.7	SR5	11/10/2014 17:40	28.94	84.8	5.53	2.8	SR5	11/10/2014 23:40	28.68	76.8	**4.97**	5.9
SR5	11/10/2014 5:45	28.44	79.9	**5.27**	**8.8**	SR5	11/10/2014 11:45	28.59	74.5	**4.85**	**8.3**	SR5	11/10/2014 17:45	28.93	84.6	5.52	3.0	SR5	11/10/2014 23:45	28.69	76.4	**4.95**	5.1
SR5	11/10/2014 5:50	28.42	79.5	**5.24**	**8.7**	SR5	11/10/2014 11:50	28.60	74.7	**4.85**	**8.5**	SR5	11/10/2014 17:50	28.94	84.7	5.53	3.0	SR5	11/10/2014 23:50	28.69	75.7	**4.90**	5.8
SR5	11/10/2014 5:55	28.42	79.2	**5.22**	**8.0**	SR5	11/10/2014 11:55	28.60	74.8	**4.86**	**8.3**	SR5	11/10/2014 17:55	28.93	84.6	5.52	2.6	SR5	11/10/2014 23:55	28.68	75.1	**4.86**	5.4

Station	Timestamp	Temp (°C)	DO (%)	DO (mg/L)	Tur (NTU)	Station	Timestamp	Temp (°C)	DO (%)	DO (mg/L)	Tur (NTU)	Station	Timestamp	Temp (°C)	DO (%)	DO (mg/L)	Tur (NTU)	Station	Timestamp	Temp (°C)	DO (%)	DO (mg/L)	Tur (NTU)
SR9	11/10/2014 0:00	28.09	118.6	7.76	1.7	SR9	11/10/2014 6:00	27.78	95.4	6.20	2.9	SR9	11/10/2014 12:00	27.98	84.4	**5.48**	**7.5**	SR9	11/10/2014 18:00	28.34	91.2	**5.88**	4.5
SR9	11/10/2014 0:05	28.02	118.9	7.76	4.5	SR9	11/10/2014 6:05	27.78	94.5	6.14	2.7	SR9	11/10/2014 12:05	28.01	84.9	**5.51**	**6.2**	SR9	11/10/2014 18:05	28.39	91.4	**5.89**	4.7
SR9	11/10/2014 0:10	28.10	118.7	7.76	**8.1**	SR9	11/10/2014 6:10	27.78	94.4	6.14	2.8	SR9	11/10/2014 12:10	27.98	85.2	**5.53**	**5.8**	SR9	11/10/2014 18:10	28.40	93.5	6.02	**6.3**
SR9	11/10/2014 0:15	28.11	119.4	7.81	2.5	SR9	11/10/2014 6:15	27.78	94.0	6.12	2.6	SR9	11/10/2014 12:15	28.03	85.8	**5.57**	**5.3**	SR9	11/10/2014 18:15	28.39	93.8	6.04	4.3
SR9	11/10/2014 0:20	28.10	120.8	7.90	1.7	SR9	11/10/2014 6:20	27.79	93.8	6.10	2.9	SR9	11/10/2014 12:20	28.02	85.9	**5.57**	**5.1**	SR9	11/10/2014 18:20	28.39	95.2	6.14	4.0
SR9	11/10/2014 0:25	28.13	120.5	7.87	3.0	SR9	11/10/2014 6:25	27.78	93.4	6.07	2.6	SR9	11/10/2014 12:25	28.06	86.3	**5.60**	4.6	SR9	11/10/2014 18:25	28.40	96.9	6.25	4.0
SR9	11/10/2014 0:30	28.14	121.3	7.92	3.0	SR9	11/10/2014 6:30	27.78	93.4	6.07	2.5	SR9	11/10/2014 12:30	28.09	87.5	**5.67**	4.4	SR9	11/10/2014 18:30	28.40	97.4	6.28	4.0
SR9	11/10/2014 0:35	28.10	120.5	7.87	2.7	SR9	11/10/2014 6:35	27.78	94.4	6.14	2.4	SR9	11/10/2014 12:35	28.17	90.1	**5.83**	4.5	SR9	11/10/2014 18:35	28.38	96.9	6.25	3.7
SR9	11/10/2014 0:40	28.15	122.2	7.98	2.6	SR9	11/10/2014 6:40	27.82	94.0	6.12	1.8	SR9	11/10/2014 12:40	28.35	89.1	**5.75**	4.2	SR9	11/10/2014 18:40	28.37	96.5	6.22	4.0
SR9	11/10/2014 0:45	28.09	122.4	7.99	2.6	SR9	11/10/2014 6:45	27.80	91.4	6.02	2.4	SR9	11/10/2014 12:45	28.32	89.3	**5.77**	4.6	SR9	11/10/2014 18:45	28.36	95.7	6.17	3.9
SR9	11/10/2014 0:50	28.13	121.8	7.93	2.3	SR9	11/10/2014 6:50	27.81	92.3	6.08	2.0	SR9	11/10/2014 12:50	28.27	89.8	**5.81**	**5.0**	SR9	11/10/2014 18:50	28.37	96.0	6.19	4.0
SR9	11/10/2014 0:55	28.14	122.0	7.94	2.3	SR9	11/10/2014 6:55	27.81	92.0	6.06	2.0	SR9	11/10/2014 12:55	28.46	89.9	**5.79**	4.4	SR9	11/10/2014 18:55	28.41	97.0	6.25	4.0
SR9	11/10/2014 1:00	28.15	122.9	8.03	**6.1**	SR9	11/10/2014 7:00	27.82	94.6	6.22	2.3	SR9	11/10/2014 13:00	28.51	89.6	**5.77**	4.6	SR9	11/10/2014 19:00	28.44	94.6	6.11	4.1
SR9	11/10/2014 1:05	28.08	122.4	7.99	**6.0**	SR9	11/10/2014 7:05	27.83	92.6	6.09	2.1	SR9	11/10/2014 13:05	28.46	91.5	**5.89**	4.5	SR9	11/10/2014 19:05	28.43	94.5	6.09	4.1
SR9	11/10/2014 1:10	28.11	123.6	8.08	2.7	SR9	11/10/2014 7:10	27.80	92.8	6.10	2.3	SR9	11/10/2014 13:10	28.52	92.2	**5.93**	4.4	SR9	11/10/2014 19:10	28.45	94.9	6.11	4.2
SR9	11/10/2014 1:15	28.11	123.7	8.08	**6.4**	SR9	11/10/2014 7:15	27.85	94.7	6.23	2.1	SR9	11/10/2014 13:15	28.48	93.4	6.01	4.0	SR9	11/10/2014 19:15	28.43	95.0	6.12	4.1
SR9	11/10/2014 1:20	28.08	123.7	8.08	**6.5**	SR9	11/10/2014 7:20	27.85	94.2	6.20	2.0	SR9	11/10/2014 13:20	28.36	92.2	**5.95**	**4.8**	SR9	11/10/2014 19:20	28.41	93.9	6.06	3.9
SR9	11/10/2014 1:25	28.07	125.2	8.17	2.0	SR9	11/10/2014 7:25	27.86	93.6	6.16	2.0	SR9	11/10/2014 13:25	28.47	92.1	**5.93**	4.2	SR9	11/10/2014 19:25	28.42	92.9	5.99	4.3
SR9	11/10/2014 1:30	28.08	124.0	8.11	1.8	SR9	11/10/2014 7:30	27.87	94.4	6.21	1.8	SR9	11/10/2014 13:30	28.32	91.6	**5.91**	4.2	SR9	11/10/2014 19:30	28.42	94.1	6.07	4.4
SR9	11/10/2014 1:35	28.03	126.4	8.24	2.1	SR9	11/10/2014 7:35	27.87	96.1	6.33	2.1	SR9	11/10/2014 13:35	28.30	90.5	**5.85**	4.6	SR9	11/10/2014 19:35	28.42	93.6	6.03	4.3
SR9	11/10/2014 1:40	28.00	126.6	8.24	2.0	SR9	11/10/2014 7:40	27.88	94.9	6.25	2.0	SR9	11/10/2014 13:40	28.50	91.1	**5.87**	**5.4**	SR9	11/10/2014 19:40	28.40	91.4	**5.90**	4.0
SR9	11/10/2014 1:45	28.00	127.2	8.32	2.0	SR9	11/10/2014 7:45	27.89	95.1	6.26	2.0	SR9	11/10/2014 13:45	28.39	91.5	**5.91**	4.6	SR9	11/10/2014 19:45	28.41	91.0	**5.87**	3.9
SR9	11/10/2014 1:50	28.00	126.9	8.27	1.9	SR9	11/10/2014 7:50	27.91	99.2	6.54	1.9	SR9	11/10/2014 13:50	28.56	92.0	**5.92**	4.2	SR9	11/10/2014 19:50	28.41	92.0	**5.93**	4.0
SR9	11/10/2014 1:55	28.01	127.4	8.31	1.7	SR9	11/10/2014 7:55	27.87	97.5	6.47	1.7	SR9	11/10/2014 13:55	28.47	92.0	**5.92**	4.2	SR9	11/10/2014 19:55	28.41	92.1	**5.94**	4.0
SR9	11/10/2014 2:00	28.00	127.7	8.34	1.9	SR9	11/10/2014 8:00	27.88	93.3	6.17	1.9	SR9	11/10/2014 14:00	28.39	92.5	**5.96**	4.2	SR9	11/10/2014 20:00	28.38	89.1	**5.75**	4.1
SR9	11/10/2014 2:05	27.98	127.8	8.35	1.8	SR9	11/10/2014 8:05	27.90	93.7	6.19	1.8	SR9	11/10/2014 14:05	28.61	92.4	**5.94**	4.4	SR9	11/10/2014 20:05	28.36	88.1	**5.69**	4.2
SR9	11/10/2014 2:10	27.98	127.5	8.29	1.8	SR9	11/10/2014 8:10	27.88	92.6	6.13	1.8	SR9	11/10/2014 14:10	28.33	93.0	6.00	4.0	SR9	11/10/2014 20:10	28.36	87.7	**5.66**	4.1
SR9	11/10/2014 2:15	27.98	127.9	8.33	1.9	SR9	11/10/2014 8:15	27.89	93.4	6.18	1.9	SR9	11/10/2014 14:15	28.34	93.3	6.02	3.9	SR9	11/10/2014 20:15	28.34	87.3	**5.64**	4.3
SR9	11/10/2014 2:20	27.97	128.6	8.38	2.9	SR9	11/10/2014 8:20	27.83	93.6	6.19	4.6	SR9	11/10/2014 14:20	28.34	93.2	6.02	3.9	SR9	11/10/2014 20:20	28.36	88.2	**5.69**	4.0
SR9	11/10/2014 2:25	27.96	131.2	8.56	1.9	SR9	11/10/2014 8:25	27.81	92.8	6.14	**8.9**	SR9	11/10/2014 14:25	28.42	93.7	6.04	4.0	SR9	11/10/2014 20:25	28.36	88.6	**5.72**	4.1
SR9	11/10/2014 2:30	27.96	131.8	8.58	2.4	SR9	11/10/2014 8:30	27.81	91.7	6.06	**4.8**	SR9	11/10/2014 14:30	28.49	94.0	6.05	4.0	SR9	11/10/2014 20:30	28.30	87.3	**5.64**	4.5
SR9	11/10/2014 2:35	27.94	132.0	8.60	3.3	SR9	11/10/2014 8:35	27.80	91.8	6.09	2.5	SR9	11/10/2014 14:35	28.44	94.0	6.06	4.0	SR9	11/10/2014 20:35	28.37	90.5	**5.85**	4.1
SR9	11/10/2014 2:40	27.94	132.5	8.61	2.8	SR9	11/10/2014 8:40	27.81	92.1	6.09	0.9	SR9	11/10/2014 14:40	28.46	93.4	6.02	3.9	SR9	11/10/2014 20:40	28.34	88.9	**5.74**	4.3
SR9	11/10/2014 2:45	27.95	133.7	8.69	2.6	SR9	11/10/2014 8:45	27.81	79.8	**5.20**	**9.1**	SR9	11/10/2014 14:45	28.40	94.1	6.07	4.1	SR9	11/10/2014 20:45	28.31	87.7	**5.66**	4.4
SR9	11/10/2014 2:50	27.93	134.5	8.75	3.3	SR9	11/10/2014 8:50	27.81	79.1	**5.16**	**9.2**	SR9	11/10/2014 14:50	28.52	95.4	6.14	3.7	SR9	11/10/2014 20:50	28.31	88.1	**5.68**	4.5
SR9	11/10/2014 2:55	27.92	134.6	8.78	3.9	SR9	11/10/2014 8:55	27.81	80.2	**5.22**	**8.9**	SR9	11/10/2014 14:55	28.52	95.9	6.17	4.3	SR9	11/10/2014 20:55	28.29	87.3	**5.64**	4.5
SR9	11/10/2014 3:00	27.87	122.4	7.86	3.8	SR9	11/10/2014 9:00	27.80	80.4	**5.24**	**8.0**	SR9	11/10/2014 15:00	28.37	94.7	6.11	4.6	SR9	11/10/2014 21:00	28.30	87.4	**5.64**	4.6
SR9	11/10/2014 3:05	27.87	121.9	7.83	3.9	SR9	11/10/2014 9:05	27.81	81.2	**5.29**	**8.5**	SR9	11/10/2014 15:05	28.51	95.3	6.14	4.1	SR9	11/10/2014 21:05	28.31	88.1	**5.69**	4.4
SR9	11/10/2014 3:10	27.87	121.7	7.82	2.5	SR9	11/10/2014 9:10	27.81	80.9	**5.27**	**10.4**	SR9	11/10/2014 15:10	28.44	95.4	6.15	3.8	SR9	11/10/2014 21:10	28.31	87.3	**5.64**	4.5
SR9	11/10/2014 3:15	27.89	121.5	7.81	**6.6**	SR9	11/10/2014 9:15	27.81	81.1	**5.28**	**8.2**	SR9	11/10/2014 15:15	28.48	95.5	6.15	4.0	SR9	11/10/2014 21:15	28.30	88.0	**5.67**	4.3
SR9	11/10/2014 3:20	27.87	110.0	6.99	**7.9**	SR9	11/10/2014 9:20	27.82	81.5	**5.30**	**7.8**	SR9	11/10/2014 15:20	28.47	95.7	6.17	4.5	SR9	11/10/2014 21:20	28.30	88.4	**5.71**	4.4
SR9	11/10/2014 3:25	27.87	109.0	6.94	2.0	SR9	11/10/2014 9:25	27.83	82.1	**5.34**	**7.6**	SR9	11/10/2014 15:25	28.60	96.8	6.23	3.9	SR9	11/10/2014 21:25	28.28	88.5	**5.71**	4.5
SR9	11/10/2014 3:30	27.87	106.4	6.91	2.0	SR9	11/10/2014 9:30	27.82	81.8	**5.32**	**7.0**	SR9	11/10/2014 15:30	28.46	96.0	6.19	3.6	SR9	11/10/2014 21:30	28.29	88.1	**5.70**	4.3
SR9	11/10/2014 3:35	27.88	106.7	6.94	1.9	SR9	11/10/2014 9:35	27.84	82.3	**5.36**	**8.4**	SR9	11/10/2014 15:35	28.59	97.5	6.27	3.9	SR9	11/10/2014 21:35	28.28	88.1	**5.70**	4.2
SR9	11/10/2014 3:40	27.88	107.4	6.98	1.7	SR9	11/10/2014 9:40	27.83	82.3	**5.35**	**8.0**	SR9	11/10/2014 15:40	28.48	95.2	6.13	4.1	SR9	11/10/2014 21:40	28.27	87.5	**5.66**	4.1
SR9	11/10/2014 3:45	27.88	106.9	6.93	2.0	SR9	11/10/2014 9:45	27.83	82.6	**5.38**	**6.8**	SR9	11/10/2014 15:45	28.49	95.1	6.12	3.6	SR9	11/10/2014 21:45	28.27	86.1	**5.57**	4.4
SR9	11/10/2014 3:50	27.88	105.9	6.87	1.8	SR9	11/10/2014 9:50	27.84	82.9	**5.40**	**7.0**	SR9	11/10/2014 15:50	28.39	94.2	6.07	4.1	SR9	11/10/2014 21:50	28.26	86.3	**5.58**	4.2
SR9	11/10/2014 3:55	27.87	105.6	6.86	1.8	SR9	11/10/2014 9:55	27.85	83.2	**5.41**	**7.4**	SR9	11/10/2014 15:55	28.37	94.4	6.10	3.9	SR9	11/10/2014 21:55	28.27	87.4	**5.65**	4.2
SR9	11/10/2014 4:00	27.87	104.7	6.80	1.4	SR9	11/10/2014 10:00	27.85	83.3	**5.42**	**6.2**	SR9	11/10/2014 16:00	28.41	95.1	6.14	4.1	SR9	11/10/2014 22:00	28.26	86.9	**5.62**	4.4
SR9	11/10/2014 4:05	27.86	103.2	6.70	1.6	SR9	11/10/2014 10:05	27.86	83.4	**5.43**	**6.9**	SR9	11/10/2014 16:05	28.58	95.7	6.16	3.7	SR9	11/10/2014 22:05	28.25	85.7	**5.54**	4.5
SR9	11/10/2014 4:10	27.85	102.8	6.68	1.6	SR9	11/10/2014 10:10	27.87	84.0	**5.47**	**6.2**	SR9	11/10/2014 16:10	28.48	94.3	6.08	4.0	SR9	11/10/2014 22:10	28.26	87.3	**5.65**	4.7
SR9	11/10/2014 4:15	27.84	102.5	6.66	1.6	SR9	11/10/2014 10:15	27.87	83.5	**5.43**	**5.9**	SR9	11/10/2014 16:15	28.45	93.5	6.03	4.0	SR9	11/10/2014 22:15	28.26	88.0	**5.69**	4.7
SR9	11/10/2014 4:20	27.84	101.9	6.63	1.7	SR9	11/10/2014 10:20	27.88	84.1	**5.47**	**6.1**	SR9	11/10/2014 16:20	28.53	94.5	6.09	3.5	SR9	11/10/2014 22:20	28.25	87.3	**5.65**	**4.9**
SR9	11/10/2014 4:25	27.84	102.8	6.68	1.6	SR9	11/10/2014 10:25	27.89	83.9	**5.45**	**6.0**	SR9	11/10/2014 16:25	28.48	92.4	**5.96**	3.7	SR9	11/10/2014 22:25	28.24	86.9	**5.61**	4.7
SR9	11/10/2014 4:30	27.84	102.4	6.66	2.1	SR9	11/10/2014 10:30	27.91	83.9	**5.45**	**6.7**	SR9	11/10/2014 16:30	28.43	91.9	**5.93**	3.9	SR9	11/10/2014 22:30	28.24	87.5	**5.66**	**5.0**
SR9	11/10/2014 4:35	27.84	101.7	6.62	3.1	SR9	11/10/2014 10:35	27.87	83.2	**5.41**	**6.4**	SR9	11/10/2014 16:35	28.44	93.5	6.03	4.1	SR9	11/10/2014 22:35	28.24	87.0	**5.62**	**4.9**
SR9	11/10/2014 4:40	27.84	101.4	6.60	2.6	SR9	11/10/2014 10:40	27.88	82.9	**5.39**	**6.5**	SR9	11/10/2014 16:40	28.49	94.8	6.11	4.2	SR9	11/10/2014 22:40	28.23	86.4	**5.59**	**4.8**
SR9	11/10/2014 4:45	27.83	102.3	6.66	2.6	SR9	11/10/2014 10:45	27.90	82.9	**5.39**	**5.5**	SR9	11/10/2014 16:45	28.35	93.6	6.05	4.1	SR9	11/10/2014 22:45	28.22	85.9	**5.56**	4.7
SR9	11/10/2014 4:50	27.82	101.9	6.64	2.4	SR9	11/10/2014 10:50	27.88	83.1	**5.40**	**6.1**	SR9	11/10/2014 16:50	28.49	96.2	6.19	3.8	SR9	11/10/2014 22:50	28.22	87.0	**5.63**	4.7
SR9	11/10/2014 4:55	27.83	101.2	6.58	2.7	SR9	11/10/2014 10:55	27.89	82.9	**5.39**	**6.4**	SR9	11/10/2014 16:55	28.40	95.0	6.13	**6.1**	SR9	11/10/2014 22:55	28.21	86.8	**5.61**	**5.0**
SR9	11/10/2014 5:00	27.82	100.5	6.54	2.7	SR9	11/10/2014 11:00	27.90	83.4	**5.42**	**6.1**	SR9	11/10/2014 17:00	28.36	94.1	6.07	4.6	SR9	11/10/2014 23:00	28.19	86.6	**5.61**	4.6
SR9	11/10/2014 5:05	27.83	99.9	6.50	2.0	SR9	11/10/2014 11:05	27.88	82.7	**5.38**	**6.7**	SR9	11/10/2014 17:05	28.37	94.8	6.11	4.2	SR9	11/10/2014 23:05	28.19	85.9	**5.56**	4.6
SR9	11/10/2014 5:10	27.83	99.4	6.47	2.3	SR9	11/10/2014 11:10	27.91	83.4	**5.43**	**5.8**	SR9	11/10/2014 17:10	28.25	90.2	**5.83**	4.6	SR9	11/10/2014 23:10	28.17	84.5	**5.48**	4.7
SR9	11/10/2014 5:15	27.83	98.7	6.43	2.4	SR9	11/10/2014 11:15	27.89	83.5	**5.43**	**6.0**	SR9	11/10/2014 17:15	28.33	91.1	**5.89**	4.3	SR9	11/10/2014 23:15	28.16	83.8	**5.44**	4.3
SR9	11/10/2014 5:20	27.81	98.0	6.38	2.4	SR9	11/10/2014 11:20	27.91	83.1	**5.40**	**5.9**	SR9	11/10/2014 17:20	28.31	90.5	**5.84**	4.7	SR9	11/10/2014 23:20	28.15	82.7	**5.37**	**4.9**
SR9	11/10/2014 5:25	27.80	97.9	6.40	2.5	SR9	11/10/2014 11:25	27.91	83.6	**5.44**	**6.2**	SR9	11/10/2014 17:25	28.31	88.1	**5.69**	**4.9**	SR9	11/10/2014 23:25	28.16	81.0	**5.25**	**4.9**
SR9	11/10/2014 5:30	27.79	97.4	6.33	2.2	SR9	11/10/2014 11:30	27.89	83.4	**5.42**	**6.7**	SR9	11/10/2014 17:30	28.27	86.6	**5.60**	4.7	SR9	11/10/2014 23:30	28.13	82.0	**5.31**	4.3
SR9	11/10/2014 5:35	27.80	96.2	6.25	2.3	SR9	11/10/2014 11:35	27.91	83.6	**5.44**	**6.2**	SR9	11/10/2014 17:35	28.31	87.1	**5.62**	4.6	SR9	11/10/2014 23:35	28.10	82.9	**5.39**	4.4
SR9	11/10/2014 5:40	27.80	95.3	6.20	2.1	SR9	11/10/2014 11:40	27.91	83.6	**5.44**	**6.8**	SR9	11/10/2014 17:40	28.33	88.1	**5.69**	**4.9**	SR9	11/10/2014 23:40	28.07	84.4	**5.48**	3.7
SR9	11/10/2014 5:45	27.80	95.9	6.22	2.0	SR9	11/10/2014 11:45	27.88	83.1	**5.41**	**7.3**	SR9	11/10/2014 17:45	28.36	88.9	**5.73**	4.7	SR9	11/10/2014 23:45	28.08	87.9	**5.70**	3.7
SR9	11/10/2014 5:50	27.79	95.6	6.21	2.3	SR9	11/10/2014 11:50	27.96	84.3	**5.48**	**6.7**	SR9	11/10/2014 17:50	28.37	89.2	**5.75**	4.5	SR9	11/10/2014 23:50	28.09	90.4	**5.87**	3.7
SR9	11/10/2014 5:55	27.79	94.6	6.15	2.9	SR9	11/10/2014 11:55	27.95	83.7	**5.44**	**7.7**	SR9	11/10/2014 17:55	28.29	89.6	**5.78**	4.6	SR9	11/10/2014 23:55	28.10	90.7	**5.89**	3.6

Station	Timestamp	Temp (°C)	DO (%)	DO (mg/L)	Tur (NTU)	Station	Timestamp	Temp (°C)	DO (%)	DO (mg/L)	Tur (NTU)	Station	Timestamp	Temp (°C)	DO (%)	DO (mg/L)	Tur (NTU)	Station	Timestamp	Temp (°C)	DO (%)	DO (mg/L)	Tur (NTU)
SR10	11/10/2014 0:00	28.69	77.8	**5.04**	4.3	SR10	11/10/2014 6:00	28.45	77.6	**5.06**	4.6	SR10	11/10/2014 12:00	28.74	79.1	**5.11**	2.0	SR10	11/10/2014 18:00	28.85	86.3	**5.55**	3.1
SR10	11/10/2014 0:05	28.69	78.5	**5.09**	4.7	SR10	11/10/2014 6:05	28.44	77.7	**5.07**	4.6	SR10	11/10/2014 12:05	28.71	77.2	**4.99**	2.1	SR10	11/10/2014 18:05	28.82	85.9	**5.53**	3.4
SR10	11/10/2014 0:10	28.68	78.5	**5.09**	4.4	SR10	11/10/2014 6:10	28.43	77.8	**5.08**	**4.9**	SR10	11/10/2014 12:10	28.73	74.0	**4.78**	2.0	SR10	11/10/2014 18:10	28.82	85.9	**5.54**	3.9
SR10	11/10/2014 0:15	28.66	76.7	**4.97**	3.9	SR10	11/10/2014 6:15	28.44	77.4	**5.06**	4.1	SR10	11/10/2014 12:15	28.69	74.9	**4.84**	2.4	SR10	11/10/2014 18:15	28.80	85.4	**5.51**	3.7
SR10	11/10/2014 0:20	28.67	76.9	**4.99**	4.3	SR10	11/10/2014 6:20	28.50	79.6	**5.18**	**4.8**	SR10	11/10/2014 12:20	28.69	74.7	**4.83**	2.8	SR10	11/10/2014 18:20	28.80	79.4	**5.12**	3.3
SR10	11/10/2014 0:25	28.67	75.9	**4.92**	4.1	SR10	11/10/2014 6:25	28.46	78.5	**5.12**	4.7	SR10	11/10/2014 12:25	28.71	71.8	**4.64**	2.2	SR10	11/10/2014 18:25	28.81	83.5	**5.38**	4.7
SR10	11/10/2014 0:30	28.67	75.9	**4.92**	4.2	SR10	11/10/2014 6:30	28.50	81.2	**5.29**	**5.9**	SR10	11/10/2014 12:30	28.67	70.9	**4.58**	2.3	SR10	11/10/2014 18:30	28.81	83.3	**5.37**	3.7
SR10	11/10/2014 0:35	28.67	74.3	**4.81**	4.7	SR10	11/10/2014 6:35	28.50	80.7	**5.26**	**5.9**	SR10	11/10/2014 12:35	28.69	71.5	**4.62**	2.2	SR10	11/10/2014 18:35	28.81	84.5	**5.45**	4.5
SR10	11/10/2014 0:40	28.67	76.4	**4.95**	**4.8**	SR10	11/10/2014 6:40	28.48	80.4	**5.24**	**5.3**	SR10	11/10/2014 12:40	28.67	70.6	**4.56**	2.3	SR10	11/10/2014 18:40	28.81	84.4	**5.44**	4.0
SR10	11/10/2014 0:45	28.67	75.4	**4.89**	**5.4**	SR10	11/10/2014 6:45	28.46	79.8	**5.20**	4.4	SR10	11/10/2014 12:45	28.66	73.9	**4.78**	2.7	SR10	11/10/2014 18:45	28.80	82.9	**5.34**	4.1
SR10	11/10/2014 0:50	28.67	73.0	**4.73**	**5.0**	SR10	11/10/2014 6:50	28.50	80.5	**5.24**	**5.8**	SR10	11/10/2014 12:50	28.67	73.7	**4.77**	2.4	SR10	11/10/2014 18:50	28.79	84.2	**5.42**	**4.8**
SR10	11/10/2014 0:55	28.66	72.4	**4.69**	4.5	SR10	11/10/2014 6:55	28.47	79.3	**5.17**	**5.1**	SR10	11/10/2014 12:55	28.66	75.7	**4.89**	2.8	SR10	11/10/2014 18:55	28.79	82.4	**5.31**	4.7
SR10	11/10/2014 1:00	28.67	70.6	**4.57**	**4.9**	SR10	11/10/2014 7:00	28.45	78.9	**5.14**	4.7	SR10	11/10/2014 13:00	28.66	76.4	**4.94**	2.7	SR10	11/10/2014 19:00	28.79	83.1	**5.36**	4.1
SR10	11/10/2014 1:05	28.66	70.5	**4.57**	4.6	SR10	11/10/2014 7:05	28.50	80.8	**5.26**	**5.7**	SR10	11/10/2014 13:05	28.64	76.7	**4.96**	2.9	SR10	11/10/2014 19:05	28.80	84.1	**5.41**	4.6
SR10	11/10/2014 1:10	28.66	69.2	**4.48**	**4.9**	SR10	11/10/2014 7:10	28.48	80.5	**5.24**	**5.3**	SR10	11/10/2014 13:10	28.62	80.7	**5.21**	3.7	SR10	11/10/2014 19:10	28.80	81.3	**5.24**	3.2
SR10	11/10/2014 1:15	28.66	72.1	**4.67**	4.7	SR10	11/10/2014 7:15	28.49	80.1	**5.21**	**6.1**	SR10	11/10/2014 13:15	28.62	81.2	**5.25**	3.6	SR10	11/10/2014 19:15	28.79	80.5	**5.19**	3.4
SR10	11/10/2014 1:20	28.66	70.2	**4.55**	**4.9**	SR10	11/10/2014 7:20	28.43	76.8	**5.01**	**4.9**	SR10	11/10/2014 13:20	28.63	81.4	**5.26**	3.4	SR10	11/10/2014 19:20	28.80	81.8	**5.27**	3.1
SR10	11/10/2014 1:25	28.65	67.4	**4.37**	**4.9**	SR10	11/10/2014 7:25	28.41	75.9	**4.96**	4.0	SR10	11/10/2014 13:25	28.65	81.6	**5.27**	3.4	SR10	11/10/2014 19:25	28.79	81.7	**5.27**	3.1
SR10	11/10/2014 1:30	28.66	70.5	**4.57**	**5.0**	SR10	11/10/2014 7:30	28.41	76.9	**5.02**	4.0	SR10	11/10/2014 13:30	28.67	81.5	**5.26**	3.4	SR10	11/10/2014 19:30	28.77	82.6	**5.33**	2.7
SR10	11/10/2014 1:35	28.65	70.1	**4.55**	4.4	SR10	11/10/2014 7:35	28.40	77.3	**5.04**	3.8	SR10	11/10/2014 13:35	28.67	81.8	**5.29**	3.8	SR10	11/10/2014 19:35	28.78	82.4	**5.32**	2.8
SR10	11/10/2014 1:40	28.61	68.5	**4.45**	4.3	SR10	11/10/2014 7:40	28.40	77.0	**5.03**	3.8	SR10	11/10/2014 13:40	28.67	82.0	**5.29**	3.8	SR10	11/10/2014 19:40	28.78	82.6	**5.33**	2.7
SR10	11/10/2014 1:45	28.60	69.3	**4.50**	4.4	SR10	11/10/2014 7:45	28.39	77.6	**5.07**	4.0	SR10	11/10/2014 13:45	28.68	82.0	**5.30**	3.8	SR10	11/10/2014 19:45	28.77	80.9	**5.22**	3.1
SR10	11/10/2014 1:50	28.59	68.3	**4.43**	3.6	SR10	11/10/2014 7:50	28.39	76.6	**5.00**	3.8	SR10	11/10/2014 13:50	28.69	81.1	**5.24**	3.4	SR10	11/10/2014 19:50	28.76	81.2	**5.24**	2.7
SR10	11/10/2014 1:55	28.59	67.6	**4.39**	3.8	SR10	11/10/2014 7:55	28.41	76.3	**4.98**	4.1	SR10	11/10/2014 13:55	28.67	79.6	**5.14**	4.0	SR10	11/10/2014 19:55	28.75	80.8	**5.22**	2.7
SR10	11/10/2014 2:00	28.62	67.0	**4.35**	**4.8**	SR10	11/10/2014 8:00	28.39	77.6	**5.07**	4.0	SR10	11/10/2014 14:00	28.70	82.4	**5.32**	3.3	SR10	11/10/2014 20:00	28.75	81.0	**5.23**	3.2
SR10	11/10/2014 2:05	28.64	71.6	**4.64**	4.2	SR10	11/10/2014 8:05	28.42	75.1	**4.90**	4.5	SR10	11/10/2014 14:05	28.70	82.4	**5.32**	3.6	SR10	11/10/2014 20:05	28.75	81.1	**5.23**	3.1
SR10	11/10/2014 2:10	28.63	66.7	**4.32**	4.7	SR10	11/10/2014 8:10	28.43	76.2	**4.97**	4.4	SR10	11/10/2014 14:10	28.70	80.4	**5.19**	3.7	SR10	11/10/2014 20:10	28.75	81.0	**5.23**	3.0
SR10	11/10/2014 2:15	28.64	65.5	**4.25**	4.1	SR10	11/10/2014 8:15	28.43	75.1	**4.90**	4.1	SR10	11/10/2014 14:15	28.73	82.3	**5.31**	3.3	SR10	11/10/2014 20:15	28.74	79.8	**5.15**	3.1
SR10	11/10/2014 2:20	28.64	66.4	**4.30**	4.5	SR10	11/10/2014 8:20	28.43	74.6	**4.87**	4.3	SR10	11/10/2014 14:20	28.76	82.3	**5.31**	3.5	SR10	11/10/2014 20:20	28.76	80.1	**5.17**	3.1
SR10	11/10/2014 2:25	28.64	66.5	**4.31**	4.2	SR10	11/10/2014 8:25	28.43	73.4	**4.79**	4.1	SR10	11/10/2014 14:25	28.78	77.4	**4.99**	2.8	SR10	11/10/2014 20:25	28.76	79.5	**5.13**	3.2
SR10	11/10/2014 2:30	28.63	64.5	**4.19**	4.4	SR10	11/10/2014 8:30	28.43	72.9	**4.76**	**5.0**	SR10	11/10/2014 14:30	28.76	76.4	**4.93**	3.3	SR10	11/10/2014 20:30	28.77	79.3	**5.12**	3.0
SR10	11/10/2014 2:35	28.63	66.8	**4.33**	4.2	SR10	11/10/2014 8:35	28.44	71.6	**4.67**	4.2	SR10	11/10/2014 14:35	28.75	74.3	**4.79**	3.9	SR10	11/10/2014 20:35	28.76	80.2	**5.17**	3.1
SR10	11/10/2014 2:40	28.61	65.5	**4.25**	3.7	SR10	11/10/2014 8:40	28.43	72.8	**4.75**	3.9	SR10	11/10/2014 14:40	28.80	74.7	**4.82**	3.2	SR10	11/10/2014 20:40	28.76	80.2	**5.17**	2.9
SR10	11/10/2014 2:45	28.57	66.6	**4.32**	3.8	SR10	11/10/2014 8:45	28.42	72.8	**4.75**	3.7	SR10	11/10/2014 14:45	28.79	75.7	**4.88**	3.3	SR10	11/10/2014 20:45	28.76	80.4	**5.19**	2.7
SR10	11/10/2014 2:50	28.61	66.7	**4.32**	3.9	SR10	11/10/2014 8:50	28.43	70.2	**4.58**	4.0	SR10	11/10/2014 14:50	28.83	76.4	**4.92**	3.0	SR10	11/10/2014 20:50	28.75	80.6	**5.20**	2.6
SR10	11/10/2014 2:55	28.63	75.5	**4.89**	4.7	SR10	11/10/2014 8:55	28.43	66.1	**4.31**	3.9	SR10	11/10/2014 14:55	28.75	77.8	**5.02**	3.5	SR10	11/10/2014 20:55	28.75	80.2	**5.18**	2.5
SR10	11/10/2014 3:00	28.62	75.5	**4.89**	4.0	SR10	11/10/2014 9:00	28.43	66.7	**4.35**	4.0	SR10	11/10/2014 15:00	28.72	80.3	**5.18**	4.0	SR10	11/10/2014 21:00	28.75	80.3	**5.18**	2.1
SR10	11/10/2014 3:05	28.57	72.3	**4.69**	3.8	SR10	11/10/2014 9:05	28.44	71.5	**4.67**	3.8	SR10	11/10/2014 15:05	28.73	82.6	**5.33**	3.6	SR10	11/10/2014 21:05	28.75	81.7	**5.27**	2.2
SR10	11/10/2014 3:10	28.55	75.0	**4.87**	3.4	SR10	11/10/2014 9:10	28.45	73.2	**4.78**	3.6	SR10	11/10/2014 15:10	28.73	82.6	**5.33**	3.3	SR10	11/10/2014 21:10	28.76	81.2	**5.24**	2.4
SR10	11/10/2014 3:15	28.53	76.6	**4.97**	3.6	SR10	11/10/2014 9:15	28.45	74.8	**4.88**	3.4	SR10	11/10/2014 15:15	28.73	82.4	**5.32**	3.5	SR10	11/10/2014 21:15	28.75	81.0	**5.23**	2.1
SR10	11/10/2014 3:20	28.56	77.5	**5.03**	4.2	SR10	11/10/2014 9:20	28.46	74.0	**4.83**	3.5	SR10	11/10/2014 15:20	28.74	83.1	**5.36**	3.0	SR10	11/10/2014 21:20	28.74	79.8	**5.15**	2.2
SR10	11/10/2014 3:25	28.55	77.9	**5.06**	**5.3**	SR10	11/10/2014 9:25	28.46	75.0	**4.89**	3.0	SR10	11/10/2014 15:25	28.76	83.5	**5.39**	3.3	SR10	11/10/2014 21:25	28.71	79.4	**5.13**	2.3
SR10	11/10/2014 3:30	28.50	78.4	**5.10**	3.7	SR10	11/10/2014 9:30	28.47	76.7	**5.00**	3.2	SR10	11/10/2014 15:30	28.74	83.3	**5.37**	**5.1**	SR10	11/10/2014 21:30	28.69	79.8	**5.16**	2.4
SR10	11/10/2014 3:35	28.62	81.2	**5.27**	4.0	SR10	11/10/2014 9:35	28.49	78.8	**5.14**	3.5	SR10	11/10/2014 15:35	28.72	83.7	**5.40**	3.8	SR10	11/10/2014 21:35	28.69	79.1	**5.11**	2.1
SR10	11/10/2014 3:40	28.61	81.3	**5.27**	4.5	SR10	11/10/2014 9:40	28.51	79.1	**5.15**	2.5	SR10	11/10/2014 15:40	28.73	83.7	**5.40**	3.3	SR10	11/10/2014 21:40	28.70	79.6	**5.14**	2.2
SR10	11/10/2014 3:45	28.56	79.6	**5.17**	3.9	SR10	11/10/2014 9:45	28.50	78.1	**5.09**	3.0	SR10	11/10/2014 15:45	28.76	83.5	**5.39**	2.9	SR10	11/10/2014 21:45	28.70	78.0	**5.04**	2.4
SR10	11/10/2014 3:50	28.58	80.9	**5.25**	4.3	SR10	11/10/2014 9:50	28.50	76.8	**5.01**	2.8	SR10	11/10/2014 15:50	28.78	83.7	**5.40**	2.6	SR10	11/10/2014 21:50	28.70	78.8	**5.09**	2.4
SR10	11/10/2014 3:55	28.51	80.3	**5.22**	3.7	SR10	11/10/2014 9:55	28.52	78.8	**5.14**	2.7	SR10	11/10/2014 15:55	28.81	82.2	**5.30**	2.7	SR10	11/10/2014 21:55	28.68	80.0	**5.17**	2.3
SR10	11/10/2014 4:00	28.56	81.1	**5.26**	4.5	SR10	11/10/2014 10:00	28.51	78.3	**5.10**	2.8	SR10	11/10/2014 16:00	28.83	79.5	**5.12**	2.6	SR10	11/10/2014 22:00	28.68	78.3	**5.06**	2.4
SR10	11/10/2014 4:05	28.57	80.8	**5.24**	4.3	SR10	11/10/2014 10:05	28.50	76.1	**4.96**	2.9	SR10	11/10/2014 16:05	28.75	83.5	**5.38**	3.2	SR10	11/10/2014 22:05	28.69	78.5	**5.07**	2.9
SR10	11/10/2014 4:10	28.60	81.4	**5.28**	4.7	SR10	11/10/2014 10:10	28.50	75.3	**4.91**	3.1	SR10	11/10/2014 16:10	28.75	83.5	**5.39**	3.3	SR10	11/10/2014 22:10	28.68	78.8	**5.09**	2.8
SR10	11/10/2014 4:15	28.61	81.9	**5.31**	**5.0**	SR10	11/10/2014 10:15	28.51	72.9	**4.75**	3.2	SR10	11/10/2014 16:15	28.80	83.6	**5.39**	3.0	SR10	11/10/2014 22:15	28.69	74.8	**4.83**	2.6
SR10	11/10/2014 4:20	28.59	81.5	**5.29**	**4.8**	SR10	11/10/2014 10:20	28.50	72.7	**4.74**	4.1	SR10	11/10/2014 16:20	28.81	84.3	**5.43**	2.7	SR10	11/10/2014 22:20	28.69	75.6	**4.88**	2.7
SR10	11/10/2014 4:25	28.60	82.3	**5.34**	**6.3**	SR10	11/10/2014 10:25	28.51	71.2	**4.64**	3.5	SR10	11/10/2014 16:25	28.84	84.9	**5.47**	2.8	SR10	11/10/2014 22:25	28.68	75.7	**4.89**	2.6
SR10	11/10/2014 4:30	28.60	82.4	**5.35**	4.5	SR10						SR10	11/10/2014 16:30	28.87	85.2	**5.48**	2.7	SR10	11/10/2014 22:30	28.67	76.2	**4.92**	2.5
SR10	11/10/2014 4:35	28.44	80.9	**5.27**	**5.1**	SR10						SR10	11/10/2014 16:35	28.88	85.4	**5.49**	2.5	SR10	11/10/2014 22:35	28.66	76.6	**4.95**	2.8
SR10	11/10/2014 4:40	28.47	79.9	**5.20**	**5.8**	SR10						SR10	11/10/2014 16:40	28.92	85.9	**5.53**	2.4	SR10	11/10/2014 22:40	28.67	76.3	**4.93**	2.7
SR10	11/10/2014 4:45	28.46	79.6	**5.19**	**6.2**	SR10						SR10	11/10/2014 16:45	28.93	86.0	**5.53**	2.5	SR10	11/10/2014 22:45	28.68	79.4	**5.13**	2.3
SR10	11/10/2014 4:50	28.46	79.5	**5.18**	**5.7**	SR10						SR10	11/10/2014 16:50	28.93	85.9	**5.52**	2.9	SR10	11/10/2014 22:50	28.69	80.6	**5.20**	3.4
SR10	11/10/2014 4:55	28.47	79.6	**5.18**	**5.9**	SR10	11/10/2014 10:55	28.61	78.1	**5.06**	1.9	SR10	11/10/2014 16:55	28.98	87.1	**5.60**	2.1	SR10	11/10/2014 22:55	28.69	81.0	**5.23**	2.5
SR10	11/10/2014 5:00	28.46	79.2	**5.16**	**6.4**	SR10	11/10/2014 11:00	28.62	79.2	**5.12**	2.0	SR10	11/10/2014 17:00	28.98	87.6	**5.63**	2.9	SR10	11/10/2014 23:00	28.69	82.5	**5.33**	2.4
SR10	11/10/2014 5:05	28.46	79.1	**5.16**	**6.0**	SR10	11/10/2014 11:05	28.63	77.8	**5.03**	2.1	SR10	11/10/2014 17:05	28.95	87.1	**5.60**	**8.9**	SR10	11/10/2014 23:05	28.69	82.2	**5.31**	2.5
SR10	11/10/2014 5:10	28.45	79.0	**5.15**	**5.6**	SR10	11/10/2014 11:10	28.63	79.0	**5.11**	2.2	SR10	11/10/2014 17:10	28.96	86.6	**5.58**	2.9	SR10	11/10/2014 23:10	28.69	82.4	**5.32**	2.8
SR10	11/10/2014 5:15	28.46	79.1	**5.16**	**5.5**	SR10	11/10/2014 11:15	28.66	79.3	**5.13**	2.3	SR10	11/10/2014 17:15	28.95	87.4	**5.63**	2.2	SR10	11/10/2014 23:15	28.68	82.4	**5.32**	2.4
SR10	11/10/2014 5:20	28.45	78.6	**5.13**	**5.5**	SR10	11/10/2014 11:20	28.65	79.2	**5.12**	2.3	SR10	11/10/2014 17:20	28.91	87.1	**5.61**	2.8	SR10	11/10/2014 23:20	28.71	82.3	**5.31**	2.4
SR10	11/10/2014 5:25	28.45	78.4	**5.12**	**5.2**	SR10	11/10/2014 11:25	28.68	79.8	**5.16**	2.0	SR10	11/10/2014 17:25	28.94	86.6	**5.57**	2.6	SR10	11/10/2014 23:25	28.66	82.5	**5.33**	3.0
SR10	11/10/2014 5:30	28.45	78.3	**5.11**	**5.0**	SR10	11/10/2014 11:30	28.73	80.4	**5.20**	2.0	SR10	11/10/2014 17:30	28.85	86.2	**5.55**	3.7	SR10	11/10/2014 23:30	28.74	82.5	**5.32**	3.6
SR10	11/10/2014 5:35	28.45	78.1	**5.09**	**5.2**	SR10	11/10/2014 11:35	28.76	80.3	**5.18**	2.7	SR10	11/10/2014 17:35	28.84	85.8	**5.53**	3.7	SR10	11/10/2014 23:35	28.72	82.6	**5.33**	2.9
SR10	11/10/2014 5:40	28.43	77.9	**5.09**	**4.8**	SR10	11/10/2014 11:40	28.79	80.4	**5.19**	2.7	SR10	11/10/2014 17:40	28.84	86.3	**5.56**	3.2	SR10	11/10/2014 23:40	28.73	82.9	**5.35**	3.5
SR10	11/10/2014 5:45	28.45	78.2	**5.10**	**5.0**	SR10	11/10/2014 11:45	28.75	80.1	**5.17**	2.3	SR10	11/10/2014 17:45	28.84	85.6	**5.52**	3.7	SR10	11/10/2014 23:45	28.73	82.8	**5.34**	3.5
SR10	11/10/2014 5:50	28.44	77.8	**5.08**	**4.9**	SR10	11/10/2014 11:50	28.74	80.0	**5.17**	2.1	SR10	11/10/2014 17:50	28.84	86.1	**5.54**	3.2	SR10	11/10/2014 23:50	28.72	80.7	**5.20**	3.1
SR10	11/10/2014 5:55	28.46	77.9	**5.09**	**4.8**	SR10	11/10/2014 11:55	28.73	78.7	**5.08**	2.1	SR10	11/10/2014 17:55	28.82	85.7	**5.52**	3.4	SR10	11/10/2014 23:55	28.73	81.7	**5.27**	3.5

Station	Timestamp	Temp (°C)	DO (%)	DO (mg/L)	Tur (NTU)	Station	Timestamp	Temp (°C)	DO (%)	DO (mg/L)	Tur (NTU)	Station	Timestamp	Temp (°C)	DO (%)	DO (mg/L)	Tur (NTU)	Station	Timestamp	Temp (°C)	DO (%)	DO (mg/L)	Tur (NTU)
SR11	11/10/2014 0:00	28.75	68.5	**4.47**	1.9	SR11	11/10/2014 6:00	28.41	69.8	**4.58**	0.9	SR11	11/10/2014 12:00	28.76	83.5	**5.47**	1.7	SR11	11/10/2014 18:00	28.87	69.9	**4.57**	2.4
SR11	11/10/2014 0:05	28.74	70.3	**4.59**	2.8	SR11	11/10/2014 6:05	28.41	69.3	**4.55**	0.9	SR11	11/10/2014 12:05	28.95	83.7	**5.46**	2.1	SR11	11/10/2014 18:05	28.86	67.4	**4.41**	1.8
SR11	11/10/2014 0:10	28.74	68.1	**4.45**	1.9	SR11	11/10/2014 6:10	28.55	62.3	**4.08**	2.3	SR11	11/10/2014 12:10	28.81	83.5	**5.46**	1.8	SR11	11/10/2014 18:10	28.81	67.8	**4.44**	3.0
SR11	11/10/2014 0:15	28.74	67.8	**4.43**	2.1	SR11	11/10/2014 6:15	28.40	71.0	**4.66**	1.0	SR11	11/10/2014 12:15	28.82	79.4	**5.20**	2.1	SR11	11/10/2014 18:15	28.83	65.4	**4.27**	2.2
SR11	11/10/2014 0:20	28.73	68.2	**4.46**	1.7	SR11	11/10/2014 6:20	28.45	68.2	**4.47**	1.3	SR11	11/10/2014 12:20	28.70	78.3	**5.13**	**6.9**	SR11	11/10/2014 18:20	28.87	72.1	**4.70**	1.2
SR11	11/10/2014 0:25	28.72	70.7	**4.62**	2.2	SR11	11/10/2014 6:25	28.42	68.6	**4.50**	0.8	SR11	11/10/2014 12:25	28.70	82.1	**5.38**	1.9	SR11	11/10/2014 18:25	28.82	69.3	**4.52**	2.2
SR11	11/10/2014 0:30	28.72	70.2	**4.59**	2.2	SR11	11/10/2014 6:30	28.48	65.2	**4.28**	1.3	SR11	11/10/2014 12:30	28.73	82.5	**5.41**	4.1	SR11	11/10/2014 18:30	28.85	67.4	**4.40**	1.7
SR11	11/10/2014 0:35	28.72	69.7	**4.56**	2.0	SR11	11/10/2014 6:35	28.51	63.2	**4.15**	1.9	SR11	11/10/2014 12:35	28.66	82.3	**5.40**	2.2	SR11	11/10/2014 18:35	28.85	67.6	**4.41**	1.6
SR11	11/10/2014 0:40	28.71	70.5	**4.61**	1.9	SR11	11/10/2014 6:40	28.50	63.9	**4.19**	1.7	SR11	11/10/2014 12:40	28.77	81.6	**5.35**	2.2	SR11	11/10/2014 18:40	28.85	67.8	**4.43**	1.2
SR11	11/10/2014 0:45	28.71	72.1	**4.71**	1.8	SR11	11/10/2014 6:45	28.48	63.4	**4.16**	1.0	SR11	11/10/2014 12:45	28.73	81.7	**5.35**	1.6	SR11	11/10/2014 18:45	28.85	68.4	**4.47**	1.3
SR11	11/10/2014 0:50	28.71	71.6	**4.68**	1.8	SR11	11/10/2014 6:50	28.41	68.3	**4.49**	0.8	SR11	11/10/2014 12:50	28.60	81.3	**5.34**	2.0	SR11	11/10/2014 18:50	28.85	70.1	**4.58**	1.1
SR11	11/10/2014 0:55	28.70	70.1	**4.58**	1.8	SR11	11/10/2014 6:55	28.46	66.2	**4.34**	1.3	SR11	11/10/2014 12:55	28.59	80.2	**5.27**	2.3	SR11	11/10/2014 18:55	28.83	69.4	**4.53**	1.6
SR11	11/10/2014 1:00	28.70	70.5	**4.60**	1.5	SR11	11/10/2014 7:00	28.46	64.2	**4.21**	0.9	SR11	11/10/2014 13:00	28.61	80.2	**5.26**	2.4	SR11	11/10/2014 19:00	28.82	70.0	**4.57**	1.9
SR11	11/10/2014 1:05	28.70	69.8	**4.56**	1.8	SR11	11/10/2014 7:05	28.43	68.0	**4.47**	1.2	SR11	11/10/2014 13:05	28.73	71.3	**4.66**	2.1	SR11	11/10/2014 19:05	28.80	69.3	**4.52**	2.9
SR11	11/10/2014 1:10	28.69	68.0	**4.45**	1.4	SR11	11/10/2014 7:10	28.47	65.0	**4.26**	1.6	SR11	11/10/2014 13:10	28.75	69.5	**4.55**	2.3	SR11	11/10/2014 19:10	28.83	73.3	**4.79**	0.8
SR11	11/10/2014 1:15	28.69	69.2	**4.52**	1.4	SR11	11/10/2014 7:15	28.47	62.6	**4.11**	0.9	SR11	11/10/2014 13:15	28.74	72.4	**4.74**	1.7	SR11	11/10/2014 19:15	28.81	68.7	**4.49**	1.9
SR11	11/10/2014 1:20	28.68	70.1	**4.58**	1.2	SR11	11/10/2014 7:20	28.54	59.5	**3.89**	1.5	SR11	11/10/2014 13:20	28.78	71.7	**4.69**	1.8	SR11	11/10/2014 19:20	28.85	71.4	**4.66**	1.1
SR11	11/10/2014 1:25	28.68	73.4	**4.80**	0.9	SR11	11/10/2014 7:25	28.51	60.8	**3.98**	1.0	SR11	11/10/2014 13:25	28.81	70.5	**4.61**	2.0	SR11	11/10/2014 19:25	28.83	70.5	**4.61**	1.5
SR11	11/10/2014 1:30	28.67	74.9	**4.90**	1.2	SR11	11/10/2014 7:30	28.53	61.0	**4.00**	1.1	SR11	11/10/2014 13:30	28.78	67.9	**4.44**	1.9	SR11	11/10/2014 19:30	28.84	72.6	**4.75**	1.3
SR11	11/10/2014 1:35	28.68	74.3	**4.86**	1.2	SR11	11/10/2014 7:35	28.55	59.5	**3.90**	1.6	SR11	11/10/2014 13:35	28.80	65.8	**4.30**	2.6	SR11	11/10/2014 19:35	28.83	73.6	**4.81**	1.1
SR11	11/10/2014 1:40	28.69	72.4	**4.73**	1.5	SR11	11/10/2014 7:40	28.56	59.7	**3.91**	2.0	SR11	11/10/2014 13:40	28.80	65.6	**4.29**	2.5	SR11	11/10/2014 19:40	28.80	71.9	**4.70**	2.8
SR11	11/10/2014 1:45	28.66	72.2	**4.72**	1.1	SR11	11/10/2014 7:45	28.56	59.3	**3.88**	1.8	SR11	11/10/2014 13:45	28.80	66.0	**4.32**	1.9	SR11	11/10/2014 19:45	28.82	76.2	**4.98**	1.2
SR11	11/10/2014 1:50	28.67	74.4	**4.86**	0.9	SR11	11/10/2014 7:50	28.55	60.1	**3.93**	0.9	SR11	11/10/2014 13:50	28.81	67.9	**4.44**	1.8	SR11	11/10/2014 19:50	28.80	73.3	**4.79**	1.8
SR11	11/10/2014 1:55	28.67	71.7	**4.69**	1.3	SR11	11/10/2014 7:55	28.56	59.9	**3.92**	2.1	SR11	11/10/2014 13:55	28.80	68.0	**4.45**	2.8	SR11	11/10/2014 19:55	28.82	74.6	**4.87**	1.4
SR11	11/10/2014 2:00	28.65	75.5	**4.94**	0.6	SR11	11/10/2014 8:00	28.55	62.7	**4.10**	0.7	SR11	11/10/2014 14:00	28.84	70.6	**4.61**	1.5	SR11	11/10/2014 20:00	28.81	72.8	**4.76**	1.2
SR11	11/10/2014 2:05	28.67	74.0	**4.84**	1.0	SR11	11/10/2014 8:05	28.47	65.6	**4.31**	1.0	SR11	11/10/2014 14:05	28.83	67.9	**4.44**	3.0	SR11	11/10/2014 20:05	28.82	79.9	**5.22**	2.0
SR11	11/10/2014 2:10	28.68	73.8	**4.82**	1.2	SR11	11/10/2014 8:10	28.41	70.5	**4.63**	1.1	SR11	11/10/2014 14:10	28.87	68.6	**4.48**	1.3	SR11	11/10/2014 20:10	28.81	80.3	**5.25**	2.0
SR11	11/10/2014 2:15	28.68	73.1	**4.77**	1.0	SR11	11/10/2014 8:15	28.42	70.4	**4.62**	1.3	SR11	11/10/2014 14:15	28.85	69.4	**4.53**	1.7	SR11	11/10/2014 20:15	28.79	76.3	**4.99**	1.3
SR11	11/10/2014 2:20	28.66	70.1	**4.58**	1.0	SR11	11/10/2014 8:20	28.44	68.9	**4.52**	1.4	SR11	11/10/2014 14:20	28.82	68.0	**4.45**	2.5	SR11	11/10/2014 20:20	28.80	78.8	**5.15**	1.8
SR11	11/10/2014 2:25	28.66	73.3	**4.79**	0.8	SR11	11/10/2014 8:25	28.44	70.0	**4.60**	1.6	SR11	11/10/2014 14:25	28.84	68.2	**4.45**	2.8	SR11	11/10/2014 20:25	28.78	76.2	**4.98**	2.2
SR11	11/10/2014 2:30	28.68	72.9	**4.77**	1.1	SR11	11/10/2014 8:30	28.54	66.7	**4.37**	3.2	SR11	11/10/2014 14:30	28.84	68.5	**4.48**	3.2	SR11	11/10/2014 20:30	28.81	80.1	**5.24**	1.9
SR11	11/10/2014 2:35	28.68	73.0	**4.77**	0.9	SR11	11/10/2014 8:35	28.47	68.1	**4.47**	3.2	SR11	11/10/2014 14:35	28.85	69.0	**4.51**	2.7	SR11	11/10/2014 20:35	28.79	78.5	**5.13**	1.5
SR11	11/10/2014 2:40	28.67	72.1	**4.71**	1.2	SR11	11/10/2014 8:40	28.47	69.1	**4.54**	1.6	SR11	11/10/2014 14:40	28.79	69.0	**4.52**	2.6	SR11	11/10/2014 20:40	28.78	76.7	**5.01**	2.0
SR11	11/10/2014 2:45	28.67	70.7	**4.62**	1.2	SR11	11/10/2014 8:45	28.47	69.2	**4.54**	1.2	SR11	11/10/2014 14:45	28.85	70.1	**4.58**	1.1	SR11	11/10/2014 20:45	28.78	75.5	**4.93**	2.4
SR11	11/10/2014 2:50	28.65	67.3	**4.40**	1.1	SR11	11/10/2014 8:50	28.49	69.2	**4.55**	1.1	SR11	11/10/2014 14:50	28.84	68.8	**4.50**	1.4	SR11	11/10/2014 20:50	28.79	77.5	**5.07**	1.8
SR11	11/10/2014 2:55	28.67	68.7	**4.49**	1.9	SR11	11/10/2014 8:55	28.44	71.0	**4.67**	1.5	SR11	11/10/2014 14:55	28.83	70.5	**4.61**	3.6	SR11	11/10/2014 20:55	28.79	80.5	**5.26**	1.8
SR11	11/10/2014 3:00	28.66	68.2	**4.46**	1.5	SR11	11/10/2014 9:00	28.48	67.9	**4.45**	1.1	SR11	11/10/2014 15:00	28.87	70.2	**4.59**	2.8	SR11	11/10/2014 21:00	28.78	79.2	**5.18**	2.4
SR11	11/10/2014 3:05	28.66	66.0	**4.31**	2.0	SR11	11/10/2014 9:05	28.48	67.6	**4.44**	1.0	SR11	11/10/2014 15:05	28.83	69.7	**4.56**	3.5	SR11	11/10/2014 21:05	28.79	78.9	**5.15**	1.9
SR11	11/10/2014 3:10	28.62	69.1	**4.52**	1.2	SR11	11/10/2014 9:10	28.48	69.0	**4.52**	1.1	SR11	11/10/2014 15:10	28.95	71.8	**4.69**	**6.1**	SR11	11/10/2014 21:10	28.77	79.3	**5.19**	1.9
SR11	11/10/2014 3:15	28.61	67.7	**4.43**	1.4	SR11	11/10/2014 9:15	28.47	71.7	**4.70**	1.2	SR11	11/10/2014 15:15	28.88	72.9	**4.76**	2.5	SR11	11/10/2014 21:15	28.82	82.1	**5.37**	2.1
SR11	11/10/2014 3:20	28.56	69.7	**4.56**	0.8	SR11	11/10/2014 9:20	28.48	71.0	**4.66**	1.4	SR11	11/10/2014 15:20	28.88	73.1	**4.77**	**5.2**	SR11	11/10/2014 21:20	28.80	83.0	**5.43**	1.8
SR11	11/10/2014 3:25	28.57	69.9	**4.58**	1.1	SR11	11/10/2014 9:25	28.61	70.4	**4.61**	1.9	SR11	11/10/2014 15:25	28.94	73.9	**4.82**	0.6	SR11	11/10/2014 21:25	28.81	82.0	**5.36**	2.0
SR11	11/10/2014 3:30	28.57	67.8	**4.44**	1.2	SR11	11/10/2014 9:30	28.58	74.0	**4.85**	1.4	SR11	11/10/2014 15:30	28.88	74.4	**4.86**	1.2	SR11	11/10/2014 21:30	28.79	82.2	**5.37**	1.8
SR11	11/10/2014 3:35	28.52	70.3	**4.61**	0.6	SR11	11/10/2014 9:35	28.60	78.7	**5.16**	1.8	SR11	11/10/2014 15:35	28.87	74.1	**4.85**	1.4	SR11	11/10/2014 21:35	28.79	79.3	**5.18**	2.4
SR11	11/10/2014 3:40	28.55	66.8	**4.38**	1.9	SR11	11/10/2014 9:40	28.56	78.8	**5.17**	1.5	SR11	11/10/2014 15:40	28.98	75.4	**4.92**	0.6	SR11	11/10/2014 21:40	28.78	81.7	**5.34**	1.8
SR11	11/10/2014 3:45	28.52	69.3	**4.55**	0.8	SR11	11/10/2014 9:45	28.60	79.8	**5.23**	1.8	SR11	11/10/2014 15:45	28.94	77.0	**5.03**	0.6	SR11	11/10/2014 21:45	28.81	82.3	**5.38**	2.0
SR11	11/10/2014 3:50	28.52	68.2	**4.47**	0.8	SR11	11/10/2014 9:50	28.65	81.0	**5.30**	1.9	SR11	11/10/2014 15:50	28.98	76.7	**5.00**	0.8	SR11	11/10/2014 21:50	28.82	79.7	**5.21**	1.9
SR11	11/10/2014 3:55	28.53	67.6	**4.43**	1.1	SR11	11/10/2014 9:55	28.79	80.8	**5.28**	1.6	SR11	11/10/2014 15:55	28.95	76.4	**4.99**	0.9	SR11	11/10/2014 21:55	28.81	83.0	**5.43**	2.1
SR11	11/10/2014 4:00	28.52	67.5	**4.43**	1.0	SR11	11/10/2014 10:00	28.72	82.1	**5.37**	1.9	SR11	11/10/2014 16:00	28.96	76.1	**4.97**	0.8	SR11	11/10/2014 22:00	28.81	80.9	**5.28**	2.9
SR11	11/10/2014 4:05	28.50	68.4	**4.49**	0.8	SR11	11/10/2014 10:05	28.66	82.1	**5.38**	1.8	SR11	11/10/2014 16:05	28.94	74.1	**4.84**	1.3	SR11	11/10/2014 22:05	28.77	82.5	**5.40**	1.7
SR11	11/10/2014 4:10	28.49	68.9	**4.52**	0.8	SR11	11/10/2014 10:10	28.65	82.3	**5.40**	1.9	SR11	11/10/2014 16:10	28.97	76.0	**4.96**	0.5	SR11	11/10/2014 22:10	28.77	81.6	**5.34**	1.7
SR11	11/10/2014 4:15	28.48	68.5	**4.49**	1.8	SR11	11/10/2014 10:15	28.63	82.3	**5.40**	1.9	SR11	11/10/2014 16:15	28.92	73.6	**4.80**	1.3	SR11	11/10/2014 22:15	28.77	80.9	**5.29**	1.8
SR11	11/10/2014 4:20	28.47	67.9	**4.46**	1.6	SR11	11/10/2014 10:20	28.67	82.3	**5.39**	2.0	SR11	11/10/2014 16:20	28.93	73.5	**4.80**	0.9	SR11	11/10/2014 22:20	28.78	82.1	**5.37**	1.8
SR11	11/10/2014 4:25	28.48	67.9	**4.45**	1.1	SR11	11/10/2014 10:25	28.62	82.4	**5.40**	2.0	SR11	11/10/2014 16:25	28.94	73.9	**4.83**	0.8	SR11	11/10/2014 22:25	28.80	80.3	**5.25**	1.9
SR11	11/10/2014 4:30	28.44	70.1	**4.61**	0.9	SR11	11/10/2014 10:30	28.78	82.7	**5.41**	2.4	SR11	11/10/2014 16:30	28.92	73.3	**4.79**	2.6	SR11	11/10/2014 22:30	28.81	81.2	**5.31**	2.3
SR11	11/10/2014 4:35	28.48	65.0	**4.26**	1.4	SR11	11/10/2014 10:35	28.72	82.5	**5.40**	1.8	SR11	11/10/2014 16:35	28.91	74.1	**4.84**	2.9	SR11	11/10/2014 22:35	28.80	80.8	**5.28**	2.1
SR11	11/10/2014 4:40	28.43	69.2	**4.54**	0.9	SR11	11/10/2014 10:40	28.68	83.0	**5.44**	2.1	SR11	11/10/2014 16:40	28.94	74.7	**4.88**	2.7	SR11	11/10/2014 22:40	28.79	81.3	**5.31**	2.1
SR11	11/10/2014 4:45	28.49	63.7	**4.17**	0.9	SR11	11/10/2014 10:45	28.75	82.5	**5.40**	2.2	SR11	11/10/2014 16:45	28.92	74.1	**4.84**	2.4	SR11	11/10/2014 22:45	28.80	80.7	**5.28**	2.3
SR11	11/10/2014 4:50	28.46	64.2	**4.21**	0.9	SR11	11/10/2014 10:50	28.73	82.9	**5.42**	1.8	SR11	11/10/2014 16:50	28.88	73.9	**4.82**	3.4	SR11	11/10/2014 22:50	28.80	81.1	**5.30**	2.2
SR11	11/10/2014 4:55	28.46	65.5	**4.30**	0.7	SR11	11/10/2014 10:55	28.68	83.1	**5.44**	2.0	SR11	11/10/2014 16:55	28.86	73.7	**4.82**	**6.2**	SR11	11/10/2014 22:55	28.81	81.1	**5.30**	2.5
SR11	11/10/2014 5:00	28.51	61.7	**4.04**	1.4	SR11	11/10/2014 11:00	28.70	83.1	**5.44**	1.9	SR11	11/10/2014 17:00	28.92	73.4	**4.79**	1.6	SR11	11/10/2014 23:00	28.80	81.6	**5.33**	2.1
SR11	11/10/2014 5:05	28.51	59.8	**3.92**	1.5	SR11	11/10/2014 11:05	28.75	83.1	**5.44**	1.9	SR11	11/10/2014 17:05	28.92	73.3	**4.78**	2.4	SR11	11/10/2014 23:05	28.79	81.5	**5.32**	2.3
SR11	11/10/2014 5:10	28.52	60.6	**3.97**	1.3	SR11	11/10/2014 11:10	28.74	83.1	**5.44**	1.9	SR11	11/10/2014 17:10	28.94	73.7	**4.81**	**12.9**	SR11	11/10/2014 23:10	28.78	81.9	**5.36**	1.9
SR11	11/10/2014 5:15	28.50	57.8	**3.79**	1.5	SR11	11/10/2014 11:15	28.78	83.2	**5.44**	2.1	SR11	11/10/2014 17:15	28.86	72.1	**4.71**	2.4	SR11	11/10/2014 23:15	28.77	81.4	**5.32**	1.8
SR11	11/10/2014 5:20	28.49	58.4	**3.82**	0.9	SR11	11/10/2014 11:20	28.76	83.1	**5.44**	1.8	SR11	11/10/2014 17:20	28.86	77.1	**5.04**	2.2	SR11	11/10/2014 23:20	28.77	81.5	**5.33**	2.4
SR11	11/10/2014 5:25	28.53	58.4	**3.82**	1.1	SR11						SR11	11/10/2014 17:25	28.85	72.5	**4.74**	2.4	SR11	11/10/2014 23:25	28.76	82.3	**5.38**	1.8
SR11	11/10/2014 5:30	28.49	59.5	**3.90**	0.9	SR11						SR11	11/10/2014 17:30	28.90	74.4	**4.86**	1.3	SR11	11/10/2014 23:30	28.76	83.0	**5.43**	1.9
SR11	11/10/2014 5:35	28.47	62.4	**4.09**	1.4	SR11						SR11	11/10/2014 17:35	28.88	69.1	**4.52**	1.6	SR11	11/10/2014 23:35	28.74	82.8	**5.42**	1.9
SR11	11/10/2014 5:40	28.47	62.9	**4.13**	1.3	SR11						SR11	11/10/2014 17:40	28.90	68.8	**4.49**	1.5	SR11	11/10/2014 23:40	28.74	82.1	**5.37**	1.9
SR11	11/10/2014 5:45	28.46	63.3	**4.16**	0.8	SR11						SR11	11/10/2014 17:45	28.90	71.1	**4.65**	1.5	SR11	11/10/2014 23:45	28.74	82.4	**5.39**	1.6
SR11	11/10/2014 5:50	28.47	63.6	**4.18**	1.1	SR11						SR11	11/10/2014 17:50	28.83	72.4	**4.73**	2.8	SR11	11/10/2014 23:50	28.74	83.0	**5.43**	2.0
SR11	11/10/2014 5:55	28.45	63.4	**4.16**	0.9	SR11	11/10/2014 11:55	28.81	83.6	**5.47**	1.6	SR11	11/10/2014 17:55	28.88	71.0	**4.64**	1.4	SR11	11/10/2014 23:55	28.78	81.4	**5.32**	2.3

Station	Timestamp	Temp (°C)	DO (%)	DO (mg/L)	Tur (NTU)	Station	Timestamp	Temp (°C)	DO (%)	DO (mg/L)	Tur (NTU)	Station	Timestamp	Temp (°C)	DO (%)	DO (mg/L)	Tur (NTU)	Station	Timestamp	Temp (°C)	DO (%)	DO (mg/L)	Tur (NTU)
SR12	11/10/2014 0:01	28.60	68.4	4.45	4.4	SR12	11/10/2014 6:01	28.50	71.9	4.69	7.9	SR12	11/10/2014 12:01	28.60	65.9	4.28	5.5	SR12	11/10/2014 18:01	28.67	71.4	4.64	6.6
SR12	11/10/2014 0:06	28.61	68.1	4.43	4.5	SR12	11/10/2014 6:06	28.50	71.5	4.66	8.2	SR12	11/10/2014 12:06	28.63	65.6	4.26	4.8	SR12	11/10/2014 18:06	28.68	70.5	4.58	**10.7**
SR12	11/10/2014 0:11	28.61	67.5	4.39	4.7	SR12	11/10/2014 6:11	28.51	71.4	4.65	8.7	SR12	11/10/2014 12:11	28.64	66.5	4.31	4.9	SR12	11/10/2014 18:11	28.67	69.6	4.53	6.5
SR12	11/10/2014 0:16	28.61	67.3	4.38	5.0	SR12	11/10/2014 6:16	28.51	70.9	4.62	9.1	SR12	11/10/2014 12:16	28.71	67.4	4.37	4.7	SR12	11/10/2014 18:16	28.67	70.4	4.57	6.1
SR12	11/10/2014 0:21	28.61	67.1	4.36	5.1	SR12	11/10/2014 6:21	28.51	71.3	4.64	9.5	SR12	11/10/2014 12:21	28.85	68.3	4.42	4.8	SR12	11/10/2014 18:21	28.66	70.3	4.57	8.0
SR12	11/10/2014 0:26	28.61	66.6	4.33	6.0	SR12	11/10/2014 6:26	28.50	71.5	4.66	7.3	SR12	11/10/2014 12:26	28.67	65.4	4.24	5.4	SR12	11/10/2014 18:26	28.66	69.8	4.54	7.1
SR12	11/10/2014 0:31	28.62	66.3	4.31	5.8	SR12	11/10/2014 6:31	28.49	71.5	4.66	8.0	SR12	11/10/2014 12:31	28.85	67.5	4.37	4.9	SR12	11/10/2014 18:31	28.66	70.6	4.59	6.3
SR12	11/10/2014 0:36	28.61	66.2	4.30	4.8	SR12	11/10/2014 6:36	28.52	71.1	4.63	7.5	SR12	11/10/2014 12:36	28.77	67.6	4.38	5.7	SR12	11/10/2014 18:36	28.65	70.1	4.56	5.9
SR12	11/10/2014 0:41	28.62	66.1	4.30	4.8	SR12	11/10/2014 6:41	28.52	71.0	4.62	8.1	SR12	11/10/2014 12:41	28.75	68.2	4.42	5.6	SR12	11/10/2014 18:41	28.66	69.1	4.48	6.3
SR12	11/10/2014 0:46	28.63	66.6	4.32	5.4	SR12	11/10/2014 6:46	28.52	71.1	4.63	9.4	SR12	11/10/2014 12:46	28.98	70.6	4.56	4.1	SR12	11/10/2014 18:46	28.66	68.3	4.43	5.3
SR12	11/10/2014 0:51	28.63	67.0	4.35	5.7	SR12	11/10/2014 6:51	28.52	71.3	4.65	**10.3**	SR12	11/10/2014 12:51	28.86	70.0	4.53	4.7	SR12	11/10/2014 18:51	28.66	68.3	4.43	5.6
SR12	11/10/2014 0:56	28.63	67.1	4.36	5.5	SR12	11/10/2014 6:56	28.52	70.5	4.59	**11.0**	SR12	11/10/2014 12:56	28.85	68.9	4.46	4.5	SR12	11/10/2014 18:56	28.67	67.7	4.40	5.4
SR12	11/10/2014 1:01	28.63	67.0	4.35	5.5	SR12	11/10/2014 7:01	28.52	71.3	4.64	**10.9**	SR12	11/10/2014 13:01	28.99	70.4	4.54	3.8	SR12	11/10/2014 19:01	28.67	67.5	4.38	5.2
SR12	11/10/2014 1:06	28.63	66.8	4.34	5.3	SR12	11/10/2014 7:06	28.52	71.0	4.62	9.3	SR12	11/10/2014 13:06	28.77	68.8	4.45	6.3	SR12	11/10/2014 19:06	28.66	68.2	4.43	5.6
SR12	11/10/2014 1:11	28.62	67.0	4.35	5.2	SR12	11/10/2014 7:11	28.52	71.1	4.63	8.6	SR12	11/10/2014 13:11	28.67	67.4	4.37	7.5	SR12	11/10/2014 19:11	28.66	68.2	4.43	6.1
SR12	11/10/2014 1:16	28.62	67.5	4.38	5.1	SR12	11/10/2014 7:16	28.53	70.2	4.57	**12.2**	SR12	11/10/2014 13:16	28.78	69.1	4.47	5.3	SR12	11/10/2014 19:16	28.66	67.6	4.39	4.9
SR12	11/10/2014 1:21	28.61	68.2	4.43	5.0	SR12	11/10/2014 7:21	28.53	69.7	4.54	**14.3**	SR12	11/10/2014 13:21	28.97	72.0	4.65	4.2	SR12	11/10/2014 19:21	28.66	68.2	4.43	5.3
SR12	11/10/2014 1:26	28.62	67.2	4.37	5.0	SR12	11/10/2014 7:26	28.53	69.0	4.49	**17.5**	SR12	11/10/2014 13:26	28.92	71.4	4.61	4.2	SR12	11/10/2014 19:26	28.66	68.6	4.45	5.3
SR12	11/10/2014 1:31	28.62	67.0	4.36	5.4	SR12	11/10/2014 7:31	28.53	69.8	4.54	**11.6**	SR12	11/10/2014 13:31	28.90	71.5	4.62	4.5	SR12	11/10/2014 19:31	28.66	68.4	4.44	5.5
SR12	11/10/2014 1:36	28.62	66.5	4.32	5.0	SR12	11/10/2014 7:36	28.53	69.1	4.50	**10.6**	SR12	11/10/2014 13:36	28.87	70.6	4.57	5.6	SR12	11/10/2014 19:36	28.65	69.2	4.49	6.3
SR12	11/10/2014 1:41	28.62	66.5	4.32	4.8	SR12	11/10/2014 7:41	28.53	69.0	4.49	9.2	SR12	11/10/2014 13:41	28.85	70.3	4.55	5.9	SR12	11/10/2014 19:41	28.65	69.3	4.50	6.1
SR12	11/10/2014 1:46	28.62	66.9	4.34	5.3	SR12	11/10/2014 7:46	28.53	68.8	4.48	8.7	SR12	11/10/2014 13:46	28.85	69.9	4.52	6.7	SR12	11/10/2014 19:46	28.65	68.4	4.44	5.9
SR12	11/10/2014 1:51	28.62	67.0	4.36	6.1	SR12	11/10/2014 7:51	28.54	68.8	4.47	9.7	SR12	11/10/2014 13:51	28.82	69.7	4.51	7.2	SR12	11/10/2014 19:51	28.65	68.4	4.44	5.8
SR12	11/10/2014 1:56	28.61	66.9	4.35	5.8	SR12	11/10/2014 7:56	28.53	68.7	4.47	7.7	SR12	11/10/2014 13:56	28.76	70.1	4.54	7.6	SR12	11/10/2014 19:56	28.64	68.3	4.43	6.0
SR12	11/10/2014 2:01	28.61	66.8	4.34	5.8	SR12	11/10/2014 8:01	28.53	67.7	4.40	8.3	SR12	11/10/2014 14:01	28.70	69.9	4.54	**10.2**	SR12	11/10/2014 20:01	28.64	68.6	4.45	6.3
SR12	11/10/2014 2:06	28.61	67.2	4.37	6.7	SR12	11/10/2014 8:06	28.54	68.3	4.44	8.7	SR12	11/10/2014 14:06	28.71	69.5	4.51	8.4	SR12	11/10/2014 20:06	28.65	67.9	4.41	6.4
SR12	11/10/2014 2:11	28.60	67.6	4.40	6.8	SR12	11/10/2014 8:11	28.54	66.9	4.35	8.8	SR12	11/10/2014 14:11	28.69	70.0	4.54	8.6	SR12	11/10/2014 20:11	28.64	68.4	4.44	6.5
SR12	11/10/2014 2:16	28.60	67.8	4.41	6.8	SR12	11/10/2014 8:16	28.53	67.9	4.42	8.5	SR12	11/10/2014 14:16	28.72	72.3	4.70	5.7	SR12	11/10/2014 20:16	28.64	69.1	4.49	6.4
SR12	11/10/2014 2:21	28.60	68.3	4.44	7.2	SR12	11/10/2014 8:21	28.54	67.6	4.39	8.7	SR12	11/10/2014 14:21	28.72	72.6	4.71	5.5	SR12	11/10/2014 20:21	28.64	68.7	4.46	6.5
SR12	11/10/2014 2:26	28.60	67.7	4.41	6.6	SR12	11/10/2014 8:26	28.54	67.7	4.40	9.0	SR12	11/10/2014 14:26	28.79	73.5	4.77	4.8	SR12	11/10/2014 20:26	28.64	68.6	4.46	6.4
SR12	11/10/2014 2:31	28.60	67.6	4.40	6.8	SR12	11/10/2014 8:31	28.54	67.2	4.37	9.7	SR12	11/10/2014 14:31	28.72	71.7	4.65	6.3	SR12	11/10/2014 20:31	28.65	68.5	4.45	7.3
SR12	11/10/2014 2:36	28.60	67.8	4.41	7.6	SR12	11/10/2014 8:36	28.54	66.4	4.32	9.6	SR12	11/10/2014 14:36	28.70	71.0	4.61	7.4	SR12	11/10/2014 20:36	28.64	67.6	4.39	7.4
SR12	11/10/2014 2:41	28.59	69.1	4.50	7.8	SR12	11/10/2014 8:41	28.54	67.8	4.41	**11.2**	SR12	11/10/2014 14:41	28.74	71.7	4.66	5.8	SR12	11/10/2014 20:41	28.64	67.6	4.39	6.4
SR12	11/10/2014 2:46	28.60	68.4	4.45	8.8	SR12	11/10/2014 8:46	28.53	67.2	4.37	9.5	SR12	11/10/2014 14:46	28.71	70.8	4.60	6.8	SR12	11/10/2014 20:46	28.64	67.9	4.41	6.3
SR12	11/10/2014 2:51	28.60	70.0	4.55	9.1	SR12	11/10/2014 8:51	28.54	66.7	4.34	**11.4**	SR12	11/10/2014 14:51	28.73	71.4	4.64	7.4	SR12	11/10/2014 20:51	28.62	68.1	4.42	6.0
SR12	11/10/2014 2:56	28.60	70.0	4.55	8.6	SR12	11/10/2014 8:56	28.55	67.3	4.38	8.9	SR12	11/10/2014 14:56	28.70	70.5	4.58	7.7	SR12	11/10/2014 20:56	28.64	68.4	4.44	6.7
SR12	11/10/2014 3:01	28.60	69.3	4.51	8.5	SR12	11/10/2014 9:01	28.55	67.4	4.38	**10.5**	SR12	11/10/2014 15:01	28.70	71.3	4.63	7.5	SR12	11/10/2014 21:01	28.63	68.6	4.46	6.3
SR12	11/10/2014 3:06	28.60	68.1	4.43	8.6	SR12	11/10/2014 9:06	28.55	66.9	4.35	**10.8**	SR12	11/10/2014 15:06	28.70	71.0	4.61	9.5	SR12	11/10/2014 21:06	28.63	67.2	4.36	6.1
SR12	11/10/2014 3:11	28.59	69.0	4.49	8.9	SR12	11/10/2014 9:11	28.55	66.9	4.35	**12.9**	SR12	11/10/2014 15:11	28.72	72.0	4.68	7.3	SR12	11/10/2014 21:11	28.64	67.3	4.37	6.6
SR12	11/10/2014 3:16	28.59	70.0	4.55	**13.0**	SR12	11/10/2014 9:16	28.55	67.4	4.38	9.1	SR12	11/10/2014 15:16	28.75	73.1	4.74	7.2	SR12	11/10/2014 21:16	28.64	66.3	4.31	6.2
SR12	11/10/2014 3:21	28.59	70.9	4.61	**13.8**	SR12	11/10/2014 9:21	28.55	67.3	4.38	8.7	SR12	11/10/2014 15:21	28.70	70.9	4.60	9.4	SR12	11/10/2014 21:21	28.64	66.8	4.34	7.6
SR12	11/10/2014 3:26	28.58	70.9	4.61	**13.1**	SR12	11/10/2014 9:26	28.56	67.4	4.38	**13.6**	SR12	11/10/2014 15:26	28.70	71.5	4.64	8.4	SR12	11/10/2014 21:26	28.64	67.2	4.36	6.9
SR12	11/10/2014 3:31	28.59	70.3	4.57	**12.8**	SR12	11/10/2014 9:31	28.55	67.1	4.37	9.6	SR12	11/10/2014 15:31	28.72	72.7	4.72	7.4	SR12	11/10/2014 21:31	28.63	67.5	4.38	6.7
SR12	11/10/2014 3:36	28.59	69.9	4.55	**12.9**	SR12	11/10/2014 9:36	28.56	67.2	4.37	9.2	SR12	11/10/2014 15:36	28.70	71.3	4.63	8.3	SR12	11/10/2014 21:36	28.64	66.3	4.31	6.1
SR12	11/10/2014 3:41	28.58	71.4	4.64	**14.4**	SR12	11/10/2014 9:41	28.56	66.0	4.29	**10.8**	SR12	11/10/2014 15:41	28.72	72.2	4.69	7.4	SR12	11/10/2014 21:41	28.63	66.5	4.32	6.0
SR12	11/10/2014 3:46	28.58	70.2	4.56	**14.8**	SR12	11/10/2014 9:46	28.56	66.0	4.29	**12.3**	SR12	11/10/2014 15:46	28.70	72.1	4.68	7.6	SR12	11/10/2014 21:46	28.64	66.2	4.30	6.7
SR12	11/10/2014 3:51	28.59	70.7	4.60	**20.1**	SR12	11/10/2014 9:51	28.57	66.7	4.34	9.4	SR12	11/10/2014 15:51	28.71	72.5	4.71	7.1	SR12	11/10/2014 21:51	28.63	66.0	4.28	5.9
SR12	11/10/2014 3:56	28.57	72.7	4.72	**11.2**	SR12	11/10/2014 9:56	28.57	67.2	4.37	**10.0**	SR12	11/10/2014 15:56	28.71	72.7	4.72	6.3	SR12	11/10/2014 21:56	28.63	66.0	4.29	5.2
SR12	11/10/2014 4:01	28.57	72.5	4.71	**11.4**	SR12	11/10/2014 10:01	28.57	65.1	4.23	9.1	SR12	11/10/2014 16:01	28.69	72.1	4.68	7.4	SR12	11/10/2014 22:01	28.64	66.5	4.32	6.0
SR12	11/10/2014 4:06	28.56	72.5	4.71	**10.6**	SR12	11/10/2014 10:06	28.57	64.8	4.21	9.7	SR12	11/10/2014 16:06	28.69	73.0	4.75	6.5	SR12	11/10/2014 22:06	28.64	64.8	4.21	5.9
SR12	11/10/2014 4:11	28.57	72.4	4.70	**11.6**	SR12	11/10/2014 10:11	28.58	67.2	4.37	8.7	SR12	11/10/2014 16:11	28.68	71.8	4.67	7.8	SR12	11/10/2014 22:11	28.64	64.3	4.17	7.7
SR12	11/10/2014 4:16	28.57	72.7	4.73	**12.1**	SR12	11/10/2014 10:16	28.57	67.0	4.35	7.7	SR12	11/10/2014 16:16	28.67	72.1	4.69	6.8	SR12	11/10/2014 22:16	28.64	65.1	4.23	6.2
SR12	11/10/2014 4:21	28.56	72.6	4.71	**11.0**	SR12	11/10/2014 10:21	28.58	67.9	4.41	7.6	SR12	11/10/2014 16:21	28.66	71.4	4.64	7.6	SR12	11/10/2014 22:21	28.63	66.5	4.32	5.4
SR12	11/10/2014 4:26	28.55	72.6	4.72	**11.0**	SR12	11/10/2014 10:26	28.58	66.7	4.33	7.3	SR12	11/10/2014 16:26	28.67	72.0	4.68	6.9	SR12	11/10/2014 22:26	28.62	68.3	4.43	5.7
SR12	11/10/2014 4:31	28.55	73.1	4.75	**10.9**	SR12	11/10/2014 10:31	28.58	67.1	4.36	6.8	SR12	11/10/2014 16:31	28.67	72.3	4.70	7.3	SR12	11/10/2014 22:31	28.61	67.4	4.38	5.3
SR12	11/10/2014 4:36	28.55	72.7	4.73	**12.5**	SR12	11/10/2014 10:36	28.59	67.8	4.40	6.9	SR12	11/10/2014 16:36	28.66	71.2	4.63	8.1	SR12	11/10/2014 22:36	28.63	65.5	4.26	5.1
SR12	11/10/2014 4:41	28.54	72.9	4.74	**11.2**	SR12	11/10/2014 10:41	28.58	66.5	4.32	7.7	SR12	11/10/2014 16:41	28.65	71.6	4.66	7.3	SR12	11/10/2014 22:41	28.63	64.7	4.20	4.7
SR12	11/10/2014 4:46	28.55	73.3	4.77	**12.2**	SR12	11/10/2014 10:46	28.59	68.3	4.44	7.3	SR12	11/10/2014 16:46	28.64	72.2	4.70	7.6	SR12	11/10/2014 22:46	28.62	65.7	4.26	5.0
SR12	11/10/2014 4:51	28.54	73.1	4.75	**11.7**	SR12	11/10/2014 10:51	28.59	68.2	4.43	6.9	SR12	11/10/2014 16:51	28.65	72.9	4.74	6.4	SR12	11/10/2014 22:51	28.63	65.0	4.22	5.1
SR12	11/10/2014 4:56	28.54	72.4	4.71	**12.5**	SR12	11/10/2014 10:56	28.59	67.9	4.41	7.0	SR12	11/10/2014 16:56	28.66	72.5	4.72	7.1	SR12	11/10/2014 22:56	28.64	63.8	4.14	5.0
SR12	11/10/2014 5:01	28.54	73.4	4.77	**11.7**	SR12	11/10/2014 11:01	28.59	67.9	4.41	6.4	SR12	11/10/2014 17:01	28.68	72.9	4.74	7.1	SR12	11/10/2014 23:01	28.64	63.7	4.13	6.0
SR12	11/10/2014 5:06	28.54	72.4	4.71	**14.5**	SR12	11/10/2014 11:06	28.61	68.1	4.42	6.5	SR12	11/10/2014 17:06	28.69	73.0	4.75	5.7	SR12	11/10/2014 23:06	28.64	63.2	4.10	5.8
SR12	11/10/2014 5:11	28.53	72.9	4.74	**11.9**	SR12	11/10/2014 11:11	28.60	66.3	4.31	6.2	SR12	11/10/2014 17:11	28.66	71.8	4.67	6.9	SR12	11/10/2014 23:11	28.61	65.4	4.25	4.6
SR12	11/10/2014 5:16	28.53	72.7	4.73	**11.4**	SR12	11/10/2014 11:16	28.59	66.6	4.33	7.1	SR12	11/10/2014 17:16	28.65	71.8	4.67	6.5	SR12	11/10/2014 23:16	28.62	65.1	4.23	4.9
SR12	11/10/2014 5:21	28.53	72.4	4.71	**11.2**	SR12	11/10/2014 11:21	28.59	66.0	4.29	7.3	SR12	11/10/2014 17:21	28.64	71.1	4.62	8.2	SR12	11/10/2014 23:21	28.64	64.7	4.20	5.9
SR12	11/10/2014 5:26	28.54	72.6	4.72	**11.5**	SR12	11/10/2014 11:26	28.59	66.7	4.33	6.8	SR12	11/10/2014 17:26	28.67	73.2	4.76	6.2	SR12	11/10/2014 23:26	28.64	65.7	4.26	6.3
SR12	11/10/2014 5:31	28.51	72.2	4.70	9.0	SR12	11/10/2014 11:31	28.60	65.2	4.23	6.1	SR12	11/10/2014 17:31	28.67	72.8	4.73	6.0	SR12	11/10/2014 23:31	28.64	64.2	4.16	5.9
SR12	11/10/2014 5:36	28.52	72.2	4.70	**10.5**	SR12	11/10/2014 11:36	28.70	68.4	4.44	5.1	SR12	11/10/2014 17:36	28.68	72.1	4.69	6.1	SR12	11/10/2014 23:36	28.64	63.9	4.15	5.0
SR12	11/10/2014 5:41	28.52	72.1	4.70	9.5	SR12	11/10/2014 11:41	28.64	67.9	4.41	5.3	SR12	11/10/2014 17:41	28.68	71.7	4.66	5.8	SR12	11/10/2014 23:41	28.64	62.9	4.08	5.1
SR12	11/10/2014 5:46	28.50	71.9	4.68	8.3	SR12	11/10/2014 11:46	28.62	67.6	4.39	5.1	SR12	11/10/2014 17:46	28.67	71.1	4.62	7.4	SR12	11/10/2014 23:46	28.62	65.7	4.26	5.7
SR12	11/10/2014 5:51	28.52	72.3	4.71	**10.4**	SR12	11/10/2014 11:51	28.61	67.2	4.36	5.3	SR12	11/10/2014 17:51	28.68	71.7	4.66	6.9	SR12	11/10/2014 23:51	28.61	66.2	4.30	4.9
SR12	11/10/2014 5:56	28.51	72.3	4.71	8.8	SR12	11/10/2014 11:56	28.60	66.5	4.32	5.9	SR12	11/10/2014 17:56	28.67	71.9	4.68	6.6	SR12	11/10/2014 23:56	28.61	66.3	4.30	5.3

Station	Timestamp	Temp (°C)	DO (%)	DO (mg/L)	Tur (NTU)	Station	Timestamp	Temp (°C)	DO (%)	DO (mg/L)	Tur (NTU)	Station	Timestamp	Temp (°C)	DO (%)	DO (mg/L)	Tur (NTU)	Station	Timestamp	Temp (°C)	DO (%)	DO (mg/L)	Tur (NTU)
SR13	11/10/2014 0:00	28.58	66.4	**4.34**	3.9	SR13	11/10/2014 6:00	28.46	67.4	**4.42**	3.3	SR13	11/10/2014 12:00	28.55	67.7	**4.43**	2.6	SR13	11/10/2014 18:00	28.63	69.6	**4.55**	1.8
SR13	11/10/2014 0:05	28.52	66.9	**4.38**	1.5	SR13	11/10/2014 6:05	28.46	68.2	**4.48**	2.7	SR13	11/10/2014 12:05	28.57	67.7	**4.42**	1.9	SR13	11/10/2014 18:05	28.63	69.5	**4.54**	1.6
SR13	11/10/2014 0:10	28.57	66.1	**4.32**	2.6	SR13	11/10/2014 6:10	28.46	68.6	**4.50**	2.6	SR13	11/10/2014 12:10	28.58	68.0	**4.44**	2.2	SR13	11/10/2014 18:10	28.63	69.3	**4.54**	1.0
SR13	11/10/2014 0:15	28.54	66.9	**4.38**	1.8	SR13	11/10/2014 6:15	28.46	68.5	**4.49**	2.4	SR13	11/10/2014 12:15	28.57	67.8	**4.43**	2.3	SR13	11/10/2014 18:15	28.62	69.4	**4.54**	1.0
SR13	11/10/2014 0:20	28.58	67.9	**4.44**	6.7	SR13	11/10/2014 6:20	28.46	68.6	**4.50**	2.1	SR13	11/10/2014 12:20	28.57	68.0	**4.44**	2.1	SR13	11/10/2014 18:20	28.62	69.6	**4.55**	1.3
SR13	11/10/2014 0:25	28.57	67.0	**4.38**	6.7	SR13	11/10/2014 6:25	28.46	68.4	**4.49**	2.4	SR13	11/10/2014 12:25	28.58	68.2	**4.45**	2.1	SR13	11/10/2014 18:25	28.61	70.8	**4.63**	1.4
SR13	11/10/2014 0:30	28.57	66.5	**4.35**	4.9	SR13	11/10/2014 6:30	28.46	69.5	**4.56**	3.5	SR13	11/10/2014 12:30	28.58	68.4	**4.47**	2.2	SR13	11/10/2014 18:30	28.63	71.9	**4.71**	2.4
SR13	11/10/2014 0:35	28.57	67.5	**4.41**	5.2	SR13	11/10/2014 6:35	28.46	68.9	**4.52**	5.6	SR13	11/10/2014 12:35	28.51	67.7	**4.43**	1.8	SR13	11/10/2014 18:35	28.63	71.2	**4.65**	3.5
SR13	11/10/2014 0:40	28.57	67.1	**4.39**	5.8	SR13	11/10/2014 6:40	28.47	68.5	**4.49**	5.4	SR13	11/10/2014 12:40	28.60	68.9	**4.50**	2.1	SR13	11/10/2014 18:40	28.63	70.9	**4.64**	2.4
SR13	11/10/2014 0:45	28.57	67.4	**4.40**	6.5	SR13	11/10/2014 6:45	28.45	68.6	**4.50**	4.6	SR13	11/10/2014 12:45	28.57	67.9	**4.44**	2.5	SR13	11/10/2014 18:45	28.63	70.5	**4.61**	3.0
SR13	11/10/2014 0:50	28.56	66.3	**4.33**	3.9	SR13	11/10/2014 6:50	28.46	68.3	**4.48**	3.3	SR13	11/10/2014 12:50	28.55	67.6	**4.42**	2.8	SR13	11/10/2014 18:50	28.63	70.6	**4.62**	2.6
SR13	11/10/2014 0:55	28.57	66.4	**4.34**	3.6	SR13	11/10/2014 6:55	28.46	68.1	**4.46**	3.0	SR13	11/10/2014 12:55	28.61	68.2	**4.45**	2.2	SR13	11/10/2014 18:55	28.62	71.0	**4.65**	2.5
SR13	11/10/2014 1:00	28.57	67.1	**4.38**	3.9	SR13	11/10/2014 7:00	28.46	68.4	**4.49**	3.1	SR13	11/10/2014 13:00	28.59	67.3	**4.40**	5.6	SR13	11/10/2014 19:00	28.62	71.4	**4.68**	2.3
SR13	11/10/2014 1:05	28.57	66.7	**4.36**	3.5	SR13	11/10/2014 7:05	28.46	67.8	**4.45**	3.3	SR13	11/10/2014 13:05	28.58	67.0	**4.38**	5.1	SR13	11/10/2014 19:05	28.61	71.5	**4.68**	1.6
SR13	11/10/2014 1:10	28.56	66.6	**4.35**	3.5	SR13	11/10/2014 7:10	28.46	67.9	**4.45**	3.5	SR13	11/10/2014 13:10	28.66	68.2	**4.45**	2.4	SR13	11/10/2014 19:10	28.62	71.4	**4.67**	1.9
SR13	11/10/2014 1:15	28.57	66.7	**4.36**	5.2	SR13	11/10/2014 7:15	28.46	67.6	**4.43**	3.4	SR13	11/10/2014 13:15	28.64	67.8	**4.43**	2.5	SR13	11/10/2014 19:15	28.62	71.4	**4.68**	3.6
SR13	11/10/2014 1:20	28.57	66.8	**4.37**	4.5	SR13	11/10/2014 7:20	28.46	67.7	**4.44**	3.1	SR13	11/10/2014 13:20	28.64	67.7	**4.42**	2.8	SR13	11/10/2014 19:20	28.63	71.2	**4.66**	2.0
SR13	11/10/2014 1:25	28.57	66.5	**4.35**	4.0	SR13	11/10/2014 7:25	28.46	67.7	**4.44**	3.6	SR13	11/10/2014 13:25	28.64	67.8	**4.42**	2.5	SR13	11/10/2014 19:25	28.62	70.9	**4.64**	1.9
SR13	11/10/2014 1:30	28.57	66.7	**4.36**	4.4	SR13	11/10/2014 7:30	28.46	67.6	**4.43**	3.6	SR13	11/10/2014 13:30	28.60	66.9	**4.37**	2.8	SR13	11/10/2014 19:30	28.62	71.1	**4.66**	2.4
SR13	11/10/2014 1:35	28.57	66.9	**4.37**	4.7	SR13	11/10/2014 7:35	28.46	67.8	**4.45**	3.9	SR13	11/10/2014 13:35	28.60	66.6	**4.35**	2.4	SR13	11/10/2014 19:35	28.62	71.5	**4.68**	2.0
SR13	11/10/2014 1:40	28.57	66.4	**4.34**	3.6	SR13	11/10/2014 7:40	28.46	67.7	**4.44**	4.2	SR13	11/10/2014 13:40	28.62	66.7	**4.35**	3.0	SR13	11/10/2014 19:40	28.62	71.0	**4.65**	2.4
SR13	11/10/2014 1:45	28.57	66.0	**4.31**	4.3	SR13	11/10/2014 7:45	28.46	67.7	**4.44**	4.4	SR13	11/10/2014 13:45	28.68	68.7	**4.48**	1.1	SR13	11/10/2014 19:45	28.62	70.9	**4.64**	1.7
SR13	11/10/2014 1:50	28.57	66.6	**4.35**	4.1	SR13	11/10/2014 7:50	28.47	67.7	**4.44**	4.2	SR13	11/10/2014 13:50	28.68	68.5	**4.47**	1.1	SR13	11/10/2014 19:50	28.62	70.6	**4.62**	2.7
SR13	11/10/2014 1:55	28.57	66.3	**4.33**	3.1	SR13	11/10/2014 7:55	28.47	67.6	**4.43**	3.7	SR13	11/10/2014 13:55	28.65	67.3	**4.39**	1.5	SR13	11/10/2014 19:55	28.62	70.8	**4.64**	2.3
SR13	11/10/2014 2:00	28.56	69.6	**4.55**	5.5	SR13	11/10/2014 8:00	28.47	67.8	**4.45**	3.6	SR13	11/10/2014 14:00	28.65	67.7	**4.42**	1.4	SR13	11/10/2014 20:00	28.62	69.8	**4.57**	2.2
SR13	11/10/2014 2:05	28.56	68.2	**4.46**	5.2	SR13	11/10/2014 8:05	28.47	68.0	**4.46**	3.9	SR13	11/10/2014 14:05	28.66	68.0	**4.44**	1.7	SR13	11/10/2014 20:05	28.62	69.6	**4.56**	2.2
SR13	11/10/2014 2:10	28.56	68.3	**4.47**	5.1	SR13	11/10/2014 8:10	28.47	67.8	**4.45**	4.1	SR13	11/10/2014 14:10	28.65	68.1	**4.45**	1.6	SR13	11/10/2014 20:10	28.62	70.3	**4.60**	3.7
SR13	11/10/2014 2:15	28.57	67.6	**4.42**	4.4	SR13	11/10/2014 8:15	28.48	68.5	**4.49**	6.9	SR13	11/10/2014 14:15	28.65	68.2	**4.45**	1.5	SR13	11/10/2014 20:15	28.62	69.9	**4.58**	1.9
SR13	11/10/2014 2:20	28.57	67.6	**4.42**	4.7	SR13	11/10/2014 8:20	28.48	68.0	**4.46**	3.6	SR13	11/10/2014 14:20	28.65	67.9	**4.43**	1.4	SR13	11/10/2014 20:20	28.62	69.8	**4.57**	1.5
SR13	11/10/2014 2:25	28.56	67.3	**4.40**	5.5	SR13	11/10/2014 8:25	28.48	67.3	**4.41**	2.8	SR13	11/10/2014 14:25	28.65	67.6	**4.41**	1.5	SR13	11/10/2014 20:25	28.62	69.7	**4.56**	1.8
SR13	11/10/2014 2:30	28.56	67.3	**4.40**	4.8	SR13	11/10/2014 8:30	28.48	67.6	**4.43**	3.3	SR13	11/10/2014 14:30	28.63	66.5	**4.34**	1.2	SR13	11/10/2014 20:30	28.62	70.1	**4.59**	3.2
SR13	11/10/2014 2:35	28.56	66.9	**4.37**	3.4	SR13	11/10/2014 8:35	28.48	67.0	**4.39**	3.3	SR13	11/10/2014 14:35	28.62	66.3	**4.33**	1.3	SR13	11/10/2014 20:35	28.63	69.5	**4.55**	3.0
SR13	11/10/2014 2:40	28.56	67.2	**4.39**	3.5	SR13	11/10/2014 8:40	28.48	67.4	**4.42**	3.4	SR13	11/10/2014 14:40	28.64	68.3	**4.46**	1.5	SR13	11/10/2014 20:40	28.63	69.5	**4.55**	2.7
SR13	11/10/2014 2:45	28.56	67.0	**4.38**	4.4	SR13	11/10/2014 8:45	28.48	67.4	**4.42**	2.7	SR13	11/10/2014 14:45	28.62	67.1	**4.38**	1.5	SR13	11/10/2014 20:45	28.62	69.3	**4.54**	2.2
SR13	11/10/2014 2:50	28.56	65.7	**4.29**	2.8	SR13	11/10/2014 8:50	28.48	67.1	**4.40**	2.9	SR13	11/10/2014 14:50	28.63	67.0	**4.38**	1.8	SR13	11/10/2014 20:50	28.62	68.5	**4.48**	2.0
SR13	11/10/2014 2:55	28.55	65.9	**4.31**	3.4	SR13	11/10/2014 8:55	28.48	67.0	**4.39**	3.1	SR13	11/10/2014 14:55	28.63	66.9	**4.37**	1.8	SR13	11/10/2014 20:55	28.61	69.7	**4.57**	2.1
SR13	11/10/2014 3:00	28.55	67.1	**4.38**	3.4	SR13	11/10/2014 9:00	28.48	66.8	**4.38**	3.0	SR13	11/10/2014 15:00	28.63	66.8	**4.36**	1.7	SR13	11/10/2014 21:00	28.61	69.6	**4.55**	2.2
SR13	11/10/2014 3:05	28.55	66.5	**4.35**	3.1	SR13	11/10/2014 9:05	28.48	67.0	**4.39**	2.6	SR13	11/10/2014 15:05	28.63	66.6	**4.35**	2.0	SR13	11/10/2014 21:05	28.61	69.3	**4.54**	1.9
SR13	11/10/2014 3:10	28.54	63.8	**4.17**	2.0	SR13	11/10/2014 9:10	28.48	67.2	**4.40**	2.8	SR13	11/10/2014 15:10	28.63	66.6	**4.35**	2.0	SR13	11/10/2014 21:10	28.61	68.7	**4.50**	1.8
SR13	11/10/2014 3:15	28.54	63.5	**4.15**	1.7	SR13	11/10/2014 9:15	28.48	68.7	**4.50**	4.2	SR13	11/10/2014 15:15	28.63	67.3	**4.40**	3.3	SR13	11/10/2014 21:15	28.62	67.9	**4.45**	1.8
SR13	11/10/2014 3:20	28.54	64.6	**4.22**	2.4	SR13	11/10/2014 9:20	28.48	68.1	**4.46**	13.1	SR13	11/10/2014 15:20	28.64	67.0	**4.38**	2.1	SR13	11/10/2014 21:20	28.62	67.8	**4.44**	1.4
SR13	11/10/2014 3:25	28.53	65.9	**4.31**	2.4	SR13	11/10/2014 9:25	28.49	68.3	**4.47**	8.0	SR13	11/10/2014 15:25	28.63	66.5	**4.34**	1.5	SR13	11/10/2014 21:25	28.62	67.7	**4.43**	1.0
SR13	11/10/2014 3:30	28.53	64.9	**4.24**	2.2	SR13	11/10/2014 9:30	28.49	68.5	**4.49**	5.8	SR13	11/10/2014 15:30	28.63	65.7	**4.29**	1.5	SR13	11/10/2014 21:30	28.62	66.7	**4.36**	1.0
SR13	11/10/2014 3:35	28.53	63.6	**4.16**	1.9	SR13	11/10/2014 9:35	28.49	68.5	**4.49**	5.4	SR13	11/10/2014 15:35	28.64	66.2	**4.32**	1.3	SR13	11/10/2014 21:35	28.62	66.6	**4.36**	1.2
SR13	11/10/2014 3:40	28.54	64.4	**4.21**	2.1	SR13	11/10/2014 9:40	28.49	68.5	**4.49**	4.2	SR13	11/10/2014 15:40	28.64	66.3	**4.33**	1.5	SR13	11/10/2014 21:40	28.62	68.4	**4.48**	2.0
SR13	11/10/2014 3:45	28.54	64.1	**4.19**	1.7	SR13	11/10/2014 9:45	28.48	68.5	**4.49**	4.3	SR13	11/10/2014 15:45	28.62	66.3	**4.33**	1.8	SR13	11/10/2014 21:45	28.61	67.5	**4.42**	1.9
SR13	11/10/2014 3:50	28.54	63.4	**4.14**	1.5	SR13	11/10/2014 9:50	28.48	68.0	**4.45**	4.5	SR13	11/10/2014 15:50	28.62	66.3	**4.33**	1.5	SR13	11/10/2014 21:50	28.61	67.4	**4.41**	1.8
SR13	11/10/2014 3:55	28.54	64.1	**4.19**	1.7	SR13	11/10/2014 9:55	28.48	67.4	**4.42**	3.4	SR13	11/10/2014 15:55	28.62	65.7	**4.29**	0.9	SR13	11/10/2014 21:55	28.62	67.7	**4.43**	2.3
SR13	11/10/2014 4:00	28.54	64.6	**4.23**	2.6	SR13	11/10/2014 10:00	28.48	68.0	**4.46**	4.2	SR13	11/10/2014 16:00	28.61	66.0	**4.31**	1.3	SR13	11/10/2014 22:00	28.61	67.7	**4.43**	2.3
SR13	11/10/2014 4:05	28.54	65.2	**4.26**	2.2	SR13	11/10/2014 10:05	28.50	68.4	**4.48**	4.9	SR13	11/10/2014 16:05	28.62	66.4	**4.34**	1.6	SR13	11/10/2014 22:05	28.61	66.8	**4.37**	2.3
SR13	11/10/2014 4:10	28.47	65.2	**4.27**	2.0	SR13	11/10/2014 10:10	28.49	68.0	**4.46**	4.7	SR13	11/10/2014 16:10	28.62	66.0	**4.31**	1.2	SR13	11/10/2014 22:10	28.61	68.6	**4.49**	2.2
SR13	11/10/2014 4:15	28.47	66.4	**4.35**	1.9	SR13	11/10/2014 10:15	28.49	67.3	**4.41**	3.3	SR13	11/10/2014 16:15	28.62	65.7	**4.29**	1.1	SR13	11/10/2014 22:15	28.60	67.6	**4.42**	1.9
SR13	11/10/2014 4:20	28.49	65.4	**4.28**	2.4	SR13	11/10/2014 10:20	28.49	67.5	**4.42**	3.6	SR13	11/10/2014 16:20	28.62	65.6	**4.29**	1.2	SR13	11/10/2014 22:20	28.61	67.4	**4.40**	2.1
SR13	11/10/2014 4:25	28.48	66.7	**4.37**	2.1	SR13	11/10/2014 10:25	28.49	67.9	**4.45**	3.5	SR13	11/10/2014 16:25	28.61	65.6	**4.29**	1.3	SR13	11/10/2014 22:25	28.61	67.0	**4.38**	1.8
SR13	11/10/2014 4:30	28.50	69.0	**4.52**	3.4	SR13	11/10/2014 10:30	28.48	67.6	**4.43**	3.2	SR13	11/10/2014 16:30	28.64	67.0	**4.38**	1.1	SR13	11/10/2014 22:30	28.61	66.9	**4.37**	2.8
SR13	11/10/2014 4:35	28.49	68.3	**4.48**	3.3	SR13	11/10/2014 10:35	28.48	67.6	**4.43**	3.6	SR13	11/10/2014 16:35	28.65	67.5	**4.41**	1.2	SR13	11/10/2014 22:35	28.61	65.0	**4.25**	2.3
SR13	11/10/2014 4:40	28.50	67.8	**4.44**	5.7	SR13	11/10/2014 10:40	28.48	67.6	**4.43**	3.3	SR13	11/10/2014 16:40	28.64	66.8	**4.36**	1.1	SR13	11/10/2014 22:40	28.61	65.4	**4.28**	2.6
SR13	11/10/2014 4:45	28.48	68.5	**4.49**	3.8	SR13	11/10/2014 10:45	28.50	67.5	**4.42**	3.4	SR13	11/10/2014 16:45	28.66	68.7	**4.48**	1.1	SR13	11/10/2014 22:45	28.61	65.9	**4.31**	2.5
SR13	11/10/2014 4:50	28.48	68.4	**4.48**	2.9	SR13	11/10/2014 10:50	28.50	68.4	**4.48**	2.8	SR13	11/10/2014 16:50	28.66	69.3	**4.52**	3.5	SR13	11/10/2014 22:50	28.61	65.0	**4.25**	2.3
SR13	11/10/2014 4:55	28.47	67.8	**4.45**	2.4	SR13	11/10/2014 10:55	28.50	68.6	**4.49**	2.9	SR13	11/10/2014 16:55	28.66	69.5	**4.54**	3.9	SR13	11/10/2014 22:55	28.61	65.0	**4.25**	1.7
SR13	11/10/2014 5:00	28.47	68.0	**4.46**	2.3	SR13	11/10/2014 11:00	28.52	67.8	**4.44**	3.3	SR13	11/10/2014 17:00	28.66	69.1	**4.51**	3.2	SR13	11/10/2014 23:00	28.61	64.8	**4.24**	1.5
SR13	11/10/2014 5:05	28.45	68.5	**4.49**	2.3	SR13	11/10/2014 11:05	28.53	67.6	**4.43**	2.9	SR13	11/10/2014 17:05	28.66	69.1	**4.51**	3.3	SR13	11/10/2014 23:05	28.60	65.5	**4.28**	2.3
SR13	11/10/2014 5:10	28.43	68.6	**4.50**	2.1	SR13	11/10/2014 11:10	28.54	68.0	**4.45**	3.7	SR13	11/10/2014 17:10	28.64	70.6	**4.61**	3.1	SR13	11/10/2014 23:10	28.60	65.6	**4.29**	1.9
SR13	11/10/2014 5:15	28.42	68.8	**4.52**	2.7	SR13	11/10/2014 11:15	28.55	68.2	**4.46**	4.9	SR13	11/10/2014 17:15	28.64	70.2	**4.59**	2.4	SR13	11/10/2014 23:15	28.60	66.7	**4.36**	3.0
SR13	11/10/2014 5:20	28.44	69.5	**4.56**	3.2	SR13	11/10/2014 11:20	28.56	68.2	**4.46**	4.3	SR13	11/10/2014 17:20	28.64	70.1	**4.58**	1.9	SR13	11/10/2014 23:20	28.60	66.7	**4.36**	2.4
SR13	11/10/2014 5:25	28.45	68.6	**4.50**	2.6	SR13	11/10/2014 11:25	28.56	68.4	**4.47**	3.3	SR13	11/10/2014 17:25	28.64	69.9	**4.57**	2.0	SR13	11/10/2014 23:25	28.59	66.7	**4.36**	3.1
SR13	11/10/2014 5:30	28.46	68.9	**4.52**	3.3	SR13	11/10/2014 11:30	28.55	67.6	**4.42**	2.4	SR13	11/10/2014 17:30	28.64	69.7	**4.55**	1.8	SR13	11/10/2014 23:30	28.59	66.3	**4.33**	3.4
SR13	11/10/2014 5:35	28.46	69.4	**4.55**	3.7	SR13	11/10/2014 11:35	28.54	67.3	**4.40**	1.7	SR13	11/10/2014 17:35	28.64	70.3	**4.60**	2.2	SR13	11/10/2014 23:35	28.60	65.9	**4.31**	2.9
SR13	11/10/2014 5:40	28.45	69.0	**4.52**	3.2	SR13	11/10/2014 11:40	28.59	68.9	**4.51**	2.4	SR13	11/10/2014 17:40	28.64	70.1	**4.58**	1.5	SR13	11/10/2014 23:40	28.59	66.3	**4.33**	2.6
SR13	11/10/2014 5:45	28.46	68.5	**4.49**	3.8	SR13	11/10/2014 11:45	28.59	68.7	**4.49**	2.1	SR13	11/10/2014 17:45	28.64	69.9	**4.57**	1.8	SR13	11/10/2014 23:45	28.58	67.2	**4.39**	2.9
SR13	11/10/2014 5:50	28.45	66.4	**4.36**	4.5	SR13	11/10/2014 11:50	28.57	68.3	**4.46**	2.6	SR13	11/10/2014 17:50	28.64	70.1	**4.58**	1.5	SR13	11/10/2014 23:50	28.58	67.4	**4.40**	2.9
SR13	11/10/2014 5:55	28.45	67.5	**4.43**	4.2	SR13	11/10/2014 11:55	28.56	67.7	**4.43**	3.2	SR13	11/10/2014 17:55	28.63	69.9	**4.57**	1.5	SR13	11/10/2014 23:55	28.58	66.7	**4.36**	2.2

Station	Timestamp	NH_3 (mg/L)				Station	Timestamp	NH_3 (mg/L)			
SR4	11/10/2014 0:17	0.06				SR12	11/10/2014 0:17	0.08			
SR4	11/10/2014 0:37	0.06				SR12	11/10/2014 0:37	0.08			
SR4	11/10/2014 0:57	0.06				SR12	11/10/2014 0:57	0.08			
SR4	11/10/2014 1:17	0.06				SR12	11/10/2014 1:17	0.08			
SR4	11/10/2014 1:37	0.08				SR12	11/10/2014 1:37	0.06			
SR4	11/10/2014 1:57	0.08				SR12	11/10/2014 1:57	0.06			
SR4	11/10/2014 2:17	0.06				SR12	11/10/2014 2:17	0.06			
SR4	11/10/2014 2:37	0.07				SR12	11/10/2014 2:37	0.06			
SR4	11/10/2014 2:57	0.08				SR12	11/10/2014 2:57	0.06			
SR4	11/10/2014 3:17	0.06				SR12	11/10/2014 3:17	0.06			
SR4	11/10/2014 3:37	0.07				SR12	11/10/2014 3:37	0.07			
SR4	11/10/2014 3:57	0.09				SR12	11/10/2014 3:57	0.08			
SR4	11/10/2014 4:17	0.07				SR12	11/10/2014 4:17	0.08			
SR4	11/10/2014 4:37	0.05				SR12	11/10/2014 4:37	0.08			
SR4	11/10/2014 4:57	0.06				SR12	11/10/2014 4:57	0.08			
SR4	11/10/2014 5:17	0.06				SR12	11/10/2014 5:17	0.06			
SR4	11/10/2014 5:37	0.06				SR12	11/10/2014 5:37	0.06			
SR4	11/10/2014 5:57	0.06				SR12	11/10/2014 5:57	0.06			
SR4						SR12					
SR4	11/10/2014 6:37	0.06				SR12	11/10/2014 6:37	0.06			
SR4	11/10/2014 6:57	0.06				SR12	11/10/2014 6:57	0.07			
SR4	11/10/2014 7:17	0.05				SR12	11/10/2014 7:17	0.07			
SR4	11/10/2014 7:37	0.07				SR12	11/10/2014 7:37	0.08			
SR4	11/10/2014 7:57	0.06				SR12	11/10/2014 7:57	0.08			
SR4	11/10/2014 8:17	0.06				SR12	11/10/2014 8:17	0.08			
SR4	11/10/2014 8:37	0.07				SR12	11/10/2014 8:37	0.08			
SR4	11/10/2014 8:57	0.08				SR12	11/10/2014 8:57	0.06			
SR4	11/10/2014 9:17	0.07				SR12	11/10/2014 9:17	0.06			
SR4	11/10/2014 9:37	0.06				SR12	11/10/2014 9:37	0.06			
SR4	11/10/2014 9:57	0.06				SR12	11/10/2014 9:57	0.06			
SR4	11/10/2014 10:17	0.07				SR12	11/10/2014 10:17	0.07			
SR4	11/10/2014 10:37	0.06				SR12	11/10/2014 10:37	0.07			
SR4	11/10/2014 10:57	0.08				SR12	11/10/2014 10:57	0.08			
SR4	11/10/2014 11:17	0.08				SR12	11/10/2014 11:17	0.08			
SR4	11/10/2014 11:37	0.07				SR12	11/10/2014 11:37	0.08			
SR4	11/10/2014 11:57	0.06				SR12	11/10/2014 11:57	0.07			
SR4	11/10/2014 12:17	0.06				SR12	11/10/2014 12:17	0.08			
SR4	11/10/2014 12:37	0.07				SR12	11/10/2014 12:37	0.06			
SR4	11/10/2014 12:57	0.07				SR12	11/10/2014 12:57	0.07			
SR4	11/10/2014 13:17	0.06				SR12	11/10/2014 13:17	0.06			
SR4	11/10/2014 13:37	0.06				SR12	11/10/2014 13:37	0.05			
SR4	11/10/2014 13:57	0.05				SR12	11/10/2014 13:57	0.05			
SR4	11/10/2014 14:17	0.05				SR12	11/10/2014 14:17	0.06			
SR4	11/10/2014 14:37	0.05				SR12	11/10/2014 14:37	0.07			
SR4	11/10/2014 14:57	0.06				SR12	11/10/2014 14:57	0.08			
SR4	11/10/2014 15:17	0.05				SR12	11/10/2014 15:17	0.08			
SR4	11/10/2014 15:37	0.06				SR12	11/10/2014 15:37	0.08			
SR4	11/10/2014 15:57	0.05				SR12	11/10/2014 15:57	0.08			
SR4	11/10/2014 16:17	0.06				SR12	11/10/2014 16:17	0.07			
SR4	11/10/2014 16:37	0.05				SR12	11/10/2014 16:37	0.07			
SR4	11/10/2014 16:57	0.06				SR12	11/10/2014 16:57	0.05			
SR4	11/10/2014 17:17	0.06				SR12	11/10/2014 17:17	0.06			
SR4	11/10/2014 17:37	0.06				SR12	11/10/2014 17:37	0.06			
SR4	11/10/2014 17:57	0.07				SR12	11/10/2014 17:57	0.06			
SR4	11/10/2014 18:17	0.08				SR12	11/10/2014 18:17	0.06			
SR4	11/10/2014 18:37	0.06				SR12	11/10/2014 18:37	0.05			
SR4	11/10/2014 18:57	0.06				SR12	11/10/2014 18:57	0.07			
SR4	11/10/2014 19:17	0.07				SR12	11/10/2014 19:17	0.06			
SR4	11/10/2014 19:37	0.07				SR12	11/10/2014 19:37	0.07			
SR4	11/10/2014 19:57	0.08				SR12	11/10/2014 19:57	0.06			
SR4	11/10/2014 20:17	0.08				SR12	11/10/2014 20:17	0.06			
SR4	11/10/2014 20:37	0.08				SR12	11/10/2014 20:37	0.06			
SR4	11/10/2014 20:57	0.07				SR12	11/10/2014 20:57	0.06			
SR4	11/10/2014 21:17	0.06				SR12	11/10/2014 21:17	0.06			
SR4	11/10/2014 21:37	0.06				SR12	11/10/2014 21:37	0.05			
SR4	11/10/2014 21:57	0.05				SR12	11/10/2014 21:57	0.06			
SR4	11/10/2014 22:17	0.06				SR12	11/10/2014 22:17	0.05			
SR4	11/10/2014 22:37	0.05				SR12	11/10/2014 22:37	0.05			
SR4	11/10/2014 22:57	0.06				SR12	11/10/2014 22:57	0.07			
SR4	11/10/2014 23:17	0.05				SR12	11/10/2014 23:17	0.07			
SR4	11/10/2014 23:37	0.05				SR12	11/10/2014 23:37	0.06			
SR4	11/10/2014 23:57	0.05				SR12	11/10/2014 23:57	0.07			

Remark: Fonts with underline: Action Level Exceedance
Fonts with bold and underline: Limit Level Exceedance
Automatic Instrument calibration of NH3-N monitor was carried out during 5:57-6:37 at SR4 and SR12.
SR10 monitoring station was under maintenance during 10:25-10:55.
SR11 monitoring station was under maintenance during 11:20-11:55.

Station	Timestamp	Temp (°C)	DO (%)	DO (mg/L)	Tur (NTU)	Station	Timestamp	Temp (°C)	DO (%)	DO (mg/L)	Tur (NTU)	Station	Timestamp	Temp (°C)	DO (%)	DO (mg/L)	Tur (NTU)	Station	Timestamp	Temp (°C)	DO (%)	DO (mg/L)	Tur (NTU)
SR4	12/10/2014 0:01	28.59	89.0	5.82	3.9	SR4	12/10/2014 6:01	28.54	85.7	5.61	3.4	SR4	12/10/2014 12:01	28.58	88.4	5.78	5.6	SR4	12/10/2014 18:01	28.76	89.1	5.81	6.4
SR4	12/10/2014 0:06	28.59	88.7	5.80	4.1	SR4	12/10/2014 6:06	28.54	85.3	5.58	3.2	SR4	12/10/2014 12:06	28.58	88.3	5.77	5.4	SR4	12/10/2014 18:06	28.76	88.0	5.75	3.6
SR4	12/10/2014 0:11	28.59	88.6	5.79	4.2	SR4	12/10/2014 6:11	28.54	86.7	5.66	**13.3**	SR4	12/10/2014 12:11	28.58	88.5	5.79	4.4	SR4	12/10/2014 18:11	28.75	88.3	5.77	3.5
SR4	12/10/2014 0:16	28.59	88.7	5.80	4.0	SR4	12/10/2014 6:16	28.53	85.6	5.60	4.8	SR4	12/10/2014 12:16	28.57	87.6	5.73	6.5	SR4	12/10/2014 18:16	28.78	88.2	5.76	3.9
SR4	12/10/2014 0:21	28.59	88.7	5.80	4.3	SR4	12/10/2014 6:21	28.51	85.0	5.56	3.8	SR4	12/10/2014 12:21	28.58	88.1	5.76	6.3	SR4	12/10/2014 18:21	28.73	88.6	5.78	6.3
SR4	12/10/2014 0:26	28.59	88.8	5.80	4.0	SR4	12/10/2014 6:26	28.50	85.5	5.60	5.0	SR4	12/10/2014 12:26	28.60	88.4	5.78	5.2	SR4	12/10/2014 18:26	28.73	88.6	5.79	6.2
SR4	12/10/2014 0:31	28.59	88.1	5.75	3.7	SR4	12/10/2014 6:31	28.51	85.0	5.56	3.7	SR4	12/10/2014 12:31	28.60	88.6	5.79	6.1	SR4	12/10/2014 18:31	28.73	89.0	5.81	7.1
SR4	12/10/2014 0:36	28.58	87.7	5.73	3.4	SR4	12/10/2014 6:36	28.45	84.7	5.55	4.5	SR4	12/10/2014 12:36	28.60	88.7	5.80	5.0	SR4	12/10/2014 18:36	28.74	89.2	5.83	4.6
SR4	12/10/2014 0:41	28.58	87.6	5.72	3.2	SR4	12/10/2014 6:41	28.42	86.1	5.65	4.0	SR4	12/10/2014 12:41	28.60	88.5	5.78	5.3	SR4	12/10/2014 18:41	28.73	89.2	5.82	5.1
SR4	12/10/2014 0:46	28.58	87.3	5.70	3.8	SR4	12/10/2014 6:46	28.40	86.7	5.69	3.8	SR4	12/10/2014 12:46	28.60	88.2	5.76	5.7	SR4	12/10/2014 18:46	28.72	89.1	5.82	5.3
SR4	12/10/2014 0:51	28.59	87.7	5.73	3.4	SR4	12/10/2014 6:51	28.41	85.8	5.63	4.9	SR4	12/10/2014 12:51	28.61	88.2	5.76	5.4	SR4	12/10/2014 18:51	28.72	88.4	5.77	5.2
SR4	12/10/2014 0:56	28.59	87.6	5.72	3.8	SR4	12/10/2014 6:56	28.41	86.3	5.66	4.6	SR4	12/10/2014 12:56	28.62	88.5	5.78	5.1	SR4	12/10/2014 18:56	28.69	89.2	5.83	5.6
SR4	12/10/2014 1:01	28.59	88.4	5.77	4.8	SR4	12/10/2014 7:01	28.42	87.9	5.77	3.7	SR4	12/10/2014 13:01	28.64	89.0	5.81	4.7	SR4	12/10/2014 19:01	28.68	88.9	5.81	5.9
SR4	12/10/2014 1:06	28.59	87.6	5.72	3.2	SR4	12/10/2014 7:06	28.43	89.2	5.85	6.4	SR4	12/10/2014 13:06	28.63	88.5	5.78	5.1	SR4	12/10/2014 19:06	28.68	88.5	5.78	6.0
SR4	12/10/2014 1:11	28.58	88.5	5.78	3.9	SR4	12/10/2014 7:11	28.43	89.7	5.88	5.0	SR4	12/10/2014 13:11	28.64	88.5	5.78	4.2	SR4	12/10/2014 19:11	28.70	88.3	5.77	4.7
SR4	12/10/2014 1:16	28.58	87.2	5.70	3.5	SR4	12/10/2014 7:16	28.43	89.5	5.88	4.9	SR4	12/10/2014 13:16	28.63	88.6	5.79	4.6	SR4	12/10/2014 19:16	28.67	88.0	5.76	5.5
SR4	12/10/2014 1:21	28.58	88.0	5.75	4.0	SR4	12/10/2014 7:21	28.43	89.5	5.87	4.0	SR4	12/10/2014 13:21	28.63	88.5	5.78	4.7	SR4	12/10/2014 19:21	28.67	88.3	5.77	6.2
SR4	12/10/2014 1:26	28.58	88.1	5.75	3.6	SR4	12/10/2014 7:26	28.40	90.6	5.95	6.0	SR4	12/10/2014 13:26	28.63	88.0	5.75	5.7	SR4	12/10/2014 19:26	28.66	88.9	5.81	6.7
SR4	12/10/2014 1:31	28.58	88.2	5.76	3.7	SR4	12/10/2014 7:31	28.43	90.6	5.95	3.7	SR4	12/10/2014 13:31	28.64	87.3	5.70	8.4	SR4	12/10/2014 19:31	28.67	88.2	5.77	6.3
SR4	12/10/2014 1:36	28.58	87.8	5.73	3.2	SR4	12/10/2014 7:36	28.43	90.5	5.94	4.7	SR4	12/10/2014 13:36	28.65	87.8	5.73	5.5	SR4	12/10/2014 19:36	28.65	88.7	5.80	3.5
SR4	12/10/2014 1:41	28.57	87.7	5.73	3.5	SR4	12/10/2014 7:41	28.42	90.8	5.95	4.2	SR4	12/10/2014 13:41	28.66	87.8	5.73	5.5	SR4	12/10/2014 19:41	28.65	88.8	5.81	3.9
SR4	12/10/2014 1:46	28.57	87.8	5.73	3.6	SR4	12/10/2014 7:46	28.41	90.5	5.95	4.4	SR4	12/10/2014 13:46	28.66	87.9	5.74	6.4	SR4	12/10/2014 19:46	28.65	89.1	5.83	4.0
SR4	12/10/2014 1:51	28.57	87.4	5.71	3.5	SR4	12/10/2014 7:51	28.42	90.8	5.96	5.0	SR4	12/10/2014 13:51	28.65	87.8	5.74	7.6	SR4	12/10/2014 19:51	28.63	89.7	5.87	4.4
SR4	12/10/2014 1:56	28.57	87.7	5.73	3.6	SR4	12/10/2014 7:56	28.42	91.2	5.99	4.3	SR4	12/10/2014 13:56	28.66	88.0	5.75	5.9	SR4	12/10/2014 19:56	28.64	89.7	5.87	4.0
SR4	12/10/2014 2:01	28.57	87.3	5.70	3.6	SR4	12/10/2014 8:01	28.41	91.1	5.99	4.1	SR4	12/10/2014 14:01	28.77	89.1	5.81	4.2	SR4	12/10/2014 20:01	28.63	88.9	5.82	3.6
SR4	12/10/2014 2:06	28.57	87.0	5.68	3.3	SR4	12/10/2014 8:06	28.42	90.7	5.96	5.8	SR4	12/10/2014 14:06	28.73	89.0	5.80	4.1	SR4	12/10/2014 20:06	28.63	88.5	5.79	5.5
SR4	12/10/2014 2:11	28.57	86.7	5.66	3.2	SR4	12/10/2014 8:11	28.44	89.8	5.89	5.6	SR4	12/10/2014 14:11	28.69	88.0	5.75	5.3	SR4	12/10/2014 20:11	28.63	89.6	5.85	4.2
SR4	12/10/2014 2:16	28.57	86.8	5.67	4.0	SR4	12/10/2014 8:16	28.43	89.5	5.88	4.1	SR4	12/10/2014 14:16	28.71	88.4	5.77	4.3	SR4	12/10/2014 20:16	28.62	89.2	5.83	3.8
SR4	12/10/2014 2:21	28.57	86.3	5.63	3.6	SR4	12/10/2014 8:21	28.44	88.4	5.81	4.0	SR4	12/10/2014 14:21	28.73	89.1	5.81	4.1	SR4	12/10/2014 20:21	28.63	89.2	5.83	4.3
SR4	12/10/2014 2:26	28.57	86.3	5.64	3.7	SR4	12/10/2014 8:26	28.44	88.4	5.80	3.8	SR4	12/10/2014 14:26	28.75	88.9	5.80	3.5	SR4	12/10/2014 20:26	28.64	89.6	5.86	4.0
SR4	12/10/2014 2:31	28.58	86.3	5.63	5.0	SR4	12/10/2014 8:31	28.44	89.2	5.86	5.4	SR4	12/10/2014 14:31	28.76	89.2	5.82	3.7	SR4	12/10/2014 20:31	28.63	89.0	5.82	3.8
SR4	12/10/2014 2:36	28.58	87.2	5.69	4.5	SR4	12/10/2014 8:36	28.48	89.8	5.89	6.9	SR4	12/10/2014 14:36	28.74	88.7	5.79	4.4	SR4	12/10/2014 20:36	28.63	89.1	5.83	3.5
SR4	12/10/2014 2:41	28.58	87.3	5.70	3.6	SR4	12/10/2014 8:41	28.47	88.9	5.83	7.5	SR4	12/10/2014 14:41	28.72	88.7	5.79	4.2	SR4	12/10/2014 20:41	28.62	88.5	5.79	3.6
SR4	12/10/2014 2:46	28.46	86.8	5.69	2.8	SR4	12/10/2014 8:46	28.49	89.5	5.86	7.9	SR4	12/10/2014 14:46	28.70	88.4	5.77	4.1	SR4	12/10/2014 20:46	28.62	88.8	5.81	4.0
SR4	12/10/2014 2:51	28.47	86.4	5.66	3.0	SR4	12/10/2014 8:51	28.49	89.3	5.85	7.9	SR4	12/10/2014 14:51	28.65	88.3	5.77	4.7	SR4	12/10/2014 20:51	28.61	88.6	5.80	3.4
SR4	12/10/2014 2:56	28.49	86.4	5.66	3.3	SR4	12/10/2014 8:56	28.49	89.2	5.84	7.3	SR4	12/10/2014 14:56	28.69	88.7	5.79	4.0	SR4	12/10/2014 20:56	28.62	88.7	5.80	3.9
SR4	12/10/2014 3:01	28.50	86.6	5.68	3.5	SR4	12/10/2014 9:01	28.49	89.2	5.84	6.6	SR4	12/10/2014 15:01	28.74	88.5	5.77	3.7	SR4	12/10/2014 21:01	28.62	88.4	5.79	4.6
SR4	12/10/2014 3:06	28.51	86.2	5.64	3.5	SR4	12/10/2014 9:06	28.50	87.9	5.76	6.4	SR4	12/10/2014 15:06	28.73	88.8	5.80	3.8	SR4	12/10/2014 21:06	28.62	88.4	5.78	4.6
SR4	12/10/2014 3:11	28.52	86.5	5.67	3.9	SR4	12/10/2014 9:11	28.50	88.3	5.78	4.9	SR4	12/10/2014 15:11	28.71	88.3	5.76	4.3	SR4	12/10/2014 21:11	28.62	88.4	5.78	4.5
SR4	12/10/2014 3:16	28.52	86.1	5.64	3.9	SR4	12/10/2014 9:16	28.50	89.3	5.85	8.8	SR4	12/10/2014 15:16	28.74	88.7	5.78	4.7	SR4	12/10/2014 21:16	28.62	88.0	5.75	5.7
SR4	12/10/2014 3:21	28.52	86.0	5.63	3.4	SR4	12/10/2014 9:21	28.51	89.6	5.87	7.2	SR4	12/10/2014 15:21	28.77	89.0	5.80	3.9	SR4	12/10/2014 21:21	28.63	87.6	5.72	6.1
SR4	12/10/2014 3:26	28.52	85.4	5.60	3.7	SR4	12/10/2014 9:26	28.51	89.5	5.86	7.0	SR4	12/10/2014 15:26	28.80	88.8	5.79	3.3	SR4	12/10/2014 21:26	28.62	87.4	5.71	5.7
SR4	12/10/2014 3:31	28.52	84.3	5.52	3.4	SR4	12/10/2014 9:31	28.50	89.4	5.86	7.5	SR4	12/10/2014 15:31	28.76	88.0	5.74	6.1	SR4	12/10/2014 21:31	28.62	86.9	5.67	6.5
SR4	12/10/2014 3:36	28.53	84.0	5.50	3.5	SR4	12/10/2014 9:36	28.52	88.2	5.78	5.5	SR4	12/10/2014 15:36	28.76	88.0	5.74	4.4	SR4	12/10/2014 21:36	28.62	86.9	5.68	5.2
SR4	12/10/2014 3:41	28.53	83.4	5.46	2.5	SR4	12/10/2014 9:41	28.51	87.9	5.76	4.7	SR4	12/10/2014 15:41	28.82	88.8	5.79	3.2	SR4	12/10/2014 21:41	28.62	87.8	5.73	5.2
SR4	12/10/2014 3:46	28.52	82.3	5.39	2.8	SR4	12/10/2014 9:46	28.51	87.5	5.73	6.4	SR4	12/10/2014 15:46	28.82	87.8	5.72	2.6	SR4	12/10/2014 21:46	28.62	88.0	5.75	5.6
SR4	12/10/2014 3:51	28.52	83.3	5.46	2.5	SR4	12/10/2014 9:51	28.52	87.6	5.73	6.9	SR4	12/10/2014 15:51	28.82	87.5	5.70	3.0	SR4	12/10/2014 21:51	28.61	87.7	5.73	5.0
SR4	12/10/2014 3:56	28.52	82.8	5.42	2.3	SR4	12/10/2014 9:56	28.51	88.6	5.81	6.9	SR4	12/10/2014 15:56	28.82	87.9	5.73	2.8	SR4	12/10/2014 21:56	28.61	87.7	5.73	4.5
SR4	12/10/2014 4:01	28.52	82.7	5.42	2.4	SR4	12/10/2014 10:01	28.51	88.1	5.77	6.9	SR4	12/10/2014 16:01	28.82	88.1	5.74	3.5	SR4	12/10/2014 22:01	28.61	87.2	5.70	4.3
SR4	12/10/2014 4:06	28.52	81.7	5.35	3.4	SR4	12/10/2014 10:06	28.51	87.9	5.75	7.6	SR4	12/10/2014 16:06	28.82	90.1	5.87	3.7	SR4	12/10/2014 22:06	28.60	87.1	5.69	3.8
SR4	12/10/2014 4:11	28.54	83.9	5.49	4.3	SR4	12/10/2014 10:11	28.51	87.9	5.76	7.3	SR4	12/10/2014 16:11	28.83	89.0	5.80	2.8	SR4	12/10/2014 22:11	28.60	87.8	5.73	5.7
SR4	12/10/2014 4:16	28.53	82.8	5.42	3.1	SR4	12/10/2014 10:16	28.52	88.1	5.76	7.6	SR4	12/10/2014 16:16	28.83	89.3	5.82	3.2	SR4	12/10/2014 22:16	28.60	87.7	5.72	4.7
SR4	12/10/2014 4:21	28.55	84.7	5.54	5.4	SR4	12/10/2014 10:21	28.53	88.3	5.78	8.8	SR4	12/10/2014 16:21	28.83	89.1	5.81	3.1	SR4	12/10/2014 22:21	28.60	87.8	5.73	3.8
SR4	12/10/2014 4:26	28.55	85.1	5.57	5.1	SR4	12/10/2014 10:26	28.53	88.4	5.79	6.8	SR4	12/10/2014 16:26	28.83	89.6	5.84	3.0	SR4	12/10/2014 22:26	28.61	87.5	5.70	4.4
SR4	12/10/2014 4:31	28.56	85.1	5.57	4.9	SR4	12/10/2014 10:31	28.53	87.9	5.76	6.9	SR4	12/10/2014 16:31	28.82	89.6	5.84	3.9	SR4	12/10/2014 22:31	28.61	87.6	5.71	4.6
SR4	12/10/2014 4:36	28.56	85.5	5.60	5.3	SR4	12/10/2014 10:36	28.53	87.9	5.75	8.0	SR4	12/10/2014 16:36	28.81	90.3	5.89	3.1	SR4	12/10/2014 22:36	28.61	87.0	5.67	4.2
SR4	12/10/2014 4:41	28.56	86.1	5.63	5.8	SR4	12/10/2014 10:41	28.53	87.9	5.75	8.1	SR4	12/10/2014 16:41	28.82	90.0	5.87	2.7	SR4	12/10/2014 22:41	28.61	86.7	5.65	4.7
SR4	12/10/2014 4:46	28.56	86.1	5.63	4.4	SR4	12/10/2014 10:46	28.54	88.4	5.78	7.4	SR4	12/10/2014 16:46	28.81	89.8	5.86	2.6	SR4	12/10/2014 22:46	28.60	86.7	5.65	5.3
SR4	12/10/2014 4:51	28.56	85.6	5.60	4.1	SR4	12/10/2014 10:51	28.53	88.0	5.76	6.9	SR4	12/10/2014 16:51	28.82	90.3	5.89	2.6	SR4	12/10/2014 22:51	28.61	86.9	5.67	5.3
SR4	12/10/2014 4:56	28.56	85.5	5.60	3.8	SR4	12/10/2014 10:56	28.55	88.3	5.78	6.3	SR4	12/10/2014 16:56	28.81	90.2	5.89	3.2	SR4	12/10/2014 22:56	28.61	87.3	5.70	8.3
SR4	12/10/2014 5:01	28.56	85.6	5.60	3.4	SR4	12/10/2014 11:01	28.55	88.2	5.77	6.9	SR4	12/10/2014 17:01	28.81	90.3	5.89	3.0	SR4	12/10/2014 23:01	28.61	87.2	5.70	4.9
SR4	12/10/2014 5:06	28.56	84.6	5.54	3.9	SR4	12/10/2014 11:06	28.55	88.4	5.78	6.4	SR4	12/10/2014 17:06	28.82	90.2	5.88	2.8	SR4	12/10/2014 23:06	28.60	87.3	5.70	6.0
SR4	12/10/2014 5:11	28.56	86.7	5.67	5.5	SR4	12/10/2014 11:11	28.55	88.3	5.77	6.1	SR4	12/10/2014 17:11	28.82	90.1	5.88	2.8	SR4	12/10/2014 23:11	28.60	87.0	5.68	5.9
SR4	12/10/2014 5:16	28.56	85.4	5.59	4.6	SR4	12/10/2014 11:16	28.56	88.2	5.77	6.1	SR4	12/10/2014 17:16	28.81	87.8	5.73	5.7	SR4	12/10/2014 23:16	28.60	87.5	5.72	6.2
SR4	12/10/2014 5:21	28.55	85.7	5.60	3.5	SR4	12/10/2014 11:21	28.56	88.5	5.79	5.7	SR4	12/10/2014 17:21	28.80	88.9	5.80	6.5	SR4	12/10/2014 23:21	28.60	87.0	5.69	5.2
SR4	12/10/2014 5:26	28.55	86.1	5.63	4.7	SR4	12/10/2014 11:26	28.56	88.5	5.79	6.4	SR4	12/10/2014 17:26	28.79	89.0	5.81	7.9	SR4	12/10/2014 23:26	28.52	85.4	5.59	3.6
SR4	12/10/2014 5:31	28.55	85.5	5.59	4.0	SR4	12/10/2014 11:31	28.55	88.4	5.78	6.2	SR4	12/10/2014 17:31	28.79	87.7	5.72	5.8	SR4	12/10/2014 23:31	28.55	84.9	5.55	3.9
SR4	12/10/2014 5:36	28.54	86.0	5.62	3.5	SR4	12/10/2014 11:36	28.56	88.2	5.77	7.0	SR4	12/10/2014 17:36	28.79	88.0	5.74	5.0	SR4	12/10/2014 23:36	28.59	86.6	5.66	4.9
SR4	12/10/2014 5:41	28.54	85.7	5.61	3.1	SR4	12/10/2014 11:41	28.56	88.4	5.77	5.7	SR4	12/10/2014 17:41	28.78	88.1	5.75	4.6	SR4	12/10/2014 23:41	28.53	88.0	5.76	3.7
SR4	12/10/2014 5:46	28.54	85.8	5.62	4.2	SR4	12/10/2014 11:46	28.56	88.3	5.78	5.7	SR4	12/10/2014 17:46	28.75	87.9	5.73	3.0	SR4	12/10/2014 23:46	28.53	88.8	5.81	3.8
SR4	12/10/2014 5:51	28.54	86.4	5.65	3.7	SR4	12/10/2014 11:51	28.58	88.6	5.80	5.0	SR4	12/10/2014 17:51	28.79	87.4	5.70	5.5	SR4	12/10/2014 23:51	28.54	89.0	5.83	3.7
SR4	12/10/2014 5:56	28.54	85.7	5.61	3.7	SR4	12/10/2014 11:56	28.58	88.5	5.79	5.7	SR4	12/10/2014 17:56	28.76	89.5	5.84	6.8	SR4	12/10/2014 23:56	28.53	88.7	5.81	3.6

Station	Timestamp	Temp (°C)	DO (%)	DO (mg/L)	Tur (NTU)	Station	Timestamp	Temp (°C)	DO (%)	DO (mg/L)	Tur (NTU)	Station	Timestamp	Temp (°C)	DO (%)	DO (mg/L)	Tur (NTU)	Station	Timestamp	Temp (°C)	DO (%)	DO (mg/L)	Tur (NTU)
SR5	12/10/2014 0:00	28.68	75.0	**4.86**	4.9	SR5	12/10/2014 6:00	28.48	80.1	**5.27**	6.9	SR5	12/10/2014 12:00	28.63	76.5	**4.98**	5.5	SR5	12/10/2014 18:00	28.74	83.7	5.46	3.4
SR5	12/10/2014 0:05	28.68	74.9	**4.85**	5.1	SR5	12/10/2014 6:05	28.50	80.5	**5.29**	7.9	SR5	12/10/2014 12:05	28.62	75.9	**4.94**	5.8	SR5	12/10/2014 18:05	28.73	83.3	5.43	2.7
SR5	12/10/2014 0:10	28.68	75.5	**4.89**	5.4	SR5	12/10/2014 6:10	28.47	80.2	**5.27**	6.4	SR5	12/10/2014 12:10	28.62	75.4	**4.91**	6.4	SR5	12/10/2014 18:10	28.73	83.2	5.43	2.8
SR5	12/10/2014 0:15	28.68	75.6	**4.89**	5.1	SR5	12/10/2014 6:15	28.48	79.9	**5.25**	6.8	SR5	12/10/2014 12:15	28.62	75.3	**4.90**	6.3	SR5	12/10/2014 18:15	28.73	83.4	5.44	2.6
SR5	12/10/2014 0:20	28.65	72.9	**4.73**	4.1	SR5	12/10/2014 6:20	28.48	79.6	**5.24**	7.6	SR5	12/10/2014 12:20	28.63	75.2	**4.89**	6.2	SR5	12/10/2014 18:20	28.73	83.3	5.44	2.6
SR5	12/10/2014 0:25	28.61	76.3	**4.95**	3.9	SR5	12/10/2014 6:25	28.49	80.0	**5.26**	**8.8**	SR5	12/10/2014 12:25	28.62	75.0	**4.88**	6.0	SR5	12/10/2014 18:25	28.74	83.0	5.41	2.8
SR5	12/10/2014 0:30	28.61	77.5	**5.03**	4.5	SR5	12/10/2014 6:30	28.46	80.5	**5.30**	6.7	SR5	12/10/2014 12:30	28.62	74.8	**4.87**	7.0	SR5	12/10/2014 18:30	28.72	83.3	5.43	2.7
SR5	12/10/2014 0:35	28.60	77.0	**5.00**	3.7	SR5	12/10/2014 6:35	28.48	80.2	**5.28**	7.9	SR5	12/10/2014 12:35	28.63	74.8	**4.87**	5.9	SR5	12/10/2014 18:35	28.73	82.9	5.41	2.7
SR5	12/10/2014 0:40	28.64	77.7	**5.04**	5.1	SR5	12/10/2014 6:40	28.46	80.6	**5.30**	7.2	SR5	12/10/2014 12:40	28.62	74.6	**4.85**	6.7	SR5	12/10/2014 18:40	28.73	82.2	**5.36**	2.9
SR5	12/10/2014 0:45	28.65	77.7	**5.04**	4.6	SR5	12/10/2014 6:45	28.48	80.2	**5.28**	7.3	SR5	12/10/2014 12:45	28.61	74.8	**4.86**	6.4	SR5	12/10/2014 18:45	28.73	82.1	**5.36**	2.6
SR5	12/10/2014 0:50	28.65	77.7	**5.04**	5.9	SR5	12/10/2014 6:50	28.47	80.1	**5.27**	6.9	SR5	12/10/2014 12:50	28.62	74.8	**4.86**	6.4	SR5	12/10/2014 18:50	28.72	80.7	**5.27**	2.4
SR5	12/10/2014 0:55	28.65	77.5	**5.03**	4.8	SR5	12/10/2014 6:55	28.47	80.0	**5.26**	6.9	SR5	12/10/2014 12:55	28.62	74.7	**4.86**	6.5	SR5	12/10/2014 18:55	28.72	80.8	**5.27**	2.5
SR5	12/10/2014 1:00	28.65	76.8	**4.98**	5.6	SR5	12/10/2014 7:00	28.48	80.4	**5.29**	**8.0**	SR5	12/10/2014 13:00	28.63	74.3	**4.83**	6.0	SR5	12/10/2014 19:00	28.71	80.0	**5.22**	2.4
SR5	12/10/2014 1:05	28.65	77.2	**5.01**	5.0	SR5	12/10/2014 7:05	28.48	80.4	**5.29**	7.4	SR5	12/10/2014 13:05	28.62	74.7	**4.85**	6.3	SR5	12/10/2014 19:05	28.71	80.2	**5.24**	2.9
SR5	12/10/2014 1:10	28.65	77.5	**5.03**	5.7	SR5	12/10/2014 7:10	28.44	80.0	**5.27**	5.7	SR5	12/10/2014 13:10	28.62	74.7	**4.85**	6.7	SR5	12/10/2014 19:10	28.71	79.4	**5.18**	2.3
SR5	12/10/2014 1:15	28.65	77.0	**4.99**	5.8	SR5	12/10/2014 7:15	28.47	79.7	**5.24**	6.8	SR5	12/10/2014 13:15	28.62	74.6	**4.85**	5.8	SR5	12/10/2014 19:15	28.71	80.2	**5.23**	2.8
SR5	12/10/2014 1:20	28.65	76.9	**4.99**	5.3	SR5	12/10/2014 7:20	28.48	78.9	**5.19**	6.6	SR5	12/10/2014 13:20	28.61	75.0	**4.88**	6.2	SR5	12/10/2014 19:20	28.70	78.8	**5.14**	2.3
SR5	12/10/2014 1:25	28.65	77.3	**5.02**	5.0	SR5	12/10/2014 7:25	28.47	78.2	**5.14**	6.6	SR5	12/10/2014 13:25	28.63	75.4	**4.90**	6.3	SR5	12/10/2014 19:25	28.70	81.3	**5.31**	2.6
SR5	12/10/2014 1:30	28.64	77.8	**5.05**	4.3	SR5	12/10/2014 7:30	28.48	77.4	**5.09**	7.5	SR5	12/10/2014 13:30	28.62	75.3	**4.89**	6.7	SR5	12/10/2014 19:30	28.71	81.2	**5.29**	3.3
SR5	12/10/2014 1:35	28.63	78.0	**5.07**	5.9	SR5	12/10/2014 7:35	28.47	77.6	**5.11**	6.1	SR5	12/10/2014 13:35	28.63	75.3	**4.89**	6.5	SR5	12/10/2014 19:35	28.71	80.8	**5.26**	3.6
SR5	12/10/2014 1:40	28.63	78.1	**5.07**	5.1	SR5	12/10/2014 7:40	28.47	77.0	**5.07**	6.7	SR5	12/10/2014 13:40	28.62	75.5	**4.90**	7.1	SR5	12/10/2014 19:40	28.70	80.5	**5.25**	3.4
SR5	12/10/2014 1:45	28.62	77.9	**5.06**	4.2	SR5	12/10/2014 7:45	28.48	77.8	**5.12**	6.9	SR5	12/10/2014 13:45	28.62	75.8	**4.92**	7.4	SR5	12/10/2014 19:45	28.68	79.7	**5.20**	3.8
SR5	12/10/2014 1:50	28.63	78.1	**5.08**	4.4	SR5	12/10/2014 7:50	28.45	78.3	**5.15**	6.5	SR5	12/10/2014 13:50	28.62	75.3	**4.89**	6.5	SR5	12/10/2014 19:50	28.69	79.6	**5.19**	3.6
SR5	12/10/2014 1:55	28.64	78.2	**5.08**	3.9	SR5	12/10/2014 7:55	28.46	78.4	**5.16**	6.3	SR5	12/10/2014 13:55	28.63	75.3	**4.89**	5.6	SR5	12/10/2014 19:55	28.69	79.3	**5.18**	3.1
SR5	12/10/2014 2:00	28.64	78.2	**5.08**	4.2	SR5	12/10/2014 8:00	28.46	77.5	**5.10**	6.4	SR5	12/10/2014 14:00	28.64	74.8	**4.85**	6.3	SR5	12/10/2014 20:00	28.69	78.9	**5.15**	3.4
SR5	12/10/2014 2:05	28.65	78.2	**5.08**	4.0	SR5	12/10/2014 8:05	28.45	76.6	**5.04**	5.9	SR5	12/10/2014 14:05	28.63	75.3	**4.89**	5.4	SR5	12/10/2014 20:05	28.68	79.3	**5.17**	3.3
SR5	12/10/2014 2:10	28.65	78.1	**5.08**	4.2	SR5	12/10/2014 8:10	28.51	78.5	**5.15**	7.1	SR5	12/10/2014 14:10	28.63	74.1	**4.81**	5.3	SR5	12/10/2014 20:10	28.68	79.0	**5.15**	3.8
SR5	12/10/2014 2:15	28.66	78.1	**5.08**	4.6	SR5	12/10/2014 8:15	28.48	78.6	**5.16**	5.7	SR5	12/10/2014 14:15	28.77	76.5	**4.96**	5.2	SR5	12/10/2014 20:15	28.67	79.3	**5.17**	4.1
SR5	12/10/2014 2:20	28.66	77.9	**5.06**	4.3	SR5	12/10/2014 8:20	28.49	78.4	**5.15**	5.6	SR5	12/10/2014 14:20	28.68	77.8	**5.05**	4.7	SR5	12/10/2014 20:20	28.67	79.1	**5.15**	4.2
SR5	12/10/2014 2:25	28.66	77.8	**5.06**	5.5	SR5	12/10/2014 8:25	28.48	77.9	**5.12**	7.1	SR5	12/10/2014 14:25	28.71	77.4	**5.02**	4.7	SR5	12/10/2014 20:25	28.67	78.7	**5.13**	4.1
SR5	12/10/2014 2:30	28.64	78.1	**5.08**	3.9	SR5	12/10/2014 8:30	28.48	78.6	**5.16**	5.5	SR5	12/10/2014 14:30	28.64	77.7	**5.05**	5.6	SR5	12/10/2014 20:30	28.67	78.3	**5.10**	3.8
SR5	12/10/2014 2:35	28.64	78.6	**5.12**	4.2	SR5	12/10/2014 8:35	28.46	78.4	**5.15**	5.1	SR5	12/10/2014 14:35	28.63	77.7	**5.05**	7.2	SR5	12/10/2014 20:35	28.66	78.4	**5.11**	3.4
SR5	12/10/2014 2:40	28.63	78.5	**5.12**	4.1	SR5	12/10/2014 8:40	28.49	78.4	**5.15**	5.3	SR5	12/10/2014 14:40	28.64	78.1	**5.07**	5.3	SR5	12/10/2014 20:40	28.66	78.3	**5.10**	4.6
SR5	12/10/2014 2:45	28.62	78.5	**5.12**	3.9	SR5	12/10/2014 8:45	28.50	78.2	**5.13**	5.8	SR5	12/10/2014 14:45	28.63	77.6	**5.04**	**8.0**	SR5	12/10/2014 20:45	28.63	77.9	**5.08**	3.5
SR5	12/10/2014 2:50	28.61	78.7	**5.13**	4.4	SR5	12/10/2014 8:50	28.51	77.6	**5.09**	7.0	SR5	12/10/2014 14:50	28.68	78.6	**5.11**	6.2	SR5	12/10/2014 20:50	28.65	77.9	**5.08**	4.0
SR5	12/10/2014 2:55	28.41	80.5	**5.28**	3.9	SR5	12/10/2014 8:55	28.53	77.7	**5.09**	**9.7**	SR5	12/10/2014 14:55	28.70	78.7	**5.11**	4.7	SR5	12/10/2014 20:55	28.66	77.4	**5.04**	4.1
SR5	12/10/2014 3:00	28.44	80.6	**5.28**	4.3	SR5	12/10/2014 9:00	28.49	77.4	**5.08**	5.4	SR5	12/10/2014 15:00	28.70	78.9	**5.13**	6.2	SR5	12/10/2014 21:00	28.65	77.6	**5.05**	4.9
SR5	12/10/2014 3:05	28.43	80.3	**5.26**	4.3	SR5	12/10/2014 9:05	28.51	77.4	**5.08**	6.9	SR5	12/10/2014 15:05	28.71	78.7	**5.11**	5.7	SR5	12/10/2014 21:05	28.66	77.1	**5.03**	4.4
SR5	12/10/2014 3:10	28.42	80.0	**5.25**	4.4	SR5	12/10/2014 9:10	28.50	77.7	**5.09**	6.0	SR5	12/10/2014 15:10	28.70	78.9	**5.13**	3.8	SR5	12/10/2014 21:10	28.65	76.7	**4.99**	4.3
SR5	12/10/2014 3:15	28.51	80.0	**5.24**	4.1	SR5	12/10/2014 9:15	28.49	78.0	**5.12**	4.6	SR5	12/10/2014 15:15	28.70	78.9	**5.12**	4.2	SR5	12/10/2014 21:15	28.65	76.9	**5.01**	5.1
SR5	12/10/2014 3:20	28.47	80.3	**5.26**	6.6	SR5	12/10/2014 9:20	28.51	77.9	**5.11**	5.3	SR5	12/10/2014 15:20	28.69	78.8	**5.12**	4.0	SR5	12/10/2014 21:20	28.64	76.9	**5.00**	5.3
SR5	12/10/2014 3:25	28.52	80.0	**5.24**	4.8	SR5	12/10/2014 9:25	28.52	77.9	**5.10**	5.4	SR5	12/10/2014 15:25	28.72	79.6	**5.18**	3.2	SR5	12/10/2014 21:25	28.64	76.9	**5.00**	5.1
SR5	12/10/2014 3:30	28.51	79.8	**5.22**	4.7	SR5	12/10/2014 9:30	28.52	77.9	**5.10**	5.1	SR5	12/10/2014 15:30	28.71	79.3	**5.16**	3.6	SR5	12/10/2014 21:30	28.64	76.5	**4.98**	4.7
SR5	12/10/2014 3:35	28.51	79.3	**5.19**	4.7	SR5	12/10/2014 9:35	28.53	77.9	**5.10**	6.5	SR5	12/10/2014 15:35	28.72	79.3	**5.16**	3.4	SR5	12/10/2014 21:35	28.64	76.6	**4.98**	4.9
SR5	12/10/2014 3:40	28.51	79.6	**5.21**	4.9	SR5	12/10/2014 9:40	28.54	77.7	**5.08**	5.1	SR5	12/10/2014 15:40	28.67	78.7	**5.12**	3.9	SR5	12/10/2014 21:40	28.64	76.5	**4.97**	5.8
SR5	12/10/2014 3:45	28.51	80.0	**5.23**	4.0	SR5	12/10/2014 9:45	28.54	77.3	**5.06**	6.1	SR5	12/10/2014 15:45	28.65	78.8	**5.13**	4.3	SR5	12/10/2014 21:45	28.64	76.5	**4.97**	5.3
SR5	12/10/2014 3:50	28.48	80.3	**5.27**	3.4	SR5	12/10/2014 9:50	28.53	77.3	**5.06**	5.3	SR5	12/10/2014 15:50	28.65	78.9	**5.14**	3.6	SR5	12/10/2014 21:50	28.64	76.6	**4.97**	6.1
SR5	12/10/2014 3:55	28.49	80.4	**5.28**	4.4	SR5	12/10/2014 9:55	28.54	77.2	**5.06**	5.0	SR5	12/10/2014 15:55	28.65	78.4	**5.10**	4.2	SR5	12/10/2014 21:55	28.65	76.2	**4.95**	6.3
SR5	12/10/2014 4:00	28.48	80.4	**5.28**	5.2	SR5	12/10/2014 10:00	28.55	77.1	**5.04**	4.7	SR5	12/10/2014 16:00	28.65	78.9	**5.14**	3.7	SR5	12/10/2014 22:00	28.65	75.9	**4.93**	5.9
SR5	12/10/2014 4:05	28.48	80.4	**5.28**	5.1	SR5	12/10/2014 10:05	28.55	77.1	**5.04**	5.1	SR5	12/10/2014 16:05	28.66	79.6	**5.18**	3.3	SR5	12/10/2014 22:05	28.65	75.8	**4.92**	5.6
SR5	12/10/2014 4:10	28.48	80.4	**5.28**	5.8	SR5	12/10/2014 10:10	28.55	76.8	**5.02**	5.0	SR5	12/10/2014 16:10	28.67	79.9	**5.20**	2.9	SR5	12/10/2014 22:10	28.65	76.1	**4.94**	6.6
SR5	12/10/2014 4:15	28.48	80.3	**5.27**	5.7	SR5	12/10/2014 10:15	28.56	77.1	**5.04**	6.3	SR5	12/10/2014 16:15	28.68	79.5	**5.17**	3.0	SR5	12/10/2014 22:15	28.65	75.9	**4.93**	6.3
SR5	12/10/2014 4:20	28.48	80.2	**5.26**	5.5	SR5	12/10/2014 10:20	28.56	76.9	**5.03**	4.9	SR5	12/10/2014 16:20	28.69	80.2	**5.22**	3.7	SR5	12/10/2014 22:20	28.65	75.7	**4.92**	5.8
SR5	12/10/2014 4:25	28.50	79.9	**5.25**	5.9	SR5	12/10/2014 10:25	28.57	77.0	**5.02**	6.0	SR5	12/10/2014 16:25	28.71	80.8	**5.26**	3.3	SR5	12/10/2014 22:25	28.65	76.1	**4.94**	6.1
SR5	12/10/2014 4:30	28.45	80.3	**5.27**	5.3	SR5	12/10/2014 10:30	28.57	76.5	**4.99**	6.6	SR5	12/10/2014 16:30	28.73	81.1	**5.28**	2.4	SR5	12/10/2014 22:30	28.65	75.8	**4.92**	6.5
SR5	12/10/2014 4:35	28.48	79.9	**5.24**	5.5	SR5	12/10/2014 10:35	28.58	77.1	**5.03**	4.7	SR5	12/10/2014 16:35	28.74	81.8	**5.32**	2.6	SR5	12/10/2014 22:35	28.65	75.6	**4.91**	5.8
SR5	12/10/2014 4:40	28.38	81.1	**5.34**	5.5	SR5	12/10/2014 10:40	28.59	76.8	**5.01**	4.9	SR5	12/10/2014 16:40	28.73	81.5	**5.31**	3.2	SR5	12/10/2014 22:40	28.65	75.1	**4.87**	5.0
SR5	12/10/2014 4:45	28.39	80.5	**5.30**	5.2	SR5	12/10/2014 10:45	28.59	76.8	**5.01**	4.6	SR5	12/10/2014 16:45	28.73	81.6	**5.31**	2.7	SR5	12/10/2014 22:45	28.62	74.9	**4.86**	4.7
SR5	12/10/2014 4:50	28.40	80.6	**5.31**	5.7	SR5	12/10/2014 10:50	28.60	76.7	**5.00**	5.2	SR5	12/10/2014 16:50	28.74	82.1	**5.35**	2.3	SR5	12/10/2014 22:50	28.63	75.2	**4.88**	5.4
SR5	12/10/2014 4:55	28.42	80.3	**5.28**	5.7	SR5	12/10/2014 10:55	28.59	76.6	**4.99**	5.6	SR5	12/10/2014 16:55	28.74	82.6	**5.38**	2.1	SR5	12/10/2014 22:55	28.65	75.5	**4.90**	5.5
SR5	12/10/2014 5:00	28.45	80.3	**5.28**	5.5	SR5	12/10/2014 11:00	28.60	76.7	**5.00**	4.9	SR5	12/10/2014 17:00	28.76	83.9	5.46	2.1	SR5	12/10/2014 23:00	28.65	75.5	**4.90**	5.9
SR5	12/10/2014 5:05	28.42	79.9	**5.26**	5.5	SR5	12/10/2014 11:05	28.61	76.5	**4.99**	5.1	SR5	12/10/2014 17:05	28.76	85.5	5.57	2.1	SR5	12/10/2014 23:05	28.65	75.7	**4.91**	6.3
SR5	12/10/2014 5:10	28.46	79.9	**5.25**	6.3	SR5	12/10/2014 11:10	28.61	76.2	**4.97**	5.4	SR5	12/10/2014 17:10	28.74	84.2	5.49	2.5	SR5	12/10/2014 23:10	28.65	74.7	**4.85**	5.5
SR5	12/10/2014 5:15	28.48	79.8	**5.24**	7.7	SR5	12/10/2014 11:15	28.62	76.1	**4.96**	5.1	SR5	12/10/2014 17:15	28.72	83.7	5.46	3.0	SR5	12/10/2014 23:15	28.65	75.2	**4.88**	5.9
SR5	12/10/2014 5:20	28.48	79.9	**5.25**	**8.2**	SR5	12/10/2014 11:20	28.62	76.2	**4.97**	5.0	SR5	12/10/2014 17:20	28.71	83.1	5.42	3.2	SR5	12/10/2014 23:20	28.65	75.2	**4.88**	6.3
SR5	12/10/2014 5:25	28.46	80.2	**5.27**	7.0	SR5	12/10/2014 11:25	28.64	76.2	**4.96**	5.6	SR5	12/10/2014 17:25	28.72	83.5	5.45	2.8	SR5	12/10/2014 23:25	28.65	75.1	**4.87**	5.8
SR5	12/10/2014 5:30	28.46	79.8	**5.25**	7.0	SR5	12/10/2014 11:30	28.63	76.0	**4.95**	5.1	SR5	12/10/2014 17:30	28.72	83.5	5.45	2.9	SR5	12/10/2014 23:30	28.65	74.7	**4.85**	5.8
SR5	12/10/2014 5:35	28.47	80.1	**5.27**	**8.0**	SR5	12/10/2014 11:35	28.62	76.0	**4.95**	5.7	SR5	12/10/2014 17:35	28.73	82.9	5.41	3.2	SR5	12/10/2014 23:35	28.65	74.5	**4.83**	5.6
SR5	12/10/2014 5:40	28.47	79.9	**5.25**	**8.1**	SR5	12/10/2014 11:40	28.62	76.0	**4.95**	5.1	SR5	12/10/2014 17:40	28.73	82.8	5.40	3.3	SR5	12/10/2014 23:40	28.65	74.5	**4.83**	5.8
SR5	12/10/2014 5:45	28.46	79.7	**5.24**	6.3	SR5	12/10/2014 11:45	28.63	75.9	**4.94**	5.2	SR5	12/10/2014 17:45	28.72	82.9	5.41	3.6	SR5	12/10/2014 23:45	28.65	75.1	**4.87**	6.0
SR5	12/10/2014 5:50	28.46	80.1	**5.27**	6.9	SR5	12/10/2014 11:50	28.63	75.8	**4.93**	5.9	SR5	12/10/2014 17:50	28.71	82.5	**5.38**	3.7	SR5	12/10/2014 23:50	28.65	74.5	**4.83**	6.1
SR5	12/10/2014 5:55	28.48	79.9	**5.26**	7.0	SR5	12/10/2014 11:55	28.64	76.0	**4.95**	6.0	SR5	12/10/2014 17:55	28.73	83.4	5.44	2.8	SR5	12/10/2014 23:55	28.65	75.8	**4.91**	5.8

Station	Timestamp	Temp (°C)	DO (%)	DO (mg/L)	Tur (NTU)	Station	Timestamp	Temp (°C)	DO (%)	DO (mg/L)	Tur (NTU)	Station	Timestamp	Temp (°C)	DO (%)	DO (mg/L)	Tur (NTU)	Station	Timestamp	Temp (°C)	DO (%)	DO (mg/L)	Tur (NTU)
SR9	12/10/2014 0:00	28.14	92.0	**5.96**	3.5	SR9	12/10/2014 6:00	28.03	85.7	**5.59**	4.3	SR9	12/10/2014 12:00	28.11	85.8	**5.57**	**6.2**	SR9	12/10/2014 18:00	28.38	97.3	6.29	3.9
SR9	12/10/2014 0:05	28.16	94.2	6.10	3.3	SR9	12/10/2014 6:05	28.04	85.5	**5.57**	3.0	SR9	12/10/2014 12:05	28.09	85.6	**5.56**	**6.0**	SR9	12/10/2014 18:05	28.39	97.1	6.27	4.1
SR9	12/10/2014 0:10	28.17	94.5	6.11	3.1	SR9	12/10/2014 6:10	28.03	84.9	**5.54**	3.6	SR9	12/10/2014 12:10	28.13	86.1	**5.59**	**6.2**	SR9	12/10/2014 18:10	28.38	96.4	6.22	4.7
SR9	12/10/2014 0:15	28.16	93.5	6.06	3.3	SR9	12/10/2014 6:15	28.03	85.5	**5.56**	3.1	SR9	12/10/2014 12:15	28.13	84.9	**5.51**	**6.4**	SR9	12/10/2014 18:15	28.39	95.7	6.18	4.4
SR9	12/10/2014 0:20	28.16	93.2	6.03	3.2	SR9	12/10/2014 6:20	28.03	85.2	**5.55**	3.2	SR9	12/10/2014 12:20	28.10	84.6	**5.51**	**7.4**	SR9	12/10/2014 18:20	28.39	95.3	6.15	4.3
SR9	12/10/2014 0:25	28.17	93.4	6.05	3.1	SR9	12/10/2014 6:25	28.04	85.3	**5.56**	3.2	SR9	12/10/2014 12:25	28.12	85.7	**5.57**	**5.9**	SR9	12/10/2014 18:25	28.39	94.0	6.07	4.6
SR9	12/10/2014 0:30	28.19	94.3	6.10	3.5	SR9	12/10/2014 6:30	28.02	85.6	**5.56**	3.2	SR9	12/10/2014 12:30	28.14	85.9	**5.58**	**6.0**	SR9	12/10/2014 18:30	28.37	93.7	6.04	4.2
SR9	12/10/2014 0:35	28.20	94.6	6.12	3.4	SR9	12/10/2014 6:35	28.04	85.5	**5.56**	3.3	SR9	12/10/2014 12:35	28.13	85.9	**5.58**	**6.2**	SR9	12/10/2014 18:35	28.36	93.6	6.04	**4.8**
SR9	12/10/2014 0:40	28.18	94.0	6.08	3.2	SR9	12/10/2014 6:40	28.05	85.6	**5.57**	3.3	SR9	12/10/2014 12:40	28.15	85.8	**5.57**	**5.9**	SR9	12/10/2014 18:40	28.35	95.6	6.18	4.6
SR9	12/10/2014 0:45	28.21	94.3	6.10	3.2	SR9	12/10/2014 6:45	28.05	82.4	**5.35**	4.1	SR9	12/10/2014 12:45	28.15	85.8	**5.57**	**5.8**	SR9	12/10/2014 18:45	28.35	94.4	6.12	4.6
SR9	12/10/2014 0:50	28.21	93.3	6.03	3.0	SR9	12/10/2014 6:50	28.06	82.5	**5.36**	4.4	SR9	12/10/2014 12:50	28.12	85.5	**5.56**	**5.8**	SR9	12/10/2014 18:50	28.34	95.6	6.19	**4.8**
SR9	12/10/2014 0:55	28.21	93.3	6.03	3.1	SR9	12/10/2014 6:55	28.04	82.4	**5.35**	4.3	SR9	12/10/2014 12:55	28.15	86.0	**5.58**	**5.6**	SR9	12/10/2014 18:55	28.33	95.3	6.17	**5.2**
SR9	12/10/2014 1:00	28.20	93.2	6.03	3.3	SR9	12/10/2014 7:00	28.02	82.4	**5.36**	4.0	SR9	12/10/2014 13:00	28.15	85.8	**5.57**	**6.4**	SR9	12/10/2014 19:00	28.32	94.5	6.11	**5.6**
SR9	12/10/2014 1:05	28.20	93.2	6.02	3.3	SR9	12/10/2014 7:05	28.02	84.8	**5.51**	3.9	SR9	12/10/2014 13:05	28.17	86.1	**5.59**	**5.7**	SR9	12/10/2014 19:05	28.33	94.1	6.09	**5.1**
SR9	12/10/2014 1:10	28.18	92.4	5.97	3.1	SR9	12/10/2014 7:10	27.99	84.1	**5.46**	3.9	SR9	12/10/2014 13:10	28.18	86.1	**5.59**	**5.8**	SR9	12/10/2014 19:10	28.32	93.8	6.07	**5.2**
SR9	12/10/2014 1:15	28.19	92.5	5.98	3.2	SR9	12/10/2014 7:15	27.98	84.0	**5.46**	3.8	SR9	12/10/2014 13:15	28.20	86.1	**5.59**	**5.6**	SR9	12/10/2014 19:15	28.31	93.9	6.07	**4.8**
SR9	12/10/2014 1:20	28.18	91.6	**5.93**	3.1	SR9	12/10/2014 7:20	27.98	84.5	**5.49**	4.2	SR9	12/10/2014 13:20	28.21	86.7	**5.63**	**5.5**	SR9	12/10/2014 19:20	28.32	93.8	6.07	**4.8**
SR9	12/10/2014 1:25	28.18	91.8	**5.94**	3.4	SR9	12/10/2014 7:25	27.97	83.8	**5.45**	**4.9**	SR9	12/10/2014 13:25	28.23	87.1	**5.64**	**5.8**	SR9	12/10/2014 19:25	28.31	93.7	6.06	**4.9**
SR9	12/10/2014 1:30	28.16	92.0	**5.95**	3.2	SR9	12/10/2014 7:30	27.96	83.4	**5.42**	4.6	SR9	12/10/2014 13:30	28.22	88.2	**5.71**	**5.8**	SR9	12/10/2014 19:30	28.30	93.9	6.07	4.6
SR9	12/10/2014 1:35	28.17	92.4	5.97	3.2	SR9	12/10/2014 7:35	27.94	82.5	**5.37**	**5.0**	SR9	12/10/2014 13:35	28.26	87.9	**5.69**	**6.0**	SR9	12/10/2014 19:35	28.30	94.0	6.08	**4.8**
SR9	12/10/2014 1:40	28.16	92.4	5.98	3.3	SR9	12/10/2014 7:40	27.93	83.4	**5.43**	**5.2**	SR9	12/10/2014 13:40	28.27	86.8	**5.63**	**5.5**	SR9	12/10/2014 19:40	28.29	92.0	**5.95**	4.5
SR9	12/10/2014 1:45	28.17	92.1	**5.96**	3.5	SR9	12/10/2014 7:45	27.91	82.3	**5.36**	**5.8**	SR9	12/10/2014 13:45	28.30	87.7	**5.68**	**5.2**	SR9	12/10/2014 19:45	28.28	92.9	6.01	**4.9**
SR9	12/10/2014 1:50	28.16	90.8	**5.88**	3.1	SR9	12/10/2014 7:50	27.89	82.3	**5.37**	**5.5**	SR9	12/10/2014 13:50	28.29	88.5	**5.73**	**5.2**	SR9	12/10/2014 19:50	28.28	92.6	6.00	**4.8**
SR9	12/10/2014 1:55	28.17	91.0	**5.89**	3.3	SR9	12/10/2014 7:55	27.90	81.2	**5.30**	**5.8**	SR9	12/10/2014 13:55	28.29	89.2	**5.78**	**5.4**	SR9	12/10/2014 19:55	28.27	92.9	6.02	**4.8**
SR9	12/10/2014 2:00	28.14	90.3	**5.85**	3.1	SR9	12/10/2014 8:00	27.91	81.9	**5.34**	**6.4**	SR9	12/10/2014 14:00	28.30	90.2	**5.85**	**5.0**	SR9	12/10/2014 20:00	28.26	92.4	5.99	**5.0**
SR9	12/10/2014 2:05	28.14	90.1	**5.83**	3.5	SR9	12/10/2014 8:05	27.91	82.0	**5.35**	**7.0**	SR9	12/10/2014 14:05	28.31	90.4	**5.85**	**4.8**	SR9	12/10/2014 20:05	28.26	92.0	6.00	**4.8**
SR9	12/10/2014 2:10	28.12	89.8	**5.81**	3.2	SR9	12/10/2014 8:10	27.91	81.1	**5.29**	**7.7**	SR9	12/10/2014 14:10	28.32	90.9	**5.88**	**5.0**	SR9	12/10/2014 20:10	28.25	91.5	**5.92**	**5.0**
SR9	12/10/2014 2:15	28.11	90.0	**5.83**	3.2	SR9	12/10/2014 8:15	27.91	81.7	**5.32**	**7.9**	SR9	12/10/2014 14:15	28.38	92.6	5.99	**4.9**	SR9	12/10/2014 20:15	28.25	91.2	**5.92**	**5.0**
SR9	12/10/2014 2:20	28.12	90.5	**5.86**	3.4	SR9	12/10/2014 8:20	27.92	80.2	**5.22**	**12.2**	SR9	12/10/2014 14:20	28.45	96.9	6.25	3.9	SR9	12/10/2014 20:20	28.25	91.4	**5.92**	**5.0**
SR9	12/10/2014 2:25	28.11	91.2	**5.91**	3.4	SR9	12/10/2014 8:25	27.91	81.6	**5.32**	**7.6**	SR9	12/10/2014 14:25	28.44	96.0	6.18	3.9	SR9	12/10/2014 20:25	28.25	90.8	**5.88**	**5.3**
SR9	12/10/2014 2:30	28.11	90.3	**5.85**	3.5	SR9	12/10/2014 8:30	27.92	81.2	**5.29**	**9.0**	SR9	12/10/2014 14:30	28.42	95.7	6.18	4.2	SR9	12/10/2014 20:30	28.24	91.0	**5.90**	**5.0**
SR9	12/10/2014 2:35	28.10	89.8	**5.82**	3.3	SR9	12/10/2014 8:35	27.91	79.1	**5.16**	**7.8**	SR9	12/10/2014 14:35	28.45	97.0	6.27	4.2	SR9	12/10/2014 20:35	28.25	91.0	**5.90**	**5.3**
SR9	12/10/2014 2:40	28.08	89.2	**5.78**	3.2	SR9	12/10/2014 8:40	27.92	79.4	**5.18**	**9.2**	SR9	12/10/2014 14:40	28.46	97.0	6.26	**5.7**	SR9	12/10/2014 20:40	28.25	90.8	**5.88**	**4.9**
SR9	12/10/2014 2:45	28.08	89.0	**5.77**	3.2	SR9	12/10/2014 8:45	27.92	80.8	**5.27**	**10.9**	SR9	12/10/2014 14:45	28.48	98.4	6.35	4.0	SR9	12/10/2014 20:45	28.24	90.6	**5.87**	**5.2**
SR9	12/10/2014 2:50	28.08	88.8	**5.75**	3.2	SR9	12/10/2014 8:50	27.92	80.4	**5.24**	**9.7**	SR9	12/10/2014 14:50	28.47	97.9	6.32	3.9	SR9	12/10/2014 20:50	28.23	90.1	**5.84**	4.4
SR9	12/10/2014 2:55	28.08	89.6	**5.81**	3.3	SR9	12/10/2014 8:55	27.92	81.5	**5.31**	**7.1**	SR9	12/10/2014 14:55	28.48	98.0	6.33	4.1	SR9	12/10/2014 20:55	28.23	89.6	**5.81**	4.5
SR9	12/10/2014 3:00	28.07	89.3	**5.79**	3.1	SR9	12/10/2014 9:00	27.92	81.7	**5.30**	**7.2**	SR9	12/10/2014 15:00	28.48	98.4	6.35	**4.8**	SR9	12/10/2014 21:00	28.22	89.9	**5.83**	4.7
SR9	12/10/2014 3:05	28.06	89.7	**5.82**	3.1	SR9	12/10/2014 9:05	27.92	81.3	**5.29**	**8.6**	SR9	12/10/2014 15:05	28.47	97.2	6.27	3.7	SR9	12/10/2014 21:05	28.22	88.3	**5.73**	4.5
SR9	12/10/2014 3:10	28.07	89.8	**5.82**	3.1	SR9	12/10/2014 9:10	27.92	80.9	**5.26**	**6.8**	SR9	12/10/2014 15:10	28.48	97.8	6.31	4.5	SR9	12/10/2014 21:10	28.22	90.1	**5.84**	**4.9**
SR9	12/10/2014 3:15	28.08	89.3	**5.79**	3.1	SR9	12/10/2014 9:15	27.92	82.1	**5.34**	**5.7**	SR9	12/10/2014 15:15	28.47	97.2	6.27	4.5	SR9	12/10/2014 21:15	28.21	89.3	**5.78**	4.6
SR9	12/10/2014 3:20	28.07	89.0	**5.77**	3.1	SR9	12/10/2014 9:20	27.93	81.6	**5.31**	**6.6**	SR9	12/10/2014 15:20	28.47	97.5	6.28	**5.1**	SR9	12/10/2014 21:20	28.22	89.9	**5.83**	4.6
SR9	12/10/2014 3:25	28.08	89.8	**5.82**	3.3	SR9	12/10/2014 9:25	27.94	81.8	**5.32**	**6.3**	SR9	12/10/2014 15:25	28.45	96.6	6.23	**5.1**	SR9	12/10/2014 21:25	28.21	89.4	**5.87**	**4.9**
SR9	12/10/2014 3:30	28.07	89.5	**5.80**	3.1	SR9	12/10/2014 9:30	27.95	82.5	**5.36**	**6.4**	SR9	12/10/2014 15:30	28.47	96.3	6.21	4.4	SR9	12/10/2014 21:30	28.21	89.0	**5.85**	**4.9**
SR9	12/10/2014 3:35	28.09	90.2	**5.85**	3.1	SR9	12/10/2014 9:35	27.94	81.9	**5.32**	**7.9**	SR9	12/10/2014 15:35	28.48	97.3	6.27	4.6	SR9	12/10/2014 21:35	28.20	87.8	**5.76**	4.7
SR9	12/10/2014 3:40	28.09	88.7	**5.74**	3.0	SR9	12/10/2014 9:40	27.96	83.0	**5.40**	**5.7**	SR9	12/10/2014 15:40	28.47	97.2	6.26	**4.9**	SR9	12/10/2014 21:40	28.20	87.7	**5.75**	**4.8**
SR9	12/10/2014 3:45	28.10	90.0	**5.83**	3.3	SR9	12/10/2014 9:45	27.96	83.2	**5.41**	**6.5**	SR9	12/10/2014 15:45	28.47	97.1	6.25	4.5	SR9	12/10/2014 21:45	28.20	87.9	**5.77**	**4.9**
SR9	12/10/2014 3:50	28.09	89.2	**5.79**	3.0	SR9	12/10/2014 9:50	27.96	83.2	**5.42**	**5.9**	SR9	12/10/2014 15:50	28.45	97.5	6.28	4.7	SR9	12/10/2014 21:50	28.19	87.0	**5.71**	**5.2**
SR9	12/10/2014 3:55	28.10	89.4	**5.79**	3.0	SR9	12/10/2014 9:55	27.98	83.0	**5.40**	**5.6**	SR9	12/10/2014 15:55	28.44	96.9	6.24	**5.0**	SR9	12/10/2014 21:55	28.19	86.3	**5.66**	**5.3**
SR9	12/10/2014 4:00	28.10	90.5	**5.87**	3.2	SR9	12/10/2014 10:00	27.99	83.8	**5.45**	**6.4**	SR9	12/10/2014 16:00	28.44	96.4	6.21	**5.3**	SR9	12/10/2014 22:00	28.19	86.9	**5.70**	**5.0**
SR9	12/10/2014 4:05	28.10	89.9	**5.83**	2.8	SR9	12/10/2014 10:05	27.99	83.7	**5.44**	**5.9**	SR9	12/10/2014 16:05	28.44	96.1	6.19	4.5	SR9	12/10/2014 22:05	28.18	87.2	**5.72**	**5.0**
SR9	12/10/2014 4:10	28.10	86.6	**5.61**	2.7	SR9	12/10/2014 10:10	28.00	83.9	**5.47**	**5.8**	SR9	12/10/2014 16:10	28.43	96.2	6.20	**4.8**	SR9	12/10/2014 22:10	28.17	86.1	**5.65**	**4.9**
SR9	12/10/2014 4:15	28.10	89.5	**5.80**	3.0	SR9	12/10/2014 10:15	28.00	83.0	**5.39**	**5.9**	SR9	12/10/2014 16:15	28.43	97.0	6.26	4.7	SR9	12/10/2014 22:15	28.17	87.4	**5.73**	**5.4**
SR9	12/10/2014 4:20	28.09	88.9	**5.76**	2.9	SR9	12/10/2014 10:20	28.02	84.2	**5.48**	**6.3**	SR9	12/10/2014 16:20	28.42	99.8	6.44	**6.4**	SR9	12/10/2014 22:20	28.15	85.7	**5.63**	**4.9**
SR9	12/10/2014 4:25	28.08	88.3	**5.72**	3.2	SR9	12/10/2014 10:25	28.01	83.4	**5.42**	**5.7**	SR9	12/10/2014 16:25	28.43	100.5	6.49	4.3	SR9	12/10/2014 22:25	28.16	86.3	**5.67**	**5.1**
SR9	12/10/2014 4:30	28.08	86.6	**5.61**	3.5	SR9	12/10/2014 10:30	28.01	83.4	**5.42**	**5.7**	SR9	12/10/2014 16:30	28.41	100.2	6.47	4.2	SR9	12/10/2014 22:30	28.16	85.9	**5.64**	**5.2**
SR9	12/10/2014 4:35	28.07	86.8	**5.62**	3.2	SR9	12/10/2014 10:35	28.02	83.3	**5.42**	**5.7**	SR9	12/10/2014 16:35	28.42	99.6	6.42	4.6	SR9	12/10/2014 22:35	28.15	85.9	**5.63**	**5.2**
SR9	12/10/2014 4:40	28.07	84.9	**5.50**	3.1	SR9	12/10/2014 10:40	28.02	82.8	**5.39**	**6.0**	SR9	12/10/2014 16:40	28.41	99.1	6.39	4.4	SR9	12/10/2014 22:40	28.15	85.9	**5.63**	**5.0**
SR9	12/10/2014 4:45	28.07	84.8	**5.50**	3.2	SR9	12/10/2014 10:45	28.02	82.2	**5.36**	**6.2**	SR9	12/10/2014 16:45	28.42	101.5	6.55	4.6	SR9	12/10/2014 22:45	28.14	86.1	**5.66**	**5.4**
SR9	12/10/2014 4:50	28.07	84.0	**5.44**	3.0	SR9	12/10/2014 10:50	28.02	82.6	**5.37**	**6.2**	SR9	12/10/2014 16:50	28.41	99.8	6.44	4.3	SR9	12/10/2014 22:50	28.15	86.4	**5.68**	**5.9**
SR9	12/10/2014 4:55	28.07	84.5	**5.48**	3.4	SR9	12/10/2014 10:55	28.01	81.8	**5.33**	**6.2**	SR9	12/10/2014 16:55	28.41	99.4	6.42	4.6	SR9	12/10/2014 22:55	28.15	86.1	**5.67**	**6.6**
SR9	12/10/2014 5:00	28.07	84.6	**5.49**	3.3	SR9	12/10/2014 11:00	28.02	83.1	**5.42**	**6.6**	SR9	12/10/2014 17:00	28.40	97.7	6.31	4.3	SR9	12/10/2014 23:00	28.15	86.5	**5.69**	**6.2**
SR9	12/10/2014 5:05	28.07	85.2	**5.53**	3.3	SR9	12/10/2014 11:05	28.01	81.0	**5.28**	**6.0**	SR9	12/10/2014 17:05	28.41	96.3	6.21	4.7	SR9	12/10/2014 23:05	28.15	86.7	**5.71**	**6.4**
SR9	12/10/2014 5:10	28.07	85.3	**5.53**	3.3	SR9	12/10/2014 11:10	28.03	83.0	**5.41**	**6.4**	SR9	12/10/2014 17:10	28.41	96.3	6.21	4.7	SR9	12/10/2014 23:10	28.15	86.4	**5.69**	**6.6**
SR9	12/10/2014 5:15	28.06	84.7	**5.50**	3.8	SR9	12/10/2014 11:15	28.01	82.7	**5.39**	**6.4**	SR9	12/10/2014 17:15	28.41	97.4	6.28	4.5	SR9	12/10/2014 23:15	28.15	86.4	**5.69**	**7.0**
SR9	12/10/2014 5:20	28.06	84.9	**5.50**	3.3	SR9	12/10/2014 11:20	28.02	82.6	**5.39**	**7.3**	SR9	12/10/2014 17:20	28.41	98.1	6.32	4.6	SR9	12/10/2014 23:20	28.16	87.5	**5.74**	**7.3**
SR9	12/10/2014 5:25	28.07	86.1	**5.58**	3.1	SR9	12/10/2014 11:25	28.04	82.7	**5.40**	**7.3**	SR9	12/10/2014 17:25	28.40	97.9	6.32	4.6	SR9	12/10/2014 23:25	28.14	85.7	**5.63**	**6.1**
SR9	12/10/2014 5:30	28.05	85.1	**5.52**	4.2	SR9	12/10/2014 11:30	28.04	83.2	**5.42**	**7.6**	SR9	12/10/2014 17:30	28.40	98.5	6.35	3.9	SR9	12/10/2014 23:30	28.15	86.4	**5.70**	**6.3**
SR9	12/10/2014 5:35	28.04	85.1	**5.53**	3.3	SR9	12/10/2014 11:35	28.03	83.4	**5.44**	**7.6**	SR9	12/10/2014 17:35	28.41	98.7	6.37	3.9	SR9	12/10/2014 23:35	28.16	86.7	**5.72**	**7.6**
SR9	12/10/2014 5:40	28.03	85.0	**5.53**	3.5	SR9	12/10/2014 11:40	28.06	82.9	**5.39**	**7.6**	SR9	12/10/2014 17:40	28.42	99.0	6.39	4.1	SR9	12/10/2014 23:40	28.15	86.5	**5.71**	**7.1**
SR9	12/10/2014 5:45	28.03	83.3	**5.43**	3.4	SR9	12/10/2014 11:45	28.05	83.3	**5.42**	**7.4**	SR9	12/10/2014 17:45	28.41	98.8	6.38	4.0	SR9	12/10/2014 23:45	28.15	85.9	**5.67**	**7.4**
SR9	12/10/2014 5:50	28.02	84.1	**5.48**	3.3	SR9	12/10/2014 11:50	28.07	83.5	**5.43**	**7.1**	SR9	12/10/2014 17:50	28.41	98.5	6.36	4.2	SR9	12/10/2014 23:50	28.14	86.5	**5.68**	**7.3**
SR9	12/10/2014 5:55	28.04	84.5	**5.50**	3.4	SR9	12/10/2014 11:55	28.09	84.2	**5.47**	**8.2**	SR9	12/10/2014 17:55	28.40	98.5	6.36	3.9	SR9	12/10/2014 23:55	28.15	86.0	**5.67**	**7.3**

Station	Timestamp	Temp (°C)	DO (%)	DO (mg/L)	Tur (NTU)	Station	Timestamp	Temp (°C)	DO (%)	DO (mg/L)	Tur (NTU)	Station	Timestamp	Temp (°C)	DO (%)	DO (mg/L)	Tur (NTU)	Station	Timestamp	Temp (°C)	DO (%)	DO (mg/L)	Tur (NTU)
SR10	12/10/2014 0:00	28.72	81.8	**5.28**	3.8	SR10	12/10/2014 6:00	28.56	80.3	**5.20**	**5.2**	SR10	12/10/2014 12:00	28.59	78.0	**5.06**	1.6	SR10	12/10/2014 18:00	28.71	85.5	**5.52**	4.0
SR10	12/10/2014 0:05	28.71	80.6	**5.20**	4.6	SR10	12/10/2014 6:05	28.57	80.3	**5.20**	**6.3**	SR10	12/10/2014 12:05	28.59	76.8	**4.98**	1.8	SR10	12/10/2014 18:05	28.69	85.9	**5.55**	3.0
SR10	12/10/2014 0:10	28.71	80.7	**5.21**	3.6	SR10	12/10/2014 6:10	28.56	80.4	**5.21**	**5.1**	SR10	12/10/2014 12:10	28.60	78.0	**5.05**	1.8	SR10	12/10/2014 18:10	28.70	86.2	**5.57**	3.3
SR10	12/10/2014 0:15	28.71	81.4	**5.25**	3.4	SR10	12/10/2014 6:15	28.55	80.4	**5.21**	**5.4**	SR10	12/10/2014 12:15	28.62	77.5	**5.02**	1.5	SR10	12/10/2014 18:15	28.69	86.1	**5.57**	2.7
SR10	12/10/2014 0:20	28.71	80.5	**5.19**	3.4	SR10	12/10/2014 6:20	28.50	79.6	**5.17**	3.7	SR10	12/10/2014 12:20	28.65	79.8	**5.17**	1.6	SR10	12/10/2014 18:20	28.71	85.8	**5.54**	3.3
SR10	12/10/2014 0:25	28.69	79.3	**5.12**	2.7	SR10	12/10/2014 6:25	28.51	79.7	**5.17**	4.2	SR10	12/10/2014 12:25	28.69	82.9	**5.37**	1.5	SR10	12/10/2014 18:25	28.71	85.7	**5.54**	2.7
SR10	12/10/2014 0:30	28.72	80.9	**5.22**	4.2	SR10	12/10/2014 6:30	28.49	79.2	**5.14**	3.5	SR10	12/10/2014 12:30	28.72	84.7	**5.48**	1.9	SR10	12/10/2014 18:30	28.66	86.1	**5.57**	2.4
SR10	12/10/2014 0:35	28.71	80.9	**5.22**	3.7	SR10	12/10/2014 6:35	28.48	79.1	**5.14**	3.9	SR10	12/10/2014 12:35	28.73	84.6	**5.47**	1.4	SR10	12/10/2014 18:35	28.69	85.7	**5.54**	2.8
SR10	12/10/2014 0:40	28.70	79.9	**5.15**	3.1	SR10	12/10/2014 6:40	28.50	79.2	**5.14**	3.6	SR10	12/10/2014 12:40	28.74	84.0	**5.43**	1.6	SR10	12/10/2014 18:40	28.75	85.5	**5.52**	3.4
SR10	12/10/2014 0:45	28.69	80.1	**5.17**	3.3	SR10	12/10/2014 6:45	28.50	79.1	**5.14**	3.4	SR10	12/10/2014 12:45	28.73	84.2	**5.45**	1.8	SR10	12/10/2014 18:45	28.68	85.6	**5.54**	2.3
SR10	12/10/2014 0:50	28.69	79.5	**5.13**	2.9	SR10	12/10/2014 6:50	28.48	78.9	**5.12**	3.3	SR10	12/10/2014 12:50	28.72	83.7	**5.41**	1.7	SR10	12/10/2014 18:50	28.69	84.9	**5.49**	3.1
SR10	12/10/2014 0:55	28.70	78.2	**5.05**	3.4	SR10	12/10/2014 6:55	28.49	78.6	**5.10**	3.4	SR10	12/10/2014 12:55	28.73	80.6	**5.21**	2.2	SR10	12/10/2014 18:55	28.70	83.3	**5.38**	**5.3**
SR10	12/10/2014 1:00	28.69	79.1	**5.11**	3.2	SR10	12/10/2014 7:00	28.49	77.9	**5.06**	3.3	SR10	12/10/2014 13:00	28.73	84.1	**5.44**	1.9	SR10	12/10/2014 19:00	28.70	82.3	**5.32**	3.3
SR10	12/10/2014 1:05	28.69	78.7	**5.08**	3.4	SR10	12/10/2014 7:05	28.46	78.2	**5.08**	3.2	SR10	12/10/2014 13:05	28.73	81.8	**5.29**	1.7	SR10	12/10/2014 19:05	28.68	81.0	**5.24**	2.6
SR10	12/10/2014 1:10	28.70	78.9	**5.09**	3.3	SR10	12/10/2014 7:10	28.49	75.9	**4.93**	4.5	SR10	12/10/2014 13:10	28.75	81.7	**5.29**	1.7	SR10	12/10/2014 19:10	28.66	84.7	**5.48**	2.4
SR10	12/10/2014 1:15	28.69	78.0	**5.03**	3.4	SR10	12/10/2014 7:15	28.51	74.7	**4.84**	**4.9**	SR10	12/10/2014 13:15	28.77	82.2	**5.31**	1.6	SR10	12/10/2014 19:15	28.67	83.9	**5.43**	2.5
SR10	12/10/2014 1:20	28.69	76.7	**4.95**	3.2	SR10	12/10/2014 7:20	28.53	76.7	**4.97**	**6.7**	SR10	12/10/2014 13:20	28.76	80.8	**5.23**	1.9	SR10	12/10/2014 19:20	28.68	83.5	**5.40**	2.6
SR10	12/10/2014 1:25	28.69	76.0	**4.91**	3.8	SR10	12/10/2014 7:25	28.49	78.6	**5.10**	3.6	SR10	12/10/2014 13:25	28.78	82.1	**5.31**	1.4	SR10	12/10/2014 19:25	28.68	81.8	**5.29**	2.3
SR10	12/10/2014 1:30	28.69	77.3	**4.99**	4.0	SR10	12/10/2014 7:30	28.51	80.2	**5.20**	4.1	SR10	12/10/2014 13:30	28.78	82.8	**5.35**	1.4	SR10	12/10/2014 19:30	28.67	81.6	**5.28**	2.7
SR10	12/10/2014 1:35	28.69	75.1	**4.85**	3.5	SR10	12/10/2014 7:35	28.48	79.6	**5.16**	4.2	SR10	12/10/2014 13:35	28.82	84.5	**5.46**	1.2	SR10	12/10/2014 19:35	28.67	83.1	**5.38**	2.2
SR10	12/10/2014 1:40	28.69	74.1	**4.78**	4.0	SR10	12/10/2014 7:40	28.44	80.0	**5.20**	4.5	SR10	12/10/2014 13:40	28.94	86.7	**5.59**	1.3	SR10	12/10/2014 19:40	28.69	83.0	**5.37**	2.5
SR10	12/10/2014 1:45	28.69	75.5	**4.87**	3.2	SR10	12/10/2014 7:45	28.44	79.7	**5.18**	4.0	SR10	12/10/2014 13:45	28.93	86.0	**5.54**	1.3	SR10	12/10/2014 19:45	28.71	82.7	**5.35**	2.5
SR10	12/10/2014 1:50	28.69	76.3	**4.93**	4.2	SR10	12/10/2014 7:50	28.43	79.7	**5.18**	3.1	SR10	12/10/2014 13:50	28.95	87.0	**5.61**	1.4	SR10	12/10/2014 19:50	28.68	83.7	**5.41**	2.4
SR10	12/10/2014 1:55	28.68	74.9	**4.83**	3.9	SR10	12/10/2014 7:55	28.46	79.7	**5.18**	3.3	SR10	12/10/2014 13:55	28.91	83.6	**5.39**	1.4	SR10	12/10/2014 19:55	28.63	84.1	**5.45**	2.4
SR10	12/10/2014 2:00	28.68	74.7	**4.82**	**6.0**	SR10	12/10/2014 8:00	28.44	79.5	**5.17**	2.9	SR10	12/10/2014 14:00	28.92	85.0	**5.48**	1.5	SR10	12/10/2014 20:00	28.64	83.9	**5.44**	2.4
SR10	12/10/2014 2:05	28.68	73.3	**4.73**	4.2	SR10	12/10/2014 8:05	28.45	79.8	**5.18**	2.9	SR10	12/10/2014 14:05	28.85	78.0	**5.03**	1.7	SR10	12/10/2014 20:05	28.63	83.4	**5.40**	2.2
SR10	12/10/2014 2:10	28.68	74.2	**4.79**	4.3	SR10	12/10/2014 8:10	28.43	79.9	**5.20**	2.6	SR10	12/10/2014 14:10	28.82	75.6	**4.88**	1.7	SR10	12/10/2014 20:10	28.63	83.1	**5.38**	2.4
SR10	12/10/2014 2:15	28.68	72.7	**4.69**	3.6	SR10	12/10/2014 8:15	28.44	79.8	**5.19**	3.1	SR10	12/10/2014 14:15	28.74	73.4	**4.75**	2.4	SR10	12/10/2014 20:15	28.62	82.9	**5.37**	2.3
SR10	12/10/2014 2:20	28.67	75.1	**4.85**	3.5	SR10	12/10/2014 8:20	28.44	80.2	**5.22**	2.5	SR10	12/10/2014 14:20	28.75	73.5	**4.75**	3.1	SR10	12/10/2014 20:20	28.62	83.1	**5.38**	2.4
SR10	12/10/2014 2:25	28.67	74.3	**4.80**	3.8	SR10	12/10/2014 8:25	28.43	80.4	**5.23**	2.5	SR10	12/10/2014 14:25	28.73	72.9	**4.71**	2.4	SR10	12/10/2014 20:25	28.62	82.8	**5.36**	2.5
SR10	12/10/2014 2:30	28.67	75.3	**4.86**	3.6	SR10	12/10/2014 8:30	28.46	80.0	**5.20**	2.8	SR10	12/10/2014 14:30	28.74	74.5	**4.82**	2.5	SR10	12/10/2014 20:30	28.61	82.5	**5.34**	2.3
SR10	12/10/2014 2:35	28.67	74.7	**4.82**	3.9	SR10	12/10/2014 8:35	28.46	80.3	**5.22**	2.7	SR10	12/10/2014 14:35	28.71	74.8	**4.83**	2.9	SR10	12/10/2014 20:35	28.58	82.7	**5.36**	2.4
SR10	12/10/2014 2:40	28.68	75.5	**4.87**	3.8	SR10	12/10/2014 8:40	28.48	80.6	**5.23**	3.0	SR10	12/10/2014 14:40	28.72	74.3	**4.80**	2.9	SR10	12/10/2014 20:40	28.59	81.4	**5.28**	2.4
SR10	12/10/2014 2:45	28.66	73.8	**4.76**	3.6	SR10	12/10/2014 8:45	28.47	80.5	**5.23**	3.0	SR10	12/10/2014 14:45	28.69	74.1	**4.79**	3.2	SR10	12/10/2014 20:45	28.60	81.8	**5.30**	2.3
SR10	12/10/2014 2:50	28.66	74.7	**4.83**	3.4	SR10	12/10/2014 8:50	28.46	80.6	**5.24**	2.8	SR10	12/10/2014 14:50	28.68	78.5	**5.07**	3.4	SR10	12/10/2014 20:50	28.60	80.6	**5.22**	2.5
SR10	12/10/2014 2:55	28.67	69.8	**4.50**	3.8	SR10	12/10/2014 8:55	28.46	80.9	**5.25**	2.8	SR10	12/10/2014 14:55	28.66	80.1	**5.18**	4.1	SR10	12/10/2014 20:55	28.58	81.5	**5.28**	2.4
SR10	12/10/2014 3:00	28.66	70.3	**4.54**	3.2	SR10	12/10/2014 9:00	28.48	80.6	**5.23**	2.8	SR10	12/10/2014 15:00	28.68	79.5	**5.14**	3.3	SR10	12/10/2014 21:00	28.57	79.8	**5.17**	2.5
SR10	12/10/2014 3:05	28.66	71.3	**4.60**	3.7	SR10	12/10/2014 9:05	28.47	78.2	**5.08**	2.6	SR10	12/10/2014 15:05	28.69	78.0	**5.04**	3.4	SR10	12/10/2014 21:05	28.58	80.1	**5.19**	2.4
SR10	12/10/2014 3:10	28.67	77.2	**4.98**	4.1	SR10	12/10/2014 9:10	28.47	77.8	**5.05**	2.7	SR10	12/10/2014 15:10	28.69	78.1	**5.05**	3.3	SR10	12/10/2014 21:10	28.57	79.9	**5.18**	2.7
SR10	12/10/2014 3:15	28.66	74.0	**4.78**	3.5	SR10	12/10/2014 9:15	28.47	76.9	**4.99**	2.7	SR10	12/10/2014 15:15	28.68	79.1	**5.11**	3.2	SR10	12/10/2014 21:15	28.55	79.9	**5.18**	2.0
SR10	12/10/2014 3:20	28.67	76.3	**4.92**	3.8	SR10	12/10/2014 9:20	28.47	76.4	**4.96**	2.9	SR10	12/10/2014 15:20	28.69	79.0	**5.10**	3.1	SR10	12/10/2014 21:20	28.53	79.1	**5.13**	2.5
SR10	12/10/2014 3:25	28.66	72.6	**4.69**	3.7	SR10	12/10/2014 9:25	28.47	76.4	**4.96**	2.6	SR10	12/10/2014 15:25	28.69	78.7	**5.08**	3.3	SR10	12/10/2014 21:25	28.54	81.4	**5.28**	1.7
SR10	12/10/2014 3:30	28.65	71.6	**4.62**	3.2	SR10	12/10/2014 9:30	28.47	78.0	**5.07**	2.5	SR10	12/10/2014 15:30	28.71	78.3	**5.06**	3.4	SR10	12/10/2014 21:30	28.54	79.7	**5.17**	2.1
SR10	12/10/2014 3:35	28.64	75.4	**4.87**	3.6	SR10	12/10/2014 9:35	28.47	77.5	**5.03**	2.4	SR10	12/10/2014 15:35	28.71	79.0	**5.10**	3.5	SR10	12/10/2014 21:35	28.56	77.9	**5.05**	2.2
SR10	12/10/2014 3:40	28.64	78.1	**5.05**	**7.3**	SR10	12/10/2014 9:40	28.46	77.0	**5.00**	2.7	SR10	12/10/2014 15:40	28.69	80.5	**5.20**	3.9	SR10	12/10/2014 21:40	28.57	77.3	**5.01**	2.2
SR10	12/10/2014 3:45	28.66	80.6	**5.20**	3.6	SR10	12/10/2014 9:45	28.47	75.0	**4.87**	2.4	SR10	12/10/2014 15:45	28.71	79.3	**5.12**	3.2	SR10	12/10/2014 21:45	28.53	77.8	**5.04**	2.0
SR10	12/10/2014 3:50	28.64	79.1	**5.11**	3.0	SR10	12/10/2014 9:50	28.47	74.1	**4.81**	2.3	SR10	12/10/2014 15:50	28.70	82.3	**5.32**	3.5	SR10	12/10/2014 21:50	28.56	77.7	**5.04**	2.1
SR10	12/10/2014 3:55	28.65	79.7	**5.14**	**8.4**	SR10	12/10/2014 9:55	28.47	74.0	**4.81**	2.4	SR10	12/10/2014 15:55	28.70	82.4	**5.33**	2.9	SR10	12/10/2014 21:55	28.57	78.5	**5.09**	2.3
SR10	12/10/2014 4:00	28.64	80.0	**5.17**	2.9	SR10	12/10/2014 10:00	28.47	73.8	**4.79**	2.4	SR10	12/10/2014 16:00	28.71	83.1	**5.37**	2.9	SR10	12/10/2014 22:00	28.58	77.8	**5.04**	2.3
SR10	12/10/2014 4:05	28.64	80.5	**5.20**	2.8	SR10	12/10/2014 10:05	28.47	77.9	**5.06**	2.1	SR10	12/10/2014 16:05	28.72	82.9	**5.36**	2.6	SR10	12/10/2014 22:05	28.59	77.4	**5.01**	2.8
SR10	12/10/2014 4:10	28.71	82.4	**5.32**	**15.2**	SR10	12/10/2014 10:10	28.47	77.1	**5.01**	2.2	SR10	12/10/2014 16:10	28.74	84.3	**5.45**	2.2	SR10	12/10/2014 22:10	28.59	76.0	**4.92**	2.9
SR10	12/10/2014 4:15	28.73	82.6	**5.33**	3.8	SR10	12/10/2014 10:15	28.48	77.0	**5.00**	2.2	SR10	12/10/2014 16:15	28.75	84.1	**5.43**	2.5	SR10	12/10/2014 22:15	28.60	75.7	**4.90**	2.8
SR10	12/10/2014 4:20	28.72	82.8	**5.34**	3.7	SR10	12/10/2014 10:20	28.48	76.4	**4.96**	2.3	SR10	12/10/2014 16:20	28.80	85.7	**5.52**	2.6	SR10	12/10/2014 22:20	28.59	75.3	**4.88**	2.5
SR10	12/10/2014 4:25	28.75	83.5	**5.38**	4.7	SR10	12/10/2014 10:25	28.49	79.4	**5.16**	2.2	SR10	12/10/2014 16:25	28.82	85.6	**5.52**	2.4	SR10	12/10/2014 22:25	28.57	75.5	**4.89**	2.3
SR10	12/10/2014 4:30	28.75	83.7	**5.39**	3.8	SR10	12/10/2014 10:30	28.50	80.0	**5.19**	2.1	SR10	12/10/2014 16:30	28.78	84.8	**5.47**	3.1	SR10	12/10/2014 22:30	28.63	80.6	**5.21**	3.1
SR10	12/10/2014 4:35	28.73	83.7	**5.40**	**5.3**	SR10	12/10/2014 10:35	28.50	80.0	**5.19**	2.1	SR10	12/10/2014 16:35	28.82	85.6	**5.52**	2.8	SR10	12/10/2014 22:35	28.63	81.4	**5.26**	3.7
SR10	12/10/2014 4:40	28.60	81.9	**5.30**	**5.2**	SR10	12/10/2014 10:40	28.51	80.7	**5.24**	2.5	SR10	12/10/2014 16:40	28.87	86.3	**5.56**	3.0	SR10	12/10/2014 22:40	28.64	80.7	**5.22**	3.5
SR10	12/10/2014 4:45	28.62	81.8	**5.29**	**6.2**	SR10	12/10/2014 10:45	28.51	80.9	**5.25**	1.9	SR10	12/10/2014 16:45	28.87	86.3	**5.56**	2.3	SR10	12/10/2014 22:45	28.63	80.9	**5.24**	3.4
SR10	12/10/2014 4:50	28.60	81.6	**5.28**	**5.4**	SR10	12/10/2014 10:50	28.50	79.9	**5.18**	1.8	SR10	12/10/2014 16:50	28.86	86.6	**5.58**	2.3	SR10	12/10/2014 22:50	28.63	80.9	**5.23**	3.2
SR10	12/10/2014 4:55	28.60	81.3	**5.26**	**6.1**	SR10	12/10/2014 10:55	28.52	81.9	**5.31**	1.8	SR10	12/10/2014 16:55	28.82	86.0	**5.55**	1.9	SR10	12/10/2014 22:55	28.61	80.2	**5.19**	3.1
SR10	12/10/2014 5:00	28.58	80.8	**5.23**	**6.2**	SR10	12/10/2014 11:00	28.52	81.1	**5.27**	1.8	SR10	12/10/2014 17:00	28.85	86.9	**5.60**	2.1	SR10	12/10/2014 23:00	28.61	80.6	**5.22**	3.1
SR10	12/10/2014 5:05	28.55	80.5	**5.21**	**7.7**	SR10	12/10/2014 11:05	28.51	77.3	**5.02**	2.1	SR10	12/10/2014 17:05	28.85	86.9	**5.60**	2.5	SR10	12/10/2014 23:05	28.59	81.2	**5.25**	3.3
SR10	12/10/2014 5:10	28.56	80.3	**5.20**	**5.9**	SR10	12/10/2014 11:10	28.51	77.8	**5.05**	2.0	SR10	12/10/2014 17:10	28.85	87.5	**5.64**	2.3	SR10	12/10/2014 23:10	28.57	81.5	**5.28**	3.2
SR10	12/10/2014 5:15	28.57	80.4	**5.21**	**5.2**	SR10	12/10/2014 11:15	28.53	78.7	**5.11**	2.0	SR10	12/10/2014 17:15	28.87	87.1	**5.61**	1.7	SR10	12/10/2014 23:15	28.59	80.5	**5.21**	3.4
SR10	12/10/2014 5:20	28.54	80.3	**5.21**	**5.4**	SR10	12/10/2014 11:20	28.54	79.8	**5.18**	1.7	SR10	12/10/2014 17:20	28.88	87.9	**5.67**	1.8	SR10	12/10/2014 23:20	28.57	81.1	**5.25**	2.9
SR10	12/10/2014 5:25	28.55	80.0	**5.18**	**11.4**	SR10	12/10/2014 11:25	28.54	80.7	**5.24**	1.8	SR10	12/10/2014 17:25	28.88	86.8	**5.59**	2.0	SR10	12/10/2014 23:25	28.54	82.5	**5.35**	3.0
SR10	12/10/2014 5:30	28.56	80.1	**5.19**	**9.2**	SR10	12/10/2014 11:30	28.54	79.6	**5.17**	1.7	SR10	12/10/2014 17:30	28.89	87.2	**5.62**	1.8	SR10	12/10/2014 23:30	28.56	82.6	**5.35**	3.5
SR10	12/10/2014 5:35	28.55	80.1	**5.19**	**12.5**	SR10	12/10/2014 11:35	28.54	78.1	**5.07**	1.9	SR10	12/10/2014 17:35	28.89	86.7	**5.59**	1.9	SR10	12/10/2014 23:35	28.55	83.5	**5.41**	3.3
SR10	12/10/2014 5:40	28.56	80.0	**5.19**	**9.9**	SR10	12/10/2014 11:40	28.56	79.1	**5.13**	1.8	SR10	12/10/2014 17:40	28.85	86.4	**5.57**	2.4	SR10	12/10/2014 23:40	28.56	83.5	**5.41**	3.5
SR10	12/10/2014 5:45	28.56	80.1	**5.19**	**8.5**	SR10	12/10/2014 11:45	28.60	81.8	**5.30**	1.4	SR10	12/10/2014 17:45	28.83	85.3	**5.50**	2.9	SR10	12/10/2014 23:45	28.58	83.5	**5.41**	3.6
SR10	12/10/2014 5:50	28.56	80.2	**5.20**	**6.4**	SR10	12/10/2014 11:50	28.59	80.1	**5.19**	1.6	SR10	12/10/2014 17:50	28.75	85.2	**5.50**	3.6	SR10	12/10/2014 23:50	28.60	83.5	**5.40**	4.3
SR10	12/10/2014 5:55	28.55	80.4	**5.21**	**5.3**	SR10	12/10/2014 11:55	28.59	80.2	**5.20**	1.6	SR10	12/10/2014 17:55	28.75	86.2	**5.56**	3.6	SR10	12/10/2014 23:55	28.56	83.5	**5.41**	3.6

Station	Timestamp	Temp (°C)	DO (%)	DO (mg/L)	Tur (NTU)	Station	Timestamp	Temp (°C)	DO (%)	DO (mg/L)	Tur (NTU)	Station	Timestamp	Temp (°C)	DO (%)	DO (mg/L)	Tur (NTU)	Station	Timestamp	Temp (°C)	DO (%)	DO (mg/L)	Tur (NTU)
SR11	12/10/2014 0:00	28.77	80.2	**5.24**	1.9	SR11	12/10/2014 6:00	28.62	65.5	**4.30**	2.0	SR11	12/10/2014 12:00	28.69	83.6	**5.49**	3.0	SR11	12/10/2014 18:00	28.80	71.7	**4.71**	1.1
SR11	12/10/2014 0:05	28.74	81.7	**5.35**	2.8	SR11	12/10/2014 6:05	28.58	69.6	**4.57**	1.1	SR11	12/10/2014 12:05	28.73	84.0	**5.52**	3.0	SR11	12/10/2014 18:05	28.81	74.5	**4.88**	1.6
SR11	12/10/2014 0:10	28.77	79.7	**5.21**	1.9	SR11	12/10/2014 6:10	28.62	66.8	**4.38**	1.6	SR11	12/10/2014 12:10	28.75	83.9	**5.51**	3.4	SR11	12/10/2014 18:10	28.81	72.4	**4.75**	1.4
SR11	12/10/2014 0:15	28.74	81.4	**5.32**	1.6	SR11	12/10/2014 6:15	28.60	68.5	**4.49**	1.3	SR11	12/10/2014 12:15	28.74	83.7	**5.50**	2.2	SR11	12/10/2014 18:15	28.79	70.8	**4.64**	1.7
SR11	12/10/2014 0:20	28.78	81.3	**5.32**	2.1	SR11	12/10/2014 6:20	28.60	69.0	**4.53**	1.9	SR11	12/10/2014 12:20	28.73	84.0	**5.52**	4.0	SR11	12/10/2014 18:20	28.83	75.5	**4.95**	0.6
SR11	12/10/2014 0:25	28.76	81.3	**5.31**	2.0	SR11	12/10/2014 6:25	28.57	69.2	**4.55**	1.1	SR11	12/10/2014 12:25	28.76	84.2	**5.53**	1.8	SR11	12/10/2014 18:25	28.79	70.6	**4.63**	1.7
SR11	12/10/2014 0:30	28.75	82.8	**5.42**	1.9	SR11	12/10/2014 6:30	28.57	71.4	**4.69**	1.2	SR11	12/10/2014 12:30	28.78	84.0	**5.51**	1.9	SR11	12/10/2014 18:30	28.84	75.7	**4.96**	0.9
SR11	12/10/2014 0:35	28.76	83.0	**5.43**	2.1	SR11	12/10/2014 6:35	28.59	69.0	**4.53**	1.8	SR11	12/10/2014 12:35	28.88	84.1	**5.51**	2.3	SR11	12/10/2014 18:35	28.80	72.0	**4.72**	1.4
SR11	12/10/2014 0:40	28.76	80.5	**5.27**	2.3	SR11	12/10/2014 6:40	28.59	70.1	**4.60**	1.0	SR11	12/10/2014 12:40	28.86	84.4	**5.53**	1.8	SR11	12/10/2014 18:40	28.83	74.0	**4.85**	1.3
SR11	12/10/2014 0:45	28.79	77.8	**5.09**	2.4	SR11	12/10/2014 6:45	28.59	69.6	**4.57**	1.0	SR11	12/10/2014 12:45	28.86	84.6	**5.54**	2.7	SR11	12/10/2014 18:45	28.83	72.3	**4.73**	1.1
SR11	12/10/2014 0:50	28.76	79.4	**5.19**	2.2	SR11	12/10/2014 6:50	28.57	68.4	**4.49**	1.1	SR11	12/10/2014 12:50	28.90	84.9	**5.56**	2.0	SR11	12/10/2014 18:50	28.81	70.0	**4.59**	1.4
SR11	12/10/2014 0:55	28.75	81.6	**5.33**	1.9	SR11	12/10/2014 6:55	28.59	69.8	**4.58**	1.1	SR11	12/10/2014 12:55	28.78	84.8	**5.57**	1.7	SR11	12/10/2014 18:55	28.81	69.8	**4.58**	1.2
SR11	12/10/2014 1:00	28.75	81.5	**5.33**	2.0	SR11	12/10/2014 7:00	28.58	69.4	**4.56**	1.1	SR11	12/10/2014 13:00	29.02	84.6	**5.53**	1.4	SR11	12/10/2014 19:00	28.82	72.6	**4.76**	0.8
SR11	12/10/2014 1:05	28.76	77.2	**5.04**	2.2	SR11	12/10/2014 7:05	28.60	70.1	**4.60**	1.0	SR11	12/10/2014 13:05	29.01	85.4	**5.58**	1.7	SR11	12/10/2014 19:05	28.81	70.3	**4.61**	1.1
SR11	12/10/2014 1:10	28.76	76.8	**5.02**	2.2	SR11	12/10/2014 7:10	28.58	69.1	**4.53**	1.4	SR11	12/10/2014 13:10	29.05	85.0	**5.55**	2.1	SR11	12/10/2014 19:10	28.84	74.3	**4.87**	0.6
SR11	12/10/2014 1:15	28.77	75.1	**4.91**	2.4	SR11	12/10/2014 7:15	28.60	68.7	**4.51**	1.9	SR11	12/10/2014 13:15	29.02	84.6	**5.53**	1.6	SR11	12/10/2014 19:15	28.82	70.7	**4.63**	1.3
SR11	12/10/2014 1:20	28.77	68.3	**4.47**	3.1	SR11	12/10/2014 7:20	28.58	68.4	**4.49**	1.2	SR11	12/10/2014 13:20	29.04	85.2	**5.57**	1.8	SR11	12/10/2014 19:20	28.81	69.9	**4.58**	1.3
SR11	12/10/2014 1:25	28.76	64.7	**4.23**	2.9	SR11	12/10/2014 7:25	28.61	69.3	**4.55**	1.2	SR11	12/10/2014 13:25	28.99	85.0	**5.56**	1.5	SR11	12/10/2014 19:25	28.82	69.9	**4.58**	1.4
SR11	12/10/2014 1:30	28.76	63.7	**4.17**	3.1	SR11	12/10/2014 7:30	28.57	68.7	**4.51**	0.8	SR11	12/10/2014 13:30	29.24	85.8	**5.59**	1.3	SR11	12/10/2014 19:30	28.81	68.0	**4.46**	1.1
SR11	12/10/2014 1:35	28.75	65.1	**4.26**	3.6	SR11	12/10/2014 7:35	28.57	68.0	**4.46**	1.0	SR11	12/10/2014 13:35	29.08	85.3	**5.57**	1.5	SR11	12/10/2014 19:35	28.81	69.4	**4.55**	1.2
SR11	12/10/2014 1:40	28.75	66.4	**4.34**	3.1	SR11	12/10/2014 7:40	28.59	68.1	**4.47**	1.2	SR11	12/10/2014 13:40	29.00	86.0	**5.63**	1.9	SR11	12/10/2014 19:40	28.80	69.4	**4.54**	2.3
SR11	12/10/2014 1:45	28.74	69.1	**4.52**	1.7	SR11	12/10/2014 7:45	28.59	69.4	**4.55**	0.9	SR11	12/10/2014 13:45	29.12	85.7	**5.59**	1.5	SR11	12/10/2014 19:45	28.82	70.1	**4.59**	0.9
SR11	12/10/2014 1:50	28.74	68.9	**4.50**	1.9	SR11	12/10/2014 7:50	28.58	68.3	**4.47**	1.2	SR11	12/10/2014 13:50	28.78	85.3	**5.60**	2.1	SR11	12/10/2014 19:50	28.81	68.6	**4.50**	0.7
SR11	12/10/2014 1:55	28.74	66.3	**4.34**	2.6	SR11	12/10/2014 7:55	28.58	64.7	**4.25**	1.7	SR11	12/10/2014 13:55	28.84	85.0	**5.57**	2.0	SR11	12/10/2014 19:55	28.81	68.4	**4.48**	1.3
SR11	12/10/2014 2:00	28.73	63.0	**4.12**	2.5	SR11	12/10/2014 8:00	28.58	69.9	**4.59**	0.9	SR11	12/10/2014 14:00	28.80	84.7	**5.56**	1.9	SR11	12/10/2014 20:00	28.82	68.1	**4.46**	0.6
SR11	12/10/2014 2:05	28.73	67.0	**4.38**	2.3	SR11	12/10/2014 8:05	28.58	65.6	**4.30**	1.2	SR11	12/10/2014 14:05	28.79	85.4	**5.60**	1.8	SR11	12/10/2014 20:05	28.81	68.5	**4.49**	1.1
SR11	12/10/2014 2:10	28.73	63.7	**4.17**	2.4	SR11	12/10/2014 8:10	28.58	67.7	**4.44**	1.4	SR11	12/10/2014 14:10	28.75	80.3	**5.27**	2.2	SR11	12/10/2014 20:10	28.83	67.2	**4.40**	0.5
SR11	12/10/2014 2:15	28.73	67.7	**4.43**	1.5	SR11	12/10/2014 8:15	28.58	68.1	**4.46**	1.1	SR11	12/10/2014 14:15	28.78	77.8	**5.10**	2.5	SR11	12/10/2014 20:15	28.81	68.9	**4.52**	1.1
SR11	12/10/2014 2:20	28.73	66.6	**4.35**	1.1	SR11	12/10/2014 8:20	28.58	68.8	**4.52**	1.3	SR11	12/10/2014 14:20	28.80	77.1	**5.06**	3.2	SR11	12/10/2014 20:20	28.81	69.1	**4.53**	1.2
SR11	12/10/2014 2:25	28.72	67.8	**4.44**	1.1	SR11	12/10/2014 8:25	28.57	69.3	**4.55**	0.8	SR11	12/10/2014 14:25	28.82	70.9	**4.65**	**4.8**	SR11	12/10/2014 20:25	28.79	72.5	**4.75**	2.0
SR11	12/10/2014 2:30	28.72	68.4	**4.47**	1.0	SR11	12/10/2014 8:30	28.58	66.9	**4.39**	1.7	SR11	12/10/2014 14:30	28.81	71.3	**4.67**	3.7	SR11	12/10/2014 20:30	28.79	72.4	**4.75**	2.3
SR11	12/10/2014 2:35	28.72	68.4	**4.48**	1.2	SR11	12/10/2014 8:35	28.60	64.4	**4.23**	2.7	SR11	12/10/2014 14:35	28.83	74.7	**4.90**	**6.3**	SR11	12/10/2014 20:35	28.79	69.8	**4.57**	1.7
SR11	12/10/2014 2:40	28.71	65.5	**4.29**	1.1	SR11	12/10/2014 8:40	28.58	67.8	**4.45**	1.3	SR11	12/10/2014 14:40	28.82	73.0	**4.79**	2.2	SR11	12/10/2014 20:40	28.78	67.7	**4.43**	2.5
SR11	12/10/2014 2:45	28.71	64.6	**4.23**	1.7	SR11	12/10/2014 8:45	28.61	65.3	**4.28**	3.5	SR11	12/10/2014 14:45	28.88	76.1	**4.99**	3.7	SR11	12/10/2014 20:45	28.78	67.5	**4.43**	1.4
SR11	12/10/2014 2:50	28.71	64.9	**4.24**	1.4	SR11	12/10/2014 8:50	28.59	67.3	**4.42**	1.7	SR11	12/10/2014 14:50	28.86	73.2	**4.79**	2.1	SR11	12/10/2014 20:50	28.78	66.9	**4.38**	1.6
SR11	12/10/2014 2:55	28.73	69.5	**4.55**	2.0	SR11	12/10/2014 8:55	28.59	66.6	**4.37**	1.5	SR11	12/10/2014 14:55	28.85	73.4	**4.80**	2.2	SR11	12/10/2014 20:55	28.79	68.9	**4.51**	0.8
SR11	12/10/2014 3:00	28.72	66.9	**4.37**	1.0	SR11	12/10/2014 9:00	28.59	68.4	**4.49**	2.3	SR11	12/10/2014 15:00	28.88	74.2	**4.86**	2.5	SR11	12/10/2014 21:00	28.78	69.5	**4.55**	1.8
SR11	12/10/2014 3:05	28.71	64.5	**4.22**	1.5	SR11	12/10/2014 9:05	28.61	67.6	**4.44**	4.1	SR11	12/10/2014 15:05	28.91	73.0	**4.78**	1.6	SR11	12/10/2014 21:05	28.79	68.1	**4.47**	1.2
SR11	12/10/2014 3:10	28.71	65.1	**4.26**	1.3	SR11	12/10/2014 9:10	28.63	67.4	**4.42**	**6.7**	SR11	12/10/2014 15:10	28.91	74.4	**4.87**	1.6	SR11	12/10/2014 21:10	28.78	69.3	**4.54**	2.7
SR11	12/10/2014 3:15	28.72	65.5	**4.29**	1.3	SR11	12/10/2014 9:15	28.57	67.8	**4.46**	2.0	SR11	12/10/2014 15:15	28.87	73.2	**4.80**	2.1	SR11	12/10/2014 21:15	28.77	69.7	**4.57**	1.7
SR11	12/10/2014 3:20	28.71	65.3	**4.28**	1.8	SR11	12/10/2014 9:20	28.57	70.9	**4.66**	1.2	SR11	12/10/2014 15:20	28.90	73.4	**4.81**	1.5	SR11	12/10/2014 21:20	28.77	71.9	**4.71**	2.4
SR11	12/10/2014 3:25	28.71	65.4	**4.28**	1.5	SR11	12/10/2014 9:25	28.56	70.6	**4.64**	1.6	SR11	12/10/2014 15:25	28.90	72.5	**4.75**	1.4	SR11	12/10/2014 21:25	28.77	67.6	**4.43**	1.8
SR11	12/10/2014 3:30	28.72	69.4	**4.54**	1.6	SR11	12/10/2014 9:30	28.62	70.4	**4.61**	4.3	SR11	12/10/2014 15:30	28.87	72.5	**4.75**	1.8	SR11	12/10/2014 21:30	28.76	66.2	**4.34**	2.5
SR11	12/10/2014 3:35	28.71	66.2	**4.34**	1.4	SR11	12/10/2014 9:35	28.60	69.9	**4.59**	2.5	SR11	12/10/2014 15:35	28.89	72.4	**4.74**	1.5	SR11	12/10/2014 21:35	28.76	66.1	**4.33**	1.3
SR11	12/10/2014 3:40	28.71	69.6	**4.56**	1.2	SR11	12/10/2014 9:40	28.59	71.6	**4.71**	1.9	SR11	12/10/2014 15:40	28.90	73.4	**4.81**	0.9	SR11	12/10/2014 21:40	28.75	65.8	**4.31**	1.1
SR11	12/10/2014 3:45	28.71	69.0	**4.52**	0.9	SR11	12/10/2014 9:45	28.59	80.0	**5.25**	1.9	SR11	12/10/2014 15:45	28.88	72.0	**4.72**	1.1	SR11	12/10/2014 21:45	28.71	72.3	**4.74**	1.1
SR11	12/10/2014 3:50	28.71	68.7	**4.50**	1.2	SR11	12/10/2014 9:50	28.60	80.4	**5.28**	2.0	SR11	12/10/2014 15:50	28.89	72.7	**4.76**	1.1	SR11	12/10/2014 21:50	28.71	73.3	**4.81**	1.7
SR11	12/10/2014 3:55	28.71	68.7	**4.50**	1.2	SR11	12/10/2014 9:55	28.60	80.8	**5.32**	2.7	SR11	12/10/2014 15:55	28.88	71.9	**4.71**	1.0	SR11	12/10/2014 21:55	28.71	74.3	**4.88**	1.7
SR11	12/10/2014 4:00	28.71	70.9	**4.64**	1.2	SR11	12/10/2014 10:00	28.61	82.5	**5.42**	2.3	SR11	12/10/2014 16:00	28.85	72.1	**4.73**	1.1	SR11	12/10/2014 22:00	28.69	74.4	**4.89**	1.3
SR11	12/10/2014 4:05	28.71	70.9	**4.64**	1.0	SR11	12/10/2014 10:05	28.61	82.2	**5.40**	2.2	SR11	12/10/2014 16:05	28.85	71.2	**4.66**	1.2	SR11	12/10/2014 22:05	28.68	72.7	**4.78**	1.4
SR11	12/10/2014 4:10	28.70	71.0	**4.65**	1.1	SR11	12/10/2014 10:10	28.61	82.6	**5.43**	2.3	SR11	12/10/2014 16:10	28.84	71.7	**4.70**	1.3	SR11	12/10/2014 22:10	28.67	76.0	**4.99**	1.5
SR11	12/10/2014 4:15	28.70	71.2	**4.66**	1.1	SR11	12/10/2014 10:15	28.61	82.6	**5.44**	2.1	SR11	12/10/2014 16:15	28.87	72.0	**4.72**	0.9	SR11	12/10/2014 22:15	28.64	73.3	**4.82**	1.1
SR11	12/10/2014 4:20	28.70	65.8	**4.31**	1.0	SR11	12/10/2014 10:20	28.62	82.4	**5.41**	2.2	SR11	12/10/2014 16:20	28.87	72.0	**4.72**	1.1	SR11	12/10/2014 22:20	28.74	80.0	**5.25**	2.5
SR11	12/10/2014 4:25	28.69	69.0	**4.51**	1.1	SR11	12/10/2014 10:25	28.62	81.9	**5.38**	2.2	SR11	12/10/2014 16:25	28.85	71.0	**4.66**	1.1	SR11	12/10/2014 22:25	28.68	79.1	**5.19**	1.8
SR11	12/10/2014 4:30	28.69	69.8	**4.57**	0.9	SR11	12/10/2014 10:30	28.64	83.1	**5.46**	2.2	SR11	12/10/2014 16:30	28.85	72.3	**4.74**	0.6	SR11	12/10/2014 22:30	28.67	73.9	**4.86**	1.3
SR11	12/10/2014 4:35	28.68	66.2	**4.34**	1.1	SR11	12/10/2014 10:35	28.64	82.6	**5.44**	2.2	SR11	12/10/2014 16:35	28.83	72.9	**4.78**	1.0	SR11	12/10/2014 22:35	28.66	72.2	**4.74**	1.2
SR11	12/10/2014 4:40	28.70	65.0	**4.26**	1.4	SR11	12/10/2014 10:40	28.65	82.9	**5.45**	2.4	SR11	12/10/2014 16:40	28.82	75.5	**4.95**	1.3	SR11	12/10/2014 22:40	28.65	74.1	**4.87**	1.3
SR11	12/10/2014 4:45	28.70	65.6	**4.30**	1.3	SR11	12/10/2014 10:45	28.65	83.3	**5.48**	2.5	SR11	12/10/2014 16:45	28.82	73.9	**4.85**	0.9	SR11	12/10/2014 22:45	28.65	74.1	**4.87**	1.4
SR11	12/10/2014 4:50	28.69	66.0	**4.32**	1.6	SR11	12/10/2014 10:50	28.65	83.4	**5.48**	2.8	SR11	12/10/2014 16:50	28.82	74.0	**4.85**	0.8	SR11	12/10/2014 22:50	28.66	72.4	**4.76**	1.5
SR11	12/10/2014 4:55	28.69	67.2	**4.40**	1.6	SR11	12/10/2014 10:55	28.65	83.2	**5.47**	2.5	SR11	12/10/2014 16:55	28.82	74.6	**4.89**	0.9	SR11	12/10/2014 22:55	28.68	71.3	**4.68**	1.6
SR11	12/10/2014 5:00	28.69	67.8	**4.44**	1.5	SR11	12/10/2014 11:00	28.66	83.4	**5.48**	2.5	SR11	12/10/2014 17:00	28.83	77.3	**5.07**	0.6	SR11	12/10/2014 23:00	28.67	74.9	**4.92**	1.3
SR11	12/10/2014 5:05	28.68	67.2	**4.40**	1.0	SR11	12/10/2014 11:05	28.66	83.6	**5.49**	2.1	SR11	12/10/2014 17:05	28.82	75.0	**4.92**	1.7	SR11	12/10/2014 23:05	28.65	73.3	**4.81**	1.2
SR11	12/10/2014 5:10	28.69	67.4	**4.41**	1.7	SR11	12/10/2014 11:10	28.66	83.6	**5.49**	2.1	SR11	12/10/2014 17:10	28.84	75.1	**4.93**	1.3	SR11	12/10/2014 23:10	28.65	73.8	**4.85**	1.3
SR11	12/10/2014 5:15	28.68	62.4	**4.08**	1.6	SR11	12/10/2014 11:15	28.67	83.5	**5.48**	2.5	SR11	12/10/2014 17:15	28.83	76.3	**5.00**	1.0	SR11	12/10/2014 23:15	28.64	75.2	**4.94**	1.5
SR11	12/10/2014 5:20	28.66	65.3	**4.28**	1.4	SR11	12/10/2014 11:20	28.68	83.5	**5.49**	2.4	SR11	12/10/2014 17:20	28.82	74.5	**4.89**	1.2	SR11	12/10/2014 23:20	28.66	71.7	**4.71**	1.6
SR11	12/10/2014 5:25	28.67	62.3	**4.08**	1.8	SR11	12/10/2014 11:25	28.69	83.5	**5.49**	2.7	SR11	12/10/2014 17:25	28.82	74.8	**4.91**	0.7	SR11	12/10/2014 23:25	28.64	73.3	**4.82**	1.5
SR11	12/10/2014 5:30	28.63	64.9	**4.26**	0.9	SR11	12/10/2014 11:30	28.69	83.9	**5.51**	2.2	SR11	12/10/2014 17:30	28.80	73.4	**4.81**	1.2	SR11	12/10/2014 23:30	28.64	70.7	**4.65**	1.8
SR11	12/10/2014 5:35	28.63	64.7	**4.24**	0.9	SR11	12/10/2014 11:35	28.70	83.9	**5.51**	2.4	SR11	12/10/2014 17:35	28.81	73.9	**4.85**	0.8	SR11	12/10/2014 23:35	28.60	75.1	**4.94**	2.1
SR11	12/10/2014 5:40	28.63	64.7	**4.24**	1.2	SR11	12/10/2014 11:40	28.72	83.9	**5.51**	2.2	SR11	12/10/2014 17:40	28.81	75.3	**4.94**	0.6	SR11	12/10/2014 23:40	28.62	71.1	**4.68**	1.8
SR11	12/10/2014 5:45	28.62	63.9	**4.19**	1.5	SR11	12/10/2014 11:45	28.73	84.4	**5.54**	2.3	SR11	12/10/2014 17:45	28.80	72.3	**4.75**	1.0	SR11	12/10/2014 23:45	28.59	74.6	**4.91**	1.8
SR11	12/10/2014 5:50	28.61	63.0	**4.12**	1.7	SR11	12/10/2014 11:50	28.72	84.5	**5.55**	**8.7**	SR11	12/10/2014 17:50	28.81	73.7	**4.84**	0.7	SR11	12/10/2014 23:50	28.59	74.5	**4.90**	1.9
SR11	12/10/2014 5:55	28.59	69.3	**4.54**	1.2	SR11	12/10/2014 11:55	28.73	84.3	**5.54**	3.0	SR11	12/10/2014 17:55	28.79	71.4	**4.69**	0.9	SR11	12/10/2014 23:55	28.60	74.7	**4.91**	1.9

Station	Timestamp	Temp (°C)	DO (%)	DO (mg/L)	Tur (NTU)	Station	Timestamp	Temp (°C)	DO (%)	DO (mg/L)	Tur (NTU)	Station	Timestamp	Temp (°C)	DO (%)	DO (mg/L)	Tur (NTU)	Station	Timestamp	Temp (°C)	DO (%)	DO (mg/L)	Tur (NTU)
SR12	12/10/2014 0:01	28.59	68.4	4.44	4.9	SR12	12/10/2014 6:01	28.56	72.8	4.73	**12.4**	SR12	12/10/2014 12:01	28.63	67.1	4.35	6.8	SR12	12/10/2014 18:01	28.69	72.1	4.69	4.0
SR12	12/10/2014 0:06	28.60	66.8	4.34	5.5	SR12	12/10/2014 6:06	28.55	72.3	4.70	**11.9**	SR12	12/10/2014 12:06	28.64	69.9	4.54	6.6	SR12	12/10/2014 18:06	28.69	72.8	4.73	4.1
SR12	12/10/2014 0:11	28.60	66.7	4.33	6.6	SR12	12/10/2014 6:11	28.55	72.9	4.74	**10.7**	SR12	12/10/2014 12:11	28.64	69.6	4.51	7.4	SR12	12/10/2014 18:11	28.69	72.6	4.72	5.0
SR12	12/10/2014 0:16	28.60	66.0	4.28	5.4	SR12	12/10/2014 6:16	28.55	72.4	4.71	**10.1**	SR12	12/10/2014 12:16	28.65	68.2	4.42	5.3	SR12	12/10/2014 18:16	28.69	71.3	4.64	5.0
SR12	12/10/2014 0:21	28.61	65.5	4.25	5.8	SR12	12/10/2014 6:21	28.55	72.9	4.74	**10.2**	SR12	12/10/2014 12:21	28.63	66.3	4.30	**13.6**	SR12	12/10/2014 18:21	28.69	71.2	4.63	5.1
SR12	12/10/2014 0:26	28.61	65.2	4.23	5.6	SR12	12/10/2014 6:26	28.53	72.9	4.74	9.9	SR12	12/10/2014 12:26	28.73	70.5	4.57	4.7	SR12	12/10/2014 18:26	28.69	70.9	4.61	5.1
SR12	12/10/2014 0:31	28.57	67.0	4.36	4.6	SR12	12/10/2014 6:31	28.52	73.0	4.75	9.6	SR12	12/10/2014 12:31	28.72	69.3	4.49	5.3	SR12	12/10/2014 18:31	28.69	71.6	4.65	5.1
SR12	12/10/2014 0:36	28.56	67.0	4.36	4.3	SR12	12/10/2014 6:36	28.53	72.7	4.73	9.9	SR12	12/10/2014 12:36	28.76	70.5	4.57	5.7	SR12	12/10/2014 18:36	28.69	70.7	4.59	5.2
SR12	12/10/2014 0:41	28.56	67.3	4.38	4.2	SR12	12/10/2014 6:41	28.53	72.5	4.71	9.7	SR12	12/10/2014 12:41	28.75	69.2	4.48	4.6	SR12	12/10/2014 18:41	28.69	69.0	4.48	5.0
SR12	12/10/2014 0:46	28.55	69.1	4.50	3.8	SR12	12/10/2014 6:46	28.52	72.6	4.73	**11.6**	SR12	12/10/2014 12:46	28.74	68.6	4.45	4.1	SR12	12/10/2014 18:46	28.69	70.4	4.57	5.6
SR12	12/10/2014 0:51	28.58	68.6	4.46	4.1	SR12	12/10/2014 6:51	28.52	72.4	4.71	9.3	SR12	12/10/2014 12:51	28.72	68.0	4.41	4.3	SR12	12/10/2014 18:51	28.68	68.9	4.47	5.5
SR12	12/10/2014 0:56	28.58	67.5	4.39	3.9	SR12	12/10/2014 6:56	28.52	72.3	4.71	9.5	SR12	12/10/2014 12:56	28.67	67.5	4.38	5.2	SR12	12/10/2014 18:56	28.67	68.7	4.46	5.6
SR12	12/10/2014 1:01	28.59	67.1	4.37	4.9	SR12	12/10/2014 7:01	28.52	71.7	4.67	8.3	SR12	12/10/2014 13:01	28.71	68.2	4.42	4.0	SR12	12/10/2014 19:01	28.67	68.1	4.42	6.3
SR12	12/10/2014 1:06	28.59	67.5	4.39	4.3	SR12	12/10/2014 7:06	28.52	71.6	4.66	8.7	SR12	12/10/2014 13:06	28.74	67.8	4.40	4.2	SR12	12/10/2014 19:06	28.66	67.4	4.37	7.2
SR12	12/10/2014 1:11	28.59	67.6	4.39	4.3	SR12	12/10/2014 7:11	28.51	71.7	4.67	**13.2**	SR12	12/10/2014 13:11	28.73	67.8	4.39	4.5	SR12	12/10/2014 19:11	28.66	66.9	4.34	5.7
SR12	12/10/2014 1:16	28.60	67.2	4.37	4.6	SR12	12/10/2014 7:16	28.50	72.1	4.70	9.3	SR12	12/10/2014 13:16	28.70	67.5	4.38	5.0	SR12	12/10/2014 19:16	28.65	66.7	4.33	6.3
SR12	12/10/2014 1:21	28.61	67.7	4.40	5.4	SR12	12/10/2014 7:21	28.51	72.3	4.70	8.3	SR12	12/10/2014 13:21	28.70	67.1	4.35	4.5	SR12	12/10/2014 19:21	28.65	67.9	4.41	5.1
SR12	12/10/2014 1:26	28.61	67.7	4.40	5.1	SR12	12/10/2014 7:26	28.54	71.8	4.67	**13.5**	SR12	12/10/2014 13:26	28.69	67.1	4.35	4.9	SR12	12/10/2014 19:26	28.65	67.9	4.41	5.3
SR12	12/10/2014 1:31	28.61	67.6	4.40	5.3	SR12	12/10/2014 7:31	28.54	71.2	4.64	**14.2**	SR12	12/10/2014 13:31	28.68	67.2	4.36	5.0	SR12	12/10/2014 19:31	28.64	67.8	4.40	5.3
SR12	12/10/2014 1:36	28.62	67.4	4.38	5.4	SR12	12/10/2014 7:36	28.54	71.7	4.67	**12.3**	SR12	12/10/2014 13:36	28.69	66.8	4.33	4.6	SR12	12/10/2014 19:36	28.64	67.5	4.38	5.9
SR12	12/10/2014 1:41	28.62	67.2	4.37	5.3	SR12	12/10/2014 7:41	28.54	71.1	4.62	**10.6**	SR12	12/10/2014 13:41	28.71	67.4	4.37	5.5	SR12	12/10/2014 19:41	28.64	66.7	4.33	5.0
SR12	12/10/2014 1:46	28.62	67.8	4.40	6.3	SR12	12/10/2014 7:46	28.54	71.2	4.63	**10.1**	SR12	12/10/2014 13:46	28.73	69.0	4.47	5.5	SR12	12/10/2014 19:46	28.64	67.0	4.35	5.7
SR12	12/10/2014 1:51	28.62	67.7	4.40	6.2	SR12	12/10/2014 7:51	28.54	71.6	4.66	**13.1**	SR12	12/10/2014 13:51	28.74	69.6	4.51	4.4	SR12	12/10/2014 19:51	28.64	66.6	4.32	6.1
SR12	12/10/2014 1:56	28.62	67.4	4.38	6.6	SR12	12/10/2014 7:56	28.55	70.9	4.61	**12.5**	SR12	12/10/2014 13:56	28.73	69.5	4.50	4.4	SR12	12/10/2014 19:56	28.64	67.8	4.40	6.0
SR12	12/10/2014 2:01	28.62	68.4	4.45	6.5	SR12	12/10/2014 8:01	28.54	71.1	4.62	**11.7**	SR12	12/10/2014 14:01	28.69	67.9	4.41	5.8	SR12	12/10/2014 20:01	28.64	67.4	4.37	6.3
SR12	12/10/2014 2:06	28.62	68.1	4.43	5.9	SR12	12/10/2014 8:06	28.54	70.5	4.59	**11.2**	SR12	12/10/2014 14:06	28.68	67.5	4.38	7.3	SR12	12/10/2014 20:06	28.63	66.7	4.33	6.0
SR12	12/10/2014 2:11	28.61	68.5	4.46	6.0	SR12	12/10/2014 8:11	28.55	69.7	4.53	**11.8**	SR12	12/10/2014 14:11	28.79	69.7	4.52	4.6	SR12	12/10/2014 20:11	28.62	67.4	4.38	5.8
SR12	12/10/2014 2:16	28.61	68.5	4.46	5.9	SR12	12/10/2014 8:16	28.55	69.5	4.52	**11.1**	SR12	12/10/2014 14:16	28.77	70.0	4.54	4.4	SR12	12/10/2014 20:16	28.64	66.9	4.34	6.0
SR12	12/10/2014 2:21	28.61	68.3	4.44	6.1	SR12	12/10/2014 8:21	28.55	68.9	4.48	**10.7**	SR12	12/10/2014 14:21	28.77	70.0	4.54	5.4	SR12	12/10/2014 20:21	28.63	67.5	4.38	6.1
SR12	12/10/2014 2:26	28.61	68.2	4.44	7.1	SR12	12/10/2014 8:26	28.55	68.7	4.47	9.5	SR12	12/10/2014 14:26	28.77	70.1	4.54	4.9	SR12	12/10/2014 20:26	28.63	67.1	4.36	5.9
SR12	12/10/2014 2:31	28.60	69.0	4.49	7.4	SR12	12/10/2014 8:31	28.54	68.8	4.48	8.0	SR12	12/10/2014 14:31	28.76	69.6	4.51	5.4	SR12	12/10/2014 20:31	28.62	66.7	4.33	5.2
SR12	12/10/2014 2:36	28.61	68.5	4.45	8.7	SR12	12/10/2014 8:36	28.55	68.5	4.45	7.8	SR12	12/10/2014 14:36	28.76	69.2	4.49	6.1	SR12	12/10/2014 20:36	28.63	66.8	4.33	5.3
SR12	12/10/2014 2:41	28.60	68.5	4.46	6.5	SR12	12/10/2014 8:41	28.56	67.5	4.39	8.2	SR12	12/10/2014 14:41	28.75	69.3	4.49	7.5	SR12	12/10/2014 20:41	28.63	66.8	4.34	5.9
SR12	12/10/2014 2:46	28.60	68.2	4.44	7.2	SR12	12/10/2014 8:46	28.55	67.8	4.41	6.9	SR12	12/10/2014 14:46	28.74	69.5	4.50	6.2	SR12	12/10/2014 20:46	28.63	67.7	4.40	6.1
SR12	12/10/2014 2:51	28.61	69.3	4.51	8.1	SR12	12/10/2014 8:51	28.55	67.8	4.41	9.0	SR12	12/10/2014 14:51	28.74	68.9	4.47	6.0	SR12	12/10/2014 20:51	28.62	66.4	4.31	5.1
SR12	12/10/2014 2:56	28.61	69.7	4.53	8.0	SR12	12/10/2014 8:56	28.55	68.1	4.43	7.7	SR12	12/10/2014 14:56	28.71	70.2	4.56	6.4	SR12	12/10/2014 20:56	28.62	66.6	4.32	5.3
SR12	12/10/2014 3:01	28.61	69.1	4.49	7.4	SR12	12/10/2014 9:01	28.55	68.0	4.42	6.9	SR12	12/10/2014 15:01	28.69	70.2	4.55	6.7	SR12	12/10/2014 21:01	28.63	67.4	4.38	5.6
SR12	12/10/2014 3:06	28.61	69.1	4.50	6.7	SR12	12/10/2014 9:06	28.55	68.0	4.42	6.6	SR12	12/10/2014 15:06	28.68	70.1	4.55	6.7	SR12	12/10/2014 21:06	28.63	67.7	4.40	5.7
SR12	12/10/2014 3:11	28.61	69.3	4.50	7.0	SR12	12/10/2014 9:11	28.55	68.2	4.43	7.4	SR12	12/10/2014 15:11	28.68	70.1	4.55	7.1	SR12	12/10/2014 21:11	28.62	67.1	4.36	5.5
SR12	12/10/2014 3:16	28.61	69.1	4.50	8.0	SR12	12/10/2014 9:16	28.56	68.4	4.45	7.3	SR12	12/10/2014 15:16	28.67	71.6	4.65	6.6	SR12	12/10/2014 21:16	28.63	67.2	4.36	5.5
SR12	12/10/2014 3:21	28.60	69.2	4.50	7.2	SR12	12/10/2014 9:21	28.55	68.1	4.43	7.3	SR12	12/10/2014 15:21	28.67	70.6	4.58	8.6	SR12	12/10/2014 21:21	28.63	67.0	4.35	5.3
SR12	12/10/2014 3:26	28.60	69.3	4.51	8.4	SR12	12/10/2014 9:26	28.56	67.5	4.39	7.5	SR12	12/10/2014 15:26	28.68	71.0	4.61	7.3	SR12	12/10/2014 21:26	28.63	66.7	4.33	5.4
SR12	12/10/2014 3:31	28.61	69.7	4.53	9.8	SR12	12/10/2014 9:31	28.56	68.2	4.44	7.2	SR12	12/10/2014 15:31	28.65	70.7	4.60	6.2	SR12	12/10/2014 21:31	28.62	66.0	4.29	5.6
SR12	12/10/2014 3:36	28.60	68.2	4.44	7.2	SR12	12/10/2014 9:36	28.56	68.1	4.43	6.9	SR12	12/10/2014 15:36	28.67	71.0	4.61	6.7	SR12	12/10/2014 21:36	28.61	66.1	4.29	4.9
SR12	12/10/2014 3:41	28.60	68.3	4.44	**10.1**	SR12	12/10/2014 9:41	28.56	67.5	4.39	6.4	SR12	12/10/2014 15:41	28.67	70.7	4.59	6.7	SR12	12/10/2014 21:41	28.62	65.0	4.22	4.8
SR12	12/10/2014 3:46	28.59	70.9	4.61	**11.7**	SR12	12/10/2014 9:46	28.56	67.4	4.39	7.2	SR12	12/10/2014 15:46	28.67	70.5	4.58	6.2	SR12	12/10/2014 21:46	28.64	66.0	4.28	5.7
SR12	12/10/2014 3:51	28.59	71.1	4.62	**10.7**	SR12	12/10/2014 9:51	28.56	66.6	4.33	6.5	SR12	12/10/2014 15:51	28.67	70.9	4.60	6.6	SR12	12/10/2014 21:51	28.62	65.1	4.22	5.0
SR12	12/10/2014 3:56	28.58	71.2	4.63	**10.3**	SR12	12/10/2014 9:56	28.57	66.7	4.33	6.2	SR12	12/10/2014 15:56	28.68	70.7	4.59	6.8	SR12	12/10/2014 21:56	28.63	64.9	4.21	6.0
SR12	12/10/2014 4:01	28.59	71.1	4.62	**12.0**	SR12	12/10/2014 10:01	28.57	67.3	4.38	6.3	SR12	12/10/2014 16:01	28.70	71.9	4.67	6.5	SR12	12/10/2014 22:01	28.64	64.1	4.16	5.0
SR12	12/10/2014 4:06	28.58	70.9	4.61	**11.8**	SR12	12/10/2014 10:06	28.57	65.9	4.28	9.9	SR12	12/10/2014 16:06	28.69	71.3	4.63	7.0	SR12	12/10/2014 22:06	28.59	64.3	4.17	4.3
SR12	12/10/2014 4:11	28.59	70.4	4.58	**13.5**	SR12	12/10/2014 10:11	28.57	65.7	4.27	8.7	SR12	12/10/2014 16:11	28.69	71.4	4.64	6.4	SR12	12/10/2014 22:11	28.59	63.4	4.12	3.9
SR12	12/10/2014 4:16	28.57	71.4	4.64	**13.1**	SR12	12/10/2014 10:16	28.58	65.7	4.27	8.3	SR12	12/10/2014 16:16	28.69	71.4	4.64	6.5	SR12	12/10/2014 22:16	28.61	64.8	4.21	4.3
SR12	12/10/2014 4:21	28.58	70.8	4.60	**12.9**	SR12	12/10/2014 10:21	28.58	67.0	4.35	9.1	SR12	12/10/2014 16:21	28.69	71.8	4.66	6.1	SR12	12/10/2014 22:21	28.60	66.0	4.28	4.6
SR12	12/10/2014 4:26	28.58	71.4	4.64	**12.7**	SR12	12/10/2014 10:26	28.57	66.9	4.35	7.2	SR12	12/10/2014 16:26	28.69	71.5	4.65	6.4	SR12	12/10/2014 22:26	28.60	65.7	4.27	4.1
SR12	12/10/2014 4:31	28.58	71.4	4.64	**12.6**	SR12	12/10/2014 10:31	28.57	65.7	4.27	8.0	SR12	12/10/2014 16:31	28.70	72.6	4.72	5.9	SR12	12/10/2014 22:31	28.61	65.8	4.27	4.4
SR12	12/10/2014 4:36	28.57	72.3	4.70	**10.8**	SR12	12/10/2014 10:36	28.57	67.2	4.37	8.9	SR12	12/10/2014 16:36	28.69	72.9	4.73	5.7	SR12	12/10/2014 22:36	28.61	66.2	4.30	4.6
SR12	12/10/2014 4:41	28.57	72.0	4.67	**11.7**	SR12	12/10/2014 10:41	28.59	67.6	4.39	9.7	SR12	12/10/2014 16:41	28.68	71.9	4.67	6.0	SR12	12/10/2014 22:41	28.62	64.1	4.16	5.1
SR12	12/10/2014 4:46	28.57	71.1	4.62	**11.7**	SR12	12/10/2014 10:46	28.59	67.2	4.37	**11.3**	SR12	12/10/2014 16:46	28.68	71.7	4.66	6.2	SR12	12/10/2014 22:46	28.62	65.5	4.25	5.0
SR12	12/10/2014 4:51	28.57	71.9	4.67	**11.3**	SR12	12/10/2014 10:51	28.59	67.6	4.39	9.7	SR12	12/10/2014 16:51	28.72	74.3	4.82	4.5	SR12	12/10/2014 22:51	28.63	64.5	4.19	5.2
SR12	12/10/2014 4:56	28.57	72.6	4.71	**11.3**	SR12	12/10/2014 10:56	28.61	68.4	4.44	**10.4**	SR12	12/10/2014 16:56	28.71	73.2	4.75	5.1	SR12	12/10/2014 22:56	28.61	65.2	4.23	4.7
SR12	12/10/2014 5:01	28.58	71.9	4.67	**11.6**	SR12	12/10/2014 11:01	28.61	67.4	4.38	**10.0**	SR12	12/10/2014 17:01	28.71	74.0	4.81	4.9	SR12	12/10/2014 23:01	28.63	64.8	4.20	6.0
SR12	12/10/2014 5:06	28.57	72.8	4.73	**11.2**	SR12	12/10/2014 11:06	28.61	67.1	4.36	9.6	SR12	12/10/2014 17:06	28.73	74.9	4.86	4.3	SR12	12/10/2014 23:06	28.63	63.2	4.10	8.3
SR12	12/10/2014 5:11	28.57	72.3	4.70	**11.5**	SR12	12/10/2014 11:11	28.61	68.0	4.42	8.8	SR12	12/10/2014 17:11	28.72	74.5	4.84	4.7	SR12	12/10/2014 23:11	28.63	63.4	4.12	5.9
SR12	12/10/2014 5:16	28.57	72.6	4.72	**11.3**	SR12	12/10/2014 11:16	28.61	66.9	4.34	**10.9**	SR12	12/10/2014 17:16	28.71	73.6	4.78	5.2	SR12	12/10/2014 23:16	28.63	63.6	4.12	6.0
SR12	12/10/2014 5:21	28.57	72.6	4.72	**12.3**	SR12	12/10/2014 11:21	28.62	68.6	4.45	9.2	SR12	12/10/2014 17:21	28.70	73.5	4.77	5.6	SR12	12/10/2014 23:21	28.63	63.7	4.13	6.3
SR12	12/10/2014 5:26	28.56	72.4	4.70	**11.9**	SR12	12/10/2014 11:26	28.62	67.8	4.41	8.1	SR12	12/10/2014 17:26	28.69	72.9	4.74	4.9	SR12	12/10/2014 23:26	28.63	64.6	4.19	6.2
SR12	12/10/2014 5:31	28.57	72.5	4.71	**11.4**	SR12	12/10/2014 11:31	28.62	67.5	4.38	8.7	SR12	12/10/2014 17:31	28.69	73.4	4.77	4.5	SR12	12/10/2014 23:31	28.63	64.3	4.17	6.9
SR12	12/10/2014 5:36	28.57	72.6	4.72	**12.5**	SR12	12/10/2014 11:36	28.62	67.3	4.37	7.8	SR12	12/10/2014 17:36	28.72	74.3	4.83	4.5	SR12	12/10/2014 23:36	28.63	64.1	4.16	6.4
SR12	12/10/2014 5:41	28.56	73.4	4.77	**11.6**	SR12	12/10/2014 11:41	28.63	69.0	4.48	7.0	SR12	12/10/2014 17:41	28.68	73.2	4.76	5.0	SR12	12/10/2014 23:41	28.63	65.0	4.22	6.6
SR12	12/10/2014 5:46	28.56	73.2	4.76	**12.4**	SR12	12/10/2014 11:46	28.64	69.2	4.49	6.7	SR12	12/10/2014 17:46	28.68	71.8	4.67	5.0	SR12	12/10/2014 23:46	28.63	65.2	4.23	6.9
SR12	12/10/2014 5:51	28.56	72.7	4.73	**11.6**	SR12	12/10/2014 11:51	28.64	67.4	4.38	7.0	SR12	12/10/2014 17:51	28.68	71.8	4.66	5.0	SR12	12/10/2014 23:51	28.63	64.5	4.18	6.5
SR12	12/10/2014 5:56	28.55	72.9	4.74	**13.5**	SR12	12/10/2014 11:56	28.64	68.4	4.44	7.5	SR12	12/10/2014 17:56	28.65	71.6	4.66	4.0	SR12	12/10/2014 23:56	28.63	64.1	4.16	6.5

Station	Timestamp	Temp (°C)	DO (%)	DO (mg/L)	Tur (NTU)	Station	Timestamp	Temp (°C)	DO (%)	DO (mg/L)	Tur (NTU)	Station	Timestamp	Temp (°C)	DO (%)	DO (mg/L)	Tur (NTU)	Station	Timestamp	Temp (°C)	DO (%)	DO (mg/L)	Tur (NTU)
SR13	12/10/2014 0:00	28.58	66.4	**4.34**	2.1	SR13	12/10/2014 6:00	28.47	66.6	**4.85**	1.8	SR13	12/10/2014 12:00	28.50	66.2	**4.36**	3.3	SR13	12/10/2014 18:00	28.59	64.7	**4.58**	1.2
SR13	12/10/2014 0:05	28.58	66.3	**4.33**	1.7	SR13	12/10/2014 6:05	28.46	65.9	**5.11**	1.3	SR13	12/10/2014 12:05	28.51	66.1	**4.35**	3.7	SR13	12/10/2014 18:05	28.60	66.1	**4.68**	1.8
SR13	12/10/2014 0:10	28.58	66.5	**4.35**	1.7	SR13	12/10/2014 6:10	28.46	66.3	**5.14**	1.8	SR13	12/10/2014 12:10	28.50	65.6	**4.33**	2.5	SR13	12/10/2014 18:10	28.60	65.5	**4.63**	1.2
SR13	12/10/2014 0:15	28.57	67.6	**4.42**	1.8	SR13	12/10/2014 6:15	28.47	65.8	**4.70**	1.5	SR13	12/10/2014 12:15	28.49	65.4	**4.31**	1.7	SR13	12/10/2014 18:15	28.61	65.3	**4.61**	1.4
SR13	12/10/2014 0:20	28.57	66.9	**4.37**	1.5	SR13	12/10/2014 6:20	28.47	65.9	**5.11**	1.4	SR13	12/10/2014 12:20	28.47	66.4	**4.38**	2.7	SR13	12/10/2014 18:20	28.62	65.5	**4.62**	1.5
SR13	12/10/2014 0:25	28.57	67.6	**4.42**	2.0	SR13	12/10/2014 6:25	28.47	66.0	**5.02**	1.2	SR13	12/10/2014 12:25	28.52	66.6	**4.38**	3.0	SR13	12/10/2014 18:25	28.62	64.6	**4.55**	1.1
SR13	12/10/2014 0:30	28.57	67.5	**4.41**	2.1	SR13	12/10/2014 6:30	28.47	65.7	**4.68**	1.4	SR13	12/10/2014 12:30	28.52	65.8	**4.33**	3.3	SR13	12/10/2014 18:30	28.62	64.9	**4.57**	1.4
SR13	12/10/2014 0:35	28.57	67.1	**4.39**	1.6	SR13	12/10/2014 6:35	28.36	64.5	**4.61**	0.5	SR13	12/10/2014 12:35	28.52	66.1	**4.35**	3.3	SR13	12/10/2014 18:35	28.61	65.8	**4.62**	2.0
SR13	12/10/2014 0:40	28.57	66.9	**4.38**	1.6	SR13	12/10/2014 6:40	28.44	64.3	**4.59**	0.7	SR13	12/10/2014 12:40	28.55	65.5	**4.31**	2.0	SR13	12/10/2014 18:40	28.61	65.2	**4.56**	1.4
SR13	12/10/2014 0:45	28.57	66.6	**4.35**	1.3	SR13	12/10/2014 6:45	28.45	65.0	**4.63**	1.0	SR13	12/10/2014 12:45	28.60	67.4	**4.43**	2.3	SR13	12/10/2014 18:45	28.60	65.7	**4.58**	1.8
SR13	12/10/2014 0:50	28.55	67.4	**4.41**	1.4	SR13	12/10/2014 6:50	28.46	64.2	**4.58**	0.9	SR13	12/10/2014 12:50	28.58	66.2	**4.35**	2.2	SR13	12/10/2014 18:50	28.60	65.4	**4.54**	2.0
SR13	12/10/2014 0:55	28.56	68.4	**4.47**	6.0	SR13	12/10/2014 6:55	28.48	65.2	**4.65**	2.0	SR13	12/10/2014 12:55	28.56	67.1	**4.41**	2.8	SR13	12/10/2014 18:55	28.58	66.4	**4.62**	1.3
SR13	12/10/2014 1:00	28.56	68.1	**4.45**	8.0	SR13	12/10/2014 7:00	28.47	63.2	**4.51**	2.2	SR13	12/10/2014 13:00	28.56	66.7	**4.39**	2.4	SR13	12/10/2014 19:00	28.58	66.6	**4.62**	2.8
SR13	12/10/2014 1:05	28.56	67.8	**4.43**	5.5	SR13	12/10/2014 7:05	28.47	62.1	**4.44**	1.6	SR13	12/10/2014 13:05	28.55	65.7	**4.33**	1.7	SR13	12/10/2014 19:05	28.58	67.1	**4.62**	1.2
SR13	12/10/2014 1:10	28.56	67.5	**4.41**	4.8	SR13	12/10/2014 7:10	28.44	61.8	**4.42**	1.2	SR13	12/10/2014 13:10	28.54	66.3	**4.36**	2.2	SR13	12/10/2014 19:10	28.57	68.7	**4.74**	1.5
SR13	12/10/2014 1:15	28.56	67.2	**4.39**	3.5	SR13	12/10/2014 7:15	28.27	62.5	**4.49**	0.7	SR13	12/10/2014 13:15	28.53	65.9	**4.34**	2.2	SR13	12/10/2014 19:15	28.58	69.7	**4.80**	2.3
SR13	12/10/2014 1:20	28.56	66.2	**4.33**	3.2	SR13	12/10/2014 7:20	28.37	61.9	**4.44**	0.9	SR13	12/10/2014 13:20	28.51	65.7	**4.33**	1.7	SR13	12/10/2014 19:20	28.58	69.3	**4.76**	5.3
SR13	12/10/2014 1:25	28.56	66.8	**4.37**	3.7	SR13	12/10/2014 7:25	28.28	61.1	**4.39**	0.8	SR13	12/10/2014 13:25	28.50	66.0	**4.35**	2.3	SR13	12/10/2014 19:25	28.58	68.7	**4.73**	4.2
SR13	12/10/2014 1:30	28.56	66.8	**4.37**	3.0	SR13	12/10/2014 7:30	28.25	61.0	**4.38**	0.9	SR13	12/10/2014 13:30	28.51	65.6	**4.32**	2.0	SR13	12/10/2014 19:30	28.57	68.8	**4.72**	3.4
SR13	12/10/2014 1:35	28.56	66.0	**4.32**	2.7	SR13	12/10/2014 7:35	28.24	60.6	**4.36**	0.7	SR13	12/10/2014 13:35	28.55	66.0	**4.34**	2.9	SR13	12/10/2014 19:35	28.57	69.5	**4.73**	2.3
SR13	12/10/2014 1:40	28.56	65.9	**4.31**	2.3	SR13	12/10/2014 7:40	28.32	61.5	**4.42**	0.9	SR13	12/10/2014 13:40	28.52	66.0	**4.35**	2.2	SR13	12/10/2014 19:40	28.56	69.1	**4.68**	2.6
SR13	12/10/2014 1:45	28.56	66.7	**4.36**	2.5	SR13	12/10/2014 7:45	28.34	61.8	**4.43**	0.5	SR13	12/10/2014 13:45	28.53	65.3	**4.30**	3.0	SR13	12/10/2014 19:45	28.55	69.4	**4.70**	1.6
SR13	12/10/2014 1:50	28.56	68.0	**4.45**	5.6	SR13	12/10/2014 7:50	28.25	62.6	**4.50**	0.8	SR13	12/10/2014 13:50	28.52	64.9	**4.28**	3.8	SR13	12/10/2014 19:50	28.56	69.3	**4.70**	1.8
SR13	12/10/2014 1:55	28.56	67.2	**4.39**	8.2	SR13	12/10/2014 7:55	28.41	64.4	**4.62**	1.8	SR13	12/10/2014 13:55	28.53	65.1	**4.29**	5.2	SR13	12/10/2014 19:55	28.55	69.4	**4.67**	1.5
SR13	12/10/2014 2:00	28.56	66.6	**4.35**	5.7	SR13	12/10/2014 8:00	28.38	64.2	**4.60**	1.2	SR13	12/10/2014 14:00	28.53	65.2	**4.30**	4.2	SR13	12/10/2014 20:00	28.57	69.3	**4.66**	1.8
SR13	12/10/2014 2:05	28.56	66.7	**4.36**	12.2	SR13	12/10/2014 8:05	28.41	63.8	**4.57**	1.3	SR13	12/10/2014 14:05	28.55	66.2	**4.37**	5.1	SR13	12/10/2014 20:05	28.56	69.8	**4.70**	2.7
SR13	12/10/2014 2:10	28.56	65.7	**4.30**	3.7	SR13	12/10/2014 8:10	28.44	63.6	**4.55**	2.1	SR13	12/10/2014 14:10	28.56	66.1	**4.36**	3.7	SR13	12/10/2014 20:10	28.56	68.6	**4.60**	1.4
SR13	12/10/2014 2:15	28.56	64.9	**4.25**	3.0	SR13	12/10/2014 8:15	28.48	68.0	**4.86**	9.0	SR13	12/10/2014 14:15	28.55	65.6	**4.33**	3.5	SR13	12/10/2014 20:15	28.56	68.7	**4.59**	1.8
SR13	12/10/2014 2:20	28.57	64.9	**4.24**	3.6	SR13	12/10/2014 8:20	28.47	67.9	**4.85**	6.8	SR13	12/10/2014 14:20	28.55	65.4	**4.32**	2.1	SR13	12/10/2014 20:20	28.56	68.6	**4.59**	1.6
SR13	12/10/2014 2:25	28.57	64.0	**4.19**	2.7	SR13	12/10/2014 8:25	28.47	66.5	**4.75**	5.1	SR13	12/10/2014 14:25	28.57	66.0	**4.36**	2.4	SR13	12/10/2014 20:25	28.56	68.5	**4.58**	1.7
SR13	12/10/2014 2:30	28.57	65.4	**4.28**	3.3	SR13	12/10/2014 8:30	28.48	67.2	**4.79**	5.9	SR13	12/10/2014 14:30	28.52	64.2	**4.25**	2.1	SR13	12/10/2014 20:30	28.56	68.8	**4.59**	2.1
SR13	12/10/2014 2:35	28.57	65.1	**4.26**	3.4	SR13	12/10/2014 8:35	28.48	67.1	**4.78**	4.7	SR13	12/10/2014 14:35	28.51	63.9	**4.23**	2.8	SR13	12/10/2014 20:35	28.56	68.1	**4.53**	1.4
SR13	12/10/2014 2:40	28.57	64.9	**4.25**	2.8	SR13	12/10/2014 8:40	28.49	67.3	**4.80**	4.4	SR13	12/10/2014 14:40	28.52	65.6	**4.35**	1.8	SR13	12/10/2014 20:40	28.56	67.8	**4.51**	1.6
SR13	12/10/2014 2:45	28.57	65.4	**4.28**	2.6	SR13	12/10/2014 8:45	28.49	66.6	**4.74**	4.4	SR13	12/10/2014 14:45	28.52	65.5	**4.34**	2.2	SR13	12/10/2014 20:45	28.55	67.7	**4.50**	1.4
SR13	12/10/2014 2:50	28.57	65.1	**4.26**	2.1	SR13	12/10/2014 8:50	28.48	66.2	**4.72**	4.3	SR13	12/10/2014 14:50	28.54	65.7	**4.36**	6.9	SR13	12/10/2014 20:50	28.56	68.6	**4.55**	1.9
SR13	12/10/2014 2:55	28.57	64.4	**4.21**	2.5	SR13	12/10/2014 8:55	28.49	68.0	**4.84**	7.2	SR13	12/10/2014 14:55	28.54	65.4	**4.35**	1.7	SR13	12/10/2014 20:55	28.55	68.5	**4.54**	1.4
SR13	12/10/2014 3:00	28.57	63.8	**4.17**	1.8	SR13	12/10/2014 9:00	28.49	68.1	**4.84**	6.3	SR13	12/10/2014 15:00	28.54	65.1	**4.32**	1.8	SR13	12/10/2014 21:00	28.54	67.9	**4.50**	1.3
SR13	12/10/2014 3:05	28.57	63.2	**4.13**	2.2	SR13	12/10/2014 9:05	28.48	67.4	**4.78**	5.4	SR13	12/10/2014 15:05	28.58	67.8	**4.84**	4.0	SR13	12/10/2014 21:05	28.55	68.4	**4.53**	1.4
SR13	12/10/2014 3:10	28.56	60.4	**3.95**	1.9	SR13	12/10/2014 9:10	28.48	67.2	**4.76**	5.9	SR13	12/10/2014 15:10	28.57	66.6	**4.75**	5.5	SR13	12/10/2014 21:10	28.55	68.0	**4.50**	1.3
SR13	12/10/2014 3:15	28.56	60.2	**3.94**	2.0	SR13	12/10/2014 9:15	28.47	67.1	**4.75**	4.6	SR13	12/10/2014 15:15	28.57	66.8	**4.77**	4.7	SR13	12/10/2014 21:15	28.54	67.5	**4.47**	0.7
SR13	12/10/2014 3:20	28.52	61.0	**3.99**	1.1	SR13	12/10/2014 9:20	28.48	66.8	**4.71**	4.5	SR13	12/10/2014 15:20	28.56	66.3	**4.73**	3.3	SR13	12/10/2014 21:20	28.55	67.3	**4.45**	0.7
SR13	12/10/2014 3:25	28.53	61.4	**4.02**	1.6	SR13	12/10/2014 9:25	28.48	66.2	**4.67**	4.1	SR13	12/10/2014 15:25	28.56	65.9	**4.71**	4.1	SR13	12/10/2014 21:25	28.54	67.3	**4.45**	0.8
SR13	12/10/2014 3:30	28.54	60.5	**3.96**	2.1	SR13	12/10/2014 9:30	28.49	66.4	**4.66**	4.6	SR13	12/10/2014 15:30	28.56	66.0	**4.71**	4.8	SR13	12/10/2014 21:30	28.55	67.5	**4.46**	0.8
SR13	12/10/2014 3:35	28.55	61.5	**4.02**	2.6	SR13	12/10/2014 9:35	28.49	66.6	**4.63**	5.0	SR13	12/10/2014 15:35	28.56	66.1	**4.72**	4.1	SR13	12/10/2014 21:35	28.55	67.5	**4.46**	1.2
SR13	12/10/2014 3:40	28.56	63.0	**4.12**	2.2	SR13	12/10/2014 9:40	28.50	67.4	**4.64**	5.6	SR13	12/10/2014 15:40	28.56	66.0	**4.71**	4.8	SR13	12/10/2014 21:40	28.54	67.0	**4.43**	0.5
SR13	12/10/2014 3:45	28.56	62.9	**4.12**	3.0	SR13	12/10/2014 9:45	28.50	67.3	**4.56**	4.6	SR13	12/10/2014 15:45	28.51	65.1	**4.65**	2.4	SR13	12/10/2014 21:45	28.54	67.7	**4.48**	0.7
SR13	12/10/2014 3:50	28.56	63.5	**4.15**	2.8	SR13	12/10/2014 9:50	28.50	67.3	**4.56**	4.7	SR13	12/10/2014 15:50	28.55	65.1	**4.64**	2.8	SR13	12/10/2014 21:50	28.54	67.5	**4.46**	0.4
SR13	12/10/2014 3:55	28.55	64.9	**4.24**	3.6	SR13	12/10/2014 9:55	28.50	67.0	**4.51**	4.0	SR13	12/10/2014 15:55	28.57	65.4	**4.66**	2.7	SR13	12/10/2014 21:55	28.55	67.3	**4.44**	1.0
SR13	12/10/2014 4:00	28.56	66.2	**4.33**	4.4	SR13	12/10/2014 10:00	28.50	66.8	**4.50**	3.0	SR13	12/10/2014 16:00	28.59	65.8	**4.69**	3.4	SR13	12/10/2014 22:00	28.55	66.1	**4.37**	1.1
SR13	12/10/2014 4:05	28.55	66.0	**4.31**	3.8	SR13	12/10/2014 10:05	28.50	67.3	**4.49**	3.8	SR13	12/10/2014 16:05	28.59	66.1	**4.71**	2.7	SR13	12/10/2014 22:05	28.55	68.0	**4.49**	1.1
SR13	12/10/2014 4:10	28.55	66.4	**4.34**	5.2	SR13	12/10/2014 10:10	28.51	67.3	**4.51**	3.6	SR13	12/10/2014 16:10	28.60	65.9	**4.70**	2.3	SR13	12/10/2014 22:10	28.54	67.3	**4.44**	0.7
SR13	12/10/2014 4:15	28.55	65.5	**4.28**	3.0	SR13	12/10/2014 10:15	28.52	67.8	**4.52**	5.9	SR13	12/10/2014 16:15	28.56	65.5	**4.67**	2.4	SR13	12/10/2014 22:15	28.55	66.9	**4.42**	1.1
SR13	12/10/2014 4:20	28.52	62.4	**4.09**	2.4	SR13	12/10/2014 10:20	28.51	67.7	**4.49**	4.8	SR13	12/10/2014 16:20	28.63	68.9	**4.91**	1.4	SR13	12/10/2014 22:20	28.53	66.0	**4.36**	0.4
SR13	12/10/2014 4:25	28.53	62.5	**4.09**	2.8	SR13	12/10/2014 10:25	28.51	67.4	**4.48**	4.7	SR13	12/10/2014 16:25	28.62	68.9	**4.91**	1.9	SR13	12/10/2014 22:25	28.54	66.7	**4.40**	0.7
SR13	12/10/2014 4:30	28.53	62.7	**4.10**	3.2	SR13	12/10/2014 10:30	28.49	67.5	**4.49**	3.4	SR13	12/10/2014 16:30	28.64	68.8	**4.90**	1.5	SR13	12/10/2014 22:30	28.53	68.3	**4.51**	0.7
SR13	12/10/2014 4:35	28.53	62.3	**4.08**	1.9	SR13	12/10/2014 10:35	28.51	68.3	**4.53**	8.2	SR13	12/10/2014 16:35	28.62	67.7	**4.82**	1.9	SR13	12/10/2014 22:35	28.53	67.7	**4.46**	1.0
SR13	12/10/2014 4:40	28.52	62.1	**4.07**	4.5	SR13	12/10/2014 10:40	28.51	67.1	**4.45**	5.4	SR13	12/10/2014 16:40	28.61	67.2	**4.79**	1.5	SR13	12/10/2014 22:40	28.53	67.0	**4.42**	0.5
SR13	12/10/2014 4:45	28.52	61.0	**3.99**	3.7	SR13	12/10/2014 10:45	28.52	67.7	**4.49**	6.2	SR13	12/10/2014 16:45	28.62	66.8	**4.76**	1.3	SR13	12/10/2014 22:45	28.52	67.0	**4.42**	0.3
SR13	12/10/2014 4:50	28.52	59.8	**3.92**	2.6	SR13	12/10/2014 10:50	28.54	67.2	**4.45**	5.0	SR13	12/10/2014 16:50	28.62	66.8	**4.76**	1.1	SR13	12/10/2014 22:50	28.52	67.5	**4.45**	0.9
SR13	12/10/2014 4:55	28.52	59.9	**3.92**	2.1	SR13	12/10/2014 10:55	28.52	67.2	**4.45**	6.4	SR13	12/10/2014 16:55	28.64	67.4	**4.79**	1.8	SR13	12/10/2014 22:55	28.53	67.0	**4.42**	0.6
SR13	12/10/2014 5:00	28.49	59.7	**3.91**	2.4	SR13	12/10/2014 11:00	28.51	66.6	**4.40**	5.4	SR13	12/10/2014 17:00	28.60	65.7	**4.67**	2.3	SR13	12/10/2014 23:00	28.52	67.4	**4.44**	0.7
SR13	12/10/2014 5:05	28.46	60.2	**3.95**	2.7	SR13	12/10/2014 11:05	28.51	66.1	**4.37**	5.0	SR13	12/10/2014 17:05	28.62	66.4	**4.72**	1.6	SR13	12/10/2014 23:05	28.53	67.4	**4.44**	1.6
SR13	12/10/2014 5:10	28.39	62.0	**4.07**	3.5	SR13	12/10/2014 11:10	28.51	66.1	**4.37**	5.2	SR13	12/10/2014 17:10	28.64	67.4	**4.79**	2.4	SR13	12/10/2014 23:10	28.57	65.9	**4.33**	1.9
SR13	12/10/2014 5:15	28.46	69.1	5.34	7.2	SR13	12/10/2014 11:15	28.51	65.7	**4.34**	4.2	SR13	12/10/2014 17:15	28.65	67.4	**4.79**	1.4	SR13	12/10/2014 23:15	28.54	67.8	**4.46**	1.5
SR13	12/10/2014 5:20	28.46	69.0	**4.92**	2.8	SR13	12/10/2014 11:20	28.52	65.6	**4.33**	4.3	SR13	12/10/2014 17:20	28.58	66.2	**4.70**	1.4	SR13	12/10/2014 23:20	28.57	68.3	**4.49**	7.4
SR13	12/10/2014 5:25	28.46	67.2	**4.80**	2.1	SR13	12/10/2014 11:25	28.51	66.6	**4.39**	5.0	SR13	12/10/2014 17:25	28.62	66.5	**4.72**	1.1	SR13	12/10/2014 23:25	28.58	67.3	**4.42**	4.9
SR13	12/10/2014 5:30	28.46	66.4	**4.75**	2.2	SR13	12/10/2014 11:30	28.51	66.4	**4.38**	5.2	SR13	12/10/2014 17:30	28.61	66.3	**4.71**	1.1	SR13	12/10/2014 23:30	28.58	66.9	**4.39**	4.9
SR13	12/10/2014 5:35	28.47	66.4	**4.75**	1.7	SR13	12/10/2014 11:35	28.50	65.6	**4.33**	3.2	SR13	12/10/2014 17:35	28.60	66.8	**4.74**	1.3	SR13	12/10/2014 23:35	28.58	67.2	**4.41**	4.4
SR13	12/10/2014 5:40	28.46	66.7	**5.16**	2.0	SR13	12/10/2014 11:40	28.50	65.0	**4.29**	2.6	SR13	12/10/2014 17:40	28.58	66.8	**4.74**	3.1	SR13	12/10/2014 23:40	28.58	67.0	**4.40**	4.6
SR13	12/10/2014 5:45	28.47	67.1	**5.20**	2.0	SR13	12/10/2014 11:45	28.51	65.1	**4.29**	2.9	SR13	12/10/2014 17:45	28.58	65.4	**4.63**	0.5	SR13	12/10/2014 23:45	28.58	67.0	**4.40**	5.0
SR13	12/10/2014 5:50	28.46	66.7	**4.76**	1.5	SR13	12/10/2014 11:50	28.50	65.3	**4.31**	2.4	SR13	12/10/2014 17:50	28.57	66.0	**4.68**	0.7	SR13	12/10/2014 23:50	28.58	66.8	**4.38**	6.0
SR13	12/10/2014 5:55	28.47	66.6	**5.16**	1.9	SR13	12/10/2014 11:55	28.51	65.9	**4.35**	3.7	SR13	12/10/2014 17:55	28.58	65.3	**4.63**	0.4	SR13	12/10/2014 23:55	28.58	66.2	**4.34**	4.2

Station	Timestamp	NH_3 (mg/L)				Station	Timestamp	NH_3 (mg/L)			
SR4	12/10/2014 0:17	0.05				SR12	12/10/2014 0:17	0.06			
SR4	12/10/2014 0:37	0.06				SR12	12/10/2014 0:37	0.06			
SR4	12/10/2014 0:57	0.07				SR12	12/10/2014 0:57	0.05			
SR4	12/10/2014 1:17	0.07				SR12	12/10/2014 1:17	0.06			
SR4	12/10/2014 1:37	0.07				SR12	12/10/2014 1:37	0.06			
SR4	12/10/2014 1:57	0.06				SR12	12/10/2014 1:57	0.06			
SR4	12/10/2014 2:17	0.06				SR12	12/10/2014 2:17	0.08			
SR4	12/10/2014 2:37	0.06				SR12	12/10/2014 2:37	0.07			
SR4	12/10/2014 2:57	0.07				SR12	12/10/2014 2:57	0.06			
SR4	12/10/2014 3:17	0.07				SR12	12/10/2014 3:17	0.05			
SR4	12/10/2014 3:37	0.05				SR12	12/10/2014 3:37	0.05			
SR4	12/10/2014 3:57	0.05				SR12	12/10/2014 3:57	0.05			
SR4	12/10/2014 4:17	0.05				SR12	12/10/2014 4:17	0.05			
SR4	12/10/2014 4:37	0.06				SR12	12/10/2014 4:37	0.05			
SR4	12/10/2014 4:57	0.06				SR12	12/10/2014 4:57	0.06			
SR4	12/10/2014 5:17	0.06				SR12	12/10/2014 5:17	0.06			
SR4	12/10/2014 5:37	0.06				SR12	12/10/2014 5:37	0.06			
SR4	12/10/2014 5:57	0.06				SR12	12/10/2014 5:57	0.07			
SR4						SR12					
SR4	12/10/2014 6:37	0.06				SR12	12/10/2014 6:37	0.09			
SR4	12/10/2014 6:57	0.06				SR12	12/10/2014 6:57	0.09			
SR4	12/10/2014 7:17	0.06				SR12	12/10/2014 7:17	0.09			
SR4	12/10/2014 7:37	0.06				SR12	12/10/2014 7:37	0.09			
SR4	12/10/2014 7:57	0.07				SR12	12/10/2014 7:57	0.08			
SR4	12/10/2014 8:17	0.07				SR12	12/10/2014 8:17	0.08			
SR4	12/10/2014 8:37	0.07				SR12	12/10/2014 8:37	0.07			
SR4	12/10/2014 8:57	0.07				SR12	12/10/2014 8:57	0.06			
SR4	12/10/2014 9:17	0.08				SR12	12/10/2014 9:17	0.06			
SR4	12/10/2014 9:37	0.06				SR12	12/10/2014 9:37	0.06			
SR4	12/10/2014 9:57	0.06				SR12	12/10/2014 9:57	0.08			
SR4	12/10/2014 10:17	0.08				SR12	12/10/2014 10:17	0.08			
SR4	12/10/2014 10:37	0.09				SR12	12/10/2014 10:37	0.08			
SR4	12/10/2014 10:57	0.07				SR12	12/10/2014 10:57	0.06			
SR4	12/10/2014 11:17	0.07				SR12	12/10/2014 11:17	0.07			
SR4	12/10/2014 11:37	0.07				SR12	12/10/2014 11:37	0.08			
SR4	12/10/2014 11:57	0.09				SR12	12/10/2014 11:57	0.07			
SR4	12/10/2014 12:17	0.08				SR12	12/10/2014 12:17	0.08			
SR4	12/10/2014 12:37	0.08				SR12	12/10/2014 12:37	0.08			
SR4	12/10/2014 12:57	0.08				SR12	12/10/2014 12:57	0.08			
SR4	12/10/2014 13:17	0.05				SR12	12/10/2014 13:17	0.08			
SR4	12/10/2014 13:37	0.08				SR12	12/10/2014 13:37	0.06			
SR4	12/10/2014 13:57	0.08				SR12	12/10/2014 13:57	0.06			
SR4	12/10/2014 14:17	0.06				SR12	12/10/2014 14:17	0.06			
SR4	12/10/2014 14:37	0.06				SR12	12/10/2014 14:37	0.06			
SR4	12/10/2014 14:57	0.06				SR12	12/10/2014 14:57	0.06			
SR4	12/10/2014 15:17	0.06				SR12	12/10/2014 15:17	0.07			
SR4	12/10/2014 15:37	0.06				SR12	12/10/2014 15:37	0.08			
SR4	12/10/2014 15:57	0.06				SR12	12/10/2014 15:57	0.07			
SR4	12/10/2014 16:17	0.07				SR12	12/10/2014 16:17	0.08			
SR4	12/10/2014 16:37	0.05				SR12	12/10/2014 16:37	0.08			
SR4	12/10/2014 16:57	0.06				SR12	12/10/2014 16:57	0.07			
SR4	12/10/2014 17:17	0.06				SR12	12/10/2014 17:17	0.07			
SR4	12/10/2014 17:37	0.06				SR12	12/10/2014 17:37	0.06			
SR4	12/10/2014 17:57	0.08				SR12	12/10/2014 17:57	0.06			
SR4	12/10/2014 18:17	0.08				SR12	12/10/2014 18:17	0.07			
SR4	12/10/2014 18:37	0.08				SR12	12/10/2014 18:37	0.07			
SR4	12/10/2014 18:57	0.08				SR12	12/10/2014 18:57	0.07			
SR4	12/10/2014 19:17	0.06				SR12	12/10/2014 19:17	0.08			
SR4	12/10/2014 19:37	0.06				SR12	12/10/2014 19:37	0.08			
SR4	12/10/2014 19:57	0.06				SR12	12/10/2014 19:57	0.08			
SR4	12/10/2014 20:17	0.06				SR12	12/10/2014 20:17	0.08			
SR4	12/10/2014 20:37	0.06				SR12	12/10/2014 20:37	0.06			
SR4	12/10/2014 20:57	0.07				SR12	12/10/2014 20:57	0.06			
SR4	12/10/2014 21:17	0.08				SR12	12/10/2014 21:17	0.06			
SR4	12/10/2014 21:37	0.07				SR12	12/10/2014 21:37	0.06			
SR4	12/10/2014 21:57	0.08				SR12	12/10/2014 21:57	0.07			
SR4	12/10/2014 22:17	0.08				SR12	12/10/2014 22:17	0.07			
SR4	12/10/2014 22:37	0.07				SR12	12/10/2014 22:37	0.06			
SR4	12/10/2014 22:57	0.06				SR12	12/10/2014 22:57	0.06			
SR4	12/10/2014 23:17	0.08				SR12	12/10/2014 23:17	0.06			
SR4	12/10/2014 23:37	0.08				SR12	12/10/2014 23:37	0.06			
SR4	12/10/2014 23:57	0.08				SR12	12/10/2014 23:57	0.07			

Remark: Fonts with underline: Action Level Exceedance
Fonts with bold and underline: Limit Level Exceedance
Automatic Instrument calibration of NH3-N monitor was carried out during 5:57-6:37 at SR4 and SR12.

MATERIALAB CONSULTANTS LIMITED
Fugro Development Centre,
5 Lok Yi Street,
17 M.S. Castle Peak Road,
Tai Lam, Tuen Mun, N.T., Hong Kong.
Tel : (852)-24508238
Fax : (852)-24508032
Email : mcl@fugro.com.hk

MaterialLab

Interim Notification of Environmental Quality Limits Exceedances
24hr Water Quality Monitoring

Incident Report on Action Level or Limit Level Non-compliance

Reference No.:	20141013/24/SR5
Project:	CV/2013/04 - Providing Sufficient Water Depth for Kwai Tsing Container Basin and its Approach Channel
Date:	13/10/2014 – 14/10/2014
Time:	13/10/2014 00:00 – 14/10/2014 23:55
Monitoring Location:	SR5 – Ma Wan FCZ
Dissolved Oxygen	
Action Level / Limit Level:	5.46 / 5.39 (6 consecutive monitoring data exceedance)
Measured Level:	Nine (9) AL Exceedances: 13/10: 4:40 – 5:05 (1), 8:00 – 8:25 (1), 17;10 – 17:35 (1), 5:00 – 5:55 (2) 14/10: 10:10 – 10:35 (1), 16:40 – 17:35 (2), 20:30 – 20:55 (1) Sixty (60) LL Exceedances: 13/10: (12/10) 23:40 – (13/10) 4:35 (10), 9:10 – 17:05 (16) 14/10: (13/10) 19:30 – (14/10) 4:55 (19), 11:00 – 11:25 (1), 11:45 – 13:40 (4), 14:10 – 16:35 (5), 21:30 – 23:55 (5)
Action taken / to be taken:	Silt curtain and dredging rate were inspected and confirmed in a proper condition during the period. Monitoring equipment is checked and confirmed without problem.
Possible reason for Action or Limit Level Non-compliance:	Dissolved Oxygen The first occurrence of exceedance case was found at ebb tide, when SR5 was situated at upstream of the Project, the water quality would not be affected by the construction. Routine impact monitoring was carried out on 14/10. At flood tide of routine impact monitoring on 14/10, DO (S&M) at C2 was 5.30 mg/L while at ebb tide of routine impact monitoring on 14/10, DO (S&M) at C1 was 5.37 mg/L. The readings were lower than the Limit Level of SR5, indicating the background DO was low during monitoring period. The exceedance was not considered due to the project. The exceedance may be caused by influences in the vicinity of the station or changes in ambient conditions.
Remarks:	Dredging works conducted at Portion A of the Project. According to Contractor, dredged rate (in-situ) at Portion A on 13/10 and 14/10 were both 2692 m^3/day. Ebb tide: 12/10 23:40 – 13/10 06:31, 13/10 13:44 – 13/10 17:44, 14/10 00:19 – 14/10 07:36, 14/10 14:54 – 14/10 18:09 Flood tide: 13/10 06:31 – 13/10 13:44, 13/10 17:44 – 14/10 00:19, 14/10 07:36 – 14/10 14:54

Certified by: Colin Yung
Designation: Environmental Team Leader

Signature:

Date: 30/10/2014

The copyright of this document is owned by MaterialLab Consultants Ltd. It may not be reproduced except with prior written approval from the Company.

MATERIALAB CONSULTANTS LIMITED
Fugro Development Centre,
5 Lok Yi Street,
17 M.S. Castle Peak Road,
Tai Lam, Tuen Mun, N.T., Hong Kong.
Tel : (852)-24508238
Fax : (852)-24508032
Email : mcl@fugro.com.hk

MaterialLab

Interim Notification of Environmental Quality Limits Exceedances
24hr Water Quality Monitoring

Incident Report on Action Level or Limit Level Non-compliance

Reference No.:	20141013/24/SR9
Project:	CV/2013/04 - Providing Sufficient Water Depth for Kwai Tsing Container Basin and its Approach Channel
Date:	13/10/2014 – 14/10/2014
Time:	13/10/2014 00:00 – 14/10/2014 23:55
Monitoring Location:	SR9 – Cheung Sha Wan FCZ
Dissolved Oxygen	
Action Level / Limit Level:	6.12 / 5.97 (6 consecutive monitoring data exceedance)
Measured Level:	Five (5) AL Exceedances: 13/10: 13:10 – 13:35 (1) 14/10: 11:30 – 11:55 (1), 16;20 – 16:45 (1), 18:25 – 19:20 (2) Seventy six (76) LL Exceedances: 13/10: (12/10) 23:40 – (13/10) 13:05 (27), 18:55 – 21:50 (6) 14/10: (13/10) 22:00 – 11:25 (27), 12:20 – 16:15 (8), 19:45 – 23:40 (8)
Turbidity	
Action Level / Limit Level:	2.8 / 4.7 (6 consecutive monitoring data exceedance)
Measured Level:	Thirty four (34) AL Exceedances: 13/10: 15:10 – 19;05 (8) 14/10: (13/10) 21:35 – (14/10) 0:00 (5), 12:50 – 18:45 (12), 19:20 – 23:45 (9) Fifty nine (59) LL Exceedances: 13/10: (12/10) 23:40 – (13/10) 15:05 (31), 19:35 – 21:30 (4), 14/10: 0:30 – 11:55 (23), 12:20 – 12:45 (1)
Action taken / to be taken:	Silt curtain and dredging rate were inspected and confirmed in a proper condition during the period. Monitoring equipment is checked and confirmed without problem.
Possible reason for Action or Limit Level Non-compliance:	Dissolved Oxygen At flood tide, SR9 was situated at upstream of the Project, the water quality would not be affected by the construction. Routine impact monitoring was carried out on 14/10. At flood tide of routine impact monitoring on 14/10, DO (S&M) at C2 was 5.30 mg/L while at ebb tide of routine impact monitoring on 14/10, DO (S&M) at C1 was 5.37 mg/L. The readings were lower than the Limit Level of SR9, indicating the background DO was low during monitoring period. The exceedance was not considered due to the project. The exceedance may be caused by influences in the vicinity of the station or changes in ambient conditions. Turbidity At flood tide, SR9 was situated at upstream of the Project, the water quality would not be affected by the construction. Routine impact monitoring was carried out on 14/10. At flood tide of routine impact monitoring on 14/10, Turbidity at C2 was 5.4 NTU while at ebb tide of routine impact monitoring on 14/10, Turbidity at C1 was 3.5 NTU. The readings were higher than the Limit Level and Action Level of SR9 respectively, indicating the background Turbidity was high during monitoring period. The exceedance was not considered due to the

The copyright of this document is owned by MaterialLab Consultants Ltd. It may not be reproduced except with prior written approval from the Company.

MATERIALAB CONSULTANTS LIMITED
Fugro Development Centre,
5 Lok Yi Street,
17 M.S. Castle Peak Road,
Tai Lam, Tuen Mun, N.T., Hong Kong.
Tel : (852)-24508238
Fax : (852)-24508032
Email : mcl@fugro.com.hk

	project. The exceedance may be caused by influences in the vicinity of the station or changes in ambient conditions.
Remarks:	Dredging works conducted at Portion A of the Project. According to Contractor, dredged rate (in-situ) at Portion A on 13/10 and 14/10 were both 2692 m^3/day. Ebb tide: 12/10 23:40 – 13/10 06:31, 13/10 13:44 – 13/10 17:44, 14/10 00:19 – 14/10 07:36, 14/10 14:54 – 14/10 18:09 Flood tide: 13/10 06:31 – 13/10 13:44, 13/10 17:44 – 14/10 00:19, 14/10 07:36 – 14/10 14:54

Certified by: Colin Yung
Designation: Environmental Team Leader
Signature:
Date: 30/10/2014

The copyright of this document is owned by MateriaLab Consultants Ltd. It may not be reproduced except with prior written approval from the Company.

MATERIALAB CONSULTANTS LIMITED
Fugro Development Centre,
5 Lok Yi Street,
17 M.S. Castle Peak Road,
Tai Lam, Tuen Mun, N.T., Hong Kong.
Tel : (852)-24508238
Fax : (852)-24508032
Email : mcl@fugro.com.hk

MaterialLab

Interim Notification of Environmental Quality Limits Exceedances
24hr Water Quality Monitoring

Incident Report on Action Level or Limit Level Non-compliance

Reference No.:	20141013/24/SR10
Project:	CV/2013/04 - Providing Sufficient Water Depth for Kwai Tsing Container Basin and its Approach Channel
Date:	13/10/2014 – 14/10/2014
Time:	13/10/2014 00:00 – 14/10/2014 23:55
Monitoring Location:	SR10 – Lo Tik Wan FCZ
Dissolved Oxygen	
Action Level / Limit Level:	6.12 / 5.97 (6 consecutive monitoring data exceedance)
Measured Level:	Ninety four (94) LL Exceedances: 14/10: (12/10) 23:50 – (14/10) 13:20 (75), 14:00 – 14:55 (2), 15:15 – 23:40 (17)
Turbidity	
Action Level / Limit Level:	2.8 / 4.7 (6 consecutive monitoring data exceedance)
Measured Level:	Fifty eight (58) AL Exceedances: 13/10: 0:00 – 8:25 (17), 9:35 – 12:00 (5), 13:45 – 14:10 (1), 16:15 – 17:10 (2) 14/10: (13/10) 18:00 – (14/10) 6:55 (26), 8:20 – 9:45 (3), 17:35 – 19:00 (3), 20:35 – 21:00 (1) Three (3) LL Exceedances: 13/10: 8:35 – 9:30 (2), 17:30 – 17:55 (1)
Action taken / to be taken:	Silt curtain and dredging rate were inspected and confirmed in a proper condition during the period. Monitoring equipment is checked and confirmed without problem.
Possible reason for Action or Limit Level Non-compliance:	Dissolved Oxygen At flood tide, SR10 was situated at upstream of the Project, the water quality would not be affected by the construction. Routine impact monitoring was carried out on 14/10. At flood tide of routine impact monitoring on 14/10, DO (S&M) at C2 was 5.30 mg/L while at ebb tide of routine impact monitoring on 14/10, DO (S&M) at C1 was 5.37 mg/L. The readings were lower than the Limit Level of SR10, indicating the background DO was low during monitoring period. The exceedance was not considered due to the project. The exceedance may be caused by influences in the vicinity of the station or changes in ambient conditions. Turbidity At flood tide, SR10 was situated at upstream of the Project, the water quality would not be affected by the construction. Routine impact monitoring was carried out on 14/10. At flood tide of routine impact monitoring on 14/10, Turbidity at C2 was 5.4 NTU while at ebb tide of routine impact monitoring on 14/10, Turbidity at C1 was 3.5 NTU. The readings were higher than the Limit Level and Action Level of SR10 respectively, indicating the background Turbidity was high during monitoring period. The exceedance was not considered due to the project. The exceedance may be caused by influences in the vicinity of the station or changes in ambient conditions.
Remarks:	Dredging works conducted at Portion A of the Project. According to Contractor,

The copyright of this document is owned by MaterialLab Consultants Ltd. It may not be reproduced except with prior written approval from the Company.

MATERIALAB CONSULTANTS LIMITED
Fugro Development Centre,
5 Lok Yi Street,
17 M.S. Castle Peak Road,
Tai Lam, Tuen Mun, N.T., Hong Kong.
Tel : (852)-24508238
Fax : (852)-24508032
Email : mcl@fugro.com.hk

	dredged rate (in-situ) at Portion A on 13/10 and 14/10 were both 2692 m^3/day. Ebb tide: 12/10 23:40 – 13/10 06:31, 13/10 13:44 – 13/10 17:44, 14/10 00:19 – 14/10 07:36, 14/10 14:54 – 14/10 18:09 Flood tide: 13/10 06:31 – 13/10 13:44, 13/10 17:44 – 14/10 00:19, 14/10 07:36 – 14/10 14:54

Certified by: Colin Yung
Designation: Environmental Team Leader

Signature:

Date: 30/10/2014

The copyright of this document is owned by MaterialLab Consultants Ltd. It may not be reproduced except with prior written approval from the Company.

MATERIALAB CONSULTANTS LIMITED
Fugro Development Centre,
5 Lok Yi Street,
17 M.S. Castle Peak Road,
Tai Lam, Tuen Mun, N.T., Hong Kong.
Tel : (852)-24508238
Fax : (852)-24508032
Email : mcl@fugro.com.hk

MaterialLab

Interim Notification of Environmental Quality Limits Exceedances
24hr Water Quality Monitoring

Incident Report on Action Level or Limit Level Non-compliance

Reference No.:	20141013/24/SR11
Project:	CV/2013/04 - Providing Sufficient Water Depth for Kwai Tsing Container Basin and its Approach Channel
Date:	13/10/2014 – 14/10/2014
Time:	13/10/2014 00:00 – 14/10/2014 23:55
Monitoring Location:	SR11 – Sok Kwu Wan FCZ
	Dissolved Oxygen
Action Level / Limit Level:	6.12 / 5.97 (6 consecutive monitoring data exceedance)
Measured Level:	Five (5) AL Exceedances: 13/10: 14:25 – 15:50 (3) 14/10: 12:05 – 13:00 (2) Eighty three (83) LL Exceedances: 13/10: (12/10) 23:55 – (13/10) 14:20 (29) 14/10: (13/10) 16:05 – (14/10) 12:00 (40), 16:55 – 23:50 (14)
	Turbidity
Action Level / Limit Level:	2.8 / 4.7 (6 consecutive monitoring data exceedance)
Measured Level:	Three (3) AL Exceedances: 13/10: 9:20 – 10:15 (2) 14/10: 8:25 – 8:50 (1)
Action taken / to be taken:	Silt curtain and dredging rate were inspected and confirmed in a proper condition during the period. Monitoring equipment is checked and confirmed without problem.
Possible reason for Action or Limit Level Non-compliance:	Dissolved Oxygen At flood tide, SR11 was situated at upstream of the Project, the water quality would not be affected by the construction. Routine impact monitoring was carried out on 14/10. At flood tide of routine impact monitoring on 14/10, DO (S&M) at C2was 5.30 mg/L while at ebb tide of routine impact monitoring on 14/10, DO (S&M) at C1 was 5.37 mg/L. The readings were lower than the Limit Level of SR11, indicating the background DO was low during monitoring period. The exceedance was not considered due to the project. The exceedance may be caused by influences in the vicinity of the station or changes in ambient conditions. Turbidity Three exceedance cases were found at flood tide, when SR11 was situated at upstream of the Project, the water quality would not be affected by the construction. Routine impact monitoring was carried out on 14/10. At ebb tide of routine impact monitoring on 14/10, Turbidity at C1 was 3.5 NTU. The reading was higher than the Action Level of SR11, indicating the background Turbidity was high during monitoring period. The exceedance was not considered due to the project.

The copyright of this document is owned by MaterialLab Consultants Ltd. It may not be reproduced except with prior written approval from the Company.

MATERIALAB CONSULTANTS LIMITED
Fugro Development Centre,
5 Lok Yi Street,
17 M.S. Castle Peak Road,
Tai Lam, Tuen Mun, N.T., Hong Kong.
Tel : (852)-24508238
Fax : (852)-24508032
Email : mcl@fugro.com.hk

	The exceedance may be caused by influences in the vicinity of the station or changes in ambient conditions.
Remarks:	Dredging works conducted at Portion A of the Project. According to Contractor, dredged rate (in-situ) at Portion A on 13/10 and 14/10 were both 2692 m^3/day. Ebb tide: 12/10 23:40 – 13/10 06:31, 13/10 13:44 – 13/10 17:44, 14/10 00:19 – 14/10 07:36, 14/10 14:54 – 14/10 18:09 Flood tide: 13/10 06:31 – 13/10 13:44, 13/10 17:44 – 14/10 00:19, 14/10 07:36 – 14/10 14:54

Certified by: Colin Yung
Designation: Environmental Team Leader
Signature:

Date: 30/10/2014

The copyright of this document is owned by MaterialLab Consultants Ltd. It may not be reproduced except with prior written approval from the Company.

MATERIALAB CONSULTANTS LIMITED
Fugro Development Centre,
5 Lok Yi Street,
17 M.S. Castle Peak Road,
Tai Lam, Tuen Mun, N.T., Hong Kong.
Tel : (852)-24508238
Fax : (852)-24508032
Email : mcl@fugro.com.hk

MaterialLab

Interim Notification of Environmental Quality Limits Exceedances
24hr Water Quality Monitoring

Incident Report on Action Level or Limit Level Non-compliance

Reference No.:	20141013/24/SR13
Project:	CV/2013/04 - Providing Sufficient Water Depth for Kwai Tsing Container Basin and its Approach Channel
Date:	13/10/2014 – 14/10/2014
Time:	13/10/2014 00:00 – 14/10/2014 23:55
Monitoring Location:	SR13 – EMSD Cooling Water Intake for Kwai Chung Hospital
Dissolved Oxygen	
Action Level / Limit Level:	5.28 / 5.22 (6 consecutive monitoring data exceedance)
Measured Level:	Ninety four (94) LL Exceedances: (12/10) 23:50 – (13/10) 14:45 (30), (13/10) 15:35 – (14/10) 23:30 (64)
Action taken / to be taken:	Silt curtain and dredging rate were inspected and confirmed in a proper condition during the period. Monitoring equipment is checked and confirmed without problem.
Possible reason for Action or Limit Level Non-compliance:	Dissolved Oxygen The first occurrence of exceedance case was found at ebb tide, when SR13 was situated at upstream of the Project, the water quality would not be affected by the construction. Routine impact monitoring was carried out on 14/10. At flood tide of routine impact monitoring on 14/10, DO (S&M) at G4 (upstream) was 4.85 mg/L while 5.45 mg/L was recorded at G2 (downstream), no decreasing trend was shown across the Project . The exceedance was not considered due to the project. The exceedance may be caused by influences in the vicinity of the station or changes in ambient conditions.
Remarks:	Dredging works conducted at Portion A of the Project. According to Contractor, dredged rate (in-situ) at Portion A on 13/10 and 14/10 were both 2692 m^3/day. Ebb tide: 12/10 23:40 – 13/10 06:31, 13/10 13:44 – 13/10 17:44, 14/10 00:19 – 14/10 07:36, 14/10 14:54 – 14/10 18:09 Flood tide: 13/10 06:31 – 13/10 13:44, 13/10 17:44 – 14/10 00:19, 14/10 07:36 – 14/10 14:54

Certified by: Colin Yung
Designation: Environmental Team Leader

Signature:

Date: 30/10/2014

The copyright of this document is owned by MaterialLab Consultants Ltd. It may not be reproduced except with prior written approval from the Company.

Station	Timestamp	Temp (°C)	DO (%)	DO (mg/L)	Tur (NTU)	Station	Timestamp	Temp (°C)	DO (%)	DO (mg/L)	Tur (NTU)	Station	Timestamp	Temp (°C)	DO (%)	DO (mg/L)	Tur (NTU)	Station	Timestamp	Temp (°C)	DO (%)	DO (mg/L)	Tur (NTU)
SR4	13/10/2014 0:01	28.52	88.1	5.77	3.4	SR4	13/10/2014 6:01	28.46	86.7	5.67	4.5	SR4	13/10/2014 12:01	28.46	75.4	4.94	3.8	SR4	13/10/2014 18:01	28.50	69.8	4.57	2.2
SR4	13/10/2014 0:06	28.51	88.6	5.80	3.3	SR4	13/10/2014 6:06	28.45	86.3	5.65	5.4	SR4	13/10/2014 12:06	28.48	75.7	4.96	2.5	SR4	13/10/2014 18:06	28.50	70.3	4.60	2.2
SR4	13/10/2014 0:11	28.49	88.1	5.77	3.3	SR4	13/10/2014 6:11	28.45	85.5	5.60	5.2	SR4	13/10/2014 12:11	28.46	74.8	4.90	3.6	SR4	13/10/2014 18:11	28.49	71.0	4.64	2.2
SR4	13/10/2014 0:16	28.50	88.6	5.81	3.6	SR4	13/10/2014 6:16	28.44	85.9	5.62	5.6	SR4	13/10/2014 12:16	28.50	75.8	4.96	3.6	SR4	13/10/2014 18:16	28.47	71.0	4.65	1.9
SR4	13/10/2014 0:21	28.46	88.8	5.82	3.4	SR4	13/10/2014 6:21	28.45	86.2	5.64	5.2	SR4	13/10/2014 12:21	28.52	75.9	4.97	2.8	SR4	13/10/2014 18:21	28.48	73.1	4.79	1.6
SR4	13/10/2014 0:26	28.49	88.6	5.80	3.3	SR4	13/10/2014 6:26	28.45	85.7	5.61	5.4	SR4	13/10/2014 12:26	28.49	75.1	4.92	3.1	SR4	13/10/2014 18:26	28.49	73.8	4.83	1.7
SR4	13/10/2014 0:31	28.50	88.8	5.82	3.1	SR4	13/10/2014 6:31	28.42	86.3	5.64	7.5	SR4	13/10/2014 12:31	28.46	74.4	4.87	3.4	SR4	13/10/2014 18:31	28.48	73.8	4.83	1.6
SR4	13/10/2014 0:36	28.49	88.1	5.78	3.3	SR4	13/10/2014 6:36	28.43	86.4	5.66	4.7	SR4	13/10/2014 12:36	28.46	74.7	4.90	3.1	SR4	13/10/2014 18:36	28.50	74.6	4.88	1.4
SR4	13/10/2014 0:41	28.49	88.4	5.79	3.0	SR4	13/10/2014 6:41	28.44	86.7	5.67	5.1	SR4	13/10/2014 12:41	28.46	74.2	4.87	2.9	SR4	13/10/2014 18:41	28.48	74.2	4.86	1.3
SR4	13/10/2014 0:46	28.48	88.2	5.78	3.0	SR4	13/10/2014 6:46	28.41	86.9	5.69	4.6	SR4	13/10/2014 12:46	28.46	73.6	4.82	3.0	SR4	13/10/2014 18:46	28.49	74.7	4.89	1.2
SR4	13/10/2014 0:51	28.48	88.1	5.77	4.1	SR4	13/10/2014 6:51	28.40	87.0	5.69	5.5	SR4	13/10/2014 12:51	28.54	75.9	4.97	2.8	SR4	13/10/2014 18:51	28.48	75.5	4.95	1.7
SR4	13/10/2014 0:56	28.47	88.3	5.79	3.3	SR4	13/10/2014 6:56	28.35	87.7	5.75	4.9	SR4	13/10/2014 12:56	28.47	75.1	4.92	6.8	SR4	13/10/2014 18:56	28.47	75.5	4.94	1.4
SR4	13/10/2014 1:01	28.48	88.8	5.82	3.2	SR4	13/10/2014 7:01	28.32	87.2	5.72	4.2	SR4	13/10/2014 13:01	28.48	75.1	4.92	3.0	SR4	13/10/2014 19:01	28.51	75.3	4.93	2.1
SR4	13/10/2014 1:06	28.47	88.4	5.80	3.5	SR4	13/10/2014 7:06	28.33	86.0	5.64	5.7	SR4	13/10/2014 13:06	28.48	75.4	4.94	2.5	SR4	13/10/2014 19:06	28.49	74.8	4.90	2.0
SR4	13/10/2014 1:11	28.47	88.0	5.77	3.2	SR4	13/10/2014 7:11	28.19	83.0	5.46	3.5	SR4	13/10/2014 13:11	28.47	75.4	4.94	3.0	SR4	13/10/2014 19:11	28.49	74.6	4.88	2.1
SR4	13/10/2014 1:16	28.47	87.8	5.76	3.0	SR4	13/10/2014 7:16	28.32	85.6	5.61	5.7	SR4	13/10/2014 13:16	28.48	74.9	4.91	3.1	SR4	13/10/2014 19:16	28.50	73.9	4.84	2.2
SR4	13/10/2014 1:21	28.46	87.8	5.76	2.8	SR4	13/10/2014 7:21	28.29	84.9	5.58	4.0	SR4	13/10/2014 13:21	28.52	75.8	4.96	2.0	SR4	13/10/2014 19:21	28.49	73.3	4.80	1.7
SR4	13/10/2014 1:26	28.45	87.5	5.73	2.9	SR4	13/10/2014 7:26	28.31	87.6	5.75	4.6	SR4	13/10/2014 13:26	28.49	74.7	4.89	2.4	SR4	13/10/2014 19:26	28.48	72.6	4.75	2.1
SR4	13/10/2014 1:31	28.46	88.0	5.77	3.3	SR4	13/10/2014 7:31	28.32	86.2	5.66	4.8	SR4	13/10/2014 13:31	28.50	75.6	4.95	2.6	SR4	13/10/2014 19:31	28.51	73.1	4.78	2.8
SR4	13/10/2014 1:36	28.46	87.7	5.75	3.3	SR4	13/10/2014 7:36	28.36	87.1	5.71	5.4	SR4	13/10/2014 13:36	28.51	75.4	4.94	2.6	SR4	13/10/2014 19:36	28.54	74.4	4.87	3.2
SR4	13/10/2014 1:41	28.46	87.4	5.73	2.8	SR4	13/10/2014 7:41	28.36	86.5	5.67	5.0	SR4	13/10/2014 13:41	28.53	75.5	4.94	1.7	SR4	13/10/2014 19:41	28.54	74.8	4.89	4.8
SR4	13/10/2014 1:46	28.46	87.7	5.75	3.1	SR4	13/10/2014 7:46	28.34	87.2	5.72	5.8	SR4	13/10/2014 13:46	28.50	75.2	4.93	2.7	SR4	13/10/2014 19:46	28.54	74.7	4.88	2.8
SR4	13/10/2014 1:51	28.47	87.0	5.70	2.9	SR4	13/10/2014 7:51	28.26	86.3	5.67	5.4	SR4	13/10/2014 13:51	28.48	74.3	4.87	2.6	SR4	13/10/2014 19:51	28.53	74.3	4.86	2.8
SR4	13/10/2014 1:56	28.46	87.0	5.70	3.0	SR4	13/10/2014 7:56	28.24	88.1	5.79	4.8	SR4	13/10/2014 13:56	28.47	73.6	4.82	3.9	SR4	13/10/2014 19:56	28.53	74.0	4.84	2.6
SR4	13/10/2014 2:01	28.46	87.1	5.71	3.3	SR4	13/10/2014 8:01	28.26	90.1	5.92	5.0	SR4	13/10/2014 14:01	28.47	74.5	4.88	3.3	SR4	13/10/2014 20:01	28.53	74.1	4.84	2.6
SR4	13/10/2014 2:06	28.46	87.2	5.72	3.4	SR4	13/10/2014 8:06	28.23	89.6	5.89	4.0	SR4	13/10/2014 14:06	28.46	73.3	4.80	4.3	SR4	13/10/2014 20:06	28.51	73.1	4.79	3.1
SR4	13/10/2014 2:11	28.46	87.1	5.71	2.6	SR4	13/10/2014 8:11	28.23	88.7	5.83	3.8	SR4	13/10/2014 14:11	28.47	72.7	4.76	4.1	SR4	13/10/2014 20:11	28.52	73.5	4.81	2.9
SR4	13/10/2014 2:16	28.46	87.2	5.72	3.5	SR4	13/10/2014 8:16	28.26	89.5	5.88	4.1	SR4	13/10/2014 14:16	28.49	72.6	4.75	5.6	SR4	13/10/2014 20:16	28.51	74.0	4.84	2.4
SR4	13/10/2014 2:21	28.46	86.7	5.69	3.4	SR4	13/10/2014 8:21	28.26	88.7	5.83	4.2	SR4	13/10/2014 14:21	28.49	71.6	4.69	5.1	SR4	13/10/2014 20:21	28.52	74.9	4.90	2.1
SR4	13/10/2014 2:26	28.46	87.2	5.72	3.1	SR4	13/10/2014 8:26	28.26	88.8	5.83	3.4	SR4	13/10/2014 14:26	28.52	73.5	4.81	4.1	SR4	13/10/2014 20:26	28.51	74.9	4.90	1.9
SR4	13/10/2014 2:31	28.46	86.8	5.69	2.9	SR4	13/10/2014 8:31	28.25	89.8	5.90	4.0	SR4	13/10/2014 14:31	28.53	73.1	4.78	3.7	SR4	13/10/2014 20:31	28.51	74.4	4.87	1.7
SR4	13/10/2014 2:36	28.44	86.5	5.68	3.1	SR4	13/10/2014 8:36	28.26	90.5	5.95	3.3	SR4	13/10/2014 14:36	28.53	72.7	4.76	3.9	SR4	13/10/2014 20:36	28.49	73.9	4.83	4.0
SR4	13/10/2014 2:41	28.44	85.7	5.62	2.8	SR4	13/10/2014 8:41	28.24	91.3	6.00	3.1	SR4	13/10/2014 14:41	28.54	71.4	4.67	4.9	SR4	13/10/2014 20:41	28.48	73.3	4.80	3.1
SR4	13/10/2014 2:46	28.44	86.3	5.66	2.6	SR4	13/10/2014 8:46	28.26	89.8	5.90	3.5	SR4	13/10/2014 14:46	28.54	71.5	4.68	5.2	SR4	13/10/2014 20:46	28.49	73.2	4.79	2.8
SR4	13/10/2014 2:51	28.46	87.2	5.71	4.2	SR4	13/10/2014 8:51	28.26	88.9	5.84	3.8	SR4	13/10/2014 14:51	28.55	71.9	4.70	3.6	SR4	13/10/2014 20:51	28.49	72.0	4.71	3.2
SR4	13/10/2014 2:56	28.49	86.9	5.69	5.4	SR4	13/10/2014 8:56	28.26	89.6	5.89	3.8	SR4	13/10/2014 14:56	28.55	72.5	4.74	4.0	SR4	13/10/2014 20:56	28.49	71.9	4.70	2.7
SR4	13/10/2014 3:01	28.51	85.2	5.57	4.7	SR4	13/10/2014 9:01	28.25	89.0	5.85	3.6	SR4	13/10/2014 15:01	28.55	71.6	4.68	3.2	SR4	13/10/2014 21:01	28.47	72.2	4.73	3.1
SR4	13/10/2014 3:06	28.50	86.2	5.64	4.0	SR4	13/10/2014 9:06	28.23	89.7	5.90	3.4	SR4	13/10/2014 15:06	28.55	72.1	4.71	3.6	SR4	13/10/2014 21:06	28.46	72.1	4.72	2.4
SR4	13/10/2014 3:11	28.50	87.0	5.69	4.1	SR4	13/10/2014 9:11	28.23	91.0	5.98	3.7	SR4	13/10/2014 15:11	28.54	72.3	4.73	3.3	SR4	13/10/2014 21:11	28.47	72.5	4.75	3.0
SR4	13/10/2014 3:16	28.50	86.5	5.66	4.3	SR4	13/10/2014 9:16	28.25	90.0	5.91	3.4	SR4	13/10/2014 15:16	28.54	71.4	4.67	3.6	SR4	13/10/2014 21:16	28.47	72.3	4.73	3.0
SR4	13/10/2014 3:21	28.49	86.3	5.64	3.7	SR4	13/10/2014 9:21	28.25	89.4	5.88	2.8	SR4	13/10/2014 15:21	28.54	72.1	4.71	3.1	SR4	13/10/2014 21:21	28.46	71.8	4.70	3.0
SR4	13/10/2014 3:26	28.49	85.9	5.61	3.5	SR4	13/10/2014 9:26	28.27	89.8	5.90	3.9	SR4	13/10/2014 15:26	28.54	72.3	4.73	2.5	SR4	13/10/2014 21:26	28.47	71.1	4.66	1.8
SR4	13/10/2014 3:31	28.48	85.5	5.59	3.7	SR4	13/10/2014 9:31	28.28	89.6	5.89	4.0	SR4	13/10/2014 15:31	28.54	73.0	4.78	2.8	SR4	13/10/2014 21:31	28.46	70.6	4.62	2.1
SR4	13/10/2014 3:36	28.47	86.5	5.66	4.4	SR4	13/10/2014 9:36	28.28	90.7	5.96	3.5	SR4	13/10/2014 15:36	28.54	72.7	4.75	2.3	SR4	13/10/2014 21:36	28.47	71.3	4.66	2.3
SR4	13/10/2014 3:41	28.47	86.2	5.63	3.5	SR4	13/10/2014 9:41	28.28	89.4	5.87	4.0	SR4	13/10/2014 15:41	28.54	72.2	4.72	2.3	SR4	13/10/2014 21:41	28.48	71.6	4.69	3.1
SR4	13/10/2014 3:46	28.46	85.7	5.61	3.3	SR4	13/10/2014 9:46	28.30	89.5	5.88	5.3	SR4	13/10/2014 15:46	28.55	71.7	4.69	2.2	SR4	13/10/2014 21:46	28.48	71.1	4.65	3.1
SR4	13/10/2014 3:51	28.46	85.6	5.61	3.2	SR4	13/10/2014 9:51	28.31	90.1	5.91	5.3	SR4	13/10/2014 15:51	28.55	72.2	4.72	2.1	SR4	13/10/2014 21:51	28.47	70.6	4.62	2.4
SR4	13/10/2014 3:56	28.47	85.2	5.58	3.3	SR4	13/10/2014 9:56	28.33	91.2	5.98	5.3	SR4	13/10/2014 15:56	28.55	72.1	4.71	3.4	SR4	13/10/2014 21:56	28.48	70.3	4.60	3.8
SR4	13/10/2014 4:01	28.48	84.4	5.53	2.5	SR4	13/10/2014 10:01	28.33	89.9	5.90	3.9	SR4	13/10/2014 16:01	28.55	70.7	4.63	2.2	SR4	13/10/2014 22:01	28.48	71.0	4.64	3.2
SR4	13/10/2014 4:06	28.48	84.3	5.52	2.5	SR4	13/10/2014 10:06	28.33	89.6	5.87	4.3	SR4	13/10/2014 16:06	28.55	71.5	4.68	2.4	SR4	13/10/2014 22:06	28.48	71.1	4.64	3.5
SR4	13/10/2014 4:11	28.48	83.3	5.45	2.2	SR4						SR4	13/10/2014 16:11	28.54	72.1	4.72	2.3	SR4	13/10/2014 22:11	28.48	71.2	4.66	3.0
SR4	13/10/2014 4:16	28.47	83.3	5.45	3.9	SR4						SR4	13/10/2014 16:16	28.54	72.0	4.71	2.5	SR4	13/10/2014 22:16	28.48	70.7	4.62	3.1
SR4	13/10/2014 4:21	28.47	83.3	5.45	3.2	SR4						SR4	13/10/2014 16:21	28.55	70.0	4.58	3.5	SR4	13/10/2014 22:21	28.48	71.1	4.64	4.2
SR4	13/10/2014 4:26	28.47	83.7	5.48	3.6	SR4						SR4	13/10/2014 16:26	28.54	71.4	4.67	2.0	SR4	13/10/2014 22:26	28.48	71.0	4.64	3.5
SR4	13/10/2014 4:31	28.45	83.7	5.48	3.6	SR4						SR4	13/10/2014 16:31	28.55	71.9	4.70	1.7	SR4	13/10/2014 22:31	28.48	70.0	4.58	3.7
SR4	13/10/2014 4:36	28.46	84.3	5.53	3.5	SR4						SR4	13/10/2014 16:36	28.56	72.9	4.77	2.0	SR4	13/10/2014 22:36	28.48	70.3	4.59	3.5
SR4	13/10/2014 4:41	28.45	83.9	5.50	3.7	SR4						SR4	13/10/2014 16:41	28.56	72.7	4.75	2.2	SR4	13/10/2014 22:41	28.48	70.7	4.62	4.2
SR4	13/10/2014 4:46	28.45	84.2	5.52	3.5	SR4						SR4	13/10/2014 16:46	28.55	72.4	4.73	2.0	SR4	13/10/2014 22:46	28.48	70.1	4.58	3.8
SR4	13/10/2014 4:51	28.45	84.6	5.55	4.0	SR4						SR4	13/10/2014 16:51	28.56	72.3	4.73	2.5	SR4	13/10/2014 22:51	28.48	70.1	4.58	4.6
SR4	13/10/2014 4:56	28.45	84.5	5.54	3.5	SR4	13/10/2014 10:56	28.41	76.7	5.03	4.5	SR4	13/10/2014 16:56	28.56	71.9	4.70	2.3	SR4	13/10/2014 22:56	28.48	67.8	4.43	3.7
SR4	13/10/2014 5:01	28.45	84.5	5.54	3.6	SR4	13/10/2014 11:01	28.41	75.7	4.97	3.6	SR4	13/10/2014 17:01	28.56	71.1	4.64	2.3	SR4	13/10/2014 23:01	28.48	70.1	4.58	3.9
SR4	13/10/2014 5:06	28.43	83.8	5.50	3.2	SR4	13/10/2014 11:06	28.40	75.3	4.94	4.7	SR4	13/10/2014 17:06	28.56	70.8	4.63	2.8	SR4	13/10/2014 23:06	28.48	70.6	4.61	3.0
SR4	13/10/2014 5:11	28.43	82.6	5.42	3.2	SR4	13/10/2014 11:11	28.42	75.6	4.96	4.8	SR4	13/10/2014 17:11	28.55	71.5	4.67	2.6	SR4	13/10/2014 23:11	28.48	69.7	4.55	3.9
SR4	13/10/2014 5:16	28.45	83.6	5.48	3.6	SR4	13/10/2014 11:16	28.42	75.3	4.94	4.6	SR4	13/10/2014 17:16	28.55	71.2	4.65	3.3	SR4	13/10/2014 23:16	28.48	70.4	4.60	3.1
SR4	13/10/2014 5:21	28.46	84.2	5.51	3.4	SR4	13/10/2014 11:21	28.44	75.9	4.98	3.4	SR4	13/10/2014 17:21	28.54	71.4	4.67	2.3	SR4	13/10/2014 23:21	28.48	69.8	4.56	4.2
SR4	13/10/2014 5:26	28.47	85.2	5.58	5.8	SR4	13/10/2014 11:26	28.45	75.6	4.96	3.4	SR4	13/10/2014 17:26	28.55	71.1	4.65	2.3	SR4	13/10/2014 23:26	28.49	70.0	4.57	4.8
SR4	13/10/2014 5:31	28.48	86.3	5.65	5.5	SR4	13/10/2014 11:31	28.45	75.6	4.96	3.4	SR4	13/10/2014 17:31	28.54	71.4	4.67	2.3	SR4	13/10/2014 23:31	28.49	70.2	4.59	3.7
SR4	13/10/2014 5:36	28.47	86.7	5.66	5.4	SR4	13/10/2014 11:36	28.45	75.7	4.96	3.7	SR4	13/10/2014 17:36	28.49	69.1	4.52	1.1	SR4	13/10/2014 23:36	28.49	69.7	4.55	3.3
SR4	13/10/2014 5:41	28.47	86.4	5.64	4.8	SR4	13/10/2014 11:41	28.44	75.3	4.94	4.9	SR4	13/10/2014 17:41	28.47	68.0	4.45	2.0	SR4	13/10/2014 23:41	28.48	69.3	4.53	2.9
SR4	13/10/2014 5:46	28.47	86.9	5.67	5.2	SR4	13/10/2014 11:46	28.46	75.5	4.95	3.7	SR4	13/10/2014 17:46	28.46	68.5	4.48	1.4	SR4	13/10/2014 23:46	28.48	70.1	4.58	2.7
SR4	13/10/2014 5:51	28.47	86.0	5.62	5.1	SR4	13/10/2014 11:51	28.46	75.4	4.94	4.4	SR4	13/10/2014 17:51	28.49	69.3	4.54	2.8	SR4	13/10/2014 23:51	28.47	70.2	4.59	3.3
SR4	13/10/2014 5:56	28.46	86.1	5.63	5.2	SR4	13/10/2014 11:56	28.46	75.5	4.95	3.4	SR4	13/10/2014 17:56	28.49	70.6	4.62	2.4	SR4	13/10/2014 23:56	28.45	69.7	4.56	2.5

Station	Timestamp	Temp (°C)	DO (%)	DO (mg/L)	Tur (NTU)	Station	Timestamp	Temp (°C)	DO (%)	DO (mg/L)	Tur (NTU)	Station	Timestamp	Temp (°C)	DO (%)	DO (mg/L)	Tur (NTU)	Station	Timestamp	Temp (°C)	DO (%)	DO (mg/L)	Tur (NTU)
SR5	13/10/2014 0:00	28.65	75.6	**4.90**	5.8	SR5	13/10/2014 6:00	28.05	83.5	5.52	4.2	SR5	13/10/2014 12:00	28.42	77.7	**5.08**	4.2	SR5	13/10/2014 18:00	28.60	85.3	5.57	2.4
SR5	13/10/2014 0:05	28.64	74.9	**4.85**	5.2	SR5	13/10/2014 6:05	27.96	84.0	5.58	4.3	SR5	13/10/2014 12:05	28.43	77.2	**5.04**	5.4	SR5	13/10/2014 18:05	28.59	84.6	5.52	2.2
SR5	13/10/2014 0:10	28.65	75.3	**4.88**	6.0	SR5	13/10/2014 6:10	27.99	83.8	5.56	4.1	SR5	13/10/2014 12:10	28.43	76.7	**5.01**	5.1	SR5	13/10/2014 18:10	28.58	84.4	5.51	2.2
SR5	13/10/2014 0:15	28.65	75.7	**4.90**	6.0	SR5	13/10/2014 6:15	28.02	83.7	5.55	4.6	SR5	13/10/2014 12:15	28.44	76.6	**5.00**	5.5	SR5	13/10/2014 18:15	28.55	85.3	5.57	2.4
SR5	13/10/2014 0:20	28.65	75.4	**4.89**	6.0	SR5	13/10/2014 6:20	27.99	83.7	5.55	4.4	SR5	13/10/2014 12:20	28.44	76.8	**5.01**	5.8	SR5	13/10/2014 18:20	28.58	84.1	5.49	2.4
SR5	13/10/2014 0:25	28.65	75.2	**4.87**	5.4	SR5	13/10/2014 6:25	27.93	84.0	5.58	4.5	SR5	13/10/2014 12:25	28.44	76.5	**4.99**	4.9	SR5	13/10/2014 18:25	28.58	83.5	5.45	2.3
SR5	13/10/2014 0:30	28.65	75.0	**4.86**	5.2	SR5	13/10/2014 6:30	27.95	83.9	5.58	4.3	SR5	13/10/2014 12:30	28.44	76.5	**5.00**	4.6	SR5	13/10/2014 18:30	28.58	83.4	5.44	3.0
SR5	13/10/2014 0:35	28.64	74.1	**4.80**	4.2	SR5	13/10/2014 6:35	27.95	83.8	5.57	4.0	SR5	13/10/2014 12:35	28.45	76.2	**4.97**	5.1	SR5	13/10/2014 18:35	28.56	83.6	5.46	2.2
SR5	13/10/2014 0:40	28.46	72.4	**4.71**	3.8	SR5	13/10/2014 6:40	28.00	83.5	5.55	4.4	SR5	13/10/2014 12:40	28.45	76.1	**4.96**	6.1	SR5	13/10/2014 18:40	28.54	83.2	5.44	2.4
SR5	13/10/2014 0:45	28.48	75.0	**4.88**	3.6	SR5	13/10/2014 6:45	28.03	83.6	5.55	4.2	SR5	13/10/2014 12:45	28.46	76.6	**4.99**	6.9	SR5	13/10/2014 18:45	28.57	83.5	5.46	1.9
SR5	13/10/2014 0:50	28.41	74.5	**4.85**	3.3	SR5	13/10/2014 6:50	28.05	83.4	5.54	4.2	SR5	13/10/2014 12:50	28.46	76.0	**4.95**	6.1	SR5	13/10/2014 18:50	28.49	85.8	5.61	1.9
SR5	13/10/2014 0:55	28.51	77.8	**5.06**	4.8	SR5	13/10/2014 6:55	28.10	83.4	5.54	4.5	SR5	13/10/2014 12:55	28.47	76.4	**4.98**	5.0	SR5	13/10/2014 18:55	28.51	84.7	5.54	1.9
SR5	13/10/2014 1:00	28.54	77.9	**5.06**	5.3	SR5	13/10/2014 7:00	28.09	83.2	5.52	4.9	SR5	13/10/2014 13:00	28.47	76.3	**4.97**	5.8	SR5	13/10/2014 19:00	28.50	85.6	5.60	1.9
SR5	13/10/2014 1:05	28.52	77.9	**5.07**	5.1	SR5	13/10/2014 7:05	28.09	82.9	5.50	5.2	SR5	13/10/2014 13:05	28.47	76.7	**4.99**	6.5	SR5	13/10/2014 19:05	28.49	85.7	5.60	1.7
SR5	13/10/2014 1:10	28.52	78.1	**5.08**	4.4	SR5	13/10/2014 7:10	28.09	82.8	5.49	5.8	SR5	13/10/2014 13:10	28.47	76.5	**4.98**	5.7	SR5	13/10/2014 19:10	28.42	86.4	5.66	1.6
SR5	13/10/2014 1:15	28.53	77.6	**5.05**	4.9	SR5	13/10/2014 7:15	28.09	82.6	5.48	5.3	SR5	13/10/2014 13:15	28.48	76.5	**4.98**	7.0	SR5	13/10/2014 19:15	28.44	86.7	5.67	1.6
SR5	13/10/2014 1:20	28.52	77.6	**5.04**	4.6	SR5	13/10/2014 7:20	28.09	82.2	5.45	5.0	SR5	13/10/2014 13:20	28.48	76.4	**4.97**	6.0	SR5	13/10/2014 19:20	28.47	86.1	5.63	1.9
SR5	13/10/2014 1:25	28.53	77.1	**5.01**	5.2	SR5	13/10/2014 7:25	28.09	82.5	5.48	5.0	SR5	13/10/2014 13:25	28.48	76.3	**4.96**	6.1	SR5	13/10/2014 19:25	28.48	85.6	5.60	1.9
SR5	13/10/2014 1:30	28.53	77.4	**5.03**	4.6	SR5	13/10/2014 7:30	28.08	82.7	5.49	5.6	SR5	13/10/2014 13:30	28.48	76.1	**4.95**	5.8	SR5	13/10/2014 19:30	28.51	79.9	**5.22**	2.1
SR5	13/10/2014 1:35	28.53	77.1	**5.01**	4.7	SR5	13/10/2014 7:35	28.10	83.2	5.52	4.7	SR5	13/10/2014 13:35	28.48	76.4	**4.97**	5.9	SR5	13/10/2014 19:35	28.53	79.7	**5.21**	2.1
SR5	13/10/2014 1:40	28.51	77.0	**5.00**	4.3	SR5	13/10/2014 7:40	28.10	82.9	5.50	5.4	SR5	13/10/2014 13:40	28.50	75.9	**4.94**	6.3	SR5	13/10/2014 19:40	28.53	80.2	**5.24**	2.3
SR5	13/10/2014 1:45	28.50	77.5	**5.04**	4.5	SR5	13/10/2014 7:45	28.09	83.4	5.53	4.3	SR5	13/10/2014 13:45	28.49	75.5	**4.91**	5.7	SR5	13/10/2014 19:45	28.53	80.7	**5.27**	3.4
SR5	13/10/2014 1:50	28.54	77.6	**5.04**	5.5	SR5	13/10/2014 7:50	28.10	83.2	5.52	5.4	SR5	13/10/2014 13:50	28.49	75.8	**4.93**	5.8	SR5	13/10/2014 19:50	28.52	79.8	**5.21**	3.3
SR5	13/10/2014 1:55	28.49	78.5	**5.11**	5.0	SR5	13/10/2014 7:55	28.07	83.2	5.52	4.3	SR5	13/10/2014 13:55	28.49	75.7	**4.93**	6.6	SR5	13/10/2014 19:55	28.48	79.6	**5.20**	2.3
SR5	13/10/2014 2:00	28.48	78.6	**5.12**	4.3	SR5	13/10/2014 8:00	28.10	81.9	5.43	4.9	SR5	13/10/2014 14:00	28.49	75.9	**4.94**	6.3	SR5	13/10/2014 20:00	28.47	79.4	**5.19**	2.5
SR5	13/10/2014 2:05	28.48	78.5	**5.11**	5.3	SR5	13/10/2014 8:05	28.07	81.2	5.39	4.8	SR5	13/10/2014 14:05	28.49	75.6	**4.92**	6.1	SR5	13/10/2014 20:05	28.48	79.0	**5.16**	2.5
SR5	13/10/2014 2:10	28.48	78.6	**5.12**	5.2	SR5	13/10/2014 8:10	28.07	81.0	**5.37**	4.4	SR5	13/10/2014 14:10	28.50	75.9	**4.94**	5.8	SR5	13/10/2014 20:10	28.46	79.0	**5.16**	3.2
SR5	13/10/2014 2:15	28.49	78.6	**5.12**	5.3	SR5	13/10/2014 8:15	28.02	80.5	**5.34**	3.9	SR5	13/10/2014 14:15	28.50	76.0	**4.94**	5.7	SR5	13/10/2014 20:15	28.49	77.8	**5.08**	2.9
SR5	13/10/2014 2:20	28.49	78.6	**5.12**	5.0	SR5	13/10/2014 8:20	28.05	80.5	**5.34**	4.2	SR5	13/10/2014 14:20	28.50	75.9	**4.93**	5.5	SR5	13/10/2014 20:20	28.49	77.9	**5.08**	2.8
SR5	13/10/2014 2:25	28.46	78.8	**5.14**	3.7	SR5	13/10/2014 8:25	28.03	81.0	**5.38**	4.2	SR5	13/10/2014 14:25	28.50	75.8	**4.93**	5.8	SR5	13/10/2014 20:25	28.50	77.5	**5.06**	3.0
SR5	13/10/2014 2:30	28.47	78.5	**5.11**	3.3	SR5	13/10/2014 8:30	28.05	80.9	**5.37**	4.4	SR5	13/10/2014 14:30	28.50	76.1	**4.94**	5.9	SR5	13/10/2014 20:30	28.50	78.0	**5.09**	2.8
SR5	13/10/2014 2:35	28.48	78.4	**5.11**	3.6	SR5	13/10/2014 8:35	28.04	81.5	5.41	4.3	SR5	13/10/2014 14:35	28.50	76.3	**4.96**	5.9	SR5	13/10/2014 20:35	28.50	78.0	**5.08**	3.0
SR5	13/10/2014 2:40	28.49	78.8	**5.14**	3.6	SR5	13/10/2014 8:40	28.07	82.1	5.45	4.1	SR5	13/10/2014 14:40	28.50	76.4	**4.96**	6.3	SR5	13/10/2014 20:40	28.50	78.2	**5.10**	2.8
SR5	13/10/2014 2:45	28.50	78.3	**5.10**	3.7	SR5	13/10/2014 8:45	28.08	82.5	5.47	3.6	SR5	13/10/2014 14:45	28.51	75.8	**4.92**	5.8	SR5	13/10/2014 20:45	28.50	77.5	**5.05**	2.7
SR5	13/10/2014 2:50	28.49	78.4	**5.11**	3.9	SR5	13/10/2014 8:50	28.08	82.5	5.47	4.0	SR5	13/10/2014 14:50	28.50	76.9	**5.00**	5.4	SR5	13/10/2014 20:50	28.50	77.6	**5.06**	2.7
SR5	13/10/2014 2:55	28.52	78.5	**5.11**	4.0	SR5	13/10/2014 8:55	28.05	81.4	5.40	3.8	SR5	13/10/2014 14:55	28.51	76.4	**4.96**	5.6	SR5	13/10/2014 20:55	28.47	74.5	**4.86**	2.4
SR5	13/10/2014 3:00	28.49	78.8	**5.14**	3.3	SR5	13/10/2014 9:00	28.04	81.6	5.42	6.2	SR5	13/10/2014 15:00	28.51	76.3	**4.96**	5.8	SR5	13/10/2014 21:00	28.50	76.9	**5.01**	2.8
SR5	13/10/2014 3:05	28.47	78.6	**5.13**	3.1	SR5	13/10/2014 9:05	28.05	81.3	5.40	4.0	SR5	13/10/2014 15:05	28.51	76.5	**4.97**	5.9	SR5	13/10/2014 21:05	28.48	76.8	**5.01**	2.7
SR5	13/10/2014 3:10	28.50	78.7	**5.13**	3.4	SR5	13/10/2014 9:10	28.05	80.7	**5.36**	4.1	SR5	13/10/2014 15:10	28.51	76.1	**4.94**	6.1	SR5	13/10/2014 21:10	28.51	77.4	**5.04**	2.8
SR5	13/10/2014 3:15	28.49	78.5	**5.12**	3.8	SR5	13/10/2014 9:15	28.06	80.6	**5.34**	4.1	SR5	13/10/2014 15:15	28.52	75.1	**4.88**	5.9	SR5	13/10/2014 21:15	28.50	76.6	**4.99**	3.1
SR5	13/10/2014 3:20	28.51	78.4	**5.11**	3.7	SR5	13/10/2014 9:20	28.05	80.0	**5.31**	4.1	SR5	13/10/2014 15:20	28.51	76.6	**4.97**	6.8	SR5	13/10/2014 21:20	28.51	76.9	**5.00**	3.2
SR5	13/10/2014 3:25	28.49	78.4	**5.11**	3.6	SR5	13/10/2014 9:25	28.08	80.1	**5.31**	4.4	SR5	13/10/2014 15:25	28.57	74.5	**4.84**	4.6	SR5	13/10/2014 21:25	28.50	76.1	**4.96**	2.9
SR5	13/10/2014 3:30	28.48	78.4	**5.11**	3.8	SR5	13/10/2014 9:30	28.05	80.0	**5.31**	4.3	SR5	13/10/2014 15:30	28.53	78.1	**5.08**	4.4	SR5	13/10/2014 21:30	28.50	76.4	**4.98**	3.2
SR5	13/10/2014 3:35	28.49	79.1	**5.15**	3.4	SR5	13/10/2014 9:35	28.14	80.9	**5.36**	4.4	SR5	13/10/2014 15:35	28.51	78.8	**5.12**	4.8	SR5	13/10/2014 21:35	28.51	76.2	**4.96**	4.5
SR5	13/10/2014 3:40	28.49	78.9	**5.14**	3.4	SR5	13/10/2014 9:40	28.13	80.2	**5.31**	4.3	SR5	13/10/2014 15:40	28.50	78.9	**5.13**	4.3	SR5	13/10/2014 21:40	28.50	76.3	**4.97**	5.2
SR5	13/10/2014 3:45	28.50	78.4	**5.11**	3.5	SR5	13/10/2014 9:45	28.00	80.7	**5.36**	4.6	SR5	13/10/2014 15:45	28.49	79.0	**5.14**	4.4	SR5	13/10/2014 21:45	28.48	76.0	**4.95**	4.9
SR5	13/10/2014 3:50	28.46	78.9	**5.15**	3.3	SR5	13/10/2014 9:50	28.12	80.7	**5.34**	4.9	SR5	13/10/2014 15:50	28.50	78.5	**5.10**	4.6	SR5	13/10/2014 21:50	28.51	76.1	**4.96**	4.3
SR5	13/10/2014 3:55	28.45	79.2	**5.16**	3.9	SR5	13/10/2014 9:55	28.17	81.3	**5.37**	4.4	SR5	13/10/2014 15:55	28.50	78.3	**5.10**	4.9	SR5	13/10/2014 21:55	28.49	76.1	**4.96**	5.5
SR5	13/10/2014 4:00	28.24	81.6	**5.35**	3.7	SR5	13/10/2014 10:00	28.19	81.3	**5.37**	5.2	SR5	13/10/2014 16:00	28.50	78.5	**5.10**	4.7	SR5	13/10/2014 22:00	28.47	75.9	**4.95**	4.8
SR5	13/10/2014 4:05	28.28	81.2	**5.32**	3.4	SR5	13/10/2014 10:05	28.21	80.4	**5.30**	6.1	SR5	13/10/2014 16:05	28.49	78.8	**5.13**	4.5	SR5	13/10/2014 22:05	28.50	75.8	**4.93**	5.5
SR5	13/10/2014 4:10	28.28	80.7	**5.29**	3.6	SR5	13/10/2014 10:10	28.23	79.4	**5.24**	6.0	SR5	13/10/2014 16:10	28.50	79.4	**5.17**	4.9	SR5	13/10/2014 22:10	28.51	76.2	**4.96**	5.6
SR5	13/10/2014 4:15	28.30	80.6	**5.28**	3.8	SR5	13/10/2014 10:15	28.28	79.1	**5.20**	7.1	SR5	13/10/2014 16:15	28.52	80.4	**5.23**	4.6	SR5	13/10/2014 22:15	28.51	76.4	**4.97**	4.9
SR5	13/10/2014 4:20	28.20	81.4	**5.35**	3.2	SR5	13/10/2014 10:20	28.30	79.1	**5.20**	6.6	SR5	13/10/2014 16:20	28.52	80.3	**5.23**	4.8	SR5	13/10/2014 22:20	28.51	76.2	**4.96**	4.8
SR5	13/10/2014 4:25	28.22	81.6	**5.36**	4.6	SR5	13/10/2014 10:25	28.32	79.0	**5.19**	6.2	SR5	13/10/2014 16:25	28.53	80.6	**5.25**	4.9	SR5	13/10/2014 22:25	28.51	76.2	**4.95**	5.1
SR5	13/10/2014 4:30	28.21	81.9	**5.38**	3.9	SR5	13/10/2014 10:30	28.32	78.4	**5.15**	6.8	SR5	13/10/2014 16:30	28.57	80.9	**5.26**	3.7	SR5	13/10/2014 22:30	28.51	76.1	**4.94**	4.6
SR5	13/10/2014 4:35	28.20	81.5	**5.35**	3.2	SR5	13/10/2014 10:35	28.31	78.4	**5.15**	5.9	SR5	13/10/2014 16:35	28.56	81.1	**5.28**	3.5	SR5	13/10/2014 22:35	28.51	75.9	**4.93**	4.6
SR5	13/10/2014 4:40	28.19	82.2	5.41	3.5	SR5	13/10/2014 10:40	28.30	79.0	**5.20**	5.3	SR5	13/10/2014 16:40	28.56	80.5	**5.24**	3.4	SR5	13/10/2014 22:40	28.52	76.2	**4.94**	4.3
SR5	13/10/2014 4:45	28.17	82.1	5.40	3.6	SR5	13/10/2014 10:45	28.31	79.0	**5.18**	5.9	SR5	13/10/2014 16:45	28.56	80.5	**5.24**	4.3	SR5	13/10/2014 22:45	28.52	76.3	**4.96**	4.4
SR5	13/10/2014 4:50	28.16	82.0	5.39	3.3	SR5	13/10/2014 10:50	28.34	78.7	**5.16**	5.7	SR5	13/10/2014 16:50	28.56	80.4	**5.23**	3.9	SR5	13/10/2014 22:50	28.51	75.2	**4.89**	3.9
SR5	13/10/2014 4:55	28.18	82.1	5.40	3.8	SR5	13/10/2014 10:55	28.36	78.5	**5.14**	5.6	SR5	13/10/2014 16:55	28.56	81.2	**5.29**	2.6	SR5	13/10/2014 22:55	28.51	74.6	**4.85**	3.9
SR5	13/10/2014 5:00	28.20	81.9	5.39	3.5	SR5	13/10/2014 11:00	28.36	78.2	**5.12**	5.7	SR5	13/10/2014 17:00	28.56	81.0	**5.28**	2.6	SR5	13/10/2014 23:00	28.51	73.7	**4.79**	3.7
SR5	13/10/2014 5:05	28.15	82.5	5.44	3.5	SR5	13/10/2014 11:05	28.35	78.6	**5.15**	4.8	SR5	13/10/2014 17:05	28.56	80.6	**5.25**	2.8	SR5	13/10/2014 23:05	28.51	74.5	**4.84**	4.4
SR5	13/10/2014 5:10	28.17	82.0	5.40	3.8	SR5	13/10/2014 11:10	28.37	77.8	**5.09**	6.0	SR5	13/10/2014 17:10	28.54	80.5	**5.24**	2.8	SR5	13/10/2014 23:10	28.52	75.7	**4.91**	5.5
SR5	13/10/2014 5:15	28.15	83.1	5.48	3.3	SR5	13/10/2014 11:15	28.37	77.7	**5.09**	5.0	SR5	13/10/2014 17:15	28.55	80.7	**5.26**	3.1	SR5	13/10/2014 23:15	28.52	74.9	**4.86**	5.0
SR5	13/10/2014 5:20	28.15	83.1	5.48	3.6	SR5	13/10/2014 11:20	28.38	77.9	**5.10**	5.6	SR5	13/10/2014 17:20	28.53	82.4	**5.37**	2.6	SR5	13/10/2014 23:20	28.52	74.8	**4.85**	5.3
SR5	13/10/2014 5:25	28.14	82.8	5.46	3.6	SR5	13/10/2014 11:25	28.38	77.0	**5.04**	5.1	SR5	13/10/2014 17:25	28.51	81.5	**5.31**	2.2	SR5	13/10/2014 23:25	28.52	74.4	**4.83**	5.0
SR5	13/10/2014 5:30	28.15	83.0	5.48	4.1	SR5	13/10/2014 11:30	28.38	76.6	**5.01**	5.2	SR5	13/10/2014 17:30	28.52	83.0	5.42	2.1	SR5	13/10/2014 23:30	28.52	76.0	**4.93**	5.4
SR5	13/10/2014 5:35	28.14	83.2	5.49	4.2	SR5	13/10/2014 11:35	28.38	76.7	**5.02**	4.2	SR5	13/10/2014 17:35	28.55	82.7	5.40	2.2	SR5	13/10/2014 23:35	28.52	76.1	**4.94**	5.3
SR5	13/10/2014 5:40	28.12	82.6	5.45	3.6	SR5	13/10/2014 11:40	28.36	76.5	**5.02**	4.8	SR5	13/10/2014 17:40	28.54	82.8	5.40	2.2	SR5	13/10/2014 23:40	28.52	75.8	**4.92**	5.5
SR5	13/10/2014 5:45	28.14	82.5	5.44	4.5	SR5	13/10/2014 11:45	28.40	77.1	**5.04**	4.5	SR5	13/10/2014 17:45	28.53	82.5	**5.38**	1.9	SR5	13/10/2014 23:45	28.52	75.9	**4.92**	5.9
SR5	13/10/2014 5:50	28.06	83.4	5.51	4.0	SR5	13/10/2014 11:50	28.41	77.5	**5.07**	4.7	SR5	13/10/2014 17:50	28.54	83.4	5.44	2.6	SR5	13/10/2014 23:50	28.52	75.9	**4.93**	5.8
SR5	13/10/2014 5:55	28.07	83.4	5.52	4.4	SR5	13/10/2014 11:55	28.41	77.4	**5.06**	4.7	SR5	13/10/2014 17:55	28.60	85.3	5.56	2.2	SR5	13/10/2014 23:55	28.52	76.3	**4.95**	5.9

Station	Timestamp	Temp (°C)	DO (%)	DO (mg/L)	Tur (NTU)	Station	Timestamp	Temp (°C)	DO (%)	DO (mg/L)	Tur (NTU)	Station	Timestamp	Temp (°C)	DO (%)	DO (mg/L)	Tur (NTU)	Station	Timestamp	Temp (°C)	DO (%)	DO (mg/L)	Tur (NTU)
SR9	13/10/2014 0:00	28.12	85.2	**5.62**	**6.3**	SR9	13/10/2014 6:00	27.76	78.5	**5.19**	**7.3**	SR9	13/10/2014 12:00	27.63	83.0	**5.51**	**8.9**	SR9	13/10/2014 18:00	27.98	94.6	6.24	3.7
SR9	13/10/2014 0:05	28.13	85.0	**5.59**	**7.1**	SR9	13/10/2014 6:05	27.80	77.3	**5.10**	**8.4**	SR9	13/10/2014 12:05	27.64	83.3	**5.54**	**10.2**	SR9	13/10/2014 18:05	27.98	94.5	6.26	4.0
SR9	13/10/2014 0:10	28.12	84.4	**5.56**	**6.1**	SR9	13/10/2014 6:10	27.79	77.9	**5.15**	**8.7**	SR9	13/10/2014 12:10	27.67	85.3	**5.66**	**8.8**	SR9	13/10/2014 18:10	27.98	95.0	6.28	4.6
SR9	13/10/2014 0:15	28.12	85.6	**5.61**	**7.1**	SR9	13/10/2014 6:15	27.77	77.3	**5.09**	**8.8**	SR9	13/10/2014 12:15	27.70	85.7	**5.68**	**7.7**	SR9	13/10/2014 18:15	27.97	95.1	6.29	4.3
SR9	13/10/2014 0:20	28.11	84.8	**5.56**	**7.2**	SR9	13/10/2014 6:20	27.74	78.1	**5.16**	**8.7**	SR9	13/10/2014 12:20	27.72	88.0	**5.83**	**7.7**	SR9	13/10/2014 18:20	27.96	91.3	6.04	4.6
SR9	13/10/2014 0:25	28.12	85.1	**5.58**	**7.5**	SR9	13/10/2014 6:25	27.72	78.5	**5.20**	**8.5**	SR9	13/10/2014 12:25	27.74	88.1	**5.83**	**6.9**	SR9	13/10/2014 18:25	27.96	94.4	6.23	**5.5**
SR9	13/10/2014 0:30	28.12	84.5	**5.54**	**7.0**	SR9	13/10/2014 6:30	27.69	77.8	**5.13**	**9.5**	SR9	13/10/2014 12:30	27.74	87.5	**5.79**	**6.9**	SR9	13/10/2014 18:30	27.94	90.9	6.00	4.1
SR9	13/10/2014 0:35	28.10	84.7	**5.56**	**6.7**	SR9	13/10/2014 6:35	27.65	77.8	**5.14**	**7.8**	SR9	13/10/2014 12:35	27.75	87.6	**5.80**	**7.1**	SR9	13/10/2014 18:35	27.94	90.1	**5.94**	4.6
SR9	13/10/2014 0:40	28.12	84.7	**5.56**	**7.8**	SR9	13/10/2014 6:40	27.62	77.4	**5.13**	**7.4**	SR9	13/10/2014 12:40	27.77	87.6	**5.79**	**6.6**	SR9	13/10/2014 18:40	27.95	92.8	6.13	**4.8**
SR9	13/10/2014 0:45	28.10	84.3	**5.53**	**7.0**	SR9	13/10/2014 6:45	27.63	77.2	**5.13**	**9.4**	SR9	13/10/2014 12:45	27.78	86.8	**5.74**	**6.5**	SR9	13/10/2014 18:45	27.93	91.5	6.06	**5.7**
SR9	13/10/2014 0:50	28.09	84.4	**5.53**	**6.7**	SR9	13/10/2014 6:50	27.59	76.9	**5.12**	**9.2**	SR9	13/10/2014 12:50	27.80	87.4	**5.77**	**6.4**	SR9	13/10/2014 18:50	27.92	91.6	6.03	4.2
SR9	13/10/2014 0:55	28.09	84.4	**5.53**	**6.4**	SR9	13/10/2014 6:55	27.56	76.1	**5.08**	**10.0**	SR9	13/10/2014 12:55	27.83	89.4	**5.90**	**6.8**	SR9	13/10/2014 18:55	27.87	90.2	**5.95**	4.1
SR9	13/10/2014 1:00	28.07	84.4	**5.53**	**6.7**	SR9	13/10/2014 7:00	27.57	75.7	**5.05**	**9.2**	SR9	13/10/2014 13:00	27.83	88.5	**5.84**	**6.5**	SR9	13/10/2014 19:00	27.87	88.8	**5.88**	3.9
SR9	13/10/2014 1:05	28.07	84.1	**5.50**	**7.3**	SR9	13/10/2014 7:05	27.52	76.5	**5.10**	**7.7**	SR9	13/10/2014 13:05	27.83	89.4	**5.90**	**7.0**	SR9	13/10/2014 19:05	27.87	88.7	**5.85**	4.2
SR9	13/10/2014 1:10	28.06	83.6	**5.47**	**6.4**	SR9	13/10/2014 7:10	27.53	76.8	**5.10**	**8.6**	SR9	13/10/2014 13:10	27.84	89.8	**5.93**	**6.2**	SR9	13/10/2014 19:10	27.89	89.0	**5.86**	4.3
SR9	13/10/2014 1:15	28.07	85.0	**5.56**	**7.1**	SR9	13/10/2014 7:15	27.55	77.7	**5.16**	**8.0**	SR9	13/10/2014 13:15	27.83	89.8	**5.92**	**6.3**	SR9	13/10/2014 19:15	27.87	87.9	**5.81**	4.1
SR9	13/10/2014 1:20	28.05	84.5	**5.54**	**6.6**	SR9	13/10/2014 7:20	27.60	77.8	**5.16**	**9.4**	SR9	13/10/2014 13:20	27.85	89.8	**5.94**	**6.3**	SR9	13/10/2014 19:20	27.87	87.8	**5.79**	4.1
SR9	13/10/2014 1:25	28.03	85.1	**5.57**	**5.8**	SR9	13/10/2014 7:25	27.58	78.3	**5.20**	**9.0**	SR9	13/10/2014 13:25	27.87	90.9	6.01	**6.8**	SR9	13/10/2014 19:25	27.87	88.0	**5.82**	4.2
SR9	13/10/2014 1:30	28.03	85.1	**5.58**	**5.6**	SR9	13/10/2014 7:30	27.61	78.9	**5.23**	**9.1**	SR9	13/10/2014 13:30	27.88	90.4	5.98	**6.0**	SR9	13/10/2014 19:30	27.88	87.7	**5.80**	4.3
SR9	13/10/2014 1:35	28.00	84.4	**5.55**	**5.7**	SR9	13/10/2014 7:35	27.60	79.2	**5.25**	**9.6**	SR9	13/10/2014 13:35	27.88	91.8	6.07	**5.9**	SR9	13/10/2014 19:35	27.88	86.7	**5.71**	**6.7**
SR9	13/10/2014 1:40	28.00	85.1	**5.59**	**5.2**	SR9	13/10/2014 7:40	27.59	79.5	**5.26**	**9.8**	SR9	13/10/2014 13:40	27.88	91.2	6.03	**6.5**	SR9	13/10/2014 19:40	27.88	88.5	**5.81**	**4.9**
SR9	13/10/2014 1:45	28.02	85.4	**5.61**	**5.6**	SR9	13/10/2014 7:45	27.55	79.7	**5.28**	**9.7**	SR9	13/10/2014 13:45	27.89	92.1	6.07	**6.4**	SR9	13/10/2014 19:45	27.88	87.2	**5.75**	**5.0**
SR9	13/10/2014 1:50	27.98	85.7	**5.64**	**5.1**	SR9	13/10/2014 7:50	27.58	80.8	**5.35**	**9.5**	SR9	13/10/2014 13:50	27.89	92.2	6.09	**6.9**	SR9	13/10/2014 19:50	27.87	87.1	**5.74**	**5.2**
SR9	13/10/2014 1:55	27.97	86.3	**5.68**	**5.1**	SR9	13/10/2014 7:55	27.56	81.3	**5.39**	**11.3**	SR9	13/10/2014 13:55	27.90	92.8	6.13	**6.1**	SR9	13/10/2014 19:55	27.87	87.4	**5.75**	**5.8**
SR9	13/10/2014 2:00	27.99	86.4	**5.67**	**5.7**	SR9	13/10/2014 8:00	27.55	83.4	**5.53**	**9.5**	SR9	13/10/2014 14:00	27.98	93.2	6.15	**5.7**	SR9	13/10/2014 20:00	27.86	85.6	**5.65**	**6.5**
SR9	13/10/2014 2:05	27.98	85.9	**5.65**	**5.3**	SR9	13/10/2014 8:05	27.55	83.1	**5.51**	**8.7**	SR9	13/10/2014 14:05	27.82	90.5	5.98	**6.9**	SR9	13/10/2014 20:05	27.85	85.9	**5.66**	**5.8**
SR9	13/10/2014 2:10	27.99	85.9	**5.65**	**5.7**	SR9	13/10/2014 8:10	27.55	83.8	**5.55**	**11.2**	SR9	13/10/2014 14:10	27.93	92.2	6.09	**6.1**	SR9	13/10/2014 20:10	27.84	85.4	**5.64**	**6.5**
SR9	13/10/2014 2:15	27.99	85.6	**5.63**	**5.5**	SR9	13/10/2014 8:15	27.53	83.0	**5.50**	**13.8**	SR9	13/10/2014 14:15	28.05	93.1	6.13	**5.1**	SR9	13/10/2014 20:15	27.84	85.2	**5.63**	**5.8**
SR9	13/10/2014 2:20	27.97	84.9	**5.59**	**5.8**	SR9	13/10/2014 8:20	27.52	83.1	**5.52**	**11.1**	SR9	13/10/2014 14:20	27.99	93.1	6.14	**5.6**	SR9	13/10/2014 20:20	27.84	85.0	**5.61**	**7.1**
SR9	13/10/2014 2:25	27.96	85.5	**5.63**	**5.6**	SR9	13/10/2014 8:25	27.52	84.5	**5.61**	**8.4**	SR9	13/10/2014 14:25	27.98	93.1	6.14	**5.7**	SR9	13/10/2014 20:25	27.84	84.6	**5.60**	**6.9**
SR9	13/10/2014 2:30	27.98	85.7	**5.64**	**5.9**	SR9	13/10/2014 8:30	27.56	83.1	**5.51**	**10.2**	SR9	13/10/2014 14:30	28.01	93.4	6.16	**5.3**	SR9	13/10/2014 20:30	27.84	85.4	**5.63**	**6.3**
SR9	13/10/2014 2:35	27.94	85.4	**5.62**	**5.6**	SR9	13/10/2014 8:35	27.55	82.9	**5.49**	**9.9**	SR9	13/10/2014 14:35	28.01	93.7	6.17	**6.9**	SR9	13/10/2014 20:35	27.84	84.6	**5.57**	**6.1**
SR9	13/10/2014 2:40	27.96	85.1	**5.61**	**5.9**	SR9	13/10/2014 8:40	27.55	83.1	**5.51**	**9.2**	SR9	13/10/2014 14:40	28.03	92.7	6.11	**5.2**	SR9	13/10/2014 20:40	27.83	84.3	**5.56**	**5.9**
SR9	13/10/2014 2:45	27.95	85.0	**5.60**	**5.4**	SR9	13/10/2014 8:45	27.57	83.3	**5.52**	**10.6**	SR9	13/10/2014 14:45	28.01	93.2	6.14	**5.3**	SR9	13/10/2014 20:45	27.82	84.0	**5.55**	**5.9**
SR9	13/10/2014 2:50	27.93	84.7	**5.58**	**5.4**	SR9	13/10/2014 8:50	27.57	83.4	**5.53**	**10.0**	SR9	13/10/2014 14:50	27.99	93.8	6.18	**5.3**	SR9	13/10/2014 20:50	27.83	86.4	**5.69**	**5.8**
SR9	13/10/2014 2:55	27.94	85.0	**5.55**	**6.3**	SR9	13/10/2014 8:55	27.57	83.0	**5.50**	**10.3**	SR9	13/10/2014 14:55	28.00	93.7	6.17	**5.0**	SR9	13/10/2014 20:55	27.82	84.8	**5.60**	**5.6**
SR9	13/10/2014 3:00	27.95	84.6	**5.57**	**6.2**	SR9	13/10/2014 9:00	27.57	83.7	**5.54**	**10.1**	SR9	13/10/2014 15:00	28.00	93.9	6.19	**4.8**	SR9	13/10/2014 21:00	27.83	85.5	**5.63**	**6.0**
SR9	13/10/2014 3:05	27.94	84.4	**5.56**	**5.9**	SR9	13/10/2014 9:05	27.56	84.3	**5.60**	**9.8**	SR9	13/10/2014 15:05	28.02	94.4	6.22	**5.1**	SR9	13/10/2014 21:05	27.83	87.1	**5.75**	**5.9**
SR9	13/10/2014 3:10	27.96	84.2	**5.54**	**6.3**	SR9	13/10/2014 9:10	27.56	84.5	**5.64**	**9.8**	SR9	13/10/2014 15:10	28.02	95.1	6.27	**4.8**	SR9	13/10/2014 21:10	27.83	86.4	**5.69**	**5.7**
SR9	13/10/2014 3:15	27.95	83.4	**5.49**	**6.4**	SR9	13/10/2014 9:15	27.57	84.5	**5.64**	**10.4**	SR9	13/10/2014 15:15	28.03	94.5	6.23	**4.8**	SR9	13/10/2014 21:15	27.81	83.9	**5.53**	**5.3**
SR9	13/10/2014 3:20	27.92	82.8	**5.45**	**6.1**	SR9	13/10/2014 9:20	27.56	84.5	**5.62**	**10.4**	SR9	13/10/2014 15:20	28.05	94.3	6.22	4.4	SR9	13/10/2014 21:20	27.80	84.8	**5.59**	**5.6**
SR9	13/10/2014 3:25	27.92	82.1	**5.41**	**5.8**	SR9	13/10/2014 9:25	27.57	84.7	**5.62**	**10.8**	SR9	13/10/2014 15:25	28.04	94.8	6.25	4.7	SR9	13/10/2014 21:25	27.79	84.7	**5.63**	**5.2**
SR9	13/10/2014 3:30	27.95	83.7	**5.51**	**6.5**	SR9	13/10/2014 9:30	27.57	85.1	**5.65**	**12.0**	SR9	13/10/2014 15:30	28.05	95.0	6.26	4.1	SR9	13/10/2014 21:30	27.80	84.5	**5.62**	**5.2**
SR9	13/10/2014 3:35	27.92	82.7	**5.45**	**6.1**	SR9	13/10/2014 9:35	27.57	85.4	**5.67**	**9.3**	SR9	13/10/2014 15:35	28.02	95.0	6.26	**5.0**	SR9	13/10/2014 21:35	27.80	85.8	**5.68**	4.7
SR9	13/10/2014 3:40	27.93	82.5	**5.43**	**6.0**	SR9	13/10/2014 9:40	27.57	85.4	**5.68**	**9.5**	SR9	13/10/2014 15:40	28.04	95.8	6.31	4.3	SR9	13/10/2014 21:40	27.80	88.5	**5.86**	**5.1**
SR9	13/10/2014 3:45	27.91	82.4	**5.43**	**6.1**	SR9	13/10/2014 9:45	27.58	85.6	**5.67**	**9.4**	SR9	13/10/2014 15:45	28.09	96.3	6.34	4.2	SR9	13/10/2014 21:45	27.79	88.7	**5.89**	4.6
SR9	13/10/2014 3:50	27.91	81.1	**5.34**	**5.7**	SR9	13/10/2014 9:50	27.57	85.3	**5.67**	**9.8**	SR9	13/10/2014 15:50	28.07	95.5	6.28	4.6	SR9	13/10/2014 21:50	27.79	87.8	**5.83**	**4.8**
SR9	13/10/2014 3:55	27.90	81.7	**5.38**	**6.1**	SR9	13/10/2014 9:55	27.57	85.1	**5.65**	**10.0**	SR9	13/10/2014 15:55	28.09	95.0	6.26	4.3	SR9	13/10/2014 21:55	27.78	90.4	5.98	4.4
SR9	13/10/2014 4:00	27.90	81.4	**5.36**	**5.8**	SR9	13/10/2014 10:00	27.57	85.3	**5.66**	**10.9**	SR9	13/10/2014 16:00	28.02	93.9	6.20	4.2	SR9	13/10/2014 22:00	27.78	89.6	**5.93**	4.6
SR9	13/10/2014 4:05	27.89	81.3	**5.36**	**6.4**	SR9	13/10/2014 10:05	27.58	85.3	**5.67**	**10.0**	SR9	13/10/2014 16:05	28.10	93.9	6.19	4.2	SR9	13/10/2014 22:05	27.78	89.9	**5.96**	4.3
SR9	13/10/2014 4:10	27.89	81.4	**5.35**	**6.6**	SR9	13/10/2014 10:10	27.56	85.0	**5.65**	**10.8**	SR9	13/10/2014 16:10	28.11	94.4	6.23	4.4	SR9	13/10/2014 22:10	27.78	89.6	**5.94**	4.5
SR9	13/10/2014 4:15	27.87	80.8	**5.33**	**5.9**	SR9	13/10/2014 10:15	27.57	85.1	**5.65**	**9.9**	SR9	13/10/2014 16:15	28.10	94.8	6.24	3.8	SR9	13/10/2014 22:15	27.79	89.4	**5.88**	4.3
SR9	13/10/2014 4:20	27.86	81.1	**5.35**	**5.9**	SR9	13/10/2014 10:20	27.58	83.9	**5.56**	**10.0**	SR9	13/10/2014 16:20	28.13	94.2	6.19	3.7	SR9	13/10/2014 22:20	27.78	88.8	**5.88**	4.3
SR9	13/10/2014 4:25	27.87	80.7	**5.32**	**5.9**	SR9	13/10/2014 10:25	27.58	83.8	**5.56**	**9.6**	SR9	13/10/2014 16:25	28.14	94.6	6.23	3.7	SR9	13/10/2014 22:25	27.78	88.5	**5.81**	4.3
SR9	13/10/2014 4:30	27.87	80.7	**5.32**	**5.8**	SR9	13/10/2014 10:30	27.58	83.4	**5.54**	**9.9**	SR9	13/10/2014 16:30	28.10	94.6	6.23	3.8	SR9	13/10/2014 22:30	27.78	88.0	**5.78**	4.4
SR9	13/10/2014 4:35	27.88	80.8	**5.33**	**6.3**	SR9	13/10/2014 10:35	27.59	85.0	**5.64**	**10.7**	SR9	13/10/2014 16:35	28.15	94.3	6.21	3.7	SR9	13/10/2014 22:35	27.77	86.7	**5.71**	4.4
SR9	13/10/2014 4:40	27.86	80.3	**5.29**	**6.3**	SR9	13/10/2014 10:40	27.59	85.2	**5.65**	**9.6**	SR9	13/10/2014 16:40	28.09	94.6	6.23	4.0	SR9	13/10/2014 22:40	27.77	87.8	**5.84**	4.2
SR9	13/10/2014 4:45	27.86	80.5	**5.30**	**6.6**	SR9	13/10/2014 10:45	27.56	84.5	**5.60**	**10.4**	SR9	13/10/2014 16:45	28.13	94.5	6.22	3.3	SR9	13/10/2014 22:45	27.77	85.9	**5.71**	4.3
SR9	13/10/2014 4:50	27.86	81.2	**5.35**	**6.3**	SR9	13/10/2014 10:50	27.54	84.2	**5.59**	**10.8**	SR9	13/10/2014 16:50	28.14	93.9	6.18	3.5	SR9	13/10/2014 22:50	27.77	86.7	**5.78**	4.4
SR9	13/10/2014 4:55	27.83	80.1	**5.28**	**5.9**	SR9	13/10/2014 10:55	27.56	83.9	**5.56**	**10.9**	SR9	13/10/2014 16:55	28.15	93.8	6.17	3.2	SR9	13/10/2014 22:55	27.77	86.4	**5.76**	**5.6**
SR9	13/10/2014 5:00	27.85	81.6	**5.38**	**7.2**	SR9	13/10/2014 11:00	27.56	83.4	**5.53**	**10.8**	SR9	13/10/2014 17:00	28.08	94.2	6.20	3.4	SR9	13/10/2014 23:00	27.77	85.9	**5.71**	4.4
SR9	13/10/2014 5:05	27.83	81.6	**5.38**	**6.3**	SR9	13/10/2014 11:05	27.59	85.0	**5.64**	**9.8**	SR9	13/10/2014 17:05	28.11	94.5	6.22	3.5	SR9	13/10/2014 23:05	27.77	84.9	**5.65**	4.5
SR9	13/10/2014 5:10	27.83	81.8	**5.39**	**6.4**	SR9	13/10/2014 11:10	27.59	85.4	**5.66**	**9.2**	SR9	13/10/2014 17:10	28.11	94.3	6.21	3.3	SR9	13/10/2014 23:10	27.77	85.8	**5.70**	4.3
SR9	13/10/2014 5:15	27.82	80.8	**5.33**	**6.7**	SR9	13/10/2014 11:15	27.59	84.8	**5.63**	**10.5**	SR9	13/10/2014 17:15	28.08	94.3	6.21	3.3	SR9	13/10/2014 23:15	27.76	85.1	**5.67**	4.6
SR9	13/10/2014 5:20	27.81	80.7	**5.32**	**6.8**	SR9	13/10/2014 11:20	27.62	85.6	**5.67**	**8.3**	SR9	13/10/2014 17:20	28.07	94.3	6.21	3.5	SR9	13/10/2014 23:20	27.76	84.1	**5.60**	4.2
SR9	13/10/2014 5:25	27.79	80.8	**5.34**	**7.1**	SR9	13/10/2014 11:25	27.63	87.0	**5.76**	**7.7**	SR9	13/10/2014 17:25	28.08	93.4	6.15	3.1	SR9	13/10/2014 23:25	27.76	83.2	**5.53**	4.6
SR9	13/10/2014 5:30	27.80	81.6	**5.40**	**6.6**	SR9	13/10/2014 11:30	27.62	86.7	**5.74**	**7.4**	SR9	13/10/2014 17:30	28.03	93.8	6.18	3.5	SR9	13/10/2014 23:30	27.76	85.4	**5.67**	4.7
SR9	13/10/2014 5:35	27.80	81.7	**5.39**	**7.2**	SR9	13/10/2014 11:35	27.62	85.2	**5.65**	**8.5**	SR9	13/10/2014 17:35	28.00	94.8	6.25	3.7	SR9	13/10/2014 23:35	27.76	84.9	**5.62**	4.7
SR9	13/10/2014 5:40	27.78	81.6	**5.37**	**7.5**	SR9	13/10/2014 11:40	27.62	85.1	**5.65**	**7.8**	SR9	13/10/2014 17:40	28.00	96.6	6.38	4.2	SR9	13/10/2014 23:40	27.76	84.1	**5.57**	**5.4**
SR9	13/10/2014 5:45	27.77	79.4	**5.23**	**7.1**	SR9	13/10/2014 11:45	27.61	85.0	**5.64**	**8.3**	SR9	13/10/2014 17:45	28.00	96.7	6.38	4.1	SR9	13/10/2014 23:45	27.76	83.1	**5.51**	4.6
SR9	13/10/2014 5:50	27.79	78.5	**5.19**	**7.5**	SR9	13/10/2014 11:50	27.62	84.7	**5.62**	**8.4**	SR9	13/10/2014 17:50	28.01	95.4	6.29	4.1	SR9	13/10/2014 23:50	27.75	83.2	**5.52**	4.5
SR9	13/10/2014 5:55	27.78	78.5	**5.18**	**7.3**	SR9	13/10/2014 11:55	27.63	84.5	**5.61**	**8.4**	SR9	13/10/2014 17:55	28.00	95.2	6.28	4.0	SR9	13/10/2014 23:55	27.76	82.9	**5.52**	**4.8**

Station	Timestamp	Temp (°C)	DO (%)	DO (mg/L)	Tur (NTU)	Station	Timestamp	Temp (°C)	DO (%)	DO (mg/L)	Tur (NTU)	Station	Timestamp	Temp (°C)	DO (%)	DO (mg/L)	Tur (NTU)	Station	Timestamp	Temp (°C)	DO (%)	DO (mg/L)	Tur (NTU)
SR10	13/10/2014 0:00	28.53	83.8	**5.43**	3.3	SR10	13/10/2014 6:00	28.35	78.0	**5.07**	3.5	SR10	13/10/2014 12:00	28.41	85.0	**5.52**	3.5	SR10	13/10/2014 18:00	28.43	85.2	**5.53**	**5.1**
SR10	13/10/2014 0:05	28.56	83.7	**5.42**	3.6	SR10	13/10/2014 6:05	28.36	81.7	**5.31**	3.7	SR10	13/10/2014 12:05	28.44	86.1	**5.59**	3.2	SR10	13/10/2014 18:05	28.44	86.3	**5.60**	3.7
SR10	13/10/2014 0:10	28.54	83.6	**5.42**	3.3	SR10	13/10/2014 6:10	28.34	81.3	**5.29**	4.7	SR10	13/10/2014 12:10	28.40	85.2	**5.53**	**6.1**	SR10	13/10/2014 18:10	28.45	85.2	**5.53**	**5.0**
SR10	13/10/2014 0:15	28.57	83.7	**5.42**	3.7	SR10	13/10/2014 6:15	28.33	81.7	**5.31**	3.5	SR10	13/10/2014 12:15	28.46	86.6	**5.62**	2.9	SR10	13/10/2014 18:15	28.41	85.5	**5.56**	3.8
SR10	13/10/2014 0:20	28.57	83.7	**5.42**	4.0	SR10	13/10/2014 6:20	28.32	81.8	**5.32**	3.8	SR10	13/10/2014 12:20	28.46	86.6	**5.62**	2.8	SR10	13/10/2014 18:20	28.42	85.7	**5.57**	**5.1**
SR10	13/10/2014 0:25	28.56	83.8	**5.42**	4.0	SR10	13/10/2014 6:25	28.27	82.9	**5.40**	3.4	SR10	13/10/2014 12:25	28.46	86.7	**5.62**	2.8	SR10	13/10/2014 18:25	28.43	85.4	**5.55**	4.5
SR10	13/10/2014 0:30	28.51	83.8	**5.43**	3.4	SR10	13/10/2014 6:30	28.29	83.4	**5.43**	3.3	SR10	13/10/2014 12:30	28.49	87.0	**5.64**	2.8	SR10	13/10/2014 18:30	28.39	86.2	**5.60**	3.4
SR10	13/10/2014 0:35	28.53	83.8	**5.43**	3.4	SR10	13/10/2014 6:35	28.33	83.4	**5.42**	3.8	SR10	13/10/2014 12:35	28.51	87.1	**5.64**	3.0	SR10	13/10/2014 18:35	28.42	86.6	**5.62**	4.4
SR10	13/10/2014 0:40	28.50	83.8	**5.43**	3.3	SR10	13/10/2014 6:40	28.33	83.2	**5.41**	3.9	SR10	13/10/2014 12:40	28.52	87.2	**5.65**	3.0	SR10	13/10/2014 18:40	28.42	87.1	**5.66**	4.0
SR10	13/10/2014 0:45	28.55	83.8	**5.42**	4.4	SR10	13/10/2014 6:45	28.33	83.4	**5.42**	3.9	SR10	13/10/2014 12:45	28.52	87.7	**5.68**	3.0	SR10	13/10/2014 18:45	28.42	87.1	**5.65**	4.4
SR10	13/10/2014 0:50	28.56	83.5	**5.41**	4.4	SR10	13/10/2014 6:50	28.33	83.7	**5.44**	4.1	SR10	13/10/2014 12:50	28.54	87.8	**5.69**	2.7	SR10	13/10/2014 18:50	28.42	86.8	**5.64**	4.2
SR10	13/10/2014 0:55	28.57	83.5	**5.41**	4.6	SR10	13/10/2014 6:55	28.35	83.8	**5.45**	4.0	SR10	13/10/2014 12:55	28.55	87.9	**5.69**	**4.8**	SR10	13/10/2014 18:55	28.38	86.6	**5.62**	4.5
SR10	13/10/2014 1:00	28.55	83.5	**5.41**	4.1	SR10	13/10/2014 7:00	28.38	84.6	**5.49**	4.7	SR10	13/10/2014 13:00	28.55	87.6	**5.68**	2.8	SR10	13/10/2014 19:00	28.38	86.1	**5.59**	4.4
SR10	13/10/2014 1:05	28.56	83.4	**5.40**	**4.8**	SR10	13/10/2014 7:05	28.39	84.4	**5.48**	**5.5**	SR10	13/10/2014 13:05	28.55	87.6	**5.68**	2.5	SR10	13/10/2014 19:05	28.39	86.1	**5.59**	3.8
SR10	13/10/2014 1:10	28.55	83.0	**5.37**	4.5	SR10	13/10/2014 7:10	28.31	83.9	**5.45**	**5.7**	SR10	13/10/2014 13:10	28.55	87.5	**5.67**	2.8	SR10	13/10/2014 19:10	28.38	85.9	**5.58**	4.0
SR10	13/10/2014 1:15	28.56	82.7	**5.35**	**5.6**	SR10	13/10/2014 7:15	28.32	83.4	**5.42**	3.9	SR10	13/10/2014 13:15	28.52	87.6	**5.68**	3.3	SR10	13/10/2014 19:15	28.39	86.0	**5.59**	3.9
SR10	13/10/2014 1:20	28.53	81.4	**5.27**	4.5	SR10	13/10/2014 7:20	28.31	83.5	**5.42**	**4.9**	SR10	13/10/2014 13:20	28.48	87.1	**5.65**	2.7	SR10	13/10/2014 19:20	28.40	85.9	**5.58**	4.1
SR10	13/10/2014 1:25	28.52	80.5	**5.22**	4.1	SR10	13/10/2014 7:25	28.36	84.0	**5.46**	4.3	SR10	13/10/2014 13:25	28.48	87.0	**5.64**	2.5	SR10	13/10/2014 19:25	28.39	85.9	**5.58**	3.9
SR10	13/10/2014 1:30	28.48	78.8	**5.11**	3.6	SR10	13/10/2014 7:30	28.38	83.6	**5.43**	4.2	SR10	13/10/2014 13:30	28.48	86.9	**5.63**	2.6	SR10	13/10/2014 19:30	28.38	85.8	**5.57**	4.0
SR10	13/10/2014 1:35	28.50	80.5	**5.22**	3.3	SR10	13/10/2014 7:35	28.36	83.5	**5.42**	4.7	SR10	13/10/2014 13:35	28.44	85.5	**5.55**	3.7	SR10	13/10/2014 19:35	28.37	85.8	**5.58**	3.9
SR10	13/10/2014 1:40	28.48	80.5	**5.22**	3.5	SR10	13/10/2014 7:40	28.38	83.8	**5.44**	4.2	SR10	13/10/2014 13:40	28.44	86.2	**5.60**	2.7	SR10	13/10/2014 19:40	28.41	85.4	**5.55**	**5.1**
SR10	13/10/2014 1:45	28.46	81.5	**5.29**	3.2	SR10	13/10/2014 7:45	28.34	83.1	**5.39**	4.7	SR10	13/10/2014 13:45	28.43	82.7	**5.37**	3.1	SR10	13/10/2014 19:45	28.36	85.5	**5.56**	4.0
SR10	13/10/2014 1:50	28.44	82.7	**5.36**	3.1	SR10	13/10/2014 7:50	28.33	82.8	**5.38**	4.4	SR10	13/10/2014 13:50	28.43	83.9	**5.44**	**4.8**	SR10	13/10/2014 19:50	28.36	85.4	**5.55**	4.7
SR10	13/10/2014 1:55	28.46	82.1	**5.32**	3.1	SR10	13/10/2014 7:55	28.32	82.9	**5.39**	4.3	SR10	13/10/2014 13:55	28.39	85.2	**5.54**	3.7	SR10	13/10/2014 19:55	28.37	85.2	**5.54**	**4.9**
SR10	13/10/2014 2:00	28.46	81.5	**5.29**	3.3	SR10	13/10/2014 8:00	28.27	83.5	**5.43**	4.4	SR10	13/10/2014 14:00	28.41	83.3	**5.41**	3.3	SR10	13/10/2014 20:00	28.34	85.0	**5.53**	**4.9**
SR10	13/10/2014 2:05	28.47	82.1	**5.32**	3.3	SR10	13/10/2014 8:05	28.31	82.9	**5.39**	4.1	SR10	13/10/2014 14:05	28.40	82.1	**5.33**	3.6	SR10	13/10/2014 20:05	28.38	81.3	**5.29**	4.5
SR10	13/10/2014 2:10	28.46	81.9	**5.31**	3.4	SR10	13/10/2014 8:10	28.33	82.9	**5.39**	4.3	SR10	13/10/2014 14:10	28.38	84.5	**5.49**	4.1	SR10	13/10/2014 20:10	28.37	81.0	**5.26**	4.3
SR10	13/10/2014 2:15	28.46	80.6	**5.23**	3.5	SR10	13/10/2014 8:15	28.28	83.3	**5.42**	4.1	SR10	13/10/2014 14:15	28.39	83.9	**5.45**	3.7	SR10	13/10/2014 20:15	28.39	83.4	**5.42**	4.2
SR10	13/10/2014 2:20	28.46	81.4	**5.28**	3.3	SR10	13/10/2014 8:20	28.30	83.0	**5.40**	4.0	SR10	13/10/2014 14:20	28.45	83.6	**5.43**	3.2	SR10	13/10/2014 20:20	28.37	82.5	**5.37**	4.0
SR10	13/10/2014 2:25	28.45	80.6	**5.23**	3.4	SR10	13/10/2014 8:25	28.31	83.2	**5.41**	4.2	SR10	13/10/2014 14:25	28.48	84.5	**5.48**	3.1	SR10	13/10/2014 20:25	28.37	83.0	**5.40**	3.8
SR10	13/10/2014 2:30	28.46	81.2	**5.27**	3.3	SR10	13/10/2014 8:30	28.26	82.8	**5.39**	4.5	SR10	13/10/2014 14:30	28.55	87.7	**5.68**	2.7	SR10	13/10/2014 20:30	28.35	83.1	**5.41**	3.9
SR10	13/10/2014 2:35	28.45	80.7	**5.23**	3.5	SR10	13/10/2014 8:35	28.26	82.4	**5.36**	**4.9**	SR10	13/10/2014 14:35	28.52	86.3	**5.59**	3.3	SR10	13/10/2014 20:35	28.36	83.7	**5.44**	4.4
SR10	13/10/2014 2:40	28.44	81.4	**5.28**	3.6	SR10	13/10/2014 8:40	28.27	82.7	**5.38**	**5.0**	SR10	13/10/2014 14:40	28.45	85.7	**5.57**	3.4	SR10	13/10/2014 20:40	28.36	84.0	**5.46**	3.7
SR10	13/10/2014 2:45	28.43	81.3	**5.28**	3.3	SR10	13/10/2014 8:45	28.26	82.2	**5.35**	**5.8**	SR10	13/10/2014 14:45	28.47	83.7	**5.43**	3.1	SR10	13/10/2014 20:45	28.35	83.1	**5.41**	3.3
SR10	13/10/2014 2:50	28.45	81.2	**5.27**	3.5	SR10	13/10/2014 8:50	28.24	82.8	**5.39**	**5.5**	SR10	13/10/2014 14:50	28.54	84.7	**5.49**	2.5	SR10	13/10/2014 20:50	28.35	83.5	**5.43**	3.4
SR10	13/10/2014 2:55	28.44	80.7	**5.24**	3.4	SR10	13/10/2014 8:55	28.25	82.0	**5.34**	**6.5**	SR10	13/10/2014 14:55	28.58	85.7	**5.55**	2.7	SR10	13/10/2014 20:55	28.36	84.1	**5.47**	4.1
SR10	13/10/2014 3:00	28.45	81.0	**5.26**	3.4	SR10	13/10/2014 9:00	28.24	82.4	**5.36**	**5.4**	SR10	13/10/2014 15:00	28.60	87.5	**5.66**	2.4	SR10	13/10/2014 21:00	28.35	83.6	**5.44**	4.6
SR10	13/10/2014 3:05	28.45	81.5	**5.29**	3.4	SR10	13/10/2014 9:05	28.25	82.7	**5.38**	**5.4**	SR10	13/10/2014 15:05	28.62	86.9	**5.62**	2.2	SR10	13/10/2014 21:05	28.35	83.6	**5.44**	3.4
SR10	13/10/2014 3:10	28.42	81.9	**5.31**	3.5	SR10	13/10/2014 9:10	28.27	80.4	**5.23**	**6.0**	SR10	13/10/2014 15:10	28.62	87.2	**5.64**	2.5	SR10	13/10/2014 21:10	28.35	83.3	**5.42**	3.5
SR10	13/10/2014 3:15	28.44	81.4	**5.28**	3.5	SR10	13/10/2014 9:15	28.22	79.6	**5.18**	**7.0**	SR10	13/10/2014 15:15	28.61	86.5	**5.60**	2.6	SR10	13/10/2014 21:15	28.34	83.3	**5.42**	3.6
SR10	13/10/2014 3:20	28.44	80.9	**5.25**	3.8	SR10	13/10/2014 9:20	28.21	80.0	**5.21**	**6.5**	SR10	13/10/2014 15:20	28.55	85.2	**5.52**	2.9	SR10	13/10/2014 21:20	28.33	82.7	**5.38**	3.5
SR10	13/10/2014 3:25	28.43	79.8	**5.18**	4.0	SR10	13/10/2014 9:25	28.20	80.7	**5.26**	**5.7**	SR10	13/10/2014 15:25	28.49	82.2	**5.33**	4.0	SR10	13/10/2014 21:25	28.34	83.8	**5.45**	3.8
SR10	13/10/2014 3:30	28.40	80.8	**5.24**	3.3	SR10	13/10/2014 9:30	28.21	81.6	**5.31**	**5.3**	SR10	13/10/2014 15:30	28.46	85.5	**5.55**	2.8	SR10	13/10/2014 21:30	28.34	82.9	**5.39**	3.6
SR10	13/10/2014 3:35	28.42	81.5	**5.29**	**6.5**	SR10	13/10/2014 9:35	28.26	82.6	**5.38**	4.2	SR10	13/10/2014 15:35	28.48	85.3	**5.54**	3.1	SR10	13/10/2014 21:35	28.34	82.6	**5.37**	3.4
SR10	13/10/2014 3:40	28.42	80.4	**5.22**	4.1	SR10	13/10/2014 9:40	28.28	83.0	**5.40**	4.6	SR10	13/10/2014 15:40	28.50	87.8	**5.70**	2.5	SR10	13/10/2014 21:40	28.34	82.7	**5.38**	4.0
SR10	13/10/2014 3:45	28.40	79.3	**5.15**	**7.0**	SR10	13/10/2014 9:45	28.28	83.2	**5.41**	4.2	SR10	13/10/2014 15:45	28.52	88.9	**5.77**	2.7	SR10	13/10/2014 21:45	28.34	82.5	**5.37**	3.9
SR10	13/10/2014 3:50	28.41	81.3	**5.28**	4.0	SR10	13/10/2014 9:50	28.29	83.2	**5.41**	4.2	SR10	13/10/2014 15:50	28.50	88.5	**5.74**	2.3	SR10	13/10/2014 21:50	28.33	82.4	**5.36**	4.4
SR10	13/10/2014 3:55	28.42	80.0	**5.20**	3.9	SR10	13/10/2014 9:55	28.23	82.5	**5.37**	4.0	SR10	13/10/2014 15:55	28.50	88.0	**5.70**	2.4	SR10	13/10/2014 21:55	28.34	81.7	**5.32**	4.1
SR10	13/10/2014 4:00	28.43	81.5	**5.29**	3.9	SR10	13/10/2014 10:00	28.25	82.8	**5.39**	3.5	SR10	13/10/2014 16:00	28.45	86.7	**5.63**	2.9	SR10	13/10/2014 22:00	28.34	82.3	**5.36**	3.4
SR10	13/10/2014 4:05	28.42	81.2	**5.27**	4.1	SR10	13/10/2014 10:05	28.24	82.4	**5.36**	3.4	SR10	13/10/2014 16:05	28.43	84.6	**5.49**	3.6	SR10	13/10/2014 22:05	28.36	82.4	**5.36**	3.4
SR10	13/10/2014 4:10	28.40	80.9	**5.25**	3.9	SR10	13/10/2014 10:10	28.23	82.2	**5.35**	3.9	SR10	13/10/2014 16:10	28.50	88.5	**5.74**	2.6	SR10	13/10/2014 22:10	28.36	82.6	**5.38**	3.2
SR10	13/10/2014 4:15	28.42	80.5	**5.23**	4.1	SR10	13/10/2014 10:15	28.22	82.1	**5.34**	4.0	SR10	13/10/2014 16:15	28.45	86.9	**5.64**	3.0	SR10	13/10/2014 22:15	28.36	82.4	**5.36**	3.5
SR10	13/10/2014 4:20	28.41	79.6	**5.17**	4.1	SR10	13/10/2014 10:20	28.25	82.4	**5.37**	3.7	SR10	13/10/2014 16:20	28.47	87.5	**5.68**	2.9	SR10	13/10/2014 22:20	28.35	81.1	**5.27**	3.4
SR10	13/10/2014 4:25	28.41	79.3	**5.15**	3.9	SR10	13/10/2014 10:25	28.21	82.0	**5.34**	3.3	SR10	13/10/2014 16:25	28.50	87.6	**5.68**	3.7	SR10	13/10/2014 22:25	28.36	81.1	**5.28**	4.1
SR10	13/10/2014 4:30	28.40	77.6	**5.04**	3.8	SR10	13/10/2014 10:30	28.35	84.3	**5.48**	3.7	SR10	13/10/2014 16:30	28.50	86.4	**5.60**	**4.9**	SR10	13/10/2014 22:30	28.36	80.3	**5.22**	4.5
SR10	13/10/2014 4:35	28.39	79.2	**5.14**	3.8	SR10	13/10/2014 10:35	28.31	83.5	**5.43**	3.8	SR10	13/10/2014 16:35	28.49	86.8	**5.63**	4.0	SR10	13/10/2014 22:35	28.36	79.3	**5.15**	3.7
SR10	13/10/2014 4:40	28.37	78.6	**5.10**	3.6	SR10	13/10/2014 10:40	28.45	85.7	**5.56**	3.0	SR10	13/10/2014 16:40	28.48	85.4	**5.54**	4.6	SR10	13/10/2014 22:40	28.34	80.6	**5.24**	4.0
SR10	13/10/2014 4:45	28.36	78.3	**5.09**	3.5	SR10	13/10/2014 10:45	28.42	85.1	**5.52**	3.3	SR10	13/10/2014 16:45	28.46	86.1	**5.59**	4.2	SR10	13/10/2014 22:45	28.35	82.0	**5.33**	3.3
SR10	13/10/2014 4:50	28.37	76.7	**4.99**	3.8	SR10	13/10/2014 10:50	28.40	85.4	**5.54**	3.8	SR10	13/10/2014 16:50	28.47	86.2	**5.59**	4.4	SR10	13/10/2014 22:50	28.34	80.5	**5.24**	3.7
SR10	13/10/2014 4:55	28.37	76.9	**5.00**	4.1	SR10	13/10/2014 10:55	28.41	85.7	**5.56**	3.6	SR10	13/10/2014 16:55	28.48	86.4	**5.61**	3.9	SR10	13/10/2014 22:55	28.34	80.3	**5.23**	3.6
SR10	13/10/2014 5:00	28.38	77.6	**5.04**	3.9	SR10	13/10/2014 11:00	28.40	85.8	**5.57**	3.4	SR10	13/10/2014 17:00	28.45	86.3	**5.60**	4.1	SR10	13/10/2014 23:00	28.35	80.2	**5.22**	3.8
SR10	13/10/2014 5:05	28.35	76.8	**4.99**	3.5	SR10	13/10/2014 11:05	28.41	85.8	**5.57**	3.2	SR10	13/10/2014 17:05	28.44	85.6	**5.56**	4.6	SR10	13/10/2014 23:05	28.34	79.4	**5.17**	3.7
SR10	13/10/2014 5:10	28.35	76.3	**4.96**	3.4	SR10	13/10/2014 11:10	28.41	85.7	**5.56**	3.4	SR10	13/10/2014 17:10	28.48	86.5	**5.61**	**5.2**	SR10	13/10/2014 23:10	28.35	79.5	**5.17**	3.8
SR10	13/10/2014 5:15	28.35	72.6	**4.72**	3.4	SR10	13/10/2014 11:15	28.38	85.2	**5.53**	3.2	SR10	13/10/2014 17:15	28.46	86.7	**5.63**	4.1	SR10	13/10/2014 23:15	28.35	80.4	**5.23**	3.8
SR10	13/10/2014 5:20	28.35	74.6	**4.85**	3.8	SR10	13/10/2014 11:20	28.39	85.4	**5.54**	3.2	SR10	13/10/2014 17:20	28.47	86.4	**5.61**	**4.8**	SR10	13/10/2014 23:20	28.35	80.1	**5.21**	3.6
SR10	13/10/2014 5:25	28.34	75.8	**4.92**	3.7	SR10	13/10/2014 11:25	28.40	85.7	**5.56**	3.3	SR10	13/10/2014 17:25	28.47	86.3	**5.60**	4.5	SR10	13/10/2014 23:25	28.34	79.5	**5.17**	3.9
SR10	13/10/2014 5:30	28.34	76.6	**4.98**	3.6	SR10	13/10/2014 11:30	28.41	85.6	**5.56**	3.2	SR10	13/10/2014 17:30	28.46	86.2	**5.59**	**5.1**	SR10	13/10/2014 23:30	28.35	79.6	**5.18**	4.4
SR10	13/10/2014 5:35	28.35	76.1	**4.94**	3.9	SR10	13/10/2014 11:35	28.40	85.3	**5.54**	3.5	SR10	13/10/2014 17:35	28.46	86.1	**5.59**	**4.9**	SR10	13/10/2014 23:35	28.35	79.9	**5.20**	3.6
SR10	13/10/2014 5:40	28.35	75.7	**4.92**	3.9	SR10	13/10/2014 11:40	28.41	85.5	**5.55**	3.7	SR10	13/10/2014 17:40	28.46	85.7	**5.56**	**5.2**	SR10	13/10/2014 23:40	28.35	80.1	**5.21**	3.4
SR10	13/10/2014 5:45	28.34	75.1	**4.88**	3.6	SR10	13/10/2014 11:45	28.40	85.4	**5.54**	3.6	SR10	13/10/2014 17:45	28.45	85.6	**5.55**	**5.4**	SR10	13/10/2014 23:45	28.34	80.5	**5.24**	3.4
SR10	13/10/2014 5:50	28.35	75.3	**4.89**	3.8	SR10	13/10/2014 11:50	28.40	85.4	**5.55**	3.4	SR10	13/10/2014 17:50	28.45	85.3	**5.54**	**5.9**	SR10	13/10/2014 23:50	28.34	80.8	**5.26**	3.5
SR10	13/10/2014 5:55	28.35	76.0	**4.94**	3.4	SR10	13/10/2014 11:55	28.41	85.3	**5.54**	3.7	SR10	13/10/2014 17:55	28.44	86.1	**5.59**	**4.9**	SR10	13/10/2014 23:55	28.35	82.3	**5.35**	4.4

Station	Timestamp	Temp (°C)	DO (%)	DO (mg/L)	Tur (NTU)	Station	Timestamp	Temp (°C)	DO (%)	DO (mg/L)	Tur (NTU)	Station	Timestamp	Temp (°C)	DO (%)	DO (mg/L)	Tur (NTU)	Station	Timestamp	Temp (°C)	DO (%)	DO (mg/L)	Tur (NTU)
SR11	13/10/2014 0:00	28.58	74.1	**4.88**	2.0	SR11	13/10/2014 6:00	28.42	65.6	**4.33**	2.6	SR11	13/10/2014 12:00	28.49	74.6	**4.92**	4.6	SR11	13/10/2014 18:00	28.60	74.5	**4.91**	2.7
SR11	13/10/2014 0:05	28.61	71.1	**4.67**	1.9	SR11	13/10/2014 6:05	28.41	66.5	**4.38**	2.1	SR11	13/10/2014 12:05	28.47	75.9	**5.01**	1.9	SR11	13/10/2014 18:05	28.60	71.1	**4.68**	3.7
SR11	13/10/2014 0:10	28.57	76.4	**5.03**	1.9	SR11	13/10/2014 6:10	28.40	65.4	**4.32**	4.1	SR11	13/10/2014 12:10	28.48	72.9	**4.82**	4.3	SR11	13/10/2014 18:10	28.59	75.8	**5.00**	2.2
SR11	13/10/2014 0:15	28.61	70.1	**4.61**	2.2	SR11	13/10/2014 6:15	28.44	67.4	**4.44**	2.4	SR11	13/10/2014 12:15	28.51	75.2	**4.96**	2.3	SR11	13/10/2014 18:15	28.58	74.7	**4.92**	2.6
SR11	13/10/2014 0:20	28.58	70.6	**4.64**	2.0	SR11	13/10/2014 6:20	28.40	67.3	**4.44**	2.8	SR11	13/10/2014 12:20	28.50	71.8	**4.74**	3.0	SR11	13/10/2014 18:20	28.59	71.5	**4.70**	2.3
SR11	13/10/2014 0:25	28.60	73.6	**4.84**	2.3	SR11	13/10/2014 6:25	28.42	66.2	**4.36**	2.4	SR11	13/10/2014 12:25	28.48	71.6	**4.72**	4.3	SR11	13/10/2014 18:25	28.58	75.7	**4.98**	2.9
SR11	13/10/2014 0:30	28.61	73.8	**4.85**	2.1	SR11	13/10/2014 6:30	28.40	65.3	**4.31**	2.0	SR11	13/10/2014 12:30	28.45	72.3	**4.77**	**5.4**	SR11	13/10/2014 18:30	28.58	75.9	**4.99**	2.7
SR11	13/10/2014 0:35	28.61	71.3	**4.69**	2.4	SR11	13/10/2014 6:35	28.41	69.0	**4.56**	2.7	SR11	13/10/2014 12:35	28.48	71.4	**4.71**	3.7	SR11	13/10/2014 18:35	28.59	76.3	**5.02**	2.1
SR11	13/10/2014 0:40	28.66	69.0	**4.53**	3.0	SR11	13/10/2014 6:40	28.38	67.6	**4.46**	2.9	SR11	13/10/2014 12:40	28.42	69.9	**4.62**	1.6	SR11	13/10/2014 18:40	28.58	76.1	**5.00**	2.5
SR11	13/10/2014 0:45	28.66	68.4	**4.50**	2.9	SR11	13/10/2014 6:45	28.39	68.5	**4.52**	2.2	SR11	13/10/2014 12:45	28.44	69.5	**4.59**	1.7	SR11	13/10/2014 18:45	28.59	74.9	**4.92**	2.6
SR11	13/10/2014 0:50	28.68	71.2	**4.67**	3.1	SR11	13/10/2014 6:50	28.40	69.6	**4.60**	2.3	SR11	13/10/2014 12:50	28.70	76.7	**5.04**	1.6	SR11	13/10/2014 18:50	28.57	74.0	**4.87**	2.6
SR11	13/10/2014 0:55	28.65	66.3	**4.36**	2.8	SR11	13/10/2014 6:55	28.39	67.1	**4.43**	2.1	SR11	13/10/2014 12:55	28.43	72.5	**4.79**	4.3	SR11	13/10/2014 18:55	28.57	76.2	**5.01**	2.1
SR11	13/10/2014 1:00	28.67	67.3	**4.42**	2.8	SR11	13/10/2014 7:00	28.36	68.6	**4.53**	1.9	SR11	13/10/2014 13:00	28.47	68.8	**4.54**	3.6	SR11	13/10/2014 19:00	28.57	75.0	**4.93**	2.2
SR11	13/10/2014 1:05	28.65	67.1	**4.41**	2.6	SR11	13/10/2014 7:05	28.37	69.0	**4.56**	1.7	SR11	13/10/2014 13:05	28.70	76.4	**5.03**	1.6	SR11	13/10/2014 19:05	28.58	75.8	**4.98**	3.3
SR11	13/10/2014 1:10	28.68	67.7	**4.44**	3.7	SR11	13/10/2014 7:10	28.37	66.3	**4.38**	1.9	SR11	13/10/2014 13:10	28.72	77.2	**5.08**	1.6	SR11	13/10/2014 19:10	28.57	75.3	**4.95**	2.3
SR11	13/10/2014 1:15	28.67	67.8	**4.45**	3.0	SR11	13/10/2014 7:15	28.37	68.6	**4.54**	3.4	SR11	13/10/2014 13:15	28.69	75.1	**4.94**	1.9	SR11	13/10/2014 19:15	28.57	76.0	**5.00**	4.1
SR11	13/10/2014 1:20	28.66	67.2	**4.41**	2.8	SR11	13/10/2014 7:20	28.35	66.3	**4.39**	2.2	SR11	13/10/2014 13:20	28.69	74.8	**4.92**	1.7	SR11	13/10/2014 19:20	28.58	74.8	**4.92**	2.4
SR11	13/10/2014 1:25	28.64	67.2	**4.41**	2.5	SR11	13/10/2014 7:25	28.34	65.7	**4.34**	2.1	SR11	13/10/2014 13:25	28.80	78.5	**5.15**	1.8	SR11	13/10/2014 19:25	28.57	73.1	**4.81**	3.3
SR11	13/10/2014 1:30	28.63	66.7	**4.38**	2.7	SR11	13/10/2014 7:30	28.35	67.2	**4.44**	1.9	SR11	13/10/2014 13:30	28.81	78.3	**5.14**	1.7	SR11	13/10/2014 19:30	28.57	70.3	**4.63**	3.0
SR11	13/10/2014 1:35	28.64	68.0	**4.46**	2.7	SR11	13/10/2014 7:35	28.33	66.8	**4.41**	2.3	SR11	13/10/2014 13:35	28.89	81.1	**5.32**	1.8	SR11	13/10/2014 19:35	28.57	72.9	**4.80**	2.3
SR11	13/10/2014 1:40	28.61	67.7	**4.45**	2.3	SR11	13/10/2014 7:40	28.32	66.7	**4.41**	1.7	SR11	13/10/2014 13:40	28.91	83.6	**5.48**	1.6	SR11	13/10/2014 19:40	28.57	72.0	**4.74**	2.5
SR11	13/10/2014 1:45	28.65	68.8	**4.52**	3.2	SR11	13/10/2014 7:45	28.32	69.6	**4.61**	2.8	SR11	13/10/2014 13:45	28.92	83.2	**5.45**	1.5	SR11	13/10/2014 19:45	28.56	70.6	**4.64**	3.5
SR11	13/10/2014 1:50	28.62	69.6	**4.57**	2.5	SR11	13/10/2014 7:50	28.31	67.3	**4.45**	2.9	SR11	13/10/2014 13:50	28.89	82.8	**5.43**	1.7	SR11	13/10/2014 19:50	28.56	71.2	**4.68**	3.4
SR11	13/10/2014 1:55	28.63	69.5	**4.57**	2.2	SR11	13/10/2014 7:55	28.33	71.9	**4.76**	3.3	SR11	13/10/2014 13:55	28.90	83.8	**5.49**	1.7	SR11	13/10/2014 19:55	28.56	73.4	**4.83**	1.9
SR11	13/10/2014 2:00	28.60	67.7	**4.45**	3.0	SR11	13/10/2014 8:00	28.32	70.0	**4.63**	3.1	SR11	13/10/2014 14:00	28.89	84.0	**5.51**	1.7	SR11	13/10/2014 20:00	28.55	70.2	**4.61**	3.7
SR11	13/10/2014 2:05	28.63	70.5	**4.64**	3.0	SR11	13/10/2014 8:05	28.29	64.6	**4.27**	3.2	SR11	13/10/2014 14:05	28.90	84.2	**5.53**	1.8	SR11	13/10/2014 20:05	28.55	70.9	**4.66**	2.3
SR11	13/10/2014 2:10	28.64	71.6	**4.71**	2.8	SR11	13/10/2014 8:10	28.30	65.5	**4.34**	2.6	SR11	13/10/2014 14:10	28.89	83.6	**5.49**	1.6	SR11	13/10/2014 20:10	28.53	65.1	**4.28**	3.5
SR11	13/10/2014 2:15	28.61	68.3	**4.49**	2.4	SR11	13/10/2014 8:15	28.30	65.4	**4.33**	2.3	SR11	13/10/2014 14:15	28.85	81.2	**5.33**	1.8	SR11	13/10/2014 20:15	28.54	68.1	**4.48**	2.7
SR11	13/10/2014 2:20	28.61	69.8	**4.59**	2.2	SR11	13/10/2014 8:20	28.30	66.1	**4.36**	2.3	SR11	13/10/2014 14:20	28.99	84.9	**5.56**	1.6	SR11	13/10/2014 20:20	28.54	67.7	**4.46**	2.9
SR11	13/10/2014 2:25	28.58	66.3	**4.36**	2.5	SR11	13/10/2014 8:25	28.29	65.5	**4.33**	2.2	SR11	13/10/2014 14:25	28.90	83.3	**5.46**	1.6	SR11	13/10/2014 20:25	28.53	66.1	**4.35**	3.2
SR11	13/10/2014 2:30	28.59	69.2	**4.55**	2.5	SR11	13/10/2014 8:30	28.30	65.0	**4.30**	2.5	SR11	13/10/2014 14:30	28.96	83.7	**5.49**	1.6	SR11	13/10/2014 20:30	28.53	67.9	**4.47**	3.2
SR11	13/10/2014 2:35	28.59	69.9	**4.60**	2.8	SR11	13/10/2014 8:35	28.29	65.5	**4.33**	2.3	SR11	13/10/2014 14:35	29.00	87.7	**5.75**	1.4	SR11	13/10/2014 20:35	28.52	66.2	**4.36**	2.9
SR11	13/10/2014 2:40	28.58	66.8	**4.39**	2.4	SR11	13/10/2014 8:40	28.29	65.8	**4.35**	2.5	SR11	13/10/2014 14:40	29.02	88.0	**5.76**	1.9	SR11	13/10/2014 20:40	28.52	66.1	**4.35**	3.5
SR11	13/10/2014 2:45	28.56	65.8	**4.33**	2.5	SR11	13/10/2014 8:45	28.30	63.8	**4.21**	**7.4**	SR11	13/10/2014 14:45	29.10	91.5	5.98	1.5	SR11	13/10/2014 20:45	28.52	70.9	**4.67**	2.0
SR11	13/10/2014 2:50	28.58	68.1	**4.48**	2.5	SR11	13/10/2014 8:50	28.29	64.8	**4.28**	2.2	SR11	13/10/2014 14:50	29.08	90.6	**5.93**	1.5	SR11	13/10/2014 20:50	28.51	66.7	**4.39**	2.9
SR11	13/10/2014 2:55	28.57	67.7	**4.45**	2.7	SR11	13/10/2014 8:55	28.30	62.4	**4.12**	2.6	SR11	13/10/2014 14:55	29.09	91.4	5.98	1.4	SR11	13/10/2014 20:55	28.51	69.3	**4.57**	2.2
SR11	13/10/2014 3:00	28.56	67.4	**4.43**	2.5	SR11	13/10/2014 9:00	28.32	61.7	**4.08**	3.2	SR11	13/10/2014 15:00	29.05	90.9	**5.95**	1.5	SR11	13/10/2014 21:00	28.52	71.2	**4.69**	2.2
SR11	13/10/2014 3:05	28.54	67.0	**4.41**	2.3	SR11	13/10/2014 9:05	28.31	64.0	**4.23**	2.6	SR11	13/10/2014 15:05	29.02	91.0	**5.95**	1.6	SR11	13/10/2014 21:05	28.52	71.5	**4.71**	1.7
SR11	13/10/2014 3:10	28.56	67.7	**4.45**	2.5	SR11	13/10/2014 9:10	28.34	63.1	**4.17**	3.9	SR11	13/10/2014 15:10	29.01	91.4	5.98	1.4	SR11	13/10/2014 21:10	28.51	70.2	**4.62**	2.1
SR11	13/10/2014 3:15	28.52	64.2	**4.22**	2.7	SR11	13/10/2014 9:15	28.33	66.8	**4.41**	2.8	SR11	13/10/2014 15:15	29.00	89.3	**5.85**	1.4	SR11	13/10/2014 21:15	28.50	69.0	**4.54**	2.9
SR11	13/10/2014 3:20	28.52	64.2	**4.22**	2.3	SR11	13/10/2014 9:20	28.34	64.1	**4.23**	3.4	SR11	13/10/2014 15:20	28.94	89.6	**5.88**	1.5	SR11	13/10/2014 21:20	28.50	69.2	**4.55**	2.4
SR11	13/10/2014 3:25	28.54	68.6	**4.50**	2.6	SR11	13/10/2014 9:25	28.34	63.7	**4.21**	3.3	SR11	13/10/2014 15:25	28.93	89.4	**5.86**	1.7	SR11	13/10/2014 21:25	28.52	70.9	**4.67**	2.1
SR11	13/10/2014 3:30	28.53	66.7	**4.38**	2.3	SR11	13/10/2014 9:30	28.34	64.9	**4.29**	3.8	SR11	13/10/2014 15:30	28.92	91.2	5.98	1.6	SR11	13/10/2014 21:30	28.50	70.3	**4.62**	1.8
SR11	13/10/2014 3:35	28.52	63.9	**4.20**	2.4	SR11	13/10/2014 9:35	28.35	62.4	**4.12**	3.7	SR11	13/10/2014 15:35	28.90	91.2	5.98	1.7	SR11	13/10/2014 21:35	28.51	71.2	**4.69**	1.5
SR11	13/10/2014 3:40	28.48	65.2	**4.29**	1.9	SR11	13/10/2014 9:40	28.35	66.5	**4.40**	2.9	SR11	13/10/2014 15:40	28.89	87.0	**5.71**	1.3	SR11	13/10/2014 21:40	28.50	70.9	**4.67**	2.2
SR11	13/10/2014 3:45	28.52	62.8	**4.13**	2.6	SR11	13/10/2014 9:45	28.36	65.2	**4.31**	3.6	SR11	13/10/2014 15:45	28.90	91.3	5.99	1.5	SR11	13/10/2014 21:45	28.50	72.1	**4.75**	1.9
SR11	13/10/2014 3:50	28.51	65.5	**4.31**	2.7	SR11	13/10/2014 9:50	28.37	62.8	**4.15**	4.5	SR11	13/10/2014 15:50	28.88	88.7	**5.82**	1.7	SR11	13/10/2014 21:50	28.49	75.3	**4.96**	2.0
SR11	13/10/2014 3:55	28.50	64.3	**4.23**	2.5	SR11	13/10/2014 9:55	28.37	64.5	**4.26**	3.7	SR11	13/10/2014 15:55	28.85	87.7	**5.75**	1.6	SR11	13/10/2014 21:55	28.49	75.5	**4.97**	1.8
SR11	13/10/2014 4:00	28.48	66.4	**4.37**	1.9	SR11	13/10/2014 10:00	28.36	63.2	**4.18**	3.6	SR11	13/10/2014 16:00	28.84	91.6	6.01	1.6	SR11	13/10/2014 22:00	28.49	74.6	**4.91**	1.9
SR11	13/10/2014 4:05	28.48	68.7	**4.52**	2.3	SR11	13/10/2014 10:05	28.38	63.7	**4.20**	**4.8**	SR11	13/10/2014 16:05	28.83	87.4	**5.74**	1.8	SR11	13/10/2014 22:05	28.49	74.8	**4.93**	2.1
SR11	13/10/2014 4:10	28.49	63.6	**4.19**	2.7	SR11	13/10/2014 10:10	28.38	67.7	**4.47**	3.7	SR11	13/10/2014 16:10	28.80	89.0	**5.85**	1.6	SR11	13/10/2014 22:10	28.51	76.5	**5.04**	1.0
SR11	13/10/2014 4:15	28.46	70.3	**4.63**	2.1	SR11	13/10/2014 10:15	28.37	62.5	**4.13**	3.9	SR11	13/10/2014 16:15	28.77	82.3	**5.41**	2.9	SR11	13/10/2014 22:15	28.51	78.1	**5.15**	1.3
SR11	13/10/2014 4:20	28.45	69.7	**4.59**	2.3	SR11	13/10/2014 10:20	28.38	68.3	**4.51**	2.6	SR11	13/10/2014 16:20	28.75	85.5	**5.62**	1.5	SR11	13/10/2014 22:20	28.51	78.1	**5.15**	1.3
SR11	13/10/2014 4:25	28.45	69.3	**4.56**	2.5	SR11	13/10/2014 10:25	28.38	62.8	**4.15**	4.5	SR11	13/10/2014 16:25	28.75	87.7	**5.77**	1.8	SR11	13/10/2014 22:25	28.49	74.6	**4.92**	1.5
SR11	13/10/2014 4:30	28.46	70.6	**4.65**	2.5	SR11	13/10/2014 10:30	28.38	67.9	**4.49**	2.2	SR11	13/10/2014 16:30	28.74	86.2	**5.67**	1.5	SR11	13/10/2014 22:30	28.49	74.9	**4.94**	1.5
SR11	13/10/2014 4:35	28.48	65.2	**4.30**	2.2	SR11	13/10/2014 10:35	28.39	71.4	**4.72**	2.7	SR11	13/10/2014 16:35	28.72	84.6	**5.57**	1.4	SR11	13/10/2014 22:35	28.49	74.1	**4.88**	1.6
SR11	13/10/2014 4:40	28.47	66.2	**4.36**	2.3	SR11	13/10/2014 10:40	28.39	67.1	**4.44**	2.8	SR11	13/10/2014 16:40	28.71	81.6	**5.37**	1.9	SR11	13/10/2014 22:40	28.49	77.5	**5.10**	1.2
SR11	13/10/2014 4:45	28.44	65.3	**4.30**	2.6	SR11	13/10/2014 10:45	28.42	72.4	**4.78**	2.1	SR11	13/10/2014 16:45	28.70	80.1	**5.27**	1.9	SR11	13/10/2014 22:45	28.49	77.8	**5.13**	1.2
SR11	13/10/2014 4:50	28.49	66.4	**4.37**	2.5	SR11	13/10/2014 10:50	28.42	72.3	**4.77**	1.9	SR11	13/10/2014 16:50	28.68	83.3	**5.48**	2.0	SR11	13/10/2014 22:50	28.47	74.2	**4.89**	1.3
SR11	13/10/2014 4:55	28.45	65.3	**4.30**	2.2	SR11	13/10/2014 10:55	28.41	71.1	**4.70**	2.0	SR11	13/10/2014 16:55	28.66	83.1	**5.47**	2.0	SR11	13/10/2014 22:55	28.48	75.8	**4.99**	1.4
SR11	13/10/2014 5:00	28.46	64.0	**4.21**	2.3	SR11	13/10/2014 11:00	28.41	71.6	**4.73**	1.9	SR11	13/10/2014 17:00	28.66	81.5	**5.37**	1.9	SR11	13/10/2014 23:00	28.48	74.5	**4.91**	1.6
SR11	13/10/2014 5:05	28.47	64.6	**4.25**	2.4	SR11	13/10/2014 11:05	28.42	72.4	**4.78**	1.7	SR11	13/10/2014 17:05	28.65	84.0	**5.54**	1.9	SR11	13/10/2014 23:05	28.48	76.7	**5.05**	1.3
SR11	13/10/2014 5:10	28.43	68.7	**4.52**	2.1	SR11	13/10/2014 11:10	28.42	69.8	**4.61**	2.4	SR11	13/10/2014 17:10	28.63	86.7	**5.71**	1.6	SR11	13/10/2014 23:10	28.47	72.3	**4.77**	1.5
SR11	13/10/2014 5:15	28.44	67.4	**4.44**	1.8	SR11	13/10/2014 11:15	28.47	74.6	**4.93**	2.5	SR11	13/10/2014 17:15	28.63	83.2	**5.49**	2.0	SR11	13/10/2014 23:15	28.48	77.0	**5.07**	1.1
SR11	13/10/2014 5:20	28.43	63.5	**4.19**	2.3	SR11	13/10/2014 11:20	28.48	78.0	**5.15**	2.2	SR11	13/10/2014 17:20	28.64	80.1	**5.28**	2.5	SR11	13/10/2014 23:20	28.47	76.9	**5.07**	1.3
SR11	13/10/2014 5:25	28.43	64.4	**4.24**	2.7	SR11	13/10/2014 11:25	28.47	77.7	**5.13**	2.2	SR11	13/10/2014 17:25	28.62	80.9	**5.33**	1.6	SR11	13/10/2014 23:25	28.47	75.3	**4.96**	1.8
SR11	13/10/2014 5:30	28.43	66.0	**4.35**	2.4	SR11	13/10/2014 11:30	28.43	75.2	**4.97**	**4.9**	SR11	13/10/2014 17:30	28.60	83.0	**5.47**	1.5	SR11	13/10/2014 23:30	28.46	74.1	**4.89**	1.3
SR11	13/10/2014 5:35	28.43	61.2	**4.03**	2.3	SR11	13/10/2014 11:35	28.52	77.7	**5.12**	1.9	SR11	13/10/2014 17:35	28.63	74.9	**4.94**	3.0	SR11	13/10/2014 23:35	28.46	73.9	**4.88**	1.5
SR11	13/10/2014 5:40	28.40	68.0	**4.49**	1.7	SR11	13/10/2014 11:40	28.53	79.4	**5.23**	2.2	SR11	13/10/2014 17:40	28.62	73.6	**4.85**	3.2	SR11	13/10/2014 23:40	28.46	74.5	**4.91**	1.7
SR11	13/10/2014 5:45	28.41	68.0	**4.48**	2.0	SR11	13/10/2014 11:45	28.51	78.3	**5.16**	1.9	SR11	13/10/2014 17:45	28.59	79.9	**5.27**	1.8	SR11	13/10/2014 23:45	28.46	74.3	**4.90**	1.3
SR11	13/10/2014 5:50	28.41	66.4	**4.38**	3.4	SR11	13/10/2014 11:50	28.47	79.2	**5.23**	1.7	SR11	13/10/2014 17:50	28.59	82.3	**5.43**	2.2	SR11	13/10/2014 23:50	28.46	72.5	**4.78**	1.3
SR11	13/10/2014 5:55	28.41	67.7	**4.46**	2.1	SR11	13/10/2014 11:55	28.58	79.5	**5.24**	1.7	SR11	13/10/2014 17:55	28.61	71.3	**4.70**	3.1	SR11	13/10/2014 23:55	28.47	76.5	**5.04**	1.0

Station	Timestamp	Temp (°C)	DO (%)	DO (mg/L)	Tur (NTU)	Station	Timestamp	Temp (°C)	DO (%)	DO (mg/L)	Tur (NTU)	Station	Timestamp	Temp (°C)	DO (%)	DO (mg/L)	Tur (NTU)	Station	Timestamp	Temp (°C)	DO (%)	DO (mg/L)	Tur (NTU)
SR12	13/10/2014 0:01	28.63	64.0	4.15	6.4	SR12	13/10/2014 6:01	28.40	70.2	4.58	8.8	SR12						SR12	13/10/2014 18:01	28.47	71.2	4.63	4.9
SR12	13/10/2014 0:06	28.55	67.0	4.35	5.2	SR12	13/10/2014 6:06	28.40	70.5	4.59	9.3	SR12	13/10/2014 12:06	28.52	68.3	4.43	6.1	SR12	13/10/2014 18:06	28.48	70.8	4.60	4.6
SR12	13/10/2014 0:11	28.56	67.3	4.37	5.0	SR12	13/10/2014 6:11	28.40	70.6	4.60	8.6	SR12	13/10/2014 12:11	28.52	68.1	4.42	6.5	SR12	13/10/2014 18:11	28.48	71.1	4.63	4.7
SR12	13/10/2014 0:16	28.55	66.5	4.32	5.0	SR12	13/10/2014 6:16	28.40	71.6	4.66	7.8	SR12	13/10/2014 12:16	28.52	66.7	4.33	6.2	SR12	13/10/2014 18:16	28.48	71.4	4.64	4.7
SR12	13/10/2014 0:21	28.54	68.0	4.42	5.5	SR12	13/10/2014 6:21	28.41	71.6	4.66	7.7	SR12	13/10/2014 12:21	28.52	68.0	4.42	5.6	SR12	13/10/2014 18:21	28.48	71.2	4.63	4.8
SR12	13/10/2014 0:26	28.56	67.2	4.36	5.1	SR12	13/10/2014 6:26	28.41	71.2	4.63	7.8	SR12	13/10/2014 12:26	28.53	68.4	4.44	5.4	SR12	13/10/2014 18:26	28.49	70.1	4.56	4.9
SR12	13/10/2014 0:31	28.55	67.1	4.36	5.4	SR12	13/10/2014 6:31	28.42	71.7	4.66	**15.6**	SR12	13/10/2014 12:31	28.53	68.8	4.46	5.8	SR12	13/10/2014 18:31	28.49	70.0	4.55	4.6
SR12	13/10/2014 0:36	28.55	66.6	4.33	4.8	SR12	13/10/2014 6:36	28.42	71.6	4.66	9.4	SR12	13/10/2014 12:36	28.53	67.4	4.38	5.0	SR12	13/10/2014 18:36	28.48	69.7	4.53	4.4
SR12	13/10/2014 0:41	28.57	66.0	4.29	5.3	SR12	13/10/2014 6:41	28.42	72.0	4.68	8.8	SR12	13/10/2014 12:41	28.54	67.5	4.38	6.3	SR12	13/10/2014 18:41	28.48	70.8	4.60	5.0
SR12	13/10/2014 0:46	28.58	64.8	4.20	5.2	SR12	13/10/2014 6:46	28.42	71.4	4.64	8.0	SR12	13/10/2014 12:46	28.54	68.2	4.43	7.2	SR12	13/10/2014 18:46	28.47	70.0	4.55	4.3
SR12	13/10/2014 0:51	28.58	64.2	4.17	4.3	SR12	13/10/2014 6:51	28.41	72.1	4.69	7.1	SR12	13/10/2014 12:51	28.54	69.5	4.51	5.5	SR12	13/10/2014 18:51	28.48	69.6	4.52	5.0
SR12	13/10/2014 0:56	28.49	66.5	4.33	4.3	SR12	13/10/2014 6:56	28.40	72.7	4.73	7.2	SR12	13/10/2014 12:56	28.55	68.6	4.45	5.5	SR12	13/10/2014 18:56	28.48	68.6	4.46	4.6
SR12	13/10/2014 1:01	28.50	66.6	4.34	4.5	SR12	13/10/2014 7:01	28.40	72.2	4.70	6.9	SR12	13/10/2014 13:01	28.55	67.9	4.41	5.6	SR12	13/10/2014 19:01	28.48	69.0	4.49	4.7
SR12	13/10/2014 1:06	28.51	65.9	4.29	4.2	SR12	13/10/2014 7:06	28.40	72.5	4.72	6.5	SR12	13/10/2014 13:06	28.55	68.0	4.41	5.3	SR12	13/10/2014 19:06	28.49	68.2	4.43	4.2
SR12	13/10/2014 1:11	28.51	65.2	4.24	4.5	SR12	13/10/2014 7:11	28.39	72.9	4.74	6.8	SR12	13/10/2014 13:11	28.55	68.4	4.44	5.5	SR12	13/10/2014 19:11	28.48	69.9	4.54	5.0
SR12	13/10/2014 1:16	28.51	65.0	4.23	3.9	SR12	13/10/2014 7:16	28.40	72.2	4.70	8.0	SR12	13/10/2014 13:16	28.55	67.4	4.37	8.5	SR12	13/10/2014 19:16	28.48	69.6	4.53	4.7
SR12	13/10/2014 1:21	28.50	64.9	4.22	4.1	SR12	13/10/2014 7:21	28.39	72.2	4.70	7.9	SR12	13/10/2014 13:21	28.55	71.2	4.62	5.3	SR12	13/10/2014 19:21	28.48	69.4	4.51	4.6
SR12	13/10/2014 1:26	28.50	65.8	4.28	3.8	SR12	13/10/2014 7:26	28.39	72.2	4.70	7.1	SR12	13/10/2014 13:26	28.57	70.4	4.57	5.9	SR12	13/10/2014 19:26	28.48	68.7	4.47	4.6
SR12	13/10/2014 1:31	28.50	65.4	4.26	4.0	SR12	13/10/2014 7:31	28.40	71.8	4.67	6.7	SR12	13/10/2014 13:31	28.57	69.5	4.51	5.4	SR12	13/10/2014 19:31	28.48	68.2	4.43	4.3
SR12	13/10/2014 1:36	28.51	65.1	4.24	4.3	SR12	13/10/2014 7:36	28.40	72.8	4.74	9.2	SR12	13/10/2014 13:36	28.57	69.6	4.51	5.4	SR12	13/10/2014 19:36	28.47	69.0	4.48	4.9
SR12	13/10/2014 1:41	28.51	65.3	4.25	4.5	SR12	13/10/2014 7:41	28.39	72.5	4.72	7.4	SR12	13/10/2014 13:41	28.57	69.1	4.48	5.9	SR12	13/10/2014 19:41	28.48	68.1	4.42	4.5
SR12	13/10/2014 1:46	28.51	64.4	4.19	4.1	SR12	13/10/2014 7:46	28.38	71.9	4.68	6.7	SR12	13/10/2014 13:46	28.58	68.0	4.41	5.4	SR12	13/10/2014 19:46	28.48	68.1	4.42	5.1
SR12	13/10/2014 1:51	28.52	65.1	4.24	4.0	SR12	13/10/2014 7:51	28.37	72.4	4.71	6.3	SR12	13/10/2014 13:51	28.59	67.8	4.39	4.2	SR12	13/10/2014 19:51	28.48	68.0	4.42	5.7
SR12	13/10/2014 1:56	28.51	64.3	4.18	4.0	SR12	13/10/2014 7:56	28.37	71.9	4.68	6.4	SR12	13/10/2014 13:56	28.58	67.4	4.37	4.3	SR12	13/10/2014 19:56	28.48	68.1	4.42	5.0
SR12	13/10/2014 2:01	28.52	64.3	4.19	4.0	SR12	13/10/2014 8:01	28.36	71.9	4.69	6.3	SR12	13/10/2014 14:01	28.57	66.1	4.29	4.4	SR12	13/10/2014 20:01	28.48	67.3	4.37	5.2
SR12	13/10/2014 2:06	28.52	64.9	4.22	4.0	SR12	13/10/2014 8:06	28.38	71.9	4.68	7.3	SR12	13/10/2014 14:06	28.57	66.1	4.29	6.3	SR12	13/10/2014 20:06	28.49	65.7	4.27	4.8
SR12	13/10/2014 2:11	28.51	65.3	4.25	3.8	SR12	13/10/2014 8:11	28.37	72.3	4.71	6.4	SR12	13/10/2014 14:11	28.55	65.6	4.26	5.7	SR12	13/10/2014 20:11	28.49	67.6	4.39	5.6
SR12	13/10/2014 2:16	28.52	65.6	4.27	4.0	SR12	13/10/2014 8:16	28.36	72.4	4.72	6.4	SR12	13/10/2014 14:16	28.54	65.1	4.23	6.4	SR12	13/10/2014 20:16	28.49	67.7	4.39	5.2
SR12	13/10/2014 2:21	28.52	65.7	4.27	4.7	SR12	13/10/2014 8:21	28.35	72.8	4.74	5.8	SR12	13/10/2014 14:21	28.53	65.9	4.28	7.2	SR12	13/10/2014 20:21	28.49	67.1	4.36	5.2
SR12	13/10/2014 2:26	28.52	65.6	4.27	4.5	SR12	13/10/2014 8:26	28.36	71.6	4.67	5.5	SR12	13/10/2014 14:26	28.52	64.5	4.19	6.8	SR12	13/10/2014 20:26	28.49	67.2	4.36	6.5
SR12	13/10/2014 2:31	28.53	66.6	4.33	4.9	SR12	13/10/2014 8:31	28.38	70.6	4.60	5.2	SR12	13/10/2014 14:31	28.58	68.1	4.42	4.5	SR12	13/10/2014 20:31	28.47	67.7	4.40	6.0
SR12	13/10/2014 2:36	28.53	66.6	4.34	4.7	SR12	13/10/2014 8:36	28.36	70.6	4.60	4.8	SR12	13/10/2014 14:36	28.59	68.4	4.44	4.6	SR12	13/10/2014 20:36	28.48	67.2	4.36	5.7
SR12	13/10/2014 2:41	28.53	66.7	4.34	5.0	SR12	13/10/2014 8:41	28.37	70.4	4.59	5.0	SR12	13/10/2014 14:41	28.59	68.3	4.43	4.1	SR12	13/10/2014 20:41	28.48	66.9	4.34	5.9
SR12	13/10/2014 2:46	28.52	66.6	4.34	4.7	SR12	13/10/2014 8:46	28.40	69.4	4.52	6.8	SR12	13/10/2014 14:46	28.56	67.5	4.38	4.7	SR12	13/10/2014 20:46	28.48	67.5	4.38	6.6
SR12	13/10/2014 2:51	28.52	66.6	4.33	4.6	SR12	13/10/2014 8:51	28.41	69.3	4.51	7.2	SR12	13/10/2014 14:51	28.53	66.2	4.30	6.2	SR12	13/10/2014 20:51	28.47	67.7	4.39	7.4
SR12	13/10/2014 2:56	28.51	66.7	4.34	4.7	SR12	13/10/2014 8:56	28.40	69.2	4.51	6.1	SR12	13/10/2014 14:56	28.53	66.7	4.33	5.5	SR12	13/10/2014 20:56	28.47	67.4	4.38	6.8
SR12	13/10/2014 3:01	28.51	66.2	4.31	4.6	SR12	13/10/2014 9:01	28.40	69.7	4.54	6.3	SR12	13/10/2014 15:01	28.52	66.9	4.34	6.0	SR12	13/10/2014 21:01	28.46	66.6	4.33	7.3
SR12	13/10/2014 3:06	28.50	67.1	4.37	4.6	SR12	13/10/2014 9:06	28.40	69.8	4.54	7.1	SR12	13/10/2014 15:06	28.51	67.5	4.38	5.8	SR12	13/10/2014 21:06	28.47	67.3	4.37	7.9
SR12	13/10/2014 3:11	28.49	66.9	4.36	4.4	SR12	13/10/2014 9:11	28.41	68.9	4.49	7.5	SR12	13/10/2014 15:11	28.55	69.3	4.50	4.3	SR12	13/10/2014 21:11	28.48	66.9	4.34	9.1
SR12	13/10/2014 3:16	28.49	67.0	4.36	4.9	SR12	13/10/2014 9:16	28.42	68.8	4.48	7.3	SR12	13/10/2014 15:16	28.53	69.1	4.48	4.2	SR12	13/10/2014 21:16	28.47	67.0	4.35	7.4
SR12	13/10/2014 3:21	28.48	67.3	4.38	5.3	SR12	13/10/2014 9:21	28.42	68.9	4.49	6.9	SR12	13/10/2014 15:21	28.54	67.7	4.40	5.8	SR12	13/10/2014 21:21	28.48	66.7	4.33	8.9
SR12	13/10/2014 3:26	28.49	67.2	4.38	6.3	SR12	13/10/2014 9:26	28.42	69.1	4.50	8.4	SR12	13/10/2014 15:26	28.54	67.1	4.35	7.9	SR12	13/10/2014 21:26	28.48	65.9	4.28	8.4
SR12	13/10/2014 3:31	28.49	66.9	4.36	5.8	SR12	13/10/2014 9:31	28.43	68.4	4.45	7.7	SR12	13/10/2014 15:31	28.54	66.8	4.33	8.4	SR12	13/10/2014 21:31	28.46	66.6	4.32	7.3
SR12	13/10/2014 3:36	28.48	66.6	4.34	5.3	SR12	13/10/2014 9:36	28.43	68.1	4.43	7.3	SR12	13/10/2014 15:36	28.54	67.4	4.37	8.0	SR12	13/10/2014 21:36	28.47	66.0	4.28	7.5
SR12	13/10/2014 3:41	28.48	66.5	4.33	5.3	SR12	13/10/2014 9:41	28.44	68.2	4.44	7.4	SR12	13/10/2014 15:41	28.55	68.7	4.46	4.8	SR12	13/10/2014 21:41	28.46	66.5	4.32	7.0
SR12	13/10/2014 3:46	28.48	66.4	4.33	5.7	SR12	13/10/2014 9:46	28.43	68.3	4.45	6.6	SR12	13/10/2014 15:46	28.66	71.9	4.66	3.8	SR12	13/10/2014 21:46	28.45	66.4	4.31	6.4
SR12	13/10/2014 3:51	28.49	66.9	4.35	6.1	SR12	13/10/2014 9:51	28.45	68.6	4.46	7.1	SR12	13/10/2014 15:51	28.56	72.1	4.68	4.0	SR12	13/10/2014 21:51	28.46	66.3	4.30	7.7
SR12	13/10/2014 3:56	28.48	66.8	4.35	5.6	SR12	13/10/2014 9:56	28.45	68.2	4.44	7.5	SR12	13/10/2014 15:56	28.57	71.1	4.61	4.6	SR12	13/10/2014 21:56	28.45	67.9	4.41	7.4
SR12	13/10/2014 4:01	28.48	66.1	4.31	5.7	SR12	13/10/2014 10:01	28.45	68.3	4.45	6.9	SR12	13/10/2014 16:01	28.55	71.0	4.61	4.3	SR12	13/10/2014 22:01	28.45	67.3	4.37	7.1
SR12	13/10/2014 4:06	28.47	67.0	4.37	5.3	SR12	13/10/2014 10:06	28.44	67.9	4.42	7.0	SR12	13/10/2014 16:06	28.54	70.6	4.59	4.3	SR12	13/10/2014 22:06	28.45	66.5	4.32	6.5
SR12	13/10/2014 4:11	28.47	66.7	4.35	5.8	SR12	13/10/2014 10:11	28.45	68.0	4.43	9.0	SR12	13/10/2014 16:11	28.54	70.4	4.57	5.0	SR12	13/10/2014 22:11	28.46	66.7	4.33	7.0
SR12	13/10/2014 4:16	28.46	66.6	4.34	5.9	SR12	13/10/2014 10:16	28.45	67.8	4.41	7.2	SR12	13/10/2014 16:16	28.55	70.2	4.56	5.2	SR12	13/10/2014 22:16	28.46	67.1	4.36	6.7
SR12	13/10/2014 4:21	28.47	68.2	4.45	6.1	SR12	13/10/2014 10:21	28.45	67.3	4.38	7.6	SR12	13/10/2014 16:21	28.54	69.8	4.53	5.8	SR12	13/10/2014 22:21	28.46	65.8	4.27	7.0
SR12	13/10/2014 4:26	28.47	68.6	4.47	6.0	SR12	13/10/2014 10:26	28.46	67.8	4.41	8.0	SR12	13/10/2014 16:26	28.54	70.3	4.57	4.9	SR12	13/10/2014 22:26	28.46	65.5	4.26	6.5
SR12	13/10/2014 4:31	28.46	67.5	4.39	5.1	SR12	13/10/2014 10:31	28.46	67.9	4.42	8.1	SR12	13/10/2014 16:31	28.53	70.2	4.56	5.1	SR12	13/10/2014 22:31	28.46	64.7	4.20	8.5
SR12	13/10/2014 4:36	28.46	67.2	4.38	5.6	SR12	13/10/2014 10:36	28.46	67.5	4.39	8.3	SR12	13/10/2014 16:36	28.53	70.1	4.55	4.9	SR12	13/10/2014 22:36	28.44	66.0	4.29	6.0
SR12	13/10/2014 4:41	28.46	67.5	4.40	6.0	SR12	13/10/2014 10:41	28.47	68.0	4.42	8.1	SR12	13/10/2014 16:41	28.52	70.0	4.55	4.4	SR12	13/10/2014 22:41	28.44	66.7	4.33	5.6
SR12	13/10/2014 4:46	28.46	67.3	4.39	6.1	SR12	13/10/2014 10:46	28.47	67.6	4.40	7.5	SR12	13/10/2014 16:46	28.50	71.3	4.63	5.4	SR12	13/10/2014 22:46	28.46	66.0	4.29	6.4
SR12	13/10/2014 4:51	28.47	68.1	4.43	6.2	SR12	13/10/2014 10:51	28.48	67.5	4.39	8.8	SR12	13/10/2014 16:51	28.49	71.7	4.66	5.3	SR12	13/10/2014 22:51	28.46	64.2	4.17	7.4
SR12	13/10/2014 4:56	28.47	67.0	4.36	6.1	SR12	13/10/2014 10:56	28.48	67.3	4.38	7.5	SR12	13/10/2014 16:56	28.48	71.8	4.67	5.0	SR12	13/10/2014 22:56	28.45	64.1	4.16	5.6
SR12	13/10/2014 5:01	28.46	67.7	4.41	7.5	SR12	13/10/2014 11:01	28.48	66.4	4.32	7.9	SR12	13/10/2014 17:01	28.47	72.3	4.70	5.5	SR12	13/10/2014 23:01	28.46	63.3	4.11	5.2
SR12	13/10/2014 5:06	28.45	68.8	4.48	**10.7**	SR12	13/10/2014 11:06	28.48	66.4	4.32	8.1	SR12	13/10/2014 17:06	28.47	72.2	4.70	6.0	SR12	13/10/2014 23:06	28.47	64.7	4.20	5.8
SR12	13/10/2014 5:11	28.44	69.5	4.53	9.5	SR12	13/10/2014 11:11	28.49	66.0	4.29	7.4	SR12	13/10/2014 17:11	28.47	72.0	4.68	5.3	SR12	13/10/2014 23:11	28.47	65.3	4.24	5.6
SR12	13/10/2014 5:16	28.44	69.4	4.52	**11.1**	SR12	13/10/2014 11:16	28.49	66.3	4.31	6.6	SR12	13/10/2014 17:16	28.48	72.2	4.69	5.4	SR12	13/10/2014 23:16	28.47	65.5	4.25	5.5
SR12	13/10/2014 5:21	28.42	70.1	4.57	8.7	SR12	13/10/2014 11:21	28.49	67.2	4.37	7.4	SR12	13/10/2014 17:21	28.48	71.7	4.66	5.3	SR12	13/10/2014 23:21	28.47	65.0	4.22	5.2
SR12	13/10/2014 5:26	28.42	70.4	4.59	8.0	SR12	13/10/2014 11:26	28.49	65.9	4.28	**11.1**	SR12	13/10/2014 17:26	28.48	71.1	4.62	5.0	SR12	13/10/2014 23:26	28.48	64.1	4.16	4.9
SR12	13/10/2014 5:31	28.42	70.7	4.60	8.5	SR12						SR12	13/10/2014 17:31	28.48	71.4	4.64	5.8	SR12	13/10/2014 23:31	28.47	64.4	4.18	5.3
SR12	13/10/2014 5:36	28.42	70.2	4.58	7.2	SR12						SR12	13/10/2014 17:36	28.48	70.9	4.61	5.2	SR12	13/10/2014 23:36	28.47	64.5	4.19	5.5
SR12	13/10/2014 5:41	28.41	70.1	4.57	7.7	SR12						SR12	13/10/2014 17:41	28.47	71.2	4.63	4.7	SR12	13/10/2014 23:41	28.48	63.4	4.12	5.7
SR12	13/10/2014 5:46	28.41	70.7	4.60	7.9	SR12						SR12	13/10/2014 17:46	28.46	71.5	4.65	4.8	SR12	13/10/2014 23:46	28.48	64.4	4.18	5.4
SR12	13/10/2014 5:51	28.40	70.1	4.57	6.8	SR12						SR12	13/10/2014 17:51	28.46	71.7	4.66	4.7	SR12	13/10/2014 23:51	28.48	64.4	4.18	5.5
SR12	13/10/2014 5:56	28.40	70.2	4.57	7.9	SR12						SR12	13/10/2014 17:56	28.49	70.9	4.61	5.4	SR12	13/10/2014 23:56	28.48	64.2	4.17	6.3

Station	Timestamp	Temp (°C)	DO (%)	DO (mg/L)	Tur (NTU)	Station	Timestamp	Temp (°C)	DO (%)	DO (mg/L)	Tur (NTU)	Station	Timestamp	Temp (°C)	DO (%)	DO (mg/L)	Tur (NTU)	Station	Timestamp	Temp (°C)	DO (%)	DO (mg/L)	Tur (NTU)
SR13	13/10/2014 0:00	28.56	67.4	**4.42**	3.8	SR13	13/10/2014 6:00	28.27	63.9	**4.27**	4.2	SR13	13/10/2014 12:00	28.44	67.5	**4.42**	1.6	SR13	13/10/2014 18:00	28.45	68.2	**4.47**	1.9
SR13	13/10/2014 0:05	28.56	67.5	**4.43**	3.1	SR13	13/10/2014 6:05	28.37	65.8	**4.39**	3.0	SR13	13/10/2014 12:05	28.47	67.8	**4.44**	1.7	SR13	13/10/2014 18:05	28.45	68.0	**4.45**	1.9
SR13	13/10/2014 0:10	28.56	66.2	**4.34**	2.8	SR13	13/10/2014 6:10	28.22	63.7	**4.26**	2.0	SR13	13/10/2014 12:10	28.53	68.7	**4.50**	2.5	SR13	13/10/2014 18:10	28.46	67.8	**4.44**	3.0
SR13	13/10/2014 0:15	28.57	65.7	**4.31**	2.8	SR13	13/10/2014 6:15	28.19	61.5	**4.12**	1.4	SR13	13/10/2014 12:15	28.49	67.8	**4.44**	1.8	SR13	13/10/2014 18:15	28.46	67.8	**4.43**	4.1
SR13	13/10/2014 0:20	28.57	65.6	**4.30**	3.0	SR13	13/10/2014 6:20	28.30	61.9	**4.14**	2.0	SR13	13/10/2014 12:20	28.49	67.9	**4.45**	2.2	SR13	13/10/2014 18:20	28.46	67.7	**4.43**	3.7
SR13	13/10/2014 0:25	28.56	67.0	**4.39**	3.7	SR13	13/10/2014 6:25	28.35	59.9	**4.00**	1.7	SR13	13/10/2014 12:25	28.46	67.6	**4.43**	1.7	SR13	13/10/2014 18:25	28.45	67.6	**4.42**	4.2
SR13	13/10/2014 0:30	28.55	67.1	**4.40**	4.0	SR13	13/10/2014 6:30	28.35	61.3	**4.09**	2.0	SR13	13/10/2014 12:30	28.48	67.4	**4.42**	1.5	SR13	13/10/2014 18:30	28.46	67.7	**4.43**	3.8
SR13	13/10/2014 0:35	28.55	66.1	**4.34**	3.6	SR13	13/10/2014 6:35	28.36	61.8	**4.12**	1.8	SR13	13/10/2014 12:35	28.50	67.5	**4.42**	1.5	SR13	13/10/2014 18:35	28.45	67.2	**4.40**	3.2
SR13	13/10/2014 0:40	28.55	66.8	**4.38**	3.5	SR13	13/10/2014 6:40	28.34	62.9	**4.19**	1.9	SR13	13/10/2014 12:40	28.46	67.3	**4.41**	1.7	SR13	13/10/2014 18:40	28.45	67.8	**4.43**	4.4
SR13	13/10/2014 0:45	28.55	66.5	**4.36**	3.7	SR13	13/10/2014 6:45	28.34	62.3	**4.16**	2.1	SR13	13/10/2014 12:45	28.44	66.9	**4.38**	3.0	SR13	13/10/2014 18:45	28.43	66.2	**4.33**	2.6
SR13	13/10/2014 0:50	28.56	65.9	**4.32**	3.3	SR13	13/10/2014 6:50	28.36	63.7	**4.25**	2.5	SR13	13/10/2014 12:50	28.44	67.1	**4.40**	1.9	SR13	13/10/2014 18:50	28.40	65.0	**4.26**	2.1
SR13	13/10/2014 0:55	28.56	66.6	**4.37**	4.1	SR13	13/10/2014 6:55	28.34	62.8	**4.19**	2.3	SR13	13/10/2014 12:55	28.46	67.2	**4.41**	1.6	SR13	13/10/2014 18:55	28.41	65.3	**4.28**	2.1
SR13	13/10/2014 1:00	28.56	66.4	**4.35**	2.8	SR13	13/10/2014 7:00	28.29	60.3	**4.02**	1.7	SR13	13/10/2014 13:00	28.44	66.8	**4.38**	3.0	SR13	13/10/2014 19:00	28.43	64.9	**4.25**	2.0
SR13	13/10/2014 1:05	28.56	65.9	**4.32**	2.7	SR13	13/10/2014 7:05	28.32	63.1	**4.20**	1.7	SR13	13/10/2014 13:05	28.45	66.4	**4.35**	2.8	SR13	13/10/2014 19:05	28.44	66.1	**4.32**	2.8
SR13	13/10/2014 1:10	28.56	65.3	**4.28**	2.9	SR13	13/10/2014 7:10	28.33	64.0	**4.26**	1.8	SR13	13/10/2014 13:10	28.46	67.1	**4.39**	1.5	SR13	13/10/2014 19:10	28.44	65.9	**4.31**	2.1
SR13	13/10/2014 1:15	28.56	65.7	**4.31**	2.9	SR13	13/10/2014 7:15	28.34	63.9	**4.25**	2.0	SR13	13/10/2014 13:15	28.45	66.8	**4.37**	3.6	SR13	13/10/2014 19:15	28.43	65.1	**4.26**	2.2
SR13	13/10/2014 1:20	28.55	66.1	**4.33**	3.3	SR13	13/10/2014 7:20	28.35	64.4	**4.28**	2.0	SR13	13/10/2014 13:20	28.45	66.4	**4.35**	3.8	SR13	13/10/2014 19:20	28.43	65.5	**4.28**	2.3
SR13	13/10/2014 1:25	28.55	66.2	**4.34**	4.1	SR13	13/10/2014 7:25	28.33	64.5	**4.29**	1.8	SR13	13/10/2014 13:25	28.46	66.4	**4.35**	2.7	SR13	13/10/2014 19:25	28.44	65.2	**4.27**	2.0
SR13	13/10/2014 1:30	28.55	65.3	**4.28**	2.8	SR13	13/10/2014 7:30	28.32	64.7	**4.30**	1.7	SR13	13/10/2014 13:30	28.46	66.7	**4.37**	2.3	SR13	13/10/2014 19:30	28.44	65.2	**4.27**	2.9
SR13	13/10/2014 1:35	28.54	65.3	**4.28**	2.2	SR13	13/10/2014 7:35	28.30	64.9	**4.31**	1.6	SR13	13/10/2014 13:35	28.46	66.5	**4.35**	3.5	SR13	13/10/2014 19:35	28.43	64.4	**4.21**	1.6
SR13	13/10/2014 1:40	28.55	64.7	**4.24**	2.0	SR13	13/10/2014 7:40	28.29	62.0	**4.12**	2.1	SR13	13/10/2014 13:40	28.45	66.2	**4.34**	3.2	SR13	13/10/2014 19:40	28.42	64.2	**4.20**	1.6
SR13	13/10/2014 1:45	28.55	64.9	**4.26**	2.1	SR13	13/10/2014 7:45	28.34	67.5	**4.48**	3.6	SR13	13/10/2014 13:45	28.45	66.3	**4.34**	3.4	SR13	13/10/2014 19:45	28.41	63.9	**4.19**	1.5
SR13	13/10/2014 1:50	28.55	64.8	**4.25**	1.9	SR13	13/10/2014 7:50	28.34	67.2	**4.45**	4.1	SR13	13/10/2014 13:50	28.44	66.2	**4.33**	2.7	SR13	13/10/2014 19:50	28.43	64.5	**4.22**	1.7
SR13	13/10/2014 1:55	28.55	64.4	**4.22**	1.8	SR13	13/10/2014 7:55	28.35	67.0	**4.43**	4.9	SR13	13/10/2014 13:55	28.44	66.2	**4.33**	1.8	SR13	13/10/2014 19:55	28.41	64.6	**4.23**	1.7
SR13	13/10/2014 2:00	28.55	65.2	**4.28**	2.1	SR13	13/10/2014 8:00	28.35	67.0	**4.44**	4.8	SR13	13/10/2014 14:00	28.43	66.1	**4.33**	1.7	SR13	13/10/2014 20:00	28.44	64.8	**4.24**	2.2
SR13	13/10/2014 2:05	28.54	64.1	**4.21**	1.6	SR13	13/10/2014 8:05	28.35	67.5	**4.47**	4.5	SR13	13/10/2014 14:05	28.42	66.0	**4.33**	1.2	SR13	13/10/2014 20:05	28.43	64.9	**4.24**	2.3
SR13	13/10/2014 2:10	28.54	63.3	**4.15**	1.5	SR13	13/10/2014 8:10	28.34	66.9	**4.43**	3.3	SR13	13/10/2014 14:10	28.45	66.4	**4.35**	2.1	SR13	13/10/2014 20:10	28.41	64.5	**4.22**	2.2
SR13	13/10/2014 2:15	28.55	63.1	**4.14**	1.8	SR13	13/10/2014 8:15	28.31	66.4	**4.40**	3.6	SR13	13/10/2014 14:15	28.45	65.8	**4.31**	1.7	SR13	13/10/2014 20:15	28.42	65.4	**4.28**	2.3
SR13	13/10/2014 2:20	28.55	63.9	**4.20**	1.9	SR13	13/10/2014 8:20	28.32	66.6	**4.41**	3.5	SR13	13/10/2014 14:20	28.44	65.7	**4.31**	2.0	SR13	13/10/2014 20:20	28.42	65.2	**4.27**	2.7
SR13	13/10/2014 2:25	28.54	66.5	**4.37**	4.4	SR13	13/10/2014 8:25	28.06	65.4	**4.35**	2.0	SR13	13/10/2014 14:25	28.40	66.1	**4.34**	1.5	SR13	13/10/2014 20:25	28.41	64.6	**4.23**	1.8
SR13	13/10/2014 2:30	28.55	65.8	**4.32**	5.7	SR13	13/10/2014 8:30	28.26	65.7	**4.35**	3.1	SR13	13/10/2014 14:30	28.44	65.7	**4.30**	2.5	SR13	13/10/2014 20:30	28.41	64.7	**4.24**	3.0
SR13	13/10/2014 2:35	28.54	65.7	**4.31**	4.4	SR13	13/10/2014 8:35	28.24	65.6	**4.35**	2.6	SR13	13/10/2014 14:35	28.46	66.1	**4.32**	3.4	SR13	13/10/2014 20:35	28.41	63.8	**4.18**	1.5
SR13	13/10/2014 2:40	28.53	65.7	**4.32**	3.5	SR13	13/10/2014 8:40	28.32	65.5	**4.33**	2.6	SR13	13/10/2014 14:40	28.47	65.9	**4.31**	3.2	SR13	13/10/2014 20:40	28.41	64.9	**4.25**	1.7
SR13	13/10/2014 2:45	28.54	65.9	**4.34**	4.2	SR13	13/10/2014 8:45	28.34	66.2	**4.37**	3.1	SR13	13/10/2014 14:45	28.45	66.1	**4.33**	2.8	SR13	13/10/2014 20:45	28.41	65.4	**4.28**	2.4
SR13	13/10/2014 2:50	28.54	65.5	**4.31**	3.6	SR13	13/10/2014 8:50	28.33	65.8	**4.34**	2.7	SR13	13/10/2014 14:50	28.49	67.4	**4.41**	2.4	SR13	13/10/2014 20:50	28.41	65.5	**4.29**	2.5
SR13	13/10/2014 2:55	28.54	64.7	**4.26**	2.5	SR13	13/10/2014 8:55	28.29	64.4	**4.26**	3.4	SR13	13/10/2014 14:55	28.47	66.6	**4.36**	2.0	SR13	13/10/2014 20:55	28.40	65.8	**4.31**	2.4
SR13	13/10/2014 3:00	28.54	64.0	**4.22**	2.8	SR13	13/10/2014 9:00	28.32	64.9	**4.29**	7.0	SR13	13/10/2014 15:00	28.48	68.1	**4.45**	2.3	SR13	13/10/2014 21:00	28.41	64.1	**4.20**	1.6
SR13	13/10/2014 3:05	28.54	64.2	**4.24**	3.2	SR13	13/10/2014 9:05	28.32	65.4	**4.31**	4.2	SR13	13/10/2014 15:05	28.48	68.1	**4.45**	2.7	SR13	13/10/2014 21:05	28.41	64.8	**4.24**	2.4
SR13	13/10/2014 3:10	28.54	64.3	**4.24**	3.3	SR13	13/10/2014 9:10	28.32	66.0	**4.35**	5.6	SR13	13/10/2014 15:10	28.47	67.8	**4.44**	2.1	SR13	13/10/2014 21:10	28.41	65.2	**4.27**	2.2
SR13	13/10/2014 3:15	28.54	64.5	**4.25**	3.8	SR13	13/10/2014 9:15	28.31	64.9	**4.28**	3.8	SR13						SR13	13/10/2014 21:15	28.42	63.3	**4.14**	1.8
SR13	13/10/2014 3:20	28.54	64.9	**4.28**	3.4	SR13	13/10/2014 9:20	28.32	64.9	**4.28**	3.7	SR13						SR13	13/10/2014 21:20	28.40	63.4	**4.15**	1.1
SR13	13/10/2014 3:25	28.54	63.4	**4.19**	2.0	SR13	13/10/2014 9:25	28.32	64.6	**4.26**	3.8	SR13						SR13	13/10/2014 21:25	28.43	63.8	**4.18**	1.2
SR13	13/10/2014 3:30	28.54	63.1	**4.17**	2.3	SR13	13/10/2014 9:30	28.32	64.6	**4.26**	3.0	SR13						SR13	13/10/2014 21:30	28.44	63.8	**4.18**	1.3
SR13	13/10/2014 3:35	28.49	62.0	**4.10**	2.1	SR13	13/10/2014 9:35	28.32	65.8	**4.34**	2.9	SR13	13/10/2014 15:35	28.47	67.1	**4.39**	2.8	SR13	13/10/2014 21:35	28.43	64.2	**4.20**	1.4
SR13	13/10/2014 3:40	28.51	64.4	**4.26**	2.9	SR13	13/10/2014 9:40	28.33	65.4	**4.31**	3.1	SR13	13/10/2014 15:40	28.48	66.4	**4.34**	2.7	SR13	13/10/2014 21:40	28.42	64.9	**4.25**	2.0
SR13	13/10/2014 3:45	28.51	62.9	**4.17**	2.4	SR13	13/10/2014 9:45	28.34	65.2	**4.29**	2.3	SR13	13/10/2014 15:45	28.45	66.1	**4.33**	2.3	SR13	13/10/2014 21:45	28.42	63.4	**4.15**	1.4
SR13	13/10/2014 3:50	28.52	62.7	**4.16**	2.1	SR13	13/10/2014 9:50	28.33	64.5	**4.25**	2.5	SR13	13/10/2014 15:50	28.46	67.2	**4.40**	3.2	SR13	13/10/2014 21:50	28.44	63.3	**4.14**	1.3
SR13	13/10/2014 3:55	28.52	65.1	**4.32**	3.1	SR13	13/10/2014 9:55	28.37	68.0	**4.48**	4.2	SR13	13/10/2014 15:55	28.45	66.9	**4.38**	3.5	SR13	13/10/2014 21:55	28.41	63.2	**4.13**	0.9
SR13	13/10/2014 4:00	28.52	64.2	**4.27**	2.6	SR13	13/10/2014 10:00	28.38	68.4	**4.50**	3.1	SR13	13/10/2014 16:00	28.47	66.6	**4.35**	3.2	SR13	13/10/2014 22:00	28.42	66.1	**4.32**	2.6
SR13	13/10/2014 4:05	28.52	63.3	**4.21**	1.8	SR13	13/10/2014 10:05	28.40	68.8	**4.52**	2.4	SR13	13/10/2014 16:05	28.47	66.3	**4.34**	3.2	SR13	13/10/2014 22:05	28.42	67.8	**4.44**	4.6
SR13	13/10/2014 4:10	28.50	62.4	**4.16**	1.2	SR13	13/10/2014 10:10	28.39	69.1	**4.54**	2.9	SR13	13/10/2014 16:10	28.46	66.6	**4.36**	3.5	SR13	13/10/2014 22:10	28.42	67.6	**4.42**	5.5
SR13	13/10/2014 4:15	28.51	66.1	**4.42**	3.2	SR13	13/10/2014 10:15	28.36	67.8	**4.46**	3.6	SR13	13/10/2014 16:15	28.46	66.6	**4.36**	3.3	SR13	13/10/2014 22:15	28.42	67.3	**4.40**	5.4
SR13	13/10/2014 4:20	28.50	65.8	**4.40**	3.5	SR13	13/10/2014 10:20	28.37	67.7	**4.45**	3.8	SR13	13/10/2014 16:20	28.46	67.1	**4.39**	**24.7**	SR13	13/10/2014 22:20	28.42	67.0	**4.39**	4.2
SR13	13/10/2014 4:25	28.51	65.7	**4.39**	4.6	SR13	13/10/2014 10:25	28.38	68.0	**4.47**	4.9	SR13	13/10/2014 16:25	28.45	66.8	**4.37**	**15.2**	SR13	13/10/2014 22:25	28.42	67.2	**4.40**	4.9
SR13	13/10/2014 4:30	28.48	63.7	**4.25**	2.8	SR13	13/10/2014 10:30	28.35	68.0	**4.47**	3.2	SR13	13/10/2014 16:30	28.46	66.9	**4.37**	7.7	SR13	13/10/2014 22:30	28.42	67.1	**4.39**	4.8
SR13	13/10/2014 4:35	28.49	63.9	**4.22**	7.6	SR13	13/10/2014 10:35	28.37	67.6	**4.44**	3.3	SR13	13/10/2014 16:35	28.45	67.3	**4.40**	6.6	SR13	13/10/2014 22:35	28.42	66.4	**4.35**	3.5
SR13	13/10/2014 4:40	28.46	62.9	**4.16**	3.1	SR13	13/10/2014 10:40	28.40	67.7	**4.45**	2.9	SR13	13/10/2014 16:40	28.44	66.5	**4.35**	4.1	SR13	13/10/2014 22:40	28.42	66.5	**4.35**	4.1
SR13	13/10/2014 4:45	28.48	63.4	**4.20**	2.4	SR13	13/10/2014 10:45	28.42	68.7	**4.51**	3.2	SR13	13/10/2014 16:45	28.45	65.6	**4.29**	6.3	SR13	13/10/2014 22:45	28.42	66.7	**4.36**	8.3
SR13	13/10/2014 4:50	28.48	63.2	**4.18**	3.0	SR13	13/10/2014 10:50	28.45	69.0	**4.53**	2.1	SR13	13/10/2014 16:50	28.46	65.3	**4.27**	6.8	SR13	13/10/2014 22:50	28.42	67.1	**4.39**	10.8
SR13	13/10/2014 4:55	28.48	62.8	**4.15**	2.0	SR13	13/10/2014 10:55	28.44	68.7	**4.51**	2.3	SR13	13/10/2014 16:55	28.46	65.2	**4.26**	7.0	SR13	13/10/2014 22:55	28.42	66.9	**4.38**	5.6
SR13	13/10/2014 5:00	28.47	62.1	**4.11**	1.8	SR13	13/10/2014 11:00	28.44	68.5	**4.49**	2.8	SR13	13/10/2014 17:00	28.46	65.5	**4.28**	9.3	SR13	13/10/2014 23:00	28.42	66.5	**4.35**	6.3
SR13	13/10/2014 5:05	28.47	61.2	**4.05**	2.0	SR13	13/10/2014 11:05	28.39	68.7	**4.51**	1.9	SR13	13/10/2014 17:05	28.46	65.3	**4.27**	6.4	SR13	13/10/2014 23:05	28.42	67.0	**4.38**	7.4
SR13	13/10/2014 5:10	28.47	61.8	**4.10**	2.2	SR13	13/10/2014 11:10	28.40	67.6	**4.44**	2.3	SR13	13/10/2014 17:10	28.46	65.6	**4.29**	6.1	SR13	13/10/2014 23:10	28.42	66.8	**4.37**	9.0
SR13	13/10/2014 5:15	28.44	66.4	**4.40**	4.8	SR13	13/10/2014 11:15	28.40	67.4	**4.43**	2.4	SR13	13/10/2014 17:15	28.46	65.6	**4.29**	6.3	SR13	13/10/2014 23:15	28.42	66.9	**4.38**	8.4
SR13	13/10/2014 5:20	28.45	65.5	**4.33**	7.4	SR13	13/10/2014 11:20	28.40	67.2	**4.41**	1.4	SR13	13/10/2014 17:20	28.45	67.0	**4.39**	3.9	SR13	13/10/2014 23:20	28.43	66.4	**4.34**	6.0
SR13	13/10/2014 5:25	28.44	64.2	**4.25**	3.1	SR13	13/10/2014 11:25	28.43	68.1	**4.47**	1.8	SR13	13/10/2014 17:25	28.44	68.0	**4.45**	2.6	SR13	13/10/2014 23:25	28.43	67.3	**4.41**	7.6
SR13	13/10/2014 5:30	28.40	61.1	**4.05**	2.8	SR13	13/10/2014 11:30	28.46	68.4	**4.49**	2.0	SR13	13/10/2014 17:30	28.43	67.8	**4.44**	2.0	SR13	13/10/2014 23:30	28.43	67.0	**4.38**	6.2
SR13	13/10/2014 5:35	28.45	62.8	**4.17**	3.1	SR13	13/10/2014 11:35	28.44	68.5	**4.49**	2.7	SR13	13/10/2014 17:35	28.44	69.5	**4.55**	1.8	SR13	13/10/2014 23:35	28.42	65.9	**4.31**	6.0
SR13	13/10/2014 5:40	28.40	61.4	**4.08**	3.5	SR13	13/10/2014 11:40	28.42	67.8	**4.45**	2.6	SR13	13/10/2014 17:40	28.44	69.2	**4.53**	1.4	SR13	13/10/2014 23:40	28.43	67.2	**4.40**	5.4
SR13	13/10/2014 5:45	28.41	61.9	**4.11**	2.5	SR13	13/10/2014 11:45	28.42	67.6	**4.43**	2.4	SR13	13/10/2014 17:45	28.45	69.6	**4.56**	1.9	SR13	13/10/2014 23:45	28.42	65.6	**4.29**	3.8
SR13	13/10/2014 5:50	28.36	62.7	**4.17**	2.6	SR13	13/10/2014 11:50	28.40	67.4	**4.42**	2.0	SR13	13/10/2014 17:50	28.44	69.0	**4.51**	2.8	SR13	13/10/2014 23:50	28.42	66.3	**4.34**	5.2
SR13	13/10/2014 5:55	28.35	63.9	**4.26**	2.5	SR13	13/10/2014 11:55	28.41	67.1	**4.40**	1.8	SR13	13/10/2014 17:55	28.44	68.4	**4.48**	2.1	SR13	13/10/2014 23:55	28.42	66.9	**4.38**	4.5

Station	Timestamp	NH_3 (mg/L)				Station	Timestamp	NH_3 (mg/L)			
SR4	13/10/2014 0:17	0.06				SR12	13/10/2014 0:17	0.07			
SR4	13/10/2014 0:37	0.07				SR12	13/10/2014 0:37	0.08			
SR4	13/10/2014 0:57	0.07				SR12	13/10/2014 0:57	0.08			
SR4	13/10/2014 1:17	0.08				SR12	13/10/2014 1:17	0.08			
SR4	13/10/2014 1:37	0.07				SR12	13/10/2014 1:37	0.06			
SR4	13/10/2014 1:57	0.07				SR12	13/10/2014 1:57	0.06			
SR4	13/10/2014 2:17	0.08				SR12	13/10/2014 2:17	0.06			
SR4	13/10/2014 2:37	0.08				SR12	13/10/2014 2:37	0.07			
SR4	13/10/2014 2:57	0.07				SR12	13/10/2014 2:57	0.08			
SR4	13/10/2014 3:17	0.05				SR12	13/10/2014 3:17	0.09			
SR4	13/10/2014 3:37	0.06				SR12	13/10/2014 3:37	0.08			
SR4	13/10/2014 3:57	0.05				SR12	13/10/2014 3:57	0.08			
SR4	13/10/2014 4:17	0.05				SR12	13/10/2014 4:17	0.07			
SR4	13/10/2014 4:37	0.09				SR12	13/10/2014 4:37	0.08			
SR4	13/10/2014 4:57	0.06				SR12	13/10/2014 4:57	0.07			
SR4	13/10/2014 5:17	0.07				SR12	13/10/2014 5:17	0.07			
SR4	13/10/2014 5:37	0.07				SR12	13/10/2014 5:37	0.08			
SR4	13/10/2014 5:57	0.07				SR12	13/10/2014 5:57	0.08			
SR4						SR12					
SR4	13/10/2014 6:37	0.05				SR12	13/10/2014 6:37	0.09			
SR4	13/10/2014 6:57	0.09				SR12	13/10/2014 6:57	0.12			
SR4	13/10/2014 7:17	0.07				SR12	13/10/2014 7:17	0.08			
SR4	13/10/2014 7:37	0.07				SR12	13/10/2014 7:37	0.09			
SR4	13/10/2014 7:57	0.07				SR12	13/10/2014 7:57	0.11			
SR4	13/10/2014 8:17	0.06				SR12	13/10/2014 8:17	0.10			
SR4	13/10/2014 8:37	0.09				SR12	13/10/2014 8:37	0.09			
SR4	13/10/2014 8:57	0.07				SR12	13/10/2014 8:57	0.12			
SR4	13/10/2014 9:17	0.07				SR12	13/10/2014 9:17	0.08			
SR4	13/10/2014 9:37	0.06				SR12	13/10/2014 9:37	0.10			
SR4	13/10/2014 9:57	0.06				SR12	13/10/2014 9:57	0.09			
SR4						SR12	13/10/2014 10:17	0.08			
SR4						SR12	13/10/2014 10:37	0.09			
SR4						SR12	13/10/2014 10:57	0.08			
SR4	13/10/2014 11:17	0.06				SR12					
SR4	13/10/2014 11:37	0.07				SR12					
SR4	13/10/2014 11:57	0.08				SR12					
SR4	13/10/2014 12:17	0.08				SR12					
SR4	13/10/2014 12:37	0.08				SR12	13/10/2014 12:37	0.07			
SR4	13/10/2014 12:57	0.07				SR12	13/10/2014 12:57	0.07			
SR4	13/10/2014 13:17	0.07				SR12	13/10/2014 13:17	0.06			
SR4	13/10/2014 13:37	0.06				SR12	13/10/2014 13:37	0.06			
SR4	13/10/2014 13:57	0.06				SR12	13/10/2014 13:57	0.06			
SR4	13/10/2014 14:17	0.06				SR12	13/10/2014 14:17	0.06			
SR4	13/10/2014 14:37	0.08				SR12	13/10/2014 14:37	0.06			
SR4	13/10/2014 14:57	0.08				SR12	13/10/2014 14:57	0.08			
SR4	13/10/2014 15:17	0.08				SR12	13/10/2014 15:17	0.08			
SR4	13/10/2014 15:37	0.07				SR12	13/10/2014 15:37	0.07			
SR4	13/10/2014 15:57	0.08				SR12	13/10/2014 15:57	0.08			
SR4	13/10/2014 16:17	0.07				SR12	13/10/2014 16:17	0.07			
SR4	13/10/2014 16:37	0.07				SR12	13/10/2014 16:37	0.05			
SR4	13/10/2014 16:57	0.07				SR12	13/10/2014 16:57	0.06			
SR4	13/10/2014 17:17	0.07				SR12	13/10/2014 17:17	0.06			
SR4	13/10/2014 17:37	0.07				SR12	13/10/2014 17:37	0.06			
SR4	13/10/2014 17:57	0.07				SR12	13/10/2014 17:57	0.07			
SR4	13/10/2014 18:17	0.07				SR12	13/10/2014 18:17	0.07			
SR4	13/10/2014 18:37	0.08				SR12	13/10/2014 18:37	0.06			
SR4	13/10/2014 18:57	0.08				SR12	13/10/2014 18:57	0.06			
SR4	13/10/2014 19:17	0.08				SR12	13/10/2014 19:17	0.05			
SR4	13/10/2014 19:37	0.08				SR12	13/10/2014 19:37	0.06			
SR4	13/10/2014 19:57	0.06				SR12	13/10/2014 19:57	0.06			
SR4	13/10/2014 20:17	0.06				SR12	13/10/2014 20:17	0.06			
SR4	13/10/2014 20:37	0.06				SR12	13/10/2014 20:37	0.06			
SR4	13/10/2014 20:57	0.06				SR12	13/10/2014 20:57	0.07			
SR4	13/10/2014 21:17	0.06				SR12	13/10/2014 21:17	0.05			
SR4	13/10/2014 21:37	0.06				SR12	13/10/2014 21:37	0.05			
SR4	13/10/2014 21:57	0.07				SR12	13/10/2014 21:57	0.06			
SR4	13/10/2014 22:17	0.08				SR12	13/10/2014 22:17	0.07			
SR4	13/10/2014 22:37	0.08				SR12	13/10/2014 22:37	0.07			
SR4	13/10/2014 22:57	0.08				SR12	13/10/2014 22:57	0.08			
SR4	13/10/2014 23:17	0.06				SR12	13/10/2014 23:17	0.08			
SR4	13/10/2014 23:37	0.04				SR12	13/10/2014 23:37	0.08			
SR4	13/10/2014 23:57	0.05				SR12	13/10/2014 23:57	0.06			

Remark: Fonts with underline: Action Level Exceedance
Fonts with bold and underline: Limit Level Exceedance
Automatic Instrument calibration of NH3-N monitor was carried out during 5:57-6:37 at SR4 and SR12.
SR4 monitoring station was under maintenance during 10:06-10:56.
SR12 monitoring station was under maintenance during 11:26-12:06.
SR13 monitoring station was under maintenance during 15:10-15:35.

Station	Timestamp	Temp (°C)	DO (%)	DO (mg/L)	Tur (NTU)	Station	Timestamp	Temp (°C)	DO (%)	DO (mg/L)	Tur (NTU)	Station	Timestamp	Temp (°C)	DO (%)	DO (mg/L)	Tur (NTU)	Station	Timestamp	Temp (°C)	DO (%)	DO (mg/L)	Tur (NTU)
SR4	14/10/2014 0:01	28.48	68.1	4.45	2.7	SR4	14/10/2014 6:01	28.42	70.7	4.62	2.7	SR4	14/10/2014 12:01	28.41	75.8	4.95	4.5	SR4	14/10/2014 18:01	28.43	71.4	4.66	2.5
SR4	14/10/2014 0:06	28.38	69.2	4.53	1.3	SR4	14/10/2014 6:06	28.42	70.8	4.63	2.9	SR4	14/10/2014 12:06	28.42	75.7	4.95	2.4	SR4	14/10/2014 18:06	28.38	70.6	4.62	1.9
SR4	14/10/2014 0:11	28.38	71.3	4.67	1.8	SR4	14/10/2014 6:11	28.41	70.8	4.63	4.3	SR4	14/10/2014 12:11	28.43	74.7	4.88	3.0	SR4	14/10/2014 18:11	28.39	70.0	4.57	2.4
SR4	14/10/2014 0:16	28.38	70.4	4.61	1.7	SR4	14/10/2014 6:16	28.42	71.3	4.66	3.4	SR4	14/10/2014 12:16	28.45	75.2	4.91	3.0	SR4	14/10/2014 18:16	28.41	68.8	4.49	4.3
SR4	14/10/2014 0:21	28.38	70.9	4.64	1.2	SR4	14/10/2014 6:21	28.42	71.1	4.65	4.7	SR4	14/10/2014 12:21	28.43	74.7	4.88	2.7	SR4	14/10/2014 18:21	28.36	69.5	4.55	1.3
SR4	14/10/2014 0:26	28.39	71.4	4.67	1.2	SR4	14/10/2014 6:26	28.42	71.3	4.66	5.1	SR4	14/10/2014 12:26	28.44	75.1	4.90	2.4	SR4	14/10/2014 18:26	28.34	69.5	4.55	0.9
SR4	14/10/2014 0:31	28.38	71.9	4.71	1.4	SR4	14/10/2014 6:31	28.42	71.0	4.64	4.5	SR4	14/10/2014 12:31	28.44	74.8	4.89	2.0	SR4	14/10/2014 18:31	28.34	66.5	4.35	0.9
SR4	14/10/2014 0:36	28.39	72.3	4.73	1.6	SR4	14/10/2014 6:36	28.42	71.7	4.69	3.8	SR4	14/10/2014 12:36	28.47	75.9	4.95	2.2	SR4	14/10/2014 18:36	28.35	66.8	4.37	1.4
SR4	14/10/2014 0:41	28.39	71.9	4.71	1.4	SR4	14/10/2014 6:41	28.42	72.2	4.72	3.4	SR4	14/10/2014 12:41	28.45	74.4	4.86	3.1	SR4	14/10/2014 18:41	28.37	67.5	4.42	1.9
SR4	14/10/2014 0:46	28.39	71.0	4.65	1.4	SR4	14/10/2014 6:46	28.43	71.6	4.67	3.8	SR4	14/10/2014 12:46	28.47	74.7	4.88	2.8	SR4	14/10/2014 18:46	28.36	67.4	4.41	1.7
SR4	14/10/2014 0:51	28.39	72.7	4.76	1.6	SR4	14/10/2014 6:51	28.43	72.8	4.75	4.3	SR4	14/10/2014 12:51	28.48	74.1	4.84	2.3	SR4	14/10/2014 18:51	28.37	68.2	4.46	1.5
SR4	14/10/2014 0:56	28.40	72.2	4.72	1.6	SR4	14/10/2014 6:56	28.42	72.8	4.76	4.2	SR4	14/10/2014 12:56	28.45	73.9	4.82	2.3	SR4	14/10/2014 18:56	28.38	68.6	4.49	1.4
SR4	14/10/2014 1:01	28.39	72.1	4.72	1.8	SR4	14/10/2014 7:01	28.43	73.1	4.78	4.8	SR4	14/10/2014 13:01	28.46	73.6	4.81	2.0	SR4	14/10/2014 19:01	28.39	70.6	4.62	2.5
SR4	14/10/2014 1:06	28.39	72.0	4.71	1.9	SR4	14/10/2014 7:06	28.42	73.4	4.79	4.5	SR4	14/10/2014 13:06	28.47	74.0	4.83	2.3	SR4	14/10/2014 19:06	28.44	71.9	4.70	1.5
SR4	14/10/2014 1:11	28.40	72.6	4.75	1.3	SR4	14/10/2014 7:11	28.42	74.0	4.83	5.6	SR4	14/10/2014 13:11	28.47	73.2	4.78	1.4	SR4	14/10/2014 19:11	28.41	72.4	4.74	1.3
SR4	14/10/2014 1:16	28.40	72.1	4.72	1.5	SR4	14/10/2014 7:16	28.42	73.8	4.82	5.3	SR4	14/10/2014 13:16	28.46	73.5	4.80	2.7	SR4	14/10/2014 19:16	28.40	71.2	4.65	1.4
SR4	14/10/2014 1:21	28.40	71.6	4.69	2.0	SR4	14/10/2014 7:21	28.42	73.5	4.80	5.1	SR4	14/10/2014 13:21	28.46	73.2	4.78	2.8	SR4	14/10/2014 19:21	28.39	70.5	4.61	1.1
SR4	14/10/2014 1:26	28.40	71.4	4.68	1.4	SR4	14/10/2014 7:26	28.42	73.5	4.80	5.5	SR4	14/10/2014 13:26	28.44	72.8	4.76	2.1	SR4	14/10/2014 19:26	28.40	71.1	4.65	1.4
SR4	14/10/2014 1:31	28.40	70.1	4.59	1.1	SR4	14/10/2014 7:31	28.41	73.8	4.82	5.7	SR4	14/10/2014 13:31	28.44	73.8	4.82	3.7	SR4	14/10/2014 19:31	28.41	72.3	4.72	1.9
SR4	14/10/2014 1:36	28.41	69.5	4.55	1.0	SR4	14/10/2014 7:36	28.40	73.8	4.82	5.9	SR4	14/10/2014 13:36	28.43	73.0	4.77	7.2	SR4	14/10/2014 19:36	28.41	73.1	4.78	1.5
SR4	14/10/2014 1:41	28.40	69.0	4.52	1.0	SR4	14/10/2014 7:41	28.36	74.5	4.87	5.6	SR4	14/10/2014 13:41	28.44	72.3	4.72	3.3	SR4	14/10/2014 19:41	28.42	71.5	4.67	1.5
SR4	14/10/2014 1:46	28.40	68.6	4.49	0.7	SR4	14/10/2014 7:46	28.33	75.4	4.93	5.4	SR4	14/10/2014 13:46	28.45	71.9	4.70	2.6	SR4	14/10/2014 19:46	28.44	73.4	4.80	2.2
SR4	14/10/2014 1:51	28.38	68.4	4.48	0.6	SR4	14/10/2014 7:51	28.32	75.5	4.94	4.5	SR4	14/10/2014 13:51	28.46	72.3	4.72	4.3	SR4	14/10/2014 19:51	28.43	72.9	4.76	2.7
SR4	14/10/2014 1:56	28.37	68.8	4.51	0.8	SR4	14/10/2014 7:56	28.33	75.1	4.91	5.1	SR4	14/10/2014 13:56	28.46	73.2	4.78	2.9	SR4	14/10/2014 19:56	28.44	74.1	4.84	2.3
SR4	14/10/2014 2:01	28.41	70.3	4.60	1.0	SR4	14/10/2014 8:01	28.33	74.8	4.89	4.9	SR4	14/10/2014 14:01	28.46	73.8	4.82	3.8	SR4	14/10/2014 20:01	28.44	75.0	4.90	1.8
SR4	14/10/2014 2:06	28.41	69.6	4.55	1.0	SR4	14/10/2014 8:06	28.35	73.8	4.83	5.1	SR4	14/10/2014 14:06	28.46	73.2	4.78	4.1	SR4	14/10/2014 20:06	28.44	74.5	4.86	1.6
SR4	14/10/2014 2:11	28.43	69.4	4.54	2.0	SR4	14/10/2014 8:11	28.35	73.3	4.79	4.8	SR4	14/10/2014 14:11	28.47	73.5	4.79	3.3	SR4	14/10/2014 20:11	28.43	73.8	4.82	1.9
SR4	14/10/2014 2:16	28.43	69.1	4.52	1.4	SR4	14/10/2014 8:16	28.35	73.6	4.82	4.1	SR4	14/10/2014 14:16	28.46	73.2	4.78	3.7	SR4	14/10/2014 20:16	28.42	73.3	4.79	1.5
SR4	14/10/2014 2:21	28.43	68.2	4.46	1.1	SR4	14/10/2014 8:21	28.32	74.7	4.89	5.7	SR4	14/10/2014 14:21	28.45	73.3	4.78	4.2	SR4	14/10/2014 20:21	28.42	72.7	4.75	1.6
SR4	14/10/2014 2:26	28.43	69.6	4.55	1.3	SR4	14/10/2014 8:26	28.31	76.3	4.99	5.3	SR4	14/10/2014 14:26	28.46	72.2	4.71	3.8	SR4	14/10/2014 20:26	28.44	74.8	4.88	1.8
SR4	14/10/2014 2:31	28.44	69.0	4.52	1.1	SR4	14/10/2014 8:31	28.31	76.1	4.98	4.1	SR4	14/10/2014 14:31	28.45	72.5	4.73	4.6	SR4	14/10/2014 20:31	28.43	74.2	4.84	2.0
SR4	14/10/2014 2:36	28.41	69.8	4.57	1.5	SR4	14/10/2014 8:36	28.32	76.1	4.98	3.4	SR4	14/10/2014 14:36	28.45	71.8	4.69	4.1	SR4	14/10/2014 20:36	28.42	73.9	4.83	1.7
SR4	14/10/2014 2:41	28.41	69.7	4.56	1.6	SR4	14/10/2014 8:41	28.32	76.5	5.01	3.0	SR4	14/10/2014 14:41	28.45	72.3	4.72	4.6	SR4	14/10/2014 20:41	28.39	73.6	4.81	1.3
SR4	14/10/2014 2:46	28.42	68.1	4.46	1.1	SR4	14/10/2014 8:46	28.30	77.3	5.06	2.3	SR4	14/10/2014 14:46	28.45	70.7	4.61	4.9	SR4	14/10/2014 20:46	28.39	73.6	4.81	1.2
SR4	14/10/2014 2:51	28.43	68.3	4.47	1.4	SR4	14/10/2014 8:51	28.30	77.4	5.07	3.2	SR4	14/10/2014 14:51	28.45	71.1	4.64	5.1	SR4	14/10/2014 20:51	28.43	75.1	4.91	1.8
SR4	14/10/2014 2:56	28.41	69.7	4.56	1.1	SR4	14/10/2014 8:56	28.30	77.4	5.07	2.3	SR4	14/10/2014 14:56	28.46	70.5	4.60	3.9	SR4	14/10/2014 20:56	28.40	74.1	4.84	1.2
SR4	14/10/2014 3:01	28.42	69.6	4.55	0.9	SR4	14/10/2014 9:01	28.31	77.1	5.04	3.1	SR4	14/10/2014 15:01	28.46	70.2	4.58	3.5	SR4	14/10/2014 21:01	28.41	73.8	4.82	1.3
SR4	14/10/2014 3:06	28.42	69.4	4.54	0.9	SR4	14/10/2014 9:06	28.35	75.1	4.91	2.9	SR4	14/10/2014 15:06	28.46	70.4	4.59	3.6	SR4	14/10/2014 21:06	28.42	74.7	4.88	1.3
SR4	14/10/2014 3:11	28.42	68.7	4.49	1.1	SR4	14/10/2014 9:11	28.38	74.5	4.87	2.5	SR4	14/10/2014 15:11	28.46	71.7	4.68	2.7	SR4	14/10/2014 21:11	28.40	73.7	4.82	0.9
SR4	14/10/2014 3:16	28.42	67.2	4.40	1.1	SR4	14/10/2014 9:16	28.38	74.8	4.89	3.5	SR4	14/10/2014 15:16	28.46	72.2	4.72	4.1	SR4	14/10/2014 21:16	28.39	72.9	4.76	0.6
SR4	14/10/2014 3:21	28.41	67.8	4.44	1.1	SR4	14/10/2014 9:21	28.37	75.2	4.92	3.4	SR4	14/10/2014 15:21	28.46	71.9	4.69	3.2	SR4	14/10/2014 21:21	28.41	74.5	4.87	0.9
SR4	14/10/2014 3:26	28.41	67.6	4.43	0.6	SR4	14/10/2014 9:26	28.41	74.6	4.87	4.2	SR4	14/10/2014 15:26	28.47	71.8	4.69	3.0	SR4	14/10/2014 21:26	28.42	74.3	4.86	1.0
SR4	14/10/2014 3:31	28.41	67.0	4.38	1.3	SR4	14/10/2014 9:31	28.40	74.2	4.85	3.5	SR4	14/10/2014 15:31	28.46	71.3	4.65	3.8	SR4	14/10/2014 21:31	28.41	73.8	4.82	1.9
SR4	14/10/2014 3:36	28.40	68.1	4.46	3.6	SR4	14/10/2014 9:36	28.34	76.1	4.97	4.3	SR4	14/10/2014 15:36	28.47	71.8	4.69	2.7	SR4	14/10/2014 21:36	28.41	72.9	4.77	1.0
SR4	14/10/2014 3:41	28.41	67.7	4.43	1.8	SR4	14/10/2014 9:41	28.33	77.7	5.08	2.7	SR4	14/10/2014 15:41	28.46	69.5	4.54	6.3	SR4	14/10/2014 21:41	28.42	73.0	4.77	1.3
SR4	14/10/2014 3:46	28.40	68.2	4.46	2.3	SR4	14/10/2014 9:46	28.37	76.0	4.97	3.5	SR4	14/10/2014 15:46	28.47	69.7	4.55	4.0	SR4	14/10/2014 21:46	28.42	74.5	4.87	2.2
SR4	14/10/2014 3:51	28.41	68.9	4.51	2.2	SR4	14/10/2014 9:51	28.35	76.4	5.00	2.8	SR4	14/10/2014 15:51	28.47	70.8	4.62	3.4	SR4	14/10/2014 21:51	28.42	74.9	4.90	1.7
SR4	14/10/2014 3:56	28.41	67.6	4.42	2.2	SR4	14/10/2014 9:56	28.37	76.7	5.01	3.6	SR4	14/10/2014 15:56	28.47	71.0	4.63	4.0	SR4	14/10/2014 21:56	28.40	73.1	4.78	1.8
SR4	14/10/2014 4:01	28.41	67.4	4.41	2.1	SR4	14/10/2014 10:01	28.35	76.9	5.02	3.5	SR4	14/10/2014 16:01	28.47	69.7	4.55	4.0	SR4	14/10/2014 22:01	28.40	72.3	4.72	1.7
SR4	14/10/2014 4:06	28.41	67.7	4.43	1.9	SR4	14/10/2014 10:06	28.35	77.5	5.07	3.3	SR4	14/10/2014 16:06	28.46	69.1	4.51	5.5	SR4	14/10/2014 22:06	28.40	72.6	4.74	2.0
SR4	14/10/2014 4:11	28.41	67.7	4.43	2.0	SR4	14/10/2014 10:11	28.38	77.0	5.03	2.7	SR4	14/10/2014 16:11	28.47	70.2	4.58	3.7	SR4	14/10/2014 22:11	28.40	71.9	4.70	1.4
SR4	14/10/2014 4:16	28.40	68.9	4.51	2.2	SR4	14/10/2014 10:16	28.40	77.5	5.07	2.5	SR4	14/10/2014 16:16	28.47	70.3	4.59	3.3	SR4	14/10/2014 22:16	28.40	70.7	4.62	1.4
SR4	14/10/2014 4:21	28.40	68.3	4.47	1.8	SR4	14/10/2014 10:21	28.39	77.0	5.03	2.1	SR4	14/10/2014 16:21	28.47	71.0	4.63	4.1	SR4	14/10/2014 22:21	28.39	70.9	4.63	2.8
SR4	14/10/2014 4:26	28.40	68.0	4.45	1.7	SR4	14/10/2014 10:26	28.34	77.2	5.05	3.5	SR4	14/10/2014 16:26	28.46	71.3	4.65	4.4	SR4	14/10/2014 22:26	28.39	71.6	4.68	3.5
SR4	14/10/2014 4:31	28.40	67.9	4.44	2.6	SR4	14/10/2014 10:31	28.35	77.9	5.09	2.5	SR4	14/10/2014 16:31	28.47	70.6	4.60	3.6	SR4	14/10/2014 22:31	28.39	70.5	4.61	2.6
SR4	14/10/2014 4:36	28.40	68.8	4.50	2.2	SR4	14/10/2014 10:36	28.34	77.4	5.06	2.8	SR4	14/10/2014 16:36	28.47	71.3	4.65	3.7	SR4	14/10/2014 22:36	28.40	70.7	4.62	2.1
SR4	14/10/2014 4:41	28.39	68.6	4.49	2.5	SR4	14/10/2014 10:41	28.35	76.6	5.01	2.9	SR4	14/10/2014 16:41	28.47	70.6	4.61	3.2	SR4	14/10/2014 22:41	28.39	69.1	4.52	1.5
SR4	14/10/2014 4:46	28.40	68.1	4.46	2.0	SR4	14/10/2014 10:46	28.35	76.8	5.02	2.7	SR4	14/10/2014 16:46	28.47	70.0	4.57	2.9	SR4	14/10/2014 22:46	28.36	68.2	4.46	0.9
SR4	14/10/2014 4:51	28.39	67.9	4.45	2.8	SR4	14/10/2014 10:51	28.36	77.6	5.07	2.8	SR4	14/10/2014 16:51	28.47	71.4	4.66	2.8	SR4	14/10/2014 22:51	28.40	68.8	4.50	1.9
SR4	14/10/2014 4:56	28.39	67.6	4.43	1.8	SR4	14/10/2014 10:56	28.36	77.1	5.04	3.1	SR4	14/10/2014 16:56	28.48	71.2	4.64	3.0	SR4	14/10/2014 22:56	28.39	70.0	4.57	2.1
SR4	14/10/2014 5:01	28.39	68.0	4.45	2.8	SR4	14/10/2014 11:01	28.40	79.7	5.21	3.6	SR4	14/10/2014 17:01	28.47	72.8	4.75	2.2	SR4	14/10/2014 23:01	28.39	69.9	4.57	1.8
SR4	14/10/2014 5:06	28.38	67.7	4.43	2.9	SR4	14/10/2014 11:06	28.40	78.2	5.11	2.6	SR4	14/10/2014 17:06	28.47	71.1	4.64	2.6	SR4	14/10/2014 23:06	28.39	69.7	4.56	3.6
SR4	14/10/2014 5:11	28.38	67.3	4.40	2.8	SR4	14/10/2014 11:11	28.39	77.5	5.06	3.0	SR4	14/10/2014 17:11	28.47	68.0	4.43	3.8	SR4	14/10/2014 23:11	28.39	69.4	4.53	2.2
SR4	14/10/2014 5:16	28.39	67.0	4.39	1.9	SR4	14/10/2014 11:16	28.39	76.6	5.01	5.0	SR4	14/10/2014 17:16	28.47	69.4	4.53	2.7	SR4	14/10/2014 23:16	28.39	70.7	4.62	3.2
SR4	14/10/2014 5:21	28.38	66.9	4.38	1.7	SR4	14/10/2014 11:21	28.42	77.8	5.08	3.0	SR4	14/10/2014 17:21	28.47	69.4	4.53	2.5	SR4	14/10/2014 23:21	28.39	70.9	4.63	3.4
SR4	14/10/2014 5:26	28.40	68.9	4.51	3.5	SR4	14/10/2014 11:26	28.41	77.7	5.08	3.3	SR4	14/10/2014 17:26	28.47	71.2	4.65	2.3	SR4	14/10/2014 23:26	28.39	70.3	4.59	4.1
SR4	14/10/2014 5:31	28.40	69.1	4.52	3.5	SR4	14/10/2014 11:31	28.43	78.1	5.10	2.3	SR4	14/10/2014 17:31	28.47	72.9	4.76	2.2	SR4	14/10/2014 23:31	28.39	70.0	4.57	4.0
SR4	14/10/2014 5:36	28.40	69.1	4.52	3.5	SR4	14/10/2014 11:36	28.48	81.3	5.30	1.9	SR4	14/10/2014 17:36	28.46	72.8	4.75	2.4	SR4	14/10/2014 23:36	28.40	69.4	4.53	2.8
SR4	14/10/2014 5:41	28.40	68.5	4.48	2.2	SR4	14/10/2014 11:41	28.49	79.6	5.19	1.9	SR4	14/10/2014 17:41	28.46	72.3	4.72	2.3	SR4	14/10/2014 23:41	28.39	70.8	4.63	1.9
SR4	14/10/2014 5:46	28.40	68.2	4.46	3.3	SR4	14/10/2014 11:46	28.48	78.3	5.11	3.0	SR4	14/10/2014 17:46	28.46	70.9	4.62	2.1	SR4	14/10/2014 23:46	28.39	71.2	4.65	2.7
SR4	14/10/2014 5:51	28.41	69.9	4.57	3.3	SR4	14/10/2014 11:51	28.41	76.2	4.98	2.6	SR4	14/10/2014 17:51	28.44	70.5	4.60	1.3	SR4	14/10/2014 23:51	28.39	71.1	4.65	2.9
SR4	14/10/2014 5:56	28.41	70.4	4.60	2.8	SR4	14/10/2014 11:56	28.40	76.0	4.96	3.0	SR4	14/10/2014 17:56	28.43	72.0	4.70	2.9	SR4	14/10/2014 23:56	28.39	69.6	4.54	2.6

Station	Timestamp	Temp (°C)	DO (%)	DO (mg/L)	Tur (NTU)	Station	Timestamp	Temp (°C)	DO (%)	DO (mg/L)	Tur (NTU)	Station	Timestamp	Temp (°C)	DO (%)	DO (mg/L)	Tur (NTU)	Station	Timestamp	Temp (°C)	DO (%)	DO (mg/L)	Tur (NTU)
SR5	14/10/2014 0:00	28.52	75.6	**4.91**	5.3	SR5	14/10/2014 6:00	28.12	82.2	5.40	2.5	SR5	14/10/2014 12:00	28.29	78.1	**5.10**	5.6	SR5	14/10/2014 18:00	28.33	83.5	5.44	1.9
SR5	14/10/2014 0:05	28.45	75.6	**4.91**	4.4	SR5	14/10/2014 6:05	27.99	83.9	5.53	2.3	SR5	14/10/2014 12:05	28.29	78.2	**5.11**	5.2	SR5	14/10/2014 18:05	28.31	84.2	5.50	1.5
SR5	14/10/2014 0:10	28.52	74.6	**4.84**	5.6	SR5	14/10/2014 6:10	28.07	83.3	5.48	2.9	SR5	14/10/2014 12:10	28.29	78.4	**5.12**	5.3	SR5	14/10/2014 18:10	28.33	83.8	5.47	1.8
SR5	14/10/2014 0:15	28.52	73.8	**4.79**	5.5	SR5	14/10/2014 6:15	28.04	83.8	5.51	2.4	SR5	14/10/2014 12:15	28.30	78.3	**5.11**	5.6	SR5	14/10/2014 18:15	28.31	84.1	5.49	1.6
SR5	14/10/2014 0:20	28.51	72.9	**4.73**	4.9	SR5	14/10/2014 6:20	27.99	83.7	5.51	2.4	SR5	14/10/2014 12:20	28.26	77.2	**5.06**	2.8	SR5	14/10/2014 18:20	28.30	84.6	5.53	1.4
SR5	14/10/2014 0:25	28.52	76.6	**4.97**	5.6	SR5	14/10/2014 6:25	28.01	82.7	5.44	2.6	SR5	14/10/2014 12:25	28.30	77.6	**5.06**	4.3	SR5	14/10/2014 18:25	28.31	84.6	5.52	1.5
SR5	14/10/2014 0:30	28.52	75.7	**4.91**	4.7	SR5	14/10/2014 6:30	27.94	83.9	5.53	2.6	SR5	14/10/2014 12:30	28.31	78.0	**5.09**	4.4	SR5	14/10/2014 18:30	28.32	84.1	5.49	1.8
SR5	14/10/2014 0:35	28.52	76.2	**4.94**	4.8	SR5	14/10/2014 6:35	27.99	83.1	5.48	2.9	SR5	14/10/2014 12:35	28.32	78.0	**5.09**	4.6	SR5	14/10/2014 18:35	28.32	83.9	5.48	2.1
SR5	14/10/2014 0:40	28.52	75.6	**4.90**	4.5	SR5	14/10/2014 6:40	27.93	84.0	5.55	2.1	SR5	14/10/2014 12:40	28.32	78.2	**5.10**	4.5	SR5	14/10/2014 18:40	28.32	83.7	5.46	1.8
SR5	14/10/2014 0:45	28.48	74.7	**4.85**	4.3	SR5	14/10/2014 6:45	27.91	84.2	5.57	2.8	SR5	14/10/2014 12:45	28.33	78.4	**5.11**	4.3	SR5	14/10/2014 18:45	28.29	84.0	5.49	2.1
SR5	14/10/2014 0:50	28.32	77.5	**5.05**	3.7	SR5	14/10/2014 6:50	27.90	84.3	5.57	3.0	SR5	14/10/2014 12:50	28.34	78.1	**5.09**	4.6	SR5	14/10/2014 18:50	28.26	86.0	5.62	1.1
SR5	14/10/2014 0:55	28.30	76.9	**5.01**	3.7	SR5	14/10/2014 6:55	27.88	84.5	5.59	2.4	SR5	14/10/2014 12:55	28.34	78.1	**5.09**	4.3	SR5	14/10/2014 18:55	28.26	86.0	5.62	1.2
SR5	14/10/2014 1:00	28.39	79.5	**5.17**	4.1	SR5	14/10/2014 7:00	27.90	84.1	5.56	2.5	SR5	14/10/2014 13:00	28.35	77.4	**5.04**	4.5	SR5	14/10/2014 19:00	28.20	87.5	5.73	1.0
SR5	14/10/2014 1:05	28.40	79.1	**5.14**	4.8	SR5	14/10/2014 7:05	27.88	83.8	5.54	2.5	SR5	14/10/2014 13:05	28.35	78.1	**5.09**	4.0	SR5	14/10/2014 19:05	28.25	86.9	5.68	0.9
SR5	14/10/2014 1:10	28.39	78.2	**5.08**	4.1	SR5	14/10/2014 7:10	27.89	84.2	5.57	2.1	SR5	14/10/2014 13:10	28.36	78.0	**5.08**	4.2	SR5	14/10/2014 19:10	28.26	86.4	5.65	0.8
SR5	14/10/2014 1:15	28.36	77.9	**5.07**	3.9	SR5	14/10/2014 7:15	27.87	82.8	5.47	2.4	SR5	14/10/2014 13:15	28.37	77.7	**5.06**	4.0	SR5	14/10/2014 19:15	28.27	85.9	5.61	0.8
SR5	14/10/2014 1:20	28.38	77.8	**5.06**	3.9	SR5	14/10/2014 7:20	27.85	83.9	5.55	2.2	SR5	14/10/2014 13:20	28.37	77.6	**5.05**	3.9	SR5	14/10/2014 19:20	28.26	85.9	5.61	1.0
SR5	14/10/2014 1:25	28.37	77.3	**5.03**	3.9	SR5	14/10/2014 7:25	27.86	83.6	5.53	2.3	SR5	14/10/2014 13:25	28.37	77.8	**5.07**	3.7	SR5	14/10/2014 19:25	28.24	86.6	5.67	1.1
SR5	14/10/2014 1:30	28.34	77.1	**5.02**	3.5	SR5	14/10/2014 7:30	27.86	83.9	5.55	2.2	SR5	14/10/2014 13:30	28.38	78.3	**5.10**	3.9	SR5	14/10/2014 19:30	28.19	86.8	5.69	1.2
SR5	14/10/2014 1:35	28.35	78.6	**5.12**	3.9	SR5	14/10/2014 7:35	27.88	83.5	5.52	2.5	SR5	14/10/2014 13:35	28.38	78.2	**5.09**	4.0	SR5	14/10/2014 19:35	28.20	86.6	5.67	1.3
SR5	14/10/2014 1:40	28.35	79.4	**5.17**	3.4	SR5	14/10/2014 7:40	27.88	83.8	5.54	2.4	SR5	14/10/2014 13:40	28.38	77.8	**5.06**	3.5	SR5	14/10/2014 19:40	28.23	86.6	5.66	1.2
SR5	14/10/2014 1:45	28.37	79.3	**5.16**	3.7	SR5	14/10/2014 7:45	27.87	83.8	5.54	2.4	SR5						SR5	14/10/2014 19:45	28.25	86.1	5.63	1.0
SR5	14/10/2014 1:50	28.38	79.2	**5.15**	4.3	SR5	14/10/2014 7:50	27.85	84.2	5.57	2.3	SR5						SR5	14/10/2014 19:50	28.25	86.0	5.62	1.1
SR5	14/10/2014 1:55	28.37	79.4	**5.17**	3.6	SR5	14/10/2014 7:55	27.86	84.5	5.60	2.7	SR5						SR5	14/10/2014 19:55	28.23	85.9	5.62	1.0
SR5	14/10/2014 2:00	28.38	78.8	**5.13**	3.4	SR5	14/10/2014 8:00	27.85	84.4	5.59	3.7	SR5						SR5	14/10/2014 20:00	28.22	86.1	5.63	1.1
SR5	14/10/2014 2:05	28.38	78.7	**5.12**	3.8	SR5	14/10/2014 8:05	27.87	84.3	5.58	2.5	SR5						SR5	14/10/2014 20:05	28.19	86.1	5.64	1.0
SR5	14/10/2014 2:10	28.38	78.7	**5.12**	3.9	SR5	14/10/2014 8:10	27.86	84.2	5.58	2.8	SR5	14/10/2014 14:10	28.41	78.2	**5.09**	2.8	SR5	14/10/2014 20:10	28.22	86.1	5.63	1.1
SR5	14/10/2014 2:15	28.36	78.3	**5.09**	3.6	SR5	14/10/2014 8:15	27.85	84.4	5.59	2.5	SR5	14/10/2014 14:15	28.38	78.8	**5.13**	3.6	SR5	14/10/2014 20:15	28.19	85.9	5.63	1.2
SR5	14/10/2014 2:20	28.37	78.5	**5.10**	3.4	SR5	14/10/2014 8:20	27.85	83.6	5.54	2.2	SR5	14/10/2014 14:20	28.38	78.0	**5.07**	3.5	SR5	14/10/2014 20:20	28.24	85.4	5.58	1.5
SR5	14/10/2014 2:25	28.36	78.3	**5.09**	3.4	SR5	14/10/2014 8:25	27.87	84.1	5.57	2.2	SR5	14/10/2014 14:25	28.41	75.4	**4.91**	3.0	SR5	14/10/2014 20:25	28.25	83.7	5.47	1.2
SR5	14/10/2014 2:30	28.35	78.4	**5.10**	3.7	SR5	14/10/2014 8:30	27.87	84.1	5.56	2.5	SR5	14/10/2014 14:30	28.39	76.8	**4.99**	3.5	SR5	14/10/2014 20:30	28.23	81.7	**5.35**	1.0
SR5	14/10/2014 2:35	28.31	79.6	**5.18**	3.0	SR5	14/10/2014 8:35	27.87	84.0	5.56	2.1	SR5	14/10/2014 14:35	28.40	77.1	**5.01**	3.7	SR5	14/10/2014 20:35	28.22	82.5	5.40	0.8
SR5	14/10/2014 2:40	28.27	80.5	**5.25**	3.9	SR5	14/10/2014 8:40	27.86	84.1	5.57	2.1	SR5	14/10/2014 14:40	28.40	76.5	**4.97**	3.5	SR5	14/10/2014 20:40	28.22	83.2	5.44	1.3
SR5	14/10/2014 2:45	28.30	79.9	**5.21**	3.4	SR5	14/10/2014 8:45	27.85	84.7	5.61	2.2	SR5	14/10/2014 14:45	28.40	76.6	**4.98**	3.6	SR5	14/10/2014 20:45	28.22	82.4	5.39	1.3
SR5	14/10/2014 2:50	28.29	79.6	**5.19**	3.0	SR5	14/10/2014 8:50	27.87	84.4	5.59	2.1	SR5	14/10/2014 14:50	28.40	76.5	**4.97**	3.5	SR5	14/10/2014 20:50	28.21	82.0	**5.37**	1.2
SR5	14/10/2014 2:55	28.27	80.0	**5.22**	2.8	SR5	14/10/2014 8:55	27.84	84.0	5.56	3.4	SR5	14/10/2014 14:55	28.41	76.0	**4.94**	3.4	SR5	14/10/2014 20:55	28.19	82.2	**5.38**	0.9
SR5	14/10/2014 3:00	28.31	79.7	**5.19**	3.0	SR5	14/10/2014 9:00	27.85	84.1	5.57	2.2	SR5	14/10/2014 15:00	28.42	75.9	**4.93**	3.2	SR5	14/10/2014 21:00	28.19	81.3	**5.32**	1.2
SR5	14/10/2014 3:05	28.33	78.9	**5.13**	2.7	SR5	14/10/2014 9:05	27.87	83.5	5.52	2.5	SR5	14/10/2014 15:05	28.41	76.7	**4.98**	4.0	SR5	14/10/2014 21:05	28.18	84.4	5.52	0.9
SR5	14/10/2014 3:10	28.34	79.3	**5.17**	3.2	SR5	14/10/2014 9:10	27.87	83.1	5.50	2.3	SR5	14/10/2014 15:10	28.42	76.5	**4.97**	3.7	SR5	14/10/2014 21:10	28.19	84.7	5.54	1.3
SR5	14/10/2014 3:15	28.34	78.5	**5.11**	3.2	SR5	14/10/2014 9:15	27.87	83.3	5.51	2.3	SR5	14/10/2014 15:15	28.42	75.9	**4.93**	3.7	SR5	14/10/2014 21:15	28.19	84.6	5.54	1.4
SR5	14/10/2014 3:20	28.34	79.5	**5.18**	3.5	SR5	14/10/2014 9:20	27.86	83.3	5.51	2.2	SR5	14/10/2014 15:20	28.43	75.3	**4.89**	3.4	SR5	14/10/2014 21:20	28.19	84.6	5.54	1.1
SR5	14/10/2014 3:25	28.35	79.5	**5.17**	3.3	SR5	14/10/2014 9:25	27.88	83.1	5.50	2.0	SR5	14/10/2014 15:25	28.42	76.0	**4.93**	3.6	SR5	14/10/2014 21:25	28.19	84.7	5.54	1.2
SR5	14/10/2014 3:30	28.34	79.3	**5.16**	3.0	SR5	14/10/2014 9:30	27.85	83.4	5.52	2.0	SR5	14/10/2014 15:30	28.43	74.3	**4.83**	3.2	SR5	14/10/2014 21:30	28.22	81.6	**5.33**	1.4
SR5	14/10/2014 3:35	28.35	79.4	**5.17**	3.4	SR5	14/10/2014 9:35	27.88	84.6	5.59	2.1	SR5	14/10/2014 15:35	28.43	75.9	**4.93**	3.6	SR5	14/10/2014 21:35	28.24	81.7	**5.34**	1.8
SR5	14/10/2014 3:40	28.36	79.3	**5.16**	3.6	SR5	14/10/2014 9:40	27.88	84.2	5.57	2.0	SR5	14/10/2014 15:40	28.43	76.4	**4.96**	4.1	SR5	14/10/2014 21:40	28.22	81.3	**5.32**	1.6
SR5	14/10/2014 3:45	28.36	79.4	**5.17**	3.5	SR5	14/10/2014 9:45	27.88	83.9	5.55	2.3	SR5	14/10/2014 15:45	28.43	76.1	**4.94**	3.8	SR5	14/10/2014 21:45	28.18	79.6	**5.21**	1.0
SR5	14/10/2014 3:50	28.34	79.6	**5.18**	2.8	SR5	14/10/2014 9:50	27.87	82.9	5.49	2.9	SR5	14/10/2014 15:50	28.43	76.2	**4.94**	3.7	SR5	14/10/2014 21:50	28.17	81.1	**5.31**	1.1
SR5	14/10/2014 3:55	28.37	79.6	**5.18**	3.0	SR5	14/10/2014 9:55	27.89	84.5	5.59	1.6	SR5	14/10/2014 15:55	28.44	76.8	**4.98**	3.8	SR5	14/10/2014 21:55	28.17	80.6	**5.27**	1.1
SR5	14/10/2014 4:00	28.35	79.3	**5.16**	2.7	SR5	14/10/2014 10:00	27.88	83.3	5.51	2.0	SR5	14/10/2014 16:00	28.43	77.2	**5.01**	3.9	SR5	14/10/2014 22:00	28.18	79.4	**5.20**	1.3
SR5	14/10/2014 4:05	28.35	78.9	**5.14**	2.7	SR5	14/10/2014 10:05	27.88	83.2	5.50	2.4	SR5	14/10/2014 16:05	28.44	75.7	**4.91**	3.7	SR5	14/10/2014 22:05	28.15	78.8	**5.16**	1.0
SR5	14/10/2014 4:10	28.35	78.7	**5.13**	3.2	SR5	14/10/2014 10:10	27.89	82.4	5.45	3.0	SR5	14/10/2014 16:10	28.44	75.7	**4.91**	3.5	SR5	14/10/2014 22:10	28.22	77.7	**5.08**	1.7
SR5	14/10/2014 4:15	28.35	78.9	**5.14**	2.6	SR5	14/10/2014 10:15	27.92	82.1	5.42	2.7	SR5	14/10/2014 16:15	28.44	75.5	**4.89**	3.6	SR5	14/10/2014 22:15	28.23	76.7	**5.01**	1.3
SR5	14/10/2014 4:20	28.33	79.5	**5.18**	2.9	SR5	14/10/2014 10:20	27.91	82.1	5.42	2.5	SR5	14/10/2014 16:20	28.39	79.7	**5.18**	3.1	SR5	14/10/2014 22:20	28.24	77.2	**5.04**	1.6
SR5	14/10/2014 4:25	28.33	78.8	**5.14**	2.8	SR5	14/10/2014 10:25	27.91	82.3	5.44	2.0	SR5	14/10/2014 16:25	28.39	81.5	**5.30**	3.6	SR5	14/10/2014 22:25	28.26	77.2	**5.04**	1.8
SR5	14/10/2014 4:30	28.33	79.5	**5.18**	2.9	SR5	14/10/2014 10:30	27.94	82.4	5.44	2.7	SR5	14/10/2014 16:30	28.39	81.2	**5.27**	3.2	SR5	14/10/2014 22:30	28.29	79.3	**5.17**	1.8
SR5	14/10/2014 4:35	28.31	79.3	**5.17**	2.7	SR5	14/10/2014 10:35	27.94	82.0	5.41	2.3	SR5	14/10/2014 16:35	28.40	80.8	**5.25**	3.5	SR5	14/10/2014 22:35	28.31	78.3	**5.10**	1.8
SR5	14/10/2014 4:40	28.30	79.9	**5.21**	2.8	SR5	14/10/2014 10:40	27.95	82.3	5.44	2.0	SR5	14/10/2014 16:40	28.39	81.3	**5.28**	3.8	SR5	14/10/2014 22:40	28.31	78.0	**5.08**	1.8
SR5	14/10/2014 4:45	28.30	79.5	**5.19**	2.9	SR5	14/10/2014 10:45	27.98	83.0	5.47	2.5	SR5	14/10/2014 16:45	28.40	80.7	**5.24**	3.6	SR5	14/10/2014 22:45	28.32	77.8	**5.07**	1.7
SR5	14/10/2014 4:50	28.23	81.1	**5.30**	2.9	SR5	14/10/2014 10:50	27.98	82.7	5.45	3.0	SR5	14/10/2014 16:50	28.38	80.6	**5.24**	2.8	SR5	14/10/2014 22:50	28.24	77.5	**5.06**	1.4
SR5	14/10/2014 4:55	28.26	80.9	**5.28**	3.0	SR5	14/10/2014 10:55	28.01	82.3	5.42	3.7	SR5	14/10/2014 16:55	28.39	81.0	**5.26**	3.8	SR5	14/10/2014 22:55	28.20	76.1	**4.97**	1.1
SR5	14/10/2014 5:00	28.27	80.2	**5.24**	3.7	SR5	14/10/2014 11:00	28.05	81.6	**5.37**	4.9	SR5	14/10/2014 17:00	28.39	80.7	**5.24**	3.3	SR5	14/10/2014 23:00	28.25	78.1	**5.10**	1.9
SR5	14/10/2014 5:05	28.23	80.1	**5.23**	2.6	SR5	14/10/2014 11:05	28.09	80.6	**5.30**	4.8	SR5	14/10/2014 17:05	28.38	83.2	5.41	2.7	SR5	14/10/2014 23:05	28.30	79.1	**5.15**	2.9
SR5	14/10/2014 5:10	28.18	80.9	**5.30**	3.0	SR5	14/10/2014 11:10	28.13	80.5	**5.28**	6.1	SR5	14/10/2014 17:10	28.38	83.2	5.42	3.2	SR5	14/10/2014 23:10	28.36	78.4	**5.10**	4.4
SR5	14/10/2014 5:15	28.13	81.8	**5.36**	2.8	SR5	14/10/2014 11:15	28.17	80.0	**5.24**	5.6	SR5	14/10/2014 17:15	28.38	83.5	5.43	2.8	SR5	14/10/2014 23:15	28.35	78.5	**5.11**	4.3
SR5	14/10/2014 5:20	28.08	82.9	5.44	2.6	SR5	14/10/2014 11:20	28.18	79.4	**5.20**	5.2	SR5	14/10/2014 17:20	28.38	83.4	5.43	2.4	SR5	14/10/2014 23:20	28.37	77.7	**5.05**	5.0
SR5	14/10/2014 5:25	28.07	82.8	5.43	2.2	SR5	14/10/2014 11:25	28.19	79.5	**5.21**	5.3	SR5	14/10/2014 17:25	28.40	83.2	5.41	2.4	SR5	14/10/2014 23:25	28.36	77.5	**5.04**	4.6
SR5	14/10/2014 5:30	28.10	82.6	5.42	3.3	SR5	14/10/2014 11:30	28.13	79.6	**5.23**	4.2	SR5	14/10/2014 17:30	28.40	82.9	5.40	3.0	SR5	14/10/2014 23:30	28.38	77.4	**5.03**	4.2
SR5	14/10/2014 5:35	28.14	82.3	5.39	3.8	SR5	14/10/2014 11:35	28.25	78.9	**5.16**	5.1	SR5	14/10/2014 17:35	28.39	82.9	5.40	2.7	SR5	14/10/2014 23:35	28.38	77.2	**5.02**	3.6
SR5	14/10/2014 5:40	28.18	81.3	**5.32**	3.3	SR5	14/10/2014 11:40	28.09	82.1	5.40	3.1	SR5	14/10/2014 17:40	28.39	82.8	5.39	2.6	SR5	14/10/2014 23:40	28.39	77.3	**5.02**	3.5
SR5	14/10/2014 5:45	28.16	81.7	**5.35**	3.5	SR5	14/10/2014 11:45	28.24	79.0	**5.17**	4.7	SR5	14/10/2014 17:45	28.36	83.0	5.41	2.1	SR5	14/10/2014 23:45	28.39	77.1	**5.01**	3.9
SR5	14/10/2014 5:50	28.15	81.6	**5.35**	2.5	SR5	14/10/2014 11:50	28.26	79.0	**5.16**	5.1	SR5	14/10/2014 17:50	28.36	83.0	5.41	2.1	SR5	14/10/2014 23:50	28.40	77.3	**5.02**	4.3
SR5	14/10/2014 5:55	28.15	81.6	**5.35**	2.6	SR5	14/10/2014 11:55	28.27	78.6	**5.14**	4.7	SR5	14/10/2014 17:55	28.37	82.9	5.40	2.3	SR5	14/10/2014 23:55	28.40	77.2	**5.01**	3.6

Station	Timestamp	Temp (°C)	DO (%)	DO (mg/L)	Tur (NTU)	Station	Timestamp	Temp (°C)	DO (%)	DO (mg/L)	Tur (NTU)	Station	Timestamp	Temp (°C)	DO (%)	DO (mg/L)	Tur (NTU)	Station	Timestamp	Temp (°C)	DO (%)	DO (mg/L)	Tur (NTU)
SR9	14/10/2014 0:00	27.75	83.2	**5.54**	**4.9**	SR9	14/10/2014 6:00	27.44	86.7	**5.74**	**7.0**	SR9	14/10/2014 12:00	27.58	87.9	**5.84**	**5.0**	SR9	14/10/2014 18:00	27.79	93.2	6.06	3.3
SR9	14/10/2014 0:05	27.75	83.2	**5.53**	**5.4**	SR9	14/10/2014 6:05	27.43	86.3	**5.74**	**6.6**	SR9	14/10/2014 12:05	27.57	87.6	**5.83**	**5.1**	SR9	14/10/2014 18:05	27.78	93.1	6.06	3.5
SR9	14/10/2014 0:10	27.74	83.3	**5.56**	**5.0**	SR9	14/10/2014 6:10	27.43	85.8	**5.71**	**6.4**	SR9						SR9	14/10/2014 18:10	27.76	94.2	6.14	3.8
SR9	14/10/2014 0:15	27.74	82.5	**5.47**	**4.8**	SR9	14/10/2014 6:15	27.41	85.4	**5.70**	**6.3**	SR9						SR9	14/10/2014 18:15	27.70	92.8	6.05	3.8
SR9	14/10/2014 0:20	27.73	82.9	**5.53**	4.6	SR9	14/10/2014 6:20	27.42	85.6	**5.71**	**7.1**	SR9	14/10/2014 12:20	27.56	86.5	**5.65**	**5.2**	SR9	14/10/2014 18:20	27.77	94.0	6.12	3.6
SR9	14/10/2014 0:25	27.72	83.4	**5.57**	4.7	SR9	14/10/2014 6:25	27.40	85.7	**5.71**	**6.4**	SR9	14/10/2014 12:25	27.48	85.9	**5.61**	**6.6**	SR9	14/10/2014 18:25	27.73	93.6	6.10	3.7
SR9	14/10/2014 0:30	27.72	83.1	**5.53**	**4.8**	SR9	14/10/2014 6:30	27.42	85.7	**5.72**	**7.1**	SR9	14/10/2014 12:30	27.50	85.0	**5.55**	**6.5**	SR9	14/10/2014 18:30	27.73	93.3	6.08	3.7
SR9	14/10/2014 0:35	27.73	83.7	**5.58**	**4.9**	SR9	14/10/2014 6:35	27.42	85.1	**5.66**	**7.4**	SR9	14/10/2014 12:35	27.49	84.8	**5.55**	**7.5**	SR9	14/10/2014 18:35	27.70	92.7	6.04	3.6
SR9	14/10/2014 0:40	27.72	84.2	**5.60**	**5.0**	SR9	14/10/2014 6:40	27.41	85.3	**5.67**	**8.2**	SR9	14/10/2014 12:40	27.60	88.2	**5.76**	**5.9**	SR9	14/10/2014 18:40	27.70	91.6	5.97	3.4
SR9	14/10/2014 0:45	27.72	83.5	**5.53**	**5.1**	SR9	14/10/2014 6:45	27.41	84.7	**5.63**	**7.4**	SR9	14/10/2014 12:45	27.65	91.1	**5.94**	**5.8**	SR9	14/10/2014 18:45	27.72	91.7	5.98	**7.2**
SR9	14/10/2014 0:50	27.72	84.3	**5.61**	**5.0**	SR9	14/10/2014 6:50	27.40	85.0	**5.65**	**8.4**	SR9	14/10/2014 12:50	27.64	88.7	**5.78**	**4.9**	SR9	14/10/2014 18:50	27.69	91.2	**5.94**	3.4
SR9	14/10/2014 0:55	27.68	83.7	**5.57**	**5.0**	SR9	14/10/2014 6:55	27.40	85.0	**5.66**	**7.8**	SR9	14/10/2014 12:55	27.60	86.5	**5.64**	**5.4**	SR9	14/10/2014 18:55	27.72	91.8	5.98	**4.8**
SR9	14/10/2014 1:00	27.68	83.9	**5.53**	**4.9**	SR9	14/10/2014 7:00	27.39	83.1	**5.53**	**7.4**	SR9	14/10/2014 13:00	27.67	88.3	**5.75**	4.7	SR9	14/10/2014 19:00	27.70	91.0	**5.93**	3.2
SR9	14/10/2014 1:05	27.69	81.4	**5.41**	**5.2**	SR9	14/10/2014 7:05	27.39	84.3	**5.62**	**7.9**	SR9	14/10/2014 13:05	27.65	88.0	**5.74**	4.4	SR9	14/10/2014 19:05	27.70	89.7	**5.85**	4.0
SR9	14/10/2014 1:10	27.68	83.5	**5.53**	**5.4**	SR9	14/10/2014 7:10	27.39	83.1	**5.53**	**8.1**	SR9	14/10/2014 13:10	27.68	88.9	**5.80**	**4.8**	SR9	14/10/2014 19:10	27.69	89.4	**5.83**	3.1
SR9	14/10/2014 1:15	27.68	83.2	**5.52**	**5.1**	SR9	14/10/2014 7:15	27.37	82.6	**5.49**	**8.2**	SR9	14/10/2014 13:15	27.76	89.5	**5.83**	4.7	SR9	14/10/2014 19:15	27.69	89.7	**5.85**	2.8
SR9	14/10/2014 1:20	27.68	83.2	**5.50**	**5.9**	SR9	14/10/2014 7:20	27.39	83.5	**5.55**	**8.3**	SR9	14/10/2014 13:20	27.74	88.2	**5.75**	4.7	SR9	14/10/2014 19:20	27.70	90.9	**5.93**	3.0
SR9	14/10/2014 1:25	27.68	84.6	**5.60**	**6.0**	SR9	14/10/2014 7:25	27.38	82.2	**5.46**	**9.1**	SR9	14/10/2014 13:25	27.73	87.8	**5.72**	**5.4**	SR9	14/10/2014 19:25	27.72	93.1	6.07	3.2
SR9	14/10/2014 1:30	27.65	84.8	**5.61**	**5.1**	SR9	14/10/2014 7:30	27.38	82.4	**5.48**	**9.2**	SR9	14/10/2014 13:30	27.75	88.1	**5.74**	**5.1**	SR9	14/10/2014 19:30	27.71	92.9	6.06	3.4
SR9	14/10/2014 1:35	27.66	84.3	**5.58**	**5.4**	SR9	14/10/2014 7:35	27.37	82.5	**5.48**	**9.5**	SR9	14/10/2014 13:35	27.77	87.4	**5.69**	**4.9**	SR9	14/10/2014 19:35	27.70	92.3	6.02	3.2
SR9	14/10/2014 1:40	27.66	84.3	**5.57**	**5.3**	SR9	14/10/2014 7:40	27.38	83.0	**5.52**	**10.4**	SR9	14/10/2014 13:40	27.76	87.3	**5.68**	4.6	SR9	14/10/2014 19:40	27.69	91.8	5.99	3.1
SR9	14/10/2014 1:45	27.66	85.0	**5.62**	**5.9**	SR9	14/10/2014 7:45	27.37	82.1	**5.47**	**11.2**	SR9	14/10/2014 13:45	27.72	86.9	**5.66**	4.5	SR9	14/10/2014 19:45	27.68	90.8	**5.92**	3.3
SR9	14/10/2014 1:50	27.65	84.9	**5.62**	**5.9**	SR9	14/10/2014 7:50	27.36	82.9	**5.51**	**10.5**	SR9	14/10/2014 13:50	27.74	87.7	**5.71**	**4.9**	SR9	14/10/2014 19:50	27.65	89.6	**5.85**	3.4
SR9	14/10/2014 1:55	27.64	83.8	**5.55**	**5.0**	SR9	14/10/2014 7:55	27.36	83.8	**5.56**	**10.6**	SR9	14/10/2014 13:55	27.72	88.3	**5.75**	4.4	SR9	14/10/2014 19:55	27.62	88.1	**5.75**	3.9
SR9	14/10/2014 2:00	27.63	84.7	**5.61**	**6.7**	SR9	14/10/2014 8:00	27.34	83.8	**5.58**	**8.7**	SR9	14/10/2014 14:00	27.73	87.9	**5.72**	4.2	SR9	14/10/2014 20:00	27.60	86.5	**5.65**	3.9
SR9	14/10/2014 2:05	27.61	84.3	**5.59**	**5.8**	SR9	14/10/2014 8:05	27.35	83.3	**5.55**	**9.8**	SR9	14/10/2014 14:05	27.77	89.3	**5.81**	**4.8**	SR9	14/10/2014 20:05	27.61	86.9	**5.67**	3.6
SR9	14/10/2014 2:10	27.59	83.9	**5.56**	**5.7**	SR9	14/10/2014 8:10	27.36	83.4	**5.56**	**9.5**	SR9	14/10/2014 14:10	27.75	88.4	**5.76**	4.4	SR9	14/10/2014 20:10	27.61	87.7	**5.73**	3.3
SR9	14/10/2014 2:15	27.60	86.3	**5.71**	**5.3**	SR9	14/10/2014 8:15	27.35	83.9	**5.60**	**10.2**	SR9	14/10/2014 14:15	27.79	89.7	**5.84**	4.5	SR9	14/10/2014 20:15	27.62	87.6	**5.72**	3.5
SR9	14/10/2014 2:20	27.59	86.0	**5.70**	**6.1**	SR9	14/10/2014 8:20	27.35	83.1	**5.55**	**11.4**	SR9	14/10/2014 14:20	27.72	88.1	**5.74**	**4.9**	SR9	14/10/2014 20:20	27.61	87.7	**5.73**	3.4
SR9	14/10/2014 2:25	27.56	84.9	**5.63**	**5.6**	SR9	14/10/2014 8:25	27.35	83.4	**5.57**	**10.0**	SR9	14/10/2014 14:25	27.78	89.9	**5.85**	4.5	SR9	14/10/2014 20:25	27.60	86.4	**5.64**	3.3
SR9	14/10/2014 2:30	27.53	84.2	**5.59**	**5.7**	SR9	14/10/2014 8:30	27.34	82.2	**5.50**	**10.1**	SR9	14/10/2014 14:30	27.80	89.6	**5.83**	**5.3**	SR9	14/10/2014 20:30	27.61	87.6	**5.72**	3.4
SR9	14/10/2014 2:35	27.54	83.2	**5.52**	**5.8**	SR9	14/10/2014 8:35	27.34	82.8	**5.54**	**9.1**	SR9	14/10/2014 14:35	27.84	90.4	**5.88**	3.8	SR9	14/10/2014 20:35	27.59	86.3	**5.64**	3.4
SR9	14/10/2014 2:40	27.55	84.3	**5.59**	**6.1**	SR9	14/10/2014 8:40	27.34	81.9	**5.48**	**9.3**	SR9	14/10/2014 14:40	27.84	89.8	**5.84**	3.8	SR9	14/10/2014 20:40	27.60	86.9	**5.68**	3.0
SR9	14/10/2014 2:45	27.51	83.2	**5.53**	**5.5**	SR9	14/10/2014 8:45	27.34	81.9	**5.48**	**8.8**	SR9	14/10/2014 14:45	27.82	89.1	**5.79**	4.1	SR9	14/10/2014 20:45	27.59	86.5	**5.65**	3.2
SR9	14/10/2014 2:50	27.54	84.3	**5.60**	**5.8**	SR9	14/10/2014 8:50	27.34	82.7	**5.52**	**8.8**	SR9	14/10/2014 14:50	27.86	90.2	**5.86**	4.2	SR9	14/10/2014 20:50	27.58	86.3	**5.64**	3.3
SR9	14/10/2014 2:55	27.51	83.7	**5.56**	**5.7**	SR9	14/10/2014 8:55	27.35	82.9	**5.54**	**7.6**	SR9	14/10/2014 14:55	27.87	89.8	**5.84**	4.4	SR9	14/10/2014 20:55	27.58	85.6	**5.59**	3.3
SR9	14/10/2014 3:00	27.54	83.7	**5.55**	**5.8**	SR9	14/10/2014 9:00	27.35	83.3	**5.57**	**8.0**	SR9	14/10/2014 15:00	27.89	89.8	**5.84**	3.9	SR9	14/10/2014 21:00	27.57	85.7	**5.60**	3.5
SR9	14/10/2014 3:05	27.52	84.2	**5.59**	**5.5**	SR9	14/10/2014 9:05	27.35	83.1	**5.55**	**7.3**	SR9	14/10/2014 15:05	27.86	89.1	**5.79**	4.0	SR9	14/10/2014 21:05	27.57	86.2	**5.63**	3.4
SR9	14/10/2014 3:10	27.54	86.7	**5.75**	**5.4**	SR9	14/10/2014 9:10	27.35	83.0	**5.55**	**7.8**	SR9	14/10/2014 15:10	27.89	88.9	**5.77**	3.4	SR9	14/10/2014 21:10	27.56	85.0	**5.56**	4.2
SR9	14/10/2014 3:15	27.55	86.3	**5.73**	**5.5**	SR9	14/10/2014 9:15	27.35	82.6	**5.52**	**7.8**	SR9	14/10/2014 15:15	27.89	89.1	**5.79**	3.6	SR9	14/10/2014 21:15	27.54	83.5	**5.46**	3.7
SR9	14/10/2014 3:20	27.54	86.0	**5.71**	**5.3**	SR9	14/10/2014 9:20	27.34	82.5	**5.51**	**7.9**	SR9	14/10/2014 15:20	27.93	89.7	**5.83**	4.6	SR9	14/10/2014 21:20	27.54	82.9	**5.42**	3.7
SR9	14/10/2014 3:25	27.52	85.5	**5.67**	**5.4**	SR9	14/10/2014 9:25	27.35	83.2	**5.56**	**8.0**	SR9	14/10/2014 15:25	27.95	90.1	**5.85**	3.5	SR9	14/10/2014 21:25	27.53	83.0	**5.43**	3.9
SR9	14/10/2014 3:30	27.54	86.7	**5.76**	**6.1**	SR9	14/10/2014 9:30	27.35	81.8	**5.46**	**8.6**	SR9	14/10/2014 15:30	27.85	89.2	**5.80**	3.9	SR9	14/10/2014 21:30	27.53	82.3	**5.38**	4.7
SR9	14/10/2014 3:35	27.53	86.6	**5.74**	**7.5**	SR9	14/10/2014 9:35	27.36	83.6	**5.59**	**7.2**	SR9	14/10/2014 15:35	27.85	89.1	**5.79**	3.7	SR9	14/10/2014 21:35	27.53	83.7	**5.47**	3.8
SR9	14/10/2014 3:40	27.52	86.8	**5.74**	**6.2**	SR9	14/10/2014 9:40	27.36	83.0	**5.54**	**7.6**	SR9	14/10/2014 15:40	27.92	90.2	**5.86**	3.7	SR9	14/10/2014 21:40	27.53	83.4	**5.45**	4.0
SR9	14/10/2014 3:45	27.54	86.7	**5.73**	**6.8**	SR9	14/10/2014 9:45	27.37	83.4	**5.56**	**6.8**	SR9	14/10/2014 15:45	27.92	90.4	**5.87**	3.5	SR9	14/10/2014 21:45	27.53	83.1	**5.44**	4.0
SR9	14/10/2014 3:50	27.55	86.5	**5.72**	**7.5**	SR9	14/10/2014 9:50	27.37	82.6	**5.52**	**6.5**	SR9	14/10/2014 15:50	27.90	90.0	**5.84**	3.3	SR9	14/10/2014 21:50	27.52	80.5	**5.26**	3.8
SR9	14/10/2014 3:55	27.53	86.7	**5.73**	**8.9**	SR9	14/10/2014 9:55	27.37	82.8	**5.53**	**6.7**	SR9	14/10/2014 15:55	27.95	89.9	**5.83**	3.6	SR9	14/10/2014 21:55	27.51	80.6	**5.27**	4.0
SR9	14/10/2014 4:00	27.52	87.1	**5.75**	**6.0**	SR9	14/10/2014 10:00	27.37	83.9	**5.61**	**6.3**	SR9	14/10/2014 16:00	27.95	89.9	**5.83**	3.3	SR9	14/10/2014 22:00	27.51	80.0	**5.23**	3.9
SR9	14/10/2014 4:05	27.51	87.4	**5.77**	**6.6**	SR9	14/10/2014 10:05	27.37	82.4	**5.50**	**7.2**	SR9	14/10/2014 16:05	27.87	90.0	**5.85**	3.8	SR9	14/10/2014 22:05	27.50	80.1	**5.24**	3.9
SR9	14/10/2014 4:10	27.53	87.1	**5.75**	**6.9**	SR9	14/10/2014 10:10	27.37	84.3	**5.63**	**6.4**	SR9	14/10/2014 16:10	27.86	90.4	**5.88**	4.0	SR9	14/10/2014 22:10	27.50	79.6	**5.21**	3.9
SR9	14/10/2014 4:15	27.51	86.8	**5.73**	**7.0**	SR9	14/10/2014 10:15	27.37	83.6	**5.59**	**7.0**	SR9	14/10/2014 16:15	27.85	90.5	**5.88**	3.7	SR9	14/10/2014 22:15	27.49	79.6	**5.21**	4.6
SR9	14/10/2014 4:20	27.50	86.8	**5.73**	**7.8**	SR9	14/10/2014 10:20	27.38	83.2	**5.55**	**6.9**	SR9	14/10/2014 16:20	27.88	90.6	**5.89**	3.7	SR9	14/10/2014 22:20	27.49	78.2	**5.12**	3.6
SR9	14/10/2014 4:25	27.49	87.0	**5.75**	**6.8**	SR9	14/10/2014 10:25	27.38	85.0	**5.68**	**5.8**	SR9	14/10/2014 16:25	27.93	90.3	**5.87**	3.1	SR9	14/10/2014 22:25	27.48	78.2	**5.12**	4.1
SR9	14/10/2014 4:30	27.49	87.9	**5.81**	**5.1**	SR9	14/10/2014 10:30	27.37	83.3	**5.57**	**6.3**	SR9	14/10/2014 16:30	27.82	90.2	**5.87**	4.4	SR9	14/10/2014 22:30	27.48	78.8	**5.15**	4.2
SR9	14/10/2014 4:35	27.48	87.6	**5.79**	**6.4**	SR9	14/10/2014 10:35	27.39	83.2	**5.57**	**5.7**	SR9	14/10/2014 16:35	27.80	91.6	**5.96**	4.0	SR9	14/10/2014 22:35	27.49	80.5	**5.26**	4.4
SR9	14/10/2014 4:40	27.48	87.4	**5.77**	**5.9**	SR9	14/10/2014 10:40	27.40	84.9	**5.66**	**6.1**	SR9	14/10/2014 16:40	27.77	92.8	6.04	4.2	SR9	14/10/2014 22:40	27.48	80.4	**5.26**	4.6
SR9	14/10/2014 4:45	27.49	87.0	**5.78**	**6.7**	SR9	14/10/2014 10:45	27.41	85.1	**5.67**	**6.9**	SR9	14/10/2014 16:45	27.80	92.0	5.99	3.9	SR9	14/10/2014 22:45	27.48	79.9	**5.23**	4.1
SR9	14/10/2014 4:50	27.50	87.3	**5.82**	**6.4**	SR9	14/10/2014 10:50	27.41	84.9	**5.66**	**5.2**	SR9	14/10/2014 16:50	27.77	92.5	6.03	4.1	SR9	14/10/2014 22:50	27.48	80.1	**5.24**	4.5
SR9	14/10/2014 4:55	27.47	86.9	**5.79**	**6.1**	SR9	14/10/2014 10:55	27.43	84.0	**5.58**	**5.5**	SR9	14/10/2014 16:55	27.79	92.8	6.04	4.0	SR9	14/10/2014 22:55	27.47	80.2	**5.25**	4.2
SR9	14/10/2014 5:00	27.49	86.6	**5.76**	**6.9**	SR9	14/10/2014 11:00	27.44	85.0	**5.67**	**6.9**	SR9	14/10/2014 17:00	27.81	92.8	6.04	3.6	SR9	14/10/2014 23:00	27.47	80.5	**5.27**	4.4
SR9	14/10/2014 5:05	27.47	86.5	**5.76**	**6.3**	SR9	14/10/2014 11:05	27.45	85.0	**5.66**	**6.4**	SR9	14/10/2014 17:05	27.80	93.5	6.09	3.6	SR9	14/10/2014 23:05	27.45	79.2	**5.19**	4.1
SR9	14/10/2014 5:10	27.47	87.0	**5.80**	**6.8**	SR9	14/10/2014 11:10	27.45	86.2	**5.74**	**6.1**	SR9	14/10/2014 17:10	27.72	94.3	6.14	3.9	SR9	14/10/2014 23:10	27.46	79.2	**5.19**	4.6
SR9	14/10/2014 5:15	27.45	86.5	**5.77**	**6.1**	SR9	14/10/2014 11:15	27.43	85.5	**5.70**	**6.4**	SR9	14/10/2014 17:15	27.74	94.0	6.13	3.9	SR9	14/10/2014 23:15	27.45	79.7	**5.22**	4.1
SR9	14/10/2014 5:20	27.45	86.9	**5.78**	**6.5**	SR9	14/10/2014 11:20	27.46	87.5	**5.81**	**6.2**	SR9	14/10/2014 17:20	27.76	94.2	6.13	3.6	SR9	14/10/2014 23:20	27.45	80.2	**5.25**	4.3
SR9	14/10/2014 5:25	27.43	86.6	**5.76**	**6.1**	SR9	14/10/2014 11:25	27.44	85.8	**5.73**	**6.4**	SR9	14/10/2014 17:25	27.78	93.9	6.11	3.4	SR9	14/10/2014 23:25	27.45	81.7	**5.35**	4.3
SR9	14/10/2014 5:30	27.44	86.8	**5.75**	**6.0**	SR9	14/10/2014 11:30	27.48	88.6	**5.90**	**6.0**	SR9	14/10/2014 17:30	27.78	94.5	6.15	3.6	SR9	14/10/2014 23:30	27.45	80.9	**5.30**	3.9
SR9	14/10/2014 5:35	27.47	87.0	**5.76**	**6.5**	SR9	14/10/2014 11:35	27.43	86.5	**5.77**	**5.9**	SR9	14/10/2014 17:35	27.75	94.6	6.16	3.5	SR9	14/10/2014 23:35	27.43	79.5	**5.21**	3.9
SR9	14/10/2014 5:40	27.46	86.8	**5.75**	**6.5**	SR9	14/10/2014 11:40	27.52	89.9	5.98	**5.6**	SR9	14/10/2014 17:40	27.78	94.4	6.14	3.6	SR9	14/10/2014 23:40	27.43	79.5	**5.21**	4.3
SR9	14/10/2014 5:45	27.46	86.7	**5.74**	**6.6**	SR9	14/10/2014 11:45	27.53	89.2	**5.93**	**5.1**	SR9	14/10/2014 17:45	27.75	93.7	6.10	3.4	SR9	14/10/2014 23:45	27.44	80.4	**5.27**	4.4
SR9	14/10/2014 5:50	27.44	86.3	**5.72**	**5.8**	SR9	14/10/2014 11:50	27.55	89.1	**5.92**	**5.9**	SR9	14/10/2014 17:50	27.75	93.2	6.07	3.3	SR9	14/10/2014 23:50	27.44	80.3	**5.26**	4.3
SR9	14/10/2014 5:55	27.43	86.5	**5.72**	**6.6**	SR9	14/10/2014 11:55	27.52	87.9	**5.85**	**5.4**	SR9	14/10/2014 17:55	27.76	93.1	6.06	3.3	SR9	14/10/2014 23:55	27.43	79.9	**5.24**	4.3

Station	Timestamp	Temp (°C)	DO (%)	DO (mg/L)	Tur (NTU)	Station	Timestamp	Temp (°C)	DO (%)	DO (mg/L)	Tur (NTU)	Station	Timestamp	Temp (°C)	DO (%)	DO (mg/L)	Tur (NTU)	Station	Timestamp	Temp (°C)	DO (%)	DO (mg/L)	Tur (NTU)
SR10	14/10/2014 0:00	28.34	82.5	**5.37**	3.1	SR10	14/10/2014 6:00	28.29	81.3	**5.30**	3.9	SR10	14/10/2014 12:00	28.46	87.4	**5.69**	2.3	SR10	14/10/2014 18:00	28.45	86.7	**5.64**	3.6
SR10	14/10/2014 0:05	28.36	84.9	**5.53**	**6.6**	SR10	14/10/2014 6:05	28.26	80.8	**5.27**	3.7	SR10	14/10/2014 12:05	28.46	87.1	**5.67**	2.1	SR10	14/10/2014 18:05	28.45	84.7	**5.50**	3.5
SR10	14/10/2014 0:10	28.36	84.9	**5.52**	3.3	SR10	14/10/2014 6:10	28.27	81.0	**5.28**	3.1	SR10	14/10/2014 12:10	28.46	86.4	**5.62**	2.1	SR10	14/10/2014 18:10	28.45	84.0	**5.46**	3.2
SR10	14/10/2014 0:15	28.36	84.9	**5.52**	4.2	SR10	14/10/2014 6:15	28.25	81.2	**5.30**	3.6	SR10	14/10/2014 12:15	28.44	87.2	**5.68**	2.2	SR10	14/10/2014 18:15	28.45	82.4	**5.36**	3.0
SR10	14/10/2014 0:20	28.37	84.8	**5.52**	4.3	SR10	14/10/2014 6:20	28.25	82.3	**5.37**	3.6	SR10	14/10/2014 12:20	28.47	86.4	**5.62**	2.3	SR10	14/10/2014 18:20	28.45	81.0	**5.27**	**6.1**
SR10	14/10/2014 0:25	28.38	85.4	**5.56**	3.5	SR10	14/10/2014 6:25	28.25	82.3	**5.37**	2.9	SR10	14/10/2014 12:25	28.51	86.4	**5.62**	2.0	SR10	14/10/2014 18:25	28.45	81.4	**5.29**	3.4
SR10	14/10/2014 0:30	28.39	85.7	**5.57**	3.7	SR10	14/10/2014 6:30	28.25	83.6	**5.45**	3.8	SR10	14/10/2014 12:30	28.54	87.2	**5.67**	1.7	SR10	14/10/2014 18:30	28.45	80.6	**5.24**	3.6
SR10	14/10/2014 0:35	28.39	85.8	**5.58**	3.5	SR10	14/10/2014 6:35	28.26	83.7	**5.46**	3.1	SR10	14/10/2014 12:35	28.56	87.0	**5.66**	1.9	SR10	14/10/2014 18:35	28.45	80.4	**5.23**	3.3
SR10	14/10/2014 0:40	28.40	85.8	**5.58**	3.9	SR10	14/10/2014 6:40	28.25	82.2	**5.36**	3.6	SR10	14/10/2014 12:40	28.59	87.4	**5.68**	1.6	SR10	14/10/2014 18:40	28.44	85.5	**5.56**	3.8
SR10	14/10/2014 0:45	28.39	85.8	**5.58**	3.3	SR10	14/10/2014 6:45	28.27	83.9	**5.47**	3.7	SR10	14/10/2014 12:45	28.60	87.1	**5.66**	1.7	SR10	14/10/2014 18:45	28.44	87.1	**5.66**	4.1
SR10	14/10/2014 0:50	28.39	85.6	**5.57**	**5.8**	SR10	14/10/2014 6:50	28.24	83.9	**5.47**	3.2	SR10	14/10/2014 12:50	28.60	86.2	**5.60**	1.6	SR10	14/10/2014 18:50	28.44	85.3	**5.55**	3.4
SR10	14/10/2014 0:55	28.40	85.3	**5.55**	3.9	SR10	14/10/2014 6:55	28.26	83.8	**5.47**	3.1	SR10	14/10/2014 12:55	28.58	85.6	**5.56**	1.9	SR10	14/10/2014 18:55	28.44	87.1	**5.66**	3.5
SR10	14/10/2014 1:00	28.40	85.4	**5.55**	4.3	SR10	14/10/2014 7:00	28.34	86.4	**5.63**	2.7	SR10	14/10/2014 13:00	28.61	86.1	**5.59**	1.7	SR10	14/10/2014 19:00	28.45	80.0	**5.19**	3.1
SR10	14/10/2014 1:05	28.40	85.4	**5.55**	3.7	SR10	14/10/2014 7:05	28.30	86.5	**5.64**	2.3	SR10	14/10/2014 13:05	28.58	86.2	**5.60**	1.9	SR10	14/10/2014 19:05	28.43	85.6	**5.57**	3.5
SR10	14/10/2014 1:10	28.39	85.3	**5.55**	3.8	SR10	14/10/2014 7:10	28.30	86.5	**5.64**	2.3	SR10	14/10/2014 13:10	28.62	86.9	**5.64**	2.1	SR10	14/10/2014 19:10	28.43	86.8	**5.64**	3.4
SR10	14/10/2014 1:15	28.39	85.2	**5.54**	3.7	SR10	14/10/2014 7:15	28.33	86.1	**5.61**	2.2	SR10	14/10/2014 13:15	28.63	88.5	**5.75**	1.6	SR10	14/10/2014 19:15	28.44	87.6	**5.70**	2.9
SR10	14/10/2014 1:20	28.39	85.1	**5.53**	4.7	SR10	14/10/2014 7:20	28.32	86.2	**5.62**	2.7	SR10	14/10/2014 13:20	28.60	86.1	**5.59**	2.2	SR10	14/10/2014 19:20	28.44	87.6	**5.70**	3.1
SR10	14/10/2014 1:25	28.39	85.4	**5.55**	3.6	SR10	14/10/2014 7:25	28.31	85.8	**5.60**	3.0	SR10	14/10/2014 13:25	28.60	86.2	**5.60**	2.0	SR10	14/10/2014 19:25	28.43	87.7	**5.70**	3.1
SR10	14/10/2014 1:30	28.39	85.4	**5.55**	4.7	SR10	14/10/2014 7:30	28.30	85.8	**5.60**	2.7	SR10	14/10/2014 13:30	28.59	86.7	**5.63**	1.8	SR10	14/10/2014 19:30	28.43	87.9	**5.72**	2.7
SR10	14/10/2014 1:35	28.39	85.3	**5.55**	4.2	SR10	14/10/2014 7:35	28.28	85.6	**5.59**	2.6	SR10	14/10/2014 13:35	28.61	87.2	**5.66**	1.9	SR10	14/10/2014 19:35	28.43	88.6	**5.76**	2.8
SR10	14/10/2014 1:40	28.39	85.3	**5.55**	3.5	SR10	14/10/2014 7:40	28.28	85.6	**5.58**	3.8	SR10	14/10/2014 13:40	28.58	86.3	**5.61**	1.9	SR10	14/10/2014 19:40	28.43	88.6	**5.76**	2.9
SR10	14/10/2014 1:45	28.37	85.8	**5.58**	3.0	SR10	14/10/2014 7:45	28.28	85.7	**5.59**	2.6	SR10	14/10/2014 13:45	28.60	86.3	**5.61**	1.9	SR10	14/10/2014 19:45	28.40	88.5	**5.76**	2.9
SR10	14/10/2014 1:50	28.37	85.8	**5.58**	3.3	SR10	14/10/2014 7:50	28.26	85.8	**5.60**	2.5	SR10						SR10	14/10/2014 19:50	28.39	88.7	**5.77**	2.7
SR10	14/10/2014 1:55	28.39	85.7	**5.58**	4.4	SR10	14/10/2014 7:55	28.27	85.2	**5.56**	2.8	SR10						SR10	14/10/2014 19:55	28.39	88.3	**5.74**	3.3
SR10	14/10/2014 2:00	28.38	85.4	**5.56**	3.4	SR10	14/10/2014 8:00	28.26	86.1	**5.63**	2.9	SR10	14/10/2014 14:00	28.58	86.0	**5.57**	2.1	SR10	14/10/2014 20:00	28.38	87.9	**5.72**	2.9
SR10	14/10/2014 2:05	28.39	85.7	**5.57**	3.6	SR10	14/10/2014 8:05	28.23	84.8	**5.54**	3.1	SR10	14/10/2014 14:05	28.64	88.0	**5.70**	1.3	SR10	14/10/2014 20:05	28.36	87.5	**5.70**	3.7
SR10	14/10/2014 2:10	28.39	85.3	**5.55**	4.2	SR10	14/10/2014 8:10	28.22	85.3	**5.57**	3.0	SR10	14/10/2014 14:10	28.56	83.4	**5.41**	2.2	SR10	14/10/2014 20:10	28.35	87.4	**5.69**	3.1
SR10	14/10/2014 2:15	28.37	86.0	**5.60**	4.4	SR10	14/10/2014 8:15	28.24	85.2	**5.56**	2.8	SR10	14/10/2014 14:15	28.56	83.5	**5.41**	2.3	SR10	14/10/2014 20:15	28.34	86.9	**5.66**	2.8
SR10	14/10/2014 2:20	28.39	85.7	**5.57**	**4.9**	SR10	14/10/2014 8:20	28.24	84.0	**5.48**	3.8	SR10	14/10/2014 14:20	28.56	82.6	**5.35**	2.4	SR10	14/10/2014 20:20	28.36	86.8	**5.65**	3.7
SR10	14/10/2014 2:25	28.38	85.8	**5.58**	3.3	SR10	14/10/2014 8:25	28.24	84.6	**5.52**	3.8	SR10	14/10/2014 14:25	28.56	82.2	**5.33**	2.0	SR10	14/10/2014 20:25	28.35	86.9	**5.65**	3.4
SR10	14/10/2014 2:30	28.36	85.4	**5.55**	3.1	SR10	14/10/2014 8:30	28.25	84.9	**5.54**	3.6	SR10	14/10/2014 14:30	28.55	83.8	**5.44**	2.1	SR10	14/10/2014 20:30	28.35	87.8	**5.72**	2.6
SR10	14/10/2014 2:35	28.38	85.7	**5.57**	3.2	SR10	14/10/2014 8:35	28.26	85.4	**5.57**	3.1	SR10	14/10/2014 14:35	28.54	84.6	**5.49**	2.5	SR10	14/10/2014 20:35	28.36	86.8	**5.65**	2.9
SR10	14/10/2014 2:40	28.38	85.9	**5.59**	3.7	SR10	14/10/2014 8:40	28.27	85.7	**5.59**	3.1	SR10	14/10/2014 14:40	28.54	82.6	**5.36**	2.3	SR10	14/10/2014 20:40	28.35	85.5	**5.57**	3.3
SR10	14/10/2014 2:45	28.39	85.6	**5.57**	4.1	SR10	14/10/2014 8:45	28.25	85.0	**5.55**	3.7	SR10	14/10/2014 14:45	28.53	85.5	**5.55**	2.4	SR10	14/10/2014 20:45	28.35	84.9	**5.52**	3.2
SR10	14/10/2014 2:50	28.37	85.8	**5.58**	4.4	SR10	14/10/2014 8:50	28.24	84.9	**5.54**	3.4	SR10	14/10/2014 14:50	28.55	85.9	**5.57**	2.5	SR10	14/10/2014 20:50	28.35	85.3	**5.55**	2.9
SR10	14/10/2014 2:55	28.38	85.6	**5.57**	**11.5**	SR10	14/10/2014 8:55	28.25	85.0	**5.55**	3.1	SR10	14/10/2014 14:55	28.56	86.6	**5.62**	1.8	SR10	14/10/2014 20:55	28.36	86.4	**5.62**	3.3
SR10	14/10/2014 3:00	28.38	85.7	**5.57**	**11.0**	SR10	14/10/2014 9:00	28.25	85.1	**5.55**	3.5	SR10	14/10/2014 15:00	28.54	91.3	**5.92**	1.7	SR10	14/10/2014 21:00	28.36	86.0	**5.60**	3.3
SR10	14/10/2014 3:05	28.37	85.3	**5.55**	**16.0**	SR10	14/10/2014 9:05	28.26	85.5	**5.58**	3.1	SR10	14/10/2014 15:05	28.59	92.4	5.99	1.4	SR10	14/10/2014 21:05	28.36	85.4	**5.56**	3.3
SR10	14/10/2014 3:10	28.37	84.8	**5.52**	3.5	SR10	14/10/2014 9:10	28.30	86.0	**5.61**	2.9	SR10	14/10/2014 15:10	28.57	92.1	5.97	1.5	SR10	14/10/2014 21:10	28.36	85.4	**5.56**	3.6
SR10	14/10/2014 3:15	28.36	84.0	**5.47**	3.4	SR10	14/10/2014 9:15	28.27	85.2	**5.56**	3.7	SR10	14/10/2014 15:15	28.59	91.9	**5.96**	1.4	SR10	14/10/2014 21:15	28.36	85.4	**5.56**	3.3
SR10	14/10/2014 3:20	28.35	83.7	**5.45**	3.5	SR10	14/10/2014 9:20	28.26	85.2	**5.56**	3.9	SR10	14/10/2014 15:20	28.55	89.7	**5.82**	1.8	SR10	14/10/2014 21:20	28.36	84.4	**5.49**	2.9
SR10	14/10/2014 3:25	28.36	84.0	**5.47**	4.0	SR10	14/10/2014 9:25	28.25	85.1	**5.56**	3.9	SR10	14/10/2014 15:25	28.56	90.1	**5.84**	1.4	SR10	14/10/2014 21:25	28.36	85.2	**5.54**	2.9
SR10	14/10/2014 3:30	28.35	84.3	**5.48**	3.8	SR10	14/10/2014 9:30	28.23	84.4	**5.51**	4.1	SR10	14/10/2014 15:30	28.53	88.5	**5.74**	1.6	SR10	14/10/2014 21:30	28.36	84.9	**5.53**	2.7
SR10	14/10/2014 3:35	28.34	83.3	**5.42**	3.3	SR10	14/10/2014 9:35	28.24	84.6	**5.52**	4.1	SR10	14/10/2014 15:35	28.52	85.9	**5.58**	1.5	SR10	14/10/2014 21:35	28.36	85.6	**5.57**	2.9
SR10	14/10/2014 3:40	28.34	82.4	**5.36**	3.7	SR10	14/10/2014 9:40	28.27	85.4	**5.57**	3.5	SR10	14/10/2014 15:40	28.48	85.7	**5.56**	1.6	SR10	14/10/2014 21:40	28.36	85.6	**5.58**	2.7
SR10	14/10/2014 3:45	28.36	81.6	**5.31**	3.7	SR10	14/10/2014 9:45	28.28	84.5	**5.51**	3.0	SR10	14/10/2014 15:45	28.44	87.3	**5.67**	1.8	SR10	14/10/2014 21:45	28.36	85.7	**5.58**	2.8
SR10	14/10/2014 3:50	28.31	82.2	**5.35**	3.3	SR10	14/10/2014 9:50	28.26	85.0	**5.54**	3.8	SR10	14/10/2014 15:50	28.44	86.6	**5.63**	1.8	SR10	14/10/2014 21:50	28.36	82.5	**5.37**	2.5
SR10	14/10/2014 3:55	28.31	82.2	**5.35**	3.3	SR10	14/10/2014 9:55	28.26	85.0	**5.55**	3.3	SR10	14/10/2014 15:55	28.44	87.6	**5.70**	1.8	SR10	14/10/2014 21:55	28.34	80.6	**5.25**	2.6
SR10	14/10/2014 4:00	28.29	81.3	**5.30**	2.9	SR10	14/10/2014 10:00	28.25	84.7	**5.53**	3.9	SR10	14/10/2014 16:00	28.44	87.4	**5.68**	1.9	SR10	14/10/2014 22:00	28.34	78.8	**5.14**	2.2
SR10	14/10/2014 4:05	28.31	79.6	**5.18**	2.9	SR10	14/10/2014 10:05	28.24	84.7	**5.53**	3.6	SR10	14/10/2014 16:05	28.43	85.2	**5.54**	2.3	SR10	14/10/2014 22:05	28.33	82.3	**5.36**	2.4
SR10	14/10/2014 4:10	28.31	77.9	**5.08**	3.4	SR10	14/10/2014 10:10	28.28	85.7	**5.59**	2.8	SR10	14/10/2014 16:10	28.44	86.0	**5.59**	2.0	SR10	14/10/2014 22:10	28.33	80.2	**5.23**	2.2
SR10	14/10/2014 4:15	28.33	79.5	**5.17**	3.5	SR10	14/10/2014 10:15	28.32	86.4	**5.63**	2.6	SR10	14/10/2014 16:15	28.40	86.9	**5.66**	2.3	SR10	14/10/2014 22:15	28.30	80.4	**5.24**	2.3
SR10	14/10/2014 4:20	28.32	80.6	**5.25**	3.6	SR10	14/10/2014 10:20	28.32	86.2	**5.62**	2.8	SR10	14/10/2014 16:20	28.44	87.7	**5.70**	1.6	SR10	14/10/2014 22:20	28.33	79.4	**5.18**	2.3
SR10	14/10/2014 4:25	28.33	81.3	**5.29**	3.6	SR10	14/10/2014 10:25	28.30	85.9	**5.60**	2.6	SR10	14/10/2014 16:25	28.40	85.7	**5.57**	2.6	SR10	14/10/2014 22:25	28.33	81.1	**5.29**	2.3
SR10	14/10/2014 4:30	28.33	80.5	**5.24**	3.6	SR10	14/10/2014 10:30	28.33	86.6	**5.65**	2.7	SR10	14/10/2014 16:30	28.37	86.0	**5.60**	2.5	SR10	14/10/2014 22:30	28.33	81.6	**5.32**	2.9
SR10	14/10/2014 4:35	28.32	82.1	**5.35**	4.0	SR10	14/10/2014 10:35	28.30	86.0	**5.61**	2.9	SR10	14/10/2014 16:35	28.37	85.9	**5.59**	2.7	SR10	14/10/2014 22:35	28.33	80.4	**5.24**	2.5
SR10	14/10/2014 4:40	28.30	81.9	**5.34**	3.3	SR10	14/10/2014 10:40	28.34	86.5	**5.64**	2.7	SR10	14/10/2014 16:40	28.40	86.3	**5.62**	2.8	SR10	14/10/2014 22:40	28.31	77.8	**5.07**	2.3
SR10	14/10/2014 4:45	28.31	80.7	**5.26**	3.5	SR10	14/10/2014 10:45	28.36	86.9	**5.66**	2.6	SR10	14/10/2014 16:45	28.41	87.1	**5.67**	2.2	SR10	14/10/2014 22:45	28.30	77.9	**5.08**	2.4
SR10	14/10/2014 4:50	28.31	81.5	**5.31**	3.7	SR10	14/10/2014 10:50	28.36	86.6	**5.65**	2.9	SR10	14/10/2014 16:50	28.43	88.2	**5.73**	1.9	SR10	14/10/2014 22:50	28.30	77.8	**5.08**	2.2
SR10	14/10/2014 4:55	28.31	80.9	**5.27**	3.2	SR10	14/10/2014 10:55	28.34	86.4	**5.63**	2.6	SR10	14/10/2014 16:55	28.43	88.0	**5.72**	2.2	SR10	14/10/2014 22:55	28.30	76.9	**5.02**	2.1
SR10	14/10/2014 5:00	28.31	81.5	**5.31**	3.1	SR10	14/10/2014 11:00	28.37	86.6	**5.65**	2.6	SR10	14/10/2014 17:00	28.45	88.1	**5.72**	3.0	SR10	14/10/2014 23:00	28.30	75.8	**4.94**	2.1
SR10	14/10/2014 5:05	28.30	81.2	**5.29**	3.3	SR10	14/10/2014 11:05	28.36	86.4	**5.63**	2.9	SR10	14/10/2014 17:05	28.47	88.9	**5.78**	3.3	SR10	14/10/2014 23:05	28.29	75.9	**4.95**	2.0
SR10	14/10/2014 5:10	28.30	81.8	**5.33**	4.4	SR10	14/10/2014 11:10	28.36	86.7	**5.65**	2.5	SR10	14/10/2014 17:10	28.47	88.9	**5.77**	3.2	SR10	14/10/2014 23:10	28.30	75.4	**4.92**	2.1
SR10	14/10/2014 5:15	28.31	81.4	**5.30**	3.3	SR10	14/10/2014 11:15	28.38	87.3	**5.69**	2.5	SR10	14/10/2014 17:15	28.47	88.8	**5.77**	3.0	SR10	14/10/2014 23:15	28.32	72.5	**4.73**	2.5
SR10	14/10/2014 5:20	28.30	82.0	**5.34**	3.4	SR10	14/10/2014 11:20	28.37	87.2	**5.68**	2.8	SR10	14/10/2014 17:20	28.46	89.2	**5.80**	2.7	SR10	14/10/2014 23:20	28.33	75.5	**4.92**	2.9
SR10	14/10/2014 5:25	28.30	83.1	**5.42**	3.3	SR10	14/10/2014 11:25	28.38	87.4	**5.70**	2.6	SR10	14/10/2014 17:25	28.46	89.0	**5.79**	3.0	SR10	14/10/2014 23:25	28.30	79.1	**5.16**	2.1
SR10	14/10/2014 5:30	28.30	82.2	**5.35**	3.9	SR10	14/10/2014 11:30	28.39	87.6	**5.71**	2.3	SR10	14/10/2014 17:30	28.46	89.1	**5.79**	2.8	SR10	14/10/2014 23:30	28.30	80.7	**5.26**	2.5
SR10	14/10/2014 5:35	28.30	82.8	**5.40**	4.0	SR10	14/10/2014 11:35	28.44	88.9	**5.79**	2.2	SR10	14/10/2014 17:35	28.46	89.0	**5.78**	3.1	SR10	14/10/2014 23:35	28.32	81.2	**5.30**	2.4
SR10	14/10/2014 5:40	28.30	81.1	**5.28**	4.4	SR10	14/10/2014 11:40	28.41	88.1	**5.74**	2.2	SR10	14/10/2014 17:40	28.45	88.5	**5.75**	3.8	SR10	14/10/2014 23:40	28.31	81.2	**5.30**	2.2
SR10	14/10/2014 5:45	28.30	81.4	**5.31**	4.0	SR10	14/10/2014 11:45	28.41	88.2	**5.74**	2.1	SR10	14/10/2014 17:45	28.45	88.2	**5.73**	3.4	SR10	14/10/2014 23:45	28.31	84.0	**5.48**	3.2
SR10	14/10/2014 5:50	28.28	80.2	**5.23**	3.7	SR10	14/10/2014 11:50	28.42	88.1	**5.73**	2.0	SR10	14/10/2014 17:50	28.45	88.2	**5.73**	3.5	SR10	14/10/2014 23:50	28.32	83.8	**5.47**	**16.6**
SR10	14/10/2014 5:55	28.29	80.7	**5.26**	3.9	SR10	14/10/2014 11:55	28.46	87.9	**5.72**	2.2	SR10	14/10/2014 17:55	28.45	87.3	**5.68**	4.2	SR10	14/10/2014 23:55	28.32	84.0	**5.47**	2.7

Station	Timestamp	Temp (°C)	DO (%)	DO (mg/L)	Tur (NTU)	Station	Timestamp	Temp (°C)	DO (%)	DO (mg/L)	Tur (NTU)	Station	Timestamp	Temp (°C)	DO (%)	DO (mg/L)	Tur (NTU)	Station	Timestamp	Temp (°C)	DO (%)	DO (mg/L)	Tur (NTU)
SR11	14/10/2014 0:00	28.45	74.1	**4.88**	1.4	SR11	14/10/2014 6:00	28.28	67.5	**4.46**	1.6	SR11	14/10/2014 12:00	28.56	90.3	**5.95**	1.7	SR11	14/10/2014 18:00	28.57	80.7	**5.33**	2.4
SR11	14/10/2014 0:05	28.45	74.2	**4.89**	1.6	SR11	14/10/2014 6:05	28.28	67.5	**4.46**	1.6	SR11	14/10/2014 12:05	28.56	90.5	**5.96**	1.9	SR11	14/10/2014 18:05	28.58	81.6	**5.38**	2.2
SR11	14/10/2014 0:10	28.45	74.9	**4.94**	1.6	SR11	14/10/2014 6:10	28.29	68.8	**4.54**	1.8	SR11	14/10/2014 12:10	28.58	90.7	5.98	1.8	SR11	14/10/2014 18:10	28.58	80.3	**5.30**	2.2
SR11	14/10/2014 0:15	28.46	75.9	**5.00**	0.9	SR11	14/10/2014 6:15	28.30	68.2	**4.51**	1.7	SR11	14/10/2014 12:15	28.59	90.7	5.97	1.7	SR11	14/10/2014 18:15	28.57	81.1	**5.36**	2.6
SR11	14/10/2014 0:20	28.46	73.8	**4.87**	1.4	SR11	14/10/2014 6:20	28.32	67.6	**4.47**	2.1	SR11	14/10/2014 12:20	28.60	90.3	**5.94**	1.7	SR11	14/10/2014 18:20	28.57	78.9	**5.21**	2.3
SR11	14/10/2014 0:25	28.45	71.9	**4.74**	1.2	SR11	14/10/2014 6:25	28.29	68.5	**4.52**	1.8	SR11	14/10/2014 12:25	28.62	91.8	6.04	1.8	SR11	14/10/2014 18:25	28.56	77.6	**5.12**	2.0
SR11	14/10/2014 0:30	28.45	72.1	**4.75**	1.4	SR11	14/10/2014 6:30	28.28	68.1	**4.50**	1.8	SR11	14/10/2014 12:30	28.62	92.2	6.07	1.7	SR11	14/10/2014 18:30	28.56	78.8	**5.20**	2.4
SR11	14/10/2014 0:35	28.44	72.2	**4.76**	1.3	SR11	14/10/2014 6:35	28.27	68.9	**4.56**	1.7	SR11	14/10/2014 12:35	28.62	92.0	6.06	1.6	SR11	14/10/2014 18:35	28.56	78.3	**5.16**	1.9
SR11	14/10/2014 0:40	28.44	70.7	**4.66**	1.4	SR11	14/10/2014 6:40	28.30	68.7	**4.54**	2.4	SR11	14/10/2014 12:40	28.59	91.4	6.03	1.9	SR11	14/10/2014 18:40	28.55	78.4	**5.17**	1.8
SR11	14/10/2014 0:45	28.43	70.8	**4.67**	1.1	SR11	14/10/2014 6:45	28.29	68.8	**4.55**	2.3	SR11	14/10/2014 12:45	28.65	91.7	6.04	1.8	SR11	14/10/2014 18:45	28.56	79.4	**5.23**	1.9
SR11	14/10/2014 0:50	28.44	70.3	**4.63**	1.6	SR11	14/10/2014 6:50	28.31	68.9	**4.55**	3.1	SR11	14/10/2014 12:50	28.66	92.2	6.07	1.6	SR11	14/10/2014 18:50	28.56	79.9	**5.27**	1.6
SR11	14/10/2014 0:55	28.43	70.0	**4.61**	1.3	SR11	14/10/2014 6:55	28.33	70.8	**4.67**	2.7	SR11	14/10/2014 12:55	28.64	92.1	6.06	2.1	SR11	14/10/2014 18:55	28.56	80.0	**5.28**	2.1
SR11	14/10/2014 1:00	28.43	69.4	**4.57**	1.3	SR11	14/10/2014 7:00	28.29	70.3	**4.64**	2.2	SR11	14/10/2014 13:00	28.69	92.2	6.06	1.6	SR11	14/10/2014 19:00	28.57	82.0	**5.41**	1.7
SR11	14/10/2014 1:05	28.43	69.4	**4.57**	1.4	SR11	14/10/2014 7:05	28.29	70.0	**4.63**	2.4	SR11	14/10/2014 13:05	28.70	92.6	6.09	2.7	SR11	14/10/2014 19:05	28.56	80.2	**5.29**	1.4
SR11	14/10/2014 1:10	28.43	70.9	**4.68**	1.1	SR11	14/10/2014 7:10	28.26	69.6	**4.60**	2.0	SR11	14/10/2014 13:10	28.71	92.7	6.09	1.7	SR11	14/10/2014 19:10	28.57	80.4	**5.30**	1.3
SR11	14/10/2014 1:15	28.41	69.4	**4.58**	1.3	SR11	14/10/2014 7:15	28.28	69.6	**4.60**	2.3	SR11	14/10/2014 13:15	28.73	92.6	6.09	2.9	SR11	14/10/2014 19:15	28.56	80.9	**5.33**	1.7
SR11	14/10/2014 1:20	28.42	68.3	**4.51**	1.5	SR11	14/10/2014 7:20	28.26	69.5	**4.59**	2.1	SR11	14/10/2014 13:20	28.73	92.6	6.09	1.7	SR11	14/10/2014 19:20	28.56	80.5	**5.31**	1.3
SR11	14/10/2014 1:25	28.42	68.4	**4.51**	1.5	SR11	14/10/2014 7:25	28.24	69.8	**4.62**	2.3	SR11	14/10/2014 13:25	28.75	92.4	6.07	3.0	SR11	14/10/2014 19:25	28.56	80.9	**5.34**	1.3
SR11	14/10/2014 1:30	28.41	67.9	**4.48**	1.6	SR11	14/10/2014 7:30	28.28	69.5	**4.59**	2.3	SR11	14/10/2014 13:30	28.75	93.1	6.12	1.8	SR11	14/10/2014 19:30	28.56	80.7	**5.32**	1.6
SR11	14/10/2014 1:35	28.41	66.8	**4.41**	1.4	SR11	14/10/2014 7:35	28.26	70.9	**4.69**	2.4	SR11	14/10/2014 13:35	28.76	92.8	6.10	1.9	SR11	14/10/2014 19:35	28.55	81.6	**5.37**	1.0
SR11	14/10/2014 1:40	28.39	66.8	**4.41**	1.2	SR11	14/10/2014 7:40	28.25	71.3	**4.71**	2.5	SR11	14/10/2014 13:40	28.77	92.6	6.09	2.7	SR11	14/10/2014 19:40	28.56	81.3	**5.35**	1.4
SR11	14/10/2014 1:45	28.40	67.5	**4.45**	1.4	SR11	14/10/2014 7:45	28.25	72.2	**4.77**	3.0	SR11	14/10/2014 13:45	28.77	93.2	6.12	1.5	SR11	14/10/2014 19:45	28.55	79.8	**5.26**	1.1
SR11	14/10/2014 1:50	28.38	66.6	**4.40**	1.3	SR11	14/10/2014 7:50	28.28	68.8	**4.55**	2.8	SR11	14/10/2014 13:50	28.77	93.6	6.15	1.7	SR11	14/10/2014 19:50	28.54	80.9	**5.34**	0.9
SR11	14/10/2014 1:55	28.40	68.2	**4.50**	1.3	SR11	14/10/2014 7:55	28.25	70.1	**4.63**	3.0	SR11	14/10/2014 13:55	28.77	93.6	6.15	1.6	SR11	14/10/2014 19:55	28.55	80.5	**5.31**	1.1
SR11	14/10/2014 2:00	28.39	69.5	**4.59**	0.9	SR11	14/10/2014 8:00	28.29	70.6	**4.67**	2.2	SR11	14/10/2014 14:00	28.77	93.4	6.14	1.6	SR11	14/10/2014 20:00	28.54	79.8	**5.26**	0.9
SR11	14/10/2014 2:05	28.39	69.8	**4.60**	1.0	SR11	14/10/2014 8:05	28.26	69.3	**4.59**	2.6	SR11	14/10/2014 14:05	28.78	93.9	6.17	1.5	SR11	14/10/2014 20:05	28.54	80.5	**5.31**	1.0
SR11	14/10/2014 2:10	28.37	67.7	**4.47**	1.5	SR11	14/10/2014 8:10	28.26	68.3	**4.52**	2.8	SR11	14/10/2014 14:10	28.78	94.0	6.17	1.6	SR11	14/10/2014 20:10	28.53	78.5	**5.18**	1.5
SR11	14/10/2014 2:15	28.36	68.7	**4.53**	1.0	SR11	14/10/2014 8:15	28.26	67.5	**4.46**	3.6	SR11	14/10/2014 14:15	28.78	94.3	6.19	1.8	SR11	14/10/2014 20:15	28.53	79.2	**5.23**	1.2
SR11	14/10/2014 2:20	28.38	69.2	**4.57**	1.8	SR11	14/10/2014 8:20	28.26	71.5	**4.73**	1.9	SR11	14/10/2014 14:20	28.78	95.1	6.24	2.1	SR11	14/10/2014 20:20	28.52	78.7	**5.19**	1.2
SR11	14/10/2014 2:25	28.27	71.8	**4.75**	1.0	SR11	14/10/2014 8:25	28.27	69.9	**4.62**	3.1	SR11	14/10/2014 14:25	28.79	95.5	6.27	1.6	SR11	14/10/2014 20:25	28.50	77.8	**5.13**	2.0
SR11	14/10/2014 2:30	28.36	68.6	**4.53**	1.1	SR11	14/10/2014 8:30	28.27	71.6	**4.73**	4.0	SR11	14/10/2014 14:30	28.79	96.0	6.31	1.7	SR11	14/10/2014 20:30	28.50	78.2	**5.16**	1.8
SR11	14/10/2014 2:35	28.34	68.3	**4.51**	1.3	SR11	14/10/2014 8:35	28.26	72.8	**4.81**	4.7	SR11	14/10/2014 14:35	28.79	95.6	6.28	1.5	SR11	14/10/2014 20:35	28.52	78.7	**5.20**	1.3
SR11	14/10/2014 2:40	28.35	68.3	**4.51**	1.3	SR11	14/10/2014 8:40	28.26	71.1	**4.70**	3.5	SR11	14/10/2014 14:40	28.62	85.4	**5.62**	2.8	SR11	14/10/2014 20:40	28.51	77.6	**5.13**	1.6
SR11	14/10/2014 2:45	28.35	68.7	**4.54**	1.3	SR11	14/10/2014 8:45	28.25	73.9	**4.89**	4.4	SR11	14/10/2014 14:45	28.57	81.7	**5.38**	3.4	SR11	14/10/2014 20:45	28.50	78.8	**5.21**	1.7
SR11	14/10/2014 2:50	28.36	68.9	**4.55**	1.1	SR11	14/10/2014 8:50	28.26	69.1	**4.57**	4.0	SR11	14/10/2014 14:50	28.78	96.3	6.32	1.7	SR11	14/10/2014 20:50	28.49	78.0	**5.14**	1.9
SR11	14/10/2014 2:55	28.34	69.4	**4.58**	0.9	SR11	14/10/2014 8:55	28.25	74.8	**4.95**	2.7	SR11	14/10/2014 14:55	28.77	96.2	6.32	1.4	SR11	14/10/2014 20:55	28.49	78.7	**5.19**	2.1
SR11	14/10/2014 3:00	28.33	69.6	**4.60**	0.6	SR11	14/10/2014 9:00	28.27	72.7	**4.81**	4.0	SR11	14/10/2014 15:00	28.74	95.3	6.26	1.1	SR11	14/10/2014 21:00	28.48	78.3	**5.16**	2.3
SR11	14/10/2014 3:05	28.33	69.2	**4.57**	0.8	SR11	14/10/2014 9:05	28.26	73.9	**4.89**	3.4	SR11	14/10/2014 15:05	28.75	96.5	6.34	1.5	SR11	14/10/2014 21:05	28.48	78.6	**5.18**	2.1
SR11	14/10/2014 3:10	28.32	69.8	**4.61**	0.5	SR11	14/10/2014 9:10	28.26	74.4	**4.92**	3.4	SR11	14/10/2014 15:10	28.74	96.2	6.32	1.9	SR11	14/10/2014 21:10	28.48	78.3	**5.17**	1.6
SR11	14/10/2014 3:15	28.34	68.7	**4.54**	1.2	SR11	14/10/2014 9:15	28.26	75.3	**4.98**	2.8	SR11	14/10/2014 15:15	28.73	97.1	6.38	1.6	SR11	14/10/2014 21:15	28.48	79.3	**5.23**	1.7
SR11	14/10/2014 3:20	28.34	68.3	**4.51**	1.1	SR11	14/10/2014 9:20	28.26	73.3	**4.85**	3.9	SR11	14/10/2014 15:20	28.75	97.6	6.41	2.1	SR11	14/10/2014 21:20	28.49	76.6	**5.05**	1.2
SR11	14/10/2014 3:25	28.32	69.4	**4.59**	1.0	SR11	14/10/2014 9:25	28.26	74.4	**4.92**	3.2	SR11	14/10/2014 15:25	28.74	97.5	6.41	1.5	SR11	14/10/2014 21:25	28.48	77.8	**5.13**	1.8
SR11	14/10/2014 3:30	28.33	67.7	**4.47**	1.4	SR11	14/10/2014 9:30	28.27	77.7	**5.14**	2.6	SR11	14/10/2014 15:30	28.73	97.6	6.42	1.7	SR11	14/10/2014 21:30	28.48	77.6	**5.12**	1.5
SR11	14/10/2014 3:35	28.29	69.9	**4.62**	0.8	SR11	14/10/2014 9:35	28.27	77.9	**5.15**	2.5	SR11	14/10/2014 15:35	28.72	96.8	6.37	1.6	SR11	14/10/2014 21:35	28.48	78.2	**5.16**	1.5
SR11	14/10/2014 3:40	28.30	67.3	**4.45**	1.1	SR11	14/10/2014 9:40	28.26	78.6	**5.19**	2.5	SR11	14/10/2014 15:40	28.71	97.3	6.41	1.6	SR11	14/10/2014 21:40	28.48	77.9	**5.14**	1.2
SR11	14/10/2014 3:45	28.27	68.9	**4.56**	0.7	SR11	14/10/2014 9:45	28.27	78.1	**5.17**	2.6	SR11	14/10/2014 15:45	28.71	97.2	6.40	1.6	SR11	14/10/2014 21:45	28.47	78.2	**5.16**	1.9
SR11	14/10/2014 3:50	28.29	65.8	**4.35**	1.2	SR11	14/10/2014 9:50	28.28	78.4	**5.18**	2.7	SR11	14/10/2014 15:50	28.70	97.3	6.40	1.7	SR11	14/10/2014 21:50	28.47	76.4	**5.04**	1.1
SR11	14/10/2014 3:55	28.29	66.6	**4.40**	1.0	SR11	14/10/2014 9:55	28.25	76.8	**5.08**	2.8	SR11	14/10/2014 15:55	28.70	96.6	6.35	2.0	SR11	14/10/2014 21:55	28.46	77.3	**5.10**	1.2
SR11	14/10/2014 4:00	28.26	66.3	**4.38**	1.0	SR11	14/10/2014 10:00	28.29	79.2	**5.24**	2.8	SR11	14/10/2014 16:00	28.70	95.9	6.31	1.5	SR11	14/10/2014 22:00	28.46	78.0	**5.14**	1.9
SR11	14/10/2014 4:05	28.28	65.2	**4.31**	1.4	SR11	14/10/2014 10:05	28.29	78.9	**5.22**	3.0	SR11	14/10/2014 16:05	28.69	94.6	6.23	1.2	SR11	14/10/2014 22:05	28.46	77.8	**5.14**	2.0
SR11	14/10/2014 4:10	28.24	66.4	**4.39**	0.9	SR11	14/10/2014 10:10	28.28	75.0	**4.96**	2.7	SR11	14/10/2014 16:10	28.65	96.9	6.39	1.6	SR11	14/10/2014 22:10	28.45	76.6	**5.05**	0.8
SR11	14/10/2014 4:15	28.28	65.8	**4.34**	1.6	SR11	14/10/2014 10:15	28.29	79.1	**5.23**	2.6	SR11	14/10/2014 16:15	28.65	97.0	6.39	1.5	SR11	14/10/2014 22:15	28.45	76.2	**5.03**	1.1
SR11	14/10/2014 4:20	28.24	66.3	**4.39**	1.0	SR11	14/10/2014 10:20	28.27	78.3	**5.18**	2.5	SR11	14/10/2014 16:20	28.66	96.2	6.34	1.7	SR11	14/10/2014 22:20	28.45	77.1	**5.09**	0.9
SR11	14/10/2014 4:25	28.28	65.4	**4.32**	1.2	SR11	14/10/2014 10:25	28.30	81.3	**5.38**	2.5	SR11	14/10/2014 16:25	28.64	95.3	6.28	1.2	SR11	14/10/2014 22:25	28.44	76.5	**5.05**	1.5
SR11	14/10/2014 4:30	28.21	67.0	**4.44**	0.9	SR11	14/10/2014 10:30	28.31	82.0	**5.43**	3.0	SR11	14/10/2014 16:30	28.66	94.8	6.25	2.3	SR11	14/10/2014 22:30	28.45	75.4	**4.98**	0.9
SR11	14/10/2014 4:35	28.29	65.4	**4.32**	1.4	SR11	14/10/2014 10:35	28.32	82.0	**5.42**	2.9	SR11	14/10/2014 16:35	28.65	94.2	6.20	1.5	SR11	14/10/2014 22:35	28.44	74.7	**4.94**	1.1
SR11	14/10/2014 4:40	28.26	65.9	**4.36**	1.4	SR11	14/10/2014 10:40	28.32	82.3	**5.44**	2.5	SR11	14/10/2014 16:40	28.65	93.5	6.17	1.8	SR11	14/10/2014 22:40	28.44	74.1	**4.89**	1.4
SR11	14/10/2014 4:45	28.27	65.5	**4.33**	1.8	SR11	14/10/2014 10:45	28.32	82.5	**5.45**	2.6	SR11	14/10/2014 16:45	28.65	95.3	6.28	1.5	SR11	14/10/2014 22:45	28.44	73.4	**4.85**	1.7
SR11	14/10/2014 4:50	28.29	65.7	**4.34**	1.7	SR11	14/10/2014 10:50	28.33	82.5	**5.46**	2.9	SR11	14/10/2014 16:50	28.62	91.2	6.01	1.6	SR11	14/10/2014 22:50	28.43	74.5	**4.92**	1.0
SR11	14/10/2014 4:55	28.23	65.9	**4.36**	1.2	SR11	14/10/2014 10:55	28.34	82.4	**5.45**	2.5	SR11	14/10/2014 16:55	28.64	90.0	**5.93**	2.0	SR11	14/10/2014 22:55	28.44	72.8	**4.81**	1.2
SR11	14/10/2014 5:00	28.28	65.4	**4.32**	1.5	SR11	14/10/2014 11:00	28.34	83.0	**5.49**	2.5	SR11	14/10/2014 17:00	28.64	90.0	**5.93**	1.6	SR11	14/10/2014 23:00	28.44	75.1	**4.96**	0.7
SR11	14/10/2014 5:05	28.24	66.2	**4.38**	1.1	SR11	14/10/2014 11:05	28.38	83.1	**5.49**	3.4	SR11	14/10/2014 17:05	28.62	88.0	**5.80**	2.0	SR11	14/10/2014 23:05	28.42	75.4	**4.98**	0.7
SR11	14/10/2014 5:10	28.29	66.5	**4.39**	1.6	SR11	14/10/2014 11:10	28.37	83.1	**5.49**	3.0	SR11	14/10/2014 17:10	28.61	84.5	**5.57**	3.1	SR11	14/10/2014 23:10	28.43	76.0	**5.02**	0.7
SR11	14/10/2014 5:15	28.29	67.8	**4.48**	1.7	SR11	14/10/2014 11:15	28.40	83.3	**5.50**	2.8	SR11	14/10/2014 17:15	28.60	77.8	**5.13**	3.0	SR11	14/10/2014 23:15	28.43	74.0	**4.88**	0.8
SR11	14/10/2014 5:20	28.30	66.7	**4.41**	1.7	SR11	14/10/2014 11:20	28.42	83.6	**5.52**	3.3	SR11	14/10/2014 17:20	28.58	77.5	**5.12**	3.5	SR11	14/10/2014 23:20	28.43	74.7	**4.93**	0.7
SR11	14/10/2014 5:25	28.29	66.5	**4.39**	1.8	SR11	14/10/2014 11:25	28.41	83.6	**5.52**	2.6	SR11	14/10/2014 17:25	28.59	78.7	**5.20**	2.8	SR11	14/10/2014 23:25	28.43	74.2	**4.90**	0.8
SR11	14/10/2014 5:30	28.30	64.1	**4.24**	2.2	SR11	14/10/2014 11:30	28.43	83.7	**5.53**	2.7	SR11	14/10/2014 17:30	28.59	79.9	**5.27**	3.1	SR11	14/10/2014 23:30	28.42	72.8	**4.81**	0.8
SR11	14/10/2014 5:35	28.29	67.1	**4.43**	1.6	SR11	14/10/2014 11:35	28.38	80.8	**5.34**	3.6	SR11	14/10/2014 17:35	28.60	82.4	**5.43**	2.9	SR11	14/10/2014 23:35	28.42	73.2	**4.83**	0.7
SR11	14/10/2014 5:40	28.30	66.0	**4.36**	1.9	SR11	14/10/2014 11:40	28.45	84.0	**5.54**	2.5	SR11	14/10/2014 17:40	28.59	82.0	**5.41**	2.8	SR11	14/10/2014 23:40	28.42	71.6	**4.73**	1.0
SR11	14/10/2014 5:45	28.27	66.8	**4.42**	1.7	SR11	14/10/2014 11:45	28.43	83.9	**5.54**	2.9	SR11	14/10/2014 17:45	28.58	81.0	**5.35**	2.7	SR11	14/10/2014 23:45	28.42	71.6	**4.73**	1.2
SR11	14/10/2014 5:50	28.27	67.1	**4.44**	1.5	SR11	14/10/2014 11:50	28.54	88.3	**5.82**	1.8	SR11	14/10/2014 17:50	28.59	82.0	**5.41**	2.3	SR11	14/10/2014 23:50	28.42	71.7	**4.74**	0.9
SR11	14/10/2014 5:55	28.29	66.3	**4.38**	1.9	SR11	14/10/2014 11:55	28.54	89.7	**5.91**	1.9	SR11	14/10/2014 17:55	28.58	81.3	**5.36**	2.2	SR11	14/10/2014 23:55	28.41	74.3	**4.91**	0.8

Station	Timestamp	Temp (°C)	DO (%)	DO (mg/L)	Tur (NTU)	Station	Timestamp	Temp (°C)	DO (%)	DO (mg/L)	Tur (NTU)	Station	Timestamp	Temp (°C)	DO (%)	DO (mg/L)	Tur (NTU)	Station	Timestamp	Temp (°C)	DO (%)	DO (mg/L)	Tur (NTU)
SR12	14/10/2014 0:01	28.46	63.9	4.15	5.1	SR12	14/10/2014 6:01	28.28	70.7	4.61	6.9	SR12	14/10/2014 12:01	28.37	68.6	4.47	6.8	SR12	14/10/2014 18:01	28.43	68.9	4.47	6.6
SR12	14/10/2014 0:06	28.45	65.8	4.28	5.0	SR12	14/10/2014 6:06	28.28	71.2	4.64	6.3	SR12	14/10/2014 12:06	28.37	68.8	4.48	6.6	SR12	14/10/2014 18:06	28.42	69.2	4.50	6.4
SR12	14/10/2014 0:11	28.44	66.3	4.31	5.2	SR12	14/10/2014 6:11	28.27	71.2	4.64	6.2	SR12	14/10/2014 12:11	28.37	68.6	4.47	6.1	SR12	14/10/2014 18:11	28.41	69.5	4.52	5.8
SR12	14/10/2014 0:16	28.44	66.0	4.29	4.6	SR12	14/10/2014 6:16	28.27	70.7	4.61	5.9	SR12	14/10/2014 12:16	28.38	67.8	4.41	7.2	SR12	14/10/2014 18:16	28.41	70.2	4.56	6.5
SR12	14/10/2014 0:21	28.44	65.7	4.27	5.9	SR12	14/10/2014 6:21	28.27	70.4	4.59	5.6	SR12	14/10/2014 12:21	28.38	67.2	4.37	7.3	SR12	14/10/2014 18:21	28.41	70.1	4.56	5.6
SR12	14/10/2014 0:26	28.43	65.8	4.27	5.3	SR12	14/10/2014 6:26	28.27	71.0	4.63	6.0	SR12	14/10/2014 12:26	28.38	67.5	4.39	8.2	SR12	14/10/2014 18:26	28.41	70.6	4.59	5.8
SR12	14/10/2014 0:31	28.42	65.6	4.26	4.7	SR12	14/10/2014 6:31	28.27	70.6	4.60	6.3	SR12	14/10/2014 12:31	28.41	67.8	4.41	6.3	SR12	14/10/2014 18:31	28.42	70.9	4.61	5.6
SR12	14/10/2014 0:36	28.43	65.8	4.28	5.2	SR12	14/10/2014 6:36	28.27	71.2	4.64	6.6	SR12	14/10/2014 12:36	28.39	68.4	4.45	5.9	SR12	14/10/2014 18:36	28.41	69.9	4.54	5.1
SR12	14/10/2014 0:41	28.43	65.1	4.23	4.7	SR12	14/10/2014 6:41	28.26	71.3	4.65	6.9	SR12	14/10/2014 12:41	28.41	67.8	4.41	7.0	SR12	14/10/2014 18:41	28.41	69.5	4.52	5.0
SR12	14/10/2014 0:46	28.45	65.5	4.26	4.9	SR12	14/10/2014 6:46	28.26	71.1	4.63	6.0	SR12	14/10/2014 12:46	28.39	68.3	4.44	7.3	SR12	14/10/2014 18:46	28.42	69.8	4.54	6.0
SR12	14/10/2014 0:51	28.44	66.9	4.34	5.2	SR12	14/10/2014 6:51	28.26	70.9	4.62	6.4	SR12	14/10/2014 12:51	28.40	68.0	4.42	5.7	SR12	14/10/2014 18:51	28.41	69.0	4.48	5.4
SR12	14/10/2014 0:56	28.45	66.1	4.29	7.0	SR12	14/10/2014 6:56	28.26	71.3	4.65	7.2	SR12	14/10/2014 12:56	28.39	68.6	4.46	5.8	SR12	14/10/2014 18:56	28.41	68.9	4.48	6.3
SR12	14/10/2014 1:01	28.42	67.8	4.41	4.9	SR12	14/10/2014 7:01	28.27	71.4	4.65	9.8	SR12	14/10/2014 13:01	28.41	68.8	4.47	6.2	SR12	14/10/2014 19:01	28.42	68.0	4.42	5.8
SR12	14/10/2014 1:06	28.42	67.7	4.40	4.6	SR12	14/10/2014 7:06	28.27	71.3	4.64	7.6	SR12	14/10/2014 13:06	28.40	68.5	4.45	5.2	SR12	14/10/2014 19:06	28.42	69.3	4.50	6.0
SR12	14/10/2014 1:11	28.43	66.3	4.31	5.2	SR12	14/10/2014 7:11	28.26	70.8	4.61	7.4	SR12	14/10/2014 13:11	28.40	68.4	4.45	5.0	SR12	14/10/2014 19:11	28.42	69.1	4.49	6.3
SR12	14/10/2014 1:16	28.44	66.4	4.31	5.0	SR12	14/10/2014 7:16	28.26	71.2	4.64	8.9	SR12	14/10/2014 13:16	28.41	67.7	4.40	4.8	SR12	14/10/2014 19:16	28.42	70.1	4.55	5.5
SR12	14/10/2014 1:21	28.44	65.8	4.28	4.9	SR12	14/10/2014 7:21	28.26	71.5	4.66	8.4	SR12	14/10/2014 13:21	28.40	68.2	4.43	4.8	SR12	14/10/2014 19:21	28.42	70.4	4.57	5.1
SR12	14/10/2014 1:26	28.43	67.3	4.37	4.8	SR12	14/10/2014 7:26	28.26	71.3	4.65	9.5	SR12	14/10/2014 13:26	28.41	67.8	4.41	4.6	SR12	14/10/2014 19:26	28.42	69.5	4.52	4.9
SR12	14/10/2014 1:31	28.42	67.7	4.40	4.9	SR12	14/10/2014 7:31	28.26	71.2	4.64	**11.0**	SR12	14/10/2014 13:31	28.40	67.9	4.41	4.1	SR12	14/10/2014 19:31	28.41	68.9	4.48	5.3
SR12	14/10/2014 1:36	28.44	66.3	4.31	4.7	SR12	14/10/2014 7:36	28.26	70.8	4.61	9.8	SR12	14/10/2014 13:36	28.42	68.2	4.43	4.8	SR12	14/10/2014 19:36	28.40	67.8	4.40	6.4
SR12	14/10/2014 1:41	28.44	65.4	4.25	4.3	SR12	14/10/2014 7:41	28.25	72.2	4.70	8.3	SR12	14/10/2014 13:41	28.42	67.8	4.41	4.3	SR12	14/10/2014 19:41	28.39	68.9	4.48	5.1
SR12	14/10/2014 1:46	28.36	66.0	4.30	3.9	SR12	14/10/2014 7:46	28.26	71.1	4.63	9.0	SR12	14/10/2014 13:46	28.42	68.1	4.43	4.6	SR12	14/10/2014 19:46	28.38	69.0	4.49	4.6
SR12	14/10/2014 1:51	28.33	66.3	4.32	3.4	SR12	14/10/2014 7:51	28.25	72.1	4.70	8.3	SR12	14/10/2014 13:51	28.42	67.9	4.41	4.8	SR12	14/10/2014 19:51	28.38	69.0	4.48	4.2
SR12	14/10/2014 1:56	28.37	65.1	4.23	3.6	SR12	14/10/2014 7:56	28.25	72.2	4.70	8.1	SR12	14/10/2014 13:56	28.43	66.5	4.32	5.3	SR12	14/10/2014 19:56	28.39	69.1	4.49	5.0
SR12	14/10/2014 2:01	28.39	64.3	4.19	3.7	SR12	14/10/2014 8:01	28.25	72.1	4.70	8.2	SR12	14/10/2014 14:01	28.43	67.8	4.40	4.7	SR12	14/10/2014 20:01	28.39	68.6	4.46	5.9
SR12	14/10/2014 2:06	28.33	65.3	4.25	3.1	SR12	14/10/2014 8:06	28.26	72.2	4.70	8.4	SR12	14/10/2014 14:06	28.43	67.5	4.39	6.0	SR12	14/10/2014 20:06	28.39	67.7	4.40	5.2
SR12	14/10/2014 2:11	28.32	65.6	4.27	3.3	SR12	14/10/2014 8:11	28.26	72.6	4.73	7.1	SR12	14/10/2014 14:11	28.44	67.9	4.41	4.4	SR12	14/10/2014 20:11	28.39	68.4	4.45	5.4
SR12	14/10/2014 2:16	28.33	65.3	4.26	3.2	SR12	14/10/2014 8:16	28.25	72.9	4.75	6.7	SR12	14/10/2014 14:16	28.44	67.6	4.39	4.1	SR12	14/10/2014 20:16	28.39	68.5	4.45	5.7
SR12	14/10/2014 2:21	28.34	64.5	4.20	3.2	SR12	14/10/2014 8:21	28.23	73.9	4.82	5.2	SR12	14/10/2014 14:21	28.44	67.3	4.37	4.5	SR12	14/10/2014 20:21	28.38	69.0	4.49	5.0
SR12	14/10/2014 2:26	28.34	64.7	4.21	3.3	SR12	14/10/2014 8:26	28.22	74.0	4.83	4.9	SR12	14/10/2014 14:26	28.44	66.9	4.35	5.2	SR12	14/10/2014 20:26	28.38	68.4	4.44	4.6
SR12	14/10/2014 2:31	28.34	63.8	4.16	3.0	SR12	14/10/2014 8:31	28.23	73.4	4.78	4.7	SR12	14/10/2014 14:31	28.44	67.5	4.39	4.0	SR12	14/10/2014 20:31	28.39	68.5	4.46	4.4
SR12	14/10/2014 2:36	28.32	66.3	4.32	3.6	SR12	14/10/2014 8:36	28.22	74.0	4.82	5.3	SR12	14/10/2014 14:36	28.42	68.4	4.44	3.7	SR12	14/10/2014 20:36	28.38	69.1	4.49	4.7
SR12	14/10/2014 2:41	28.32	66.8	4.36	3.4	SR12	14/10/2014 8:41	28.24	73.1	4.76	5.5	SR12	14/10/2014 14:41	28.41	68.4	4.45	3.8	SR12	14/10/2014 20:41	28.38	69.3	4.50	5.0
SR12	14/10/2014 2:46	28.31	67.1	4.37	4.6	SR12	14/10/2014 8:46	28.23	72.9	4.75	5.7	SR12	14/10/2014 14:46	28.43	67.1	4.36	4.1	SR12	14/10/2014 20:46	28.38	68.7	4.47	6.2
SR12	14/10/2014 2:51	28.32	65.9	4.30	3.7	SR12	14/10/2014 8:51	28.25	73.1	4.76	5.6	SR12	14/10/2014 14:51	28.42	65.6	4.26	4.3	SR12	14/10/2014 20:51	28.38	68.1	4.42	5.1
SR12	14/10/2014 2:56	28.32	66.7	4.35	4.0	SR12	14/10/2014 8:56	28.25	72.4	4.72	6.1	SR12	14/10/2014 14:56	28.42	65.7	4.27	4.1	SR12	14/10/2014 20:56	28.38	68.0	4.42	4.9
SR12	14/10/2014 3:01	28.33	67.0	4.36	3.9	SR12	14/10/2014 9:01	28.23	73.0	4.76	6.0	SR12	14/10/2014 15:01	28.42	64.8	4.21	5.2	SR12	14/10/2014 21:01	28.38	68.1	4.42	7.6
SR12	14/10/2014 3:06	28.33	66.2	4.31	3.6	SR12	14/10/2014 9:06	28.26	72.4	4.72	5.6	SR12	14/10/2014 15:06	28.42	64.4	4.18	6.3	SR12	14/10/2014 21:06	28.37	68.0	4.42	4.5
SR12	14/10/2014 3:11	28.34	66.0	4.30	3.8	SR12	14/10/2014 9:11	28.25	72.7	4.74	5.5	SR12	14/10/2014 15:11	28.39	64.8	4.21	4.4	SR12	14/10/2014 21:11	28.37	67.4	4.38	5.2
SR12	14/10/2014 3:16	28.35	65.9	4.30	3.7	SR12	14/10/2014 9:16	28.25	72.7	4.74	9.1	SR12	14/10/2014 15:16	28.41	65.4	4.25	5.3	SR12	14/10/2014 21:16	28.37	67.1	4.36	6.1
SR12	14/10/2014 3:21	28.35	65.8	4.29	3.8	SR12	14/10/2014 9:21	28.25	72.6	4.73	5.7	SR12	14/10/2014 15:21	28.41	64.6	4.20	5.8	SR12	14/10/2014 21:21	28.37	67.4	4.38	5.0
SR12	14/10/2014 3:26	28.35	65.9	4.29	4.6	SR12	14/10/2014 9:26	28.27	72.3	4.71	6.8	SR12	14/10/2014 15:26	28.40	64.6	4.20	5.4	SR12	14/10/2014 21:26	28.36	67.7	4.40	4.8
SR12	14/10/2014 3:31	28.35	65.8	4.29	3.8	SR12	14/10/2014 9:31	28.28	72.0	4.69	7.2	SR12	14/10/2014 15:31	28.40	65.0	4.22	7.0	SR12	14/10/2014 21:31	28.36	67.8	4.40	5.5
SR12	14/10/2014 3:36	28.35	65.8	4.28	4.2	SR12	14/10/2014 9:36	28.28	72.1	4.70	5.9	SR12	14/10/2014 15:36	28.40	65.2	4.23	6.6	SR12	14/10/2014 21:36	28.36	68.4	4.44	6.3
SR12	14/10/2014 3:41	28.36	66.7	4.35	4.4	SR12	14/10/2014 9:41	28.30	71.4	4.65	6.1	SR12	14/10/2014 15:41	28.40	65.6	4.26	7.0	SR12	14/10/2014 21:41	28.35	68.3	4.44	5.9
SR12	14/10/2014 3:46	28.33	67.7	4.41	4.5	SR12	14/10/2014 9:46	28.31	71.2	4.64	6.0	SR12	14/10/2014 15:46	28.40	65.3	4.24	6.9	SR12	14/10/2014 21:46	28.35	68.7	4.47	6.2
SR12	14/10/2014 3:51	28.34	67.3	4.39	5.3	SR12	14/10/2014 9:51	28.31	70.5	4.59	5.6	SR12	14/10/2014 15:51	28.41	67.1	4.36	6.5	SR12	14/10/2014 21:51	28.36	67.8	4.41	6.0
SR12	14/10/2014 3:56	28.33	66.9	4.36	4.8	SR12	14/10/2014 9:56	28.30	70.4	4.59	7.8	SR12	14/10/2014 15:56	28.42	69.0	4.48	5.8	SR12	14/10/2014 21:56	28.36	68.0	4.42	6.0
SR12	14/10/2014 4:01	28.33	67.5	4.40	4.5	SR12	14/10/2014 10:01	28.30	71.2	4.63	6.2	SR12	14/10/2014 16:01	28.42	69.4	4.51	5.3	SR12	14/10/2014 22:01	28.37	67.0	4.35	5.8
SR12	14/10/2014 4:06	28.34	67.0	4.37	4.3	SR12	14/10/2014 10:06	28.29	71.2	4.64	6.5	SR12	14/10/2014 16:06	28.42	69.1	4.49	5.4	SR12	14/10/2014 22:06	28.37	66.5	4.32	6.1
SR12	14/10/2014 4:11	28.34	66.7	4.34	5.1	SR12	14/10/2014 10:11	28.29	72.1	4.70	5.7	SR12	14/10/2014 16:11	28.42	68.5	4.45	5.4	SR12	14/10/2014 22:11	28.36	66.8	4.34	8.4
SR12	14/10/2014 4:16	28.35	66.8	4.35	4.2	SR12	14/10/2014 10:16	28.29	71.7	4.67	5.9	SR12	14/10/2014 16:16	28.41	69.3	4.50	6.3	SR12	14/10/2014 22:16	28.35	67.7	4.40	5.5
SR12	14/10/2014 4:21	28.35	66.5	4.33	4.9	SR12	14/10/2014 10:21	28.28	71.1	4.63	5.0	SR12	14/10/2014 16:21	28.42	67.3	4.37	6.6	SR12	14/10/2014 22:21	28.35	67.7	4.40	5.5
SR12	14/10/2014 4:26	28.34	66.4	4.33	5.0	SR12	14/10/2014 10:26	28.29	71.1	4.63	5.1	SR12	14/10/2014 16:26	28.42	67.3	4.37	5.6	SR12	14/10/2014 22:26	28.34	68.0	4.42	5.3
SR12	14/10/2014 4:31	28.34	67.5	4.40	4.1	SR12	14/10/2014 10:31	28.29	70.9	4.62	5.7	SR12	14/10/2014 16:31	28.41	69.8	4.54	4.4	SR12	14/10/2014 22:31	28.35	67.9	4.41	5.1
SR12	14/10/2014 4:36	28.34	66.5	4.33	4.4	SR12	14/10/2014 10:36	28.30	71.1	4.63	5.6	SR12	14/10/2014 16:36	28.43	69.7	4.53	4.6	SR12	14/10/2014 22:36	28.36	67.1	4.36	4.4
SR12	14/10/2014 4:41	28.34	67.5	4.40	4.4	SR12	14/10/2014 10:41	28.31	70.9	4.62	5.3	SR12	14/10/2014 16:41	28.44	69.0	4.48	5.0	SR12	14/10/2014 22:41	28.35	67.2	4.37	5.0
SR12	14/10/2014 4:46	28.34	68.2	4.44	5.3	SR12	14/10/2014 10:46	28.32	71.0	4.62	4.6	SR12	14/10/2014 16:46	28.45	68.4	4.45	5.8	SR12	14/10/2014 22:46	28.36	66.6	4.32	8.7
SR12	14/10/2014 4:51	28.33	68.3	4.45	4.7	SR12	14/10/2014 10:51	28.32	70.9	4.61	5.4	SR12	14/10/2014 16:51	28.45	69.0	4.48	6.6	SR12	14/10/2014 22:51	28.36	66.9	4.35	7.0
SR12	14/10/2014 4:56	28.33	67.2	4.38	4.5	SR12	14/10/2014 10:56	28.33	70.2	4.57	5.2	SR12	14/10/2014 16:56	28.46	68.6	4.46	6.2	SR12	14/10/2014 22:56	28.36	67.5	4.39	5.3
SR12	14/10/2014 5:01	28.32	69.3	4.52	5.8	SR12	14/10/2014 11:01	28.34	70.3	4.58	4.9	SR12	14/10/2014 17:01	28.46	68.9	4.48	6.5	SR12	14/10/2014 23:01	28.36	66.9	4.34	4.8
SR12	14/10/2014 5:06	28.31	69.5	4.53	6.2	SR12	14/10/2014 11:06	28.34	69.7	4.54	5.2	SR12	14/10/2014 17:06	28.46	68.7	4.46	6.9	SR12	14/10/2014 23:06	28.35	67.5	4.38	4.9
SR12	14/10/2014 5:11	28.31	70.1	4.57	6.2	SR12	14/10/2014 11:11	28.36	70.1	4.56	5.6	SR12	14/10/2014 17:11	28.46	68.5	4.45	6.5	SR12	14/10/2014 23:11	28.35	66.9	4.35	6.4
SR12	14/10/2014 5:16	28.32	69.9	4.55	6.0	SR12	14/10/2014 11:16	28.35	70.2	4.57	5.8	SR12	14/10/2014 17:16	28.45	68.3	4.43	7.3	SR12	14/10/2014 23:16	28.34	67.5	4.39	4.9
SR12	14/10/2014 5:21	28.32	69.5	4.53	5.7	SR12	14/10/2014 11:21	28.35	69.6	4.53	4.9	SR12	14/10/2014 17:21	28.45	69.0	4.48	6.6	SR12	14/10/2014 23:21	28.35	67.0	4.35	4.7
SR12	14/10/2014 5:26	28.32	69.6	4.54	5.7	SR12	14/10/2014 11:26	28.36	69.0	4.49	5.4	SR12	14/10/2014 17:26	28.45	68.7	4.46	6.4	SR12	14/10/2014 23:26	28.36	67.1	4.36	4.5
SR12	14/10/2014 5:31	28.30	70.1	4.57	5.7	SR12	14/10/2014 11:31	28.36	69.3	4.51	5.6	SR12	14/10/2014 17:31	28.45	68.5	4.45	6.8	SR12	14/10/2014 23:31	28.35	66.7	4.33	4.6
SR12	14/10/2014 5:36	28.30	69.8	4.55	5.9	SR12	14/10/2014 11:36	28.37	68.8	4.48	5.4	SR12	14/10/2014 17:36	28.45	68.6	4.46	6.6	SR12	14/10/2014 23:36	28.35	67.3	4.37	4.3
SR12	14/10/2014 5:41	28.30	69.5	4.53	6.5	SR12	14/10/2014 11:41	28.37	69.4	4.52	6.2	SR12	14/10/2014 17:41	28.45	67.6	4.39	6.1	SR12	14/10/2014 23:41	28.35	66.2	4.30	3.9
SR12	14/10/2014 5:46	28.30	69.1	4.51	5.7	SR12	14/10/2014 11:46	28.36	69.0	4.49	7.0	SR12	14/10/2014 17:46	28.44	68.0	4.42	6.9	SR12	14/10/2014 23:46	28.36	65.6	4.26	4.5
SR12	14/10/2014 5:51	28.29	69.6	4.54	6.8	SR12	14/10/2014 11:51	28.37	68.7	4.47	5.8	SR12	14/10/2014 17:51	28.44	68.3	4.44	6.4	SR12	14/10/2014 23:51	28.32	66.1	4.30	3.7
SR12	14/10/2014 5:56	28.28	71.2	4.64	6.9	SR12	14/10/2014 11:56	28.37	68.8	4.47	6.5	SR12	14/10/2014 17:56	28.43	68.6	4.46	6.1	SR12	14/10/2014 23:56	28.32	66.8	4.34	3.5

Station	Timestamp	Temp (°C)	DO (%)	DO (mg/L)	Tur (NTU)	Station	Timestamp	Temp (°C)	DO (%)	DO (mg/L)	Tur (NTU)	Station	Timestamp	Temp (°C)	DO (%)	DO (mg/L)	Tur (NTU)	Station	Timestamp	Temp (°C)	DO (%)	DO (mg/L)	Tur (NTU)
SR13	14/10/2014 0:00	28.42	67.1	**4.39**	3.7	SR13	14/10/2014 6:00	28.38	64.9	**4.24**	2.0	SR13	14/10/2014 12:00	28.24	66.7	**4.38**	4.0	SR13	14/10/2014 18:00	28.38	70.4	**4.61**	5.1
SR13	14/10/2014 0:05	28.42	67.0	**4.38**	3.4	SR13	14/10/2014 6:05	28.38	64.7	**4.24**	2.1	SR13	14/10/2014 12:05	28.28	66.4	**4.36**	3.8	SR13	14/10/2014 18:05	28.37	70.1	**4.59**	5.6
SR13	14/10/2014 0:10	28.43	66.8	**4.37**	4.0	SR13	14/10/2014 6:10	28.38	65.1	**4.26**	2.4	SR13	14/10/2014 12:10	28.29	66.9	**4.39**	5.1	SR13	14/10/2014 18:10	28.37	69.7	**4.57**	3.5
SR13	14/10/2014 0:15	28.43	67.3	**4.40**	3.8	SR13	14/10/2014 6:15	28.37	65.3	**4.27**	2.1	SR13	14/10/2014 12:15	28.30	66.8	**4.38**	5.3	SR13	14/10/2014 18:15	28.37	69.2	**4.53**	3.1
SR13	14/10/2014 0:20	28.43	66.9	**4.38**	3.5	SR13	14/10/2014 6:20	28.37	64.8	**4.24**	2.6	SR13	14/10/2014 12:20	28.24	65.8	**4.32**	3.4	SR13	14/10/2014 18:20	28.37	68.8	**4.51**	3.3
SR13	14/10/2014 0:25	28.44	67.6	**4.42**	4.0	SR13	14/10/2014 6:25	28.38	65.6	**4.30**	2.6	SR13	14/10/2014 12:25	28.22	65.7	**4.31**	3.8	SR13	14/10/2014 18:25	28.37	70.0	**4.58**	4.2
SR13	14/10/2014 0:30	28.42	67.9	**4.44**	4.4	SR13	14/10/2014 6:30	28.38	65.0	**4.26**	2.5	SR13	14/10/2014 12:30	28.26	66.3	**4.35**	4.2	SR13	14/10/2014 18:30	28.36	68.9	**4.51**	3.5
SR13	14/10/2014 0:35	28.42	67.1	**4.39**	2.8	SR13	14/10/2014 6:35	28.37	65.4	**4.28**	2.3	SR13	14/10/2014 12:35	28.26	66.4	**4.36**	4.2	SR13	14/10/2014 18:35	28.37	70.0	**4.59**	5.0
SR13	14/10/2014 0:40	28.42	67.0	**4.38**	3.3	SR13	14/10/2014 6:40	28.37	63.9	**4.18**	2.1	SR13	14/10/2014 12:40	28.28	66.7	**4.38**	5.3	SR13	14/10/2014 18:40	28.37	69.9	**4.58**	6.3
SR13	14/10/2014 0:45	28.42	66.4	**4.35**	3.0	SR13	14/10/2014 6:45	28.37	64.9	**4.25**	2.8	SR13	14/10/2014 12:45	28.28	66.4	**4.36**	4.3	SR13	14/10/2014 18:45	28.36	70.1	**4.59**	6.5
SR13	14/10/2014 0:50	28.43	66.5	**4.35**	2.3	SR13	14/10/2014 6:50	28.37	63.4	**4.15**	2.6	SR13	14/10/2014 12:50	28.28	66.3	**4.35**	4.5	SR13	14/10/2014 18:50	28.35	69.6	**4.56**	4.6
SR13	14/10/2014 0:55	28.43	66.7	**4.36**	2.4	SR13	14/10/2014 6:55	28.37	64.9	**4.25**	3.3	SR13	14/10/2014 12:55	28.35	68.9	**4.51**	5.2	SR13	14/10/2014 18:55	28.36	68.8	**4.51**	4.6
SR13	14/10/2014 1:00	28.43	67.4	**4.41**	3.6	SR13	14/10/2014 7:00	28.27	62.6	**4.11**	2.2	SR13	14/10/2014 13:00	28.36	69.2	**4.53**	6.1	SR13	14/10/2014 19:00	28.36	69.6	**4.56**	4.8
SR13	14/10/2014 1:05	28.43	66.4	**4.34**	2.3	SR13	14/10/2014 7:05	28.21	65.5	**4.31**	1.7	SR13	14/10/2014 13:05	28.35	69.0	**4.52**	5.1	SR13	14/10/2014 19:05	28.36	69.5	**4.55**	5.5
SR13	14/10/2014 1:10	28.43	66.6	**4.35**	3.2	SR13	14/10/2014 7:10	28.20	66.1	**4.35**	1.9	SR13	14/10/2014 13:10	28.37	69.1	**4.52**	4.8	SR13	14/10/2014 19:10	28.36	69.0	**4.52**	4.1
SR13	14/10/2014 1:15	28.44	67.0	**4.38**	2.3	SR13	14/10/2014 7:15	28.22	67.1	**4.41**	2.2	SR13	14/10/2014 13:15	28.36	68.8	**4.51**	4.8	SR13	14/10/2014 19:15	28.36	68.9	**4.51**	4.7
SR13	14/10/2014 1:20	28.43	65.8	**4.30**	2.1	SR13	14/10/2014 7:20	28.25	67.2	**4.41**	1.6	SR13	14/10/2014 13:20	28.36	68.7	**4.50**	4.7	SR13	14/10/2014 19:20	28.36	68.9	**4.51**	4.8
SR13	14/10/2014 1:25	28.43	65.4	**4.27**	2.0	SR13	14/10/2014 7:25	28.26	67.2	**4.41**	2.1	SR13	14/10/2014 13:25	28.37	68.7	**4.50**	4.0	SR13	14/10/2014 19:25	28.36	69.3	**4.54**	5.7
SR13	14/10/2014 1:30	28.43	66.2	**4.33**	2.4	SR13	14/10/2014 7:30	28.25	67.1	**4.40**	2.3	SR13	14/10/2014 13:30	28.31	68.4	**4.48**	3.1	SR13	14/10/2014 19:30	28.35	69.5	**4.55**	5.5
SR13	14/10/2014 1:35	28.42	66.2	**4.33**	2.0	SR13	14/10/2014 7:35	28.26	67.3	**4.42**	2.6	SR13	14/10/2014 13:35	28.38	69.3	**4.54**	4.6	SR13	14/10/2014 19:35	28.35	69.2	**4.53**	4.4
SR13	14/10/2014 1:40	28.42	65.5	**4.28**	1.4	SR13	14/10/2014 7:40	28.26	67.3	**4.42**	2.1	SR13	14/10/2014 13:40	28.36	68.9	**4.51**	4.8	SR13	14/10/2014 19:40	28.35	69.1	**4.52**	4.3
SR13	14/10/2014 1:45	28.43	66.3	**4.34**	2.7	SR13	14/10/2014 7:45	28.26	66.9	**4.39**	2.1	SR13	14/10/2014 13:45	28.35	68.2	**4.47**	3.2	SR13	14/10/2014 19:45	28.35	69.2	**4.53**	4.5
SR13	14/10/2014 1:50	28.43	65.3	**4.27**	1.3	SR13	14/10/2014 7:50	28.26	66.5	**4.37**	2.8	SR13	14/10/2014 13:50	28.35	68.6	**4.49**	4.5	SR13	14/10/2014 19:50	28.35	69.1	**4.53**	4.4
SR13	14/10/2014 1:55	28.43	65.7	**4.29**	1.7	SR13	14/10/2014 7:55	28.26	66.2	**4.35**	2.6	SR13	14/10/2014 13:55	28.35	67.9	**4.45**	3.2	SR13	14/10/2014 19:55	28.35	69.4	**4.55**	4.4
SR13	14/10/2014 2:00	28.43	65.5	**4.28**	2.0	SR13	14/10/2014 8:00	28.26	66.0	**4.33**	2.0	SR13	14/10/2014 14:00	28.35	67.7	**4.43**	5.6	SR13	14/10/2014 20:00	28.35	69.2	**4.53**	4.1
SR13	14/10/2014 2:05	28.43	65.8	**4.31**	2.4	SR13	14/10/2014 8:05	28.26	66.4	**4.36**	2.5	SR13	14/10/2014 14:05	28.35	67.8	**4.44**	4.2	SR13	14/10/2014 20:05	28.35	68.5	**4.49**	4.2
SR13	14/10/2014 2:10	28.43	67.3	**4.40**	3.7	SR13	14/10/2014 8:10	28.26	66.4	**4.36**	1.9	SR13	14/10/2014 14:10	28.35	69.0	**4.52**	7.1	SR13	14/10/2014 20:10	28.35	68.1	**4.46**	4.3
SR13	14/10/2014 2:15	28.43	67.3	**4.40**	3.1	SR13	14/10/2014 8:15	28.26	65.4	**4.29**	2.0	SR13	14/10/2014 14:15	28.36	68.9	**4.51**	7.4	SR13	14/10/2014 20:15	28.33	67.9	**4.45**	3.3
SR13	14/10/2014 2:20	28.43	66.4	**4.34**	2.3	SR13	14/10/2014 8:20	28.24	63.9	**4.20**	1.3	SR13	14/10/2014 14:20	28.36	69.0	**4.52**	8.3	SR13	14/10/2014 20:20	28.32	67.8	**4.45**	3.1
SR13	14/10/2014 2:25	28.43	66.1	**4.33**	2.5	SR13	14/10/2014 8:25	28.26	65.5	**4.30**	1.9	SR13	14/10/2014 14:25	28.36	69.6	**4.55**	8.4	SR13	14/10/2014 20:25	28.31	67.6	**4.43**	2.7
SR13	14/10/2014 2:30	28.43	66.4	**4.34**	2.2	SR13	14/10/2014 8:30	28.25	66.4	**4.36**	2.4	SR13	14/10/2014 14:30	28.36	68.9	**4.51**	7.2	SR13	14/10/2014 20:30	28.32	67.8	**4.44**	3.2
SR13	14/10/2014 2:35	28.43	67.2	**4.39**	3.8	SR13	14/10/2014 8:35	28.24	66.7	**4.38**	2.0	SR13	14/10/2014 14:35	28.35	69.1	**4.52**	6.4	SR13	14/10/2014 20:35	28.32	67.5	**4.42**	2.7
SR13	14/10/2014 2:40	28.43	66.4	**4.34**	2.3	SR13	14/10/2014 8:40	28.21	68.5	**4.50**	1.9	SR13	14/10/2014 14:40	28.36	69.1	**4.52**	6.3	SR13	14/10/2014 20:40	28.33	66.9	**4.38**	2.1
SR13	14/10/2014 2:45	28.43	66.7	**4.36**	2.5	SR13	14/10/2014 8:45	28.21	68.6	**4.51**	1.3	SR13	14/10/2014 14:45	28.36	68.6	**4.49**	5.6	SR13	14/10/2014 20:45	28.33	66.8	**4.38**	2.2
SR13	14/10/2014 2:50	28.44	66.0	**4.31**	2.2	SR13	14/10/2014 8:50	28.21	68.5	**4.50**	1.4	SR13	14/10/2014 14:50	28.36	69.0	**4.51**	7.0	SR13	14/10/2014 20:50	28.33	67.1	**4.40**	2.4
SR13	14/10/2014 2:55	28.43	65.5	**4.29**	1.9	SR13	14/10/2014 8:55	28.22	68.8	**4.53**	1.9	SR13	14/10/2014 14:55	28.36	68.9	**4.51**	5.6	SR13	14/10/2014 20:55	28.32	66.4	**4.35**	1.7
SR13	14/10/2014 3:00	28.43	65.4	**4.28**	2.0	SR13	14/10/2014 9:00	28.23	69.1	**4.54**	1.6	SR13	14/10/2014 15:00	28.36	68.9	**4.51**	6.1	SR13	14/10/2014 21:00	28.32	68.7	**4.50**	3.0
SR13	14/10/2014 3:05	28.42	64.4	**4.22**	1.4	SR13	14/10/2014 9:05	28.24	69.4	**4.56**	1.7	SR13	14/10/2014 15:05	28.36	68.8	**4.50**	5.1	SR13	14/10/2014 21:05	28.32	68.2	**4.47**	2.8
SR13	14/10/2014 3:10	28.41	64.0	**4.19**	1.2	SR13	14/10/2014 9:10	28.25	69.5	**4.57**	1.8	SR13	14/10/2014 15:10	28.36	68.8	**4.50**	4.9	SR13	14/10/2014 21:10	28.32	67.5	**4.43**	2.8
SR13	14/10/2014 3:15	28.43	65.1	**4.26**	1.9	SR13	14/10/2014 9:15	28.25	69.3	**4.55**	2.1	SR13	14/10/2014 15:15	28.35	68.0	**4.45**	6.0	SR13	14/10/2014 21:15	28.32	67.6	**4.43**	2.5
SR13	14/10/2014 3:20	28.43	63.3	**4.14**	0.7	SR13	14/10/2014 9:20	28.24	69.1	**4.54**	1.5	SR13	14/10/2014 15:20	28.34	67.3	**4.41**	5.3	SR13	14/10/2014 21:20	28.32	68.0	**4.46**	2.9
SR13	14/10/2014 3:25	28.43	63.9	**4.18**	1.1	SR13	14/10/2014 9:25	28.23	68.5	**4.50**	1.2	SR13	14/10/2014 15:25	28.34	67.7	**4.43**	5.1	SR13	14/10/2014 21:25	28.33	68.3	**4.47**	3.5
SR13	14/10/2014 3:30	28.44	65.1	**4.25**	1.5	SR13	14/10/2014 9:30	28.24	68.9	**4.53**	2.1	SR13	14/10/2014 15:30	28.34	67.7	**4.44**	5.5	SR13	14/10/2014 21:30	28.33	67.6	**4.43**	2.5
SR13	14/10/2014 3:35	28.44	65.1	**4.25**	2.3	SR13	14/10/2014 9:35	28.24	68.3	**4.49**	1.8	SR13	14/10/2014 15:35	28.34	68.1	**4.46**	4.6	SR13	14/10/2014 21:35	28.33	67.5	**4.42**	2.4
SR13	14/10/2014 3:40	28.44	65.6	**4.29**	1.9	SR13	14/10/2014 9:40	28.24	68.3	**4.49**	1.4	SR13	14/10/2014 15:40	28.34	69.1	**4.53**	4.7	SR13	14/10/2014 21:40	28.33	67.6	**4.43**	2.9
SR13	14/10/2014 3:45	28.44	65.7	**4.30**	2.3	SR13	14/10/2014 9:45	28.24	68.3	**4.49**	2.4	SR13	14/10/2014 15:45	28.35	69.6	**4.56**	4.3	SR13	14/10/2014 21:45	28.33	67.5	**4.42**	2.9
SR13	14/10/2014 3:50	28.43	64.3	**4.21**	1.2	SR13	14/10/2014 9:50	28.24	67.9	**4.46**	1.4	SR13	14/10/2014 15:50	28.33	70.1	**4.59**	4.0	SR13	14/10/2014 21:50	28.33	68.3	**4.47**	3.3
SR13	14/10/2014 3:55	28.43	65.0	**4.25**	1.2	SR13	14/10/2014 9:55	28.24	67.2	**4.41**	1.5	SR13	14/10/2014 15:55	28.33	70.4	**4.61**	4.1	SR13	14/10/2014 21:55	28.33	67.9	**4.45**	3.0
SR13	14/10/2014 4:00	28.43	65.2	**4.26**	1.3	SR13	14/10/2014 10:00	28.23	66.6	**4.38**	3.9	SR13	14/10/2014 16:00	28.33	70.3	**4.61**	2.9	SR13	14/10/2014 22:00	28.33	67.3	**4.41**	2.6
SR13	14/10/2014 4:05	28.43	65.1	**4.26**	2.5	SR13	14/10/2014 10:05	28.24	67.5	**4.43**	3.6	SR13	14/10/2014 16:05	28.32	70.4	**4.61**	3.0	SR13	14/10/2014 22:05	28.33	66.5	**4.36**	2.0
SR13	14/10/2014 4:10	28.43	64.6	**4.23**	4.1	SR13	14/10/2014 10:10	28.26	67.6	**4.44**	4.5	SR13	14/10/2014 16:10	28.30	69.9	**4.58**	1.7	SR13	14/10/2014 22:10	28.33	66.7	**4.37**	2.4
SR13	14/10/2014 4:15	28.43	65.4	**4.28**	1.9	SR13	14/10/2014 10:15	28.25	67.0	**4.40**	3.7	SR13	14/10/2014 16:15	28.33	72.0	**4.72**	1.8	SR13	14/10/2014 22:15	28.33	67.9	**4.45**	2.9
SR13	14/10/2014 4:20	28.42	63.7	**4.17**	1.3	SR13	14/10/2014 10:20	28.26	67.0	**4.40**	4.1	SR13	14/10/2014 16:20	28.38	72.9	**4.78**	2.2	SR13	14/10/2014 22:20	28.33	68.2	**4.47**	3.3
SR13	14/10/2014 4:25	28.43	65.2	**4.26**	1.6	SR13	14/10/2014 10:25	28.26	66.8	**4.39**	4.5	SR13	14/10/2014 16:25	28.39	73.4	**4.81**	1.6	SR13	14/10/2014 22:25	28.33	67.9	**4.45**	2.9
SR13	14/10/2014 4:30	28.43	64.3	**4.20**	1.8	SR13	14/10/2014 10:30	28.26	67.0	**4.40**	6.0	SR13	14/10/2014 16:30	28.39	72.9	**4.77**	2.0	SR13	14/10/2014 22:30	28.33	68.0	**4.45**	2.8
SR13	14/10/2014 4:35	28.42	62.5	**4.09**	1.3	SR13	14/10/2014 10:35	28.27	67.2	**4.41**	9.7	SR13	14/10/2014 16:35	28.38	72.6	**4.75**	1.3	SR13	14/10/2014 22:35	28.33	68.8	**4.50**	3.2
SR13	14/10/2014 4:40	28.39	60.4	**3.95**	1.0	SR13	14/10/2014 10:40	28.28	66.9	**4.39**	8.0	SR13	14/10/2014 16:40	28.38	72.3	**4.73**	1.7	SR13	14/10/2014 22:40	28.33	67.8	**4.44**	3.1
SR13	14/10/2014 4:45	28.39	64.1	**4.20**	1.5	SR13	14/10/2014 10:45	28.28	67.2	**4.41**	9.2	SR13	14/10/2014 16:45	28.39	72.0	**4.71**	1.5	SR13	14/10/2014 22:45	28.33	67.6	**4.43**	2.3
SR13	14/10/2014 4:50	28.38	63.3	**4.14**	0.9	SR13	14/10/2014 10:50	28.28	67.0	**4.40**	7.3	SR13	14/10/2014 16:50	28.39	71.8	**4.70**	1.4	SR13	14/10/2014 22:50	28.33	67.8	**4.44**	2.5
SR13	14/10/2014 4:55	28.38	64.7	**4.23**	1.3	SR13	14/10/2014 10:55	28.28	67.1	**4.40**	8.5	SR13	14/10/2014 16:55	28.38	71.1	**4.65**	1.1	SR13	14/10/2014 22:55	28.31	68.4	**4.48**	2.8
SR13	14/10/2014 5:00	28.39	64.4	**4.21**	1.2	SR13	14/10/2014 11:00	28.28	67.0	**4.40**	7.7	SR13	14/10/2014 17:00	28.38	71.6	**4.69**	1.4	SR13	14/10/2014 23:00	28.31	68.0	**4.46**	3.8
SR13	14/10/2014 5:05	28.40	66.0	**4.32**	4.7	SR13	14/10/2014 11:05	28.28	67.0	**4.40**	7.4	SR13	14/10/2014 17:05	28.39	71.3	**4.67**	1.1	SR13	14/10/2014 23:05	28.32	68.0	**4.46**	3.0
SR13	14/10/2014 5:10	28.39	64.8	**4.24**	1.6	SR13	14/10/2014 11:10	28.28	66.8	**4.38**	7.0	SR13	14/10/2014 17:10	28.39	72.1	**4.72**	2.7	SR13	14/10/2014 23:10	28.32	67.9	**4.45**	2.9
SR13	14/10/2014 5:15	28.39	62.7	**4.11**	1.2	SR13	14/10/2014 11:15	28.28	66.8	**4.39**	6.5	SR13	14/10/2014 17:15	28.39	71.1	**4.66**	1.2	SR13	14/10/2014 23:15	28.32	67.8	**4.44**	3.4
SR13	14/10/2014 5:20	28.38	66.3	**4.34**	3.3	SR13	14/10/2014 11:20	28.25	65.6	**4.31**	5.6	SR13	14/10/2014 17:20	28.39	71.4	**4.68**	1.7	SR13	14/10/2014 23:20	28.31	67.8	**4.44**	3.0
SR13	14/10/2014 5:25	28.37	65.5	**4.29**	2.3	SR13	14/10/2014 11:25	28.22	65.3	**4.29**	5.5	SR13	14/10/2014 17:25	28.39	71.0	**4.65**	1.3	SR13	14/10/2014 23:25	28.31	67.9	**4.45**	3.0
SR13	14/10/2014 5:30	28.37	64.7	**4.23**	2.2	SR13	14/10/2014 11:30	28.25	66.3	**4.36**	5.1	SR13	14/10/2014 17:30	28.39	70.8	**4.64**	1.8	SR13	14/10/2014 23:30	28.31	68.2	**4.47**	4.2
SR13	14/10/2014 5:35	28.38	66.4	**4.34**	2.8	SR13	14/10/2014 11:35	28.27	67.4	**4.42**	5.8	SR13	14/10/2014 17:35	28.39	70.5	**4.62**	1.6	SR13	14/10/2014 23:35	28.31	67.7	**4.44**	5.8
SR13	14/10/2014 5:40	28.38	66.4	**4.35**	2.6	SR13	14/10/2014 11:40	28.26	67.2	**4.41**	5.4	SR13	14/10/2014 17:40	28.39	70.5	**4.62**	1.6	SR13	14/10/2014 23:40	28.31	67.7	**4.43**	3.1
SR13	14/10/2014 5:45	28.38	66.1	**4.33**	2.3	SR13	14/10/2014 11:45	28.28	67.4	**4.43**	5.4	SR13	14/10/2014 17:45	28.39	70.2	**4.60**	1.4	SR13	14/10/2014 23:45	28.31	67.5	**4.42**	2.7
SR13	14/10/2014 5:50	28.38	65.5	**4.29**	2.2	SR13	14/10/2014 11:50	28.24	66.5	**4.37**	4.9	SR13	14/10/2014 17:50	28.38	70.9	**4.64**	1.6	SR13	14/10/2014 23:50	28.31	67.1	**4.40**	2.4
SR13	14/10/2014 5:55	28.38	65.9	**4.31**	2.9	SR13	14/10/2014 11:55	28.24	67.2	**4.41**	5.0	SR13	14/10/2014 17:55	28.38	70.5	**4.62**	3.8	SR13	14/10/2014 23:55	28.31	67.6	**4.43**	2.5

Station	Timestamp	NH_3 (mg/L)				Station	Timestamp	NH_3 (mg/L)			
SR4	14/10/2014 0:17	0.06				SR12	14/10/2014 0:17	0.06			
SR4	14/10/2014 0:37	0.06				SR12	14/10/2014 0:37	0.06			
SR4	14/10/2014 0:57	0.07				SR12	14/10/2014 0:57	0.07			
SR4	14/10/2014 1:17	0.07				SR12	14/10/2014 1:17	0.08			
SR4	14/10/2014 1:37	0.07				SR12	14/10/2014 1:37	0.07			
SR4	14/10/2014 1:57	0.06				SR12	14/10/2014 1:57	0.06			
SR4	14/10/2014 2:17	0.06				SR12	14/10/2014 2:17	0.07			
SR4	14/10/2014 2:37	0.05				SR12	14/10/2014 2:37	0.07			
SR4	14/10/2014 2:57	0.05				SR12	14/10/2014 2:57	0.07			
SR4	14/10/2014 3:17	0.06				SR12	14/10/2014 3:17	0.08			
SR4	14/10/2014 3:37	0.05				SR12	14/10/2014 3:37	0.08			
SR4	14/10/2014 3:57	0.06				SR12	14/10/2014 3:57	0.09			
SR4	14/10/2014 4:17	0.06				SR12	14/10/2014 4:17	0.09			
SR4	14/10/2014 4:37	0.06				SR12	14/10/2014 4:37	0.09			
SR4	14/10/2014 4:57	0.05				SR12	14/10/2014 4:57	0.09			
SR4	14/10/2014 5:17	0.06				SR12	14/10/2014 5:17	0.08			
SR4	14/10/2014 5:37	0.06				SR12	14/10/2014 5:37	0.08			
SR4	14/10/2014 5:57	0.07				SR12	14/10/2014 5:57	0.08			
SR4						SR12					
SR4	14/10/2014 6:37	0.06				SR12	14/10/2014 6:37	0.09			
SR4	14/10/2014 6:57	0.06				SR12	14/10/2014 6:57	0.07			
SR4	14/10/2014 7:17	0.06				SR12	14/10/2014 7:17	0.07			
SR4	14/10/2014 7:37	0.07				SR12	14/10/2014 7:37	0.08			
SR4	14/10/2014 7:57	0.07				SR12	14/10/2014 7:57	0.07			
SR4	14/10/2014 8:17	0.05				SR12	14/10/2014 8:17	0.07			
SR4	14/10/2014 8:37	0.05				SR12	14/10/2014 8:37	0.07			
SR4	14/10/2014 8:57	0.05				SR12	14/10/2014 8:57	0.07			
SR4	14/10/2014 9:17	0.06				SR12	14/10/2014 9:17	0.06			
SR4	14/10/2014 9:37	0.06				SR12	14/10/2014 9:37	0.06			
SR4	14/10/2014 9:57	0.06				SR12	14/10/2014 9:57	0.07			
SR4	14/10/2014 10:17	0.06				SR12	14/10/2014 10:17	0.06			
SR4	14/10/2014 10:37	0.06				SR12	14/10/2014 10:37	0.06			
SR4	14/10/2014 10:57	0.06				SR12	14/10/2014 10:57	0.07			
SR4	14/10/2014 11:17	0.06				SR12	14/10/2014 11:17	0.06			
SR4	14/10/2014 11:37	0.06				SR12	14/10/2014 11:37	0.08			
SR4	14/10/2014 11:57	0.06				SR12	14/10/2014 11:57	0.08			
SR4	14/10/2014 12:17	0.07				SR12	14/10/2014 12:17	0.07			
SR4	14/10/2014 12:37	0.07				SR12	14/10/2014 12:37	0.06			
SR4	14/10/2014 12:57	0.07				SR12	14/10/2014 12:57	0.06			
SR4	14/10/2014 13:17	0.07				SR12	14/10/2014 13:17	0.07			
SR4	14/10/2014 13:37	0.08				SR12	14/10/2014 13:37	0.06			
SR4	14/10/2014 13:57	0.06				SR12	14/10/2014 13:57	0.07			
SR4	14/10/2014 14:17	0.06				SR12	14/10/2014 14:17	0.06			
SR4	14/10/2014 14:37	0.07				SR12	14/10/2014 14:37	0.05			
SR4	14/10/2014 14:57	0.08				SR12	14/10/2014 14:57	0.05			
SR4	14/10/2014 15:17	0.07				SR12	14/10/2014 15:17	0.05			
SR4	14/10/2014 15:37	0.06				SR12	14/10/2014 15:37	0.05			
SR4	14/10/2014 15:57	0.06				SR12	14/10/2014 15:57	0.05			
SR4	14/10/2014 16:17	0.08				SR12	14/10/2014 16:17	0.06			
SR4	14/10/2014 16:37	0.06				SR12	14/10/2014 16:37	0.06			
SR4	14/10/2014 16:57	0.05				SR12	14/10/2014 16:57	0.06			
SR4	14/10/2014 17:17	0.05				SR12	14/10/2014 17:17	0.07			
SR4	14/10/2014 17:37	0.06				SR12	14/10/2014 17:37	0.08			
SR4	14/10/2014 17:57	0.06				SR12	14/10/2014 17:57	0.08			
SR4	14/10/2014 18:17	0.07				SR12	14/10/2014 18:17	0.09			
SR4	14/10/2014 18:37	0.07				SR12	14/10/2014 18:37	0.09			
SR4	14/10/2014 18:57	0.05				SR12	14/10/2014 18:57	0.09			
SR4	14/10/2014 19:17	0.06				SR12	14/10/2014 19:17	0.09			
SR4	14/10/2014 19:37	0.07				SR12	14/10/2014 19:37	0.08			
SR4	14/10/2014 19:57	0.05				SR12	14/10/2014 19:57	0.08			
SR4	14/10/2014 20:17	0.05				SR12	14/10/2014 20:17	0.08			
SR4	14/10/2014 20:37	0.06				SR12	14/10/2014 20:37	0.09			
SR4	14/10/2014 20:57	0.06				SR12	14/10/2014 20:57	0.07			
SR4	14/10/2014 21:17	0.07				SR12	14/10/2014 21:17	0.07			
SR4	14/10/2014 21:37	0.07				SR12	14/10/2014 21:37	0.08			
SR4	14/10/2014 21:57	0.07				SR12	14/10/2014 21:57	0.07			
SR4	14/10/2014 22:17	0.07				SR12	14/10/2014 22:17	0.07			
SR4	14/10/2014 22:37	0.09				SR12	14/10/2014 22:37	0.07			
SR4	14/10/2014 22:57	0.09				SR12	14/10/2014 22:57	0.07			
SR4	14/10/2014 23:17	0.12				SR12	14/10/2014 23:17	0.06			
SR4	14/10/2014 23:37	0.08				SR12	14/10/2014 23:37	0.06			
SR4	14/10/2014 23:57	0.07				SR12	14/10/2014 23:57	0.07			

Remark: Fonts with underline: Action Level Exceedance
Fonts with bold and underline: Limit Level Exceedance
Automatic Instrument calibration of NH3-N monitor was carried out during 5:57-6:37 at SR4 and SR12.
SR5 monitoring station was under maintenance during 13:40-14:10.
SR9 monitoring station was under maintenance during 12:05-12:20.
SR10 monitoring station was under maintenance during 13:45-14:00.

MATERIALAB CONSULTANTS LIMITED
Fugro Development Centre,
5 Lok Yi Street,
17 M.S. Castle Peak Road,
Tai Lam, Tuen Mun, N.T., Hong Kong.
Tel : (852)-24508238
Fax : (852)-24508032
Email : mcl@fugro.com.hk

MaterialLab

Interim Notification of Environmental Quality Limits Exceedances
24hr Water Quality Monitoring

Incident Report on Action Level or Limit Level Non-compliance

Reference No.:	20141015/24/SR5
Project:	CV/2013/04 - Providing Sufficient Water Depth for Kwai Tsing Container Basin and its Approach Channel
Date:	15/10/2014 – 16/10/2014
Time:	15/10/2014 00:00 – 16/10/2014 23:55
Monitoring Location:	SR5 – Ma Wan FCZ
Dissolved Oxygen	
Action Level / Limit Level:	5.46 / 5.39 (6 consecutive monitoring data exceedance)
Measured Level:	Three (3) AL Exceedances: 15/10: 4:30 – 4:55 (1) 16/10: 3:45 – 4:10 (1), 14:10 – 14:35 (1) Forty nine (49) LL Exceedances: 15/10: 0:00 – 4:25 (9), 13:05 – 19:00 (12) 16/10: (15/9) 22:20 – (16/10) 2:45 (9), 3:15 – 3:40 (1), 14:40 – 23:35 (18)
Action taken / to be taken:	Silt curtain and dredging rate were inspected and confirmed in a proper condition during the period. Monitoring equipment is checked and confirmed without problem.
Possible reason for Action or Limit Level Non-compliance:	Dissolved Oxygen At ebb tide, SR5 was situated at upstream of the Project, the water quality would not be affected by the construction. Routine impact monitoring was carried out on 16/10. At flood tide of routine impact monitoring on 16/10, DO (S&M) at G4 (upstream) was 5.18 mg/L while 5.61 mg/L was recorded at G2 (downstream), no decreasing trend was shown across the Project. The exceedance was not considered due to the project. The exceedance may be caused by influences in the vicinity of the station or changes in ambient conditions.
Remarks:	Dredging works conducted at Portion A of the Project. According to Contractor, dredged rate (in-situ) at Portion A on 15/10 and 16/10 were 2692 m^3/day and 3231 m^3/day respectively. Flood tide: 14/10 18:09 – 15/10 01:02, 15/10 08:52 – 16/10 01:59 Ebb tide: 15/10 01:02 – 15/10 08:52, 16/10 01:59 – 16/10 10:02

Certified by: Colin Yung
Designation: Environmental Team Leader

Signature:

Date: 30/10/2014

The copyright of this document is owned by MaterialLab Consultants Ltd. It may not be reproduced except with prior written approval from the Company.

MATERIALAB CONSULTANTS LIMITED
Fugro Development Centre,
5 Lok Yi Street,
17 M.S. Castle Peak Road,
Tai Lam, Tuen Mun, N.T., Hong Kong.
Tel : (852)-24508238
Fax : (852)-24508032
Email : mcl@fugro.com.hk

MaterialLab

Interim Notification of Environmental Quality Limits Exceedances
24hr Water Quality Monitoring

Incident Report on Action Level or Limit Level Non-compliance

Reference No.:	20141015/24/SR9
Project:	CV/2013/04 - Providing Sufficient Water Depth for Kwai Tsing Container Basin and its Approach Channel
Date:	15/10/2014 – 16/10/2014
Time:	15/10/2014 00:00 – 16/10/2014 23:55
Monitoring Location:	SR9 – Cheung Sha Wan FCZ
Dissolved Oxygen	
Action Level / Limit Level:	6.12 / 5.97 (6 consecutive monitoring data exceedance)
Measured Level:	Twelve (12) AL Exceedances: 15/10: 12:15 – 13:10 (2), 13:25 – 13:50 (1), 14:05 – 14:30 (1), 18:40 – 19:05 (1) 16/10: 12:30 – 13:25 (2), 15:30 – 16:55 (3), 17:35 – 18:30 (2) Sixty nine (69) LL Exceedances: 15/10: (16/10) 23:45 – (15/10) 12:10 (25) 16/10: (15/10) 19:30 – (16/10) 12:25 (34), 18:45 – 23:40 (10)
Turbidity	
Action Level / Limit Level:	2.8 / 4.7 (6 consecutive monitoring data exceedance)
Measured Level:	Forty five (45) AL Exceedances: 15/10: (14/10) 23:40 – (15/10) 6:35 (14), 11:45 – 22:10 (21) 16/10: 5:45 – 9:40 (8), 12:35 – 13:00 (1), 13:35 – 14:00 (1) Fifty (50) LL Exceedances: 15/10: 6:45 – 11:40 (10) 16/10: (15/10) 22:15 – (16/10) 5:40 (15), 10:05 – 12:30 (5), 13:05 – 13:30 (1), 14:15 – 23:40 (19)
Action taken / to be taken:	Silt curtain and dredging rate were inspected and confirmed in a proper condition during the period. Monitoring equipment is checked and confirmed without problem.
Possible reason for Action or Limit Level Non-compliance:	Dissolved Oxygen The first occurrence of exceedance case was found at flood tide, when SR9 was situated at upstream of the Project, the water quality would not be affected by the construction. Routine impact monitoring was carried out on 16/10. At flood tide of routine impact monitoring on 16/10, DO (S&M) at C2 was 5.86 mg/L while at ebb tide of routine impact monitoring on 16/10, DO (S&M) at C1 was 5.74 mg/L. The readings were lower than the Limit Level of SR9, indicating the background DO was low during monitoring period. The exceedance was not considered due to the project. The exceedance may be caused by influences in the vicinity of the station or changes in ambient conditions. Turbidity The first occurrence of exceedance case was found at flood tide, when SR9 was situated at upstream of the Project, the water quality would not be affected by the construction. Routine impact monitoring was carried out on 16/10. At flood tide of routine impact monitoring on 16/10, Turbidity at C2 was 11.4 NTU. The reading was higher than the

The copyright of this document is owned by MateriaLab Consultants Ltd. It may not be reproduced except with prior written approval from the Company.

MATERIALAB CONSULTANTS LIMITED
Fugro Development Centre,
5 Lok Yi Street,
17 M.S. Castle Peak Road,
Tai Lam, Tuen Mun, N.T., Hong Kong.
Tel : (852)-24508238
Fax : (852)-24508032
Email : mcl@fugro.com.hk

	Limit Level of SR9, indicating the background Turbidity was high during monitoring period. At ebb tide of routine impact monitoring on 16/10, Turbidity at G2 (upstream) was 3.2 NTU while 2.7 NTU was recorded at G6 (downstream), no increasing trend of Turbidity was shown across the Project. The exceedance was not considered due to the project. The exceedance may be caused by influences in the vicinity of the station or changes in ambient conditions.
Remarks:	Dredging works conducted at Portion A of the Project. According to Contractor, dredged rate (in-situ) at Portion A on 15/10 and 16/10 were 2692 m^3/day and 3231 m^3/day respectively. Flood tide: 14/10 18:09 – 15/10 01:02, 15/10 08:52 – 16/10 01:59 Ebb tide: 15/10 01:02 – 15/10 08:52, 16/10 01:59 – 16/10 10:02

Certified by: Colin Yung
Designation: Environmental Team Leader
Signature:

Date: 30/10/2014

The copyright of this document is owned by MaterialLab Consultants Ltd. It may not be reproduced except with prior written approval from the Company.

MATERIALAB CONSULTANTS LIMITED
Fugro Development Centre,
5 Lok Yi Street,
17 M.S. Castle Peak Road,
Tai Lam, Tuen Mun, N.T., Hong Kong.
Tel : (852)-24508238
Fax : (852)-24508032
Email : mcl@fugro.com.hk

MaterialLab

Interim Notification of Environmental Quality Limits Exceedances
24hr Water Quality Monitoring

Incident Report on Action Level or Limit Level Non-compliance

Reference No.:	20141015/24/SR10
Project:	CV/2013/04 - Providing Sufficient Water Depth for Kwai Tsing Container Basin and its Approach Channel
Date:	15/10/2014 – 16/10/2014
Time:	15/10/2014 00:00 – 16/10/2014 23:55
Monitoring Location:	SR10 – Lo Tik Wan FCZ
Dissolved Oxygen	
Action Level / Limit Level:	6.12 / 5.97 (6 consecutive monitoring data exceedance)
Measured Level:	Ninety five (95) LL Exceedances: 16/10: (14/10) 23:45 – (16/10) 10:10 (69), 10:50 – 23:45 (26)
Turbidity	
Action Level / Limit Level:	2.8 / 4.7 (6 consecutive monitoring data exceedance)
Measured Level:	Eighteen (18) AL Exceedances: 15/10: 2:25 – 2:50 (1), 4:05 – 5:30 (3), 6:45 – 7:10 (1), 21:40 – 22:35 (2) 16/10: (15/10) 23:40 – (16/10) 0:35 (2), 1:25 – 1:50 (1), 11:45 – 12:10 (1), 18:20 – 21:15 (6), 21:30 – 21:55 (1) One (1) LL Exceedance: 16/10: 9:30 – 9:55 (1)
Action taken / to be taken:	Silt curtain and dredging rate were inspected and confirmed in a proper condition during the period. Monitoring equipment is checked and confirmed without problem.
Possible reason for Action or Limit Level Non-compliance:	Dissolved Oxygen The first occurrence of exceedance case was found at flood tide, when SR10 was situated at upstream of the Project, the water quality would not be affected by the construction. Routine impact monitoring was carried out on 16/10. At flood tide of routine impact monitoring on 16/10, DO (S&M) at C2 was 5.86 mg/L while at ebb tide of routine impact monitoring on 16/10, DO (S&M) at C1 was 5.74 mg/L. The readings were lower than the Limit Level of SR10, indicating the background DO was low during monitoring period. The exceedance was not considered due to the project. The exceedance may be caused by influences in the vicinity of the station or changes in ambient conditions. Turbidity At flood tide, SR10 was situated at upstream of the Project, the water quality would not be affected by the construction. Routine impact monitoring was carried out on 16/10. At flood tide of routine impact monitoring on 16/10, Turbidity at C2 was 11.4 NTU. The reading was higher than the Limit Level of SR10, indicating the background Turbidity was high during monitoring period. At ebb tide of routine impact monitoring on 16/10, Turbidity at G2 (upstream) was 3.2 NTU while 2.7 NTU was recorded at G6 (downstream), no increasing trend of Turbidity was shown across the Project. The exceedance was not considered due to the project. The exceedance may be caused by influences in the vicinity of the station or

The copyright of this document is owned by MateriaLab Consultants Ltd. It may not be reproduced except with prior written approval from the Company.

MATERIALAB CONSULTANTS LIMITED
Fugro Development Centre,
5 Lok Yi Street,
17 M.S. Castle Peak Road,
Tai Lam, Tuen Mun, N.T., Hong Kong.
Tel : (852)-24508238
Fax : (852)-24508032
Email : mcl@fugro.com.hk

	changes in ambient conditions.
Remarks:	Dredging works conducted at Portion A of the Project. According to Contractor, dredged rate (in-situ) at Portion A on 15/10 and 16/10 were 2692 m^3/day and 3231 m^3/day respectively. Flood tide: 14/10 18:09 – 15/10 01:02, 15/10 08:52 – 16/10 01:59 Ebb tide: 15/10 01:02 – 15/10 08:52, 16/10 01:59 – 16/10 10:02

Certified by: Colin Yung
Designation: Environmental Team Leader

Signature:

Date: 30/10/2014

The copyright of this document is owned by MateriaLab Consultants Ltd. It may not be reproduced except with prior written approval from the Company.

MATERIALAB CONSULTANTS LIMITED
Fugro Development Centre,
5 Lok Yi Street,
17 M.S. Castle Peak Road,
Tai Lam, Tuen Mun, N.T., Hong Kong.
Tel : (852)-24508238
Fax : (852)-24508032
Email : mcl@fugro.com.hk

MaterialLab

Interim Notification of Environmental Quality Limits Exceedances
24hr Water Quality Monitoring

Incident Report on Action Level or Limit Level Non-compliance

Reference No.:	20141015/24/SR11
Project:	CV/2013/04 - Providing Sufficient Water Depth for Kwai Tsing Container Basin and its Approach Channel
Date:	15/10/2014 – 16/10/2014
Time:	15/10/2014 00:00 – 16/10/2014 23:55
Monitoring Location:	SR11 – Sok Kwu Wan FCZ
Dissolved Oxygen	
Action Level / Limit Level:	6.12 / 5.97 (6 consecutive monitoring data exceedance)
Measured Level:	Two (2) AL Exceedances: 15/10: 14:55 – 15:50 (2) Ninety two (92) LL Exceedances: 15/10: (14/10) 23:55 – (15/10) 14:50 (30) 16/10: (15/10) 16:10 – 11:05 (38), 11:50 – 23:45 (24)
Turbidity	
Action Level / Limit Level:	2.8 / 4.7 (6 consecutive monitoring data exceedance)
Measured Level:	Twenty (20) AL Exceedances: 15/10: 7:00 – 7:25 (1), 8:25 – 9:20 (2) 16/10: 7:10 – 11:05 (8), 15;05 – 17: 00 (4), 17:50 – 18:15 (1), 19;35 – 21:30 (4) Three (3) LL Exceedances: 16/10: 17:20 – 17:45 (1), 18:25 – 18:50 (1), 19:05 – 19:30 (1)
Action taken / to be taken:	Silt curtain and dredging rate were inspected and confirmed in a proper condition during the period. Monitoring equipment is checked and confirmed without problem.
Possible reason for Action or Limit Level Non-compliance:	Dissolved Oxygen The first occurrence of exceedance case was found at flood tide, when SR11 was situated at upstream of the Project, the water quality would not be affected by the construction. Routine impact monitoring was carried out on 16/10. At flood tide of routine impact monitoring on 16/10, DO (S&M) at C2 was 5.86 mg/L while at ebb tide of routine impact monitoring on 16/10, DO (S&M) at C1 was 5.74 mg/L. The readings were lower than the Limit Level of SR11, indicating the background DO was low during monitoring period. The exceedance was not considered due to the project. The exceedance may be caused by influences in the vicinity of the station or changes in ambient conditions. Turbidity At flood tide, SR11 was situated at upstream of the Project, the water quality would not be affected by the construction. Routine impact monitoring was carried out on 16/10. At flood tide of routine impact monitoring on 16/10, Turbidity at C2 was 11.4 NTU. The reading was higher than the

The copyright of this document is owned by MaterialLab Consultants Ltd. It may not be reproduced except with prior written approval from the Company.

MATERIALAB CONSULTANTS LIMITED
Fugro Development Centre,
5 Lok Yi Street,
17 M.S. Castle Peak Road,
Tai Lam, Tuen Mun, N.T., Hong Kong.
Tel : (852)-24508238
Fax : (852)-24508032
Email : mcl@fugro.com.hk

	Limit Level of SR11, indicating the background Turbidity was high during monitoring period. At ebb tide of routine impact monitoring on 16/10, Turbidity at G2 (upstream) was 3.2 NTU while 2.7 NTU was recorded at G6 (downstream), no increasing trend of Turbidity was shown across the Project. The exceedance was not considered due to the project. The exceedance may be caused by influences in the vicinity of the station or changes in ambient conditions.
Remarks:	Dredging works conducted at Portion A of the Project. According to Contractor, dredged rate (in-situ) at Portion A on 15/10 and 16/10 were 2692 m^3/day and 3231 m^3/day respectively. Flood tide: 14/10 18:09 – 15/10 01:02, 15/10 08:52 – 16/10 01:59 Ebb tide: 15/10 01:02 – 15/10 08:52, 16/10 01:59 – 16/10 10:02

Certified by: Colin Yung
Designation: Environmental Team Leader
Signature:

Date: 30/10/2014

The copyright of this document is owned by MaterialLab Consultants Ltd. It may not be reproduced except with prior written approval from the Company.

MATERIALAB CONSULTANTS LIMITED
Fugro Development Centre,
5 Lok Yi Street,
17 M.S. Castle Peak Road,
Tai Lam, Tuen Mun, N.T., Hong Kong.
Tel : (852)-24508238
Fax : (852)-24508032
Email : mcl@fugro.com.hk

MaterialLab

Interim Notification of Environmental Quality Limits Exceedances
24hr Water Quality Monitoring

Incident Report on Action Level or Limit Level Non-compliance

Reference No.:	20141015/24/SR13
Project:	CV/2013/04 - Providing Sufficient Water Depth for Kwai Tsing Container Basin and its Approach Channel
Date:	15/10/2014 – 16/10/2014
Time:	15/10/2014 00:00 – 16/10/2014 23:55
Monitoring Location:	SR13 – EMSD Cooling Water Intake for Kwai Chung Hospital
Dissolved Oxygen	
Action Level / Limit Level:	5.28 / 5.22 (6 consecutive monitoring data exceedance)
Measured Level:	Ninety six (96) LL Exceedances: (14/10) 23:35 – (15/10) 15:00 (31), (15/10) 15:25 – (16/10) 23:50 (65)
Action taken / to be taken:	Silt curtain and dredging rate were inspected and confirmed in a proper condition during the period. Monitoring equipment is checked and confirmed without problem.
Possible reason for Action or Limit Level Non-compliance:	Dissolved Oxygen At ebb tide, SR13 was situated at upstream of the Project, the water quality would not be affected by the construction. Routine impact monitoring was carried out on 16/10. At flood tide of routine impact monitoring on 16/10, DO (S&M) at G4 (upstream) was 5.18 mg/L while 5.61 mg/L was recorded at G2 (downstream), no decreasing trend was shown across the Project. The exceedance was not considered due to the project. The exceedance may be caused by influences in the vicinity of the station or changes in ambient conditions.
Remarks:	Dredging works conducted at Portion A of the Project. According to Contractor, dredged rate (in-situ) at Portion A on 15/10 and 16/10 were 2692 m^3/day and 3231 m^3/day respectively. Flood tide: 14/10 18:09 – 15/10 01:02, 15/10 08:52 – 16/10 01:59 Ebb tide: 15/10 01:02 – 15/10 08:52, 16/10 01:59 – 16/10 10:02

Certified by: Colin Yung
Designation: Environmental Team Leader

Signature:

Date: 22/10/2014

The copyright of this document is owned by MateriaLab Consultants Ltd. It may not be reproduced except with prior written approval from the Company.

Station	Timestamp	Temp (°C)	DO (%)	DO (mg/L)	Tur (NTU)	Station	Timestamp	Temp (°C)	DO (%)	DO (mg/L)	Tur (NTU)	Station	Timestamp	Temp (°C)	DO (%)	DO (mg/L)	Tur (NTU)	Station	Timestamp	Temp (°C)	DO (%)	DO (mg/L)	Tur (NTU)
SR4	15/10/2014 0:01	28.38	71.0	4.63	2.5	SR4	15/10/2014 6:01	28.32	67.9	4.44	1.6	SR4	15/10/2014 12:01	28.29	77.4	5.06	4.6	SR4	15/10/2014 18:01	28.39	79.0	5.16	0.9
SR4	15/10/2014 0:06	28.38	70.7	4.62	3.2	SR4	15/10/2014 6:06	28.32	66.4	4.35	2.2	SR4	15/10/2014 12:06	28.31	77.8	5.09	2.8	SR4	15/10/2014 18:06	28.40	80.1	5.23	0.4
SR4	15/10/2014 0:11	28.38	70.5	4.60	2.6	SR4	15/10/2014 6:11	28.33	67.4	4.41	1.3	SR4	15/10/2014 12:11	28.33	76.9	5.02	2.0	SR4	15/10/2014 18:11	28.40	80.0	5.22	0.4
SR4	15/10/2014 0:16	28.38	71.1	4.64	3.3	SR4	15/10/2014 6:16	28.32	66.6	4.36	2.5	SR4	15/10/2014 12:16	28.34	75.4	4.93	2.0	SR4	15/10/2014 18:16	28.40	80.0	5.23	0.5
SR4	15/10/2014 0:21	28.38	70.9	4.63	2.2	SR4	15/10/2014 6:21	28.31	67.4	4.41	4.9	SR4	15/10/2014 12:21	28.35	75.3	4.92	1.6	SR4	15/10/2014 18:21	28.40	79.4	5.18	1.1
SR4	15/10/2014 0:26	28.38	70.4	4.60	2.4	SR4	15/10/2014 6:26	28.32	68.2	4.46	2.3	SR4	15/10/2014 12:26	28.35	75.8	4.95	3.8	SR4	15/10/2014 18:26	28.39	79.4	5.18	0.6
SR4	15/10/2014 0:31	28.35	70.5	4.61	2.0	SR4	15/10/2014 6:31	28.32	68.0	4.45	2.6	SR4	15/10/2014 12:31	28.35	76.2	4.98	3.4	SR4	15/10/2014 18:31	28.39	78.3	5.11	0.9
SR4	15/10/2014 0:36	28.34	70.0	4.57	1.9	SR4	15/10/2014 6:36	28.32	68.2	4.46	3.2	SR4	15/10/2014 12:36	28.36	75.3	4.92	2.9	SR4	15/10/2014 18:36	28.39	78.2	5.11	0.6
SR4	15/10/2014 0:41	28.32	71.4	4.67	1.5	SR4	15/10/2014 6:41	28.33	69.0	4.51	4.9	SR4	15/10/2014 12:41	28.37	76.6	5.00	2.2	SR4	15/10/2014 18:41	28.39	78.8	5.15	1.8
SR4	15/10/2014 0:46	28.31	70.1	4.59	0.7	SR4	15/10/2014 6:46	28.34	68.1	4.45	3.6	SR4	15/10/2014 12:46	28.37	76.3	4.98	3.1	SR4	15/10/2014 18:46	28.39	78.1	5.10	0.9
SR4	15/10/2014 0:51	28.30	71.0	4.65	0.9	SR4	15/10/2014 6:51	28.34	68.8	4.50	2.8	SR4	15/10/2014 12:51	28.37	76.4	4.99	2.0	SR4	15/10/2014 18:51	28.38	77.4	5.05	0.8
SR4	15/10/2014 0:56	28.29	71.8	4.70	2.8	SR4	15/10/2014 6:56	28.34	69.1	4.52	3.8	SR4	15/10/2014 12:56	28.37	75.9	4.96	2.6	SR4	15/10/2014 18:56	28.38	77.8	5.08	1.0
SR4	15/10/2014 1:01	28.30	72.4	4.74	1.1	SR4	15/10/2014 7:01	28.35	69.2	4.52	5.1	SR4	15/10/2014 13:01	28.38	75.8	4.95	2.3	SR4	15/10/2014 19:01	28.38	77.5	5.06	0.9
SR4	15/10/2014 1:06	28.30	72.6	4.75	2.2	SR4	15/10/2014 7:06	28.36	70.3	4.59	3.5	SR4	15/10/2014 13:06	28.39	76.0	4.96	2.9	SR4	15/10/2014 19:06	28.38	77.1	5.03	0.9
SR4	15/10/2014 1:11	28.30	72.4	4.74	1.1	SR4	15/10/2014 7:11	28.36	70.5	4.60	4.2	SR4	15/10/2014 13:11	28.39	75.6	4.93	2.6	SR4	15/10/2014 19:11	28.38	77.3	5.05	0.9
SR4	15/10/2014 1:16	28.29	71.9	4.71	0.7	SR4	15/10/2014 7:16	28.36	69.7	4.55	5.3	SR4	15/10/2014 13:16	28.38	75.7	4.95	2.6	SR4	15/10/2014 19:16	28.38	75.4	4.92	2.9
SR4	15/10/2014 1:21	28.29	70.8	4.63	0.8	SR4	15/10/2014 7:21	28.36	70.0	4.57	4.6	SR4	15/10/2014 13:21	28.40	76.4	4.99	2.8	SR4	15/10/2014 19:21	28.38	77.0	5.03	1.3
SR4	15/10/2014 1:26	28.28	70.4	4.61	0.9	SR4	15/10/2014 7:26	28.36	70.0	4.57	4.6	SR4	15/10/2014 13:26	28.40	76.9	5.02	2.9	SR4	15/10/2014 19:26	28.38	77.3	5.05	0.6
SR4	15/10/2014 1:31	28.29	71.6	4.69	0.9	SR4	15/10/2014 7:31	28.36	71.9	4.69	4.2	SR4	15/10/2014 13:31	28.42	77.1	5.03	2.7	SR4	15/10/2014 19:31	28.38	76.8	5.02	1.0
SR4	15/10/2014 1:36	28.29	70.8	4.63	0.9	SR4	15/10/2014 7:36	28.36	72.2	4.72	4.1	SR4	15/10/2014 13:36	28.41	76.2	4.97	1.6	SR4	15/10/2014 19:36	28.38	77.6	5.07	0.7
SR4	15/10/2014 1:41	28.30	72.0	4.71	1.2	SR4	15/10/2014 7:41	28.36	73.8	4.81	5.6	SR4	15/10/2014 13:41	28.41	76.4	4.99	2.5	SR4	15/10/2014 19:41	28.38	77.2	5.04	0.9
SR4	15/10/2014 1:46	28.29	72.0	4.71	1.3	SR4	15/10/2014 7:46	28.36	73.7	4.81	4.6	SR4	15/10/2014 13:46	28.41	75.6	4.94	1.8	SR4	15/10/2014 19:46	28.38	75.4	4.93	0.5
SR4	15/10/2014 1:51	28.29	70.3	4.60	0.8	SR4	15/10/2014 7:51	28.36	73.7	4.81	5.4	SR4	15/10/2014 13:51	28.40	73.7	4.81	3.8	SR4	15/10/2014 19:51	28.30	71.8	4.70	0.4
SR4	15/10/2014 1:56	28.29	69.8	4.57	0.7	SR4	15/10/2014 7:56	28.36	73.8	4.81	6.2	SR4	15/10/2014 13:56	28.40	72.9	4.76	2.6	SR4	15/10/2014 19:56	28.31	69.6	4.55	0.3
SR4	15/10/2014 2:01	28.30	71.4	4.67	0.7	SR4	15/10/2014 8:01	28.36	73.3	4.78	5.7	SR4	15/10/2014 14:01	28.40	74.5	4.86	2.6	SR4	15/10/2014 20:01	28.34	74.1	4.84	0.9
SR4	15/10/2014 2:06	28.30	71.9	4.70	0.9	SR4	15/10/2014 8:06	28.36	73.9	4.82	3.3	SR4	15/10/2014 14:06	28.41	75.2	4.91	1.9	SR4	15/10/2014 20:06	28.33	74.6	4.88	0.6
SR4	15/10/2014 2:11	28.29	71.0	4.65	1.3	SR4	15/10/2014 8:11	28.36	73.3	4.78	3.2	SR4	15/10/2014 14:11	28.41	75.4	4.92	1.8	SR4	15/10/2014 20:11	28.34	77.7	5.08	0.3
SR4	15/10/2014 2:16	28.30	71.9	4.70	0.8	SR4	15/10/2014 8:16	28.37	73.5	4.80	3.8	SR4	15/10/2014 14:16	28.42	76.0	4.96	1.7	SR4	15/10/2014 20:16	28.34	77.6	5.07	0.3
SR4	15/10/2014 2:21	28.30	72.1	4.72	0.7	SR4	15/10/2014 8:21	28.36	72.8	4.75	3.2	SR4	15/10/2014 14:21	28.42	74.9	4.89	1.7	SR4	15/10/2014 20:21	28.34	77.3	5.06	0.2
SR4	15/10/2014 2:26	28.30	71.0	4.65	0.7	SR4	15/10/2014 8:26	28.36	71.5	4.67	2.8	SR4	15/10/2014 14:26	28.42	75.2	4.91	2.4	SR4	15/10/2014 20:26	28.32	75.8	4.96	0.5
SR4	15/10/2014 2:31	28.30	69.7	4.56	0.4	SR4	15/10/2014 8:31	28.36	72.2	4.72	3.2	SR4	15/10/2014 14:31	28.42	75.1	4.90	2.6	SR4	15/10/2014 20:31	28.30	77.4	5.06	1.2
SR4	15/10/2014 2:36	28.29	70.4	4.61	0.6	SR4	15/10/2014 8:36	28.33	72.4	4.73	4.5	SR4	15/10/2014 14:36	28.43	74.4	4.85	1.8	SR4	15/10/2014 20:36	28.28	76.3	4.99	0.6
SR4	15/10/2014 2:41	28.29	71.6	4.68	0.8	SR4	15/10/2014 8:41	28.35	73.3	4.78	3.8	SR4	15/10/2014 14:41	28.42	74.6	4.87	2.9	SR4	15/10/2014 20:41	28.29	75.7	4.96	0.3
SR4	15/10/2014 2:46	28.30	70.1	4.59	0.5	SR4	15/10/2014 8:46	28.35	73.9	4.82	4.1	SR4	15/10/2014 14:46	28.42	73.9	4.82	1.5	SR4	15/10/2014 20:46	28.30	75.7	4.95	0.2
SR4	15/10/2014 2:51	28.30	70.3	4.60	0.5	SR4	15/10/2014 8:51	28.35	73.3	4.79	3.4	SR4	15/10/2014 14:51	28.42	74.0	4.83	1.5	SR4	15/10/2014 20:51	28.31	74.6	4.88	0.6
SR4	15/10/2014 2:56	28.30	70.0	4.58	0.5	SR4	15/10/2014 8:56	28.36	73.0	4.76	5.9	SR4	15/10/2014 14:56	28.43	73.4	4.79	1.3	SR4	15/10/2014 20:56	28.29	76.5	5.01	0.4
SR4	15/10/2014 3:01	28.30	69.5	4.55	0.4	SR4	15/10/2014 9:01	28.37	74.9	4.89	4.6	SR4	15/10/2014 15:01	28.44	73.5	4.79	1.8	SR4	15/10/2014 21:01	28.29	75.5	4.94	0.2
SR4	15/10/2014 3:06	28.30	69.1	4.52	0.6	SR4	15/10/2014 9:06	28.37	73.2	4.78	2.9	SR4	15/10/2014 15:06	28.43	73.9	4.82	3.5	SR4	15/10/2014 21:06	28.30	77.8	5.09	0.4
SR4	15/10/2014 3:11	28.30	70.0	4.58	0.4	SR4	15/10/2014 9:11	28.36	69.2	4.52	1.9	SR4	15/10/2014 15:11	28.43	73.6	4.80	2.0	SR4	15/10/2014 21:11	28.29	75.8	4.96	0.5
SR4	15/10/2014 3:16	28.30	70.0	4.58	0.4	SR4	15/10/2014 9:16	28.36	71.4	4.66	2.0	SR4	15/10/2014 15:16	28.42	72.6	4.74	0.8	SR4	15/10/2014 21:16	28.29	78.5	5.14	0.4
SR4	15/10/2014 3:21	28.30	69.8	4.57	0.7	SR4	15/10/2014 9:21	28.35	72.8	4.75	2.4	SR4	15/10/2014 15:21	28.42	73.0	4.76	1.5	SR4	15/10/2014 21:21	28.29	79.1	5.18	0.4
SR4	15/10/2014 3:26	28.29	70.0	4.58	0.5	SR4	15/10/2014 9:26	28.35	75.7	4.94	2.5	SR4	15/10/2014 15:26	28.42	72.6	4.74	1.0	SR4	15/10/2014 21:26	28.19	76.7	5.03	0.2
SR4	15/10/2014 3:31	28.29	69.3	4.53	0.8	SR4	15/10/2014 9:31	28.38	74.7	4.88	2.8	SR4	15/10/2014 15:31	28.42	74.0	4.83	3.7	SR4	15/10/2014 21:31	28.22	77.0	5.05	0.1
SR4	15/10/2014 3:36	28.29	68.9	4.51	0.8	SR4	15/10/2014 9:36	28.40	75.7	4.94	2.5	SR4	15/10/2014 15:36	28.42	74.0	4.83	3.7	SR4	15/10/2014 21:36	28.17	77.5	5.09	0.3
SR4	15/10/2014 3:41	28.29	69.4	4.55	0.4	SR4	15/10/2014 9:41	28.36	75.1	4.90	2.0	SR4	15/10/2014 15:41	28.42	71.9	4.69	2.9	SR4	15/10/2014 21:41	28.25	78.1	5.12	0.5
SR4	15/10/2014 3:46	28.29	68.7	4.50	0.8	SR4	15/10/2014 9:46	28.37	76.6	5.00	2.0	SR4	15/10/2014 15:46	28.43	73.3	4.78	2.5	SR4	15/10/2014 21:46	28.29	78.8	5.16	0.1
SR4	15/10/2014 3:51	28.29	68.6	4.49	0.6	SR4	15/10/2014 9:51	28.36	75.7	4.94	2.1	SR4	15/10/2014 15:51	28.43	73.2	4.78	2.7	SR4	15/10/2014 21:51	28.25	77.4	5.07	0.1
SR4	15/10/2014 3:56	28.28	69.3	4.54	0.6	SR4	15/10/2014 9:56	28.37	75.7	4.94	2.7	SR4	15/10/2014 15:56	28.42	73.3	4.79	3.7	SR4	15/10/2014 21:56	28.30	77.4	5.07	0.4
SR4	15/10/2014 4:01	28.28	69.6	4.55	0.6	SR4	15/10/2014 10:01	28.36	76.3	4.99	2.8	SR4	15/10/2014 16:01	28.42	72.0	4.70	5.8	SR4	15/10/2014 22:01	28.31	77.3	5.06	0.3
SR4	15/10/2014 4:06	28.28	68.1	4.46	0.5	SR4	15/10/2014 10:06	28.43	76.2	4.97	2.9	SR4	15/10/2014 16:06	28.41	73.2	4.78	4.3	SR4	15/10/2014 22:06	28.31	77.1	5.05	0.7
SR4	15/10/2014 4:11	28.29	68.6	4.49	1.2	SR4	15/10/2014 10:11	28.39	76.3	4.98	3.8	SR4	15/10/2014 16:11	28.42	71.6	4.67	3.3	SR4	15/10/2014 22:11	28.30	76.8	5.03	0.6
SR4	15/10/2014 4:16	28.28	68.6	4.49	0.9	SR4	15/10/2014 10:16	28.40	74.1	4.84	1.3	SR4	15/10/2014 16:16	28.41	71.3	4.65	5.5	SR4	15/10/2014 22:16	28.33	76.9	5.03	1.0
SR4	15/10/2014 4:21	28.29	69.3	4.54	0.9	SR4	15/10/2014 10:21	28.34	75.4	4.94	1.2	SR4	15/10/2014 16:21	28.41	71.6	4.67	4.2	SR4	15/10/2014 22:21	28.34	77.8	5.09	0.9
SR4	15/10/2014 4:26	28.29	67.8	4.44	0.3	SR4	15/10/2014 10:26	28.33	80.1	5.24	0.7	SR4	15/10/2014 16:26	28.41	71.6	4.67	2.7	SR4	15/10/2014 22:26	28.34	77.2	5.05	1.2
SR4	15/10/2014 4:31	28.29	66.0	4.32	0.9	SR4	15/10/2014 10:31	28.33	79.6	5.21	0.6	SR4	15/10/2014 16:31	28.41	72.6	4.74	3.5	SR4	15/10/2014 22:31	28.38	77.3	5.05	2.5
SR4	15/10/2014 4:36	28.29	67.4	4.41	1.6	SR4	15/10/2014 10:36	28.33	78.7	5.15	0.3	SR4	15/10/2014 16:36	28.41	72.1	4.71	3.7	SR4	15/10/2014 22:36	28.38	77.3	5.05	2.3
SR4	15/10/2014 4:41	28.29	66.6	4.36	1.2	SR4	15/10/2014 10:41	28.32	78.9	5.16	0.3	SR4	15/10/2014 16:41	28.41	70.4	4.59	3.8	SR4	15/10/2014 22:41	28.37	77.3	5.05	2.5
SR4	15/10/2014 4:46	28.29	66.4	4.34	1.1	SR4	15/10/2014 10:46	28.32	80.9	5.29	0.6	SR4	15/10/2014 16:46	28.40	70.7	4.61	3.1	SR4	15/10/2014 22:46	28.35	77.5	5.07	2.1
SR4	15/10/2014 4:51	28.29	67.6	4.43	1.0	SR4	15/10/2014 10:51	28.33	79.9	5.23	0.9	SR4	15/10/2014 16:51	28.39	72.6	4.74	1.3	SR4	15/10/2014 22:51	28.34	77.3	5.05	1.9
SR4	15/10/2014 4:56	28.29	68.7	4.50	1.0	SR4	15/10/2014 10:56	28.32	79.8	5.22	2.0	SR4	15/10/2014 16:56	28.40	77.9	5.09	1.0	SR4	15/10/2014 22:56	28.34	77.4	5.06	1.0
SR4	15/10/2014 5:01	28.30	68.6	4.49	0.8	SR4	15/10/2014 11:01	28.39	79.1	5.18	0.6	SR4	15/10/2014 17:01	28.40	76.9	5.02	2.0	SR4	15/10/2014 23:01	28.33	77.9	5.09	0.8
SR4	15/10/2014 5:06	28.30	68.0	4.45	0.8	SR4	15/10/2014 11:06	28.36	78.7	5.15	0.2	SR4	15/10/2014 17:06	28.40	76.9	5.02	0.8	SR4	15/10/2014 23:06	28.35	77.1	5.04	1.5
SR4	15/10/2014 5:11	28.30	67.9	4.44	0.6	SR4	15/10/2014 11:11	28.36	79.3	5.19	0.2	SR4	15/10/2014 17:11	28.40	77.2	5.04	1.4	SR4	15/10/2014 23:11	28.34	76.3	4.99	1.9
SR4	15/10/2014 5:16	28.30	67.5	4.41	0.8	SR4	15/10/2014 11:16	28.34	80.8	5.29	0.7	SR4	15/10/2014 17:16	28.41	77.1	5.03	1.5	SR4	15/10/2014 23:16	28.36	76.2	4.98	2.6
SR4	15/10/2014 5:21	28.30	67.5	4.41	0.9	SR4	15/10/2014 11:21	28.37	77.3	5.06	1.7	SR4	15/10/2014 17:21	28.41	76.8	5.01	0.8	SR4	15/10/2014 23:21	28.36	77.3	5.05	2.4
SR4	15/10/2014 5:26	28.30	67.6	4.43	0.9	SR4	15/10/2014 11:26	28.35	77.7	5.08	2.0	SR4	15/10/2014 17:26	28.41	75.6	4.94	1.3	SR4	15/10/2014 23:26	28.36	77.4	5.06	2.2
SR4	15/10/2014 5:31	28.30	66.1	4.32	0.9	SR4	15/10/2014 11:31	28.33	79.9	5.23	1.5	SR4	15/10/2014 17:31	28.41	76.2	4.97	1.1	SR4	15/10/2014 23:31	28.36	77.0	5.03	2.1
SR4	15/10/2014 5:36	28.30	67.1	4.39	0.7	SR4	15/10/2014 11:36	28.35	79.2	5.18	2.2	SR4	15/10/2014 17:36	28.41	74.8	4.89	0.9	SR4	15/10/2014 23:36	28.36	76.0	4.96	2.3
SR4	15/10/2014 5:41	28.31	68.1	4.45	1.8	SR4	15/10/2014 11:41	28.34	79.0	5.16	3.7	SR4	15/10/2014 17:41	28.41	73.9	4.82	1.1	SR4	15/10/2014 23:41	28.36	76.2	4.98	1.7
SR4	15/10/2014 5:46	28.31	69.3	4.54	1.3	SR4	15/10/2014 11:46	28.34	79.0	5.16	4.3	SR4	15/10/2014 17:46	28.41	74.4	4.85	1.4	SR4	15/10/2014 23:46	28.35	75.6	4.94	2.0
SR4	15/10/2014 5:51	28.31	68.8	4.50	1.3	SR4	15/10/2014 11:51	28.28	77.9	5.10	5.8	SR4	15/10/2014 17:51	28.39	78.9	5.15	0.5	SR4	15/10/2014 23:51	28.34	75.6	4.94	1.4
SR4	15/10/2014 5:56	28.32	68.4	4.47	1.7	SR4	15/10/2014 11:56	28.29	78.7	5.15	3.8	SR4	15/10/2014 17:56	28.39	79.1	5.17	1.0	SR4	15/10/2014 23:56	28.34	74.9	4.89	1.4

Station	Timestamp	Temp (°C)	DO (%)	DO (mg/L)	Tur (NTU)	Station	Timestamp	Temp (°C)	DO (%)	DO (mg/L)	Tur (NTU)	Station	Timestamp	Temp (°C)	DO (%)	DO (mg/L)	Tur (NTU)	Station	Timestamp	Temp (°C)	DO (%)	DO (mg/L)	Tur (NTU)
SR5	15/10/2014 0:00	28.40	77.5	**5.03**	3.8	SR5	15/10/2014 6:00	27.98	83.8	5.50	1.2	SR5	15/10/2014 12:00	27.89	84.8	5.60	1.4	SR5	15/10/2014 18:00	28.18	81.5	**5.32**	2.2
SR5	15/10/2014 0:05	28.41	77.5	**5.03**	3.8	SR5	15/10/2014 6:05	27.98	83.7	5.49	1.3	SR5	15/10/2014 12:05	27.90	84.8	5.60	1.5	SR5	15/10/2014 18:05	28.22	81.1	**5.29**	3.2
SR5	15/10/2014 0:10	28.42	77.8	**5.05**	3.4	SR5	15/10/2014 6:10	27.99	83.7	5.49	1.2	SR5	15/10/2014 12:10	27.91	83.6	5.52	1.0	SR5	15/10/2014 18:10	28.24	80.8	**5.26**	2.4
SR5	15/10/2014 0:15	28.41	77.5	**5.03**	3.8	SR5	15/10/2014 6:15	27.92	84.2	5.53	1.3	SR5	15/10/2014 12:15	27.91	83.5	5.51	1.4	SR5	15/10/2014 18:15	28.24	80.9	**5.27**	2.2
SR5	15/10/2014 0:20	28.41	77.8	**5.05**	3.7	SR5	15/10/2014 6:20	27.92	84.0	5.52	1.3	SR5	15/10/2014 12:20	27.92	84.0	5.54	1.9	SR5	15/10/2014 18:20	28.24	80.8	**5.26**	2.5
SR5	15/10/2014 0:25	28.41	78.5	**5.09**	3.2	SR5	15/10/2014 6:25	27.89	84.3	5.54	1.3	SR5	15/10/2014 12:25	27.93	83.1	5.48	3.0	SR5	15/10/2014 18:25	28.21	80.8	**5.26**	2.0
SR5	15/10/2014 0:30	28.41	78.1	**5.07**	3.5	SR5	15/10/2014 6:30	27.93	84.3	5.54	1.5	SR5	15/10/2014 12:30	27.95	83.1	5.48	3.8	SR5	15/10/2014 18:30	28.23	80.7	**5.26**	2.1
SR5	15/10/2014 0:35	28.39	76.5	**4.97**	2.9	SR5	15/10/2014 6:35	27.90	85.0	5.59	1.8	SR5	15/10/2014 12:35	27.96	83.6	5.51	3.6	SR5	15/10/2014 18:35	28.25	80.7	**5.25**	2.2
SR5	15/10/2014 0:40	28.33	74.1	**4.82**	2.9	SR5	15/10/2014 6:40	27.82	85.8	5.65	1.6	SR5	15/10/2014 12:40	27.99	82.8	5.45	2.9	SR5	15/10/2014 18:40	28.20	81.8	**5.33**	2.0
SR5	15/10/2014 0:45	28.40	76.8	**4.98**	2.9	SR5	15/10/2014 6:45	27.85	85.4	5.62	1.4	SR5	15/10/2014 12:45	28.00	83.5	5.49	3.2	SR5	15/10/2014 18:45	28.21	79.9	**5.21**	2.1
SR5	15/10/2014 0:50	28.41	76.5	**4.96**	2.9	SR5	15/10/2014 6:50	27.86	85.3	5.62	1.5	SR5	15/10/2014 12:50	28.01	83.1	5.47	3.3	SR5	15/10/2014 18:50	28.21	79.1	**5.16**	2.3
SR5	15/10/2014 0:55	28.42	77.0	**5.00**	3.2	SR5	15/10/2014 6:55	27.84	85.1	5.61	1.5	SR5	15/10/2014 12:55	28.03	82.7	5.44	2.4	SR5	15/10/2014 18:55	28.23	81.1	**5.29**	2.2
SR5	15/10/2014 1:00	28.42	75.3	**4.89**	2.6	SR5	15/10/2014 7:00	27.76	85.2	5.63	1.5	SR5	15/10/2014 13:00	28.04	82.4	5.41	3.3	SR5	15/10/2014 19:00	28.20	80.6	**5.25**	2.0
SR5	15/10/2014 1:05	28.41	74.8	**4.85**	2.8	SR5	15/10/2014 7:05	27.70	85.4	5.65	1.6	SR5	15/10/2014 13:05	28.08	81.1	**5.32**	2.9	SR5	15/10/2014 19:05	28.23	80.5	**5.24**	2.5
SR5	15/10/2014 1:10	28.43	77.2	**5.00**	3.3	SR5	15/10/2014 7:10	27.69	85.3	5.64	1.6	SR5	15/10/2014 13:10	28.11	80.8	**5.30**	3.2	SR5	15/10/2014 19:10	28.20	80.2	**5.23**	1.9
SR5	15/10/2014 1:15	28.42	76.9	**4.98**	3.6	SR5	15/10/2014 7:15	27.73	85.1	5.63	1.7	SR5	15/10/2014 13:15	28.11	80.0	**5.24**	5.6	SR5	15/10/2014 19:15	28.21	79.7	**5.19**	2.6
SR5	15/10/2014 1:20	28.41	76.5	**4.96**	2.9	SR5	15/10/2014 7:20	27.73	85.0	5.62	1.4	SR5	15/10/2014 13:20	28.12	80.8	**5.29**	3.3	SR5	15/10/2014 19:20	28.18	83.2	5.43	2.0
SR5	15/10/2014 1:25	28.41	75.5	**4.89**	3.3	SR5	15/10/2014 7:25	27.69	85.2	5.64	1.6	SR5	15/10/2014 13:25	28.11	81.4	**5.33**	2.7	SR5	15/10/2014 19:25	28.12	83.7	5.48	1.7
SR5	15/10/2014 1:30	28.42	75.9	**4.92**	3.3	SR5	15/10/2014 7:30	27.61	85.2	5.65	1.8	SR5	15/10/2014 13:30	28.12	80.9	**5.30**	2.8	SR5	15/10/2014 19:30	28.12	83.9	5.49	1.6
SR5	15/10/2014 1:35	28.42	76.7	**4.97**	3.6	SR5	15/10/2014 7:35	27.64	85.2	5.64	1.8	SR5	15/10/2014 13:35	28.15	79.8	**5.22**	2.9	SR5	15/10/2014 19:35	28.11	83.9	5.49	1.6
SR5	15/10/2014 1:40	28.42	77.2	**5.00**	3.0	SR5	15/10/2014 7:40	27.56	85.4	5.67	1.9	SR5	15/10/2014 13:40	28.17	80.2	**5.24**	3.1	SR5	15/10/2014 19:40	28.08	83.7	5.48	1.7
SR5	15/10/2014 1:45	28.43	77.4	**5.02**	3.0	SR5	15/10/2014 7:45	27.61	85.2	5.65	1.9	SR5	15/10/2014 13:45	28.19	79.5	**5.19**	3.3	SR5	15/10/2014 19:45	28.07	83.6	5.47	1.5
SR5	15/10/2014 1:50	28.40	75.8	**4.91**	2.7	SR5	15/10/2014 7:50	27.62	85.1	5.64	2.1	SR5	15/10/2014 13:50	28.20	79.5	**5.19**	3.6	SR5	15/10/2014 19:50	28.09	83.2	5.44	1.5
SR5	15/10/2014 1:55	28.42	75.8	**4.91**	2.5	SR5	15/10/2014 7:55	27.54	85.7	5.69	1.9	SR5	15/10/2014 13:55	28.20	79.5	**5.19**	3.2	SR5	15/10/2014 19:55	28.08	83.0	5.44	1.4
SR5	15/10/2014 2:00	28.38	75.7	**4.91**	2.5	SR5	15/10/2014 8:00	27.54	85.6	5.68	2.3	SR5	15/10/2014 14:00	28.21	78.7	**5.14**	3.5	SR5	15/10/2014 20:00	28.12	82.9	5.42	1.5
SR5	15/10/2014 2:05	28.31	76.1	**4.94**	2.4	SR5	15/10/2014 8:05	27.58	85.0	5.64	1.9	SR5	15/10/2014 14:05	28.21	78.7	**5.14**	3.0	SR5	15/10/2014 20:05	28.11	82.7	5.41	1.5
SR5	15/10/2014 2:10	28.34	73.5	**4.77**	2.4	SR5	15/10/2014 8:10	27.59	85.7	5.69	1.8	SR5	15/10/2014 14:10	28.22	78.5	**5.12**	3.1	SR5	15/10/2014 20:10	28.12	82.3	**5.38**	1.6
SR5	15/10/2014 2:15	28.29	75.7	**4.92**	2.1	SR5	15/10/2014 8:15	27.60	85.8	5.69	2.0	SR5	15/10/2014 14:15	28.22	78.7	**5.14**	2.8	SR5	15/10/2014 20:15	28.04	84.5	5.54	1.1
SR5	15/10/2014 2:20	28.32	77.3	**5.02**	2.3	SR5	15/10/2014 8:20	27.62	85.5	5.67	1.7	SR5	15/10/2014 14:20	28.22	78.3	**5.11**	2.9	SR5	15/10/2014 20:20	28.07	83.4	5.46	1.2
SR5	15/10/2014 2:25	28.32	78.0	**5.06**	2.3	SR5	15/10/2014 8:25	27.62	86.4	5.74	1.9	SR5	15/10/2014 14:25	28.22	77.6	**5.07**	2.8	SR5	15/10/2014 20:25	28.11	83.4	5.46	1.3
SR5	15/10/2014 2:30	28.32	78.6	**5.10**	2.2	SR5	15/10/2014 8:30	27.61	86.0	5.71	2.1	SR5	15/10/2014 14:30	28.24	77.5	**5.06**	2.7	SR5	15/10/2014 20:30	28.13	82.8	5.42	1.2
SR5	15/10/2014 2:35	28.30	77.6	**5.04**	2.3	SR5	15/10/2014 8:35	27.62	86.5	5.74	1.9	SR5	15/10/2014 14:35	28.24	77.6	**5.06**	2.4	SR5	15/10/2014 20:35	28.02	84.2	5.52	0.9
SR5	15/10/2014 2:40	28.26	77.4	**5.03**	2.0	SR5	15/10/2014 8:40	27.62	86.4	5.73	1.7	SR5	15/10/2014 14:40	28.24	78.5	**5.12**	2.2	SR5	15/10/2014 20:40	28.06	84.6	5.54	0.9
SR5	15/10/2014 2:45	28.32	77.7	**5.04**	2.1	SR5	15/10/2014 8:45	27.62	86.6	5.75	1.7	SR5	15/10/2014 14:45	28.24	78.1	**5.10**	2.4	SR5	15/10/2014 20:45	28.03	84.6	5.55	1.4
SR5	15/10/2014 2:50	28.34	78.1	**5.07**	2.6	SR5	15/10/2014 8:50	27.61	86.5	5.74	1.9	SR5	15/10/2014 14:50	28.24	78.3	**5.11**	2.6	SR5	15/10/2014 20:50	28.04	84.9	5.57	0.9
SR5	15/10/2014 2:55	28.28	79.8	**5.19**	2.2	SR5	15/10/2014 8:55	27.68	86.9	5.76	1.5	SR5	15/10/2014 14:55	28.25	77.5	**5.06**	2.9	SR5	15/10/2014 20:55	28.04	84.7	5.55	0.9
SR5	15/10/2014 3:00	28.27	80.8	**5.26**	1.9	SR5	15/10/2014 9:00	27.67	86.7	5.75	2.0	SR5	15/10/2014 15:00	28.24	77.8	**5.08**	3.3	SR5	15/10/2014 21:00	28.07	84.0	5.51	1.0
SR5	15/10/2014 3:05	28.21	81.4	**5.30**	1.9	SR5	15/10/2014 9:05	27.71	86.7	5.75	1.4	SR5	15/10/2014 15:05	28.24	78.7	**5.14**	3.4	SR5	15/10/2014 21:05	28.08	83.9	5.49	1.0
SR5	15/10/2014 3:10	28.22	81.3	**5.29**	1.8	SR5	15/10/2014 9:10	27.68	86.5	5.74	2.2	SR5	15/10/2014 15:10	28.25	79.2	**5.17**	2.9	SR5	15/10/2014 21:10	28.06	84.0	5.50	1.0
SR5	15/10/2014 3:15	28.24	81.0	**5.27**	1.9	SR5	15/10/2014 9:15	27.68	86.5	5.74	1.4	SR5	15/10/2014 15:15	28.24	79.0	**5.15**	3.0	SR5	15/10/2014 21:15	28.05	83.9	5.50	1.0
SR5	15/10/2014 3:20	28.22	81.2	**5.29**	1.9	SR5	15/10/2014 9:20	27.68	86.5	5.74	1.7	SR5	15/10/2014 15:20	28.24	79.1	**5.16**	2.7	SR5	15/10/2014 21:20	28.06	84.0	5.50	1.1
SR5	15/10/2014 3:25	28.24	81.4	**5.30**	1.9	SR5	15/10/2014 9:25	27.68	86.4	5.73	1.7	SR5	15/10/2014 15:25	28.24	79.4	**5.18**	2.6	SR5	15/10/2014 21:25	28.06	84.1	5.51	1.1
SR5	15/10/2014 3:30	28.23	81.0	**5.27**	2.0	SR5	15/10/2014 9:30	27.68	86.2	5.72	2.0	SR5	15/10/2014 15:30	28.24	79.3	**5.17**	3.2	SR5	15/10/2014 21:30	28.07	83.8	5.49	1.1
SR5	15/10/2014 3:35	28.24	81.1	**5.28**	1.8	SR5	15/10/2014 9:35	27.67	86.3	5.73	2.0	SR5	15/10/2014 15:35	28.26	78.1	**5.09**	2.7	SR5	15/10/2014 21:35	28.06	84.4	5.53	1.0
SR5	15/10/2014 3:40	28.22	80.9	**5.27**	1.5	SR5	15/10/2014 9:40	27.70	86.7	5.75	1.7	SR5	15/10/2014 15:40	28.25	78.3	**5.10**	3.2	SR5	15/10/2014 21:40	27.99	84.7	5.56	0.8
SR5	15/10/2014 3:45	28.24	80.8	**5.26**	2.0	SR5	15/10/2014 9:45	27.69	86.5	5.74	2.7	SR5	15/10/2014 15:45	28.27	77.0	**5.02**	3.4	SR5	15/10/2014 21:45	27.98	84.5	5.54	0.8
SR5	15/10/2014 3:50	28.24	80.9	**5.27**	2.0	SR5	15/10/2014 9:50	27.71	86.9	5.76	1.5	SR5	15/10/2014 15:50	28.26	77.4	**5.04**	3.1	SR5	15/10/2014 21:50	28.00	84.4	5.54	0.8
SR5	15/10/2014 3:55	28.23	80.8	**5.26**	1.8	SR5	15/10/2014 9:55	27.73	87.3	5.79	1.9	SR5	15/10/2014 15:55	28.28	76.3	**4.97**	2.8	SR5	15/10/2014 21:55	28.04	82.8	5.43	1.2
SR5	15/10/2014 4:00	28.23	80.6	**5.25**	1.8	SR5	15/10/2014 10:00	27.73	86.9	5.76	1.6	SR5	15/10/2014 16:00	28.29	77.8	**5.07**	3.8	SR5	15/10/2014 22:00	28.00	81.0	**5.31**	0.9
SR5	15/10/2014 4:05	28.22	80.3	**5.23**	1.5	SR5	15/10/2014 10:05	27.73	87.0	5.76	1.2	SR5	15/10/2014 16:05	28.29	77.7	**5.06**	3.6	SR5	15/10/2014 22:05	28.01	80.8	**5.30**	0.7
SR5	15/10/2014 4:10	28.21	81.2	**5.30**	1.7	SR5	15/10/2014 10:10	27.75	87.1	5.77	1.7	SR5	15/10/2014 16:10	28.29	77.9	**5.07**	3.7	SR5	15/10/2014 22:10	27.99	82.9	5.44	1.0
SR5	15/10/2014 4:15	28.23	80.8	**5.26**	1.4	SR5	15/10/2014 10:15	27.73	85.6	5.67	2.1	SR5	15/10/2014 16:15	28.28	77.1	**5.02**	3.4	SR5	15/10/2014 22:15	27.98	82.7	5.42	0.9
SR5	15/10/2014 4:20	28.18	81.6	**5.32**	1.7	SR5	15/10/2014 10:20	27.71	85.0	5.64	2.6	SR5	15/10/2014 16:20	28.29	77.1	**5.02**	3.6	SR5	15/10/2014 22:20	27.99	82.0	**5.38**	0.8
SR5	15/10/2014 4:25	28.22	81.2	**5.29**	1.6	SR5	15/10/2014 10:25	27.70	84.7	5.62	1.8	SR5	15/10/2014 16:25	28.30	77.7	**5.06**	3.8	SR5	15/10/2014 22:25	27.97	80.5	**5.28**	0.7
SR5	15/10/2014 4:30	28.22	80.8	**5.27**	1.4	SR5	15/10/2014 10:30	27.82	87.1	5.77	1.1	SR5	15/10/2014 16:30	28.30	77.1	**5.02**	3.7	SR5	15/10/2014 22:30	28.00	80.3	**5.26**	0.9
SR5	15/10/2014 4:35	28.19	81.2	**5.30**	1.5	SR5	15/10/2014 10:35	27.81	88.0	5.83	1.2	SR5	15/10/2014 16:35	28.30	76.9	**5.01**	3.9	SR5	15/10/2014 22:35	28.02	81.4	**5.34**	1.0
SR5	15/10/2014 4:40	28.19	80.7	**5.27**	1.6	SR5	15/10/2014 10:40	27.89	89.1	5.89	1.0	SR5	15/10/2014 16:40	28.31	76.7	**4.99**	4.1	SR5	15/10/2014 22:40	28.01	80.8	**5.30**	1.2
SR5	15/10/2014 4:45	28.11	82.2	**5.37**	1.3	SR5	15/10/2014 10:45	27.81	87.5	5.79	1.1	SR5	15/10/2014 16:45	28.30	77.6	**5.05**	4.5	SR5	15/10/2014 22:45	27.99	79.3	**5.20**	1.4
SR5	15/10/2014 4:50	28.11	82.7	5.41	1.5	SR5	15/10/2014 10:50	27.86	88.0	5.82	1.3	SR5	15/10/2014 16:50	28.31	76.6	**4.98**	4.4	SR5	15/10/2014 22:50	28.03	79.2	**5.19**	1.7
SR5	15/10/2014 4:55	28.10	82.5	5.40	1.2	SR5	15/10/2014 10:55	27.81	87.6	5.80	1.1	SR5	15/10/2014 16:55	28.30	77.1	**5.02**	3.5	SR5	15/10/2014 22:55	28.01	79.3	**5.20**	1.5
SR5	15/10/2014 5:00	28.11	82.5	5.39	1.2	SR5	15/10/2014 11:00	27.76	86.3	5.72	4.4	SR5	15/10/2014 17:00	28.31	75.7	**4.92**	3.5	SR5	15/10/2014 23:00	28.00	79.3	**5.20**	1.5
SR5	15/10/2014 5:05	28.11	82.2	**5.37**	1.6	SR5	15/10/2014 11:05	27.76	86.4	5.72	1.3	SR5	15/10/2014 17:05	28.31	77.2	**5.02**	3.7	SR5	15/10/2014 23:05	27.99	79.8	**5.24**	1.2
SR5	15/10/2014 5:10	28.14	82.4	**5.38**	1.6	SR5	15/10/2014 11:10	27.87	88.4	5.84	1.1	SR5	15/10/2014 17:10	28.31	77.9	**5.07**	3.2	SR5	15/10/2014 23:10	27.98	77.9	**5.11**	1.0
SR5	15/10/2014 5:15	28.10	82.0	**5.36**	1.3	SR5	15/10/2014 11:15	27.78	86.2	5.71	1.3	SR5	15/10/2014 17:15	28.31	77.8	**5.06**	3.4	SR5	15/10/2014 23:15	27.99	77.0	**5.05**	1.3
SR5	15/10/2014 5:20	28.08	83.4	5.46	1.3	SR5	15/10/2014 11:20	27.77	86.6	5.73	1.2	SR5	15/10/2014 17:20	28.31	77.0	**5.01**	3.4	SR5	15/10/2014 23:20	28.04	77.8	**5.09**	1.6
SR5	15/10/2014 5:25	28.07	83.5	5.46	1.3	SR5	15/10/2014 11:25	27.80	86.1	5.70	1.6	SR5	15/10/2014 17:25	28.31	77.4	**5.03**	3.1	SR5	15/10/2014 23:25	28.02	77.6	**5.08**	1.6
SR5	15/10/2014 5:30	28.02	84.3	5.52	1.1	SR5	15/10/2014 11:30	27.76	85.7	5.67	1.7	SR5	15/10/2014 17:30	28.31	76.3	**4.96**	3.3	SR5	15/10/2014 23:30	28.03	77.5	**5.08**	1.5
SR5	15/10/2014 5:35	28.02	84.1	5.51	1.2	SR5	15/10/2014 11:35	27.80	85.4	5.65	1.9	SR5	15/10/2014 17:35	28.32	77.1	**5.01**	3.4	SR5	15/10/2014 23:35	28.09	77.4	**5.07**	1.9
SR5	15/10/2014 5:40	28.03	83.9	5.50	1.2	SR5	15/10/2014 11:40	27.86	85.1	5.63	1.1	SR5	15/10/2014 17:40	28.31	75.2	**4.89**	3.8	SR5	15/10/2014 23:40	28.14	77.6	**5.07**	2.0
SR5	15/10/2014 5:45	28.02	84.1	5.51	1.2	SR5	15/10/2014 11:45	27.86	84.6	5.59	1.3	SR5	15/10/2014 17:45	28.31	76.1	**4.95**	3.5	SR5	15/10/2014 23:45	28.13	77.4	**5.06**	2.1
SR5	15/10/2014 5:50	28.01	83.8	5.50	1.3	SR5	15/10/2014 11:50	27.88	84.5	5.58	1.8	SR5	15/10/2014 17:50	28.32	77.5	**5.03**	3.4	SR5	15/10/2014 23:50	28.09	75.5	**4.94**	1.7
SR5	15/10/2014 5:55	28.00	84.0	5.51	1.6	SR5	15/10/2014 11:55	27.88	84.5	5.58	1.4	SR5	15/10/2014 17:55	28.16	79.3	**5.18**	2.5	SR5	15/10/2014 23:55	27.99	74.2	**4.87**	0.9

Station	Timestamp	Temp (°C)	DO (%)	DO (mg/L)	Tur (NTU)	Station	Timestamp	Temp (°C)	DO (%)	DO (mg/L)	Tur (NTU)	Station	Timestamp	Temp (°C)	DO (%)	DO (mg/L)	Tur (NTU)	Station	Timestamp	Temp (°C)	DO (%)	DO (mg/L)	Tur (NTU)
SR9	15/10/2014 0:00	27.43	80.2	**5.25**	4.3	SR9	15/10/2014 6:00	27.33	85.7	**5.62**	4.7	SR9	15/10/2014 12:00	27.59	86.8	**5.67**	**4.9**	SR9	15/10/2014 18:00	27.68	97.9	6.39	3.8
SR9	15/10/2014 0:05	27.43	79.7	**5.22**	4.6	SR9	15/10/2014 6:05	27.33	85.4	**5.60**	4.6	SR9	15/10/2014 12:05	27.63	87.7	**5.73**	4.7	SR9	15/10/2014 18:05	27.66	97.5	6.36	3.6
SR9	15/10/2014 0:10	27.43	79.5	**5.21**	4.5	SR9	15/10/2014 6:10	27.33	85.4	**5.61**	**6.0**	SR9	15/10/2014 12:10	27.63	87.9	**5.74**	4.6	SR9	15/10/2014 18:10	27.66	97.5	6.37	3.7
SR9	15/10/2014 0:15	27.43	79.6	**5.22**	4.5	SR9	15/10/2014 6:15	27.33	85.7	**5.62**	4.7	SR9	15/10/2014 12:15	27.63	88.0	**5.75**	4.7	SR9	15/10/2014 18:15	27.64	96.1	6.27	3.7
SR9	15/10/2014 0:20	27.43	80.6	**5.28**	4.1	SR9	15/10/2014 6:20	27.33	85.6	**5.61**	4.7	SR9	15/10/2014 12:20	27.73	91.2	**5.95**	3.9	SR9	15/10/2014 18:20	27.66	96.8	6.32	3.6
SR9	15/10/2014 0:25	27.43	81.7	**5.35**	4.6	SR9	15/10/2014 6:25	27.33	85.6	**5.61**	**4.9**	SR9	15/10/2014 12:25	27.69	90.4	**5.90**	4.2	SR9	15/10/2014 18:25	27.66	97.0	6.33	3.5
SR9	15/10/2014 0:30	27.43	83.3	**5.45**	3.8	SR9	15/10/2014 6:30	27.33	84.7	**5.56**	**4.9**	SR9	15/10/2014 12:30	27.72	91.9	5.99	4.0	SR9	15/10/2014 18:30	27.63	95.3	6.22	4.0
SR9	15/10/2014 0:35	27.43	82.5	**5.40**	3.9	SR9	15/10/2014 6:35	27.33	85.3	**5.60**	**6.3**	SR9	15/10/2014 12:35	27.77	92.9	6.05	3.5	SR9	15/10/2014 18:35	27.61	94.7	6.19	3.8
SR9	15/10/2014 0:40	27.42	81.0	**5.30**	3.6	SR9	15/10/2014 6:40	27.33	84.8	**5.57**	4.6	SR9	15/10/2014 12:40	27.78	92.7	6.04	3.6	SR9	15/10/2014 18:40	27.58	93.3	6.10	4.0
SR9	15/10/2014 0:45	27.43	83.2	**5.45**	3.8	SR9	15/10/2014 6:45	27.31	84.0	**5.51**	**4.8**	SR9	15/10/2014 12:45	27.77	92.8	6.04	4.1	SR9	15/10/2014 18:45	27.57	93.3	6.10	3.9
SR9	15/10/2014 0:50	27.42	82.8	**5.42**	3.7	SR9	15/10/2014 6:50	27.31	84.1	**5.52**	**4.8**	SR9	15/10/2014 12:50	27.74	91.6	5.97	4.1	SR9	15/10/2014 18:50	27.58	93.4	6.11	4.1
SR9	15/10/2014 0:55	27.42	82.5	**5.40**	3.7	SR9	15/10/2014 6:55	27.32	84.4	**5.54**	**5.5**	SR9	15/10/2014 12:55	27.78	92.6	6.03	4.0	SR9	15/10/2014 18:55	27.57	93.4	6.11	3.9
SR9	15/10/2014 1:00	27.42	82.6	**5.41**	3.9	SR9	15/10/2014 7:00	27.31	84.6	**5.55**	**5.3**	SR9	15/10/2014 13:00	27.75	93.3	6.08	3.8	SR9	15/10/2014 19:00	27.55	92.3	6.03	4.3
SR9	15/10/2014 1:05	27.41	82.1	**5.38**	4.1	SR9	15/10/2014 7:05	27.30	83.8	**5.50**	**4.8**	SR9	15/10/2014 13:05	27.74	93.4	6.09	3.5	SR9	15/10/2014 19:05	27.54	92.3	6.04	4.0
SR9	15/10/2014 1:10	27.41	81.7	**5.36**	4.2	SR9	15/10/2014 7:10	27.28	83.2	**5.46**	**5.0**	SR9	15/10/2014 13:10	27.74	91.9	5.99	4.5	SR9	15/10/2014 19:10	27.53	91.6	6.00	4.2
SR9	15/10/2014 1:15	27.42	81.4	**5.33**	4.3	SR9	15/10/2014 7:15	27.32	84.2	**5.53**	**5.3**	SR9	15/10/2014 13:15	27.79	93.6	6.09	3.5	SR9	15/10/2014 19:15	27.52	92.0	6.02	4.1
SR9	15/10/2014 1:20	27.40	80.6	**5.28**	4.2	SR9	15/10/2014 7:20	27.29	83.5	**5.48**	**4.9**	SR9	15/10/2014 13:20	27.81	95.0	6.19	3.2	SR9	15/10/2014 19:20	27.50	90.9	**5.95**	4.6
SR9	15/10/2014 1:25	27.40	80.4	**5.27**	4.3	SR9	15/10/2014 7:25	27.31	83.2	**5.46**	**5.8**	SR9	15/10/2014 13:25	27.74	93.7	6.11	3.7	SR9	15/10/2014 19:25	27.49	91.3	5.98	4.2
SR9	15/10/2014 1:30	27.40	80.5	**5.28**	4.5	SR9	15/10/2014 7:30	27.31	83.8	**5.50**	**5.7**	SR9	15/10/2014 13:30	27.78	93.2	6.07	3.3	SR9	15/10/2014 19:30	27.47	90.7	**5.94**	4.2
SR9	15/10/2014 1:35	27.39	80.2	**5.26**	4.7	SR9	15/10/2014 7:35	27.29	83.2	**5.46**	**5.3**	SR9	15/10/2014 13:35	27.79	90.5	**5.90**	3.3	SR9	15/10/2014 19:35	27.47	89.9	**5.89**	4.7
SR9	15/10/2014 1:40	27.37	80.1	**5.25**	4.3	SR9	15/10/2014 7:40	27.31	82.9	**5.44**	**5.0**	SR9	15/10/2014 13:40	27.75	87.5	**5.70**	3.7	SR9	15/10/2014 19:40	27.48	90.8	**5.95**	4.5
SR9	15/10/2014 1:45	27.37	80.2	**5.26**	4.6	SR9	15/10/2014 7:45	27.30	82.4	**5.41**	**4.8**	SR9	15/10/2014 13:45	27.76	89.3	**5.82**	4.0	SR9	15/10/2014 19:45	27.46	89.7	**5.88**	4.3
SR9	15/10/2014 1:50	27.37	81.2	**5.32**	4.2	SR9	15/10/2014 7:50	27.29	84.1	**5.52**	**4.9**	SR9	15/10/2014 13:50	27.70	91.0	**5.94**	4.1	SR9	15/10/2014 19:50	27.45	89.5	**5.87**	4.2
SR9	15/10/2014 1:55	27.37	83.5	**5.48**	4.3	SR9	15/10/2014 7:55	27.29	83.2	**5.46**	**5.1**	SR9	15/10/2014 13:55	27.68	92.6	6.04	**4.8**	SR9	15/10/2014 19:55	27.45	89.4	**5.85**	4.1
SR9	15/10/2014 2:00	27.38	83.8	**5.49**	4.4	SR9	15/10/2014 8:00	27.31	83.6	**5.48**	**6.5**	SR9	15/10/2014 14:00	27.71	94.3	6.15	4.1	SR9	15/10/2014 20:00	27.45	89.5	**5.86**	3.9
SR9	15/10/2014 2:05	27.36	83.9	**5.50**	4.1	SR9	15/10/2014 8:05	27.30	83.2	**5.46**	**5.5**	SR9	15/10/2014 14:05	27.73	93.6	6.10	3.7	SR9	15/10/2014 20:05	27.46	89.7	**5.87**	3.8
SR9	15/10/2014 2:10	27.39	85.0	**5.57**	4.2	SR9	15/10/2014 8:10	27.29	82.6	**5.42**	**5.3**	SR9	15/10/2014 14:10	27.76	93.5	6.09	3.6	SR9	15/10/2014 20:10	27.46	89.6	**5.87**	4.4
SR9	15/10/2014 2:15	27.41	84.8	**5.55**	4.4	SR9	15/10/2014 8:15	27.29	82.3	**5.40**	**5.3**	SR9	15/10/2014 14:15	27.80	92.9	6.05	3.2	SR9	15/10/2014 20:15	27.50	87.8	**5.75**	**5.2**
SR9	15/10/2014 2:20	27.39	84.4	**5.53**	4.3	SR9	15/10/2014 8:20	27.29	82.4	**5.41**	**5.0**	SR9	15/10/2014 14:20	27.77	91.4	**5.95**	3.6	SR9	15/10/2014 20:20	27.49	87.8	**5.75**	4.1
SR9	15/10/2014 2:25	27.37	83.3	**5.46**	4.6	SR9	15/10/2014 8:25	27.30	82.0	**5.38**	**5.2**	SR9	15/10/2014 14:25	27.79	93.2	6.07	3.2	SR9	15/10/2014 20:25	27.47	88.2	**5.77**	4.0
SR9	15/10/2014 2:30	27.39	83.7	**5.49**	4.3	SR9	15/10/2014 8:30	27.29	81.8	**5.37**	**5.2**	SR9	15/10/2014 14:30	27.83	93.2	6.07	3.1	SR9	15/10/2014 20:30	27.47	87.8	**5.75**	4.0
SR9	15/10/2014 2:35	27.39	83.8	**5.50**	**5.2**	SR9	15/10/2014 8:35	27.29	81.3	**5.34**	**5.0**	SR9	15/10/2014 14:35	27.83	92.6	6.02	3.3	SR9	15/10/2014 20:35	27.57	90.5	**5.91**	4.6
SR9	15/10/2014 2:40	27.37	84.0	**5.51**	4.3	SR9	15/10/2014 8:40	27.29	81.6	**5.36**	**5.6**	SR9	15/10/2014 14:40	27.88	94.4	6.14	3.0	SR9	15/10/2014 20:40	27.53	87.9	**5.75**	4.3
SR9	15/10/2014 2:45	27.38	85.0	**5.57**	4.3	SR9	15/10/2014 8:45	27.29	82.0	**5.39**	**5.4**	SR9	15/10/2014 14:45	27.89	95.5	6.21	3.2	SR9	15/10/2014 20:45	27.50	86.9	**5.69**	3.9
SR9	15/10/2014 2:50	27.39	84.4	**5.53**	4.1	SR9	15/10/2014 8:50	27.30	82.1	**5.39**	**5.3**	SR9	15/10/2014 14:50	27.88	94.2	6.12	2.9	SR9	15/10/2014 20:50	27.51	87.0	**5.69**	3.6
SR9	15/10/2014 2:55	27.39	84.4	**5.53**	4.0	SR9	15/10/2014 8:55	27.30	81.2	**5.33**	**5.4**	SR9	15/10/2014 14:55	27.90	95.2	6.19	2.9	SR9	15/10/2014 20:55	27.55	87.4	**5.71**	4.1
SR9	15/10/2014 3:00	27.39	85.3	**5.59**	4.3	SR9	15/10/2014 9:00	27.31	81.9	**5.37**	**5.1**	SR9	15/10/2014 15:00	27.89	94.5	6.14	3.3	SR9	15/10/2014 21:00	27.54	87.0	**5.69**	4.0
SR9	15/10/2014 3:05	27.40	86.3	**5.65**	4.0	SR9	15/10/2014 9:05	27.31	81.9	**5.38**	**5.4**	SR9	15/10/2014 15:05	27.91	96.5	6.27	3.1	SR9	15/10/2014 21:05	27.54	87.0	**5.69**	4.5
SR9	15/10/2014 3:10	27.39	86.1	**5.64**	3.8	SR9	15/10/2014 9:10	27.33	82.7	**5.43**	**6.3**	SR9	15/10/2014 15:10	27.85	93.9	6.11	3.5	SR9	15/10/2014 21:10	27.46	87.6	**5.74**	4.3
SR9	15/10/2014 3:15	27.41	86.5	**5.66**	**5.0**	SR9	15/10/2014 9:15	27.32	82.0	**5.38**	**5.9**	SR9	15/10/2014 15:15	27.86	95.2	6.19	3.1	SR9	15/10/2014 21:15	27.48	86.8	**5.68**	4.2
SR9	15/10/2014 3:20	27.38	86.4	**5.66**	4.1	SR9	15/10/2014 9:20	27.33	81.5	**5.35**	**5.6**	SR9	15/10/2014 15:20	27.87	95.4	6.20	3.0	SR9	15/10/2014 21:20	27.47	85.9	**5.63**	3.8
SR9	15/10/2014 3:25	27.36	86.2	**5.65**	3.5	SR9	15/10/2014 9:25	27.34	81.5	**5.34**	**7.5**	SR9	15/10/2014 15:25	27.80	93.0	6.05	3.5	SR9	15/10/2014 21:25	27.50	84.9	**5.55**	4.2
SR9	15/10/2014 3:30	27.38	85.9	**5.63**	3.7	SR9	15/10/2014 9:30	27.34	82.6	**5.42**	**5.6**	SR9	15/10/2014 15:30	27.78	92.4	6.02	3.7	SR9	15/10/2014 21:30	27.48	86.1	**5.64**	4.5
SR9	15/10/2014 3:35	27.40	86.0	**5.63**	3.8	SR9	15/10/2014 9:35	27.34	83.1	**5.45**	**5.7**	SR9	15/10/2014 15:35	27.80	94.4	6.15	3.1	SR9	15/10/2014 21:35	27.47	87.0	**5.70**	4.4
SR9	15/10/2014 3:40	27.40	86.1	**5.64**	4.7	SR9	15/10/2014 9:40	27.35	83.3	**5.46**	**5.6**	SR9	15/10/2014 15:40	27.78	93.5	6.09	3.5	SR9	15/10/2014 21:40	27.47	88.5	**5.80**	4.6
SR9	15/10/2014 3:45	27.40	85.8	**5.62**	4.4	SR9	15/10/2014 9:45	27.35	83.0	**5.44**	**5.2**	SR9	15/10/2014 15:45	27.75	95.0	6.19	3.7	SR9	15/10/2014 21:45	27.47	87.5	**5.73**	**4.8**
SR9	15/10/2014 3:50	27.40	85.7	**5.61**	4.4	SR9	15/10/2014 9:50	27.34	80.9	**5.31**	**7.6**	SR9	15/10/2014 15:50	27.74	96.7	6.30	3.9	SR9	15/10/2014 21:50	27.47	87.6	**5.74**	**5.0**
SR9	15/10/2014 3:55	27.39	85.7	**5.62**	4.2	SR9	15/10/2014 9:55	27.35	80.5	**5.28**	**7.9**	SR9	15/10/2014 15:55	27.79	97.8	6.37	3.4	SR9	15/10/2014 21:55	27.46	88.4	**5.79**	4.5
SR9	15/10/2014 4:00	27.36	88.7	**5.82**	3.8	SR9	15/10/2014 10:00	27.35	79.4	**5.21**	**8.2**	SR9	15/10/2014 16:00	27.80	97.3	6.33	4.1	SR9	15/10/2014 22:00	27.47	87.9	**5.76**	**4.9**
SR9	15/10/2014 4:05	27.35	89.2	**5.85**	4.2	SR9	15/10/2014 10:05	27.36	78.4	**5.14**	**8.7**	SR9	15/10/2014 16:05	27.82	96.6	6.29	3.3	SR9	15/10/2014 22:05	27.45	87.0	**5.70**	4.7
SR9	15/10/2014 4:10	27.37	88.9	**5.83**	3.5	SR9	15/10/2014 10:10	27.36	78.0	**5.12**	**8.9**	SR9	15/10/2014 16:10	27.79	96.2	6.27	3.8	SR9	15/10/2014 22:10	27.46	84.1	**5.51**	4.7
SR9	15/10/2014 4:15	27.38	89.0	**5.83**	3.7	SR9	15/10/2014 10:15	27.39	78.9	**5.17**	**7.1**	SR9	15/10/2014 16:15	27.71	93.4	6.09	4.3	SR9	15/10/2014 22:15	27.47	82.4	**5.39**	**5.6**
SR9	15/10/2014 4:20	27.37	88.5	**5.80**	3.6	SR9	15/10/2014 10:20	27.40	79.4	**5.20**	**6.6**	SR9	15/10/2014 16:20	27.64	91.6	5.98	4.7	SR9	15/10/2014 22:20	27.46	83.8	**5.49**	**5.6**
SR9	15/10/2014 4:25	27.36	88.5	**5.80**	3.8	SR9	15/10/2014 10:25	27.37	78.5	**5.14**	**7.6**	SR9	15/10/2014 16:25	27.74	94.5	6.16	4.1	SR9	15/10/2014 22:25	27.47	82.4	**5.39**	**6.1**
SR9	15/10/2014 4:30	27.35	88.3	**5.79**	4.3	SR9	15/10/2014 10:30	27.40	80.5	**5.28**	**6.9**	SR9	15/10/2014 16:30	27.59	89.1	**5.82**	**4.9**	SR9	15/10/2014 22:30	27.47	82.5	**5.40**	**6.6**
SR9	15/10/2014 4:35	27.38	88.3	**5.79**	4.3	SR9	15/10/2014 10:35	27.39	79.9	**5.24**	**6.6**	SR9	15/10/2014 16:35	27.61	91.4	5.97	4.6	SR9	15/10/2014 22:35	27.52	78.8	**5.15**	**9.5**
SR9	15/10/2014 4:40	27.36	87.9	**5.76**	3.8	SR9	15/10/2014 10:40	27.44	82.8	**5.42**	**5.9**	SR9	15/10/2014 16:40	27.68	94.2	6.15	4.0	SR9	15/10/2014 22:40	27.49	79.0	**5.17**	**8.2**
SR9	15/10/2014 4:45	27.36	88.0	**5.77**	4.3	SR9	15/10/2014 10:45	27.45	84.4	**5.53**	**5.9**	SR9	15/10/2014 16:45	27.61	93.3	6.09	**4.9**	SR9	15/10/2014 22:45	27.46	79.3	**5.19**	**7.8**
SR9	15/10/2014 4:50	27.36	87.8	**5.76**	4.1	SR9	15/10/2014 10:50	27.49	85.2	**5.58**	**5.4**	SR9	15/10/2014 16:50	27.68	95.5	6.23	4.2	SR9	15/10/2014 22:50	27.47	78.8	**5.16**	**7.6**
SR9	15/10/2014 4:55	27.33	86.9	**5.70**	3.8	SR9	15/10/2014 10:55	27.44	83.9	**5.49**	**6.0**	SR9	15/10/2014 16:55	27.70	95.9	6.26	4.1	SR9	15/10/2014 22:55	27.49	77.0	**5.04**	**8.6**
SR9	15/10/2014 5:00	27.36	87.2	**5.72**	4.5	SR9	15/10/2014 11:00	27.45	84.1	**5.51**	**5.3**	SR9	15/10/2014 17:00	27.65	95.3	6.22	4.3	SR9	15/10/2014 23:00	27.49	76.5	**5.01**	**8.9**
SR9	15/10/2014 5:05	27.35	86.8	**5.70**	4.1	SR9	15/10/2014 11:05	27.44	83.9	**5.50**	**5.9**	SR9	15/10/2014 17:05	27.65	95.9	6.26	4.1	SR9	15/10/2014 23:05	27.50	75.2	**4.92**	**10.2**
SR9	15/10/2014 5:10	27.35	87.1	**5.71**	4.1	SR9	15/10/2014 11:10	27.43	83.2	**5.45**	**6.9**	SR9	15/10/2014 17:10	27.58	93.6	6.12	4.5	SR9	15/10/2014 23:10	27.48	75.3	**4.93**	**9.5**
SR9	15/10/2014 5:15	27.34	86.8	**5.69**	**5.0**	SR9	15/10/2014 11:15	27.44	81.9	**5.36**	**6.7**	SR9	15/10/2014 17:15	27.61	93.8	6.12	4.4	SR9	15/10/2014 23:15	27.50	75.9	**4.96**	**9.4**
SR9	15/10/2014 5:20	27.36	86.6	**5.68**	4.0	SR9	15/10/2014 11:20	27.47	82.7	**5.41**	**6.2**	SR9	15/10/2014 17:20	27.61	93.9	6.13	4.0	SR9	15/10/2014 23:20	27.50	74.7	**4.89**	**11.5**
SR9	15/10/2014 5:25	27.37	86.4	**5.67**	4.4	SR9	15/10/2014 11:25	27.48	82.2	**5.38**	**6.0**	SR9	15/10/2014 17:25	27.61	94.6	6.18	3.8	SR9	15/10/2014 23:25	27.50	74.8	**4.90**	**10.3**
SR9	15/10/2014 5:30	27.35	86.4	**5.67**	4.2	SR9	15/10/2014 11:30	27.51	84.6	**5.53**	**6.1**	SR9	15/10/2014 17:30	27.60	94.0	6.14	3.7	SR9	15/10/2014 23:30	27.50	74.9	**4.90**	**10.1**
SR9	15/10/2014 5:35	27.34	86.1	**5.65**	4.2	SR9	15/10/2014 11:35	27.50	84.0	**5.50**	**5.7**	SR9	15/10/2014 17:35	27.62	94.8	6.19	4.1	SR9	15/10/2014 23:35	27.51	74.1	**4.85**	**10.2**
SR9	15/10/2014 5:40	27.35	86.4	**5.67**	4.4	SR9	15/10/2014 11:40	27.53	84.6	**5.53**	**5.1**	SR9	15/10/2014 17:40	27.65	95.7	6.24	3.9	SR9	15/10/2014 23:40	27.51	76.8	**5.02**	**9.7**
SR9	15/10/2014 5:45	27.31	86.0	**5.64**	4.5	SR9	15/10/2014 11:45	27.58	85.8	**5.60**	**5.1**	SR9	15/10/2014 17:45	27.67	97.5	6.36	3.9	SR9	15/10/2014 23:45	27.50	73.7	**4.82**	**10.3**
SR9	15/10/2014 5:50	27.35	86.4	**5.67**	4.5	SR9	15/10/2014 11:50	27.54	85.8	**5.61**	**5.3**	SR9	15/10/2014 17:50	27.67	96.3	6.28	3.9	SR9	15/10/2014 23:50	27.50	73.7	**4.82**	**9.9**
SR9	15/10/2014 5:55	27.35	86.2	**5.65**	4.4	SR9	15/10/2014 11:55	27.57	85.8	**5.61**	**5.2**	SR9	15/10/2014 17:55	27.69	97.8	6.38	3.8	SR9	15/10/2014 23:55	27.50	78.0	**5.11**	**8.8**

Station	Timestamp	Temp (°C)	DO (%)	DO (mg/L)	Tur (NTU)	Station	Timestamp	Temp (°C)	DO (%)	DO (mg/L)	Tur (NTU)	Station	Timestamp	Temp (°C)	DO (%)	DO (mg/L)	Tur (NTU)	Station	Timestamp	Temp (°C)	DO (%)	DO (mg/L)	Tur (NTU)
SR10	15/10/2014 0:00	28.32	84.9	**5.53**	2.7	SR10	15/10/2014 6:00	28.26	78.4	**5.12**	3.4	SR10	15/10/2014 12:00	28.28	82.8	**5.42**	1.3	SR10	15/10/2014 18:00	28.23	74.0	**4.85**	2.8
SR10	15/10/2014 0:05	28.31	85.3	**5.56**	2.2	SR10	15/10/2014 6:05	28.25	80.2	**5.24**	2.9	SR10	15/10/2014 12:05	28.26	81.9	**5.37**	1.5	SR10	15/10/2014 18:05	28.23	76.0	**4.98**	2.2
SR10	15/10/2014 0:10	28.32	85.2	**5.56**	2.5	SR10	15/10/2014 6:10	28.24	80.7	**5.27**	2.8	SR10	15/10/2014 12:10	28.30	83.4	**5.46**	1.3	SR10	15/10/2014 18:10	28.24	76.9	**5.04**	2.2
SR10	15/10/2014 0:15	28.30	84.9	**5.54**	2.8	SR10	15/10/2014 6:15	28.24	82.1	**5.36**	3.2	SR10	15/10/2014 12:15	28.31	85.3	**5.59**	1.3	SR10	15/10/2014 18:15	28.25	79.2	**5.19**	2.0
SR10	15/10/2014 0:20	28.31	84.9	**5.53**	2.7	SR10	15/10/2014 6:20	28.24	79.6	**5.20**	3.2	SR10	15/10/2014 12:20	28.29	85.2	**5.58**	1.6	SR10	15/10/2014 18:20	28.26	81.2	**5.31**	2.0
SR10	15/10/2014 0:25	28.31	85.0	**5.55**	3.7	SR10	15/10/2014 6:25	28.25	77.9	**5.09**	3.2	SR10	15/10/2014 12:25	28.31	83.1	**5.44**	1.5	SR10	15/10/2014 18:25	28.25	83.3	**5.45**	1.9
SR10	15/10/2014 0:30	28.30	85.2	**5.56**	2.5	SR10	15/10/2014 6:30	28.24	79.0	**5.16**	3.0	SR10	15/10/2014 12:30	28.27	82.4	**5.40**	1.9	SR10	15/10/2014 18:30	28.29	84.6	**5.54**	2.3
SR10	15/10/2014 0:35	28.30	85.6	**5.58**	2.3	SR10	15/10/2014 6:35	28.23	79.6	**5.20**	3.3	SR10	15/10/2014 12:35	28.27	82.0	**5.37**	1.3	SR10	15/10/2014 18:35	28.27	80.7	**5.28**	2.0
SR10	15/10/2014 0:40	28.29	85.6	**5.59**	2.4	SR10	15/10/2014 6:40	28.24	77.8	**5.08**	2.8	SR10	15/10/2014 12:40	28.24	79.3	**5.19**	1.3	SR10	15/10/2014 18:40	28.27	79.9	**5.23**	1.9
SR10	15/10/2014 0:45	28.30	85.5	**5.57**	2.3	SR10	15/10/2014 6:45	28.24	77.9	**5.09**	3.4	SR10	15/10/2014 12:45	28.24	82.8	**5.42**	1.3	SR10	15/10/2014 18:45	28.28	78.9	**5.17**	2.5
SR10	15/10/2014 0:50	28.30	85.3	**5.57**	2.0	SR10	15/10/2014 6:50	28.25	77.5	**5.06**	3.9	SR10	15/10/2014 12:50	28.27	85.8	**5.62**	1.5	SR10	15/10/2014 18:50	28.27	75.3	**4.93**	2.0
SR10	15/10/2014 0:55	28.29	85.2	**5.56**	2.6	SR10	15/10/2014 6:55	28.24	78.2	**5.11**	3.8	SR10	15/10/2014 12:55	28.24	81.6	**5.35**	1.4	SR10	15/10/2014 18:55	28.27	76.8	**5.03**	1.9
SR10	15/10/2014 1:00	28.30	85.2	**5.56**	2.5	SR10	15/10/2014 7:00	28.24	78.1	**5.10**	**6.1**	SR10	15/10/2014 13:00	28.25	78.5	**5.15**	1.8	SR10	15/10/2014 19:00	28.27	73.1	**4.78**	2.0
SR10	15/10/2014 1:05	28.30	85.1	**5.55**	2.4	SR10	15/10/2014 7:05	28.22	81.7	**5.34**	3.0	SR10	15/10/2014 13:05	28.25	79.8	**5.23**	1.4	SR10	15/10/2014 19:05	28.26	72.1	**4.72**	1.9
SR10	15/10/2014 1:10	28.31	85.4	**5.57**	2.3	SR10	15/10/2014 7:10	28.23	81.4	**5.32**	3.3	SR10	15/10/2014 13:10	28.26	78.5	**5.14**	1.4	SR10	15/10/2014 19:10	28.24	75.0	**4.91**	1.7
SR10	15/10/2014 1:15	28.32	85.8	**5.60**	2.4	SR10	15/10/2014 7:15	28.15	84.1	**5.51**	2.5	SR10	15/10/2014 13:15	28.26	79.6	**5.21**	1.3	SR10	15/10/2014 19:15	28.23	74.7	**4.90**	1.8
SR10	15/10/2014 1:20	28.31	85.7	**5.59**	2.5	SR10	15/10/2014 7:20	28.13	83.7	**5.49**	2.2	SR10	15/10/2014 13:20	28.24	80.3	**5.26**	1.4	SR10	15/10/2014 19:20	28.24	71.4	**4.68**	1.9
SR10	15/10/2014 1:25	28.31	85.1	**5.55**	2.3	SR10	15/10/2014 7:25	28.12	83.7	**5.49**	1.8	SR10	15/10/2014 13:25	28.24	83.2	**5.46**	1.5	SR10	15/10/2014 19:25	28.23	71.5	**4.69**	1.9
SR10	15/10/2014 1:30	28.30	84.7	**5.52**	2.2	SR10	15/10/2014 7:30	28.13	83.8	**5.49**	2.2	SR10	15/10/2014 13:30	28.25	85.6	**5.61**	1.7	SR10	15/10/2014 19:30	28.23	72.5	**4.75**	1.6
SR10	15/10/2014 1:35	28.31	83.9	**5.47**	2.4	SR10	15/10/2014 7:35	28.13	83.8	**5.49**	2.2	SR10	15/10/2014 13:35	28.24	83.7	**5.49**	1.9	SR10	15/10/2014 19:35	28.24	79.3	**5.20**	1.9
SR10	15/10/2014 1:40	28.30	82.2	**5.36**	2.9	SR10	15/10/2014 7:40	28.09	83.8	**5.50**	2.1	SR10	15/10/2014 13:40	28.23	85.0	**5.57**	1.2	SR10	15/10/2014 19:40	28.23	72.9	**4.78**	1.7
SR10	15/10/2014 1:45	28.31	81.5	**5.32**	2.8	SR10	15/10/2014 7:45	28.12	83.8	**5.49**	2.2	SR10	15/10/2014 13:45	28.22	79.3	**5.20**	1.6	SR10	15/10/2014 19:45	28.24	74.5	**4.88**	1.7
SR10	15/10/2014 1:50	28.30	81.4	**5.31**	3.0	SR10	15/10/2014 7:50	28.15	83.6	**5.48**	2.3	SR10	15/10/2014 13:50	28.30	82.0	**5.37**	1.2	SR10	15/10/2014 19:50	28.24	73.0	**4.79**	1.7
SR10	15/10/2014 1:55	28.30	81.4	**5.31**	2.8	SR10	15/10/2014 7:55	28.14	83.6	**5.48**	2.4	SR10	15/10/2014 13:55	28.26	81.0	**5.31**	1.3	SR10	15/10/2014 19:55	28.24	76.2	**4.99**	2.0
SR10	15/10/2014 2:00	28.30	81.5	**5.32**	2.9	SR10	15/10/2014 8:00	28.10	83.5	**5.47**	2.7	SR10	15/10/2014 14:00	28.23	84.5	**5.54**	1.7	SR10	15/10/2014 20:00	28.22	75.4	**4.95**	1.8
SR10	15/10/2014 2:05	28.29	79.1	**5.16**	3.0	SR10	15/10/2014 8:05	28.11	83.4	**5.47**	3.2	SR10	15/10/2014 14:05	28.22	81.5	**5.35**	1.4	SR10	15/10/2014 20:05	28.23	73.0	**4.78**	1.8
SR10	15/10/2014 2:10	28.29	79.3	**5.18**	3.7	SR10	15/10/2014 8:10	28.10	83.4	**5.48**	2.2	SR10	15/10/2014 14:10	28.22	83.7	**5.49**	1.4	SR10	15/10/2014 20:10	28.21	77.4	**5.07**	1.8
SR10	15/10/2014 2:15	28.29	78.1	**5.09**	2.5	SR10	15/10/2014 8:15	28.11	83.3	**5.47**	2.3	SR10	15/10/2014 14:15	28.23	82.3	**5.40**	1.2	SR10	15/10/2014 20:15	28.21	76.8	**5.04**	1.7
SR10	15/10/2014 2:20	28.29	77.7	**5.07**	2.5	SR10	15/10/2014 8:20	28.08	83.5	**5.48**	2.5	SR10	15/10/2014 14:20	28.23	80.9	**5.30**	1.9	SR10	15/10/2014 20:20	28.20	75.0	**4.92**	1.8
SR10	15/10/2014 2:25	28.31	76.6	**5.00**	3.3	SR10	15/10/2014 8:25	28.05	83.3	**5.47**	2.6	SR10	15/10/2014 14:25	28.21	79.5	**5.22**	1.8	SR10	15/10/2014 20:25	28.21	75.0	**4.92**	2.0
SR10	15/10/2014 2:30	28.30	77.2	**5.04**	2.9	SR10	15/10/2014 8:30	28.08	83.0	**5.45**	2.7	SR10	15/10/2014 14:30	28.23	79.7	**5.23**	1.6	SR10	15/10/2014 20:30	28.19	75.8	**4.97**	1.7
SR10	15/10/2014 2:35	28.30	77.5	**5.06**	3.0	SR10	15/10/2014 8:35	28.12	82.7	**5.42**	2.6	SR10	15/10/2014 14:35	28.24	78.3	**5.13**	1.5	SR10	15/10/2014 20:35	28.17	79.8	**5.24**	1.6
SR10	15/10/2014 2:40	28.30	77.0	**5.03**	3.1	SR10	15/10/2014 8:40	28.07	83.2	**5.46**	2.8	SR10	15/10/2014 14:40	28.27	79.3	**5.19**	1.2	SR10	15/10/2014 20:40	28.16	78.1	**5.13**	1.6
SR10	15/10/2014 2:45	28.31	78.8	**5.14**	3.4	SR10	15/10/2014 8:45	28.05	83.2	**5.47**	2.7	SR10	15/10/2014 14:45	28.25	77.4	**5.07**	1.6	SR10	15/10/2014 20:45	28.18	75.1	**4.93**	1.9
SR10	15/10/2014 2:50	28.31	76.3	**4.98**	3.6	SR10	15/10/2014 8:50	28.03	83.2	**5.47**	2.6	SR10	15/10/2014 14:50	28.27	78.7	**5.16**	1.5	SR10	15/10/2014 20:50	28.14	79.4	**5.22**	1.7
SR10	15/10/2014 2:55	28.31	73.5	**4.80**	3.3	SR10	15/10/2014 8:55	28.06	83.2	**5.47**	2.4	SR10	15/10/2014 14:55	28.27	81.7	**5.35**	1.6	SR10	15/10/2014 20:55	28.15	80.2	**5.27**	1.7
SR10	15/10/2014 3:00	28.30	75.0	**4.89**	2.8	SR10	15/10/2014 9:00	28.09	82.8	**5.44**	2.8	SR10	15/10/2014 15:00	28.25	77.7	**5.09**	1.9	SR10	15/10/2014 21:00	28.13	82.2	**5.40**	1.6
SR10	15/10/2014 3:05	28.30	76.0	**4.96**	3.1	SR10	15/10/2014 9:05	28.09	83.2	**5.46**	2.5	SR10	15/10/2014 15:05	28.25	79.1	**5.18**	1.6	SR10	15/10/2014 21:05	28.12	83.4	**5.48**	1.8
SR10	15/10/2014 3:10	28.32	77.9	**5.08**	**5.7**	SR10	15/10/2014 9:10	28.05	83.2	**5.47**	2.4	SR10	15/10/2014 15:10	28.26	78.0	**5.11**	1.7	SR10	15/10/2014 21:10	28.12	83.9	**5.51**	1.6
SR10	15/10/2014 3:15	28.31	77.2	**5.04**	3.6	SR10	15/10/2014 9:15	28.05	83.3	**5.47**	2.8	SR10	15/10/2014 15:15	28.26	81.5	**5.34**	2.9	SR10	15/10/2014 21:15	28.13	84.1	**5.53**	1.9
SR10	15/10/2014 3:20	28.31	80.4	**5.25**	3.1	SR10	15/10/2014 9:20	28.08	83.2	**5.47**	2.9	SR10	15/10/2014 15:20	28.27	83.6	**5.48**	2.0	SR10	15/10/2014 21:20	28.12	84.6	**5.56**	1.9
SR10	15/10/2014 3:25	28.30	83.1	**5.43**	2.6	SR10	15/10/2014 9:25	28.09	82.8	**5.44**	2.6	SR10	15/10/2014 15:25	28.27	79.9	**5.24**	2.7	SR10	15/10/2014 21:25	28.14	84.0	**5.52**	1.9
SR10	15/10/2014 3:30	28.29	82.4	**5.38**	2.6	SR10	15/10/2014 9:30	28.06	83.4	**5.48**	2.5	SR10	15/10/2014 15:30	28.26	80.4	**5.27**	2.6	SR10	15/10/2014 21:30	28.13	83.8	**5.50**	2.3
SR10	15/10/2014 3:35	28.29	83.3	**5.44**	2.4	SR10	15/10/2014 9:35	28.10	83.1	**5.45**	2.4	SR10	15/10/2014 15:35	28.25	80.0	**5.25**	2.4	SR10	15/10/2014 21:35	28.14	81.8	**5.37**	3.5
SR10	15/10/2014 3:40	28.28	83.6	**5.46**	2.6	SR10	15/10/2014 9:40	28.08	83.2	**5.46**	2.3	SR10	15/10/2014 15:40	28.28	76.9	**5.04**	2.1	SR10	15/10/2014 21:40	28.15	79.7	**5.23**	3.7
SR10	15/10/2014 3:45	28.29	82.7	**5.40**	3.0	SR10	15/10/2014 9:45	28.09	83.2	**5.46**	2.9	SR10	15/10/2014 15:45	28.30	76.1	**4.99**	2.0	SR10	15/10/2014 21:45	28.07	83.9	**5.52**	3.2
SR10	15/10/2014 3:50	28.29	82.2	**5.37**	2.5	SR10	15/10/2014 9:50	28.10	83.6	**5.49**	2.2	SR10	15/10/2014 15:50	28.29	72.0	**4.72**	2.0	SR10	15/10/2014 21:50	28.06	83.7	**5.50**	3.4
SR10	15/10/2014 3:55	28.29	78.9	**5.15**	3.2	SR10	15/10/2014 9:55	28.10	83.6	**5.48**	3.1	SR10	15/10/2014 15:55	28.30	71.8	**4.71**	2.6	SR10	15/10/2014 21:55	28.10	83.9	**5.51**	3.2
SR10	15/10/2014 4:00	28.29	79.9	**5.22**	2.8	SR10	15/10/2014 10:00	28.14	84.2	**5.52**	2.8	SR10	15/10/2014 16:00	28.29	71.9	**4.71**	1.9	SR10	15/10/2014 22:00	28.02	82.8	**5.44**	3.9
SR10	15/10/2014 4:05	28.29	82.8	**5.41**	3.0	SR10	15/10/2014 10:05	28.15	83.7	**5.49**	2.7	SR10	15/10/2014 16:05	28.29	75.9	**4.98**	2.1	SR10	15/10/2014 22:05	27.96	82.5	**5.43**	4.3
SR10	15/10/2014 4:10	28.29	79.6	**5.20**	3.4	SR10	15/10/2014 10:10	28.14	83.4	**5.47**	2.6	SR10	15/10/2014 16:10	28.29	79.0	**5.18**	2.0	SR10	15/10/2014 22:10	27.97	81.4	**5.36**	4.5
SR10	15/10/2014 4:15	28.29	81.9	**5.34**	3.9	SR10	15/10/2014 10:15	28.15	83.3	**5.46**	2.7	SR10	15/10/2014 16:15	28.29	71.1	**4.66**	2.8	SR10	15/10/2014 22:15	28.06	79.2	**5.20**	3.4
SR10	15/10/2014 4:20	28.30	81.0	**5.29**	3.2	SR10	15/10/2014 10:20	28.14	83.3	**5.46**	2.9	SR10	15/10/2014 16:20	28.28	72.1	**4.72**	3.2	SR10	15/10/2014 22:20	28.05	80.6	**5.30**	3.4
SR10	15/10/2014 4:25	28.29	81.5	**5.32**	3.5	SR10	15/10/2014 10:25	28.14	82.4	**5.41**	4.1	SR10	15/10/2014 16:25	28.27	74.1	**4.85**	3.3	SR10	15/10/2014 22:25	28.04	78.8	**5.18**	3.4
SR10	15/10/2014 4:30	28.30	80.4	**5.24**	3.8	SR10	15/10/2014 10:30	28.14	79.8	**5.23**	3.3	SR10	15/10/2014 16:30	28.26	75.6	**4.95**	2.7	SR10	15/10/2014 22:30	28.05	79.9	**5.25**	3.3
SR10	15/10/2014 4:35	28.29	81.5	**5.32**	3.5	SR10	15/10/2014 10:35	28.16	83.6	**5.47**	2.7	SR10	15/10/2014 16:35	28.27	71.5	**4.69**	2.3	SR10	15/10/2014 22:35	28.07	77.6	**5.09**	3.0
SR10	15/10/2014 4:40	28.29	80.1	**5.23**	4.0	SR10	15/10/2014 10:40	28.17	83.5	**5.47**	2.5	SR10	15/10/2014 16:40	28.28	71.3	**4.67**	2.4	SR10	15/10/2014 22:40	28.06	78.0	**5.13**	1.9
SR10	15/10/2014 4:45	28.29	80.7	**5.27**	3.2	SR10	15/10/2014 10:45	28.18	84.0	**5.50**	2.3	SR10	15/10/2014 16:45	28.27	71.5	**4.69**	2.5	SR10	15/10/2014 22:45	28.09	78.0	**5.12**	2.5
SR10	15/10/2014 4:50	28.29	82.2	**5.36**	3.2	SR10	15/10/2014 10:50	28.18	84.0	**5.50**	2.9	SR10	15/10/2014 16:50	28.27	69.4	**4.55**	2.4	SR10	15/10/2014 22:50	28.08	77.7	**5.10**	2.0
SR10	15/10/2014 4:55	28.29	81.0	**5.29**	3.5	SR10	15/10/2014 10:55	28.17	83.0	**5.43**	2.5	SR10	15/10/2014 16:55	28.26	71.3	**4.67**	2.7	SR10	15/10/2014 22:55	28.07	78.9	**5.18**	1.8
SR10	15/10/2014 5:00	28.28	82.1	**5.36**	3.9	SR10	15/10/2014 11:00	28.20	83.7	**5.48**	2.7	SR10	15/10/2014 17:00	28.27	71.3	**4.67**	2.3	SR10	15/10/2014 23:00	28.11	76.6	**5.02**	3.5
SR10	15/10/2014 5:05	28.28	81.5	**5.32**	3.4	SR10	15/10/2014 11:05	28.20	84.1	**5.51**	2.1	SR10	15/10/2014 17:05	28.27	69.9	**4.58**	2.2	SR10	15/10/2014 23:05	28.11	76.4	**5.02**	4.2
SR10	15/10/2014 5:10	28.29	80.7	**5.27**	3.7	SR10	15/10/2014 11:10	28.21	84.1	**5.51**	2.3	SR10	15/10/2014 17:10	28.27	75.7	**4.96**	1.9	SR10	15/10/2014 23:10	28.09	78.0	**5.12**	2.1
SR10	15/10/2014 5:15	28.28	80.7	**5.27**	3.2	SR10	15/10/2014 11:15	28.21	84.1	**5.51**	2.3	SR10	15/10/2014 17:15	28.26	74.1	**4.86**	2.4	SR10	15/10/2014 23:15	28.08	77.5	**5.09**	2.2
SR10	15/10/2014 5:20	28.28	79.8	**5.21**	3.5	SR10	15/10/2014 11:20	28.18	78.9	**5.17**	2.3	SR10	15/10/2014 17:20	28.26	72.0	**4.72**	2.5	SR10	15/10/2014 23:20	28.08	76.0	**4.99**	4.1
SR10	15/10/2014 5:25	28.26	81.6	**5.33**	3.1	SR10	15/10/2014 11:25	28.18	82.3	**5.39**	2.4	SR10	15/10/2014 17:25	28.26	71.4	**4.68**	2.6	SR10	15/10/2014 23:25	28.11	78.8	**5.17**	2.9
SR10	15/10/2014 5:30	28.27	79.5	**5.19**	**4.9**	SR10	15/10/2014 11:30	28.18	80.6	**5.28**	2.0	SR10	15/10/2014 17:30	28.26	71.4	**4.68**	2.2	SR10	15/10/2014 23:30	28.09	76.1	**5.00**	2.0
SR10	15/10/2014 5:35	28.28	78.6	**5.13**	3.6	SR10	15/10/2014 11:35	28.19	79.7	**5.22**	1.8	SR10	15/10/2014 17:35	28.26	69.4	**4.55**	2.1	SR10	15/10/2014 23:35	28.08	76.2	**5.00**	2.2
SR10	15/10/2014 5:40	28.26	79.4	**5.18**	3.0	SR10	15/10/2014 11:40	28.19	79.4	**5.21**	1.9	SR10	15/10/2014 17:40	28.26	71.1	**4.65**	2.2	SR10	15/10/2014 23:40	28.11	75.8	**4.98**	2.9
SR10	15/10/2014 5:45	28.26	79.1	**5.17**	2.8	SR10	15/10/2014 11:45	28.21	81.0	**5.31**	2.0	SR10	15/10/2014 17:45	28.25	70.6	**4.62**	2.3	SR10	15/10/2014 23:45	28.10	75.2	**4.94**	3.7
SR10	15/10/2014 5:50	28.26	78.8	**5.15**	3.2	SR10	15/10/2014 11:50	28.21	79.9	**5.24**	2.0	SR10	15/10/2014 17:50	28.25	68.5	**4.48**	2.1	SR10	15/10/2014 23:50	28.12	80.3	**5.27**	4.0
SR10	15/10/2014 5:55	28.26	77.9	**5.09**	3.1	SR10	15/10/2014 11:55	28.25	81.3	**5.33**	1.2	SR10	15/10/2014 17:55	28.24	75.3	**4.93**	2.7	SR10	15/10/2014 23:55	28.11	78.7	**5.17**	**11.0**

Station	Timestamp	Temp (°C)	DO (%)	DO (mg/L)	Tur (NTU)	Station	Timestamp	Temp (°C)	DO (%)	DO (mg/L)	Tur (NTU)	Station	Timestamp	Temp (°C)	DO (%)	DO (mg/L)	Tur (NTU)	Station	Timestamp	Temp (°C)	DO (%)	DO (mg/L)	Tur (NTU)
SR11	15/10/2014 0:00	28.41	74.7	**4.94**	0.7	SR11	15/10/2014 6:00	28.38	71.2	**4.71**	2.6	SR11	15/10/2014 12:00	28.37	86.6	**5.74**	1.5	SR11	15/10/2014 18:00	28.42	77.9	**5.16**	2.0
SR11	15/10/2014 0:05	28.41	70.4	**4.65**	0.9	SR11	15/10/2014 6:05	28.37	70.5	**4.66**	2.4	SR11	15/10/2014 12:05	28.37	86.7	**5.75**	1.7	SR11	15/10/2014 18:05	28.43	78.3	**5.19**	1.9
SR11	15/10/2014 0:10	28.42	71.9	**4.75**	0.8	SR11	15/10/2014 6:10	28.37	71.9	**4.75**	2.2	SR11	15/10/2014 12:10	28.37	85.7	**5.68**	1.7	SR11	15/10/2014 18:10	28.42	79.0	**5.23**	2.1
SR11	15/10/2014 0:15	28.42	75.3	**4.97**	1.0	SR11	15/10/2014 6:15	28.38	72.5	**4.79**	2.4	SR11	15/10/2014 12:15	28.38	86.2	**5.72**	2.4	SR11	15/10/2014 18:15	28.41	80.5	**5.33**	3.0
SR11	15/10/2014 0:20	28.41	74.9	**4.95**	0.7	SR11	15/10/2014 6:20	28.37	70.0	**4.63**	3.1	SR11	15/10/2014 12:20	28.38	86.2	**5.72**	2.0	SR11	15/10/2014 18:20	28.43	79.1	**5.24**	1.8
SR11	15/10/2014 0:25	28.40	74.9	**4.95**	1.3	SR11	15/10/2014 6:25	28.38	72.4	**4.79**	3.2	SR11	15/10/2014 12:25	28.38	86.1	**5.71**	1.6	SR11	15/10/2014 18:25	28.43	78.9	**5.23**	2.1
SR11	15/10/2014 0:30	28.41	74.0	**4.89**	1.0	SR11	15/10/2014 6:30	28.37	71.8	**4.75**	2.9	SR11	15/10/2014 12:30	28.40	86.0	**5.70**	1.7	SR11	15/10/2014 18:30	28.43	80.5	**5.33**	1.9
SR11	15/10/2014 0:35	28.41	71.7	**4.73**	1.0	SR11	15/10/2014 6:35	28.38	66.9	**4.42**	3.9	SR11	15/10/2014 12:35	28.41	86.3	**5.72**	1.6	SR11	15/10/2014 18:35	28.43	81.8	**5.42**	2.0
SR11	15/10/2014 0:40	28.41	72.3	**4.78**	1.1	SR11	15/10/2014 6:40	28.37	72.5	**4.79**	2.8	SR11	15/10/2014 12:40	28.42	86.6	**5.74**	1.8	SR11	15/10/2014 18:40	28.43	81.1	**5.37**	2.0
SR11	15/10/2014 0:45	28.41	75.4	**4.98**	0.8	SR11	15/10/2014 6:45	28.38	72.3	**4.78**	2.9	SR11	15/10/2014 12:45	28.43	87.0	**5.76**	1.6	SR11	15/10/2014 18:45	28.44	80.0	**5.30**	2.2
SR11	15/10/2014 0:50	28.40	74.0	**4.89**	1.0	SR11	15/10/2014 6:50	28.37	71.4	**4.72**	2.4	SR11	15/10/2014 12:50	28.44	87.2	**5.78**	1.3	SR11	15/10/2014 18:50	28.44	79.5	**5.26**	2.1
SR11	15/10/2014 0:55	28.40	74.4	**4.92**	0.8	SR11	15/10/2014 6:55	28.35	71.7	**4.74**	2.4	SR11	15/10/2014 12:55	28.43	87.5	**5.80**	1.4	SR11	15/10/2014 18:55	28.42	79.2	**5.25**	1.7
SR11	15/10/2014 1:00	28.40	73.8	**4.87**	0.7	SR11	15/10/2014 7:00	28.38	71.5	**4.73**	3.3	SR11	15/10/2014 13:00	28.43	87.4	**5.79**	1.9	SR11	15/10/2014 19:00	28.42	78.5	**5.20**	1.8
SR11	15/10/2014 1:05	28.40	72.5	**4.79**	0.8	SR11	15/10/2014 7:05	28.37	67.0	**4.43**	3.7	SR11	15/10/2014 13:05	28.42	87.4	**5.80**	1.6	SR11	15/10/2014 19:05	28.42	78.2	**5.17**	1.5
SR11	15/10/2014 1:10	28.39	73.0	**4.82**	0.7	SR11	15/10/2014 7:10	28.37	66.2	**4.38**	3.9	SR11	15/10/2014 13:10	28.46	87.3	**5.79**	1.3	SR11	15/10/2014 19:10	28.43	77.7	**5.14**	2.2
SR11	15/10/2014 1:15	28.39	70.4	**4.65**	1.2	SR11	15/10/2014 7:15	28.35	66.7	**4.41**	3.4	SR11	15/10/2014 13:15	28.41	87.6	**5.80**	1.6	SR11	15/10/2014 19:15	28.43	76.3	**5.05**	2.6
SR11	15/10/2014 1:20	28.39	72.3	**4.77**	0.9	SR11	15/10/2014 7:20	28.35	65.8	**4.35**	3.6	SR11	15/10/2014 13:20	28.45	87.7	**5.81**	1.6	SR11	15/10/2014 19:20	28.43	75.9	**5.03**	2.4
SR11	15/10/2014 1:25	28.38	72.1	**4.76**	0.9	SR11	15/10/2014 7:25	28.34	69.1	**4.57**	3.1	SR11	15/10/2014 13:25	28.45	87.7	**5.81**	1.4	SR11	15/10/2014 19:25	28.43	74.4	**4.92**	2.2
SR11	15/10/2014 1:30	28.39	69.1	**4.56**	1.3	SR11	15/10/2014 7:30	28.35	69.6	**4.60**	2.9	SR11	15/10/2014 13:30	28.45	88.0	**5.83**	1.9	SR11	15/10/2014 19:30	28.43	74.4	**4.93**	2.4
SR11	15/10/2014 1:35	28.39	69.8	**4.61**	1.3	SR11	15/10/2014 7:35	28.34	67.5	**4.46**	2.9	SR11	15/10/2014 13:35	28.45	88.2	**5.84**	1.4	SR11	15/10/2014 19:35	28.43	73.8	**4.89**	2.6
SR11	15/10/2014 1:40	28.38	72.3	**4.78**	0.8	SR11	15/10/2014 7:40	28.34	70.6	**4.67**	3.2	SR11	15/10/2014 13:40	28.45	87.8	**5.82**	1.3	SR11	15/10/2014 19:40	28.43	73.4	**4.86**	2.5
SR11	15/10/2014 1:45	28.38	70.1	**4.63**	1.3	SR11	15/10/2014 7:45	28.33	69.5	**4.60**	2.3	SR11	15/10/2014 13:45	28.45	88.4	**5.86**	1.4	SR11	15/10/2014 19:45	28.42	74.4	**4.93**	2.3
SR11	15/10/2014 1:50	28.38	70.4	**4.65**	1.3	SR11	15/10/2014 7:50	28.33	70.2	**4.64**	2.7	SR11	15/10/2014 13:50	28.46	88.6	**5.87**	1.5	SR11	15/10/2014 19:50	28.42	72.9	**4.83**	2.2
SR11	15/10/2014 1:55	28.38	71.7	**4.73**	1.2	SR11	15/10/2014 7:55	28.35	70.9	**4.69**	4.0	SR11	15/10/2014 13:55	28.46	88.5	**5.86**	1.4	SR11	15/10/2014 19:55	28.42	72.9	**4.83**	2.4
SR11	15/10/2014 2:00	28.37	70.2	**4.64**	1.0	SR11	15/10/2014 8:00	28.33	71.9	**4.76**	**4.8**	SR11	15/10/2014 14:00	28.46	88.0	**5.82**	1.3	SR11	15/10/2014 20:00	28.42	73.9	**4.89**	2.1
SR11	15/10/2014 2:05	28.38	70.8	**4.68**	0.9	SR11	15/10/2014 8:05	28.34	71.0	**4.70**	2.7	SR11	15/10/2014 14:05	28.47	89.1	**5.89**	1.4	SR11	15/10/2014 20:05	28.42	73.5	**4.87**	2.0
SR11	15/10/2014 2:10	28.38	69.9	**4.62**	1.2	SR11	15/10/2014 8:10	28.33	72.0	**4.77**	4.7	SR11	15/10/2014 14:10	28.44	85.8	**5.68**	2.3	SR11	15/10/2014 20:10	28.42	74.2	**4.92**	2.0
SR11	15/10/2014 2:15	28.39	69.9	**4.62**	1.1	SR11	15/10/2014 8:15	28.34	68.7	**4.55**	**4.8**	SR11	15/10/2014 14:15	28.46	88.9	**5.88**	1.6	SR11	15/10/2014 20:15	28.40	73.1	**4.85**	2.5
SR11	15/10/2014 2:20	28.38	71.0	**4.69**	1.0	SR11	15/10/2014 8:20	28.32	69.8	**4.62**	2.6	SR11	15/10/2014 14:20	28.47	88.9	**5.88**	1.3	SR11	15/10/2014 20:20	28.40	71.2	**4.71**	2.2
SR11	15/10/2014 2:25	28.38	70.1	**4.63**	0.8	SR11	15/10/2014 8:25	28.33	67.1	**4.44**	3.1	SR11	15/10/2014 14:25	28.42	83.5	**5.53**	1.8	SR11	15/10/2014 20:25	28.41	71.3	**4.73**	2.3
SR11	15/10/2014 2:30	28.36	69.0	**4.56**	0.7	SR11	15/10/2014 8:30	28.33	67.2	**4.44**	4.7	SR11	15/10/2014 14:30	28.44	89.2	**5.91**	1.3	SR11	15/10/2014 20:30	28.41	71.4	**4.73**	2.4
SR11	15/10/2014 2:35	28.37	68.2	**4.51**	1.2	SR11	15/10/2014 8:35	28.34	67.4	**4.46**	4.7	SR11	15/10/2014 14:35	28.45	89.4	**5.92**	1.4	SR11	15/10/2014 20:35	28.40	72.6	**4.81**	2.0
SR11	15/10/2014 2:40	28.38	69.2	**4.57**	1.4	SR11	15/10/2014 8:40	28.32	68.6	**4.54**	3.4	SR11	15/10/2014 14:40	28.45	89.1	**5.91**	1.7	SR11	15/10/2014 20:40	28.41	72.8	**4.82**	2.2
SR11	15/10/2014 2:45	28.37	69.1	**4.57**	1.4	SR11	15/10/2014 8:45	28.33	68.8	**4.55**	3.1	SR11	15/10/2014 14:45	28.46	89.0	**5.90**	1.1	SR11	15/10/2014 20:45	28.38	72.8	**4.82**	1.8
SR11	15/10/2014 2:50	28.37	68.0	**4.50**	1.2	SR11	15/10/2014 8:50	28.33	67.6	**4.47**	4.0	SR11	15/10/2014 14:50	28.47	89.3	**5.92**	1.3	SR11	15/10/2014 20:50	28.40	73.8	**4.89**	2.6
SR11	15/10/2014 2:55	28.35	68.6	**4.53**	0.9	SR11	15/10/2014 8:55	28.35	69.3	**4.58**	**6.8**	SR11	15/10/2014 14:55	28.47	89.2	**5.91**	1.3	SR11	15/10/2014 20:55	28.40	76.0	**5.04**	2.4
SR11	15/10/2014 3:00	28.36	68.1	**4.50**	1.2	SR11	15/10/2014 9:00	28.34	69.6	**4.60**	3.5	SR11	15/10/2014 15:00	28.48	90.3	5.98	1.5	SR11	15/10/2014 21:00	28.40	75.1	**4.98**	1.5
SR11	15/10/2014 3:05	28.35	66.8	**4.42**	1.0	SR11	15/10/2014 9:05	28.34	68.4	**4.52**	**5.1**	SR11	15/10/2014 15:05	28.46	89.6	**5.94**	1.2	SR11	15/10/2014 21:05	28.44	76.6	**5.07**	1.3
SR11	15/10/2014 3:10	28.36	68.3	**4.51**	1.6	SR11	15/10/2014 9:10	28.33	68.7	**4.54**	4.7	SR11	15/10/2014 15:10	28.47	90.4	5.99	1.3	SR11	15/10/2014 21:10	28.43	77.1	**5.11**	1.4
SR11	15/10/2014 3:15	28.36	67.9	**4.48**	1.5	SR11	15/10/2014 9:15	28.34	68.3	**4.52**	4.3	SR11	15/10/2014 15:15	28.47	90.0	**5.96**	1.4	SR11	15/10/2014 21:15	28.42	77.0	**5.10**	0.7
SR11	15/10/2014 3:20	28.36	67.9	**4.48**	1.4	SR11	15/10/2014 9:20	28.33	68.7	**4.54**	3.5	SR11	15/10/2014 15:20	28.46	90.8	6.02	1.4	SR11	15/10/2014 21:20	28.43	78.4	**5.20**	1.0
SR11	15/10/2014 3:25	28.36	67.7	**4.47**	1.4	SR11	15/10/2014 9:25	28.34	67.7	**4.48**	4.3	SR11	15/10/2014 15:25	28.46	90.6	6.00	1.7	SR11	15/10/2014 21:25	28.42	77.0	**5.10**	1.3
SR11	15/10/2014 3:30	28.33	67.9	**4.49**	0.9	SR11	15/10/2014 9:30	28.34	67.2	**4.45**	**6.0**	SR11	15/10/2014 15:30	28.46	88.8	**5.89**	1.6	SR11	15/10/2014 21:30	28.39	76.3	**5.05**	0.9
SR11	15/10/2014 3:35	28.35	67.5	**4.46**	1.4	SR11	15/10/2014 9:35	28.34	66.8	**4.41**	**5.0**	SR11	15/10/2014 15:35	28.46	90.8	6.02	1.7	SR11	15/10/2014 21:35	28.42	76.8	**5.08**	1.0
SR11	15/10/2014 3:40	28.34	67.9	**4.49**	1.4	SR11	15/10/2014 9:40	28.35	66.4	**4.38**	4.6	SR11	15/10/2014 15:40	28.45	90.7	6.01	1.7	SR11	15/10/2014 21:40	28.41	75.9	**5.03**	0.9
SR11	15/10/2014 3:45	28.33	68.9	**4.56**	1.0	SR11	15/10/2014 9:45	28.36	73.1	**4.83**	2.5	SR11	15/10/2014 15:45	28.43	90.0	5.97	1.3	SR11	15/10/2014 21:45	28.38	76.2	**5.05**	1.6
SR11	15/10/2014 3:50	28.34	68.4	**4.52**	2.3	SR11	15/10/2014 9:50	28.36	73.1	**4.83**	4.7	SR11	15/10/2014 15:50	28.43	89.9	**5.96**	2.4	SR11	15/10/2014 21:50	28.40	75.4	**4.99**	1.2
SR11	15/10/2014 3:55	28.37	67.6	**4.47**	2.6	SR11	15/10/2014 9:55	28.36	71.0	**4.69**	3.3	SR11	15/10/2014 15:55	28.43	90.4	6.00	1.2	SR11	15/10/2014 21:55	28.40	76.2	**5.05**	1.1
SR11	15/10/2014 4:00	28.36	68.0	**4.49**	2.3	SR11	15/10/2014 10:00	28.35	67.7	**4.47**	4.1	SR11	15/10/2014 16:00	28.44	85.5	**5.67**	1.6	SR11	15/10/2014 22:00	28.38	74.3	**4.93**	**7.6**
SR11	15/10/2014 4:05	28.35	68.6	**4.53**	2.1	SR11	15/10/2014 10:05	28.35	68.9	**4.55**	3.6	SR11	15/10/2014 16:05	28.43	90.5	6.00	1.9	SR11	15/10/2014 22:05	28.40	76.9	**5.10**	0.9
SR11	15/10/2014 4:10	28.34	67.9	**4.49**	2.0	SR11	15/10/2014 10:10	28.39	75.5	**4.99**	2.5	SR11	15/10/2014 16:10	28.44	85.1	**5.64**	1.9	SR11	15/10/2014 22:10	28.37	76.0	**5.04**	1.2
SR11	15/10/2014 4:15	28.34	67.5	**4.46**	1.4	SR11	15/10/2014 10:15	28.36	72.1	**4.77**	3.7	SR11	15/10/2014 16:15	28.42	84.2	**5.59**	1.6	SR11	15/10/2014 22:15	28.40	78.0	**5.16**	0.7
SR11	15/10/2014 4:20	28.36	68.6	**4.54**	1.8	SR11	15/10/2014 10:20	28.39	76.4	**5.05**	2.2	SR11	15/10/2014 16:20	28.41	88.2	**5.85**	1.6	SR11	15/10/2014 22:20	28.40	78.5	**5.20**	0.6
SR11	15/10/2014 4:25	28.34	67.8	**4.48**	1.4	SR11	15/10/2014 10:25	28.36	69.7	**4.61**	3.9	SR11	15/10/2014 16:25	28.41	87.3	**5.79**	1.1	SR11	15/10/2014 22:25	28.39	75.5	**5.00**	0.7
SR11	15/10/2014 4:30	28.33	68.8	**4.55**	1.1	SR11	15/10/2014 10:30	28.39	74.4	**4.92**	3.1	SR11	15/10/2014 16:30	28.44	82.5	**5.47**	1.8	SR11	15/10/2014 22:30	28.39	77.2	**5.11**	0.7
SR11	15/10/2014 4:35	28.35	67.8	**4.48**	1.7	SR11	15/10/2014 10:35	28.40	76.9	**5.09**	2.4	SR11	15/10/2014 16:35	28.44	83.3	**5.52**	1.7	SR11	15/10/2014 22:35	28.40	76.8	**5.09**	0.7
SR11	15/10/2014 4:40	28.36	68.6	**4.54**	2.2	SR11	15/10/2014 10:40	28.40	77.9	**5.15**	2.5	SR11	15/10/2014 16:40	28.42	85.2	**5.66**	1.5	SR11	15/10/2014 22:40	28.38	75.0	**4.97**	1.0
SR11	15/10/2014 4:45	28.36	68.8	**4.55**	2.3	SR11	15/10/2014 10:45	28.39	76.3	**5.05**	2.5	SR11	15/10/2014 16:45	28.43	83.8	**5.56**	2.1	SR11	15/10/2014 22:45	28.38	76.9	**5.09**	0.9
SR11	15/10/2014 4:50	28.36	67.6	**4.47**	2.1	SR11	15/10/2014 10:50	28.38	76.7	**5.07**	2.4	SR11	15/10/2014 16:50	28.43	83.8	**5.56**	2.0	SR11	15/10/2014 22:50	28.40	78.0	**5.17**	0.8
SR11	15/10/2014 4:55	28.35	67.4	**4.46**	1.7	SR11	15/10/2014 10:55	28.39	78.0	**5.16**	2.7	SR11	15/10/2014 16:55	28.44	83.1	**5.51**	2.0	SR11	15/10/2014 22:55	28.40	79.1	**5.24**	0.8
SR11	15/10/2014 5:00	28.36	68.1	**4.50**	1.8	SR11	15/10/2014 11:00	28.34	80.8	**5.35**	3.2	SR11	15/10/2014 17:00	28.44	83.5	**5.54**	1.7	SR11	15/10/2014 23:00	28.40	77.4	**5.13**	1.0
SR11	15/10/2014 5:05	28.33	69.4	**4.59**	1.3	SR11	15/10/2014 11:05	28.33	82.5	**5.47**	2.6	SR11	15/10/2014 17:05	28.45	81.8	**5.42**	2.6	SR11	15/10/2014 23:05	28.38	77.1	**5.11**	0.6
SR11	15/10/2014 5:10	28.35	67.4	**4.46**	1.8	SR11	15/10/2014 11:10	28.34	82.6	**5.47**	2.2	SR11	15/10/2014 17:10	28.44	81.8	**5.42**	2.2	SR11	15/10/2014 23:10	28.38	73.2	**4.85**	0.9
SR11	15/10/2014 5:15	28.34	69.5	**4.60**	1.6	SR11	15/10/2014 11:15	28.34	82.5	**5.46**	2.8	SR11	15/10/2014 17:15	28.44	79.0	**5.24**	1.8	SR11	15/10/2014 23:15	28.38	76.9	**5.10**	0.7
SR11	15/10/2014 5:20	28.34	67.5	**4.46**	1.6	SR11	15/10/2014 11:20	28.35	83.3	**5.52**	3.0	SR11	15/10/2014 17:20	28.41	81.8	**5.43**	4.0	SR11	15/10/2014 23:20	28.37	76.3	**5.06**	0.7
SR11	15/10/2014 5:25	28.34	68.8	**4.55**	1.6	SR11	15/10/2014 11:25	28.35	83.1	**5.50**	4.3	SR11	15/10/2014 17:25	28.44	78.5	**5.21**	1.8	SR11	15/10/2014 23:25	28.38	73.3	**4.86**	1.3
SR11	15/10/2014 5:30	28.35	68.4	**4.52**	2.3	SR11	15/10/2014 11:30	28.36	83.7	**5.54**	2.0	SR11	15/10/2014 17:30	28.44	78.8	**5.23**	2.6	SR11	15/10/2014 23:30	28.36	78.2	**5.19**	0.8
SR11	15/10/2014 5:35	28.37	68.1	**4.50**	2.6	SR11	15/10/2014 11:35	28.35	84.8	**5.62**	2.3	SR11	15/10/2014 17:35	28.43	77.7	**5.16**	1.8	SR11	15/10/2014 23:35	28.35	77.5	**5.14**	0.6
SR11	15/10/2014 5:40	28.34	69.6	**4.61**	2.3	SR11	15/10/2014 11:40	28.34	85.6	**5.68**	2.3	SR11	15/10/2014 17:40	28.42	76.5	**5.08**	1.9	SR11	15/10/2014 23:40	28.35	77.5	**5.15**	0.7
SR11	15/10/2014 5:45	28.39	71.6	**4.72**	3.0	SR11	15/10/2014 11:45	28.34	86.3	**5.73**	2.1	SR11	15/10/2014 17:45	28.43	76.8	**5.10**	1.7	SR11	15/10/2014 23:45	28.35	75.6	**5.01**	0.7
SR11	15/10/2014 5:50	28.39	71.4	**4.72**	3.2	SR11	15/10/2014 11:50	28.36	86.5	**5.74**	1.7	SR11	15/10/2014 17:50	28.42	76.7	**5.09**	1.7	SR11	15/10/2014 23:50	28.33	76.6	**5.08**	0.5
SR11	15/10/2014 5:55	28.37	70.6	**4.66**	2.5	SR11	15/10/2014 11:55	28.36	86.6	**5.75**	1.7	SR11	15/10/2014 17:55	28.41	78.6	**5.22**	1.7	SR11	15/10/2014 23:55	28.34	74.4	**4.93**	0.8

Station	Timestamp	Temp (°C)	DO (%)	DO (mg/L)	Tur (NTU)	Station	Timestamp	Temp (°C)	DO (%)	DO (mg/L)	Tur (NTU)	Station	Timestamp	Temp (°C)	DO (%)	DO (mg/L)	Tur (NTU)	Station	Timestamp	Temp (°C)	DO (%)	DO (mg/L)	Tur (NTU)
SR12	15/10/2014 0:01	28.32	66.0	4.29	4.2	SR12	15/10/2014 6:01	28.23	69.1	4.50	7.3	SR12	15/10/2014 12:01	28.33	70.9	4.61	5.8	SR12	15/10/2014 18:01	28.30	68.6	4.46	5.3
SR12	15/10/2014 0:06	28.34	65.9	4.28	4.9	SR12	15/10/2014 6:06	28.23	68.7	4.48	4.4	SR12	15/10/2014 12:06	28.34	70.7	4.59	5.6	SR12	15/10/2014 18:06	28.29	68.8	4.47	5.2
SR12	15/10/2014 0:11	28.35	65.5	4.25	4.1	SR12	15/10/2014 6:11	28.23	69.3	4.52	4.2	SR12	15/10/2014 12:11	28.34	70.7	4.60	5.3	SR12	15/10/2014 18:11	28.29	68.3	4.44	4.6
SR12	15/10/2014 0:16	28.29	66.4	4.32	3.9	SR12	15/10/2014 6:16	28.23	68.2	4.45	4.0	SR12	15/10/2014 12:16	28.38	70.7	4.60	5.5	SR12	15/10/2014 18:16	28.29	67.8	4.41	4.9
SR12	15/10/2014 0:21	28.31	66.0	4.29	4.6	SR12	15/10/2014 6:21	28.22	69.3	4.52	5.6	SR12	15/10/2014 12:21	28.37	70.3	4.57	5.6	SR12	15/10/2014 18:21	28.28	67.9	4.42	5.0
SR12	15/10/2014 0:26	28.33	64.7	4.21	4.1	SR12	15/10/2014 6:26	28.22	69.8	4.55	6.2	SR12	15/10/2014 12:26	28.36	69.6	4.52	6.3	SR12	15/10/2014 18:26	28.28	67.2	4.37	5.4
SR12	15/10/2014 0:31	28.35	64.8	4.21	4.6	SR12	15/10/2014 6:31	28.22	70.1	4.57	5.5	SR12	15/10/2014 12:31	28.36	69.7	4.53	5.7	SR12	15/10/2014 18:31	28.27	69.3	4.51	4.1
SR12	15/10/2014 0:36	28.36	65.5	4.25	5.3	SR12	15/10/2014 6:36	28.22	70.6	4.61	8.7	SR12	15/10/2014 12:36	28.36	69.4	4.51	5.4	SR12	15/10/2014 18:36	28.27	68.1	4.44	4.1
SR12	15/10/2014 0:41	28.36	65.0	4.22	4.9	SR12	15/10/2014 6:41	28.21	70.2	4.58	6.0	SR12	15/10/2014 12:41	28.36	68.8	4.47	5.2	SR12	15/10/2014 18:41	28.27	67.9	4.42	4.3
SR12	15/10/2014 0:46	28.35	64.2	4.17	5.0	SR12	15/10/2014 6:46	28.21	70.7	4.61	5.8	SR12	15/10/2014 12:46	28.36	69.0	4.49	5.3	SR12	15/10/2014 18:46	28.28	68.0	4.43	4.2
SR12	15/10/2014 0:51	28.36	65.0	4.22	4.5	SR12	15/10/2014 6:51	28.21	70.2	4.58	5.5	SR12	15/10/2014 12:51	28.35	69.8	4.54	5.1	SR12	15/10/2014 18:51	28.29	68.3	4.44	4.0
SR12	15/10/2014 0:56	28.34	65.5	4.26	4.8	SR12	15/10/2014 6:56	28.21	70.5	4.60	4.9	SR12	15/10/2014 12:56	28.36	69.7	4.53	5.4	SR12	15/10/2014 18:56	28.30	68.4	4.45	3.9
SR12	15/10/2014 1:01	28.35	65.7	4.27	5.8	SR12	15/10/2014 7:01	28.21	70.7	4.61	6.0	SR12	15/10/2014 13:01	28.36	68.2	4.43	5.7	SR12	15/10/2014 19:01	28.31	67.8	4.41	4.2
SR12	15/10/2014 1:06	28.32	66.4	4.32	4.9	SR12	15/10/2014 7:06	28.20	70.5	4.60	6.1	SR12	15/10/2014 13:06	28.34	69.1	4.49	9.3	SR12	15/10/2014 19:06	28.31	68.1	4.43	4.3
SR12	15/10/2014 1:11	28.31	67.9	4.41	4.3	SR12	15/10/2014 7:11	28.20	70.3	4.59	7.3	SR12	15/10/2014 13:11	28.35	69.3	4.50	6.1	SR12	15/10/2014 19:11	28.31	68.2	4.43	3.8
SR12	15/10/2014 1:16	28.32	67.7	4.40	4.2	SR12	15/10/2014 7:16	28.20	70.8	4.62	9.2	SR12	15/10/2014 13:16	28.34	68.7	4.46	7.7	SR12	15/10/2014 19:16	28.31	68.8	4.48	4.6
SR12	15/10/2014 1:21	28.32	67.5	4.38	4.0	SR12	15/10/2014 7:21	28.20	72.3	4.71	6.6	SR12	15/10/2014 13:21	28.34	69.3	4.50	6.2	SR12	15/10/2014 19:21	28.31	69.0	4.49	3.8
SR12	15/10/2014 1:26	28.32	67.3	4.38	4.2	SR12	15/10/2014 7:26	28.19	71.9	4.69	7.2	SR12	15/10/2014 13:26	28.32	69.3	4.51	8.8	SR12	15/10/2014 19:26	28.31	68.9	4.48	4.2
SR12	15/10/2014 1:31	28.33	66.4	4.31	4.3	SR12	15/10/2014 7:31	28.19	72.5	4.73	9.3	SR12	15/10/2014 13:31	28.33	69.5	4.52	6.5	SR12	15/10/2014 19:31	28.31	70.9	4.61	4.4
SR12	15/10/2014 1:36	28.32	66.1	4.29	4.3	SR12	15/10/2014 7:36	28.20	72.3	4.72	8.7	SR12	15/10/2014 13:36	28.33	69.2	4.50	6.3	SR12	15/10/2014 19:36	28.31	70.2	4.56	4.5
SR12	15/10/2014 1:41	28.29	68.7	4.47	4.4	SR12	15/10/2014 7:41	28.19	72.8	4.75	6.9	SR12	15/10/2014 13:41	28.32	68.9	4.48	7.8	SR12	15/10/2014 19:41	28.30	69.5	4.52	3.8
SR12	15/10/2014 1:46	28.30	69.1	4.49	4.4	SR12	15/10/2014 7:46	28.19	73.4	4.79	6.5	SR12	15/10/2014 13:46	28.33	69.0	4.49	6.7	SR12	15/10/2014 19:46	28.30	69.6	4.53	3.8
SR12	15/10/2014 1:51	28.28	69.1	4.49	4.1	SR12	15/10/2014 7:51	28.20	72.8	4.74	7.1	SR12	15/10/2014 13:51	28.32	68.1	4.43	7.3	SR12	15/10/2014 19:51	28.30	69.8	4.54	4.7
SR12	15/10/2014 1:56	28.29	68.4	4.45	3.9	SR12	15/10/2014 7:56	28.19	72.2	4.71	7.1	SR12	15/10/2014 13:56	28.32	69.0	4.48	6.9	SR12	15/10/2014 19:56	28.30	69.3	4.51	4.1
SR12	15/10/2014 2:01	28.29	68.3	4.44	4.0	SR12	15/10/2014 8:01	28.20	73.1	4.76	6.8	SR12	15/10/2014 14:01	28.32	68.2	4.43	6.1	SR12	15/10/2014 20:01	28.32	69.9	4.54	4.2
SR12	15/10/2014 2:06	28.28	69.0	4.49	4.1	SR12	15/10/2014 8:06	28.21	72.8	4.74	6.3	SR12	15/10/2014 14:06	28.32	67.1	4.37	7.4	SR12	15/10/2014 20:06	28.32	70.7	4.60	4.5
SR12	15/10/2014 2:11	28.23	68.2	4.45	3.2	SR12	15/10/2014 8:11	28.21	73.6	4.79	6.2	SR12	15/10/2014 14:11	28.31	68.9	4.48	6.6	SR12	15/10/2014 20:11	28.31	69.9	4.55	4.4
SR12	15/10/2014 2:16	28.23	67.5	4.40	3.3	SR12	15/10/2014 8:16	28.20	73.6	4.79	5.9	SR12	15/10/2014 14:16	28.31	68.6	4.46	6.9	SR12	15/10/2014 20:16	28.30	71.4	4.65	4.3
SR12	15/10/2014 2:21	28.21	67.4	4.39	3.1	SR12	15/10/2014 8:21	28.20	73.9	4.81	5.1	SR12	15/10/2014 14:21	28.31	68.5	4.45	6.4	SR12	15/10/2014 20:21	28.31	72.2	4.70	3.9
SR12	15/10/2014 2:26	28.24	65.8	4.29	3.3	SR12	15/10/2014 8:26	28.21	73.4	4.78	5.8	SR12	15/10/2014 14:26	28.31	68.6	4.46	6.1	SR12	15/10/2014 20:26	28.31	71.0	4.62	3.5
SR12	15/10/2014 2:31	28.23	66.8	4.36	3.3	SR12	15/10/2014 8:31	28.20	73.8	4.81	5.3	SR12	15/10/2014 14:31	28.31	68.4	4.45	6.2	SR12	15/10/2014 20:31	28.31	71.5	4.65	3.6
SR12	15/10/2014 2:36	28.22	68.1	4.44	3.2	SR12	15/10/2014 8:36	28.21	73.3	4.77	5.2	SR12	15/10/2014 14:36	28.31	67.6	4.39	6.0	SR12	15/10/2014 20:36	28.30	72.1	4.69	3.8
SR12	15/10/2014 2:41	28.22	67.0	4.37	3.2	SR12	15/10/2014 8:41	28.21	73.7	4.80	5.6	SR12	15/10/2014 14:41	28.31	68.4	4.45	5.9	SR12	15/10/2014 20:41	28.32	72.5	4.72	3.5
SR12	15/10/2014 2:46	28.23	67.1	4.37	3.1	SR12	15/10/2014 8:46	28.21	73.9	4.81	6.2	SR12	15/10/2014 14:46	28.31	68.6	4.46	6.0	SR12	15/10/2014 20:46	28.31	71.6	4.66	3.5
SR12	15/10/2014 2:51	28.23	66.9	4.36	3.2	SR12	15/10/2014 8:51	28.21	73.8	4.80	6.2	SR12	15/10/2014 14:51	28.32	68.0	4.42	5.7	SR12	15/10/2014 20:51	28.30	71.6	4.66	3.2
SR12	15/10/2014 2:56	28.22	65.8	4.29	2.8	SR12	15/10/2014 8:56	28.22	74.4	4.84	6.7	SR12	15/10/2014 14:56	28.32	67.8	4.41	6.3	SR12	15/10/2014 20:56	28.30	71.7	4.66	3.5
SR12	15/10/2014 3:01	28.23	65.2	4.25	3.3	SR12	15/10/2014 9:01	28.22	74.0	4.82	6.5	SR12	15/10/2014 15:01	28.32	67.0	4.36	6.0	SR12	15/10/2014 21:01	28.30	71.4	4.65	3.3
SR12	15/10/2014 3:06	28.23	64.9	4.23	3.2	SR12	15/10/2014 9:06	28.22	73.5	4.79	6.8	SR12	15/10/2014 15:06	28.32	67.4	4.38	5.5	SR12	15/10/2014 21:06	28.30	71.2	4.64	3.3
SR12	15/10/2014 3:11	28.24	64.7	4.22	3.2	SR12	15/10/2014 9:11	28.23	74.0	4.82	6.0	SR12	15/10/2014 15:11	28.32	68.2	4.44	5.2	SR12	15/10/2014 21:11	28.30	71.4	4.65	3.5
SR12	15/10/2014 3:16	28.24	64.9	4.23	3.3	SR12	15/10/2014 9:16	28.23	74.2	4.83	6.1	SR12	15/10/2014 15:16	28.32	67.8	4.41	5.0	SR12	15/10/2014 21:16	28.30	71.2	4.63	3.3
SR12	15/10/2014 3:21	28.25	65.5	4.27	3.6	SR12	15/10/2014 9:21	28.23	73.8	4.81	6.3	SR12	15/10/2014 15:21	28.31	67.7	4.40	5.1	SR12	15/10/2014 21:21	28.31	70.9	4.61	3.1
SR12	15/10/2014 3:26	28.25	65.5	4.27	3.0	SR12	15/10/2014 9:26	28.24	73.7	4.79	5.7	SR12	15/10/2014 15:26	28.32	67.7	4.40	5.3	SR12	15/10/2014 21:26	28.30	71.0	4.62	3.3
SR12	15/10/2014 3:31	28.25	65.1	4.24	3.3	SR12	15/10/2014 9:31	28.24	73.9	4.81	5.7	SR12	15/10/2014 15:31	28.32	67.6	4.39	4.9	SR12	15/10/2014 21:31	28.30	70.4	4.58	3.3
SR12	15/10/2014 3:36	28.25	65.0	4.23	3.2	SR12	15/10/2014 9:36	28.24	73.8	4.80	6.0	SR12	15/10/2014 15:36	28.33	67.6	4.39	6.8	SR12	15/10/2014 21:36	28.27	68.9	4.48	3.1
SR12	15/10/2014 3:41	28.25	64.8	4.22	3.4	SR12	15/10/2014 9:41	28.24	73.5	4.78	6.8	SR12	15/10/2014 15:41	28.33	67.3	4.37	5.3	SR12	15/10/2014 21:41	28.27	68.7	4.48	3.2
SR12	15/10/2014 3:46	28.25	64.3	4.19	3.2	SR12	15/10/2014 9:46	28.24	73.5	4.78	5.6	SR12	15/10/2014 15:46	28.33	67.0	4.36	5.1	SR12	15/10/2014 21:46	28.29	67.8	4.41	3.5
SR12	15/10/2014 3:51	28.25	64.8	4.22	3.4	SR12	15/10/2014 9:51	28.25	72.4	4.71	5.9	SR12	15/10/2014 15:51	28.33	67.6	4.40	4.9	SR12	15/10/2014 21:51	28.30	68.8	4.48	5.3
SR12	15/10/2014 3:56	28.23	66.1	4.31	3.2	SR12	15/10/2014 9:56	28.25	73.9	4.81	5.4	SR12	15/10/2014 15:56	28.33	66.3	4.31	5.1	SR12	15/10/2014 21:56	28.30	68.4	4.45	4.7
SR12	15/10/2014 4:01	28.22	66.0	4.30	3.1	SR12	15/10/2014 10:01	28.24	73.4	4.78	7.3	SR12	15/10/2014 16:01	28.32	66.6	4.33	3.9	SR12	15/10/2014 22:01	28.29	68.7	4.47	3.5
SR12	15/10/2014 4:06	28.22	67.7	4.41	3.5	SR12	15/10/2014 10:06	28.24	73.5	4.78	6.6	SR12	15/10/2014 16:06	28.33	67.6	4.39	4.3	SR12	15/10/2014 22:06	28.29	69.3	4.51	3.8
SR12	15/10/2014 4:11	28.22	65.6	4.28	3.4	SR12	15/10/2014 10:11	28.24	74.6	4.86	6.4	SR12	15/10/2014 16:11	28.34	67.2	4.37	4.2	SR12	15/10/2014 22:11	28.29	68.9	4.48	4.2
SR12	15/10/2014 4:16	28.22	66.9	4.36	3.3	SR12	15/10/2014 10:16	28.24	74.8	4.86	5.3	SR12	15/10/2014 16:16	28.33	66.3	4.31	3.8	SR12	15/10/2014 22:16	28.29	69.5	4.52	4.3
SR12	15/10/2014 4:21	28.22	67.5	4.40	3.5	SR12	15/10/2014 10:21	28.25	74.2	4.83	5.7	SR12	15/10/2014 16:21	28.34	66.4	4.32	4.3	SR12	15/10/2014 22:21	28.29	67.6	4.40	3.6
SR12	15/10/2014 4:26	28.22	67.1	4.38	3.3	SR12	15/10/2014 10:26	28.24	74.8	4.87	5.4	SR12	15/10/2014 16:26	28.35	66.1	4.30	4.5	SR12	15/10/2014 22:26	28.30	67.8	4.41	3.7
SR12	15/10/2014 4:31	28.22	66.7	4.35	3.7	SR12	15/10/2014 10:31	28.26	74.4	4.84	5.0	SR12	15/10/2014 16:31	28.34	65.6	4.26	5.0	SR12	15/10/2014 22:31	28.30	68.4	4.45	4.3
SR12	15/10/2014 4:36	28.22	66.5	4.34	3.6	SR12	15/10/2014 10:36	28.27	73.8	4.80	4.6	SR12	15/10/2014 16:36	28.30	64.9	4.22	5.6	SR12	15/10/2014 22:36	28.29	68.6	4.46	4.1
SR12	15/10/2014 4:41	28.22	66.1	4.31	3.5	SR12	15/10/2014 10:41	28.29	73.3	4.77	5.3	SR12	15/10/2014 16:41	28.33	64.5	4.19	5.7	SR12	15/10/2014 22:41	28.28	68.5	4.45	4.3
SR12	15/10/2014 4:46	28.21	66.3	4.33	3.3	SR12	15/10/2014 10:46	28.31	72.6	4.72	4.9	SR12	15/10/2014 16:46	28.32	67.1	4.36	5.1	SR12	15/10/2014 22:46	28.30	66.5	4.32	5.1
SR12	15/10/2014 4:51	28.21	67.1	4.38	3.5	SR12	15/10/2014 10:51	28.31	71.9	4.67	4.9	SR12	15/10/2014 16:51	28.32	66.9	4.35	5.5	SR12	15/10/2014 22:51	28.29	68.0	4.42	4.6
SR12	15/10/2014 4:56	28.21	66.4	4.33	3.4	SR12	15/10/2014 10:56	28.30	72.6	4.72	5.6	SR12	15/10/2014 16:56	28.32	67.1	4.36	7.8	SR12	15/10/2014 22:56	28.29	67.8	4.40	5.9
SR12	15/10/2014 5:01	28.21	66.2	4.32	3.4	SR12	15/10/2014 11:01	28.30	72.1	4.69	5.2	SR12	15/10/2014 17:01	28.32	67.3	4.37	6.5	SR12	15/10/2014 23:01	28.29	67.3	4.37	4.6
SR12	15/10/2014 5:06	28.21	67.1	4.38	3.4	SR12	15/10/2014 11:06	28.30	72.2	4.69	7.3	SR12	15/10/2014 17:06	28.32	67.2	4.37	6.9	SR12	15/10/2014 23:06	28.29	67.7	4.40	5.0
SR12	15/10/2014 5:11	28.21	66.5	4.34	3.6	SR12	15/10/2014 11:11	28.29	73.5	4.78	5.4	SR12	15/10/2014 17:11	28.32	67.2	4.37	6.3	SR12	15/10/2014 23:11	28.29	67.5	4.39	5.5
SR12	15/10/2014 5:16	28.22	67.0	4.37	3.8	SR12	15/10/2014 11:16	28.30	73.1	4.75	4.8	SR12	15/10/2014 17:16	28.32	67.0	4.36	6.1	SR12	15/10/2014 23:16	28.28	67.1	4.36	4.7
SR12	15/10/2014 5:21	28.23	67.6	4.41	3.7	SR12	15/10/2014 11:21	28.30	72.8	4.73	5.2	SR12	15/10/2014 17:21	28.31	67.2	4.37	5.5	SR12	15/10/2014 23:21	28.27	67.1	4.36	4.8
SR12	15/10/2014 5:26	28.23	67.7	4.41	3.8	SR12	15/10/2014 11:26	28.30	72.5	4.71	5.6	SR12	15/10/2014 17:26	28.31	66.9	4.35	5.4	SR12	15/10/2014 23:26	28.27	66.7	4.34	4.9
SR12	15/10/2014 5:31	28.23	68.5	4.47	4.1	SR12	15/10/2014 11:31	28.32	72.0	4.68	5.4	SR12	15/10/2014 17:31	28.32	67.1	4.36	5.8	SR12	15/10/2014 23:31	28.28	68.2	4.44	6.4
SR12	15/10/2014 5:36	28.23	68.7	4.48	4.8	SR12	15/10/2014 11:36	28.34	71.7	4.66	5.1	SR12	15/10/2014 17:36	28.32	67.5	4.39	6.3	SR12	15/10/2014 23:36	28.28	68.5	4.45	6.2
SR12	15/10/2014 5:41	28.24	68.5	4.47	4.2	SR12	15/10/2014 11:41	28.34	71.3	4.64	5.8	SR12	15/10/2014 17:41	28.32	67.6	4.40	6.7	SR12	15/10/2014 23:41	28.28	67.3	4.38	5.9
SR12	15/10/2014 5:46	28.23	68.0	4.43	4.4	SR12	15/10/2014 11:46	28.34	70.8	4.60	6.2	SR12	15/10/2014 17:46	28.31	68.0	4.42	5.9	SR12	15/10/2014 23:46	28.29	67.0	4.36	6.2
SR12	15/10/2014 5:51	28.23	69.1	4.51	4.1	SR12	15/10/2014 11:51	28.33	70.7	4.59	6.1	SR12	15/10/2014 17:51	28.31	68.7	4.47	5.6	SR12	15/10/2014 23:51	28.29	67.1	4.36	6.7
SR12	15/10/2014 5:56	28.23	68.9	4.49	4.3	SR12	15/10/2014 11:56	28.33	71.0	4.62	5.7	SR12	15/10/2014 17:56	28.31	68.4	4.45	6.0	SR12	15/10/2014 23:56	28.28	67.0	4.35	6.1

Station	Timestamp	Temp (°C)	DO (%)	DO (mg/L)	Tur (NTU)	Station	Timestamp	Temp (°C)	DO (%)	DO (mg/L)	Tur (NTU)	Station	Timestamp	Temp (°C)	DO (%)	DO (mg/L)	Tur (NTU)	Station	Timestamp	Temp (°C)	DO (%)	DO (mg/L)	Tur (NTU)
SR13	15/10/2014 0:00	28.31	67.2	**4.40**	2.9	SR13	15/10/2014 6:00	28.25	67.1	**4.40**	2.8	SR13	15/10/2014 12:00	28.25	69.3	**4.55**	2.1	SR13	15/10/2014 18:00	28.23	68.0	**4.46**	8.4
SR13	15/10/2014 0:05	28.31	67.3	**4.41**	2.7	SR13	15/10/2014 6:05	28.25	66.4	**4.35**	2.4	SR13	15/10/2014 12:05	28.25	69.1	**4.54**	2.3	SR13	15/10/2014 18:05	28.23	68.3	**4.48**	7.4
SR13	15/10/2014 0:10	28.31	67.4	**4.41**	2.6	SR13	15/10/2014 6:10	28.25	65.4	**4.29**	2.2	SR13	15/10/2014 12:10	28.25	68.8	**4.51**	2.1	SR13	15/10/2014 18:10	28.23	68.0	**4.46**	7.0
SR13	15/10/2014 0:15	28.30	67.9	**4.45**	2.2	SR13	15/10/2014 6:15	28.25	66.0	**4.33**	2.3	SR13	15/10/2014 12:15	28.25	68.7	**4.51**	2.4	SR13	15/10/2014 18:15	28.23	67.6	**4.43**	6.0
SR13	15/10/2014 0:20	28.31	68.2	**4.46**	3.2	SR13	15/10/2014 6:20	28.25	65.9	**4.32**	2.1	SR13	15/10/2014 12:20	28.24	68.4	**4.49**	2.0	SR13	15/10/2014 18:20	28.25	67.5	**4.42**	6.4
SR13	15/10/2014 0:25	28.32	67.3	**4.41**	2.9	SR13	15/10/2014 6:25	28.25	65.7	**4.31**	2.1	SR13	15/10/2014 12:25	28.25	68.9	**4.52**	2.5	SR13	15/10/2014 18:25	28.25	67.9	**4.45**	6.2
SR13	15/10/2014 0:30	28.31	67.5	**4.42**	2.4	SR13	15/10/2014 6:30	28.25	65.5	**4.29**	2.3	SR13	15/10/2014 12:30	28.24	67.6	**4.44**	1.9	SR13	15/10/2014 18:30	28.22	67.3	**4.42**	4.7
SR13	15/10/2014 0:35	28.31	67.9	**4.45**	3.0	SR13	15/10/2014 6:35	28.25	65.3	**4.28**	2.0	SR13	15/10/2014 12:35	28.24	67.7	**4.45**	2.2	SR13	15/10/2014 18:35	28.22	66.8	**4.38**	5.0
SR13	15/10/2014 0:40	28.32	67.7	**4.43**	3.0	SR13	15/10/2014 6:40	28.25	66.4	**4.35**	2.6	SR13	15/10/2014 12:40	28.26	68.7	**4.51**	2.1	SR13	15/10/2014 18:40	28.22	66.6	**4.37**	4.6
SR13	15/10/2014 0:45	28.31	67.6	**4.42**	2.9	SR13	15/10/2014 6:45	28.25	66.5	**4.36**	2.5	SR13	15/10/2014 12:45	28.28	69.9	**4.58**	1.9	SR13	15/10/2014 18:45	28.22	66.2	**4.35**	4.4
SR13	15/10/2014 0:50	28.31	68.2	**4.47**	3.5	SR13	15/10/2014 6:50	28.25	66.4	**4.36**	2.6	SR13	15/10/2014 12:50	28.28	69.5	**4.56**	1.2	SR13	15/10/2014 18:50	28.22	66.4	**4.36**	4.9
SR13	15/10/2014 0:55	28.31	68.6	**4.49**	3.6	SR13	15/10/2014 6:55	28.25	66.3	**4.35**	2.4	SR13	15/10/2014 12:55	28.26	67.8	**4.45**	1.5	SR13	15/10/2014 18:55	28.21	65.7	**4.31**	3.9
SR13	15/10/2014 1:00	28.30	68.7	**4.50**	3.4	SR13	15/10/2014 7:00	28.25	66.1	**4.34**	2.3	SR13	15/10/2014 13:00	28.27	69.2	**4.54**	2.9	SR13	15/10/2014 19:00	28.21	65.9	**4.33**	3.8
SR13	15/10/2014 1:05	28.31	68.3	**4.47**	3.3	SR13	15/10/2014 7:05	28.25	65.4	**4.29**	2.0	SR13	15/10/2014 13:05	28.27	69.6	**4.57**	5.2	SR13	15/10/2014 19:05	28.21	65.8	**4.32**	3.1
SR13	15/10/2014 1:10	28.30	68.6	**4.50**	3.1	SR13	15/10/2014 7:10	28.25	65.9	**4.32**	2.3	SR13	15/10/2014 13:10	28.27	70.1	**4.60**	9.4	SR13	15/10/2014 19:10	28.21	65.9	**4.32**	3.4
SR13	15/10/2014 1:15	28.29	67.5	**4.42**	2.4	SR13	15/10/2014 7:15	28.25	66.5	**4.36**	2.3	SR13	15/10/2014 13:15	28.27	69.1	**4.54**	2.5	SR13	15/10/2014 19:15	28.21	65.9	**4.32**	3.3
SR13	15/10/2014 1:20	28.29	68.2	**4.46**	2.5	SR13	15/10/2014 7:20	28.25	66.0	**4.33**	2.1	SR13	15/10/2014 13:20	28.27	69.4	**4.55**	3.9	SR13	15/10/2014 19:20	28.20	66.0	**4.33**	3.2
SR13	15/10/2014 1:25	28.29	68.1	**4.46**	2.7	SR13	15/10/2014 7:25	28.25	65.8	**4.31**	2.4	SR13	15/10/2014 13:25	28.26	69.4	**4.56**	3.0	SR13	15/10/2014 19:25	28.21	66.0	**4.33**	3.1
SR13	15/10/2014 1:30	28.29	68.5	**4.49**	2.5	SR13	15/10/2014 7:30	28.25	65.5	**4.29**	2.3	SR13	15/10/2014 13:30	28.26	68.7	**4.51**	4.3	SR13	15/10/2014 19:30	28.21	65.6	**4.31**	3.2
SR13	15/10/2014 1:35	28.29	68.1	**4.46**	2.3	SR13	15/10/2014 7:35	28.24	66.5	**4.36**	2.7	SR13	15/10/2014 13:35	28.27	69.4	**4.56**	4.3	SR13	15/10/2014 19:35	28.21	65.7	**4.31**	3.5
SR13	15/10/2014 1:40	28.30	68.6	**4.49**	3.1	SR13	15/10/2014 7:40	28.25	66.1	**4.34**	2.4	SR13	15/10/2014 13:40	28.26	69.3	**4.55**	3.5	SR13	15/10/2014 19:40	28.22	66.1	**4.34**	3.6
SR13	15/10/2014 1:45	28.30	68.1	**4.46**	2.8	SR13	15/10/2014 7:45	28.25	66.2	**4.34**	3.0	SR13	15/10/2014 13:45	28.27	68.6	**4.50**	3.7	SR13	15/10/2014 19:45	28.22	65.3	**4.29**	2.9
SR13	15/10/2014 1:50	28.29	67.7	**4.43**	2.2	SR13	15/10/2014 7:50	28.24	63.9	**4.19**	2.8	SR13	15/10/2014 13:50	28.27	69.3	**4.55**	4.6	SR13	15/10/2014 19:50	28.22	65.1	**4.27**	3.0
SR13	15/10/2014 1:55	28.31	68.1	**4.46**	3.5	SR13	15/10/2014 7:55	28.23	62.3	**4.09**	3.7	SR13	15/10/2014 13:55	28.27	69.8	**4.58**	5.2	SR13	15/10/2014 19:55	28.21	64.9	**4.26**	3.3
SR13	15/10/2014 2:00	28.30	68.4	**4.48**	4.2	SR13	15/10/2014 8:00	28.24	64.8	**4.25**	3.5	SR13	15/10/2014 14:00	28.27	69.3	**4.55**	4.8	SR13	15/10/2014 20:00	28.21	65.6	**4.30**	3.3
SR13	15/10/2014 2:05	28.30	67.5	**4.42**	2.9	SR13	15/10/2014 8:05	28.24	64.2	**4.21**	3.5	SR13	15/10/2014 14:05	28.27	69.6	**4.57**	4.7	SR13	15/10/2014 20:05	28.21	64.9	**4.26**	2.5
SR13	15/10/2014 2:10	28.28	69.2	**4.53**	4.2	SR13	15/10/2014 8:10	28.23	64.1	**4.20**	3.1	SR13	15/10/2014 14:10	28.27	69.7	**4.57**	5.4	SR13	15/10/2014 20:10	28.22	65.2	**4.28**	2.4
SR13	15/10/2014 2:15	28.29	68.8	**4.51**	3.8	SR13	15/10/2014 8:15	28.24	64.7	**4.25**	3.2	SR13	15/10/2014 14:15	28.26	69.4	**4.56**	4.6	SR13	15/10/2014 20:15	28.22	64.9	**4.26**	2.6
SR13	15/10/2014 2:20	28.29	68.7	**4.50**	4.2	SR13	15/10/2014 8:20	28.23	64.1	**4.21**	3.3	SR13	15/10/2014 14:20	28.26	68.1	**4.47**	3.6	SR13	15/10/2014 20:20	28.22	65.3	**4.29**	2.3
SR13	15/10/2014 2:25	28.30	68.9	**4.51**	4.3	SR13	15/10/2014 8:25	28.23	64.0	**4.20**	2.4	SR13	15/10/2014 14:25	28.25	68.1	**4.47**	4.4	SR13	15/10/2014 20:25	28.23	65.5	**4.30**	3.4
SR13	15/10/2014 2:30	28.29	68.6	**4.49**	3.8	SR13	15/10/2014 8:30	28.22	65.3	**4.29**	2.7	SR13	15/10/2014 14:30	28.26	69.0	**4.53**	5.3	SR13	15/10/2014 20:30	28.23	65.9	**4.32**	3.0
SR13	15/10/2014 2:35	28.29	68.1	**4.46**	3.8	SR13	15/10/2014 8:35	28.22	66.2	**4.35**	2.8	SR13	15/10/2014 14:35	28.26	69.4	**4.55**	6.1	SR13	15/10/2014 20:35	28.22	66.8	**4.38**	2.9
SR13	15/10/2014 2:40	28.29	67.7	**4.43**	3.0	SR13	15/10/2014 8:40	28.22	64.2	**4.21**	2.6	SR13	15/10/2014 14:40	28.27	69.7	**4.57**	6.5	SR13	15/10/2014 20:40	28.22	67.1	**4.40**	2.6
SR13	15/10/2014 2:45	28.29	67.9	**4.45**	2.9	SR13	15/10/2014 8:45	28.22	64.6	**4.24**	2.7	SR13	15/10/2014 14:45	28.26	69.6	**4.57**	5.5	SR13	15/10/2014 20:45	28.22	68.1	**4.46**	2.9
SR13	15/10/2014 2:50	28.29	67.4	**4.42**	2.9	SR13	15/10/2014 8:50	28.22	62.7	**4.12**	2.8	SR13	15/10/2014 14:50	28.27	69.5	**4.56**	6.0	SR13	15/10/2014 20:50	28.24	68.6	**4.50**	4.9
SR13	15/10/2014 2:55	28.29	66.5	**4.36**	2.5	SR13	15/10/2014 8:55	28.22	63.5	**4.16**	3.7	SR13	15/10/2014 14:55	28.27	68.8	**4.51**	6.4	SR13	15/10/2014 20:55	28.25	69.4	**4.55**	6.1
SR13	15/10/2014 3:00	28.29	66.1	**4.33**	2.0	SR13	15/10/2014 9:00	28.22	63.8	**4.19**	3.2	SR13	15/10/2014 15:00	28.27	68.9	**4.52**	6.3	SR13	15/10/2014 21:00	28.25	69.1	**4.53**	4.8
SR13	15/10/2014 3:05	28.29	66.9	**4.38**	2.8	SR13	15/10/2014 9:05	28.21	63.2	**4.15**	2.8	SR13						SR13	15/10/2014 21:05	28.25	69.3	**4.54**	5.0
SR13	15/10/2014 3:10	28.29	66.9	**4.38**	2.5	SR13	15/10/2014 9:10	28.16	57.2	**3.76**	3.9	SR13						SR13	15/10/2014 21:10	28.25	68.5	**4.49**	4.2
SR13	15/10/2014 3:15	28.29	67.4	**4.41**	3.0	SR13	15/10/2014 9:15	28.11	59.7	**3.93**	2.4	SR13						SR13	15/10/2014 21:15	28.25	68.4	**4.48**	4.2
SR13	15/10/2014 3:20	28.29	67.3	**4.41**	3.1	SR13	15/10/2014 9:20	28.15	60.4	**3.97**	2.5	SR13						SR13	15/10/2014 21:20	28.25	68.0	**4.46**	3.7
SR13	15/10/2014 3:25	28.29	67.1	**4.40**	2.4	SR13	15/10/2014 9:25	28.17	61.7	**4.06**	3.2	SR13	15/10/2014 15:25	28.27	69.2	**4.54**	4.9	SR13	15/10/2014 21:25	28.25	67.9	**4.45**	3.4
SR13	15/10/2014 3:30	28.29	66.9	**4.38**	2.4	SR13	15/10/2014 9:30	28.17	64.7	**4.25**	2.8	SR13	15/10/2014 15:30	28.27	68.9	**4.52**	6.6	SR13	15/10/2014 21:30	28.24	67.9	**4.45**	3.3
SR13	15/10/2014 3:35	28.29	66.4	**4.35**	1.9	SR13	15/10/2014 9:35	28.18	65.7	**4.32**	2.6	SR13	15/10/2014 15:35	28.25	68.2	**4.48**	4.0	SR13	15/10/2014 21:35	28.24	68.8	**4.51**	5.5
SR13	15/10/2014 3:40	28.29	67.2	**4.40**	3.2	SR13	15/10/2014 9:40	28.17	66.2	**4.35**	2.1	SR13	15/10/2014 15:40	28.25	68.3	**4.48**	4.6	SR13	15/10/2014 21:40	28.20	68.9	**4.52**	3.4
SR13	15/10/2014 3:45	28.28	65.8	**4.31**	2.3	SR13	15/10/2014 9:45	28.17	67.5	**4.44**	2.1	SR13	15/10/2014 15:45	28.25	67.6	**4.43**	3.9	SR13	15/10/2014 21:45	28.22	69.9	**4.58**	5.0
SR13	15/10/2014 3:50	28.28	65.9	**4.32**	1.5	SR13	15/10/2014 9:50	28.17	67.8	**4.46**	2.4	SR13	15/10/2014 15:50	28.26	68.3	**4.48**	4.6	SR13	15/10/2014 21:50	28.21	68.9	**4.52**	4.3
SR13	15/10/2014 3:55	28.28	65.2	**4.27**	1.5	SR13	15/10/2014 9:55	28.18	66.9	**4.40**	2.6	SR13	15/10/2014 15:55	28.27	68.8	**4.51**	4.8	SR13	15/10/2014 21:55	28.21	69.3	**4.55**	3.6
SR13	15/10/2014 4:00	28.28	65.8	**4.31**	1.5	SR13	15/10/2014 10:00	28.16	64.1	**4.21**	2.4	SR13	15/10/2014 16:00	28.27	68.8	**4.51**	4.3	SR13	15/10/2014 22:00	28.21	67.9	**4.46**	2.8
SR13	15/10/2014 4:05	28.29	65.3	**4.27**	1.3	SR13	15/10/2014 10:05	28.18	66.4	**4.36**	2.0	SR13	15/10/2014 16:05	28.27	68.1	**4.47**	3.6	SR13	15/10/2014 22:05	28.21	67.0	**4.40**	2.6
SR13	15/10/2014 4:10	28.28	66.6	**4.36**	2.1	SR13	15/10/2014 10:10	28.19	65.6	**4.31**	2.2	SR13	15/10/2014 16:10	28.22	68.4	**4.49**	3.4	SR13	15/10/2014 22:10	28.20	66.2	**4.34**	2.0
SR13	15/10/2014 4:15	28.28	66.8	**4.38**	1.8	SR13	15/10/2014 10:15	28.21	66.7	**4.38**	4.6	SR13	15/10/2014 16:15	28.23	68.1	**4.47**	3.8	SR13	15/10/2014 22:15	28.18	66.4	**4.35**	2.4
SR13	15/10/2014 4:20	28.28	66.9	**4.38**	1.7	SR13	15/10/2014 10:20	28.16	67.8	**4.46**	3.1	SR13	15/10/2014 16:20	28.27	69.8	**4.58**	10.1	SR13	15/10/2014 22:20	28.18	65.4	**4.29**	2.1
SR13	15/10/2014 4:25	28.27	67.3	**4.41**	2.5	SR13	15/10/2014 10:25	28.13	62.9	**4.14**	2.9	SR13	15/10/2014 16:25	28.27	69.5	**4.56**	**19.5**	SR13	15/10/2014 22:25	28.22	70.8	**4.64**	4.2
SR13	15/10/2014 4:30	28.27	67.4	**4.42**	2.6	SR13	15/10/2014 10:30	28.16	65.8	**4.33**	3.4	SR13	15/10/2014 16:30	28.27	69.0	**4.53**	10.9	SR13	15/10/2014 22:30	28.22	70.1	**4.59**	4.5
SR13	15/10/2014 4:35	28.27	67.1	**4.40**	1.8	SR13	15/10/2014 10:35	28.18	67.3	**4.42**	3.3	SR13	15/10/2014 16:35	28.26	68.9	**4.52**	10.9	SR13	15/10/2014 22:35	28.23	69.4	**4.55**	5.0
SR13	15/10/2014 4:40	28.26	66.9	**4.39**	2.7	SR13	15/10/2014 10:40	28.18	67.1	**4.41**	3.6	SR13	15/10/2014 16:40	28.26	68.8	**4.51**	11.4	SR13	15/10/2014 22:40	28.23	69.9	**4.58**	4.0
SR13	15/10/2014 4:45	28.27	67.4	**4.42**	4.1	SR13	15/10/2014 10:45	28.19	67.3	**4.42**	3.9	SR13	15/10/2014 16:45	28.26	68.4	**4.48**	9.0	SR13	15/10/2014 22:45	28.22	70.0	**4.59**	3.2
SR13	15/10/2014 4:50	28.26	67.6	**4.43**	3.5	SR13	15/10/2014 10:50	28.11	65.9	**4.34**	2.9	SR13	15/10/2014 16:50	28.26	68.3	**4.48**	8.4	SR13	15/10/2014 22:50	28.22	70.6	**4.63**	5.8
SR13	15/10/2014 4:55	28.27	67.1	**4.40**	4.2	SR13	15/10/2014 10:55	28.17	66.3	**4.36**	2.8	SR13	15/10/2014 16:55	28.25	68.6	**4.50**	8.9	SR13	15/10/2014 22:55	28.22	70.7	**4.63**	4.2
SR13	15/10/2014 5:00	28.27	67.4	**4.42**	4.4	SR13	15/10/2014 11:00	28.15	65.0	**4.27**	3.3	SR13	15/10/2014 17:00	28.25	68.2	**4.48**	8.3	SR13	15/10/2014 23:00	28.22	69.8	**4.58**	3.6
SR13	15/10/2014 5:05	28.27	67.1	**4.40**	4.9	SR13	15/10/2014 11:05	28.18	65.7	**4.32**	3.2	SR13	15/10/2014 17:05	28.26	68.2	**4.48**	8.7	SR13	15/10/2014 23:05	28.22	70.2	**4.61**	5.2
SR13	15/10/2014 5:10	28.27	67.2	**4.40**	4.1	SR13	15/10/2014 11:10	28.16	63.3	**4.16**	3.0	SR13	15/10/2014 17:10	28.27	68.2	**4.47**	9.2	SR13	15/10/2014 23:10	28.21	68.3	**4.48**	3.2
SR13	15/10/2014 5:15	28.27	65.5	**4.29**	3.2	SR13	15/10/2014 11:15	28.17	63.4	**4.17**	2.4	SR13	15/10/2014 17:15	28.27	68.9	**4.52**	9.1	SR13	15/10/2014 23:15	28.21	68.2	**4.47**	3.2
SR13	15/10/2014 5:20	28.26	67.3	**4.41**	3.9	SR13	15/10/2014 11:20	28.21	67.3	**4.42**	2.4	SR13	15/10/2014 17:20	28.25	67.2	**4.41**	6.4	SR13	15/10/2014 23:20	28.21	67.9	**4.45**	2.9
SR13	15/10/2014 5:25	28.25	65.8	**4.31**	2.5	SR13	15/10/2014 11:25	28.23	68.6	**4.51**	2.7	SR13	15/10/2014 17:25	28.22	67.0	**4.39**	6.8	SR13	15/10/2014 23:25	28.22	67.9	**4.46**	3.1
SR13	15/10/2014 5:30	28.24	65.8	**4.31**	3.1	SR13	15/10/2014 11:30	28.23	68.9	**4.52**	1.9	SR13	15/10/2014 17:30	28.27	69.8	**4.58**	10.2	SR13	15/10/2014 23:30	28.20	68.8	**4.52**	3.5
SR13	15/10/2014 5:35	28.25	67.0	**4.39**	2.9	SR13	15/10/2014 11:35	28.26	69.1	**4.54**	2.0	SR13	15/10/2014 17:35	28.27	69.2	**4.53**	10.7	SR13	15/10/2014 23:35	28.21	68.2	**4.47**	2.5
SR13	15/10/2014 5:40	28.25	67.3	**4.41**	2.8	SR13	15/10/2014 11:40	28.27	67.5	**4.43**	2.9	SR13	15/10/2014 17:40	28.26	68.8	**4.51**	12.4	SR13	15/10/2014 23:40	28.21	67.9	**4.45**	2.7
SR13	15/10/2014 5:45	28.25	67.2	**4.40**	3.4	SR13	15/10/2014 11:45	28.24	68.6	**4.51**	2.2	SR13	15/10/2014 17:45	28.26	68.1	**4.46**	12.4	SR13	15/10/2014 23:45	28.22	67.8	**4.45**	2.5
SR13	15/10/2014 5:50	28.25	67.7	**4.44**	3.8	SR13	15/10/2014 11:50	28.25	69.6	**4.57**	2.3	SR13	15/10/2014 17:50	28.26	68.0	**4.46**	8.2	SR13	15/10/2014 23:50	28.23	67.2	**4.40**	2.1
SR13	15/10/2014 5:55	28.25	67.2	**4.41**	3.3	SR13	15/10/2014 11:55	28.25	69.3	**4.55**	2.2	SR13	15/10/2014 17:55	28.25	68.3	**4.48**	6.4	SR13	15/10/2014 23:55	28.24	67.6	**4.44**	2.8

Station	Timestamp	NH_3 (mg/L)				Station	Timestamp	NH_3 (mg/L)			
SR4	15/10/2014 0:17	0.05				SR12	15/10/2014 0:17	0.06			
SR4	15/10/2014 0:37	0.06				SR12	15/10/2014 0:37	0.06			
SR4	15/10/2014 0:57	0.06				SR12	15/10/2014 0:57	0.07			
SR4	15/10/2014 1:17	0.05				SR12	15/10/2014 1:17	0.06			
SR4	15/10/2014 1:37	0.05				SR12	15/10/2014 1:37	0.08			
SR4	15/10/2014 1:57	0.06				SR12	15/10/2014 1:57	0.08			
SR4	15/10/2014 2:17	0.05				SR12	15/10/2014 2:17	0.07			
SR4	15/10/2014 2:37	0.06				SR12	15/10/2014 2:37	0.06			
SR4	15/10/2014 2:57	0.06				SR12	15/10/2014 2:57	0.06			
SR4	15/10/2014 3:17	0.06				SR12	15/10/2014 3:17	0.07			
SR4	15/10/2014 3:37	0.05				SR12	15/10/2014 3:37	0.07			
SR4	15/10/2014 3:57	0.06				SR12	15/10/2014 3:57	0.07			
SR4	15/10/2014 4:17	0.06				SR12	15/10/2014 4:17	0.06			
SR4	15/10/2014 4:37	0.07				SR12	15/10/2014 4:37	0.06			
SR4	15/10/2014 4:57	0.06				SR12	15/10/2014 4:57	0.07			
SR4	15/10/2014 5:17	0.06				SR12	15/10/2014 5:17	0.07			
SR4	15/10/2014 5:37	0.06				SR12	15/10/2014 5:37	0.07			
SR4	15/10/2014 5:57	0.07				SR12	15/10/2014 5:57	0.07			
SR4						SR12					
SR4	15/10/2014 6:37	0.07				SR12	15/10/2014 6:37	0.08			
SR4	15/10/2014 6:57	0.05				SR12	15/10/2014 6:57	0.08			
SR4	15/10/2014 7:17	0.05				SR12	15/10/2014 7:17	0.08			
SR4	15/10/2014 7:37	0.05				SR12	15/10/2014 7:37	0.08			
SR4	15/10/2014 7:57	0.06				SR12	15/10/2014 7:57	0.07			
SR4	15/10/2014 8:17	0.06				SR12	15/10/2014 8:17	0.06			
SR4	15/10/2014 8:37	0.06				SR12	15/10/2014 8:37	0.06			
SR4	15/10/2014 8:57	0.06				SR12	15/10/2014 8:57	0.07			
SR4	15/10/2014 9:17	0.06				SR12	15/10/2014 9:17	0.06			
SR4	15/10/2014 9:37	0.06				SR12	15/10/2014 9:37	0.05			
SR4	15/10/2014 9:57	0.06				SR12	15/10/2014 9:57	0.05			
SR4	15/10/2014 10:17	0.05				SR12	15/10/2014 10:17	0.06			
SR4	15/10/2014 10:37	0.06				SR12	15/10/2014 10:37	0.06			
SR4	15/10/2014 10:57	0.06				SR12	15/10/2014 10:57	0.06			
SR4	15/10/2014 11:17	0.07				SR12	15/10/2014 11:17	0.06			
SR4	15/10/2014 11:37	0.07				SR12	15/10/2014 11:37	0.08			
SR4	15/10/2014 11:57	0.07				SR12	15/10/2014 11:57	0.08			
SR4	15/10/2014 12:17	0.06				SR12	15/10/2014 12:17	0.06			
SR4	15/10/2014 12:37	0.06				SR12	15/10/2014 12:37	0.07			
SR4	15/10/2014 12:57	0.07				SR12	15/10/2014 12:57	0.08			
SR4	15/10/2014 13:17	0.08				SR12	15/10/2014 13:17	0.06			
SR4	15/10/2014 13:37	0.07				SR12	15/10/2014 13:37	0.07			
SR4	15/10/2014 13:57	0.08				SR12	15/10/2014 13:57	0.09			
SR4	15/10/2014 14:17	0.08				SR12	15/10/2014 14:17	0.07			
SR4	15/10/2014 14:37	0.07				SR12	15/10/2014 14:37	0.05			
SR4	15/10/2014 14:57	0.06				SR12	15/10/2014 14:57	0.06			
SR4	15/10/2014 15:17	0.08				SR12	15/10/2014 15:17	0.06			
SR4	15/10/2014 15:37	0.08				SR12	15/10/2014 15:37	0.06			
SR4	15/10/2014 15:57	0.08				SR12	15/10/2014 15:57	0.06			
SR4	15/10/2014 16:17	0.06				SR12	15/10/2014 16:17	0.06			
SR4	15/10/2014 16:37	0.07				SR12	15/10/2014 16:37	0.06			
SR4	15/10/2014 16:57	0.07				SR12	15/10/2014 16:57	0.05			
SR4	15/10/2014 17:17	0.08				SR12	15/10/2014 17:17	0.07			
SR4	15/10/2014 17:37	0.07				SR12	15/10/2014 17:37	0.06			
SR4	15/10/2014 17:57	0.07				SR12	15/10/2014 17:57	0.06			
SR4	15/10/2014 18:17	0.08				SR12	15/10/2014 18:17	0.07			
SR4	15/10/2014 18:37	0.08				SR12	15/10/2014 18:37	0.08			
SR4	15/10/2014 18:57	0.08				SR12	15/10/2014 18:57	0.07			
SR4	15/10/2014 19:17	0.09				SR12	15/10/2014 19:17	0.06			
SR4	15/10/2014 19:37	0.08				SR12	15/10/2014 19:37	0.06			
SR4	15/10/2014 19:57	0.06				SR12	15/10/2014 19:57	0.07			
SR4	15/10/2014 20:17	0.07				SR12	15/10/2014 20:17	0.06			
SR4	15/10/2014 20:37	0.07				SR12	15/10/2014 20:37	0.08			
SR4	15/10/2014 20:57	0.06				SR12	15/10/2014 20:57	0.08			
SR4	15/10/2014 21:17	0.08				SR12	15/10/2014 21:17	0.07			
SR4	15/10/2014 21:37	0.08				SR12	15/10/2014 21:37	0.06			
SR4	15/10/2014 21:57	0.08				SR12	15/10/2014 21:57	0.06			
SR4	15/10/2014 22:17	0.08				SR12	15/10/2014 22:17	0.07			
SR4	15/10/2014 22:37	0.08				SR12	15/10/2014 22:37	0.07			
SR4	15/10/2014 22:57	0.07				SR12	15/10/2014 22:57	0.06			
SR4	15/10/2014 23:17	0.07				SR12	15/10/2014 23:17	0.06			
SR4	15/10/2014 23:37	0.06				SR12	15/10/2014 23:37	0.05			
SR4	15/10/2014 23:57	0.06				SR12	15/10/2014 23:57	0.05			

Remark: Fonts with underline: Action Level Exceedance
Fonts with bold and underline: Limit Level Exceedance
Automatic Instrument calibration of NH3-N monitor was carried out during 5:57-6:37 at SR4 and SR12.
SR13 monitoring station was under maintenance during 15:00-15:25.

Station	Timestamp	Temp (°C)	DO (%)	DO (mg/L)	Tur (NTU)	Station	Timestamp	Temp (°C)	DO (%)	DO (mg/L)	Tur (NTU)	Station	Timestamp	Temp (°C)	DO (%)	DO (mg/L)	Tur (NTU)	Station	Timestamp	Temp (°C)	DO (%)	DO (mg/L)	Tur (NTU)
SR4	16/10/2014 0:01	28.34	74.2	4.85	2.2	SR4	16/10/2014 6:01	28.29	69.8	4.56	0.8	SR4	16/10/2014 12:01	28.30	80.5	5.27	0.6	SR4	16/10/2014 18:01	28.24	72.9	4.77	0.8
SR4	16/10/2014 0:06	28.34	74.1	4.84	2.1	SR4	16/10/2014 6:06	28.30	69.9	4.57	0.7	SR4	16/10/2014 12:06	28.32	81.7	5.35	2.1	SR4	16/10/2014 18:06	28.26	73.6	4.81	1.0
SR4	16/10/2014 0:11	28.34	73.5	4.80	2.1	SR4	16/10/2014 6:11	28.31	70.3	4.59	1.0	SR4	16/10/2014 12:11	28.30	82.1	5.38	1.4	SR4	16/10/2014 18:11	28.28	75.2	4.92	1.1
SR4	16/10/2014 0:16	28.34	73.3	4.79	1.5	SR4	16/10/2014 6:16	28.30	70.4	4.61	2.5	SR4	16/10/2014 12:16	28.31	81.9	5.36	0.6	SR4	16/10/2014 18:16	28.27	75.0	4.91	0.7
SR4	16/10/2014 0:21	28.32	74.3	4.86	1.2	SR4	16/10/2014 6:21	28.31	70.3	4.60	2.0	SR4	16/10/2014 12:21	28.33	80.7	5.29	0.8	SR4	16/10/2014 18:21	28.27	74.5	4.87	0.9
SR4	16/10/2014 0:26	28.32	74.4	4.86	1.1	SR4	16/10/2014 6:26	28.31	69.8	4.56	1.6	SR4	16/10/2014 12:26	28.23	81.1	5.32	2.2	SR4	16/10/2014 18:26	28.26	74.7	4.88	1.0
SR4	16/10/2014 0:31	28.32	73.9	4.83	1.2	SR4	16/10/2014 6:31	28.31	70.7	4.62	2.5	SR4	16/10/2014 12:31	28.24	79.6	5.22	2.9	SR4	16/10/2014 18:31	28.27	73.8	4.83	1.2
SR4	16/10/2014 0:36	28.31	72.9	4.77	0.7	SR4	16/10/2014 6:36	28.31	70.1	4.58	0.9	SR4	16/10/2014 12:36	28.24	79.7	5.22	3.5	SR4	16/10/2014 18:36	28.23	72.4	4.74	1.2
SR4	16/10/2014 0:41	28.31	72.2	4.72	1.1	SR4	16/10/2014 6:41	28.31	69.8	4.56	2.3	SR4	16/10/2014 12:41	28.25	79.5	5.21	1.5	SR4	16/10/2014 18:41	28.23	71.8	4.70	0.8
SR4	16/10/2014 0:46	28.31	72.5	4.74	0.7	SR4	16/10/2014 6:46	28.31	70.2	4.59	1.4	SR4	16/10/2014 12:46	28.23	78.8	5.17	2.7	SR4	16/10/2014 18:46	28.25	71.9	4.70	1.0
SR4	16/10/2014 0:51	28.32	70.9	4.64	1.2	SR4	16/10/2014 6:51	28.30	70.7	4.62	2.4	SR4	16/10/2014 12:51	28.22	80.4	5.27	1.9	SR4	16/10/2014 18:51	28.28	71.6	4.68	1.5
SR4	16/10/2014 0:56	28.32	71.0	4.64	1.3	SR4	16/10/2014 6:56	28.30	71.3	4.66	2.3	SR4	16/10/2014 12:56	28.22	79.8	5.23	2.0	SR4	16/10/2014 18:56	28.28	72.0	4.71	1.4
SR4	16/10/2014 1:01	28.32	71.1	4.65	1.1	SR4	16/10/2014 7:01	28.30	70.7	4.62	1.8	SR4	16/10/2014 13:01	28.22	80.9	5.30	2.1	SR4	16/10/2014 19:01	28.28	72.2	4.72	1.4
SR4	16/10/2014 1:06	28.32	72.8	4.76	2.7	SR4	16/10/2014 7:06	28.30	71.4	4.67	2.0	SR4	16/10/2014 13:06	28.22	78.5	5.14	1.4	SR4	16/10/2014 19:06	28.28	72.9	4.76	1.8
SR4	16/10/2014 1:11	28.32	71.3	4.66	2.0	SR4	16/10/2014 7:11	28.30	71.8	4.70	4.3	SR4	16/10/2014 13:11	28.27	78.6	5.14	1.8	SR4	16/10/2014 19:11	28.28	73.6	4.81	1.7
SR4	16/10/2014 1:16	28.32	70.7	4.62	1.4	SR4	16/10/2014 7:16	28.29	71.1	4.65	2.6	SR4	16/10/2014 13:16	28.29	78.9	5.16	2.8	SR4	16/10/2014 19:16	28.28	73.4	4.80	1.9
SR4	16/10/2014 1:21	28.32	70.8	4.63	0.9	SR4	16/10/2014 7:21	28.29	71.8	4.70	4.7	SR4	16/10/2014 13:21	28.28	79.1	5.17	1.7	SR4	16/10/2014 19:21	28.28	72.5	4.74	1.4
SR4	16/10/2014 1:26	28.31	71.3	4.66	0.9	SR4	16/10/2014 7:26	28.29	71.6	4.68	4.3	SR4	16/10/2014 13:26	28.24	78.8	5.16	2.2	SR4	16/10/2014 19:26	28.28	73.7	4.82	1.8
SR4	16/10/2014 1:31	28.23	69.4	4.54	0.1	SR4	16/10/2014 7:31	28.29	72.0	4.71	5.0	SR4	16/10/2014 13:31	28.28	78.6	5.14	3.6	SR4	16/10/2014 19:31	28.25	72.3	4.73	1.7
SR4	16/10/2014 1:36	28.27	69.9	4.57	2.3	SR4	16/10/2014 7:36	28.29	72.5	4.74	4.0	SR4	16/10/2014 13:36	28.30	78.2	5.11	2.0	SR4	16/10/2014 19:36	28.10	66.1	4.34	0.2
SR4	16/10/2014 1:41	28.29	71.4	4.67	1.2	SR4	16/10/2014 7:41	28.29	72.8	4.76	3.4	SR4	16/10/2014 13:41	28.31	77.9	5.09	1.7	SR4	16/10/2014 19:41	28.16	67.8	4.44	0.4
SR4	16/10/2014 1:46	28.29	71.2	4.65	1.0	SR4	16/10/2014 7:46	28.29	71.8	4.69	3.3	SR4	16/10/2014 13:46	28.31	77.7	5.08	4.3	SR4	16/10/2014 19:46	28.19	69.6	4.56	0.9
SR4	16/10/2014 1:51	28.28	70.4	4.60	0.8	SR4	16/10/2014 7:51	28.30	72.4	4.73	2.7	SR4	16/10/2014 13:51	28.33	78.0	5.10	2.1	SR4	16/10/2014 19:51	28.21	69.0	4.52	2.5
SR4	16/10/2014 1:56	28.28	68.8	4.50	0.4	SR4	16/10/2014 7:56	28.30	73.4	4.80	3.5	SR4	16/10/2014 13:56	28.33	77.0	5.03	2.4	SR4	16/10/2014 19:56	28.20	69.6	4.56	0.7
SR4	16/10/2014 2:01	28.31	71.5	4.67	1.2	SR4	16/10/2014 8:01	28.30	73.2	4.79	4.2	SR4	16/10/2014 14:01	28.33	77.2	5.05	3.2	SR4	16/10/2014 20:01	28.21	72.7	4.76	0.9
SR4	16/10/2014 2:06	28.31	70.9	4.64	0.6	SR4	16/10/2014 8:06	28.30	73.3	4.79	3.7	SR4	16/10/2014 14:06	28.33	77.1	5.04	2.7	SR4	16/10/2014 20:06	28.21	73.5	4.81	1.0
SR4	16/10/2014 2:11	28.31	69.7	4.56	0.4	SR4	16/10/2014 8:11	28.30	73.7	4.82	**12.1**	SR4	16/10/2014 14:11	28.34	77.9	5.09	2.3	SR4	16/10/2014 20:11	28.21	74.1	4.85	1.1
SR4	16/10/2014 2:16	28.31	70.0	4.58	0.5	SR4	16/10/2014 8:16	28.30	73.0	4.77	3.4	SR4	16/10/2014 14:16	28.33	77.1	5.04	3.1	SR4	16/10/2014 20:16	28.22	75.0	4.91	1.3
SR4	16/10/2014 2:21	28.31	70.5	4.61	0.9	SR4	16/10/2014 8:21	28.30	74.1	4.84	3.8	SR4	16/10/2014 14:21	28.33	76.7	5.01	3.3	SR4	16/10/2014 20:21	28.21	75.4	4.94	0.8
SR4	16/10/2014 2:26	28.30	71.6	4.68	0.9	SR4	16/10/2014 8:26	28.30	73.6	4.81	3.1	SR4	16/10/2014 14:26	28.33	76.8	5.02	2.6	SR4	16/10/2014 20:26	28.21	74.3	4.87	1.2
SR4	16/10/2014 2:31	28.29	72.7	4.75	0.7	SR4	16/10/2014 8:31	28.30	73.4	4.80	3.0	SR4	16/10/2014 14:31	28.33	76.9	5.03	1.4	SR4	16/10/2014 20:31	28.20	74.3	4.87	1.2
SR4	16/10/2014 2:36	28.29	70.6	4.62	0.2	SR4	16/10/2014 8:36	28.31	72.2	4.72	4.7	SR4	16/10/2014 14:36	28.33	77.1	5.04	2.4	SR4	16/10/2014 20:36	28.21	73.9	4.84	1.5
SR4	16/10/2014 2:41	28.28	72.0	4.71	0.5	SR4	16/10/2014 8:41	28.31	73.0	4.77	3.0	SR4	16/10/2014 14:41	28.34	77.4	5.06	3.2	SR4	16/10/2014 20:41	28.19	74.8	4.90	1.1
SR4	16/10/2014 2:46	28.28	72.0	4.71	1.3	SR4	16/10/2014 8:46	28.31	73.7	4.81	3.8	SR4	16/10/2014 14:46	28.34	77.0	5.03	3.0	SR4	16/10/2014 20:46	28.19	74.9	4.90	1.2
SR4	16/10/2014 2:51	28.28	72.3	4.73	1.1	SR4	16/10/2014 8:51	28.31	74.2	4.84	6.0	SR4	16/10/2014 14:51	28.34	78.2	5.11	2.1	SR4	16/10/2014 20:51	28.20	74.1	4.85	1.1
SR4	16/10/2014 2:56	28.28	72.7	4.75	0.8	SR4	16/10/2014 8:56	28.32	73.8	4.82	3.7	SR4	16/10/2014 14:56	28.34	77.2	5.04	2.4	SR4	16/10/2014 20:56	28.19	73.7	4.83	1.2
SR4	16/10/2014 3:01	28.28	72.3	4.73	1.0	SR4	16/10/2014 9:01	28.32	74.8	4.88	3.9	SR4	16/10/2014 15:01	28.34	77.2	5.04	1.9	SR4	16/10/2014 21:01	28.19	73.9	4.84	1.6
SR4	16/10/2014 3:06	28.27	71.9	4.71	0.3	SR4	16/10/2014 9:06	28.32	74.1	4.84	4.1	SR4	16/10/2014 15:06	28.34	76.9	5.03	2.7	SR4	16/10/2014 21:06	28.19	73.5	4.81	1.1
SR4	16/10/2014 3:11	28.27	71.3	4.67	0.2	SR4	16/10/2014 9:11	28.33	74.6	4.87	2.4	SR4	16/10/2014 15:11	28.35	76.8	5.02	2.0	SR4	16/10/2014 21:11	28.19	72.6	4.76	1.0
SR4	16/10/2014 3:16	28.28	71.2	4.66	0.3	SR4	16/10/2014 9:16	28.33	74.3	4.85	2.8	SR4	16/10/2014 15:16	28.35	76.0	4.97	0.9	SR4	16/10/2014 21:16	28.19	72.9	4.78	1.3
SR4	16/10/2014 3:21	28.28	70.9	4.64	0.4	SR4	16/10/2014 9:21	28.34	74.0	4.84	1.9	SR4	16/10/2014 15:21	28.35	77.0	5.03	1.2	SR4	16/10/2014 21:21	28.18	75.3	4.93	1.1
SR4	16/10/2014 3:26	28.28	70.5	4.61	0.6	SR4	16/10/2014 9:26	28.34	75.1	4.90	2.7	SR4	16/10/2014 15:26	28.36	76.8	5.02	1.0	SR4	16/10/2014 21:26	28.18	75.4	4.94	1.0
SR4	16/10/2014 3:31	28.28	72.3	4.73	0.8	SR4	16/10/2014 9:31	28.33	74.5	4.86	1.8	SR4	16/10/2014 15:31	28.35	76.0	4.97	1.7	SR4	16/10/2014 21:31	28.18	74.5	4.88	1.6
SR4	16/10/2014 3:36	28.28	71.8	4.70	0.9	SR4	16/10/2014 9:36	28.36	75.6	4.93	2.4	SR4	16/10/2014 15:36	28.35	76.5	5.00	2.1	SR4	16/10/2014 21:36	28.18	74.8	4.90	0.8
SR4	16/10/2014 3:41	28.27	71.5	4.68	1.3	SR4	16/10/2014 9:41	28.36	74.3	4.85	2.8	SR4	16/10/2014 15:41	28.35	76.4	4.99	2.4	SR4	16/10/2014 21:41	28.18	75.8	4.96	0.9
SR4	16/10/2014 3:46	28.27	71.4	4.67	0.6	SR4	16/10/2014 9:46	28.37	75.1	4.90	2.3	SR4	16/10/2014 15:46	28.35	75.7	4.94	2.4	SR4	16/10/2014 21:46	28.19	75.3	4.93	0.9
SR4	16/10/2014 3:51	28.27	70.6	4.62	0.6	SR4	16/10/2014 9:51	28.38	74.5	4.86	2.3	SR4	16/10/2014 15:51	28.35	76.0	4.96	2.2	SR4	16/10/2014 21:51	28.19	73.1	4.79	0.4
SR4	16/10/2014 3:56	28.26	70.8	4.63	0.4	SR4	16/10/2014 9:56	28.37	75.0	4.90	1.5	SR4	16/10/2014 15:56	28.35	75.6	4.94	2.4	SR4	16/10/2014 21:56	28.20	74.6	4.89	0.5
SR4	16/10/2014 4:01	28.26	70.2	4.60	0.2	SR4	16/10/2014 10:01	28.38	75.1	4.90	1.3	SR4	16/10/2014 16:01	28.35	75.5	4.93	3.3	SR4	16/10/2014 22:01	28.21	76.1	4.98	1.1
SR4	16/10/2014 4:06	28.28	70.9	4.64	0.5	SR4	16/10/2014 10:06	28.38	74.4	4.86	1.2	SR4	16/10/2014 16:06	28.34	75.7	4.95	2.0	SR4	16/10/2014 22:06	28.21	75.7	4.96	0.7
SR4	16/10/2014 4:11	28.26	70.2	4.59	0.1	SR4	16/10/2014 10:11	28.37	74.8	4.88	2.0	SR4	16/10/2014 16:11	28.34	75.2	4.91	2.1	SR4	16/10/2014 22:11	28.22	75.5	4.94	0.9
SR4	16/10/2014 4:16	28.27	70.7	4.63	0.5	SR4	16/10/2014 10:16	28.32	76.2	4.98	2.5	SR4	16/10/2014 16:16	28.34	75.4	4.92	2.1	SR4	16/10/2014 22:16	28.20	74.7	4.89	0.6
SR4	16/10/2014 4:21	28.27	70.4	4.61	0.5	SR4	16/10/2014 10:21	28.38	76.8	5.01	2.1	SR4	16/10/2014 16:21	28.34	75.3	4.92	1.5	SR4	16/10/2014 22:21	28.18	73.8	4.84	0.3
SR4	16/10/2014 4:26	28.26	70.2	4.59	0.8	SR4	16/10/2014 10:26	28.38	75.7	4.94	1.1	SR4	16/10/2014 16:26	28.34	75.1	4.90	2.0	SR4	16/10/2014 22:26	28.17	73.4	4.81	0.4
SR4	16/10/2014 4:31	28.24	69.6	4.56	0.1	SR4	16/10/2014 10:31	28.36	75.8	4.95	1.5	SR4	16/10/2014 16:31	28.34	76.1	4.97	2.2	SR4	16/10/2014 22:31	28.19	73.8	4.83	0.5
SR4	16/10/2014 4:36	28.24	69.4	4.54	0.5	SR4	16/10/2014 10:36	28.37	76.5	4.99	1.3	SR4	16/10/2014 16:36	28.34	75.1	4.91	1.2	SR4	16/10/2014 22:36	28.21	73.9	4.84	0.8
SR4	16/10/2014 4:41	28.24	69.1	4.52	0.2	SR4	16/10/2014 10:41	28.36	76.1	4.97	1.8	SR4	16/10/2014 16:41	28.33	74.3	4.86	2.6	SR4	16/10/2014 22:41	28.20	73.3	4.80	0.7
SR4	16/10/2014 4:46	28.26	69.9	4.58	0.6	SR4	16/10/2014 10:46	28.38	76.5	4.99	3.0	SR4	16/10/2014 16:46	28.33	73.3	4.79	2.9	SR4	16/10/2014 22:46	28.20	73.0	4.78	1.4
SR4	16/10/2014 4:51	28.27	69.3	4.53	0.2	SR4	16/10/2014 10:51	28.36	77.4	5.06	0.7	SR4	16/10/2014 16:51	28.32	73.1	4.78	1.6	SR4	16/10/2014 22:51	28.15	71.2	4.67	0.3
SR4	16/10/2014 4:56	28.27	70.0	4.58	0.3	SR4	16/10/2014 10:56	28.33	78.1	5.11	0.9	SR4	16/10/2014 16:56	28.32	72.9	4.77	1.8	SR4	16/10/2014 22:56	28.17	72.1	4.72	0.3
SR4	16/10/2014 5:01	28.27	69.0	4.51	0.6	SR4	16/10/2014 11:01	28.35	78.7	5.15	0.8	SR4	16/10/2014 17:01	28.31	73.7	4.81	1.4	SR4	16/10/2014 23:01	28.20	72.9	4.78	0.5
SR4	16/10/2014 5:06	28.27	68.3	4.47	0.5	SR4	16/10/2014 11:06	28.38	78.7	5.14	0.9	SR4	16/10/2014 17:06	28.31	73.9	4.83	1.8	SR4	16/10/2014 23:06	28.21	73.1	4.79	1.0
SR4	16/10/2014 5:11	28.27	67.9	4.44	0.8	SR4	16/10/2014 11:11	28.31	79.4	5.19	0.2	SR4	16/10/2014 17:11	28.30	73.0	4.77	1.4	SR4	16/10/2014 23:11	28.21	73.4	4.81	0.7
SR4	16/10/2014 5:16	28.26	68.0	4.45	0.2	SR4	16/10/2014 11:16	28.39	77.5	5.07	0.6	SR4	16/10/2014 17:16	28.29	72.3	4.73	0.9	SR4	16/10/2014 23:16	28.20	74.9	4.90	0.7
SR4	16/10/2014 5:21	28.26	67.6	4.43	0.1	SR4	16/10/2014 11:21	28.33	78.2	5.12	0.2	SR4	16/10/2014 17:21	28.30	72.3	4.73	1.2	SR4	16/10/2014 23:21	28.18	74.1	4.85	0.4
SR4	16/10/2014 5:26	28.27	70.6	4.62	0.4	SR4	16/10/2014 11:26	28.30	80.0	5.24	0.5	SR4	16/10/2014 17:26	28.30	73.2	4.79	2.0	SR4	16/10/2014 23:26	28.13	75.0	4.92	0.3
SR4	16/10/2014 5:31	28.27	69.7	4.56	0.3	SR4	16/10/2014 11:31	28.33	81.6	5.34	2.0	SR4	16/10/2014 17:31	28.29	72.6	4.75	1.6	SR4	16/10/2014 23:31	28.12	74.5	4.89	0.3
SR4	16/10/2014 5:36	28.28	71.1	4.65	0.6	SR4	16/10/2014 11:36	28.33	83.2	5.44	1.4	SR4	16/10/2014 17:36	28.29	73.2	4.79	2.1	SR4	16/10/2014 23:36	28.10	75.7	4.97	0.6
SR4	16/10/2014 5:41	28.27	69.4	4.54	0.6	SR4	16/10/2014 11:41	28.31	80.6	5.28	0.7	SR4	16/10/2014 17:41	28.25	71.4	4.67	1.1	SR4	16/10/2014 23:41	28.07	74.3	4.88	0.2
SR4	16/10/2014 5:46	28.28	70.3	4.60	0.9	SR4	16/10/2014 11:46	28.35	83.0	5.43	1.0	SR4	16/10/2014 17:46	28.28	72.8	4.76	1.6	SR4	16/10/2014 23:46	28.09	74.3	4.88	0.2
SR4	16/10/2014 5:51	28.29	71.2	4.66	1.6	SR4	16/10/2014 11:51	28.28	81.9	5.37	0.6	SR4	16/10/2014 17:51	28.26	74.6	4.88	0.9	SR4	16/10/2014 23:51	28.12	74.1	4.86	0.3
SR4	16/10/2014 5:56	28.28	69.4	4.54	0.7	SR4	16/10/2014 11:56	28.29	82.0	5.37	0.8	SR4	16/10/2014 17:56	28.25	73.4	4.80	0.9	SR4	16/10/2014 23:56	28.13	73.7	4.83	0.5

Station	Timestamp	Temp (°C)	DO (%)	DO (mg/L)	Tur (NTU)	Station	Timestamp	Temp (°C)	DO (%)	DO (mg/L)	Tur (NTU)	Station	Timestamp	Temp (°C)	DO (%)	DO (mg/L)	Tur (NTU)	Station	Timestamp	Temp (°C)	DO (%)	DO (mg/L)	Tur (NTU)
SR5	16/10/2014 0:00	28.00	74.9	**4.91**	1.2	SR5	16/10/2014 6:00	27.71	86.1	5.67	0.8	SR5	16/10/2014 12:00	27.74	87.7	5.80	0.4	SR5	16/10/2014 18:00	28.13	77.0	**5.03**	3.2
SR5	16/10/2014 0:05	28.10	78.0	**5.10**	2.1	SR5	16/10/2014 6:05	27.74	85.4	5.63	0.9	SR5	16/10/2014 12:05	27.73	87.9	5.82	0.6	SR5	16/10/2014 18:05	28.15	76.4	**4.99**	3.1
SR5	16/10/2014 0:10	28.15	78.5	**5.13**	2.1	SR5	16/10/2014 6:10	27.79	84.8	5.58	0.8	SR5	16/10/2014 12:10	27.77	88.1	5.83	0.6	SR5	16/10/2014 18:10	28.15	76.7	**5.01**	2.9
SR5	16/10/2014 0:15	27.94	78.7	**5.16**	1.2	SR5	16/10/2014 6:15	27.73	85.2	5.61	0.7	SR5	16/10/2014 12:15	27.69	87.4	5.79	0.6	SR5	16/10/2014 18:15	28.17	78.1	**5.09**	3.5
SR5	16/10/2014 0:20	28.00	78.8	**5.16**	1.5	SR5	16/10/2014 6:20	27.60	86.6	5.73	0.6	SR5	16/10/2014 12:20	27.67	87.5	5.80	0.8	SR5	16/10/2014 18:20	28.09	77.3	**5.05**	2.7
SR5	16/10/2014 0:25	28.00	79.0	**5.18**	1.7	SR5	16/10/2014 6:25	27.61	86.9	5.74	0.6	SR5	16/10/2014 12:25	27.73	87.2	5.77	0.7	SR5	16/10/2014 18:25	28.13	77.4	**5.06**	2.9
SR5	16/10/2014 0:30	28.07	79.2	**5.18**	2.7	SR5	16/10/2014 6:30	27.71	86.4	5.70	0.7	SR5	16/10/2014 12:30	27.68	86.9	5.75	1.3	SR5	16/10/2014 18:30	28.07	76.4	**5.00**	2.5
SR5	16/10/2014 0:35	28.09	79.1	**5.17**	2.3	SR5	16/10/2014 6:35	27.68	86.2	5.69	0.6	SR5	16/10/2014 12:35	27.75	86.4	5.72	0.8	SR5	16/10/2014 18:35	28.10	76.9	**5.02**	2.6
SR5	16/10/2014 0:40	28.20	79.0	**5.16**	2.6	SR5	16/10/2014 6:40	27.72	85.9	5.67	0.7	SR5	16/10/2014 12:40	27.76	86.8	5.74	1.0	SR5	16/10/2014 18:40	28.12	77.5	**5.06**	2.7
SR5	16/10/2014 0:45	28.14	78.6	**5.13**	2.1	SR5	16/10/2014 6:45	27.81	85.6	5.64	0.7	SR5	16/10/2014 12:45	27.77	86.2	5.70	1.5	SR5	16/10/2014 18:45	28.14	78.2	**5.10**	2.6
SR5	16/10/2014 0:50	28.17	78.9	**5.15**	2.3	SR5	16/10/2014 6:50	27.75	85.5	5.63	0.7	SR5	16/10/2014 12:50	27.77	87.1	5.76	0.6	SR5	16/10/2014 18:50	28.15	77.5	**5.06**	2.4
SR5	16/10/2014 0:55	28.23	79.0	**5.15**	2.7	SR5	16/10/2014 6:55	27.82	85.2	5.61	0.8	SR5	16/10/2014 12:55	27.77	86.1	5.69	0.7	SR5	16/10/2014 18:55	28.16	77.2	**5.03**	3.7
SR5	16/10/2014 1:00	28.24	78.6	**5.12**	3.0	SR5	16/10/2014 7:00	27.81	85.0	5.59	0.7	SR5	16/10/2014 13:00	27.78	86.3	5.70	1.0	SR5	16/10/2014 19:00	28.15	77.4	**5.05**	2.9
SR5	16/10/2014 1:05	28.27	78.1	**5.08**	3.3	SR5	16/10/2014 7:05	27.82	84.8	5.58	0.8	SR5	16/10/2014 13:05	27.80	87.0	5.74	0.7	SR5	16/10/2014 19:05	28.12	76.1	**4.97**	2.9
SR5	16/10/2014 1:10	28.26	77.7	**5.06**	3.4	SR5	16/10/2014 7:10	27.82	85.1	5.60	0.8	SR5	16/10/2014 13:10	27.80	85.6	5.65	0.7	SR5	16/10/2014 19:10	28.11	76.2	**4.97**	2.9
SR5	16/10/2014 1:15	28.27	77.5	**5.04**	3.6	SR5	16/10/2014 7:15	27.80	85.5	5.63	1.2	SR5	16/10/2014 13:15	27.79	86.0	5.68	0.7	SR5	16/10/2014 19:15	28.09	75.4	**4.92**	2.8
SR5	16/10/2014 1:20	28.28	77.2	**5.02**	3.7	SR5	16/10/2014 7:20	27.77	85.6	5.64	1.1	SR5	16/10/2014 13:20	27.80	85.3	5.63	1.1	SR5	16/10/2014 19:20	28.05	75.3	**4.92**	3.1
SR5	16/10/2014 1:25	28.28	77.3	**5.03**	3.7	SR5	16/10/2014 7:25	27.75	85.5	5.64	0.9	SR5	16/10/2014 13:25	27.79	85.3	5.63	0.8	SR5	16/10/2014 19:25	27.98	74.7	**4.89**	2.2
SR5	16/10/2014 1:30	28.28	76.9	**5.00**	3.5	SR5	16/10/2014 7:30	27.77	85.3	5.62	0.8	SR5	16/10/2014 13:30	27.80	85.3	5.63	1.3	SR5	16/10/2014 19:30	28.05	75.5	**4.93**	2.7
SR5	16/10/2014 1:35	28.26	77.6	**5.05**	2.9	SR5	16/10/2014 7:35	27.76	85.5	5.64	1.0	SR5	16/10/2014 13:35	27.87	87.3	5.76	0.7	SR5	16/10/2014 19:35	28.18	76.1	**4.96**	3.6
SR5	16/10/2014 1:40	28.30	78.0	**5.07**	4.2	SR5	16/10/2014 7:40	27.78	85.1	5.61	0.8	SR5	16/10/2014 13:40	27.83	85.2	5.62	1.1	SR5	16/10/2014 19:40	28.15	75.6	**4.93**	3.1
SR5	16/10/2014 1:45	28.30	77.8	**5.06**	3.6	SR5	16/10/2014 7:45	27.79	85.4	5.62	1.1	SR5	16/10/2014 13:45	27.85	84.5	5.57	1.9	SR5	16/10/2014 19:45	28.10	75.3	**4.92**	2.9
SR5	16/10/2014 1:50	28.20	77.3	**5.04**	2.7	SR5	16/10/2014 7:50	27.75	85.7	5.65	0.9	SR5	16/10/2014 13:50	27.85	84.7	5.59	2.0	SR5	16/10/2014 19:50	28.11	75.0	**4.90**	2.8
SR5	16/10/2014 1:55	28.25	77.2	**5.02**	2.8	SR5	16/10/2014 7:55	27.77	85.6	5.64	1.2	SR5	16/10/2014 13:55	27.88	84.5	5.57	2.2	SR5	16/10/2014 19:55	28.08	75.1	**4.90**	2.6
SR5	16/10/2014 2:00	28.17	77.0	**5.02**	3.0	SR5	16/10/2014 8:00	27.77	85.3	5.62	1.2	SR5	16/10/2014 14:00	27.88	84.3	5.55	3.7	SR5	16/10/2014 20:00	28.05	75.0	**4.90**	2.7
SR5	16/10/2014 2:05	28.19	76.4	**4.98**	3.0	SR5	16/10/2014 8:05	27.75	85.4	5.63	1.0	SR5	16/10/2014 14:05	27.93	83.0	5.46	2.2	SR5	16/10/2014 20:05	28.07	75.7	**4.95**	2.6
SR5	16/10/2014 2:10	28.32	76.7	**4.98**	3.2	SR5	16/10/2014 8:10	27.72	85.9	5.67	1.1	SR5	16/10/2014 14:10	27.95	82.2	5.41	2.0	SR5	16/10/2014 20:10	28.11	75.6	**4.93**	2.5
SR5	16/10/2014 2:15	28.29	76.3	**4.96**	3.3	SR5	16/10/2014 8:15	27.70	86.2	5.69	1.0	SR5	16/10/2014 14:15	27.95	82.8	5.44	2.5	SR5	16/10/2014 20:15	28.11	75.8	**4.95**	2.5
SR5	16/10/2014 2:20	28.31	76.7	**4.99**	3.3	SR5	16/10/2014 8:20	27.71	86.3	5.70	1.1	SR5	16/10/2014 14:20	27.99	82.1	5.39	2.5	SR5	16/10/2014 20:20	28.07	75.7	**4.94**	2.9
SR5	16/10/2014 2:25	28.33	77.9	**5.06**	2.8	SR5	16/10/2014 8:25	27.71	85.7	5.66	1.1	SR5	16/10/2014 14:25	28.00	82.0	**5.38**	2.6	SR5	16/10/2014 20:25	27.98	75.5	**4.94**	2.3
SR5	16/10/2014 2:30	28.32	77.3	**5.02**	3.0	SR5	16/10/2014 8:30	27.63	86.5	5.72	1.0	SR5	16/10/2014 14:30	28.01	81.6	**5.36**	2.3	SR5	16/10/2014 20:30	28.07	76.1	**4.97**	2.5
SR5	16/10/2014 2:35	28.15	77.2	**5.04**	2.3	SR5	16/10/2014 8:35	27.64	86.8	5.74	1.1	SR5	16/10/2014 14:35	28.03	82.1	5.39	3.2	SR5	16/10/2014 20:35	28.17	77.1	**5.02**	2.6
SR5	16/10/2014 2:40	28.28	78.8	**5.12**	2.3	SR5	16/10/2014 8:40	27.64	86.8	5.74	1.1	SR5	16/10/2014 14:40	28.05	81.6	**5.35**	2.6	SR5	16/10/2014 20:40	28.19	76.9	**5.01**	2.9
SR5	16/10/2014 2:45	28.25	77.9	**5.07**	2.5	SR5	16/10/2014 8:45	27.64	86.8	5.74	1.2	SR5	16/10/2014 14:45	28.05	82.0	**5.38**	2.7	SR5	16/10/2014 20:45	28.20	76.7	**5.00**	3.0
SR5	16/10/2014 2:50	28.27	78.6	**5.10**	2.7	SR5	16/10/2014 8:50	27.65	86.7	5.73	1.1	SR5	16/10/2014 14:50	28.06	81.1	**5.31**	2.2	SR5	16/10/2014 20:50	28.17	76.5	**4.98**	3.3
SR5	16/10/2014 2:55	28.30	79.1	**5.14**	2.7	SR5	16/10/2014 8:55	27.60	87.8	5.81	0.9	SR5	16/10/2014 14:55	28.06	81.0	**5.30**	2.4	SR5	16/10/2014 20:55	28.09	76.2	**4.97**	2.8
SR5	16/10/2014 3:00	28.22	80.4	**5.23**	2.0	SR5	16/10/2014 9:00	27.63	87.4	5.79	0.8	SR5	16/10/2014 15:00	28.07	80.9	**5.30**	2.6	SR5	16/10/2014 21:00	27.98	79.2	**5.18**	2.2
SR5	16/10/2014 3:05	28.13	82.1	**5.35**	1.8	SR5	16/10/2014 9:05	27.63	87.0	5.76	1.1	SR5	16/10/2014 15:05	28.07	79.6	**5.21**	2.4	SR5	16/10/2014 21:05	28.01	80.2	**5.24**	2.1
SR5	16/10/2014 3:10	27.95	83.1	5.44	1.1	SR5	16/10/2014 9:10	27.58	88.3	5.85	1.0	SR5	16/10/2014 15:10	28.07	79.5	**5.21**	2.2	SR5	16/10/2014 21:10	27.99	80.1	**5.24**	2.0
SR5	16/10/2014 3:15	28.10	81.9	**5.35**	3.3	SR5	16/10/2014 9:15	27.60	87.6	5.80	0.8	SR5	16/10/2014 15:15	28.08	79.3	**5.19**	2.3	SR5	16/10/2014 21:15	28.01	79.9	**5.22**	1.9
SR5	16/10/2014 3:20	28.11	81.7	**5.34**	1.4	SR5	16/10/2014 9:20	27.57	88.8	5.88	0.6	SR5	16/10/2014 15:20	28.09	80.8	**5.29**	2.7	SR5	16/10/2014 21:20	28.04	80.7	**5.28**	1.8
SR5	16/10/2014 3:25	28.07	82.0	**5.35**	1.4	SR5	16/10/2014 9:25	27.58	88.9	5.89	1.0	SR5	16/10/2014 15:25	28.10	79.8	**5.22**	1.8	SR5	16/10/2014 21:25	28.05	81.1	**5.30**	1.9
SR5	16/10/2014 3:30	28.09	81.8	**5.34**	1.4	SR5	16/10/2014 9:30	27.52	89.7	5.95	0.5	SR5	16/10/2014 15:30	28.10	79.9	**5.23**	2.0	SR5	16/10/2014 21:30	28.06	80.8	**5.28**	2.0
SR5	16/10/2014 3:35	28.09	81.9	**5.35**	1.4	SR5	16/10/2014 9:35	27.57	89.2	5.91	1.0	SR5	16/10/2014 15:35	28.10	80.2	**5.25**	2.0	SR5	16/10/2014 21:35	28.05	80.9	**5.29**	1.9
SR5	16/10/2014 3:40	28.05	82.0	**5.36**	1.6	SR5	16/10/2014 9:40	27.58	89.0	5.90	0.6	SR5	16/10/2014 15:40	28.11	80.0	**5.23**	3.6	SR5	16/10/2014 21:40	28.04	81.1	**5.30**	1.9
SR5	16/10/2014 3:45	28.02	82.5	5.40	1.0	SR5	16/10/2014 9:45	27.55	89.2	5.92	0.9	SR5	16/10/2014 15:45	28.11	79.7	**5.21**	2.0	SR5	16/10/2014 21:45	28.04	81.2	**5.31**	2.0
SR5	16/10/2014 3:50	28.03	82.8	5.42	1.1	SR5	16/10/2014 9:50	27.55	89.2	5.92	1.1	SR5	16/10/2014 15:50	28.11	81.2	**5.31**	2.5	SR5	16/10/2014 21:50	28.03	81.1	**5.30**	1.7
SR5	16/10/2014 3:55	28.03	82.9	5.42	1.2	SR5	16/10/2014 9:55	27.56	88.5	5.87	0.7	SR5	16/10/2014 15:55	28.11	81.3	**5.32**	2.2	SR5	16/10/2014 21:55	28.04	81.0	**5.29**	2.3
SR5	16/10/2014 4:00	28.02	82.7	5.41	1.1	SR5	16/10/2014 10:00	27.59	88.0	5.84	0.8	SR5	16/10/2014 16:00	28.10	81.3	**5.32**	2.3	SR5	16/10/2014 22:00	28.04	80.9	**5.29**	1.8
SR5	16/10/2014 4:05	28.03	82.9	5.42	1.3	SR5	16/10/2014 10:05	27.60	87.9	5.83	1.0	SR5	16/10/2014 16:05	28.11	80.9	**5.29**	2.3	SR5	16/10/2014 22:05	28.04	81.3	**5.31**	1.6
SR5	16/10/2014 4:10	28.01	82.8	5.42	1.1	SR5	16/10/2014 10:10	27.62	88.1	5.84	0.7	SR5	16/10/2014 16:10	28.11	80.7	**5.27**	2.5	SR5	16/10/2014 22:10	28.05	81.2	**5.31**	1.9
SR5	16/10/2014 4:15	27.91	84.4	5.54	1.0	SR5	16/10/2014 10:15	27.67	87.4	5.78	1.1	SR5	16/10/2014 16:15	28.11	80.4	**5.26**	2.9	SR5	16/10/2014 22:15	28.03	80.9	**5.29**	1.5
SR5	16/10/2014 4:20	27.90	84.5	5.55	0.9	SR5	16/10/2014 10:20	27.66	87.5	5.80	0.9	SR5	16/10/2014 16:20	28.11	79.8	**5.22**	2.5	SR5	16/10/2014 22:20	28.05	80.9	**5.29**	1.7
SR5	16/10/2014 4:25	27.87	84.6	5.56	0.9	SR5	16/10/2014 10:25	27.66	87.6	5.80	1.1	SR5	16/10/2014 16:25	28.11	79.9	**5.23**	3.0	SR5	16/10/2014 22:25	28.03	79.8	**5.22**	1.8
SR5	16/10/2014 4:30	27.91	84.0	5.51	1.0	SR5	16/10/2014 10:30	27.67	87.6	5.80	2.3	SR5	16/10/2014 16:30	28.11	79.3	**5.18**	3.1	SR5	16/10/2014 22:30	28.03	80.1	**5.24**	1.8
SR5	16/10/2014 4:35	27.88	84.0	5.51	0.9	SR5	16/10/2014 10:35	27.66	87.8	5.82	1.2	SR5	16/10/2014 16:35	28.11	79.2	**5.18**	2.5	SR5	16/10/2014 22:35	28.05	80.9	**5.29**	1.6
SR5	16/10/2014 4:40	27.89	83.6	5.49	0.9	SR5	16/10/2014 10:40	27.65	87.8	5.82	1.2	SR5	16/10/2014 16:40	28.09	78.9	**5.17**	2.8	SR5	16/10/2014 22:40	28.04	78.9	**5.16**	1.8
SR5	16/10/2014 4:45	27.85	84.4	5.55	1.1	SR5	16/10/2014 10:45	27.64	88.4	5.86	1.0	SR5	16/10/2014 16:45	28.13	78.4	**5.12**	2.7	SR5	16/10/2014 22:45	28.05	79.1	**5.17**	1.8
SR5	16/10/2014 4:50	27.79	84.2	5.54	1.0	SR5	16/10/2014 10:50	27.66	88.8	5.88	1.1	SR5	16/10/2014 16:50	28.13	79.0	**5.16**	3.4	SR5	16/10/2014 22:50	28.04	79.1	**5.17**	2.0
SR5	16/10/2014 4:55	27.80	83.7	5.51	1.1	SR5	16/10/2014 10:55	27.67	89.3	5.92	0.8	SR5	16/10/2014 16:55	28.13	78.8	**5.15**	3.3	SR5	16/10/2014 22:55	28.06	78.9	**5.16**	2.6
SR5	16/10/2014 5:00	27.87	83.8	5.51	1.0	SR5	16/10/2014 11:00	27.66	88.3	5.85	0.9	SR5	16/10/2014 17:00	28.13	78.7	**5.14**	3.6	SR5	16/10/2014 23:00	28.05	78.8	**5.15**	2.0
SR5	16/10/2014 5:05	27.83	83.4	5.49	1.0	SR5	16/10/2014 11:05	27.70	89.2	5.91	0.8	SR5	16/10/2014 17:05	28.12	79.3	**5.18**	3.5	SR5	16/10/2014 23:05	28.05	78.7	**5.14**	1.6
SR5	16/10/2014 5:10	27.86	83.6	5.49	1.0	SR5	16/10/2014 11:10	27.71	89.2	5.90	0.8	SR5	16/10/2014 17:10	28.12	79.2	**5.17**	3.6	SR5	16/10/2014 23:10	28.05	78.9	**5.16**	1.8
SR5	16/10/2014 5:15	27.87	83.7	5.50	1.0	SR5	16/10/2014 11:15	27.76	90.5	5.99	0.5	SR5	16/10/2014 17:15	28.13	78.6	**5.14**	3.5	SR5	16/10/2014 23:15	28.03	78.6	**5.14**	1.9
SR5	16/10/2014 5:20	27.87	83.7	5.50	0.8	SR5	16/10/2014 11:20	27.71	89.4	5.92	0.8	SR5	16/10/2014 17:20	28.16	78.4	**5.12**	4.0	SR5	16/10/2014 23:20	28.04	78.7	**5.14**	1.7
SR5	16/10/2014 5:25	27.85	83.2	5.47	0.9	SR5	16/10/2014 11:25	27.68	88.0	5.83	0.7	SR5	16/10/2014 17:25	28.13	78.8	**5.15**	3.6	SR5	16/10/2014 23:25	28.04	78.5	**5.13**	2.0
SR5	16/10/2014 5:30	27.87	83.3	5.47	1.0	SR5	16/10/2014 11:30	27.68	88.6	5.86	0.7	SR5	16/10/2014 17:30	28.13	78.4	**5.12**	3.6	SR5	16/10/2014 23:30	28.03	78.6	**5.14**	2.0
SR5	16/10/2014 5:35	27.87	83.4	5.48	0.9	SR5	16/10/2014 11:35	27.69	88.6	5.87	0.6	SR5	16/10/2014 17:35	28.14	77.3	**5.05**	3.7	SR5	16/10/2014 23:35	28.02	78.6	**5.14**	1.8
SR5	16/10/2014 5:40	27.87	83.7	5.50	0.7	SR5	16/10/2014 11:40	27.70	88.4	5.86	1.1	SR5	16/10/2014 17:40	28.14	76.8	**5.02**	3.3	SR5	16/10/2014 23:40	28.03	78.5	**5.13**	2.0
SR5	16/10/2014 5:45	27.87	83.5	5.49	0.7	SR5	16/10/2014 11:45	27.70	87.5	5.79	0.5	SR5	16/10/2014 17:45	28.16	77.9	**5.08**	3.8	SR5	16/10/2014 23:45	28.02	78.4	**5.13**	2.2
SR5	16/10/2014 5:50	27.85	84.5	5.55	0.6	SR5	16/10/2014 11:50	27.74	87.9	5.82	0.4	SR5	16/10/2014 17:50	28.18	77.9	**5.08**	4.0	SR5	16/10/2014 23:50	28.03	78.5	**5.13**	2.0
SR5	16/10/2014 5:55	27.87	84.6	5.56	0.8	SR5	16/10/2014 11:55	27.76	87.8	5.80	0.4	SR5	16/10/2014 17:55	28.14	77.2	**5.04**	3.4	SR5	16/10/2014 23:55	28.04	78.4	**5.12**	1.9

Station	Timestamp	Temp (°C)	DO (%)	DO (mg/L)	Tur (NTU)	Station	Timestamp	Temp (°C)	DO (%)	DO (mg/L)	Tur (NTU)	Station	Timestamp	Temp (°C)	DO (%)	DO (mg/L)	Tur (NTU)	Station	Timestamp	Temp (°C)	DO (%)	DO (mg/L)	Tur (NTU)
SR9	16/10/2014 0:00	27.49	77.6	**5.08**	**8.7**	SR9	16/10/2014 6:00	27.25	86.8	**5.70**	4.2	SR9	16/10/2014 12:00	27.32	87.2	**5.72**	**6.0**	SR9	16/10/2014 18:00	27.40	91.3	5.99	**9.8**
SR9	16/10/2014 0:05	27.50	79.3	**5.19**	**8.5**	SR9	16/10/2014 6:05	27.25	87.6	**5.76**	**4.8**	SR9	16/10/2014 12:05	27.33	86.9	**5.70**	**5.7**	SR9	16/10/2014 18:05	27.40	91.3	5.98	**12.3**
SR9	16/10/2014 0:10	27.50	78.5	**5.13**	**8.8**	SR9	16/10/2014 6:10	27.24	87.6	**5.76**	4.7	SR9	16/10/2014 12:10	27.33	87.9	**5.77**	**5.3**	SR9	16/10/2014 18:10	27.39	91.0	**5.96**	**10.5**
SR9	16/10/2014 0:15	27.49	79.7	**5.22**	**8.2**	SR9	16/10/2014 6:15	27.23	87.5	**5.75**	4.6	SR9	16/10/2014 12:15	27.34	87.9	**5.77**	**5.3**	SR9	16/10/2014 18:15	27.38	90.9	**5.96**	**10.3**
SR9	16/10/2014 0:20	27.48	80.6	**5.27**	**7.9**	SR9	16/10/2014 6:20	27.25	88.0	**5.78**	4.6	SR9	16/10/2014 12:20	27.35	88.7	**5.82**	**5.1**	SR9	16/10/2014 18:20	27.39	90.6	**5.94**	**10.6**
SR9	16/10/2014 0:25	27.48	79.8	**5.22**	**8.2**	SR9	16/10/2014 6:25	27.23	87.6	**5.76**	4.6	SR9	16/10/2014 12:25	27.32	87.6	**5.75**	**5.8**	SR9	16/10/2014 18:25	27.39	90.6	**5.94**	**10.7**
SR9	16/10/2014 0:30	27.48	79.9	**5.23**	**7.8**	SR9	16/10/2014 6:30	27.23	87.5	**5.75**	4.6	SR9	16/10/2014 12:30	27.35	88.4	**5.80**	**5.3**	SR9	16/10/2014 18:30	27.38	91.0	5.97	**10.9**
SR9	16/10/2014 0:35	27.51	79.3	**5.19**	**8.5**	SR9	16/10/2014 6:35	27.22	86.8	**5.71**	4.1	SR9	16/10/2014 12:35	27.34	87.1	**5.72**	**6.5**	SR9	16/10/2014 18:35	27.38	90.9	**5.96**	**11.3**
SR9	16/10/2014 0:40	27.49	79.2	**5.18**	**8.4**	SR9	16/10/2014 6:40	27.23	86.6	**5.69**	4.2	SR9	16/10/2014 12:40	27.34	87.3	**5.73**	**6.2**	SR9	16/10/2014 18:40	27.37	91.1	5.97	**10.7**
SR9	16/10/2014 0:45	27.49	79.4	**5.20**	**8.2**	SR9	16/10/2014 6:45	27.23	86.8	**5.71**	4.3	SR9	16/10/2014 12:45	27.35	88.8	**5.83**	**5.4**	SR9	16/10/2014 18:45	27.37	90.8	**5.96**	**11.5**
SR9	16/10/2014 0:50	27.47	81.0	**5.30**	**7.2**	SR9	16/10/2014 6:50	27.23	86.1	**5.66**	4.6	SR9	16/10/2014 12:50	27.37	89.3	**5.85**	4.6	SR9	16/10/2014 18:50	27.36	90.0	**5.90**	**11.1**
SR9	16/10/2014 0:55	27.46	79.6	**5.21**	**7.3**	SR9	16/10/2014 6:55	27.23	86.5	**5.68**	4.6	SR9	16/10/2014 12:55	27.38	91.2	5.98	4.6	SR9	16/10/2014 18:55	27.36	90.2	**5.91**	**10.3**
SR9	16/10/2014 1:00	27.45	82.8	**5.42**	**7.2**	SR9	16/10/2014 7:00	27.23	87.0	**5.72**	4.5	SR9	16/10/2014 13:00	27.41	92.6	6.07	4.3	SR9	16/10/2014 19:00	27.36	90.6	**5.94**	**11.2**
SR9	16/10/2014 1:05	27.45	81.3	**5.32**	**6.7**	SR9	16/10/2014 7:05	27.23	87.0	**5.72**	4.6	SR9	16/10/2014 13:05	27.38	91.2	5.98	**5.1**	SR9	16/10/2014 19:05	27.35	89.9	**5.90**	**10.6**
SR9	16/10/2014 1:10	27.44	82.6	**5.41**	**6.8**	SR9	16/10/2014 7:10	27.22	86.7	**5.70**	3.8	SR9	16/10/2014 13:10	27.36	90.2	**5.91**	**4.9**	SR9	16/10/2014 19:10	27.34	89.9	**5.90**	**9.7**
SR9	16/10/2014 1:15	27.43	82.1	**5.38**	**6.2**	SR9	16/10/2014 7:15	27.22	86.3	**5.67**	4.4	SR9	16/10/2014 13:15	27.33	89.3	**5.86**	**6.0**	SR9	16/10/2014 19:15	27.34	90.0	**5.90**	**10.0**
SR9	16/10/2014 1:20	27.43	81.3	**5.33**	**7.3**	SR9	16/10/2014 7:20	27.22	86.5	**5.69**	3.8	SR9	16/10/2014 13:20	27.31	87.9	**5.77**	**5.6**	SR9	16/10/2014 19:20	27.34	89.9	**5.90**	**10.3**
SR9	16/10/2014 1:25	27.44	82.0	**5.37**	**6.8**	SR9	16/10/2014 7:25	27.21	85.5	**5.62**	4.3	SR9	16/10/2014 13:25	27.28	87.5	**5.75**	**6.0**	SR9	16/10/2014 19:25	27.33	89.6	**5.87**	**9.9**
SR9	16/10/2014 1:30	27.43	82.2	**5.38**	**6.2**	SR9	16/10/2014 7:30	27.22	86.2	**5.67**	4.2	SR9	16/10/2014 13:30	27.34	87.9	**5.77**	**5.0**	SR9	16/10/2014 19:30	27.32	89.0	**5.84**	**9.7**
SR9	16/10/2014 1:35	27.43	82.5	**5.40**	**6.6**	SR9	16/10/2014 7:35	27.20	85.4	**5.62**	3.9	SR9	16/10/2014 13:35	27.42	91.2	5.98	4.7	SR9	16/10/2014 19:35	27.32	88.9	**5.84**	**9.7**
SR9	16/10/2014 1:40	27.44	82.8	**5.43**	**6.6**	SR9	16/10/2014 7:40	27.20	86.1	**5.66**	4.2	SR9	16/10/2014 13:40	27.48	94.0	6.15	**6.0**	SR9	16/10/2014 19:40	27.31	88.1	**5.79**	**9.2**
SR9	16/10/2014 1:45	27.44	82.0	**5.37**	**6.3**	SR9	16/10/2014 7:45	27.20	85.9	**5.65**	3.9	SR9	16/10/2014 13:45	27.46	93.4	6.12	**5.3**	SR9	16/10/2014 19:45	27.31	88.2	**5.79**	**9.4**
SR9	16/10/2014 1:50	27.43	81.2	**5.32**	**6.5**	SR9	16/10/2014 7:50	27.19	85.9	**5.65**	3.7	SR9	16/10/2014 13:50	27.49	94.2	6.16	4.5	SR9	16/10/2014 19:50	27.30	88.0	**5.78**	**9.5**
SR9	16/10/2014 1:55	27.42	81.9	**5.37**	**6.7**	SR9	16/10/2014 7:55	27.19	85.6	**5.63**	3.7	SR9	16/10/2014 13:55	27.49	94.2	6.16	**5.2**	SR9	16/10/2014 19:55	27.31	88.1	**5.79**	**9.4**
SR9	16/10/2014 2:00	27.43	81.4	**5.33**	**6.7**	SR9	16/10/2014 8:00	27.19	86.1	**5.66**	3.7	SR9	16/10/2014 14:00	27.50	94.5	6.18	**4.9**	SR9	16/10/2014 20:00	27.31	88.0	**5.78**	**9.6**
SR9	16/10/2014 2:05	27.44	80.4	**5.27**	**7.1**	SR9	16/10/2014 8:05	27.19	86.0	**5.65**	3.9	SR9	16/10/2014 14:05	27.50	94.4	6.17	4.6	SR9	16/10/2014 20:05	27.30	87.3	**5.73**	**9.1**
SR9	16/10/2014 2:10	27.43	80.0	**5.24**	**6.5**	SR9	16/10/2014 8:10	27.19	87.3	**5.74**	4.2	SR9	16/10/2014 14:10	27.50	94.3	6.17	4.7	SR9	16/10/2014 20:10	27.28	87.0	**5.72**	**9.0**
SR9	16/10/2014 2:15	27.43	80.6	**5.28**	**6.6**	SR9	16/10/2014 8:15	27.18	86.6	**5.70**	4.0	SR9	16/10/2014 14:15	27.50	94.4	6.18	**5.4**	SR9	16/10/2014 20:15	27.28	86.8	**5.70**	**9.0**
SR9	16/10/2014 2:20	27.44	81.2	**5.32**	**9.5**	SR9	16/10/2014 8:20	27.18	87.6	**5.76**	3.8	SR9	16/10/2014 14:20	27.50	94.1	6.16	**5.5**	SR9	16/10/2014 20:20	27.30	86.7	**5.69**	**11.3**
SR9	16/10/2014 2:25	27.42	80.8	**5.29**	**6.6**	SR9	16/10/2014 8:25	27.18	88.3	**5.81**	3.8	SR9	16/10/2014 14:25	27.49	93.9	6.15	**5.9**	SR9	16/10/2014 20:25	27.30	86.7	**5.69**	**9.8**
SR9	16/10/2014 2:30	27.41	82.2	**5.39**	**6.2**	SR9	16/10/2014 8:30	27.17	86.1	**5.66**	**5.0**	SR9	16/10/2014 14:30	27.50	94.3	6.17	**5.5**	SR9	16/10/2014 20:30	27.27	86.2	**5.66**	**9.2**
SR9	16/10/2014 2:35	27.40	80.6	**5.28**	**5.9**	SR9	16/10/2014 8:35	27.17	86.5	**5.69**	4.0	SR9	16/10/2014 14:35	27.49	93.8	6.14	**5.3**	SR9	16/10/2014 20:35	27.27	87.2	**5.73**	**9.7**
SR9	16/10/2014 2:40	27.39	81.5	**5.34**	**6.6**	SR9	16/10/2014 8:40	27.17	88.9	**5.85**	3.5	SR9	16/10/2014 14:40	27.49	93.8	6.14	**6.8**	SR9	16/10/2014 20:40	27.26	86.3	**5.67**	**9.2**
SR9	16/10/2014 2:45	27.40	82.3	**5.39**	**7.2**	SR9	16/10/2014 8:45	27.16	89.1	**5.86**	3.4	SR9	16/10/2014 14:45	27.49	94.0	6.15	**5.7**	SR9	16/10/2014 20:45	27.27	86.8	**5.70**	**9.3**
SR9	16/10/2014 2:50	27.38	81.9	**5.37**	**6.4**	SR9	16/10/2014 8:50	27.16	88.3	**5.81**	3.5	SR9	16/10/2014 14:50	27.49	94.0	6.15	**5.4**	SR9	16/10/2014 20:50	27.28	86.4	**5.67**	**10.8**
SR9	16/10/2014 2:55	27.37	81.9	**5.37**	**6.5**	SR9	16/10/2014 8:55	27.16	89.4	**5.88**	4.1	SR9	16/10/2014 14:55	27.49	94.0	6.15	**5.9**	SR9	16/10/2014 20:55	27.28	86.8	**5.70**	**10.5**
SR9	16/10/2014 3:00	27.38	82.5	**5.41**	**7.0**	SR9	16/10/2014 9:00	27.16	88.7	**5.83**	**6.0**	SR9	16/10/2014 15:00	27.48	93.7	6.13	**5.9**	SR9	16/10/2014 21:00	27.27	87.0	**5.72**	**9.9**
SR9	16/10/2014 3:05	27.37	82.7	**5.42**	**6.6**	SR9	16/10/2014 9:05	27.16	89.1	**5.86**	**5.1**	SR9	16/10/2014 15:05	27.49	93.8	6.14	**5.9**	SR9	16/10/2014 21:05	27.26	87.6	**5.76**	**8.7**
SR9	16/10/2014 3:10	27.38	83.2	**5.45**	**5.9**	SR9	16/10/2014 9:10	27.15	88.4	**5.82**	4.3	SR9	16/10/2014 15:10	27.48	93.9	6.14	**6.1**	SR9	16/10/2014 21:10	27.27	87.2	**5.73**	**9.8**
SR9	16/10/2014 3:15	27.39	84.2	**5.52**	**5.9**	SR9	16/10/2014 9:15	27.16	88.7	**5.84**	4.2	SR9	16/10/2014 15:15	27.47	93.5	6.12	**5.9**	SR9	16/10/2014 21:15	27.26	86.8	**5.70**	**9.6**
SR9	16/10/2014 3:20	27.39	84.0	**5.50**	**6.0**	SR9	16/10/2014 9:20	27.15	88.0	**5.79**	4.7	SR9	16/10/2014 15:20	27.48	93.8	6.14	**6.6**	SR9	16/10/2014 21:20	27.25	86.0	**5.65**	**9.4**
SR9	16/10/2014 3:25	27.41	84.7	**5.55**	**7.0**	SR9	16/10/2014 9:25	27.15	87.8	**5.78**	4.5	SR9	16/10/2014 15:25	27.48	93.7	6.13	**6.8**	SR9	16/10/2014 21:25	27.25	85.4	**5.61**	**10.8**
SR9	16/10/2014 3:30	27.39	84.0	**5.51**	**6.1**	SR9	16/10/2014 9:30	27.16	88.2	**5.81**	4.2	SR9	16/10/2014 15:30	27.48	93.2	6.10	**7.0**	SR9	16/10/2014 21:30	27.25	84.7	**5.57**	**10.7**
SR9	16/10/2014 3:35	27.40	84.7	**5.55**	**6.0**	SR9	16/10/2014 9:35	27.16	87.9	**5.78**	3.9	SR9	16/10/2014 15:35	27.47	92.9	6.08	**5.9**	SR9	16/10/2014 21:35	27.25	85.1	**5.59**	**9.8**
SR9	16/10/2014 3:40	27.40	85.2	**5.58**	**6.9**	SR9	16/10/2014 9:40	27.16	87.6	**5.76**	4.1	SR9	16/10/2014 15:40	27.47	92.4	6.05	**6.1**	SR9	16/10/2014 21:40	27.24	85.1	**5.59**	**9.8**
SR9	16/10/2014 3:45	27.39	86.5	**5.67**	**5.9**	SR9	16/10/2014 9:45	27.17	87.2	**5.74**	4.0	SR9	16/10/2014 15:45	27.47	91.7	6.00	**6.1**	SR9	16/10/2014 21:45	27.23	85.4	**5.61**	**10.2**
SR9	16/10/2014 3:50	27.40	86.1	**5.64**	**6.5**	SR9	16/10/2014 9:50	27.17	87.0	**5.72**	4.6	SR9	16/10/2014 15:50	27.48	92.0	6.02	**7.6**	SR9	16/10/2014 21:50	27.23	86.2	**5.67**	**10.3**
SR9	16/10/2014 3:55	27.38	85.7	**5.61**	**5.9**	SR9	16/10/2014 9:55	27.18	87.1	**5.73**	**5.0**	SR9	16/10/2014 15:55	27.47	91.7	6.00	**8.1**	SR9	16/10/2014 21:55	27.22	85.2	**5.60**	**9.5**
SR9	16/10/2014 4:00	27.38	85.4	**5.60**	**6.0**	SR9	16/10/2014 10:00	27.18	85.9	**5.65**	4.7	SR9	16/10/2014 16:00	27.47	91.4	5.98	**8.6**	SR9	16/10/2014 22:00	27.21	85.3	**5.61**	**10.0**
SR9	16/10/2014 4:05	27.37	85.0	**5.57**	**5.9**	SR9	16/10/2014 10:05	27.19	86.8	**5.71**	**4.9**	SR9	16/10/2014 16:05	27.47	92.8	6.08	**7.9**	SR9	16/10/2014 22:05	27.21	85.4	**5.61**	**9.5**
SR9	16/10/2014 4:10	27.36	85.5	**5.61**	**5.1**	SR9	16/10/2014 10:10	27.20	86.9	**5.72**	**4.8**	SR9	16/10/2014 16:10	27.47	91.4	5.98	**9.1**	SR9	16/10/2014 22:10	27.21	84.1	**5.53**	**9.9**
SR9	16/10/2014 4:15	27.36	85.5	**5.61**	**6.2**	SR9	16/10/2014 10:15	27.20	86.2	**5.67**	**6.0**	SR9	16/10/2014 16:15	27.47	91.8	6.01	**8.9**	SR9	16/10/2014 22:15	27.21	84.0	**5.52**	**9.2**
SR9	16/10/2014 4:20	27.35	86.9	**5.70**	**5.2**	SR9	16/10/2014 10:20	27.21	86.9	**5.71**	**5.3**	SR9	16/10/2014 16:20	27.47	91.8	6.01	**8.6**	SR9	16/10/2014 22:20	27.20	83.8	**5.51**	**9.4**
SR9	16/10/2014 4:25	27.35	86.2	**5.65**	**5.4**	SR9	16/10/2014 10:25	27.21	86.8	**5.71**	**5.9**	SR9	16/10/2014 16:25	27.46	91.1	**5.96**	**8.8**	SR9	16/10/2014 22:25	27.20	84.3	**5.54**	**9.3**
SR9	16/10/2014 4:30	27.34	87.1	**5.71**	**5.8**	SR9	16/10/2014 10:30	27.21	86.7	**5.70**	**6.1**	SR9	16/10/2014 16:30	27.46	91.8	6.01	**9.9**	SR9	16/10/2014 22:30	27.20	84.1	**5.53**	**10.3**
SR9	16/10/2014 4:35	27.35	86.6	**5.68**	**6.4**	SR9	16/10/2014 10:35	27.23	87.4	**5.74**	**4.8**	SR9	16/10/2014 16:35	27.46	92.1	6.03	**9.3**	SR9	16/10/2014 22:35	27.19	83.4	**5.49**	**9.5**
SR9	16/10/2014 4:40	27.34	86.6	**5.68**	**6.4**	SR9	16/10/2014 10:40	27.22	87.0	**5.72**	**5.4**	SR9	16/10/2014 16:40	27.46	91.8	6.01	**9.2**	SR9	16/10/2014 22:40	27.19	83.4	**5.48**	**10.0**
SR9	16/10/2014 4:45	27.33	85.5	**5.61**	**6.1**	SR9	16/10/2014 10:45	27.23	85.5	**5.62**	**5.3**	SR9	16/10/2014 16:45	27.46	91.9	6.02	**8.3**	SR9	16/10/2014 22:45	27.18	83.4	**5.48**	**10.0**
SR9	16/10/2014 4:50	27.32	85.8	**5.63**	**5.6**	SR9	16/10/2014 10:50	27.24	86.0	**5.65**	**5.2**	SR9	16/10/2014 16:50	27.46	91.7	6.01	**9.4**	SR9	16/10/2014 22:50	27.18	82.9	**5.46**	**9.6**
SR9	16/10/2014 4:55	27.31	84.5	**5.54**	**5.3**	SR9	16/10/2014 10:55	27.26	86.4	**5.68**	**5.5**	SR9	16/10/2014 16:55	27.45	92.1	6.03	**10.0**	SR9	16/10/2014 22:55	27.18	82.8	**5.45**	**10.2**
SR9	16/10/2014 5:00	27.31	85.7	**5.62**	**5.3**	SR9	16/10/2014 11:00	27.26	86.2	**5.66**	**5.3**	SR9	16/10/2014 17:00	27.46	93.6	6.13	**9.5**	SR9	16/10/2014 23:00	27.17	83.0	**5.46**	**8.5**
SR9	16/10/2014 5:05	27.31	85.6	**5.62**	**5.7**	SR9	16/10/2014 11:05	27.27	85.5	**5.61**	**5.4**	SR9	16/10/2014 17:05	27.46	93.6	6.13	**8.5**	SR9	16/10/2014 23:05	27.16	82.1	**5.40**	**9.1**
SR9	16/10/2014 5:10	27.30	85.9	**5.64**	**5.9**	SR9	16/10/2014 11:10	27.28	86.6	**5.69**	**5.7**	SR9	16/10/2014 17:10	27.45	92.9	6.08	**8.5**	SR9	16/10/2014 23:10	27.16	81.9	**5.39**	**9.9**
SR9	16/10/2014 5:15	27.30	84.8	**5.56**	**5.6**	SR9	16/10/2014 11:15	27.28	86.2	**5.66**	**5.5**	SR9	16/10/2014 17:15	27.46	93.8	6.14	**9.1**	SR9	16/10/2014 23:15	27.17	81.9	**5.39**	**10.6**
SR9	16/10/2014 5:20	27.28	84.1	**5.52**	**5.5**	SR9	16/10/2014 11:20	27.28	86.0	**5.65**	**5.5**	SR9	16/10/2014 17:20	27.45	93.1	6.10	**8.4**	SR9	16/10/2014 23:20	27.16	81.9	**5.39**	**10.2**
SR9	16/10/2014 5:25	27.28	86.6	**5.68**	**5.1**	SR9	16/10/2014 11:25	27.28	86.1	**5.66**	**5.4**	SR9	16/10/2014 17:25	27.44	93.4	6.12	**9.3**	SR9	16/10/2014 23:25	27.15	82.0	**5.40**	**9.3**
SR9	16/10/2014 5:30	27.28	87.7	**5.75**	**4.9**	SR9	16/10/2014 11:30	27.28	85.8	**5.63**	**5.9**	SR9	16/10/2014 17:30	27.44	93.5	6.12	**8.4**	SR9	16/10/2014 23:30	27.15	81.9	**5.39**	**9.0**
SR9	16/10/2014 5:35	27.27	87.5	**5.74**	**5.4**	SR9	16/10/2014 11:35	27.29	86.2	**5.66**	**6.2**	SR9	16/10/2014 17:35	27.43	92.7	6.07	**8.4**	SR9	16/10/2014 23:35	27.14	81.5	**5.36**	**8.9**
SR9	16/10/2014 5:40	27.27	87.5	**5.75**	**5.3**	SR9	16/10/2014 11:40	27.28	85.7	**5.63**	**5.3**	SR9	16/10/2014 17:40	27.42	92.3	6.05	**9.0**	SR9	16/10/2014 23:40	27.13	81.3	**5.35**	**9.0**
SR9	16/10/2014 5:45	27.27	87.4	**5.74**	**5.7**	SR9	16/10/2014 11:45	27.28	86.3	**5.67**	**6.0**	SR9	16/10/2014 17:45	27.43	93.0	6.09	**9.8**	SR9	16/10/2014 23:45	27.13	81.4	**5.36**	**9.4**
SR9	16/10/2014 5:50	27.27	86.8	**5.70**	**5.3**	SR9	16/10/2014 11:50	27.30	86.6	**5.68**	**5.7**	SR9	16/10/2014 17:50	27.42	91.8	6.02	**10.4**	SR9	16/10/2014 23:50	27.12	81.8	**5.39**	**9.4**
SR9	16/10/2014 5:55	27.26	86.6	**5.69**	**5.9**	SR9	16/10/2014 11:55	27.33	86.9	**5.71**	**5.9**	SR9	16/10/2014 17:55	27.41	91.6	6.00	**12.1**	SR9	16/10/2014 23:55	27.11	81.0	**5.33**	**8.7**

Station	Timestamp	Temp (°C)	DO (%)	DO (mg/L)	Tur (NTU)	Station	Timestamp	Temp (°C)	DO (%)	DO (mg/L)	Tur (NTU)	Station	Timestamp	Temp (°C)	DO (%)	DO (mg/L)	Tur (NTU)	Station	Timestamp	Temp (°C)	DO (%)	DO (mg/L)	Tur (NTU)
SR10	16/10/2014 0:00	28.11	78.3	**5.14**	3.0	SR10	16/10/2014 6:00	27.97	80.4	**5.29**	2.2	SR10	16/10/2014 12:00	28.03	84.1	**5.53**	2.9	SR10	16/10/2014 18:00	28.02	84.0	**5.53**	2.3
SR10	16/10/2014 0:05	28.11	79.4	**5.21**	3.5	SR10	16/10/2014 6:05	28.00	79.7	**5.24**	2.3	SR10	16/10/2014 12:05	28.02	82.3	**5.42**	3.0	SR10	16/10/2014 18:05	28.03	83.5	**5.49**	2.8
SR10	16/10/2014 0:10	28.11	80.1	**5.26**	2.9	SR10	16/10/2014 6:10	28.03	80.7	**5.31**	2.8	SR10	16/10/2014 12:10	28.04	82.7	**5.44**	2.9	SR10	16/10/2014 18:10	28.01	83.6	**5.50**	2.8
SR10	16/10/2014 0:15	28.09	80.5	**5.29**	3.0	SR10	16/10/2014 6:15	28.02	81.0	**5.33**	2.7	SR10	16/10/2014 12:15	28.06	82.9	**5.45**	3.2	SR10	16/10/2014 18:15	28.02	83.8	**5.52**	2.4
SR10	16/10/2014 0:20	28.11	80.9	**5.31**	3.0	SR10	16/10/2014 6:20	28.02	81.9	**5.39**	2.9	SR10	16/10/2014 12:20	28.07	85.3	**5.61**	2.1	SR10	16/10/2014 18:20	28.00	84.1	**5.54**	3.1
SR10	16/10/2014 0:25	28.10	80.4	**5.28**	3.5	SR10	16/10/2014 6:25	28.02	81.8	**5.38**	2.3	SR10	16/10/2014 12:25	28.06	84.5	**5.56**	2.1	SR10	16/10/2014 18:25	28.02	85.2	**5.61**	2.9
SR10	16/10/2014 0:30	28.10	79.7	**5.24**	3.0	SR10	16/10/2014 6:30	28.02	80.3	**5.28**	3.1	SR10	16/10/2014 12:30	28.06	85.6	**5.63**	2.2	SR10	16/10/2014 18:30	28.02	83.8	**5.52**	3.1
SR10	16/10/2014 0:35	28.09	80.8	**5.31**	3.0	SR10	16/10/2014 6:35	28.02	80.8	**5.31**	2.6	SR10	16/10/2014 12:35	28.05	85.3	**5.61**	2.5	SR10	16/10/2014 18:35	28.04	85.5	**5.63**	3.6
SR10	16/10/2014 0:40	28.08	80.0	**5.26**	3.2	SR10	16/10/2014 6:40	28.02	79.7	**5.24**	2.6	SR10	16/10/2014 12:40	28.05	85.5	**5.62**	2.2	SR10	16/10/2014 18:40	28.02	84.9	**5.59**	4.4
SR10	16/10/2014 0:45	28.08	80.0	**5.26**	2.9	SR10	16/10/2014 6:45	28.04	81.5	**5.36**	2.9	SR10	16/10/2014 12:45	28.06	85.6	**5.63**	2.5	SR10	16/10/2014 18:45	27.98	84.1	**5.54**	3.6
SR10	16/10/2014 0:50	28.08	80.2	**5.27**	3.0	SR10	16/10/2014 6:50	27.94	83.6	**5.51**	2.1	SR10	16/10/2014 12:50	28.05	86.1	**5.67**	2.5	SR10	16/10/2014 18:50	28.02	84.7	**5.58**	4.1
SR10	16/10/2014 0:55	28.08	80.8	**5.31**	2.6	SR10	16/10/2014 6:55	27.95	82.6	**5.44**	2.6	SR10	16/10/2014 12:55	28.05	85.9	**5.65**	2.3	SR10	16/10/2014 18:55	28.01	84.2	**5.55**	3.5
SR10	16/10/2014 1:00	28.08	81.3	**5.34**	3.0	SR10	16/10/2014 7:00	27.94	83.3	**5.49**	2.1	SR10	16/10/2014 13:00	28.04	85.4	**5.61**	2.3	SR10	16/10/2014 19:00	28.00	84.4	**5.56**	3.7
SR10	16/10/2014 1:05	28.07	81.2	**5.34**	4.4	SR10	16/10/2014 7:05	27.95	83.1	**5.48**	2.0	SR10	16/10/2014 13:05	28.05	85.5	**5.62**	2.6	SR10	16/10/2014 19:05	28.02	82.8	**5.45**	3.7
SR10	16/10/2014 1:10	28.06	81.4	**5.35**	3.4	SR10	16/10/2014 7:10	27.96	82.9	**5.46**	2.1	SR10	16/10/2014 13:10	28.07	85.5	**5.62**	3.0	SR10	16/10/2014 19:10	27.98	84.3	**5.55**	3.3
SR10	16/10/2014 1:15	28.06	81.6	**5.37**	2.9	SR10	16/10/2014 7:15	27.94	83.7	**5.52**	2.0	SR10	16/10/2014 13:15	28.07	85.0	**5.59**	2.5	SR10	16/10/2014 19:15	28.00	84.5	**5.56**	3.4
SR10	16/10/2014 1:20	28.05	81.8	**5.38**	2.5	SR10	16/10/2014 7:20	27.95	83.6	**5.51**	1.8	SR10	16/10/2014 13:20	28.05	85.1	**5.59**	2.9	SR10	16/10/2014 19:20	27.99	83.1	**5.48**	3.1
SR10	16/10/2014 1:25	28.04	81.2	**5.34**	3.1	SR10	16/10/2014 7:25	27.95	83.5	**5.50**	1.8	SR10	16/10/2014 13:25	28.06	83.7	**5.51**	3.4	SR10	16/10/2014 19:25	28.03	85.4	**5.62**	3.3
SR10	16/10/2014 1:30	28.02	80.7	**5.31**	3.0	SR10	16/10/2014 7:30	27.94	83.7	**5.52**	2.2	SR10	16/10/2014 13:30	28.05	84.7	**5.57**	3.2	SR10	16/10/2014 19:30	28.00	84.4	**5.56**	3.7
SR10	16/10/2014 1:35	28.05	80.3	**5.28**	3.0	SR10	16/10/2014 7:35	27.94	83.8	**5.52**	1.8	SR10	16/10/2014 13:35	28.04	84.8	**5.58**	3.0	SR10	16/10/2014 19:35	27.99	84.3	**5.55**	3.6
SR10	16/10/2014 1:40	28.06	80.5	**5.29**	2.9	SR10	16/10/2014 7:40	27.96	83.5	**5.50**	2.3	SR10	16/10/2014 13:40	28.05	85.1	**5.60**	2.8	SR10	16/10/2014 19:40	28.02	84.9	**5.59**	4.2
SR10	16/10/2014 1:45	28.04	80.8	**5.31**	3.5	SR10	16/10/2014 7:45	27.93	83.7	**5.52**	1.8	SR10	16/10/2014 13:45	28.06	84.8	**5.57**	2.8	SR10	16/10/2014 19:45	28.00	83.7	**5.52**	3.8
SR10	16/10/2014 1:50	28.05	80.6	**5.30**	3.3	SR10	16/10/2014 7:50	27.95	83.6	**5.50**	1.9	SR10	16/10/2014 13:50	28.06	83.8	**5.51**	3.0	SR10	16/10/2014 19:50	28.00	84.7	**5.58**	3.2
SR10	16/10/2014 1:55	28.00	80.1	**5.27**	2.7	SR10	16/10/2014 7:55	27.95	83.7	**5.52**	1.9	SR10	16/10/2014 13:55	28.05	83.1	**5.46**	3.3	SR10	16/10/2014 19:55	27.98	83.4	**5.50**	4.2
SR10	16/10/2014 2:00	28.04	80.2	**5.28**	2.6	SR10	16/10/2014 8:00	27.95	83.6	**5.51**	2.3	SR10	16/10/2014 14:00	28.05	82.6	**5.43**	3.0	SR10	16/10/2014 20:00	27.99	84.9	**5.59**	3.2
SR10	16/10/2014 2:05	28.04	79.0	**5.19**	2.8	SR10	16/10/2014 8:05	27.96	83.6	**5.50**	2.3	SR10	16/10/2014 14:05	28.06	83.8	**5.51**	2.8	SR10	16/10/2014 20:05	27.99	85.5	**5.64**	2.9
SR10	16/10/2014 2:10	28.05	79.1	**5.20**	3.1	SR10	16/10/2014 8:10	27.95	83.3	**5.49**	1.9	SR10	16/10/2014 14:10	28.08	84.9	**5.58**	2.4	SR10	16/10/2014 20:10	27.98	85.3	**5.62**	3.2
SR10	16/10/2014 2:15	28.04	80.2	**5.27**	2.8	SR10	16/10/2014 8:15	27.96	83.4	**5.49**	2.2	SR10	16/10/2014 14:15	28.08	85.0	**5.59**	2.3	SR10	16/10/2014 20:15	27.97	82.7	**5.45**	3.5
SR10	16/10/2014 2:20	28.02	79.8	**5.25**	2.3	SR10	16/10/2014 8:20	27.96	83.3	**5.48**	2.5	SR10	16/10/2014 14:20	28.10	87.2	**5.73**	1.7	SR10	16/10/2014 20:20	27.98	85.0	**5.60**	3.0
SR10	16/10/2014 2:25	28.03	80.4	**5.29**	3.4	SR10	16/10/2014 8:25	27.96	83.2	**5.48**	2.5	SR10	16/10/2014 14:25	28.09	86.4	**5.68**	2.0	SR10	16/10/2014 20:25	27.98	85.0	**5.60**	3.1
SR10	16/10/2014 2:30	28.03	80.1	**5.27**	2.6	SR10	16/10/2014 8:30	27.95	83.2	**5.48**	2.5	SR10	16/10/2014 14:30	28.08	87.6	**5.76**	2.0	SR10	16/10/2014 20:30	28.00	84.9	**5.60**	2.9
SR10	16/10/2014 2:35	28.03	78.5	**5.16**	2.4	SR10	16/10/2014 8:35	27.95	83.2	**5.49**	2.1	SR10	16/10/2014 14:35	28.08	86.5	**5.69**	1.7	SR10	16/10/2014 20:35	27.98	81.1	**5.34**	2.9
SR10	16/10/2014 2:40	28.03	79.4	**5.22**	2.3	SR10	16/10/2014 8:40	27.96	82.9	**5.46**	2.1	SR10	16/10/2014 14:40	28.09	85.9	**5.65**	2.3	SR10	16/10/2014 20:40	27.96	82.6	**5.45**	3.2
SR10	16/10/2014 2:45	28.02	79.5	**5.23**	2.7	SR10	16/10/2014 8:45	27.96	83.2	**5.48**	2.3	SR10	16/10/2014 14:45	28.10	86.6	**5.69**	1.6	SR10	16/10/2014 20:45	27.96	83.6	**5.51**	3.7
SR10	16/10/2014 2:50	28.03	77.9	**5.13**	2.5	SR10	16/10/2014 8:50	27.96	83.3	**5.49**	2.1	SR10	16/10/2014 14:50	28.10	85.2	**5.60**	2.0	SR10	16/10/2014 20:50	27.95	80.6	**5.32**	3.3
SR10	16/10/2014 2:55	28.02	77.1	**5.07**	2.7	SR10	16/10/2014 8:55	27.97	83.1	**5.47**	2.3	SR10	16/10/2014 14:55	28.11	86.7	**5.69**	1.8	SR10	16/10/2014 20:55	27.93	83.5	**5.51**	2.9
SR10	16/10/2014 3:00	28.02	76.0	**5.00**	2.3	SR10	16/10/2014 9:00	27.97	82.7	**5.45**	3.1	SR10	16/10/2014 15:00	28.11	86.9	**5.71**	2.0	SR10	16/10/2014 21:00	27.93	82.4	**5.44**	3.1
SR10	16/10/2014 3:05	28.02	74.1	**4.87**	2.7	SR10	16/10/2014 9:05	27.95	82.6	**5.45**	2.9	SR10	16/10/2014 15:05	28.11	86.7	**5.69**	2.0	SR10	16/10/2014 21:05	27.92	84.2	**5.56**	3.0
SR10	16/10/2014 3:10	28.00	74.5	**4.91**	3.5	SR10	16/10/2014 9:10	27.97	82.0	**5.40**	2.8	SR10	16/10/2014 15:10	28.12	86.7	**5.69**	1.7	SR10	16/10/2014 21:10	27.92	84.2	**5.56**	3.0
SR10	16/10/2014 3:15	28.03	73.1	**4.80**	3.6	SR10	16/10/2014 9:15	27.97	81.5	**5.37**	3.3	SR10	16/10/2014 15:15	28.11	86.6	**5.69**	1.8	SR10	16/10/2014 21:15	27.93	84.6	**5.58**	3.3
SR10	16/10/2014 3:20	28.04	74.4	**4.89**	2.6	SR10	16/10/2014 9:20	27.97	82.2	**5.41**	3.2	SR10	16/10/2014 15:20	28.12	87.5	**5.75**	1.7	SR10	16/10/2014 21:20	27.93	83.3	**5.49**	3.0
SR10	16/10/2014 3:25	28.05	76.2	**5.00**	2.8	SR10	16/10/2014 9:25	27.99	80.6	**5.30**	4.7	SR10	16/10/2014 15:25	28.12	87.4	**5.74**	1.9	SR10	16/10/2014 21:25	27.92	84.2	**5.55**	2.8
SR10	16/10/2014 3:30	28.06	77.8	**5.11**	2.7	SR10	16/10/2014 9:30	28.01	80.2	**5.28**	**5.7**	SR10	16/10/2014 15:30	28.13	88.7	**5.83**	1.5	SR10	16/10/2014 21:30	27.90	84.5	**5.58**	3.0
SR10	16/10/2014 3:35	28.03	78.7	**5.17**	2.6	SR10	16/10/2014 9:35	28.03	80.3	**5.28**	**6.0**	SR10	16/10/2014 15:35	28.13	87.6	**5.75**	1.8	SR10	16/10/2014 21:35	27.92	82.8	**5.47**	3.0
SR10	16/10/2014 3:40	28.02	79.7	**5.24**	3.1	SR10	16/10/2014 9:40	28.03	79.7	**5.24**	**5.9**	SR10	16/10/2014 15:40	28.14	89.5	**5.88**	1.4	SR10	16/10/2014 21:40	27.93	84.0	**5.54**	3.2
SR10	16/10/2014 3:45	28.05	79.2	**5.21**	3.0	SR10	16/10/2014 9:45	28.03	80.9	**5.32**	**6.8**	SR10	16/10/2014 15:45	28.13	88.2	**5.80**	1.9	SR10	16/10/2014 21:45	27.94	83.5	**5.51**	3.1
SR10	16/10/2014 3:50	28.03	80.5	**5.29**	2.4	SR10	16/10/2014 9:50	28.02	80.4	**5.29**	**6.0**	SR10	16/10/2014 15:50	28.13	83.3	**5.47**	2.5	SR10	16/10/2014 21:50	27.94	83.1	**5.48**	3.3
SR10	16/10/2014 3:55	28.03	81.3	**5.34**	3.2	SR10	16/10/2014 9:55	28.02	80.4	**5.29**	**5.4**	SR10	16/10/2014 15:55	28.14	88.3	**5.80**	1.5	SR10	16/10/2014 21:55	27.93	83.4	**5.50**	3.2
SR10	16/10/2014 4:00	28.04	80.5	**5.29**	2.6	SR10	16/10/2014 10:00	28.01	80.5	**5.30**	**5.3**	SR10	16/10/2014 16:00	28.12	88.4	**5.81**	1.8	SR10	16/10/2014 22:00	27.92	83.8	**5.53**	2.9
SR10	16/10/2014 4:05	28.04	79.9	**5.25**	2.7	SR10	16/10/2014 10:05	27.97	81.8	**5.39**	4.0	SR10	16/10/2014 16:05	28.14	89.2	**5.86**	1.5	SR10	16/10/2014 22:05	27.92	83.1	**5.48**	2.8
SR10	16/10/2014 4:10	28.05	78.2	**5.14**	2.8	SR10	16/10/2014 10:10	27.98	84.8	**5.59**	2.1	SR10	16/10/2014 16:10	28.13	88.7	**5.83**	2.1	SR10	16/10/2014 22:10	27.92	80.1	**5.29**	2.8
SR10	16/10/2014 4:15	28.02	81.2	**5.34**	2.9	SR10	16/10/2014 10:15	27.98	83.7	**5.51**	3.0	SR10	16/10/2014 16:15	28.14	89.6	**5.89**	1.7	SR10	16/10/2014 22:15	27.90	79.6	**5.26**	2.7
SR10	16/10/2014 4:20	28.03	81.6	**5.36**	2.8	SR10	16/10/2014 10:20	27.96	82.7	**5.45**	3.1	SR10	16/10/2014 16:20	28.12	87.0	**5.71**	1.9	SR10	16/10/2014 22:20	27.90	79.1	**5.23**	3.1
SR10	16/10/2014 4:25	28.02	81.3	**5.35**	3.5	SR10	16/10/2014 10:25	28.00	85.0	**5.60**	2.3	SR10	16/10/2014 16:25	28.11	87.9	**5.78**	1.6	SR10	16/10/2014 22:25	27.89	79.2	**5.23**	3.1
SR10	16/10/2014 4:30	27.99	80.7	**5.31**	3.4	SR10						SR10	16/10/2014 16:30	28.10	87.5	**5.75**	1.5	SR10	16/10/2014 22:30	27.88	77.9	**5.15**	2.7
SR10	16/10/2014 4:35	27.98	81.5	**5.37**	2.7	SR10						SR10	16/10/2014 16:35	28.10	88.1	**5.79**	1.8	SR10	16/10/2014 22:35	27.86	79.3	**5.24**	2.9
SR10	16/10/2014 4:40	27.98	80.6	**5.30**	2.6	SR10						SR10	16/10/2014 16:40	28.09	87.0	**5.72**	2.4	SR10	16/10/2014 22:40	27.87	82.3	**5.44**	2.7
SR10	16/10/2014 4:45	27.98	79.6	**5.24**	2.4	SR10						SR10	16/10/2014 16:45	28.08	89.0	**5.85**	1.6	SR10	16/10/2014 22:45	27.77	86.3	**5.71**	3.1
SR10	16/10/2014 4:50	27.98	79.0	**5.20**	3.4	SR10	16/10/2014 10:50	28.03	85.3	**5.61**	2.1	SR10	16/10/2014 16:50	28.08	88.0	**5.78**	1.8	SR10	16/10/2014 22:50	27.80	86.0	**5.69**	3.1
SR10	16/10/2014 4:55	27.96	79.2	**5.21**	2.3	SR10	16/10/2014 10:55	28.03	85.7	**5.64**	1.6	SR10	16/10/2014 16:55	28.07	86.1	**5.66**	2.0	SR10	16/10/2014 22:55	27.80	85.9	**5.68**	2.9
SR10	16/10/2014 5:00	27.95	80.7	**5.31**	2.4	SR10	16/10/2014 11:00	28.03	85.7	**5.64**	1.7	SR10	16/10/2014 17:00	28.08	83.8	**5.51**	2.1	SR10	16/10/2014 23:00	27.81	85.6	**5.66**	3.4
SR10	16/10/2014 5:05	27.95	78.4	**5.17**	2.9	SR10	16/10/2014 11:05	28.02	84.9	**5.59**	3.7	SR10	16/10/2014 17:05	28.06	85.3	**5.61**	1.9	SR10	16/10/2014 23:05	27.83	86.3	**5.70**	2.9
SR10	16/10/2014 5:10	27.98	80.0	**5.26**	2.8	SR10	16/10/2014 11:10	28.02	84.5	**5.56**	4.3	SR10	16/10/2014 17:10	28.07	83.8	**5.51**	3.0	SR10	16/10/2014 23:10	27.84	86.2	**5.69**	2.5
SR10	16/10/2014 5:15	27.97	78.2	**5.15**	2.8	SR10	16/10/2014 11:15	28.06	85.9	**5.64**	2.7	SR10	16/10/2014 17:15	28.05	83.6	**5.50**	2.3	SR10	16/10/2014 23:15	27.82	85.3	**5.64**	2.4
SR10	16/10/2014 5:20	27.95	80.8	**5.32**	2.6	SR10	16/10/2014 11:20	28.04	84.8	**5.58**	3.2	SR10	16/10/2014 17:20	28.02	84.2	**5.55**	2.5	SR10	16/10/2014 23:20	27.81	85.6	**5.66**	3.3
SR10	16/10/2014 5:25	27.98	78.4	**5.16**	2.3	SR10	16/10/2014 11:25	28.03	84.4	**5.55**	3.9	SR10	16/10/2014 17:25	28.03	84.3	**5.55**	2.0	SR10	16/10/2014 23:25	27.84	85.6	**5.66**	3.2
SR10	16/10/2014 5:30	28.00	79.6	**5.24**	2.7	SR10	16/10/2014 11:30	28.04	84.7	**5.57**	3.1	SR10	16/10/2014 17:30	28.06	86.8	**5.71**	2.0	SR10	16/10/2014 23:30	27.81	85.1	**5.63**	2.9
SR10	16/10/2014 5:35	28.00	80.3	**5.28**	2.6	SR10	16/10/2014 11:35	28.01	84.0	**5.53**	3.0	SR10	16/10/2014 17:35	28.02	85.7	**5.64**	2.1	SR10	16/10/2014 23:35	27.82	85.3	**5.64**	2.5
SR10	16/10/2014 5:40	27.97	80.5	**5.30**	2.6	SR10	16/10/2014 11:40	28.01	84.1	**5.53**	2.8	SR10	16/10/2014 17:40	28.06	85.0	**5.59**	2.3	SR10	16/10/2014 23:40	27.79	84.8	**5.61**	3.1
SR10	16/10/2014 5:45	27.99	80.1	**5.27**	2.6	SR10	16/10/2014 11:45	28.03	85.0	**5.59**	2.9	SR10	16/10/2014 17:45	28.03	86.3	**5.68**	2.6	SR10	16/10/2014 23:45	27.79	84.9	**5.61**	2.7
SR10	16/10/2014 5:50	27.97	80.3	**5.29**	2.8	SR10	16/10/2014 11:50	28.02	84.3	**5.54**	4.0	SR10	16/10/2014 17:50	28.07	85.4	**5.62**	**8.0**	SR10	16/10/2014 23:50	27.77	84.9	**5.61**	3.0
SR10	16/10/2014 5:55	27.99	80.0	**5.26**	2.6	SR10	16/10/2014 11:55	27.98	83.2	**5.48**	**5.5**	SR10	16/10/2014 17:55	28.03	84.5	**5.56**	3.2	SR10	16/10/2014 23:55	27.80	84.9	**5.62**	2.9

Station	Timestamp	Temp (°C)	DO (%)	DO (mg/L)	Tur (NTU)	Station	Timestamp	Temp (°C)	DO (%)	DO (mg/L)	Tur (NTU)	Station	Timestamp	Temp (°C)	DO (%)	DO (mg/L)	Tur (NTU)	Station	Timestamp	Temp (°C)	DO (%)	DO (mg/L)	Tur (NTU)
SR11	16/10/2014 0:00	28.34	76.6	**5.08**	0.8	SR11	16/10/2014 6:00	28.16	73.2	**4.87**	1.3	SR11	16/10/2014 12:00	27.97	75.9	**5.07**	2.8	SR11	16/10/2014 18:00	28.06	76.2	**5.09**	4.4
SR11	16/10/2014 0:05	28.32	74.9	**4.97**	0.6	SR11	16/10/2014 6:05	28.16	72.4	**4.82**	1.8	SR11	16/10/2014 12:05	27.96	75.5	**5.05**	2.6	SR11	16/10/2014 18:05	28.09	76.3	**5.09**	**5.4**
SR11	16/10/2014 0:10	28.32	76.5	**5.08**	0.7	SR11	16/10/2014 6:10	28.15	74.0	**4.93**	1.3	SR11	16/10/2014 12:10	27.96	77.5	**5.18**	3.0	SR11	16/10/2014 18:10	28.08	77.1	**5.14**	4.6
SR11	16/10/2014 0:15	28.31	78.9	**5.24**	0.6	SR11	16/10/2014 6:15	28.15	73.9	**4.92**	1.0	SR11	16/10/2014 12:15	27.96	77.9	**5.21**	2.2	SR11	16/10/2014 18:15	28.08	76.0	**5.08**	**4.8**
SR11	16/10/2014 0:20	28.32	76.5	**5.08**	1.0	SR11	16/10/2014 6:20	28.14	71.5	**4.76**	1.6	SR11	16/10/2014 12:20	27.97	76.9	**5.14**	2.3	SR11	16/10/2014 18:20	28.06	77.0	**5.14**	4.6
SR11	16/10/2014 0:25	28.29	78.6	**5.22**	0.7	SR11	16/10/2014 6:25	28.17	70.9	**4.72**	3.1	SR11	16/10/2014 12:25	27.97	76.4	**5.11**	2.6	SR11	16/10/2014 18:25	28.07	77.2	**5.15**	**5.1**
SR11	16/10/2014 0:30	28.31	76.3	**5.06**	0.7	SR11	16/10/2014 6:30	28.14	71.5	**4.76**	1.7	SR11	16/10/2014 12:30	27.97	78.0	**5.21**	2.6	SR11	16/10/2014 18:30	28.07	77.1	**5.15**	**4.8**
SR11	16/10/2014 0:35	28.28	78.8	**5.23**	0.5	SR11	16/10/2014 6:35	28.15	70.6	**4.70**	2.1	SR11	16/10/2014 12:35	27.96	77.0	**5.14**	2.2	SR11	16/10/2014 18:35	28.07	74.7	**4.98**	**5.3**
SR11	16/10/2014 0:40	28.28	76.1	**5.06**	0.7	SR11	16/10/2014 6:40	28.14	71.3	**4.75**	1.9	SR11	16/10/2014 12:40	27.97	77.0	**5.14**	2.6	SR11	16/10/2014 18:40	28.09	76.8	**5.12**	**7.2**
SR11	16/10/2014 0:45	28.27	76.7	**5.10**	0.5	SR11	16/10/2014 6:45	28.13	72.4	**4.82**	1.6	SR11	16/10/2014 12:45	27.97	76.4	**5.11**	2.0	SR11	16/10/2014 18:45	28.08	77.9	**5.20**	**5.9**
SR11	16/10/2014 0:50	28.28	75.9	**5.03**	0.6	SR11	16/10/2014 6:50	28.13	72.4	**4.82**	1.5	SR11	16/10/2014 12:50	27.98	77.3	**5.16**	2.8	SR11	16/10/2014 18:50	28.09	77.1	**5.14**	**5.8**
SR11	16/10/2014 0:55	28.28	74.1	**4.92**	0.7	SR11	16/10/2014 6:55	28.14	68.9	**4.59**	2.7	SR11	16/10/2014 12:55	27.98	78.5	**5.25**	3.0	SR11	16/10/2014 18:55	28.07	77.6	**5.18**	**5.1**
SR11	16/10/2014 1:00	28.26	77.1	**5.12**	0.7	SR11	16/10/2014 7:00	28.17	68.6	**4.57**	3.5	SR11	16/10/2014 13:00	27.97	77.9	**5.21**	3.3	SR11	16/10/2014 19:00	28.06	76.3	**5.09**	4.6
SR11	16/10/2014 1:05	28.25	76.9	**5.11**	0.5	SR11	16/10/2014 7:05	28.14	71.9	**4.79**	2.1	SR11	16/10/2014 13:05	27.98	76.7	**5.13**	2.9	SR11	16/10/2014 19:05	28.06	75.8	**5.06**	**4.9**
SR11	16/10/2014 1:10	28.26	76.2	**5.06**	0.9	SR11	16/10/2014 7:10	28.17	67.6	**4.50**	3.9	SR11	16/10/2014 13:10	27.97	76.3	**5.10**	2.6	SR11	16/10/2014 19:10	28.05	77.3	**5.16**	**5.1**
SR11	16/10/2014 1:15	28.25	76.4	**5.08**	0.9	SR11	16/10/2014 7:15	28.13	67.0	**4.46**	3.7	SR11	16/10/2014 13:15	28.00	76.1	**5.09**	2.7	SR11	16/10/2014 19:15	28.08	75.6	**5.04**	**6.2**
SR11	16/10/2014 1:20	28.26	77.2	**5.13**	0.8	SR11	16/10/2014 7:20	28.16	68.5	**4.55**	3.5	SR11	16/10/2014 13:20	28.00	77.8	**5.20**	3.5	SR11	16/10/2014 19:20	28.08	76.4	**5.09**	**5.3**
SR11	16/10/2014 1:25	28.23	75.8	**5.04**	0.5	SR11	16/10/2014 7:25	28.16	66.7	**4.44**	3.4	SR11	16/10/2014 13:25	28.01	76.8	**5.13**	2.6	SR11	16/10/2014 19:25	28.07	75.8	**5.06**	**5.6**
SR11	16/10/2014 1:30	28.23	76.6	**5.09**	0.6	SR11	16/10/2014 7:30	28.16	67.3	**4.48**	3.8	SR11	16/10/2014 13:30	28.01	76.3	**5.10**	3.7	SR11	16/10/2014 19:30	28.08	76.5	**5.10**	**5.3**
SR11	16/10/2014 1:35	28.23	77.4	**5.14**	0.5	SR11	16/10/2014 7:35	28.17	67.3	**4.48**	4.5	SR11	16/10/2014 13:35	28.00	76.3	**5.09**	2.2	SR11	16/10/2014 19:35	28.05	75.6	**5.05**	4.4
SR11	16/10/2014 1:40	28.23	76.5	**5.09**	0.7	SR11	16/10/2014 7:40	28.15	68.4	**4.56**	3.7	SR11	16/10/2014 13:40	28.01	77.5	**5.17**	2.9	SR11	16/10/2014 19:40	28.06	75.3	**5.02**	4.6
SR11	16/10/2014 1:45	28.21	74.0	**4.92**	1.0	SR11	16/10/2014 7:45	28.15	68.5	**4.56**	4.3	SR11	16/10/2014 13:45	27.99	77.2	**5.16**	2.2	SR11	16/10/2014 19:45	28.06	75.5	**5.04**	**4.8**
SR11	16/10/2014 1:50	28.21	75.5	**5.02**	0.7	SR11	16/10/2014 7:50	28.14	69.4	**4.62**	4.2	SR11	16/10/2014 13:50	28.00	78.5	**5.25**	3.0	SR11	16/10/2014 19:50	28.06	75.5	**5.04**	**4.9**
SR11	16/10/2014 1:55	28.22	75.7	**5.03**	1.0	SR11	16/10/2014 7:55	28.16	70.5	**4.69**	**5.1**	SR11	16/10/2014 13:55	28.01	78.3	**5.23**	3.1	SR11	16/10/2014 19:55	28.05	75.5	**5.04**	**5.0**
SR11	16/10/2014 2:00	28.21	76.4	**5.08**	0.5	SR11	16/10/2014 8:00	28.16	69.5	**4.63**	4.7	SR11	16/10/2014 14:00	28.01	77.8	**5.20**	2.7	SR11	16/10/2014 20:00	28.05	75.6	**5.05**	4.5
SR11	16/10/2014 2:05	28.19	76.2	**5.07**	0.7	SR11	16/10/2014 8:05	28.16	68.5	**4.55**	**5.1**	SR11	16/10/2014 14:05	28.01	76.8	**5.13**	3.0	SR11	16/10/2014 20:05	28.04	74.9	**5.00**	4.4
SR11	16/10/2014 2:10	28.20	76.0	**5.05**	0.6	SR11	16/10/2014 8:10	28.16	68.8	**4.57**	4.3	SR11	16/10/2014 14:10	28.01	76.9	**5.13**	3.1	SR11	16/10/2014 20:10	28.05	75.8	**5.06**	4.5
SR11	16/10/2014 2:15	28.20	76.9	**5.11**	0.5	SR11	16/10/2014 8:15	28.14	68.2	**4.54**	3.9	SR11	16/10/2014 14:15	28.01	76.4	**5.10**	3.2	SR11	16/10/2014 20:15	28.04	76.3	**5.10**	4.6
SR11	16/10/2014 2:20	28.21	74.7	**4.97**	0.7	SR11	16/10/2014 8:20	28.15	68.6	**4.57**	4.7	SR11	16/10/2014 14:20	27.99	77.4	**5.17**	3.1	SR11	16/10/2014 20:20	28.05	75.9	**5.07**	**4.9**
SR11	16/10/2014 2:25	28.20	75.0	**4.98**	0.6	SR11	16/10/2014 8:25	28.15	69.5	**4.63**	4.4	SR11	16/10/2014 14:25	27.99	76.4	**5.10**	2.3	SR11	16/10/2014 20:25	28.04	75.4	**5.04**	4.4
SR11	16/10/2014 2:30	28.18	76.0	**5.05**	0.3	SR11	16/10/2014 8:30	28.14	69.9	**4.65**	4.7	SR11	16/10/2014 14:30	28.01	77.3	**5.16**	3.4	SR11	16/10/2014 20:30	28.02	75.6	**5.05**	4.2
SR11	16/10/2014 2:35	28.20	75.9	**5.05**	0.5	SR11	16/10/2014 8:35	28.15	67.9	**4.52**	**5.1**	SR11	16/10/2014 14:35	28.01	75.1	**5.02**	4.1	SR11	16/10/2014 20:35	28.03	75.5	**5.04**	4.4
SR11	16/10/2014 2:40	28.19	75.7	**5.04**	0.4	SR11	16/10/2014 8:40	28.16	67.0	**4.46**	**5.1**	SR11	16/10/2014 14:40	28.00	75.9	**5.07**	3.3	SR11	16/10/2014 20:40	28.01	75.4	**5.04**	4.3
SR11	16/10/2014 2:45	28.19	74.7	**4.97**	0.5	SR11	16/10/2014 8:45	28.14	69.6	**4.64**	**5.0**	SR11	16/10/2014 14:45	28.00	76.3	**5.10**	3.5	SR11	16/10/2014 20:45	28.02	75.4	**5.04**	3.8
SR11	16/10/2014 2:50	28.19	75.3	**5.00**	0.6	SR11	16/10/2014 8:50	28.13	69.5	**4.63**	4.2	SR11	16/10/2014 14:50	28.02	77.5	**5.18**	3.0	SR11	16/10/2014 20:50	28.01	75.5	**5.04**	4.0
SR11	16/10/2014 2:55	28.20	74.6	**4.96**	0.7	SR11	16/10/2014 8:55	28.14	70.4	**4.69**	**5.3**	SR11	16/10/2014 14:55	28.01	77.0	**5.15**	2.7	SR11	16/10/2014 20:55	28.01	76.2	**5.09**	**5.7**
SR11	16/10/2014 3:00	28.19	74.8	**4.98**	0.5	SR11	16/10/2014 9:00	28.13	70.3	**4.68**	4.7	SR11	16/10/2014 15:00	28.03	77.3	**5.16**	2.8	SR11	16/10/2014 21:00	27.97	76.1	**5.08**	3.2
SR11	16/10/2014 3:05	28.18	75.3	**5.01**	0.4	SR11	16/10/2014 9:05	28.12	70.4	**4.69**	4.6	SR11	16/10/2014 15:05	28.05	77.7	**5.19**	3.9	SR11	16/10/2014 21:05	28.00	76.5	**5.11**	3.2
SR11	16/10/2014 3:10	28.18	74.2	**4.94**	1.0	SR11	16/10/2014 9:10	28.11	70.3	**4.68**	4.4	SR11	16/10/2014 15:10	28.04	80.2	**5.36**	3.6	SR11	16/10/2014 21:10	27.98	76.1	**5.09**	3.5
SR11	16/10/2014 3:15	28.17	74.1	**4.93**	0.5	SR11	16/10/2014 9:15	28.11	70.1	**4.67**	4.2	SR11	16/10/2014 15:15	28.04	79.7	**5.33**	3.2	SR11	16/10/2014 21:15	27.99	75.7	**5.06**	3.9
SR11	16/10/2014 3:20	28.17	73.9	**4.91**	0.6	SR11	16/10/2014 9:20	28.10	71.1	**4.74**	4.5	SR11	16/10/2014 15:20	28.04	79.6	**5.32**	3.2	SR11	16/10/2014 21:20	27.98	76.5	**5.12**	3.7
SR11	16/10/2014 3:25	28.17	74.7	**4.97**	0.4	SR11	16/10/2014 9:25	28.09	71.2	**4.75**	4.2	SR11	16/10/2014 15:25	28.06	76.8	**5.13**	4.3	SR11	16/10/2014 21:25	27.98	76.2	**5.09**	3.3
SR11	16/10/2014 3:30	28.18	73.8	**4.91**	0.7	SR11	16/10/2014 9:30	28.08	70.1	**4.68**	4.3	SR11	16/10/2014 15:30	28.07	77.8	**5.20**	3.9	SR11	16/10/2014 21:30	27.98	75.4	**5.04**	3.8
SR11	16/10/2014 3:35	28.17	73.9	**4.92**	0.7	SR11	16/10/2014 9:35	28.08	71.8	**4.79**	3.9	SR11	16/10/2014 15:35	28.04	76.8	**5.13**	3.2	SR11	16/10/2014 21:35	27.96	75.1	**5.02**	3.2
SR11	16/10/2014 3:40	28.18	74.2	**4.94**	0.5	SR11	16/10/2014 9:40	28.08	72.1	**4.81**	4.4	SR11	16/10/2014 15:40	28.07	78.6	**5.25**	4.5	SR11	16/10/2014 21:40	27.97	75.4	**5.04**	3.6
SR11	16/10/2014 3:45	28.17	73.6	**4.89**	0.6	SR11	16/10/2014 9:45	28.08	71.6	**4.78**	3.7	SR11	16/10/2014 15:45	28.05	76.8	**5.13**	3.7	SR11	16/10/2014 21:45	27.95	75.6	**5.06**	2.6
SR11	16/10/2014 3:50	28.18	71.0	**4.73**	1.0	SR11	16/10/2014 9:50	28.07	72.2	**4.81**	4.3	SR11	16/10/2014 15:50	28.06	78.6	**5.25**	**5.0**	SR11	16/10/2014 21:50	27.96	77.0	**5.15**	3.2
SR11	16/10/2014 3:55	28.17	72.6	**4.82**	0.6	SR11	16/10/2014 9:55	28.04	73.0	**4.87**	**4.9**	SR11	16/10/2014 15:55	28.07	77.5	**5.18**	**5.1**	SR11	16/10/2014 21:55	27.94	76.4	**5.11**	2.9
SR11	16/10/2014 4:00	28.18	72.5	**4.82**	1.2	SR11	16/10/2014 10:00	28.04	73.1	**4.87**	4.6	SR11	16/10/2014 16:00	28.05	77.6	**5.18**	4.3	SR11	16/10/2014 22:00	27.95	77.0	**5.15**	2.8
SR11	16/10/2014 4:05	28.16	72.8	**4.84**	0.6	SR11	16/10/2014 10:05	28.03	73.1	**4.88**	4.4	SR11	16/10/2014 16:05	28.06	77.5	**5.18**	**5.4**	SR11	16/10/2014 22:05	27.92	76.6	**5.13**	2.6
SR11	16/10/2014 4:10	28.16	72.3	**4.81**	0.6	SR11	16/10/2014 10:10	28.02	73.1	**4.88**	**5.1**	SR11	16/10/2014 16:10	28.07	78.7	**5.25**	**5.2**	SR11	16/10/2014 22:10	27.93	76.2	**5.09**	3.0
SR11	16/10/2014 4:15	28.16	73.2	**4.87**	0.6	SR11	16/10/2014 10:15	28.03	72.1	**4.81**	4.3	SR11	16/10/2014 16:15	28.06	78.4	**5.24**	**5.5**	SR11	16/10/2014 22:15	27.92	76.0	**5.08**	2.9
SR11	16/10/2014 4:20	28.15	72.5	**4.82**	0.5	SR11	16/10/2014 10:20	28.01	73.3	**4.89**	4.1	SR11	16/10/2014 16:20	28.05	78.1	**5.22**	**5.1**	SR11	16/10/2014 22:20	27.92	75.9	**5.08**	2.8
SR11	16/10/2014 4:25	28.17	71.9	**4.78**	0.9	SR11	16/10/2014 10:25	28.01	72.6	**4.85**	4.3	SR11	16/10/2014 16:25	28.05	77.1	**5.15**	4.3	SR11	16/10/2014 22:25	27.90	75.2	**5.04**	4.1
SR11	16/10/2014 4:30	28.17	71.6	**4.76**	1.0	SR11	16/10/2014 10:30	28.00	71.6	**4.78**	4.3	SR11	16/10/2014 16:30	28.07	77.1	**5.15**	**5.0**	SR11	16/10/2014 22:30	27.92	75.4	**5.05**	3.2
SR11	16/10/2014 4:35	28.18	70.4	**4.69**	1.3	SR11	16/10/2014 10:35	27.99	72.2	**4.83**	4.0	SR11	16/10/2014 16:35	28.08	77.7	**5.19**	**5.1**	SR11	16/10/2014 22:35	27.92	75.4	**5.05**	2.9
SR11	16/10/2014 4:40	28.17	71.0	**4.72**	0.9	SR11	16/10/2014 10:40	27.98	74.1	**4.95**	3.9	SR11	16/10/2014 16:40	28.07	77.9	**5.20**	4.4	SR11	16/10/2014 22:40	27.90	75.0	**5.02**	2.8
SR11	16/10/2014 4:45	28.17	69.7	**4.63**	1.1	SR11	16/10/2014 10:45	27.98	73.2	**4.89**	3.9	SR11	16/10/2014 16:45	28.07	78.4	**5.23**	3.4	SR11	16/10/2014 22:45	27.88	74.5	**4.99**	2.7
SR11	16/10/2014 4:50	28.18	68.6	**4.56**	1.7	SR11	16/10/2014 10:50	27.98	72.6	**4.85**	3.9	SR11	16/10/2014 16:50	28.07	77.3	**5.16**	4.1	SR11	16/10/2014 22:50	27.89	74.7	**5.00**	4.1
SR11	16/10/2014 4:55	28.17	71.8	**4.78**	0.8	SR11	16/10/2014 10:55	27.98	72.0	**4.81**	4.0	SR11	16/10/2014 16:55	28.07	77.7	**5.19**	4.7	SR11	16/10/2014 22:55	27.91	75.2	**5.03**	2.8
SR11	16/10/2014 5:00	28.15	71.2	**4.74**	0.7	SR11	16/10/2014 11:00	27.97	73.0	**4.88**	4.6	SR11	16/10/2014 17:00	28.07	77.5	**5.17**	3.4	SR11	16/10/2014 23:00	27.89	74.4	**4.99**	2.7
SR11	16/10/2014 5:05	28.14	71.7	**4.77**	0.6	SR11	16/10/2014 11:05	27.99	72.8	**4.86**	3.6	SR11	16/10/2014 17:05	28.07	76.4	**5.10**	3.5	SR11	16/10/2014 23:05	27.88	74.2	**4.97**	2.6
SR11	16/10/2014 5:10	28.16	72.5	**4.82**	0.7	SR11	16/10/2014 11:10	27.97	73.8	**4.93**	3.9	SR11	16/10/2014 17:10	28.08	78.7	**5.25**	4.4	SR11	16/10/2014 23:10	27.89	75.5	**5.05**	3.0
SR11	16/10/2014 5:15	28.15	73.1	**4.87**	0.6	SR11	16/10/2014 11:15	27.98	72.8	**4.86**	3.0	SR11	16/10/2014 17:15	28.07	77.5	**5.17**	3.8	SR11	16/10/2014 23:15	27.86	74.9	**5.02**	2.5
SR11	16/10/2014 5:20	28.14	72.1	**4.80**	0.8	SR11	16/10/2014 11:20	27.98	72.4	**4.84**	3.5	SR11	16/10/2014 17:20	28.08	78.4	**5.23**	**5.1**	SR11	16/10/2014 23:20	27.89	75.1	**5.03**	2.6
SR11	16/10/2014 5:25	28.12	72.2	**4.81**	0.9	SR11	16/10/2014 11:25	27.97	72.7	**4.85**	2.9	SR11	16/10/2014 17:25	28.09	78.7	**5.25**	**6.3**	SR11	16/10/2014 23:25	27.88	75.4	**5.05**	3.0
SR11	16/10/2014 5:30	28.14	71.8	**4.78**	1.6	SR11	16/10/2014 11:30	27.96	74.8	**5.00**	2.7	SR11	16/10/2014 17:30	28.08	77.2	**5.15**	**5.4**	SR11	16/10/2014 23:30	27.88	75.5	**5.06**	3.0
SR11	16/10/2014 5:35	28.16	74.3	**4.95**	1.3	SR11						SR11	16/10/2014 17:35	28.08	78.4	**5.23**	**5.9**	SR11	16/10/2014 23:35	27.87	76.1	**5.10**	2.6
SR11	16/10/2014 5:40	28.19	73.2	**4.87**	2.8	SR11						SR11	16/10/2014 17:40	28.07	78.8	**5.26**	**4.9**	SR11	16/10/2014 23:40	27.85	75.6	**5.07**	2.5
SR11	16/10/2014 5:45	28.16	72.1	**4.80**	1.9	SR11						SR11	16/10/2014 17:45	28.08	76.7	**5.12**	**4.9**	SR11	16/10/2014 23:45	27.85	75.4	**5.06**	2.3
SR11	16/10/2014 5:50	28.13	73.9	**4.93**	1.0	SR11	16/10/2014 11:50	27.96	76.4	**5.10**	2.6	SR11	16/10/2014 17:50	28.09	81.2	**5.42**	**5.4**	SR11	16/10/2014 23:50	27.85	75.4	**5.06**	2.4
SR11	16/10/2014 5:55	28.15	71.7	**4.77**	1.6	SR11	16/10/2014 11:55	27.96	74.8	**5.00**	2.4	SR11	16/10/2014 17:55	28.09	77.0	**5.14**	**5.7**	SR11	16/10/2014 23:55	27.86	76.3	**5.12**	3.1

Station	Timestamp	Temp (°C)	DO (%)	DO (mg/L)	Tur (NTU)	Station	Timestamp	Temp (°C)	DO (%)	DO (mg/L)	Tur (NTU)	Station	Timestamp	Temp (°C)	DO (%)	DO (mg/L)	Tur (NTU)	Station	Timestamp	Temp (°C)	DO (%)	DO (mg/L)	Tur (NTU)
SR12	16/10/2014 0:01	28.28	68.7	4.47	6.3	SR12	16/10/2014 6:01	28.21	68.6	4.47	2.7	SR12	16/10/2014 12:01	28.23	74.8	4.87	5.4	SR12	16/10/2014 18:01	28.16	68.5	4.47	3.4
SR12	16/10/2014 0:06	28.28	67.6	4.40	5.3	SR12	16/10/2014 6:06	28.21	68.8	4.49	3.2	SR12	16/10/2014 12:06	28.24	74.5	4.85	4.6	SR12	16/10/2014 18:06	28.17	68.4	4.46	3.4
SR12	16/10/2014 0:11	28.27	67.3	4.37	6.5	SR12	16/10/2014 6:11	28.20	68.7	4.48	2.7	SR12	16/10/2014 12:11	28.24	74.2	4.83	4.3	SR12	16/10/2014 18:11	28.18	67.4	4.39	3.5
SR12	16/10/2014 0:16	28.29	67.5	4.39	6.4	SR12	16/10/2014 6:16	28.20	67.9	4.43	2.8	SR12	16/10/2014 12:16	28.23	74.1	4.83	5.1	SR12	16/10/2014 18:16	28.20	66.7	4.34	3.8
SR12	16/10/2014 0:21	28.28	66.9	4.35	5.6	SR12	16/10/2014 6:21	28.19	68.3	4.45	3.7	SR12	16/10/2014 12:21	28.25	73.8	4.80	5.0	SR12	16/10/2014 18:21	28.19	65.8	4.29	3.5
SR12	16/10/2014 0:26	28.28	66.4	4.32	5.1	SR12	16/10/2014 6:26	28.18	69.9	4.56	3.8	SR12	16/10/2014 12:26	28.24	73.6	4.79	4.9	SR12	16/10/2014 18:26	28.15	66.7	4.35	3.3
SR12	16/10/2014 0:31	28.28	65.7	4.27	4.9	SR12	16/10/2014 6:31	28.18	68.8	4.49	3.3	SR12	16/10/2014 12:31	28.24	73.3	4.77	4.5	SR12	16/10/2014 18:31	28.19	66.2	4.31	4.7
SR12	16/10/2014 0:36	28.26	64.4	4.19	4.3	SR12	16/10/2014 6:36	28.17	69.7	4.55	3.6	SR12	16/10/2014 12:36	28.24	73.7	4.80	3.9	SR12	16/10/2014 18:36	28.22	67.0	4.36	4.3
SR12	16/10/2014 0:41	28.26	65.8	4.28	3.6	SR12	16/10/2014 6:41	28.17	70.1	4.57	3.2	SR12	16/10/2014 12:41	28.25	72.8	4.74	4.0	SR12	16/10/2014 18:41	28.23	67.3	4.38	4.8
SR12	16/10/2014 0:46	28.24	65.6	4.27	3.4	SR12	16/10/2014 6:46	28.16	70.0	4.57	3.6	SR12	16/10/2014 12:46	28.25	72.6	4.73	4.1	SR12	16/10/2014 18:46	28.21	66.5	4.33	3.9
SR12	16/10/2014 0:51	28.23	65.8	4.29	3.0	SR12	16/10/2014 6:51	28.16	69.5	4.53	3.6	SR12	16/10/2014 12:51	28.24	72.8	4.74	5.0	SR12	16/10/2014 18:51	28.22	66.6	4.34	4.0
SR12	16/10/2014 0:56	28.28	65.6	4.27	4.3	SR12	16/10/2014 6:56	28.16	69.7	4.55	3.8	SR12	16/10/2014 12:56	28.25	72.4	4.72	5.0	SR12	16/10/2014 18:56	28.24	65.5	4.26	4.9
SR12	16/10/2014 1:01	28.27	66.1	4.30	3.2	SR12	16/10/2014 7:01	28.15	69.7	4.55	3.9	SR12	16/10/2014 13:01	28.25	72.2	4.70	4.8	SR12	16/10/2014 19:01	28.24	66.7	4.34	5.2
SR12	16/10/2014 1:06	28.29	66.1	4.29	4.8	SR12	16/10/2014 7:06	28.15	69.7	4.55	3.6	SR12	16/10/2014 13:06	28.24	72.5	4.72	4.4	SR12	16/10/2014 19:06	28.24	66.4	4.32	6.0
SR12	16/10/2014 1:11	28.29	65.6	4.26	4.5	SR12	16/10/2014 7:11	28.15	69.8	4.56	3.9	SR12	16/10/2014 13:11	28.25	72.9	4.75	4.1	SR12	16/10/2014 19:11	28.23	66.2	4.31	4.8
SR12	16/10/2014 1:16	28.29	65.0	4.23	4.7	SR12	16/10/2014 7:16	28.14	70.2	4.58	4.5	SR12	16/10/2014 13:16	28.25	72.1	4.70	4.1	SR12	16/10/2014 19:16	28.22	66.8	4.35	4.7
SR12	16/10/2014 1:21	28.22	65.3	4.26	2.4	SR12	16/10/2014 7:21	28.13	70.9	4.63	4.5	SR12	16/10/2014 13:21	28.24	72.5	4.72	4.7	SR12	16/10/2014 19:21	28.21	67.4	4.39	4.1
SR12	16/10/2014 1:26	28.21	68.4	4.46	2.6	SR12	16/10/2014 7:26	28.13	71.5	4.67	**10.2**	SR12	16/10/2014 13:26	28.24	72.2	4.70	4.6	SR12	16/10/2014 19:26	28.20	70.1	4.57	4.6
SR12	16/10/2014 1:31	28.21	67.7	4.41	2.9	SR12	16/10/2014 7:31	28.12	72.0	4.70	6.5	SR12	16/10/2014 13:31	28.26	71.6	4.66	4.6	SR12	16/10/2014 19:31	28.20	69.9	4.55	5.8
SR12	16/10/2014 1:36	28.22	68.0	4.43	2.3	SR12	16/10/2014 7:36	28.12	71.5	4.67	6.2	SR12	16/10/2014 13:36	28.26	71.3	4.64	4.3	SR12	16/10/2014 19:36	28.20	69.2	4.51	4.3
SR12	16/10/2014 1:41	28.23	68.0	4.43	4.5	SR12	16/10/2014 7:41	28.12	71.0	4.64	6.4	SR12	16/10/2014 13:41	28.26	71.9	4.68	4.6	SR12	16/10/2014 19:41	28.20	68.6	4.47	4.9
SR12	16/10/2014 1:46	28.25	68.0	4.43	4.4	SR12	16/10/2014 7:46	28.12	70.5	4.60	7.6	SR12	16/10/2014 13:46	28.26	72.4	4.72	4.1	SR12	16/10/2014 19:46	28.20	68.9	4.49	5.2
SR12	16/10/2014 1:51	28.26	68.7	4.47	5.8	SR12	16/10/2014 7:51	28.10	72.1	4.71	8.0	SR12	16/10/2014 13:51	28.26	71.5	4.66	4.1	SR12	16/10/2014 19:51	28.20	68.8	4.48	4.7
SR12	16/10/2014 1:56	28.27	68.7	4.47	4.9	SR12	16/10/2014 7:56	28.09	73.4	4.79	6.5	SR12	16/10/2014 13:56	28.27	71.2	4.63	4.1	SR12	16/10/2014 19:56	28.20	68.4	4.46	4.6
SR12	16/10/2014 2:01	28.27	68.7	4.47	3.4	SR12	16/10/2014 8:01	28.10	73.3	4.79	6.0	SR12	16/10/2014 14:01	28.27	71.3	4.64	4.5	SR12	16/10/2014 20:01	28.19	69.3	4.51	4.3
SR12	16/10/2014 2:06	28.27	68.6	4.46	3.8	SR12	16/10/2014 8:06	28.10	73.0	4.77	6.5	SR12	16/10/2014 14:06	28.26	71.4	4.65	4.4	SR12	16/10/2014 20:06	28.19	69.6	4.53	4.0
SR12	16/10/2014 2:11	28.27	68.7	4.47	3.8	SR12	16/10/2014 8:11	28.10	72.6	4.74	6.6	SR12	16/10/2014 14:11	28.27	71.0	4.62	3.9	SR12	16/10/2014 20:11	28.19	68.9	4.49	4.4
SR12	16/10/2014 2:16	28.22	69.7	4.54	3.3	SR12	16/10/2014 8:16	28.10	71.9	4.70	7.0	SR12	16/10/2014 14:16	28.28	69.4	4.52	4.7	SR12	16/10/2014 20:16	28.19	68.7	4.47	4.1
SR12	16/10/2014 2:21	28.19	71.5	4.66	2.7	SR12	16/10/2014 8:21	28.10	73.2	4.78	7.1	SR12	16/10/2014 14:21	28.28	70.9	4.61	4.1	SR12	16/10/2014 20:21	28.18	68.4	4.46	4.4
SR12	16/10/2014 2:26	28.16	71.6	4.67	2.5	SR12	16/10/2014 8:26	28.10	73.6	4.81	6.6	SR12	16/10/2014 14:26	28.28	70.8	4.60	4.1	SR12	16/10/2014 20:26	28.18	68.4	4.46	4.1
SR12	16/10/2014 2:31	28.18	70.5	4.60	2.7	SR12	16/10/2014 8:31	28.11	73.5	4.80	8.6	SR12	16/10/2014 14:31	28.28	69.1	4.50	4.5	SR12	16/10/2014 20:31	28.18	68.2	4.45	4.3
SR12	16/10/2014 2:36	28.21	69.7	4.54	2.8	SR12	16/10/2014 8:36	28.11	73.5	4.79	7.8	SR12	16/10/2014 14:36	28.27	70.8	4.61	4.0	SR12	16/10/2014 20:36	28.17	67.7	4.41	4.5
SR12	16/10/2014 2:41	28.20	69.4	4.52	3.5	SR12	16/10/2014 8:41	28.12	73.9	4.82	6.4	SR12	16/10/2014 14:41	28.27	68.8	4.47	4.0	SR12	16/10/2014 20:41	28.18	67.5	4.40	4.0
SR12	16/10/2014 2:46	28.24	68.3	4.45	3.7	SR12	16/10/2014 8:46	28.12	73.9	4.82	5.7	SR12	16/10/2014 14:46	28.26	69.6	4.53	4.0	SR12	16/10/2014 20:46	28.17	68.6	4.47	3.8
SR12	16/10/2014 2:51	28.21	68.9	4.49	2.9	SR12	16/10/2014 8:51	28.12	73.9	4.82	5.7	SR12	16/10/2014 14:51	28.26	69.8	4.55	4.3	SR12	16/10/2014 20:51	28.17	67.7	4.41	3.6
SR12	16/10/2014 2:56	28.20	69.6	4.54	2.6	SR12	16/10/2014 8:56	28.12	73.6	4.80	5.5	SR12	16/10/2014 14:56	28.25	69.0	4.49	4.3	SR12	16/10/2014 20:56	28.13	68.1	4.44	3.3
SR12	16/10/2014 3:01	28.21	69.0	4.50	2.6	SR12	16/10/2014 9:01	28.12	73.4	4.79	5.8	SR12	16/10/2014 15:01	28.25	69.7	4.54	4.3	SR12	16/10/2014 21:01	28.15	71.6	4.67	3.4
SR12	16/10/2014 3:06	28.22	68.5	4.46	3.0	SR12	16/10/2014 9:06	28.13	73.5	4.79	5.7	SR12	16/10/2014 15:06	28.21	70.6	4.60	3.8	SR12	16/10/2014 21:06	28.15	71.2	4.65	3.0
SR12	16/10/2014 3:11	28.21	67.5	4.40	2.6	SR12	16/10/2014 9:11	28.13	73.6	4.80	6.0	SR12	16/10/2014 15:11	28.21	70.8	4.61	3.8	SR12	16/10/2014 21:11	28.14	70.6	4.61	3.0
SR12	16/10/2014 3:16	28.24	68.2	4.44	3.5	SR12	16/10/2014 9:16	28.15	74.2	4.84	5.7	SR12	16/10/2014 15:16	28.21	71.1	4.63	3.8	SR12	16/10/2014 21:16	28.15	70.2	4.58	2.9
SR12	16/10/2014 3:21	28.25	68.7	4.47	4.4	SR12	16/10/2014 9:21	28.16	74.3	4.84	5.0	SR12	16/10/2014 15:21	28.22	70.8	4.61	3.7	SR12	16/10/2014 21:21	28.16	70.7	4.61	3.0
SR12	16/10/2014 3:26	28.25	69.0	4.49	4.5	SR12	16/10/2014 9:26	28.16	74.5	4.86	5.3	SR12	16/10/2014 15:26	28.23	70.7	4.61	4.9	SR12	16/10/2014 21:26	28.17	70.3	4.58	3.0
SR12	16/10/2014 3:31	28.25	68.7	4.47	3.4	SR12	16/10/2014 9:31	28.17	75.4	4.92	4.6	SR12	16/10/2014 15:31	28.24	69.6	4.53	4.0	SR12	16/10/2014 21:31	28.17	70.8	4.61	3.2
SR12	16/10/2014 3:36	28.25	68.2	4.44	3.4	SR12	16/10/2014 9:36	28.18	75.2	4.90	4.4	SR12	16/10/2014 15:36	28.23	70.8	4.61	4.0	SR12	16/10/2014 21:36	28.17	70.0	4.57	3.0
SR12	16/10/2014 3:41	28.25	68.0	4.43	3.4	SR12	16/10/2014 9:41	28.18	75.1	4.89	4.6	SR12	16/10/2014 15:41	28.24	71.7	4.67	4.4	SR12	16/10/2014 21:41	28.17	70.1	4.57	3.0
SR12	16/10/2014 3:46	28.24	67.5	4.40	3.1	SR12	16/10/2014 9:46	28.19	75.4	4.91	5.2	SR12	16/10/2014 15:46	28.23	71.7	4.67	4.2	SR12	16/10/2014 21:46	28.17	68.8	4.49	3.1
SR12	16/10/2014 3:51	28.24	67.8	4.42	3.2	SR12	16/10/2014 9:51	28.19	75.7	4.93	4.7	SR12	16/10/2014 15:51	28.23	71.7	4.67	4.2	SR12	16/10/2014 21:51	28.17	68.5	4.46	2.8
SR12	16/10/2014 3:56	28.24	68.0	4.43	2.9	SR12	16/10/2014 9:56	28.19	75.8	4.94	4.6	SR12	16/10/2014 15:56	28.24	70.6	4.59	4.9	SR12	16/10/2014 21:56	28.17	67.9	4.43	3.0
SR12	16/10/2014 4:01	28.24	68.6	4.47	2.9	SR12	16/10/2014 10:01	28.19	76.3	4.97	5.1	SR12	16/10/2014 16:01	28.24	70.0	4.56	3.8	SR12	16/10/2014 22:01	28.18	66.9	4.36	3.4
SR12	16/10/2014 4:06	28.23	68.6	4.47	3.1	SR12						SR12	16/10/2014 16:06	28.24	70.1	4.56	3.7	SR12	16/10/2014 22:06	28.19	67.5	4.40	3.7
SR12	16/10/2014 4:11	28.23	69.1	4.50	2.6	SR12						SR12	16/10/2014 16:11	28.24	69.6	4.53	3.2	SR12	16/10/2014 22:11	28.18	66.0	4.30	4.0
SR12	16/10/2014 4:16	28.23	70.0	4.56	2.9	SR12						SR12	16/10/2014 16:16	28.24	68.5	4.46	3.7	SR12	16/10/2014 22:16	28.18	67.9	4.42	3.1
SR12	16/10/2014 4:21	28.23	69.4	4.52	2.9	SR12						SR12	16/10/2014 16:21	28.24	67.8	4.41	3.7	SR12	16/10/2014 22:21	28.19	67.6	4.40	3.2
SR12	16/10/2014 4:26	28.23	69.5	4.53	3.2	SR12						SR12	16/10/2014 16:26	28.24	68.3	4.45	4.3	SR12	16/10/2014 22:26	28.19	67.3	4.39	3.2
SR12	16/10/2014 4:31	28.23	69.2	4.51	3.3	SR12						SR12	16/10/2014 16:31	28.23	68.7	4.47	4.4	SR12	16/10/2014 22:31	28.19	66.2	4.31	3.0
SR12	16/10/2014 4:36	28.23	68.8	4.48	3.0	SR12						SR12	16/10/2014 16:36	28.24	68.7	4.48	4.5	SR12	16/10/2014 22:36	28.19	66.9	4.36	3.4
SR12	16/10/2014 4:41	28.23	68.6	4.47	2.8	SR12						SR12	16/10/2014 16:41	28.23	69.4	4.52	4.0	SR12	16/10/2014 22:41	28.19	66.1	4.31	4.7
SR12	16/10/2014 4:46	28.23	68.5	4.46	3.0	SR12						SR12	16/10/2014 16:46	28.23	68.9	4.49	4.0	SR12	16/10/2014 22:46	28.18	68.1	4.44	3.8
SR12	16/10/2014 4:51	28.23	70.6	4.60	3.4	SR12						SR12	16/10/2014 16:51	28.23	69.9	4.55	3.9	SR12	16/10/2014 22:51	28.16	69.4	4.53	3.1
SR12	16/10/2014 4:56	28.23	70.2	4.57	3.2	SR12						SR12	16/10/2014 16:56	28.23	68.8	4.48	3.8	SR12	16/10/2014 22:56	28.17	68.4	4.46	4.2
SR12	16/10/2014 5:01	28.22	69.3	4.52	2.9	SR12						SR12	16/10/2014 17:01	28.23	68.2	4.44	4.0	SR12	16/10/2014 23:01	28.16	68.5	4.47	3.3
SR12	16/10/2014 5:06	28.22	70.0	4.56	3.2	SR12						SR12	16/10/2014 17:06	28.24	66.8	4.35	3.9	SR12	16/10/2014 23:06	28.15	67.9	4.43	2.9
SR12	16/10/2014 5:11	28.22	69.3	4.52	3.1	SR12						SR12	16/10/2014 17:11	28.24	66.6	4.34	4.5	SR12	16/10/2014 23:11	28.12	68.9	4.50	2.9
SR12	16/10/2014 5:16	28.21	69.9	4.56	2.7	SR12						SR12	16/10/2014 17:16	28.24	67.3	4.38	4.4	SR12	16/10/2014 23:16	28.12	69.3	4.52	3.0
SR12	16/10/2014 5:21	28.22	70.2	4.58	3.1	SR12						SR12	16/10/2014 17:21	28.24	66.2	4.31	3.8	SR12	16/10/2014 23:21	28.13	68.7	4.48	3.1
SR12	16/10/2014 5:26	28.21	69.3	4.52	2.7	SR12						SR12	16/10/2014 17:26	28.23	68.3	4.45	4.1	SR12	16/10/2014 23:26	28.12	69.5	4.54	2.9
SR12	16/10/2014 5:31	28.21	68.3	4.45	2.8	SR12						SR12	16/10/2014 17:31	28.24	68.5	4.46	3.8	SR12	16/10/2014 23:31	28.15	68.0	4.43	3.4
SR12	16/10/2014 5:36	28.22	68.0	4.43	2.8	SR12						SR12	16/10/2014 17:36	28.24	67.9	4.42	4.3	SR12	16/10/2014 23:36	28.14	68.1	4.44	2.8
SR12	16/10/2014 5:41	28.22	69.1	4.50	2.9	SR12						SR12	16/10/2014 17:41	28.24	67.6	4.40	3.9	SR12	16/10/2014 23:41	28.13	67.7	4.42	2.7
SR12	16/10/2014 5:46	28.22	69.0	4.49	3.3	SR12						SR12	16/10/2014 17:46	28.24	67.0	4.36	4.3	SR12	16/10/2014 23:46	28.14	67.9	4.43	2.8
SR12	16/10/2014 5:51	28.22	68.8	4.48	2.9	SR12						SR12	16/10/2014 17:51	28.24	66.5	4.33	3.9	SR12	16/10/2014 23:51	28.14	68.2	4.44	3.6
SR12	16/10/2014 5:56	28.21	68.6	4.47	3.1	SR12						SR12	16/10/2014 17:56	28.20	68.2	4.44	3.2	SR12	16/10/2014 23:56	28.13	68.4	4.46	3.0

Station	Timestamp	Temp (°C)	DO (%)	DO (mg/L)	Tur (NTU)	Station	Timestamp	Temp (°C)	DO (%)	DO (mg/L)	Tur (NTU)	Station	Timestamp	Temp (°C)	DO (%)	DO (mg/L)	Tur (NTU)	Station	Timestamp	Temp (°C)	DO (%)	DO (mg/L)	Tur (NTU)
SR13	16/10/2014 0:00	28.25	67.2	**4.40**	2.2	SR13	16/10/2014 6:00	28.19	68.0	**4.46**	4.7	SR13	16/10/2014 12:00	28.03	61.8	**4.08**	2.0	SR13	16/10/2014 18:00	28.19	67.7	**4.45**	2.1
SR13	16/10/2014 0:05	28.25	67.3	**4.42**	2.8	SR13	16/10/2014 6:05	28.19	67.9	**4.46**	4.9	SR13	16/10/2014 12:05	28.09	64.6	**4.25**	2.1	SR13	16/10/2014 18:05	28.19	67.9	**4.46**	2.1
SR13	16/10/2014 0:10	28.26	67.0	**4.39**	2.1	SR13	16/10/2014 6:10	28.19	67.6	**4.44**	4.4	SR13	16/10/2014 12:10	28.10	65.1	**4.29**	2.8	SR13	16/10/2014 18:10	28.18	66.1	**4.34**	1.3
SR13	16/10/2014 0:15	28.27	66.7	**4.37**	1.9	SR13	16/10/2014 6:15	28.19	67.5	**4.43**	3.9	SR13	16/10/2014 12:15	28.12	65.3	**4.30**	3.7	SR13	16/10/2014 18:15	28.18	67.0	**4.40**	2.0
SR13	16/10/2014 0:20	28.27	67.2	**4.40**	2.6	SR13	16/10/2014 6:20	28.19	67.7	**4.44**	3.7	SR13	16/10/2014 12:20	28.12	65.9	**4.34**	3.1	SR13	16/10/2014 18:20	28.18	67.6	**4.44**	2.4
SR13	16/10/2014 0:25	28.28	66.8	**4.38**	1.7	SR13	16/10/2014 6:25	28.18	67.0	**4.40**	3.4	SR13	16/10/2014 12:25	28.12	65.5	**4.31**	2.7	SR13	16/10/2014 18:25	28.18	66.6	**4.37**	1.9
SR13	16/10/2014 0:30	28.29	67.0	**4.39**	2.5	SR13	16/10/2014 6:30	28.18	67.3	**4.42**	4.2	SR13	16/10/2014 12:30	28.12	65.3	**4.30**	2.2	SR13	16/10/2014 18:30	28.19	66.7	**4.38**	2.1
SR13	16/10/2014 0:35	28.28	66.7	**4.37**	2.2	SR13	16/10/2014 6:35	28.18	67.0	**4.40**	3.4	SR13	16/10/2014 12:35	28.14	66.7	**4.39**	2.9	SR13	16/10/2014 18:35	28.19	67.8	**4.45**	2.5
SR13	16/10/2014 0:40	28.29	66.7	**4.37**	2.5	SR13	16/10/2014 6:40	28.18	67.4	**4.43**	3.9	SR13	16/10/2014 12:40	28.16	67.5	**4.44**	2.3	SR13	16/10/2014 18:40	28.19	67.0	**4.40**	2.0
SR13	16/10/2014 0:45	28.30	67.5	**4.42**	2.6	SR13	16/10/2014 6:45	28.19	67.4	**4.42**	3.7	SR13	16/10/2014 12:45	28.16	67.8	**4.46**	2.0	SR13	16/10/2014 18:45	28.19	66.9	**4.39**	2.5
SR13	16/10/2014 0:50	28.29	67.5	**4.42**	3.6	SR13	16/10/2014 6:50	28.18	67.1	**4.40**	5.6	SR13	16/10/2014 12:50	28.18	68.7	**4.51**	4.9	SR13	16/10/2014 18:50	28.18	67.6	**4.44**	5.4
SR13	16/10/2014 0:55	28.30	67.2	**4.40**	2.4	SR13	16/10/2014 6:55	28.18	67.2	**4.41**	3.6	SR13	16/10/2014 12:55	28.17	68.9	**4.53**	7.1	SR13	16/10/2014 18:55	28.18	68.0	**4.47**	6.2
SR13	16/10/2014 1:00	28.30	67.5	**4.42**	2.5	SR13	16/10/2014 7:00	28.18	66.7	**4.38**	3.4	SR13	16/10/2014 13:00	28.17	68.7	**4.51**	6.3	SR13	16/10/2014 19:00	28.17	67.6	**4.44**	5.1
SR13	16/10/2014 1:05	28.30	67.3	**4.41**	2.3	SR13	16/10/2014 7:05	28.18	66.3	**4.35**	3.1	SR13	16/10/2014 13:05	28.18	68.5	**4.50**	6.1	SR13	16/10/2014 19:05	28.17	66.8	**4.39**	3.9
SR13	16/10/2014 1:10	28.30	67.6	**4.43**	2.9	SR13	16/10/2014 7:10	28.18	67.0	**4.40**	3.1	SR13	16/10/2014 13:10	28.18	68.7	**4.51**	6.4	SR13	16/10/2014 19:10	28.17	68.6	**4.50**	6.2
SR13	16/10/2014 1:15	28.27	66.3	**4.35**	2.7	SR13	16/10/2014 7:15	28.18	66.8	**4.38**	4.3	SR13	16/10/2014 13:15	28.18	68.3	**4.49**	6.2	SR13	16/10/2014 19:15	28.17	68.3	**4.48**	5.5
SR13	16/10/2014 1:20	28.20	69.3	**4.54**	**22.5**	SR13	16/10/2014 7:20	28.18	67.2	**4.41**	3.6	SR13	16/10/2014 13:20	28.18	68.7	**4.51**	6.2	SR13	16/10/2014 19:20	28.17	68.0	**4.46**	5.4
SR13	16/10/2014 1:25	28.21	68.8	**4.52**	13.1	SR13	16/10/2014 7:25	28.18	66.5	**4.36**	3.3	SR13	16/10/2014 13:25	28.17	67.9	**4.46**	5.8	SR13	16/10/2014 19:25	28.17	67.5	**4.43**	4.5
SR13	16/10/2014 1:30	28.23	67.8	**4.45**	10.6	SR13	16/10/2014 7:30	28.18	65.1	**4.28**	2.8	SR13	16/10/2014 13:30	28.17	68.0	**4.47**	6.8	SR13	16/10/2014 19:30	28.18	67.8	**4.45**	5.8
SR13	16/10/2014 1:35	28.20	68.9	**4.52**	12.7	SR13	16/10/2014 7:35	28.18	62.0	**4.07**	3.8	SR13	16/10/2014 13:35	28.18	67.9	**4.46**	4.9	SR13	16/10/2014 19:35	28.18	68.1	**4.47**	6.3
SR13	16/10/2014 1:40	28.21	68.7	**4.51**	11.1	SR13	16/10/2014 7:40	28.17	61.0	**4.01**	3.3	SR13	16/10/2014 13:40	28.18	68.2	**4.48**	5.1	SR13	16/10/2014 19:40	28.17	67.4	**4.43**	4.6
SR13	16/10/2014 1:45	28.21	68.3	**4.48**	11.5	SR13	16/10/2014 7:45	28.16	60.8	**3.99**	2.9	SR13	16/10/2014 13:45	28.18	68.0	**4.46**	4.8	SR13	16/10/2014 19:45	28.18	67.9	**4.46**	6.1
SR13	16/10/2014 1:50	28.21	68.4	**4.49**	11.0	SR13	16/10/2014 7:50	28.16	61.7	**4.06**	3.1	SR13	16/10/2014 13:50	28.16	67.5	**4.43**	4.8	SR13	16/10/2014 19:50	28.18	67.8	**4.45**	5.4
SR13	16/10/2014 1:55	28.21	67.6	**4.44**	8.0	SR13	16/10/2014 7:55	28.14	59.7	**3.92**	3.0	SR13	16/10/2014 13:55	28.17	67.4	**4.43**	3.9	SR13	16/10/2014 19:55	28.18	67.3	**4.42**	5.5
SR13	16/10/2014 2:00	28.22	67.2	**4.41**	5.9	SR13	16/10/2014 8:00	28.14	59.7	**3.92**	3.2	SR13	16/10/2014 14:00	28.19	68.7	**4.51**	6.1	SR13	16/10/2014 20:00	28.18	67.5	**4.43**	5.8
SR13	16/10/2014 2:05	28.21	67.5	**4.43**	7.1	SR13	16/10/2014 8:05	28.14	59.7	**3.92**	3.1	SR13	16/10/2014 14:05	28.20	68.5	**4.50**	4.8	SR13	16/10/2014 20:05	28.18	67.4	**4.43**	4.1
SR13	16/10/2014 2:10	28.21	68.5	**4.49**	10.3	SR13	16/10/2014 8:10	28.15	59.2	**3.89**	3.5	SR13	16/10/2014 14:10	28.20	68.2	**4.48**	4.1	SR13	16/10/2014 20:10	28.18	67.6	**4.44**	4.6
SR13	16/10/2014 2:15	28.21	68.3	**4.48**	9.7	SR13	16/10/2014 8:15	28.15	59.3	**3.90**	3.3	SR13	16/10/2014 14:15	28.20	68.1	**4.47**	4.1	SR13	16/10/2014 20:15	28.18	67.4	**4.43**	3.6
SR13	16/10/2014 2:20	28.20	68.1	**4.47**	8.9	SR13	16/10/2014 8:20	28.15	59.7	**3.92**	3.5	SR13	16/10/2014 14:20	28.19	68.1	**4.47**	4.3	SR13	16/10/2014 20:20	28.17	66.7	**4.38**	3.5
SR13	16/10/2014 2:25	28.21	67.0	**4.40**	5.3	SR13	16/10/2014 8:25	28.16	59.5	**3.91**	3.4	SR13	16/10/2014 14:25	28.19	67.9	**4.46**	4.3	SR13	16/10/2014 20:25	28.16	68.1	**4.47**	3.5
SR13	16/10/2014 2:30	28.21	67.1	**4.40**	5.9	SR13	16/10/2014 8:30	28.16	59.7	**3.92**	3.9	SR13	16/10/2014 14:30	28.19	67.7	**4.45**	3.6	SR13	16/10/2014 20:30	28.16	67.2	**4.42**	3.6
SR13	16/10/2014 2:35	28.21	67.5	**4.43**	8.2	SR13	16/10/2014 8:35	28.17	61.1	**4.02**	3.7	SR13	16/10/2014 14:35	28.30	69.9	**4.58**	3.7	SR13	16/10/2014 20:35	28.16	68.5	**4.50**	3.7
SR13	16/10/2014 2:40	28.21	68.1	**4.47**	10.0	SR13	16/10/2014 8:40	28.17	61.5	**4.04**	3.5	SR13	16/10/2014 14:40	28.34	70.4	**4.61**	3.6	SR13	16/10/2014 20:40	28.17	68.2	**4.48**	4.5
SR13	16/10/2014 2:45	28.21	67.4	**4.42**	7.1	SR13	16/10/2014 8:45	28.18	61.5	**4.04**	4.0	SR13	16/10/2014 14:45	28.32	71.2	**4.67**	3.0	SR13	16/10/2014 20:45	28.17	68.2	**4.48**	4.7
SR13	16/10/2014 2:50	28.20	67.2	**4.41**	6.3	SR13	16/10/2014 8:50	28.18	63.0	**4.14**	3.0	SR13	16/10/2014 14:50	28.30	72.5	**4.75**	2.3	SR13	16/10/2014 20:50	28.17	68.7	**4.51**	4.3
SR13	16/10/2014 2:55	28.20	67.7	**4.44**	7.5	SR13	16/10/2014 8:55	28.18	62.8	**4.13**	3.1	SR13	16/10/2014 14:55	28.27	72.4	**4.75**	2.1	SR13	16/10/2014 20:55	28.17	68.7	**4.51**	5.0
SR13	16/10/2014 3:00	28.20	69.1	**4.53**	8.3	SR13	16/10/2014 9:00	28.17	61.9	**4.06**	4.1	SR13	16/10/2014 15:00	28.30	72.3	**4.74**	2.3	SR13	16/10/2014 21:00	28.17	68.5	**4.50**	4.8
SR13	16/10/2014 3:05	28.20	68.6	**4.50**	8.5	SR13	16/10/2014 9:05	28.18	62.2	**4.08**	4.6	SR13	16/10/2014 15:05	28.29	72.1	**4.73**	1.8	SR13	16/10/2014 21:05	28.17	69.3	**4.55**	5.0
SR13	16/10/2014 3:10	28.20	68.5	**4.50**	5.5	SR13	16/10/2014 9:10	28.18	64.0	**4.20**	3.4	SR13	16/10/2014 15:10	28.29	71.8	**4.71**	1.8	SR13	16/10/2014 21:10	28.16	68.4	**4.49**	4.2
SR13	16/10/2014 3:15	28.20	68.7	**4.51**	6.1	SR13	16/10/2014 9:15	28.18	64.3	**4.22**	3.0	SR13	16/10/2014 15:15	28.27	71.1	**4.67**	1.7	SR13	16/10/2014 21:15	28.16	68.3	**4.48**	3.7
SR13	16/10/2014 3:20	28.20	67.8	**4.45**	4.5	SR13	16/10/2014 9:20	28.18	63.7	**4.18**	2.7	SR13	16/10/2014 15:20	28.26	71.0	**4.66**	2.1	SR13	16/10/2014 21:20	28.17	68.7	**4.51**	4.0
SR13	16/10/2014 3:25	28.20	67.6	**4.43**	4.3	SR13	16/10/2014 9:25	28.18	63.5	**4.17**	3.1	SR13	16/10/2014 15:25	28.24	70.9	**4.65**	2.0	SR13	16/10/2014 21:25	28.17	68.7	**4.51**	4.2
SR13	16/10/2014 3:30	28.20	67.9	**4.45**	4.9	SR13	16/10/2014 9:30	28.19	64.3	**4.22**	2.6	SR13	16/10/2014 15:30	28.25	70.5	**4.63**	2.4	SR13	16/10/2014 21:30	28.16	68.8	**4.52**	3.9
SR13	16/10/2014 3:35	28.20	67.9	**4.45**	6.1	SR13	16/10/2014 9:35	28.19	65.4	**4.29**	3.1	SR13	16/10/2014 15:35	28.24	70.2	**4.60**	2.7	SR13	16/10/2014 21:35	28.16	68.6	**4.51**	3.8
SR13	16/10/2014 3:40	28.20	67.6	**4.43**	5.3	SR13	16/10/2014 9:40	28.19	65.3	**4.28**	2.3	SR13	16/10/2014 15:40	28.25	70.2	**4.61**	1.8	SR13	16/10/2014 21:40	28.16	68.9	**4.52**	**23.3**
SR13	16/10/2014 3:45	28.20	67.7	**4.45**	5.0	SR13	16/10/2014 9:45	28.19	63.6	**4.18**	3.9	SR13	16/10/2014 15:45	28.25	70.2	**4.61**	2.4	SR13	16/10/2014 21:45	28.14	70.1	**4.61**	4.1
SR13	16/10/2014 3:50	28.20	68.1	**4.47**	5.5	SR13	16/10/2014 9:50	28.18	69.2	**4.54**	2.4	SR13	16/10/2014 15:50	28.25	70.5	**4.62**	2.3	SR13	16/10/2014 21:50	28.14	69.9	**4.59**	4.7
SR13	16/10/2014 3:55	28.20	67.9	**4.45**	4.8	SR13	16/10/2014 9:55	28.19	67.2	**4.41**	2.2	SR13	16/10/2014 15:55	28.26	70.3	**4.61**	1.9	SR13	16/10/2014 21:55	28.14	69.2	**4.54**	3.5
SR13	16/10/2014 4:00	28.20	68.1	**4.47**	5.6	SR13	16/10/2014 10:00	28.18	67.3	**4.42**	2.0	SR13	16/10/2014 16:00	28.26	70.6	**4.63**	3.2	SR13	16/10/2014 22:00	28.14	69.2	**4.55**	3.5
SR13	16/10/2014 4:05	28.20	67.9	**4.46**	4.4	SR13	16/10/2014 10:05	28.17	68.2	**4.48**	1.8	SR13	16/10/2014 16:05	28.26	70.1	**4.60**	2.3	SR13	16/10/2014 22:05	28.15	68.8	**4.52**	4.9
SR13	16/10/2014 4:10	28.20	68.0	**4.46**	4.4	SR13	16/10/2014 10:10	28.17	68.8	**4.52**	1.9	SR13	16/10/2014 16:10	28.26	70.4	**4.62**	2.0	SR13	16/10/2014 22:10	28.14	68.5	**4.50**	3.6
SR13	16/10/2014 4:15	28.20	68.0	**4.46**	4.7	SR13	16/10/2014 10:15	28.17	68.5	**4.50**	3.0	SR13	16/10/2014 16:15	28.24	69.3	**4.55**	1.8	SR13	16/10/2014 22:15	28.14	68.6	**4.50**	3.4
SR13	16/10/2014 4:20	28.20	68.3	**4.48**	4.8	SR13	16/10/2014 10:20	28.18	69.0	**4.53**	1.8	SR13	16/10/2014 16:20	28.22	69.0	**4.53**	2.4	SR13	16/10/2014 22:20	28.14	68.4	**4.50**	3.1
SR13	16/10/2014 4:25	28.20	67.8	**4.45**	3.5	SR13	16/10/2014 10:25	28.18	69.0	**4.54**	1.7	SR13	16/10/2014 16:25	28.22	68.9	**4.52**	2.8	SR13	16/10/2014 22:25	28.15	68.1	**4.47**	2.6
SR13	16/10/2014 4:30	28.20	67.8	**4.45**	3.7	SR13	16/10/2014 10:30	28.18	68.6	**4.51**	2.2	SR13	16/10/2014 16:30	28.21	68.7	**4.51**	3.2	SR13	16/10/2014 22:30	28.13	69.0	**4.54**	2.9
SR13	16/10/2014 4:35	28.20	67.8	**4.45**	3.9	SR13	16/10/2014 10:35	28.18	67.7	**4.45**	2.4	SR13	16/10/2014 16:35	28.21	68.4	**4.49**	3.9	SR13	16/10/2014 22:35	28.13	68.3	**4.49**	2.7
SR13	16/10/2014 4:40	28.20	67.3	**4.42**	2.9	SR13	16/10/2014 10:40	28.17	67.6	**4.45**	2.4	SR13	16/10/2014 16:40	28.21	68.1	**4.47**	3.7	SR13	16/10/2014 22:40	28.14	68.5	**4.50**	2.9
SR13	16/10/2014 4:45	28.19	68.1	**4.47**	3.3	SR13	16/10/2014 10:45	28.17	67.9	**4.46**	3.5	SR13	16/10/2014 16:45	28.21	68.2	**4.48**	3.0	SR13	16/10/2014 22:45	28.14	68.2	**4.48**	2.8
SR13	16/10/2014 4:50	28.19	67.5	**4.43**	3.3	SR13	16/10/2014 10:50	28.17	67.8	**4.45**	2.2	SR13	16/10/2014 16:50	28.19	67.9	**4.46**	3.0	SR13	16/10/2014 22:50	28.14	68.1	**4.47**	2.7
SR13	16/10/2014 4:55	28.19	67.8	**4.45**	4.0	SR13	16/10/2014 10:55	28.09	58.3	**3.84**	2.9	SR13	16/10/2014 16:55	28.18	67.8	**4.45**	2.8	SR13	16/10/2014 22:55	28.14	67.9	**4.46**	2.6
SR13	16/10/2014 5:00	28.18	68.4	**4.49**	3.9	SR13	16/10/2014 11:00	28.15	64.4	**4.24**	2.2	SR13	16/10/2014 17:00	28.16	67.2	**4.42**	2.6	SR13	16/10/2014 23:00	28.14	68.0	**4.47**	2.8
SR13	16/10/2014 5:05	28.18	68.2	**4.47**	3.8	SR13	16/10/2014 11:05	28.16	67.5	**4.44**	1.7	SR13	16/10/2014 17:05	28.15	67.6	**4.45**	2.6	SR13	16/10/2014 23:05	28.13	68.2	**4.48**	2.4
SR13	16/10/2014 5:10	28.18	67.7	**4.45**	3.9	SR13	16/10/2014 11:10	28.16	67.9	**4.47**	2.4	SR13	16/10/2014 17:10	28.16	67.5	**4.44**	2.5	SR13	16/10/2014 23:10	28.13	68.0	**4.46**	2.7
SR13	16/10/2014 5:15	28.18	69.3	**4.55**	5.9	SR13	16/10/2014 11:15	28.16	67.7	**4.46**	2.1	SR13	16/10/2014 17:15	28.17	67.7	**4.45**	2.7	SR13	16/10/2014 23:15	28.14	67.9	**4.46**	2.2
SR13	16/10/2014 5:20	28.18	68.3	**4.49**	10.8	SR13	16/10/2014 11:20	28.16	67.9	**4.47**	2.1	SR13	16/10/2014 17:20	28.18	67.6	**4.44**	4.1	SR13	16/10/2014 23:20	28.13	67.3	**4.42**	2.0
SR13	16/10/2014 5:25	28.18	68.3	**4.48**	5.1	SR13	16/10/2014 11:25	28.16	68.0	**4.47**	2.5	SR13	16/10/2014 17:25	28.15	67.5	**4.43**	2.4	SR13	16/10/2014 23:25	28.13	67.5	**4.43**	3.3
SR13	16/10/2014 5:30	28.18	67.8	**4.45**	4.8	SR13	16/10/2014 11:30	28.16	66.9	**4.40**	4.2	SR13	16/10/2014 17:30	28.15	67.3	**4.42**	2.6	SR13	16/10/2014 23:30	28.14	67.9	**4.46**	2.3
SR13	16/10/2014 5:35	28.19	67.1	**4.40**	4.2	SR13	16/10/2014 11:35	28.16	67.8	**4.46**	2.7	SR13	16/10/2014 17:35	28.15	66.8	**4.39**	2.6	SR13	16/10/2014 23:35	28.14	67.7	**4.45**	2.1
SR13	16/10/2014 5:40	28.19	67.1	**4.40**	3.7	SR13	16/10/2014 11:40	28.16	68.5	**4.50**	2.6	SR13	16/10/2014 17:40	28.20	67.4	**4.43**	3.0	SR13	16/10/2014 23:40	28.14	67.6	**4.44**	2.6
SR13	16/10/2014 5:45	28.18	67.4	**4.42**	3.6	SR13	16/10/2014 11:45	28.16	68.7	**4.52**	2.7	SR13	16/10/2014 17:45	28.20	67.4	**4.43**	2.8	SR13	16/10/2014 23:45	28.14	67.4	**4.43**	2.3
SR13	16/10/2014 5:50	28.18	67.7	**4.44**	4.6	SR13	16/10/2014 11:50	28.12	64.4	**4.24**	2.1	SR13	16/10/2014 17:50	28.19	66.9	**4.39**	2.1	SR13	16/10/2014 23:50	28.13	67.4	**4.43**	2.1
SR13	16/10/2014 5:55	28.19	68.0	**4.46**	4.4	SR13	16/10/2014 11:55	28.08	63.9	**4.21**	2.8	SR13	16/10/2014 17:55	28.19	66.9	**4.39**	2.4	SR13	16/10/2014 23:55	28.13	67.5	**4.43**	2.2

Station	Timestamp	NH_3 (mg/L)				Station	Timestamp	NH_3 (mg/L)			
SR4	16/10/2014 0:17	0.06				SR12	16/10/2014 0:17	0.05			
SR4	16/10/2014 0:37	0.08				SR12	16/10/2014 0:37	0.06			
SR4	16/10/2014 0:57	0.08				SR12	16/10/2014 0:57	0.05			
SR4	16/10/2014 1:17	0.08				SR12	16/10/2014 1:17	0.06			
SR4	16/10/2014 1:37	0.07				SR12	16/10/2014 1:37	0.05			
SR4	16/10/2014 1:57	0.08				SR12	16/10/2014 1:57	0.06			
SR4	16/10/2014 2:17	0.07				SR12	16/10/2014 2:17	0.05			
SR4	16/10/2014 2:37	0.07				SR12	16/10/2014 2:37	0.06			
SR4	16/10/2014 2:57	0.07				SR12	16/10/2014 2:57	0.06			
SR4	16/10/2014 3:17	0.07				SR12	16/10/2014 3:17	0.06			
SR4	16/10/2014 3:37	0.07				SR12	16/10/2014 3:37	0.06			
SR4	16/10/2014 3:57	0.07				SR12	16/10/2014 3:57	0.06			
SR4	16/10/2014 4:17	0.07				SR12	16/10/2014 4:17	0.06			
SR4	16/10/2014 4:37	0.05				SR12	16/10/2014 4:37	0.07			
SR4	16/10/2014 4:57	0.06				SR12	16/10/2014 4:57	0.08			
SR4	16/10/2014 5:17	0.05				SR12	16/10/2014 5:17	0.07			
SR4	16/10/2014 5:37	0.05				SR12	16/10/2014 5:37	0.06			
SR4	16/10/2014 5:57	0.06				SR12	16/10/2014 5:57	0.06			
SR4						SR12					
SR4	16/10/2014 6:37	0.06				SR12	16/10/2014 6:37	0.07			
SR4	16/10/2014 6:57	0.06				SR12	16/10/2014 6:57	0.07			
SR4	16/10/2014 7:17	0.06				SR12	16/10/2014 7:17	0.06			
SR4	16/10/2014 7:37	0.07				SR12	16/10/2014 7:37	0.07			
SR4	16/10/2014 7:57	0.05				SR12	16/10/2014 7:57	0.06			
SR4	16/10/2014 8:17	0.06				SR12	16/10/2014 8:17	0.06			
SR4	16/10/2014 8:37	0.06				SR12	16/10/2014 8:37	0.05			
SR4	16/10/2014 8:57	0.06				SR12	16/10/2014 8:57	0.06			
SR4	16/10/2014 9:17	0.08				SR12	16/10/2014 9:17	0.07			
SR4	16/10/2014 9:37	0.08				SR12	16/10/2014 9:37	0.08			
SR4	16/10/2014 9:57	0.08				SR12					
SR4	16/10/2014 10:17	0.08				SR12					
SR4	16/10/2014 10:37	0.06				SR12					
SR4	16/10/2014 10:57	0.06				SR12					
SR4	16/10/2014 11:17	0.06				SR12					
SR4	16/10/2014 11:37	0.06				SR12					
SR4	16/10/2014 11:57	0.06				SR12					
SR4	16/10/2014 12:17	0.07				SR12	16/10/2014 12:17	0.08			
SR4	16/10/2014 12:37	0.08				SR12	16/10/2014 12:37	0.07			
SR4	16/10/2014 12:57	0.07				SR12	16/10/2014 12:57	0.08			
SR4	16/10/2014 13:17	0.08				SR12	16/10/2014 13:17	0.07			
SR4	16/10/2014 13:37	0.08				SR12	16/10/2014 13:37	0.05			
SR4	16/10/2014 13:57	0.11				SR12	16/10/2014 13:57	0.06			
SR4	16/10/2014 14:17	0.14				SR12	16/10/2014 14:17	0.06			
SR4	16/10/2014 14:37	0.09				SR12	16/10/2014 14:37	0.06			
SR4	16/10/2014 14:57	0.09				SR12	16/10/2014 14:57	0.07			
SR4	16/10/2014 15:17	0.08				SR12	16/10/2014 15:17	0.07			
SR4	16/10/2014 15:37	0.08				SR12	16/10/2014 15:37	0.06			
SR4	16/10/2014 15:57	0.08				SR12	16/10/2014 15:57	0.06			
SR4	16/10/2014 16:17	0.08				SR12	16/10/2014 16:17	0.05			
SR4	16/10/2014 16:37	0.09				SR12	16/10/2014 16:37	0.06			
SR4	16/10/2014 16:57	0.08				SR12	16/10/2014 16:57	0.06			
SR4	16/10/2014 17:17	0.08				SR12	16/10/2014 17:17	0.06			
SR4	16/10/2014 17:37	0.07				SR12	16/10/2014 17:37	0.06			
SR4	16/10/2014 17:57	0.06				SR12	16/10/2014 17:57	0.07			
SR4	16/10/2014 18:17	0.07				SR12	16/10/2014 18:17	0.05			
SR4	16/10/2014 18:37	0.07				SR12	16/10/2014 18:37	0.05			
SR4	16/10/2014 18:57	0.08				SR12	16/10/2014 18:57	0.06			
SR4	16/10/2014 19:17	0.06				SR12	16/10/2014 19:17	0.07			
SR4	16/10/2014 19:37	0.07				SR12	16/10/2014 19:37	0.07			
SR4	16/10/2014 19:57	0.09				SR12	16/10/2014 19:57	0.08			
SR4	16/10/2014 20:17	0.07				SR12	16/10/2014 20:17	0.08			
SR4	16/10/2014 20:37	0.08				SR12	16/10/2014 20:37	0.08			
SR4	16/10/2014 20:57	0.08				SR12	16/10/2014 20:57	0.06			
SR4	16/10/2014 21:17	0.06				SR12	16/10/2014 21:17	0.06			
SR4	16/10/2014 21:37	0.07				SR12	16/10/2014 21:37	0.06			
SR4	16/10/2014 21:57	0.06				SR12	16/10/2014 21:57	0.07			
SR4	16/10/2014 22:17	0.06				SR12	16/10/2014 22:17	0.08			
SR4	16/10/2014 22:37	0.05				SR12	16/10/2014 22:37	0.09			
SR4	16/10/2014 22:57	0.06				SR12	16/10/2014 22:57	0.06			
SR4	16/10/2014 23:17	0.06				SR12	16/10/2014 23:17	0.08			
SR4	16/10/2014 23:37	0.06				SR12	16/10/2014 23:37	0.07			
SR4	16/10/2014 23:57	0.06				SR12	16/10/2014 23:57	0.08			

Remark: Fonts with underline: Action Level Exceedance
Fonts with bold and underline: Limit Level Exceedance
Automatic Instrument calibration of NH3-N monitor was carried out during 5:57-6:37 at SR4 and SR12.
SR10 monitoring station was under maintenance during 10:25-10:50.
SR11 monitoring station was under maintenance during 11:30-11:50.
SR12 monitoring station was under maintenance during 10:01-12:01.

MATERIALAB CONSULTANTS LIMITED
Fugro Development Centre,
5 Lok Yi Street,
17 M.S. Castle Peak Road,
Tai Lam, Tuen Mun, N.T., Hong Kong.
Tel : (852)-24508238
Fax : (852)-24508032
Email : mcl@fugro.com.hk

MaterialLab

Interim Notification of Environmental Quality Limits Exceedances
24hr Water Quality Monitoring

Incident Report on Action Level or Limit Level Non-compliance

Reference No.:	20141017/24/SR5
Project:	CV/2013/04 - Providing Sufficient Water Depth for Kwai Tsing Container Basin and its Approach Channel
Date:	17/10/2014 – 18/10/2014
Time:	17/10/2014 00:00 – 18/10/2014 23:55
Monitoring Location:	SR5 – Ma Wan FCZ
Dissolved Oxygen	
Action Level / Limit Level:	5.46 / 5.39 (6 consecutive monitoring data exceedance)
Measured Level:	Seven (7) AL Exceedances: 17/10: 6:40 – 7:05 (1), 7:55 – 8:20 (1), 9:10 – 9:35 (1) 18/10: 0:20 – 0:45 (1), 7:50 – 8;45 (2), 21:15 – 21:40 (1) Fifty Three (53) LL Exceedances: 17/10: (16/10) 23:40 – (17/10) 6:35 (14), 7:25 – 7:50 (1), 8:40 – 9:05 (1), 18/10: (17/10) 16:20 – (18/10) 0:15 (16), 0:50 – 7:45 (14), 18:15 – 21:10 (6), 21:55 – 22:20 (1)
Action taken / to be taken:	Silt curtain and dredging rate were inspected and confirmed in a proper condition during the period. Monitoring equipment is checked and confirmed without problem.
Possible reason for Action or Limit Level Non-compliance:	Dissolved Oxygen At ebb tide, SR5 was situated at upstream of the Project, the water quality would not be affected by the construction. Routine impact monitoring was carried out on 18/10. At flood tide of routine impact monitoring on 18/10, DO (S&M) at G4 (upstream) was 5.08 mg/L while 5.51 mg/L was recorded at G2 (downstream), no decreasing trend of DO (S&M) was shown across the Project. The exceedance was not considered due to the project. The exceedance may be caused by influences in the vicinity of the station or changes in ambient conditions.
Remarks:	Dredging works conducted at Portion A of the Project. According to Contractor, dredged rate (in-situ) at Portion A on 17/10 and 18/10 were both 2154 m^3/day. Flood tide: 16/10 10:02 – 17/10 03:14, 17/10 11:12 – 17/10 19:34, 17/10 22:05 – 18/10 04:30, 18/10 12:09 – 18/10 19:16 Ebb tide: 17/10 03:14 – 17/10 11:12, 17/10 19:34 – 17/10 22:05, 18/10 04:30 – 18/10 12:09

Certified by: Colin Yung
Designation: Environmental Team Leader

Signature:

Date: 31/10/2014

The copyright of this document is owned by MaterialLab Consultants Ltd. It may not be reproduced except with prior written approval from the Company.

MATERIALAB CONSULTANTS LIMITED
Fugro Development Centre,
5 Lok Yi Street,
17 M.S. Castle Peak Road,
Tai Lam, Tuen Mun, N.T., Hong Kong.
Tel : (852)-24508238
Fax : (852)-24508032
Email : mcl@fugro.com.hk

MaterialLab

Interim Notification of Environmental Quality Limits Exceedances
24hr Water Quality Monitoring

Incident Report on Action Level or Limit Level Non-compliance

Reference No.:	20141017/24/SR9
Project:	CV/2013/04 - Providing Sufficient Water Depth for Kwai Tsing Container Basin and its Approach Channel
Date:	17/10/2014 – 18/10/2014
Time:	17/10/2014 00:00 – 18/10/2014 23:55
Monitoring Location:	SR9 – Cheung Sha Wan FCZ
	Dissolved Oxygen
Action Level / Limit Level:	6.12 / 5.97 (6 consecutive monitoring data exceedance)
Measured Level:	Ten (10) AL Exceedances: 17/10: 11:15 – 12:40 (3), 16:25 – 17:20 (2), 23:05 – 23:30 (1) 18/10: 0:00 – 0:25 (1), 9:35 – 10;00 (1), 10:45 – 11:40 (2), Forty (40) LL Exceedances: 17/10: (16/10) 23:45 – 11:10 (23) 18/10: 0:45 – 1:10 (1), 1:35 – 9:30 (16),
	Turbidity
Action Level / Limit Level:	2.8 / 4.7 (6 consecutive monitoring data exceedance)
Measured Level:	Twenty (26) AL Exceedances: 17/10: 11:45 – 12:10 (1), 13:00 – 20:25 (15) 18/10: 13:45 – 14:10 (1), 15:20 – 19:45 (9) Sixty eight (68) LL Exceedances: 17/10: (16/10) 23:45 – 11:40 (24), 12:30 – 12:55 (1) 18/10: (17/10) 20:35 – 10:00 (27), 10:45 – 13:40 (6), 14:20 – 15:15 (2), 20:00 – 23:55 (8)
Action taken / to be taken:	Silt curtain and dredging rate were inspected and confirmed in a proper condition during the period. Monitoring equipment is checked and confirmed without problem.
Possible reason for Action or Limit Level Non-compliance:	Dissolved Oxygen The first occurrence of exceedance case was found at flood tide, when SR9 was situated at upstream of the Project, the water quality would not be affected by the construction. Routine impact monitoring was carried out on 18/10. At flood tide of routine impact monitoring on 18/10, DO (S&M) at C2 was 5.76 mg/L The readings was lower than the Limit Level of SR9, indicating the background DO was low during monitoring period. At ebb tide of routine impact monitoring on 18/10, DO (S&M) at G2 (upstream) was 5.33 mg/L and 5.47 mg/L was record at G6 (downstream), no decreasing trend of DO (S&M) was shown across the Project. The exceedance was not considered due to the project. The exceedance may be caused by influences in the vicinity of the station or changes in ambient conditions. Turbidity The first occurrence of exceedance case was found at flood tide, when SR9 was situated at upstream of the Project, the water quality would not be affected by the construction. Routine impact monitoring was carried out on 18/10. At flood tide of routine impact

The copyright of this document is owned by MaterialLab Consultants Ltd. It may not be reproduced except with prior written approval from the Company.

MATERIALAB CONSULTANTS LIMITED
Fugro Development Centre,
5 Lok Yi Street,
17 M.S. Castle Peak Road,
Tai Lam, Tuen Mun, N.T., Hong Kong.
Tel : (852)-24508238
Fax : (852)-24508032
Email : mcl@fugro.com.hk

	monitoring on 18/10, Turbidity at C2 was 3.4 NTU while at ebb tide of routine impact monitoring on 18/10, Turbidity at C1 was 3.0 NTU. The readings were higher than the Action Level of SR9, indicating the background Turbidity was high during monitoring period. The exceedance was not considered due to the project. The exceedance may be caused by influences in the vicinity of the station or changes in ambient conditions.
Remarks:	Dredging works conducted at Portion A of the Project. According to Contractor, dredged rate (in-situ) at Portion A on 17/10 and 18/10 were both 2154 m^3/day. Flood tide: 16/10 10:02 – 17/10 03:14, 17/10 11:12 – 17/10 19:34, 17/10 22:05 – 18/10 04:30, 18/10 12:09 – 18/10 19:16 Ebb tide: 17/10 03:14 – 17/10 11:12, 17/10 19:34 – 17/10 22:05, 18/10 04:30 – 18/10 12:09

Certified by: Colin Yung
Designation: Environmental Team Leader
Signature:

Date: 31/10/2014

The copyright of this document is owned by MateriaLab Consultants Ltd. It may not be reproduced except with prior written approval from the Company.

MATERIALAB CONSULTANTS LIMITED
Fugro Development Centre,
5 Lok Yi Street,
17 M.S. Castle Peak Road,
Tai Lam, Tuen Mun, N.T., Hong Kong.
Tel : (852)-24508238
Fax : (852)-24508032
Email : mcl@fugro.com.hk

MaterialLab

Interim Notification of Environmental Quality Limits Exceedances
24hr Water Quality Monitoring

Incident Report on Action Level or Limit Level Non-compliance

Reference No.:	20141017/24/SR10
Project:	CV/2013/04 - Providing Sufficient Water Depth for Kwai Tsing Container Basin and its Approach Channel
Date:	17/10/2014 – 18/10/2014
Time:	17/10/2014 00:00 – 18/10/2014 23:55
Monitoring Location:	SR10 – Lo Tik Wan FCZ
Dissolved Oxygen	
Action Level / Limit Level:	6.12 / 5.97 (6 consecutive monitoring data exceedance)
Measured Level:	One (1) AL Exceedance: 18/10: 14:45 – 15:10 (1) Ninety four (94) LL Exceedances: 17/10: (16/10) 23:50 – (17/10) 16:45 (34) 18/10: (17/10) 16:55 – (18/10) 14:20 (43), 15:30 – 23:55 (17)
Turbidity	
Action Level / Limit Level:	2.8 / 4.7 (6 consecutive monitoring data exceedance)
Measured Level:	Ten (10) AL Exceedances: 17/10: 9:50 – 10;45 (2), 12:25 – 13:00 (1), 18:05 – 23:05 (7) One (1) LL Exceedance: 17/10: 11:40 – 12:05 (1)
Action taken / to be taken:	Silt curtain and dredging rate were inspected and confirmed in a proper condition during the period. Monitoring equipment is checked and confirmed without problem.
Possible reason for Action or Limit Level Non-compliance:	Dissolved Oxygen The first occurrence of exceedance case was found at flood tide, when SR10 was situated at upstream of the Project, the water quality would not be affected by the construction. Routine impact monitoring was carried out on 18/10. At flood tide of routine impact monitoring on 18/10, DO (S&M) at C2 was 5.76 mg/L The readings was lower than the Limit Level of SR10, indicating the background DO was low during monitoring period. At ebb tide of routine impact monitoring on 18/10, DO (S&M) at G2 (upstream) was 5.33 mg/L and 5.47 mg/L was record at G6 (downstream), no decreasing trend of DO (S&M) was shown across the Project. The exceedance was not considered due to the project. The exceedance may be caused by influences in the vicinity of the station or changes in ambient conditions. Turbidity At flood tide, when SR10 was situated at upstream of the Project, the water quality would not be affected by the construction. Routine impact monitoring was carried out on 18/10. At flood tide of routine impact monitoring on 18/10, Turbidity at C2 was 3.4 NTU while at ebb tide of routine impact monitoring on 18/10, Turbidity at C1 was 3.0 NTU. The readings were higher than the Action Level of SR10, indicating the background Turbidity was high during monitoring period. The exceedance was not considered due to the project.

The copyright of this document is owned by MateriaLab Consultants Ltd. It may not be reproduced except with prior written approval from the Company.

MATERIALAB CONSULTANTS LIMITED
Fugro Development Centre,
5 Lok Yi Street,
17 M.S. Castle Peak Road,
Tai Lam, Tuen Mun, N.T., Hong Kong.
Tel : (852)-24508238
Fax : (852)-24508032
Email : mcl@fugro.com.hk

	The exceedance may be caused by influences in the vicinity of the station or changes in ambient conditions.
Remarks:	Dredging works conducted at Portion A of the Project. According to Contractor, dredged rate (in-situ) at Portion A on 17/10 and 18/10 were both 2154 m^3/day. Flood tide: 16/10 10:02 – 17/10 03:14, 17/10 11:12 – 17/10 19:34, 17/10 22:05 – 18/10 04:30, 18/10 12:09 – 18/10 19:16 Ebb tide: 17/10 03:14 – 17/10 11:12, 17/10 19:34 – 17/10 22:05, 18/10 04:30 – 18/10 12:09

Certified by: Colin Yung
Designation: Environmental Team Leader

Signature:

Date: 31/10/2014

The copyright of this document is owned by MaterialLab Consultants Ltd. It may not be reproduced except with prior written approval from the Company.

MATERIALAB CONSULTANTS LIMITED
Fugro Development Centre,
5 Lok Yi Street,
17 M.S. Castle Peak Road,
Tai Lam, Tuen Mun, N.T., Hong Kong.
Tel : (852)-24508238
Fax : (852)-24508032
Email : mcl@fugro.com.hk

MaterialLab

Interim Notification of Environmental Quality Limits Exceedances
24hr Water Quality Monitoring

Incident Report on Action Level or Limit Level Non-compliance

Reference No.:	20141017/24/SR11
Project:	CV/2013/04 - Providing Sufficient Water Depth for Kwai Tsing Container Basin and its Approach Channel
Date:	17/10/2014 – 18/10/2014
Time:	17/10/2014 00:00 – 18/10/2014 23:55
Monitoring Location:	SR11 – Sok Kwu Wan FCZ
Dissolved Oxygen	
Action Level / Limit Level:	6.12 / 5.97 (6 consecutive monitoring data exceedance)
Measured Level:	Four (4) AL Exceedances: 18/10: 17:50 – 19:45 (4) Eighty six (86) LL Exceedances: 18/10: (16/10) 23:50 – (18/10) 14:45 (78), 19:50 – 23:45 (8)
Turbidity	
Action Level / Limit Level:	2.8 / 4.7 (6 consecutive monitoring data exceedance)
Measured Level:	Sixteen (16) AL Exceedances: 17/10: 7:20 – 13:15 (12) 18/10: 8:40 – 10:05 (3), 10:55 – 11:20 (1)
Action taken / to be taken:	Silt curtain and dredging rate were inspected and confirmed in a proper condition during the period. Monitoring equipment is checked and confirmed without problem.
Possible reason for Action or Limit Level Non-compliance:	Dissolved Oxygen The first occurrence of exceedance case was found at flood tide, when SR11 was situated at upstream of the Project, the water quality would not be affected by the construction. Routine impact monitoring was carried out on 18/10. At flood tide of routine impact monitoring on 18/10, DO (S&M) at C2 was 5.76 mg/L The readings was lower than the Limit Level of SR11, indicating the background DO was low during monitoring period. At ebb tide of routine impact monitoring on 18/10, DO (S&M) at G2 (upstream) was 5.33 mg/L and 5.47 mg/L was record at G6 (downstream), no decreasing trend of DO (S&M) was shown across the Project. The exceedance was not considered due to the project. The exceedance may be caused by influences in the vicinity of the station or changes in ambient conditions. Turbidity At flood tide, when SR11 was situated at upstream of the Project, the water quality would not be affected by the construction. Routine impact monitoring was carried out on 18/10. At flood tide of routine impact monitoring on 18/10, Turbidity at C2 was 3.4 NTU while at ebb tide of routine impact monitoring on 18/10, Turbidity at C1 was 3.0 NTU. The readings were higher than the Action Level of SR11, indicating the background Turbidity was high during monitoring period. The exceedance was not considered due to the project.

The copyright of this document is owned by MateriaLab Consultants Ltd. It may not be reproduced except with prior written approval from the Company.

MATERIALAB CONSULTANTS LIMITED
Fugro Development Centre,
5 Lok Yi Street,
17 M.S. Castle Peak Road,
Tai Lam, Tuen Mun, N.T., Hong Kong.
Tel : (852)-24508238
Fax : (852)-24508032
Email : mcl@fugro.com.hk

	The exceedance may be caused by influences in the vicinity of the station or changes in ambient conditions.
Remarks:	Dredging works conducted at Portion A of the Project. According to Contractor, dredged rate (in-situ) at Portion A on 17/10 and 18/10 were both 2154 m^3/day. Flood tide: 16/10 10:02 – 17/10 03:14, 17/10 11:12 – 17/10 19:34, 17/10 22:05 – 18/10 04:30, 18/10 12:09 – 18/10 19:16 Ebb tide: 17/10 03:14 – 17/10 11:12, 17/10 19:34 – 17/10 22:05, 18/10 04:30 – 18/10 12:09

Certified by: Colin Yung
Designation: Environmental Team Leader

Signature:

Date: 31/10/2014

The copyright of this document is owned by MateriaLab Consultants Ltd. It may not be reproduced except with prior written approval from the Company.

MATERIALAB CONSULTANTS LIMITED
Fugro Development Centre,
5 Lok Yi Street,
17 M.S. Castle Peak Road,
Tai Lam, Tuen Mun, N.T., Hong Kong.
Tel : (852)-24508238
Fax : (852)-24508032
Email : mcl@fugro.com.hk

MaterialLab

Interim Notification of Environmental Quality Limits Exceedances
24hr Water Quality Monitoring

Incident Report on Action Level or Limit Level Non-compliance

Reference No.:	20141017/24/SR13
Project:	CV/2013/04 - Providing Sufficient Water Depth for Kwai Tsing Container Basin and its Approach Channel
Date:	17/10/2014 – 18/10/2014
Time:	17/10/2014 00:00 – 18/10/2014 23:55
Monitoring Location:	SR13 – EMSD Cooling Water Intake for Kwai Chung Hospital
Dissolved Oxygen	
Action Level / Limit Level:	5.28 / 5.22 (6 consecutive monitoring data exceedance)
Measured Level:	Ninety six (96) LL Exceedances: (16/10) 23:55 – (18/10) 23:50 (96)
Action taken / to be taken:	Silt curtain and dredging rate were inspected and confirmed in a proper condition during the period. Monitoring equipment is checked and confirmed without problem.
Possible reason for Action or Limit Level Non-compliance:	Dissolved Oxygen At ebb tide, SR13 was situated at upstream of the Project, the water quality would not be affected by the construction. Routine impact monitoring was carried out on 18/10. At flood tide of routine impact monitoring on 18/10, DO (S&M) at G4 (upstream) was 5.08 mg/L while 5.51 mg/L was recorded at G2 (downstream), no decreasing trend of DO (S&M) was shown across the Project. The exceedance was not considered due to the project. The exceedance may be caused by influences in the vicinity of the station or changes in ambient conditions.
Remarks:	Dredging works conducted at Portion A of the Project. According to Contractor, dredged rate (in-situ) at Portion A on 17/10 and 18/10 were both 2154 m^3/day. Flood tide: 16/10 10:02 – 17/10 03:14, 17/10 11:12 – 17/10 19:34, 17/10 22:05 – 18/10 04:30, 18/10 12:09 – 18/10 19:16 Ebb tide: 17/10 03:14 – 17/10 11:12, 17/10 19:34 – 17/10 22:05, 18/10 04:30 – 18/10 12:09

Certified by: Colin Yung
Designation: Environmental Team Leader

Signature:

Date: 31/10/2014

The copyright of this document is owned by MaterialLab Consultants Ltd. It may not be reproduced except with prior written approval from the Company.

Station	Timestamp	Temp (° C)	DO (%)	DO (mg/L)	Tur (NTU)	Station	Timestamp	Temp (° C)	DO (%)	DO (mg/L)	Tur (NTU)	Station	Timestamp	Temp (° C)	DO (%)	DO (mg/L)	Tur (NTU)	Station	Timestamp	Temp (°C)	DO (%)	DO (mg/L)	Tur (NTU)
SR4	17/10/2014 0:01	28.12	73.7	4.84	0.4	SR4	17/10/2014 6:01	28.06	70.6	4.63	1.3	SR4						SR4	17/10/2014 18:01	28.15	75.0	4.92	1.9
SR4	17/10/2014 0:06	28.12	73.6	4.83	0.2	SR4	17/10/2014 6:06	28.06	70.4	4.62	1.4	SR4						SR4	17/10/2014 18:06	28.14	74.6	4.89	1.6
SR4	17/10/2014 0:11	28.13	73.4	4.81	0.2	SR4	17/10/2014 6:11	28.06	69.7	4.57	1.1	SR4						SR4	17/10/2014 18:11	28.12	73.9	4.84	1.0
SR4	17/10/2014 0:16	28.13	72.4	4.75	0.2	SR4	17/10/2014 6:16	28.05	69.4	4.56	0.9	SR4						SR4	17/10/2014 18:16	28.13	73.8	4.84	1.8
SR4	17/10/2014 0:21	28.12	72.5	4.75	0.1	SR4	17/10/2014 6:21	28.05	69.7	4.58	0.8	SR4						SR4	17/10/2014 18:21	28.13	73.0	4.78	1.9
SR4	17/10/2014 0:26	28.13	72.4	4.75	0.3	SR4	17/10/2014 6:26	28.06	69.9	4.59	1.5	SR4						SR4	17/10/2014 18:26	28.12	72.5	4.75	1.3
SR4	17/10/2014 0:31	28.13	71.9	4.72	0.2	SR4	17/10/2014 6:31	28.06	71.3	4.68	1.0	SR4	17/10/2014 12:31	28.21	71.8	4.70	4.0	SR4	17/10/2014 18:31	28.13	71.6	4.69	1.5
SR4	17/10/2014 0:36	28.09	71.8	4.71	0.1	SR4	17/10/2014 6:36	28.06	71.6	4.70	1.0	SR4	17/10/2014 12:36	28.15	73.2	4.80	3.6	SR4	17/10/2014 18:36	28.13	71.1	4.66	1.9
SR4	17/10/2014 0:41	28.10	71.0	4.66	0.2	SR4	17/10/2014 6:41	28.06	71.7	4.71	1.7	SR4	17/10/2014 12:41	28.11	74.7	4.89	2.9	SR4	17/10/2014 18:41	28.13	72.2	4.73	1.8
SR4	17/10/2014 0:46	28.14	71.4	4.68	0.7	SR4	17/10/2014 6:46	28.06	71.4	4.69	1.4	SR4	17/10/2014 12:46	28.10	75.1	4.92	4.3	SR4	17/10/2014 18:46	28.13	70.8	4.64	2.3
SR4	17/10/2014 0:51	28.15	72.3	4.74	1.0	SR4	17/10/2014 6:51	28.04	71.3	4.68	1.6	SR4	17/10/2014 12:51	28.07	75.3	4.93	3.8	SR4	17/10/2014 18:51	28.13	72.3	4.74	1.6
SR4	17/10/2014 0:56	28.16	72.1	4.72	0.7	SR4	17/10/2014 6:56	28.02	70.9	4.66	3.3	SR4	17/10/2014 12:56	28.21	74.6	4.88	2.4	SR4	17/10/2014 18:56	28.14	73.5	4.81	2.6
SR4	17/10/2014 1:01	28.16	73.5	4.82	1.0	SR4	17/10/2014 7:01	28.02	71.3	4.68	1.4	SR4	17/10/2014 13:01	28.25	74.9	4.90	3.6	SR4	17/10/2014 19:01	28.13	74.0	4.85	2.1
SR4	17/10/2014 1:06	28.17	73.1	4.79	0.7	SR4	17/10/2014 7:06	28.02	70.7	4.64	1.1	SR4	17/10/2014 13:06	28.20	75.2	4.92	2.7	SR4	17/10/2014 19:06	28.13	74.7	4.90	2.0
SR4	17/10/2014 1:11	28.17	73.6	4.82	1.0	SR4	17/10/2014 7:11	28.02	71.0	4.66	2.1	SR4	17/10/2014 13:11	28.21	75.9	4.97	2.5	SR4	17/10/2014 19:11	28.13	73.7	4.83	2.4
SR4	17/10/2014 1:16	28.17	71.6	4.69	0.6	SR4	17/10/2014 7:16	28.01	70.9	4.66	1.2	SR4	17/10/2014 13:16	28.17	75.9	4.97	2.4	SR4	17/10/2014 19:16	28.11	73.4	4.81	2.7
SR4	17/10/2014 1:21	28.17	70.8	4.64	0.3	SR4	17/10/2014 7:21	28.01	70.7	4.64	1.5	SR4	17/10/2014 13:21	28.14	75.6	4.95	1.9	SR4	17/10/2014 19:21	28.13	74.0	4.85	2.9
SR4	17/10/2014 1:26	28.18	71.2	4.67	0.4	SR4	17/10/2014 7:26	28.02	71.0	4.67	1.8	SR4	17/10/2014 13:26	28.13	76.2	4.99	3.3	SR4	17/10/2014 19:26	28.12	73.0	4.79	2.0
SR4	17/10/2014 1:31	28.18	71.5	4.69	0.7	SR4	17/10/2014 7:31	28.01	71.1	4.67	1.3	SR4	17/10/2014 13:31	28.24	76.1	4.98	2.3	SR4	17/10/2014 19:31	28.12	71.9	4.71	1.8
SR4	17/10/2014 1:36	28.18	71.4	4.68	0.5	SR4	17/10/2014 7:36	28.02	70.9	4.66	2.3	SR4	17/10/2014 13:36	28.23	76.4	5.00	1.7	SR4	17/10/2014 19:36	28.13	71.2	4.67	1.6
SR4	17/10/2014 1:41	28.19	73.2	4.80	1.1	SR4	17/10/2014 7:41	28.02	70.3	4.62	1.0	SR4	17/10/2014 13:41	28.21	76.0	4.97	1.8	SR4	17/10/2014 19:41	28.13	71.6	4.69	2.3
SR4	17/10/2014 1:46	28.20	73.7	4.83	1.0	SR4	17/10/2014 7:46	28.03	71.2	4.68	2.9	SR4	17/10/2014 13:46	28.20	75.7	4.96	2.7	SR4	17/10/2014 19:46	28.12	72.7	4.77	2.6
SR4	17/10/2014 1:51	28.20	72.8	4.77	1.0	SR4	17/10/2014 7:51	28.03	71.3	4.68	2.2	SR4	17/10/2014 13:51	28.15	76.7	5.02	3.2	SR4	17/10/2014 19:51	28.12	73.4	4.81	2.4
SR4	17/10/2014 1:56	28.20	72.6	4.76	1.2	SR4	17/10/2014 7:56	28.03	71.3	4.69	1.8	SR4	17/10/2014 13:56	28.15	77.8	5.10	2.6	SR4	17/10/2014 19:56	28.12	72.1	4.73	2.1
SR4	17/10/2014 2:01	28.20	72.6	4.76	1.2	SR4	17/10/2014 8:01	28.05	71.5	4.69	3.8	SR4	17/10/2014 14:01	28.16	77.4	5.07	3.7	SR4	17/10/2014 20:01	28.11	73.0	4.78	2.3
SR4	17/10/2014 2:06	28.20	72.2	4.73	1.4	SR4	17/10/2014 8:06	28.08	73.1	4.79	3.9	SR4	17/10/2014 14:06	28.16	77.5	5.07	2.7	SR4	17/10/2014 20:06	28.12	71.6	4.69	1.7
SR4	17/10/2014 2:11	28.21	73.0	4.78	1.8	SR4	17/10/2014 8:11	28.07	72.1	4.73	3.1	SR4	17/10/2014 14:11	28.35	76.3	4.98	1.3	SR4	17/10/2014 20:11	28.11	73.2	4.80	3.7
SR4	17/10/2014 2:16	28.20	72.5	4.75	1.4	SR4	17/10/2014 8:16	28.07	72.7	4.77	2.5	SR4	17/10/2014 14:16	28.47	77.3	5.04	0.9	SR4	17/10/2014 20:16	28.11	72.7	4.77	2.3
SR4	17/10/2014 2:21	28.19	72.1	4.73	0.9	SR4	17/10/2014 8:21	28.07	71.9	4.72	2.7	SR4	17/10/2014 14:21	28.46	77.4	5.05	0.3	SR4	17/10/2014 20:21	28.12	72.3	4.74	2.8
SR4	17/10/2014 2:26	28.18	72.2	4.73	1.2	SR4	17/10/2014 8:26	28.07	71.0	4.66	2.2	SR4	17/10/2014 14:26	28.42	77.1	5.03	1.3	SR4	17/10/2014 20:26	28.11	71.8	4.71	2.0
SR4	17/10/2014 2:31	28.18	72.5	4.75	1.2	SR4	17/10/2014 8:31	28.08	72.8	4.78	4.5	SR4	17/10/2014 14:31	28.42	77.1	5.03	0.4	SR4	17/10/2014 20:31	28.11	72.0	4.72	2.4
SR4	17/10/2014 2:36	28.17	73.0	4.78	1.2	SR4	17/10/2014 8:36	28.10	72.1	4.73	4.6	SR4	17/10/2014 14:36	28.44	76.6	5.00	1.0	SR4	17/10/2014 20:36	28.11	72.1	4.73	2.2
SR4	17/10/2014 2:41	28.17	73.4	4.81	0.8	SR4	17/10/2014 8:41	28.11	73.6	4.82	3.2	SR4	17/10/2014 14:41	28.35	78.1	5.10	0.9	SR4	17/10/2014 20:41	28.08	71.4	4.68	2.6
SR4	17/10/2014 2:46	28.17	73.0	4.78	1.2	SR4	17/10/2014 8:46	28.11	73.5	4.82	2.9	SR4	17/10/2014 14:46	28.32	78.9	5.15	0.7	SR4	17/10/2014 20:46	28.08	70.5	4.62	2.4
SR4	17/10/2014 2:51	28.16	73.0	4.79	1.2	SR4	17/10/2014 8:51	28.12	73.3	4.80	3.6	SR4	17/10/2014 14:51	28.28	79.3	5.18	0.9	SR4	17/10/2014 20:51	28.02	70.5	4.63	2.6
SR4	17/10/2014 2:56	28.16	74.1	4.85	1.0	SR4	17/10/2014 8:56	28.13	73.7	4.83	3.1	SR4	17/10/2014 14:56	28.27	79.2	5.18	1.1	SR4	17/10/2014 20:56	28.02	70.7	4.64	1.7
SR4	17/10/2014 3:01	28.15	73.7	4.83	1.0	SR4	17/10/2014 9:01	28.13	74.0	4.85	3.0	SR4	17/10/2014 15:01	28.27	79.1	5.17	1.1	SR4	17/10/2014 21:01	28.03	69.6	4.57	1.4
SR4	17/10/2014 3:06	28.14	73.7	4.83	0.9	SR4	17/10/2014 9:06	28.14	73.7	4.83	3.3	SR4	17/10/2014 15:06	28.28	79.3	5.18	2.0	SR4	17/10/2014 21:06	28.05	71.2	4.67	1.7
SR4	17/10/2014 3:11	28.14	73.2	4.80	0.9	SR4	17/10/2014 9:11	28.14	74.0	4.85	3.4	SR4	17/10/2014 15:11	28.27	78.9	5.16	1.9	SR4	17/10/2014 21:11	28.05	71.5	4.69	1.5
SR4	17/10/2014 3:16	28.14	72.6	4.76	0.6	SR4	17/10/2014 9:16	28.14	73.3	4.80	3.8	SR4	17/10/2014 15:16	28.25	78.8	5.15	3.0	SR4	17/10/2014 21:16	28.04	70.4	4.62	1.3
SR4	17/10/2014 3:21	28.14	71.9	4.71	0.7	SR4	17/10/2014 9:21	28.14	71.9	4.71	4.3	SR4	17/10/2014 15:21	28.26	78.3	5.12	2.2	SR4	17/10/2014 21:21	28.06	70.6	4.63	1.6
SR4	17/10/2014 3:26	28.14	71.2	4.67	0.5	SR4	17/10/2014 9:26	28.15	71.9	4.71	3.8	SR4	17/10/2014 15:26	28.25	77.8	5.08	4.0	SR4	17/10/2014 21:26	28.05	69.9	4.59	1.6
SR4	17/10/2014 3:31	28.13	72.4	4.75	1.9	SR4	17/10/2014 9:31	28.15	71.4	4.68	4.4	SR4	17/10/2014 15:31	28.25	78.5	5.13	2.4	SR4	17/10/2014 21:31	28.05	68.7	4.51	1.9
SR4	17/10/2014 3:36	28.13	73.1	4.79	1.1	SR4	17/10/2014 9:36	28.16	73.4	4.81	4.1	SR4	17/10/2014 15:36	28.25	79.2	5.18	1.6	SR4	17/10/2014 21:36	28.08	68.8	4.51	2.3
SR4	17/10/2014 3:41	28.12	72.7	4.77	1.5	SR4	17/10/2014 9:41	28.17	73.2	4.79	4.0	SR4	17/10/2014 15:41	28.24	78.1	5.11	1.6	SR4	17/10/2014 21:41	28.09	69.4	4.55	2.2
SR4	17/10/2014 3:46	28.12	73.0	4.79	1.4	SR4	17/10/2014 9:46	28.17	73.9	4.84	4.9	SR4	17/10/2014 15:46	28.22	77.9	5.09	1.3	SR4	17/10/2014 21:46	28.10	71.3	4.67	2.3
SR4	17/10/2014 3:51	28.12	72.0	4.72	1.1	SR4	17/10/2014 9:51	28.18	74.3	4.86	2.6	SR4	17/10/2014 15:51	28.21	78.6	5.14	1.5	SR4	17/10/2014 21:51	28.10	71.1	4.66	2.5
SR4	17/10/2014 3:56	28.11	72.1	4.73	0.9	SR4	17/10/2014 9:56	28.18	74.5	4.88	4.2	SR4	17/10/2014 15:56	28.20	77.4	5.07	0.9	SR4	17/10/2014 21:56	28.09	71.9	4.72	2.5
SR4	17/10/2014 4:01	28.11	72.0	4.72	0.9	SR4	17/10/2014 10:01	28.18	74.9	4.91	4.3	SR4	17/10/2014 16:01	28.20	77.1	5.04	1.1	SR4	17/10/2014 22:01	28.09	71.4	4.68	2.1
SR4	17/10/2014 4:06	28.12	72.1	4.73	1.0	SR4	17/10/2014 10:06	28.18	74.1	4.85	4.4	SR4	17/10/2014 16:06	28.20	77.6	5.08	1.4	SR4	17/10/2014 22:06	28.09	71.6	4.70	2.1
SR4	17/10/2014 4:11	28.12	72.5	4.76	1.1	SR4	17/10/2014 10:11	28.18	74.1	4.85	4.7	SR4	17/10/2014 16:11	28.20	77.3	5.06	1.9	SR4	17/10/2014 22:11	28.08	72.0	4.72	1.8
SR4	17/10/2014 4:16	28.12	72.2	4.74	0.9	SR4	17/10/2014 10:16	28.18	74.7	4.89	5.2	SR4	17/10/2014 16:16	28.21	77.9	5.10	1.6	SR4	17/10/2014 22:16	28.08	72.1	4.72	2.3
SR4	17/10/2014 4:21	28.11	71.3	4.68	0.7	SR4	17/10/2014 10:21	28.24	73.0	4.78	2.0	SR4	17/10/2014 16:21	28.21	77.5	5.07	1.2	SR4	17/10/2014 22:21	28.08	72.1	4.73	2.3
SR4	17/10/2014 4:26	28.10	71.4	4.68	1.3	SR4	17/10/2014 10:26	28.25	73.4	4.80	1.8	SR4	17/10/2014 16:26	28.21	77.2	5.05	1.8	SR4	17/10/2014 22:26	28.08	71.1	4.66	2.0
SR4	17/10/2014 4:31	28.11	72.6	4.76	1.1	SR4	17/10/2014 10:31	28.25	74.0	4.84	2.2	SR4	17/10/2014 16:31	28.21	78.2	5.12	1.9	SR4	17/10/2014 22:31	28.08	71.0	4.65	1.9
SR4	17/10/2014 4:36	28.09	72.8	4.78	1.3	SR4	17/10/2014 10:36	28.23	74.2	4.85	2.3	SR4	17/10/2014 16:36	28.21	77.7	5.08	1.0	SR4	17/10/2014 22:36	28.08	71.6	4.70	1.4
SR4	17/10/2014 4:41	28.10	72.0	4.72	1.3	SR4	17/10/2014 10:41	28.23	74.4	4.87	4.2	SR4	17/10/2014 16:41	28.20	77.0	5.04	1.0	SR4	17/10/2014 22:41	28.07	71.4	4.68	1.3
SR4	17/10/2014 4:46	28.09	71.6	4.70	1.1	SR4	17/10/2014 10:46	28.22	74.0	4.84	3.5	SR4	17/10/2014 16:46	28.20	76.6	5.01	2.0	SR4	17/10/2014 22:46	28.07	71.5	4.69	1.7
SR4	17/10/2014 4:51	28.06	72.1	4.73	0.7	SR4	17/10/2014 10:51	28.20	73.2	4.79	3.3	SR4	17/10/2014 16:51	28.18	76.5	5.01	1.8	SR4	17/10/2014 22:51	28.07	70.2	4.60	1.3
SR4	17/10/2014 4:56	28.07	72.1	4.73	1.2	SR4	17/10/2014 10:56	28.19	72.5	4.74	4.2	SR4	17/10/2014 16:56	28.18	76.1	4.98	2.1	SR4	17/10/2014 22:56	28.07	70.8	4.64	1.8
SR4	17/10/2014 5:01	28.07	72.0	4.73	0.8	SR4	17/10/2014 11:01	28.22	73.2	4.79	3.3	SR4	17/10/2014 17:01	28.18	75.9	4.97	1.8	SR4	17/10/2014 23:01	28.07	70.2	4.61	1.3
SR4	17/10/2014 5:06	28.08	71.4	4.68	0.9	SR4	17/10/2014 11:06	28.16	72.6	4.75	4.6	SR4	17/10/2014 17:06	28.17	76.3	5.00	1.9	SR4	17/10/2014 23:06	28.07	69.4	4.55	1.6
SR4	17/10/2014 5:11	28.07	70.5	4.63	0.5	SR4	17/10/2014 11:11	28.15	73.6	4.82	4.8	SR4	17/10/2014 17:11	28.19	76.4	5.00	1.5	SR4	17/10/2014 23:11	28.07	69.6	4.56	1.4
SR4	17/10/2014 5:16	28.05	71.4	4.69	0.8	SR4	17/10/2014 11:16	28.15	74.5	4.88	4.5	SR4	17/10/2014 17:16	28.19	76.5	5.01	1.5	SR4	17/10/2014 23:16	28.06	71.2	4.67	1.7
SR4	17/10/2014 5:21	28.03	71.9	4.72	0.9	SR4						SR4	17/10/2014 17:21	28.18	76.3	4.99	1.5	SR4	17/10/2014 23:21	28.07	71.8	4.71	1.3
SR4	17/10/2014 5:26	28.02	70.9	4.66	0.5	SR4						SR4	17/10/2014 17:26	28.17	76.4	5.00	1.4	SR4	17/10/2014 23:26	28.07	71.8	4.71	0.9
SR4	17/10/2014 5:31	28.00	69.7	4.58	0.3	SR4						SR4	17/10/2014 17:31	28.17	76.0	4.97	1.7	SR4	17/10/2014 23:31	28.07	71.3	4.68	1.4
SR4	17/10/2014 5:36	28.00	68.8	4.52	0.3	SR4						SR4	17/10/2014 17:36	28.15	76.1	4.99	1.1	SR4	17/10/2014 23:36	28.07	71.5	4.69	3.5
SR4	17/10/2014 5:41	28.02	69.6	4.57	1.5	SR4						SR4	17/10/2014 17:41	28.17	75.8	4.96	1.5	SR4	17/10/2014 23:41	28.07	71.3	4.68	1.3
SR4	17/10/2014 5:46	27.98	68.8	4.53	0.2	SR4						SR4	17/10/2014 17:46	28.17	75.5	4.95	1.8	SR4	17/10/2014 23:46	28.07	70.9	4.65	1.0
SR4	17/10/2014 5:51	28.02	70.8	4.65	0.6	SR4						SR4	17/10/2014 17:51	28.16	75.6	4.95	1.6	SR4	17/10/2014 23:51	28.07	71.3	4.68	1.4
SR4	17/10/2014 5:56	28.05	70.4	4.63	1.1	SR4						SR4	17/10/2014 17:56	28.15	75.1	4.92	1.3	SR4	17/10/2014 23:56	28.07	72.4	4.75	1.5

Station	Timestamp	Temp (° C)	DO (%)	DO (mg/L)	Tur (NTU)	Station	Timestamp	Temp (° C)	DO (%)	DO (mg/L)	Tur (NTU)	Station	Timestamp	Temp (° C)	DO (%)	DO (mg/L)	Tur (NTU)	Station	Timestamp	Temp (°C)	DO (%)	DO (mg/L)	Tur (NTU)
SR5	17/10/2014 0:00	28.02	78.6	**5.14**	2.2	SR5	17/10/2014 6:00	28.02	79.0	**5.16**	1.5	SR5	17/10/2014 12:00	27.91	87.6	5.75	0.4	SR5	17/10/2014 18:00	28.07	77.4	**5.05**	1.7
SR5	17/10/2014 0:05	28.03	76.7	**5.01**	2.3	SR5	17/10/2014 6:05	28.04	79.0	**5.16**	2.0	SR5	17/10/2014 12:05	27.85	88.1	5.79	0.3	SR5	17/10/2014 18:05	28.05	76.7	**5.01**	2.0
SR5	17/10/2014 0:10	28.02	78.7	**5.14**	1.9	SR5	17/10/2014 6:10	28.04	79.0	**5.16**	1.6	SR5	17/10/2014 12:10	27.85	88.8	5.83	0.2	SR5	17/10/2014 18:10	28.03	76.8	**5.02**	1.5
SR5	17/10/2014 0:15	28.01	78.5	**5.13**	2.2	SR5	17/10/2014 6:15	28.02	78.8	**5.14**	1.8	SR5	17/10/2014 12:15	27.86	88.8	5.84	0.3	SR5	17/10/2014 18:15	28.00	75.8	**4.96**	1.6
SR5	17/10/2014 0:20	28.01	77.7	**5.08**	2.2	SR5	17/10/2014 6:20	28.01	78.5	**5.13**	1.4	SR5	17/10/2014 12:20	27.85	88.3	5.80	0.2	SR5	17/10/2014 18:20	28.05	76.9	**5.02**	1.7
SR5	17/10/2014 0:25	28.00	78.4	**5.13**	1.8	SR5	17/10/2014 6:25	28.00	78.1	**5.10**	1.6	SR5	17/10/2014 12:25	27.91	89.9	5.91	0.5	SR5	17/10/2014 18:25	28.04	76.4	**4.99**	1.8
SR5	17/10/2014 0:30	28.01	77.4	**5.06**	2.6	SR5	17/10/2014 6:30	27.99	77.7	**5.08**	1.8	SR5	17/10/2014 12:30	27.91	90.2	5.92	0.1	SR5	17/10/2014 18:30	27.89	76.2	**4.99**	2.6
SR5	17/10/2014 0:35	28.00	76.3	**4.99**	1.9	SR5	17/10/2014 6:35	27.94	80.5	**5.27**	1.3	SR5	17/10/2014 12:35	27.92	90.4	5.93	0.4	SR5	17/10/2014 18:35	27.96	76.4	**5.00**	2.6
SR5	17/10/2014 0:40	27.97	76.1	**4.98**	1.9	SR5	17/10/2014 6:40	27.93	80.5	**5.27**	1.2	SR5	17/10/2014 12:40	27.93	90.0	5.91	0.4	SR5	17/10/2014 18:40	27.98	76.8	**5.02**	2.5
SR5	17/10/2014 0:45	27.97	75.9	**4.97**	2.6	SR5	17/10/2014 6:45	27.93	80.2	**5.25**	1.3	SR5	17/10/2014 12:45	27.93	90.6	5.95	0.5	SR5	17/10/2014 18:45	28.04	76.1	**4.97**	2.7
SR5	17/10/2014 0:50	27.96	75.8	**4.96**	1.8	SR5	17/10/2014 6:50	27.91	81.7	**5.35**	1.4	SR5	17/10/2014 12:50	27.94	90.7	5.95	0.1	SR5	17/10/2014 18:50	28.02	75.3	**4.92**	2.5
SR5	17/10/2014 0:55	27.99	74.9	**4.90**	1.9	SR5	17/10/2014 6:55	27.86	81.8	**5.36**	1.2	SR5	17/10/2014 12:55	27.93	91.5	6.01	0.5	SR5	17/10/2014 18:55	28.04	77.0	**5.03**	2.6
SR5	17/10/2014 1:00	27.98	75.8	**4.96**	2.2	SR5	17/10/2014 7:00	27.84	82.2	5.39	1.4	SR5	17/10/2014 13:00	27.94	91.6	6.02	0.2	SR5	17/10/2014 19:00	28.05	76.7	**5.01**	3.1
SR5	17/10/2014 1:05	27.97	75.5	**4.94**	1.9	SR5	17/10/2014 7:05	27.83	82.2	**5.38**	1.1	SR5	17/10/2014 13:05	27.94	91.9	6.03	0.1	SR5	17/10/2014 19:05	28.03	75.7	**4.94**	3.2
SR5	17/10/2014 1:10	27.96	76.2	**4.99**	1.9	SR5	17/10/2014 7:10	27.88	81.7	**5.35**	1.6	SR5	17/10/2014 13:10	27.96	92.0	6.04	0.5	SR5	17/10/2014 19:10	27.97	74.8	**4.89**	3.2
SR5	17/10/2014 1:15	27.92	75.2	**4.92**	2.0	SR5	17/10/2014 7:15	27.86	81.5	**5.34**	1.3	SR5	17/10/2014 13:15	27.92	92.0	6.04	0.3	SR5	17/10/2014 19:15	27.99	75.2	**4.92**	2.9
SR5	17/10/2014 1:20	27.95	75.3	**4.93**	2.2	SR5	17/10/2014 7:20	27.81	82.5	5.41	1.0	SR5	17/10/2014 13:20	27.88	91.5	6.01	0.3	SR5	17/10/2014 19:20	28.04	75.6	**4.94**	3.3
SR5	17/10/2014 1:25	27.95	77.0	**5.04**	1.9	SR5	17/10/2014 7:25	27.85	81.8	**5.36**	1.2	SR5	17/10/2014 13:25	27.88	89.7	5.89	0.1	SR5	17/10/2014 19:25	28.06	76.7	**5.01**	3.5
SR5	17/10/2014 1:30	27.92	77.5	**5.08**	2.6	SR5	17/10/2014 7:30	27.87	80.8	**5.29**	1.6	SR5	17/10/2014 13:30	27.89	88.9	5.84	0.1	SR5	17/10/2014 19:30	28.06	76.9	**5.02**	3.6
SR5	17/10/2014 1:35	27.90	77.6	**5.08**	2.8	SR5	17/10/2014 7:35	27.87	82.1	**5.38**	2.0	SR5	17/10/2014 13:35	27.91	88.3	5.80	0.2	SR5	17/10/2014 19:35	28.03	75.3	**4.92**	3.0
SR5	17/10/2014 1:40	27.92	78.4	**5.13**	3.1	SR5	17/10/2014 7:40	27.86	81.9	**5.37**	1.4	SR5	17/10/2014 13:40	27.96	85.8	5.63	0.1	SR5	17/10/2014 19:40	28.06	76.2	**4.97**	3.8
SR5	17/10/2014 1:45	27.91	77.5	**5.08**	2.3	SR5	17/10/2014 7:45	27.85	82.0	**5.37**	1.3	SR5	17/10/2014 13:45	27.96	83.8	5.49	0.1	SR5	17/10/2014 19:45	28.06	75.6	**4.94**	3.0
SR5	17/10/2014 1:50	27.91	75.7	**4.96**	2.4	SR5	17/10/2014 7:50	27.86	82.1	**5.38**	1.4	SR5	17/10/2014 13:50	27.96	84.8	5.56	0.4	SR5	17/10/2014 19:50	28.09	76.2	**4.97**	2.8
SR5	17/10/2014 1:55	27.93	74.5	**4.88**	2.1	SR5	17/10/2014 7:55	27.84	82.1	**5.38**	1.3	SR5	17/10/2014 13:55	27.88	85.4	5.61	2.1	SR5	17/10/2014 19:55	28.07	75.4	**4.92**	3.3
SR5	17/10/2014 2:00	27.96	75.6	**4.94**	2.4	SR5	17/10/2014 8:00	27.84	82.5	5.41	1.2	SR5	17/10/2014 14:00	27.92	85.7	5.62	1.7	SR5	17/10/2014 20:00	28.01	75.5	**4.93**	4.2
SR5	17/10/2014 2:05	27.96	75.7	**4.96**	2.6	SR5	17/10/2014 8:05	27.85	82.5	5.41	1.2	SR5	17/10/2014 14:05	27.91	85.1	5.58	1.8	SR5	17/10/2014 20:05	28.05	76.7	**5.00**	3.7
SR5	17/10/2014 2:10	27.92	75.8	**4.96**	2.9	SR5	17/10/2014 8:10	27.85	82.6	5.41	1.1	SR5	17/10/2014 14:10	27.93	85.0	5.58	1.2	SR5	17/10/2014 20:10	28.05	76.6	**5.00**	4.4
SR5	17/10/2014 2:15	27.94	76.3	**4.99**	2.9	SR5	17/10/2014 8:15	27.86	82.6	5.41	1.2	SR5	17/10/2014 14:15	27.96	85.3	5.59	1.2	SR5	17/10/2014 20:15	28.01	76.4	**4.99**	4.1
SR5	17/10/2014 2:20	28.00	76.2	**4.98**	2.9	SR5	17/10/2014 8:20	27.87	82.9	5.43	1.3	SR5	17/10/2014 14:20	27.96	85.0	5.57	1.2	SR5	17/10/2014 20:20	28.04	76.0	**4.96**	4.3
SR5	17/10/2014 2:25	27.97	76.0	**4.97**	2.8	SR5	17/10/2014 8:25	27.88	82.9	5.43	1.4	SR5	17/10/2014 14:25	27.96	83.5	5.47	1.5	SR5	17/10/2014 20:25	28.06	76.5	**4.99**	4.6
SR5	17/10/2014 2:30	27.98	75.7	**4.95**	2.7	SR5	17/10/2014 8:30	27.87	82.4	5.40	1.1	SR5	17/10/2014 14:30	27.95	83.3	5.46	1.7	SR5	17/10/2014 20:30	28.04	75.8	**4.95**	4.0
SR5	17/10/2014 2:35	28.06	76.5	**5.00**	2.8	SR5	17/10/2014 8:35	27.87	82.3	5.39	1.3	SR5	17/10/2014 14:35	27.95	83.3	5.46	1.5	SR5	17/10/2014 20:35	28.10	76.9	**5.01**	3.4
SR5	17/10/2014 2:40	28.14	77.6	**5.06**	3.1	SR5	17/10/2014 8:40	27.89	82.1	**5.37**	1.3	SR5	17/10/2014 14:40	27.96	83.4	5.47	1.4	SR5	17/10/2014 20:40	28.07	75.6	**4.93**	3.4
SR5	17/10/2014 2:45	28.08	76.4	**4.99**	3.0	SR5	17/10/2014 8:45	27.89	82.2	**5.38**	1.2	SR5	17/10/2014 14:45	27.96	82.6	5.41	1.9	SR5	17/10/2014 20:45	28.05	74.7	**4.88**	3.6
SR5	17/10/2014 2:50	28.06	76.2	**4.98**	2.6	SR5	17/10/2014 8:50	27.89	81.8	**5.36**	1.0	SR5	17/10/2014 14:50	27.96	82.6	5.42	1.5	SR5	17/10/2014 20:50	28.06	75.1	**4.90**	3.3
SR5	17/10/2014 2:55	28.17	77.8	**5.07**	2.9	SR5	17/10/2014 8:55	27.89	81.8	**5.36**	1.5	SR5	17/10/2014 14:55	27.96	82.3	5.40	1.1	SR5	17/10/2014 20:55	27.96	72.4	**4.74**	2.7
SR5	17/10/2014 3:00	28.18	78.1	**5.08**	2.9	SR5	17/10/2014 9:00	27.90	81.9	**5.36**	1.2	SR5	17/10/2014 15:00	27.96	82.8	5.43	1.3	SR5	17/10/2014 21:00	28.07	75.0	**4.89**	3.2
SR5	17/10/2014 3:05	28.05	76.4	**4.99**	2.6	SR5	17/10/2014 9:05	27.92	81.9	**5.36**	1.3	SR5	17/10/2014 15:05	28.07	86.9	5.69	1.3	SR5	17/10/2014 21:05	28.08	75.6	**4.93**	2.6
SR5	17/10/2014 3:10	28.03	76.3	**4.99**	2.5	SR5	17/10/2014 9:10	27.93	81.7	**5.35**	1.0	SR5	17/10/2014 15:10	28.00	85.7	5.61	1.6	SR5	17/10/2014 21:10	27.90	74.3	**4.86**	3.1
SR5	17/10/2014 3:15	28.01	76.1	**4.97**	2.2	SR5	17/10/2014 9:15	27.95	81.7	**5.35**	1.1	SR5	17/10/2014 15:15	28.03	87.6	5.73	1.5	SR5	17/10/2014 21:15	28.01	79.9	**5.22**	2.4
SR5	17/10/2014 3:20	28.10	76.3	**4.97**	2.7	SR5	17/10/2014 9:20	27.95	81.8	**5.36**	1.4	SR5	17/10/2014 15:20	28.03	85.0	5.57	1.3	SR5	17/10/2014 21:20	28.02	79.9	**5.22**	2.3
SR5	17/10/2014 3:25	28.03	75.1	**4.91**	2.3	SR5	17/10/2014 9:25	27.95	81.7	**5.35**	1.4	SR5	17/10/2014 15:25	28.02	79.6	**5.21**	1.1	SR5	17/10/2014 21:25	28.01	81.5	**5.32**	2.4
SR5	17/10/2014 3:30	28.05	75.4	**4.92**	2.5	SR5	17/10/2014 9:30	27.96	82.1	**5.38**	1.5	SR5	17/10/2014 15:30	28.00	81.2	**5.31**	1.5	SR5	17/10/2014 21:30	27.99	81.1	**5.30**	2.1
SR5	17/10/2014 3:35	28.13	76.1	**4.96**	2.6	SR5	17/10/2014 9:35	27.93	82.4	5.40	1.5	SR5	17/10/2014 15:35	28.04	80.9	**5.30**	1.1	SR5	17/10/2014 21:35	27.99	80.8	**5.28**	2.1
SR5	17/10/2014 3:40	28.01	74.2	**4.85**	2.1	SR5	17/10/2014 9:40	27.94	82.4	5.40	1.2	SR5	17/10/2014 15:40	28.00	80.9	**5.30**	1.1	SR5	17/10/2014 21:40	28.01	81.0	**5.29**	2.8
SR5	17/10/2014 3:45	27.93	76.2	**4.98**	2.3	SR5	17/10/2014 9:45	27.92	82.8	5.42	1.1	SR5	17/10/2014 15:45	28.02	84.0	5.50	1.6	SR5	17/10/2014 21:45	28.01	80.6	**5.27**	2.8
SR5	17/10/2014 3:50	28.15	76.4	**4.98**	3.2	SR5	17/10/2014 9:50	27.91	82.9	5.43	1.1	SR5	17/10/2014 15:50	28.05	84.5	5.53	1.1	SR5	17/10/2014 21:50	28.01	80.5	**5.26**	2.3
SR5	17/10/2014 3:55	27.94	76.1	**4.98**	1.8	SR5	17/10/2014 9:55	27.92	82.6	5.41	1.1	SR5	17/10/2014 15:55	28.04	83.9	5.49	1.1	SR5	17/10/2014 21:55	27.99	80.2	**5.24**	2.1
SR5	17/10/2014 4:00	28.15	76.7	**4.99**	2.5	SR5	17/10/2014 10:00	27.91	83.1	5.45	1.0	SR5	17/10/2014 16:00	28.02	83.3	5.45	1.6	SR5	17/10/2014 22:00	28.01	79.3	**5.18**	2.0
SR5	17/10/2014 4:05	27.92	75.9	**4.96**	2.0	SR5	17/10/2014 10:05	27.90	83.6	5.48	0.7	SR5	17/10/2014 16:05	28.02	83.8	5.49	1.2	SR5	17/10/2014 22:05	28.02	80.0	**5.22**	2.5
SR5	17/10/2014 4:10	28.05	79.0	**5.15**	1.6	SR5	17/10/2014 10:10	27.90	83.6	5.48	0.7	SR5	17/10/2014 16:10	28.02	83.0	5.43	1.5	SR5	17/10/2014 22:10	28.01	80.1	**5.23**	2.0
SR5	17/10/2014 4:15	28.03	79.9	**5.22**	1.6	SR5	17/10/2014 10:15	27.91	83.5	5.47	0.7	SR5	17/10/2014 16:15	28.02	82.7	5.41	1.5	SR5	17/10/2014 22:15	28.01	80.5	**5.26**	1.9
SR5	17/10/2014 4:20	28.03	79.8	**5.21**	1.6	SR5	17/10/2014 10:20	27.92	84.0	5.50	1.1	SR5	17/10/2014 16:20	28.02	81.3	**5.32**	1.4	SR5	17/10/2014 22:20	28.03	80.6	**5.26**	2.5
SR5	17/10/2014 4:25	28.04	80.0	**5.22**	1.4	SR5	17/10/2014 10:25	27.93	83.5	5.47	0.8	SR5	17/10/2014 16:25	28.02	81.6	**5.34**	1.5	SR5	17/10/2014 22:25	28.01	80.4	**5.25**	2.1
SR5	17/10/2014 4:30	28.04	79.9	**5.21**	1.5	SR5	17/10/2014 10:30	27.91	84.0	5.51	1.0	SR5	17/10/2014 16:30	28.02	81.9	**5.36**	1.5	SR5	17/10/2014 22:30	27.97	81.3	**5.31**	2.2
SR5	17/10/2014 4:35	28.06	80.2	**5.23**	1.4	SR5	17/10/2014 10:35	27.93	83.3	5.46	0.8	SR5	17/10/2014 16:35	28.03	81.5	**5.34**	1.4	SR5	17/10/2014 22:35	27.92	81.6	**5.34**	2.2
SR5	17/10/2014 4:40	28.02	80.3	**5.24**	1.5	SR5	17/10/2014 10:40	27.90	83.4	5.47	0.9	SR5	17/10/2014 16:40	28.06	80.1	**5.24**	1.5	SR5	17/10/2014 22:40	27.96	80.9	**5.29**	1.5
SR5	17/10/2014 4:45	28.04	80.1	**5.23**	1.6	SR5	17/10/2014 10:45	27.89	84.5	5.54	0.8	SR5	17/10/2014 16:45	28.08	80.7	**5.27**	1.0	SR5	17/10/2014 22:45	27.95	80.9	**5.29**	1.6
SR5	17/10/2014 4:50	28.03	79.8	**5.21**	1.3	SR5	17/10/2014 10:50	27.89	84.3	5.53	0.8	SR5	17/10/2014 16:50	28.07	80.8	**5.28**	1.2	SR5	17/10/2014 22:50	27.94	81.4	**5.32**	1.8
SR5	17/10/2014 4:55	28.02	79.7	**5.20**	1.1	SR5	17/10/2014 10:55	27.87	85.0	5.58	0.5	SR5	17/10/2014 16:55	28.07	81.1	**5.30**	1.3	SR5	17/10/2014 22:55	27.96	81.1	**5.30**	2.1
SR5	17/10/2014 5:00	28.07	79.8	**5.21**	1.9	SR5	17/10/2014 11:00	27.87	85.5	5.61	0.6	SR5	17/10/2014 17:00	28.05	82.1	**5.36**	1.3	SR5	17/10/2014 23:00	27.94	80.9	**5.29**	1.7
SR5	17/10/2014 5:05	28.07	79.3	**5.17**	1.5	SR5	17/10/2014 11:05	27.87	85.3	5.60	0.8	SR5	17/10/2014 17:05	28.06	80.5	**5.26**	1.7	SR5	17/10/2014 23:05	27.94	81.1	**5.30**	1.8
SR5	17/10/2014 5:10	28.07	79.5	**5.18**	1.4	SR5	17/10/2014 11:10	27.86	85.9	5.64	0.5	SR5	17/10/2014 17:10	28.04	81.0	**5.30**	1.8	SR5	17/10/2014 23:10	27.94	81.1	**5.31**	2.1
SR5	17/10/2014 5:15	28.05	79.4	**5.18**	1.3	SR5	17/10/2014 11:15	27.87	84.8	5.57	0.6	SR5	17/10/2014 17:15	28.06	79.8	**5.21**	1.8	SR5	17/10/2014 23:15	27.96	80.5	**5.26**	2.0
SR5	17/10/2014 5:20	28.05	79.2	**5.17**	1.3	SR5	17/10/2014 11:20	27.89	85.5	5.61	0.6	SR5	17/10/2014 17:20	28.06	79.3	**5.18**	2.0	SR5	17/10/2014 23:20	27.95	80.4	**5.26**	1.8
SR5	17/10/2014 5:25	28.04	79.3	**5.18**	1.8	SR5	17/10/2014 11:25	27.88	84.9	5.57	0.7	SR5	17/10/2014 17:25	28.06	78.7	**5.14**	1.9	SR5	17/10/2014 23:25	27.98	80.8	**5.28**	1.5
SR5	17/10/2014 5:30	28.04	79.7	**5.20**	1.3	SR5	17/10/2014 11:30	27.89	84.8	5.56	0.5	SR5	17/10/2014 17:30	28.06	79.3	**5.18**	1.8	SR5	17/10/2014 23:30	27.98	80.7	**5.28**	1.6
SR5	17/10/2014 5:35	27.97	79.9	**5.22**	1.2	SR5	17/10/2014 11:35	27.90	85.7	5.63	0.4	SR5	17/10/2014 17:35	28.06	79.4	**5.19**	1.9	SR5	17/10/2014 23:35	27.97	80.3	**5.25**	1.7
SR5	17/10/2014 5:40	28.04	79.7	**5.20**	1.3	SR5	17/10/2014 11:40	27.88	86.4	5.67	0.5	SR5	17/10/2014 17:40	28.07	79.2	**5.17**	1.7	SR5	17/10/2014 23:40	27.96	80.6	**5.27**	1.4
SR5	17/10/2014 5:45	28.05	79.3	**5.17**	1.7	SR5	17/10/2014 11:45	27.87	86.0	5.65	0.9	SR5	17/10/2014 17:45	28.06	78.5	**5.13**	1.8	SR5	17/10/2014 23:45	27.95	80.7	**5.28**	1.3
SR5	17/10/2014 5:50	28.05	79.5	**5.19**	1.5	SR5	17/10/2014 11:50	27.89	86.8	5.70	0.3	SR5	17/10/2014 17:50	28.07	78.4	**5.12**	1.9	SR5	17/10/2014 23:50	27.95	81.2	**5.31**	1.5
SR5	17/10/2014 5:55	28.05	79.4	**5.18**	1.5	SR5	17/10/2014 11:55	27.91	87.3	5.73	2.4	SR5	17/10/2014 17:55	28.06	77.0	**5.03**	1.5	SR5	17/10/2014 23:55	27.96	81.0	**5.30**	1.4

Station	Timestamp	Temp (° C)	DO (%)	DO (mg/L)	Tur (NTU)	Station	Timestamp	Temp (° C)	DO (%)	DO (mg/L)	Tur (NTU)	Station	Timestamp	Temp (° C)	DO (%)	DO (mg/L)	Tur (NTU)	Station	Timestamp	Temp (°C)	DO (%)	DO (mg/L)	Tur (NTU)
SR9	17/10/2014 0:00	27.11	81.2	**5.35**	**9.2**	SR9	17/10/2014 6:00	26.80	83.8	**5.54**	**7.2**	SR9	17/10/2014 12:00	27.08	91.1	6.01	4.7	SR9	17/10/2014 18:00	27.18	93.2	6.14	4.4
SR9	17/10/2014 0:05	27.11	81.2	**5.35**	**9.7**	SR9	17/10/2014 6:05	26.79	84.0	**5.56**	**6.9**	SR9	17/10/2014 12:05	27.08	91.3	6.02	**4.8**	SR9	17/10/2014 18:05	27.18	94.1	6.20	**4.9**
SR9	17/10/2014 0:10	27.10	81.3	**5.36**	**9.1**	SR9	17/10/2014 6:10	26.79	84.0	**5.56**	**7.0**	SR9	17/10/2014 12:10	27.09	90.7	5.98	**5.5**	SR9	17/10/2014 18:10	27.18	93.5	6.16	4.3
SR9	17/10/2014 0:15	27.10	80.9	**5.33**	**9.1**	SR9	17/10/2014 6:15	26.80	84.1	**5.57**	**7.0**	SR9	17/10/2014 12:15	27.12	91.3	6.02	4.7	SR9	17/10/2014 18:15	27.20	93.8	6.18	4.4
SR9	17/10/2014 0:20	27.10	81.3	**5.36**	**9.3**	SR9	17/10/2014 6:20	26.80	84.7	**5.60**	**6.9**	SR9	17/10/2014 12:20	27.03	91.9	6.06	**5.3**	SR9	17/10/2014 18:20	27.20	93.9	6.18	4.2
SR9	17/10/2014 0:25	27.09	81.1	**5.34**	**9.0**	SR9	17/10/2014 6:25	26.80	84.9	**5.62**	**6.7**	SR9	17/10/2014 12:25	27.09	91.9	6.06	4.5	SR9	17/10/2014 18:25	27.19	93.9	6.19	4.6
SR9	17/10/2014 0:30	27.08	81.1	**5.34**	**9.4**	SR9	17/10/2014 6:30	26.82	85.0	**5.62**	**6.9**	SR9	17/10/2014 12:30	27.11	92.2	6.08	**4.8**	SR9	17/10/2014 18:30	27.20	94.6	6.23	4.2
SR9	17/10/2014 0:35	27.08	81.0	**5.34**	**8.4**	SR9	17/10/2014 6:35	26.85	85.3	**5.64**	**7.9**	SR9	17/10/2014 12:35	27.18	92.2	6.07	**4.8**	SR9	17/10/2014 18:35	27.21	95.2	6.26	4.0
SR9	17/10/2014 0:40	27.06	80.6	**5.31**	**9.3**	SR9	17/10/2014 6:40	26.84	85.3	**5.64**	**8.3**	SR9	17/10/2014 12:40	27.12	92.4	6.09	**5.6**	SR9	17/10/2014 18:40	27.20	95.5	6.28	3.7
SR9	17/10/2014 0:45	27.07	80.8	**5.32**	**8.5**	SR9	17/10/2014 6:45	26.84	85.3	**5.63**	**8.1**	SR9	17/10/2014 12:45	27.24	93.1	6.13	**5.0**	SR9	17/10/2014 18:45	27.22	95.0	6.25	3.5
SR9	17/10/2014 0:50	27.07	81.9	**5.40**	**9.0**	SR9	17/10/2014 6:50	26.85	85.0	**5.62**	**8.1**	SR9	17/10/2014 12:50	27.20	93.0	6.12	**4.9**	SR9	17/10/2014 18:50	27.24	95.4	6.28	3.4
SR9	17/10/2014 0:55	27.06	80.8	**5.33**	**8.6**	SR9	17/10/2014 6:55	26.85	85.4	**5.64**	**9.7**	SR9	17/10/2014 12:55	27.28	94.1	6.19	**4.9**	SR9	17/10/2014 18:55	27.23	95.1	6.25	3.7
SR9	17/10/2014 1:00	27.06	82.1	**5.41**	**8.5**	SR9	17/10/2014 7:00	26.85	85.0	**5.61**	**14.5**	SR9	17/10/2014 13:00	27.32	94.5	6.21	4.7	SR9	17/10/2014 19:00	27.23	94.9	6.24	3.2
SR9	17/10/2014 1:05	27.06	81.4	**5.36**	**8.7**	SR9	17/10/2014 7:05	26.83	85.3	**5.63**	**8.5**	SR9	17/10/2014 13:05	27.30	94.5	6.21	4.6	SR9	17/10/2014 19:05	27.23	95.7	6.31	3.1
SR9	17/10/2014 1:10	27.07	82.9	**5.47**	**9.2**	SR9	17/10/2014 7:10	26.84	85.5	**5.65**	**7.6**	SR9	17/10/2014 13:10	27.33	95.1	6.25	**5.0**	SR9	17/10/2014 19:10	27.25	95.7	6.30	3.5
SR9	17/10/2014 1:15	27.06	82.2	**5.42**	**8.8**	SR9	17/10/2014 7:15	26.84	85.3	**5.63**	**8.1**	SR9	17/10/2014 13:15	27.39	95.2	6.25	4.2	SR9	17/10/2014 19:15	27.24	95.1	6.26	3.1
SR9	17/10/2014 1:20	27.05	82.1	**5.42**	**8.7**	SR9	17/10/2014 7:20	26.83	85.0	**5.62**	**8.2**	SR9	17/10/2014 13:20	27.39	95.5	6.27	4.2	SR9	17/10/2014 19:20	27.24	95.0	6.25	3.5
SR9	17/10/2014 1:25	27.05	82.0	**5.41**	**8.9**	SR9	17/10/2014 7:25	26.82	85.4	**5.64**	**7.5**	SR9	17/10/2014 13:25	27.30	95.6	6.28	4.2	SR9	17/10/2014 19:25	27.21	94.2	6.20	3.5
SR9	17/10/2014 1:30	27.04	81.3	**5.36**	**8.6**	SR9	17/10/2014 7:30	26.82	85.2	**5.63**	**8.1**	SR9	17/10/2014 13:30	27.39	95.9	6.29	4.0	SR9	17/10/2014 19:30	27.22	94.4	6.22	3.4
SR9	17/10/2014 1:35	27.04	81.0	**5.34**	**9.2**	SR9	17/10/2014 7:35	26.83	85.1	**5.62**	**8.4**	SR9	17/10/2014 13:35	27.43	95.5	6.27	3.9	SR9	17/10/2014 19:35	27.21	94.2	6.20	3.4
SR9	17/10/2014 1:40	27.03	80.7	**5.32**	**8.2**	SR9	17/10/2014 7:40	26.83	85.4	**5.65**	**7.8**	SR9	17/10/2014 13:40	27.36	96.1	6.31	4.2	SR9	17/10/2014 19:40	27.20	94.4	6.21	3.4
SR9	17/10/2014 1:45	27.03	81.0	**5.34**	**10.1**	SR9	17/10/2014 7:45	26.83	85.5	**5.65**	**8.7**	SR9	17/10/2014 13:45	27.42	95.8	6.29	3.8	SR9	17/10/2014 19:45	27.21	94.9	6.25	3.8
SR9	17/10/2014 1:50	27.03	81.6	**5.38**	**9.0**	SR9	17/10/2014 7:50	26.82	85.5	**5.65**	**8.5**	SR9	17/10/2014 13:50	27.41	95.9	6.30	4.1	SR9	17/10/2014 19:50	27.21	95.1	6.26	3.2
SR9	17/10/2014 1:55	27.01	81.8	**5.40**	**8.8**	SR9	17/10/2014 7:55	26.81	85.2	**5.63**	**7.6**	SR9	17/10/2014 13:55	27.40	96.0	6.30	4.6	SR9	17/10/2014 19:55	27.20	94.8	6.24	3.9
SR9	17/10/2014 2:00	27.01	81.0	**5.34**	**8.5**	SR9	17/10/2014 8:00	26.81	85.2	**5.63**	**8.6**	SR9	17/10/2014 14:00	27.41	95.9	6.29	4.3	SR9	17/10/2014 20:00	27.18	94.9	6.25	4.0
SR9	17/10/2014 2:05	27.00	80.6	**5.32**	**8.2**	SR9	17/10/2014 8:05	26.81	84.7	**5.60**	**8.7**	SR9	17/10/2014 14:05	27.43	95.9	6.29	3.8	SR9	17/10/2014 20:05	27.17	94.6	6.23	3.7
SR9	17/10/2014 2:10	27.00	80.0	**5.28**	**8.4**	SR9	17/10/2014 8:10	26.81	85.0	**5.62**	**8.3**	SR9	17/10/2014 14:10	27.43	95.8	6.28	4.1	SR9	17/10/2014 20:10	27.17	94.3	6.21	4.1
SR9	17/10/2014 2:15	26.99	79.3	**5.24**	**8.1**	SR9	17/10/2014 8:15	26.81	84.7	**5.61**	**8.2**	SR9	17/10/2014 14:15	27.43	95.9	6.29	3.8	SR9	17/10/2014 20:15	27.15	94.4	6.22	4.5
SR9	17/10/2014 2:20	26.99	79.7	**5.26**	**8.1**	SR9	17/10/2014 8:20	26.81	85.1	**5.63**	**8.7**	SR9	17/10/2014 14:20	27.39	96.4	6.33	4.3	SR9	17/10/2014 20:20	27.14	94.0	6.20	4.3
SR9	17/10/2014 2:25	26.99	79.7	**5.26**	**8.0**	SR9	17/10/2014 8:25	26.81	85.7	**5.68**	**7.8**	SR9	17/10/2014 14:25	27.34	96.7	6.35	4.4	SR9	17/10/2014 20:25	27.13	93.7	6.18	4.7
SR9	17/10/2014 2:30	26.98	79.8	**5.27**	**8.3**	SR9	17/10/2014 8:30	26.81	85.8	**5.68**	**7.5**	SR9	17/10/2014 14:30	27.32	96.9	6.37	4.0	SR9	17/10/2014 20:30	27.12	93.6	6.18	4.5
SR9	17/10/2014 2:35	26.96	80.5	**5.32**	**8.2**	SR9	17/10/2014 8:35	26.81	85.4	**5.66**	**8.3**	SR9	17/10/2014 14:35	27.34	97.3	6.39	4.0	SR9	17/10/2014 20:35	27.11	93.4	6.16	**5.1**
SR9	17/10/2014 2:40	26.98	80.4	**5.31**	**8.6**	SR9	17/10/2014 8:40	26.81	85.2	**5.64**	**7.9**	SR9	17/10/2014 14:40	27.34	97.2	6.39	4.2	SR9	17/10/2014 20:40	27.09	93.2	6.15	**5.1**
SR9	17/10/2014 2:45	26.97	80.1	**5.29**	**8.9**	SR9	17/10/2014 8:45	26.81	86.0	**5.70**	**7.1**	SR9	17/10/2014 14:45	27.38	97.5	6.40	3.7	SR9	17/10/2014 20:45	27.09	93.1	6.15	**5.6**
SR9	17/10/2014 2:50	26.96	79.9	**5.28**	**8.4**	SR9	17/10/2014 8:50	26.81	86.4	**5.72**	**8.1**	SR9	17/10/2014 14:50	27.39	97.3	6.39	4.4	SR9	17/10/2014 20:50	27.08	92.6	6.11	**6.1**
SR9	17/10/2014 2:55	26.97	81.3	**5.37**	**8.8**	SR9	17/10/2014 8:55	26.81	86.1	**5.70**	**7.7**	SR9	17/10/2014 14:55	27.41	97.2	6.38	4.4	SR9	17/10/2014 20:55	27.09	93.2	6.15	**6.1**
SR9	17/10/2014 3:00	26.99	82.5	**5.44**	**8.5**	SR9	17/10/2014 9:00	26.81	85.8	**5.68**	**7.3**	SR9	17/10/2014 15:00	27.39	97.0	6.37	3.9	SR9	17/10/2014 21:00	27.07	93.1	6.15	**6.1**
SR9	17/10/2014 3:05	26.96	81.1	**5.36**	**8.4**	SR9	17/10/2014 9:05	26.82	86.0	**5.69**	**7.1**	SR9	17/10/2014 15:05	27.42	97.3	6.39	4.1	SR9	17/10/2014 21:05	27.07	93.0	6.14	**7.1**
SR9	17/10/2014 3:10	26.95	80.3	**5.30**	**8.6**	SR9	17/10/2014 9:10	26.82	86.3	**5.71**	**6.8**	SR9	17/10/2014 15:10	27.42	97.1	6.37	4.2	SR9	17/10/2014 21:10	27.07	92.9	6.13	**7.3**
SR9	17/10/2014 3:15	26.96	80.2	**5.29**	**8.1**	SR9	17/10/2014 9:15	26.82	86.2	**5.71**	**6.3**	SR9	17/10/2014 15:15	27.42	97.2	6.38	4.0	SR9	17/10/2014 21:15	27.06	92.6	6.11	**7.2**
SR9	17/10/2014 3:20	26.95	80.6	**5.33**	**9.1**	SR9	17/10/2014 9:20	26.82	86.2	**5.70**	**6.6**	SR9	17/10/2014 15:20	27.41	97.4	6.39	4.3	SR9	17/10/2014 21:20	27.06	92.7	6.12	**7.9**
SR9	17/10/2014 3:25	26.95	81.1	**5.35**	**8.0**	SR9	17/10/2014 9:25	26.82	86.1	**5.70**	**7.0**	SR9	17/10/2014 15:25	27.38	95.8	6.30	4.2	SR9	17/10/2014 21:25	27.06	92.9	6.13	**7.2**
SR9	17/10/2014 3:30	26.95	81.3	**5.37**	**8.5**	SR9	17/10/2014 9:30	26.83	86.6	**5.73**	**8.3**	SR9	17/10/2014 15:30	27.33	96.2	6.32	4.2	SR9	17/10/2014 21:30	27.05	92.5	6.11	**8.2**
SR9	17/10/2014 3:35	26.92	81.4	**5.38**	**8.6**	SR9	17/10/2014 9:35	26.83	86.9	**5.75**	**7.6**	SR9	17/10/2014 15:35	27.34	96.5	6.34	**4.8**	SR9	17/10/2014 21:35	27.05	92.6	6.11	**7.8**
SR9	17/10/2014 3:40	26.92	81.4	**5.38**	**9.2**	SR9	17/10/2014 9:40	26.82	86.7	**5.74**	**7.2**	SR9	17/10/2014 15:40	27.35	95.6	6.28	4.4	SR9	17/10/2014 21:40	27.04	92.4	6.10	**7.4**
SR9	17/10/2014 3:45	26.91	81.7	**5.40**	**8.5**	SR9	17/10/2014 9:45	26.82	85.8	**5.68**	**6.9**	SR9	17/10/2014 15:45	27.36	96.6	6.34	4.7	SR9	17/10/2014 21:45	27.03	92.3	6.10	**8.6**
SR9	17/10/2014 3:50	26.91	81.6	**5.40**	**8.3**	SR9	17/10/2014 9:50	26.82	86.3	**5.71**	**7.3**	SR9	17/10/2014 15:50	27.29	95.7	6.29	**4.8**	SR9	17/10/2014 21:50	27.03	92.3	6.10	**8.1**
SR9	17/10/2014 3:55	26.91	82.2	**5.43**	**8.4**	SR9	17/10/2014 9:55	26.82	86.9	**5.75**	**7.5**	SR9	17/10/2014 15:55	27.33	95.9	6.30	4.5	SR9	17/10/2014 21:55	27.04	92.7	6.12	**8.6**
SR9	17/10/2014 4:00	26.92	82.7	**5.46**	**8.1**	SR9	17/10/2014 10:00	26.80	85.1	**5.63**	**7.8**	SR9	17/10/2014 16:00	27.30	95.0	6.24	**5.0**	SR9	17/10/2014 22:00	27.04	92.7	6.12	**8.2**
SR9	17/10/2014 4:05	26.91	82.8	**5.47**	**8.3**	SR9	17/10/2014 10:05	26.82	85.3	**5.65**	**7.6**	SR9	17/10/2014 16:05	27.29	93.4	6.14	4.4	SR9	17/10/2014 22:05	27.03	92.6	6.12	**7.9**
SR9	17/10/2014 4:10	26.90	82.2	**5.43**	**9.5**	SR9	17/10/2014 10:10	26.81	85.7	**5.67**	**7.6**	SR9	17/10/2014 16:10	27.28	93.1	6.13	**4.9**	SR9	17/10/2014 22:10	27.03	92.8	6.13	**8.7**
SR9	17/10/2014 4:15	26.91	82.3	**5.44**	**8.2**	SR9	17/10/2014 10:15	26.84	85.3	**5.64**	**7.1**	SR9	17/10/2014 16:15	27.27	93.3	6.14	4.7	SR9	17/10/2014 22:15	27.02	92.5	6.10	**7.9**
SR9	17/10/2014 4:20	26.90	81.8	**5.41**	**7.7**	SR9	17/10/2014 10:20	26.82	85.4	**5.65**	**8.2**	SR9	17/10/2014 16:20	27.24	93.1	6.13	**5.3**	SR9	17/10/2014 22:20	27.00	91.9	6.07	**7.6**
SR9	17/10/2014 4:25	26.91	82.5	**5.45**	**8.6**	SR9	17/10/2014 10:25	26.82	85.1	**5.63**	**9.4**	SR9	17/10/2014 16:25	27.24	92.7	6.11	4.6	SR9	17/10/2014 22:25	27.00	92.1	6.09	**7.5**
SR9	17/10/2014 4:30	26.91	82.8	**5.47**	**8.5**	SR9	17/10/2014 10:30	26.84	84.8	**5.61**	**7.8**	SR9	17/10/2014 16:30	27.23	92.2	6.07	4.6	SR9	17/10/2014 22:30	27.00	92.8	6.13	**7.1**
SR9	17/10/2014 4:35	26.90	81.8	**5.40**	**9.2**	SR9	17/10/2014 10:35	26.84	84.5	**5.59**	**8.0**	SR9	17/10/2014 16:35	27.23	92.7	6.10	**5.4**	SR9	17/10/2014 22:35	26.99	92.8	6.13	**7.4**
SR9	17/10/2014 4:40	26.89	81.6	**5.39**	**9.4**	SR9	17/10/2014 10:40	26.83	83.5	**5.53**	**8.2**	SR9	17/10/2014 16:40	27.22	92.4	6.08	**5.3**	SR9	17/10/2014 22:40	26.98	92.4	6.11	**7.5**
SR9	17/10/2014 4:45	26.89	82.1	**5.43**	**8.3**	SR9	17/10/2014 10:45	26.87	84.5	**5.59**	**7.6**	SR9	17/10/2014 16:45	27.22	92.1	6.07	**4.8**	SR9	17/10/2014 22:45	26.98	92.1	6.09	**7.5**
SR9	17/10/2014 4:50	26.86	81.2	**5.37**	**7.7**	SR9	17/10/2014 10:50	26.85	84.5	**5.59**	**8.5**	SR9	17/10/2014 16:50	27.21	91.3	6.01	4.7	SR9	17/10/2014 22:50	26.98	92.6	6.11	**7.2**
SR9	17/10/2014 4:55	26.87	82.1	**5.43**	**7.8**	SR9	17/10/2014 10:55	26.89	84.8	**5.60**	**8.1**	SR9	17/10/2014 16:55	27.21	91.2	6.01	4.7	SR9	17/10/2014 22:55	26.96	91.8	6.06	**9.1**
SR9	17/10/2014 5:00	26.88	82.6	**5.46**	**7.5**	SR9	17/10/2014 11:00	26.92	85.7	**5.66**	**7.0**	SR9	17/10/2014 17:00	27.20	91.1	6.00	4.6	SR9	17/10/2014 23:00	26.98	92.8	6.13	**7.3**
SR9	17/10/2014 5:05	26.87	82.2	**5.44**	**7.0**	SR9	17/10/2014 11:05	26.96	86.0	**5.68**	**6.0**	SR9	17/10/2014 17:05	27.19	91.0	6.00	4.1	SR9	17/10/2014 23:05	26.96	91.5	6.05	**7.1**
SR9	17/10/2014 5:10	26.84	82.1	**5.42**	**7.2**	SR9	17/10/2014 11:10	27.03	90.2	**5.95**	**5.2**	SR9	17/10/2014 17:10	27.18	89.9	**5.92**	4.1	SR9	17/10/2014 23:10	26.97	91.9	6.07	**6.8**
SR9	17/10/2014 5:15	26.85	82.3	**5.45**	**7.6**	SR9	17/10/2014 11:15	27.03	89.8	**5.92**	**5.0**	SR9	17/10/2014 17:15	27.18	90.3	**5.95**	**4.8**	SR9	17/10/2014 23:15	26.96	91.2	6.03	**7.0**
SR9	17/10/2014 5:20	26.84	82.0	**5.43**	**7.6**	SR9	17/10/2014 11:20	27.03	90.2	**5.95**	**5.5**	SR9	17/10/2014 17:20	27.18	90.6	5.97	4.4	SR9	17/10/2014 23:20	26.96	92.5	6.11	**7.3**
SR9	17/10/2014 5:25	26.84	82.4	**5.46**	**8.4**	SR9	17/10/2014 11:25	27.04	90.8	5.99	**5.4**	SR9	17/10/2014 17:25	27.17	90.9	5.99	4.6	SR9	17/10/2014 23:25	26.96	91.0	6.02	**7.5**
SR9	17/10/2014 5:30	26.82	82.8	**5.47**	**7.1**	SR9	17/10/2014 11:30	27.07	90.6	5.98	**4.8**	SR9	17/10/2014 17:30	27.18	91.8	6.05	**4.8**	SR9	17/10/2014 23:30	26.95	92.2	6.10	**7.2**
SR9	17/10/2014 5:35	26.81	82.8	**5.49**	**7.1**	SR9	17/10/2014 11:35	27.07	90.2	**5.95**	**4.9**	SR9	17/10/2014 17:35	27.18	92.2	6.07	4.5	SR9	17/10/2014 23:35	26.96	92.4	6.11	**7.8**
SR9	17/10/2014 5:40	26.81	82.9	**5.49**	**7.3**	SR9	17/10/2014 11:40	27.00	90.5	5.97	**5.0**	SR9	17/10/2014 17:40	27.19	93.0	6.12	**5.4**	SR9	17/10/2014 23:40	26.96	92.6	6.12	**8.0**
SR9	17/10/2014 5:45	26.80	82.5	**5.47**	**7.3**	SR9	17/10/2014 11:45	27.08	90.8	5.99	4.7	SR9	17/10/2014 17:45	27.18	92.8	6.11	4.7	SR9	17/10/2014 23:45	26.96	92.6	6.12	**8.5**
SR9	17/10/2014 5:50	26.79	82.9	**5.49**	**8.1**	SR9	17/10/2014 11:50	27.09	91.1	6.00	**5.7**	SR9	17/10/2014 17:50	27.19	94.2	6.20	4.7	SR9	17/10/2014 23:50	26.96	92.6	6.12	**8.2**
SR9	17/10/2014 5:55	26.79	83.6	**5.54**	**6.8**	SR9	17/10/2014 11:55	27.05	91.3	6.02	**5.6**	SR9	17/10/2014 17:55	27.19	93.7	6.17	4.4	SR9	17/10/2014 23:55	26.96	92.6	6.12	**7.9**

Station	Timestamp	Temp (° C)	DO (%)	DO (mg/L)	Tur (NTU)	Station	Timestamp	Temp (° C)	DO (%)	DO (mg/L)	Tur (NTU)	Station	Timestamp	Temp (° C)	DO (%)	DO (mg/L)	Tur (NTU)	Station	Timestamp	Temp (°C)	DO (%)	DO (mg/L)	Tur (NTU)
SR10	17/10/2014 0:00	27.79	84.5	**5.59**	2.8	SR10	17/10/2014 6:00	27.68	80.1	**5.31**	2.6	SR10	17/10/2014 12:00	27.70	87.4	**5.80**	**5.0**	SR10	17/10/2014 18:00	27.84	84.1	**5.57**	2.7
SR10	17/10/2014 0:05	27.78	81.6	**5.40**	2.5	SR10	17/10/2014 6:05	27.67	79.6	**5.28**	3.4	SR10	17/10/2014 12:05	27.78	87.9	**5.82**	**4.9**	SR10	17/10/2014 18:05	27.83	83.5	**5.53**	3.0
SR10	17/10/2014 0:10	27.78	82.4	**5.45**	2.7	SR10	17/10/2014 6:10	27.67	80.8	**5.36**	2.7	SR10	17/10/2014 12:10	27.73	87.5	**5.80**	3.5	SR10	17/10/2014 18:10	27.84	85.3	**5.65**	3.3
SR10	17/10/2014 0:15	27.77	81.4	**5.38**	2.5	SR10	17/10/2014 6:15	27.66	81.4	**5.40**	2.6	SR10	17/10/2014 12:15	27.67	87.3	**5.79**	3.9	SR10	17/10/2014 18:15	27.84	85.8	**5.69**	3.0
SR10	17/10/2014 0:20	27.78	82.2	**5.44**	2.7	SR10	17/10/2014 6:20	27.66	78.1	**5.18**	3.0	SR10	17/10/2014 12:20	27.67	87.6	**5.81**	2.7	SR10	17/10/2014 18:20	27.82	80.8	**5.36**	3.0
SR10	17/10/2014 0:25	27.75	82.4	**5.46**	2.5	SR10	17/10/2014 6:25	27.65	80.3	**5.33**	2.6	SR10	17/10/2014 12:25	27.67	85.7	**5.69**	4.7	SR10	17/10/2014 18:25	27.84	82.2	**5.44**	4.7
SR10	17/10/2014 0:30	27.75	81.1	**5.37**	2.4	SR10	17/10/2014 6:30	27.64	80.1	**5.31**	3.3	SR10	17/10/2014 12:30	27.67	85.2	**5.65**	4.0	SR10	17/10/2014 18:30	27.89	87.7	**5.81**	3.6
SR10	17/10/2014 0:35	27.75	81.4	**5.39**	2.6	SR10	17/10/2014 6:35	27.64	81.0	**5.38**	2.9	SR10	17/10/2014 12:35	27.67	84.1	**5.58**	4.2	SR10	17/10/2014 18:35	27.88	87.1	**5.77**	3.0
SR10	17/10/2014 0:40	27.75	81.9	**5.43**	2.4	SR10	17/10/2014 6:40	27.64	79.1	**5.25**	3.0	SR10	17/10/2014 12:40	27.67	82.3	**5.46**	4.3	SR10	17/10/2014 18:40	27.87	86.1	**5.70**	3.4
SR10	17/10/2014 0:45	27.74	80.7	**5.34**	2.4	SR10	17/10/2014 6:45	27.62	80.7	**5.36**	2.9	SR10	17/10/2014 12:45	27.68	81.1	**5.38**	3.5	SR10	17/10/2014 18:45	27.89	86.1	**5.70**	3.7
SR10	17/10/2014 0:50	27.73	80.6	**5.33**	2.4	SR10	17/10/2014 6:50	27.62	80.4	**5.34**	3.5	SR10	17/10/2014 12:50	27.68	81.7	**5.42**	4.2	SR10	17/10/2014 18:50	27.89	86.6	**5.73**	3.7
SR10	17/10/2014 0:55	27.74	78.4	**5.19**	2.3	SR10	17/10/2014 6:55	27.60	81.7	**5.42**	2.5	SR10	17/10/2014 12:55	27.73	85.2	**5.65**	2.7	SR10	17/10/2014 18:55	27.89	84.9	**5.62**	3.6
SR10	17/10/2014 1:00	27.73	81.5	**5.40**	2.7	SR10	17/10/2014 7:00	27.60	80.9	**5.37**	2.7	SR10	17/10/2014 13:00	27.74	85.0	**5.63**	3.2	SR10	17/10/2014 19:00	27.90	86.1	**5.70**	4.1
SR10	17/10/2014 1:05	27.73	81.5	**5.40**	2.4	SR10	17/10/2014 7:05	27.60	80.5	**5.34**	2.8	SR10	17/10/2014 13:05	27.73	84.0	**5.57**	3.0	SR10	17/10/2014 19:05	27.90	85.5	**5.66**	4.0
SR10	17/10/2014 1:10	27.72	82.5	**5.47**	2.5	SR10	17/10/2014 7:10	27.59	77.6	**5.15**	2.8	SR10	17/10/2014 13:10	27.74	84.5	**5.60**	2.4	SR10	17/10/2014 19:10	27.89	82.5	**5.46**	3.4
SR10	17/10/2014 1:15	27.72	83.1	**5.51**	2.5	SR10	17/10/2014 7:15	27.59	79.8	**5.30**	2.4	SR10	17/10/2014 13:15	27.74	83.9	**5.56**	2.9	SR10	17/10/2014 19:15	27.88	85.9	**5.68**	4.0
SR10	17/10/2014 1:20	27.72	79.9	**5.29**	2.4	SR10	17/10/2014 7:20	27.58	79.2	**5.26**	2.7	SR10	17/10/2014 13:20	27.74	83.0	**5.50**	2.4	SR10	17/10/2014 19:20	27.90	85.7	**5.67**	4.6
SR10	17/10/2014 1:25	27.72	81.6	**5.41**	2.3	SR10	17/10/2014 7:25	27.57	80.4	**5.34**	3.4	SR10	17/10/2014 13:25	27.74	82.9	**5.50**	2.4	SR10	17/10/2014 19:25	27.91	86.1	**5.69**	4.2
SR10	17/10/2014 1:30	27.72	79.6	**5.27**	2.3	SR10	17/10/2014 7:30	27.56	81.0	**5.38**	4.3	SR10	17/10/2014 13:30	27.73	83.5	**5.54**	2.1	SR10	17/10/2014 19:30	27.90	84.4	**5.58**	4.0
SR10	17/10/2014 1:35	27.73	83.5	**5.53**	2.4	SR10	17/10/2014 7:35	27.56	80.1	**5.32**	3.4	SR10	17/10/2014 13:35	27.73	84.4	**5.60**	2.7	SR10	17/10/2014 19:35	27.91	85.5	**5.65**	4.1
SR10	17/10/2014 1:40	27.70	83.6	**5.54**	2.7	SR10	17/10/2014 7:40	27.57	77.4	**5.14**	3.3	SR10	17/10/2014 13:40	27.74	85.7	**5.69**	1.7	SR10	17/10/2014 19:40	27.92	87.5	**5.79**	4.4
SR10	17/10/2014 1:45	27.70	83.7	**5.55**	2.1	SR10	17/10/2014 7:45	27.56	77.6	**5.16**	3.2	SR10	17/10/2014 13:45	27.75	86.8	**5.76**	2.4	SR10	17/10/2014 19:45	27.90	87.5	**5.79**	3.7
SR10	17/10/2014 1:50	27.70	83.7	**5.55**	2.4	SR10	17/10/2014 7:50	27.54	80.4	**5.34**	2.8	SR10	17/10/2014 13:50	27.76	86.9	**5.77**	2.2	SR10	17/10/2014 19:50	27.92	87.3	**5.77**	4.0
SR10	17/10/2014 1:55	27.71	83.5	**5.53**	2.3	SR10	17/10/2014 7:55	27.56	78.4	**5.21**	3.0	SR10	17/10/2014 13:55	27.78	87.5	**5.80**	2.0	SR10	17/10/2014 19:55	27.91	84.5	**5.59**	3.8
SR10	17/10/2014 2:00	27.70	82.3	**5.46**	2.2	SR10	17/10/2014 8:00	27.56	77.8	**5.17**	3.6	SR10	17/10/2014 14:00	27.76	87.8	**5.82**	1.8	SR10	17/10/2014 20:00	27.90	86.5	**5.72**	3.6
SR10	17/10/2014 2:05	27.69	84.3	**5.59**	2.3	SR10	17/10/2014 8:05	27.55	78.8	**5.24**	3.2	SR10	17/10/2014 14:05	27.77	87.3	**5.79**	1.8	SR10	17/10/2014 20:05	27.89	87.4	**5.78**	3.0
SR10	17/10/2014 2:10	27.68	84.0	**5.57**	2.3	SR10	17/10/2014 8:10	27.54	81.7	**5.43**	2.5	SR10	17/10/2014 14:10	27.77	86.8	**5.76**	2.6	SR10	17/10/2014 20:10	27.91	86.8	**5.74**	3.9
SR10	17/10/2014 2:15	27.67	84.7	**5.62**	2.4	SR10	17/10/2014 8:15	27.55	77.9	**5.18**	3.4	SR10	17/10/2014 14:15	27.79	85.9	**5.69**	3.0	SR10	17/10/2014 20:15	27.91	85.1	**5.63**	3.6
SR10	17/10/2014 2:20	27.68	84.4	**5.59**	2.5	SR10	17/10/2014 8:20	27.55	79.5	**5.28**	3.1	SR10	17/10/2014 14:20	27.80	86.0	**5.70**	2.1	SR10	17/10/2014 20:20	27.90	85.7	**5.67**	4.3
SR10	17/10/2014 2:25	27.69	84.7	**5.62**	2.3	SR10	17/10/2014 8:25	27.55	79.3	**5.27**	**8.4**	SR10	17/10/2014 14:25	27.79	86.8	**5.76**	1.9	SR10	17/10/2014 20:25	27.91	86.5	**5.72**	4.0
SR10	17/10/2014 2:30	27.70	84.8	**5.62**	2.7	SR10	17/10/2014 8:30	27.54	79.2	**5.26**	3.0	SR10	17/10/2014 14:30	27.79	85.5	**5.67**	2.0	SR10	17/10/2014 20:30	27.91	86.0	**5.69**	3.6
SR10	17/10/2014 2:35	27.70	84.9	**5.63**	2.5	SR10	17/10/2014 8:35	27.54	76.5	**5.08**	3.4	SR10	17/10/2014 14:35	27.79	87.8	**5.82**	2.3	SR10	17/10/2014 20:35	27.90	85.9	**5.68**	4.0
SR10	17/10/2014 2:40	27.70	85.0	**5.63**	2.5	SR10	17/10/2014 8:40	27.54	77.8	**5.17**	2.7	SR10	17/10/2014 14:40	27.79	86.4	**5.73**	2.0	SR10	17/10/2014 20:40	27.89	84.9	**5.62**	3.9
SR10	17/10/2014 2:45	27.67	84.9	**5.63**	2.2	SR10	17/10/2014 8:45	27.54	78.0	**5.19**	3.3	SR10	17/10/2014 14:45	27.80	86.9	**5.76**	1.9	SR10	17/10/2014 20:45	27.89	84.3	**5.57**	3.4
SR10	17/10/2014 2:50	27.69	84.8	**5.62**	2.6	SR10	17/10/2014 8:50	27.53	78.4	**5.21**	3.4	SR10	17/10/2014 14:50	27.79	86.9	**5.76**	2.2	SR10	17/10/2014 20:50	27.88	83.1	**5.50**	3.5
SR10	17/10/2014 2:55	27.69	84.8	**5.62**	2.3	SR10	17/10/2014 8:55	27.54	79.2	**5.26**	**6.9**	SR10	17/10/2014 14:55	27.79	85.7	**5.68**	2.2	SR10	17/10/2014 20:55	27.87	81.4	**5.39**	3.7
SR10	17/10/2014 3:00	27.70	84.2	**5.58**	2.4	SR10	17/10/2014 9:00	27.53	79.7	**5.30**	2.8	SR10	17/10/2014 15:00	27.80	83.9	**5.56**	2.6	SR10	17/10/2014 21:00	27.87	83.0	**5.49**	3.4
SR10	17/10/2014 3:05	27.68	83.8	**5.55**	2.2	SR10	17/10/2014 9:05	27.53	79.7	**5.30**	2.7	SR10	17/10/2014 15:05	27.79	84.1	**5.58**	2.5	SR10	17/10/2014 21:05	27.88	84.6	**5.60**	3.2
SR10	17/10/2014 3:10	27.69	82.1	**5.44**	2.7	SR10	17/10/2014 9:10	27.54	81.0	**5.38**	2.9	SR10	17/10/2014 15:10	27.80	83.8	**5.55**	2.2	SR10	17/10/2014 21:10	27.86	81.8	**5.41**	3.2
SR10	17/10/2014 3:15	27.68	82.6	**5.48**	2.7	SR10	17/10/2014 9:15	27.54	82.3	**5.47**	3.0	SR10	17/10/2014 15:15	27.81	87.0	**5.76**	3.5	SR10	17/10/2014 21:15	27.87	81.4	**5.39**	3.5
SR10	17/10/2014 3:20	27.65	84.2	**5.58**	3.8	SR10	17/10/2014 9:20	27.56	83.5	**5.55**	2.9	SR10	17/10/2014 15:20	27.82	86.1	**5.71**	2.1	SR10	17/10/2014 21:20	27.86	82.7	**5.47**	3.5
SR10	17/10/2014 3:25	27.66	83.6	**5.55**	2.3	SR10	17/10/2014 9:25	27.56	84.0	**5.59**	2.3	SR10	17/10/2014 15:25	27.83	86.4	**5.72**	1.7	SR10	17/10/2014 21:25	27.87	82.9	**5.49**	3.2
SR10	17/10/2014 3:30	27.67	83.0	**5.50**	2.4	SR10	17/10/2014 9:30	27.56	83.8	**5.57**	2.6	SR10	17/10/2014 15:30	27.84	86.0	**5.70**	1.9	SR10	17/10/2014 21:30	27.84	83.7	**5.54**	3.1
SR10	17/10/2014 3:35	27.65	83.6	**5.54**	2.4	SR10	17/10/2014 9:35	27.56	83.8	**5.57**	3.2	SR10	17/10/2014 15:35	27.84	85.0	**5.63**	3.5	SR10	17/10/2014 21:35	27.85	82.8	**5.48**	3.1
SR10	17/10/2014 3:40	27.64	84.1	**5.58**	2.3	SR10	17/10/2014 9:40	27.56	83.5	**5.55**	2.3	SR10	17/10/2014 15:40	27.84	87.5	**5.80**	1.9	SR10	17/10/2014 21:40	27.85	81.0	**5.36**	3.2
SR10	17/10/2014 3:45	27.66	83.0	**5.50**	2.1	SR10	17/10/2014 9:45	27.56	83.6	**5.55**	2.3	SR10	17/10/2014 15:45	27.84	87.2	**5.77**	1.8	SR10	17/10/2014 21:45	27.85	83.3	**5.52**	3.0
SR10	17/10/2014 3:50	27.67	83.0	**5.50**	2.2	SR10	17/10/2014 9:50	27.56	82.4	**5.48**	3.0	SR10	17/10/2014 15:50	27.84	87.0	**5.76**	2.0	SR10	17/10/2014 21:50	27.82	82.9	**5.49**	2.8
SR10	17/10/2014 3:55	27.67	82.6	**5.48**	2.3	SR10	17/10/2014 9:55	27.55	81.8	**5.44**	3.3	SR10	17/10/2014 15:55	27.85	87.1	**5.77**	1.8	SR10	17/10/2014 21:55	27.82	85.1	**5.63**	3.0
SR10	17/10/2014 4:00	27.67	80.9	**5.37**	2.2	SR10	17/10/2014 10:00	27.55	81.3	**5.40**	3.1	SR10	17/10/2014 16:00	27.83	89.3	**5.92**	2.4	SR10	17/10/2014 22:00	27.83	84.9	**5.62**	2.7
SR10	17/10/2014 4:05	27.64	81.6	**5.41**	2.2	SR10	17/10/2014 10:05	27.55	81.5	**5.42**	3.8	SR10	17/10/2014 16:05	27.83	89.4	**5.92**	1.4	SR10	17/10/2014 22:05	27.82	83.9	**5.55**	3.0
SR10	17/10/2014 4:10	27.64	81.7	**5.42**	2.4	SR10	17/10/2014 10:10	27.55	81.0	**5.39**	3.5	SR10	17/10/2014 16:10	27.84	89.7	**5.94**	1.7	SR10	17/10/2014 22:10	27.82	83.8	**5.55**	2.9
SR10	17/10/2014 4:15	27.66	79.9	**5.30**	2.4	SR10	17/10/2014 10:15	27.56	82.0	**5.45**	3.6	SR10	17/10/2014 16:15	27.83	89.2	**5.91**	1.5	SR10	17/10/2014 22:15	27.80	84.8	**5.62**	2.8
SR10	17/10/2014 4:20	27.66	80.2	**5.32**	2.3	SR10	17/10/2014 10:20	27.56	82.0	**5.45**	2.9	SR10	17/10/2014 16:20	27.84	86.1	**5.70**	1.9	SR10	17/10/2014 22:20	27.82	85.7	**5.68**	2.9
SR10	17/10/2014 4:25	27.66	78.8	**5.23**	2.2	SR10	17/10/2014 10:25	27.56	81.6	**5.42**	3.9	SR10	17/10/2014 16:25	27.83	86.0	**5.70**	1.9	SR10	17/10/2014 22:25	27.81	86.0	**5.70**	2.6
SR10	17/10/2014 4:30	27.64	80.0	**5.31**	2.5	SR10	17/10/2014 10:30	27.56	81.5	**5.42**	3.2	SR10	17/10/2014 16:30	27.83	87.2	**5.78**	1.6	SR10	17/10/2014 22:30	27.81	85.6	**5.67**	3.0
SR10	17/10/2014 4:35	27.63	80.2	**5.33**	2.2	SR10	17/10/2014 10:35	27.59	83.3	**5.54**	3.0	SR10	17/10/2014 16:35	27.83	88.1	**5.84**	1.6	SR10	17/10/2014 22:35	27.81	87.1	**5.77**	**6.7**
SR10	17/10/2014 4:40	27.63	80.0	**5.31**	2.3	SR10	17/10/2014 10:40	27.59	83.9	**5.57**	3.8	SR10	17/10/2014 16:40	27.83	89.5	**5.93**	1.5	SR10	17/10/2014 22:40	27.83	87.2	**5.78**	**5.7**
SR10	17/10/2014 4:45	27.66	77.8	**5.16**	2.4	SR10	17/10/2014 10:45	27.62	85.7	**5.69**	2.9	SR10	17/10/2014 16:45	27.81	87.4	**5.80**	1.5	SR10	17/10/2014 22:45	27.81	86.8	**5.75**	2.8
SR10	17/10/2014 4:50	27.65	77.9	**5.17**	2.9	SR10	17/10/2014 10:50	27.60	84.2	**5.59**	3.1	SR10	17/10/2014 16:50	27.79	90.8	6.02	1.4	SR10	17/10/2014 22:50	27.80	85.2	**5.64**	2.6
SR10	17/10/2014 4:55	27.72	76.8	**5.09**	2.8	SR10	17/10/2014 10:55	27.63	86.0	**5.71**	2.7	SR10	17/10/2014 16:55	27.81	85.4	**5.66**	1.7	SR10	17/10/2014 22:55	27.80	83.2	**5.52**	2.8
SR10	17/10/2014 5:00	27.70	77.9	**5.16**	2.4	SR10	17/10/2014 11:00	27.64	86.5	**5.74**	2.5	SR10	17/10/2014 17:00	27.81	86.2	**5.72**	1.9	SR10	17/10/2014 23:00	27.79	85.2	**5.65**	2.5
SR10	17/10/2014 5:05	27.70	77.0	**5.10**	2.5	SR10	17/10/2014 11:05	27.65	86.2	**5.72**	3.1	SR10	17/10/2014 17:05	27.81	86.6	**5.74**	1.9	SR10	17/10/2014 23:05	27.80	85.9	**5.69**	2.8
SR10	17/10/2014 5:10	27.70	79.4	**5.26**	2.7	SR10	17/10/2014 11:10	27.66	87.3	**5.79**	2.4	SR10	17/10/2014 17:10	27.80	84.0	**5.57**	2.2	SR10	17/10/2014 23:10	27.81	87.6	**5.80**	2.6
SR10	17/10/2014 5:15	27.71	75.9	**5.03**	2.5	SR10	17/10/2014 11:15	27.63	86.4	**5.74**	3.0	SR10	17/10/2014 17:15	27.80	85.2	**5.65**	2.7	SR10	17/10/2014 23:15	27.79	87.8	**5.82**	2.8
SR10	17/10/2014 5:20	27.70	75.2	**4.98**	2.2	SR10	17/10/2014 11:20	27.61	86.1	**5.72**	2.8	SR10	17/10/2014 17:20	27.80	84.9	**5.63**	2.7	SR10	17/10/2014 23:20	27.80	88.0	**5.83**	2.4
SR10	17/10/2014 5:25	27.71	76.8	**5.09**	2.8	SR10	17/10/2014 11:25	27.62	86.5	**5.74**	3.1	SR10	17/10/2014 17:25	27.81	81.8	**5.42**	3.7	SR10	17/10/2014 23:25	27.79	88.1	**5.84**	2.4
SR10	17/10/2014 5:30	27.71	76.0	**5.03**	2.3	SR10	17/10/2014 11:30	27.65	86.8	**5.76**	4.3	SR10	17/10/2014 17:30	27.80	80.1	**5.31**	2.7	SR10	17/10/2014 23:30	27.80	87.7	**5.81**	2.3
SR10	17/10/2014 5:35	27.70	77.8	**5.16**	3.2	SR10	17/10/2014 11:35	27.63	87.5	**5.81**	3.0	SR10	17/10/2014 17:35	27.80	81.3	**5.39**	3.2	SR10	17/10/2014 23:35	27.80	87.9	**5.82**	2.5
SR10	17/10/2014 5:40	27.68	77.8	**5.16**	2.6	SR10	17/10/2014 11:40	27.69	87.2	**5.78**	**5.6**	SR10	17/10/2014 17:40	27.81	80.0	**5.31**	3.7	SR10	17/10/2014 23:40	27.80	87.8	**5.82**	2.6
SR10	17/10/2014 5:45	27.70	80.6	**5.35**	2.9	SR10	17/10/2014 11:45	27.71	87.4	**5.79**	**11.9**	SR10	17/10/2014 17:45	27.82	81.9	**5.43**	3.2	SR10	17/10/2014 23:45	27.79	88.1	**5.83**	3.0
SR10	17/10/2014 5:50	27.69	79.4	**5.26**	2.9	SR10	17/10/2014 11:50	27.70	87.6	**5.81**	**5.5**	SR10	17/10/2014 17:50	27.80	82.1	**5.44**	2.7	SR10	17/10/2014 23:50	27.80	87.8	**5.81**	3.7
SR10	17/10/2014 5:55	27.69	81.4	**5.40**	2.9	SR10	17/10/2014 11:55	27.65	87.5	**5.81**	**6.1**	SR10	17/10/2014 17:55	27.81	81.9	**5.43**	3.0	SR10	17/10/2014 23:55	27.78	87.9	**5.83**	2.5

Station	Timestamp	Temp (° C)	DO (%)	DO (mg/L)	Tur (NTU)	Station	Timestamp	Temp (° C)	DO (%)	DO (mg/L)	Tur (NTU)	Station	Timestamp	Temp (° C)	DO (%)	DO (mg/L)	Tur (NTU)	Station	Timestamp	Temp (°C)	DO (%)	DO (mg/L)	Tur (NTU)
SR11	17/10/2014 0:00	27.86	76.3	**5.12**	2.7	SR11	17/10/2014 6:00	27.59	77.0	**5.18**	1.8	SR11	17/10/2014 12:00	27.44	76.5	**5.17**	**4.9**	SR11	17/10/2014 18:00	27.54	78.7	**5.31**	1.3
SR11	17/10/2014 0:05	27.84	76.2	**5.11**	2.6	SR11	17/10/2014 6:05	27.56	75.4	**5.08**	1.4	SR11	17/10/2014 12:05	27.42	77.3	**5.22**	**5.3**	SR11	17/10/2014 18:05	27.57	79.0	**5.33**	1.8
SR11	17/10/2014 0:10	27.84	76.4	**5.13**	2.4	SR11	17/10/2014 6:10	27.58	75.3	**5.07**	1.8	SR11	17/10/2014 12:10	27.43	77.1	**5.21**	**5.0**	SR11	17/10/2014 18:10	27.58	79.1	**5.32**	2.0
SR11	17/10/2014 0:15	27.85	76.8	**5.15**	2.8	SR11	17/10/2014 6:15	27.58	73.4	**4.94**	2.2	SR11	17/10/2014 12:15	27.43	76.7	**5.18**	4.4	SR11	17/10/2014 18:15	27.57	79.3	**5.34**	1.8
SR11	17/10/2014 0:20	27.85	77.0	**5.16**	2.6	SR11	17/10/2014 6:20	27.55	72.9	**4.91**	2.2	SR11	17/10/2014 12:20	27.43	76.4	**5.16**	**4.9**	SR11	17/10/2014 18:20	27.57	79.7	**5.37**	1.5
SR11	17/10/2014 0:25	27.84	76.6	**5.14**	2.4	SR11	17/10/2014 6:25	27.60	73.4	**4.94**	2.6	SR11	17/10/2014 12:25	27.43	77.0	**5.20**	4.7	SR11	17/10/2014 18:25	27.57	79.2	**5.34**	1.6
SR11	17/10/2014 0:30	27.81	76.0	**5.09**	2.2	SR11	17/10/2014 6:30	27.55	72.8	**4.91**	2.5	SR11	17/10/2014 12:30	27.44	77.0	**5.20**	4.4	SR11	17/10/2014 18:30	27.56	78.3	**5.28**	2.9
SR11	17/10/2014 0:35	27.85	77.1	**5.17**	2.7	SR11	17/10/2014 6:35	27.59	73.8	**4.96**	2.8	SR11	17/10/2014 12:35	27.45	74.6	**5.04**	4.4	SR11	17/10/2014 18:35	27.56	78.4	**5.28**	1.6
SR11	17/10/2014 0:40	27.83	76.6	**5.14**	2.3	SR11	17/10/2014 6:40	27.58	74.2	**5.00**	3.0	SR11	17/10/2014 12:40	27.44	77.1	**5.20**	4.7	SR11	17/10/2014 18:40	27.58	78.0	**5.26**	1.9
SR11	17/10/2014 0:45	27.82	76.4	**5.12**	2.5	SR11	17/10/2014 6:45	27.57	73.6	**4.96**	3.5	SR11	17/10/2014 12:45	27.46	75.2	**5.07**	4.2	SR11	17/10/2014 18:45	27.58	78.9	**5.32**	1.6
SR11	17/10/2014 0:50	27.84	77.8	**5.22**	2.9	SR11	17/10/2014 6:50	27.56	73.2	**4.93**	2.9	SR11	17/10/2014 12:50	27.45	75.4	**5.09**	**5.0**	SR11	17/10/2014 18:50	27.57	79.5	**5.35**	1.6
SR11	17/10/2014 0:55	27.83	76.5	**5.13**	2.8	SR11	17/10/2014 6:55	27.58	73.2	**4.93**	3.3	SR11	17/10/2014 12:55	27.47	74.4	**5.02**	4.4	SR11	17/10/2014 18:55	27.58	79.4	**5.35**	1.5
SR11	17/10/2014 1:00	27.83	77.2	**5.18**	2.3	SR11	17/10/2014 7:00	27.58	73.5	**4.95**	3.3	SR11	17/10/2014 13:00	27.47	75.0	**5.06**	4.1	SR11	17/10/2014 19:00	27.58	80.5	**5.42**	2.0
SR11	17/10/2014 1:05	27.82	77.7	**5.21**	3.0	SR11	17/10/2014 7:05	27.54	72.4	**4.88**	2.8	SR11	17/10/2014 13:05	27.50	77.0	**5.19**	2.9	SR11	17/10/2014 19:05	27.56	79.1	**5.33**	1.5
SR11	17/10/2014 1:10	27.82	77.5	**5.20**	2.5	SR11	17/10/2014 7:10	27.57	71.8	**4.84**	2.9	SR11	17/10/2014 13:10	27.48	75.6	**5.10**	3.1	SR11	17/10/2014 19:10	27.59	79.9	**5.38**	1.9
SR11	17/10/2014 1:15	27.82	77.2	**5.18**	2.5	SR11	17/10/2014 7:15	27.57	74.1	**4.99**	2.5	SR11	17/10/2014 13:15	27.50	73.3	**4.95**	4.1	SR11	17/10/2014 19:15	27.55	78.6	**5.30**	1.8
SR11	17/10/2014 1:20	27.81	77.5	**5.19**	2.8	SR11	17/10/2014 7:20	27.58	71.6	**4.82**	3.6	SR11	17/10/2014 13:20	27.50	74.8	**5.04**	4.2	SR11	17/10/2014 19:20	27.58	79.2	**5.34**	2.2
SR11	17/10/2014 1:25	27.82	78.0	**5.23**	2.4	SR11	17/10/2014 7:25	27.56	71.7	**4.83**	3.0	SR11	17/10/2014 13:25	27.49	77.0	**5.20**	2.6	SR11	17/10/2014 19:25	27.56	78.6	**5.30**	1.7
SR11	17/10/2014 1:30	27.81	77.6	**5.20**	2.5	SR11	17/10/2014 7:30	27.57	72.0	**4.85**	3.4	SR11	17/10/2014 13:30	27.48	77.1	**5.20**	2.4	SR11	17/10/2014 19:30	27.55	78.2	**5.27**	1.8
SR11	17/10/2014 1:35	27.81	77.3	**5.19**	2.6	SR11	17/10/2014 7:35	27.57	73.2	**4.93**	4.1	SR11	17/10/2014 13:35	27.49	74.3	**4.99**	2.4	SR11	17/10/2014 19:35	27.55	78.7	**5.30**	1.9
SR11	17/10/2014 1:40	27.80	77.5	**5.20**	2.4	SR11	17/10/2014 7:40	27.56	71.9	**4.84**	3.7	SR11	17/10/2014 13:40	27.45	77.3	**5.22**	2.1	SR11	17/10/2014 19:40	27.56	78.6	**5.29**	3.1
SR11	17/10/2014 1:45	27.80	78.6	**5.27**	2.6	SR11	17/10/2014 7:45	27.55	73.3	**4.94**	4.3	SR11	17/10/2014 13:45	27.49	75.1	**5.07**	3.0	SR11	17/10/2014 19:45	27.55	78.1	**5.26**	2.0
SR11	17/10/2014 1:50	27.79	77.5	**5.20**	2.4	SR11	17/10/2014 7:50	27.55	72.4	**4.88**	4.4	SR11	17/10/2014 13:50	27.47	75.8	**5.12**	2.5	SR11	17/10/2014 19:50	27.56	78.2	**5.27**	1.9
SR11	17/10/2014 1:55	27.78	77.8	**5.22**	2.6	SR11	17/10/2014 7:55	27.53	70.4	**4.75**	**5.1**	SR11	17/10/2014 13:55	27.47	75.8	**5.12**	2.0	SR11	17/10/2014 19:55	27.55	78.7	**5.30**	1.8
SR11	17/10/2014 2:00	27.77	77.2	**5.18**	2.6	SR11	17/10/2014 8:00	27.53	71.6	**4.82**	**4.9**	SR11	17/10/2014 14:00	27.49	75.5	**5.09**	2.4	SR11	17/10/2014 20:00	27.56	78.3	**5.27**	1.6
SR11	17/10/2014 2:05	27.78	75.7	**5.08**	2.5	SR11	17/10/2014 8:05	27.51	69.6	**4.69**	3.5	SR11	17/10/2014 14:05	27.50	74.8	**5.05**	2.4	SR11	17/10/2014 20:05	27.55	77.9	**5.25**	1.4
SR11	17/10/2014 2:10	27.75	76.6	**5.15**	2.6	SR11	17/10/2014 8:10	27.50	72.8	**4.91**	**5.3**	SR11	17/10/2014 14:10	27.50	76.4	**5.16**	2.6	SR11	17/10/2014 20:10	27.57	77.9	**5.25**	2.1
SR11	17/10/2014 2:15	27.74	76.3	**5.12**	2.4	SR11	17/10/2014 8:15	27.47	71.9	**4.85**	4.7	SR11	17/10/2014 14:15	27.50	76.3	**5.15**	2.2	SR11	17/10/2014 20:15	27.54	77.5	**5.23**	2.0
SR11	17/10/2014 2:20	27.75	77.2	**5.18**	3.1	SR11	17/10/2014 8:20	27.45	71.9	**4.85**	**6.8**	SR11	17/10/2014 14:20	27.51	75.8	**5.11**	2.3	SR11	17/10/2014 20:20	27.53	77.8	**5.24**	1.5
SR11	17/10/2014 2:25	27.77	77.2	**5.18**	2.9	SR11	17/10/2014 8:25	27.48	70.2	**4.73**	**4.8**	SR11	17/10/2014 14:25	27.50	76.8	**5.19**	2.0	SR11	17/10/2014 20:25	27.55	78.0	**5.25**	1.6
SR11	17/10/2014 2:30	27.77	77.1	**5.18**	3.2	SR11	17/10/2014 8:30	27.45	70.4	**4.75**	4.5	SR11	17/10/2014 14:30	27.51	75.7	**5.11**	2.3	SR11	17/10/2014 20:30	27.52	78.1	**5.27**	1.3
SR11	17/10/2014 2:35	27.73	75.3	**5.06**	2.3	SR11	17/10/2014 8:35	27.44	69.6	**4.70**	3.9	SR11	17/10/2014 14:35	27.51	75.4	**5.09**	2.3	SR11	17/10/2014 20:35	27.52	78.4	**5.29**	1.4
SR11	17/10/2014 2:40	27.73	75.8	**5.09**	2.3	SR11	17/10/2014 8:40	27.43	70.1	**4.73**	3.6	SR11	17/10/2014 14:40	27.49	77.4	**5.22**	1.8	SR11	17/10/2014 20:40	27.51	77.7	**5.24**	1.3
SR11	17/10/2014 2:45	27.74	76.4	**5.13**	2.5	SR11	17/10/2014 8:45	27.43	70.7	**4.78**	3.3	SR11	17/10/2014 14:45	27.50	76.3	**5.15**	1.9	SR11	17/10/2014 20:45	27.57	77.4	**5.22**	1.9
SR11	17/10/2014 2:50	27.72	75.7	**5.09**	2.0	SR11	17/10/2014 8:50	27.45	71.4	**4.82**	**5.2**	SR11	17/10/2014 14:50	27.50	77.3	**5.21**	1.7	SR11	17/10/2014 20:50	27.55	77.2	**5.19**	1.5
SR11	17/10/2014 2:55	27.71	75.6	**5.08**	2.1	SR11	17/10/2014 8:55	27.42	70.3	**4.75**	3.4	SR11	17/10/2014 14:55	27.52	75.1	**5.05**	2.3	SR11	17/10/2014 20:55	27.50	77.6	**5.23**	1.9
SR11	17/10/2014 3:00	27.71	75.4	**5.07**	2.1	SR11	17/10/2014 9:00	27.42	70.8	**4.78**	3.9	SR11	17/10/2014 15:00	27.47	77.7	**5.25**	1.3	SR11	17/10/2014 21:00	27.53	77.5	**5.22**	2.2
SR11	17/10/2014 3:05	27.74	76.9	**5.17**	2.9	SR11	17/10/2014 9:05	27.42	70.4	**4.75**	3.3	SR11	17/10/2014 15:05	27.50	76.8	**5.18**	2.1	SR11	17/10/2014 21:05	27.56	77.3	**5.20**	2.3
SR11	17/10/2014 3:10	27.70	75.6	**5.08**	2.1	SR11	17/10/2014 9:10	27.42	70.6	**4.76**	3.4	SR11	17/10/2014 15:10	27.48	76.9	**5.18**	1.7	SR11	17/10/2014 21:10	27.53	77.9	**5.24**	1.8
SR11	17/10/2014 3:15	27.70	75.2	**5.05**	2.0	SR11	17/10/2014 9:15	27.42	70.2	**4.75**	3.6	SR11	17/10/2014 15:15	27.46	78.0	**5.26**	1.0	SR11	17/10/2014 21:15	27.56	77.6	**5.22**	2.2
SR11	17/10/2014 3:20	27.72	76.1	**5.11**	2.8	SR11	17/10/2014 9:20	27.41	71.4	**4.83**	3.6	SR11	17/10/2014 15:20	27.50	76.5	**5.16**	1.8	SR11	17/10/2014 21:20	27.58	77.2	**5.20**	2.3
SR11	17/10/2014 3:25	27.67	74.5	**5.01**	2.1	SR11	17/10/2014 9:25	27.42	69.2	**4.67**	3.4	SR11	17/10/2014 15:25	27.55	76.8	**5.18**	2.2	SR11	17/10/2014 21:25	27.60	77.3	**5.21**	2.5
SR11	17/10/2014 3:30	27.71	76.6	**5.15**	2.1	SR11	17/10/2014 9:30	27.41	68.9	**4.65**	3.5	SR11	17/10/2014 15:30	27.56	76.8	**5.17**	2.1	SR11	17/10/2014 21:30	27.53	77.3	**5.21**	1.7
SR11	17/10/2014 3:35	27.69	75.5	**5.07**	2.8	SR11	17/10/2014 9:35	27.41	70.2	**4.74**	3.6	SR11	17/10/2014 15:35	27.61	78.2	**5.27**	1.9	SR11	17/10/2014 21:35	27.55	77.2	**5.21**	1.8
SR11	17/10/2014 3:40	27.67	74.4	**5.01**	2.0	SR11	17/10/2014 9:40	27.42	72.6	**4.90**	3.9	SR11	17/10/2014 15:40	27.58	78.5	**5.29**	2.6	SR11	17/10/2014 21:40	27.56	77.8	**5.25**	2.0
SR11	17/10/2014 3:45	27.69	75.9	**5.10**	2.4	SR11	17/10/2014 9:45	27.43	71.9	**4.85**	3.9	SR11	17/10/2014 15:45	27.58	78.6	**5.29**	2.8	SR11	17/10/2014 21:45	27.58	77.7	**5.24**	2.1
SR11	17/10/2014 3:50	27.68	74.8	**5.03**	1.9	SR11	17/10/2014 9:50	27.42	72.4	**4.89**	4.0	SR11	17/10/2014 15:50	27.57	78.3	**5.27**	2.9	SR11	17/10/2014 21:50	27.59	77.3	**5.21**	2.2
SR11	17/10/2014 3:55	27.69	76.0	**5.11**	2.0	SR11	17/10/2014 9:55	27.43	72.3	**4.88**	3.9	SR11	17/10/2014 15:55	27.58	79.8	**5.38**	3.0	SR11	17/10/2014 21:55	27.59	78.0	**5.26**	2.6
SR11	17/10/2014 4:00	27.68	75.1	**5.05**	2.2	SR11	17/10/2014 10:00	27.40	72.5	**4.89**	4.4	SR11	17/10/2014 16:00	27.59	79.9	**5.38**	2.2	SR11	17/10/2014 22:00	27.58	78.1	**5.26**	2.1
SR11	17/10/2014 4:05	27.66	74.4	**5.01**	1.8	SR11	17/10/2014 10:05	27.39	72.9	**4.92**	3.4	SR11	17/10/2014 16:05	27.56	79.8	**5.38**	1.6	SR11	17/10/2014 22:05	27.60	77.1	**5.19**	2.5
SR11	17/10/2014 4:10	27.67	76.0	**5.10**	2.4	SR11	17/10/2014 10:10	27.39	72.7	**4.91**	3.3	SR11	17/10/2014 16:10	27.55	79.2	**5.34**	1.6	SR11	17/10/2014 22:10	27.58	77.2	**5.20**	2.5
SR11	17/10/2014 4:15	27.65	75.4	**5.07**	1.9	SR11	17/10/2014 10:15	27.39	72.2	**4.88**	3.4	SR11	17/10/2014 16:15	27.56	78.7	**5.31**	1.8	SR11	17/10/2014 22:15	27.58	78.8	**5.30**	2.6
SR11	17/10/2014 4:20	27.65	75.1	**5.04**	1.9	SR11	17/10/2014 10:20	27.40	70.6	**4.77**	3.9	SR11	17/10/2014 16:20	27.54	78.2	**5.27**	1.8	SR11	17/10/2014 22:20	27.55	78.6	**5.29**	1.8
SR11	17/10/2014 4:25	27.65	74.9	**5.04**	1.7	SR11	17/10/2014 10:25	27.40	70.6	**4.76**	4.2	SR11	17/10/2014 16:25	27.51	78.3	**5.28**	1.6	SR11	17/10/2014 22:25	27.60	78.4	**5.28**	3.4
SR11	17/10/2014 4:30	27.65	75.7	**5.08**	1.9	SR11	17/10/2014 10:30	27.38	71.9	**4.86**	3.9	SR11	17/10/2014 16:30	27.51	78.3	**5.28**	1.2	SR11	17/10/2014 22:30	27.59	78.1	**5.26**	2.7
SR11	17/10/2014 4:35	27.64	75.0	**5.05**	1.8	SR11	17/10/2014 10:35	27.40	72.3	**4.88**	4.7	SR11	17/10/2014 16:35	27.54	78.8	**5.32**	1.7	SR11	17/10/2014 22:35	27.57	77.6	**5.22**	2.5
SR11	17/10/2014 4:40	27.62	74.7	**5.02**	1.7	SR11	17/10/2014 10:40	27.39	72.9	**4.93**	4.3	SR11	17/10/2014 16:40	27.55	78.7	**5.30**	1.7	SR11	17/10/2014 22:40	27.53	77.0	**5.18**	2.4
SR11	17/10/2014 4:45	27.63	75.0	**5.04**	1.8	SR11	17/10/2014 10:45	27.41	71.3	**4.81**	4.7	SR11	17/10/2014 16:45	27.55	79.2	**5.34**	1.4	SR11	17/10/2014 22:45	27.53	78.5	**5.29**	2.8
SR11	17/10/2014 4:50	27.61	74.3	**5.01**	1.8	SR11	17/10/2014 10:50	27.39	72.1	**4.87**	3.9	SR11	17/10/2014 16:50	27.56	79.3	**5.34**	1.8	SR11	17/10/2014 22:50	27.54	77.2	**5.20**	2.4
SR11	17/10/2014 4:55	27.62	74.8	**5.03**	1.7	SR11	17/10/2014 10:55	27.40	72.1	**4.87**	4.5	SR11	17/10/2014 16:55	27.58	78.7	**5.30**	1.9	SR11	17/10/2014 22:55	27.52	76.4	**5.14**	2.4
SR11	17/10/2014 5:00	27.60	74.2	**5.00**	2.1	SR11	17/10/2014 11:00	27.43	71.5	**4.83**	**4.9**	SR11	17/10/2014 17:00	27.58	78.9	**5.32**	2.2	SR11	17/10/2014 23:00	27.49	77.4	**5.22**	2.3
SR11	17/10/2014 5:05	27.62	75.3	**5.07**	1.9	SR11	17/10/2014 11:05	27.41	71.5	**4.83**	4.4	SR11	17/10/2014 17:05	27.58	78.4	**5.28**	2.1	SR11	17/10/2014 23:05	27.49	77.6	**5.23**	2.3
SR11	17/10/2014 5:10	27.62	74.4	**5.01**	1.9	SR11	17/10/2014 11:10	27.43	73.8	**4.98**	4.6	SR11	17/10/2014 17:10	27.57	80.1	**5.40**	1.8	SR11	17/10/2014 23:10	27.48	76.7	**5.17**	3.9
SR11	17/10/2014 5:15	27.60	74.9	**5.04**	1.7	SR11	17/10/2014 11:15	27.42	73.8	**4.98**	4.3	SR11	17/10/2014 17:15	27.55	78.7	**5.31**	1.7	SR11	17/10/2014 23:15	27.46	76.2	**5.15**	2.8
SR11	17/10/2014 5:20	27.60	75.4	**5.08**	1.8	SR11	17/10/2014 11:20	27.42	74.9	**5.06**	4.2	SR11	17/10/2014 17:20	27.54	78.3	**5.28**	1.3	SR11	17/10/2014 23:20	27.44	75.8	**5.12**	2.8
SR11	17/10/2014 5:25	27.61	74.6	**5.02**	1.7	SR11	17/10/2014 11:25	27.43	73.7	**4.97**	**5.0**	SR11	17/10/2014 17:25	27.52	78.4	**5.29**	0.7	SR11	17/10/2014 23:25	27.41	76.2	**5.15**	2.4
SR11	17/10/2014 5:30	27.61	76.8	**5.17**	1.9	SR11	17/10/2014 11:30	27.43	75.6	**5.10**	**4.9**	SR11	17/10/2014 17:30	27.54	76.3	**5.14**	1.4	SR11	17/10/2014 23:30	27.37	77.1	**5.21**	2.9
SR11	17/10/2014 5:35	27.62	77.7	**5.23**	2.0	SR11	17/10/2014 11:35	27.42	77.2	**5.21**	**5.4**	SR11	17/10/2014 17:35	27.54	79.4	**5.36**	1.2	SR11	17/10/2014 23:35	27.40	76.0	**5.13**	2.4
SR11	17/10/2014 5:40	27.60	76.7	**5.16**	2.0	SR11	17/10/2014 11:40	27.43	76.5	**5.16**	**6.2**	SR11	17/10/2014 17:40	27.56	78.0	**5.26**	1.6	SR11	17/10/2014 23:40	27.42	77.6	**5.24**	2.6
SR11	17/10/2014 5:45	27.60	77.2	**5.19**	1.7	SR11	17/10/2014 11:45	27.44	76.3	**5.15**	**4.9**	SR11	17/10/2014 17:45	27.53	76.7	**5.17**	1.6	SR11	17/10/2014 23:45	27.45	77.7	**5.24**	3.2
SR11	17/10/2014 5:50	27.58	75.6	**5.09**	1.8	SR11	17/10/2014 11:50	27.42	77.6	**5.24**	4.5	SR11	17/10/2014 17:50	27.53	78.6	**5.30**	1.0	SR11	17/10/2014 23:50	27.46	77.0	**5.20**	3.0
SR11	17/10/2014 5:55	27.59	76.0	**5.11**	1.6	SR11	17/10/2014 11:55	27.42	77.3	**5.22**	**5.6**	SR11	17/10/2014 17:55	27.54	78.4	**5.29**	1.1	SR11	17/10/2014 23:55	27.45	75.2	**5.07**	2.4

Station	Timestamp	Temp (° C)	DO (%)	DO (mg/L)	Tur (NTU)	Station	Timestamp	Temp (° C)	DO (%)	DO (mg/L)	Tur (NTU)	Station	Timestamp	Temp (° C)	DO (%)	DO (mg/L)	Tur (NTU)	Station	Timestamp	Temp (°C)	DO (%)	DO (mg/L)	Tur (NTU)
SR12	17/10/2014 0:01	28.16	68.1	4.44	3.2	SR12	17/10/2014 6:01	28.01	68.6	4.49	2.3	SR12	17/10/2014 12:01	28.07	72.9	4.76	3.8	SR12	17/10/2014 18:01	28.10	67.7	4.42	6.0
SR12	17/10/2014 0:06	28.14	67.9	4.43	3.2	SR12	17/10/2014 6:06	28.01	68.4	4.47	2.5	SR12	17/10/2014 12:06	28.12	74.9	4.89	3.1	SR12	17/10/2014 18:06	28.10	67.0	4.37	5.6
SR12	17/10/2014 0:11	28.12	67.5	4.40	2.7	SR12	17/10/2014 6:11	28.01	68.2	4.46	2.4	SR12	17/10/2014 12:11	28.15	75.5	4.92	3.3	SR12	17/10/2014 18:11	28.10	66.1	4.31	4.8
SR12	17/10/2014 0:16	28.14	68.0	4.43	2.6	SR12	17/10/2014 6:16	28.00	68.2	4.46	2.4	SR12	17/10/2014 12:16	28.14	75.3	4.91	2.9	SR12	17/10/2014 18:16	28.08	67.6	4.41	5.1
SR12	17/10/2014 0:21	28.14	67.9	4.43	2.9	SR12	17/10/2014 6:21	28.00	68.2	4.46	2.7	SR12	17/10/2014 12:21	28.12	74.8	4.88	2.8	SR12	17/10/2014 18:21	28.08	66.9	4.36	5.2
SR12	17/10/2014 0:26	28.14	66.8	4.35	2.7	SR12	17/10/2014 6:26	28.00	68.3	4.47	2.4	SR12	17/10/2014 12:26	28.09	74.2	4.84	4.7	SR12	17/10/2014 18:26	28.07	68.6	4.48	4.9
SR12	17/10/2014 0:31	28.15	67.1	4.38	2.7	SR12	17/10/2014 6:31	27.99	67.7	4.43	2.3	SR12	17/10/2014 12:31	28.09	74.0	4.83	4.9	SR12	17/10/2014 18:31	28.09	69.0	4.50	5.6
SR12	17/10/2014 0:36	28.14	67.3	4.39	2.6	SR12	17/10/2014 6:36	28.00	68.2	4.46	2.8	SR12	17/10/2014 12:36	28.09	73.6	4.80	3.9	SR12	17/10/2014 18:36	28.07	68.7	4.49	5.2
SR12	17/10/2014 0:41	28.15	65.9	4.30	2.4	SR12	17/10/2014 6:41	28.01	68.1	4.45	3.2	SR12	17/10/2014 12:41	28.09	74.1	4.84	3.3	SR12	17/10/2014 18:41	28.07	67.5	4.41	4.6
SR12	17/10/2014 0:46	28.15	67.0	4.37	2.8	SR12	17/10/2014 6:46	28.02	67.8	4.43	3.0	SR12	17/10/2014 12:46	28.08	74.3	4.85	3.4	SR12	17/10/2014 18:46	28.09	67.1	4.38	5.7
SR12	17/10/2014 0:51	28.15	64.9	4.23	4.3	SR12	17/10/2014 6:51	28.00	68.0	4.45	3.7	SR12	17/10/2014 12:51	28.08	73.9	4.82	3.7	SR12	17/10/2014 18:51	28.09	69.2	4.51	5.7
SR12	17/10/2014 0:56	28.15	64.2	4.19	3.5	SR12	17/10/2014 6:56	28.00	68.2	4.46	3.3	SR12	17/10/2014 12:56	28.14	73.4	4.78	3.5	SR12	17/10/2014 18:56	28.09	68.9	4.50	5.1
SR12	17/10/2014 1:01	28.15	65.5	4.27	3.3	SR12	17/10/2014 7:01	28.01	68.2	4.46	2.9	SR12						SR12	17/10/2014 19:01	28.08	68.5	4.47	5.4
SR12	17/10/2014 1:06	28.16	66.3	4.32	3.6	SR12	17/10/2014 7:06	28.00	68.2	4.46	3.2	SR12						SR12	17/10/2014 19:06	28.09	67.9	4.43	5.3
SR12	17/10/2014 1:11	28.16	66.4	4.33	3.6	SR12	17/10/2014 7:11	28.00	68.6	4.49	5.5	SR12						SR12	17/10/2014 19:11	28.09	66.7	4.35	5.0
SR12	17/10/2014 1:16	28.14	68.1	4.44	2.7	SR12	17/10/2014 7:16	28.00	68.7	4.49	6.0	SR12						SR12	17/10/2014 19:16	28.09	66.6	4.35	5.2
SR12	17/10/2014 1:21	28.14	67.2	4.38	2.6	SR12	17/10/2014 7:21	27.98	68.7	4.50	4.5	SR12						SR12	17/10/2014 19:21	28.09	65.9	4.30	6.5
SR12	17/10/2014 1:26	28.10	66.8	4.36	2.3	SR12	17/10/2014 7:26	27.98	68.5	4.48	4.7	SR12						SR12	17/10/2014 19:26	28.09	66.3	4.32	5.6
SR12	17/10/2014 1:31	28.11	65.4	4.27	2.3	SR12	17/10/2014 7:31	27.98	69.1	4.52	8.4	SR12						SR12	17/10/2014 19:31	28.08	65.5	4.28	5.0
SR12	17/10/2014 1:36	28.11	65.9	4.30	3.1	SR12	17/10/2014 7:36	27.98	69.1	4.52	8.5	SR12						SR12	17/10/2014 19:36	28.06	65.7	4.29	5.0
SR12	17/10/2014 1:41	28.13	65.8	4.30	2.5	SR12	17/10/2014 7:41	27.96	69.1	4.52	6.6	SR12						SR12	17/10/2014 19:41	28.05	65.2	4.26	4.5
SR12	17/10/2014 1:46	28.13	65.2	4.26	3.9	SR12	17/10/2014 7:46	27.95	72.5	4.75	6.3	SR12						SR12	17/10/2014 19:46	28.05	65.0	4.24	5.5
SR12	17/10/2014 1:51	28.14	65.5	4.27	3.8	SR12	17/10/2014 7:51	27.95	72.3	4.74	7.5	SR12	17/10/2014 13:51	28.12	71.9	4.69	3.6	SR12	17/10/2014 19:51	28.06	63.9	4.17	5.6
SR12	17/10/2014 1:56	28.15	64.7	4.22	3.3	SR12	17/10/2014 7:56	27.95	72.3	4.73	6.9	SR12	17/10/2014 13:56	28.17	71.6	4.67	3.8	SR12	17/10/2014 19:56	28.07	65.6	4.28	5.8
SR12	17/10/2014 2:01	28.15	64.6	4.21	3.4	SR12	17/10/2014 8:01	27.93	72.7	4.76	4.0	SR12	17/10/2014 14:01	28.18	71.6	4.67	5.5	SR12	17/10/2014 20:01	28.07	66.2	4.32	5.1
SR12	17/10/2014 2:06	28.15	64.2	4.19	2.8	SR12	17/10/2014 8:06	27.94	72.0	4.72	5.1	SR12	17/10/2014 14:06	28.19	70.8	4.62	3.9	SR12	17/10/2014 20:06	28.08	66.7	4.35	4.9
SR12	17/10/2014 2:11	28.14	64.5	4.21	3.0	SR12	17/10/2014 8:11	27.94	71.7	4.70	4.8	SR12	17/10/2014 14:11	28.16	71.4	4.66	4.7	SR12	17/10/2014 20:11	28.06	66.5	4.34	4.5
SR12	17/10/2014 2:16	28.15	65.4	4.26	3.3	SR12	17/10/2014 8:16	27.94	71.6	4.69	5.0	SR12	17/10/2014 14:16	28.17	71.0	4.63	4.5	SR12	17/10/2014 20:16	28.05	67.3	4.39	4.8
SR12	17/10/2014 2:21	28.13	65.5	4.27	3.2	SR12	17/10/2014 8:21	27.95	71.6	4.69	4.1	SR12	17/10/2014 14:21	28.17	70.7	4.61	6.1	SR12	17/10/2014 20:21	28.06	67.3	4.40	4.6
SR12	17/10/2014 2:26	28.13	65.9	4.30	2.8	SR12	17/10/2014 8:26	27.95	72.2	4.73	5.1	SR12	17/10/2014 14:26	28.16	70.8	4.62	4.0	SR12	17/10/2014 20:26	28.07	67.4	4.40	4.5
SR12	17/10/2014 2:31	28.13	66.1	4.31	3.0	SR12	17/10/2014 8:31	27.96	72.4	4.74	4.4	SR12	17/10/2014 14:31	28.17	71.2	4.64	4.6	SR12	17/10/2014 20:31	28.06	67.8	4.43	4.2
SR12	17/10/2014 2:36	28.11	66.9	4.37	2.8	SR12	17/10/2014 8:36	27.96	71.9	4.71	5.3	SR12	17/10/2014 14:36	28.17	70.0	4.56	4.2	SR12	17/10/2014 20:36	28.06	67.8	4.43	4.4
SR12	17/10/2014 2:41	28.12	66.4	4.33	3.3	SR12	17/10/2014 8:41	27.96	71.5	4.68	5.5	SR12	17/10/2014 14:41	28.16	69.5	4.53	4.3	SR12	17/10/2014 20:41	28.07	67.5	4.40	5.3
SR12	17/10/2014 2:46	28.10	66.7	4.35	2.9	SR12	17/10/2014 8:46	27.96	71.7	4.69	4.5	SR12	17/10/2014 14:46	28.16	69.8	4.55	4.4	SR12	17/10/2014 20:46	28.06	67.8	4.42	5.1
SR12	17/10/2014 2:51	28.10	66.6	4.35	2.8	SR12	17/10/2014 8:51	27.96	71.6	4.69	5.3	SR12	17/10/2014 14:51	28.15	69.1	4.51	4.3	SR12	17/10/2014 20:51	28.06	68.0	4.44	5.2
SR12	17/10/2014 2:56	28.10	66.6	4.35	2.7	SR12	17/10/2014 8:56	27.96	72.5	4.74	4.7	SR12	17/10/2014 14:56	28.16	69.2	4.51	4.5	SR12	17/10/2014 20:56	28.06	67.6	4.41	5.1
SR12	17/10/2014 3:01	28.09	67.4	4.40	2.7	SR12	17/10/2014 9:01	27.96	72.7	4.76	4.1	SR12	17/10/2014 15:01	28.15	69.4	4.53	4.3	SR12	17/10/2014 21:01	28.06	67.7	4.42	4.8
SR12	17/10/2014 3:06	28.10	66.4	4.33	2.8	SR12	17/10/2014 9:06	27.96	72.2	4.73	4.3	SR12	17/10/2014 15:06	28.15	69.0	4.50	6.9	SR12	17/10/2014 21:06	28.06	67.6	4.41	4.5
SR12	17/10/2014 3:11	28.09	67.1	4.38	2.9	SR12	17/10/2014 9:11	27.96	71.6	4.69	4.3	SR12	17/10/2014 15:11	28.15	68.8	4.49	5.0	SR12	17/10/2014 21:11	28.06	67.8	4.42	5.0
SR12	17/10/2014 3:16	28.10	66.9	4.37	2.6	SR12	17/10/2014 9:16	27.96	71.6	4.69	4.5	SR12	17/10/2014 15:16	28.14	68.9	4.50	5.2	SR12	17/10/2014 21:16	28.06	67.7	4.42	4.7
SR12	17/10/2014 3:21	28.11	67.4	4.40	2.9	SR12	17/10/2014 9:21	27.96	72.4	4.74	5.6	SR12	17/10/2014 15:21	28.13	69.0	4.50	4.9	SR12	17/10/2014 21:21	28.01	68.2	4.46	4.0
SR12	17/10/2014 3:26	28.12	67.3	4.39	3.6	SR12	17/10/2014 9:26	27.97	72.6	4.75	5.7	SR12	17/10/2014 15:26	28.13	69.5	4.53	5.1	SR12	17/10/2014 21:26	28.03	69.8	4.56	3.5
SR12	17/10/2014 3:31	28.11	67.6	4.41	2.7	SR12	17/10/2014 9:31	27.97	73.1	4.78	4.7	SR12	17/10/2014 15:31	28.12	69.3	4.52	4.6	SR12	17/10/2014 21:31	28.05	69.7	4.55	3.5
SR12	17/10/2014 3:36	28.12	67.1	4.38	2.6	SR12	17/10/2014 9:36	27.98	73.0	4.78	4.9	SR12	17/10/2014 15:36	28.14	67.6	4.41	4.8	SR12	17/10/2014 21:36	28.04	69.0	4.51	3.3
SR12	17/10/2014 3:41	28.12	66.9	4.37	2.7	SR12	17/10/2014 9:41	27.98	73.0	4.77	5.7	SR12	17/10/2014 15:41	28.13	67.3	4.39	5.3	SR12	17/10/2014 21:41	28.05	68.4	4.47	3.5
SR12	17/10/2014 3:46	28.12	67.0	4.37	2.6	SR12	17/10/2014 9:46	27.99	73.1	4.78	5.1	SR12	17/10/2014 15:46	28.12	68.5	4.47	5.7	SR12	17/10/2014 21:46	28.06	68.4	4.47	3.7
SR12	17/10/2014 3:51	28.14	66.9	4.37	3.2	SR12	17/10/2014 9:51	27.99	72.7	4.76	4.5	SR12	17/10/2014 15:51	28.11	68.5	4.47	5.0	SR12	17/10/2014 21:51	28.07	68.6	4.48	4.1
SR12	17/10/2014 3:56	28.15	67.6	4.41	3.0	SR12	17/10/2014 9:56	28.00	73.2	4.79	4.5	SR12	17/10/2014 15:56	28.10	69.4	4.53	4.7	SR12	17/10/2014 21:56	28.09	68.7	4.49	3.7
SR12	17/10/2014 4:01	28.16	67.8	4.42	2.7	SR12	17/10/2014 10:01	27.99	73.5	4.81	4.5	SR12	17/10/2014 16:01	28.11	68.8	4.49	5.7	SR12	17/10/2014 22:01	28.10	69.2	4.52	4.2
SR12	17/10/2014 4:06	28.17	67.4	4.39	2.9	SR12	17/10/2014 10:06	28.00	73.6	4.81	5.3	SR12	17/10/2014 16:06	28.09	69.3	4.52	5.2	SR12	17/10/2014 22:06	28.10	68.9	4.49	4.2
SR12	17/10/2014 4:11	28.17	66.6	4.34	2.7	SR12	17/10/2014 10:11	28.01	73.8	4.83	5.2	SR12	17/10/2014 16:11	28.10	67.5	4.41	6.3	SR12	17/10/2014 22:11	28.09	68.1	4.44	3.7
SR12	17/10/2014 4:16	28.17	66.4	4.33	2.8	SR12	17/10/2014 10:16	28.01	73.7	4.82	4.2	SR12	17/10/2014 16:16	28.09	69.1	4.51	5.2	SR12	17/10/2014 22:16	28.09	68.1	4.45	4.2
SR12	17/10/2014 4:21	28.18	66.1	4.31	2.9	SR12	17/10/2014 10:21	28.02	73.7	4.82	4.7	SR12	17/10/2014 16:21	28.09	69.6	4.54	4.6	SR12	17/10/2014 22:21	28.09	68.4	4.46	3.9
SR12	17/10/2014 4:26	28.18	66.4	4.33	2.8	SR12	17/10/2014 10:26	28.01	74.2	4.85	4.5	SR12	17/10/2014 16:26	28.08	69.7	4.55	4.7	SR12	17/10/2014 22:26	28.09	68.4	4.46	4.4
SR12	17/10/2014 4:31	28.17	67.0	4.37	3.3	SR12	17/10/2014 10:31	28.02	74.3	4.86	4.2	SR12	17/10/2014 16:31	28.08	69.5	4.54	5.0	SR12	17/10/2014 22:31	28.08	68.7	4.49	4.5
SR12	17/10/2014 4:36	28.17	66.8	4.36	3.3	SR12	17/10/2014 10:36	28.02	74.0	4.83	5.2	SR12	17/10/2014 16:36	28.09	68.7	4.48	5.0	SR12	17/10/2014 22:36	28.07	68.8	4.49	4.4
SR12	17/10/2014 4:41	28.17	66.3	4.32	3.4	SR12	17/10/2014 10:41	28.02	74.7	4.88	4.2	SR12	17/10/2014 16:41	28.09	69.2	4.52	5.6	SR12	17/10/2014 22:41	28.07	69.4	4.53	5.3
SR12	17/10/2014 4:46	28.16	66.5	4.34	3.0	SR12	17/10/2014 10:46	28.02	74.6	4.88	4.3	SR12	17/10/2014 16:46	28.10	68.9	4.50	5.3	SR12	17/10/2014 22:46	28.06	69.8	4.56	5.0
SR12	17/10/2014 4:51	28.15	67.1	4.37	3.0	SR12	17/10/2014 10:51	28.03	74.9	4.89	4.1	SR12	17/10/2014 16:51	28.10	69.4	4.53	4.6	SR12	17/10/2014 22:51	28.06	69.5	4.54	4.0
SR12	17/10/2014 4:56	28.07	67.2	4.39	2.5	SR12	17/10/2014 10:56	28.02	74.5	4.87	5.8	SR12	17/10/2014 16:56	28.09	68.9	4.50	4.8	SR12	17/10/2014 22:56	28.06	69.0	4.50	6.5
SR12	17/10/2014 5:01	28.04	69.5	4.54	3.0	SR12	17/10/2014 11:01	28.02	73.8	4.82	8.5	SR12	17/10/2014 17:01	28.07	70.3	4.59	4.5	SR12	17/10/2014 23:01	28.06	68.7	4.49	5.0
SR12	17/10/2014 5:06	28.07	67.7	4.42	3.0	SR12	17/10/2014 11:06	28.03	73.4	4.80	6.6	SR12	17/10/2014 17:06	28.08	69.4	4.53	4.7	SR12	17/10/2014 23:06	28.05	69.1	4.51	4.3
SR12	17/10/2014 5:11	28.04	68.9	4.50	2.5	SR12	17/10/2014 11:11	28.04	74.3	4.86	4.5	SR12	17/10/2014 17:11	28.08	69.6	4.55	4.0	SR12	17/10/2014 23:11	28.05	68.9	4.50	4.6
SR12	17/10/2014 5:16	28.04	69.0	4.51	2.3	SR12	17/10/2014 11:16	28.04	74.0	4.83	4.2	SR12	17/10/2014 17:16	28.08	69.3	4.52	4.7	SR12	17/10/2014 23:16	28.05	69.1	4.51	5.0
SR12	17/10/2014 5:21	28.03	68.4	4.47	2.3	SR12	17/10/2014 11:21	28.05	74.2	4.84	5.6	SR12	17/10/2014 17:21	28.09	69.6	4.54	4.2	SR12	17/10/2014 23:21	28.04	69.0	4.50	4.3
SR12	17/10/2014 5:26	28.04	68.4	4.47	2.3	SR12	17/10/2014 11:26	28.05	74.0	4.83	5.2	SR12	17/10/2014 17:26	28.07	70.0	4.57	4.0	SR12	17/10/2014 23:26	28.04	69.4	4.53	4.4
SR12	17/10/2014 5:31	28.04	68.4	4.47	2.4	SR12	17/10/2014 11:31	28.05	73.7	4.81	6.7	SR12	17/10/2014 17:31	28.07	69.1	4.51	4.1	SR12	17/10/2014 23:31	28.04	68.8	4.49	3.5
SR12	17/10/2014 5:36	28.03	68.0	4.45	2.5	SR12	17/10/2014 11:36	28.05	73.8	4.82	4.1	SR12	17/10/2014 17:36	28.06	69.3	4.52	4.0	SR12	17/10/2014 23:36	28.04	69.1	4.51	4.5
SR12	17/10/2014 5:41	28.00	69.2	4.52	2.4	SR12	17/10/2014 11:41	28.06	74.2	4.85	4.9	SR12	17/10/2014 17:41	28.07	68.7	4.49	3.6	SR12	17/10/2014 23:41	28.04	69.1	4.51	4.2
SR12	17/10/2014 5:46	28.00	70.0	4.58	2.4	SR12	17/10/2014 11:46	28.06	74.3	4.85	4.2	SR12	17/10/2014 17:46	28.09	68.3	4.46	4.4	SR12	17/10/2014 23:46	28.04	69.3	4.53	3.7
SR12	17/10/2014 5:51	28.00	69.6	4.55	2.4	SR12	17/10/2014 11:51	28.06	73.1	4.77	7.4	SR12	17/10/2014 17:51	28.09	68.2	4.45	5.3	SR12	17/10/2014 23:51	28.04	68.4	4.46	3.7
SR12	17/10/2014 5:56	28.00	69.1	4.52	2.3	SR12	17/10/2014 11:56	28.06	73.2	4.78	4.8	SR12	17/10/2014 17:56	28.09	67.5	4.40	5.0	SR12	17/10/2014 23:56	28.04	69.9	4.56	4.3

Station	Timestamp	Temp (° C)	DO (%)	DO (mg/L)	Tur (NTU)	Station	Timestamp	Temp (° C)	DO (%)	DO (mg/L)	Tur (NTU)	Station	Timestamp	Temp (° C)	DO (%)	DO (mg/L)	Tur (NTU)	Station	Timestamp	Temp (°C)	DO (%)	DO (mg/L)	Tur (NTU)
SR13	17/10/2014 0:00	28.13	67.5	**4.43**	2.5	SR13	17/10/2014 6:00	28.06	66.6	**4.38**	2.7	SR13	17/10/2014 12:00	28.06	69.1	**4.55**	1.3	SR13	17/10/2014 18:00	28.03	67.9	**4.48**	1.9
SR13	17/10/2014 0:05	28.13	67.2	**4.42**	1.7	SR13	17/10/2014 6:05	28.06	66.4	**4.37**	2.2	SR13	17/10/2014 12:05	28.07	69.9	**4.60**	1.3	SR13	17/10/2014 18:05	28.02	68.3	**4.50**	1.9
SR13	17/10/2014 0:10	28.13	67.6	**4.44**	2.6	SR13	17/10/2014 6:10	28.06	66.7	**4.39**	2.4	SR13	17/10/2014 12:10	28.07	70.1	**4.62**	1.3	SR13	17/10/2014 18:10	28.03	68.6	**4.52**	2.2
SR13	17/10/2014 0:15	28.10	68.2	**4.49**	2.5	SR13	17/10/2014 6:15	28.06	66.7	**4.39**	2.2	SR13	17/10/2014 12:15	28.07	70.3	**4.63**	1.2	SR13	17/10/2014 18:15	28.03	68.0	**4.48**	2.1
SR13	17/10/2014 0:20	28.10	67.9	**4.46**	3.1	SR13	17/10/2014 6:20	28.05	66.5	**4.37**	3.1	SR13	17/10/2014 12:20	28.07	69.9	**4.61**	1.2	SR13	17/10/2014 18:20	28.02	66.9	**4.41**	1.7
SR13	17/10/2014 0:25	28.11	69.0	**4.53**	2.5	SR13	17/10/2014 6:25	28.05	66.4	**4.37**	3.0	SR13	17/10/2014 12:25	28.07	69.7	**4.59**	1.2	SR13	17/10/2014 18:25	28.03	67.3	**4.44**	2.2
SR13	17/10/2014 0:30	28.12	68.4	**4.49**	3.0	SR13	17/10/2014 6:30	28.05	65.9	**4.33**	2.2	SR13	17/10/2014 12:30	28.09	70.4	**4.63**	1.3	SR13	17/10/2014 18:30	28.03	67.1	**4.42**	2.2
SR13	17/10/2014 0:35	28.12	68.3	**4.49**	3.4	SR13	17/10/2014 6:35	28.05	65.2	**4.29**	2.0	SR13	17/10/2014 12:35	28.07	69.7	**4.59**	1.9	SR13	17/10/2014 18:35	28.05	67.9	**4.47**	3.1
SR13	17/10/2014 0:40	28.12	67.3	**4.42**	2.2	SR13	17/10/2014 6:40	28.04	65.9	**4.34**	2.1	SR13	17/10/2014 12:40	28.07	69.8	**4.60**	1.6	SR13	17/10/2014 18:40	28.05	67.7	**4.46**	2.5
SR13	17/10/2014 0:45	28.12	67.2	**4.41**	1.9	SR13	17/10/2014 6:45	28.04	66.1	**4.35**	2.9	SR13	17/10/2014 12:45	28.05	67.9	**4.47**	2.3	SR13	17/10/2014 18:45	28.05	67.1	**4.42**	2.3
SR13	17/10/2014 0:50	28.12	67.0	**4.40**	2.4	SR13	17/10/2014 6:50	28.04	66.5	**4.38**	2.9	SR13	17/10/2014 12:50	28.08	69.5	**4.58**	1.3	SR13	17/10/2014 18:50	28.05	67.6	**4.45**	2.4
SR13	17/10/2014 0:55	28.12	67.4	**4.43**	3.1	SR13	17/10/2014 6:55	28.04	67.3	**4.43**	3.4	SR13	17/10/2014 12:55	28.07	69.0	**4.55**	1.0	SR13	17/10/2014 18:55	28.05	68.1	**4.48**	2.2
SR13	17/10/2014 1:00	28.12	67.4	**4.43**	2.7	SR13	17/10/2014 7:00	28.01	66.1	**4.35**	2.7	SR13	17/10/2014 13:00	28.09	70.7	**4.66**	1.4	SR13	17/10/2014 19:00	28.04	67.2	**4.43**	1.8
SR13	17/10/2014 1:05	28.12	67.5	**4.44**	2.6	SR13	17/10/2014 7:05	28.03	67.6	**4.45**	3.7	SR13	17/10/2014 13:05	28.10	70.1	**4.62**	1.3	SR13	17/10/2014 19:05	28.04	66.6	**4.39**	1.9
SR13	17/10/2014 1:10	28.12	67.3	**4.42**	2.3	SR13	17/10/2014 7:10	28.04	67.6	**4.45**	3.5	SR13	17/10/2014 13:10	28.09	69.7	**4.59**	1.6	SR13	17/10/2014 19:10	28.05	67.7	**4.46**	2.9
SR13	17/10/2014 1:15	28.12	66.5	**4.37**	1.9	SR13	17/10/2014 7:15	28.03	67.8	**4.46**	4.3	SR13	17/10/2014 13:15	28.06	67.2	**4.43**	1.2	SR13	17/10/2014 19:15	28.02	66.6	**4.39**	2.6
SR13	17/10/2014 1:20	28.11	67.5	**4.44**	2.8	SR13	17/10/2014 7:20	28.03	67.9	**4.47**	3.6	SR13	17/10/2014 13:20	28.09	69.0	**4.55**	0.9	SR13	17/10/2014 19:20	28.03	67.2	**4.43**	8.9
SR13	17/10/2014 1:25	28.12	67.9	**4.46**	2.9	SR13	17/10/2014 7:25	28.04	67.5	**4.45**	4.0	SR13	17/10/2014 13:25	28.10	69.7	**4.59**	1.0	SR13	17/10/2014 19:25	28.03	68.5	**4.51**	7.2
SR13	17/10/2014 1:30	28.12	67.7	**4.45**	2.5	SR13	17/10/2014 7:30	28.03	68.1	**4.48**	5.2	SR13	17/10/2014 13:30	28.09	69.4	**4.57**	1.5	SR13	17/10/2014 19:30	28.03	68.1	**4.49**	7.4
SR13	17/10/2014 1:35	28.12	67.1	**4.41**	3.1	SR13	17/10/2014 7:35	28.03	67.9	**4.47**	4.3	SR13	17/10/2014 13:35	28.08	68.5	**4.52**	1.0	SR13	17/10/2014 19:35	28.04	68.4	**4.50**	4.6
SR13	17/10/2014 1:40	28.11	66.7	**4.38**	2.4	SR13	17/10/2014 7:40	28.03	67.6	**4.45**	4.1	SR13	17/10/2014 13:40	28.08	68.7	**4.53**	1.1	SR13	17/10/2014 19:40	28.04	68.4	**4.50**	4.8
SR13	17/10/2014 1:45	28.12	67.7	**4.45**	3.0	SR13	17/10/2014 7:45	28.03	67.5	**4.44**	3.2	SR13	17/10/2014 13:45	28.09	69.7	**4.59**	1.0	SR13	17/10/2014 19:45	28.04	67.7	**4.46**	4.8
SR13	17/10/2014 1:50	28.11	67.5	**4.44**	3.3	SR13	17/10/2014 7:50	28.02	67.8	**4.47**	2.9	SR13	17/10/2014 13:50	28.08	69.2	**4.56**	1.0	SR13	17/10/2014 19:50	28.04	67.8	**4.46**	4.8
SR13	17/10/2014 1:55	28.11	67.5	**4.44**	3.2	SR13	17/10/2014 7:55	28.03	68.4	**4.50**	3.2	SR13	17/10/2014 13:55	28.10	69.8	**4.59**	1.1	SR13	17/10/2014 19:55	28.04	67.6	**4.45**	4.6
SR13	17/10/2014 2:00	28.11	67.1	**4.41**	2.4	SR13	17/10/2014 8:00	28.03	68.5	**4.51**	3.6	SR13	17/10/2014 14:00	28.10	70.0	**4.61**	1.1	SR13	17/10/2014 20:00	28.03	67.9	**4.47**	4.0
SR13	17/10/2014 2:05	28.11	66.9	**4.40**	2.0	SR13	17/10/2014 8:05	28.03	68.3	**4.50**	3.8	SR13	17/10/2014 14:05	28.09	69.3	**4.57**	0.5	SR13	17/10/2014 20:05	28.04	67.6	**4.45**	3.5
SR13	17/10/2014 2:10	28.10	65.4	**4.30**	1.9	SR13	17/10/2014 8:10	28.03	68.1	**4.48**	3.3	SR13	17/10/2014 14:10	28.08	66.8	**4.41**	0.4	SR13	17/10/2014 20:10	28.04	67.6	**4.45**	3.3
SR13	17/10/2014 2:15	28.11	67.1	**4.41**	2.3	SR13	17/10/2014 8:15	28.03	68.0	**4.48**	2.8	SR13	17/10/2014 14:15	28.11	68.3	**4.50**	0.8	SR13	17/10/2014 20:15	28.04	67.1	**4.42**	3.6
SR13	17/10/2014 2:20	28.11	67.5	**4.44**	2.6	SR13	17/10/2014 8:20	28.03	68.1	**4.49**	3.4	SR13	17/10/2014 14:20	28.10	67.4	**4.44**	1.2	SR13	17/10/2014 20:20	28.03	67.6	**4.45**	3.0
SR13	17/10/2014 2:25	28.10	67.2	**4.42**	2.3	SR13	17/10/2014 8:25	28.03	68.1	**4.48**	3.3	SR13	17/10/2014 14:25	28.10	68.4	**4.51**	1.1	SR13	17/10/2014 20:25	28.03	69.0	**4.54**	4.2
SR13	17/10/2014 2:30	28.10	66.1	**4.34**	1.7	SR13	17/10/2014 8:30	28.03	68.0	**4.48**	3.8	SR13	17/10/2014 14:30	28.09	68.6	**4.52**	1.1	SR13	17/10/2014 20:30	28.04	69.3	**4.56**	4.9
SR13	17/10/2014 2:35	28.10	65.5	**4.31**	1.3	SR13	17/10/2014 8:35	28.03	67.8	**4.46**	3.8	SR13	17/10/2014 14:35	28.07	67.6	**4.45**	1.2	SR13	17/10/2014 20:35	28.04	69.1	**4.55**	4.8
SR13	17/10/2014 2:40	28.10	66.6	**4.38**	1.8	SR13	17/10/2014 8:40	28.03	68.1	**4.48**	4.5	SR13	17/10/2014 14:40	28.09	69.1	**4.55**	1.5	SR13	17/10/2014 20:40	28.04	69.0	**4.55**	4.7
SR13	17/10/2014 2:45	28.10	66.4	**4.36**	1.8	SR13	17/10/2014 8:45	28.03	68.0	**4.48**	3.7	SR13	17/10/2014 14:45	28.10	69.7	**4.59**	1.6	SR13	17/10/2014 20:45	28.04	68.3	**4.49**	3.7
SR13	17/10/2014 2:50	28.09	67.0	**4.40**	2.3	SR13	17/10/2014 8:50	28.03	68.1	**4.48**	4.2	SR13	17/10/2014 14:50	28.09	69.6	**4.58**	1.7	SR13	17/10/2014 20:50	28.03	68.4	**4.50**	4.9
SR13	17/10/2014 2:55	28.07	68.6	**4.52**	3.4	SR13	17/10/2014 8:55	28.03	67.2	**4.42**	3.8	SR13	17/10/2014 14:55	28.09	69.3	**4.57**	1.7	SR13	17/10/2014 20:55	28.03	68.3	**4.50**	3.7
SR13	17/10/2014 3:00	28.08	68.2	**4.49**	3.3	SR13	17/10/2014 9:00	28.03	67.3	**4.43**	3.5	SR13	17/10/2014 15:00	28.09	69.4	**4.57**	1.7	SR13	17/10/2014 21:00	28.04	68.0	**4.48**	3.2
SR13	17/10/2014 3:05	28.06	68.4	**4.50**	3.3	SR13	17/10/2014 9:05	28.02	68.3	**4.50**	4.3	SR13	17/10/2014 15:05	28.09	69.1	**4.55**	1.6	SR13	17/10/2014 21:05	28.04	67.9	**4.47**	3.0
SR13	17/10/2014 3:10	28.07	68.0	**4.47**	2.5	SR13	17/10/2014 9:10	28.02	68.0	**4.48**	4.2	SR13	17/10/2014 15:10	28.09	69.5	**4.58**	2.4	SR13	17/10/2014 21:10	28.04	68.5	**4.51**	3.3
SR13	17/10/2014 3:15	28.08	67.9	**4.47**	3.1	SR13	17/10/2014 9:15	28.01	66.4	**4.38**	4.2	SR13	17/10/2014 15:15	28.09	70.0	**4.61**	1.9	SR13	17/10/2014 21:15	28.02	67.6	**4.45**	2.7
SR13	17/10/2014 3:20	28.07	67.4	**4.43**	2.4	SR13	17/10/2014 9:20	28.02	67.5	**4.44**	3.4	SR13	17/10/2014 15:20	28.09	69.6	**4.58**	1.9	SR13	17/10/2014 21:20	28.03	67.9	**4.47**	2.8
SR13	17/10/2014 3:25	28.08	67.8	**4.46**	3.9	SR13	17/10/2014 9:25	28.01	66.4	**4.37**	4.0	SR13	17/10/2014 15:25	28.09	69.9	**4.60**	1.8	SR13	17/10/2014 21:25	28.03	67.8	**4.46**	2.7
SR13	17/10/2014 3:30	28.08	68.0	**4.47**	3.8	SR13	17/10/2014 9:30	28.02	66.8	**4.40**	3.0	SR13	17/10/2014 15:30	28.09	69.8	**4.60**	1.7	SR13	17/10/2014 21:30	28.03	67.6	**4.45**	2.4
SR13	17/10/2014 3:35	28.07	68.3	**4.49**	4.4	SR13	17/10/2014 9:35	28.03	67.7	**4.46**	3.7	SR13	17/10/2014 15:35	28.10	70.0	**4.61**	1.9	SR13	17/10/2014 21:35	28.03	68.3	**4.50**	2.8
SR13	17/10/2014 3:40	28.07	68.1	**4.48**	3.6	SR13	17/10/2014 9:40	28.03	67.7	**4.46**	3.4	SR13	17/10/2014 15:40	28.10	69.7	**4.59**	1.5	SR13	17/10/2014 21:40	28.03	66.8	**4.40**	2.1
SR13	17/10/2014 3:45	28.07	67.5	**4.44**	2.7	SR13	17/10/2014 9:45	28.02	67.1	**4.42**	4.2	SR13	17/10/2014 15:45	28.10	70.0	**4.61**	1.8	SR13	17/10/2014 21:45	28.04	67.0	**4.41**	2.2
SR13	17/10/2014 3:50	28.07	67.3	**4.43**	2.6	SR13	17/10/2014 9:50	28.03	67.1	**4.42**	2.7	SR13	17/10/2014 15:50	28.09	69.1	**4.55**	1.5	SR13	17/10/2014 21:50	28.04	67.4	**4.44**	2.1
SR13	17/10/2014 3:55	28.07	67.5	**4.44**	2.7	SR13	17/10/2014 9:55	28.01	67.9	**4.47**	**17.2**	SR13	17/10/2014 15:55	28.07	69.4	**4.57**	1.6	SR13	17/10/2014 21:55	28.04	68.3	**4.50**	2.8
SR13	17/10/2014 4:00	28.07	67.4	**4.44**	3.0	SR13	17/10/2014 10:00	28.01	68.5	**4.51**	9.2	SR13	17/10/2014 16:00	28.07	69.1	**4.55**	1.8	SR13	17/10/2014 22:00	28.03	68.6	**4.52**	2.7
SR13	17/10/2014 4:05	28.07	67.3	**4.43**	2.2	SR13	17/10/2014 10:05	28.01	67.1	**4.42**	7.5	SR13	17/10/2014 16:05	28.03	68.6	**4.52**	1.8	SR13	17/10/2014 22:05	28.03	68.6	**4.52**	2.3
SR13	17/10/2014 4:10	28.06	66.4	**4.37**	1.8	SR13	17/10/2014 10:10	28.02	68.0	**4.48**	7.1	SR13	17/10/2014 16:10	28.06	68.9	**4.54**	1.4	SR13	17/10/2014 22:10	28.03	68.3	**4.50**	2.7
SR13	17/10/2014 4:15	28.07	66.4	**4.37**	1.8	SR13	17/10/2014 10:15	28.02	68.2	**4.49**	6.8	SR13	17/10/2014 16:15	28.05	69.2	**4.56**	4.1	SR13	17/10/2014 22:15	28.04	68.4	**4.50**	3.0
SR13	17/10/2014 4:20	28.07	66.5	**4.37**	1.8	SR13	17/10/2014 10:20	28.02	66.9	**4.40**	6.2	SR13	17/10/2014 16:20	28.05	68.9	**4.54**	3.9	SR13	17/10/2014 22:20	28.04	67.7	**4.46**	2.1
SR13	17/10/2014 4:25	28.06	66.6	**4.38**	2.6	SR13	17/10/2014 10:25	28.01	66.1	**4.36**	5.7	SR13	17/10/2014 16:25	28.06	68.6	**4.52**	3.5	SR13	17/10/2014 22:25	28.04	67.6	**4.45**	2.2
SR13	17/10/2014 4:30	28.06	66.8	**4.39**	2.0	SR13	17/10/2014 10:30	28.01	65.3	**4.30**	5.0	SR13	17/10/2014 16:30	28.06	67.8	**4.46**	3.2	SR13	17/10/2014 22:30	28.04	67.6	**4.45**	2.2
SR13	17/10/2014 4:35	28.07	66.6	**4.38**	2.6	SR13	17/10/2014 10:35	28.01	66.7	**4.39**	6.2	SR13	17/10/2014 16:35	28.06	68.4	**4.51**	3.7	SR13	17/10/2014 22:35	28.03	68.1	**4.48**	1.7
SR13	17/10/2014 4:40	28.06	65.9	**4.33**	1.8	SR13	17/10/2014 10:40	28.01	67.4	**4.44**	6.4	SR13	17/10/2014 16:40	28.05	67.8	**4.46**	3.0	SR13	17/10/2014 22:40	28.03	68.0	**4.48**	1.6
SR13	17/10/2014 4:45	28.07	66.0	**4.34**	2.3	SR13	17/10/2014 10:45	28.01	67.4	**4.44**	5.8	SR13	17/10/2014 16:45	28.06	67.0	**4.41**	2.4	SR13	17/10/2014 22:45	28.03	67.9	**4.47**	1.4
SR13	17/10/2014 4:50	28.07	65.6	**4.32**	1.4	SR13	17/10/2014 10:50	28.01	67.3	**4.43**	6.0	SR13	17/10/2014 16:50	28.06	67.4	**4.44**	2.8	SR13	17/10/2014 22:50	28.03	68.0	**4.47**	2.0
SR13	17/10/2014 4:55	28.07	66.3	**4.36**	2.0	SR13	17/10/2014 10:55	28.01	66.7	**4.39**	5.3	SR13	17/10/2014 16:55	28.06	68.1	**4.49**	3.6	SR13	17/10/2014 22:55	28.03	68.4	**4.51**	3.0
SR13	17/10/2014 5:00	28.06	65.9	**4.34**	1.7	SR13	17/10/2014 11:00	28.01	64.5	**4.25**	5.0	SR13	17/10/2014 17:00	28.06	68.3	**4.50**	3.5	SR13	17/10/2014 23:00	28.03	68.3	**4.50**	1.8
SR13	17/10/2014 5:05	28.06	66.3	**4.36**	1.7	SR13	17/10/2014 11:05	28.04	67.8	**4.47**	3.3	SR13	17/10/2014 17:05	28.05	67.6	**4.45**	2.9	SR13	17/10/2014 23:05	28.04	68.9	**4.54**	2.3
SR13	17/10/2014 5:10	28.06	65.4	**4.30**	1.7	SR13	17/10/2014 11:10	28.02	67.8	**4.47**	3.6	SR13	17/10/2014 17:10	28.05	66.5	**4.38**	1.9	SR13	17/10/2014 23:10	28.03	69.0	**4.54**	2.3
SR13	17/10/2014 5:15	28.05	64.9	**4.27**	1.5	SR13	17/10/2014 11:15	28.03	67.2	**4.43**	3.2	SR13	17/10/2014 17:15	28.05	67.2	**4.43**	2.8	SR13	17/10/2014 23:15	28.03	69.3	**4.56**	3.3
SR13	17/10/2014 5:20	28.06	67.3	**4.43**	3.5	SR13	17/10/2014 11:20	28.02	67.2	**4.43**	2.5	SR13	17/10/2014 17:20	28.05	67.9	**4.47**	3.1	SR13	17/10/2014 23:20	28.04	68.8	**4.53**	2.8
SR13	17/10/2014 5:25	28.06	67.2	**4.42**	4.0	SR13	17/10/2014 11:25	28.01	67.6	**4.46**	1.8	SR13	17/10/2014 17:25	28.05	67.6	**4.45**	2.8	SR13	17/10/2014 23:25	28.04	68.5	**4.51**	1.8
SR13	17/10/2014 5:30	28.06	66.8	**4.40**	3.5	SR13	17/10/2014 11:30	28.03	68.9	**4.54**	1.9	SR13	17/10/2014 17:30	28.04	67.4	**4.44**	2.2	SR13	17/10/2014 23:30	28.03	67.8	**4.46**	1.5
SR13	17/10/2014 5:35	28.03	64.9	**4.27**	3.6	SR13	17/10/2014 11:35	28.03	69.2	**4.56**	1.9	SR13	17/10/2014 17:35	28.04	67.4	**4.44**	4.2	SR13	17/10/2014 23:35	28.03	68.1	**4.49**	2.2
SR13	17/10/2014 5:40	28.05	67.2	**4.42**	3.1	SR13	17/10/2014 11:40	28.03	69.9	**4.61**	2.5	SR13	17/10/2014 17:40	28.04	67.7	**4.46**	1.6	SR13	17/10/2014 23:40	28.03	68.9	**4.54**	7.1
SR13	17/10/2014 5:45	28.06	67.1	**4.42**	3.1	SR13	17/10/2014 11:45	28.04	69.3	**4.57**	1.5	SR13	17/10/2014 17:45	28.03	67.8	**4.47**	2.0	SR13	17/10/2014 23:45	28.03	71.1	**4.68**	4.7
SR13	17/10/2014 5:50	28.06	67.1	**4.41**	2.8	SR13	17/10/2014 11:50	28.06	69.4	**4.57**	1.4	SR13	17/10/2014 17:50	28.03	68.2	**4.49**	1.9	SR13	17/10/2014 23:50	28.03	70.6	**4.65**	5.9
SR13	17/10/2014 5:55	28.06	66.5	**4.38**	2.9	SR13	17/10/2014 11:55	28.08	69.9	**4.60**	1.6	SR13	17/10/2014 17:55	28.03	67.8	**4.47**	2.1	SR13	17/10/2014 23:55	28.03	70.1	**4.62**	4.5

Station	Timestamp	NH_3 (mg/L)				Station	Timestamp	NH_3 (mg/L)			
SR4	17/10/2014 0:17	0.07				SR12	17/10/2014 0:17	0.09			
SR4	17/10/2014 0:37	0.05				SR12	17/10/2014 0:37	0.08			
SR4	17/10/2014 0:57	0.05				SR12	17/10/2014 0:57	0.08			
SR4	17/10/2014 1:17	0.06				SR12	17/10/2014 1:17	0.06			
SR4	17/10/2014 1:37	0.07				SR12	17/10/2014 1:37	0.06			
SR4	17/10/2014 1:57	0.07				SR12	17/10/2014 1:57	0.06			
SR4	17/10/2014 2:17	0.08				SR12	17/10/2014 2:17	0.07			
SR4	17/10/2014 2:37	0.08				SR12	17/10/2014 2:37	0.08			
SR4	17/10/2014 2:57	0.08				SR12	17/10/2014 2:57	0.09			
SR4	17/10/2014 3:17	0.06				SR12	17/10/2014 3:17	0.06			
SR4	17/10/2014 3:37	0.06				SR12	17/10/2014 3:37	0.08			
SR4	17/10/2014 3:57	0.06				SR12	17/10/2014 3:57	0.07			
SR4	17/10/2014 4:17	0.07				SR12	17/10/2014 4:17	0.05			
SR4	17/10/2014 4:37	0.08				SR12	17/10/2014 4:37	0.05			
SR4	17/10/2014 4:57	0.09				SR12	17/10/2014 4:57	0.07			
SR4	17/10/2014 5:17	0.06				SR12	17/10/2014 5:17	0.06			
SR4	17/10/2014 5:37	0.08				SR12	17/10/2014 5:37	0.05			
SR4	17/10/2014 5:57	0.07				SR12	17/10/2014 5:57	0.06			
SR4						SR12					
SR4	17/10/2014 6:37	0.07				SR12	17/10/2014 6:37	0.06			
SR4	17/10/2014 6:57	0.06				SR12	17/10/2014 6:57	0.06			
SR4	17/10/2014 7:17	0.07				SR12	17/10/2014 7:17	0.07			
SR4	17/10/2014 7:37	0.06				SR12	17/10/2014 7:37	0.07			
SR4	17/10/2014 7:57	0.05				SR12	17/10/2014 7:57	0.06			
SR4	17/10/2014 8:17	0.06				SR12	17/10/2014 8:17	0.07			
SR4	17/10/2014 8:37	0.08				SR12	17/10/2014 8:37	0.07			
SR4	17/10/2014 8:57	0.08				SR12	17/10/2014 8:57	0.06			
SR4	17/10/2014 9:17	0.08				SR12	17/10/2014 9:17	0.06			
SR4	17/10/2014 9:37	0.06				SR12	17/10/2014 9:37	0.06			
SR4	17/10/2014 9:57	0.07				SR12	17/10/2014 9:57	0.06			
SR4	17/10/2014 10:17	0.07				SR12	17/10/2014 10:17	0.05			
SR4	17/10/2014 10:37	0.08				SR12	17/10/2014 10:37	0.06			
SR4	17/10/2014 10:57	0.07				SR12	17/10/2014 10:57	0.06			
SR4	17/10/2014 11:17	0.07				SR12	17/10/2014 11:17	0.06			
SR4						SR12	17/10/2014 11:37	0.07			
SR4						SR12	17/10/2014 11:57	0.07			
SR4						SR12	17/10/2014 12:17	0.06			
SR4						SR12	17/10/2014 12:37	0.06			
SR4	17/10/2014 12:57	0.08				SR12	17/10/2014 12:57	0.06			
SR4	17/10/2014 13:17	0.08				SR12					
SR4	17/10/2014 13:37	0.07				SR12					
SR4	17/10/2014 13:57	0.05				SR12					
SR4	17/10/2014 14:17	0.06				SR12	17/10/2014 14:17	0.08			
SR4	17/10/2014 14:37	0.05				SR12	17/10/2014 14:37	0.06			
SR4	17/10/2014 14:57	0.05				SR12	17/10/2014 14:57	0.06			
SR4	17/10/2014 15:17	0.09				SR12	17/10/2014 15:17	0.06			
SR4	17/10/2014 15:37	0.06				SR12	17/10/2014 15:37	0.07			
SR4	17/10/2014 15:57	0.07				SR12	17/10/2014 15:57	0.06			
SR4	17/10/2014 16:17	0.07				SR12	17/10/2014 16:17	0.06			
SR4	17/10/2014 16:37	0.07				SR12	17/10/2014 16:37	0.06			
SR4	17/10/2014 16:57	0.05				SR12	17/10/2014 16:57	0.07			
SR4	17/10/2014 17:17	0.09				SR12	17/10/2014 17:17	0.06			
SR4	17/10/2014 17:37	0.07				SR12	17/10/2014 17:37	0.06			
SR4	17/10/2014 17:57	0.08				SR12	17/10/2014 17:57	0.07			
SR4	17/10/2014 18:17	0.08				SR12	17/10/2014 18:17	0.06			
SR4	17/10/2014 18:37	0.07				SR12	17/10/2014 18:37	0.06			
SR4	17/10/2014 18:57	0.06				SR12	17/10/2014 18:57	0.07			
SR4	17/10/2014 19:17	0.06				SR12	17/10/2014 19:17	0.06			
SR4	17/10/2014 19:37	0.06				SR12	17/10/2014 19:37	0.08			
SR4	17/10/2014 19:57	0.08				SR12	17/10/2014 19:57	0.08			
SR4	17/10/2014 20:17	0.08				SR12	17/10/2014 20:17	0.07			
SR4	17/10/2014 20:37	0.08				SR12	17/10/2014 20:37	0.06			
SR4	17/10/2014 20:57	0.07				SR12	17/10/2014 20:57	0.06			
SR4	17/10/2014 21:17	0.08				SR12	17/10/2014 21:17	0.07			
SR4	17/10/2014 21:37	0.07				SR12	17/10/2014 21:37	0.07			
SR4	17/10/2014 21:57	0.07				SR12	17/10/2014 21:57	0.07			
SR4	17/10/2014 22:17	0.07				SR12	17/10/2014 22:17	0.06			
SR4	17/10/2014 22:37	0.07				SR12	17/10/2014 22:37	0.06			
SR4	17/10/2014 22:57	0.07				SR12	17/10/2014 22:57	0.07			
SR4	17/10/2014 23:17	0.07				SR12	17/10/2014 23:17	0.07			
SR4	17/10/2014 23:37	0.07				SR12	17/10/2014 23:37	0.07			
SR4	17/10/2014 23:57	0.08				SR12	17/10/2014 23:57	0.06			

Remark: Fonts with underline: Action Level Exceedance
Fonts with bold and underline: Limit Level Exceedance
Automatic Instrument calibration of NH3-N monitor was carried out during 5:57-6:37 at SR4 and SR12.
SR4 monitoring station was under maintenance during 11:16-12:31.
SR12 monitoring station was under maintenance during 12:56-13:51.

Station	Timestamp	Temp (° C)	DO (%)	DO (mg/L)	Tur (NTU)	Station	Timestamp	Temp (° C)	DO (%)	DO (mg/L)	Tur (NTU)	Station	Timestamp	Temp (° C)	DO (%)	DO (mg/L)	Tur (NTU)	Station	Timestamp	Temp (°C)	DO (%)	DO (mg/L)	Tur (NTU)
SR4	18/10/2014 0:01	28.07	71.5	4.69	1.1	SR4	18/10/2014 6:01	27.96	70.9	4.66	0.2	SR4	18/10/2014 12:01	27.98	74.5	4.89	**10.4**	SR4	18/10/2014 18:01	28.09	75.8	4.97	1.8
SR4	18/10/2014 0:06	28.07	70.6	4.63	1.6	SR4	18/10/2014 6:06	27.98	70.8	4.65	0.3	SR4	18/10/2014 12:06	27.98	73.6	4.83	**10.7**	SR4	18/10/2014 18:06	28.09	75.9	4.97	1.8
SR4	18/10/2014 0:11	28.09	73.1	4.80	1.6	SR4	18/10/2014 6:11	27.99	71.4	4.69	0.5	SR4	18/10/2014 12:11	27.97	73.9	4.85	8.5	SR4	18/10/2014 18:11	28.09	75.2	4.93	1.4
SR4	18/10/2014 0:16	28.09	72.5	4.75	2.7	SR4	18/10/2014 6:16	27.98	70.9	4.66	1.1	SR4	18/10/2014 12:16	27.98	73.7	4.84	8.4	SR4	18/10/2014 18:16	28.08	75.0	4.91	1.4
SR4	18/10/2014 0:21	28.09	71.4	4.68	1.4	SR4	18/10/2014 6:21	28.00	71.8	4.71	0.8	SR4	18/10/2014 12:21	28.16	75.0	4.91	4.9	SR4	18/10/2014 18:21	28.08	75.3	4.94	1.9
SR4	18/10/2014 0:26	28.08	69.3	4.54	0.9	SR4	18/10/2014 6:26	28.00	72.3	4.74	0.4	SR4	18/10/2014 12:26	28.12	75.3	4.93	4.7	SR4	18/10/2014 18:26	28.08	74.5	4.88	1.3
SR4	18/10/2014 0:31	28.07	69.2	4.54	0.8	SR4	18/10/2014 6:31	27.99	72.3	4.75	0.6	SR4	18/10/2014 12:31	28.06	75.2	4.93	6.5	SR4	18/10/2014 18:31	28.07	74.3	4.87	1.3
SR4	18/10/2014 0:36	27.99	68.3	4.48	0.7	SR4	18/10/2014 6:36	27.99	72.7	4.77	0.9	SR4	18/10/2014 12:36	28.08	74.1	4.86	6.0	SR4	18/10/2014 18:36	28.07	73.5	4.82	1.1
SR4	18/10/2014 0:41	28.03	68.4	4.49	0.8	SR4	18/10/2014 6:41	27.99	72.4	4.76	1.2	SR4	18/10/2014 12:41	28.17	73.5	4.81	5.2	SR4	18/10/2014 18:41	28.07	75.2	4.93	1.3
SR4	18/10/2014 0:46	28.04	68.1	4.47	0.4	SR4	18/10/2014 6:46	27.99	73.0	4.79	0.8	SR4	18/10/2014 12:46	28.19	76.2	4.99	2.4	SR4	18/10/2014 18:46	28.07	76.3	5.00	1.3
SR4	18/10/2014 0:51	28.05	68.8	4.52	1.1	SR4	18/10/2014 6:51	27.99	73.0	4.79	0.9	SR4	18/10/2014 12:51	28.12	76.5	5.01	3.5	SR4	18/10/2014 18:51	28.05	74.7	4.90	1.4
SR4	18/10/2014 0:56	28.03	70.0	4.60	0.9	SR4	18/10/2014 6:56	27.99	72.6	4.77	1.2	SR4	18/10/2014 12:56	28.07	76.0	4.99	4.4	SR4	18/10/2014 18:56	28.06	74.2	4.86	1.3
SR4	18/10/2014 1:01	28.02	70.5	4.63	0.9	SR4	18/10/2014 7:01	27.99	72.4	4.76	2.4	SR4	18/10/2014 13:01	28.08	76.4	5.01	4.0	SR4	18/10/2014 19:01	28.06	73.5	4.82	1.2
SR4	18/10/2014 1:06	28.02	71.5	4.69	1.5	SR4	18/10/2014 7:06	27.98	72.8	4.78	0.6	SR4	18/10/2014 13:06	27.99	76.3	5.01	5.8	SR4	18/10/2014 19:06	28.06	73.5	4.82	1.4
SR4	18/10/2014 1:11	28.06	71.7	4.70	1.7	SR4	18/10/2014 7:11	27.98	72.3	4.75	1.5	SR4	18/10/2014 13:11	28.06	75.8	4.97	4.2	SR4	18/10/2014 19:11	28.06	74.0	4.85	2.7
SR4	18/10/2014 1:16	28.05	70.7	4.64	0.5	SR4	18/10/2014 7:16	27.97	71.9	4.72	1.6	SR4	18/10/2014 13:16	28.09	76.3	5.00	2.7	SR4	18/10/2014 19:16	28.05	74.6	4.89	2.3
SR4	18/10/2014 1:21	28.04	69.7	4.58	0.2	SR4	18/10/2014 7:21	27.96	72.2	4.75	0.8	SR4	18/10/2014 13:21	28.12	77.4	5.07	3.2	SR4	18/10/2014 19:21	28.04	74.5	4.89	2.1
SR4	18/10/2014 1:26	28.05	68.8	4.52	0.7	SR4	18/10/2014 7:26	27.96	71.9	4.73	1.0	SR4	18/10/2014 13:26	28.09	76.7	5.03	3.3	SR4	18/10/2014 19:26	28.05	73.6	4.83	1.4
SR4	18/10/2014 1:31	28.05	69.7	4.57	0.3	SR4	18/10/2014 7:31	27.96	72.1	4.74	1.0	SR4	18/10/2014 13:31	27.99	77.7	5.10	5.4	SR4	18/10/2014 19:31	28.05	73.5	4.82	1.4
SR4	18/10/2014 1:36	28.05	69.6	4.57	1.0	SR4	18/10/2014 7:36	27.96	72.3	4.75	0.9	SR4	18/10/2014 13:36	27.99	77.0	5.05	3.8	SR4	18/10/2014 19:36	28.06	73.1	4.79	1.7
SR4	18/10/2014 1:41	28.06	70.6	4.63	1.3	SR4	18/10/2014 7:41	27.96	72.2	4.74	1.1	SR4	18/10/2014 13:41	27.97	77.1	5.06	4.0	SR4	18/10/2014 19:41	28.05	72.9	4.78	1.5
SR4	18/10/2014 1:46	28.05	70.7	4.64	0.6	SR4	18/10/2014 7:46	27.97	72.2	4.74	1.1	SR4	18/10/2014 13:46	28.00	78.7	5.17	4.2	SR4	18/10/2014 19:46	28.04	72.5	4.76	1.6
SR4	18/10/2014 1:51	28.06	70.4	4.62	0.7	SR4	18/10/2014 7:51	27.97	72.2	4.74	1.7	SR4	18/10/2014 13:51	28.17	77.8	5.10	2.2	SR4	18/10/2014 19:51	28.04	73.5	4.82	2.3
SR4	18/10/2014 1:56	28.06	70.4	4.62	0.9	SR4	18/10/2014 7:56	27.98	74.4	4.89	1.4	SR4	18/10/2014 13:56	28.13	78.3	5.13	1.9	SR4	18/10/2014 19:56	28.03	74.0	4.85	2.2
SR4	18/10/2014 2:01	28.06	70.7	4.64	0.8	SR4	18/10/2014 8:01	27.98	75.6	4.96	3.0	SR4	18/10/2014 14:01	28.01	77.5	5.08	4.6	SR4	18/10/2014 20:01	28.03	74.9	4.91	2.1
SR4	18/10/2014 2:06	28.07	70.6	4.63	0.7	SR4	18/10/2014 8:06	27.98	75.6	4.96	1.4	SR4	18/10/2014 14:06	28.02	77.7	5.10	3.3	SR4	18/10/2014 20:06	28.03	74.0	4.86	2.3
SR4	18/10/2014 2:11	28.07	71.8	4.71	1.0	SR4	18/10/2014 8:11	27.99	75.6	4.96	1.1	SR4	18/10/2014 14:11	28.13	77.2	5.06	1.7	SR4	18/10/2014 20:11	28.04	73.2	4.80	1.7
SR4	18/10/2014 2:16	28.06	72.4	4.75	1.0	SR4	18/10/2014 8:16	27.98	75.3	4.95	1.5	SR4	18/10/2014 14:16	28.26	77.8	5.09	1.4	SR4	18/10/2014 20:16	28.04	73.4	4.81	2.3
SR4	18/10/2014 2:21	28.05	71.6	4.70	0.7	SR4	18/10/2014 8:21	27.98	75.4	4.95	2.4	SR4	18/10/2014 14:21	28.22	78.4	5.13	2.1	SR4	18/10/2014 20:21	28.03	74.7	4.90	1.8
SR4	18/10/2014 2:26	28.06	71.1	4.66	0.8	SR4	18/10/2014 8:26	27.98	75.6	4.96	1.3	SR4	18/10/2014 14:26	28.17	77.5	5.07	1.8	SR4	18/10/2014 20:26	28.04	74.6	4.89	1.8
SR4	18/10/2014 2:31	28.06	70.4	4.62	0.8	SR4	18/10/2014 8:31	27.99	74.9	4.92	2.4	SR4	18/10/2014 14:31	28.12	77.6	5.08	4.3	SR4	18/10/2014 20:31	28.04	74.2	4.87	1.8
SR4	18/10/2014 2:36	28.07	71.2	4.67	1.7	SR4	18/10/2014 8:36	27.99	74.7	4.91	4.5	SR4	18/10/2014 14:36	28.16	76.8	5.03	1.8	SR4	18/10/2014 20:36	28.04	74.6	4.89	2.5
SR4	18/10/2014 2:41	28.07	71.5	4.69	1.7	SR4	18/10/2014 8:41	27.98	75.3	4.94	2.3	SR4	18/10/2014 14:41	28.14	79.8	5.23	2.1	SR4	18/10/2014 20:41	28.04	75.0	4.92	1.9
SR4	18/10/2014 2:46	28.07	73.6	4.83	1.4	SR4	18/10/2014 8:46	27.99	73.8	4.85	3.0	SR4	18/10/2014 14:46	28.14	80.3	5.26	2.0	SR4	18/10/2014 20:46	28.04	75.7	4.97	1.9
SR4	18/10/2014 2:51	28.07	73.2	4.80	1.1	SR4	18/10/2014 8:51	27.99	73.9	4.85	1.5	SR4	18/10/2014 14:51	28.14	80.2	5.25	2.1	SR4	18/10/2014 20:51	28.04	75.8	4.97	2.1
SR4	18/10/2014 2:56	28.07	72.6	4.76	1.1	SR4	18/10/2014 8:56	27.99	74.5	4.89	2.3	SR4	18/10/2014 14:56	28.20	80.3	5.25	1.8	SR4	18/10/2014 20:56	28.04	76.1	4.99	2.3
SR4	18/10/2014 3:01	28.06	71.2	4.67	0.7	SR4	18/10/2014 9:01	28.00	75.1	4.93	2.2	SR4	18/10/2014 15:01	28.18	79.9	5.23	1.3	SR4	18/10/2014 21:01	28.03	77.0	5.05	2.2
SR4	18/10/2014 3:06	28.06	72.1	4.73	1.1	SR4	18/10/2014 9:06	28.00	75.0	4.92	1.7	SR4	18/10/2014 15:06	28.19	79.6	5.21	1.2	SR4	18/10/2014 21:06	28.03	77.3	5.07	2.3
SR4	18/10/2014 3:11	28.06	71.8	4.71	0.7	SR4	18/10/2014 9:11	28.01	74.9	4.92	1.6	SR4	18/10/2014 15:11	28.15	79.8	5.22	1.5	SR4	18/10/2014 21:11	28.03	77.2	5.06	1.6
SR4	18/10/2014 3:16	28.05	71.6	4.70	0.4	SR4	18/10/2014 9:16	28.01	75.1	4.93	1.4	SR4	18/10/2014 15:16	28.13	79.6	5.21	1.1	SR4	18/10/2014 21:16	28.03	77.7	5.10	1.7
SR4	18/10/2014 3:21	28.05	70.7	4.64	0.8	SR4	18/10/2014 9:21	28.01	74.8	4.91	1.7	SR4	18/10/2014 15:21	28.11	78.7	5.16	1.2	SR4	18/10/2014 21:21	28.03	77.2	5.06	1.5
SR4	18/10/2014 3:26	28.06	71.1	4.66	0.9	SR4	18/10/2014 9:26	28.02	75.3	4.94	1.6	SR4	18/10/2014 15:26	28.11	78.5	5.14	0.8	SR4	18/10/2014 21:26	28.03	76.0	4.99	1.6
SR4	18/10/2014 3:31	28.06	71.3	4.68	0.7	SR4	18/10/2014 9:31	28.02	75.0	4.92	1.7	SR4	18/10/2014 15:31	28.12	79.8	5.23	2.4	SR4	18/10/2014 21:31	28.03	75.0	4.92	1.6
SR4	18/10/2014 3:36	28.07	72.0	4.72	0.7	SR4	18/10/2014 9:36	28.02	74.6	4.89	1.8	SR4	18/10/2014 15:36	28.14	78.6	5.15	1.3	SR4	18/10/2014 21:36	28.02	75.3	4.94	1.2
SR4	18/10/2014 3:41	28.06	70.5	4.62	1.1	SR4	18/10/2014 9:41	28.03	75.3	4.94	2.2	SR4	18/10/2014 15:41	28.14	77.5	5.07	3.4	SR4	18/10/2014 21:41	28.02	75.8	4.97	1.2
SR4	18/10/2014 3:46	28.07	71.6	4.69	0.6	SR4	18/10/2014 9:46	28.06	76.3	5.01	1.0	SR4	18/10/2014 15:46	28.13	77.4	5.07	4.2	SR4	18/10/2014 21:46	28.02	75.7	4.97	1.3
SR4	18/10/2014 3:51	28.07	71.6	4.70	1.2	SR4	18/10/2014 9:51	28.04	75.0	4.92	2.2	SR4	18/10/2014 15:51	28.13	78.3	5.13	2.6	SR4	18/10/2014 21:51	28.02	75.8	4.98	1.9
SR4	18/10/2014 3:56	28.07	72.3	4.74	0.9	SR4	18/10/2014 9:56	28.03	74.5	4.89	3.3	SR4	18/10/2014 15:56	28.12	77.3	5.06	1.8	SR4	18/10/2014 21:56	28.02	76.5	5.02	2.0
SR4	18/10/2014 4:01	28.06	72.5	4.76	0.8	SR4	18/10/2014 10:01	28.03	74.7	4.90	4.2	SR4	18/10/2014 16:01	28.12	78.4	5.14	2.4	SR4	18/10/2014 22:01	28.02	76.3	5.01	1.4
SR4	18/10/2014 4:06	28.06	72.4	4.75	0.7	SR4	18/10/2014 10:06	28.02	74.5	4.89	3.5	SR4	18/10/2014 16:06	28.12	78.6	5.15	1.4	SR4	18/10/2014 22:06	28.02	75.5	4.96	1.4
SR4	18/10/2014 4:11	28.05	72.4	4.75	0.6	SR4	18/10/2014 10:11	28.03	74.6	4.90	2.4	SR4	18/10/2014 16:11	28.12	78.1	5.12	3.1	SR4	18/10/2014 22:11	28.01	76.2	5.00	1.6
SR4	18/10/2014 4:16	28.05	71.5	4.69	0.4	SR4	18/10/2014 10:16	28.03	74.5	4.89	3.3	SR4	18/10/2014 16:16	28.11	77.7	5.09	1.6	SR4	18/10/2014 22:16	28.01	76.7	5.03	1.6
SR4	18/10/2014 4:21	28.06	71.1	4.66	0.6	SR4	18/10/2014 10:21	28.03	74.4	4.88	2.7	SR4	18/10/2014 16:21	28.12	75.8	4.97	1.2	SR4	18/10/2014 22:21	28.01	76.0	4.99	1.2
SR4	18/10/2014 4:26	28.06	71.5	4.69	0.9	SR4	18/10/2014 10:26	28.03	74.0	4.86	3.2	SR4	18/10/2014 16:26	28.13	74.9	4.90	2.1	SR4	18/10/2014 22:26	28.01	75.9	4.98	1.0
SR4	18/10/2014 4:31	28.06	70.9	4.65	1.3	SR4	18/10/2014 10:31	28.03	75.7	4.97	3.1	SR4	18/10/2014 16:31	28.12	77.0	5.05	1.8	SR4	18/10/2014 22:31	27.99	73.5	4.83	0.8
SR4	18/10/2014 4:36	28.05	71.8	4.71	0.7	SR4	18/10/2014 10:36	28.02	75.3	4.94	2.7	SR4	18/10/2014 16:36	28.11	76.2	4.99	1.6	SR4	18/10/2014 22:36	27.99	74.2	4.87	1.8
SR4	18/10/2014 4:41	28.04	72.8	4.78	0.6	SR4	18/10/2014 10:41	28.02	75.1	4.93	3.6	SR4	18/10/2014 16:41	28.12	76.3	5.00	1.5	SR4	18/10/2014 22:41	27.95	72.5	4.77	0.6
SR4	18/10/2014 4:46	28.04	73.0	4.79	0.5	SR4	18/10/2014 10:46	28.04	76.6	5.02	3.0	SR4	18/10/2014 16:46	28.12	77.6	5.08	1.9	SR4	18/10/2014 22:46	27.97	71.4	4.69	0.8
SR4	18/10/2014 4:51	28.04	72.7	4.77	1.4	SR4	18/10/2014 10:51	28.04	76.1	4.99	4.7	SR4	18/10/2014 16:51	28.12	76.6	5.02	1.6	SR4	18/10/2014 22:51	27.99	73.7	4.84	0.6
SR4	18/10/2014 4:56	28.02	73.1	4.80	0.7	SR4	18/10/2014 10:56	28.05	76.3	5.01	2.2	SR4	18/10/2014 16:56	28.13	76.1	4.98	1.2	SR4	18/10/2014 22:56	28.00	75.2	4.93	0.7
SR4	18/10/2014 5:01	28.04	73.3	4.81	1.0	SR4	18/10/2014 11:01	28.03	75.7	4.97	3.7	SR4	18/10/2014 17:01	28.13	76.8	5.03	1.3	SR4	18/10/2014 23:01	28.00	74.4	4.89	0.4
SR4	18/10/2014 5:06	28.04	72.5	4.76	0.6	SR4	18/10/2014 11:06	28.01	75.6	4.96	5.9	SR4	18/10/2014 17:06	28.13	76.8	5.03	1.0	SR4	18/10/2014 23:06	28.00	74.0	4.86	1.2
SR4	18/10/2014 5:11	28.03	73.1	4.80	0.7	SR4	18/10/2014 11:11	28.00	75.7	4.97	4.9	SR4	18/10/2014 17:11	28.12	76.3	5.00	0.4	SR4	18/10/2014 23:11	28.00	74.0	4.86	0.9
SR4	18/10/2014 5:16	28.03	72.7	4.77	0.7	SR4	18/10/2014 11:16	28.00	75.9	4.98	4.0	SR4	18/10/2014 17:16	28.12	75.8	4.97	0.9	SR4	18/10/2014 23:16	28.00	73.0	4.79	0.8
SR4	18/10/2014 5:21	28.01	72.1	4.73	0.4	SR4	18/10/2014 11:21	27.99	76.0	4.99	4.2	SR4	18/10/2014 17:21	28.10	76.2	4.99	1.2	SR4	18/10/2014 23:21	27.97	73.0	4.80	0.5
SR4	18/10/2014 5:26	28.02	71.9	4.72	0.7	SR4	18/10/2014 11:26	28.00	76.4	5.02	3.7	SR4	18/10/2014 17:26	28.09	76.8	5.03	0.9	SR4	18/10/2014 23:26	28.00	72.5	4.76	0.8
SR4	18/10/2014 5:31	28.01	71.9	4.72	0.4	SR4	18/10/2014 11:31	28.02	77.3	5.07	3.6	SR4	18/10/2014 17:31	28.09	76.1	4.99	1.2	SR4	18/10/2014 23:31	28.00	73.1	4.80	1.0
SR4	18/10/2014 5:36	28.01	71.9	4.72	0.3	SR4	18/10/2014 11:36	28.03	76.7	5.03	3.8	SR4	18/10/2014 17:36	28.09	76.1	4.99	1.2	SR4	18/10/2014 23:36	28.00	71.9	4.72	0.1
SR4	18/10/2014 5:41	28.01	72.7	4.77	0.6	SR4	18/10/2014 11:41	28.03	77.7	5.10	3.4	SR4	18/10/2014 17:41	28.09	74.9	4.91	0.7	SR4	18/10/2014 23:41	27.99	73.0	4.79	1.5
SR4	18/10/2014 5:46	28.01	71.8	4.71	0.3	SR4	18/10/2014 11:46	28.05	78.2	5.13	2.3	SR4	18/10/2014 17:46	28.10	75.6	4.96	1.6	SR4	18/10/2014 23:46	28.00	73.4	4.82	0.9
SR4	18/10/2014 5:51	28.01	72.0	4.73	0.4	SR4	18/10/2014 11:51	28.05	77.8	5.11	6.3	SR4	18/10/2014 17:51	28.10	75.9	4.97	1.2	SR4	18/10/2014 23:51	27.99	73.4	4.82	0.9
SR4	18/10/2014 5:56	28.00	72.0	4.73	1.7	SR4	18/10/2014 11:56	27.99	75.8	4.98	9.3	SR4	18/10/2014 17:56	28.10	75.0	4.91	2.2	SR4	18/10/2014 23:56	28.00	72.7	4.78	0.6

Station	Timestamp	Temp (° C)	DO (%)	DO (mg/L)	Tur (NTU)	Station	Timestamp	Temp (° C)	DO (%)	DO (mg/L)	Tur (NTU)	Station	Timestamp	Temp (° C)	DO (%)	DO (mg/L)	Tur (NTU)	Station	Timestamp	Temp (°C)	DO (%)	DO (mg/L)	Tur (NTU)
SR5	18/10/2014 0:00	27.95	80.6	**5.27**	1.8	SR5	18/10/2014 6:00	27.89	77.1	**5.05**	1.1	SR5	18/10/2014 12:00	27.54	94.5	6.26	0.3	SR5	18/10/2014 18:00	27.79	82.3	5.41	2.5
SR5	18/10/2014 0:05	27.95	81.0	**5.30**	1.6	SR5	18/10/2014 6:05	27.90	76.6	**5.01**	1.5	SR5	18/10/2014 12:05	27.58	96.9	6.41	0.5	SR5	18/10/2014 18:05	27.77	82.6	5.43	2.3
SR5	18/10/2014 0:10	27.93	80.8	**5.29**	1.3	SR5	18/10/2014 6:10	27.89	76.1	**4.98**	1.3	SR5	18/10/2014 12:10	27.58	97.9	6.48	0.1	SR5	18/10/2014 18:10	27.78	82.5	5.42	2.3
SR5	18/10/2014 0:15	27.92	81.9	**5.36**	1.4	SR5	18/10/2014 6:15	27.86	76.1	**4.98**	1.2	SR5	18/10/2014 12:15	27.57	99.2	6.56	0.5	SR5	18/10/2014 18:15	27.79	81.8	**5.37**	2.3
SR5	18/10/2014 0:20	27.91	81.6	**5.34**	1.1	SR5	18/10/2014 6:20	27.90	76.6	**5.01**	1.4	SR5	18/10/2014 12:20	27.54	98.0	6.49	0.9	SR5	18/10/2014 18:20	27.82	81.8	**5.37**	2.2
SR5	18/10/2014 0:25	27.89	81.5	**5.34**	1.2	SR5	18/10/2014 6:25	27.91	76.0	**4.97**	1.3	SR5	18/10/2014 12:25	27.55	96.7	6.40	0.4	SR5	18/10/2014 18:25	27.81	81.1	**5.33**	2.2
SR5	18/10/2014 0:30	27.90	81.8	**5.36**	1.4	SR5	18/10/2014 6:30	27.92	76.3	**4.99**	1.1	SR5	18/10/2014 12:30	27.56	97.7	6.46	0.2	SR5	18/10/2014 18:30	27.83	81.1	**5.32**	2.4
SR5	18/10/2014 0:35	27.92	81.8	**5.35**	1.2	SR5	18/10/2014 6:35	27.91	75.8	**4.96**	1.0	SR5	18/10/2014 12:35	27.56	99.5	6.59	0.2	SR5	18/10/2014 18:35	27.82	81.1	**5.32**	2.4
SR5	18/10/2014 0:40	27.90	81.8	**5.36**	1.0	SR5	18/10/2014 6:40	27.89	75.6	**4.95**	1.3	SR5	18/10/2014 12:40	27.61	101.6	6.72	1.0	SR5	18/10/2014 18:40	27.82	80.6	**5.29**	2.1
SR5	18/10/2014 0:45	27.89	82.3	5.39	1.4	SR5	18/10/2014 6:45	27.91	75.4	**4.93**	1.3	SR5	18/10/2014 12:45	27.67	102.2	6.76	0.2	SR5	18/10/2014 18:45	27.84	80.6	**5.28**	2.3
SR5	18/10/2014 0:50	27.90	82.2	**5.38**	1.5	SR5	18/10/2014 6:50	27.90	75.2	**4.92**	1.1	SR5	18/10/2014 12:50	27.68	101.3	6.70	0.1	SR5	18/10/2014 18:50	27.83	80.8	**5.30**	2.3
SR5	18/10/2014 0:55	27.91	81.6	**5.35**	1.1	SR5	18/10/2014 6:55	27.91	75.6	**4.95**	1.7	SR5	18/10/2014 12:55	27.64	100.1	6.62	0.5	SR5	18/10/2014 18:55	27.84	80.0	**5.25**	2.1
SR5	18/10/2014 1:00	27.92	81.5	**5.34**	1.1	SR5	18/10/2014 7:00	27.90	75.3	**4.93**	0.9	SR5	18/10/2014 13:00	27.67	100.4	6.64	0.5	SR5	18/10/2014 19:00	27.85	80.2	**5.26**	2.3
SR5	18/10/2014 1:05	27.92	81.8	**5.36**	1.4	SR5	18/10/2014 7:05	27.91	75.3	**4.92**	1.0	SR5	18/10/2014 13:05	27.68	101.0	6.67	0.3	SR5	18/10/2014 19:05	27.81	79.6	**5.22**	2.3
SR5	18/10/2014 1:10	27.91	82.2	**5.38**	1.4	SR5	18/10/2014 7:10	27.92	75.5	**4.94**	1.0	SR5	18/10/2014 13:10	27.69	101.2	6.69	0.2	SR5	18/10/2014 19:10	27.84	78.8	**5.17**	2.3
SR5	18/10/2014 1:15	27.92	81.7	**5.35**	1.2	SR5	18/10/2014 7:15	27.92	76.2	**4.98**	1.1	SR5	18/10/2014 13:15	27.69	101.7	6.72	0.1	SR5	18/10/2014 19:15	27.84	78.7	**5.16**	2.2
SR5	18/10/2014 1:20	27.91	81.8	**5.36**	1.4	SR5	18/10/2014 7:20	27.91	76.6	**5.01**	1.1	SR5	18/10/2014 13:20	27.72	102.0	6.74	1.3	SR5	18/10/2014 19:20	27.85	79.3	**5.20**	3.1
SR5	18/10/2014 1:25	27.89	81.9	**5.37**	1.2	SR5	18/10/2014 7:25	27.91	76.5	**5.01**	0.9	SR5	18/10/2014 13:25	27.72	102.6	6.77	0.4	SR5	18/10/2014 19:25	27.82	79.8	**5.24**	3.1
SR5	18/10/2014 1:30	27.90	81.9	**5.37**	1.0	SR5	18/10/2014 7:30	27.98	77.7	**5.07**	1.1	SR5	18/10/2014 13:30	27.62	99.4	6.57	0.5	SR5	18/10/2014 19:30	27.81	79.4	**5.21**	3.0
SR5	18/10/2014 1:35	27.92	81.6	**5.34**	0.9	SR5	18/10/2014 7:35	27.96	76.5	**5.00**	1.2	SR5	18/10/2014 13:35	27.58	97.0	6.42	0.3	SR5	18/10/2014 19:35	27.85	79.2	**5.19**	3.3
SR5	18/10/2014 1:40	27.88	82.0	**5.37**	1.1	SR5	18/10/2014 7:40	27.81	80.8	**5.30**	0.6	SR5	18/10/2014 13:40	27.64	99.4	6.57	0.3	SR5	18/10/2014 19:40	27.84	78.2	**5.13**	3.3
SR5	18/10/2014 1:45	27.88	81.7	**5.35**	0.9	SR5	18/10/2014 7:45	27.83	81.2	**5.32**	0.7	SR5	18/10/2014 13:45	27.62	98.2	6.50	0.7	SR5	18/10/2014 19:45	27.88	79.5	**5.21**	2.8
SR5	18/10/2014 1:50	27.89	81.8	**5.36**	1.1	SR5	18/10/2014 7:50	27.83	81.7	**5.36**	0.5	SR5	18/10/2014 13:50	27.63	97.9	6.47	0.3	SR5	18/10/2014 19:50	27.89	79.7	**5.22**	2.8
SR5	18/10/2014 1:55	27.92	81.8	**5.36**	1.1	SR5	18/10/2014 7:55	27.81	82.5	5.41	0.5	SR5	18/10/2014 13:55	27.65	98.8	6.53	0.1	SR5	18/10/2014 19:55	27.88	79.1	**5.18**	3.2
SR5	18/10/2014 2:00	27.91	81.6	**5.35**	1.2	SR5	18/10/2014 8:00	27.81	81.6	**5.35**	0.7	SR5	18/10/2014 14:00	27.68	99.4	6.57	0.5	SR5	18/10/2014 20:00	27.88	79.0	**5.17**	2.7
SR5	18/10/2014 2:05	27.93	81.5	**5.33**	1.2	SR5	18/10/2014 8:05	27.81	82.5	5.41	0.3	SR5	18/10/2014 14:05	27.65	99.0	6.55	0.3	SR5	18/10/2014 20:05	27.88	78.9	**5.17**	2.8
SR5	18/10/2014 2:10	27.90	80.9	**5.30**	1.1	SR5	18/10/2014 8:10	27.82	81.7	**5.36**	0.5	SR5	18/10/2014 14:10	27.68	98.9	6.54	0.4	SR5	18/10/2014 20:10	27.83	77.7	**5.10**	2.7
SR5	18/10/2014 2:15	27.91	81.1	**5.31**	1.0	SR5	18/10/2014 8:15	27.83	81.1	**5.32**	0.5	SR5	18/10/2014 14:15	27.66	99.7	6.59	0.3	SR5	18/10/2014 20:15	27.80	77.3	**5.07**	2.6
SR5	18/10/2014 2:20	27.90	81.2	**5.31**	1.1	SR5	18/10/2014 8:20	27.79	82.3	5.40	0.6	SR5	18/10/2014 14:20	27.68	100.3	6.63	0.4	SR5	18/10/2014 20:20	27.87	78.3	**5.13**	2.8
SR5	18/10/2014 2:25	27.91	81.5	**5.34**	1.1	SR5	18/10/2014 8:25	27.79	82.4	5.40	0.4	SR5	18/10/2014 14:25	27.70	101.2	6.69	0.6	SR5	18/10/2014 20:25	27.89	78.7	**5.15**	3.1
SR5	18/10/2014 2:30	27.91	81.1	**5.31**	1.2	SR5	18/10/2014 8:30	27.80	82.3	5.40	0.5	SR5	18/10/2014 14:30	27.70	102.0	6.73	0.4	SR5	18/10/2014 20:30	27.85	76.7	**5.02**	2.3
SR5	18/10/2014 2:35	27.89	80.0	**5.24**	1.1	SR5	18/10/2014 8:35	27.80	82.1	5.39	0.9	SR5	18/10/2014 14:35	27.69	98.2	6.48	0.4	SR5	18/10/2014 20:35	27.87	76.1	**4.98**	2.6
SR5	18/10/2014 2:40	27.91	79.8	**5.23**	1.3	SR5	18/10/2014 8:40	27.81	82.3	5.40	0.9	SR5	18/10/2014 14:40	27.70	99.2	6.55	0.6	SR5	18/10/2014 20:40	27.89	77.6	**5.08**	3.5
SR5	18/10/2014 2:45	27.90	79.3	**5.20**	0.9	SR5	18/10/2014 8:45	27.82	82.3	5.40	0.7	SR5	18/10/2014 14:45	27.53	94.5	6.26	0.6	SR5	18/10/2014 20:45	27.91	78.9	**5.16**	3.5
SR5	18/10/2014 2:50	27.88	78.0	**5.11**	1.2	SR5	18/10/2014 8:50	27.85	82.7	5.42	1.1	SR5	18/10/2014 14:50	27.61	95.8	6.33	0.7	SR5	18/10/2014 20:50	27.92	79.5	**5.20**	3.8
SR5	18/10/2014 2:55	27.89	77.8	**5.10**	1.5	SR5	18/10/2014 8:55	27.81	82.9	5.44	0.5	SR5	18/10/2014 14:55	27.65	97.6	6.45	0.4	SR5	18/10/2014 20:55	27.90	78.1	**5.11**	3.3
SR5	18/10/2014 3:00	27.89	78.0	**5.11**	1.5	SR5	18/10/2014 9:00	27.81	83.5	5.48	0.6	SR5	18/10/2014 15:00	27.68	98.7	6.52	0.4	SR5	18/10/2014 21:00	27.89	77.9	**5.10**	3.0
SR5	18/10/2014 3:05	27.89	78.1	**5.11**	1.1	SR5	18/10/2014 9:05	27.79	84.4	5.54	0.2	SR5	18/10/2014 15:05	27.66	97.9	6.47	0.7	SR5	18/10/2014 21:05	27.90	78.0	**5.11**	3.1
SR5	18/10/2014 3:10	27.88	77.5	**5.08**	1.0	SR5	18/10/2014 9:10	27.77	83.2	5.46	0.4	SR5	18/10/2014 15:10	27.70	97.9	6.47	0.1	SR5	18/10/2014 21:10	27.91	79.3	**5.19**	3.2
SR5	18/10/2014 3:15	27.88	77.2	**5.06**	1.0	SR5	18/10/2014 9:15	27.81	83.5	5.48	0.6	SR5	18/10/2014 15:15	27.67	98.4	6.50	0.6	SR5	18/10/2014 21:15	27.90	76.9	**5.03**	3.6
SR5	18/10/2014 3:20	27.87	77.1	**5.05**	1.0	SR5	18/10/2014 9:20	27.76	83.7	5.50	0.5	SR5	18/10/2014 15:20	27.67	98.3	6.49	0.1	SR5	18/10/2014 21:20	27.91	78.2	**5.12**	4.0
SR5	18/10/2014 3:25	27.87	76.7	**5.03**	1.5	SR5	18/10/2014 9:25	27.72	84.4	5.55	0.7	SR5	18/10/2014 15:25	27.65	97.7	6.45	0.5	SR5	18/10/2014 21:25	27.92	76.7	**5.02**	3.9
SR5	18/10/2014 3:30	27.86	76.5	**5.01**	1.0	SR5	18/10/2014 9:30	27.74	84.0	5.52	0.6	SR5	18/10/2014 15:30	27.64	96.5	6.37	0.6	SR5	18/10/2014 21:30	27.82	81.9	**5.37**	2.2
SR5	18/10/2014 3:35	27.85	76.1	**4.99**	1.2	SR5	18/10/2014 9:35	27.71	85.1	5.60	0.8	SR5	18/10/2014 15:35	27.63	95.2	6.29	0.6	SR5	18/10/2014 21:35	27.85	82.4	5.40	1.8
SR5	18/10/2014 3:40	27.84	75.1	**4.93**	1.1	SR5	18/10/2014 9:40	27.72	84.0	5.52	0.7	SR5	18/10/2014 15:40	27.62	96.3	6.36	1.0	SR5	18/10/2014 21:40	27.84	82.3	5.39	2.1
SR5	18/10/2014 3:45	27.84	74.9	**4.91**	1.3	SR5	18/10/2014 9:45	27.69	85.6	5.63	0.3	SR5	18/10/2014 15:45	27.61	94.4	6.24	1.4	SR5	18/10/2014 21:45	27.85	82.8	5.42	1.9
SR5	18/10/2014 3:50	27.85	74.3	**4.87**	0.9	SR5	18/10/2014 9:50	27.57	87.8	5.80	0.4	SR5	18/10/2014 15:50	27.59	93.5	6.18	1.3	SR5	18/10/2014 21:50	27.87	82.3	5.39	2.1
SR5	18/10/2014 3:55	27.85	74.9	**4.91**	0.8	SR5	18/10/2014 9:55	27.64	86.3	5.68	0.5	SR5	18/10/2014 15:55	27.60	93.4	6.17	1.0	SR5	18/10/2014 21:55	27.86	81.7	**5.35**	1.8
SR5	18/10/2014 4:00	27.84	73.9	**4.84**	0.8	SR5	18/10/2014 10:00	27.60	87.6	5.78	0.4	SR5	18/10/2014 16:00	27.60	93.3	6.17	2.1	SR5	18/10/2014 22:00	27.87	81.9	**5.36**	2.0
SR5	18/10/2014 4:05	27.85	74.4	**4.88**	0.8	SR5	18/10/2014 10:05	27.59	87.7	5.79	0.3	SR5	18/10/2014 16:05	27.60	94.3	6.24	1.0	SR5	18/10/2014 22:05	27.87	81.6	**5.34**	2.1
SR5	18/10/2014 4:10	27.86	75.0	**4.91**	1.1	SR5	18/10/2014 10:10	27.59	88.0	5.80	0.3	SR5	18/10/2014 16:10	27.65	97.0	6.41	1.8	SR5	18/10/2014 22:10	27.87	82.2	**5.38**	2.0
SR5	18/10/2014 4:15	27.84	74.4	**4.88**	1.0	SR5	18/10/2014 10:15	27.57	89.0	5.87	0.4	SR5	18/10/2014 16:15	27.58	92.5	6.12	3.0	SR5	18/10/2014 22:15	27.88	81.8	**5.35**	2.0
SR5	18/10/2014 4:20	27.84	74.2	**4.87**	1.2	SR5	18/10/2014 10:20	27.59	89.3	5.89	0.5	SR5	18/10/2014 16:20	27.59	92.9	6.14	2.2	SR5	18/10/2014 22:20	27.86	81.6	**5.34**	2.0
SR5	18/10/2014 4:25	27.84	73.9	**4.84**	1.2	SR5	18/10/2014 10:25	27.58	88.8	5.86	0.7	SR5	18/10/2014 16:25	27.61	93.7	6.20	1.8	SR5	18/10/2014 22:25	27.86	82.0	**5.37**	1.7
SR5	18/10/2014 4:30	27.85	75.2	**4.93**	1.0	SR5	18/10/2014 10:30	27.59	89.2	5.89	0.4	SR5	18/10/2014 16:30	27.60	91.0	6.01	2.5	SR5	18/10/2014 22:30	27.82	83.0	5.44	1.4
SR5	18/10/2014 4:35	27.86	74.1	**4.86**	1.3	SR5	18/10/2014 10:35	27.59	89.0	5.87	0.8	SR5	18/10/2014 16:35	27.60	89.8	5.93	2.7	SR5	18/10/2014 22:35	27.79	83.8	5.50	1.5
SR5	18/10/2014 4:40	27.84	74.2	**4.86**	0.9	SR5						SR5	18/10/2014 16:40	27.64	89.4	5.90	2.6	SR5	18/10/2014 22:40	27.77	84.3	5.53	1.6
SR5	18/10/2014 4:45	27.82	75.2	**4.93**	0.9	SR5						SR5	18/10/2014 16:45	27.64	90.1	5.95	1.8	SR5	18/10/2014 22:45	27.76	84.4	5.54	1.5
SR5	18/10/2014 4:50	27.85	75.2	**4.93**	1.1	SR5						SR5	18/10/2014 16:50	27.69	87.6	5.77	2.5	SR5	18/10/2014 22:50	27.77	84.4	5.54	1.5
SR5	18/10/2014 4:55	27.81	74.3	**4.87**	0.8	SR5	18/10/2014 10:55	27.37	93.1	6.17	0.2	SR5	18/10/2014 16:55	27.69	87.4	5.76	2.4	SR5	18/10/2014 22:55	27.77	84.4	5.54	1.5
SR5	18/10/2014 5:00	27.85	77.1	**5.05**	1.0	SR5	18/10/2014 11:00	27.38	92.5	6.13	0.5	SR5	18/10/2014 17:00	27.71	86.6	5.71	2.3	SR5	18/10/2014 23:00	27.74	85.4	5.62	1.5
SR5	18/10/2014 5:05	27.85	77.2	**5.06**	1.0	SR5	18/10/2014 11:05	27.33	92.6	6.14	0.8	SR5	18/10/2014 17:05	27.71	86.2	5.68	2.5	SR5	18/10/2014 23:05	27.71	86.2	5.67	1.3
SR5	18/10/2014 5:10	27.88	77.6	**5.08**	0.9	SR5	18/10/2014 11:10	27.37	91.7	6.08	0.9	SR5	18/10/2014 17:10	27.69	86.4	5.69	2.7	SR5	18/10/2014 23:10	27.74	85.7	5.63	1.6
SR5	18/10/2014 5:15	27.85	76.9	**5.04**	1.4	SR5	18/10/2014 11:15	27.36	93.3	6.19	1.2	SR5	18/10/2014 17:15	27.77	85.2	5.60	2.9	SR5	18/10/2014 23:15	27.73	85.8	5.64	1.4
SR5	18/10/2014 5:20	27.83	76.3	**5.00**	1.0	SR5	18/10/2014 11:20	27.34	93.2	6.18	1.2	SR5	18/10/2014 17:20	27.75	85.4	5.62	2.4	SR5	18/10/2014 23:20	27.74	85.6	5.62	1.0
SR5	18/10/2014 5:25	27.88	76.9	**5.04**	1.0	SR5	18/10/2014 11:25	27.36	92.3	6.12	0.8	SR5	18/10/2014 17:25	27.69	86.7	5.71	2.0	SR5	18/10/2014 23:25	27.73	85.4	5.61	1.2
SR5	18/10/2014 5:30	27.88	77.4	**5.07**	1.4	SR5	18/10/2014 11:30	27.35	92.9	6.16	0.2	SR5	18/10/2014 17:30	27.76	84.7	5.57	2.7	SR5	18/10/2014 23:30	27.75	85.6	5.63	1.3
SR5	18/10/2014 5:35	27.85	77.1	**5.05**	1.6	SR5	18/10/2014 11:35	27.35	93.9	6.24	0.2	SR5	18/10/2014 17:35	27.77	84.4	5.54	2.5	SR5	18/10/2014 23:35	27.78	85.9	5.64	1.3
SR5	18/10/2014 5:40	27.90	77.5	**5.07**	1.3	SR5	18/10/2014 11:40	27.42	95.6	6.34	0.2	SR5	18/10/2014 17:40	27.76	83.8	5.51	2.1	SR5	18/10/2014 23:40	27.78	85.7	5.63	1.1
SR5	18/10/2014 5:45	27.88	77.6	**5.08**	1.1	SR5	18/10/2014 11:45	27.42	93.5	6.20	0.2	SR5	18/10/2014 17:45	27.77	83.8	5.51	2.3	SR5	18/10/2014 23:45	27.78	85.4	5.61	1.1
SR5	18/10/2014 5:50	27.92	77.2	**5.05**	1.2	SR5	18/10/2014 11:50	27.53	95.9	6.35	0.5	SR5	18/10/2014 17:50	27.76	83.2	5.47	2.5	SR5	18/10/2014 23:50	27.77	84.7	5.57	1.0
SR5	18/10/2014 5:55	27.89	76.6	**5.01**	1.6	SR5	18/10/2014 11:55	27.54	96.7	6.40	0.1	SR5	18/10/2014 17:55	27.77	82.7	5.44	2.3	SR5	18/10/2014 23:55	27.77	85.1	5.59	1.1

Station	Timestamp	Temp (° C)	DO (%)	DO (mg/L)	Tur (NTU)	Station	Timestamp	Temp (° C)	DO (%)	DO (mg/L)	Tur (NTU)	Station	Timestamp	Temp (° C)	DO (%)	DO (mg/L)	Tur (NTU)	Station	Timestamp	Temp (°C)	DO (%)	DO (mg/L)	Tur (NTU)
SR9	18/10/2014 0:00	26.95	92.3	6.10	8.0	SR9	18/10/2014 6:00	26.77	79.8	5.29	7.6	SR9	18/10/2014 12:00	26.87	91.4	6.05	5.4	SR9	18/10/2014 18:00	27.08	95.9	6.33	4.0
SR9	18/10/2014 0:05	26.95	92.3	6.10	8.0	SR9	18/10/2014 6:05	26.77	80.6	5.34	7.6	SR9	18/10/2014 12:05	26.89	92.2	6.10	5.4	SR9	18/10/2014 18:05	27.11	97.7	6.45	4.1
SR9	18/10/2014 0:10	26.94	92.3	6.10	9.2	SR9	18/10/2014 6:10	26.77	79.2	5.25	7.4	SR9	18/10/2014 12:10	26.96	93.6	6.19	5.5	SR9	18/10/2014 18:10	27.11	97.8	6.46	4.2
SR9	18/10/2014 0:15	26.94	92.6	6.12	8.3	SR9	18/10/2014 6:15	26.77	79.3	5.26	7.7	SR9	18/10/2014 12:15	26.92	92.6	6.13	5.6	SR9	18/10/2014 18:15	27.12	98.8	6.52	4.0
SR9	18/10/2014 0:20	26.94	91.9	6.07	7.3	SR9	18/10/2014 6:20	26.77	79.4	5.27	8.2	SR9	18/10/2014 12:20	27.05	94.7	6.25	5.2	SR9	18/10/2014 18:20	27.13	100.4	6.63	3.8
SR9	18/10/2014 0:25	26.93	92.1	6.09	8.0	SR9	18/10/2014 6:25	26.76	79.2	5.25	7.6	SR9	18/10/2014 12:25	27.05	95.0	6.27	4.8	SR9	18/10/2014 18:25	27.12	100.9	6.66	4.4
SR9	18/10/2014 0:30	26.93	92.3	6.10	7.4	SR9	18/10/2014 6:30	26.76	77.8	5.16	7.7	SR9	18/10/2014 12:30	27.01	94.7	6.26	4.9	SR9	18/10/2014 18:30	27.13	101.0	6.67	4.0
SR9	18/10/2014 0:35	26.92	92.2	6.09	7.6	SR9	18/10/2014 6:35	26.75	78.2	5.19	8.2	SR9	18/10/2014 12:35	27.04	94.9	6.27	4.9	SR9	18/10/2014 18:35	27.12	100.6	6.64	3.9
SR9	18/10/2014 0:40	26.92	91.7	6.06	7.2	SR9	18/10/2014 6:40	26.74	79.4	5.27	8.2	SR9	18/10/2014 12:40	27.08	95.6	6.31	5.6	SR9	18/10/2014 18:40	27.10	99.9	6.60	4.0
SR9	18/10/2014 0:45	26.90	89.7	5.93	6.9	SR9	18/10/2014 6:45	26.74	78.6	5.22	8.3	SR9	18/10/2014 12:45	27.10	95.6	6.30	5.8	SR9	18/10/2014 18:45	27.08	99.2	6.55	4.1
SR9	18/10/2014 0:50	26.89	89.8	5.94	7.8	SR9	18/10/2014 6:50	26.74	79.7	5.29	8.1	SR9	18/10/2014 12:50	27.10	95.8	6.32	5.6	SR9	18/10/2014 18:50	27.06	98.7	6.52	3.9
SR9	18/10/2014 0:55	26.89	89.4	5.91	7.7	SR9	18/10/2014 6:55	26.73	79.3	5.26	8.0	SR9	18/10/2014 12:55	27.12	96.3	6.35	5.5	SR9	18/10/2014 18:55	27.08	98.3	6.49	4.8
SR9	18/10/2014 1:00	26.90	89.9	5.94	7.3	SR9	18/10/2014 7:00	26.72	79.6	5.29	7.4	SR9	18/10/2014 13:00	27.12	96.3	6.35	4.8	SR9	18/10/2014 19:00	27.07	97.8	6.46	4.1
SR9	18/10/2014 1:05	26.88	89.6	5.93	7.2	SR9	18/10/2014 7:05	26.71	79.8	5.30	7.6	SR9	18/10/2014 13:05	27.10	96.1	6.34	4.9	SR9	18/10/2014 19:05	27.08	97.7	6.46	4.2
SR9	18/10/2014 1:10	26.87	89.3	5.91	6.8	SR9	18/10/2014 7:10	26.71	80.4	5.34	7.7	SR9	18/10/2014 13:10	27.12	96.6	6.37	5.3	SR9	18/10/2014 19:10	27.08	97.9	6.46	4.5
SR9	18/10/2014 1:15	26.87	89.6	5.93	6.9	SR9	18/10/2014 7:15	26.72	80.0	5.31	7.7	SR9	18/10/2014 13:15	27.14	96.8	6.38	5.1	SR9	18/10/2014 19:15	27.08	97.6	6.44	4.7
SR9	18/10/2014 1:20	26.86	89.8	5.95	6.8	SR9	18/10/2014 7:20	26.71	80.0	5.31	7.9	SR9	18/10/2014 13:20	27.13	97.0	6.40	5.1	SR9	18/10/2014 19:20	27.07	97.3	6.43	4.1
SR9	18/10/2014 1:25	26.86	89.4	5.92	6.8	SR9	18/10/2014 7:25	26.70	79.7	5.30	7.6	SR9	18/10/2014 13:25	27.15	97.1	6.40	5.7	SR9	18/10/2014 19:25	27.07	96.9	6.40	4.4
SR9	18/10/2014 1:30	26.88	90.4	5.98	7.8	SR9	18/10/2014 7:30	26.70	80.7	5.36	8.1	SR9	18/10/2014 13:30	27.14	97.4	6.42	4.8	SR9	18/10/2014 19:30	27.07	96.8	6.40	4.2
SR9	18/10/2014 1:35	26.86	89.9	5.95	7.8	SR9	18/10/2014 7:35	26.69	80.8	5.37	9.5	SR9	18/10/2014 13:35	27.15	97.6	6.44	5.6	SR9	18/10/2014 19:35	27.06	96.7	6.39	4.2
SR9	18/10/2014 1:40	26.87	89.7	5.94	7.6	SR9	18/10/2014 7:40	26.69	81.2	5.40	7.7	SR9	18/10/2014 13:40	27.16	97.8	6.45	5.0	SR9	18/10/2014 19:40	27.06	96.6	6.38	4.3
SR9	18/10/2014 1:45	26.87	89.7	5.94	7.9	SR9	18/10/2014 7:45	26.68	82.0	5.45	7.3	SR9	18/10/2014 13:45	27.14	97.9	6.45	5.1	SR9	18/10/2014 19:45	27.06	96.6	6.38	4.2
SR9	18/10/2014 1:50	26.85	89.4	5.92	7.8	SR9	18/10/2014 7:50	26.67	82.5	5.48	6.9	SR9	18/10/2014 13:50	27.12	97.0	6.40	5.8	SR9	18/10/2014 19:50	27.05	96.6	6.38	4.4
SR9	18/10/2014 1:55	26.86	89.7	5.94	7.1	SR9	18/10/2014 7:55	26.67	83.8	5.57	7.4	SR9	18/10/2014 13:55	27.14	97.3	6.41	6.0	SR9	18/10/2014 19:55	27.05	96.4	6.37	4.6
SR9	18/10/2014 2:00	26.84	89.0	5.89	7.3	SR9	18/10/2014 8:00	26.66	84.2	5.60	7.3	SR9	18/10/2014 14:00	27.22	98.6	6.49	4.5	SR9	18/10/2014 20:00	27.05	96.0	6.35	5.7
SR9	18/10/2014 2:05	26.84	88.8	5.88	7.1	SR9	18/10/2014 8:05	26.66	83.8	5.57	7.0	SR9	18/10/2014 14:05	27.23	98.7	6.50	5.1	SR9	18/10/2014 20:05	27.04	95.7	6.33	5.9
SR9	18/10/2014 2:10	26.86	89.0	5.89	8.0	SR9	18/10/2014 8:10	26.66	83.7	5.57	7.1	SR9	18/10/2014 14:10	27.24	99.3	6.54	5.9	SR9	18/10/2014 20:10	27.03	95.5	6.32	5.4
SR9	18/10/2014 2:15	26.85	88.1	5.84	7.2	SR9	18/10/2014 8:15	26.65	83.8	5.57	6.9	SR9	18/10/2014 14:15	27.24	99.0	6.52	4.6	SR9	18/10/2014 20:15	27.03	95.4	6.31	5.7
SR9	18/10/2014 2:20	26.85	87.6	5.81	7.8	SR9	18/10/2014 8:20	26.66	84.0	5.58	7.0	SR9	18/10/2014 14:20	27.24	99.2	6.53	5.0	SR9	18/10/2014 20:20	27.04	96.2	6.36	6.2
SR9	18/10/2014 2:25	26.85	86.1	5.71	7.3	SR9	18/10/2014 8:25	26.66	83.8	5.57	6.7	SR9	18/10/2014 14:25	27.24	99.6	6.56	4.8	SR9	18/10/2014 20:25	27.03	95.5	6.31	6.1
SR9	18/10/2014 2:30	26.85	87.2	5.78	7.5	SR9	18/10/2014 8:30	26.65	84.7	5.63	7.1	SR9	18/10/2014 14:30	27.24	99.7	6.56	5.5	SR9	18/10/2014 20:30	27.02	95.5	6.31	6.2
SR9	18/10/2014 2:35	26.84	87.2	5.78	7.2	SR9	18/10/2014 8:35	26.65	84.8	5.64	6.4	SR9	18/10/2014 14:35	27.24	99.9	6.58	5.3	SR9	18/10/2014 20:35	27.03	95.8	6.33	7.0
SR9	18/10/2014 2:40	26.84	86.8	5.75	7.6	SR9	18/10/2014 8:40	26.65	85.5	5.68	6.3	SR9	18/10/2014 14:40	27.25	100.1	6.59	5.5	SR9	18/10/2014 20:40	27.03	96.1	6.35	7.6
SR9	18/10/2014 2:45	26.84	85.6	5.67	6.8	SR9	18/10/2014 8:45	26.65	85.1	5.66	5.7	SR9	18/10/2014 14:45	27.25	100.3	6.61	5.1	SR9	18/10/2014 20:45	27.04	96.1	6.35	7.7
SR9	18/10/2014 2:50	26.87	87.4	5.79	7.2	SR9	18/10/2014 8:50	26.65	85.8	5.70	5.6	SR9	18/10/2014 14:50	27.24	100.3	6.61	5.8	SR9	18/10/2014 20:50	27.03	96.8	6.40	8.0
SR9	18/10/2014 2:55	26.84	86.9	5.76	6.9	SR9	18/10/2014 8:55	26.66	86.0	5.72	5.8	SR9	18/10/2014 14:55	27.23	99.8	6.57	5.3	SR9	18/10/2014 20:55	27.03	96.6	6.38	7.4
SR9	18/10/2014 3:00	26.85	86.2	5.71	7.2	SR9	18/10/2014 9:00	26.65	87.2	5.80	7.0	SR9	18/10/2014 15:00	27.23	99.6	6.56	4.8	SR9	18/10/2014 21:00	27.03	96.5	6.38	7.3
SR9	18/10/2014 3:05	26.84	86.0	5.70	6.6	SR9	18/10/2014 9:05	26.66	86.2	5.73	6.2	SR9	18/10/2014 15:05	27.24	99.8	6.57	5.0	SR9	18/10/2014 21:05	27.03	96.3	6.37	7.2
SR9	18/10/2014 3:10	26.85	86.9	5.75	7.5	SR9	18/10/2014 9:10	26.66	87.3	5.80	5.6	SR9	18/10/2014 15:10	27.23	100.1	6.59	4.8	SR9	18/10/2014 21:10	27.04	97.1	6.42	7.1
SR9	18/10/2014 3:15	26.85	86.7	5.75	7.8	SR9	18/10/2014 9:15	26.66	88.2	5.86	5.3	SR9	18/10/2014 15:15	27.22	99.7	6.56	5.3	SR9	18/10/2014 21:15	27.02	97.0	6.42	7.5
SR9	18/10/2014 3:20	26.85	86.7	5.74	7.3	SR9	18/10/2014 9:20	26.66	88.3	5.87	5.5	SR9	18/10/2014 15:20	27.22	99.2	6.54	4.5	SR9	18/10/2014 21:20	27.03	97.3	6.43	8.0
SR9	18/10/2014 3:25	26.85	86.0	5.70	8.1	SR9	18/10/2014 9:25	26.67	89.1	5.92	5.4	SR9	18/10/2014 15:25	27.22	99.4	6.55	4.3	SR9	18/10/2014 21:25	27.01	96.9	6.41	6.5
SR9	18/10/2014 3:30	26.83	84.7	5.61	7.0	SR9	18/10/2014 9:30	26.68	89.1	5.92	5.7	SR9	18/10/2014 15:30	27.21	99.5	6.56	4.3	SR9	18/10/2014 21:30	27.00	96.5	6.38	7.0
SR9	18/10/2014 3:35	26.83	83.5	5.53	6.9	SR9	18/10/2014 9:35	26.70	89.5	5.94	5.4	SR9	18/10/2014 15:35	27.21	99.8	6.57	4.4	SR9	18/10/2014 21:35	27.01	97.2	6.42	7.5
SR9	18/10/2014 3:40	26.83	83.4	5.53	6.9	SR9	18/10/2014 9:40	26.72	91.1	6.04	7.2	SR9	18/10/2014 15:40	27.21	98.8	6.52	4.7	SR9	18/10/2014 21:40	27.00	96.5	6.38	7.5
SR9	18/10/2014 3:45	26.84	83.1	5.50	7.6	SR9	18/10/2014 9:45	26.72	90.3	5.99	4.9	SR9	18/10/2014 15:45	27.19	98.3	6.49	4.5	SR9	18/10/2014 21:45	26.99	95.9	6.35	7.4
SR9	18/10/2014 3:50	26.85	85.1	5.64	7.9	SR9	18/10/2014 9:50	26.71	90.4	6.00	5.2	SR9	18/10/2014 15:50	27.20	98.5	6.49	4.7	SR9	18/10/2014 21:50	26.98	96.1	6.36	7.7
SR9	18/10/2014 3:55	26.85	84.6	5.60	7.7	SR9	18/10/2014 9:55	26.73	90.9	6.03	5.4	SR9	18/10/2014 15:55	27.19	98.5	6.50	5.1	SR9	18/10/2014 21:55	26.97	96.5	6.38	6.6
SR9	18/10/2014 4:00	26.84	85.4	5.65	8.5	SR9	18/10/2014 10:00	26.68	88.4	5.87	6.7	SR9	18/10/2014 16:00	27.20	98.5	6.50	4.3	SR9	18/10/2014 22:00	26.98	96.6	6.39	7.0
SR9	18/10/2014 4:05	26.84	83.4	5.52	8.0	SR9	18/10/2014 10:05	26.65	89.5	5.95	6.2	SR9	18/10/2014 16:05	27.18	98.1	6.47	5.3	SR9	18/10/2014 22:05	26.96	96.3	6.37	7.2
SR9	18/10/2014 4:10	26.83	84.7	5.61	8.0	SR9	18/10/2014 10:10	26.70	89.2	5.92	6.5	SR9	18/10/2014 16:10	27.18	98.1	6.48	4.9	SR9	18/10/2014 22:10	26.97	96.6	6.40	7.0
SR9	18/10/2014 4:15	26.83	84.2	5.58	8.3	SR9	18/10/2014 10:15	26.73	90.7	6.02	5.2	SR9	18/10/2014 16:15	27.18	98.5	6.49	4.6	SR9	18/10/2014 22:15	26.96	96.4	6.38	7.2
SR9	18/10/2014 4:20	26.82	83.4	5.53	7.5	SR9	18/10/2014 10:20	26.74	90.9	6.03	5.1	SR9	18/10/2014 16:20	27.18	98.4	6.50	4.4	SR9	18/10/2014 22:20	26.96	96.0	6.35	7.1
SR9	18/10/2014 4:25	26.82	82.7	5.48	8.7	SR9	18/10/2014 10:25	26.71	90.8	6.02	5.7	SR9	18/10/2014 16:25	27.17	97.4	6.43	4.5	SR9	18/10/2014 22:25	26.95	95.7	6.34	6.7
SR9	18/10/2014 4:30	26.82	82.6	5.47	8.0	SR9						SR9	18/10/2014 16:30	27.15	95.0	6.27	4.3	SR9	18/10/2014 22:30	26.95	95.7	6.34	7.3
SR9	18/10/2014 4:35	26.82	82.8	5.49	8.3	SR9						SR9	18/10/2014 16:35	27.15	94.6	6.25	4.5	SR9	18/10/2014 22:35	26.95	95.4	6.33	6.9
SR9	18/10/2014 4:40	26.81	82.4	5.46	7.7	SR9						SR9	18/10/2014 16:40	27.15	95.1	6.27	4.2	SR9	18/10/2014 22:40	26.94	95.4	6.33	6.6
SR9	18/10/2014 4:45	26.81	82.3	5.45	8.5	SR9	18/10/2014 10:45	26.76	90.6	6.01	5.0	SR9	18/10/2014 16:45	27.14	94.4	6.23	5.2	SR9	18/10/2014 22:45	26.94	95.6	6.33	6.6
SR9	18/10/2014 4:50	26.81	81.9	5.42	8.7	SR9	18/10/2014 10:50	26.77	90.7	6.01	4.9	SR9	18/10/2014 16:50	27.13	93.6	6.17	4.1	SR9	18/10/2014 22:50	26.94	95.8	6.34	6.7
SR9	18/10/2014 4:55	26.81	81.7	5.41	7.8	SR9	18/10/2014 10:55	26.76	90.4	6.00	5.4	SR9	18/10/2014 16:55	27.13	93.8	6.19	4.0	SR9	18/10/2014 22:55	26.95	96.1	6.36	7.0
SR9	18/10/2014 5:00	26.81	81.4	5.39	7.2	SR9	18/10/2014 11:00	26.77	90.3	5.99	5.4	SR9	18/10/2014 17:00	27.13	94.9	6.26	4.5	SR9	18/10/2014 23:00	26.94	95.4	6.31	6.4
SR9	18/10/2014 5:05	26.81	82.0	5.43	8.3	SR9	18/10/2014 11:05	26.78	90.2	5.98	5.5	SR9	18/10/2014 17:05	27.13	95.3	6.29	4.2	SR9	18/10/2014 23:05	26.94	95.9	6.35	7.2
SR9	18/10/2014 5:10	26.80	81.0	5.37	7.2	SR9	18/10/2014 11:10	26.76	90.4	6.00	5.6	SR9	18/10/2014 17:10	27.13	93.8	6.20	4.3	SR9	18/10/2014 23:10	26.93	95.6	6.33	6.2
SR9	18/10/2014 5:15	26.80	81.5	5.40	7.6	SR9	18/10/2014 11:15	26.77	90.5	6.00	5.3	SR9	18/10/2014 17:15	27.13	95.5	6.30	4.1	SR9	18/10/2014 23:15	26.92	95.4	6.32	6.3
SR9	18/10/2014 5:20	26.80	81.4	5.39	7.5	SR9	18/10/2014 11:20	26.79	90.4	5.99	5.4	SR9	18/10/2014 17:20	27.12	94.9	6.26	3.9	SR9	18/10/2014 23:20	26.94	95.7	6.34	6.3
SR9	18/10/2014 5:25	26.79	81.1	5.38	7.5	SR9	18/10/2014 11:25	26.81	90.7	6.01	4.9	SR9	18/10/2014 17:25	27.11	95.5	6.30	3.8	SR9	18/10/2014 23:25	26.93	95.2	6.31	6.7
SR9	18/10/2014 5:30	26.80	81.0	5.37	7.8	SR9	18/10/2014 11:30	26.79	90.8	6.02	5.5	SR9	18/10/2014 17:30	27.10	95.2	6.29	4.5	SR9	18/10/2014 23:30	26.93	95.2	6.30	6.5
SR9	18/10/2014 5:35	26.79	81.1	5.38	7.8	SR9	18/10/2014 11:35	26.80	91.0	6.03	5.5	SR9	18/10/2014 17:35	27.09	95.3	6.30	4.0	SR9	18/10/2014 23:35	26.92	95.1	6.30	6.1
SR9	18/10/2014 5:40	26.79	80.0	5.30	7.7	SR9	18/10/2014 11:40	26.81	90.5	6.00	5.6	SR9	18/10/2014 17:40	27.10	94.8	6.26	4.1	SR9	18/10/2014 23:40	26.92	95.0	6.29	6.4
SR9	18/10/2014 5:45	26.78	79.9	5.30	7.4	SR9	18/10/2014 11:45	26.80	90.3	5.99	5.7	SR9	18/10/2014 17:45	27.09	94.7	6.26	4.2	SR9	18/10/2014 23:45	26.92	95.1	6.30	6.0
SR9	18/10/2014 5:50	26.78	80.3	5.32	8.1	SR9	18/10/2014 11:50	26.78	91.0	6.03	5.7	SR9	18/10/2014 17:50	27.08	94.1	6.22	3.9	SR9	18/10/2014 23:50	26.91	95.1	6.30	6.1
SR9	18/10/2014 5:55	26.77	80.2	5.32	7.2	SR9	18/10/2014 11:55	26.80	90.1	5.98	5.8	SR9	18/10/2014 17:55	27.08	94.6	6.25	4.2	SR9	18/10/2014 23:55	26.90	94.9	6.29	6.2

Station	Timestamp	Temp (° C)	DO (%)	DO (mg/L)	Tur (NTU)	Station	Timestamp	Temp (° C)	DO (%)	DO (mg/L)	Tur (NTU)	Station	Timestamp	Temp (° C)	DO (%)	DO (mg/L)	Tur (NTU)	Station	Timestamp	Temp (°C)	DO (%)	DO (mg/L)	Tur (NTU)
SR10	18/10/2014 0:00	27.75	87.7	**5.81**	2.5	SR10	18/10/2014 6:00	27.59	83.6	**5.56**	2.5	SR10	18/10/2014 12:00	27.70	88.9	**5.91**	1.8	SR10	18/10/2014 18:00	27.85	86.9	**5.76**	0.8
SR10	18/10/2014 0:05	27.77	87.7	**5.81**	3.0	SR10	18/10/2014 6:05	27.58	84.4	**5.61**	2.1	SR10	18/10/2014 12:05	27.70	88.9	**5.91**	1.7	SR10	18/10/2014 18:05	27.85	87.6	**5.81**	1.2
SR10	18/10/2014 0:10	27.74	86.9	**5.76**	2.1	SR10	18/10/2014 6:10	27.58	84.0	**5.58**	2.5	SR10	18/10/2014 12:10	27.70	89.1	**5.93**	2.1	SR10	18/10/2014 18:10	27.84	88.0	**5.84**	0.9
SR10	18/10/2014 0:15	27.76	87.0	**5.77**	2.1	SR10	18/10/2014 6:15	27.58	83.7	**5.56**	2.4	SR10	18/10/2014 12:15	27.72	89.1	**5.93**	1.6	SR10	18/10/2014 18:15	27.84	85.1	**5.65**	1.0
SR10	18/10/2014 0:20	27.74	87.3	**5.79**	2.2	SR10	18/10/2014 6:20	27.58	83.3	**5.54**	2.2	SR10	18/10/2014 12:20	27.72	89.2	**5.94**	1.9	SR10	18/10/2014 18:20	27.84	85.7	**5.69**	1.0
SR10	18/10/2014 0:25	27.75	87.5	**5.80**	2.3	SR10	18/10/2014 6:25	27.58	85.1	**5.66**	1.9	SR10	18/10/2014 12:25	27.71	89.1	**5.93**	1.7	SR10	18/10/2014 18:25	27.83	86.9	**5.77**	1.4
SR10	18/10/2014 0:30	27.75	87.6	**5.81**	2.0	SR10	18/10/2014 6:30	27.58	84.8	**5.64**	2.6	SR10	18/10/2014 12:30	27.73	88.9	**5.91**	2.5	SR10	18/10/2014 18:30	27.83	86.1	**5.72**	1.1
SR10	18/10/2014 0:35	27.75	87.8	**5.82**	2.9	SR10	18/10/2014 6:35	27.58	85.0	**5.65**	1.9	SR10	18/10/2014 12:35	27.78	88.9	**5.90**	**5.6**	SR10	18/10/2014 18:35	27.82	85.2	**5.66**	1.2
SR10	18/10/2014 0:40	27.76	87.2	**5.78**	2.5	SR10	18/10/2014 6:40	27.57	84.5	**5.62**	2.3	SR10	18/10/2014 12:40	27.78	88.9	**5.90**	2.1	SR10	18/10/2014 18:40	27.81	88.3	**5.86**	1.1
SR10	18/10/2014 0:45	27.76	87.0	**5.77**	2.3	SR10	18/10/2014 6:45	27.56	84.5	**5.62**	2.1	SR10	18/10/2014 12:45	27.77	89.0	**5.91**	1.9	SR10	18/10/2014 18:45	27.81	87.2	**5.79**	1.3
SR10	18/10/2014 0:50	27.75	87.4	**5.80**	2.8	SR10	18/10/2014 6:50	27.56	84.5	**5.62**	2.2	SR10	18/10/2014 12:50	27.77	88.9	**5.89**	**18.4**	SR10	18/10/2014 18:50	27.80	86.1	**5.72**	1.0
SR10	18/10/2014 0:55	27.76	87.6	**5.81**	3.1	SR10	18/10/2014 6:55	27.56	84.7	**5.63**	2.1	SR10	18/10/2014 12:55	27.77	88.8	**5.89**	3.2	SR10	18/10/2014 18:55	27.80	84.8	**5.63**	1.2
SR10	18/10/2014 1:00	27.72	87.6	**5.81**	3.2	SR10	18/10/2014 7:00	27.54	84.5	**5.62**	2.1	SR10	18/10/2014 13:00	27.77	88.9	**5.89**	2.9	SR10	18/10/2014 19:00	27.79	85.7	**5.69**	1.6
SR10	18/10/2014 1:05	27.76	87.1	**5.78**	3.0	SR10	18/10/2014 7:05	27.57	84.5	**5.62**	3.0	SR10	18/10/2014 13:05	27.77	88.9	**5.89**	1.9	SR10	18/10/2014 19:05	27.79	84.3	**5.60**	1.2
SR10	18/10/2014 1:10	27.76	87.1	**5.77**	3.2	SR10	18/10/2014 7:10	27.57	84.4	**5.61**	2.8	SR10	18/10/2014 13:10	27.77	88.8	**5.89**	2.5	SR10	18/10/2014 19:10	27.78	86.7	**5.76**	1.1
SR10	18/10/2014 1:15	27.75	86.3	**5.72**	2.6	SR10	18/10/2014 7:15	27.56	84.9	**5.65**	3.8	SR10	18/10/2014 13:15	27.77	88.7	**5.89**	2.0	SR10	18/10/2014 19:15	27.78	84.2	**5.60**	1.6
SR10	18/10/2014 1:20	27.73	85.3	**5.66**	2.2	SR10	18/10/2014 7:20	27.56	83.3	**5.54**	4.2	SR10	18/10/2014 13:20	27.76	88.6	**5.88**	2.0	SR10	18/10/2014 19:20	27.76	85.2	**5.66**	1.2
SR10	18/10/2014 1:25	27.74	84.2	**5.58**	2.6	SR10	18/10/2014 7:25	27.56	84.4	**5.61**	2.9	SR10	18/10/2014 13:25	27.76	88.4	**5.87**	2.1	SR10	18/10/2014 19:25	27.76	85.0	**5.65**	1.5
SR10	18/10/2014 1:30	27.72	83.8	**5.56**	2.3	SR10	18/10/2014 7:30	27.56	84.9	**5.65**	2.6	SR10	18/10/2014 13:30	27.78	88.5	**5.87**	2.3	SR10	18/10/2014 19:30	27.78	81.2	**5.40**	1.9
SR10	18/10/2014 1:35	27.71	84.1	**5.58**	2.4	SR10	18/10/2014 7:35	27.56	84.8	**5.64**	4.6	SR10	18/10/2014 13:35	27.77	88.5	**5.87**	2.3	SR10	18/10/2014 19:35	27.77	80.8	**5.37**	1.7
SR10	18/10/2014 1:40	27.71	82.1	**5.45**	2.7	SR10	18/10/2014 7:40	27.55	85.4	**5.68**	2.2	SR10	18/10/2014 13:40	27.78	88.7	**5.88**	2.1	SR10	18/10/2014 19:40	27.77	81.3	**5.40**	1.8
SR10	18/10/2014 1:45	27.70	81.7	**5.42**	3.8	SR10	18/10/2014 7:45	27.55	85.3	**5.67**	2.4	SR10	18/10/2014 13:45	27.79	89.0	**5.90**	3.1	SR10	18/10/2014 19:45	27.77	80.7	**5.37**	2.2
SR10	18/10/2014 1:50	27.69	86.4	**5.74**	2.5	SR10	18/10/2014 7:50	27.55	84.1	**5.60**	2.8	SR10	18/10/2014 13:50	27.79	88.9	**5.89**	2.2	SR10	18/10/2014 19:50	27.77	81.8	**5.44**	2.0
SR10	18/10/2014 1:55	27.59	87.0	**5.79**	2.3	SR10	18/10/2014 7:55	27.55	85.2	**5.66**	2.3	SR10	18/10/2014 13:55	27.78	88.8	**5.89**	2.2	SR10	18/10/2014 19:55	27.75	81.0	**5.39**	1.7
SR10	18/10/2014 2:00	27.59	86.6	**5.76**	2.7	SR10	18/10/2014 8:00	27.55	85.6	**5.69**	2.1	SR10	18/10/2014 14:00	27.78	88.9	**5.89**	2.3	SR10	18/10/2014 20:00	27.74	81.3	**5.41**	2.2
SR10	18/10/2014 2:05	27.60	86.6	**5.76**	2.5	SR10	18/10/2014 8:05	27.54	85.0	**5.66**	2.1	SR10	18/10/2014 14:05	27.78	88.8	**5.89**	2.9	SR10	18/10/2014 20:05	27.75	81.7	**5.43**	1.5
SR10	18/10/2014 2:10	27.60	85.7	**5.70**	2.7	SR10	18/10/2014 8:10	27.55	85.2	**5.67**	3.1	SR10	18/10/2014 14:10	27.81	89.4	**5.93**	2.9	SR10	18/10/2014 20:10	27.75	84.4	**5.61**	1.3
SR10	18/10/2014 2:15	27.61	86.6	**5.76**	3.0	SR10	18/10/2014 8:15	27.55	84.3	**5.61**	2.4	SR10	18/10/2014 14:15	27.80	89.2	**5.91**	2.7	SR10	18/10/2014 20:15	27.77	87.6	**5.83**	1.3
SR10	18/10/2014 2:20	27.61	86.4	**5.75**	2.6	SR10	18/10/2014 8:20	27.53	83.6	**5.56**	2.5	SR10	18/10/2014 14:20	27.78	89.1	**5.91**	2.0	SR10	18/10/2014 20:20	27.76	86.0	**5.72**	1.8
SR10	18/10/2014 2:25	27.61	86.3	**5.74**	2.8	SR10	18/10/2014 8:25	27.54	84.6	**5.63**	4.4	SR10	18/10/2014 14:25	27.83	89.6	**5.94**	2.7	SR10	18/10/2014 20:25	27.77	86.2	**5.73**	1.9
SR10	18/10/2014 2:30	27.61	85.7	**5.70**	3.0	SR10	18/10/2014 8:30	27.54	84.7	**5.63**	2.5	SR10	18/10/2014 14:30	27.81	89.3	**5.92**	2.0	SR10	18/10/2014 20:30	27.76	85.3	**5.67**	1.9
SR10	18/10/2014 2:35	27.61	85.9	**5.71**	2.7	SR10	18/10/2014 8:35	27.54	84.5	**5.62**	3.3	SR10	18/10/2014 14:35	27.84	90.1	5.97	2.4	SR10	18/10/2014 20:35	27.76	87.1	**5.79**	1.9
SR10	18/10/2014 2:40	27.60	85.2	**5.66**	2.8	SR10	18/10/2014 8:40	27.53	84.1	**5.60**	2.7	SR10	18/10/2014 14:40	27.95	92.5	6.12	1.8	SR10	18/10/2014 20:40	27.75	86.3	**5.74**	1.8
SR10	18/10/2014 2:45	27.60	85.3	**5.67**	3.0	SR10	18/10/2014 8:45	27.53	84.2	**5.61**	3.2	SR10	18/10/2014 14:45	27.92	90.4	5.98	2.4	SR10	18/10/2014 20:45	27.76	84.3	**5.60**	1.7
SR10	18/10/2014 2:50	27.61	85.6	**5.69**	2.6	SR10	18/10/2014 8:50	27.53	84.3	**5.62**	3.2	SR10	18/10/2014 14:50	27.88	88.7	**5.88**	2.2	SR10	18/10/2014 20:50	27.75	86.7	**5.77**	1.9
SR10	18/10/2014 2:55	27.59	85.3	**5.67**	2.8	SR10	18/10/2014 8:55	27.52	84.3	**5.62**	3.5	SR10	18/10/2014 14:55	27.89	88.4	**5.85**	1.7	SR10	18/10/2014 20:55	27.75	84.6	**5.63**	1.7
SR10	18/10/2014 3:00	27.61	86.1	**5.72**	2.5	SR10	18/10/2014 9:00	27.52	83.8	**5.58**	3.1	SR10	18/10/2014 15:00	27.92	90.9	6.02	1.2	SR10	18/10/2014 21:00	27.74	84.3	**5.61**	1.8
SR10	18/10/2014 3:05	27.62	85.8	**5.70**	2.5	SR10	18/10/2014 9:05	27.54	84.8	**5.65**	2.9	SR10	18/10/2014 15:05	27.94	90.2	5.97	1.1	SR10	18/10/2014 21:05	27.74	85.1	**5.66**	1.8
SR10	18/10/2014 3:10	27.60	85.2	**5.67**	2.6	SR10	18/10/2014 9:10	27.56	85.6	**5.70**	2.3	SR10	18/10/2014 15:10	27.96	90.5	5.99	1.2	SR10	18/10/2014 21:10	27.73	85.4	**5.68**	1.6
SR10	18/10/2014 3:15	27.61	84.3	**5.60**	2.4	SR10	18/10/2014 9:15	27.57	86.5	**5.76**	3.1	SR10	18/10/2014 15:15	27.94	88.1	**5.83**	1.2	SR10	18/10/2014 21:15	27.73	84.2	**5.60**	1.9
SR10	18/10/2014 3:20	27.62	84.7	**5.63**	2.5	SR10	18/10/2014 9:20	27.55	86.1	**5.73**	2.0	SR10	18/10/2014 15:20	27.95	90.1	5.97	0.8	SR10	18/10/2014 21:20	27.72	86.2	**5.74**	1.9
SR10	18/10/2014 3:25	27.61	83.7	**5.57**	2.3	SR10	18/10/2014 9:25	27.58	88.2	**5.87**	1.8	SR10	18/10/2014 15:25	27.93	90.1	5.97	1.0	SR10	18/10/2014 21:25	27.70	87.1	**5.80**	2.0
SR10	18/10/2014 3:30	27.63	85.6	**5.69**	2.6	SR10	18/10/2014 9:30	27.59	88.2	**5.87**	2.0	SR10	18/10/2014 15:30	27.92	88.7	**5.87**	0.9	SR10	18/10/2014 21:30	27.72	86.7	**5.77**	1.8
SR10	18/10/2014 3:35	27.60	84.2	**5.60**	2.1	SR10	18/10/2014 9:35	27.58	88.2	**5.87**	1.9	SR10	18/10/2014 15:35	27.91	87.7	**5.81**	1.1	SR10	18/10/2014 21:35	27.71	84.8	**5.64**	1.8
SR10	18/10/2014 3:40	27.60	84.5	**5.62**	2.1	SR10	18/10/2014 9:40	27.58	88.4	**5.88**	1.9	SR10	18/10/2014 15:40	27.91	88.3	**5.85**	0.9	SR10	18/10/2014 21:40	27.69	85.4	**5.69**	1.9
SR10	18/10/2014 3:45	27.63	85.3	**5.67**	2.3	SR10	18/10/2014 9:45	27.59	88.4	**5.89**	2.0	SR10	18/10/2014 15:45	27.90	87.9	**5.83**	0.9	SR10	18/10/2014 21:45	27.70	85.3	**5.68**	2.3
SR10	18/10/2014 3:50	27.63	84.8	**5.64**	2.7	SR10	18/10/2014 9:50	27.59	88.4	**5.88**	3.3	SR10	18/10/2014 15:50	27.91	87.8	**5.82**	1.1	SR10	18/10/2014 21:50	27.70	85.7	**5.71**	2.3
SR10	18/10/2014 3:55	27.62	84.4	**5.61**	2.3	SR10	18/10/2014 9:55	27.59	88.4	**5.88**	2.0	SR10	18/10/2014 15:55	27.91	88.0	**5.83**	1.2	SR10	18/10/2014 21:55	27.71	87.1	**5.80**	2.3
SR10	18/10/2014 4:00	27.62	84.1	**5.59**	2.0	SR10	18/10/2014 10:00	27.60	88.1	**5.86**	1.6	SR10	18/10/2014 16:00	27.90	88.0	**5.83**	1.3	SR10	18/10/2014 22:00	27.69	86.1	**5.74**	2.3
SR10	18/10/2014 4:05	27.59	84.0	**5.59**	2.3	SR10	18/10/2014 10:05	27.60	88.1	**5.86**	2.4	SR10	18/10/2014 16:05	27.90	87.5	**5.80**	1.3	SR10	18/10/2014 22:05	27.70	83.8	**5.58**	2.7
SR10	18/10/2014 4:10	27.61	84.2	**5.60**	2.1	SR10	18/10/2014 10:10	27.61	88.4	**5.88**	2.3	SR10	18/10/2014 16:10	27.90	87.1	**5.78**	0.8	SR10	18/10/2014 22:10	27.70	84.7	**5.64**	2.4
SR10	18/10/2014 4:15	27.59	84.0	**5.59**	2.2	SR10	18/10/2014 10:15	27.60	88.1	**5.86**	1.9	SR10	18/10/2014 16:15	27.90	87.0	**5.77**	0.9	SR10	18/10/2014 22:15	27.69	84.5	**5.62**	2.3
SR10	18/10/2014 4:20	27.60	84.1	**5.59**	2.3	SR10	18/10/2014 10:20	27.61	88.6	**5.89**	2.0	SR10	18/10/2014 16:20	27.90	87.8	**5.82**	0.8	SR10	18/10/2014 22:20	27.69	84.6	**5.63**	2.5
SR10	18/10/2014 4:25	27.61	84.0	**5.59**	2.1	SR10	18/10/2014 10:25	27.61	88.0	**5.86**	2.1	SR10	18/10/2014 16:25	27.90	87.5	**5.80**	0.8	SR10	18/10/2014 22:25	27.70	83.8	**5.58**	2.7
SR10	18/10/2014 4:30	27.60	83.9	**5.58**	2.4	SR10	18/10/2014 10:30	27.61	88.2	**5.87**	2.0	SR10	18/10/2014 16:30	27.90	85.8	**5.69**	0.8	SR10	18/10/2014 22:30	27.70	84.3	**5.62**	2.4
SR10	18/10/2014 4:35	27.60	83.0	**5.52**	2.3	SR10	18/10/2014 10:35	27.62	88.6	**5.90**	1.7	SR10	18/10/2014 16:35	27.90	85.8	**5.69**	1.1	SR10	18/10/2014 22:35	27.69	84.0	**5.59**	2.5
SR10	18/10/2014 4:40	27.59	83.6	**5.56**	2.7	SR10	18/10/2014 10:40	27.62	88.6	**5.89**	2.6	SR10	18/10/2014 16:40	27.89	85.8	**5.69**	1.2	SR10	18/10/2014 22:40	27.69	85.4	**5.69**	2.5
SR10	18/10/2014 4:45	27.59	83.4	**5.55**	2.4	SR10	18/10/2014 10:45	27.63	88.6	**5.89**	1.7	SR10	18/10/2014 16:45	27.90	86.4	**5.73**	0.8	SR10	18/10/2014 22:45	27.66	85.1	**5.67**	2.5
SR10	18/10/2014 4:50	27.59	83.1	**5.52**	2.1	SR10	18/10/2014 10:50	27.62	88.3	**5.87**	1.8	SR10	18/10/2014 16:50	27.90	86.9	**5.76**	0.8	SR10	18/10/2014 22:50	27.67	84.8	**5.65**	2.3
SR10	18/10/2014 4:55	27.59	83.2	**5.53**	2.7	SR10	18/10/2014 10:55	27.62	87.7	**5.84**	1.9	SR10	18/10/2014 16:55	27.90	87.6	**5.81**	1.1	SR10	18/10/2014 22:55	27.66	85.3	**5.68**	2.3
SR10	18/10/2014 5:00	27.59	82.4	**5.48**	2.1	SR10	18/10/2014 11:00	27.62	87.8	**5.84**	2.0	SR10	18/10/2014 17:00	27.89	88.2	**5.85**	0.6	SR10	18/10/2014 23:00	27.67	84.5	**5.63**	2.2
SR10	18/10/2014 5:05	27.59	82.0	**5.46**	2.4	SR10	18/10/2014 11:05	27.62	87.7	**5.83**	1.9	SR10	18/10/2014 17:05	27.89	88.8	**5.89**	0.5	SR10	18/10/2014 23:05	27.68	84.8	**5.65**	2.0
SR10	18/10/2014 5:10	27.60	82.0	**5.46**	3.0	SR10	18/10/2014 11:10	27.63	87.6	**5.82**	1.9	SR10	18/10/2014 17:10	27.90	88.9	**5.89**	0.6	SR10	18/10/2014 23:10	27.66	85.4	**5.69**	2.4
SR10	18/10/2014 5:15	27.59	81.1	**5.40**	2.0	SR10	18/10/2014 11:15	27.63	87.3	**5.80**	1.8	SR10	18/10/2014 17:15	27.90	88.2	**5.85**	2.0	SR10	18/10/2014 23:15	27.66	85.7	**5.71**	2.3
SR10	18/10/2014 5:20	27.59	80.5	**5.35**	2.1	SR10	18/10/2014 11:20	27.64	87.3	**5.80**	2.2	SR10	18/10/2014 17:20	27.89	89.6	**5.94**	1.1	SR10	18/10/2014 23:20	27.67	85.5	**5.70**	2.3
SR10	18/10/2014 5:25	27.59	82.2	**5.47**	2.3	SR10	18/10/2014 11:25	27.65	87.8	**5.84**	1.8	SR10	18/10/2014 17:25	27.90	88.1	**5.84**	1.0	SR10	18/10/2014 23:25	27.67	86.3	**5.75**	2.4
SR10	18/10/2014 5:30	27.56	81.8	**5.44**	2.4	SR10	18/10/2014 11:30	27.72	89.2	**5.93**	1.8	SR10	18/10/2014 17:30	27.89	88.7	**5.88**	1.4	SR10	18/10/2014 23:30	27.66	86.0	**5.73**	2.5
SR10	18/10/2014 5:35	27.58	82.6	**5.50**	2.6	SR10	18/10/2014 11:35	27.71	88.8	**5.91**	1.6	SR10	18/10/2014 17:35	27.88	89.6	**5.94**	1.9	SR10	18/10/2014 23:35	27.68	86.5	**5.76**	2.7
SR10	18/10/2014 5:40	27.59	83.7	**5.57**	2.4	SR10	18/10/2014 11:40	27.71	89.0	**5.92**	1.4	SR10	18/10/2014 17:40	27.88	89.0	**5.91**	1.0	SR10	18/10/2014 23:40	27.68	86.6	**5.77**	2.4
SR10	18/10/2014 5:45	27.58	83.7	**5.56**	2.1	SR10	18/10/2014 11:45	27.70	89.0	**5.92**	1.6	SR10	18/10/2014 17:45	27.86	88.9	**5.90**	1.0	SR10	18/10/2014 23:45	27.66	86.5	**5.76**	2.3
SR10	18/10/2014 5:50	27.59	82.8	**5.51**	2.3	SR10	18/10/2014 11:50	27.70	88.8	**5.91**	1.5	SR10	18/10/2014 17:50	27.86	87.8	**5.83**	0.9	SR10	18/10/2014 23:50	27.66	86.5	**5.76**	2.5
SR10	18/10/2014 5:55	27.58	82.9	**5.51**	2.3	SR10	18/10/2014 11:55	27.70	88.9	**5.91**	1.8	SR10	18/10/2014 17:55	27.86	89.0	**5.91**	0.9	SR10	18/10/2014 23:55	27.67	85.1	**5.67**	2.4

Station	Timestamp	Temp (° C)	DO (%)	DO (mg/L)	Tur (NTU)	Station	Timestamp	Temp (° C)	DO (%)	DO (mg/L)	Tur (NTU)	Station	Timestamp	Temp (° C)	DO (%)	DO (mg/L)	Tur (NTU)	Station	Timestamp	Temp (°C)	DO (%)	DO (mg/L)	Tur (NTU)
SR11	18/10/2014 0:00	27.48	76.7	**5.17**	3.4	SR11	18/10/2014 6:00	27.31	74.6	**5.04**	3.7	SR11	18/10/2014 12:00	27.29	79.9	**5.39**	2.8	SR11	18/10/2014 18:00	27.80	90.1	6.04	1.6
SR11	18/10/2014 0:05	27.42	76.7	**5.17**	2.3	SR11	18/10/2014 6:05	27.34	74.3	**5.01**	1.5	SR11	18/10/2014 12:05	27.27	81.1	**5.48**	2.8	SR11	18/10/2014 18:05	27.79	90.3	6.05	1.2
SR11	18/10/2014 0:10	27.47	75.3	**5.07**	3.1	SR11	18/10/2014 6:10	27.33	74.7	**5.05**	1.4	SR11	18/10/2014 12:10	27.27	81.4	**5.50**	3.7	SR11	18/10/2014 18:10	27.81	90.8	6.08	1.3
SR11	18/10/2014 0:15	27.44	75.3	**5.09**	2.7	SR11	18/10/2014 6:15	27.35	74.3	**5.01**	1.8	SR11	18/10/2014 12:15	27.27	80.7	**5.46**	2.2	SR11	18/10/2014 18:15	27.79	90.3	6.05	1.3
SR11	18/10/2014 0:20	27.48	74.8	**5.04**	3.0	SR11	18/10/2014 6:20	27.31	75.8	**5.13**	1.2	SR11	18/10/2014 12:20	27.27	80.8	**5.46**	2.3	SR11	18/10/2014 18:20	27.79	90.0	6.03	**15.2**
SR11	18/10/2014 0:25	27.42	74.5	**5.03**	2.3	SR11	18/10/2014 6:25	27.34	75.7	**5.12**	1.7	SR11	18/10/2014 12:25	27.26	80.6	**5.44**	1.9	SR11	18/10/2014 18:25	27.80	90.4	6.06	1.0
SR11	18/10/2014 0:30	27.43	73.5	**4.95**	2.7	SR11	18/10/2014 6:30	27.32	76.3	**5.16**	1.3	SR11	18/10/2014 12:30	27.27	80.6	**5.45**	2.3	SR11	18/10/2014 18:30	27.79	90.3	6.05	1.9
SR11	18/10/2014 0:35	27.40	73.9	**5.00**	2.9	SR11	18/10/2014 6:35	27.30	76.5	**5.17**	1.4	SR11	18/10/2014 12:35	27.28	79.9	**5.41**	2.2	SR11	18/10/2014 18:35	27.77	89.6	6.01	1.2
SR11	18/10/2014 0:40	27.40	74.0	**5.00**	2.5	SR11	18/10/2014 6:40	27.32	75.1	**5.07**	1.7	SR11	18/10/2014 12:40	27.29	80.3	**5.43**	1.8	SR11	18/10/2014 18:40	27.76	88.7	**5.94**	1.2
SR11	18/10/2014 0:45	27.37	74.2	**5.02**	2.2	SR11	18/10/2014 6:45	27.32	76.4	**5.17**	1.8	SR11	18/10/2014 12:45	27.27	81.0	**5.47**	1.9	SR11	18/10/2014 18:45	27.75	88.3	**5.92**	1.1
SR11	18/10/2014 0:50	27.40	74.3	**5.02**	2.5	SR11	18/10/2014 6:50	27.33	76.0	**5.14**	1.9	SR11	18/10/2014 12:50	27.28	80.5	**5.43**	1.6	SR11	18/10/2014 18:50	27.77	88.8	**5.96**	1.1
SR11	18/10/2014 0:55	27.39	74.1	**5.00**	2.1	SR11	18/10/2014 6:55	27.32	77.3	**5.22**	2.0	SR11	18/10/2014 12:55	27.28	81.0	**5.47**	2.4	SR11	18/10/2014 18:55	27.77	89.4	5.98	1.2
SR11	18/10/2014 1:00	27.36	74.3	**5.03**	1.9	SR11	18/10/2014 7:00	27.33	76.9	**5.19**	1.9	SR11	18/10/2014 13:00	27.27	81.6	**5.51**	2.5	SR11	18/10/2014 19:00	27.78	91.2	6.11	1.2
SR11	18/10/2014 1:05	27.31	75.9	**5.13**	1.4	SR11	18/10/2014 7:05	27.31	77.1	**5.21**	1.6	SR11	18/10/2014 13:05	27.29	81.6	**5.51**	1.9	SR11	18/10/2014 19:05	27.74	88.6	**5.94**	2.2
SR11	18/10/2014 1:10	27.30	76.4	**5.17**	1.4	SR11	18/10/2014 7:10	27.32	76.8	**5.18**	2.0	SR11	18/10/2014 13:10	27.30	81.2	**5.48**	2.4	SR11	18/10/2014 19:10	27.73	88.0	**5.91**	1.1
SR11	18/10/2014 1:15	27.29	76.6	**5.19**	1.4	SR11	18/10/2014 7:15	27.33	75.8	**5.12**	3.1	SR11	18/10/2014 13:15	27.32	79.9	**5.39**	1.7	SR11	18/10/2014 19:15	27.74	88.8	**5.95**	1.2
SR11	18/10/2014 1:20	27.30	76.3	**5.16**	1.2	SR11	18/10/2014 7:20	27.30	76.4	**5.15**	1.8	SR11	18/10/2014 13:20	27.32	80.4	**5.43**	1.8	SR11	18/10/2014 19:20	27.74	88.8	**5.95**	1.3
SR11	18/10/2014 1:25	27.31	76.4	**5.17**	1.4	SR11	18/10/2014 7:25	27.31	74.3	**5.02**	1.9	SR11	18/10/2014 13:25	27.34	80.6	**5.44**	1.8	SR11	18/10/2014 19:25	27.74	88.4	**5.93**	2.0
SR11	18/10/2014 1:30	27.32	75.9	**5.13**	1.5	SR11	18/10/2014 7:30	27.31	74.8	**5.06**	2.1	SR11	18/10/2014 13:30	27.35	81.6	**5.50**	1.6	SR11	18/10/2014 19:30	27.73	89.1	5.98	1.3
SR11	18/10/2014 1:35	27.28	76.7	**5.19**	1.3	SR11	18/10/2014 7:35	27.31	74.5	**5.03**	1.7	SR11	18/10/2014 13:35	27.35	81.6	**5.51**	1.7	SR11	18/10/2014 19:35	27.74	90.7	6.08	1.1
SR11	18/10/2014 1:40	27.28	77.0	**5.21**	1.5	SR11	18/10/2014 7:40	27.32	74.7	**5.04**	2.2	SR11	18/10/2014 13:40	27.36	82.4	**5.56**	1.8	SR11	18/10/2014 19:40	27.74	90.2	6.05	1.2
SR11	18/10/2014 1:45	27.29	76.7	**5.19**	1.5	SR11	18/10/2014 7:45	27.32	75.0	**5.07**	2.3	SR11	18/10/2014 13:45	27.39	84.3	**5.69**	2.1	SR11	18/10/2014 19:45	27.72	90.2	6.05	1.3
SR11	18/10/2014 1:50	27.29	76.5	**5.17**	2.1	SR11	18/10/2014 7:50	27.32	76.1	**5.14**	2.6	SR11	18/10/2014 13:50	27.40	84.3	**5.68**	1.7	SR11	18/10/2014 19:50	27.72	88.7	**5.95**	1.4
SR11	18/10/2014 1:55	27.30	76.5	**5.17**	1.4	SR11	18/10/2014 7:55	27.31	75.4	**5.09**	2.2	SR11	18/10/2014 13:55	27.41	85.9	**5.80**	1.4	SR11	18/10/2014 19:55	27.71	88.3	**5.92**	1.0
SR11	18/10/2014 2:00	27.30	76.7	**5.18**	1.5	SR11	18/10/2014 8:00	27.33	75.5	**5.10**	2.7	SR11	18/10/2014 14:00	27.41	86.1	**5.81**	1.6	SR11	18/10/2014 20:00	27.69	86.2	**5.78**	1.3
SR11	18/10/2014 2:05	27.32	75.7	**5.12**	1.4	SR11	18/10/2014 8:05	27.31	74.8	**5.05**	3.1	SR11	18/10/2014 14:05	27.42	85.9	**5.79**	1.7	SR11	18/10/2014 20:05	27.69	86.4	**5.80**	1.1
SR11	18/10/2014 2:10	27.30	76.0	**5.14**	1.3	SR11	18/10/2014 8:10	27.30	75.9	**5.13**	2.2	SR11	18/10/2014 14:10	27.42	83.7	**5.65**	1.9	SR11	18/10/2014 20:10	27.69	85.9	**5.76**	2.7
SR11	18/10/2014 2:15	27.38	73.6	**4.98**	1.8	SR11	18/10/2014 8:15	27.32	74.3	**5.02**	2.5	SR11	18/10/2014 14:15	27.42	84.8	**5.72**	1.3	SR11	18/10/2014 20:15	27.67	85.0	**5.71**	1.2
SR11	18/10/2014 2:20	27.35	74.4	**5.03**	1.8	SR11	18/10/2014 8:20	27.31	75.4	**5.10**	2.3	SR11	18/10/2014 14:20	27.39	82.8	**5.59**	2.0	SR11	18/10/2014 20:20	27.67	84.6	**5.69**	1.2
SR11	18/10/2014 2:25	27.36	74.6	**5.05**	1.6	SR11	18/10/2014 8:25	27.30	76.1	**5.14**	2.2	SR11	18/10/2014 14:25	27.43	84.2	**5.68**	1.4	SR11	18/10/2014 20:25	27.64	84.6	**5.69**	1.0
SR11	18/10/2014 2:30	27.34	74.7	**5.06**	1.4	SR11	18/10/2014 8:30	27.31	75.2	**5.08**	2.6	SR11	18/10/2014 14:30	27.42	84.6	**5.70**	1.4	SR11	18/10/2014 20:30	27.64	83.4	**5.61**	1.0
SR11	18/10/2014 2:35	27.32	75.3	**5.08**	1.4	SR11	18/10/2014 8:35	27.30	75.6	**5.11**	2.3	SR11	18/10/2014 14:35	27.43	85.0	**5.73**	1.8	SR11	18/10/2014 20:35	27.64	84.3	**5.67**	1.4
SR11	18/10/2014 2:40	27.33	75.6	**5.11**	2.1	SR11	18/10/2014 8:40	27.31	75.0	**5.06**	3.2	SR11	18/10/2014 14:40	27.44	85.3	**5.75**	1.5	SR11	18/10/2014 20:40	27.62	83.7	**5.63**	0.9
SR11	18/10/2014 2:45	27.37	70.9	**4.78**	3.3	SR11	18/10/2014 8:45	27.31	74.6	**5.04**	3.7	SR11	18/10/2014 14:45	27.65	87.3	**5.87**	1.8	SR11	18/10/2014 20:45	27.62	83.1	**5.59**	1.1
SR11	18/10/2014 2:50	27.33	73.4	**4.96**	0.9	SR11	18/10/2014 8:50	27.31	75.7	**5.12**	3.2	SR11	18/10/2014 14:50	27.80	91.6	6.13	1.9	SR11	18/10/2014 20:50	27.61	82.3	**5.54**	0.7
SR11	18/10/2014 2:55	27.35	74.4	**5.02**	1.4	SR11	18/10/2014 8:55	27.32	77.0	**5.21**	3.3	SR11	18/10/2014 14:55	27.77	91.4	6.13	2.0	SR11	18/10/2014 20:55	27.61	82.7	**5.57**	0.7
SR11	18/10/2014 3:00	27.34	74.5	**5.03**	1.7	SR11	18/10/2014 9:00	27.31	76.6	**5.18**	3.1	SR11	18/10/2014 15:00	27.75	90.8	6.08	1.9	SR11	18/10/2014 21:00	27.61	83.3	**5.59**	1.0
SR11	18/10/2014 3:05	27.36	70.8	**4.77**	1.9	SR11	18/10/2014 9:05	27.31	76.4	**5.16**	4.3	SR11	18/10/2014 15:05	27.76	90.9	6.10	1.8	SR11	18/10/2014 21:05	27.60	82.2	**5.53**	0.8
SR11	18/10/2014 3:10	27.34	72.4	**4.88**	1.4	SR11	18/10/2014 9:10	27.31	74.7	**5.04**	3.3	SR11	18/10/2014 15:10	27.77	91.1	6.11	1.7	SR11	18/10/2014 21:10	27.60	82.0	**5.52**	0.9
SR11	18/10/2014 3:15	27.35	74.4	**5.02**	1.6	SR11	18/10/2014 9:15	27.31	74.6	**5.03**	3.5	SR11						SR11	18/10/2014 21:15	27.58	81.4	**5.46**	1.0
SR11	18/10/2014 3:20	27.34	74.2	**5.01**	1.1	SR11	18/10/2014 9:20	27.31	76.0	**5.13**	3.1	SR11						SR11	18/10/2014 21:20	27.59	82.4	**5.53**	1.0
SR11	18/10/2014 3:25	27.34	73.9	**4.99**	1.5	SR11	18/10/2014 9:25	27.31	74.7	**5.05**	3.3	SR11						SR11	18/10/2014 21:25	27.58	78.2	**5.25**	1.3
SR11	18/10/2014 3:30	27.35	73.8	**4.98**	1.5	SR11	18/10/2014 9:30	27.31	76.2	**5.15**	3.3	SR11						SR11	18/10/2014 21:30	27.59	80.2	**5.38**	1.0
SR11	18/10/2014 3:35	27.34	74.1	**5.00**	0.8	SR11	18/10/2014 9:35	27.30	78.4	**5.30**	3.9	SR11	18/10/2014 15:35	27.81	92.1	6.17	2.0	SR11	18/10/2014 21:35	27.59	83.5	**5.61**	0.9
SR11	18/10/2014 3:40	27.35	72.0	**4.86**	1.7	SR11	18/10/2014 9:40	27.31	76.5	**5.17**	4.1	SR11	18/10/2014 15:40	27.83	92.4	6.19	1.9	SR11	18/10/2014 21:40	27.58	78.8	**5.29**	0.9
SR11	18/10/2014 3:45	27.35	75.5	**5.10**	1.5	SR11	18/10/2014 9:45	27.31	77.6	**5.25**	3.6	SR11	18/10/2014 15:45	27.82	91.6	6.14	1.9	SR11	18/10/2014 21:45	27.58	84.3	**5.65**	0.9
SR11	18/10/2014 3:50	27.34	71.2	**4.81**	2.5	SR11	18/10/2014 9:50	27.31	77.9	**5.26**	3.1	SR11	18/10/2014 15:50	27.81	92.0	6.16	1.9	SR11	18/10/2014 21:50	27.58	84.6	**5.67**	0.7
SR11	18/10/2014 3:55	27.34	72.5	**4.90**	1.6	SR11	18/10/2014 9:55	27.31	78.0	**5.27**	3.6	SR11	18/10/2014 15:55	27.81	92.4	6.19	1.8	SR11	18/10/2014 21:55	27.58	83.5	**5.61**	0.8
SR11	18/10/2014 4:00	27.32	74.8	**5.06**	1.2	SR11	18/10/2014 10:00	27.31	77.7	**5.26**	3.1	SR11	18/10/2014 16:00	27.83	93.0	6.22	2.0	SR11	18/10/2014 22:00	27.57	83.1	**5.58**	0.6
SR11	18/10/2014 4:05	27.33	73.6	**4.97**	1.2	SR11	18/10/2014 10:05	27.31	77.9	**5.27**	3.6	SR11	18/10/2014 16:05	27.81	92.5	6.19	1.7	SR11	18/10/2014 22:05	27.57	82.4	**5.53**	1.0
SR11	18/10/2014 4:10	27.33	73.1	**4.94**	1.2	SR11	18/10/2014 10:10	27.31	77.6	**5.24**	3.4	SR11	18/10/2014 16:10	27.84	93.6	6.27	2.0	SR11	18/10/2014 22:10	27.57	82.6	**5.54**	0.5
SR11	18/10/2014 4:15	27.34	75.1	**5.07**	1.2	SR11	18/10/2014 10:15	27.31	78.3	**5.29**	3.2	SR11	18/10/2014 16:15	27.85	93.4	6.25	1.7	SR11	18/10/2014 22:15	27.55	79.6	**5.36**	0.6
SR11	18/10/2014 4:20	27.35	75.5	**5.10**	1.1	SR11	18/10/2014 10:20	27.31	77.6	**5.24**	2.7	SR11	18/10/2014 16:20	27.80	91.4	6.11	1.6	SR11	18/10/2014 22:20	27.58	83.3	**5.61**	0.6
SR11	18/10/2014 4:25	27.33	74.5	**5.04**	1.4	SR11	18/10/2014 10:25	27.31	77.5	**5.24**	3.0	SR11	18/10/2014 16:25	27.83	93.4	6.26	2.0	SR11	18/10/2014 22:25	27.59	84.5	**5.68**	0.8
SR11	18/10/2014 4:30	27.34	76.0	**5.15**	1.2	SR11	18/10/2014 10:30	27.31	77.5	**5.24**	3.4	SR11	18/10/2014 16:30	27.82	93.3	6.25	1.7	SR11	18/10/2014 22:30	27.57	83.2	**5.59**	0.5
SR11	18/10/2014 4:35	27.34	76.6	**5.17**	1.7	SR11	18/10/2014 10:35	27.30	78.0	**5.27**	3.5	SR11	18/10/2014 16:35	27.80	90.7	6.07	1.7	SR11	18/10/2014 22:35	27.58	83.7	**5.62**	0.7
SR11	18/10/2014 4:40	27.34	76.0	**5.13**	1.2	SR11	18/10/2014 10:40	27.32	76.7	**5.18**	3.9	SR11	18/10/2014 16:40	27.84	91.9	6.15	3.4	SR11	18/10/2014 22:40	27.59	84.4	**5.67**	1.0
SR11	18/10/2014 4:45	27.34	76.8	**5.19**	1.2	SR11	18/10/2014 10:45	27.32	77.2	**5.22**	2.9	SR11	18/10/2014 16:45	27.84	92.1	6.17	1.4	SR11	18/10/2014 22:45	27.58	84.6	**5.69**	0.9
SR11	18/10/2014 4:50	27.34	76.2	**5.15**	1.0	SR11	18/10/2014 10:50	27.31	77.5	**5.23**	2.7	SR11	18/10/2014 16:50	27.87	93.0	6.22	1.2	SR11	18/10/2014 22:50	27.59	85.8	**5.77**	1.1
SR11	18/10/2014 4:55	27.34	76.9	**5.20**	0.9	SR11	18/10/2014 10:55	27.32	76.7	**5.17**	2.9	SR11	18/10/2014 16:55	27.86	92.0	6.15	1.3	SR11	18/10/2014 22:55	27.57	84.2	**5.67**	0.9
SR11	18/10/2014 5:00	27.32	71.3	**4.82**	1.7	SR11	18/10/2014 11:00	27.32	77.4	**5.22**	3.7	SR11	18/10/2014 17:00	27.86	91.2	6.10	1.2	SR11	18/10/2014 23:00	27.59	85.3	**5.73**	1.4
SR11	18/10/2014 5:05	27.34	76.6	**5.18**	1.0	SR11	18/10/2014 11:05	27.32	77.2	**5.21**	3.1	SR11	18/10/2014 17:05	27.86	92.7	6.19	1.4	SR11	18/10/2014 23:05	27.54	82.0	**5.52**	0.9
SR11	18/10/2014 5:10	27.34	74.8	**5.05**	1.5	SR11	18/10/2014 11:10	27.33	76.7	**5.18**	3.3	SR11	18/10/2014 17:10	27.85	91.8	6.14	1.2	SR11	18/10/2014 23:10	27.54	82.5	**5.55**	0.8
SR11	18/10/2014 5:15	27.33	76.1	**5.14**	1.1	SR11	18/10/2014 11:15	27.33	76.2	**5.15**	4.0	SR11	18/10/2014 17:15	27.84	92.1	6.16	1.1	SR11	18/10/2014 23:15	27.54	81.9	**5.51**	1.1
SR11	18/10/2014 5:20	27.33	73.5	**4.96**	2.0	SR11	18/10/2014 11:20	27.33	76.3	**5.15**	3.2	SR11	18/10/2014 17:20	27.86	90.1	6.02	1.3	SR11	18/10/2014 23:20	27.53	81.0	**5.44**	1.3
SR11	18/10/2014 5:25	27.32	75.6	**5.11**	1.2	SR11	18/10/2014 11:25	27.32	77.1	**5.21**	3.1	SR11	18/10/2014 17:25	27.86	92.7	6.20	1.4	SR11	18/10/2014 23:25	27.56	83.9	**5.65**	1.2
SR11	18/10/2014 5:30	27.35	72.9	**4.92**	1.6	SR11	18/10/2014 11:30	27.32	78.1	**5.28**	2.5	SR11	18/10/2014 17:30	27.84	90.3	6.05	1.2	SR11	18/10/2014 23:30	27.53	81.8	**5.50**	1.1
SR11	18/10/2014 5:35	27.32	73.6	**4.97**	1.7	SR11	18/10/2014 11:35	27.33	75.6	**5.11**	2.7	SR11	18/10/2014 17:35	27.84	91.4	6.12	1.3	SR11	18/10/2014 23:35	27.55	82.4	**5.54**	1.1
SR11	18/10/2014 5:40	27.30	74.8	**5.06**	0.9	SR11	18/10/2014 11:40	27.32	77.3	**5.22**	2.5	SR11	18/10/2014 17:40	27.83	90.8	6.08	1.1	SR11	18/10/2014 23:40	27.54	82.9	**5.57**	1.1
SR11	18/10/2014 5:45	27.35	72.7	**4.91**	1.7	SR11	18/10/2014 11:45	27.32	76.2	**5.14**	2.8	SR11	18/10/2014 17:45	27.84	91.4	6.12	1.1	SR11	18/10/2014 23:45	27.50	80.4	**5.41**	1.1
SR11	18/10/2014 5:50	27.34	73.4	**4.95**	1.9	SR11	18/10/2014 11:50	27.29	79.3	**5.35**	2.4	SR11	18/10/2014 17:50	27.81	90.3	6.05	1.2	SR11	18/10/2014 23:50	27.46	78.3	**5.28**	1.4
SR11	18/10/2014 5:55	27.34	74.5	**5.03**	1.7	SR11	18/10/2014 11:55	27.30	77.0	**5.20**	2.7	SR11	18/10/2014 17:55	27.82	91.1	6.10	1.3	SR11	18/10/2014 23:55	27.45	76.8	**5.18**	1.5

Station	Timestamp	Temp (° C)	DO (%)	DO (mg/L)	Tur (NTU)	Station	Timestamp	Temp (° C)	DO (%)	DO (mg/L)	Tur (NTU)	Station	Timestamp	Temp (° C)	DO (%)	DO (mg/L)	Tur (NTU)	Station	Timestamp	Temp (°C)	DO (%)	DO (mg/L)	Tur (NTU)
SR12	18/10/2014 0:01	28.04	68.3	4.46	3.5	SR12	18/10/2014 6:01	27.97	67.9	4.44	2.7	SR12	18/10/2014 12:01	28.00	74.2	4.84	7.6	SR12	18/10/2014 18:01	28.00	71.2	4.65	4.0
SR12	18/10/2014 0:06	28.04	68.8	4.49	4.2	SR12	18/10/2014 6:06	27.97	68.7	4.49	2.5	SR12	18/10/2014 12:06	28.00	74.3	4.85	5.2	SR12	18/10/2014 18:06	27.98	71.6	4.68	4.6
SR12	18/10/2014 0:11	28.04	70.4	4.60	4.0	SR12	18/10/2014 6:11	27.96	68.6	4.49	2.8	SR12	18/10/2014 12:11	28.00	74.3	4.85	5.4	SR12	18/10/2014 18:11	27.98	71.0	4.64	4.3
SR12	18/10/2014 0:16	28.04	69.7	4.55	4.3	SR12	18/10/2014 6:16	27.96	69.5	4.55	2.8	SR12	18/10/2014 12:16	28.00	74.2	4.84	7.3	SR12	18/10/2014 18:16	27.98	70.7	4.62	4.8
SR12	18/10/2014 0:21	28.04	69.7	4.55	4.5	SR12	18/10/2014 6:21	27.96	69.0	4.51	2.9	SR12	18/10/2014 12:21	28.02	74.7	4.87	5.4	SR12	18/10/2014 18:21	28.00	69.7	4.55	5.2
SR12	18/10/2014 0:26	28.04	68.0	4.44	3.3	SR12	18/10/2014 6:26	27.96	69.9	4.57	3.1	SR12	18/10/2014 12:26	28.03	74.5	4.87	5.0	SR12	18/10/2014 18:26	28.00	69.8	4.56	5.3
SR12	18/10/2014 0:31	28.04	68.9	4.50	3.9	SR12	18/10/2014 6:31	27.96	69.1	4.52	2.8	SR12	18/10/2014 12:31	28.03	74.4	4.85	6.4	SR12	18/10/2014 18:31	28.00	69.2	4.52	5.1
SR12	18/10/2014 0:36	28.04	67.8	4.43	4.1	SR12	18/10/2014 6:36	27.94	68.2	4.46	2.7	SR12	18/10/2014 12:36	28.03	74.3	4.85	5.2	SR12	18/10/2014 18:36	28.00	70.4	4.60	6.8
SR12	18/10/2014 0:41	28.04	66.9	4.37	3.5	SR12	18/10/2014 6:41	27.94	68.9	4.51	2.9	SR12	18/10/2014 12:41	28.03	73.3	4.79	4.7	SR12	18/10/2014 18:41	28.00	70.7	4.62	5.2
SR12	18/10/2014 0:46	28.04	67.0	4.38	3.9	SR12	18/10/2014 6:46	27.95	67.9	4.44	2.9	SR12	18/10/2014 12:46	28.03	72.5	4.73	4.5	SR12	18/10/2014 18:46	28.00	70.5	4.60	5.1
SR12	18/10/2014 0:51	28.04	68.0	4.44	3.3	SR12	18/10/2014 6:51	27.94	68.3	4.47	3.3	SR12	18/10/2014 12:51	28.05	74.3	4.85	4.4	SR12	18/10/2014 18:51	27.99	69.8	4.56	4.9
SR12	18/10/2014 0:56	28.04	67.6	4.42	3.5	SR12	18/10/2014 6:56	27.93	68.1	4.45	2.8	SR12	18/10/2014 12:56	28.07	75.5	4.93	4.7	SR12	18/10/2014 18:56	27.99	70.8	4.62	6.7
SR12	18/10/2014 1:01	28.04	68.2	4.46	4.5	SR12	18/10/2014 7:01	27.93	67.4	4.41	2.5	SR12	18/10/2014 13:01	28.07	74.9	4.89	3.9	SR12	18/10/2014 19:01	27.99	70.8	4.62	6.9
SR12	18/10/2014 1:06	28.04	67.7	4.42	4.9	SR12	18/10/2014 7:06	27.94	66.8	4.37	3.1	SR12	18/10/2014 13:06	28.07	74.4	4.85	4.4	SR12	18/10/2014 19:06	28.00	70.7	4.62	5.5
SR12	18/10/2014 1:11	28.04	66.6	4.35	4.2	SR12	18/10/2014 7:11	27.85	67.5	4.42	5.0	SR12	18/10/2014 13:11	28.06	74.3	4.85	3.9	SR12	18/10/2014 19:11	28.00	70.6	4.61	5.7
SR12	18/10/2014 1:16	28.04	66.7	4.35	3.5	SR12	18/10/2014 7:16	27.86	68.1	4.46	4.4	SR12	18/10/2014 13:16	28.03	74.6	4.87	3.7	SR12	18/10/2014 19:16	28.00	69.7	4.55	6.1
SR12	18/10/2014 1:21	28.03	68.1	4.45	4.3	SR12	18/10/2014 7:21	27.88	67.6	4.43	2.8	SR12	18/10/2014 13:21	28.03	74.6	4.87	3.6	SR12	18/10/2014 19:21	28.01	68.2	4.45	4.5
SR12	18/10/2014 1:26	28.03	68.9	4.50	3.4	SR12	18/10/2014 7:26	27.80	67.2	4.41	2.9	SR12	18/10/2014 13:26	28.03	74.8	4.88	3.6	SR12	18/10/2014 19:26	28.01	68.2	4.45	5.2
SR12	18/10/2014 1:31	28.03	68.8	4.50	3.4	SR12	18/10/2014 7:31	27.83	66.8	4.38	3.6	SR12	18/10/2014 13:31	28.16	72.6	4.73	3.2	SR12	18/10/2014 19:31	28.01	68.8	4.49	6.2
SR12	18/10/2014 1:36	28.03	68.6	4.48	3.7	SR12	18/10/2014 7:36	27.87	67.0	4.39	3.7	SR12	18/10/2014 13:36	28.20	71.8	4.68	3.3	SR12	18/10/2014 19:36	28.01	67.6	4.41	4.3
SR12	18/10/2014 1:41	28.03	66.6	4.35	3.7	SR12	18/10/2014 7:41	27.88	66.9	4.38	3.6	SR12	18/10/2014 13:41	28.17	72.0	4.69	3.4	SR12	18/10/2014 19:41	28.01	67.8	4.43	4.4
SR12	18/10/2014 1:46	28.03	65.9	4.31	**12.1**	SR12	18/10/2014 7:46	27.88	66.9	4.38	3.2	SR12	18/10/2014 13:46	28.18	71.4	4.65	3.2	SR12	18/10/2014 19:46	28.01	67.4	4.40	4.9
SR12	18/10/2014 1:51	28.03	66.5	4.35	4.9	SR12	18/10/2014 7:51	27.89	66.7	4.37	4.6	SR12	18/10/2014 13:51	28.18	71.2	4.64	3.1	SR12	18/10/2014 19:51	28.01	67.7	4.42	4.3
SR12	18/10/2014 1:56	28.03	66.7	4.35	3.7	SR12	18/10/2014 7:56	27.91	66.6	4.36	4.7	SR12	18/10/2014 13:56	28.18	71.2	4.64	3.1	SR12	18/10/2014 19:56	28.01	67.7	4.42	5.7
SR12	18/10/2014 2:01	28.03	67.5	4.41	3.7	SR12	18/10/2014 8:01	27.92	66.3	4.34	4.8	SR12	18/10/2014 14:01	28.16	71.1	4.64	3.1	SR12	18/10/2014 20:01	28.01	68.3	4.46	4.8
SR12	18/10/2014 2:06	28.03	66.0	4.31	3.6	SR12	18/10/2014 8:06	27.93	66.7	4.36	5.2	SR12	18/10/2014 14:06	28.13	70.7	4.61	3.1	SR12	18/10/2014 20:06	28.01	68.9	4.50	5.1
SR12	18/10/2014 2:11	28.03	65.9	4.30	3.5	SR12	18/10/2014 8:11	27.94	67.1	4.39	4.6	SR12	18/10/2014 14:11	28.11	71.4	4.66	4.7	SR12	18/10/2014 20:11	28.01	68.2	4.46	4.6
SR12	18/10/2014 2:16	28.03	66.3	4.33	3.5	SR12	18/10/2014 8:16	27.95	66.8	4.37	4.5	SR12	18/10/2014 14:16	28.10	71.5	4.67	4.0	SR12	18/10/2014 20:16	28.01	68.1	4.45	5.1
SR12	18/10/2014 2:21	28.03	68.4	4.47	3.7	SR12	18/10/2014 8:21	27.95	67.2	4.40	4.1	SR12	18/10/2014 14:21	28.10	71.6	4.67	3.7	SR12	18/10/2014 20:21	28.01	69.0	4.50	5.6
SR12	18/10/2014 2:26	28.03	65.6	4.28	3.1	SR12	18/10/2014 8:26	27.95	66.8	4.37	4.8	SR12	18/10/2014 14:26	28.09	71.5	4.66	4.1	SR12	18/10/2014 20:26	28.01	68.4	4.47	6.4
SR12	18/10/2014 2:31	28.03	65.6	4.28	3.3	SR12	18/10/2014 8:31	27.95	66.9	4.38	4.8	SR12	18/10/2014 14:31	28.08	71.2	4.65	3.0	SR12	18/10/2014 20:31	28.01	69.1	4.51	6.1
SR12	18/10/2014 2:36	28.03	66.0	4.31	3.5	SR12	18/10/2014 8:36	27.95	67.4	4.41	4.9	SR12	18/10/2014 14:36	28.07	71.8	4.69	3.8	SR12	18/10/2014 20:36	28.01	68.8	4.49	5.4
SR12	18/10/2014 2:41	28.03	65.7	4.29	3.5	SR12	18/10/2014 8:41	27.95	67.7	4.43	3.8	SR12	18/10/2014 14:41	28.07	71.9	4.69	3.9	SR12	18/10/2014 20:41	28.00	68.7	4.49	5.6
SR12	18/10/2014 2:46	28.03	65.5	4.28	3.0	SR12	18/10/2014 8:46	27.94	68.0	4.45	4.1	SR12	18/10/2014 14:46	28.05	72.8	4.75	3.7	SR12	18/10/2014 20:46	27.99	68.2	4.46	5.4
SR12	18/10/2014 2:51	28.03	65.5	4.28	3.2	SR12	18/10/2014 8:51	27.95	67.9	4.44	4.1	SR12	18/10/2014 14:51	28.05	73.0	4.77	3.6	SR12	18/10/2014 20:51	27.99	68.6	4.48	5.1
SR12	18/10/2014 2:56	28.03	66.7	4.36	3.4	SR12	18/10/2014 8:56	27.94	68.3	4.47	4.1	SR12	18/10/2014 14:56	28.05	72.9	4.76	3.7	SR12	18/10/2014 20:56	27.99	68.1	4.45	4.9
SR12	18/10/2014 3:01	28.03	66.7	4.36	3.6	SR12	18/10/2014 9:01	27.94	69.4	4.54	4.1	SR12	18/10/2014 15:01	28.04	72.5	4.73	3.9	SR12	18/10/2014 21:01	27.99	68.8	4.50	5.0
SR12	18/10/2014 3:06	28.02	67.1	4.38	3.5	SR12	18/10/2014 9:06	27.93	70.4	4.61	4.3	SR12	18/10/2014 15:06	28.06	73.1	4.77	3.4	SR12	18/10/2014 21:06	27.99	69.2	4.52	5.5
SR12	18/10/2014 3:11	28.02	67.7	4.42	3.4	SR12	18/10/2014 9:11	27.93	70.3	4.60	5.6	SR12	18/10/2014 15:11	28.05	73.1	4.77	3.4	SR12	18/10/2014 21:11	27.99	68.5	4.47	5.1
SR12	18/10/2014 3:16	28.02	66.6	4.35	2.7	SR12	18/10/2014 9:16	27.93	71.3	4.67	4.6	SR12	18/10/2014 15:16	28.08	72.4	4.73	3.9	SR12	18/10/2014 21:16	27.98	68.8	4.50	5.5
SR12	18/10/2014 3:21	28.01	67.5	4.41	3.8	SR12	18/10/2014 9:21	27.93	71.8	4.70	4.3	SR12	18/10/2014 15:21	28.05	72.4	4.73	4.5	SR12	18/10/2014 21:21	27.98	69.1	4.51	5.3
SR12	18/10/2014 3:26	28.01	68.9	4.50	4.0	SR12	18/10/2014 9:26	27.93	72.0	4.71	4.4	SR12	18/10/2014 15:26	28.06	72.3	4.72	3.9	SR12	18/10/2014 21:26	27.98	69.1	4.51	5.0
SR12	18/10/2014 3:31	28.01	67.1	4.38	3.3	SR12	18/10/2014 9:31	27.95	72.2	4.72	4.0	SR12	18/10/2014 15:31	28.07	72.1	4.71	4.0	SR12	18/10/2014 21:31	27.98	68.9	4.50	5.3
SR12	18/10/2014 3:36	28.01	66.9	4.37	3.1	SR12	18/10/2014 9:36	27.94	72.4	4.74	6.5	SR12	18/10/2014 15:36	28.07	72.0	4.70	3.8	SR12	18/10/2014 21:36	27.95	70.7	4.63	5.8
SR12	18/10/2014 3:41	28.01	66.4	4.34	3.2	SR12	18/10/2014 9:41	27.93	75.0	4.91	5.5	SR12	18/10/2014 15:41	28.06	72.1	4.71	3.9	SR12	18/10/2014 21:41	27.96	69.6	4.55	3.6
SR12	18/10/2014 3:46	28.00	68.2	4.46	3.1	SR12	18/10/2014 9:46	27.93	74.6	4.88	5.1	SR12	18/10/2014 15:46	28.07	72.0	4.70	4.0	SR12	18/10/2014 21:46	27.98	69.6	4.55	3.5
SR12	18/10/2014 3:51	28.00	69.1	4.51	2.8	SR12	18/10/2014 9:51	27.93	75.2	4.92	5.0	SR12	18/10/2014 15:51	28.05	72.4	4.73	3.5	SR12	18/10/2014 21:51	27.98	69.3	4.53	3.3
SR12	18/10/2014 3:56	28.00	68.0	4.44	2.7	SR12	18/10/2014 9:56	27.94	75.5	4.94	4.4	SR12	18/10/2014 15:56	28.06	72.3	4.72	3.3	SR12	18/10/2014 21:56	27.98	69.1	4.51	3.9
SR12	18/10/2014 4:01	27.99	69.1	4.51	3.2	SR12	18/10/2014 10:01	27.94	75.2	4.92	4.7	SR12	18/10/2014 16:01	28.06	71.3	4.65	3.3	SR12	18/10/2014 22:01	27.99	69.2	4.52	5.0
SR12	18/10/2014 4:06	27.99	68.3	4.46	3.0	SR12	18/10/2014 10:06	27.94	74.8	4.89	6.4	SR12	18/10/2014 16:06	28.06	70.8	4.62	3.3	SR12	18/10/2014 22:06	27.98	69.0	4.51	3.9
SR12	18/10/2014 4:11	27.99	69.4	4.54	2.6	SR12	18/10/2014 10:11	27.95	75.0	4.91	5.3	SR12	18/10/2014 16:11	28.07	69.3	4.52	4.4	SR12	18/10/2014 22:11	27.98	68.8	4.50	3.4
SR12	18/10/2014 4:16	27.98	69.8	4.56	2.7	SR12	18/10/2014 10:16	27.95	74.7	4.89	4.5	SR12	18/10/2014 16:16	28.07	70.5	4.60	3.6	SR12	18/10/2014 22:16	27.99	69.1	4.51	3.8
SR12	18/10/2014 4:21	27.98	69.3	4.53	4.5	SR12	18/10/2014 10:21	27.95	74.9	4.90	6.2	SR12	18/10/2014 16:21	28.07	69.4	4.53	4.1	SR12	18/10/2014 22:21	27.99	69.9	4.57	4.8
SR12	18/10/2014 4:26	27.98	69.3	4.53	3.0	SR12	18/10/2014 10:26	27.96	74.8	4.89	5.7	SR12	18/10/2014 16:26	28.06	68.2	4.45	3.6	SR12	18/10/2014 22:26	27.99	70.2	4.59	4.3
SR12	18/10/2014 4:31	27.98	69.2	4.52	2.9	SR12	18/10/2014 10:31	27.96	74.8	4.89	6.1	SR12	18/10/2014 16:31	28.06	68.9	4.50	4.4	SR12	18/10/2014 22:31	27.99	70.4	4.60	4.7
SR12	18/10/2014 4:36	27.98	69.1	4.52	2.5	SR12	18/10/2014 10:36	27.96	74.6	4.87	4.4	SR12	18/10/2014 16:36	28.05	68.8	4.49	4.0	SR12	18/10/2014 22:36	27.99	70.6	4.61	4.4
SR12	18/10/2014 4:41	27.98	68.2	4.46	2.6	SR12	18/10/2014 10:41	27.96	74.1	4.84	4.8	SR12	18/10/2014 16:41	28.04	69.6	4.55	3.8	SR12	18/10/2014 22:41	27.99	71.7	4.68	4.8
SR12	18/10/2014 4:46	27.98	67.6	4.42	2.6	SR12	18/10/2014 10:46	27.97	74.4	4.86	6.4	SR12	18/10/2014 16:46	28.04	69.7	4.55	4.1	SR12	18/10/2014 22:46	27.99	72.1	4.71	5.3
SR12	18/10/2014 4:51	27.98	67.3	4.40	2.7	SR12	18/10/2014 10:51	27.97	74.3	4.86	4.7	SR12	18/10/2014 16:51	28.03	69.4	4.53	5.9	SR12	18/10/2014 22:51	27.99	71.7	4.69	4.5
SR12	18/10/2014 4:56	27.98	68.6	4.48	3.9	SR12	18/10/2014 10:56	27.97	74.0	4.84	5.1	SR12	18/10/2014 16:56	28.04	68.6	4.48	7.0	SR12	18/10/2014 22:56	27.99	71.9	4.70	5.5
SR12	18/10/2014 5:01	27.98	67.3	4.40	2.9	SR12	18/10/2014 11:01	27.97	74.7	4.88	4.9	SR12	18/10/2014 17:01	28.01	71.7	4.68	5.1	SR12	18/10/2014 23:01	27.99	71.8	4.69	6.1
SR12	18/10/2014 5:06	27.98	66.8	4.37	5.3	SR12	18/10/2014 11:06	27.98	74.9	4.90	4.5	SR12	18/10/2014 17:06	28.01	72.4	4.73	5.6	SR12	18/10/2014 23:06	27.98	71.4	4.67	4.7
SR12	18/10/2014 5:11	27.97	68.5	4.48	2.9	SR12	18/10/2014 11:11	27.99	75.2	4.91	4.2	SR12	18/10/2014 17:11	28.00	71.2	4.65	5.1	SR12	18/10/2014 23:11	27.98	72.1	4.72	3.7
SR12	18/10/2014 5:16	27.98	68.4	4.47	2.7	SR12	18/10/2014 11:16	27.99	74.6	4.87	4.1	SR12	18/10/2014 17:16	27.99	72.0	4.70	4.7	SR12	18/10/2014 23:16	27.98	71.8	4.69	5.4
SR12	18/10/2014 5:21	27.98	68.2	4.46	2.7	SR12	18/10/2014 11:21	27.98	74.0	4.84	5.0	SR12	18/10/2014 17:21	28.00	71.7	4.68	4.4	SR12	18/10/2014 23:21	27.98	71.0	4.64	4.3
SR12	18/10/2014 5:26	27.97	68.1	4.45	2.5	SR12	18/10/2014 11:26	27.98	74.6	4.87	5.4	SR12	18/10/2014 17:26	28.00	71.5	4.67	4.6	SR12	18/10/2014 23:26	27.98	70.8	4.63	4.1
SR12	18/10/2014 5:31	27.97	67.5	4.42	2.8	SR12	18/10/2014 11:31	27.99	75.1	4.91	5.2	SR12	18/10/2014 17:31	28.01	72.8	4.75	4.0	SR12	18/10/2014 23:31	27.98	70.9	4.64	4.5
SR12	18/10/2014 5:36	27.97	67.9	4.44	2.6	SR12	18/10/2014 11:36	27.99	75.2	4.91	5.2	SR12	18/10/2014 17:36	28.01	72.9	4.76	3.9	SR12	18/10/2014 23:36	27.97	70.8	4.63	3.8
SR12	18/10/2014 5:41	27.97	70.0	4.58	2.9	SR12	18/10/2014 11:41	27.99	75.3	4.92	5.2	SR12	18/10/2014 17:41	28.01	73.2	4.78	4.3	SR12	18/10/2014 23:41	27.97	70.2	4.59	4.0
SR12	18/10/2014 5:46	27.97	70.2	4.59	2.7	SR12	18/10/2014 11:46	27.99	75.5	4.93	4.5	SR12	18/10/2014 17:46	28.01	72.4	4.73	4.1	SR12	18/10/2014 23:46	27.97	70.0	4.57	4.3
SR12	18/10/2014 5:51	27.97	70.2	4.59	3.4	SR12	18/10/2014 11:51	28.00	75.2	4.92	4.5	SR12	18/10/2014 17:51	28.01	73.4	4.79	4.6	SR12	18/10/2014 23:51	27.97	69.6	4.55	4.4
SR12	18/10/2014 5:56	27.97	69.7	4.56	3.0	SR12	18/10/2014 11:56	28.00	75.0	4.90	4.4	SR12	18/10/2014 17:56	27.99	72.0	4.70	4.2	SR12	18/10/2014 23:56	27.98	70.4	4.60	4.1

Station	Timestamp	Temp (° C)	DO (%)	DO (mg/L)	Tur (NTU)	Station	Timestamp	Temp (° C)	DO (%)	DO (mg/L)	Tur (NTU)	Station	Timestamp	Temp (° C)	DO (%)	DO (mg/L)	Tur (NTU)	Station	Timestamp	Temp (°C)	DO (%)	DO (mg/L)	Tur (NTU)
SR13	18/10/2014 0:00	28.03	69.6	**4.58**	4.1	SR13	18/10/2014 6:00	27.97	69.0	**4.55**	3.7	SR13	18/10/2014 12:00	27.95	68.9	**4.54**	4.9	SR13	18/10/2014 18:00	28.02	68.0	**4.48**	2.3
SR13	18/10/2014 0:05	28.02	69.1	**4.55**	2.8	SR13	18/10/2014 6:05	27.97	69.1	**4.56**	3.9	SR13	18/10/2014 12:05	27.95	68.5	**4.52**	5.2	SR13	18/10/2014 18:05	28.03	68.2	**4.49**	2.7
SR13	18/10/2014 0:10	28.02	69.0	**4.54**	3.2	SR13	18/10/2014 6:10	27.97	68.2	**4.50**	2.8	SR13	18/10/2014 12:10	27.95	68.6	**4.53**	5.3	SR13	18/10/2014 18:10	28.03	68.1	**4.49**	2.2
SR13	18/10/2014 0:15	28.03	68.4	**4.51**	2.7	SR13	18/10/2014 6:15	27.97	68.2	**4.50**	2.9	SR13	18/10/2014 12:15	27.94	67.7	**4.47**	5.0	SR13	18/10/2014 18:15	28.01	69.5	**4.58**	2.8
SR13	18/10/2014 0:20	28.03	69.2	**4.55**	3.5	SR13	18/10/2014 6:20	27.97	67.9	**4.48**	2.5	SR13	18/10/2014 12:20	27.95	67.7	**4.47**	3.1	SR13	18/10/2014 18:20	28.00	68.9	**4.54**	3.7
SR13	18/10/2014 0:25	28.03	69.4	**4.57**	3.2	SR13	18/10/2014 6:25	27.97	67.8	**4.47**	2.9	SR13	18/10/2014 12:25	27.99	68.6	**4.53**	2.3	SR13	18/10/2014 18:25	28.00	68.1	**4.48**	2.7
SR13	18/10/2014 0:30	28.03	69.1	**4.55**	2.9	SR13	18/10/2014 6:30	27.97	68.0	**4.48**	3.0	SR13	18/10/2014 12:30	28.04	70.3	**4.64**	1.2	SR13	18/10/2014 18:30	28.01	68.3	**4.50**	2.3
SR13	18/10/2014 0:35	28.03	69.1	**4.55**	3.5	SR13	18/10/2014 6:35	27.97	67.5	**4.45**	2.5	SR13	18/10/2014 12:35	28.07	71.3	**4.70**	0.8	SR13	18/10/2014 18:35	28.01	67.6	**4.45**	2.6
SR13	18/10/2014 0:40	28.03	68.6	**4.52**	2.3	SR13	18/10/2014 6:40	27.97	67.4	**4.44**	2.7	SR13	18/10/2014 12:40	28.04	71.0	**4.68**	0.8	SR13	18/10/2014 18:40	28.00	67.6	**4.46**	2.8
SR13	18/10/2014 0:45	28.03	68.4	**4.50**	2.8	SR13	18/10/2014 6:45	27.97	68.0	**4.48**	3.5	SR13	18/10/2014 12:45	28.04	70.7	**4.66**	0.6	SR13	18/10/2014 18:45	27.99	68.5	**4.51**	3.2
SR13	18/10/2014 0:50	28.03	68.5	**4.51**	2.6	SR13	18/10/2014 6:50	27.97	68.3	**4.50**	3.7	SR13	18/10/2014 12:50	28.04	70.3	**4.63**	0.6	SR13	18/10/2014 18:50	28.00	67.8	**4.47**	3.1
SR13	18/10/2014 0:55	28.03	68.6	**4.51**	2.9	SR13	18/10/2014 6:55	27.97	67.9	**4.48**	3.2	SR13	18/10/2014 12:55	28.04	70.4	**4.64**	0.7	SR13	18/10/2014 18:55	27.99	68.0	**4.48**	2.0
SR13	18/10/2014 1:00	28.03	68.4	**4.50**	2.6	SR13	18/10/2014 7:00	27.97	68.3	**4.50**	3.5	SR13	18/10/2014 13:00	28.02	70.7	**4.66**	1.0	SR13	18/10/2014 19:00	28.00	66.7	**4.40**	1.4
SR13	18/10/2014 1:05	28.03	68.2	**4.49**	2.5	SR13	18/10/2014 7:05	27.97	67.8	**4.47**	3.4	SR13	18/10/2014 13:05	28.00	70.4	**4.64**	1.8	SR13	18/10/2014 19:05	27.99	68.5	**4.51**	2.6
SR13	18/10/2014 1:10	28.03	68.8	**4.53**	3.1	SR13	18/10/2014 7:10	27.97	68.1	**4.49**	3.6	SR13	18/10/2014 13:10	28.02	70.6	**4.65**	1.8	SR13	18/10/2014 19:10	27.98	68.2	**4.49**	3.2
SR13	18/10/2014 1:15	28.03	69.1	**4.55**	3.5	SR13	18/10/2014 7:15	27.96	68.4	**4.51**	3.5	SR13	18/10/2014 13:15	28.01	69.9	**4.61**	1.3	SR13	18/10/2014 19:15	27.98	68.5	**4.51**	2.3
SR13	18/10/2014 1:20	28.03	68.6	**4.51**	2.1	SR13	18/10/2014 7:20	27.95	68.5	**4.52**	3.1	SR13	18/10/2014 13:20	28.01	70.1	**4.62**	2.1	SR13	18/10/2014 19:20	27.98	67.9	**4.48**	2.7
SR13	18/10/2014 1:25	28.01	70.2	**4.62**	3.4	SR13	18/10/2014 7:25	27.96	68.3	**4.50**	3.1	SR13	18/10/2014 13:25	28.01	70.0	**4.62**	2.1	SR13	18/10/2014 19:25	27.98	68.4	**4.51**	3.1
SR13	18/10/2014 1:30	28.01	69.5	**4.58**	3.6	SR13	18/10/2014 7:30	27.96	68.5	**4.52**	3.4	SR13	18/10/2014 13:30	28.03	71.2	**4.69**	2.5	SR13	18/10/2014 19:30	27.98	68.8	**4.54**	3.1
SR13	18/10/2014 1:35	28.01	69.9	**4.60**	3.2	SR13	18/10/2014 7:35	27.95	68.8	**4.54**	4.9	SR13	18/10/2014 13:35	28.02	71.1	**4.68**	7.9	SR13	18/10/2014 19:35	27.98	68.3	**4.50**	3.5
SR13	18/10/2014 1:40	28.01	69.6	**4.59**	3.3	SR13	18/10/2014 7:40	27.95	68.6	**4.52**	3.1	SR13	18/10/2014 13:40	28.04	70.8	**4.66**	2.4	SR13	18/10/2014 19:40	27.98	67.8	**4.47**	2.6
SR13	18/10/2014 1:45	28.01	69.1	**4.55**	3.3	SR13	18/10/2014 7:45	27.95	68.3	**4.51**	2.8	SR13	18/10/2014 13:45	28.05	71.0	**4.68**	2.3	SR13	18/10/2014 19:45	27.98	68.2	**4.50**	2.9
SR13	18/10/2014 1:50	28.01	68.9	**4.54**	3.2	SR13	18/10/2014 7:50	27.95	68.0	**4.49**	3.0	SR13	18/10/2014 13:50	28.05	71.3	**4.69**	2.3	SR13	18/10/2014 19:50	27.98	68.2	**4.50**	2.7
SR13	18/10/2014 1:55	28.02	68.5	**4.51**	2.7	SR13	18/10/2014 7:55	27.95	68.1	**4.49**	2.9	SR13	18/10/2014 13:55	28.03	70.6	**4.65**	3.1	SR13	18/10/2014 19:55	27.98	68.1	**4.49**	2.6
SR13	18/10/2014 2:00	28.02	68.4	**4.50**	2.8	SR13	18/10/2014 8:00	27.95	67.7	**4.46**	3.0	SR13	18/10/2014 14:00	28.03	70.5	**4.64**	3.0	SR13	18/10/2014 20:00	27.96	67.5	**4.45**	2.2
SR13	18/10/2014 2:05	28.02	68.1	**4.48**	3.0	SR13	18/10/2014 8:05	27.96	67.2	**4.43**	1.9	SR13	18/10/2014 14:05	28.03	70.1	**4.62**	2.2	SR13	18/10/2014 20:05	27.97	69.4	**4.58**	3.2
SR13	18/10/2014 2:10	28.01	68.2	**4.49**	3.3	SR13	18/10/2014 8:10	27.96	67.6	**4.46**	2.6	SR13	18/10/2014 14:10	28.03	69.9	**4.61**	2.2	SR13	18/10/2014 20:10	27.97	69.7	**4.59**	3.8
SR13	18/10/2014 2:15	28.01	68.6	**4.52**	3.5	SR13	18/10/2014 8:15	27.96	67.3	**4.44**	2.7	SR13	18/10/2014 14:15	28.05	71.2	**4.69**	2.9	SR13	18/10/2014 20:15	27.96	69.5	**4.58**	3.0
SR13	18/10/2014 2:20	28.01	68.3	**4.50**	2.6	SR13	18/10/2014 8:20	27.97	66.7	**4.40**	3.2	SR13	18/10/2014 14:20	28.08	71.3	**4.70**	2.0	SR13	18/10/2014 20:20	27.97	69.3	**4.57**	3.4
SR13	18/10/2014 2:25	28.01	68.5	**4.51**	2.5	SR13	18/10/2014 8:25	27.97	64.5	**4.25**	3.3	SR13	18/10/2014 14:25	28.09	71.4	**4.70**	2.0	SR13	18/10/2014 20:25	27.97	68.8	**4.53**	3.3
SR13	18/10/2014 2:30	28.01	68.4	**4.51**	2.4	SR13	18/10/2014 8:30	27.96	66.2	**4.37**	2.5	SR13	18/10/2014 14:30	28.08	71.3	**4.69**	1.4	SR13	18/10/2014 20:30	27.96	68.4	**4.51**	2.2
SR13	18/10/2014 2:35	28.01	67.9	**4.47**	2.5	SR13	18/10/2014 8:35	27.96	66.3	**4.37**	2.2	SR13	18/10/2014 14:35	28.11	71.5	**4.71**	1.4	SR13	18/10/2014 20:35	27.97	67.7	**4.47**	2.1
SR13	18/10/2014 2:40	28.01	67.8	**4.46**	2.3	SR13	18/10/2014 8:40	27.95	67.3	**4.44**	2.3	SR13	18/10/2014 14:40	28.14	72.0	**4.74**	1.2	SR13	18/10/2014 20:40	27.97	67.7	**4.46**	2.2
SR13	18/10/2014 2:45	28.01	67.6	**4.45**	2.5	SR13	18/10/2014 8:45	27.96	64.1	**4.23**	2.5	SR13	18/10/2014 14:45	28.13	72.0	**4.73**	2.1	SR13	18/10/2014 20:45	27.97	68.1	**4.49**	2.5
SR13	18/10/2014 2:50	28.01	67.2	**4.43**	2.0	SR13	18/10/2014 8:50	27.95	64.5	**4.25**	2.2	SR13	18/10/2014 14:50	28.11	71.5	**4.71**	0.8	SR13	18/10/2014 20:50	27.97	67.9	**4.47**	2.5
SR13	18/10/2014 2:55	28.01	67.0	**4.41**	2.1	SR13	18/10/2014 8:55	27.96	64.6	**4.26**	2.3	SR13	18/10/2014 14:55	28.12	71.8	**4.72**	1.1	SR13	18/10/2014 20:55	27.95	67.8	**4.47**	2.2
SR13	18/10/2014 3:00	28.01	67.4	**4.44**	1.9	SR13	18/10/2014 9:00	27.96	67.9	**4.48**	2.5	SR13	18/10/2014 15:00	28.12	71.9	**4.73**	1.1	SR13	18/10/2014 21:00	27.95	67.4	**4.44**	2.6
SR13	18/10/2014 3:05	28.01	67.4	**4.44**	2.1	SR13	18/10/2014 9:05	27.96	67.0	**4.42**	2.5	SR13	18/10/2014 15:05	28.10	70.9	**4.66**	1.0	SR13	18/10/2014 21:05	27.94	66.5	**4.39**	2.0
SR13	18/10/2014 3:10	28.01	67.8	**4.46**	2.4	SR13	18/10/2014 9:10	27.94	66.7	**4.40**	2.8	SR13	18/10/2014 15:10	28.08	70.0	**4.61**	1.5	SR13	18/10/2014 21:10	27.95	68.1	**4.49**	2.9
SR13	18/10/2014 3:15	28.00	67.5	**4.45**	2.3	SR13	18/10/2014 9:15	27.95	63.4	**4.19**	2.9	SR13	18/10/2014 15:15	28.12	71.7	**4.72**	1.3	SR13	18/10/2014 21:15	27.95	66.3	**4.37**	1.8
SR13	18/10/2014 3:20	28.01	67.7	**4.46**	2.1	SR13	18/10/2014 9:20	27.95	64.0	**4.22**	2.8	SR13	18/10/2014 15:20	28.14	72.1	**4.74**	0.7	SR13	18/10/2014 21:20	27.95	66.9	**4.41**	2.2
SR13	18/10/2014 3:25	28.01	67.6	**4.45**	1.9	SR13	18/10/2014 9:25	27.94	65.3	**4.31**	2.9	SR13	18/10/2014 15:25	28.12	71.2	**4.68**	0.7	SR13	18/10/2014 21:25	27.95	66.8	**4.40**	1.7
SR13	18/10/2014 3:30	28.01	67.8	**4.47**	2.5	SR13	18/10/2014 9:30	27.94	66.9	**4.41**	2.7	SR13	18/10/2014 15:30	28.07	71.4	**4.70**	1.1	SR13	18/10/2014 21:30	27.95	66.3	**4.37**	1.5
SR13	18/10/2014 3:35	28.01	67.4	**4.44**	1.9	SR13	18/10/2014 9:35	27.94	65.5	**4.32**	2.8	SR13	18/10/2014 15:35	28.08	71.2	**4.69**	0.9	SR13	18/10/2014 21:35	27.96	67.2	**4.43**	2.1
SR13	18/10/2014 3:40	28.01	67.3	**4.43**	1.8	SR13	18/10/2014 9:40	27.94	65.9	**4.35**	2.8	SR13	18/10/2014 15:40	28.08	71.3	**4.69**	1.8	SR13	18/10/2014 21:40	27.96	67.0	**4.42**	2.3
SR13	18/10/2014 3:45	28.01	67.0	**4.41**	1.8	SR13	18/10/2014 9:45	27.94	65.1	**4.30**	2.9	SR13	18/10/2014 15:45	28.08	71.1	**4.68**	2.1	SR13	18/10/2014 21:45	27.96	67.3	**4.44**	2.9
SR13	18/10/2014 3:50	28.01	67.1	**4.42**	2.5	SR13	18/10/2014 9:50	27.94	65.2	**4.30**	3.3	SR13	18/10/2014 15:50	28.09	71.5	**4.70**	0.9	SR13	18/10/2014 21:50	27.96	67.8	**4.47**	3.4
SR13	18/10/2014 3:55	28.01	67.5	**4.44**	2.1	SR13	18/10/2014 9:55	27.94	64.6	**4.26**	2.8	SR13	18/10/2014 15:55	28.08	71.6	**4.71**	1.7	SR13	18/10/2014 21:55	27.97	67.6	**4.45**	3.4
SR13	18/10/2014 4:00	28.01	66.8	**4.40**	1.7	SR13	18/10/2014 10:00	27.93	63.1	**4.17**	3.7	SR13	18/10/2014 16:00	28.06	70.9	**4.67**	2.0	SR13	18/10/2014 22:00	27.97	67.6	**4.45**	4.8
SR13	18/10/2014 4:05	28.01	67.3	**4.43**	2.0	SR13	18/10/2014 10:05	27.94	64.9	**4.28**	5.9	SR13	18/10/2014 16:05	28.06	71.0	**4.68**	1.9	SR13	18/10/2014 22:05	27.97	67.5	**4.45**	4.4
SR13	18/10/2014 4:10	28.01	67.1	**4.42**	1.9	SR13	18/10/2014 10:10	27.94	68.6	**4.53**	4.3	SR13	18/10/2014 16:10	28.06	70.6	**4.65**	1.9	SR13	18/10/2014 22:10	27.97	67.5	**4.45**	5.1
SR13	18/10/2014 4:15	28.01	67.3	**4.43**	2.1	SR13	18/10/2014 10:15	27.92	66.4	**4.39**	5.5	SR13	18/10/2014 16:15	28.06	70.5	**4.64**	1.7	SR13	18/10/2014 22:15	27.97	67.1	**4.42**	4.0
SR13	18/10/2014 4:20	28.01	67.2	**4.43**	2.1	SR13	18/10/2014 10:20	27.94	68.6	**4.53**	7.0	SR13	18/10/2014 16:20	28.06	70.0	**4.61**	1.4	SR13	18/10/2014 22:20	27.97	66.9	**4.41**	3.4
SR13	18/10/2014 4:25	28.01	68.1	**4.48**	3.0	SR13	18/10/2014 10:25	27.94	68.8	**4.54**	7.9	SR13	18/10/2014 16:25	28.06	69.9	**4.60**	2.2	SR13	18/10/2014 22:25	27.97	66.5	**4.38**	4.9
SR13	18/10/2014 4:30	27.99	66.2	**4.36**	1.5	SR13	18/10/2014 10:30	27.94	69.2	**4.57**	6.0	SR13	18/10/2014 16:30	28.06	69.9	**4.60**	1.5	SR13	18/10/2014 22:30	27.97	67.0	**4.41**	3.5
SR13	18/10/2014 4:35	28.01	67.8	**4.47**	2.0	SR13	18/10/2014 10:35	27.93	68.5	**4.52**	5.9	SR13	18/10/2014 16:35	28.06	69.9	**4.60**	2.2	SR13	18/10/2014 22:35	27.97	66.9	**4.41**	3.2
SR13	18/10/2014 4:40	27.99	66.6	**4.39**	1.8	SR13	18/10/2014 10:40	27.93	68.8	**4.54**	6.1	SR13	18/10/2014 16:40	28.06	70.0	**4.61**	1.8	SR13	18/10/2014 22:40	27.97	66.9	**4.41**	2.2
SR13	18/10/2014 4:45	28.00	66.4	**4.38**	1.5	SR13	18/10/2014 10:45	27.94	68.9	**4.55**	5.6	SR13	18/10/2014 16:45	28.06	69.5	**4.58**	1.6	SR13	18/10/2014 22:45	27.95	67.1	**4.42**	2.7
SR13	18/10/2014 4:50	28.00	66.3	**4.37**	3.6	SR13	18/10/2014 10:50	27.94	68.6	**4.53**	5.5	SR13	18/10/2014 16:50	28.06	68.9	**4.53**	1.4	SR13	18/10/2014 22:50	27.95	66.5	**4.39**	2.0
SR13	18/10/2014 4:55	28.00	66.4	**4.37**	1.9	SR13	18/10/2014 10:55	27.92	66.4	**4.39**	6.4	SR13	18/10/2014 16:55	28.06	68.8	**4.53**	1.6	SR13	18/10/2014 22:55	27.96	66.7	**4.40**	2.5
SR13	18/10/2014 5:00	28.00	65.9	**4.34**	2.0	SR13	18/10/2014 11:00	27.92	66.0	**4.36**	5.6	SR13	18/10/2014 17:00	28.06	68.7	**4.52**	2.0	SR13	18/10/2014 23:00	27.97	67.2	**4.43**	2.5
SR13	18/10/2014 5:05	28.00	66.3	**4.37**	1.8	SR13	18/10/2014 11:05	27.92	65.7	**4.34**	5.7	SR13	18/10/2014 17:05	28.06	67.5	**4.44**	1.0	SR13	18/10/2014 23:05	27.96	67.3	**4.44**	2.9
SR13	18/10/2014 5:10	28.00	66.4	**4.37**	2.3	SR13	18/10/2014 11:10	27.90	64.8	**4.28**	5.3	SR13	18/10/2014 17:10	28.04	69.7	**4.59**	2.3	SR13	18/10/2014 23:10	27.97	69.2	**4.56**	5.0
SR13	18/10/2014 5:15	27.99	67.1	**4.42**	2.1	SR13	18/10/2014 11:15	27.95	69.9	**4.61**	5.8	SR13	18/10/2014 17:15	28.04	69.2	**4.56**	2.3	SR13	18/10/2014 23:15	27.96	68.0	**4.48**	5.0
SR13	18/10/2014 5:20	27.99	67.3	**4.43**	5.2	SR13	18/10/2014 11:20	27.95	69.6	**4.58**	7.5	SR13	18/10/2014 17:20	28.04	69.4	**4.57**	5.3	SR13	18/10/2014 23:20	27.96	67.8	**4.47**	4.0
SR13	18/10/2014 5:25	27.99	68.4	**4.51**	3.3	SR13	18/10/2014 11:25	27.97	69.0	**4.55**	5.0	SR13	18/10/2014 17:25	28.04	69.8	**4.60**	2.6	SR13	18/10/2014 23:25	27.96	67.9	**4.47**	4.1
SR13	18/10/2014 5:30	27.99	68.1	**4.48**	3.0	SR13	18/10/2014 11:30	27.96	69.8	**4.60**	8.8	SR13	18/10/2014 17:30	28.04	69.4	**4.57**	2.9	SR13	18/10/2014 23:30	27.96	67.9	**4.47**	4.2
SR13	18/10/2014 5:35	27.99	68.9	**4.54**	4.1	SR13	18/10/2014 11:35	27.95	69.3	**4.57**	9.4	SR13	18/10/2014 17:35	28.04	69.0	**4.55**	2.8	SR13	18/10/2014 23:35	27.97	67.8	**4.47**	4.2
SR13	18/10/2014 5:40	27.99	68.0	**4.48**	3.4	SR13	18/10/2014 11:40	27.95	69.5	**4.58**	6.7	SR13	18/10/2014 17:40	28.04	69.3	**4.56**	3.3	SR13	18/10/2014 23:40	27.97	68.3	**4.50**	4.1
SR13	18/10/2014 5:45	27.99	67.7	**4.46**	2.8	SR13	18/10/2014 11:45	27.95	69.2	**4.56**	6.4	SR13	18/10/2014 17:45	28.04	68.6	**4.52**	2.7	SR13	18/10/2014 23:45	27.97	68.6	**4.52**	3.7
SR13	18/10/2014 5:50	27.97	69.9	**4.61**	3.6	SR13	18/10/2014 11:50	27.95	68.8	**4.54**	5.2	SR13	18/10/2014 17:50	28.03	68.2	**4.49**	2.3	SR13	18/10/2014 23:50	27.96	68.7	**4.53**	3.2
SR13	18/10/2014 5:55	27.97	69.8	**4.60**	4.0	SR13	18/10/2014 11:55	27.95	68.7	**4.53**	5.4	SR13	18/10/2014 17:55	28.04	68.6	**4.52**	3.5	SR13	18/10/2014 23:55	27.96	69.2	**4.56**	3.7

Station	Timestamp	NH_3 (mg/L)				Station	Timestamp	NH_3 (mg/L)			
SR4	18/10/2014 0:17	0.08				SR12	18/10/2014 0:17	0.06			
SR4	18/10/2014 0:37	0.08				SR12	18/10/2014 0:37	0.06			
SR4	18/10/2014 0:57	0.08				SR12	18/10/2014 0:57	0.06			
SR4	18/10/2014 1:17	0.06				SR12	18/10/2014 1:17	0.06			
SR4	18/10/2014 1:37	0.06				SR12	18/10/2014 1:37	0.06			
SR4	18/10/2014 1:57	0.06				SR12	18/10/2014 1:57	0.06			
SR4	18/10/2014 2:17	0.06				SR12	18/10/2014 2:17	0.06			
SR4	18/10/2014 2:37	0.06				SR12	18/10/2014 2:37	0.07			
SR4	18/10/2014 2:57	0.06				SR12	18/10/2014 2:57	0.06			
SR4	18/10/2014 3:17	0.07				SR12	18/10/2014 3:17	0.06			
SR4	18/10/2014 3:37	0.08				SR12	18/10/2014 3:37	0.08			
SR4	18/10/2014 3:57	0.08				SR12	18/10/2014 3:57	0.06			
SR4	18/10/2014 4:17	0.08				SR12	18/10/2014 4:17	0.06			
SR4	18/10/2014 4:37	0.06				SR12	18/10/2014 4:37	0.06			
SR4	18/10/2014 4:57	0.07				SR12	18/10/2014 4:57	0.07			
SR4	18/10/2014 5:17	0.06				SR12	18/10/2014 5:17	0.06			
SR4	18/10/2014 5:37	0.07				SR12	18/10/2014 5:37	0.06			
SR4	18/10/2014 5:57	0.09				SR12	18/10/2014 5:57	0.06			
SR4						SR12					
SR4	18/10/2014 6:37	0.09				SR12	18/10/2014 6:37	0.07			
SR4	18/10/2014 6:57	0.08				SR12	18/10/2014 6:57	0.06			
SR4	18/10/2014 7:17	0.08				SR12	18/10/2014 7:17	0.06			
SR4	18/10/2014 7:37	0.08				SR12	18/10/2014 7:37	0.08			
SR4	18/10/2014 7:57	0.09				SR12	18/10/2014 7:57	0.07			
SR4	18/10/2014 8:17	0.07				SR12	18/10/2014 8:17	0.06			
SR4	18/10/2014 8:37	0.07				SR12	18/10/2014 8:37	0.05			
SR4	18/10/2014 8:57	0.08				SR12	18/10/2014 8:57	0.05			
SR4	18/10/2014 9:17	0.07				SR12	18/10/2014 9:17	0.05			
SR4	18/10/2014 9:37	0.07				SR12	18/10/2014 9:37	0.05			
SR4	18/10/2014 9:57	0.07				SR12	18/10/2014 9:57	0.05			
SR4	18/10/2014 10:17	0.08				SR12	18/10/2014 10:17	0.06			
SR4	18/10/2014 10:37	0.07				SR12	18/10/2014 10:37	0.06			
SR4	18/10/2014 10:57	0.08				SR12	18/10/2014 10:57	0.06			
SR4	18/10/2014 11:17	0.07				SR12	18/10/2014 11:17	0.07			
SR4	18/10/2014 11:37	0.06				SR12	18/10/2014 11:37	0.08			
SR4	18/10/2014 11:57	0.07				SR12	18/10/2014 11:57	0.08			
SR4	18/10/2014 12:17	0.07				SR12	18/10/2014 12:17	0.09			
SR4	18/10/2014 12:37	0.08				SR12	18/10/2014 12:37	0.09			
SR4	18/10/2014 12:57	0.09				SR12	18/10/2014 12:57	0.09			
SR4	18/10/2014 13:17	0.07				SR12	18/10/2014 13:17	0.08			
SR4	18/10/2014 13:37	0.08				SR12	18/10/2014 13:37	0.06			
SR4	18/10/2014 13:57	0.08				SR12	18/10/2014 13:57	0.08			
SR4	18/10/2014 14:17	0.08				SR12	18/10/2014 14:17	0.07			
SR4	18/10/2014 14:37	0.07				SR12	18/10/2014 14:37	0.08			
SR4	18/10/2014 14:57	0.06				SR12	18/10/2014 14:57	0.08			
SR4	18/10/2014 15:17	0.06				SR12	18/10/2014 15:17	0.09			
SR4	18/10/2014 15:37	0.06				SR12	18/10/2014 15:37	0.09			
SR4	18/10/2014 15:57	0.07				SR12	18/10/2014 15:57	0.09			
SR4	18/10/2014 16:17	0.08				SR12	18/10/2014 16:17	0.09			
SR4	18/10/2014 16:37	0.08				SR12	18/10/2014 16:37	0.08			
SR4	18/10/2014 16:57	0.08				SR12	18/10/2014 16:57	0.08			
SR4	18/10/2014 17:17	0.09				SR12	18/10/2014 17:17	0.08			
SR4	18/10/2014 17:37	0.07				SR12	18/10/2014 17:37	0.09			
SR4	18/10/2014 17:57	0.07				SR12	18/10/2014 17:57	0.07			
SR4	18/10/2014 18:17	0.08				SR12	18/10/2014 18:17	0.07			
SR4	18/10/2014 18:37	0.07				SR12	18/10/2014 18:37	0.08			
SR4	18/10/2014 18:57	0.07				SR12	18/10/2014 18:57	0.07			
SR4	18/10/2014 19:17	0.07				SR12	18/10/2014 19:17	0.07			
SR4	18/10/2014 19:37	0.08				SR12	18/10/2014 19:37	0.07			
SR4	18/10/2014 19:57	0.07				SR12	18/10/2014 19:57	0.07			
SR4	18/10/2014 20:17	0.08				SR12	18/10/2014 20:17	0.06			
SR4	18/10/2014 20:37	0.07				SR12	18/10/2014 20:37	0.06			
SR4	18/10/2014 20:57	0.06				SR12	18/10/2014 20:57	0.07			
SR4	18/10/2014 21:17	0.07				SR12	18/10/2014 21:17	0.06			
SR4	18/10/2014 21:37	0.07				SR12	18/10/2014 21:37	0.06			
SR4	18/10/2014 21:57	0.08				SR12	18/10/2014 21:57	0.07			
SR4	18/10/2014 22:17	0.09				SR12	18/10/2014 22:17	0.06			
SR4	18/10/2014 22:37	0.08				SR12	18/10/2014 22:37	0.08			
SR4	18/10/2014 22:57	0.07				SR12	18/10/2014 22:57	0.08			
SR4	18/10/2014 23:17	0.08				SR12	18/10/2014 23:17	0.07			
SR4	18/10/2014 23:37	0.07				SR12	18/10/2014 23:37	0.06			
SR4	18/10/2014 23:57	0.07				SR12	18/10/2014 23:57	0.06			

Remark: Fonts with underline: Action Level Exceedance
Fonts with bold and underline: Limit Level Exceedance
Automatic Instrument calibration of NH3-N monitor was carried out during 5:57-6:37 at SR4 and SR12.
SR5 monitoring station was under maintenance during 10:35-10:55.
SR9 monitoring station was under maintenance during 10:25-10:55.
SR11 monitoring station was under maintenance during 15:10-15:35.

MATERIALAB CONSULTANTS LIMITED
Fugro Development Centre,
5 Lok Yi Street,
17 M.S. Castle Peak Road,
Tai Lam, Tuen Mun, N.T., Hong Kong.
Tel : (852)-24508238
Fax : (852)-24508032
Email : mcl@fugro.com.hk

MaterialLab

Interim Notification of Environmental Quality Limits Exceedances
24hr Water Quality Monitoring

Incident Report on Action Level or Limit Level Non-compliance

Reference No.:	20141019/24/SR5
Project:	CV/2013/04 - Providing Sufficient Water Depth for Kwai Tsing Container Basin and its Approach Channel
Date:	19/10/2014 – 20/10/2014
Time:	19/10/2014 00:00 – 20/10/2014 23:55
Monitoring Location:	SR5 – Ma Wan FCZ
Dissolved Oxygen	
Action Level / Limit Level:	5.46 / 5.39 (6 consecutive monitoring data exceedance)
Measured Level:	One (1) AL Exceedance: 19/10: 8:40 – 9:05 (1) Seven (7) LL Exceedances: 19/10: 4:50 – 8:15 (7)
Action taken / to be taken:	Silt curtain and dredging rate were inspected and confirmed in a proper condition during the period. Monitoring equipment is checked and confirmed without problem.
Possible reason for Action or Limit Level Non-compliance:	Dissolved Oxygen At ebb tide, SR5 was situated at upstream of the Project, the water quality would not be affected by the construction. Routine impact monitoring was carried out on 18/10 and 21/10. At flood tide of routine impact monitoring, DO (S&M) at G4 (upstream) were 5.08 mg/L and 4.43 mg/L on 18/10 and 21/10 respectively while 5.51 mg/L and 7.05 mg/L were recorded at G2 (downstream) on 18/10 and 21/10 respectively, no decreasing trend of DO (S&M) was shown across the Project. The exceedance was not considered due to the project. The exceedance may be caused by influences in the vicinity of the station or changes in ambient conditions.
Remarks:	Dredging works conducted at Portion A of the Project. According to Contractor, dredged rate (in-situ) at Portion A on 19/10 and 20/10 were 538 m^3/day and 2692 m^3/day respectively. Ebb tide: 18/10 19:16 – 19/10 00:16, 19/10 06:16 – 19/10 12:51, 19/10 19:37 – 20/10 01:02, 20/10 07:11 – 20/10 13:23 Flood tide: 19/10 00:16 – 19/10 06:16, 19/10 12:51 – 19/10 19:37, 20/10 01:02 – 20/10 07:11, 20/10 13:23 – 20/10 19:57

Certified by: Colin Yung
Designation: Environmental Team Leader

Signature:

Date: 31/10/2014

The copyright of this document is owned by MateriaLab Consultants Ltd. It may not be reproduced except with prior written approval from the Company.

MATERIALAB CONSULTANTS LIMITED
Fugro Development Centre,
5 Lok Yi Street,
17 M.S. Castle Peak Road,
Tai Lam, Tuen Mun, N.T., Hong Kong.
Tel : (852)-24508238
Fax : (852)-24508032
Email : mcl@fugro.com.hk

MaterialLab

Interim Notification of Environmental Quality Limits Exceedances
24hr Water Quality Monitoring

Incident Report on Action Level or Limit Level Non-compliance

Reference No.:	20141019/24/SR9
Project:	CV/2013/04 - Providing Sufficient Water Depth for Kwai Tsing Container Basin and its Approach Channel
Date:	19/10/2014 – 20/10/2014
Time:	19/10/2014 00:00 – 20/10/2014 23:55
Monitoring Location:	SR9 – Cheung Sha Wan FCZ
	Dissolved Oxygen
Action Level / Limit Level:	6.12 / 5.97 (6 consecutive monitoring data exceedance)
Measured Level:	Twelve (12) AL Exceedances: 19/10: 2:35 – 3:00 (1), 11:20 – 11:45 (1) 20/10: 2:35 – 5:00 (5), 7:00 – 7:55 (2), 9:35 – 10:30 (2), 11:10 – 11:35 (1) Twenty five (25) LL Exceedances: 19/10: 3:10 – 3:35 (1), 3:55 – 4:20 (1), 4:50 – 11:15 (13), 12:10 – 13:05 (2) 20/10: 2:05 – 2:30 (1), 5:15 – 5:40 (1), 6:00 – 6:55 (2), 8:05 – 9:30 (3), 10:40 – 11:05 (1)
	Turbidity
Action Level / Limit Level:	2.8 / 4.7 (6 consecutive monitoring data exceedance)
Measured Level:	Twenty two (22) AL Exceedances: 19/10: 15:30 – 16;55 (3), 17:45 – 18:10 (1), 19:40 – 20:05 (1) 20/10: 12;00 – 20:25 (17) Sixty five (65) LL Exceedances: 19/10: 0:00 – 15:25 (31), 17:15 – 17:40 (1), 18;35 – 19:00 (1), 19:10 – 19:35 (1), 20:25 – 20:50 (1) 20/10: (19/10) 21:00 – (20/10) 11:55 (30)
Action taken / to be taken:	Silt curtain and dredging rate were inspected and confirmed in a proper condition during the period. Monitoring equipment is checked and confirmed without problem.
Possible reason for Action or Limit Level Non-compliance:	Dissolved Oxygen The first occurrence of exceedance case was found at flood tide, when SR9 was situated at upstream of the Project, the water quality would not be affected by the construction. Routine impact monitoring was carried out on 18/10 and 21/10. At flood tide of routine impact monitoring on 18/10, DO (S&M) at C2 was 5.76 mg/L while at flood tide of routine impact monitoring on 21/10, DO (S&M) at C3 was 5.89 mg/L. The readings were lower than the Limit Level of SR9, indicating the background DO was low during monitoring period. At ebb tide of routine impact monitoring on 18/10, DO (S&M) at G2 (upstream) was 5.33 mg/L and 5.47 mg/L was record at G6 (downstream), while at ebb tide of routine impact monitoring on 21/10, DO (S&M) at G2 (upstream) was 5.93 mg/L and 5.94 mg/L was record at G6 (downstream), no decreasing trend of DO (S&M) was shown across the Project. The exceedance was not considered due to the project. The exceedance may be caused by influences in the vicinity of the station or changes in ambient conditions. Turbidity At flood tide, SR9 was situated at upstream of the Project, the water quality would not

The copyright of this document is owned by MaterialLab Consultants Ltd. It may not be reproduced except with prior written approval from the Company.

MATERIALAB CONSULTANTS LIMITED
Fugro Development Centre,
5 Lok Yi Street,
17 M.S. Castle Peak Road,
Tai Lam, Tuen Mun, N.T., Hong Kong.
Tel : (852)-24508238
Fax : (852)-24508032
Email : mcl@fugro.com.hk

	be affected by the construction. Routine impact monitoring was carried out on 18/10 and 21/10. At flood tide of routine impact monitoring, Turbidity at C2 were 3.4 NTU and 8.6 NTU on 18/10 and 21/10 respectively while at ebb tide of routine impact monitoring, Turbidity at C1 were 3.0 NTU and 3.9 NTU on 18/10 and 21/10 respectively. The readings were higher than the Action Level of SR9, indicating the background Turbidity was high during monitoring period. The exceedance was not considered due to the project. The exceedance may be caused by influences in the vicinity of the station or changes in ambient conditions.
Remarks:	Dredging works conducted at Portion A of the Project. According to Contractor, dredged rate (in-situ) at Portion A on 19/10 and 20/10 were 538 m^3/day and 2692 m^3/day respectively. Ebb tide: 18/10 19:16 – 19/10 00:16, 19/10 06:16 – 19/10 12:51, 19/10 19:37 – 20/10 01:02, 20/10 07:11 – 20/10 13:23 Flood tide: 19/10 00:16 – 19/10 06:16, 19/10 12:51 – 19/10 19:37, 20/10 01:02 – 20/10 07:11, 20/10 13:23 – 20/10 19:57

Certified by: Colin Yung
Designation: Environmental Team Leader
Signature:

Date: 31/10/2014

The copyright of this document is owned by MateriaLab Consultants Ltd. It may not be reproduced except with prior written approval from the Company.

MATERIALAB CONSULTANTS LIMITED
Fugro Development Centre,
5 Lok Yi Street,
17 M.S. Castle Peak Road,
Tai Lam, Tuen Mun, N.T., Hong Kong.
Tel : (852)-24508238
Fax : (852)-24508032
Email : mcl@fugro.com.hk

MaterialLab

Interim Notification of Environmental Quality Limits Exceedances
24hr Water Quality Monitoring

Incident Report on Action Level or Limit Level Non-compliance

Reference No.:	20141019/24/SR10
Project:	CV/2013/04 - Providing Sufficient Water Depth for Kwai Tsing Container Basin and its Approach Channel
Date:	19/10/2014 – 20/10/2014
Time:	19/10/2014 00:00 – 20/10/2014 23:55
Monitoring Location:	SR10 – Lo Tik Wan FCZ
Dissolved Oxygen	
Action Level / Limit Level:	6.12 / 5.97 (6 consecutive monitoring data exceedance)
Measured Level:	Four (4) AL Exceedance: 19/10: 13:00 – 13:55 (2) 20/10:12:50 – 13:15 (1), 15:25 – 15:50 (1) Eighty seven (87) LL Exceedances: 19/10: 0:00 – 12:55 (26), 14:25 – 16:20 (4) 20/10: 16:50 – 12:45 (40), 13:45 – 14:10 (1), 15:55 – 23:50 (16)
Action taken / to be taken:	Silt curtain and dredging rate were inspected and confirmed in a proper condition during the period. Monitoring equipment is checked and confirmed without problem.
Possible reason for Action or Limit Level Non-compliance:	Dissolved Oxygen At flood tide, SR10 was situated at upstream of the Project, the water quality would not be affected by the construction. Routine impact monitoring was carried out on 18/10 and 21/10. At flood tide of routine impact monitoring on 18/10, DO (S&M) at C2 was 5.76 mg/L while at flood tide of routine impact monitoring on 21/10, DO (S&M) at C3 was 5.89 mg/L. The readings were lower than the Limit Level of SR10, indicating the background DO was low during monitoring period. At ebb tide of routine impact monitoring on 18/10, DO (S&M) at G2 (upstream) was 5.33 mg/L and 5.47 mg/L was record at G6 (downstream), while at ebb tide of routine impact monitoring on 21/10, DO (S&M) at G2 (upstream) was 5.93 mg/L and 5.94 mg/L was record at G6 (downstream), no decreasing trend of DO (S&M) was shown across the Project. The exceedance was not considered due to the project. The exceedance may be caused by influences in the vicinity of the station or changes in ambient conditions.
Remarks:	Dredging works conducted at Portion A of the Project. According to Contractor, dredged rate (in-situ) at Portion A on 19/10 and 20/10 were 538 m^3/day and 2692 m^3/day respectively. Ebb tide: 18/10 19:16 – 19/10 00:16, 19/10 06:16 – 19/10 12:51, 19/10 19:37 – 20/10 01:02, 20/10 07:11 – 20/10 13:23 Flood tide: 19/10 00:16 – 19/10 06:16, 19/10 12:51 – 19/10 19:37, 20/10 01:02 – 20/10 07:11, 20/10 13:23 – 20/10 19:57

Certified by: Colin Yung
Designation: Environmental Team Leader
Signature:

Date: 31/10/2014

The copyright of this document is owned by MaterialLab Consultants Ltd. It may not be reproduced except with prior written approval from the Company.

MATERIALAB CONSULTANTS LIMITED
Fugro Development Centre,
5 Lok Yi Street,
17 M.S. Castle Peak Road,
Tai Lam, Tuen Mun, N.T., Hong Kong.
Tel : (852)-24508238
Fax : (852)-24508032
Email : mcl@fugro.com.hk

MaterialLab

Interim Notification of Environmental Quality Limits Exceedances
24hr Water Quality Monitoring

Incident Report on Action Level or Limit Level Non-compliance

Reference No.:	20141019/24/SR11
Project:	CV/2013/04 - Providing Sufficient Water Depth for Kwai Tsing Container Basin and its Approach Channel
Date:	19/10/2014 – 20/10/2014
Time:	19/10/2014 00:00 – 20/10/2014 23:55
Monitoring Location:	SR11 – Sok Kwu Wan FCZ
Dissolved Oxygen	
Action Level / Limit Level:	6.12 / 5.97 (6 consecutive monitoring data exceedance)
Measured Level:	Five (5) AL Exceedances: 19/10: 13:20 – 14:45 (3) 20/10: 15:20 – 16:15 (2) Seventy nine (79) LL Exceedances: 19/10: (18/10) 23:50 – (19/10) 13:15 (27) 20/10: (19/10) 15:00 – (20/10) 13:25 (45), 16:45 – 17:40 (2), 21:10 – 23:35 (5)
Action taken / to be taken:	Silt curtain was inspected and confirmed in a proper condition during the period. Monitoring equipment is checked and confirmed without problem.
Possible reason for Action or Limit Level Non-compliance:	Dissolved Oxygen At flood tide, SR11 was situated at upstream of the Project, the water quality would not be affected by the construction. Routine impact monitoring was carried out on 18/10 and 21/10. At flood tide of routine impact monitoring on 18/10, DO (S&M) at C2 was 5.76 mg/L while at flood tide of routine impact monitoring on 21/10, DO (S&M) at C3 was 5.89 mg/L. The readings were lower than the Limit Level of SR11, indicating the background DO was low during monitoring period. At ebb tide of routine impact monitoring on 18/10, DO (S&M) at G2 (upstream) was 5.33 mg/L and 5.47 mg/L was record at G6 (downstream), while at ebb tide of routine impact monitoring on 21/10, DO (S&M) at G2 (upstream) was 5.93 mg/L and 5.94 mg/L was record at G6 (downstream), no decreasing trend of DO (S&M) was shown across the Project. The exceedance was not considered due to the project. The exceedance may be caused by influences in the vicinity of the station or changes in ambient conditions.
Remarks:	Dredging works conducted at Portion A of the Project. According to Contractor, dredged rate (in-situ) at Portion A on 19/10 and 20/10 were 538 m^3/day and 2692 m^3/day respectively. Ebb tide: 18/10 19:16 – 19/10 00:16, 19/10 06:16 – 19/10 12:51, 19/10 19:37 – 20/10 01:02, 20/10 07:11 – 20/10 13:23 Flood tide: 19/10 00:16 – 19/10 06:16, 19/10 12:51 – 19/10 19:37, 20/10 01:02 – 20/10 07:11, 20/10 13:23 – 20/10 19:57

The copyright of this document is owned by MaterialLab Consultants Ltd. It may not be reproduced except with prior written approval from the Company.

MATERIALAB CONSULTANTS LIMITED
Fugro Development Centre,
5 Lok Yi Street,
17 M.S. Castle Peak Road,
Tai Lam, Tuen Mun, N.T., Hong Kong.
Tel : (852)-24508238
Fax : (852)-24508032
Email : mcl@fugro.com.hk

Certified by: Colin Yung
Designation: Environmental Team Leader

Signature:

Date: 31/10/2014

The copyright of this document is owned by MaterialLab Consultants Ltd. It may not be reproduced except with prior written approval from the Company.

MATERIALAB CONSULTANTS LIMITED
Fugro Development Centre,
5 Lok Yi Street,
17 M.S. Castle Peak Road,
Tai Lam, Tuen Mun, N.T., Hong Kong.
Tel : (852)-24508238
Fax : (852)-24508032
Email : mcl@fugro.com.hk

MaterialLab

Interim Notification of Environmental Quality Limits Exceedances
24hr Water Quality Monitoring

Incident Report on Action Level or Limit Level Non-compliance

Reference No.:	20141019/24/SR13
Project:	CV/2013/04 - Providing Sufficient Water Depth for Kwai Tsing Container Basin and its Approach Channel
Date:	19/10/2014 – 20/10/2014
Time:	19/10/2014 00:00 – 20/10/2014 23:55
Monitoring Location:	SR13 – EMSD Cooling Water Intake for Kwai Chung Hospital
Dissolved Oxygen	
Action Level / Limit Level:	5.28 / 5.22 (6 consecutive monitoring data exceedance)
Measured Level:	Ninety four (94) LL Exceedances: 20/10: (18/10) 23:55 – (20/10) 25:20 (79), 16:10 – 23:35 (15)
Action taken / to be taken:	Silt curtain and dredging rate were inspected and confirmed in a proper condition during the period. Monitoring equipment is checked and confirmed without problem.
Possible reason for Action or Limit Level Non-compliance:	Dissolved Oxygen At ebb tide, SR13 was situated at upstream of the Project, the water quality would not be affected by the construction. Routine impact monitoring was carried out on 18/10 and 21/10. At flood tide of routine impact monitoring, DO (S&M) at G4 (upstream) were 5.08 mg/L and 4.43 mg/L on 18/10 and 21/10 respectively while 5.51 mg/L and 7.05 mg/L were recorded at G2 (downstream) on 18/10 and 21/10 respectively, no decreasing trend of DO (S&M) was shown across the Project. The exceedance was not considered due to the project. The exceedance may be caused by influences in the vicinity of the station or changes in ambient conditions.
Remarks:	Dredging works conducted at Portion A of the Project. According to Contractor, dredged rate (in-situ) at Portion A on 19/10 and 20/10 were 538 m^3/day and 2692 m^3/day respectively. Ebb tide: 18/10 19:16 – 19/10 00:16, 19/10 06:16 – 19/10 12:51, 19/10 19:37 – 20/10 01:02, 20/10 07:11 – 20/10 13:23 Flood tide: 19/10 00:16 – 19/10 06:16, 19/10 12:51 – 19/10 19:37, 20/10 01:02 – 20/10 07:11, 20/10 13:23 – 20/10 19:57

Certified by: Colin Yung
Designation: Environmental Team Leader

Signature:

Date: 31/10/2014

The copyright of this document is owned by MateriaLab Consultants Ltd. It may not be reproduced except with prior written approval from the Company.

Station	Timestamp	Temp (° C)	DO (%)	DO (mg/L)	Tur (NTU)	Station	Timestamp	Temp (° C)	DO (%)	DO (mg/L)	Tur (NTU)	Station	Timestamp	Temp (° C)	DO (%)	DO (mg/L)	Tur (NTU)	Station	Timestamp	Temp (°C)	DO (%)	DO (mg/L)	Tur (NTU)
SR4	19/10/2014 0:01	28.01	72.3	4.75	0.3	SR4	19/10/2014 6:01	27.92	72.2	4.75	0.3	SR4	19/10/2014 12:01	27.96	76.1	5.00	3.8	SR4	19/10/2014 18:01	27.98	77.0	5.06	1.2
SR4	19/10/2014 0:06	28.05	73.3	4.81	0.8	SR4	19/10/2014 6:06	27.92	73.0	4.80	0.4	SR4	19/10/2014 12:06	27.98	77.5	5.09	3.4	SR4	19/10/2014 18:06	27.96	76.5	5.02	1.1
SR4	19/10/2014 0:11	28.05	72.5	4.76	0.5	SR4	19/10/2014 6:11	27.91	72.3	4.75	0.6	SR4	19/10/2014 12:11	27.97	75.8	4.98	4.7	SR4	19/10/2014 18:11	27.98	76.6	5.03	1.4
SR4	19/10/2014 0:16	28.06	73.7	4.83	0.7	SR4	19/10/2014 6:16	27.92	71.8	4.72	0.5	SR4	19/10/2014 12:16	27.96	75.1	4.93	3.5	SR4	19/10/2014 18:16	27.96	75.9	4.99	1.2
SR4	19/10/2014 0:21	28.05	73.7	4.83	0.3	SR4	19/10/2014 6:21	27.91	72.2	4.75	0.9	SR4	19/10/2014 12:21	27.97	76.6	5.03	2.6	SR4	19/10/2014 18:21	27.97	76.6	5.03	1.5
SR4	19/10/2014 0:26	28.05	73.1	4.79	0.3	SR4	19/10/2014 6:26	27.91	71.6	4.71	1.6	SR4	19/10/2014 12:26	27.95	76.2	5.01	3.7	SR4	19/10/2014 18:26	27.97	75.8	4.98	1.6
SR4	19/10/2014 0:31	28.05	72.5	4.76	0.5	SR4	19/10/2014 6:31	27.91	71.9	4.72	1.3	SR4	19/10/2014 12:31	27.94	75.9	4.99	3.5	SR4	19/10/2014 18:31	27.97	76.0	4.99	2.0
SR4	19/10/2014 0:36	28.04	72.1	4.73	0.6	SR4	19/10/2014 6:36	27.90	72.5	4.77	0.9	SR4	19/10/2014 12:36	27.93	76.0	4.99	3.5	SR4	19/10/2014 18:36	27.97	76.4	5.02	2.0
SR4	19/10/2014 0:41	28.04	72.1	4.73	0.4	SR4	19/10/2014 6:41	27.90	73.1	4.81	0.7	SR4	19/10/2014 12:41	27.92	76.6	5.04	3.2	SR4	19/10/2014 18:41	27.96	75.3	4.94	1.8
SR4	19/10/2014 0:46	28.02	71.6	4.70	0.5	SR4	19/10/2014 6:46	27.90	72.9	4.80	2.6	SR4	19/10/2014 12:46	27.90	78.0	5.13	2.9	SR4	19/10/2014 18:46	27.96	75.3	4.94	1.7
SR4	19/10/2014 0:51	28.02	71.1	4.67	0.3	SR4	19/10/2014 6:51	27.88	71.2	4.68	0.7	SR4	19/10/2014 12:51	27.93	78.0	5.13	2.4	SR4	19/10/2014 18:51	27.96	74.9	4.92	1.6
SR4	19/10/2014 0:56	27.97	70.4	4.63	0.3	SR4	19/10/2014 6:56	27.89	71.2	4.69	0.9	SR4	19/10/2014 12:56	27.94	77.6	5.10	2.2	SR4	19/10/2014 18:56	27.96	74.5	4.90	2.3
SR4	19/10/2014 1:01	27.96	66.5	4.37	0.4	SR4	19/10/2014 7:01	27.90	72.2	4.75	1.2	SR4	19/10/2014 13:01	27.93	78.1	5.13	2.4	SR4	19/10/2014 19:01	27.95	74.0	4.86	1.2
SR4	19/10/2014 1:06	28.02	72.6	4.76	0.7	SR4	19/10/2014 7:06	27.90	72.3	4.76	1.2	SR4	19/10/2014 13:06	27.93	78.6	5.16	4.5	SR4	19/10/2014 19:06	27.95	74.3	4.88	1.4
SR4	19/10/2014 1:11	28.00	72.5	4.76	0.5	SR4	19/10/2014 7:11	27.90	72.7	4.78	1.3	SR4	19/10/2014 13:11	27.92	78.1	5.14	2.1	SR4	19/10/2014 19:11	27.95	76.1	5.00	3.4
SR4	19/10/2014 1:16	28.02	71.3	4.68	0.6	SR4	19/10/2014 7:16	27.90	71.2	4.68	1.9	SR4	19/10/2014 13:16	27.93	76.6	5.04	4.4	SR4	19/10/2014 19:16	27.95	75.5	4.96	2.3
SR4	19/10/2014 1:21	28.01	70.6	4.64	0.6	SR4	19/10/2014 7:21	27.91	71.6	4.71	1.9	SR4	19/10/2014 13:21	27.91	78.4	5.16	2.0	SR4	19/10/2014 19:21	27.95	75.9	4.99	2.8
SR4	19/10/2014 1:26	28.02	69.0	4.53	1.3	SR4	19/10/2014 7:26	27.90	71.9	4.73	2.0	SR4	19/10/2014 13:26	27.90	76.3	5.02	3.0	SR4	19/10/2014 19:26	27.95	76.1	5.00	2.5
SR4	19/10/2014 1:31	28.02	67.3	4.42	0.6	SR4	19/10/2014 7:31	27.91	71.5	4.70	1.8	SR4	19/10/2014 13:31	27.89	76.0	5.00	5.1	SR4	19/10/2014 19:31	27.94	76.1	5.00	2.6
SR4	19/10/2014 1:36	28.02	69.2	4.54	0.4	SR4	19/10/2014 7:36	27.90	72.8	4.79	1.4	SR4	19/10/2014 13:36	27.89	76.6	5.04	4.8	SR4	19/10/2014 19:36	27.93	76.0	4.99	2.6
SR4	19/10/2014 1:41	28.02	69.4	4.55	0.5	SR4	19/10/2014 7:41	27.91	72.1	4.74	1.4	SR4	19/10/2014 13:41	27.88	76.2	5.01	6.8	SR4	19/10/2014 19:41	27.92	76.1	5.00	3.2
SR4	19/10/2014 1:46	28.01	70.8	4.65	0.8	SR4	19/10/2014 7:46	27.91	72.5	4.76	1.8	SR4	19/10/2014 13:46	27.97	77.3	5.08	3.5	SR4	19/10/2014 19:46	27.91	76.0	5.00	2.3
SR4	19/10/2014 1:51	28.01	70.8	4.65	0.7	SR4	19/10/2014 7:51	27.90	73.7	4.85	0.8	SR4	19/10/2014 13:51	28.04	78.2	5.13	5.1	SR4	19/10/2014 19:51	27.93	75.7	4.98	2.1
SR4	19/10/2014 1:56	27.99	73.2	4.81	1.0	SR4	19/10/2014 7:56	27.90	73.0	4.80	4.5	SR4	19/10/2014 13:56	27.94	77.8	5.11	3.2	SR4	19/10/2014 19:56	27.93	75.4	4.95	2.8
SR4	19/10/2014 2:01	27.99	73.4	4.82	1.3	SR4	19/10/2014 8:01	27.90	73.7	4.85	1.2	SR4	19/10/2014 14:01	27.96	78.5	5.16	2.6	SR4	19/10/2014 20:01	27.93	75.4	4.95	2.6
SR4	19/10/2014 2:06	27.99	73.2	4.81	1.7	SR4	19/10/2014 8:06	27.90	73.2	4.82	1.2	SR4	19/10/2014 14:06	28.07	77.5	5.09	1.7	SR4	19/10/2014 20:06	27.93	76.0	5.00	3.6
SR4	19/10/2014 2:11	27.99	73.0	4.80	1.1	SR4	19/10/2014 8:11	27.90	73.3	4.82	1.1	SR4	19/10/2014 14:11	27.98	77.3	5.08	2.7	SR4	19/10/2014 20:11	27.93	74.9	4.92	3.2
SR4	19/10/2014 2:16	27.99	72.0	4.73	1.1	SR4	19/10/2014 8:16	27.90	73.3	4.82	1.2	SR4	19/10/2014 14:16	28.05	78.8	5.18	1.5	SR4	19/10/2014 20:16	27.93	76.2	5.01	3.3
SR4	19/10/2014 2:21	27.98	73.6	4.84	1.5	SR4	19/10/2014 8:21	27.90	73.4	4.82	1.0	SR4	19/10/2014 14:21	28.04	79.2	5.20	2.2	SR4	19/10/2014 20:21	27.93	75.3	4.95	2.6
SR4	19/10/2014 2:26	27.98	73.6	4.84	1.3	SR4	19/10/2014 8:26	27.90	73.1	4.81	2.5	SR4	19/10/2014 14:26	28.08	77.6	5.09	1.1	SR4	19/10/2014 20:26	27.92	74.9	4.92	2.8
SR4	19/10/2014 2:31	27.97	74.5	4.89	0.9	SR4	19/10/2014 8:31	27.90	72.7	4.78	1.8	SR4	19/10/2014 14:31	28.03	78.4	5.15	1.8	SR4	19/10/2014 20:31	27.92	74.1	4.87	2.5
SR4	19/10/2014 2:36	27.97	75.8	4.98	1.1	SR4	19/10/2014 8:36	27.91	72.0	4.73	1.0	SR4	19/10/2014 14:36	28.05	78.4	5.15	1.9	SR4	19/10/2014 20:36	27.93	74.9	4.93	2.5
SR4	19/10/2014 2:41	27.97	75.3	4.95	0.9	SR4	19/10/2014 8:41	27.91	72.9	4.80	1.5	SR4	19/10/2014 14:41	28.05	79.8	5.23	1.3	SR4	19/10/2014 20:41	27.93	73.3	4.82	2.8
SR4	19/10/2014 2:46	27.97	75.8	4.98	1.2	SR4	19/10/2014 8:46	27.90	73.7	4.85	1.0	SR4	19/10/2014 14:46	28.09	79.3	5.20	1.6	SR4	19/10/2014 20:46	27.93	72.8	4.79	2.6
SR4	19/10/2014 2:51	27.97	75.3	4.95	1.0	SR4	19/10/2014 8:51	27.90	73.4	4.83	1.1	SR4	19/10/2014 14:51	28.11	78.1	5.12	1.3	SR4	19/10/2014 20:51	27.93	75.1	4.93	2.5
SR4	19/10/2014 2:56	27.96	76.6	5.04	1.1	SR4	19/10/2014 8:56	27.90	73.4	4.83	1.4	SR4	19/10/2014 14:56	28.17	78.3	5.13	1.4	SR4	19/10/2014 20:56	27.93	76.4	5.02	2.4
SR4	19/10/2014 3:01	27.96	76.3	5.02	1.0	SR4	19/10/2014 9:01	27.90	73.2	4.81	1.6	SR4	19/10/2014 15:01	28.01	77.8	5.11	2.6	SR4	19/10/2014 21:01	27.93	75.6	4.97	2.0
SR4	19/10/2014 3:06	27.96	76.4	5.02	1.3	SR4	19/10/2014 9:06	27.90	73.2	4.81	1.1	SR4	19/10/2014 15:06	27.98	80.3	5.28	2.1	SR4	19/10/2014 21:06	27.93	75.1	4.93	1.8
SR4	19/10/2014 3:11	27.97	76.6	5.03	1.2	SR4	19/10/2014 9:11	27.90	72.9	4.79	1.0	SR4	19/10/2014 15:11	28.00	79.5	5.22	1.8	SR4	19/10/2014 21:11	27.93	74.7	4.91	1.6
SR4	19/10/2014 3:16	27.97	76.1	5.00	1.5	SR4	19/10/2014 9:16	27.90	73.8	4.85	2.0	SR4	19/10/2014 15:16	28.01	79.2	5.20	1.7	SR4	19/10/2014 21:16	27.93	76.4	5.02	2.3
SR4	19/10/2014 3:21	27.97	76.7	5.04	1.9	SR4	19/10/2014 9:21	27.90	72.9	4.79	1.0	SR4	19/10/2014 15:21	28.05	79.4	5.21	2.0	SR4	19/10/2014 21:21	27.93	75.6	4.97	1.8
SR4	19/10/2014 3:26	27.97	77.2	5.07	1.9	SR4	19/10/2014 9:26	27.91	72.2	4.74	1.6	SR4	19/10/2014 15:26	28.05	79.1	5.19	1.3	SR4	19/10/2014 21:26	27.92	77.2	5.08	2.0
SR4	19/10/2014 3:31	27.97	77.5	5.09	1.7	SR4	19/10/2014 9:31	27.91	73.4	4.83	2.4	SR4	19/10/2014 15:31	28.03	81.9	5.37	1.7	SR4	19/10/2014 21:31	27.92	77.5	5.09	1.4
SR4	19/10/2014 3:36	27.97	76.9	5.05	1.0	SR4	19/10/2014 9:36	27.91	73.8	4.85	1.7	SR4	19/10/2014 15:36	28.03	81.4	5.34	1.2	SR4	19/10/2014 21:36	27.93	76.0	4.99	1.8
SR4	19/10/2014 3:41	27.96	76.4	5.02	0.9	SR4	19/10/2014 9:41	27.92	74.1	4.87	1.3	SR4	19/10/2014 15:41	28.03	80.9	5.31	2.2	SR4	19/10/2014 21:41	27.93	76.5	5.03	1.6
SR4	19/10/2014 3:46	27.96	76.1	5.00	1.1	SR4	19/10/2014 9:46	27.92	74.4	4.89	1.8	SR4	19/10/2014 15:46	27.96	85.1	5.59	1.2	SR4	19/10/2014 21:46	27.93	75.7	4.98	2.5
SR4	19/10/2014 3:51	27.96	75.8	4.98	1.6	SR4	19/10/2014 9:51	27.93	74.8	4.91	2.0	SR4	19/10/2014 15:51	27.99	83.5	5.48	1.8	SR4	19/10/2014 21:51	27.93	76.9	5.06	1.4
SR4	19/10/2014 3:56	27.96	75.1	4.93	1.2	SR4	19/10/2014 9:56	27.93	74.4	4.89	1.3	SR4	19/10/2014 15:56	27.99	82.5	5.42	1.3	SR4	19/10/2014 21:56	27.92	78.3	5.15	2.1
SR4	19/10/2014 4:01	27.95	75.1	4.93	0.9	SR4	19/10/2014 10:01	27.93	75.3	4.95	1.9	SR4	19/10/2014 16:01	28.00	82.1	5.39	1.5	SR4	19/10/2014 22:01	27.92	78.2	5.14	1.7
SR4	19/10/2014 4:06	27.97	75.9	4.99	1.2	SR4	19/10/2014 10:06	27.94	74.6	4.90	1.8	SR4	19/10/2014 16:06	27.99	80.8	5.31	1.8	SR4	19/10/2014 22:06	27.92	78.1	5.13	1.8
SR4	19/10/2014 4:11	27.96	75.6	4.97	1.2	SR4	19/10/2014 10:11	27.94	75.4	4.96	1.4	SR4	19/10/2014 16:11	27.99	81.4	5.34	4.0	SR4	19/10/2014 22:11	27.92	76.8	5.05	1.1
SR4	19/10/2014 4:16	27.96	75.5	4.96	1.0	SR4	19/10/2014 10:16	27.95	75.4	4.96	2.2	SR4	19/10/2014 16:16	28.00	81.1	5.32	0.9	SR4	19/10/2014 22:16	27.92	76.9	5.05	1.6
SR4	19/10/2014 4:21	27.95	74.5	4.90	0.7	SR4	19/10/2014 10:21	27.95	74.1	4.87	2.1	SR4	19/10/2014 16:21	27.99	81.1	5.33	1.3	SR4	19/10/2014 22:21	27.92	78.1	5.13	1.5
SR4	19/10/2014 4:26	27.96	75.3	4.95	1.1	SR4	19/10/2014 10:26	27.95	74.0	4.86	2.1	SR4	19/10/2014 16:26	28.00	80.9	5.31	1.9	SR4	19/10/2014 22:26	27.91	77.0	5.06	1.5
SR4	19/10/2014 4:31	27.96	74.6	4.90	0.7	SR4	19/10/2014 10:31	27.96	73.5	4.83	2.1	SR4	19/10/2014 16:31	28.00	80.9	5.31	1.2	SR4	19/10/2014 22:31	27.91	76.6	5.04	1.8
SR4	19/10/2014 4:36	27.96	74.8	4.91	0.9	SR4	19/10/2014 10:36	27.96	73.2	4.81	3.0	SR4	19/10/2014 16:36	28.00	81.1	5.32	1.1	SR4	19/10/2014 22:36	27.91	76.4	5.02	1.7
SR4	19/10/2014 4:41	27.96	75.0	4.93	1.0	SR4	19/10/2014 10:41	28.00	75.7	4.97	1.1	SR4	19/10/2014 16:41	28.01	81.3	5.34	1.2	SR4	19/10/2014 22:41	27.91	76.1	5.00	1.1
SR4	19/10/2014 4:46	27.95	74.4	4.89	0.7	SR4	19/10/2014 10:46	28.01	75.6	4.96	1.0	SR4	19/10/2014 16:46	28.01	81.0	5.32	1.8	SR4	19/10/2014 22:46	27.91	75.0	4.93	1.2
SR4	19/10/2014 4:51	27.95	75.1	4.93	1.1	SR4	19/10/2014 10:51	28.00	75.3	4.95	2.2	SR4	19/10/2014 16:51	28.00	79.5	5.22	0.8	SR4	19/10/2014 22:51	27.91	74.9	4.92	0.7
SR4	19/10/2014 4:56	27.95	75.6	4.97	0.8	SR4	19/10/2014 10:56	28.00	74.7	4.91	3.0	SR4	19/10/2014 16:56	28.00	79.2	5.20	0.8	SR4	19/10/2014 22:56	27.91	75.3	4.95	0.6
SR4	19/10/2014 5:01	27.94	74.6	4.91	1.2	SR4	19/10/2014 11:01	28.00	74.7	4.90	2.0	SR4	19/10/2014 17:01	28.01	78.8	5.17	1.0	SR4	19/10/2014 23:01	27.91	75.0	4.93	1.5
SR4	19/10/2014 5:06	27.94	74.4	4.89	0.5	SR4	19/10/2014 11:06	27.97	72.7	4.77	2.9	SR4	19/10/2014 17:06	28.00	77.8	5.11	0.8	SR4	19/10/2014 23:06	27.91	75.2	4.95	1.4
SR4	19/10/2014 5:11	27.94	73.8	4.85	0.4	SR4	19/10/2014 11:11	27.96	75.7	4.97	2.7	SR4	19/10/2014 17:11	27.98	77.3	5.08	1.0	SR4	19/10/2014 23:11	27.92	74.3	4.88	2.9
SR4	19/10/2014 5:16	27.94	73.6	4.84	0.9	SR4	19/10/2014 11:16	27.96	75.4	4.95	3.3	SR4	19/10/2014 17:16	27.98	77.5	5.09	1.6	SR4	19/10/2014 23:16	27.92	75.9	4.99	2.6
SR4	19/10/2014 5:21	27.93	74.5	4.89	0.5	SR4	19/10/2014 11:21	27.97	74.8	4.91	2.7	SR4	19/10/2014 17:21	27.98	78.1	5.13	2.2	SR4	19/10/2014 23:21	27.91	76.5	5.03	2.6
SR4	19/10/2014 5:26	27.93	73.8	4.85	0.6	SR4	19/10/2014 11:26	27.96	74.8	4.91	3.3	SR4	19/10/2014 17:26	27.99	78.8	5.18	1.0	SR4	19/10/2014 23:26	27.92	75.1	4.94	2.1
SR4	19/10/2014 5:31	27.92	74.4	4.89	0.5	SR4	19/10/2014 11:31	27.96	76.2	5.01	3.7	SR4	19/10/2014 17:31	28.00	79.1	5.19	1.0	SR4	19/10/2014 23:31	27.91	74.0	4.86	1.2
SR4	19/10/2014 5:36	27.92	74.2	4.88	0.8	SR4	19/10/2014 11:36	27.95	76.0	4.99	3.3	SR4	19/10/2014 17:36	28.00	79.2	5.20	1.2	SR4	19/10/2014 23:36	27.86	76.1	5.01	1.5
SR4	19/10/2014 5:41	27.92	74.5	4.89	0.7	SR4	19/10/2014 11:41	27.96	76.4	5.02	2.7	SR4	19/10/2014 17:41	28.00	79.1	5.19	1.2	SR4	19/10/2014 23:41	27.88	75.5	4.97	1.5
SR4	19/10/2014 5:46	27.92	73.7	4.84	0.4	SR4	19/10/2014 11:46	27.96	76.7	5.04	4.0	SR4	19/10/2014 17:46	28.00	78.0	5.12	1.8	SR4	19/10/2014 23:46	27.88	74.9	4.93	1.3
SR4	19/10/2014 5:51	27.92	72.9	4.79	0.5	SR4	19/10/2014 11:51	27.95	76.0	4.99	3.8	SR4	19/10/2014 17:51	28.00	77.8	5.11	1.3	SR4	19/10/2014 23:51	27.86	75.7	4.99	1.7
SR4	19/10/2014 5:56	27.92	72.5	4.77	0.3	SR4	19/10/2014 11:56	27.95	75.8	4.98	4.0	SR4	19/10/2014 17:56	27.99	77.7	5.10	1.3	SR4	19/10/2014 23:56	27.84	75.9	5.00	1.2

Station	Timestamp	Temp (° C)	DO (%)	DO (mg/L)	Tur (NTU)	Station	Timestamp	Temp (° C)	DO (%)	DO (mg/L)	Tur (NTU)	Station	Timestamp	Temp (° C)	DO (%)	DO (mg/L)	Tur (NTU)	Station	Timestamp	Temp (°C)	DO (%)	DO (mg/L)	Tur (NTU)
SR5	19/10/2014 0:00	27.77	85.2	5.60	1.0	SR5	19/10/2014 6:00	27.63	79.9	**5.27**	0.7	SR5	19/10/2014 12:00	27.71	103.6	6.84	0.1	SR5	19/10/2014 18:00	27.68	92.5	6.10	2.8
SR5	19/10/2014 0:05	27.74	87.2	5.73	0.8	SR5	19/10/2014 6:05	27.75	81.2	**5.33**	1.1	SR5	19/10/2014 12:05	27.66	100.7	6.65	0.7	SR5	19/10/2014 18:05	27.71	91.2	6.01	3.0
SR5	19/10/2014 0:10	27.72	87.1	5.73	0.8	SR5	19/10/2014 6:10	27.65	81.4	**5.36**	0.6	SR5	19/10/2014 12:10	27.66	104.3	6.89	0.1	SR5	19/10/2014 18:10	27.72	90.8	5.98	3.8
SR5	19/10/2014 0:15	27.74	86.7	5.70	1.3	SR5	19/10/2014 6:15	27.63	81.4	**5.36**	0.7	SR5	19/10/2014 12:15	27.63	103.6	6.85	1.1	SR5	19/10/2014 18:15	27.70	91.2	6.01	3.1
SR5	19/10/2014 0:20	27.73	86.4	5.69	0.9	SR5	19/10/2014 6:20	27.71	81.1	**5.33**	0.8	SR5	19/10/2014 12:20	27.68	106.6	7.04	0.7	SR5	19/10/2014 18:20	27.72	91.1	6.00	3.3
SR5	19/10/2014 0:25	27.75	86.6	5.69	0.9	SR5	19/10/2014 6:25	27.67	80.1	**5.27**	0.8	SR5	19/10/2014 12:25	27.66	106.8	7.06	0.5	SR5	19/10/2014 18:25	27.73	89.4	5.88	3.4
SR5	19/10/2014 0:30	27.69	88.5	5.83	1.3	SR5	19/10/2014 6:30	27.65	80.6	**5.31**	1.1	SR5	19/10/2014 12:30	27.70	108.9	7.19	0.1	SR5	19/10/2014 18:30	27.76	88.2	5.80	3.5
SR5	19/10/2014 0:35	27.70	87.9	5.78	0.8	SR5	19/10/2014 6:35	27.67	80.9	**5.32**	1.2	SR5	19/10/2014 12:35	27.67	106.4	7.03	0.5	SR5	19/10/2014 18:35	27.75	88.2	5.80	3.5
SR5	19/10/2014 0:40	27.69	88.9	5.85	0.8	SR5	19/10/2014 6:40	27.75	81.2	**5.34**	2.3	SR5	19/10/2014 12:40	27.63	104.9	6.94	0.2	SR5	19/10/2014 18:40	27.75	87.4	5.75	3.3
SR5	19/10/2014 0:45	27.68	89.0	5.86	1.4	SR5	19/10/2014 6:45	27.75	80.9	**5.31**	1.8	SR5	19/10/2014 12:45	27.63	105.2	6.96	0.4	SR5	19/10/2014 18:45	27.76	87.1	5.73	3.6
SR5	19/10/2014 0:50	27.70	88.3	5.81	1.0	SR5	19/10/2014 6:50	27.80	80.7	**5.30**	2.1	SR5	19/10/2014 12:50	27.66	106.1	7.01	0.7	SR5	19/10/2014 18:50	27.76	86.9	5.71	3.3
SR5	19/10/2014 0:55	27.70	87.8	5.78	1.1	SR5	19/10/2014 6:55	27.78	80.8	**5.30**	1.8	SR5	19/10/2014 12:55	27.58	106.0	7.02	0.2	SR5	19/10/2014 18:55	27.75	87.5	5.75	3.3
SR5	19/10/2014 1:00	27.70	87.4	5.75	0.9	SR5	19/10/2014 7:00	27.81	80.6	**5.29**	1.7	SR5	19/10/2014 13:00	27.51	107.1	7.10	1.0	SR5	19/10/2014 19:00	27.78	86.5	5.68	4.1
SR5	19/10/2014 1:05	27.70	87.2	5.74	0.9	SR5	19/10/2014 7:05	27.78	80.1	**5.26**	2.3	SR5	19/10/2014 13:05	27.52	109.0	7.23	1.0	SR5	19/10/2014 19:05	27.77	86.5	5.68	3.4
SR5	19/10/2014 1:10	27.69	87.5	5.76	0.7	SR5	19/10/2014 7:10	27.74	80.2	**5.27**	1.7	SR5	19/10/2014 13:10	27.55	110.2	7.30	0.8	SR5	19/10/2014 19:10	27.79	86.0	5.65	3.2
SR5	19/10/2014 1:15	27.68	87.6	5.77	0.5	SR5	19/10/2014 7:15	27.73	80.3	**5.28**	1.4	SR5	19/10/2014 13:15	27.51	113.4	7.52	0.4	SR5	19/10/2014 19:15	27.80	85.4	5.61	3.0
SR5	19/10/2014 1:20	27.65	88.4	5.82	0.5	SR5	19/10/2014 7:20	27.70	79.7	**5.24**	1.4	SR5	19/10/2014 13:20	27.60	115.9	7.68	1.0	SR5	19/10/2014 19:20	27.80	85.0	5.58	2.9
SR5	19/10/2014 1:25	27.64	88.8	5.85	0.4	SR5	19/10/2014 7:25	27.82	80.0	**5.25**	1.9	SR5	19/10/2014 13:25	27.61	113.7	7.53	0.7	SR5	19/10/2014 19:25	27.80	84.3	5.53	2.8
SR5	19/10/2014 1:30	27.63	88.7	5.85	0.6	SR5	19/10/2014 7:30	27.80	79.8	**5.24**	2.0	SR5	19/10/2014 13:30	27.60	112.0	7.42	0.8	SR5	19/10/2014 19:30	27.81	84.5	5.55	3.2
SR5	19/10/2014 1:35	27.64	88.6	5.84	0.5	SR5	19/10/2014 7:35	27.82	79.9	**5.23**	2.1	SR5	19/10/2014 13:35	27.63	112.1	7.43	0.6	SR5	19/10/2014 19:35	27.82	84.6	5.55	3.1
SR5	19/10/2014 1:40	27.65	88.8	5.85	0.4	SR5	19/10/2014 7:40	27.84	80.2	**5.25**	2.3	SR5	19/10/2014 13:40	27.66	111.5	7.38	1.1	SR5	19/10/2014 19:40	27.81	84.0	5.51	3.4
SR5	19/10/2014 1:45	27.65	88.7	5.84	0.5	SR5	19/10/2014 7:45	27.82	79.7	**5.22**	2.1	SR5	19/10/2014 13:45	27.63	111.9	7.41	0.7	SR5	19/10/2014 19:45	27.80	84.9	5.57	2.8
SR5	19/10/2014 1:50	27.65	89.0	5.86	0.7	SR5	19/10/2014 7:50	27.83	79.5	**5.21**	2.2	SR5	19/10/2014 13:50	27.58	111.5	7.39	1.0	SR5	19/10/2014 19:50	27.80	85.4	5.61	3.9
SR5	19/10/2014 1:55	27.64	89.0	5.86	0.6	SR5	19/10/2014 7:55	27.79	78.8	**5.17**	1.8	SR5	19/10/2014 13:55	27.58	111.5	7.39	0.9	SR5	19/10/2014 19:55	27.80	85.7	5.62	3.6
SR5	19/10/2014 2:00	27.62	89.6	5.90	0.5	SR5	19/10/2014 8:00	27.82	79.2	**5.19**	2.2	SR5	19/10/2014 14:00	27.61	112.9	7.48	0.6	SR5	19/10/2014 20:00	27.80	85.9	5.64	4.0
SR5	19/10/2014 2:05	27.64	89.5	5.90	0.3	SR5	19/10/2014 8:05	27.84	78.9	**5.17**	2.7	SR5	19/10/2014 14:05	27.65	114.1	7.55	1.4	SR5	19/10/2014 20:05	27.81	85.7	5.62	4.2
SR5	19/10/2014 2:10	27.63	89.4	5.89	0.4	SR5	19/10/2014 8:10	27.84	79.0	**5.18**	3.0	SR5	19/10/2014 14:10	27.63	114.2	7.56	1.3	SR5	19/10/2014 20:10	27.80	85.5	5.61	4.0
SR5	19/10/2014 2:15	27.65	89.3	5.88	0.7	SR5	19/10/2014 8:15	27.76	78.3	**5.14**	1.8	SR5	19/10/2014 14:15	27.57	112.6	7.46	1.0	SR5	19/10/2014 20:15	27.81	85.4	5.60	4.7
SR5	19/10/2014 2:20	27.63	89.5	5.90	0.3	SR5	19/10/2014 8:20	27.76	78.6	**5.16**	1.3	SR5	19/10/2014 14:20	27.63	114.3	7.57	1.0	SR5	19/10/2014 20:20	27.80	85.0	5.58	4.2
SR5	19/10/2014 2:25	27.65	88.8	5.85	0.4	SR5	19/10/2014 8:25	27.71	79.3	**5.21**	1.3	SR5	19/10/2014 14:25	27.63	115.9	7.67	0.9	SR5	19/10/2014 20:25	27.80	84.3	5.53	4.3
SR5	19/10/2014 2:30	27.65	89.2	5.87	0.8	SR5	19/10/2014 8:30	27.75	82.3	5.40	1.2	SR5	19/10/2014 14:30	27.73	117.3	7.75	0.1	SR5	19/10/2014 20:30	27.80	84.5	5.55	4.2
SR5	19/10/2014 2:35	27.68	86.2	5.67	0.5	SR5	19/10/2014 8:35	27.75	83.1	5.46	1.1	SR5	19/10/2014 14:35	27.76	117.8	7.77	0.1	SR5	19/10/2014 20:35	27.80	84.3	5.53	4.7
SR5	19/10/2014 2:40	27.67	86.2	5.68	0.5	SR5	19/10/2014 8:40	27.76	83.0	5.45	1.1	SR5	19/10/2014 14:40	27.65	116.1	7.68	1.3	SR5	19/10/2014 20:40	27.82	84.3	5.53	4.2
SR5	19/10/2014 2:45	27.63	87.2	5.74	0.3	SR5	19/10/2014 8:45	27.80	82.4	5.41	1.1	SR5	19/10/2014 14:45	27.65	115.7	7.65	0.8	SR5	19/10/2014 20:45	27.80	83.8	5.50	4.4
SR5	19/10/2014 2:50	27.63	88.0	5.80	0.4	SR5	19/10/2014 8:50	27.79	82.0	**5.38**	1.1	SR5	19/10/2014 14:50	27.65	115.1	7.61	3.2	SR5	19/10/2014 20:50	27.79	83.2	5.46	4.8
SR5	19/10/2014 2:55	27.62	88.0	5.80	0.5	SR5	19/10/2014 8:55	27.80	81.9	**5.37**	1.2	SR5	19/10/2014 14:55	27.64	113.3	7.50	1.1	SR5	19/10/2014 20:55	27.78	83.0	5.45	3.8
SR5	19/10/2014 3:00	27.63	87.8	5.79	0.6	SR5	19/10/2014 9:00	27.80	81.9	**5.37**	0.9	SR5	19/10/2014 15:00	27.66	112.6	7.44	1.0	SR5	19/10/2014 21:00	27.83	83.6	5.48	3.9
SR5	19/10/2014 3:05	27.65	88.1	5.80	0.5	SR5	19/10/2014 9:05	27.80	82.2	5.39	1.1	SR5	19/10/2014 15:05	27.70	116.5	7.70	0.8	SR5	19/10/2014 21:05	27.81	82.5	5.41	3.2
SR5	19/10/2014 3:10	27.63	87.8	5.78	0.2	SR5	19/10/2014 9:10	27.81	82.0	**5.37**	1.2	SR5	19/10/2014 15:10	27.63	113.9	7.53	1.6	SR5	19/10/2014 21:10	27.82	82.2	5.39	3.2
SR5	19/10/2014 3:15	27.61	88.2	5.81	0.4	SR5	19/10/2014 9:15	27.81	82.4	5.40	1.0	SR5	19/10/2014 15:15	27.60	112.5	7.45	1.0	SR5	19/10/2014 21:15	27.83	82.2	**5.38**	3.8
SR5	19/10/2014 3:20	27.61	88.2	5.81	0.4	SR5	19/10/2014 9:20	27.68	86.1	5.66	0.6	SR5	19/10/2014 15:20	27.60	112.4	7.43	2.0	SR5	19/10/2014 21:20	27.83	83.0	5.44	3.1
SR5	19/10/2014 3:25	27.62	88.0	5.80	0.4	SR5	19/10/2014 9:25	27.66	86.4	5.69	0.7	SR5	19/10/2014 15:25	27.58	108.2	7.16	1.2	SR5	19/10/2014 21:25	27.82	82.2	5.39	3.6
SR5	19/10/2014 3:30	27.62	88.2	5.81	0.5	SR5	19/10/2014 9:30	27.67	86.5	5.69	1.0	SR5	19/10/2014 15:30	27.64	111.6	7.39	0.9	SR5	19/10/2014 21:30	27.72	87.9	5.78	1.8
SR5	19/10/2014 3:35	27.62	87.5	5.77	0.4	SR5	19/10/2014 9:35	27.68	85.8	5.64	0.7	SR5	19/10/2014 15:35	27.58	103.4	6.84	0.8	SR5	19/10/2014 21:35	27.74	88.4	5.81	2.4
SR5	19/10/2014 3:40	27.62	86.3	5.69	0.3	SR5	19/10/2014 9:40	27.69	85.5	5.62	1.0	SR5	19/10/2014 15:40	27.60	103.2	6.82	0.8	SR5	19/10/2014 21:40	27.78	87.7	5.76	2.2
SR5	19/10/2014 3:45	27.65	85.7	5.64	1.0	SR5	19/10/2014 9:45	27.67	86.9	5.72	0.5	SR5	19/10/2014 15:45	27.60	108.3	7.16	0.8	SR5	19/10/2014 21:45	27.78	86.8	5.70	2.1
SR5	19/10/2014 3:50	27.60	88.2	5.81	0.7	SR5	19/10/2014 9:50	27.68	86.6	5.70	0.6	SR5	19/10/2014 15:50	27.63	107.9	7.13	0.7	SR5	19/10/2014 21:50	27.79	86.8	5.70	2.4
SR5	19/10/2014 3:55	27.60	87.0	5.73	0.6	SR5	19/10/2014 9:55	27.68	86.7	5.71	0.4	SR5	19/10/2014 15:55	27.63	109.1	7.21	1.0	SR5	19/10/2014 21:55	27.78	86.6	5.68	2.2
SR5	19/10/2014 4:00	27.62	86.3	5.69	0.6	SR5	19/10/2014 10:00	27.62	90.6	5.97	0.4	SR5	19/10/2014 16:00	27.64	108.6	7.18	0.8	SR5	19/10/2014 22:00	27.79	86.7	5.69	2.8
SR5	19/10/2014 4:05	27.63	84.9	5.59	1.1	SR5	19/10/2014 10:05	27.61	90.7	5.98	0.2	SR5	19/10/2014 16:05	27.61	108.9	7.20	0.8	SR5	19/10/2014 22:05	27.79	86.8	5.70	3.0
SR5	19/10/2014 4:10	27.63	83.2	5.48	0.6	SR5	19/10/2014 10:10	27.62	90.7	5.98	0.3	SR5	19/10/2014 16:10	27.63	109.1	7.21	0.6	SR5	19/10/2014 22:10	27.79	87.0	5.71	3.1
SR5	19/10/2014 4:15	27.61	83.5	5.51	0.8	SR5	19/10/2014 10:15	27.64	92.0	6.07	0.6	SR5	19/10/2014 16:15	27.64	109.3	7.22	1.3	SR5	19/10/2014 22:15	27.79	86.8	5.70	3.2
SR5	19/10/2014 4:20	27.61	83.4	5.49	0.5	SR5	19/10/2014 10:20	27.63	91.6	6.04	0.7	SR5	19/10/2014 16:20	27.62	106.8	7.06	0.9	SR5	19/10/2014 22:20	27.76	87.6	5.75	2.7
SR5	19/10/2014 4:25	27.62	83.4	5.50	0.5	SR5	19/10/2014 10:25	27.62	91.9	6.06	0.2	SR5	19/10/2014 16:25	27.63	106.5	7.04	0.9	SR5	19/10/2014 22:25	27.78	87.3	5.73	2.7
SR5	19/10/2014 4:30	27.63	82.7	5.45	0.4	SR5	19/10/2014 10:30	27.61	91.9	6.06	0.3	SR5	19/10/2014 16:30	27.63	108.4	7.17	1.2	SR5	19/10/2014 22:30	27.77	87.8	5.76	2.8
SR5	19/10/2014 4:35	27.63	81.8	5.39	0.8	SR5	19/10/2014 10:35	27.61	91.4	6.03	0.3	SR5	19/10/2014 16:35	27.66	112.5	7.43	1.8	SR5	19/10/2014 22:35	27.76	88.0	5.78	2.8
SR5	19/10/2014 4:40	27.63	82.2	5.42	1.0	SR5	19/10/2014 10:40	27.60	92.7	6.12	0.2	SR5	19/10/2014 16:40	27.67	109.9	7.26	2.0	SR5	19/10/2014 22:40	27.75	87.6	5.76	2.0
SR5	19/10/2014 4:45	27.65	82.0	5.40	0.6	SR5	19/10/2014 10:45	27.61	93.4	6.16	0.4	SR5	19/10/2014 16:45	27.60	104.2	6.90	1.8	SR5	19/10/2014 22:45	27.77	88.1	5.79	2.4
SR5	19/10/2014 4:50	27.66	81.7	**5.38**	0.6	SR5	19/10/2014 10:50	27.62	93.5	6.17	0.7	SR5	19/10/2014 16:50	27.62	104.0	6.88	0.9	SR5	19/10/2014 22:50	27.76	87.8	5.77	2.2
SR5	19/10/2014 4:55	27.66	81.8	**5.38**	0.7	SR5	19/10/2014 10:55	27.63	92.9	6.13	0.4	SR5	19/10/2014 16:55	27.61	104.6	6.92	1.3	SR5	19/10/2014 22:55	27.76	88.6	5.83	1.8
SR5	19/10/2014 5:00	27.68	81.4	**5.36**	1.2	SR5	19/10/2014 11:00	27.62	92.8	6.12	0.4	SR5	19/10/2014 17:00	27.60	103.3	6.84	2.4	SR5	19/10/2014 23:00	27.75	88.8	5.83	2.8
SR5	19/10/2014 5:05	27.69	80.9	**5.32**	1.2	SR5	19/10/2014 11:05	27.64	93.1	6.14	0.6	SR5	19/10/2014 17:05	27.60	102.4	6.77	2.5	SR5	19/10/2014 23:05	27.75	89.4	5.88	1.9
SR5	19/10/2014 5:10	27.69	80.7	**5.31**	0.9	SR5	19/10/2014 11:10	27.65	94.1	6.21	0.5	SR5	19/10/2014 17:10	27.59	100.4	6.64	2.6	SR5	19/10/2014 23:10	27.74	90.7	5.96	1.7
SR5	19/10/2014 5:15	27.70	81.1	**5.33**	0.7	SR5	19/10/2014 11:15	27.64	93.3	6.16	0.5	SR5	19/10/2014 17:15	27.57	97.4	6.44	4.5	SR5	19/10/2014 23:15	27.75	90.2	5.93	2.2
SR5	19/10/2014 5:20	27.70	80.3	**5.28**	0.8	SR5	19/10/2014 11:20	27.67	94.5	6.23	0.9	SR5	19/10/2014 17:20	27.59	96.6	6.39	3.8	SR5	19/10/2014 23:20	27.75	89.8	5.91	1.8
SR5	19/10/2014 5:25	27.64	79.0	**5.21**	0.5	SR5	19/10/2014 11:25	27.68	95.8	6.32	0.6	SR5	19/10/2014 17:25	27.59	98.6	6.52	3.5	SR5	19/10/2014 23:25	27.74	90.1	5.93	2.0
SR5	19/10/2014 5:30	27.60	78.9	**5.20**	0.6	SR5	19/10/2014 11:30	27.67	95.3	6.29	1.1	SR5	19/10/2014 17:30	27.59	99.2	6.56	2.8	SR5	19/10/2014 23:30	27.72	91.4	6.01	1.7
SR5	19/10/2014 5:35	27.67	79.3	**5.22**	0.8	SR5	19/10/2014 11:35	27.69	97.9	6.46	0.4	SR5	19/10/2014 17:35	27.62	96.2	6.35	3.3	SR5	19/10/2014 23:35	27.71	91.2	6.00	1.0
SR5	19/10/2014 5:40	27.72	80.5	**5.30**	0.9	SR5	19/10/2014 11:40	27.67	97.8	6.46	0.7	SR5	19/10/2014 17:40	27.62	95.3	6.30	3.3	SR5	19/10/2014 23:40	27.72	91.2	6.00	1.3
SR5	19/10/2014 5:45	27.67	79.4	**5.23**	0.7	SR5	19/10/2014 11:45	27.65	98.0	6.47	0.8	SR5	19/10/2014 17:45	27.65	93.4	6.16	3.7	SR5	19/10/2014 23:45	27.73	89.8	5.91	1.7
SR5	19/10/2014 5:50	27.64	79.1	**5.21**	0.6	SR5	19/10/2014 11:50	27.66	98.8	6.52	0.8	SR5	19/10/2014 17:50	27.69	91.4	6.03	4.2	SR5	19/10/2014 23:50	27.72	89.5	5.89	1.6
SR5	19/10/2014 5:55	27.60	79.9	**5.26**	0.5	SR5	19/10/2014 11:55	27.65	99.5	6.57	0.6	SR5	19/10/2014 17:55	27.66	92.5	6.10	3.1	SR5	19/10/2014 23:55	27.70	90.7	5.97	1.7

Station	Timestamp	Temp (° C)	DO (%)	DO (mg/L)	Tur (NTU)	Station	Timestamp	Temp (° C)	DO (%)	DO (mg/L)	Tur (NTU)	Station	Timestamp	Temp (° C)	DO (%)	DO (mg/L)	Tur (NTU)	Station	Timestamp	Temp (°C)	DO (%)	DO (mg/L)	Tur (NTU)
SR9	19/10/2014 0:00	26.90	94.7	6.28	6.1	SR9	19/10/2014 6:00	26.74	86.1	5.73	7.7	SR9	19/10/2014 12:00	26.82	88.3	5.88	7.8	SR9	19/10/2014 18:00	27.12	96.3	6.39	5.8
SR9	19/10/2014 0:05	26.89	94.0	6.23	6.2	SR9	19/10/2014 6:05	26.74	86.1	5.72	6.8	SR9	19/10/2014 12:05	26.83	90.1	6.00	6.5	SR9	19/10/2014 18:05	27.13	96.3	6.38	5.0
SR9	19/10/2014 0:10	26.88	94.0	6.23	5.8	SR9	19/10/2014 6:10	26.74	85.6	5.69	6.5	SR9	19/10/2014 12:10	26.79	86.8	5.78	10.5	SR9	19/10/2014 18:10	27.13	97.5	6.46	4.9
SR9	19/10/2014 0:15	26.92	95.4	6.32	6.0	SR9	19/10/2014 6:15	26.75	86.8	5.78	7.3	SR9	19/10/2014 12:15	26.81	88.6	5.90	7.6	SR9	19/10/2014 18:15	27.12	96.5	6.39	5.1
SR9	19/10/2014 0:20	26.92	95.2	6.30	6.2	SR9	19/10/2014 6:20	26.73	86.3	5.74	7.4	SR9	19/10/2014 12:20	26.83	89.1	5.93	7.0	SR9	19/10/2014 18:20	27.12	97.0	6.43	4.2
SR9	19/10/2014 0:25	26.91	95.1	6.30	6.5	SR9	19/10/2014 6:25	26.72	85.5	5.70	7.2	SR9	19/10/2014 12:25	26.81	88.4	5.89	7.9	SR9	19/10/2014 18:25	27.11	97.2	6.44	4.7
SR9	19/10/2014 0:30	26.91	94.6	6.27	6.0	SR9	19/10/2014 6:30	26.72	85.1	5.68	6.5	SR9	19/10/2014 12:30	26.82	88.2	5.87	7.9	SR9	19/10/2014 18:30	27.10	96.7	6.42	4.4
SR9	19/10/2014 0:35	26.89	93.8	6.22	5.6	SR9	19/10/2014 6:35	26.72	84.9	5.65	6.8	SR9	19/10/2014 12:35	26.84	88.8	5.90	6.5	SR9	19/10/2014 18:35	27.10	97.0	6.43	5.1
SR9	19/10/2014 0:40	26.89	93.6	6.20	5.4	SR9	19/10/2014 6:40	26.72	85.5	5.70	7.5	SR9	19/10/2014 12:40	26.84	88.6	5.89	7.1	SR9	19/10/2014 18:40	27.09	96.2	6.38	5.1
SR9	19/10/2014 0:45	26.90	94.5	6.26	5.9	SR9	19/10/2014 6:45	26.71	85.2	5.68	6.9	SR9	19/10/2014 12:45	26.84	87.2	5.80	7.2	SR9	19/10/2014 18:45	27.09	95.7	6.34	5.1
SR9	19/10/2014 0:50	26.89	93.7	6.21	5.7	SR9	19/10/2014 6:50	26.70	85.0	5.67	6.5	SR9	19/10/2014 12:50	26.86	86.9	5.78	7.2	SR9	19/10/2014 18:50	27.09	97.2	6.44	5.0
SR9	19/10/2014 0:55	26.89	93.9	6.23	6.2	SR9	19/10/2014 6:55	26.69	84.9	5.66	6.4	SR9	19/10/2014 12:55	26.87	86.7	5.76	7.6	SR9	19/10/2014 18:55	27.08	96.6	6.40	4.8
SR9	19/10/2014 1:00	26.88	93.6	6.21	5.6	SR9	19/10/2014 7:00	26.69	84.4	5.63	6.5	SR9	19/10/2014 13:00	26.86	85.1	5.65	7.3	SR9	19/10/2014 19:00	27.08	96.2	6.37	5.1
SR9	19/10/2014 1:05	26.89	93.4	6.19	6.3	SR9	19/10/2014 7:05	26.68	84.7	5.65	6.7	SR9	19/10/2014 13:05	26.92	88.5	5.88	7.0	SR9	19/10/2014 19:05	27.07	96.0	6.36	4.7
SR9	19/10/2014 1:10	26.88	93.3	6.18	6.1	SR9	19/10/2014 7:10	26.68	84.8	5.66	7.0	SR9	19/10/2014 13:10	26.98	92.4	6.14	6.2	SR9	19/10/2014 19:10	27.07	96.3	6.39	4.8
SR9	19/10/2014 1:15	26.88	93.3	6.19	5.9	SR9	19/10/2014 7:15	26.68	84.9	5.66	6.8	SR9	19/10/2014 13:15	27.05	93.3	6.18	6.6	SR9	19/10/2014 19:15	27.06	96.0	6.36	5.3
SR9	19/10/2014 1:20	26.87	93.0	6.17	6.6	SR9	19/10/2014 7:20	26.68	84.8	5.66	7.0	SR9	19/10/2014 13:20	27.00	94.0	6.23	6.5	SR9	19/10/2014 19:20	27.07	96.0	6.36	5.6
SR9	19/10/2014 1:25	26.87	92.9	6.16	5.9	SR9	19/10/2014 7:25	26.68	84.8	5.66	7.2	SR9	19/10/2014 13:25	27.10	95.5	6.32	5.9	SR9	19/10/2014 19:25	27.08	96.5	6.40	5.5
SR9	19/10/2014 1:30	26.87	92.5	6.13	5.7	SR9	19/10/2014 7:30	26.66	83.7	5.59	5.9	SR9	19/10/2014 13:30	27.06	95.4	6.32	6.2	SR9	19/10/2014 19:30	27.07	96.8	6.42	5.5
SR9	19/10/2014 1:35	26.86	92.0	6.10	5.9	SR9	19/10/2014 7:35	26.67	83.4	5.57	6.8	SR9	19/10/2014 13:35	27.08	97.6	6.46	5.2	SR9	19/10/2014 19:35	27.06	96.5	6.40	5.4
SR9	19/10/2014 1:40	26.86	92.1	6.11	6.2	SR9	19/10/2014 7:40	26.66	82.9	5.54	6.8	SR9	19/10/2014 13:40	27.11	98.3	6.51	5.2	SR9	19/10/2014 19:40	27.06	96.2	6.39	6.1
SR9	19/10/2014 1:45	26.86	92.4	6.13	6.7	SR9	19/10/2014 7:45	26.66	82.4	5.51	6.4	SR9	19/10/2014 13:45	27.17	100.3	6.63	4.9	SR9	19/10/2014 19:45	27.05	96.2	6.39	5.1
SR9	19/10/2014 1:50	26.85	91.9	6.10	7.2	SR9	19/10/2014 7:50	26.67	82.3	5.50	6.5	SR9	19/10/2014 13:50	27.21	100.6	6.65	4.8	SR9	19/10/2014 19:50	27.05	96.8	6.42	5.1
SR9	19/10/2014 1:55	26.85	91.7	6.09	6.6	SR9	19/10/2014 7:55	26.67	82.2	5.48	6.2	SR9	19/10/2014 13:55	27.18	101.2	6.69	5.2	SR9	19/10/2014 19:55	27.05	96.0	6.37	5.0
SR9	19/10/2014 2:00	26.84	91.5	6.07	7.6	SR9	19/10/2014 8:00	26.67	82.2	5.49	6.5	SR9	19/10/2014 14:00	27.20	102.0	6.74	5.1	SR9	19/10/2014 20:00	27.05	95.4	6.32	4.5
SR9	19/10/2014 2:05	26.84	91.4	6.07	6.7	SR9	19/10/2014 8:05	26.67	82.1	5.47	7.0	SR9	19/10/2014 14:05	27.20	101.4	6.70	5.5	SR9	19/10/2014 20:05	27.04	96.7	6.41	4.6
SR9	19/10/2014 2:10	26.84	91.5	6.07	7.5	SR9	19/10/2014 8:10	26.68	82.6	5.51	7.3	SR9	19/10/2014 14:10	27.34	101.6	6.70	5.0	SR9	19/10/2014 20:10	27.07	99.1	6.57	4.6
SR9	19/10/2014 2:15	26.83	92.4	6.13	8.0	SR9	19/10/2014 8:15	26.67	82.1	5.49	6.2	SR9	19/10/2014 14:15	27.26	101.8	6.72	5.0	SR9	19/10/2014 20:15	27.06	98.6	6.54	4.7
SR9	19/10/2014 2:20	26.83	92.5	6.14	7.4	SR9	19/10/2014 8:20	26.68	83.3	5.57	7.2	SR9	19/10/2014 14:20	27.27	101.6	6.71	5.7	SR9	19/10/2014 20:20	27.06	97.6	6.48	4.7
SR9	19/10/2014 2:25	26.83	92.7	6.15	7.5	SR9	19/10/2014 8:25	26.68	83.0	5.54	6.6	SR9	19/10/2014 14:25	27.28	102.4	6.76	5.3	SR9	19/10/2014 20:25	27.04	98.2	6.53	5.0
SR9	19/10/2014 2:30	26.82	92.5	6.14	6.8	SR9	19/10/2014 8:30	26.68	83.7	5.59	6.3	SR9	19/10/2014 14:30	27.29	101.8	6.72	4.9	SR9	19/10/2014 20:30	27.07	98.2	6.52	5.7
SR9	19/10/2014 2:35	26.82	92.0	6.11	7.0	SR9	19/10/2014 8:35	26.69	83.0	5.54	7.0	SR9	19/10/2014 14:35	27.31	101.4	6.69	5.3	SR9	19/10/2014 20:35	27.05	98.0	6.51	5.1
SR9	19/10/2014 2:40	26.82	91.8	6.10	7.6	SR9	19/10/2014 8:40	26.70	82.6	5.51	8.1	SR9	19/10/2014 14:40	27.30	100.6	6.64	5.4	SR9	19/10/2014 20:40	27.04	98.3	6.54	5.0
SR9	19/10/2014 2:45	26.82	91.0	6.06	7.3	SR9	19/10/2014 8:45	26.70	82.4	5.50	8.4	SR9	19/10/2014 14:45	27.28	100.6	6.64	5.4	SR9	19/10/2014 20:45	27.04	98.2	6.52	4.9
SR9	19/10/2014 2:50	26.82	91.4	6.07	8.0	SR9	19/10/2014 8:50	26.70	81.9	5.47	7.4	SR9	19/10/2014 14:50	27.26	100.6	6.64	5.3	SR9	19/10/2014 20:50	27.04	98.0	6.51	4.9
SR9	19/10/2014 2:55	26.83	90.9	6.03	9.0	SR9	19/10/2014 8:55	26.70	82.2	5.48	7.3	SR9	19/10/2014 14:55	27.25	101.1	6.68	5.0	SR9	19/10/2014 20:55	27.04	98.1	6.50	4.7
SR9	19/10/2014 3:00	26.82	90.4	6.00	8.1	SR9	19/10/2014 9:00	26.70	82.1	5.47	7.4	SR9	19/10/2014 15:00	27.24	100.9	6.67	5.5	SR9	19/10/2014 21:00	27.04	98.2	6.50	4.8
SR9	19/10/2014 3:05	26.81	90.5	6.01	7.5	SR9	19/10/2014 9:05	26.71	82.2	5.48	7.7	SR9	19/10/2014 15:05	27.22	100.5	6.64	5.8	SR9	19/10/2014 21:05	27.03	98.0	6.50	4.8
SR9	19/10/2014 3:10	26.82	89.2	5.92	8.2	SR9	19/10/2014 9:10	26.71	82.3	5.48	7.6	SR9	19/10/2014 15:10	27.23	100.6	6.65	5.0	SR9	19/10/2014 21:10	27.02	97.6	6.47	5.0
SR9	19/10/2014 3:15	26.81	89.2	5.93	8.0	SR9	19/10/2014 9:15	26.71	82.3	5.48	7.8	SR9	19/10/2014 15:15	27.22	99.9	6.61	5.2	SR9	19/10/2014 21:15	27.01	97.7	6.48	5.0
SR9	19/10/2014 3:20	26.81	88.1	5.86	7.8	SR9	19/10/2014 9:20	26.71	81.5	5.43	8.6	SR9	19/10/2014 15:20	27.20	100.7	6.65	5.0	SR9	19/10/2014 21:20	27.01	97.3	6.45	5.0
SR9	19/10/2014 3:25	26.81	88.2	5.86	8.1	SR9	19/10/2014 9:25	26.71	83.2	5.54	6.7	SR9	19/10/2014 15:25	27.23	101.1	6.67	5.6	SR9	19/10/2014 21:25	27.00	97.1	6.44	4.8
SR9	19/10/2014 3:30	26.79	88.6	5.88	8.0	SR9	19/10/2014 9:30	26.70	82.7	5.51	8.2	SR9	19/10/2014 15:30	27.23	101.3	6.68	5.6	SR9	19/10/2014 21:30	26.99	97.3	6.45	5.6
SR9	19/10/2014 3:35	26.80	88.9	5.90	8.0	SR9	19/10/2014 9:35	26.71	82.8	5.52	7.2	SR9	19/10/2014 15:35	27.30	101.9	6.73	5.2	SR9	19/10/2014 21:35	26.99	97.6	6.47	4.9
SR9	19/10/2014 3:40	26.80	88.9	5.90	7.4	SR9	19/10/2014 9:40	26.71	85.1	5.67	6.7	SR9	19/10/2014 15:40	27.32	102.0	6.72	4.8	SR9	19/10/2014 21:40	26.99	97.4	6.46	5.1
SR9	19/10/2014 3:45	26.79	90.1	5.98	7.7	SR9	19/10/2014 9:45	26.72	86.5	5.76	6.0	SR9	19/10/2014 15:45	27.30	101.8	6.72	4.6	SR9	19/10/2014 21:45	27.00	97.2	6.45	5.5
SR9	19/10/2014 3:50	26.81	90.2	5.99	8.4	SR9	19/10/2014 9:50	26.72	85.8	5.71	6.4	SR9	19/10/2014 15:50	27.28	101.1	6.68	4.8	SR9	19/10/2014 21:50	27.00	96.8	6.43	5.1
SR9	19/10/2014 3:55	26.81	89.4	5.94	8.2	SR9	19/10/2014 9:55	26.73	86.5	5.76	5.5	SR9	19/10/2014 15:55	27.29	100.9	6.66	5.5	SR9	19/10/2014 21:55	27.00	96.5	6.40	4.9
SR9	19/10/2014 4:00	26.80	89.1	5.92	7.8	SR9	19/10/2014 10:00	26.74	86.5	5.76	5.7	SR9	19/10/2014 16:00	27.27	100.9	6.66	5.0	SR9	19/10/2014 22:00	27.00	96.6	6.41	5.6
SR9	19/10/2014 4:05	26.80	87.9	5.84	8.0	SR9	19/10/2014 10:05	26.74	86.6	5.77	5.8	SR9	19/10/2014 16:05	27.24	100.8	6.66	5.4	SR9	19/10/2014 22:05	26.99	96.2	6.39	5.7
SR9	19/10/2014 4:10	26.80	88.6	5.88	8.3	SR9	19/10/2014 10:10	26.72	85.7	5.71	7.6	SR9	19/10/2014 16:10	27.26	101.0	6.67	5.0	SR9	19/10/2014 22:10	26.99	96.1	6.36	5.7
SR9	19/10/2014 4:15	26.79	89.1	5.92	7.3	SR9	19/10/2014 10:15	26.72	85.9	5.72	7.1	SR9	19/10/2014 16:15	27.25	100.7	6.65	4.7	SR9	19/10/2014 22:15	26.98	95.8	6.35	5.6
SR9	19/10/2014 4:20	26.80	88.6	5.89	7.5	SR9	19/10/2014 10:20	26.73	85.7	5.71	8.0	SR9	19/10/2014 16:20	27.24	100.8	6.66	6.6	SR9	19/10/2014 22:20	26.96	95.8	6.36	6.0
SR9	19/10/2014 4:25	26.81	90.0	5.98	8.1	SR9	19/10/2014 10:25	26.72	85.5	5.70	7.7	SR9	19/10/2014 16:25	27.26	101.0	6.67	4.7	SR9	19/10/2014 22:25	26.94	95.4	6.33	5.1
SR9	19/10/2014 4:30	26.80	89.8	5.97	8.5	SR9	19/10/2014 10:30	26.72	85.6	5.70	8.2	SR9	19/10/2014 16:30	27.25	100.9	6.66	4.6	SR9	19/10/2014 22:30	26.96	95.7	6.34	5.9
SR9	19/10/2014 4:35	26.78	89.9	5.98	6.7	SR9	19/10/2014 10:35	26.72	85.6	5.71	7.8	SR9	19/10/2014 16:35	27.24	101.3	6.69	4.3	SR9	19/10/2014 22:35	26.98	95.7	6.34	6.6
SR9	19/10/2014 4:40	26.80	89.3	5.93	7.6	SR9	19/10/2014 10:40	26.73	86.4	5.75	7.6	SR9	19/10/2014 16:40	27.23	100.8	6.66	4.9	SR9	19/10/2014 22:40	26.96	95.8	6.35	5.7
SR9	19/10/2014 4:45	26.78	90.0	5.98	6.8	SR9	19/10/2014 10:45	26.73	86.3	5.75	7.7	SR9	19/10/2014 16:45	27.24	100.1	6.61	3.9	SR9	19/10/2014 22:45	26.96	95.7	6.34	5.1
SR9	19/10/2014 4:50	26.78	89.5	5.95	7.0	SR9	19/10/2014 10:50	26.74	88.9	5.92	7.4	SR9	19/10/2014 16:50	27.26	99.9	6.60	4.1	SR9	19/10/2014 22:50	26.95	95.4	6.32	5.1
SR9	19/10/2014 4:55	26.78	89.1	5.92	6.6	SR9	19/10/2014 10:55	26.75	88.9	5.92	7.0	SR9	19/10/2014 16:55	27.24	99.7	6.59	4.0	SR9	19/10/2014 22:55	26.96	95.5	6.33	5.6
SR9	19/10/2014 5:00	26.78	88.9	5.90	8.0	SR9	19/10/2014 11:00	26.74	88.6	5.91	6.7	SR9	19/10/2014 17:00	27.22	99.9	6.61	5.0	SR9	19/10/2014 23:00	26.96	95.4	6.32	5.7
SR9	19/10/2014 5:05	26.77	88.0	5.85	7.3	SR9	19/10/2014 11:05	26.74	87.3	5.81	8.0	SR9	19/10/2014 17:05	27.23	98.7	6.52	4.5	SR9	19/10/2014 23:05	26.96	95.5	6.33	5.3
SR9	19/10/2014 5:10	26.76	88.8	5.90	7.8	SR9	19/10/2014 11:10	26.76	88.3	5.88	6.8	SR9	19/10/2014 17:10	27.23	98.2	6.49	4.5	SR9	19/10/2014 23:10	26.95	94.6	6.28	5.0
SR9	19/10/2014 5:15	26.77	88.1	5.85	8.1	SR9	19/10/2014 11:15	26.75	88.9	5.92	7.9	SR9	19/10/2014 17:15	27.16	96.3	6.37	5.6	SR9	19/10/2014 23:15	26.95	94.8	6.29	5.3
SR9	19/10/2014 5:20	26.77	88.5	5.88	8.9	SR9	19/10/2014 11:20	26.79	90.7	6.04	6.9	SR9	19/10/2014 17:20	27.17	95.9	6.35	5.1	SR9	19/10/2014 23:20	26.96	94.4	6.27	5.7
SR9	19/10/2014 5:25	26.76	88.1	5.86	7.8	SR9	19/10/2014 11:25	26.80	90.4	6.02	6.2	SR9	19/10/2014 17:25	27.14	95.9	6.36	6.0	SR9	19/10/2014 23:25	26.96	94.8	6.29	5.9
SR9	19/10/2014 5:30	26.76	87.7	5.83	7.9	SR9	19/10/2014 11:30	26.79	90.1	6.00	6.8	SR9	19/10/2014 17:30	27.18	97.0	6.42	4.9	SR9	19/10/2014 23:30	26.96	94.2	6.25	5.6
SR9	19/10/2014 5:35	26.75	86.8	5.77	6.6	SR9	19/10/2014 11:35	26.79	89.5	5.96	6.9	SR9	19/10/2014 17:35	27.14	95.7	6.34	5.6	SR9	19/10/2014 23:35	26.95	93.8	6.23	5.7
SR9	19/10/2014 5:40	26.77	87.1	5.79	6.7	SR9	19/10/2014 11:40	26.82	90.3	6.02	6.6	SR9	19/10/2014 17:40	27.14	96.0	6.36	5.6	SR9	19/10/2014 23:40	26.94	92.8	6.16	5.2
SR9	19/10/2014 5:45	26.76	86.6	5.76	7.2	SR9	19/10/2014 11:45	26.80	89.3	5.95	7.5	SR9	19/10/2014 17:45	27.13	95.6	6.34	5.5	SR9	19/10/2014 23:45	26.95	94.0	6.24	6.1
SR9	19/10/2014 5:50	26.75	86.9	5.78	6.8	SR9	19/10/2014 11:50	26.82	90.1	6.00	6.8	SR9	19/10/2014 17:50	27.14	95.3	6.32	4.9	SR9	19/10/2014 23:50	26.95	93.6	6.21	5.7
SR9	19/10/2014 5:55	26.74	86.4	5.74	6.9	SR9	19/10/2014 11:55	26.78	88.2	5.87	9.1	SR9	19/10/2014 17:55	27.14	96.9	6.42	4.7	SR9	19/10/2014 23:55	26.94	93.4	6.20	5.7

Station	Timestamp	Temp (° C)	DO (%)	DO (mg/L)	Tur (NTU)	Station	Timestamp	Temp (° C)	DO (%)	DO (mg/L)	Tur (NTU)	Station	Timestamp	Temp (° C)	DO (%)	DO (mg/L)	Tur (NTU)	Station	Timestamp	Temp (°C)	DO (%)	DO (mg/L)	Tur (NTU)
SR10	19/10/2014 0:00	27.64	86.8	**5.79**	2.8	SR10	19/10/2014 6:00	27.48	83.4	**5.57**	2.0	SR10	19/10/2014 12:00	27.61	85.9	**5.72**	1.7	SR10	19/10/2014 18:00	27.82	82.3	**5.47**	1.9
SR10	19/10/2014 0:05	27.64	86.6	**5.77**	2.6	SR10	19/10/2014 6:05	27.48	83.8	**5.60**	2.2	SR10	19/10/2014 12:05	27.59	84.2	**5.62**	2.1	SR10	19/10/2014 18:05	27.83	83.1	**5.53**	1.2
SR10	19/10/2014 0:10	27.65	86.9	**5.80**	2.3	SR10	19/10/2014 6:10	27.50	85.0	**5.68**	2.8	SR10	19/10/2014 12:10	27.62	85.3	**5.68**	1.8	SR10	19/10/2014 18:10	27.83	85.2	**5.67**	1.5
SR10	19/10/2014 0:15	27.64	86.8	**5.79**	2.6	SR10	19/10/2014 6:15	27.51	85.0	**5.68**	2.1	SR10	19/10/2014 12:15	27.56	82.2	**5.48**	2.6	SR10	19/10/2014 18:15	27.81	85.5	**5.69**	1.4
SR10	19/10/2014 0:20	27.62	87.4	**5.83**	2.5	SR10	19/10/2014 6:20	27.51	85.1	**5.69**	2.3	SR10	19/10/2014 12:20	27.61	82.0	**5.47**	2.3	SR10	19/10/2014 18:20	27.82	85.8	**5.71**	1.3
SR10	19/10/2014 0:25	27.64	87.3	**5.82**	2.8	SR10	19/10/2014 6:25	27.51	85.1	**5.69**	2.3	SR10	19/10/2014 12:25	27.62	84.6	**5.64**	2.9	SR10	19/10/2014 18:25	27.82	84.9	**5.65**	1.6
SR10	19/10/2014 0:30	27.59	87.6	**5.85**	2.2	SR10	19/10/2014 6:30	27.47	84.3	**5.64**	1.9	SR10	19/10/2014 12:30	27.65	86.4	**5.76**	2.1	SR10	19/10/2014 18:30	27.82	85.4	**5.68**	1.4
SR10	19/10/2014 0:35	27.59	87.9	**5.87**	2.3	SR10	19/10/2014 6:35	27.47	83.5	**5.59**	1.9	SR10	19/10/2014 12:35	27.67	86.3	**5.75**	1.9	SR10	19/10/2014 18:35	27.81	85.4	**5.69**	1.6
SR10	19/10/2014 0:40	27.59	87.8	**5.85**	2.2	SR10	19/10/2014 6:40	27.45	83.4	**5.58**	2.6	SR10	19/10/2014 12:40	27.66	86.2	**5.74**	1.7	SR10	19/10/2014 18:40	27.82	86.1	**5.73**	1.3
SR10	19/10/2014 0:45	27.59	87.8	**5.86**	2.3	SR10	19/10/2014 6:45	27.45	81.6	**5.46**	2.2	SR10	19/10/2014 12:45	27.67	86.4	**5.75**	1.7	SR10	19/10/2014 18:45	27.83	86.9	**5.78**	1.5
SR10	19/10/2014 0:50	27.61	87.6	**5.85**	2.4	SR10	19/10/2014 6:50	27.45	78.7	**5.26**	2.1	SR10	19/10/2014 12:50	27.67	86.2	**5.74**	2.0	SR10	19/10/2014 18:50	27.82	85.9	**5.71**	2.0
SR10	19/10/2014 0:55	27.60	87.9	**5.86**	2.6	SR10	19/10/2014 6:55	27.44	78.7	**5.26**	3.1	SR10	19/10/2014 12:55	27.68	86.5	**5.76**	2.9	SR10	19/10/2014 18:55	27.82	82.3	**5.48**	2.0
SR10	19/10/2014 1:00	27.60	87.5	**5.84**	2.1	SR10	19/10/2014 7:00	27.44	81.1	**5.43**	2.3	SR10	19/10/2014 13:00	27.68	87.5	**5.83**	1.9	SR10	19/10/2014 19:00	27.81	83.6	**5.56**	2.2
SR10	19/10/2014 1:05	27.61	87.7	**5.85**	2.1	SR10	19/10/2014 7:05	27.44	79.8	**5.33**	1.8	SR10	19/10/2014 13:05	27.68	87.6	**5.83**	1.7	SR10	19/10/2014 19:05	27.81	84.7	**5.63**	1.4
SR10	19/10/2014 1:10	27.60	87.8	**5.85**	2.1	SR10	19/10/2014 7:10	27.44	76.4	**5.11**	2.0	SR10	19/10/2014 13:10	27.69	88.5	**5.89**	1.5	SR10	19/10/2014 19:10	27.79	82.1	**5.47**	2.3
SR10	19/10/2014 1:15	27.60	87.4	**5.83**	2.3	SR10	19/10/2014 7:15	27.44	79.5	**5.32**	3.7	SR10	19/10/2014 13:15	27.72	90.7	6.03	2.5	SR10	19/10/2014 19:15	27.79	78.7	**5.24**	2.6
SR10	19/10/2014 1:20	27.61	87.4	**5.83**	2.5	SR10	19/10/2014 7:20	27.44	78.6	**5.25**	4.3	SR10	19/10/2014 13:20	27.74	91.8	6.10	1.5	SR10	19/10/2014 19:20	27.78	77.5	**5.16**	2.2
SR10	19/10/2014 1:25	27.61	87.5	**5.84**	2.5	SR10	19/10/2014 7:25	27.44	79.1	**5.28**	2.7	SR10	19/10/2014 13:25	27.73	91.8	6.10	1.3	SR10	19/10/2014 19:25	27.77	77.2	**5.14**	2.1
SR10	19/10/2014 1:30	27.62	87.6	**5.84**	2.1	SR10	19/10/2014 7:30	27.44	78.1	**5.22**	2.0	SR10	19/10/2014 13:30	27.74	91.7	6.10	1.6	SR10	19/10/2014 19:30	27.76	77.2	**5.14**	2.3
SR10	19/10/2014 1:35	27.61	87.4	**5.83**	2.1	SR10	19/10/2014 7:35	27.44	78.4	**5.24**	1.9	SR10	19/10/2014 13:35	27.73	91.8	6.10	1.7	SR10	19/10/2014 19:35	27.76	80.0	**5.33**	1.7
SR10	19/10/2014 1:40	27.61	87.4	**5.83**	3.2	SR10	19/10/2014 7:40	27.46	79.8	**5.33**	2.2	SR10	19/10/2014 13:40	27.74	91.3	6.07	2.2	SR10	19/10/2014 19:40	27.75	77.7	**5.17**	1.8
SR10	19/10/2014 1:45	27.62	87.5	**5.84**	2.3	SR10	19/10/2014 7:45	27.42	81.3	**5.43**	1.9	SR10	19/10/2014 13:45	27.75	91.6	6.09	2.3	SR10	19/10/2014 19:45	27.75	75.7	**5.04**	1.7
SR10	19/10/2014 1:50	27.66	86.5	**5.76**	2.5	SR10	19/10/2014 7:50	27.42	81.0	**5.41**	2.2	SR10	19/10/2014 13:50	27.73	91.2	6.07	2.0	SR10	19/10/2014 19:50	27.75	77.0	**5.13**	1.5
SR10	19/10/2014 1:55	27.72	86.0	**5.73**	2.9	SR10	19/10/2014 7:55	27.42	81.6	**5.45**	2.0	SR10	19/10/2014 13:55	27.74	91.5	6.09	2.2	SR10	19/10/2014 19:55	27.74	76.0	**5.06**	1.6
SR10	19/10/2014 2:00	27.63	87.0	**5.80**	2.7	SR10	19/10/2014 8:00	27.43	81.6	**5.45**	1.8	SR10	19/10/2014 14:00	27.76	91.6	6.09	2.2	SR10	19/10/2014 20:00	27.73	80.4	**5.36**	1.9
SR10	19/10/2014 2:05	27.62	86.4	**5.77**	2.3	SR10	19/10/2014 8:05	27.45	79.7	**5.33**	2.1	SR10	19/10/2014 14:05	27.74	91.2	6.07	2.4	SR10	19/10/2014 20:05	27.72	83.1	**5.54**	1.5
SR10	19/10/2014 2:10	27.57	87.1	**5.81**	2.8	SR10	19/10/2014 8:10	27.45	82.0	**5.48**	1.8	SR10	19/10/2014 14:10	27.75	91.0	6.05	2.7	SR10	19/10/2014 20:10	27.72	85.5	**5.70**	1.3
SR10	19/10/2014 2:15	27.56	87.1	**5.81**	2.7	SR10	19/10/2014 8:15	27.45	80.4	**5.37**	2.3	SR10	19/10/2014 14:15	27.74	90.7	6.03	3.8	SR10	19/10/2014 20:15	27.72	88.7	**5.91**	2.7
SR10	19/10/2014 2:20	27.57	87.1	**5.81**	2.9	SR10	19/10/2014 8:20	27.47	82.7	**5.53**	1.9	SR10	19/10/2014 14:20	27.74	89.7	5.97	2.2	SR10	19/10/2014 20:20	27.70	87.4	**5.83**	2.2
SR10	19/10/2014 2:25	27.56	86.3	**5.76**	3.0	SR10	19/10/2014 8:25	27.45	84.0	**5.61**	1.6	SR10	19/10/2014 14:25	27.75	88.6	**5.89**	2.3	SR10	19/10/2014 20:25	27.70	83.0	**5.53**	1.9
SR10	19/10/2014 2:30	27.55	86.4	**5.76**	3.0	SR10	19/10/2014 8:30	27.46	83.9	**5.61**	1.8	SR10	19/10/2014 14:30	27.75	83.4	**5.55**	2.5	SR10	19/10/2014 20:30	27.71	78.5	**5.23**	1.5
SR10	19/10/2014 2:35	27.56	86.8	**5.79**	2.3	SR10	19/10/2014 8:35	27.46	83.2	**5.56**	2.0	SR10	19/10/2014 14:35	27.74	81.7	**5.43**	1.9	SR10	19/10/2014 20:35	27.70	76.5	**5.10**	1.3
SR10	19/10/2014 2:40	27.56	86.5	**5.77**	2.8	SR10	19/10/2014 8:40	27.47	82.6	**5.52**	2.5	SR10	19/10/2014 14:40	27.73	81.4	**5.41**	2.3	SR10	19/10/2014 20:40	27.70	78.6	**5.24**	2.0
SR10	19/10/2014 2:45	27.55	86.6	**5.78**	2.5	SR10	19/10/2014 8:45	27.47	82.6	**5.52**	2.3	SR10	19/10/2014 14:45	27.72	82.0	**5.46**	2.6	SR10	19/10/2014 20:45	27.70	76.3	**5.09**	2.3
SR10	19/10/2014 2:50	27.55	86.3	**5.76**	2.8	SR10	19/10/2014 8:50	27.47	83.4	**5.57**	2.1	SR10	19/10/2014 14:50	27.71	81.6	**5.43**	2.6	SR10	19/10/2014 20:50	27.69	75.9	**5.06**	1.6
SR10	19/10/2014 2:55	27.56	86.9	**5.80**	2.3	SR10	19/10/2014 8:55	27.47	82.3	**5.50**	2.6	SR10	19/10/2014 14:55	27.72	82.4	**5.48**	2.8	SR10	19/10/2014 20:55	27.69	75.0	**5.00**	2.0
SR10	19/10/2014 3:00	27.55	86.8	**5.80**	2.4	SR10	19/10/2014 9:00	27.47	83.6	**5.58**	2.5	SR10	19/10/2014 15:00	27.71	79.7	**5.30**	2.6	SR10	19/10/2014 21:00	27.68	78.6	**5.24**	1.8
SR10	19/10/2014 3:05	27.54	86.2	**5.75**	2.7	SR10	19/10/2014 9:05	27.47	83.2	**5.56**	1.9	SR10	19/10/2014 15:05	27.73	83.2	**5.54**	2.4	SR10	19/10/2014 21:05	27.68	77.6	**5.18**	1.6
SR10	19/10/2014 3:10	27.54	86.0	**5.74**	3.2	SR10	19/10/2014 9:10	27.46	83.6	**5.59**	1.8	SR10	19/10/2014 15:10	27.78	86.3	**5.74**	2.0	SR10	19/10/2014 21:10	27.68	80.2	**5.35**	1.8
SR10	19/10/2014 3:15	27.54	85.7	**5.72**	3.5	SR10	19/10/2014 9:15	27.47	83.6	**5.59**	2.2	SR10	19/10/2014 15:15	27.78	85.8	**5.70**	2.5	SR10	19/10/2014 21:15	27.67	78.5	**5.24**	1.8
SR10	19/10/2014 3:20	27.54	84.6	**5.65**	3.1	SR10	19/10/2014 9:20	27.47	83.8	**5.60**	2.0	SR10	19/10/2014 15:20	27.77	84.5	**5.62**	2.4	SR10	19/10/2014 21:20	27.67	85.0	**5.67**	2.0
SR10	19/10/2014 3:25	27.52	84.2	**5.62**	2.3	SR10	19/10/2014 9:25	27.47	82.8	**5.53**	2.3	SR10	19/10/2014 15:25	27.78	85.0	**5.65**	2.7	SR10	19/10/2014 21:25	27.66	84.7	**5.65**	1.8
SR10	19/10/2014 3:30	27.55	85.8	**5.73**	2.3	SR10	19/10/2014 9:30	27.47	84.2	**5.62**	1.8	SR10	19/10/2014 15:30	27.76	83.3	**5.54**	2.3	SR10	19/10/2014 21:30	27.66	83.2	**5.55**	1.8
SR10	19/10/2014 3:35	27.53	85.3	**5.70**	2.8	SR10	19/10/2014 9:35	27.47	84.2	**5.63**	2.0	SR10	19/10/2014 15:35	27.77	79.6	**5.29**	2.5	SR10	19/10/2014 21:35	27.65	80.4	**5.36**	1.8
SR10	19/10/2014 3:40	27.51	84.2	**5.63**	2.5	SR10	19/10/2014 9:40	27.47	84.5	**5.64**	2.2	SR10	19/10/2014 15:40	27.80	83.3	**5.54**	2.2	SR10	19/10/2014 21:40	27.65	88.3	**5.89**	2.0
SR10	19/10/2014 3:45	27.51	83.1	**5.55**	2.1	SR10	19/10/2014 9:45	27.48	84.3	**5.63**	1.7	SR10	19/10/2014 15:45	27.80	81.6	**5.42**	1.9	SR10	19/10/2014 21:45	27.65	84.5	**5.64**	2.1
SR10	19/10/2014 3:50	27.51	83.0	**5.55**	2.3	SR10	19/10/2014 9:50	27.48	84.6	**5.65**	2.1	SR10	19/10/2014 15:50	27.75	79.9	**5.32**	2.5	SR10	19/10/2014 21:50	27.64	83.1	**5.54**	1.7
SR10	19/10/2014 3:55	27.53	82.0	**5.48**	2.4	SR10	19/10/2014 9:55	27.48	84.4	**5.64**	2.2	SR10	19/10/2014 15:55	27.78	80.1	**5.32**	1.8	SR10	19/10/2014 21:55	27.63	87.5	**5.83**	1.8
SR10	19/10/2014 4:00	27.51	82.4	**5.51**	2.0	SR10	19/10/2014 10:00	27.49	84.2	**5.62**	2.2	SR10	19/10/2014 16:00	27.79	85.4	**5.68**	1.4	SR10	19/10/2014 22:00	27.62	84.4	**5.63**	2.2
SR10	19/10/2014 4:05	27.51	81.5	**5.45**	2.2	SR10	19/10/2014 10:05	27.49	83.7	**5.59**	2.1	SR10	19/10/2014 16:05	27.79	88.5	**5.88**	1.3	SR10	19/10/2014 22:05	27.63	85.8	**5.72**	2.5
SR10	19/10/2014 4:10	27.51	82.3	**5.50**	2.4	SR10	19/10/2014 10:10	27.50	83.8	**5.60**	1.7	SR10	19/10/2014 16:10	27.80	88.1	**5.86**	1.9	SR10	19/10/2014 22:10	27.62	86.5	**5.77**	1.9
SR10	19/10/2014 4:15	27.51	82.7	**5.53**	2.1	SR10	19/10/2014 10:15	27.49	84.2	**5.62**	1.9	SR10	19/10/2014 16:15	27.80	87.5	**5.82**	1.3	SR10	19/10/2014 22:15	27.63	87.3	**5.82**	2.1
SR10	19/10/2014 4:20	27.52	81.4	**5.44**	2.2	SR10	19/10/2014 10:20	27.49	84.4	**5.63**	1.9	SR10	19/10/2014 16:20	27.81	88.2	**5.87**	1.3	SR10	19/10/2014 22:20	27.62	87.3	**5.82**	1.7
SR10	19/10/2014 4:25	27.49	82.1	**5.49**	2.4	SR10	19/10/2014 10:25	27.49	83.8	**5.60**	1.8	SR10	19/10/2014 16:25	27.82	86.4	**5.75**	1.2	SR10	19/10/2014 22:25	27.62	83.1	**5.54**	1.7
SR10	19/10/2014 4:30	27.50	82.0	**5.48**	2.1	SR10	19/10/2014 10:30	27.50	84.5	**5.64**	1.6	SR10	19/10/2014 16:30	27.83	86.4	**5.74**	1.3	SR10	19/10/2014 22:30	27.61	82.9	**5.53**	1.7
SR10	19/10/2014 4:35	27.51	81.8	**5.47**	2.4	SR10	19/10/2014 10:35	27.50	84.0	**5.61**	1.7	SR10	19/10/2014 16:35	27.83	89.9	5.98	4.5	SR10	19/10/2014 22:35	27.62	86.2	**5.75**	1.8
SR10	19/10/2014 4:40	27.49	80.9	**5.41**	2.3	SR10	19/10/2014 10:40	27.51	85.2	**5.69**	1.3	SR10	19/10/2014 16:40	27.81	88.9	**5.91**	1.2	SR10	19/10/2014 22:40	27.61	86.5	**5.77**	4.2
SR10	19/10/2014 4:45	27.52	81.0	**5.41**	2.7	SR10	19/10/2014 10:45	27.50	85.0	**5.68**	1.6	SR10	19/10/2014 16:45	27.84	89.9	5.97	1.2	SR10	19/10/2014 22:45	27.61	81.8	**5.46**	1.7
SR10	19/10/2014 4:50	27.53	84.8	**5.66**	2.5	SR10	19/10/2014 10:50	27.50	84.7	**5.66**	1.5	SR10	19/10/2014 16:50	27.82	87.5	**5.82**	1.1	SR10	19/10/2014 22:50	27.61	81.7	**5.45**	1.5
SR10	19/10/2014 4:55	27.52	82.7	**5.52**	2.7	SR10	19/10/2014 10:55	27.51	85.4	**5.70**	1.4	SR10	19/10/2014 16:55	27.81	83.2	**5.53**	1.2	SR10	19/10/2014 22:55	27.60	80.0	**5.34**	1.6
SR10	19/10/2014 5:00	27.54	85.3	**5.70**	2.9	SR10	19/10/2014 11:00	27.51	85.0	**5.68**	1.5	SR10	19/10/2014 17:00	27.80	79.2	**5.27**	1.5	SR10	19/10/2014 23:00	27.60	82.8	**5.53**	1.6
SR10	19/10/2014 5:05	27.51	80.8	**5.40**	2.6	SR10	19/10/2014 11:05	27.51	84.7	**5.66**	1.4	SR10	19/10/2014 17:05	27.78	78.1	**5.19**	1.5	SR10	19/10/2014 23:05	27.60	82.9	**5.53**	1.7
SR10	19/10/2014 5:10	27.51	80.8	**5.40**	2.5	SR10	19/10/2014 11:10	27.52	85.1	**5.68**	2.3	SR10	19/10/2014 17:10	27.76	80.9	**5.38**	1.4	SR10	19/10/2014 23:10	27.60	81.5	**5.45**	1.4
SR10	19/10/2014 5:15	27.51	81.0	**5.41**	2.3	SR10	19/10/2014 11:15	27.53	85.1	**5.68**	1.4	SR10	19/10/2014 17:15	27.75	77.8	**5.18**	2.0	SR10	19/10/2014 23:15	27.59	81.2	**5.43**	1.7
SR10	19/10/2014 5:20	27.50	80.0	**5.34**	2.6	SR10	19/10/2014 11:20	27.52	81.6	**5.45**	1.9	SR10	19/10/2014 17:20	27.75	75.3	**5.01**	2.4	SR10	19/10/2014 23:20	27.60	81.6	**5.45**	1.7
SR10	19/10/2014 5:25	27.50	80.7	**5.40**	2.6	SR10	19/10/2014 11:25	27.55	84.9	**5.67**	1.5	SR10	19/10/2014 17:25	27.74	75.2	**5.01**	2.6	SR10	19/10/2014 23:25	27.59	84.8	**5.67**	1.8
SR10	19/10/2014 5:30	27.49	79.9	**5.34**	2.2	SR10	19/10/2014 11:30	27.56	85.6	**5.71**	1.9	SR10	19/10/2014 17:30	27.75	75.6	**5.03**	2.1	SR10	19/10/2014 23:30	27.59	82.7	**5.52**	1.7
SR10	19/10/2014 5:35	27.48	83.1	**5.56**	2.1	SR10	19/10/2014 11:35	27.57	86.2	**5.75**	1.5	SR10	19/10/2014 17:35	27.77	79.8	**5.31**	2.4	SR10	19/10/2014 23:35	27.57	84.0	**5.61**	1.6
SR10	19/10/2014 5:40	27.50	83.4	**5.57**	2.2	SR10	19/10/2014 11:40	27.56	85.7	**5.72**	1.6	SR10	19/10/2014 17:40	27.79	81.5	**5.42**	1.7	SR10	19/10/2014 23:40	27.58	84.3	**5.63**	1.5
SR10	19/10/2014 5:45	27.48	81.0	**5.41**	2.3	SR10	19/10/2014 11:45	27.56	85.6	**5.71**	1.7	SR10	19/10/2014 17:45	27.78	79.3	**5.28**	1.3	SR10	19/10/2014 23:45	27.55	85.5	**5.72**	1.6
SR10	19/10/2014 5:50	27.49	81.8	**5.46**	2.0	SR10	19/10/2014 11:50	27.58	86.2	**5.75**	1.5	SR10	19/10/2014 17:50	27.81	82.3	**5.48**	1.2	SR10	19/10/2014 23:50	27.57	85.8	**5.74**	1.6
SR10	19/10/2014 5:55	27.50	83.7	**5.59**	2.3	SR10	19/10/2014 11:55	27.62	86.6	**5.77**	1.8	SR10	19/10/2014 17:55	27.82	83.7	**5.57**	1.5	SR10	19/10/2014 23:55	27.57	86.6	**5.79**	2.3

Station	Timestamp	Temp (° C)	DO (%)	DO (mg/L)	Tur (NTU)	Station	Timestamp	Temp (° C)	DO (%)	DO (mg/L)	Tur (NTU)	Station	Timestamp	Temp (° C)	DO (%)	DO (mg/L)	Tur (NTU)	Station	Timestamp	Temp (°C)	DO (%)	DO (mg/L)	Tur (NTU)
SR11	19/10/2014 0:00	27.45	76.7	**5.17**	1.2	SR11	19/10/2014 6:00	27.35	76.5	**5.16**	2.3	SR11	19/10/2014 12:00	27.39	83.5	**5.62**	1.4	SR11	19/10/2014 18:00	27.62	84.0	**5.65**	1.4
SR11	19/10/2014 0:05	27.45	75.9	**5.12**	1.3	SR11	19/10/2014 6:05	27.35	77.1	**5.22**	1.7	SR11	19/10/2014 12:05	27.41	83.8	**5.65**	1.5	SR11	19/10/2014 18:05	27.63	84.6	**5.70**	1.4
SR11	19/10/2014 0:10	27.46	77.1	**5.20**	1.1	SR11	19/10/2014 6:10	27.34	77.4	**5.23**	1.6	SR11	19/10/2014 12:10	27.41	83.9	**5.65**	1.5	SR11	19/10/2014 18:10	27.63	84.7	**5.70**	1.5
SR11	19/10/2014 0:15	27.42	75.8	**5.11**	1.2	SR11	19/10/2014 6:15	27.35	78.1	**5.28**	1.2	SR11	19/10/2014 12:15	27.42	84.0	**5.66**	1.9	SR11	19/10/2014 18:15	27.62	83.5	**5.63**	1.4
SR11	19/10/2014 0:20	27.44	75.6	**5.10**	1.9	SR11	19/10/2014 6:20	27.35	78.4	**5.29**	1.4	SR11	19/10/2014 12:20	27.41	81.6	**5.51**	1.5	SR11	19/10/2014 18:20	27.61	83.7	**5.63**	1.6
SR11	19/10/2014 0:25	27.45	76.5	**5.16**	1.2	SR11	19/10/2014 6:25	27.34	78.5	**5.30**	1.3	SR11	19/10/2014 12:25	27.43	84.5	**5.68**	1.4	SR11	19/10/2014 18:25	27.61	82.9	**5.59**	1.2
SR11	19/10/2014 0:30	27.43	75.0	**5.05**	1.3	SR11	19/10/2014 6:30	27.33	76.9	**5.20**	1.3	SR11	19/10/2014 12:30	27.43	84.9	**5.72**	1.4	SR11	19/10/2014 18:30	27.62	84.0	**5.66**	1.4
SR11	19/10/2014 0:35	27.42	74.7	**5.05**	1.1	SR11	19/10/2014 6:35	27.34	77.3	**5.22**	1.8	SR11	19/10/2014 12:35	27.46	85.6	**5.78**	1.4	SR11	19/10/2014 18:35	27.62	83.7	**5.64**	1.5
SR11	19/10/2014 0:40	27.43	75.0	**5.06**	1.3	SR11	19/10/2014 6:40	27.33	76.7	**5.18**	1.6	SR11	19/10/2014 12:40	27.44	84.4	**5.69**	1.2	SR11	19/10/2014 18:40	27.60	82.9	**5.58**	1.2
SR11	19/10/2014 0:45	27.43	75.0	**5.06**	1.4	SR11	19/10/2014 6:45	27.33	76.5	**5.16**	1.9	SR11	19/10/2014 12:45	27.46	85.1	**5.74**	1.2	SR11	19/10/2014 18:45	27.64	86.3	**5.81**	1.7
SR11	19/10/2014 0:50	27.41	74.4	**5.03**	1.5	SR11	19/10/2014 6:50	27.33	77.5	**5.23**	2.2	SR11	19/10/2014 12:50	27.46	85.7	**5.78**	1.4	SR11	19/10/2014 18:50	27.63	85.4	**5.75**	1.5
SR11	19/10/2014 0:55	27.44	75.3	**5.08**	1.8	SR11	19/10/2014 6:55	27.33	76.7	**5.18**	2.0	SR11	19/10/2014 12:55	27.47	85.7	**5.77**	1.2	SR11	19/10/2014 18:55	27.61	84.2	**5.67**	1.5
SR11	19/10/2014 1:00	27.43	75.3	**5.07**	1.4	SR11	19/10/2014 7:00	27.32	77.6	**5.24**	2.4	SR11	19/10/2014 13:00	27.48	85.1	**5.74**	1.6	SR11	19/10/2014 19:00	27.61	84.1	**5.67**	1.4
SR11	19/10/2014 1:05	27.43	75.6	**5.10**	1.4	SR11	19/10/2014 7:05	27.32	75.3	**5.09**	3.2	SR11	19/10/2014 13:05	27.48	86.2	**5.80**	1.4	SR11	19/10/2014 19:05	27.63	84.5	**5.69**	1.6
SR11	19/10/2014 1:10	27.43	74.5	**5.02**	1.7	SR11	19/10/2014 7:10	27.33	77.0	**5.20**	2.4	SR11	19/10/2014 13:10	27.47	85.4	**5.76**	1.0	SR11	19/10/2014 19:10	27.59	83.1	**5.60**	1.0
SR11	19/10/2014 1:15	27.44	75.0	**5.07**	1.9	SR11	19/10/2014 7:15	27.32	76.1	**5.13**	2.0	SR11	19/10/2014 13:15	27.51	86.7	**5.83**	1.5	SR11	19/10/2014 19:15	27.61	83.7	**5.64**	1.4
SR11	19/10/2014 1:20	27.44	75.5	**5.09**	1.5	SR11	19/10/2014 7:20	27.32	76.1	**5.14**	2.2	SR11	19/10/2014 13:20	27.52	86.6	**5.84**	1.6	SR11	19/10/2014 19:20	27.61	84.3	**5.68**	1.2
SR11	19/10/2014 1:25	27.45	76.6	**5.16**	1.6	SR11	19/10/2014 7:25	27.31	75.3	**5.08**	2.5	SR11	19/10/2014 13:25	27.52	85.0	**5.72**	1.4	SR11	19/10/2014 19:25	27.60	83.1	**5.59**	1.1
SR11	19/10/2014 1:30	27.44	76.2	**5.13**	1.7	SR11	19/10/2014 7:30	27.32	75.5	**5.11**	2.3	SR11	19/10/2014 13:30	27.56	88.0	**5.92**	1.4	SR11	19/10/2014 19:30	27.59	83.3	**5.61**	1.1
SR11	19/10/2014 1:35	27.43	75.0	**5.06**	1.9	SR11	19/10/2014 7:35	27.31	76.0	**5.15**	2.3	SR11	19/10/2014 13:35	27.57	88.1	**5.93**	1.4	SR11	19/10/2014 19:35	27.60	82.9	**5.58**	1.0
SR11	19/10/2014 1:40	27.42	74.3	**5.02**	1.6	SR11	19/10/2014 7:40	27.30	74.9	**5.07**	2.3	SR11	19/10/2014 13:40	27.59	89.1	6.00	1.6	SR11	19/10/2014 19:40	27.59	82.5	**5.55**	1.1
SR11	19/10/2014 1:45	27.44	75.5	**5.10**	1.7	SR11	19/10/2014 7:45	27.30	75.0	**5.08**	2.0	SR11	19/10/2014 13:45	27.55	86.6	**5.83**	1.3	SR11	19/10/2014 19:45	27.60	82.5	**5.56**	1.2
SR11	19/10/2014 1:50	27.43	73.3	**4.95**	4.6	SR11	19/10/2014 7:50	27.30	75.1	**5.08**	1.9	SR11	19/10/2014 13:50	27.55	84.8	**5.71**	1.5	SR11	19/10/2014 19:50	27.59	82.4	**5.54**	1.5
SR11	19/10/2014 1:55	27.44	75.3	**5.09**	1.7	SR11	19/10/2014 7:55	27.29	74.5	**5.03**	2.0	SR11	19/10/2014 13:55	27.60	89.4	6.02	1.3	SR11	19/10/2014 19:55	27.59	84.0	**5.66**	1.1
SR11	19/10/2014 2:00	27.44	74.7	**5.04**	1.8	SR11	19/10/2014 8:00	27.29	75.0	**5.07**	2.1	SR11	19/10/2014 14:00	27.60	88.9	5.99	1.5	SR11	19/10/2014 20:00	27.58	83.6	**5.65**	1.0
SR11	19/10/2014 2:05	27.43	75.6	**5.11**	1.3	SR11	19/10/2014 8:05	27.28	75.0	**5.06**	2.0	SR11	19/10/2014 14:05	27.60	89.4	6.02	1.2	SR11	19/10/2014 20:05	27.59	83.4	**5.62**	1.1
SR11	19/10/2014 2:10	27.43	72.9	**4.92**	1.8	SR11	19/10/2014 8:10	27.26	75.5	**5.10**	1.8	SR11	19/10/2014 14:10	27.59	89.4	6.02	1.4	SR11	19/10/2014 20:10	27.58	82.8	**5.57**	1.9
SR11	19/10/2014 2:15	27.44	75.4	**5.10**	2.9	SR11	19/10/2014 8:15	27.27	74.9	**5.07**	2.0	SR11	19/10/2014 14:15	27.61	89.8	6.04	1.4	SR11	19/10/2014 20:15	27.60	83.0	**5.59**	1.3
SR11	19/10/2014 2:20	27.44	75.8	**5.11**	1.8	SR11	19/10/2014 8:20	27.26	75.5	**5.11**	1.4	SR11	19/10/2014 14:20	27.61	89.9	6.05	1.4	SR11	19/10/2014 20:20	27.58	83.0	**5.58**	1.1
SR11	19/10/2014 2:25	27.45	75.5	**5.09**	1.8	SR11	19/10/2014 8:25	27.27	75.1	**5.08**	2.0	SR11	19/10/2014 14:25	27.58	86.1	**5.80**	1.3	SR11	19/10/2014 20:25	27.57	82.5	**5.56**	1.3
SR11	19/10/2014 2:30	27.44	75.7	**5.11**	1.8	SR11	19/10/2014 8:30	27.26	74.6	**5.04**	2.0	SR11	19/10/2014 14:30	27.61	89.8	6.04	1.4	SR11	19/10/2014 20:30	27.58	83.1	**5.59**	1.2
SR11	19/10/2014 2:35	27.45	77.1	**5.20**	1.7	SR11	19/10/2014 8:35	27.26	74.7	**5.05**	1.8	SR11	19/10/2014 14:35	27.57	87.6	**5.91**	1.4	SR11	19/10/2014 20:35	27.57	82.9	**5.58**	1.0
SR11	19/10/2014 2:40	27.42	77.3	**5.21**	1.4	SR11	19/10/2014 8:40	27.25	75.3	**5.09**	2.4	SR11	19/10/2014 14:40	27.61	90.0	6.06	1.8	SR11	19/10/2014 20:40	27.61	83.7	**5.63**	1.6
SR11	19/10/2014 2:45	27.43	77.4	**5.22**	1.5	SR11	19/10/2014 8:45	27.25	76.8	**5.19**	2.1	SR11	19/10/2014 14:45	27.59	89.6	6.03	1.3	SR11	19/10/2014 20:45	27.58	82.8	**5.58**	1.3
SR11	19/10/2014 2:50	27.43	77.2	**5.21**	1.6	SR11	19/10/2014 8:50	27.25	75.2	**5.08**	2.0	SR11	19/10/2014 14:50	27.60	89.4	6.01	1.0	SR11	19/10/2014 20:50	27.58	82.6	**5.55**	1.5
SR11	19/10/2014 2:55	27.42	77.0	**5.20**	1.5	SR11	19/10/2014 8:55	27.25	75.7	**5.12**	1.8	SR11	19/10/2014 14:55	27.61	90.2	6.07	1.3	SR11	19/10/2014 20:55	27.58	82.8	**5.58**	1.7
SR11	19/10/2014 3:00	27.41	77.0	**5.19**	1.4	SR11	19/10/2014 9:00	27.25	76.1	**5.16**	2.1	SR11	19/10/2014 15:00	27.56	84.8	**5.70**	1.3	SR11	19/10/2014 21:00	27.62	85.6	**5.76**	1.9
SR11	19/10/2014 3:05	27.41	77.0	**5.20**	1.5	SR11	19/10/2014 9:05	27.25	75.5	**5.11**	3.6	SR11	19/10/2014 15:05	27.59	86.2	**5.80**	0.9	SR11	19/10/2014 21:05	27.61	83.2	**5.60**	2.1
SR11	19/10/2014 3:10	27.41	76.5	**5.17**	1.5	SR11	19/10/2014 9:10	27.25	75.0	**5.07**	2.1	SR11	19/10/2014 15:10	27.59	86.9	**5.85**	0.9	SR11	19/10/2014 21:10	27.64	86.2	**5.79**	2.1
SR11	19/10/2014 3:15	27.40	76.9	**5.18**	1.2	SR11	19/10/2014 9:15	27.25	75.0	**5.07**	2.1	SR11	19/10/2014 15:15	27.59	86.5	**5.82**	0.8	SR11	19/10/2014 21:15	27.65	86.2	**5.80**	2.2
SR11	19/10/2014 3:20	27.42	77.2	**5.20**	1.3	SR11	19/10/2014 9:20	27.24	74.4	**5.03**	1.6	SR11	19/10/2014 15:20	27.57	84.3	**5.68**	1.1	SR11	19/10/2014 21:20	27.64	86.7	**5.83**	2.5
SR11	19/10/2014 3:25	27.41	77.2	**5.20**	3.0	SR11	19/10/2014 9:25	27.23	75.1	**5.08**	1.6	SR11	19/10/2014 15:25	27.55	83.2	**5.61**	1.9	SR11	19/10/2014 21:25	27.67	88.5	**5.95**	2.4
SR11	19/10/2014 3:30	27.41	77.5	**5.22**	1.3	SR11	19/10/2014 9:30	27.21	76.0	**5.15**	2.1	SR11	19/10/2014 15:30	27.55	82.8	**5.58**	1.4	SR11	19/10/2014 21:30	27.67	88.1	**5.93**	2.5
SR11	19/10/2014 3:35	27.40	77.6	**5.24**	1.4	SR11	19/10/2014 9:35	27.22	75.4	**5.10**	1.7	SR11	19/10/2014 15:35	27.54	82.7	**5.57**	1.2	SR11	19/10/2014 21:35	27.61	85.9	**5.78**	1.9
SR11	19/10/2014 3:40	27.40	77.7	**5.24**	1.0	SR11	19/10/2014 9:40	27.24	77.0	**5.21**	2.1	SR11	19/10/2014 15:40	27.55	82.6	**5.57**	1.7	SR11	19/10/2014 21:40	27.63	84.2	**5.67**	2.3
SR11	19/10/2014 3:45	27.39	77.7	**5.24**	1.0	SR11	19/10/2014 9:45	27.24	78.2	**5.29**	2.0	SR11	19/10/2014 15:45	27.55	80.6	**5.43**	2.5	SR11	19/10/2014 21:45	27.64	86.2	**5.80**	2.8
SR11	19/10/2014 3:50	27.39	78.2	**5.28**	1.5	SR11	19/10/2014 9:50	27.24	77.2	**5.21**	1.6	SR11	19/10/2014 15:50	27.55	82.0	**5.53**	1.3	SR11	19/10/2014 21:50	27.59	83.3	**5.60**	1.6
SR11	19/10/2014 3:55	27.39	78.2	**5.28**	1.3	SR11	19/10/2014 9:55	27.23	77.7	**5.26**	1.2	SR11	19/10/2014 15:55	27.56	82.0	**5.52**	1.6	SR11	19/10/2014 21:55	27.61	83.5	**5.63**	1.9
SR11	19/10/2014 4:00	27.39	78.6	**5.31**	1.1	SR11	19/10/2014 10:00	27.23	75.4	**5.11**	1.6	SR11	19/10/2014 16:00	27.56	81.5	**5.49**	1.5	SR11	19/10/2014 22:00	27.59	82.6	**5.57**	1.7
SR11	19/10/2014 4:05	27.39	79.1	**5.34**	1.4	SR11	19/10/2014 10:05	27.24	78.6	**5.32**	1.5	SR11	19/10/2014 16:05	27.56	81.3	**5.48**	1.5	SR11	19/10/2014 22:05	27.60	82.9	**5.59**	2.1
SR11	19/10/2014 4:10	27.38	78.5	**5.29**	1.2	SR11	19/10/2014 10:10	27.24	76.4	**5.17**	1.8	SR11	19/10/2014 16:10	27.58	82.9	**5.59**	1.7	SR11	19/10/2014 22:10	27.61	82.0	**5.52**	1.7
SR11	19/10/2014 4:15	27.39	79.2	**5.35**	1.3	SR11	19/10/2014 10:15	27.25	76.1	**5.15**	1.3	SR11	19/10/2014 16:15	27.59	84.0	**5.66**	1.5	SR11	19/10/2014 22:15	27.64	83.7	**5.62**	1.9
SR11	19/10/2014 4:20	27.39	78.3	**5.28**	1.4	SR11	19/10/2014 10:20	27.25	78.9	**5.34**	1.6	SR11	19/10/2014 16:20	27.60	83.2	**5.60**	1.3	SR11	19/10/2014 22:20	27.62	83.4	**5.61**	1.7
SR11	19/10/2014 4:25	27.40	78.7	**5.31**	1.7	SR11	19/10/2014 10:25	27.26	76.2	**5.16**	2.2	SR11	19/10/2014 16:25	27.59	83.2	**5.61**	1.4	SR11	19/10/2014 22:25	27.63	84.6	**5.69**	2.0
SR11	19/10/2014 4:30	27.38	78.2	**5.27**	1.5	SR11	19/10/2014 10:30	27.25	77.3	**5.23**	2.0	SR11	19/10/2014 16:30	27.59	83.0	**5.59**	1.7	SR11	19/10/2014 22:30	27.63	83.6	**5.63**	2.0
SR11	19/10/2014 4:35	27.39	78.3	**5.29**	1.3	SR11	19/10/2014 10:35	27.26	77.0	**5.21**	1.6	SR11	19/10/2014 16:35	27.60	83.9	**5.65**	2.1	SR11	19/10/2014 22:35	27.62	82.7	**5.56**	2.0
SR11	19/10/2014 4:40	27.38	78.4	**5.29**	1.7	SR11	19/10/2014 10:40	27.26	78.5	**5.29**	1.9	SR11	19/10/2014 16:40	27.60	83.2	**5.60**	1.4	SR11	19/10/2014 22:40	27.60	81.8	**5.51**	1.6
SR11	19/10/2014 4:45	27.38	78.3	**5.28**	1.3	SR11	19/10/2014 10:45	27.29	77.3	**5.23**	2.4	SR11	19/10/2014 16:45	27.60	84.9	**5.72**	1.4	SR11	19/10/2014 22:45	27.60	82.1	**5.54**	1.6
SR11	19/10/2014 4:50	27.37	78.6	**5.30**	1.5	SR11	19/10/2014 10:50	27.29	77.8	**5.26**	2.3	SR11	19/10/2014 16:50	27.61	84.8	**5.71**	1.5	SR11	19/10/2014 22:50	27.61	81.6	**5.49**	1.7
SR11	19/10/2014 4:55	27.37	78.0	**5.27**	1.4	SR11	19/10/2014 10:55	27.29	76.7	**5.19**	1.8	SR11	19/10/2014 16:55	27.60	83.1	**5.60**	2.2	SR11	19/10/2014 22:55	27.60	81.3	**5.48**	1.3
SR11	19/10/2014 5:00	27.37	77.7	**5.25**	1.4	SR11	19/10/2014 11:00	27.29	77.9	**5.27**	1.6	SR11	19/10/2014 17:00	27.61	82.7	**5.57**	1.9	SR11	19/10/2014 23:00	27.60	80.7	**5.42**	1.4
SR11	19/10/2014 5:05	27.37	77.8	**5.26**	1.3	SR11	19/10/2014 11:05	27.28	78.4	**5.31**	1.8	SR11	19/10/2014 17:05	27.61	83.6	**5.63**	2.0	SR11	19/10/2014 23:05	27.62	81.5	**5.49**	1.8
SR11	19/10/2014 5:10	27.38	78.1	**5.28**	1.6	SR11	19/10/2014 11:10	27.27	79.4	**5.38**	1.7	SR11	19/10/2014 17:10	27.62	84.6	**5.70**	1.9	SR11	19/10/2014 23:10	27.61	81.0	**5.45**	1.5
SR11	19/10/2014 5:15	27.37	78.0	**5.28**	1.2	SR11	19/10/2014 11:15	27.29	78.3	**5.30**	2.5	SR11	19/10/2014 17:15	27.62	84.1	**5.67**	1.9	SR11	19/10/2014 23:15	27.62	81.3	**5.47**	2.0
SR11	19/10/2014 5:20	27.37	78.0	**5.27**	1.6	SR11	19/10/2014 11:20	27.31	79.1	**5.34**	2.1	SR11	19/10/2014 17:20	27.62	85.0	**5.72**	1.1	SR11	19/10/2014 23:20	27.60	80.3	**5.41**	1.8
SR11	19/10/2014 5:25	27.37	77.6	**5.24**	1.5	SR11	19/10/2014 11:25	27.33	80.4	**5.43**	2.0	SR11	19/10/2014 17:25	27.62	84.1	**5.66**	1.3	SR11	19/10/2014 23:25	27.61	81.0	**5.46**	1.7
SR11	19/10/2014 5:30	27.37	78.1	**5.27**	1.6	SR11	19/10/2014 11:30	27.37	82.6	**5.57**	1.8	SR11	19/10/2014 17:30	27.61	83.1	**5.60**	1.5	SR11	19/10/2014 23:30	27.61	81.4	**5.49**	2.2
SR11	19/10/2014 5:35	27.36	77.8	**5.26**	2.6	SR11	19/10/2014 11:35	27.38	83.3	**5.61**	1.6	SR11	19/10/2014 17:35	27.61	83.3	**5.60**	1.7	SR11	19/10/2014 23:35	27.62	81.7	**5.50**	1.9
SR11	19/10/2014 5:40	27.35	78.2	**5.29**	1.4	SR11	19/10/2014 11:40	27.36	79.0	**5.34**	1.9	SR11	19/10/2014 17:40	27.62	84.0	**5.66**	1.8	SR11	19/10/2014 23:40	27.62	80.8	**5.44**	2.1
SR11	19/10/2014 5:45	27.36	76.3	**5.16**	1.7	SR11	19/10/2014 11:45	27.35	77.6	**5.24**	1.9	SR11	19/10/2014 17:45	27.60	83.3	**5.61**	1.4	SR11	19/10/2014 23:45	27.62	80.1	**5.39**	2.4
SR11	19/10/2014 5:50	27.36	77.1	**5.22**	2.4	SR11	19/10/2014 11:50	27.35	80.7	**5.45**	1.6	SR11	19/10/2014 17:50	27.63	84.4	**5.69**	2.5	SR11	19/10/2014 23:50	27.62	80.4	**5.42**	2.2
SR11	19/10/2014 5:55	27.36	77.6	**5.24**	2.0	SR11	19/10/2014 11:55	27.38	83.5	**5.64**	1.6	SR11	19/10/2014 17:55	27.62	83.6	**5.63**	1.5	SR11	19/10/2014 23:55	27.60	79.2	**5.33**	1.7

Station	Timestamp	Temp (° C)	DO (%)	DO (mg/L)	Tur (NTU)	Station	Timestamp	Temp (° C)	DO (%)	DO (mg/L)	Tur (NTU)	Station	Timestamp	Temp (° C)	DO (%)	DO (mg/L)	Tur (NTU)	Station	Timestamp	Temp (°C)	DO (%)	DO (mg/L)	Tur (NTU)
SR12	19/10/2014 0:01	27.98	70.2	4.59	4.1	SR12	19/10/2014 6:01	27.90	69.2	4.53	4.6	SR12	19/10/2014 12:01	27.89	77.1	5.05	3.8	SR12	19/10/2014 18:01	27.93	69.7	4.56	6.0
SR12	19/10/2014 0:06	27.96	71.0	4.64	4.1	SR12	19/10/2014 6:06	27.91	69.1	4.52	5.6	SR12	19/10/2014 12:06	27.90	77.1	5.05	3.9	SR12	19/10/2014 18:06	27.93	69.8	4.57	5.4
SR12	19/10/2014 0:11	27.96	70.8	4.63	3.9	SR12	19/10/2014 6:11	27.92	68.1	4.46	5.0	SR12	19/10/2014 12:11	27.90	77.3	5.06	4.4	SR12	19/10/2014 18:11	27.93	69.1	4.52	5.7
SR12	19/10/2014 0:16	27.95	70.3	4.60	3.9	SR12	19/10/2014 6:16	27.93	67.6	4.42	**11.6**	SR12	19/10/2014 12:16	27.91	77.5	5.08	3.9	SR12	19/10/2014 18:16	27.92	69.3	4.54	6.1
SR12	19/10/2014 0:21	27.94	71.4	4.67	3.3	SR12	19/10/2014 6:21	27.92	68.7	4.49	8.1	SR12	19/10/2014 12:21	27.91	76.9	5.04	3.6	SR12	19/10/2014 18:21	27.93	68.9	4.51	7.8
SR12	19/10/2014 0:26	27.93	72.7	4.76	3.4	SR12	19/10/2014 6:26	27.92	68.8	4.50	7.4	SR12	19/10/2014 12:26	27.90	77.3	5.06	4.1	SR12	19/10/2014 18:26	27.93	69.2	4.53	6.7
SR12	19/10/2014 0:31	27.94	72.4	4.74	3.6	SR12	19/10/2014 6:31	27.88	67.3	4.40	5.5	SR12	19/10/2014 12:31	27.90	77.3	5.06	3.6	SR12	19/10/2014 18:31	27.93	69.1	4.52	6.0
SR12	19/10/2014 0:36	27.94	72.0	4.71	3.4	SR12	19/10/2014 6:36	27.89	66.1	4.32	4.7	SR12	19/10/2014 12:36	27.90	77.4	5.07	3.9	SR12	19/10/2014 18:36	27.93	68.6	4.49	6.6
SR12	19/10/2014 0:41	27.94	72.0	4.71	3.8	SR12	19/10/2014 6:41	27.90	66.1	4.32	4.2	SR12	19/10/2014 12:41	27.91	77.4	5.07	7.9	SR12	19/10/2014 18:41	27.93	68.7	4.49	7.3
SR12	19/10/2014 0:46	27.93	71.9	4.70	3.6	SR12	19/10/2014 6:46	27.91	66.9	4.38	5.1	SR12	19/10/2014 12:46	27.90	77.6	5.08	4.7	SR12	19/10/2014 18:46	27.93	69.0	4.52	8.4
SR12	19/10/2014 0:51	27.92	71.5	4.68	6.1	SR12	19/10/2014 6:51	27.91	66.2	4.33	4.5	SR12	19/10/2014 12:51	27.91	77.4	5.07	6.0	SR12	19/10/2014 18:51	27.93	69.5	4.55	6.5
SR12	19/10/2014 0:56	27.92	71.7	4.69	4.0	SR12	19/10/2014 6:56	27.89	66.3	4.34	5.4	SR12	19/10/2014 12:56	27.90	77.2	5.05	6.5	SR12	19/10/2014 18:56	27.92	70.3	4.60	5.9
SR12	19/10/2014 1:01	27.92	72.0	4.71	3.6	SR12	19/10/2014 7:01	27.86	67.5	4.42	4.1	SR12	19/10/2014 13:01	27.90	77.2	5.05	5.8	SR12	19/10/2014 19:01	27.92	70.6	4.62	5.7
SR12	19/10/2014 1:06	27.91	71.0	4.65	3.2	SR12	19/10/2014 7:06	27.85	68.5	4.48	3.9	SR12	19/10/2014 13:06	27.90	77.0	5.04	5.0	SR12	19/10/2014 19:06	27.92	69.5	4.55	5.4
SR12	19/10/2014 1:11	27.92	71.1	4.65	4.7	SR12	19/10/2014 7:11	27.86	68.7	4.50	8.5	SR12	19/10/2014 13:11	27.90	76.5	5.01	5.6	SR12	19/10/2014 19:11	27.92	68.4	4.47	5.4
SR12	19/10/2014 1:16	27.90	71.3	4.67	3.5	SR12	19/10/2014 7:16	27.84	68.6	4.50	4.2	SR12	19/10/2014 13:16	27.89	76.2	4.99	4.4	SR12	19/10/2014 19:16	27.90	68.8	4.50	4.6
SR12	19/10/2014 1:21	27.91	71.5	4.68	3.3	SR12	19/10/2014 7:21	27.84	68.4	4.48	6.3	SR12	19/10/2014 13:21	27.89	76.6	5.02	4.4	SR12	19/10/2014 19:21	27.92	67.9	4.44	4.7
SR12	19/10/2014 1:26	27.91	71.9	4.70	3.0	SR12	19/10/2014 7:26	27.87	68.0	4.45	7.4	SR12	19/10/2014 13:26	27.89	76.5	5.01	5.9	SR12	19/10/2014 19:26	27.93	68.5	4.48	4.8
SR12	19/10/2014 1:31	27.87	71.1	4.66	3.0	SR12	19/10/2014 7:31	27.84	68.8	4.51	4.6	SR12	19/10/2014 13:31	27.90	77.5	5.07	4.9	SR12	19/10/2014 19:31	27.93	67.9	4.44	5.4
SR12	19/10/2014 1:36	27.90	70.7	4.63	2.9	SR12	19/10/2014 7:36	27.85	69.2	4.54	5.1	SR12	19/10/2014 13:36	27.90	77.4	5.06	4.7	SR12	19/10/2014 19:36	27.93	68.0	4.45	4.5
SR12	19/10/2014 1:41	27.90	72.1	4.72	3.3	SR12	19/10/2014 7:41	27.86	67.9	4.45	8.0	SR12	19/10/2014 13:41	27.90	77.4	5.06	4.8	SR12	19/10/2014 19:41	27.93	68.7	4.49	5.7
SR12	19/10/2014 1:46	27.90	72.3	4.73	3.1	SR12	19/10/2014 7:46	27.88	67.8	4.44	8.5	SR12	19/10/2014 13:46	27.89	77.1	5.05	4.4	SR12	19/10/2014 19:46	27.93	68.7	4.49	5.6
SR12	19/10/2014 1:51	27.90	70.7	4.63	2.9	SR12	19/10/2014 7:51	27.88	67.3	4.41	7.0	SR12	19/10/2014 13:51	27.89	77.4	5.07	4.0	SR12	19/10/2014 19:51	27.93	69.3	4.53	6.4
SR12	19/10/2014 1:56	27.90	70.0	4.58	2.8	SR12	19/10/2014 7:56	27.88	67.6	4.43	6.1	SR12	19/10/2014 13:56	27.89	77.4	5.07	5.0	SR12	19/10/2014 19:56	27.93	69.4	4.54	5.7
SR12	19/10/2014 2:01	27.91	69.3	4.53	3.1	SR12	19/10/2014 8:01	27.89	68.5	4.48	5.6	SR12	19/10/2014 14:01	27.90	77.1	5.04	3.4	SR12	19/10/2014 20:01	27.93	69.3	4.53	5.5
SR12	19/10/2014 2:06	27.92	71.4	4.67	3.6	SR12	19/10/2014 8:06	27.89	68.2	4.46	5.9	SR12	19/10/2014 14:06	27.89	76.4	5.00	5.3	SR12	19/10/2014 20:06	27.93	69.9	4.58	7.4
SR12	19/10/2014 2:11	27.92	70.5	4.61	3.1	SR12	19/10/2014 8:11	27.84	70.4	4.61	3.6	SR12	19/10/2014 14:11	27.89	75.1	4.92	3.9	SR12	19/10/2014 20:11	27.93	70.3	4.60	5.6
SR12	19/10/2014 2:16	27.93	71.0	4.64	3.0	SR12	19/10/2014 8:16	27.86	69.6	4.56	4.2	SR12	19/10/2014 14:16	27.90	76.0	4.98	3.8	SR12	19/10/2014 20:16	27.92	70.3	4.60	5.3
SR12	19/10/2014 2:21	27.92	70.0	4.58	3.8	SR12	19/10/2014 8:21	27.86	70.3	4.60	3.6	SR12	19/10/2014 14:21	27.91	75.5	4.94	4.8	SR12	19/10/2014 20:21	27.92	70.0	4.58	4.8
SR12	19/10/2014 2:26	27.92	70.2	4.59	3.0	SR12	19/10/2014 8:26	27.87	70.0	4.58	3.3	SR12	19/10/2014 14:26	27.92	76.1	4.98	3.9	SR12	19/10/2014 20:26	27.92	69.1	4.52	5.9
SR12	19/10/2014 2:31	27.92	70.2	4.59	3.6	SR12	19/10/2014 8:31	27.86	70.0	4.59	3.9	SR12	19/10/2014 14:31	27.92	75.9	4.97	3.7	SR12	19/10/2014 20:31	27.92	70.4	4.61	5.2
SR12	19/10/2014 2:36	27.92	70.1	4.59	2.9	SR12	19/10/2014 8:36	27.87	69.4	4.55	3.7	SR12	19/10/2014 14:36	27.91	76.6	5.01	3.3	SR12	19/10/2014 20:36	27.91	70.5	4.61	5.3
SR12	19/10/2014 2:41	27.92	68.9	4.51	3.2	SR12	19/10/2014 8:41	27.87	68.6	4.49	4.1	SR12	19/10/2014 14:41	27.91	76.6	5.02	4.1	SR12	19/10/2014 20:41	27.91	70.6	4.62	4.9
SR12	19/10/2014 2:46	27.91	70.4	4.61	3.3	SR12	19/10/2014 8:46	27.88	69.0	4.51	4.7	SR12	19/10/2014 14:46	27.89	75.9	4.97	3.5	SR12	19/10/2014 20:46	27.91	71.1	4.65	4.7
SR12	19/10/2014 2:51	27.92	69.9	4.57	3.0	SR12	19/10/2014 8:51	27.88	68.4	4.48	4.5	SR12	19/10/2014 14:51	27.88	75.8	4.97	3.6	SR12	19/10/2014 20:51	27.91	70.7	4.63	5.9
SR12	19/10/2014 2:56	27.92	69.0	4.52	5.0	SR12	19/10/2014 8:56	27.86	69.4	4.54	3.8	SR12	19/10/2014 14:56	27.88	75.8	4.96	3.3	SR12	19/10/2014 20:56	27.91	70.3	4.60	5.1
SR12	19/10/2014 3:01	27.92	68.9	4.51	4.0	SR12	19/10/2014 9:01	27.85	71.3	4.67	3.0	SR12	19/10/2014 15:01	27.89	76.1	4.98	5.2	SR12	19/10/2014 21:01	27.91	69.9	4.58	4.9
SR12	19/10/2014 3:06	27.93	67.7	4.43	3.5	SR12	19/10/2014 9:06	27.85	70.5	4.62	4.0	SR12	19/10/2014 15:06	27.93	75.7	4.95	4.4	SR12	19/10/2014 21:06	27.91	69.9	4.57	6.6
SR12	19/10/2014 3:11	27.93	70.1	4.59	5.0	SR12	19/10/2014 9:11	27.86	69.9	4.58	3.7	SR12	19/10/2014 15:11	27.92	75.3	4.93	5.0	SR12	19/10/2014 21:11	27.91	70.4	4.61	5.5
SR12	19/10/2014 3:16	27.93	69.5	4.54	5.2	SR12	19/10/2014 9:16	27.85	70.7	4.63	4.2	SR12	19/10/2014 15:16	27.91	75.7	4.96	4.2	SR12	19/10/2014 21:16	27.91	69.7	4.56	5.1
SR12	19/10/2014 3:21	27.93	69.1	4.52	4.4	SR12	19/10/2014 9:21	27.85	70.8	4.63	3.7	SR12	19/10/2014 15:21	27.93	75.1	4.91	4.2	SR12	19/10/2014 21:21	27.90	70.1	4.59	4.8
SR12	19/10/2014 3:26	27.92	69.2	4.52	4.4	SR12	19/10/2014 9:26	27.86	70.9	4.64	3.9	SR12	19/10/2014 15:26	27.93	75.2	4.92	4.3	SR12	19/10/2014 21:26	27.90	70.1	4.59	5.8
SR12	19/10/2014 3:31	27.92	68.6	4.49	4.4	SR12	19/10/2014 9:31	27.85	71.8	4.70	3.6	SR12	19/10/2014 15:31	27.93	75.2	4.92	4.3	SR12	19/10/2014 21:31	27.86	70.9	4.64	4.1
SR12	19/10/2014 3:36	27.92	69.3	4.53	4.6	SR12	19/10/2014 9:36	27.86	71.1	4.66	3.4	SR12	19/10/2014 15:36	27.92	74.4	4.87	4.7	SR12	19/10/2014 21:36	27.89	70.4	4.61	4.3
SR12	19/10/2014 3:41	27.93	68.9	4.51	4.2	SR12	19/10/2014 9:41	27.85	71.9	4.71	3.6	SR12	19/10/2014 15:41	27.95	73.7	4.82	4.4	SR12	19/10/2014 21:41	27.90	73.2	4.79	4.0
SR12	19/10/2014 3:46	27.92	67.8	4.43	4.4	SR12	19/10/2014 9:46	27.86	71.8	4.70	4.3	SR12	19/10/2014 15:46	27.97	73.1	4.78	5.8	SR12	19/10/2014 21:46	27.89	71.0	4.65	4.7
SR12	19/10/2014 3:51	27.93	67.6	4.42	4.3	SR12	19/10/2014 9:51	27.85	72.8	4.77	3.6	SR12	19/10/2014 15:51	27.96	73.6	4.81	5.2	SR12	19/10/2014 21:51	27.90	71.1	4.66	4.4
SR12	19/10/2014 3:56	27.92	70.0	4.58	4.6	SR12	19/10/2014 9:56	27.85	73.8	4.83	3.2	SR12	19/10/2014 15:56	27.96	73.3	4.80	5.2	SR12	19/10/2014 21:56	27.89	72.3	4.73	3.9
SR12	19/10/2014 4:01	27.91	69.3	4.53	4.4	SR12	19/10/2014 10:01	27.86	73.0	4.78	3.0	SR12	19/10/2014 16:01	27.96	73.2	4.79	5.2	SR12	19/10/2014 22:01	27.89	71.7	4.69	4.6
SR12	19/10/2014 4:06	27.91	69.6	4.55	4.8	SR12	19/10/2014 10:06	27.85	73.8	4.83	3.4	SR12	19/10/2014 16:06	27.97	73.4	4.80	6.1	SR12	19/10/2014 22:06	27.90	70.2	4.60	4.5
SR12	19/10/2014 4:11	27.92	70.0	4.58	5.2	SR12	19/10/2014 10:11	27.85	73.9	4.84	4.1	SR12	19/10/2014 16:11	27.96	73.5	4.81	6.4	SR12	19/10/2014 22:11	27.88	72.9	4.78	4.1
SR12	19/10/2014 4:16	27.92	69.8	4.56	4.9	SR12	19/10/2014 10:16	27.86	74.2	4.86	4.2	SR12	19/10/2014 16:16	27.95	72.6	4.75	5.6	SR12	19/10/2014 22:16	27.88	72.5	4.74	4.0
SR12	19/10/2014 4:21	27.93	68.4	4.47	5.3	SR12	19/10/2014 10:21	27.86	73.5	4.82	4.8	SR12	19/10/2014 16:21	27.97	72.3	4.73	5.8	SR12	19/10/2014 22:21	27.88	74.5	4.88	4.3
SR12	19/10/2014 4:26	27.93	68.2	4.46	5.2	SR12	19/10/2014 10:26	27.86	73.8	4.83	5.3	SR12	19/10/2014 16:26	27.96	72.4	4.73	6.2	SR12	19/10/2014 22:26	27.88	74.0	4.85	4.1
SR12	19/10/2014 4:31	27.92	69.3	4.53	5.4	SR12	19/10/2014 10:31	27.86	74.1	4.85	4.5	SR12	19/10/2014 16:31	27.96	71.5	4.68	5.4	SR12	19/10/2014 22:31	27.88	73.7	4.83	4.3
SR12	19/10/2014 4:36	27.91	69.3	4.53	5.2	SR12	19/10/2014 10:36	27.86	74.8	4.90	4.0	SR12	19/10/2014 16:36	27.95	72.6	4.75	6.6	SR12	19/10/2014 22:36	27.88	73.6	4.82	4.1
SR12	19/10/2014 4:41	27.93	68.7	4.50	4.8	SR12	19/10/2014 10:41	27.87	74.5	4.88	4.5	SR12	19/10/2014 16:41	27.95	72.1	4.72	5.6	SR12	19/10/2014 22:41	27.88	73.6	4.82	4.0
SR12	19/10/2014 4:46	27.93	69.0	4.51	7.1	SR12	19/10/2014 10:46	27.86	75.1	4.92	4.3	SR12	19/10/2014 16:46	27.95	72.2	4.72	6.0	SR12	19/10/2014 22:46	27.88	72.7	4.76	3.8
SR12	19/10/2014 4:51	27.93	68.3	4.47	5.5	SR12	19/10/2014 10:51	27.86	75.5	4.95	6.3	SR12	19/10/2014 16:51	27.95	71.7	4.69	6.8	SR12	19/10/2014 22:51	27.87	72.8	4.77	4.9
SR12	19/10/2014 4:56	27.93	68.4	4.48	5.9	SR12	19/10/2014 10:56	27.88	75.9	4.97	5.8	SR12	19/10/2014 16:56	27.95	71.4	4.67	5.8	SR12	19/10/2014 22:56	27.87	72.1	4.72	3.9
SR12	19/10/2014 5:01	27.92	68.4	4.47	7.1	SR12	19/10/2014 11:01	27.87	76.0	4.98	5.2	SR12	19/10/2014 17:01	27.94	71.0	4.65	5.2	SR12	19/10/2014 23:01	27.87	71.5	4.68	3.7
SR12	19/10/2014 5:06	27.93	69.1	4.52	6.1	SR12	19/10/2014 11:06	27.87	76.4	5.00	4.1	SR12	19/10/2014 17:06	27.95	70.4	4.60	5.3	SR12	19/10/2014 23:06	27.88	71.8	4.70	3.6
SR12	19/10/2014 5:11	27.93	68.6	4.49	5.4	SR12	19/10/2014 11:11	27.88	76.5	5.01	3.8	SR12	19/10/2014 17:11	27.95	70.3	4.59	5.3	SR12	19/10/2014 23:11	27.88	70.7	4.63	3.7
SR12	19/10/2014 5:16	27.93	69.2	4.53	6.6	SR12	19/10/2014 11:16	27.88	76.8	5.03	4.1	SR12	19/10/2014 17:16	27.93	71.7	4.69	6.3	SR12	19/10/2014 23:16	27.88	71.2	4.66	4.4
SR12	19/10/2014 5:21	27.93	68.4	4.47	6.3	SR12	19/10/2014 11:21	27.88	76.5	5.01	3.9	SR12	19/10/2014 17:21	27.95	70.3	4.60	6.0	SR12	19/10/2014 23:21	27.89	71.2	4.66	4.5
SR12	19/10/2014 5:26	27.93	68.5	4.48	6.2	SR12	19/10/2014 11:26	27.88	76.4	5.00	3.7	SR12	19/10/2014 17:26	27.94	70.1	4.58	5.5	SR12	19/10/2014 23:26	27.86	72.8	4.77	4.4
SR12	19/10/2014 5:31	27.91	69.5	4.54	5.5	SR12	19/10/2014 11:31	27.88	76.1	4.98	3.9	SR12	19/10/2014 17:31	27.94	69.4	4.54	5.4	SR12	19/10/2014 23:31	27.86	72.8	4.77	4.3
SR12	19/10/2014 5:36	27.90	70.3	4.60	5.2	SR12	19/10/2014 11:36	27.89	76.1	4.98	4.8	SR12	19/10/2014 17:36	27.93	70.6	4.62	5.3	SR12	19/10/2014 23:36	27.85	72.9	4.78	3.6
SR12	19/10/2014 5:41	27.90	71.2	4.66	5.5	SR12	19/10/2014 11:41	27.90	76.3	4.99	4.1	SR12	19/10/2014 17:41	27.93	70.0	4.58	5.4	SR12	19/10/2014 23:41	27.85	75.8	4.97	4.2
SR12	19/10/2014 5:46	27.89	70.4	4.61	5.1	SR12	19/10/2014 11:46	27.89	76.3	4.99	4.2	SR12	19/10/2014 17:46	27.93	69.4	4.54	5.5	SR12	19/10/2014 23:46	27.86	76.2	4.99	4.2
SR12	19/10/2014 5:51	27.91	70.5	4.61	7.6	SR12	19/10/2014 11:51	27.88	76.5	5.01	4.9	SR12	19/10/2014 17:51	27.93	69.8	4.56	5.6	SR12	19/10/2014 23:51	27.85	76.5	5.01	3.7
SR12	19/10/2014 5:56	27.90	70.1	4.58	5.1	SR12	19/10/2014 11:56	27.90	76.5	5.01	4.1	SR12	19/10/2014 17:56	27.93	68.9	4.51	5.2	SR12	19/10/2014 23:56	27.85	75.1	4.92	3.5

Station	Timestamp	Temp (° C)	DO (%)	DO (mg/L)	Tur (NTU)	Station	Timestamp	Temp (° C)	DO (%)	DO (mg/L)	Tur (NTU)	Station	Timestamp	Temp (° C)	DO (%)	DO (mg/L)	Tur (NTU)	Station	Timestamp	Temp (°C)	DO (%)	DO (mg/L)	Tur (NTU)
SR13	19/10/2014 0:00	27.96	69.5	**4.58**	4.2	SR13	19/10/2014 6:00	27.96	66.0	**4.35**	1.2	SR13	19/10/2014 12:00	27.88	69.4	**4.59**	5.5	SR13	19/10/2014 18:00	27.99	71.5	**4.71**	0.2
SR13	19/10/2014 0:05	27.96	69.7	**4.59**	4.0	SR13	19/10/2014 6:05	27.96	65.6	**4.33**	0.5	SR13	19/10/2014 12:05	27.89	69.2	**4.57**	5.1	SR13	19/10/2014 18:05	27.99	71.9	**4.74**	0.1
SR13	19/10/2014 0:10	27.96	68.7	**4.53**	3.0	SR13	19/10/2014 6:10	27.95	65.9	**4.35**	0.8	SR13	19/10/2014 12:10	27.90	70.1	**4.63**	4.6	SR13	19/10/2014 18:10	27.98	73.4	**4.85**	0.6
SR13	19/10/2014 0:15	27.96	69.4	**4.57**	3.0	SR13	19/10/2014 6:15	27.96	65.5	**4.32**	0.8	SR13	19/10/2014 12:15	27.89	69.8	**4.61**	5.2	SR13	19/10/2014 18:15	27.98	73.3	**4.84**	0.2
SR13	19/10/2014 0:20	27.96	69.3	**4.57**	2.3	SR13	19/10/2014 6:20	27.96	65.1	**4.29**	0.7	SR13	19/10/2014 12:20	27.89	69.8	**4.61**	5.5	SR13	19/10/2014 18:20	27.98	73.0	**4.82**	0.3
SR13	19/10/2014 0:25	27.96	69.3	**4.57**	2.6	SR13	19/10/2014 6:25	27.95	65.0	**4.28**	0.8	SR13	19/10/2014 12:25	27.89	69.7	**4.60**	5.7	SR13	19/10/2014 18:25	27.98	73.2	**4.83**	0.8
SR13	19/10/2014 0:30	27.96	68.7	**4.53**	2.5	SR13	19/10/2014 6:30	27.95	65.4	**4.32**	0.8	SR13	19/10/2014 12:30	27.89	69.4	**4.58**	5.7	SR13	19/10/2014 18:30	27.97	74.2	**4.90**	1.8
SR13	19/10/2014 0:35	27.96	68.7	**4.53**	2.1	SR13	19/10/2014 6:35	27.92	70.9	**4.68**	2.7	SR13	19/10/2014 12:35	27.89	69.3	**4.58**	5.4	SR13	19/10/2014 18:35	27.97	73.5	**4.85**	1.9
SR13	19/10/2014 0:40	27.95	69.5	**4.58**	3.7	SR13	19/10/2014 6:40	27.91	70.5	**4.65**	2.7	SR13	19/10/2014 12:40	27.89	69.1	**4.57**	5.0	SR13	19/10/2014 18:40	27.96	73.8	**4.87**	3.4
SR13	19/10/2014 0:45	27.95	69.4	**4.57**	2.8	SR13	19/10/2014 6:45	27.90	69.7	**4.60**	2.8	SR13	19/10/2014 12:45	27.89	69.3	**4.58**	5.2	SR13	19/10/2014 18:45	27.96	73.3	**4.83**	2.6
SR13	19/10/2014 0:50	27.94	68.7	**4.53**	3.1	SR13	19/10/2014 6:50	27.90	69.2	**4.56**	2.7	SR13	19/10/2014 12:50	27.89	69.3	**4.58**	4.3	SR13	19/10/2014 18:50	27.96	73.3	**4.84**	2.7
SR13	19/10/2014 0:55	27.94	69.2	**4.57**	3.7	SR13	19/10/2014 6:55	27.90	68.9	**4.55**	2.1	SR13	19/10/2014 12:55	27.88	68.8	**4.55**	4.9	SR13	19/10/2014 18:55	27.96	72.8	**4.81**	2.2
SR13	19/10/2014 1:00	27.94	70.1	**4.62**	4.9	SR13	19/10/2014 7:00	27.90	68.4	**4.52**	2.1	SR13	19/10/2014 13:00	27.88	69.2	**4.57**	5.1	SR13	19/10/2014 19:00	27.95	72.7	**4.80**	1.9
SR13	19/10/2014 1:05	27.95	69.9	**4.61**	5.3	SR13	19/10/2014 7:05	27.90	68.5	**4.52**	2.3	SR13	19/10/2014 13:05	27.88	68.0	**4.50**	5.0	SR13	19/10/2014 19:05	27.96	71.7	**4.73**	1.4
SR13	19/10/2014 1:10	27.93	68.5	**4.52**	2.6	SR13	19/10/2014 7:10	27.90	67.8	**4.47**	1.9	SR13	19/10/2014 13:10	27.87	65.8	**4.35**	7.6	SR13	19/10/2014 19:10	27.96	72.1	**4.76**	2.8
SR13	19/10/2014 1:15	27.93	69.0	**4.55**	3.6	SR13	19/10/2014 7:15	27.90	68.1	**4.49**	2.3	SR13	19/10/2014 13:15	27.84	62.2	**4.12**	7.9	SR13	19/10/2014 19:15	27.96	72.7	**4.80**	2.7
SR13	19/10/2014 1:20	27.93	69.2	**4.56**	3.8	SR13	19/10/2014 7:20	27.90	67.8	**4.48**	2.0	SR13	19/10/2014 13:20	27.81	61.2	**4.05**	7.0	SR13	19/10/2014 19:20	27.96	72.3	**4.77**	2.0
SR13	19/10/2014 1:25	27.94	70.0	**4.62**	4.8	SR13	19/10/2014 7:25	27.90	68.0	**4.49**	2.0	SR13	19/10/2014 13:25	27.81	61.6	**4.08**	5.7	SR13	19/10/2014 19:25	27.96	72.2	**4.76**	2.2
SR13	19/10/2014 1:30	27.94	69.7	**4.60**	5.0	SR13	19/10/2014 7:30	27.90	68.5	**4.52**	2.0	SR13	19/10/2014 13:30	27.81	62.0	**4.11**	5.6	SR13	19/10/2014 19:30	27.96	72.0	**4.75**	2.2
SR13	19/10/2014 1:35	27.94	69.8	**4.60**	4.5	SR13	19/10/2014 7:35	27.90	68.1	**4.50**	1.9	SR13	19/10/2014 13:35	27.81	61.8	**4.09**	5.0	SR13	19/10/2014 19:35	27.95	71.2	**4.70**	3.1
SR13	19/10/2014 1:40	27.93	68.9	**4.54**	4.1	SR13	19/10/2014 7:40	27.89	68.4	**4.51**	1.7	SR13	19/10/2014 13:40	27.81	62.6	**4.15**	3.5	SR13	19/10/2014 19:40	27.95	71.0	**4.69**	2.5
SR13	19/10/2014 1:45	27.93	69.7	**4.60**	4.9	SR13	19/10/2014 7:45	27.90	68.4	**4.51**	1.9	SR13	19/10/2014 13:45	27.82	63.3	**4.19**	4.2	SR13	19/10/2014 19:45	27.95	71.0	**4.68**	1.9
SR13	19/10/2014 1:50	27.93	70.1	**4.62**	6.0	SR13	19/10/2014 7:50	27.89	68.3	**4.51**	2.1	SR13	19/10/2014 13:50	27.85	65.2	**4.31**	2.7	SR13	19/10/2014 19:50	27.95	70.9	**4.68**	1.5
SR13	19/10/2014 1:55	27.93	69.6	**4.59**	5.6	SR13	19/10/2014 7:55	27.89	68.8	**4.54**	2.6	SR13	19/10/2014 13:55	27.89	66.0	**4.36**	3.0	SR13	19/10/2014 19:55	27.95	70.7	**4.67**	1.5
SR13	19/10/2014 2:00	27.91	69.9	**4.61**	3.8	SR13	19/10/2014 8:00	27.89	68.7	**4.53**	2.4	SR13	19/10/2014 14:00	27.97	69.1	**4.56**	2.0	SR13	19/10/2014 20:00	27.94	71.0	**4.69**	1.9
SR13	19/10/2014 2:05	27.92	67.6	**4.46**	2.7	SR13	19/10/2014 8:05	27.88	69.1	**4.56**	8.3	SR13	19/10/2014 14:05	28.02	70.9	**4.68**	1.9	SR13	19/10/2014 20:05	27.93	71.1	**4.70**	1.9
SR13	19/10/2014 2:10	27.94	68.8	**4.54**	3.3	SR13	19/10/2014 8:10	27.88	69.0	**4.56**	5.3	SR13	19/10/2014 14:10	28.05	71.8	**4.74**	1.7	SR13	19/10/2014 20:10	27.92	70.4	**4.65**	1.7
SR13	19/10/2014 2:15	27.94	68.6	**4.53**	3.3	SR13	19/10/2014 8:15	27.88	68.8	**4.55**	4.5	SR13	19/10/2014 14:15	28.08	73.0	**4.81**	1.2	SR13	19/10/2014 20:15	27.93	70.9	**4.69**	1.3
SR13	19/10/2014 2:20	27.93	69.0	**4.55**	4.0	SR13	19/10/2014 8:20	27.86	68.4	**4.52**	2.6	SR13	19/10/2014 14:20	28.08	72.5	**4.78**	1.1	SR13	19/10/2014 20:20	27.93	70.4	**4.65**	1.2
SR13	19/10/2014 2:25	27.94	69.0	**4.55**	3.6	SR13	19/10/2014 8:25	27.87	68.4	**4.52**	3.0	SR13	19/10/2014 14:25	28.09	72.2	**4.76**	1.6	SR13	19/10/2014 20:25	27.93	70.5	**4.65**	3.1
SR13	19/10/2014 2:30	27.94	68.9	**4.55**	4.0	SR13	19/10/2014 8:30	27.86	68.5	**4.52**	3.9	SR13	19/10/2014 14:30	28.11	71.6	**4.71**	1.5	SR13	19/10/2014 20:30	27.93	70.3	**4.64**	1.3
SR13	19/10/2014 2:35	27.94	68.7	**4.53**	3.5	SR13	19/10/2014 8:35	27.87	68.7	**4.54**	3.6	SR13	19/10/2014 14:35	28.10	71.3	**4.70**	1.6	SR13	19/10/2014 20:35	27.93	70.7	**4.67**	1.4
SR13	19/10/2014 2:40	27.94	68.6	**4.53**	4.6	SR13	19/10/2014 8:40	27.88	68.1	**4.49**	2.9	SR13	19/10/2014 14:40	28.09	70.6	**4.65**	1.8	SR13	19/10/2014 20:40	27.92	70.4	**4.65**	1.3
SR13	19/10/2014 2:45	27.94	69.0	**4.55**	6.6	SR13	19/10/2014 8:45	27.88	68.3	**4.51**	3.0	SR13	19/10/2014 14:45	28.05	71.6	**4.72**	1.7	SR13	19/10/2014 20:45	27.92	74.4	**4.91**	6.7
SR13	19/10/2014 2:50	27.93	69.3	**4.57**	6.9	SR13	19/10/2014 8:50	27.88	68.3	**4.51**	2.9	SR13	19/10/2014 14:50	28.05	71.2	**4.69**	1.6	SR13	19/10/2014 20:50	27.92	71.9	**4.74**	5.1
SR13	19/10/2014 2:55	27.93	69.0	**4.55**	6.7	SR13	19/10/2014 8:55	27.87	65.7	**4.34**	2.7	SR13	19/10/2014 14:55	28.05	72.0	**4.75**	1.1	SR13	19/10/2014 20:55	27.91	71.4	**4.71**	4.3
SR13	19/10/2014 3:00	27.93	68.1	**4.49**	4.4	SR13	19/10/2014 9:00	27.86	70.9	**4.68**	4.6	SR13	19/10/2014 15:00	28.07	73.1	**4.82**	1.1	SR13	19/10/2014 21:00	27.90	73.6	**4.86**	6.1
SR13	19/10/2014 3:05	27.93	68.7	**4.53**	4.0	SR13	19/10/2014 9:05	27.86	70.7	**4.67**	5.0	SR13	19/10/2014 15:05	28.09	75.0	**4.94**	0.7	SR13	19/10/2014 21:05	27.91	73.2	**4.83**	5.5
SR13	19/10/2014 3:10	27.92	68.2	**4.50**	3.7	SR13	19/10/2014 9:10	27.86	70.1	**4.63**	8.9	SR13	19/10/2014 15:10	28.12	75.7	**4.99**	0.5	SR13	19/10/2014 21:10	27.91	71.6	**4.73**	4.5
SR13	19/10/2014 3:15	27.92	68.3	**4.50**	4.0	SR13	19/10/2014 9:15	27.86	70.7	**4.67**	6.6	SR13	19/10/2014 15:15	28.09	75.2	**4.95**	1.0	SR13	19/10/2014 21:15	27.90	71.1	**4.70**	4.2
SR13	19/10/2014 3:20	27.92	67.4	**4.45**	3.7	SR13	19/10/2014 9:20	27.86	70.4	**4.65**	12.7	SR13	19/10/2014 15:20	28.10	75.8	**4.99**	0.5	SR13	19/10/2014 21:20	27.91	71.5	**4.72**	4.1
SR13	19/10/2014 3:25	27.92	67.5	**4.46**	2.8	SR13	19/10/2014 9:25	27.86	70.3	**4.64**	9.2	SR13	19/10/2014 15:25	28.11	76.0	**5.00**	0.5	SR13	19/10/2014 21:25	27.91	71.1	**4.69**	4.0
SR13	19/10/2014 3:30	27.92	67.9	**4.48**	3.7	SR13	19/10/2014 9:30	27.86	70.6	**4.66**	9.0	SR13	19/10/2014 15:30	28.09	74.9	**4.94**	1.1	SR13	19/10/2014 21:30	27.91	71.2	**4.70**	3.9
SR13	19/10/2014 3:35	27.92	67.5	**4.45**	2.4	SR13	19/10/2014 9:35	27.86	70.4	**4.65**	7.1	SR13	19/10/2014 15:35	28.08	73.9	**4.87**	1.7	SR13	19/10/2014 21:35	27.91	71.2	**4.70**	3.8
SR13	19/10/2014 3:40	27.92	67.5	**4.45**	2.3	SR13	19/10/2014 9:40	27.86	70.3	**4.64**	6.1	SR13	19/10/2014 15:40	28.07	72.6	**4.79**	1.9	SR13	19/10/2014 21:40	27.90	73.5	**4.85**	5.2
SR13	19/10/2014 3:45	27.91	67.0	**4.42**	2.0	SR13	19/10/2014 9:45	27.86	70.0	**4.62**	5.8	SR13	19/10/2014 15:45	28.07	73.7	**4.86**	0.8	SR13	19/10/2014 21:45	27.90	72.4	**4.78**	4.6
SR13	19/10/2014 3:50	27.91	66.2	**4.37**	1.9	SR13	19/10/2014 9:50	27.86	70.1	**4.63**	5.8	SR13	19/10/2014 15:50	28.06	73.5	**4.84**	0.8	SR13	19/10/2014 21:50	27.90	71.7	**4.74**	4.7
SR13	19/10/2014 3:55	27.92	65.9	**4.35**	1.6	SR13	19/10/2014 9:55	27.87	70.0	**4.63**	5.8	SR13	19/10/2014 15:55	28.04	72.6	**4.79**	0.6	SR13	19/10/2014 21:55	27.90	71.5	**4.73**	3.2
SR13	19/10/2014 4:00	27.92	69.8	**4.60**	8.1	SR13	19/10/2014 10:00	27.86	70.0	**4.63**	5.4	SR13	19/10/2014 16:00	28.04	71.5	**4.71**	0.2	SR13	19/10/2014 22:00	27.90	71.3	**4.71**	3.8
SR13	19/10/2014 4:05	27.92	69.0	**4.55**	5.6	SR13	19/10/2014 10:05	27.87	70.1	**4.63**	4.9	SR13	19/10/2014 16:05	28.04	74.8	**4.93**	0.5	SR13	19/10/2014 22:05	27.90	71.4	**4.71**	4.0
SR13	19/10/2014 4:10	27.92	68.8	**4.54**	4.3	SR13	19/10/2014 10:10	27.87	69.7	**4.61**	5.1	SR13	19/10/2014 16:10	28.05	75.6	**4.98**	0.5	SR13	19/10/2014 22:10	27.90	71.1	**4.70**	3.3
SR13	19/10/2014 4:15	27.92	69.2	**4.57**	4.2	SR13	19/10/2014 10:15	27.87	69.8	**4.61**	5.2	SR13	19/10/2014 16:15	28.04	74.9	**4.94**	0.2	SR13	19/10/2014 22:15	27.90	70.8	**4.68**	4.9
SR13	19/10/2014 4:20	27.92	69.1	**4.56**	3.6	SR13	19/10/2014 10:20	27.87	69.4	**4.59**	4.9	SR13	19/10/2014 16:20	28.04	74.0	**4.88**	0.4	SR13	19/10/2014 22:20	27.90	70.8	**4.67**	3.4
SR13	19/10/2014 4:25	27.92	68.8	**4.54**	3.1	SR13	19/10/2014 10:25	27.87	69.1	**4.56**	5.6	SR13	19/10/2014 16:25	28.04	73.0	**4.81**	0.7	SR13	19/10/2014 22:25	27.90	70.1	**4.63**	3.6
SR13	19/10/2014 4:30	27.92	68.1	**4.49**	2.7	SR13	19/10/2014 10:30	27.87	69.3	**4.58**	4.6	SR13	19/10/2014 16:30	28.02	72.6	**4.79**	0.8	SR13	19/10/2014 22:30	27.90	69.4	**4.59**	2.5
SR13	19/10/2014 4:35	27.92	67.6	**4.46**	2.5	SR13	19/10/2014 10:35	27.87	69.5	**4.59**	3.8	SR13	19/10/2014 16:35	28.02	72.3	**4.77**	0.9	SR13	19/10/2014 22:35	27.90	69.4	**4.58**	2.4
SR13	19/10/2014 4:40	27.92	68.3	**4.51**	3.4	SR13	19/10/2014 10:40	27.87	70.0	**4.62**	3.5	SR13	19/10/2014 16:40	28.01	72.1	**4.76**	0.6	SR13	19/10/2014 22:40	27.90	69.6	**4.60**	2.5
SR13	19/10/2014 4:45	27.91	68.2	**4.50**	3.0	SR13	19/10/2014 10:45	27.87	68.8	**4.54**	4.0	SR13	19/10/2014 16:45	28.01	72.0	**4.75**	0.7	SR13	19/10/2014 22:45	27.91	69.6	**4.60**	2.8
SR13	19/10/2014 4:50	27.92	67.3	**4.44**	1.8	SR13	19/10/2014 10:50	27.87	68.9	**4.55**	3.5	SR13	19/10/2014 16:50	28.02	72.6	**4.79**	0.8	SR13	19/10/2014 22:50	27.90	67.5	**4.46**	2.0
SR13	19/10/2014 4:55	27.90	67.0	**4.42**	2.0	SR13	19/10/2014 10:55	27.87	69.6	**4.60**	4.3	SR13	19/10/2014 16:55	28.01	71.2	**4.70**	0.7	SR13	19/10/2014 22:55	27.90	66.9	**4.42**	1.6
SR13	19/10/2014 5:00	27.91	67.3	**4.44**	2.0	SR13	19/10/2014 11:00	27.87	70.1	**4.63**	4.2	SR13	19/10/2014 17:00	28.02	69.9	**4.61**	0.6	SR13	19/10/2014 23:00	27.90	67.3	**4.45**	1.5
SR13	19/10/2014 5:05	27.91	65.8	**4.34**	1.5	SR13	19/10/2014 11:05	27.88	70.4	**4.65**	5.2	SR13	19/10/2014 17:05	28.01	69.9	**4.61**	0.8	SR13	19/10/2014 23:05	27.90	67.8	**4.48**	1.8
SR13	19/10/2014 5:10	27.91	65.7	**4.34**	1.1	SR13	19/10/2014 11:10	27.86	69.8	**4.61**	4.3	SR13	19/10/2014 17:10	28.01	69.1	**4.56**	0.6	SR13	19/10/2014 23:10	27.90	67.5	**4.46**	1.3
SR13	19/10/2014 5:15	27.93	66.3	**4.38**	2.0	SR13	19/10/2014 11:15	27.87	68.9	**4.55**	4.0	SR13	19/10/2014 17:15	28.01	70.1	**4.63**	1.8	SR13	19/10/2014 23:15	27.90	67.2	**4.44**	1.8
SR13	19/10/2014 5:20	27.94	66.6	**4.39**	2.2	SR13	19/10/2014 11:20	27.87	68.6	**4.53**	3.6	SR13	19/10/2014 17:20	28.01	70.0	**4.62**	0.6	SR13	19/10/2014 23:20	27.90	67.5	**4.46**	1.2
SR13	19/10/2014 5:25	27.95	66.3	**4.37**	1.1	SR13	19/10/2014 11:25	27.88	69.2	**4.57**	4.1	SR13	19/10/2014 17:25	28.01	69.9	**4.61**	0.6	SR13	19/10/2014 23:25	27.90	67.5	**4.46**	1.0
SR13	19/10/2014 5:30	27.95	66.3	**4.37**	1.2	SR13	19/10/2014 11:30	27.88	69.1	**4.57**	3.8	SR13	19/10/2014 17:30	28.01	69.7	**4.59**	0.6	SR13	19/10/2014 23:30	27.90	67.4	**4.45**	1.3
SR13	19/10/2014 5:35	27.96	66.2	**4.37**	1.3	SR13	19/10/2014 11:35	27.86	68.1	**4.50**	3.7	SR13	19/10/2014 17:35	28.00	70.5	**4.65**	0.5	SR13	19/10/2014 23:35	27.91	67.8	**4.48**	1.4
SR13	19/10/2014 5:40	27.96	66.0	**4.35**	1.1	SR13	19/10/2014 11:40	27.87	68.8	**4.55**	4.6	SR13	19/10/2014 17:40	28.00	70.7	**4.66**	0.6	SR13	19/10/2014 23:40	27.91	68.5	**4.52**	1.8
SR13	19/10/2014 5:45	27.96	66.1	**4.36**	1.1	SR13	19/10/2014 11:45	27.84	66.9	**4.43**	4.4	SR13	19/10/2014 17:45	27.99	71.4	**4.71**	0.4	SR13	19/10/2014 23:45	27.91	68.5	**4.53**	1.9
SR13	19/10/2014 5:50	27.96	66.1	**4.36**	1.1	SR13	19/10/2014 11:50	27.89	70.5	**4.66**	6.8	SR13	19/10/2014 17:50	27.99	71.1	**4.69**	0.1	SR13	19/10/2014 23:50	27.91	68.4	**4.51**	1.7
SR13	19/10/2014 5:55	27.95	66.2	**4.36**	1.3	SR13	19/10/2014 11:55	27.88	70.2	**4.63**	6.4	SR13	19/10/2014 17:55	27.99	72.2	**4.77**	0.3	SR13	19/10/2014 23:55	27.91	68.6	**4.53**	1.8

Station	Timestamp	NH_3 (mg/L)				Station	Timestamp	NH_3 (mg/L)			
SR4	19/10/2014 0:17	0.06				SR12	19/10/2014 0:17	0.07			
SR4	19/10/2014 0:37	0.06				SR12	19/10/2014 0:37	0.06			
SR4	19/10/2014 0:57	0.07				SR12	19/10/2014 0:57	0.08			
SR4	19/10/2014 1:17	0.07				SR12	19/10/2014 1:17	0.08			
SR4	19/10/2014 1:37	0.07				SR12	19/10/2014 1:37	0.07			
SR4	19/10/2014 1:57	0.07				SR12	19/10/2014 1:57	0.07			
SR4	19/10/2014 2:17	0.06				SR12	19/10/2014 2:17	0.06			
SR4	19/10/2014 2:37	0.06				SR12	19/10/2014 2:37	0.06			
SR4	19/10/2014 2:57	0.06				SR12	19/10/2014 2:57	0.06			
SR4	19/10/2014 3:17	0.06				SR12	19/10/2014 3:17	0.06			
SR4	19/10/2014 3:37	0.06				SR12	19/10/2014 3:37	0.06			
SR4	19/10/2014 3:57	0.06				SR12	19/10/2014 3:57	0.08			
SR4	19/10/2014 4:17	0.06				SR12	19/10/2014 4:17	0.08			
SR4	19/10/2014 4:37	0.06				SR12	19/10/2014 4:37	0.07			
SR4	19/10/2014 4:57	0.07				SR12	19/10/2014 4:57	0.08			
SR4	19/10/2014 5:17	0.06				SR12	19/10/2014 5:17	0.07			
SR4	19/10/2014 5:37	0.06				SR12	19/10/2014 5:37	0.05			
SR4	19/10/2014 5:57	0.08				SR12	19/10/2014 5:57	0.06			
SR4						SR12					
SR4	19/10/2014 6:37	0.06				SR12	19/10/2014 6:37	0.06			
SR4	19/10/2014 6:57	0.06				SR12	19/10/2014 6:57	0.06			
SR4	19/10/2014 7:17	0.06				SR12	19/10/2014 7:17	0.07			
SR4	19/10/2014 7:37	0.07				SR12	19/10/2014 7:37	0.07			
SR4	19/10/2014 7:57	0.06				SR12	19/10/2014 7:57	0.06			
SR4	19/10/2014 8:17	0.06				SR12	19/10/2014 8:17	0.06			
SR4	19/10/2014 8:37	0.06				SR12	19/10/2014 8:37	0.05			
SR4	19/10/2014 8:57	0.07				SR12	19/10/2014 8:57	0.06			
SR4	19/10/2014 9:17	0.06				SR12	19/10/2014 9:17	0.06			
SR4	19/10/2014 9:37	0.06				SR12	19/10/2014 9:37	0.06			
SR4	19/10/2014 9:57	0.08				SR12	19/10/2014 9:57	0.06			
SR4	19/10/2014 10:17	0.07				SR12	19/10/2014 10:17	0.07			
SR4	19/10/2014 10:37	0.06				SR12	19/10/2014 10:37	0.05			
SR4	19/10/2014 10:57	0.05				SR12	19/10/2014 10:57	0.05			
SR4	19/10/2014 11:17	0.05				SR12	19/10/2014 11:17	0.06			
SR4	19/10/2014 11:37	0.05				SR12	19/10/2014 11:37	0.07			
SR4	19/10/2014 11:57	0.05				SR12	19/10/2014 11:57	0.07			
SR4	19/10/2014 12:17	0.05				SR12	19/10/2014 12:17	0.08			
SR4	19/10/2014 12:37	0.06				SR12	19/10/2014 12:37	0.08			
SR4	19/10/2014 12:57	0.06				SR12	19/10/2014 12:57	0.08			
SR4	19/10/2014 13:17	0.06				SR12	19/10/2014 13:17	0.06			
SR4	19/10/2014 13:37	0.09				SR12	19/10/2014 13:37	0.06			
SR4	19/10/2014 13:57	0.08				SR12	19/10/2014 13:57	0.06			
SR4	19/10/2014 14:17	0.07				SR12	19/10/2014 14:17	0.07			
SR4	19/10/2014 14:37	0.07				SR12	19/10/2014 14:37	0.08			
SR4	19/10/2014 14:57	0.06				SR12	19/10/2014 14:57	0.07			
SR4	19/10/2014 15:17	0.07				SR12	19/10/2014 15:17	0.06			
SR4	19/10/2014 15:37	0.06				SR12	19/10/2014 15:37	0.07			
SR4	19/10/2014 15:57	0.05				SR12	19/10/2014 15:57	0.07			
SR4	19/10/2014 16:17	0.06				SR12	19/10/2014 16:17	0.07			
SR4	19/10/2014 16:37	0.08				SR12	19/10/2014 16:37	0.06			
SR4	19/10/2014 16:57	0.08				SR12	19/10/2014 16:57	0.06			
SR4	19/10/2014 17:17	0.08				SR12	19/10/2014 17:17	0.07			
SR4	19/10/2014 17:37	0.06				SR12	19/10/2014 17:37	0.06			
SR4	19/10/2014 17:57	0.07				SR12	19/10/2014 17:57	0.06			
SR4	19/10/2014 18:17	0.07				SR12	19/10/2014 18:17	0.07			
SR4	19/10/2014 18:37	0.08				SR12	19/10/2014 18:37	0.06			
SR4	19/10/2014 18:57	0.07				SR12	19/10/2014 18:57	0.07			
SR4	19/10/2014 19:17	0.07				SR12	19/10/2014 19:17	0.06			
SR4	19/10/2014 19:37	0.08				SR12	19/10/2014 19:37	0.05			
SR4	19/10/2014 19:57	0.08				SR12	19/10/2014 19:57	0.05			
SR4	19/10/2014 20:17	0.07				SR12	19/10/2014 20:17	0.05			
SR4	19/10/2014 20:37	0.05				SR12	19/10/2014 20:37	0.05			
SR4	19/10/2014 20:57	0.06				SR12	19/10/2014 20:57	0.05			
SR4	19/10/2014 21:17	0.07				SR12	19/10/2014 21:17	0.06			
SR4	19/10/2014 21:37	0.06				SR12	19/10/2014 21:37	0.06			
SR4	19/10/2014 21:57	0.07				SR12	19/10/2014 21:57	0.06			
SR4	19/10/2014 22:17	0.06				SR12	19/10/2014 22:17	0.07			
SR4	19/10/2014 22:37	0.05				SR12	19/10/2014 22:37	0.08			
SR4	19/10/2014 22:57	0.06				SR12	19/10/2014 22:57	0.08			
SR4	19/10/2014 23:17	0.05				SR12	19/10/2014 23:17	0.09			
SR4	19/10/2014 23:37	0.05				SR12	19/10/2014 23:37	0.09			
SR4	19/10/2014 23:57	0.06				SR12	19/10/2014 23:57	0.09			

Remark: Fonts with underline: Action Level Exceedance
Fonts with bold and underline: Limit Level Exceedance
Automatic Instrument calibration of NH3-N monitor was carried out during 5:57-6:37 at SR4 and SR12.

Station	Timestamp	Temp (° C)	DO (%)	DO (mg/L)	Tur (NTU)	Station	Timestamp	Temp (° C)	DO (%)	DO (mg/L)	Tur (NTU)	Station	Timestamp	Temp (° C)	DO (%)	DO (mg/L)	Tur (NTU)	Station	Timestamp	Temp (°C)	DO (%)	DO (mg/L)	Tur (NTU)
SR4	20/10/2014 0:01	27.85	74.6	4.91	2.0	SR4	20/10/2014 6:01	27.81	75.7	4.99	0.3	SR4	20/10/2014 12:01	27.98	79.2	5.20	2.3	SR4	20/10/2014 18:01	27.93	81.6	5.37	2.9
SR4	20/10/2014 0:06	27.84	76.3	5.02	1.0	SR4	20/10/2014 6:06	27.81	75.9	5.00	1.7	SR4	20/10/2014 12:06	28.02	79.5	5.22	1.0	SR4	20/10/2014 18:06	27.93	81.4	5.35	3.2
SR4	20/10/2014 0:11	27.84	77.0	5.07	0.8	SR4	20/10/2014 6:11	27.81	76.5	5.04	1.1	SR4	20/10/2014 12:11	28.03	80.2	5.26	0.8	SR4	20/10/2014 18:11	27.92	79.7	5.24	1.9
SR4	20/10/2014 0:16	27.84	75.1	4.95	0.5	SR4	20/10/2014 6:16	27.81	76.2	5.02	1.4	SR4	20/10/2014 12:16	28.05	79.0	5.19	0.6	SR4	20/10/2014 18:16	27.92	81.2	5.34	2.7
SR4	20/10/2014 0:21	27.85	75.8	4.99	0.7	SR4	20/10/2014 6:21	27.82	76.0	5.01	2.0	SR4	20/10/2014 12:21	28.02	76.5	5.02	1.7	SR4	20/10/2014 18:21	27.93	80.5	5.29	4.8
SR4	20/10/2014 0:26	27.85	76.2	5.02	1.0	SR4	20/10/2014 6:26	27.82	76.1	5.02	1.9	SR4	20/10/2014 12:26	28.05	78.6	5.16	0.9	SR4	20/10/2014 18:26	27.93	80.6	5.30	3.5
SR4	20/10/2014 0:31	27.85	77.8	5.12	0.7	SR4	20/10/2014 6:31	27.83	76.2	5.02	2.4	SR4	20/10/2014 12:31	28.03	77.8	5.11	1.5	SR4	20/10/2014 18:31	27.92	79.6	5.24	3.2
SR4	20/10/2014 0:36	27.85	76.2	5.02	0.4	SR4	20/10/2014 6:36	27.83	76.0	5.00	2.2	SR4	20/10/2014 12:36	28.01	79.3	5.21	3.8	SR4	20/10/2014 18:36	27.92	79.3	5.22	3.2
SR4	20/10/2014 0:41	27.85	76.7	5.05	1.6	SR4	20/10/2014 6:41	27.83	76.1	5.01	2.6	SR4	20/10/2014 12:41	28.02	78.4	5.15	2.4	SR4	20/10/2014 18:41	27.91	79.7	5.24	3.4
SR4	20/10/2014 0:46	27.84	76.0	5.01	0.3	SR4	20/10/2014 6:46	27.83	75.6	4.98	4.4	SR4	20/10/2014 12:46	28.01	78.0	5.12	3.2	SR4	20/10/2014 18:46	27.92	78.9	5.19	2.8
SR4	20/10/2014 0:51	27.84	76.8	5.06	0.6	SR4	20/10/2014 6:51	27.84	75.2	4.95	3.3	SR4	20/10/2014 12:51	28.10	76.8	5.04	1.7	SR4	20/10/2014 18:51	27.92	79.5	5.23	4.5
SR4	20/10/2014 0:56	27.84	76.6	5.05	0.1	SR4	20/10/2014 6:56	27.84	75.7	4.98	2.5	SR4	20/10/2014 12:56	28.06	78.4	5.15	1.9	SR4	20/10/2014 18:56	27.92	79.0	5.20	3.2
SR4	20/10/2014 1:01	27.84	75.3	4.96	0.1	SR4	20/10/2014 7:01	27.83	75.6	4.98	2.4	SR4	20/10/2014 13:01	28.02	77.5	5.09	1.9	SR4	20/10/2014 19:01	27.92	78.9	5.19	3.0
SR4	20/10/2014 1:06	27.84	74.2	4.89	0.1	SR4	20/10/2014 7:06	27.82	74.9	4.93	2.8	SR4	20/10/2014 13:06	28.00	78.0	5.13	1.9	SR4	20/10/2014 19:06	27.92	77.8	5.12	2.9
SR4	20/10/2014 1:11	27.84	74.6	4.92	0.8	SR4	20/10/2014 7:11	27.82	74.4	4.90	1.9	SR4	20/10/2014 13:11	28.00	77.3	5.07	2.3	SR4	20/10/2014 19:11	27.92	77.1	5.07	2.5
SR4	20/10/2014 1:16	27.84	76.8	5.06	0.2	SR4	20/10/2014 7:16	27.83	74.1	4.88	2.6	SR4	20/10/2014 13:16	28.01	78.9	5.18	3.2	SR4	20/10/2014 19:16	27.92	76.5	5.03	3.2
SR4	20/10/2014 1:21	27.84	75.9	5.00	0.1	SR4	20/10/2014 7:21	27.84	75.1	4.94	2.6	SR4	20/10/2014 13:21	28.00	77.6	5.09	2.2	SR4	20/10/2014 19:21	27.92	77.1	5.07	2.9
SR4	20/10/2014 1:26	27.84	74.9	4.93	0.5	SR4	20/10/2014 7:26	27.84	75.1	4.94	2.7	SR4	20/10/2014 13:26	27.97	76.4	5.02	2.4	SR4	20/10/2014 19:26	27.92	77.1	5.07	3.4
SR4	20/10/2014 1:31	27.81	75.7	4.99	0.4	SR4	20/10/2014 7:31	27.82	74.2	4.89	2.2	SR4	20/10/2014 13:31	28.00	78.2	5.14	3.3	SR4	20/10/2014 19:31	27.91	77.8	5.12	6.0
SR4	20/10/2014 1:36	27.83	75.2	4.95	0.1	SR4	20/10/2014 7:36	27.83	75.7	4.98	2.3	SR4	20/10/2014 13:36	27.98	77.7	5.10	2.5	SR4	20/10/2014 19:36	27.90	78.1	5.14	2.8
SR4	20/10/2014 1:41	27.84	76.1	5.01	0.3	SR4	20/10/2014 7:41	27.83	76.0	5.01	1.7	SR4	20/10/2014 13:41	27.92	75.8	4.98	8.4	SR4	20/10/2014 19:41	27.90	78.3	5.15	3.8
SR4	20/10/2014 1:46	27.83	76.1	5.01	0.1	SR4	20/10/2014 7:46	27.82	76.7	5.05	1.7	SR4	20/10/2014 13:46	27.91	78.0	5.13	6.2	SR4	20/10/2014 19:46	27.90	79.1	5.20	3.7
SR4	20/10/2014 1:51	27.81	75.5	4.97	1.2	SR4	20/10/2014 7:51	27.84	75.7	4.99	3.5	SR4	20/10/2014 13:51	27.90	78.3	5.15	7.3	SR4	20/10/2014 19:51	27.89	79.2	5.21	3.2
SR4	20/10/2014 1:56	27.82	76.6	5.05	0.7	SR4	20/10/2014 7:56	27.84	76.5	5.04	2.3	SR4	20/10/2014 13:56	27.89	79.3	5.22	6.3	SR4	20/10/2014 19:56	27.88	80.1	5.27	3.4
SR4	20/10/2014 2:01	27.85	76.7	5.05	0.4	SR4	20/10/2014 8:01	27.84	77.0	5.07	3.8	SR4	20/10/2014 14:01	27.89	78.9	5.19	6.2	SR4	20/10/2014 20:01	27.87	81.9	5.39	2.9
SR4	20/10/2014 2:06	27.86	77.8	5.13	1.3	SR4	20/10/2014 8:06	27.84	76.3	5.02	4.0	SR4	20/10/2014 14:06	27.88	79.9	5.26	5.6	SR4	20/10/2014 20:06	27.86	80.3	5.29	2.4
SR4	20/10/2014 2:11	27.86	78.6	5.17	0.5	SR4	20/10/2014 8:11	27.84	76.2	5.02	3.2	SR4	20/10/2014 14:11	27.87	81.3	5.35	3.8	SR4	20/10/2014 20:11	27.87	78.8	5.19	2.6
SR4	20/10/2014 2:16	27.86	79.5	5.24	1.0	SR4	20/10/2014 8:16	27.84	76.0	5.00	2.6	SR4	20/10/2014 14:16	27.88	81.2	5.34	3.8	SR4	20/10/2014 20:16	27.88	77.6	5.11	2.5
SR4	20/10/2014 2:21	27.85	78.4	5.16	1.2	SR4	20/10/2014 8:21	27.84	76.8	5.05	3.5	SR4	20/10/2014 14:21	28.11	75.3	4.94	3.9	SR4	20/10/2014 20:21	27.88	77.5	5.10	3.4
SR4	20/10/2014 2:26	27.84	77.8	5.12	1.2	SR4	20/10/2014 8:26	27.85	76.6	5.04	3.1	SR4	20/10/2014 14:26	28.06	76.0	4.99	6.3	SR4	20/10/2014 20:26	27.89	76.8	5.05	3.0
SR4	20/10/2014 2:31	27.84	76.1	5.02	0.4	SR4	20/10/2014 8:31	27.85	78.1	5.14	2.6	SR4	20/10/2014 14:31	28.01	80.0	5.25	3.2	SR4	20/10/2014 20:31	27.88	78.0	5.14	2.2
SR4	20/10/2014 2:36	27.85	77.3	5.09	0.7	SR4	20/10/2014 8:36	27.85	77.7	5.12	2.4	SR4	20/10/2014 14:36	28.05	83.4	5.47	1.8	SR4	20/10/2014 20:36	27.87	79.5	5.23	2.1
SR4	20/10/2014 2:41	27.86	79.0	5.20	1.2	SR4	20/10/2014 8:41	27.85	79.2	5.21	2.1	SR4	20/10/2014 14:41	28.05	85.4	5.61	1.3	SR4	20/10/2014 20:41	27.87	80.5	5.30	2.3
SR4	20/10/2014 2:46	27.86	79.7	5.25	1.4	SR4	20/10/2014 8:46	27.85	79.2	5.21	1.9	SR4	20/10/2014 14:46	28.02	86.7	5.69	2.3	SR4	20/10/2014 20:46	27.86	81.7	5.37	2.4
SR4	20/10/2014 2:51	27.86	80.0	5.27	1.5	SR4	20/10/2014 8:51	27.85	79.0	5.20	1.3	SR4	20/10/2014 14:51	28.01	86.7	5.70	2.0	SR4	20/10/2014 20:51	27.86	81.7	5.38	2.4
SR4	20/10/2014 2:56	27.86	80.4	5.29	2.7	SR4	20/10/2014 8:56	27.87	79.4	5.22	1.5	SR4	20/10/2014 14:56	28.30	79.7	5.23	1.3	SR4	20/10/2014 20:56	27.86	82.1	5.40	1.9
SR4	20/10/2014 3:01	27.86	81.7	5.38	1.5	SR4	20/10/2014 9:01	27.86	80.6	5.31	3.7	SR4	20/10/2014 15:01	28.08	85.4	5.60	1.5	SR4	20/10/2014 21:01	27.87	80.7	5.31	2.1
SR4	20/10/2014 3:06	27.86	81.8	5.38	2.0	SR4	20/10/2014 9:06	27.85	81.6	5.37	1.6	SR4	20/10/2014 15:06	28.14	85.7	5.62	1.6	SR4	20/10/2014 21:06	27.87	80.4	5.29	2.1
SR4	20/10/2014 3:11	27.85	82.1	5.40	1.8	SR4	20/10/2014 9:11	27.85	80.2	5.28	1.2	SR4	20/10/2014 15:11	28.10	87.8	5.76	1.3	SR4	20/10/2014 21:11	27.87	80.2	5.28	2.6
SR4	20/10/2014 3:16	27.85	82.2	5.41	1.8	SR4	20/10/2014 9:16	27.85	79.6	5.24	1.3	SR4	20/10/2014 15:16	28.11	86.6	5.68	1.6	SR4	20/10/2014 21:16	27.87	78.8	5.19	1.7
SR4	20/10/2014 3:21	27.85	81.7	5.38	1.6	SR4	20/10/2014 9:21	27.86	80.0	5.27	1.1	SR4	20/10/2014 15:21	28.19	82.0	5.38	1.5	SR4	20/10/2014 21:21	27.85	81.4	5.36	1.6
SR4	20/10/2014 3:26	27.85	79.8	5.25	2.0	SR4	20/10/2014 9:26	27.88	82.1	5.40	0.6	SR4	20/10/2014 15:26	28.13	85.1	5.58	1.6	SR4	20/10/2014 21:26	27.85	81.4	5.36	1.4
SR4	20/10/2014 3:31	27.73	72.2	4.76	0.1	SR4	20/10/2014 9:31	27.88	81.8	5.38	1.4	SR4	20/10/2014 15:31	28.10	87.1	5.72	2.9	SR4	20/10/2014 21:31	27.85	81.7	5.38	1.8
SR4	20/10/2014 3:36	27.78	74.7	4.93	0.4	SR4	20/10/2014 9:36	27.87	80.9	5.33	1.1	SR4	20/10/2014 15:36	28.06	86.4	5.68	2.6	SR4	20/10/2014 21:36	27.85	80.5	5.30	2.4
SR4	20/10/2014 3:41	27.80	73.3	4.83	0.5	SR4	20/10/2014 9:41	27.87	80.5	5.30	1.0	SR4	20/10/2014 15:41	28.04	87.0	5.72	2.2	SR4	20/10/2014 21:41	27.86	79.1	5.21	1.5
SR4	20/10/2014 3:46	27.82	76.0	5.01	1.7	SR4	20/10/2014 9:46	27.88	82.3	5.41	0.7	SR4	20/10/2014 15:46	28.03	88.6	5.82	1.1	SR4	20/10/2014 21:46	27.87	78.8	5.19	2.6
SR4	20/10/2014 3:51	27.82	75.7	4.99	0.9	SR4	20/10/2014 9:51	27.88	80.3	5.28	0.7	SR4	20/10/2014 15:51	28.04	88.7	5.83	2.0	SR4	20/10/2014 21:51	27.87	80.0	5.27	2.2
SR4	20/10/2014 3:56	27.84	77.8	5.12	1.6	SR4	20/10/2014 9:56	27.88	80.2	5.27	1.0	SR4	20/10/2014 15:56	28.05	92.1	6.05	1.2	SR4	20/10/2014 21:56	27.87	80.2	5.28	1.8
SR4	20/10/2014 4:01	27.84	76.5	5.04	1.0	SR4	20/10/2014 10:01	27.90	79.4	5.22	0.5	SR4	20/10/2014 16:01	28.03	90.9	5.97	2.4	SR4	20/10/2014 22:01	27.86	83.2	5.47	1.8
SR4	20/10/2014 4:06	27.85	80.2	5.28	1.5	SR4						SR4	20/10/2014 16:06	28.04	89.5	5.88	2.4	SR4	20/10/2014 22:06	27.86	82.3	5.42	1.7
SR4	20/10/2014 4:11	27.85	80.6	5.31	1.1	SR4						SR4	20/10/2014 16:11	28.10	90.6	5.94	2.0	SR4	20/10/2014 22:11	27.86	82.6	5.44	1.7
SR4	20/10/2014 4:16	27.84	79.3	5.22	1.2	SR4						SR4	20/10/2014 16:16	27.97	89.6	5.89	4.5	SR4	20/10/2014 22:16	27.85	82.6	5.44	2.4
SR4	20/10/2014 4:21	27.84	79.2	5.21	2.7	SR4						SR4	20/10/2014 16:21	27.95	89.1	5.86	2.8	SR4	20/10/2014 22:21	27.85	82.2	5.41	1.8
SR4	20/10/2014 4:26	27.84	80.4	5.29	1.0	SR4						SR4	20/10/2014 16:26	27.96	87.8	5.77	3.2	SR4	20/10/2014 22:26	27.85	81.8	5.38	2.0
SR4	20/10/2014 4:31	27.84	79.7	5.25	0.9	SR4						SR4	20/10/2014 16:31	27.97	87.6	5.76	2.6	SR4	20/10/2014 22:31	27.85	81.0	5.33	1.8
SR4	20/10/2014 4:36	27.83	80.1	5.27	1.2	SR4						SR4	20/10/2014 16:36	27.96	87.2	5.73	5.8	SR4	20/10/2014 22:36	27.84	80.2	5.28	1.3
SR4	20/10/2014 4:41	27.83	80.1	5.27	1.5	SR4						SR4	20/10/2014 16:41	27.95	86.7	5.70	3.9	SR4	20/10/2014 22:41	27.84	79.2	5.22	1.4
SR4	20/10/2014 4:46	27.84	78.0	5.14	0.7	SR4						SR4	20/10/2014 16:46	27.95	86.0	5.66	2.7	SR4	20/10/2014 22:46	27.84	78.9	5.19	1.2
SR4	20/10/2014 4:51	27.84	78.7	5.18	0.9	SR4						SR4	20/10/2014 16:51	27.96	85.1	5.59	3.2	SR4	20/10/2014 22:51	27.83	77.8	5.13	1.2
SR4	20/10/2014 4:56	27.83	78.3	5.15	0.6	SR4	20/10/2014 10:56	27.91	79.1	5.21	1.5	SR4	20/10/2014 16:56	27.96	85.2	5.60	3.9	SR4	20/10/2014 22:56	27.85	77.1	5.08	1.4
SR4	20/10/2014 5:01	27.82	78.3	5.16	2.1	SR4	20/10/2014 11:01	27.91	78.0	5.13	1.6	SR4	20/10/2014 17:01	27.96	85.9	5.65	2.4	SR4	20/10/2014 23:01	27.85	77.6	5.11	1.5
SR4	20/10/2014 5:06	27.82	78.0	5.14	1.3	SR4	20/10/2014 11:06	27.92	78.6	5.17	1.3	SR4	20/10/2014 17:06	27.95	86.0	5.66	2.2	SR4	20/10/2014 23:06	27.84	79.6	5.24	2.1
SR4	20/10/2014 5:11	27.81	78.0	5.14	1.0	SR4	20/10/2014 11:11	27.94	79.1	5.20	1.7	SR4	20/10/2014 17:11	27.95	84.7	5.57	3.0	SR4	20/10/2014 23:11	27.84	83.4	5.50	0.6
SR4	20/10/2014 5:16	27.80	78.3	5.16	0.5	SR4	20/10/2014 11:16	27.92	78.4	5.16	1.7	SR4	20/10/2014 17:16	27.94	85.1	5.59	3.0	SR4	20/10/2014 23:16	27.84	85.0	5.60	1.1
SR4	20/10/2014 5:21	27.81	77.1	5.08	1.5	SR4	20/10/2014 11:21	27.94	79.2	5.21	3.8	SR4	20/10/2014 17:21	27.94	84.1	5.53	1.8	SR4	20/10/2014 23:21	27.84	83.5	5.50	1.0
SR4	20/10/2014 5:26	27.82	77.0	5.07	0.7	SR4	20/10/2014 11:26	27.95	78.9	5.19	1.5	SR4	20/10/2014 17:26	27.94	84.7	5.57	2.4	SR4	20/10/2014 23:26	27.84	84.0	5.54	0.8
SR4	20/10/2014 5:31	27.81	78.3	5.16	0.9	SR4	20/10/2014 11:31	27.97	79.7	5.24	2.2	SR4	20/10/2014 17:31	27.93	84.7	5.57	3.5	SR4	20/10/2014 23:31	27.82	83.4	5.50	0.5
SR4	20/10/2014 5:36	27.81	77.9	5.13	0.6	SR4	20/10/2014 11:36	27.99	78.7	5.17	1.4	SR4	20/10/2014 17:36	27.94	83.3	5.48	2.2	SR4	20/10/2014 23:36	27.83	81.9	5.40	0.9
SR4	20/10/2014 5:41	27.81	78.2	5.15	1.9	SR4	20/10/2014 11:41	28.00	78.9	5.18	0.8	SR4	20/10/2014 17:41	27.93	83.4	5.48	3.0	SR4	20/10/2014 23:41	27.83	80.3	5.29	0.2
SR4	20/10/2014 5:46	27.81	77.7	5.12	0.8	SR4	20/10/2014 11:46	27.99	79.6	5.23	2.8	SR4	20/10/2014 17:46	27.93	82.8	5.45	2.9	SR4	20/10/2014 23:46	27.83	82.2	5.42	0.4
SR4	20/10/2014 5:51	27.81	76.2	5.02	1.5	SR4	20/10/2014 11:51	27.98	79.4	5.22	2.0	SR4	20/10/2014 17:51	27.92	81.6	5.37	2.2	SR4	20/10/2014 23:51	27.83	81.5	5.37	0.4
SR4	20/10/2014 5:56	27.81	76.7	5.05	0.7	SR4	20/10/2014 11:56	27.98	79.0	5.19	1.7	SR4	20/10/2014 17:56	27.93	81.8	5.38	3.2	SR4	20/10/2014 23:56	27.83	80.2	5.29	0.3

Station	Timestamp	Temp (° C)	DO (%)	DO (mg/L)	Tur (NTU)	Station	Timestamp	Temp (° C)	DO (%)	DO (mg/L)	Tur (NTU)	Station	Timestamp	Temp (° C)	DO (%)	DO (mg/L)	Tur (NTU)	Station	Timestamp	Temp (°C)	DO (%)	DO (mg/L)	Tur (NTU)
SR5	20/10/2014 0:00	27.67	92.2	6.07	1.8	SR5	20/10/2014 6:00	27.61	92.3	6.09	1.5	SR5	20/10/2014 12:00	27.72	114.4	7.56	0.6	SR5	20/10/2014 18:00	27.73	98.1	6.47	4.4
SR5	20/10/2014 0:05	27.65	92.2	6.08	1.0	SR5	20/10/2014 6:05	27.63	91.0	6.00	2.2	SR5	20/10/2014 12:05	27.69	113.8	7.53	1.1	SR5	20/10/2014 18:05	27.73	97.5	6.43	4.4
SR5	20/10/2014 0:10	27.65	92.6	6.10	1.6	SR5	20/10/2014 6:10	27.66	89.1	5.87	2.1	SR5	20/10/2014 12:10	27.76	117.1	7.74	0.4	SR5	20/10/2014 18:10	27.75	96.6	6.37	4.4
SR5	20/10/2014 0:15	27.64	91.9	6.06	1.6	SR5	20/10/2014 6:15	27.67	88.1	5.81	3.3	SR5	20/10/2014 12:15	27.75	115.4	7.62	0.6	SR5	20/10/2014 18:15	27.76	95.6	6.30	3.8
SR5	20/10/2014 0:20	27.63	93.4	6.16	2.1	SR5	20/10/2014 6:20	27.63	88.1	5.81	2.3	SR5	20/10/2014 12:20	27.73	115.7	7.65	1.4	SR5	20/10/2014 18:20	27.76	95.3	6.28	4.2
SR5	20/10/2014 0:25	27.65	93.3	6.15	1.1	SR5	20/10/2014 6:25	27.68	87.6	5.77	2.3	SR5	20/10/2014 12:25	27.75	115.6	7.64	0.7	SR5	20/10/2014 18:25	27.77	94.8	6.24	4.2
SR5	20/10/2014 0:30	27.60	96.8	6.39	0.8	SR5	20/10/2014 6:30	27.68	86.8	5.72	2.4	SR5	20/10/2014 12:30	27.84	118.7	7.84	0.7	SR5	20/10/2014 18:30	27.77	94.0	6.19	3.9
SR5	20/10/2014 0:35	27.61	95.7	6.32	0.9	SR5	20/10/2014 6:35	27.69	86.2	5.68	2.4	SR5	20/10/2014 12:35	27.78	117.1	7.74	0.4	SR5	20/10/2014 18:35	27.77	93.6	6.16	4.0
SR5	20/10/2014 0:40	27.61	96.1	6.35	1.1	SR5	20/10/2014 6:40	27.69	85.7	5.64	2.0	SR5	20/10/2014 12:40	27.76	116.1	7.68	0.6	SR5	20/10/2014 18:40	27.77	92.9	6.11	4.5
SR5	20/10/2014 0:45	27.61	95.7	6.32	1.2	SR5	20/10/2014 6:45	27.69	85.0	5.59	2.6	SR5	20/10/2014 12:45	27.72	117.3	7.77	1.1	SR5	20/10/2014 18:45	27.77	92.5	6.09	4.2
SR5	20/10/2014 0:50	27.60	95.5	6.30	0.7	SR5	20/10/2014 6:50	27.69	85.5	5.63	2.4	SR5	20/10/2014 12:50	27.74	119.0	7.88	1.1	SR5	20/10/2014 18:50	27.78	91.9	6.04	3.9
SR5	20/10/2014 0:55	27.61	96.8	6.39	0.7	SR5	20/10/2014 6:55	27.70	84.6	5.56	2.6	SR5	20/10/2014 12:55	27.70	119.6	7.93	0.6	SR5	20/10/2014 18:55	27.77	92.2	6.07	4.0
SR5	20/10/2014 1:00	27.60	96.8	6.39	1.2	SR5	20/10/2014 7:00	27.71	84.5	5.56	2.4	SR5	20/10/2014 13:00	27.69	117.4	7.78	0.7	SR5	20/10/2014 19:00	27.78	91.8	6.04	4.0
SR5	20/10/2014 1:05	27.58	98.8	6.54	1.1	SR5	20/10/2014 7:05	27.71	84.4	5.55	3.2	SR5	20/10/2014 13:05	27.73	118.3	7.83	1.0	SR5	20/10/2014 19:05	27.78	90.9	5.98	4.2
SR5	20/10/2014 1:10	27.62	98.1	6.48	1.3	SR5	20/10/2014 7:10	27.72	83.9	5.52	2.0	SR5	20/10/2014 13:10	27.70	117.6	7.79	0.7	SR5	20/10/2014 19:10	27.78	90.6	5.96	3.9
SR5	20/10/2014 1:15	27.62	97.6	6.45	0.8	SR5	20/10/2014 7:15	27.69	86.1	5.67	2.3	SR5	20/10/2014 13:15	27.74	118.4	7.84	0.6	SR5	20/10/2014 19:15	27.79	90.1	5.92	4.2
SR5	20/10/2014 1:20	27.61	99.6	6.59	1.0	SR5	20/10/2014 7:20	27.72	84.3	5.54	2.4	SR5	20/10/2014 13:20	27.68	121.5	8.05	0.9	SR5	20/10/2014 19:20	27.78	91.0	5.98	3.8
SR5	20/10/2014 1:25	27.55	102.0	6.76	0.9	SR5	20/10/2014 7:25	27.73	84.1	5.53	2.3	SR5	20/10/2014 13:25	27.69	120.9	8.01	0.7	SR5	20/10/2014 19:25	27.78	90.6	5.96	4.0
SR5	20/10/2014 1:30	27.57	100.3	6.64	0.9	SR5	20/10/2014 7:30	27.73	83.7	5.50	2.4	SR5	20/10/2014 13:30	27.71	121.6	8.05	0.8	SR5	20/10/2014 19:30	27.78	90.3	5.94	3.9
SR5	20/10/2014 1:35	27.53	101.9	6.76	1.1	SR5	20/10/2014 7:35	27.74	83.4	5.48	2.3	SR5	20/10/2014 13:35	27.70	120.8	8.00	0.4	SR5	20/10/2014 19:35	27.79	89.6	5.89	3.6
SR5	20/10/2014 1:40	27.53	102.9	6.82	1.0	SR5	20/10/2014 7:40	27.73	83.3	5.47	2.1	SR5	20/10/2014 13:40	27.73	121.3	8.03	0.4	SR5	20/10/2014 19:40	27.79	89.3	5.87	3.8
SR5	20/10/2014 1:45	27.53	102.4	6.79	1.2	SR5	20/10/2014 7:45	27.74	83.1	5.46	2.9	SR5	20/10/2014 13:45	27.74	120.6	7.98	0.5	SR5	20/10/2014 19:45	27.79	89.5	5.88	3.9
SR5	20/10/2014 1:50	27.53	103.6	6.87	0.4	SR5	20/10/2014 7:50	27.74	83.4	5.48	3.0	SR5	20/10/2014 13:50	27.72	120.7	7.99	0.6	SR5	20/10/2014 19:50	27.79	89.2	5.86	4.2
SR5	20/10/2014 1:55	27.50	102.7	6.81	0.5	SR5	20/10/2014 7:55	27.73	83.9	5.51	2.7	SR5	20/10/2014 13:55	27.73	120.9	8.01	0.7	SR5	20/10/2014 19:55	27.79	88.5	5.82	4.0
SR5	20/10/2014 2:00	27.49	102.2	6.78	0.3	SR5	20/10/2014 8:00	27.74	83.9	5.51	2.5	SR5	20/10/2014 14:00	27.70	120.7	8.00	0.9	SR5	20/10/2014 20:00	27.79	88.4	5.81	4.6
SR5	20/10/2014 2:05	27.47	103.0	6.84	0.5	SR5	20/10/2014 8:05	27.74	84.4	5.54	2.9	SR5	20/10/2014 14:05	27.67	119.1	7.89	1.9	SR5	20/10/2014 20:05	27.79	89.1	5.86	4.6
SR5	20/10/2014 2:10	27.46	103.2	6.85	0.6	SR5	20/10/2014 8:10	27.74	84.4	5.55	3.1	SR5	20/10/2014 14:10	27.68	119.6	7.92	1.9	SR5	20/10/2014 20:10	27.79	89.9	5.91	4.6
SR5	20/10/2014 2:15	27.47	102.7	6.82	0.5	SR5	20/10/2014 8:15	27.75	84.2	5.53	3.4	SR5	20/10/2014 14:15	27.72	122.5	8.11	0.6	SR5	20/10/2014 20:15	27.79	89.7	5.90	5.2
SR5	20/10/2014 2:20	27.47	102.7	6.82	0.5	SR5	20/10/2014 8:20	27.75	84.0	5.52	3.2	SR5	20/10/2014 14:20	27.75	123.4	8.17	0.6	SR5	20/10/2014 20:20	27.79	89.1	5.86	5.0
SR5	20/10/2014 2:25	27.47	102.4	6.80	0.3	SR5	20/10/2014 8:25	27.75	84.1	5.53	3.0	SR5	20/10/2014 14:25	27.75	119.9	7.93	0.9	SR5	20/10/2014 20:25	27.79	89.3	5.87	4.7
SR5	20/10/2014 2:30	27.47	102.6	6.81	0.3	SR5	20/10/2014 8:30	27.74	83.9	5.51	3.7	SR5	20/10/2014 14:30	27.76	121.5	8.04	1.2	SR5	20/10/2014 20:30	27.79	88.7	5.83	4.9
SR5	20/10/2014 2:35	27.49	102.0	6.76	0.7	SR5	20/10/2014 8:35	27.74	83.3	5.47	3.3	SR5	20/10/2014 14:35	27.83	123.8	8.18	0.7	SR5	20/10/2014 20:35	27.79	88.5	5.82	5.2
SR5	20/10/2014 2:40	27.49	102.0	6.77	0.4	SR5	20/10/2014 8:40	27.75	82.8	5.44	3.6	SR5	20/10/2014 14:40	27.76	120.8	7.99	0.9	SR5	20/10/2014 20:40	27.79	88.6	5.82	4.8
SR5	20/10/2014 2:45	27.50	101.9	6.76	0.8	SR5	20/10/2014 8:45	27.75	81.5	**5.35**	3.2	SR5	20/10/2014 14:45	27.73	120.7	7.99	0.9	SR5	20/10/2014 20:45	27.79	88.1	5.79	6.2
SR5	20/10/2014 2:50	27.52	101.3	6.72	1.2	SR5	20/10/2014 8:50	27.72	80.7	**5.30**	2.3	SR5	20/10/2014 14:50	27.75	120.6	7.98	1.3	SR5	20/10/2014 20:50	27.79	87.5	5.75	4.7
SR5	20/10/2014 2:55	27.50	100.7	6.68	0.7	SR5	20/10/2014 8:55	27.70	84.8	5.58	2.5	SR5	20/10/2014 14:55	27.75	120.1	7.94	1.7	SR5	20/10/2014 20:55	27.80	87.2	5.73	5.1
SR5	20/10/2014 3:00	27.50	99.6	6.61	0.7	SR5	20/10/2014 9:00	27.70	85.8	5.64	2.5	SR5	20/10/2014 15:00	27.82	122.9	8.12	1.0	SR5	20/10/2014 21:00	27.80	87.4	5.74	4.7
SR5	20/10/2014 3:05	27.50	99.4	6.59	0.5	SR5	20/10/2014 9:05	27.71	86.9	5.71	2.1	SR5	20/10/2014 15:05	27.74	123.7	8.19	1.6	SR5	20/10/2014 21:05	27.80	87.2	5.72	4.5
SR5	20/10/2014 3:10	27.51	99.7	6.61	0.8	SR5	20/10/2014 9:10	27.71	86.2	5.67	2.3	SR5	20/10/2014 15:10	27.63	116.6	7.74	0.8	SR5	20/10/2014 21:10	27.80	86.7	5.69	4.4
SR5	20/10/2014 3:15	27.50	100.3	6.65	0.9	SR5	20/10/2014 9:15	27.72	85.8	5.64	1.9	SR5	20/10/2014 15:15	27.64	118.2	7.84	1.1	SR5	20/10/2014 21:15	27.71	86.4	5.69	2.8
SR5	20/10/2014 3:20	27.50	99.5	6.60	0.6	SR5	20/10/2014 9:20	27.73	87.2	5.73	2.2	SR5	20/10/2014 15:20	27.63	117.0	7.76	1.1	SR5	20/10/2014 21:20	27.77	92.2	6.06	3.2
SR5	20/10/2014 3:25	27.49	99.2	6.58	0.6	SR5	20/10/2014 9:25	27.72	86.3	5.67	1.8	SR5	20/10/2014 15:25	27.69	120.2	7.97	0.9	SR5	20/10/2014 21:25	27.76	91.7	6.03	3.4
SR5	20/10/2014 3:30	27.48	99.6	6.61	0.5	SR5	20/10/2014 9:30	27.73	86.7	5.70	2.7	SR5	20/10/2014 15:30	27.69	120.8	8.01	1.1	SR5	20/10/2014 21:30	27.78	91.5	6.01	3.5
SR5	20/10/2014 3:35	27.45	99.5	6.60	0.5	SR5	20/10/2014 9:35	27.74	86.4	5.68	2.2	SR5	20/10/2014 15:35	27.70	120.5	7.99	0.8	SR5	20/10/2014 21:35	27.78	91.3	6.00	3.0
SR5	20/10/2014 3:40	27.44	99.9	6.63	0.5	SR5	20/10/2014 9:40	27.75	86.8	5.70	2.2	SR5	20/10/2014 15:40	27.71	121.1	8.03	1.0	SR5	20/10/2014 21:40	27.76	91.8	6.04	3.6
SR5	20/10/2014 3:45	27.44	99.9	6.63	0.2	SR5	20/10/2014 9:45	27.75	86.4	5.68	2.6	SR5	20/10/2014 15:45	27.76	125.1	8.29	0.7	SR5	20/10/2014 21:45	27.78	91.1	5.99	4.0
SR5	20/10/2014 3:50	27.44	100.4	6.67	0.3	SR5	20/10/2014 9:50	27.69	91.4	6.02	1.7	SR5	20/10/2014 15:50	27.77	125.8	8.34	1.2	SR5	20/10/2014 21:50	27.77	90.8	5.97	2.9
SR5	20/10/2014 3:55	27.49	99.6	6.61	0.6	SR5	20/10/2014 9:55	27.68	92.3	6.08	1.8	SR5	20/10/2014 15:55	27.77	126.9	8.41	1.3	SR5	20/10/2014 21:55	27.78	91.1	5.99	4.4
SR5	20/10/2014 4:00	27.44	100.3	6.66	0.2	SR5	20/10/2014 10:00	27.70	92.0	6.06	2.0	SR5	20/10/2014 16:00	27.82	128.9	8.54	0.9	SR5	20/10/2014 22:00	27.77	90.9	5.97	3.7
SR5	20/10/2014 4:05	27.43	100.5	6.67	0.1	SR5	20/10/2014 10:05	27.78	94.6	6.22	1.4	SR5	20/10/2014 16:05	27.80	126.9	8.41	0.9	SR5	20/10/2014 22:05	27.77	90.6	5.95	4.3
SR5	20/10/2014 4:10	27.45	100.4	6.67	0.5	SR5	20/10/2014 10:10	27.73	92.6	6.09	1.5	SR5	20/10/2014 16:10	27.81	127.5	8.44	0.9	SR5	20/10/2014 22:10	27.75	93.5	6.15	3.9
SR5	20/10/2014 4:15	27.45	97.5	6.47	0.5	SR5	20/10/2014 10:15	27.73	92.8	6.10	1.9	SR5	20/10/2014 16:15	27.80	127.9	8.47	0.6	SR5	20/10/2014 22:15	27.75	93.8	6.17	3.9
SR5	20/10/2014 4:20	27.47	96.2	6.38	0.7	SR5	20/10/2014 10:20	27.78	94.7	6.23	1.2	SR5	20/10/2014 16:20	27.79	126.4	8.37	1.4	SR5	20/10/2014 22:20	27.75	93.2	6.13	3.9
SR5	20/10/2014 4:25	27.52	95.2	6.31	0.7	SR5	20/10/2014 10:25	27.77	94.2	6.20	1.1	SR5	20/10/2014 16:25	27.76	125.8	8.33	0.9	SR5	20/10/2014 22:25	27.75	93.2	6.13	3.8
SR5	20/10/2014 4:30	27.49	94.9	6.29	0.7	SR5	20/10/2014 10:30	27.76	93.6	6.16	1.6	SR5	20/10/2014 16:30	27.70	120.7	8.00	1.1	SR5	20/10/2014 22:30	27.73	95.1	6.26	2.5
SR5	20/10/2014 4:35	27.51	94.4	6.26	0.9	SR5	20/10/2014 10:35	27.77	94.4	6.21	1.5	SR5	20/10/2014 16:35	27.68	118.3	7.85	2.0	SR5	20/10/2014 22:35	27.75	95.2	6.27	2.6
SR5	20/10/2014 4:40	27.52	94.4	6.26	0.7	SR5	20/10/2014 10:40	27.74	96.1	6.33	1.1	SR5	20/10/2014 16:40	27.71	120.8	8.01	1.2	SR5	20/10/2014 22:40	27.74	95.5	6.29	2.6
SR5	20/10/2014 4:45	27.54	94.1	6.23	1.0	SR5	20/10/2014 10:45	27.73	94.9	6.25	1.1	SR5	20/10/2014 16:45	27.72	119.6	7.93	2.2	SR5	20/10/2014 22:45	27.74	95.0	6.26	3.1
SR5	20/10/2014 4:50	27.56	94.1	6.22	1.0	SR5	20/10/2014 10:50	27.71	95.1	6.26	1.5	SR5	20/10/2014 16:50	27.76	122.7	8.13	1.3	SR5	20/10/2014 22:50	27.74	95.3	6.28	2.6
SR5	20/10/2014 4:55	27.53	92.6	6.13	0.9	SR5	20/10/2014 10:55	27.70	99.2	6.54	0.9	SR5	20/10/2014 16:55	27.76	122.5	8.11	2.3	SR5	20/10/2014 22:55	27.74	95.2	6.27	2.5
SR5	20/10/2014 5:00	27.50	93.3	6.18	1.0	SR5	20/10/2014 11:00	27.70	101.6	6.70	1.2	SR5	20/10/2014 17:00	27.76	122.4	8.10	1.2	SR5	20/10/2014 23:00	27.75	96.6	6.36	2.5
SR5	20/10/2014 5:05	27.57	93.3	6.17	1.0	SR5	20/10/2014 11:05	27.70	101.6	6.70	0.8	SR5	20/10/2014 17:05	27.70	113.3	7.50	3.7	SR5	20/10/2014 23:05	27.74	97.9	6.45	2.3
SR5	20/10/2014 5:10	27.58	93.7	6.19	1.1	SR5	20/10/2014 11:10	27.72	106.5	7.03	0.6	SR5	20/10/2014 17:10	27.72	113.3	7.50	4.1	SR5	20/10/2014 23:10	27.73	97.5	6.42	3.1
SR5	20/10/2014 5:15	27.57	92.6	6.13	1.1	SR5	20/10/2014 11:15	27.72	109.8	7.25	0.5	SR5	20/10/2014 17:15	27.73	113.9	7.54	3.3	SR5	20/10/2014 23:15	27.71	97.1	6.40	1.9
SR5	20/10/2014 5:20	27.56	93.4	6.18	0.9	SR5	20/10/2014 11:20	27.71	106.0	7.00	0.8	SR5	20/10/2014 17:20	27.71	111.3	7.37	4.1	SR5	20/10/2014 23:20	27.65	99.5	6.57	2.0
SR5	20/10/2014 5:25	27.58	93.6	6.19	1.2	SR5	20/10/2014 11:25	27.72	107.5	7.10	0.7	SR5	20/10/2014 17:25	27.73	113.5	7.51	3.4	SR5	20/10/2014 23:25	27.67	99.1	6.54	2.1
SR5	20/10/2014 5:30	27.59	92.8	6.14	1.1	SR5	20/10/2014 11:30	27.71	104.8	6.92	1.0	SR5	20/10/2014 17:30	27.66	102.3	6.77	5.1	SR5	20/10/2014 23:30	27.65	98.9	6.53	1.4
SR5	20/10/2014 5:35	27.58	91.7	6.06	1.1	SR5	20/10/2014 11:35	27.75	106.9	7.05	0.7	SR5	20/10/2014 17:35	27.66	101.0	6.68	4.1	SR5	20/10/2014 23:35	27.67	99.0	6.53	2.2
SR5	20/10/2014 5:40	27.48	91.8	6.09	0.6	SR5	20/10/2014 11:40	27.77	109.5	7.23	1.1	SR5	20/10/2014 17:40	27.67	100.8	6.66	4.7	SR5	20/10/2014 23:40	27.67	99.2	6.55	2.1
SR5	20/10/2014 5:45	27.57	92.1	6.09	0.9	SR5	20/10/2014 11:45	27.76	113.2	7.47	0.3	SR5	20/10/2014 17:45	27.69	100.4	6.63	4.3	SR5	20/10/2014 23:45	27.71	98.6	6.50	2.1
SR5	20/10/2014 5:50	27.59	91.6	6.06	1.4	SR5	20/10/2014 11:50	27.75	114.4	7.56	1.5	SR5	20/10/2014 17:50	27.72	99.5	6.57	4.2	SR5	20/10/2014 23:50	27.69	102.4	6.76	1.7
SR5	20/10/2014 5:55	27.62	91.1	6.01	2.0	SR5	20/10/2014 11:55	27.74	113.5	7.50	1.2	SR5	20/10/2014 17:55	27.71	99.6	6.58	4.1	SR5	20/10/2014 23:55	27.70	101.1	6.68	1.8

Station	Timestamp	Temp (° C)	DO (%)	DO (mg/L)	Tur (NTU)	Station	Timestamp	Temp (° C)	DO (%)	DO (mg/L)	Tur (NTU)	Station	Timestamp	Temp (° C)	DO (%)	DO (mg/L)	Tur (NTU)	Station	Timestamp	Temp (°C)	DO (%)	DO (mg/L)	Tur (NTU)
SR9	20/10/2014 0:00	26.94	94.2	6.26	**6.3**	SR9	20/10/2014 6:00	26.78	89.0	**5.94**	**5.5**	SR9	20/10/2014 12:00	27.21	92.9	6.16	4.7	SR9	20/10/2014 18:00	27.43	106.9	7.06	**4.9**
SR9	20/10/2014 0:05	26.94	93.0	6.17	**5.7**	SR9	20/10/2014 6:05	26.76	88.3	**5.89**	**5.4**	SR9	20/10/2014 12:05	27.23	92.2	6.11	4.4	SR9	20/10/2014 18:05	27.44	107.7	7.11	3.9
SR9	20/10/2014 0:10	26.94	92.9	6.17	**6.2**	SR9	20/10/2014 6:10	26.77	88.1	**5.88**	**5.4**	SR9	20/10/2014 12:10	27.17	91.9	6.09	4.7	SR9	20/10/2014 18:10	27.41	106.9	7.07	4.0
SR9	20/10/2014 0:15	26.93	92.2	6.12	**5.6**	SR9	20/10/2014 6:15	26.76	87.3	**5.83**	**5.0**	SR9	20/10/2014 12:15	27.20	92.6	6.13	4.7	SR9	20/10/2014 18:15	27.43	106.7	7.05	3.6
SR9	20/10/2014 0:20	26.93	91.9	6.10	**5.5**	SR9	20/10/2014 6:20	26.77	87.5	**5.83**	**5.6**	SR9	20/10/2014 12:20	27.19	91.6	6.07	4.7	SR9	20/10/2014 18:20	27.40	105.6	6.98	3.8
SR9	20/10/2014 0:25	26.92	91.2	6.06	**5.5**	SR9	20/10/2014 6:25	26.76	88.3	**5.88**	**5.6**	SR9	20/10/2014 12:25	27.15	90.7	6.01	**5.0**	SR9	20/10/2014 18:25	27.40	105.8	6.99	**5.3**
SR9	20/10/2014 0:30	26.93	91.3	6.07	**5.7**	SR9	20/10/2014 6:30	26.76	87.2	**5.82**	**5.7**	SR9	20/10/2014 12:30	27.17	91.3	6.05	4.7	SR9	20/10/2014 18:30	27.42	105.5	6.97	3.5
SR9	20/10/2014 0:35	26.90	91.3	6.07	**5.3**	SR9	20/10/2014 6:35	26.76	87.4	**5.82**	**5.7**	SR9	20/10/2014 12:35	27.29	93.2	6.16	4.7	SR9	20/10/2014 18:35	27.41	104.7	6.92	3.5
SR9	20/10/2014 0:40	26.92	92.5	6.15	**6.6**	SR9	20/10/2014 6:40	26.76	88.1	**5.87**	**5.8**	SR9	20/10/2014 12:40	27.32	94.2	6.23	4.6	SR9	20/10/2014 18:40	27.42	103.4	6.83	3.8
SR9	20/10/2014 0:45	26.91	92.3	6.13	**5.7**	SR9	20/10/2014 6:45	26.76	87.2	**5.82**	**5.3**	SR9	20/10/2014 12:45	27.22	93.8	6.21	4.4	SR9	20/10/2014 18:45	27.43	103.1	6.80	3.7
SR9	20/10/2014 0:50	26.91	91.5	6.08	**5.9**	SR9	20/10/2014 6:50	26.75	87.8	**5.85**	**5.5**	SR9	20/10/2014 12:50	27.43	98.0	6.47	4.4	SR9	20/10/2014 18:50	27.47	105.9	6.98	3.7
SR9	20/10/2014 0:55	26.91	91.3	6.07	**6.3**	SR9	20/10/2014 6:55	26.75	87.6	**5.84**	**6.9**	SR9	20/10/2014 12:55	27.42	96.9	6.39	**5.2**	SR9	20/10/2014 18:55	27.47	105.0	6.92	3.7
SR9	20/10/2014 1:00	26.91	92.0	6.11	**6.1**	SR9	20/10/2014 7:00	26.75	88.0	**5.87**	**5.6**	SR9	20/10/2014 13:00	27.41	97.5	6.43	**4.8**	SR9	20/10/2014 19:00	27.49	106.9	7.04	3.7
SR9	20/10/2014 1:05	26.92	92.1	6.12	**6.0**	SR9	20/10/2014 7:05	26.75	88.5	**5.89**	**5.9**	SR9	20/10/2014 13:05	27.50	98.8	6.51	4.6	SR9	20/10/2014 19:05	27.49	106.8	7.04	3.8
SR9	20/10/2014 1:10	26.91	91.7	6.09	**6.1**	SR9	20/10/2014 7:10	26.75	87.6	**5.83**	**5.7**	SR9	20/10/2014 13:10	27.49	98.8	6.51	4.3	SR9	20/10/2014 19:10	27.50	109.1	7.19	3.7
SR9	20/10/2014 1:15	26.90	92.3	6.14	**5.8**	SR9	20/10/2014 7:15	26.75	88.1	**5.87**	**6.5**	SR9	20/10/2014 13:15	27.51	98.7	6.50	4.7	SR9	20/10/2014 19:15	27.51	110.0	7.25	4.0
SR9	20/10/2014 1:20	26.91	92.5	6.14	**6.0**	SR9	20/10/2014 7:20	26.75	89.4	**5.96**	**6.3**	SR9	20/10/2014 13:20	27.51	98.6	6.50	4.4	SR9	20/10/2014 19:20	27.54	110.9	7.31	3.6
SR9	20/10/2014 1:25	26.90	91.7	6.09	**5.6**	SR9	20/10/2014 7:25	26.75	89.7	5.97	**5.8**	SR9	20/10/2014 13:25	27.49	99.1	6.54	4.1	SR9	20/10/2014 19:25	27.53	111.1	7.32	3.4
SR9	20/10/2014 1:30	26.89	92.3	6.14	**6.3**	SR9	20/10/2014 7:30	26.75	90.5	6.03	**7.2**	SR9	20/10/2014 13:30	27.50	99.3	6.55	4.3	SR9	20/10/2014 19:30	27.52	109.6	7.23	3.4
SR9	20/10/2014 1:35	26.89	92.1	6.12	**6.0**	SR9	20/10/2014 7:35	26.75	91.0	6.07	**6.3**	SR9	20/10/2014 13:35	27.49	99.4	6.55	4.7	SR9	20/10/2014 19:35	27.54	110.4	7.28	3.4
SR9	20/10/2014 1:40	26.89	91.5	6.09	**6.3**	SR9	20/10/2014 7:40	26.75	90.8	6.06	**6.1**	SR9	20/10/2014 13:40	27.49	99.4	6.55	4.6	SR9	20/10/2014 19:40	27.54	110.5	7.28	3.5
SR9	20/10/2014 1:45	26.89	91.1	6.06	**6.4**	SR9	20/10/2014 7:45	26.75	90.6	6.04	**6.2**	SR9	20/10/2014 13:45	27.52	100.0	6.59	4.5	SR9	20/10/2014 19:45	27.52	109.4	7.21	4.0
SR9	20/10/2014 1:50	26.89	89.8	5.97	**6.5**	SR9	20/10/2014 7:50	26.75	88.5	**5.90**	**6.4**	SR9	20/10/2014 13:50	27.52	100.8	6.65	4.7	SR9	20/10/2014 19:50	27.53	111.2	7.33	3.8
SR9	20/10/2014 1:55	26.89	90.0	5.99	**7.5**	SR9	20/10/2014 7:55	26.75	90.3	6.02	**6.0**	SR9	20/10/2014 13:55	27.52	101.1	6.66	**4.9**	SR9	20/10/2014 19:55	27.54	112.5	7.41	3.4
SR9	20/10/2014 2:00	26.89	89.8	5.97	**6.2**	SR9	20/10/2014 8:00	26.75	89.8	5.99	**5.6**	SR9	20/10/2014 14:00	27.48	101.2	6.67	4.5	SR9	20/10/2014 20:00	27.53	111.9	7.38	3.3
SR9	20/10/2014 2:05	26.88	89.0	**5.92**	**6.3**	SR9	20/10/2014 8:05	26.75	87.4	**5.83**	**6.1**	SR9	20/10/2014 14:05	27.52	101.6	6.70	4.2	SR9	20/10/2014 20:05	27.51	110.8	7.31	3.2
SR9	20/10/2014 2:10	26.89	88.5	**5.88**	**6.8**	SR9	20/10/2014 8:10	26.76	87.6	**5.84**	**6.4**	SR9	20/10/2014 14:10	27.53	103.4	6.82	4.6	SR9	20/10/2014 20:10	27.52	112.3	7.40	3.0
SR9	20/10/2014 2:15	26.88	87.6	**5.82**	**7.3**	SR9	20/10/2014 8:15	26.76	87.6	**5.84**	**6.5**	SR9	20/10/2014 14:15	27.54	104.9	6.91	4.2	SR9	20/10/2014 20:15	27.51	111.2	7.33	3.4
SR9	20/10/2014 2:20	26.88	88.5	**5.89**	**7.0**	SR9	20/10/2014 8:20	26.76	87.4	**5.83**	**7.5**	SR9	20/10/2014 14:20	27.54	106.6	7.03	4.5	SR9	20/10/2014 20:20	27.52	111.7	7.35	3.3
SR9	20/10/2014 2:25	26.89	88.7	**5.90**	**8.3**	SR9	20/10/2014 8:25	26.77	87.4	**5.83**	**6.6**	SR9	20/10/2014 14:25	27.57	107.1	7.06	4.6	SR9	20/10/2014 20:25	27.52	111.7	7.36	3.1
SR9	20/10/2014 2:30	26.88	89.2	**5.93**	**7.3**	SR9	20/10/2014 8:30	26.77	87.2	**5.81**	**6.8**	SR9	20/10/2014 14:30	27.62	108.0	7.10	4.1	SR9	20/10/2014 20:30	27.52	111.5	7.35	3.3
SR9	20/10/2014 2:35	26.87	88.9	**5.91**	**6.3**	SR9	20/10/2014 8:35	26.78	87.2	**5.81**	**6.1**	SR9	20/10/2014 14:35	27.58	108.1	7.12	4.0	SR9	20/10/2014 20:35	27.52	111.5	7.35	2.8
SR9	20/10/2014 2:40	26.87	89.4	**5.95**	**6.3**	SR9	20/10/2014 8:40	26.81	88.0	**5.86**	**6.0**	SR9	20/10/2014 14:40	27.64	109.4	7.20	3.8	SR9	20/10/2014 20:40	27.51	110.8	7.31	3.0
SR9	20/10/2014 2:45	26.88	89.5	**5.95**	**6.3**	SR9	20/10/2014 8:45	26.81	88.4	**5.89**	**6.0**	SR9	20/10/2014 14:45	27.60	109.6	7.21	4.0	SR9	20/10/2014 20:45	27.52	111.0	7.32	3.2
SR9	20/10/2014 2:50	26.88	89.8	5.98	**6.3**	SR9	20/10/2014 8:50	26.81	88.0	**5.86**	**6.3**	SR9	20/10/2014 14:50	27.63	111.3	7.33	3.8	SR9	20/10/2014 20:50	27.51	111.1	7.32	3.0
SR9	20/10/2014 2:55	26.88	89.5	**5.96**	**6.4**	SR9	20/10/2014 8:55	26.82	87.5	**5.83**	**5.2**	SR9	20/10/2014 14:55	27.62	112.3	7.39	4.0	SR9	20/10/2014 20:55	27.52	111.1	7.33	2.6
SR9	20/10/2014 3:00	26.87	90.1	6.00	**6.4**	SR9	20/10/2014 9:00	26.83	87.3	**5.81**	**5.6**	SR9	20/10/2014 15:00	27.65	112.5	7.41	3.6	SR9	20/10/2014 21:00	27.53	111.3	7.34	2.7
SR9	20/10/2014 3:05	26.88	90.2	6.00	**6.5**	SR9	20/10/2014 9:05	26.80	86.6	**5.77**	**6.2**	SR9	20/10/2014 15:05	27.63	112.0	7.37	4.0	SR9	20/10/2014 21:05	27.52	111.3	7.34	2.7
SR9	20/10/2014 3:10	26.88	90.4	6.02	**6.7**	SR9	20/10/2014 9:10	26.83	87.1	**5.81**	**5.9**	SR9	20/10/2014 15:10	27.65	111.2	7.32	3.9	SR9	20/10/2014 21:10	27.53	111.1	7.32	2.7
SR9	20/10/2014 3:15	26.88	90.3	6.01	**6.7**	SR9	20/10/2014 9:15	26.85	87.9	**5.86**	**5.9**	SR9	20/10/2014 15:15	27.64	111.2	7.32	3.7	SR9	20/10/2014 21:15	27.52	110.9	7.30	2.6
SR9	20/10/2014 3:20	26.87	90.2	6.00	**6.7**	SR9	20/10/2014 9:20	26.82	88.1	**5.88**	**6.3**	SR9	20/10/2014 15:20	27.63	111.7	7.35	3.6	SR9	20/10/2014 21:20	27.52	111.3	7.33	2.6
SR9	20/10/2014 3:25	26.88	90.3	6.01	**6.3**	SR9	20/10/2014 9:25	26.81	88.5	**5.90**	**6.2**	SR9	20/10/2014 15:25	27.64	111.8	7.35	3.9	SR9	20/10/2014 21:25	27.53	112.1	7.39	2.7
SR9	20/10/2014 3:30	26.87	90.2	6.00	**6.5**	SR9	20/10/2014 9:30	26.84	89.3	**5.95**	**5.5**	SR9	20/10/2014 15:30	27.59	111.6	7.34	3.9	SR9	20/10/2014 21:30	27.52	111.7	7.36	2.5
SR9	20/10/2014 3:35	26.87	89.8	5.98	**7.4**	SR9	20/10/2014 9:35	26.87	90.0	5.99	**5.3**	SR9	20/10/2014 15:35	27.57	109.3	7.20	3.9	SR9	20/10/2014 21:35	27.52	113.0	7.45	2.6
SR9	20/10/2014 3:40	26.86	90.4	6.02	**6.2**	SR9	20/10/2014 9:40	26.89	91.1	6.07	**4.9**	SR9	20/10/2014 15:40	27.55	108.7	7.16	3.9	SR9	20/10/2014 21:40	27.53	112.7	7.41	2.6
SR9	20/10/2014 3:45	26.86	90.4	6.01	**6.2**	SR9	20/10/2014 9:45	26.88	90.4	6.02	**6.3**	SR9	20/10/2014 15:45	27.55	108.9	7.17	3.6	SR9	20/10/2014 21:45	27.52	112.3	7.39	2.7
SR9	20/10/2014 3:50	26.85	90.1	6.00	**6.0**	SR9	20/10/2014 9:50	26.92	90.6	6.03	**6.8**	SR9	20/10/2014 15:50	27.55	109.9	7.23	3.7	SR9	20/10/2014 21:50	27.53	112.4	7.40	2.8
SR9	20/10/2014 3:55	26.84	89.7	5.97	**6.1**	SR9	20/10/2014 9:55	26.92	90.8	6.04	**6.0**	SR9	20/10/2014 15:55	27.55	110.4	7.26	3.5	SR9	20/10/2014 21:55	27.51	112.1	7.38	2.4
SR9	20/10/2014 4:00	26.83	91.1	6.07	**6.4**	SR9	20/10/2014 10:00	26.90	90.8	6.05	**5.8**	SR9	20/10/2014 16:00	27.52	110.7	7.29	3.5	SR9	20/10/2014 22:00	27.51	112.0	7.37	2.4
SR9	20/10/2014 4:05	26.83	90.6	6.03	**5.9**	SR9	20/10/2014 10:05	26.88	90.5	6.02	**5.9**	SR9	20/10/2014 16:05	27.52	109.3	7.20	4.0	SR9	20/10/2014 22:05	27.52	111.9	7.36	4.3
SR9	20/10/2014 4:10	26.85	90.8	6.05	**6.3**	SR9	20/10/2014 10:10	26.91	90.7	6.03	**5.6**	SR9	20/10/2014 16:10	27.51	108.7	7.16	3.8	SR9	20/10/2014 22:10	27.52	112.2	7.39	2.8
SR9	20/10/2014 4:15	26.84	89.6	**5.96**	**6.7**	SR9	20/10/2014 10:15	26.91	90.6	6.02	**5.7**	SR9	20/10/2014 16:15	27.58	114.0	7.50	3.7	SR9	20/10/2014 22:15	27.51	111.8	7.36	2.7
SR9	20/10/2014 4:20	26.83	89.5	**5.96**	**6.2**	SR9	20/10/2014 10:20	26.93	90.5	6.01	**5.2**	SR9	20/10/2014 16:20	27.56	114.4	7.53	3.5	SR9	20/10/2014 22:20	27.51	111.8	7.37	2.5
SR9	20/10/2014 4:25	26.80	90.5	6.03	**5.7**	SR9	20/10/2014 10:25	26.94	90.6	6.03	**5.4**	SR9	20/10/2014 16:25	27.56	114.9	7.57	3.7	SR9	20/10/2014 22:25	27.51	111.6	7.36	2.7
SR9	20/10/2014 4:30	26.81	90.1	6.00	**6.0**	SR9	20/10/2014 10:30	26.94	90.7	6.03	**6.0**	SR9	20/10/2014 16:30	27.54	113.1	7.45	4.3	SR9	20/10/2014 22:30	27.51	112.2	7.39	2.5
SR9	20/10/2014 4:35	26.81	89.6	**5.96**	**5.6**	SR9	20/10/2014 10:35	26.92	89.7	5.97	**6.6**	SR9	20/10/2014 16:35	27.51	112.8	7.44	4.0	SR9	20/10/2014 22:35	27.51	111.9	7.38	2.7
SR9	20/10/2014 4:40	26.80	90.1	6.00	**5.8**	SR9	20/10/2014 10:40	26.90	89.0	**5.93**	**6.4**	SR9	20/10/2014 16:40	27.56	113.3	7.46	4.4	SR9	20/10/2014 22:40	27.51	112.4	7.42	2.6
SR9	20/10/2014 4:45	26.81	91.2	6.08	**6.3**	SR9	20/10/2014 10:45	26.92	88.7	**5.91**	**6.9**	SR9	20/10/2014 16:45	27.61	115.8	7.62	4.3	SR9	20/10/2014 22:45	27.51	112.5	7.42	3.0
SR9	20/10/2014 4:50	26.79	89.3	**5.96**	**5.2**	SR9	20/10/2014 10:50	26.89	86.5	**5.76**	**6.3**	SR9	20/10/2014 16:50	27.60	117.0	7.70	4.4	SR9	20/10/2014 22:50	27.52	112.6	7.43	2.6
SR9	20/10/2014 4:55	26.81	89.5	5.97	**5.7**	SR9	20/10/2014 10:55	26.89	87.5	**5.83**	**6.8**	SR9	20/10/2014 16:55	27.61	115.1	7.57	4.3	SR9	20/10/2014 22:55	27.51	112.2	7.40	2.6
SR9	20/10/2014 5:00	26.78	90.2	6.02	**5.5**	SR9	20/10/2014 11:00	26.93	87.5	**5.82**	**6.4**	SR9	20/10/2014 17:00	27.62	114.2	7.52	4.4	SR9	20/10/2014 23:00	27.51	112.0	7.39	2.7
SR9	20/10/2014 5:05	26.79	89.5	5.97	**6.6**	SR9	20/10/2014 11:05	26.91	87.2	**5.80**	**6.9**	SR9	20/10/2014 17:05	27.61	113.3	7.45	4.4	SR9	20/10/2014 23:05	27.50	111.9	7.38	2.3
SR9	20/10/2014 5:10	26.78	89.7	5.98	**5.5**	SR9	20/10/2014 11:10	26.94	88.8	**5.90**	**6.9**	SR9	20/10/2014 17:10	27.61	113.5	7.47	**5.2**	SR9	20/10/2014 23:10	27.49	111.4	7.35	2.6
SR9	20/10/2014 5:15	26.80	89.1	**5.94**	**6.2**	SR9	20/10/2014 11:15	26.97	91.6	6.09	**6.4**	SR9	20/10/2014 17:15	27.59	114.4	7.53	4.3	SR9	20/10/2014 23:15	27.48	110.8	7.29	2.7
SR9	20/10/2014 5:20	26.79	88.7	**5.91**	**5.6**	SR9	20/10/2014 11:20	26.96	90.7	6.03	**6.2**	SR9	20/10/2014 17:20	27.58	114.2	7.53	4.2	SR9	20/10/2014 23:20	27.49	110.6	7.28	2.7
SR9	20/10/2014 5:25	26.78	87.8	**5.86**	**5.4**	SR9	20/10/2014 11:25	26.95	88.6	**5.89**	**6.0**	SR9	20/10/2014 17:25	27.55	112.7	7.43	4.0	SR9	20/10/2014 23:25	27.48	111.0	7.31	2.8
SR9	20/10/2014 5:30	26.78	88.9	**5.92**	**5.1**	SR9	20/10/2014 11:30	27.00	88.8	**5.89**	**5.6**	SR9	20/10/2014 17:30	27.53	111.4	7.35	3.9	SR9	20/10/2014 23:30	27.47	110.6	7.29	2.6
SR9	20/10/2014 5:35	26.79	89.2	**5.95**	**5.8**	SR9	20/10/2014 11:35	27.02	89.4	**5.93**	**5.5**	SR9	20/10/2014 17:35	27.53	111.9	7.38	4.1	SR9	20/10/2014 23:35	27.46	110.1	7.26	2.8
SR9	20/10/2014 5:40	26.79	89.4	**5.96**	**5.6**	SR9	20/10/2014 11:40	27.13	90.7	6.01	**5.1**	SR9	20/10/2014 17:40	27.47	109.0	7.19	4.4	SR9	20/10/2014 23:40	27.46	110.0	7.26	2.6
SR9	20/10/2014 5:45	26.79	89.9	6.00	**5.9**	SR9	20/10/2014 11:45	27.10	90.2	5.98	**5.3**	SR9	20/10/2014 17:45	27.47	110.1	7.27	3.7	SR9	20/10/2014 23:45	27.44	110.0	7.26	2.5
SR9	20/10/2014 5:50	26.79	89.3	**5.95**	**5.9**	SR9	20/10/2014 11:50	27.08	90.2	5.98	**5.3**	SR9	20/10/2014 17:50	27.45	109.2	7.21	4.0	SR9	20/10/2014 23:50	27.45	110.4	7.29	2.8
SR9	20/10/2014 5:55	26.78	90.0	6.00	**5.6**	SR9	20/10/2014 11:55	27.16	92.2	6.11	**4.9**	SR9	20/10/2014 17:55	27.42	107.8	7.12	4.1	SR9	20/10/2014 23:55	27.44	110.2	7.27	2.7

Station	Timestamp	Temp (° C)	DO (%)	DO (mg/L)	Tur (NTU)	Station	Timestamp	Temp (° C)	DO (%)	DO (mg/L)	Tur (NTU)	Station	Timestamp	Temp (° C)	DO (%)	DO (mg/L)	Tur (NTU)	Station	Timestamp	Temp (°C)	DO (%)	DO (mg/L)	Tur (NTU)
SR10	20/10/2014 0:00	27.56	86.7	**5.80**	1.6	SR10	20/10/2014 6:00	27.49	79.4	**5.31**	2.3	SR10	20/10/2014 12:00	27.56	82.7	**5.54**	2.1	SR10	20/10/2014 18:00	27.90	84.0	**5.61**	1.2
SR10	20/10/2014 0:05	27.56	86.8	**5.80**	1.5	SR10	20/10/2014 6:05	27.49	79.4	**5.32**	2.8	SR10	20/10/2014 12:05	27.56	82.2	**5.51**	2.1	SR10	20/10/2014 18:05	27.90	85.2	**5.70**	0.8
SR10	20/10/2014 0:10	27.56	87.1	**5.82**	1.8	SR10	20/10/2014 6:10	27.48	80.9	**5.41**	2.7	SR10	20/10/2014 12:10	27.59	82.6	**5.54**	2.6	SR10	20/10/2014 18:10	27.91	85.4	**5.71**	0.9
SR10	20/10/2014 0:15	27.54	87.9	**5.88**	1.6	SR10	20/10/2014 6:15	27.47	81.8	**5.48**	2.1	SR10	20/10/2014 12:15	27.61	83.6	**5.60**	2.0	SR10	20/10/2014 18:15	27.92	87.0	**5.81**	0.7
SR10	20/10/2014 0:20	27.50	88.9	**5.95**	2.0	SR10	20/10/2014 6:20	27.47	81.6	**5.46**	2.2	SR10	20/10/2014 12:20	27.57	82.0	**5.49**	2.4	SR10	20/10/2014 18:20	27.92	86.5	**5.78**	0.9
SR10	20/10/2014 0:25	27.52	88.7	**5.93**	2.0	SR10	20/10/2014 6:25	27.47	84.5	**5.66**	2.4	SR10	20/10/2014 12:25	27.65	84.5	**5.65**	1.9	SR10	20/10/2014 18:25	27.92	85.2	**5.70**	0.6
SR10	20/10/2014 0:30	27.52	88.6	**5.93**	2.1	SR10	20/10/2014 6:30	27.47	83.1	**5.57**	2.6	SR10	20/10/2014 12:30	27.62	83.0	**5.56**	2.0	SR10	20/10/2014 18:30	27.91	85.2	**5.69**	0.9
SR10	20/10/2014 0:35	27.53	88.6	**5.93**	2.7	SR10	20/10/2014 6:35	27.47	84.2	**5.64**	2.1	SR10	20/10/2014 12:35	27.61	83.4	**5.59**	2.2	SR10	20/10/2014 18:35	27.91	84.6	**5.66**	0.8
SR10	20/10/2014 0:40	27.54	88.3	**5.91**	2.1	SR10	20/10/2014 6:40	27.47	81.2	**5.44**	2.3	SR10	20/10/2014 12:40	27.61	81.7	**5.47**	2.6	SR10	20/10/2014 18:40	27.90	85.3	**5.70**	0.9
SR10	20/10/2014 0:45	27.52	88.3	**5.90**	2.4	SR10	20/10/2014 6:45	27.46	84.4	**5.66**	2.3	SR10	20/10/2014 12:45	27.60	80.9	**5.42**	2.5	SR10	20/10/2014 18:45	27.89	86.5	**5.79**	1.0
SR10	20/10/2014 0:50	27.53	88.5	**5.92**	1.9	SR10	20/10/2014 6:50	27.45	84.1	**5.63**	2.5	SR10	20/10/2014 12:50	27.59	81.0	**5.42**	2.7	SR10	20/10/2014 18:50	27.88	85.4	**5.71**	0.9
SR10	20/10/2014 0:55	27.54	88.4	**5.91**	2.2	SR10	20/10/2014 6:55	27.46	84.2	**5.63**	2.3	SR10	20/10/2014 12:55	27.60	86.8	**5.82**	2.6	SR10	20/10/2014 18:55	27.86	86.3	**5.77**	0.9
SR10	20/10/2014 1:00	27.52	88.7	**5.93**	1.8	SR10	20/10/2014 7:00	27.46	83.8	**5.61**	3.0	SR10	20/10/2014 13:00	27.63	87.5	**5.86**	2.4	SR10	20/10/2014 19:00	27.85	87.7	**5.87**	1.2
SR10	20/10/2014 1:05	27.52	88.6	**5.93**	1.9	SR10	20/10/2014 7:05	27.46	84.5	**5.66**	2.3	SR10	20/10/2014 13:05	27.66	88.5	**5.92**	2.2	SR10	20/10/2014 19:05	27.84	85.6	**5.73**	1.8
SR10	20/10/2014 1:10	27.53	88.4	**5.91**	1.8	SR10	20/10/2014 7:10	27.46	84.8	**5.68**	2.2	SR10	20/10/2014 13:10	27.67	88.7	**5.94**	1.9	SR10	20/10/2014 19:10	27.84	86.3	**5.77**	1.3
SR10	20/10/2014 1:15	27.53	88.0	**5.89**	1.8	SR10	20/10/2014 7:15	27.45	84.7	**5.67**	2.3	SR10	20/10/2014 13:15	27.83	91.3	6.09	1.3	SR10	20/10/2014 19:15	27.82	85.7	**5.74**	1.8
SR10	20/10/2014 1:20	27.55	88.5	**5.92**	2.2	SR10	20/10/2014 7:20	27.45	84.7	**5.68**	2.3	SR10	20/10/2014 13:20	27.86	91.0	6.07	2.1	SR10	20/10/2014 19:20	27.81	83.8	**5.61**	1.4
SR10	20/10/2014 1:25	27.55	88.5	**5.92**	2.1	SR10	20/10/2014 7:25	27.46	84.8	**5.69**	2.1	SR10	20/10/2014 13:25	27.84	90.3	6.03	1.8	SR10	20/10/2014 19:25	27.80	83.3	**5.58**	1.6
SR10	20/10/2014 1:30	27.56	88.4	**5.91**	2.1	SR10	20/10/2014 7:30	27.46	84.8	**5.68**	3.2	SR10	20/10/2014 13:30	27.80	90.0	6.02	2.7	SR10	20/10/2014 19:30	27.79	81.9	**5.48**	1.6
SR10	20/10/2014 1:35	27.56	88.2	**5.90**	2.0	SR10	20/10/2014 7:35	27.46	84.9	**5.69**	1.8	SR10	20/10/2014 13:35	27.79	89.9	6.01	2.1	SR10	20/10/2014 19:35	27.78	82.3	**5.51**	1.8
SR10	20/10/2014 1:40	27.57	88.0	**5.88**	2.6	SR10	20/10/2014 7:40	27.46	84.2	**5.64**	2.0	SR10	20/10/2014 13:40	27.80	89.5	5.99	1.5	SR10	20/10/2014 19:40	27.77	80.0	**5.36**	1.8
SR10	20/10/2014 1:45	27.57	88.2	**5.90**	2.3	SR10	20/10/2014 7:45	27.46	84.2	**5.64**	4.6	SR10	20/10/2014 13:45	27.82	88.1	**5.89**	2.3	SR10	20/10/2014 19:45	27.76	79.7	**5.34**	1.2
SR10	20/10/2014 1:50	27.56	88.2	**5.90**	2.1	SR10	20/10/2014 7:50	27.46	84.3	**5.65**	2.1	SR10	20/10/2014 13:50	27.81	88.1	**5.89**	1.3	SR10	20/10/2014 19:50	27.76	79.0	**5.29**	1.4
SR10	20/10/2014 1:55	27.58	88.2	**5.89**	2.6	SR10	20/10/2014 7:55	27.46	84.2	**5.64**	2.0	SR10	20/10/2014 13:55	27.78	87.9	**5.88**	1.9	SR10	20/10/2014 19:55	27.75	79.7	**5.34**	2.0
SR10	20/10/2014 2:00	27.57	88.5	**5.91**	2.5	SR10	20/10/2014 8:00	27.46	84.3	**5.65**	1.8	SR10	20/10/2014 14:00	27.79	88.1	**5.89**	1.9	SR10	20/10/2014 20:00	27.74	78.3	**5.25**	1.3
SR10	20/10/2014 2:05	27.62	88.2	**5.89**	2.1	SR10	20/10/2014 8:05	27.46	84.4	**5.65**	2.4	SR10	20/10/2014 14:05	27.77	87.9	**5.88**	1.7	SR10	20/10/2014 20:05	27.75	77.7	**5.20**	1.6
SR10	20/10/2014 2:10	27.62	87.8	**5.86**	2.0	SR10	20/10/2014 8:10	27.46	84.4	**5.65**	2.1	SR10	20/10/2014 14:10	27.84	87.7	**5.86**	1.6	SR10	20/10/2014 20:10	27.72	78.4	**5.26**	1.3
SR10	20/10/2014 2:15	27.60	87.6	**5.86**	2.1	SR10	20/10/2014 8:15	27.46	84.5	**5.66**	2.0	SR10	20/10/2014 14:15	27.79	87.7	**5.86**	1.1	SR10	20/10/2014 20:15	27.72	84.0	**5.63**	1.7
SR10	20/10/2014 2:20	27.53	88.4	**5.91**	2.4	SR10	20/10/2014 8:20	27.46	85.0	**5.69**	1.8	SR10	20/10/2014 14:20	27.77	87.8	**5.87**	1.3	SR10	20/10/2014 20:20	27.71	84.5	**5.66**	1.7
SR10	20/10/2014 2:25	27.52	87.9	**5.87**	2.8	SR10	20/10/2014 8:25	27.46	85.2	**5.71**	1.9	SR10	20/10/2014 14:25	27.78	88.5	**5.92**	1.8	SR10	20/10/2014 20:25	27.70	83.7	**5.61**	1.9
SR10	20/10/2014 2:30	27.49	87.7	**5.87**	2.1	SR10	20/10/2014 8:30	27.46	85.8	**5.75**	2.0	SR10	20/10/2014 14:30	27.81	88.8	**5.93**	1.7	SR10	20/10/2014 20:30	27.70	84.6	**5.67**	1.6
SR10	20/10/2014 2:35	27.49	87.5	**5.86**	2.8	SR10	20/10/2014 8:35	27.46	85.7	**5.74**	2.4	SR10	20/10/2014 14:35	27.87	90.1	6.02	1.4	SR10	20/10/2014 20:35	27.69	85.1	**5.71**	2.0
SR10	20/10/2014 2:40	27.49	87.4	**5.85**	2.9	SR10	20/10/2014 8:40	27.46	85.0	**5.70**	1.8	SR10	20/10/2014 14:40	27.91	92.3	6.15	1.7	SR10	20/10/2014 20:40	27.69	85.5	**5.73**	**5.2**
SR10	20/10/2014 2:45	27.49	87.5	**5.85**	2.7	SR10	20/10/2014 8:45	27.46	84.9	**5.69**	1.9	SR10	20/10/2014 14:45	27.94	93.2	6.21	1.5	SR10	20/10/2014 20:45	27.69	84.8	**5.69**	2.3
SR10	20/10/2014 2:50	27.49	87.6	**5.86**	2.9	SR10	20/10/2014 8:50	27.46	83.3	**5.58**	1.9	SR10	20/10/2014 14:50	27.95	93.3	6.22	2.0	SR10	20/10/2014 20:50	27.70	80.2	**5.38**	2.6
SR10	20/10/2014 2:55	27.51	87.5	**5.85**	2.6	SR10	20/10/2014 8:55	27.46	84.0	**5.63**	2.0	SR10	20/10/2014 14:55	27.91	93.0	6.20	1.9	SR10	20/10/2014 20:55	27.71	79.5	**5.33**	1.7
SR10	20/10/2014 3:00	27.48	87.2	**5.83**	3.5	SR10	20/10/2014 9:00	27.46	84.9	**5.69**	1.8	SR10	20/10/2014 15:00	27.86	91.6	6.11	3.1	SR10	20/10/2014 21:00	27.70	77.5	**5.20**	1.6
SR10	20/10/2014 3:05	27.50	87.1	**5.82**	2.4	SR10	20/10/2014 9:05	27.47	84.2	**5.64**	**8.4**	SR10	20/10/2014 15:05	27.89	92.3	6.16	2.2	SR10	20/10/2014 21:05	27.70	80.0	**5.36**	1.7
SR10	20/10/2014 3:10	27.50	87.1	**5.82**	3.2	SR10	20/10/2014 9:10	27.48	85.8	**5.75**	1.8	SR10	20/10/2014 15:10	27.90	92.2	6.15	1.6	SR10	20/10/2014 21:10	27.71	80.2	**5.38**	1.4
SR10	20/10/2014 3:15	27.49	87.2	**5.82**	2.3	SR10	20/10/2014 9:15	27.48	86.3	**5.78**	1.7	SR10	20/10/2014 15:15	27.93	93.4	6.22	1.9	SR10	20/10/2014 21:15	27.71	79.4	**5.33**	1.8
SR10	20/10/2014 3:20	27.50	87.2	**5.83**	2.4	SR10	20/10/2014 9:20	27.48	87.2	**5.84**	1.5	SR10	20/10/2014 15:20	27.89	92.3	6.16	1.7	SR10	20/10/2014 21:20	27.70	79.4	**5.33**	1.6
SR10	20/10/2014 3:25	27.53	87.2	**5.83**	2.0	SR10	20/10/2014 9:25	27.47	87.2	**5.85**	2.0	SR10	20/10/2014 15:25	27.84	90.2	6.02	1.8	SR10	20/10/2014 21:25	27.71	81.8	**5.49**	1.6
SR10	20/10/2014 3:30	27.49	87.4	**5.85**	2.7	SR10	20/10/2014 9:30	27.49	87.2	**5.84**	1.5	SR10	20/10/2014 15:30	27.83	90.9	6.07	1.8	SR10	20/10/2014 21:30	27.69	77.8	**5.22**	1.6
SR10	20/10/2014 3:35	27.49	86.8	**5.81**	2.6	SR10	20/10/2014 9:35	27.50	87.6	**5.87**	2.6	SR10	20/10/2014 15:35	27.80	88.5	**5.92**	1.9	SR10	20/10/2014 21:35	27.70	79.0	**5.30**	1.5
SR10	20/10/2014 3:40	27.52	87.0	**5.82**	2.9	SR10	20/10/2014 9:40	27.51	87.3	**5.84**	1.3	SR10	20/10/2014 15:40	27.79	88.7	**5.93**	2.0	SR10	20/10/2014 21:40	27.68	76.9	**5.16**	2.0
SR10	20/10/2014 3:45	27.52	87.0	**5.82**	2.5	SR10	20/10/2014 9:45	27.52	87.3	**5.85**	1.8	SR10	20/10/2014 15:45	27.80	90.5	6.04	1.6	SR10	20/10/2014 21:45	27.68	73.9	**4.96**	1.8
SR10	20/10/2014 3:50	27.49	87.0	**5.82**	2.4	SR10	20/10/2014 9:50	27.53	87.6	**5.87**	**11.2**	SR10	20/10/2014 15:50	27.80	90.2	6.03	1.8	SR10	20/10/2014 21:50	27.67	75.6	**5.08**	2.3
SR10	20/10/2014 3:55	27.47	86.5	**5.79**	2.4	SR10	20/10/2014 9:55	27.51	86.7	**5.80**	2.2	SR10	20/10/2014 15:55	27.81	88.2	**5.90**	1.6	SR10	20/10/2014 21:55	27.66	75.3	**5.06**	2.2
SR10	20/10/2014 4:00	27.49	86.7	**5.80**	3.3	SR10	20/10/2014 10:00	27.51	85.6	**5.73**	2.1	SR10	20/10/2014 16:00	27.83	87.3	**5.83**	1.6	SR10	20/10/2014 22:00	27.66	74.5	**5.00**	2.8
SR10	20/10/2014 4:05	27.49	86.5	**5.79**	2.1	SR10	20/10/2014 10:05	27.51	85.3	**5.72**	1.9	SR10	20/10/2014 16:05	27.86	85.7	**5.72**	2.3	SR10	20/10/2014 22:05	27.65	76.9	**5.17**	2.8
SR10	20/10/2014 4:10	27.49	86.4	**5.78**	2.8	SR10	20/10/2014 10:10	27.52	85.9	**5.76**	2.0	SR10	20/10/2014 16:10	27.86	84.2	**5.63**	1.3	SR10	20/10/2014 22:10	27.65	77.4	**5.20**	2.1
SR10	20/10/2014 4:15	27.49	85.8	**5.74**	2.4	SR10	20/10/2014 10:15	27.52	86.5	**5.79**	1.9	SR10	20/10/2014 16:15	27.87	84.7	**5.66**	1.1	SR10	20/10/2014 22:15	27.64	78.9	**5.30**	2.2
SR10	20/10/2014 4:20	27.50	85.7	**5.73**	2.4	SR10	20/10/2014 10:20	27.52	85.8	**5.75**	2.4	SR10	20/10/2014 16:20	27.91	85.6	**5.72**	1.0	SR10	20/10/2014 22:20	27.63	82.8	**5.56**	2.8
SR10	20/10/2014 4:25	27.48	86.0	**5.76**	2.5	SR10	20/10/2014 10:25	27.52	86.2	**5.77**	2.5	SR10	20/10/2014 16:25	27.92	85.5	**5.71**	0.8	SR10	20/10/2014 22:25	27.62	83.2	**5.59**	2.4
SR10	20/10/2014 4:30	27.49	86.0	**5.76**	2.5	SR10	20/10/2014 10:30	27.52	84.5	**5.66**	2.4	SR10	20/10/2014 16:30	27.93	88.2	**5.89**	0.8	SR10	20/10/2014 22:30	27.63	84.0	**5.65**	2.3
SR10	20/10/2014 4:35	27.49	83.2	**5.57**	2.5	SR10	20/10/2014 10:35	27.53	85.4	**5.72**	2.4	SR10	20/10/2014 16:35	27.92	88.8	**5.93**	0.7	SR10	20/10/2014 22:35	27.62	84.8	**5.70**	2.3
SR10	20/10/2014 4:40	27.49	84.5	**5.66**	2.0	SR10	20/10/2014 10:40	27.52	84.3	**5.65**	2.4	SR10	20/10/2014 16:40	27.92	87.0	**5.80**	0.6	SR10	20/10/2014 22:40	27.62	84.2	**5.66**	2.8
SR10	20/10/2014 4:45	27.49	84.4	**5.66**	2.0	SR10	20/10/2014 10:45	27.56	86.1	**5.77**	2.1	SR10	20/10/2014 16:45	27.91	84.8	**5.66**	1.6	SR10	20/10/2014 22:45	27.61	85.1	**5.72**	2.1
SR10	20/10/2014 4:50	27.48	84.0	**5.63**	1.7	SR10	20/10/2014 10:50	27.55	85.7	**5.74**	2.1	SR10	20/10/2014 16:50	27.90	85.8	**5.73**	2.2	SR10	20/10/2014 22:50	27.62	84.4	**5.67**	2.3
SR10	20/10/2014 4:55	27.49	82.7	**5.54**	1.7	SR10	20/10/2014 10:55	27.56	86.4	**5.78**	2.4	SR10	20/10/2014 16:55	27.91	87.4	**5.84**	0.8	SR10	20/10/2014 22:55	27.62	85.1	**5.72**	2.5
SR10	20/10/2014 5:00	27.48	82.1	**5.50**	1.9	SR10	20/10/2014 11:00	27.55	85.1	**5.70**	2.3	SR10	20/10/2014 17:00	27.91	87.2	**5.83**	0.6	SR10	20/10/2014 23:00	27.62	80.7	**5.42**	2.5
SR10	20/10/2014 5:05	27.49	82.9	**5.55**	1.8	SR10	20/10/2014 11:05	27.55	84.5	**5.66**	2.1	SR10	20/10/2014 17:05	27.91	87.5	**5.84**	1.2	SR10	20/10/2014 23:05	27.61	85.4	**5.74**	2.3
SR10	20/10/2014 5:10	27.48	84.1	**5.63**	2.2	SR10	20/10/2014 11:10	27.56	83.7	**5.61**	2.0	SR10	20/10/2014 17:10	27.91	87.5	**5.84**	0.9	SR10	20/10/2014 23:10	27.59	85.1	**5.72**	2.4
SR10	20/10/2014 5:15	27.49	82.5	**5.52**	2.4	SR10	20/10/2014 11:15	27.53	83.5	**5.59**	4.0	SR10	20/10/2014 17:15	27.89	85.2	**5.69**	1.1	SR10	20/10/2014 23:15	27.61	85.8	**5.77**	2.7
SR10	20/10/2014 5:20	27.50	83.9	**5.62**	3.8	SR10	20/10/2014 11:20	27.55	86.2	**5.77**	1.7	SR10	20/10/2014 17:20	27.89	85.2	**5.69**	1.4	SR10	20/10/2014 23:20	27.60	84.8	**5.70**	2.1
SR10	20/10/2014 5:25	27.48	85.5	**5.72**	3.3	SR10	20/10/2014 11:25	27.55	83.8	**5.61**	1.9	SR10	20/10/2014 17:25	27.89	85.3	**5.70**	1.3	SR10	20/10/2014 23:25	27.60	84.5	**5.68**	2.3
SR10	20/10/2014 5:30	27.48	85.2	**5.71**	2.9	SR10	20/10/2014 11:30	27.55	82.8	**5.55**	1.9	SR10	20/10/2014 17:30	27.90	84.5	**5.65**	0.9	SR10	20/10/2014 23:30	27.60	78.8	**5.30**	2.3
SR10	20/10/2014 5:35	27.48	84.6	**5.67**	2.6	SR10	20/10/2014 11:35	27.59	84.2	**5.64**	1.8	SR10	20/10/2014 17:35	27.90	84.6	**5.66**	0.8	SR10	20/10/2014 23:35	27.60	76.8	**5.16**	**12.0**
SR10	20/10/2014 5:40	27.49	83.8	**5.61**	2.8	SR10	20/10/2014 11:40	27.55	84.0	**5.63**	1.9	SR10	20/10/2014 17:40	27.90	87.0	**5.81**	0.9	SR10	20/10/2014 23:40	27.60	77.5	**5.21**	2.2
SR10	20/10/2014 5:45	27.49	84.0	**5.62**	2.2	SR10	20/10/2014 11:45	27.60	84.5	**5.66**	2.0	SR10	20/10/2014 17:45	27.90	86.8	**5.80**	0.7	SR10	20/10/2014 23:45	27.59	83.4	**5.61**	2.2
SR10	20/10/2014 5:50	27.49	82.3	**5.51**	2.2	SR10	20/10/2014 11:50	27.61	83.7	**5.61**	2.1	SR10	20/10/2014 17:50	27.91	85.9	**5.74**	0.7	SR10	20/10/2014 23:50	27.59	75.1	**5.05**	2.4
SR10	20/10/2014 5:55	27.49	79.5	**5.32**	2.4	SR10	20/10/2014 11:55	27.56	83.0	**5.56**	2.0	SR10	20/10/2014 17:55	27.90	84.5	**5.65**	1.6	SR10	20/10/2014 23:55	27.58	83.8	**5.63**	2.6

Station	Timestamp	Temp (° C)	DO (%)	DO (mg/L)	Tur (NTU)	Station	Timestamp	Temp (° C)	DO (%)	DO (mg/L)	Tur (NTU)	Station	Timestamp	Temp (° C)	DO (%)	DO (mg/L)	Tur (NTU)	Station	Timestamp	Temp (°C)	DO (%)	DO (mg/L)	Tur (NTU)
SR11	20/10/2014 0:00	27.62	81.7	**5.50**	2.3	SR11	20/10/2014 6:00	27.47	79.8	**5.39**	2.2	SR11	20/10/2014 12:00	27.60	80.6	**5.43**	1.2	SR11	20/10/2014 18:00	27.94	90.1	6.05	1.1
SR11	20/10/2014 0:05	27.61	80.7	**5.43**	1.9	SR11	20/10/2014 6:05	27.45	77.9	**5.25**	1.9	SR11	20/10/2014 12:05	27.64	83.0	**5.59**	1.2	SR11	20/10/2014 18:05	27.95	91.3	6.12	1.4
SR11	20/10/2014 0:10	27.62	80.4	**5.41**	2.4	SR11	20/10/2014 6:10	27.46	75.6	**5.10**	2.4	SR11	20/10/2014 12:10	27.69	84.1	**5.66**	1.2	SR11	20/10/2014 18:10	27.91	91.0	6.10	1.0
SR11	20/10/2014 0:15	27.61	80.7	**5.43**	2.5	SR11	20/10/2014 6:15	27.45	76.8	**5.18**	2.6	SR11	20/10/2014 12:15	27.65	84.2	**5.67**	1.5	SR11	20/10/2014 18:15	27.89	90.7	6.09	0.9
SR11	20/10/2014 0:20	27.60	80.1	**5.39**	2.3	SR11	20/10/2014 6:20	27.45	75.9	**5.12**	1.6	SR11	20/10/2014 12:20	27.66	83.9	**5.65**	1.5	SR11	20/10/2014 18:20	27.91	90.4	6.07	1.6
SR11	20/10/2014 0:25	27.59	79.3	**5.34**	1.6	SR11	20/10/2014 6:25	27.46	78.6	**5.30**	1.9	SR11	20/10/2014 12:25	27.73	85.5	**5.75**	2.0	SR11	20/10/2014 18:25	27.91	93.8	6.29	0.9
SR11	20/10/2014 0:30	27.62	83.9	**5.64**	3.0	SR11	20/10/2014 6:30	27.46	77.4	**5.22**	1.8	SR11	20/10/2014 12:30	27.76	85.7	**5.76**	1.5	SR11	20/10/2014 18:30	27.91	93.6	6.28	1.6
SR11	20/10/2014 0:35	27.60	80.5	**5.42**	1.9	SR11	20/10/2014 6:35	27.45	77.0	**5.20**	1.8	SR11	20/10/2014 12:35	27.79	86.3	**5.80**	1.6	SR11	20/10/2014 18:35	27.92	94.2	6.31	0.9
SR11	20/10/2014 0:40	27.59	81.1	**5.46**	1.8	SR11	20/10/2014 6:40	27.46	77.7	**5.24**	1.9	SR11	20/10/2014 12:40	27.73	84.7	**5.70**	2.2	SR11	20/10/2014 18:40	27.92	94.8	6.34	1.2
SR11	20/10/2014 0:45	27.58	80.2	**5.41**	1.8	SR11	20/10/2014 6:45	27.45	76.7	**5.18**	2.1	SR11	20/10/2014 12:45	27.77	86.3	**5.80**	1.3	SR11	20/10/2014 18:45	27.90	94.5	6.34	0.9
SR11	20/10/2014 0:50	27.58	78.0	**5.26**	1.8	SR11	20/10/2014 6:50	27.45	77.0	**5.20**	2.3	SR11	20/10/2014 12:50	27.79	86.7	**5.82**	1.7	SR11	20/10/2014 18:50	27.91	93.7	6.29	1.1
SR11	20/10/2014 0:55	27.59	79.5	**5.35**	2.4	SR11	20/10/2014 6:55	27.44	77.1	**5.21**	2.2	SR11	20/10/2014 12:55	27.78	86.3	**5.80**	1.3	SR11	20/10/2014 18:55	27.91	92.9	6.23	1.1
SR11	20/10/2014 1:00	27.58	79.2	**5.33**	2.0	SR11	20/10/2014 7:00	27.44	76.0	**5.13**	1.6	SR11	20/10/2014 13:00	27.77	86.8	**5.84**	1.4	SR11	20/10/2014 19:00	27.91	92.3	6.19	1.1
SR11	20/10/2014 1:05	27.61	77.5	**5.21**	2.4	SR11	20/10/2014 7:05	27.44	75.8	**5.12**	1.6	SR11	20/10/2014 13:05	27.79	86.8	**5.83**	1.2	SR11	20/10/2014 19:05	27.90	93.4	6.26	1.4
SR11	20/10/2014 1:10	27.59	79.0	**5.32**	2.1	SR11	20/10/2014 7:10	27.45	76.8	**5.19**	2.3	SR11	20/10/2014 13:10	27.77	86.8	**5.83**	1.5	SR11	20/10/2014 19:10	27.90	93.6	6.28	1.0
SR11	20/10/2014 1:15	27.59	78.0	**5.26**	1.9	SR11	20/10/2014 7:15	27.45	77.7	**5.25**	2.5	SR11	20/10/2014 13:15	27.78	86.5	**5.82**	**7.3**	SR11	20/10/2014 19:15	27.89	93.3	6.25	1.0
SR11	20/10/2014 1:20	27.58	77.4	**5.22**	1.8	SR11	20/10/2014 7:20	27.44	76.7	**5.18**	1.8	SR11	20/10/2014 13:20	27.78	86.7	**5.83**	1.1	SR11	20/10/2014 19:20	27.88	93.0	6.23	1.1
SR11	20/10/2014 1:25	27.59	78.6	**5.29**	1.8	SR11	20/10/2014 7:25	27.43	77.0	**5.21**	1.9	SR11	20/10/2014 13:25	27.77	86.9	**5.84**	1.7	SR11	20/10/2014 19:25	27.88	92.5	6.21	1.0
SR11	20/10/2014 1:30	27.59	76.2	**5.13**	2.0	SR11	20/10/2014 7:30	27.45	77.9	**5.27**	1.8	SR11	20/10/2014 13:30	27.78	84.7	**5.69**	1.1	SR11	20/10/2014 19:30	27.86	93.2	6.24	0.9
SR11	20/10/2014 1:35	27.59	76.9	**5.17**	2.4	SR11	20/10/2014 7:35	27.44	76.2	**5.14**	1.8	SR11	20/10/2014 13:35	27.87	90.3	6.06	1.6	SR11	20/10/2014 19:35	27.87	92.4	6.21	1.0
SR11	20/10/2014 1:40	27.59	76.4	**5.14**	2.2	SR11	20/10/2014 7:40	27.44	76.4	**5.17**	1.5	SR11	20/10/2014 13:40	27.88	90.4	6.07	1.4	SR11	20/10/2014 19:40	27.87	92.6	6.22	1.0
SR11	20/10/2014 1:45	27.60	76.2	**5.13**	2.7	SR11	20/10/2014 7:45	27.45	77.0	**5.20**	1.9	SR11	20/10/2014 13:45	27.91	91.1	6.11	1.5	SR11	20/10/2014 19:45	27.85	92.9	6.23	0.9
SR11	20/10/2014 1:50	27.58	75.7	**5.09**	2.0	SR11	20/10/2014 7:50	27.44	76.5	**5.17**	1.5	SR11	20/10/2014 13:50	27.93	92.0	6.17	1.6	SR11	20/10/2014 19:50	27.83	93.2	6.26	1.1
SR11	20/10/2014 1:55	27.60	74.8	**5.03**	2.7	SR11	20/10/2014 7:55	27.45	77.6	**5.24**	1.9	SR11	20/10/2014 13:55	27.92	92.1	6.18	1.5	SR11	20/10/2014 19:55	27.82	92.2	6.19	1.0
SR11	20/10/2014 2:00	27.59	76.9	**5.17**	2.5	SR11	20/10/2014 8:00	27.44	77.3	**5.22**	1.6	SR11	20/10/2014 14:00	27.98	92.7	6.20	3.8	SR11	20/10/2014 20:00	27.82	92.2	6.18	0.9
SR11	20/10/2014 2:05	27.58	75.4	**5.08**	2.1	SR11	20/10/2014 8:05	27.44	76.0	**5.13**	**5.8**	SR11	20/10/2014 14:05	27.96	92.4	6.20	1.6	SR11	20/10/2014 20:05	27.84	92.5	6.21	1.1
SR11	20/10/2014 2:10	27.56	76.0	**5.12**	1.7	SR11	20/10/2014 8:10	27.46	76.5	**5.17**	2.4	SR11	20/10/2014 14:10	27.97	92.3	6.19	1.7	SR11	20/10/2014 20:10	27.85	91.4	6.14	1.0
SR11	20/10/2014 2:15	27.58	75.2	**5.06**	2.3	SR11	20/10/2014 8:15	27.46	77.4	**5.22**	1.9	SR11	20/10/2014 14:15	27.97	92.6	6.21	1.8	SR11	20/10/2014 20:15	27.85	91.6	6.14	1.2
SR11	20/10/2014 2:20	27.56	75.0	**5.05**	1.8	SR11	20/10/2014 8:20	27.46	77.9	**5.26**	2.2	SR11	20/10/2014 14:20	27.97	92.6	6.21	1.6	SR11	20/10/2014 20:20	27.84	91.6	6.15	1.2
SR11	20/10/2014 2:25	27.56	75.4	**5.07**	2.3	SR11	20/10/2014 8:25	27.46	77.6	**5.24**	2.2	SR11	20/10/2014 14:25	27.95	93.2	6.25	1.6	SR11	20/10/2014 20:25	27.84	92.4	6.21	0.9
SR11	20/10/2014 2:30	27.56	76.6	**5.15**	2.2	SR11	20/10/2014 8:30	27.46	79.2	**5.35**	3.1	SR11	20/10/2014 14:30	27.97	92.6	6.21	1.6	SR11	20/10/2014 20:30	27.85	91.3	6.13	0.9
SR11	20/10/2014 2:35	27.54	75.8	**5.10**	2.2	SR11	20/10/2014 8:35	27.45	79.6	**5.38**	3.5	SR11	20/10/2014 14:35	27.96	92.1	6.18	1.6	SR11	20/10/2014 20:35	27.85	92.0	6.18	0.9
SR11	20/10/2014 2:40	27.54	75.7	**5.11**	1.8	SR11	20/10/2014 8:40	27.45	78.8	**5.33**	3.0	SR11	20/10/2014 14:40	27.97	91.9	6.16	1.4	SR11	20/10/2014 20:40	27.85	91.1	6.10	0.8
SR11	20/10/2014 2:45	27.55	75.5	**5.09**	1.7	SR11	20/10/2014 8:45	27.45	77.9	**5.27**	2.7	SR11	20/10/2014 14:45	27.99	91.7	6.15	1.9	SR11	20/10/2014 20:45	27.85	92.5	6.19	1.1
SR11	20/10/2014 2:50	27.54	76.4	**5.15**	1.9	SR11	20/10/2014 8:50	27.46	75.9	**5.13**	2.5	SR11	20/10/2014 14:50	27.97	91.5	6.13	2.0	SR11	20/10/2014 20:50	27.85	90.4	6.07	0.9
SR11	20/10/2014 2:55	27.54	76.1	**5.13**	1.5	SR11	20/10/2014 8:55	27.46	76.1	**5.14**	3.8	SR11	20/10/2014 14:55	27.94	91.9	6.17	1.7	SR11	20/10/2014 20:55	27.84	90.1	6.04	1.0
SR11	20/10/2014 3:00	27.52	76.6	**5.17**	1.7	SR11	20/10/2014 9:00	27.45	76.8	**5.19**	3.3	SR11	20/10/2014 15:00	28.00	92.6	6.21	1.3	SR11	20/10/2014 21:00	27.85	90.2	6.05	0.8
SR11	20/10/2014 3:05	27.52	77.1	**5.20**	1.4	SR11	20/10/2014 9:05	27.46	77.7	**5.24**	3.1	SR11	20/10/2014 15:05	27.99	91.6	6.14	1.2	SR11	20/10/2014 21:05	27.86	89.4	6.00	0.8
SR11	20/10/2014 3:10	27.51	74.6	**5.03**	2.6	SR11	20/10/2014 9:10	27.45	77.6	**5.24**	2.5	SR11	20/10/2014 15:10	27.93	93.2	6.25	1.8	SR11	20/10/2014 21:10	27.86	86.8	**5.83**	1.2
SR11	20/10/2014 3:15	27.50	74.9	**5.06**	2.0	SR11	20/10/2014 9:15	27.46	78.2	**5.28**	1.9	SR11	20/10/2014 15:15	27.99	91.8	6.15	1.5	SR11	20/10/2014 21:15	27.86	84.8	**5.69**	1.4
SR11	20/10/2014 3:20	27.50	77.0	**5.20**	1.3	SR11	20/10/2014 9:20	27.46	76.9	**5.19**	2.9	SR11	20/10/2014 15:20	27.86	84.8	**5.70**	3.2	SR11	20/10/2014 21:20	27.87	83.9	**5.63**	1.3
SR11	20/10/2014 3:25	27.50	76.0	**5.12**	1.7	SR11	20/10/2014 9:25	27.46	75.9	**5.13**	3.3	SR11	20/10/2014 15:25	27.84	86.9	**5.83**	4.2	SR11	20/10/2014 21:25	27.86	83.6	**5.61**	1.2
SR11	20/10/2014 3:30	27.50	76.3	**5.15**	1.3	SR11	20/10/2014 9:30	27.47	77.7	**5.25**	3.2	SR11	20/10/2014 15:30	27.91	86.5	**5.81**	2.2	SR11	20/10/2014 21:30	27.86	84.1	**5.65**	1.2
SR11	20/10/2014 3:35	27.51	74.2	**5.00**	2.2	SR11	20/10/2014 9:35	27.47	76.6	**5.17**	3.2	SR11	20/10/2014 15:35	27.95	88.0	**5.90**	1.4	SR11	20/10/2014 21:35	27.86	83.9	**5.63**	1.1
SR11	20/10/2014 3:40	27.49	74.2	**5.00**	1.4	SR11	20/10/2014 9:40	27.48	77.5	**5.23**	2.7	SR11	20/10/2014 15:40	27.98	89.5	6.00	1.0	SR11	20/10/2014 21:40	27.86	82.7	**5.54**	1.1
SR11	20/10/2014 3:45	27.50	72.4	**4.88**	1.5	SR11	20/10/2014 9:45	27.48	77.7	**5.25**	3.2	SR11	20/10/2014 15:45	27.94	86.2	**5.78**	2.2	SR11	20/10/2014 21:45	27.86	83.8	**5.63**	1.2
SR11	20/10/2014 3:50	27.50	74.3	**5.00**	2.1	SR11	20/10/2014 9:50	27.48	77.7	**5.24**	3.2	SR11	20/10/2014 15:50	27.95	88.5	**5.93**	1.6	SR11	20/10/2014 21:50	27.85	81.3	**5.47**	1.5
SR11	20/10/2014 3:55	27.49	72.7	**4.90**	1.7	SR11	20/10/2014 9:55	27.47	77.4	**5.23**	3.2	SR11	20/10/2014 15:55	27.94	90.5	6.07	1.5	SR11	20/10/2014 21:55	27.86	81.6	**5.48**	1.1
SR11	20/10/2014 4:00	27.49	73.5	**4.95**	2.0	SR11	20/10/2014 10:00	27.48	76.1	**5.14**	2.3	SR11	20/10/2014 16:00	27.90	87.2	**5.85**	1.9	SR11	20/10/2014 22:00	27.85	80.5	**5.39**	1.3
SR11	20/10/2014 4:05	27.48	73.8	**4.97**	2.1	SR11	20/10/2014 10:05	27.48	77.0	**5.20**	2.5	SR11	20/10/2014 16:05	27.86	83.1	**5.58**	2.4	SR11	20/10/2014 22:05	27.85	79.6	**5.35**	1.4
SR11	20/10/2014 4:10	27.46	73.6	**4.96**	1.5	SR11	20/10/2014 10:10	27.48	77.5	**5.23**	2.3	SR11	20/10/2014 16:10	27.89	83.8	**5.62**	2.0	SR11	20/10/2014 22:10	27.85	79.1	**5.31**	1.5
SR11	20/10/2014 4:15	27.47	72.6	**4.89**	1.4	SR11	20/10/2014 10:15	27.50	77.4	**5.22**	2.0	SR11	20/10/2014 16:15	27.89	85.4	**5.73**	2.2	SR11	20/10/2014 22:15	27.85	79.7	**5.34**	1.5
SR11	20/10/2014 4:20	27.46	75.0	**5.06**	1.1	SR11	20/10/2014 10:20	27.49	77.9	**5.25**	2.1	SR11	20/10/2014 16:20	27.94	90.5	6.07	1.4	SR11	20/10/2014 22:20	27.84	80.2	**5.38**	1.6
SR11	20/10/2014 4:25	27.46	71.6	**4.83**	1.8	SR11	20/10/2014 10:25	27.48	76.9	**5.19**	3.1	SR11	20/10/2014 16:25	27.96	90.9	6.09	1.4	SR11	20/10/2014 22:25	27.85	80.8	**5.42**	1.3
SR11	20/10/2014 4:30	27.48	71.1	**4.80**	1.7	SR11	20/10/2014 10:30	27.48	78.3	**5.29**	1.5	SR11	20/10/2014 16:30	27.94	90.4	6.05	0.8	SR11	20/10/2014 22:30	27.85	79.6	**5.34**	1.5
SR11	20/10/2014 4:35	27.47	71.0	**4.79**	2.1	SR11	20/10/2014 10:35	27.49	78.3	**5.29**	2.5	SR11	20/10/2014 16:35	28.00	94.4	6.32	1.4	SR11	20/10/2014 22:35	27.84	81.2	**5.45**	1.7
SR11	20/10/2014 4:40	27.47	69.3	**4.68**	2.0	SR11	20/10/2014 10:40	27.50	78.0	**5.26**	2.0	SR11	20/10/2014 16:40	27.95	90.9	6.08	1.0	SR11	20/10/2014 22:40	27.84	81.7	**5.49**	1.3
SR11	20/10/2014 4:45	27.45	69.5	**4.69**	2.0	SR11	20/10/2014 10:45	27.51	81.4	**5.49**	1.3	SR11	20/10/2014 16:45	27.94	87.8	**5.89**	1.5	SR11	20/10/2014 22:45	27.83	81.3	**5.45**	1.5
SR11	20/10/2014 4:50	27.47	68.2	**4.60**	2.1	SR11	20/10/2014 10:50	27.51	79.4	**5.36**	1.2	SR11	20/10/2014 16:50	27.92	85.1	**5.71**	1.3	SR11	20/10/2014 22:50	27.83	81.7	**5.48**	1.3
SR11	20/10/2014 4:55	27.45	70.3	**4.75**	2.0	SR11	20/10/2014 10:55	27.53	80.0	**5.40**	1.3	SR11	20/10/2014 16:55	27.89	84.7	**5.69**	1.6	SR11	20/10/2014 22:55	27.84	81.6	**5.47**	1.4
SR11	20/10/2014 5:00	27.45	69.5	**4.68**	2.3	SR11	20/10/2014 11:00	27.51	80.7	**5.45**	1.7	SR11	20/10/2014 17:00	27.89	84.4	**5.66**	1.7	SR11	20/10/2014 23:00	27.84	80.1	**5.37**	0.9
SR11	20/10/2014 5:05	27.45	71.5	**4.83**	1.8	SR11	20/10/2014 11:05	27.54	81.7	**5.51**	1.1	SR11	20/10/2014 17:05	27.89	84.9	**5.70**	2.0	SR11	20/10/2014 23:05	27.84	79.2	**5.31**	1.7
SR11	20/10/2014 5:10	27.46	74.7	**5.04**	2.0	SR11	20/10/2014 11:10	27.52	80.5	**5.43**	1.2	SR11	20/10/2014 17:10	27.91	85.3	**5.72**	1.0	SR11	20/10/2014 23:10	27.84	78.7	**5.29**	0.9
SR11	20/10/2014 5:15	27.45	68.8	**4.64**	2.2	SR11	20/10/2014 11:15	27.53	80.9	**5.46**	1.2	SR11	20/10/2014 17:15	27.91	84.6	**5.67**	0.9	SR11	20/10/2014 23:15	27.84	79.6	**5.35**	0.9
SR11	20/10/2014 5:20	27.46	75.0	**5.07**	2.0	SR11	20/10/2014 11:20	27.52	79.6	**5.37**	1.0	SR11	20/10/2014 17:20	27.89	85.3	**5.73**	1.6	SR11	20/10/2014 23:20	27.84	78.7	**5.28**	0.6
SR11	20/10/2014 5:25	27.44	72.4	**4.88**	1.9	SR11	20/10/2014 11:25	27.55	81.6	**5.51**	0.9	SR11	20/10/2014 17:25	27.90	87.3	**5.86**	1.9	SR11	20/10/2014 23:25	27.84	78.2	**5.25**	1.0
SR11	20/10/2014 5:30	27.45	72.6	**4.89**	2.0	SR11	20/10/2014 11:30	27.54	80.2	**5.41**	1.4	SR11	20/10/2014 17:30	27.90	85.6	**5.75**	1.5	SR11	20/10/2014 23:30	27.84	79.1	**5.32**	0.8
SR11	20/10/2014 5:35	27.43	73.9	**4.99**	1.4	SR11	20/10/2014 11:35	27.55	80.5	**5.43**	1.6	SR11	20/10/2014 17:35	27.91	85.9	**5.76**	1.3	SR11	20/10/2014 23:35	27.83	78.0	**5.23**	1.4
SR11	20/10/2014 5:40	27.46	77.1	**5.19**	2.3	SR11	20/10/2014 11:40	27.61	83.2	**5.60**	1.1	SR11	20/10/2014 17:40	27.92	86.4	**5.80**	1.1	SR11	20/10/2014 23:40	27.83	78.1	**5.24**	1.1
SR11	20/10/2014 5:45	27.44	76.0	**5.12**	1.8	SR11	20/10/2014 11:45	27.60	81.7	**5.50**	1.0	SR11	20/10/2014 17:45	27.92	88.0	**5.90**	1.4	SR11	20/10/2014 23:45	27.83	77.6	**5.21**	1.1
SR11	20/10/2014 5:50	27.46	76.8	**5.18**	2.0	SR11	20/10/2014 11:50	27.65	83.9	**5.65**	1.6	SR11	20/10/2014 17:50	27.93	87.3	**5.85**	1.1	SR11	20/10/2014 23:50	27.83	78.4	**5.26**	1.2
SR11	20/10/2014 5:55	27.46	77.6	**5.23**	2.5	SR11	20/10/2014 11:55	27.61	80.4	**5.42**	1.2	SR11	20/10/2014 17:55	27.94	88.5	**5.94**	1.4	SR11	20/10/2014 23:55	27.83	78.4	**5.27**	1.2

Station	Timestamp	Temp (° C)	DO (%)	DO (mg/L)	Tur (NTU)	Station	Timestamp	Temp (° C)	DO (%)	DO (mg/L)	Tur (NTU)	Station	Timestamp	Temp (° C)	DO (%)	DO (mg/L)	Tur (NTU)	Station	Timestamp	Temp (°C)	DO (%)	DO (mg/L)	Tur (NTU)
SR12	20/10/2014 0:01	27.85	75.2	4.93	3.7	SR12	20/10/2014 6:01	27.85	68.4	4.48	5.5	SR12	20/10/2014 12:01	27.88	79.4	5.20	5.1	SR12	20/10/2014 18:01	27.89	71.7	4.70	6.5
SR12	20/10/2014 0:06	27.85	76.2	4.99	4.1	SR12	20/10/2014 6:06	27.84	68.8	4.51	5.4	SR12	20/10/2014 12:06	27.87	79.5	5.21	5.2	SR12	20/10/2014 18:06	27.89	71.2	4.66	6.3
SR12	20/10/2014 0:11	27.85	75.2	4.93	4.3	SR12	20/10/2014 6:11	27.85	67.2	4.40	5.1	SR12	20/10/2014 12:11	27.88	79.7	5.22	4.4	SR12	20/10/2014 18:11	27.88	71.4	4.67	6.6
SR12	20/10/2014 0:16	27.84	76.2	5.00	3.9	SR12	20/10/2014 6:16	27.85	68.3	4.48	**10.0**	SR12	20/10/2014 12:16	27.87	79.3	5.20	5.4	SR12	20/10/2014 18:16	27.88	71.7	4.69	6.1
SR12	20/10/2014 0:21	27.85	76.2	4.99	3.7	SR12	20/10/2014 6:21	27.85	68.8	4.51	6.2	SR12	20/10/2014 12:21	27.86	80.0	5.25	5.1	SR12	20/10/2014 18:21	27.87	71.6	4.69	5.8
SR12	20/10/2014 0:26	27.85	76.6	5.02	3.9	SR12	20/10/2014 6:26	27.84	68.8	4.51	5.7	SR12	20/10/2014 12:26	27.84	80.7	5.29	5.6	SR12	20/10/2014 18:26	27.86	73.0	4.78	5.2
SR12	20/10/2014 0:31	27.85	76.3	5.00	3.7	SR12	20/10/2014 6:31	27.84	69.1	4.53	6.0	SR12	20/10/2014 12:31	27.84	81.1	5.31	5.3	SR12	20/10/2014 18:31	27.87	72.2	4.73	4.8
SR12	20/10/2014 0:36	27.85	76.1	4.98	3.6	SR12	20/10/2014 6:36	27.85	68.1	4.46	6.2	SR12	20/10/2014 12:36	27.83	81.0	5.31	4.5	SR12	20/10/2014 18:36	27.86	72.0	4.72	5.2
SR12	20/10/2014 0:41	27.84	77.3	5.07	3.5	SR12	20/10/2014 6:41	27.85	68.2	4.47	5.8	SR12	20/10/2014 12:41	27.82	80.9	5.31	4.7	SR12	20/10/2014 18:41	27.86	72.0	4.72	4.6
SR12	20/10/2014 0:46	27.86	76.7	5.03	4.3	SR12	20/10/2014 6:46	27.84	68.5	4.48	5.4	SR12	20/10/2014 12:46	27.82	80.8	5.30	5.2	SR12	20/10/2014 18:46	27.86	72.0	4.72	6.8
SR12	20/10/2014 0:51	27.85	76.2	4.99	3.2	SR12	20/10/2014 6:51	27.84	68.1	4.46	4.8	SR12	20/10/2014 12:51	27.82	80.9	5.30	4.8	SR12	20/10/2014 18:51	27.85	72.3	4.74	5.2
SR12	20/10/2014 0:56	27.85	76.2	5.00	3.4	SR12	20/10/2014 6:56	27.84	68.7	4.50	5.0	SR12	20/10/2014 12:56	27.82	81.0	5.31	6.3	SR12	20/10/2014 18:56	27.86	71.7	4.70	6.5
SR12	20/10/2014 1:01	27.85	76.1	4.99	3.5	SR12	20/10/2014 7:01	27.84	68.3	4.48	4.8	SR12	20/10/2014 13:01	27.84	80.9	5.31	5.0	SR12	20/10/2014 19:01	27.85	73.1	4.79	5.6
SR12	20/10/2014 1:06	27.85	76.7	5.03	3.2	SR12	20/10/2014 7:06	27.85	68.5	4.49	5.5	SR12	20/10/2014 13:06	27.84	81.0	5.31	5.4	SR12	20/10/2014 19:06	27.84	72.5	4.75	5.1
SR12	20/10/2014 1:11	27.84	77.1	5.05	3.2	SR12	20/10/2014 7:11	27.85	68.5	4.49	7.6	SR12	20/10/2014 13:11	27.84	80.4	5.27	6.1	SR12	20/10/2014 19:11	27.84	73.2	4.80	5.8
SR12	20/10/2014 1:16	27.84	76.4	5.01	3.1	SR12	20/10/2014 7:16	27.85	68.2	4.47	5.3	SR12	20/10/2014 13:16	27.85	81.0	5.31	5.8	SR12	20/10/2014 19:16	27.85	72.2	4.73	4.8
SR12	20/10/2014 1:21	27.84	75.4	4.94	2.9	SR12	20/10/2014 7:21	27.84	68.6	4.50	5.8	SR12	20/10/2014 13:21	27.86	81.0	5.31	6.8	SR12	20/10/2014 19:21	27.87	71.9	4.71	5.7
SR12	20/10/2014 1:26	27.85	75.8	4.97	3.3	SR12	20/10/2014 7:26	27.84	68.9	4.51	4.9	SR12	20/10/2014 13:26	27.87	81.0	5.30	4.9	SR12	20/10/2014 19:26	27.87	71.6	4.69	6.3
SR12	20/10/2014 1:31	27.85	76.3	5.00	3.7	SR12	20/10/2014 7:31	27.84	68.7	4.50	6.3	SR12	20/10/2014 13:31	27.87	80.5	5.27	5.4	SR12	20/10/2014 19:31	27.87	71.7	4.69	6.3
SR12	20/10/2014 1:36	27.84	76.4	5.01	4.0	SR12	20/10/2014 7:36	27.84	68.2	4.47	6.0	SR12	20/10/2014 13:36	27.86	79.7	5.23	4.9	SR12	20/10/2014 19:36	27.88	70.3	4.61	5.9
SR12	20/10/2014 1:41	27.84	76.0	4.98	3.3	SR12	20/10/2014 7:41	27.84	68.7	4.50	5.5	SR12	20/10/2014 13:41	27.85	79.8	5.23	6.7	SR12	20/10/2014 19:41	27.88	72.0	4.72	6.2
SR12	20/10/2014 1:46	27.84	75.9	4.98	3.1	SR12	20/10/2014 7:46	27.84	68.9	4.52	4.8	SR12	20/10/2014 13:46	27.85	79.6	5.22	5.7	SR12	20/10/2014 19:46	27.88	71.8	4.70	6.8
SR12	20/10/2014 1:51	27.84	75.7	4.96	2.9	SR12	20/10/2014 7:51	27.83	69.1	4.53	5.0	SR12	20/10/2014 13:51	27.86	79.6	5.22	5.7	SR12	20/10/2014 19:51	27.88	72.6	4.75	6.1
SR12	20/10/2014 1:56	27.83	76.6	5.02	3.1	SR12	20/10/2014 7:56	27.84	68.3	4.48	7.0	SR12	20/10/2014 13:56	27.85	80.1	5.25	6.3	SR12	20/10/2014 19:56	27.88	72.6	4.76	5.6
SR12	20/10/2014 2:01	27.83	76.7	5.03	3.3	SR12	20/10/2014 8:01	27.85	69.8	4.57	6.5	SR12	20/10/2014 14:01	27.86	80.2	5.25	7.3	SR12	20/10/2014 20:01	27.87	73.8	4.83	5.3
SR12	20/10/2014 2:06	27.83	76.1	4.99	2.8	SR12	20/10/2014 8:06	27.85	69.2	4.53	6.6	SR12	20/10/2014 14:06	27.86	80.0	5.25	6.1	SR12	20/10/2014 20:06	27.87	72.8	4.77	5.8
SR12	20/10/2014 2:11	27.83	76.3	5.00	3.2	SR12	20/10/2014 8:11	27.85	69.1	4.53	6.0	SR12	20/10/2014 14:11	27.85	79.6	5.21	6.3	SR12	20/10/2014 20:11	27.87	72.1	4.72	6.1
SR12	20/10/2014 2:16	27.83	76.2	4.99	3.1	SR12	20/10/2014 8:16	27.85	68.8	4.51	5.5	SR12	20/10/2014 14:16	27.85	80.4	5.27	5.7	SR12	20/10/2014 20:16	27.87	72.4	4.74	4.7
SR12	20/10/2014 2:21	27.83	74.4	4.88	3.0	SR12	20/10/2014 8:21	27.85	68.6	4.50	7.0	SR12	20/10/2014 14:21	27.85	79.5	5.21	5.3	SR12	20/10/2014 20:21	27.87	72.5	4.75	5.1
SR12	20/10/2014 2:26	27.83	76.1	4.99	3.0	SR12	20/10/2014 8:26	27.85	68.8	4.51	6.7	SR12	20/10/2014 14:26	27.85	78.9	5.17	6.9	SR12	20/10/2014 20:26	27.87	71.0	4.65	7.1
SR12	20/10/2014 2:31	27.83	75.1	4.92	3.4	SR12	20/10/2014 8:31	27.85	69.4	4.55	7.1	SR12	20/10/2014 14:31	27.85	79.3	5.19	5.0	SR12	20/10/2014 20:31	27.87	71.7	4.70	6.9
SR12	20/10/2014 2:36	27.83	75.2	4.93	3.2	SR12	20/10/2014 8:36	27.85	69.8	4.57	7.1	SR12	20/10/2014 14:36	27.85	80.4	5.27	6.6	SR12	20/10/2014 20:36	27.86	71.6	4.69	5.9
SR12	20/10/2014 2:41	27.83	74.7	4.90	3.2	SR12	20/10/2014 8:41	27.85	71.1	4.66	5.5	SR12	20/10/2014 14:41	27.85	79.6	5.22	4.9	SR12	20/10/2014 20:41	27.85	73.7	4.83	5.9
SR12	20/10/2014 2:46	27.82	74.9	4.91	3.0	SR12	20/10/2014 8:46	27.86	71.3	4.67	4.6	SR12	20/10/2014 14:46	27.85	80.3	5.26	5.7	SR12	20/10/2014 20:46	27.86	72.8	4.77	5.9
SR12	20/10/2014 2:51	27.83	75.2	4.93	3.4	SR12	20/10/2014 8:51	27.86	71.3	4.67	4.9	SR12	20/10/2014 14:51	27.85	79.6	5.22	4.4	SR12	20/10/2014 20:51	27.86	73.0	4.78	6.0
SR12	20/10/2014 2:56	27.83	74.7	4.90	4.4	SR12	20/10/2014 8:56	27.87	71.2	4.66	4.8	SR12	20/10/2014 14:56	27.86	80.9	5.30	4.5	SR12	20/10/2014 20:56	27.86	72.5	4.75	5.8
SR12	20/10/2014 3:01	27.83	75.2	4.93	3.8	SR12	20/10/2014 9:01	27.88	71.6	4.69	4.2	SR12	20/10/2014 15:01	27.87	81.1	5.31	4.4	SR12	20/10/2014 21:01	27.86	72.2	4.73	6.0
SR12	20/10/2014 3:06	27.83	75.5	4.95	3.4	SR12	20/10/2014 9:06	27.89	71.5	4.68	4.9	SR12	20/10/2014 15:06	27.87	80.2	5.25	4.6	SR12	20/10/2014 21:06	27.86	71.5	4.68	5.5
SR12	20/10/2014 3:11	27.83	73.9	4.84	2.7	SR12	20/10/2014 9:11	27.88	70.6	4.62	5.6	SR12	20/10/2014 15:11	27.85	80.4	5.27	4.5	SR12	20/10/2014 21:11	27.86	71.7	4.70	5.6
SR12	20/10/2014 3:16	27.83	76.2	4.99	3.3	SR12	20/10/2014 9:16	27.86	70.1	4.59	5.6	SR12	20/10/2014 15:16	27.86	80.6	5.28	4.5	SR12	20/10/2014 21:16	27.85	72.1	4.72	8.0
SR12	20/10/2014 3:21	27.83	75.5	4.95	3.4	SR12	20/10/2014 9:21	27.86	69.7	4.56	6.0	SR12	20/10/2014 15:21	27.85	80.0	5.24	4.2	SR12	20/10/2014 21:21	27.83	74.1	4.86	4.3
SR12	20/10/2014 3:26	27.83	74.8	4.90	3.1	SR12	20/10/2014 9:26	27.86	70.0	4.59	7.2	SR12	20/10/2014 15:26	27.84	80.1	5.25	4.1	SR12	20/10/2014 21:26	27.85	74.5	4.88	4.4
SR12	20/10/2014 3:31	27.84	74.7	4.89	3.9	SR12	20/10/2014 9:31	27.86	70.3	4.61	7.5	SR12	20/10/2014 15:31	27.85	80.2	5.26	5.1	SR12	20/10/2014 21:31	27.86	74.3	4.87	4.4
SR12	20/10/2014 3:36	27.84	72.9	4.78	4.3	SR12	20/10/2014 9:36	27.86	70.7	4.63	7.5	SR12	20/10/2014 15:36	27.85	80.0	5.24	7.0	SR12	20/10/2014 21:36	27.86	74.7	4.90	4.6
SR12	20/10/2014 3:41	27.84	72.8	4.77	4.3	SR12	20/10/2014 9:41	27.87	71.0	4.65	6.2	SR12	20/10/2014 15:41	27.85	80.3	5.27	5.2	SR12	20/10/2014 21:41	27.86	74.7	4.90	4.6
SR12	20/10/2014 3:46	27.84	72.6	4.76	4.6	SR12	20/10/2014 9:46	27.88	72.2	4.73	6.6	SR12	20/10/2014 15:46	27.85	80.3	5.26	5.4	SR12	20/10/2014 21:46	27.85	74.3	4.87	4.4
SR12	20/10/2014 3:51	27.84	72.6	4.76	4.5	SR12	20/10/2014 9:51	27.88	72.3	4.73	5.4	SR12	20/10/2014 15:51	27.86	79.9	5.23	5.5	SR12	20/10/2014 21:51	27.86	74.1	4.86	5.2
SR12	20/10/2014 3:56	27.85	72.7	4.76	5.3	SR12	20/10/2014 9:56	27.88	71.9	4.71	5.4	SR12	20/10/2014 15:56	27.86	79.9	5.24	9.4	SR12	20/10/2014 21:56	27.86	73.9	4.84	4.4
SR12	20/10/2014 4:01	27.85	71.7	4.70	5.8	SR12	20/10/2014 10:01	27.88	72.0	4.72	5.8	SR12	20/10/2014 16:01	27.86	79.7	5.22	6.3	SR12	20/10/2014 22:01	27.85	74.2	4.87	4.7
SR12	20/10/2014 4:06	27.84	72.4	4.74	6.7	SR12	20/10/2014 10:06	27.87	72.7	4.76	6.3	SR12	20/10/2014 16:06	27.86	79.3	5.19	5.9	SR12	20/10/2014 22:06	27.85	74.4	4.88	4.5
SR12	20/10/2014 4:11	27.84	72.1	4.72	5.2	SR12	20/10/2014 10:11	27.87	72.9	4.77	6.4	SR12	20/10/2014 16:11	27.87	78.4	5.14	5.6	SR12	20/10/2014 22:11	27.85	75.5	4.95	5.1
SR12	20/10/2014 4:16	27.84	71.9	4.71	5.6	SR12	20/10/2014 10:16	27.86	73.7	4.83	7.8	SR12	20/10/2014 16:16	27.89	78.9	5.17	5.3	SR12	20/10/2014 22:16	27.84	76.9	5.04	5.5
SR12	20/10/2014 4:21	27.85	71.1	4.66	6.3	SR12	20/10/2014 10:21	27.86	73.9	4.84	6.3	SR12	20/10/2014 16:21	27.88	78.5	5.14	5.5	SR12	20/10/2014 22:21	27.84	77.5	5.08	6.1
SR12	20/10/2014 4:26	27.84	71.6	4.69	5.9	SR12	20/10/2014 10:26	27.87	74.0	4.85	5.4	SR12	20/10/2014 16:26	27.88	77.9	5.11	5.6	SR12	20/10/2014 22:26	27.84	77.4	5.08	4.8
SR12	20/10/2014 4:31	27.84	71.3	4.67	5.9	SR12	20/10/2014 10:31	27.88	73.9	4.84	5.6	SR12	20/10/2014 16:31	27.89	78.0	5.11	6.1	SR12	20/10/2014 22:31	27.84	76.4	5.01	4.8
SR12	20/10/2014 4:36	27.84	71.2	4.67	6.0	SR12	20/10/2014 10:36	27.86	73.7	4.83	5.1	SR12	20/10/2014 16:36	27.91	77.2	5.05	5.5	SR12	20/10/2014 22:36	27.82	76.5	5.02	4.1
SR12	20/10/2014 4:41	27.84	71.4	4.68	6.0	SR12	20/10/2014 10:41	27.85	73.7	4.83	6.9	SR12	20/10/2014 16:41	27.90	77.1	5.05	5.8	SR12	20/10/2014 22:41	27.82	76.4	5.01	3.9
SR12	20/10/2014 4:46	27.84	71.1	4.66	6.1	SR12	20/10/2014 10:46	27.85	74.0	4.85	6.6	SR12	20/10/2014 16:46	27.90	76.5	5.01	6.2	SR12	20/10/2014 22:46	27.83	75.2	4.94	4.4
SR12	20/10/2014 4:51	27.84	70.7	4.63	5.3	SR12	20/10/2014 10:51	27.85	74.0	4.85	6.4	SR12	20/10/2014 16:51	27.90	76.7	5.02	6.2	SR12	20/10/2014 22:51	27.83	75.6	4.96	4.4
SR12	20/10/2014 4:56	27.84	70.5	4.62	5.4	SR12	20/10/2014 10:56	27.86	75.1	4.92	6.0	SR12	20/10/2014 16:56	27.90	76.0	4.98	6.3	SR12	20/10/2014 22:56	27.83	76.5	5.02	4.8
SR12	20/10/2014 5:01	27.85	69.6	4.56	5.6	SR12	20/10/2014 11:01	27.85	74.7	4.90	5.7	SR12	20/10/2014 17:01	27.90	76.0	4.98	6.3	SR12	20/10/2014 23:01	27.83	74.8	4.91	4.2
SR12	20/10/2014 5:06	27.85	69.5	4.55	5.3	SR12	20/10/2014 11:06	27.85	74.1	4.85	6.0	SR12	20/10/2014 17:06	27.89	75.8	4.96	5.9	SR12	20/10/2014 23:06	27.83	79.0	5.18	5.0
SR12	20/10/2014 5:11	27.85	69.9	4.58	7.4	SR12	20/10/2014 11:11	27.85	73.7	4.83	5.9	SR12	20/10/2014 17:11	27.88	75.6	4.95	5.8	SR12	20/10/2014 23:11	27.83	78.1	5.12	4.5
SR12	20/10/2014 5:16	27.82	70.4	4.61	4.9	SR12	20/10/2014 11:16	27.86	75.4	4.94	5.5	SR12	20/10/2014 17:16	27.89	75.0	4.91	5.8	SR12	20/10/2014 23:16	27.83	76.9	5.05	4.0
SR12	20/10/2014 5:21	27.84	69.5	4.56	5.0	SR12						SR12	20/10/2014 17:21	27.88	75.1	4.92	5.6	SR12	20/10/2014 23:21	27.83	77.5	5.08	4.6
SR12	20/10/2014 5:26	27.84	69.9	4.58	5.6	SR12						SR12	20/10/2014 17:26	27.88	74.6	4.88	5.4	SR12	20/10/2014 23:26	27.83	77.4	5.08	4.8
SR12	20/10/2014 5:31	27.85	69.2	4.53	5.5	SR12						SR12	20/10/2014 17:31	27.88	74.3	4.87	5.7	SR12	20/10/2014 23:31	27.83	79.6	5.22	4.9
SR12	20/10/2014 5:36	27.85	69.4	4.55	6.3	SR12						SR12	20/10/2014 17:36	27.88	73.9	4.84	6.7	SR12	20/10/2014 23:36	27.83	78.5	5.15	5.3
SR12	20/10/2014 5:41	27.85	68.9	4.51	5.2	SR12						SR12	20/10/2014 17:41	27.87	73.7	4.83	6.1	SR12	20/10/2014 23:41	27.83	79.3	5.20	4.8
SR12	20/10/2014 5:46	27.85	70.2	4.60	6.1	SR12						SR12	20/10/2014 17:46	27.88	73.1	4.79	6.8	SR12	20/10/2014 23:46	27.84	79.8	5.23	5.1
SR12	20/10/2014 5:51	27.85	69.3	4.54	6.3	SR12						SR12	20/10/2014 17:51	27.88	73.7	4.83	6.4	SR12	20/10/2014 23:51	27.83	79.6	5.22	5.2
SR12	20/10/2014 5:56	27.85	68.1	4.46	5.4	SR12	20/10/2014 11:56	27.87	79.3	5.20	4.5	SR12	20/10/2014 17:56	27.89	72.7	4.76	5.8	SR12	20/10/2014 23:56	27.83	79.7	5.23	4.9

Station	Timestamp	Temp (° C)	DO (%)	DO (mg/L)	Tur (NTU)	Station	Timestamp	Temp (° C)	DO (%)	DO (mg/L)	Tur (NTU)	Station	Timestamp	Temp (° C)	DO (%)	DO (mg/L)	Tur (NTU)	Station	Timestamp	Temp (°C)	DO (%)	DO (mg/L)	Tur (NTU)
SR13	20/10/2014 0:00	27.91	68.7	**4.54**	2.0	SR13	20/10/2014 6:00	27.78	70.4	**4.66**	2.0	SR13	20/10/2014 12:00	27.82	70.8	**4.68**	2.3	SR13	20/10/2014 18:00	27.94	72.3	**4.78**	1.3
SR13	20/10/2014 0:05	27.90	68.7	**4.54**	2.1	SR13	20/10/2014 6:05	27.77	70.6	**4.68**	2.5	SR13	20/10/2014 12:05	27.82	71.2	**4.71**	2.9	SR13	20/10/2014 18:05	27.94	72.9	**4.82**	1.7
SR13	20/10/2014 0:10	27.90	68.4	**4.52**	2.0	SR13	20/10/2014 6:10	27.77	70.2	**4.65**	2.0	SR13	20/10/2014 12:10	27.82	71.1	**4.70**	2.4	SR13	20/10/2014 18:10	27.94	73.3	**4.85**	1.1
SR13	20/10/2014 0:15	27.91	68.4	**4.52**	2.2	SR13	20/10/2014 6:15	27.77	70.2	**4.65**	1.6	SR13	20/10/2014 12:15	27.81	70.3	**4.65**	1.8	SR13	20/10/2014 18:15	27.95	73.6	**4.86**	1.4
SR13	20/10/2014 0:20	27.90	68.5	**4.52**	2.1	SR13	20/10/2014 6:20	27.78	70.2	**4.65**	2.1	SR13	20/10/2014 12:20	27.80	69.6	**4.61**	2.2	SR13	20/10/2014 18:20	27.96	73.9	**4.88**	1.2
SR13	20/10/2014 0:25	27.90	68.3	**4.51**	2.7	SR13	20/10/2014 6:25	27.77	70.2	**4.64**	1.5	SR13	20/10/2014 12:25	27.79	67.5	**4.48**	2.8	SR13	20/10/2014 18:25	27.96	73.7	**4.87**	1.2
SR13	20/10/2014 0:30	27.90	67.8	**4.48**	1.8	SR13	20/10/2014 6:30	27.78	70.7	**4.68**	1.6	SR13	20/10/2014 12:30	27.80	68.3	**4.53**	3.6	SR13	20/10/2014 18:30	27.96	73.8	**4.87**	1.4
SR13	20/10/2014 0:35	27.90	66.9	**4.42**	1.4	SR13	20/10/2014 6:35	27.77	70.9	**4.70**	2.4	SR13	20/10/2014 12:35	27.84	69.4	**4.60**	1.7	SR13	20/10/2014 18:35	27.93	74.9	**4.95**	2.4
SR13	20/10/2014 0:40	27.89	67.1	**4.44**	1.5	SR13	20/10/2014 6:40	27.78	70.5	**4.67**	2.7	SR13	20/10/2014 12:40	27.83	69.1	**4.57**	2.6	SR13	20/10/2014 18:40	27.92	75.4	**4.98**	2.9
SR13	20/10/2014 0:45	27.89	67.4	**4.46**	2.3	SR13	20/10/2014 6:45	27.77	70.6	**4.67**	2.2	SR13	20/10/2014 12:45	27.85	69.9	**4.62**	3.7	SR13	20/10/2014 18:45	27.93	75.1	**4.96**	4.5
SR13	20/10/2014 0:50	27.89	68.5	**4.52**	2.4	SR13	20/10/2014 6:50	27.78	70.4	**4.66**	3.1	SR13	20/10/2014 12:50	27.83	68.7	**4.55**	2.6	SR13	20/10/2014 18:50	27.93	75.0	**4.96**	3.0
SR13	20/10/2014 0:55	27.89	68.8	**4.54**	2.4	SR13	20/10/2014 6:55	27.78	70.0	**4.64**	1.9	SR13	20/10/2014 12:55	27.84	69.2	**4.58**	2.8	SR13	20/10/2014 18:55	27.92	74.6	**4.93**	2.9
SR13	20/10/2014 1:00	27.90	68.3	**4.51**	2.3	SR13	20/10/2014 7:00	27.77	70.0	**4.64**	1.8	SR13	20/10/2014 13:00	27.83	68.3	**4.53**	3.2	SR13	20/10/2014 19:00	27.92	74.0	**4.89**	2.5
SR13	20/10/2014 1:05	27.90	68.2	**4.51**	2.2	SR13	20/10/2014 7:05	27.78	69.7	**4.61**	1.7	SR13	20/10/2014 13:05	27.82	68.0	**4.51**	3.5	SR13	20/10/2014 19:05	27.92	73.7	**4.87**	2.8
SR13	20/10/2014 1:10	27.89	68.3	**4.51**	2.3	SR13	20/10/2014 7:10	27.78	70.2	**4.65**	1.7	SR13	20/10/2014 13:10	27.83	69.1	**4.57**	2.3	SR13	20/10/2014 19:10	27.92	73.5	**4.86**	2.1
SR13	20/10/2014 1:15	27.89	68.0	**4.49**	2.2	SR13	20/10/2014 7:15	27.78	70.3	**4.65**	1.8	SR13	20/10/2014 13:15	27.84	69.4	**4.59**	2.8	SR13	20/10/2014 19:15	27.92	73.8	**4.88**	3.4
SR13	20/10/2014 1:20	27.89	67.5	**4.46**	1.8	SR13	20/10/2014 7:20	27.78	70.1	**4.64**	2.2	SR13	20/10/2014 13:20	27.85	70.3	**4.65**	3.8	SR13	20/10/2014 19:20	27.92	74.2	**4.91**	2.6
SR13	20/10/2014 1:25	27.89	67.2	**4.44**	1.5	SR13	20/10/2014 7:25	27.78	69.5	**4.60**	1.4	SR13	20/10/2014 13:25	27.83	68.9	**4.56**	3.4	SR13	20/10/2014 19:25	27.92	73.4	**4.85**	2.4
SR13	20/10/2014 1:30	27.89	67.3	**4.44**	1.5	SR13	20/10/2014 7:30	27.78	70.0	**4.64**	1.7	SR13	20/10/2014 13:30	27.83	68.9	**4.57**	4.6	SR13	20/10/2014 19:30	27.92	73.6	**4.87**	2.8
SR13	20/10/2014 1:35	27.88	68.1	**4.50**	1.5	SR13	20/10/2014 7:35	27.77	70.1	**4.64**	2.6	SR13	20/10/2014 13:35	27.84	69.3	**4.59**	2.9	SR13	20/10/2014 19:35	27.92	73.2	**4.84**	1.9
SR13	20/10/2014 1:40	27.85	69.4	**4.59**	2.0	SR13	20/10/2014 7:40	27.78	70.1	**4.64**	1.6	SR13	20/10/2014 13:40	27.84	69.0	**4.57**	3.9	SR13	20/10/2014 19:40	27.92	73.2	**4.84**	2.6
SR13	20/10/2014 1:45	27.85	69.6	**4.60**	2.4	SR13	20/10/2014 7:45	27.78	69.9	**4.63**	1.6	SR13	20/10/2014 13:45	27.84	68.7	**4.55**	2.5	SR13	20/10/2014 19:45	27.91	73.7	**4.87**	2.5
SR13	20/10/2014 1:50	27.85	70.4	**4.65**	2.6	SR13	20/10/2014 7:50	27.78	70.0	**4.64**	2.1	SR13	20/10/2014 13:50	27.84	69.0	**4.57**	2.3	SR13	20/10/2014 19:50	27.91	73.6	**4.87**	1.8
SR13	20/10/2014 1:55	27.85	68.7	**4.54**	1.6	SR13	20/10/2014 7:55	27.78	69.9	**4.63**	2.1	SR13	20/10/2014 13:55	27.84	68.7	**4.55**	2.0	SR13	20/10/2014 19:55	27.91	73.2	**4.84**	2.3
SR13	20/10/2014 2:00	27.85	68.1	**4.50**	2.2	SR13	20/10/2014 8:00	27.77	69.7	**4.61**	1.6	SR13	20/10/2014 14:00	27.84	68.6	**4.55**	1.8	SR13	20/10/2014 20:00	27.91	73.1	**4.83**	2.2
SR13	20/10/2014 2:05	27.85	70.0	**4.63**	3.0	SR13	20/10/2014 8:05	27.77	70.0	**4.64**	2.0	SR13	20/10/2014 14:05	27.87	69.2	**4.58**	1.8	SR13	20/10/2014 20:05	27.91	72.3	**4.78**	2.9
SR13	20/10/2014 2:10	27.85	69.4	**4.58**	2.6	SR13	20/10/2014 8:10	27.78	70.1	**4.64**	1.7	SR13	20/10/2014 14:10	27.87	68.8	**4.56**	1.1	SR13	20/10/2014 20:10	27.89	72.8	**4.81**	4.2
SR13	20/10/2014 2:15	27.85	68.9	**4.55**	2.1	SR13	20/10/2014 8:15	27.77	69.0	**4.57**	1.5	SR13	20/10/2014 14:15	27.88	69.9	**4.62**	1.9	SR13	20/10/2014 20:15	27.88	71.9	**4.75**	3.7
SR13	20/10/2014 2:20	27.85	68.0	**4.50**	2.2	SR13	20/10/2014 8:20	27.78	68.6	**4.54**	1.1	SR13	20/10/2014 14:20	27.89	69.5	**4.60**	1.4	SR13	20/10/2014 20:20	27.89	72.0	**4.76**	3.5
SR13	20/10/2014 2:25	27.85	69.1	**4.57**	2.3	SR13	20/10/2014 8:25	27.77	68.9	**4.56**	1.5	SR13	20/10/2014 14:25	27.94	70.9	**4.68**	1.6	SR13	20/10/2014 20:25	27.87	71.4	**4.72**	3.7
SR13	20/10/2014 2:30	27.84	68.6	**4.54**	2.7	SR13	20/10/2014 8:30	27.78	69.6	**4.61**	1.9	SR13	20/10/2014 14:30	27.90	70.0	**4.63**	1.4	SR13	20/10/2014 20:30	27.86	71.1	**4.70**	3.0
SR13	20/10/2014 2:35	27.84	68.8	**4.55**	2.8	SR13	20/10/2014 8:35	27.76	69.6	**4.61**	1.6	SR13	20/10/2014 14:35	27.92	71.4	**4.72**	1.4	SR13	20/10/2014 20:35	27.86	71.1	**4.70**	3.1
SR13	20/10/2014 2:40	27.84	69.3	**4.58**	2.8	SR13	20/10/2014 8:40	27.77	68.9	**4.56**	1.9	SR13	20/10/2014 14:40	27.94	74.3	**4.91**	1.2	SR13	20/10/2014 20:40	27.86	71.2	**4.71**	3.3
SR13	20/10/2014 2:45	27.84	68.8	**4.55**	2.9	SR13	20/10/2014 8:45	27.77	69.5	**4.60**	1.5	SR13	20/10/2014 14:45	27.95	75.6	**5.00**	1.6	SR13	20/10/2014 20:45	27.86	70.5	**4.66**	2.3
SR13	20/10/2014 2:50	27.85	68.6	**4.53**	3.0	SR13	20/10/2014 8:50	27.77	69.0	**4.57**	1.7	SR13	20/10/2014 14:50	27.95	75.8	**5.01**	1.6	SR13	20/10/2014 20:50	27.86	70.9	**4.69**	3.1
SR13	20/10/2014 2:55	27.85	69.0	**4.56**	3.0	SR13	20/10/2014 8:55	27.77	69.3	**4.59**	1.8	SR13	20/10/2014 14:55	27.95	75.7	**5.00**	1.5	SR13	20/10/2014 20:55	27.88	71.4	**4.72**	2.7
SR13	20/10/2014 3:00	27.84	68.1	**4.50**	1.8	SR13	20/10/2014 9:00	27.78	68.7	**4.55**	1.2	SR13	20/10/2014 15:00	27.94	75.0	**4.96**	2.2	SR13	20/10/2014 21:00	27.87	71.8	**4.75**	2.6
SR13	20/10/2014 3:05	27.82	71.3	**4.72**	3.6	SR13	20/10/2014 9:05	27.77	70.0	**4.63**	2.7	SR13	20/10/2014 15:05	27.94	74.4	**4.92**	2.8	SR13	20/10/2014 21:05	27.85	71.6	**4.74**	2.3
SR13	20/10/2014 3:10	27.83	70.7	**4.67**	5.2	SR13	20/10/2014 9:10	27.77	70.5	**4.67**	3.5	SR13	20/10/2014 15:10	27.95	75.4	**4.98**	2.1	SR13	20/10/2014 21:10	27.86	71.1	**4.70**	2.0
SR13	20/10/2014 3:15	27.82	70.8	**4.68**	5.4	SR13	20/10/2014 9:15	27.77	70.3	**4.66**	3.7	SR13	20/10/2014 15:15	27.94	74.0	**4.89**	1.5	SR13	20/10/2014 21:15	27.87	70.6	**4.67**	2.0
SR13	20/10/2014 3:20	27.83	69.8	**4.62**	3.8	SR13	20/10/2014 9:20	27.77	70.9	**4.70**	3.7	SR13	20/10/2014 15:20	27.95	73.9	**4.88**	1.7	SR13	20/10/2014 21:20	27.87	70.5	**4.67**	2.3
SR13	20/10/2014 3:25	27.82	70.2	**4.64**	5.3	SR13	20/10/2014 9:25	27.77	70.9	**4.69**	3.6	SR13	20/10/2014 15:25	27.98	75.3	**4.97**	1.8	SR13	20/10/2014 21:25	27.86	71.4	**4.73**	2.7
SR13	20/10/2014 3:30	27.81	69.9	**4.62**	2.8	SR13	20/10/2014 9:30	27.77	70.7	**4.68**	4.4	SR13	20/10/2014 15:30	27.97	75.5	**4.99**	2.6	SR13	20/10/2014 21:30	27.86	71.6	**4.74**	2.6
SR13	20/10/2014 3:35	27.81	70.4	**4.65**	3.3	SR13	20/10/2014 9:35	27.77	70.4	**4.66**	3.3	SR13	20/10/2014 15:35	27.99	75.9	**5.01**	2.1	SR13	20/10/2014 21:35	27.86	70.4	**4.66**	1.7
SR13	20/10/2014 3:40	27.81	70.3	**4.65**	3.0	SR13	20/10/2014 9:40	27.77	70.0	**4.63**	2.9	SR13	20/10/2014 15:40	27.99	75.9	**5.01**	2.6	SR13	20/10/2014 21:40	27.85	71.0	**4.70**	2.5
SR13	20/10/2014 3:45	27.81	70.2	**4.64**	3.6	SR13	20/10/2014 9:45	27.77	69.8	**4.62**	2.3	SR13						SR13	20/10/2014 21:45	27.84	71.6	**4.74**	2.5
SR13	20/10/2014 3:50	27.82	69.2	**4.58**	3.3	SR13	20/10/2014 9:50	27.78	69.8	**4.62**	2.3	SR13						SR13	20/10/2014 21:50	27.84	71.2	**4.71**	3.1
SR13	20/10/2014 3:55	27.82	70.2	**4.64**	3.1	SR13	20/10/2014 9:55	27.78	71.2	**4.71**	2.3	SR13						SR13	20/10/2014 21:55	27.84	70.9	**4.69**	2.2
SR13	20/10/2014 4:00	27.82	68.8	**4.55**	2.6	SR13	20/10/2014 10:00	27.79	71.0	**4.70**	1.6	SR13						SR13	20/10/2014 22:00	27.84	71.0	**4.70**	3.0
SR13	20/10/2014 4:05	27.81	68.7	**4.54**	1.9	SR13	20/10/2014 10:05	27.79	71.2	**4.71**	2.3	SR13						SR13	20/10/2014 22:05	27.84	70.7	**4.68**	2.9
SR13	20/10/2014 4:10	27.81	68.4	**4.52**	1.7	SR13	20/10/2014 10:10	27.79	69.7	**4.61**	1.6	SR13	20/10/2014 16:10	27.98	75.3	**4.97**	2.0	SR13	20/10/2014 22:10	27.84	70.6	**4.67**	2.9
SR13	20/10/2014 4:15	27.81	69.0	**4.57**	1.8	SR13	20/10/2014 10:15	27.78	70.0	**4.63**	1.9	SR13	20/10/2014 16:15	27.98	75.3	**4.97**	2.3	SR13	20/10/2014 22:15	27.84	69.9	**4.62**	2.0
SR13	20/10/2014 4:20	27.81	69.4	**4.59**	2.8	SR13	20/10/2014 10:20	27.79	70.5	**4.66**	1.8	SR13	20/10/2014 16:20	27.98	75.0	**4.95**	1.9	SR13	20/10/2014 22:20	27.84	70.1	**4.64**	1.8
SR13	20/10/2014 4:25	27.80	73.5	**4.86**	4.8	SR13	20/10/2014 10:25	27.79	70.3	**4.65**	1.6	SR13	20/10/2014 16:25	27.98	75.0	**4.95**	2.0	SR13	20/10/2014 22:25	27.85	70.0	**4.63**	2.1
SR13	20/10/2014 4:30	27.80	71.6	**4.73**	2.9	SR13	20/10/2014 10:30	27.79	70.6	**4.67**	1.7	SR13	20/10/2014 16:30	27.98	74.7	**4.93**	2.3	SR13	20/10/2014 22:30	27.84	70.5	**4.66**	2.1
SR13	20/10/2014 4:35	27.79	72.0	**4.76**	8.2	SR13	20/10/2014 10:35	27.79	69.9	**4.62**	2.6	SR13	20/10/2014 16:35	27.98	75.3	**4.98**	1.6	SR13	20/10/2014 22:35	27.84	70.0	**4.63**	2.0
SR13	20/10/2014 4:40	27.79	71.2	**4.71**	4.6	SR13	20/10/2014 10:40	27.79	69.7	**4.62**	1.7	SR13	20/10/2014 16:40	27.98	74.3	**4.91**	1.4	SR13	20/10/2014 22:40	27.84	71.1	**4.70**	2.8
SR13	20/10/2014 4:45	27.79	71.6	**4.74**	5.0	SR13	20/10/2014 10:45	27.79	70.0	**4.63**	2.3	SR13	20/10/2014 16:45	27.95	75.0	**4.95**	3.8	SR13	20/10/2014 22:45	27.83	70.4	**4.66**	2.5
SR13	20/10/2014 4:50	27.79	71.3	**4.72**	5.0	SR13	20/10/2014 10:50	27.79	69.7	**4.61**	2.3	SR13	20/10/2014 16:50	27.95	74.8	**4.94**	2.9	SR13	20/10/2014 22:50	27.83	70.5	**4.67**	2.6
SR13	20/10/2014 4:55	27.79	70.9	**4.69**	6.1	SR13	20/10/2014 10:55	27.79	69.2	**4.58**	1.8	SR13	20/10/2014 16:55	27.94	74.8	**4.94**	2.7	SR13	20/10/2014 22:55	27.82	70.4	**4.66**	2.8
SR13	20/10/2014 5:00	27.80	70.8	**4.69**	6.0	SR13	20/10/2014 11:00	27.80	70.1	**4.64**	1.9	SR13	20/10/2014 17:00	27.95	74.2	**4.90**	2.0	SR13	20/10/2014 23:00	27.82	70.1	**4.64**	3.5
SR13	20/10/2014 5:05	27.79	71.9	**4.76**	5.7	SR13	20/10/2014 11:05	27.79	70.8	**4.69**	3.2	SR13	20/10/2014 17:05	27.94	73.5	**4.85**	1.8	SR13	20/10/2014 23:05	27.82	70.2	**4.65**	2.1
SR13	20/10/2014 5:10	27.79	71.1	**4.70**	5.6	SR13	20/10/2014 11:10	27.79	71.0	**4.70**	3.5	SR13	20/10/2014 17:10	27.95	73.7	**4.87**	2.5	SR13	20/10/2014 23:10	27.83	70.2	**4.64**	2.4
SR13	20/10/2014 5:15	27.79	70.9	**4.69**	5.1	SR13	20/10/2014 11:15	27.78	67.9	**4.50**	2.8	SR13	20/10/2014 17:15	27.94	74.3	**4.91**	2.6	SR13	20/10/2014 23:15	27.83	70.2	**4.64**	2.1
SR13	20/10/2014 5:20	27.79	70.4	**4.66**	4.3	SR13	20/10/2014 11:20	27.79	69.0	**4.57**	2.2	SR13	20/10/2014 17:20	27.94	73.8	**4.88**	2.8	SR13	20/10/2014 23:20	27.82	69.9	**4.63**	2.0
SR13	20/10/2014 5:25	27.79	71.9	**4.76**	7.3	SR13	20/10/2014 11:25	27.78	68.5	**4.54**	2.3	SR13	20/10/2014 17:25	27.94	74.5	**4.92**	4.0	SR13	20/10/2014 23:25	27.82	70.5	**4.67**	3.1
SR13	20/10/2014 5:30	27.79	70.9	**4.69**	6.3	SR13	20/10/2014 11:30	27.79	69.8	**4.62**	2.3	SR13	20/10/2014 17:30	27.94	73.3	**4.84**	3.6	SR13	20/10/2014 23:30	27.82	70.1	**4.64**	2.5
SR13	20/10/2014 5:35	27.79	70.5	**4.67**	6.0	SR13	20/10/2014 11:35	27.79	68.8	**4.55**	2.6	SR13	20/10/2014 17:35	27.94	73.0	**4.83**	2.2	SR13	20/10/2014 23:35	27.82	69.8	**4.62**	1.8
SR13	20/10/2014 5:40	27.79	70.9	**4.70**	4.8	SR13	20/10/2014 11:40	27.79	69.6	**4.60**	2.8	SR13	20/10/2014 17:40	27.94	72.8	**4.81**	2.3	SR13	20/10/2014 23:40	27.82	70.8	**4.68**	3.0
SR13	20/10/2014 5:45	27.78	70.7	**4.68**	4.4	SR13	20/10/2014 11:45	27.80	70.2	**4.64**	2.7	SR13	20/10/2014 17:45	27.93	72.7	**4.81**	2.6	SR13	20/10/2014 23:45	27.82	70.3	**4.65**	2.2
SR13	20/10/2014 5:50	27.79	70.4	**4.66**	3.6	SR13	20/10/2014 11:50	27.80	70.2	**4.64**	2.5	SR13	20/10/2014 17:50	27.94	72.6	**4.80**	1.9	SR13	20/10/2014 23:50	27.82	68.6	**4.54**	1.3
SR13	20/10/2014 5:55	27.78	70.5	**4.67**	3.7	SR13	20/10/2014 11:55	27.81	70.2	**4.65**	2.1	SR13	20/10/2014 17:55	27.94	72.9	**4.82**	2.3	SR13	20/10/2014 23:55	27.83	68.8	**4.56**	1.6

Station	Timestamp	NH_3 (mg/L)				Station	Timestamp	NH_3 (mg/L)			
SR4	20/10/2014 0:17	0.06				SR12	20/10/2014 0:17	0.09			
SR4	20/10/2014 0:37	0.07				SR12	20/10/2014 0:37	0.08			
SR4	20/10/2014 0:57	0.07				SR12	20/10/2014 0:57	0.08			
SR4	20/10/2014 1:17	0.07				SR12	20/10/2014 1:17	0.08			
SR4	20/10/2014 1:37	0.08				SR12	20/10/2014 1:37	0.09			
SR4	20/10/2014 1:57	0.06				SR12	20/10/2014 1:57	0.07			
SR4	20/10/2014 2:17	0.06				SR12	20/10/2014 2:17	0.07			
SR4	20/10/2014 2:37	0.06				SR12	20/10/2014 2:37	0.08			
SR4	20/10/2014 2:57	0.06				SR12	20/10/2014 2:57	0.07			
SR4	20/10/2014 3:17	0.07				SR12	20/10/2014 3:17	0.07			
SR4	20/10/2014 3:37	0.08				SR12	20/10/2014 3:37	0.06			
SR4	20/10/2014 3:57	0.07				SR12	20/10/2014 3:57	0.07			
SR4	20/10/2014 4:17	0.07				SR12	20/10/2014 4:17	0.06			
SR4	20/10/2014 4:37	0.08				SR12	20/10/2014 4:37	0.07			
SR4	20/10/2014 4:57	0.07				SR12	20/10/2014 4:57	0.08			
SR4	20/10/2014 5:17	0.05				SR12	20/10/2014 5:17	0.09			
SR4	20/10/2014 5:37	0.06				SR12	20/10/2014 5:37	0.06			
SR4	20/10/2014 5:57	0.06				SR12	20/10/2014 5:57	0.08			
SR4						SR12					
SR4	20/10/2014 6:37	0.07				SR12	20/10/2014 6:37	0.07			
SR4	20/10/2014 6:57	0.06				SR12	20/10/2014 6:57	0.08			
SR4	20/10/2014 7:17	0.07				SR12	20/10/2014 7:17	0.09			
SR4	20/10/2014 7:37	0.06				SR12	20/10/2014 7:37	0.08			
SR4	20/10/2014 7:57	0.06				SR12	20/10/2014 7:57	0.08			
SR4	20/10/2014 8:17	0.07				SR12	20/10/2014 8:17	0.06			
SR4	20/10/2014 8:37	0.07				SR12	20/10/2014 8:37	0.06			
SR4	20/10/2014 8:57	0.06				SR12	20/10/2014 8:57	0.06			
SR4	20/10/2014 9:17	0.05				SR12	20/10/2014 9:17	0.07			
SR4	20/10/2014 9:37	0.06				SR12	20/10/2014 9:37	0.08			
SR4						SR12	20/10/2014 9:57	0.09			
SR4						SR12	20/10/2014 10:17	0.06			
SR4						SR12	20/10/2014 10:37	0.08			
SR4						SR12	20/10/2014 10:57	0.07			
SR4	20/10/2014 11:17	0.05				SR12					
SR4	20/10/2014 11:37	0.06				SR12					
SR4	20/10/2014 11:57	0.06				SR12					
SR4	20/10/2014 12:17	0.05				SR12					
SR4	20/10/2014 12:37	0.06				SR12					
SR4	20/10/2014 12:57	0.06				SR12					
SR4	20/10/2014 13:17	0.05				SR12	20/10/2014 13:17	0.06			
SR4	20/10/2014 13:37	0.06				SR12	20/10/2014 13:37	0.07			
SR4	20/10/2014 13:57	0.06				SR12	20/10/2014 13:57	0.08			
SR4	20/10/2014 14:17	0.06				SR12	20/10/2014 14:17	0.08			
SR4	20/10/2014 14:37	0.05				SR12	20/10/2014 14:37	0.09			
SR4	20/10/2014 14:57	0.06				SR12	20/10/2014 14:57	0.09			
SR4	20/10/2014 15:17	0.04				SR12	20/10/2014 15:17	0.09			
SR4	20/10/2014 15:37	0.06				SR12	20/10/2014 15:37	0.09			
SR4	20/10/2014 15:57	0.07				SR12	20/10/2014 15:57	0.08			
SR4	20/10/2014 16:17	0.07				SR12	20/10/2014 16:17	0.08			
SR4	20/10/2014 16:37	0.06				SR12	20/10/2014 16:37	0.08			
SR4	20/10/2014 16:57	0.06				SR12	20/10/2014 16:57	0.09			
SR4	20/10/2014 17:17	0.05				SR12	20/10/2014 17:17	0.07			
SR4	20/10/2014 17:37	0.07				SR12	20/10/2014 17:37	0.07			
SR4	20/10/2014 17:57	0.07				SR12	20/10/2014 17:57	0.08			
SR4	20/10/2014 18:17	0.08				SR12	20/10/2014 18:17	0.07			
SR4	20/10/2014 18:37	0.07				SR12	20/10/2014 18:37	0.07			
SR4	20/10/2014 18:57	0.05				SR12	20/10/2014 18:57	0.07			
SR4	20/10/2014 19:17	0.06				SR12	20/10/2014 19:17	0.07			
SR4	20/10/2014 19:37	0.06				SR12	20/10/2014 19:37	0.06			
SR4	20/10/2014 19:57	0.07				SR12	20/10/2014 19:57	0.06			
SR4	20/10/2014 20:17	0.06				SR12	20/10/2014 20:17	0.07			
SR4	20/10/2014 20:37	0.07				SR12	20/10/2014 20:37	0.06			
SR4	20/10/2014 20:57	0.07				SR12	20/10/2014 20:57	0.08			
SR4	20/10/2014 21:17	0.06				SR12	20/10/2014 21:17	0.07			
SR4	20/10/2014 21:37	0.06				SR12	20/10/2014 21:37	0.07			
SR4	20/10/2014 21:57	0.06				SR12	20/10/2014 21:57	0.06			
SR4	20/10/2014 22:17	0.06				SR12	20/10/2014 22:17	0.06			
SR4	20/10/2014 22:37	0.06				SR12	20/10/2014 22:37	0.06			
SR4	20/10/2014 22:57	0.06				SR12	20/10/2014 22:57	0.06			
SR4	20/10/2014 23:17	0.06				SR12	20/10/2014 23:17	0.06			
SR4	20/10/2014 23:37	0.06				SR12	20/10/2014 23:37	0.08			
SR4	20/10/2014 23:57	0.06				SR12	20/10/2014 23:57	0.08			

Remark: Fonts with underline: Action Level Exceedance
Fonts with bold and underline: Limit Level Exceedance
Automatic Instrument calibration of NH3-N monitor was carried out during 5:57-6:37 at SR4 and SR12.
SR4 monitoring station was under maintenance during 10:01-10:56.
SR12 monitoring station was under maintenance during 11:16-11:56.
SR13 monitoring station was under maintenance during 15:40-16:10.

MATERIALAB CONSULTANTS LIMITED
Fugro Development Centre,
5 Lok Yi Street,
17 M.S. Castle Peak Road,
Tai Lam, Tuen Mun, N.T., Hong Kong.
Tel : (852)-24508238
Fax : (852)-24508032
Email : mcl@fugro.com.hk

MaterialLab

Interim Notification of Environmental Quality Limits Exceedances
24hr Water Quality Monitoring

Incident Report on Action Level or Limit Level Non-compliance

Reference No.:	20141021/24/SR5
Project:	CV/2013/04 - Providing Sufficient Water Depth for Kwai Tsing Container Basin and its Approach Channel
Date:	21/10/2014 – 22/10/2014
Time:	21/10/2014 00:00 – 22/10/2014 23:55
Monitoring Location:	SR5 – Ma Wan FCZ
Turbidity	
Action Level / Limit Level:	6.0 / 7.9 (6 consecutive monitoring data exceedance)
Measured Level:	Six (6) AL Exceedances: 22/10: 8:35 – 9:00 (1), 18:20 – 18:45 (1), 19:15 – 21:10 (4)
Action taken / to be taken:	Silt curtain and dredging rate were inspected and confirmed in a proper condition during the period. Monitoring equipment is checked and confirmed without problem.
Possible reason for Action or Limit Level Non-compliance:	Turbidity At ebb tide, SR5 was situated at upstream of the Project, the water quality would not be affected by the construction. Routine impact monitoring was carried out on 21/10. At flood tide of routine impact monitoring on 21/10, DO (S&M) at G2 (upstream) was 3.1 NTU while 2.7 NTU was recorded at G4 (downstream), no increasing trend of Turbidity was shown across the Project. The exceedance was not considered due to the project. The exceedance may be caused by influences in the vicinity of the station or changes in ambient conditions.
Remarks:	Dredging works conducted at Portion A of the Project. According to Contractor, dredged rate (in-situ) at Portion A on 21/10 and 22/10 were 3231 m^3/day and 2692 m^3/day respectively. Ebb tide: 20/10 19:57 – 21/10 01:37, 21/10 07:56 – 21/10 13:50, 21/10 20:09 – 22/10 02:09, 22/10 08:36 – 22/10 14:16 Flood tide: 21/10 01:37 – 21/10 07:56, 21/10 13:50 – 21/10 20:09, 22/10 02:09 – 22/10 08:36, 22/10 14:16 – 22/10 20:20

Certified by: Colin Yung
Designation: Environmental Team Leader

Signature:

Date: 31/10/2014

The copyright of this document is owned by MaterialLab Consultants Ltd. It may not be reproduced except with prior written approval from the Company.

MATERIALAB CONSULTANTS LIMITED
Fugro Development Centre,
5 Lok Yi Street,
17 M.S. Castle Peak Road,
Tai Lam, Tuen Mun, N.T., Hong Kong.
Tel : (852)-24508238
Fax : (852)-24508032
Email : mcl@fugro.com.hk

MaterialLab

Interim Notification of Environmental Quality Limits Exceedances
24hr Water Quality Monitoring

Incident Report on Action Level or Limit Level Non-compliance

Reference No.:	20141021/24/SR9
Project:	CV/2013/04 - Providing Sufficient Water Depth for Kwai Tsing Container Basin and its Approach Channel
Date:	21/10/2014 – 22/10/2014
Time:	21/10/2014 00:00 – 22/10/2014 23:55
Monitoring Location:	SR9 – Cheung Sha Wan FCZ
Turbidity	
Action Level / Limit Level:	2.8 / 4.7 (6 consecutive monitoring data exceedance)
Measured Level:	Forty five (45) AL Exceedances: 21/10: 0:35 – 1:00 (1), 1:35 – 2:00 (1), 2:25 – 3:20 (2), 3:45 – 4:40 (2), 9:45 – 10:10 (1), 15:00 – 21:55 (14), 22:05 – 23:30 (3) 22/10: 2:30 – 2:55 (1), 3:30 – 3:55 (1), 4:35 – 6:00 (3), 12:35 – 17:00 (9), 19:15 – 19:40 (1), 19:50 – 20:45 (2), 21:35 – 23:30 (4) Eighteen (18) LL Exceedances: 22/10: 6:05 – 12:30 (13), 17:15 – 19:10 (4), 21:05 – 21:30 (1)
Action taken / to be taken:	Silt curtain and dredging rate were inspected and confirmed in a proper condition during the period. Monitoring equipment is checked and confirmed without problem.
Possible reason for Action or Limit Level Non-compliance:	Turbidity At flood tide, SR9 was situated at upstream of the Project, the water quality would not be affected by the construction. Routine impact monitoring was carried out on 21/10. At flood tide of routine impact monitoring on 21/10, Turbidity at C2 was 8.6 NTU while at ebb tide of routine impact monitoring on 21/10, Turbidity at C1 was 3.9 NTU. The readings were higher than the Limit Level and Action Level of SR9 respectively, indicating the background Turbidity was high during monitoring period. The exceedance was not considered due to the project. The exceedance may be caused by influences in the vicinity of the station or changes in ambient conditions.
Remarks:	Dredging works conducted at Portion A of the Project. According to Contractor, dredged rate (in-situ) at Portion A on 21/10 and 22/10 were 3231 m^3/day and 2692 m^3/day respectively. Ebb tide: 20/10 19:57 – 21/10 01:37, 21/10 07:56 – 21/10 13:50, 21/10 20:09 – 22/10 02:09, 22/10 08:36 – 22/10 14:16 Flood tide: 21/10 01:37 – 21/10 07:56, 21/10 13:50 – 21/10 20:09, 22/10 02:09 – 22/10 08:36, 22/10 14:16 – 22/10 20:20

Certified by: Colin Yung
Designation: Environmental Team Leader
Signature:

Date: 31/10/2014

The copyright of this document is owned by MaterialLab Consultants Ltd. It may not be reproduced except with prior written approval from the Company.

MATERIALAB CONSULTANTS LIMITED
Fugro Development Centre,
5 Lok Yi Street,
17 M.S. Castle Peak Road,
Tai Lam, Tuen Mun, N.T., Hong Kong.
Tel : (852)-24508238
Fax : (852)-24508032
Email : mcl@fugro.com.hk

MaterialLab

Interim Notification of Environmental Quality Limits Exceedances
24hr Water Quality Monitoring

Incident Report on Action Level or Limit Level Non-compliance

Reference No.:	20141021/24/SR10
Project:	CV/2013/04 - Providing Sufficient Water Depth for Kwai Tsing Container Basin and its Approach Channel
Date:	21/10/2014 – 22/10/2014
Time:	21/10/2014 00:00 – 22/10/2014 23:55
Monitoring Location:	SR10 – Lo Tik Wan FCZ
	Dissolved Oxygen
Action Level / Limit Level:	6.12 / 5.97 (6 consecutive monitoring data exceedance)
Measured Level:	Eight (8) AL Exceedances: 21/10: 12:55 – 13:50 (2), 16:40 – 17:05 (1) 22/10: 10:00 – 10:25 (1), 11:20 – 11:45 (1), 20:50 – 22:15 (3) Sixty three (63) LL Exceedances: 21/10: (20/10) 23:55 – (21/10) 12:50 (26), 15:40 – 16:35 (2), 17:10 – 18:05 (2) 22/10: (21/10) 18:45 – (22/10) 2:10 (15), 2:30 – 9:55 (15), 19:20 – 20:15 (2), 22:45 – 23:10 (1)
	Turbidity
Action Level / Limit Level:	2.8 / 4.7 (6 consecutive monitoring data exceedance)
Measured Level:	Six (6) AL Exceedances: 21/10: 1:35 – 4:00 (5), 23:25 – 23:50 (1)
Action taken / to be taken:	Silt curtain and dredging rate were inspected and confirmed in a proper condition during the period. Monitoring equipment is checked and confirmed without problem.
Possible reason for Action or Limit Level Non-compliance:	Dissolved Oxygen At flood tide, SR10 was situated at upstream of the Project, the water quality would not be affected by the construction. Routine impact monitoring was carried out on 21/10. At flood tide of routine impact monitoring on 21/10, DO (S&M) at C3 was 5.89 mg/L. The reading was lower than the Limit Level of SR10, indicating the background DO was low during monitoring period. At ebb tide of routine impact monitoring on 21/10, DO (S&M) at G2 (upstream) was 5.93 mg/L and 5.94 mg/L was record at G6 (downstream), no decreasing trend of DO (S&M) was shown across the Project. The exceedance was not considered due to the project. The exceedance may be caused by influences in the vicinity of the station or changes in ambient conditions. Turbidity The first occurrence of exceedance case was found at flood tide, when SR10 was situated at upstream of the Project, the water quality would not be affected by the construction. Routine impact monitoring was carried out on 21/10. At flood tide of routine impact monitoring on 21/10, Turbidity at C2 was 8.6 NTU while at ebb tide of routine impact monitoring on 21/10, Turbidity at C1 was 3.9 NTU. The readings were higher than the Limit Level and Action Level of SR10 respectively, indicating the background Turbidity was high during monitoring period. The exceedance was not considered

The copyright of this document is owned by MaterialLab Consultants Ltd. It may not be reproduced except with prior written approval from the Company.

MATERIALAB CONSULTANTS LIMITED
Fugro Development Centre,
5 Lok Yi Street,
17 M.S. Castle Peak Road,
Tai Lam, Tuen Mun, N.T., Hong Kong.
Tel : (852)-24508238
Fax : (852)-24508032
Email : mcl@fugro.com.hk

	due to the project. The exceedance may be caused by influences in the vicinity of the station or changes in ambient conditions.
Remarks:	Dredging works conducted at Portion A of the Project. According to Contractor, dredged rate (in-situ) at Portion A on 21/10 and 22/10 were 3231 m^3/day and 2692 m^3/day respectively. Ebb tide: 20/10 19:57 – 21/10 01:37, 21/10 07:56 – 21/10 13:50, 21/10 20:09 – 22/10 02:09, 22/10 08:36 – 22/10 14:16 Flood tide: 21/10 01:37 – 21/10 07:56, 21/10 13:50 – 21/10 20:09, 22/10 02:09 – 22/10 08:36, 22/10 14:16 – 22/10 20:20

Certified by: Colin Yung
Designation: Environmental Team Leader

Signature:

Date: 31/10/2014

The copyright of this document is owned by MateriaLab Consultants Ltd. It may not be reproduced except with prior written approval from the Company.

MATERIALAB CONSULTANTS LIMITED
Fugro Development Centre,
5 Lok Yi Street,
17 M.S. Castle Peak Road,
Tai Lam, Tuen Mun, N.T., Hong Kong.
Tel : (852)-24508238
Fax : (852)-24508032
Email : mcl@fugro.com.hk

MaterialLab

Interim Notification of Environmental Quality Limits Exceedances
24hr Water Quality Monitoring

Incident Report on Action Level or Limit Level Non-compliance

Reference No.:	20141021/24/SR11
Project:	CV/2013/04 - Providing Sufficient Water Depth for Kwai Tsing Container Basin and its Approach Channel
Date:	21/10/2014 – 22/10/2014
Time:	21/10/2014 00:00 – 22/10/2014 23:55
Monitoring Location:	SR11 – Sok Kwu Wan FCZ
Dissolved Oxygen	
Action Level / Limit Level:	6.12 / 5.97 (6 consecutive monitoring data exceedance)
Measured Level:	Two (2) AL Exceedances: 21/10: 16:15 – 16:40 (1), 19:50 – 20:15 (1) Seventy three (73) LL Exceedances: 21/10 (20/10) 23:40 – (21/10) 12:35 (26), 13:20 – 14:15 (2) 22/10: (21/10) 20:25 – (22/10) 15:20 (38), 15:30 – 16:25 (2), 21:05 – 23:30 (5)
Action taken / to be taken:	Silt curtain and dredging rate were inspected and confirmed in a proper condition during the period. Monitoring equipment is checked and confirmed without problem.
Possible reason for Action or Limit Level Non-compliance:	Dissolved Oxygen At flood tide, SR11 was situated at upstream of the Project, the water quality would not be affected by the construction. Routine impact monitoring was carried out on 21/10. At flood tide of routine impact monitoring on 21/10, DO (S&M) at C3 was 5.89 mg/L. The reading was lower than the Limit Level of SR11, indicating the background DO was low during monitoring period. At ebb tide of routine impact monitoring on 21/10, DO (S&M) at G2 (upstream) was 5.93 mg/L and 5.94 mg/L was record at G6 (downstream), no decreasing trend of DO (S&M) was shown across the Project. The exceedance was not considered due to the project. The exceedance may be caused by influences in the vicinity of the station or changes in ambient conditions.
Remarks:	Dredging works conducted at Portion A of the Project. According to Contractor, dredged rate (in-situ) at Portion A on 21/10 and 22/10 were 3231 m^3/day and 2692 m^3/day respectively. Ebb tide: 20/10 19:57 – 21/10 01:37, 21/10 07:56 – 21/10 13:50, 21/10 20:09 – 22/10 02:09, 22/10 08:36 – 22/10 14:16 Flood tide: 21/10 01:37 – 21/10 07:56, 21/10 13:50 – 21/10 20:09, 22/10 02:09 – 22/10 08:36, 22/10 14:16 – 22/10 20:20

Certified by: Colin Yung
Designation: Environmental Team Leader
Signature:

Date: 31/10/2014

The copyright of this document is owned by MaterialLab Consultants Ltd. It may not be reproduced except with prior written approval from the Company.

MATERIALAB CONSULTANTS LIMITED
Fugro Development Centre,
5 Lok Yi Street,
17 M.S. Castle Peak Road,
Tai Lam, Tuen Mun, N.T., Hong Kong.
Tel : (852)-24508238
Fax : (852)-24508032
Email : mcl@fugro.com.hk

MaterialLab

Interim Notification of Environmental Quality Limits Exceedances
24hr Water Quality Monitoring

Incident Report on Action Level or Limit Level Non-compliance

Reference No.:	20141021/24/SR12
Project:	CV/2013/04 - Providing Sufficient Water Depth for Kwai Tsing Container Basin and its Approach Channel
Date:	21/10/2014 – 22/10/2014
Time:	21/10/2014 00:00 – 22/10/2014 23:55
Monitoring Location:	SR12 – Tsing Yi, WSD Flushing Water Intake
	Turbidity
Action Level / Limit Level:	10 / 10 (6 consecutive monitoring data exceedance)
Measured Level:	One (1) LL Exceedance: 21/10: 16:31 – 16:56 (1)
Action taken / to be taken:	Silt curtain and dredging rate were inspected and confirmed in a proper condition during the period. Monitoring equipment is checked and confirmed without problem.
Possible reason for Action or Limit Level Non-compliance:	Turbidity At ebb tide, SR12 was situated at upstream of the Project, the water quality would not be affected by the construction. Routine impact monitoring was carried out on 21/10. At flood tide of routine impact monitoring on 21/10, DO (S&M) at G2 (upstream) was 3.1 NTU while 2.7 NTU was recorded at G4 (downstream), no increasing trend of Turbidity was shown across the Project. The exceedance was not considered due to the project. The exceedance may be caused by influences in the vicinity of the station or changes in ambient conditions.
Remarks:	Dredging works conducted at Portion A of the Project. According to Contractor, dredged rate (in-situ) at Portion A on 21/10 and 22/10 were 3231 m^3/day and 2692 m^3/day respectively. Ebb tide: 20/10 19:57 – 21/10 01:37, 21/10 07:56 – 21/10 13:50, 21/10 20:09 – 22/10 02:09, 22/10 08:36 – 22/10 14:16 Flood tide: 21/10 01:37 – 21/10 07:56, 21/10 13:50 – 21/10 20:09, 22/10 02:09 – 22/10 08:36, 22/10 14:16 – 22/10 20:20

Certified by: Colin Yung
Designation: Environmental Team Leader

Signature:

Date: 31/10/2014

The copyright of this document is owned by MaterialLab Consultants Ltd. It may not be reproduced except with prior written approval from the Company.

MATERIALAB CONSULTANTS LIMITED
Fugro Development Centre,
5 Lok Yi Street,
17 M.S. Castle Peak Road,
Tai Lam, Tuen Mun, N.T., Hong Kong.
Tel : (852)-24508238
Fax : (852)-24508032
Email : mcl@fugro.com.hk

MaterialLab

Interim Notification of Environmental Quality Limits Exceedances
24hr Water Quality Monitoring

Incident Report on Action Level or Limit Level Non-compliance

Reference No.:	20141021/24/SR13
Project:	CV/2013/04 - Providing Sufficient Water Depth for Kwai Tsing Container Basin and its Approach Channel
Date:	21/10/2014 – 22/10/2014
Time:	21/10/2014 00:00 – 22/10/2014 23:55
Monitoring Location:	SR13 – EMSD Cooling Water Intake for Kwai Chung Hospital
Dissolved Oxygen	
Action Level / Limit Level:	5.28 / 5.22 (6 consecutive monitoring data exceedance)
Measured Level:	Five (5) AL Exceedances: 22/10: 6:25 – 7:20 (2), 7:50 – 8:15 (1), 18:00 – 18:55 (2), Sixty two (62) LL Exceedances: 21/10: (20/10) 23:40 – (21/10) 4:35 (10), 5:00 – 15;25 (21) 22/10: (21/10) 20:40 – (22/10) 2:35 (12), 8:35 – 11:30 (6), 13;45 – 15:10 (3), 19:00 – 23:55 (10)
Action taken / to be taken:	Silt curtain and dredging rate were inspected and confirmed in a proper condition during the period. Monitoring equipment is checked and confirmed without problem.
Possible reason for Action or Limit Level Non-compliance:	Dissolved Oxygen At ebb tide, SR13 was situated at upstream of the Project, the water quality would not be affected by the construction. Routine impact monitoring was carried out on 21/10. At flood tide of routine impact monitoring on 21/10, DO (S&M) at G4 (upstream) was 4.43 mg/L while 7.05 mg/L was recorded at G2 (downstream), no decreasing trend of DO (S&M) was shown across the Project. The exceedance was not considered due to the project. The exceedance may be caused by influences in the vicinity of the station or changes in ambient conditions.
Remarks:	Dredging works conducted at Portion A of the Project. According to Contractor, dredged rate (in-situ) at Portion A on 21/10 and 22/10 were 3231 m^3/day and 2692 m^3/day respectively. Ebb tide: 20/10 19:57 – 21/10 01:37, 21/10 07:56 – 21/10 13:50, 21/10 20:09 – 22/10 02:09, 22/10 08:36 – 22/10 14:16 Flood tide: 21/10 01:37 – 21/10 07:56, 21/10 13:50 – 21/10 20:09, 22/10 02:09 – 22/10 08:36, 22/10 14:16 – 22/10 20:20

Certified by: Colin Yung
Designation: Environmental Team Leader

Signature:

Date: 31/10/2014

The copyright of this document is owned by MateriaLab Consultants Ltd. It may not be reproduced except with prior written approval from the Company.

Station	Timestamp	Temp (° C)	DO (%)	DO (mg/L)	Tur (NTU)	Station	Timestamp	Temp (° C)	DO (%)	DO (mg/L)	Tur (NTU)	Station	Timestamp	Temp (° C)	DO (%)	DO (mg/L)	Tur (NTU)	Station	Timestamp	Temp (°C)	DO (%)	DO (mg/L)	Tur (NTU)
SR4	21/10/2014 0:01	27.82	80.7	5.32	0.3	SR4	21/10/2014 6:01	27.73	81.8	5.40	1.8	SR4	21/10/2014 12:01	27.94	90.7	5.97	1.8	SR4	21/10/2014 18:01	27.93	89.9	5.92	7.2
SR4	21/10/2014 0:06	27.83	82.7	5.45	0.5	SR4	21/10/2014 6:06	27.73	81.8	5.40	2.1	SR4	21/10/2014 12:06	27.96	90.8	5.98	1.1	SR4	21/10/2014 18:06	27.93	89.6	5.91	6.8
SR4	21/10/2014 0:11	27.83	83.0	5.47	0.6	SR4	21/10/2014 6:11	27.73	82.5	5.44	1.9	SR4	21/10/2014 12:11	27.95	90.9	5.99	1.7	SR4	21/10/2014 18:11	27.92	89.5	5.90	5.6
SR4	21/10/2014 0:16	27.83	82.8	5.46	0.5	SR4	21/10/2014 6:16	27.73	81.9	5.40	1.7	SR4	21/10/2014 12:16	27.93	90.9	5.99	3.7	SR4	21/10/2014 18:16	27.92	87.7	5.78	5.6
SR4	21/10/2014 0:21	27.83	82.8	5.46	0.5	SR4	21/10/2014 6:21	27.72	81.2	5.36	1.4	SR4	21/10/2014 12:21	27.91	92.0	6.06	2.2	SR4	21/10/2014 18:21	27.93	87.5	5.76	5.8
SR4	21/10/2014 0:26	27.84	83.3	5.49	0.5	SR4	21/10/2014 6:26	27.73	82.1	5.42	2.1	SR4	21/10/2014 12:26	27.87	92.6	6.11	1.8	SR4	21/10/2014 18:26	27.93	86.8	5.72	6.1
SR4	21/10/2014 0:31	27.84	81.8	5.39	0.3	SR4	21/10/2014 6:31	27.72	81.1	5.35	2.7	SR4	21/10/2014 12:31	27.88	92.6	6.11	1.6	SR4	21/10/2014 18:31	27.92	86.3	5.68	7.6
SR4	21/10/2014 0:36	27.83	82.2	5.42	0.3	SR4	21/10/2014 6:36	27.72	82.1	5.42	3.2	SR4	21/10/2014 12:36	27.89	92.5	6.10	2.8	SR4	21/10/2014 18:36	27.92	86.4	5.69	8.1
SR4	21/10/2014 0:41	27.83	82.4	5.43	0.7	SR4	21/10/2014 6:41	27.72	81.5	5.38	2.3	SR4	21/10/2014 12:41	27.88	92.4	6.09	2.7	SR4	21/10/2014 18:41	27.91	87.2	5.74	8.4
SR4	21/10/2014 0:46	27.83	83.0	5.47	1.1	SR4	21/10/2014 6:46	27.72	81.0	5.35	2.1	SR4	21/10/2014 12:46	27.90	92.2	6.08	2.0	SR4	21/10/2014 18:46	27.91	86.8	5.72	7.8
SR4	21/10/2014 0:51	27.83	83.2	5.49	1.0	SR4	21/10/2014 6:51	27.72	81.1	5.35	2.5	SR4	21/10/2014 12:51	27.98	94.4	6.22	1.7	SR4	21/10/2014 18:51	27.91	86.4	5.69	7.3
SR4	21/10/2014 0:56	27.83	81.8	5.39	1.1	SR4	21/10/2014 6:56	27.72	81.2	5.36	3.1	SR4	21/10/2014 12:56	27.96	94.1	6.20	1.3	SR4	21/10/2014 18:56	27.91	86.6	5.70	6.1
SR4	21/10/2014 1:01	27.84	81.8	5.39	0.7	SR4	21/10/2014 7:01	27.72	80.5	5.32	3.2	SR4	21/10/2014 13:01	27.99	94.7	6.23	3.4	SR4	21/10/2014 19:01	27.91	86.1	5.67	6.1
SR4	21/10/2014 1:06	27.85	83.6	5.51	0.8	SR4	21/10/2014 7:06	27.71	80.4	5.31	2.9	SR4	21/10/2014 13:06	28.00	93.6	6.16	0.8	SR4	21/10/2014 19:06	27.91	86.3	5.69	7.2
SR4	21/10/2014 1:11	27.85	82.0	5.41	1.1	SR4	21/10/2014 7:11	27.72	80.1	5.29	2.2	SR4	21/10/2014 13:11	28.01	92.6	6.10	1.5	SR4	21/10/2014 19:11	27.91	86.8	5.72	7.8
SR4	21/10/2014 1:16	27.85	81.8	5.39	1.4	SR4	21/10/2014 7:16	27.72	80.3	5.30	3.2	SR4	21/10/2014 13:16	27.96	93.5	6.16	1.7	SR4	21/10/2014 19:16	27.90	86.4	5.69	6.5
SR4	21/10/2014 1:21	27.84	82.7	5.45	1.3	SR4	21/10/2014 7:21	27.73	79.6	5.26	2.8	SR4	21/10/2014 13:21	27.94	93.9	6.19	1.7	SR4	21/10/2014 19:21	27.90	86.5	5.70	7.1
SR4	21/10/2014 1:26	27.85	83.5	5.50	1.8	SR4	21/10/2014 7:26	27.73	79.7	5.26	3.2	SR4	21/10/2014 13:26	27.97	93.5	6.16	1.6	SR4	21/10/2014 19:26	27.90	86.2	5.68	4.9
SR4	21/10/2014 1:31	27.85	83.0	5.47	1.2	SR4	21/10/2014 7:31	27.74	79.6	5.25	3.2	SR4	21/10/2014 13:31	27.93	90.4	5.96	3.1	SR4	21/10/2014 19:31	27.90	85.8	5.65	5.4
SR4	21/10/2014 1:36	27.85	80.9	5.33	1.1	SR4	21/10/2014 7:36	27.75	80.2	5.29	3.1	SR4	21/10/2014 13:36	27.91	89.7	5.92	6.5	SR4	21/10/2014 19:36	27.90	85.4	5.63	7.3
SR4	21/10/2014 1:41	27.85	82.0	5.41	1.4	SR4	21/10/2014 7:41	27.75	79.3	5.23	2.9	SR4	21/10/2014 13:41	27.91	90.4	5.96	5.2	SR4	21/10/2014 19:41	27.89	84.7	5.58	5.5
SR4	21/10/2014 1:46	27.85	83.7	5.52	2.7	SR4	21/10/2014 7:46	27.76	79.8	5.26	3.0	SR4	21/10/2014 13:46	27.92	89.0	5.86	4.6	SR4	21/10/2014 19:46	27.89	85.1	5.60	7.3
SR4	21/10/2014 1:51	27.85	84.1	5.54	2.5	SR4	21/10/2014 7:51	27.77	80.3	5.30	2.5	SR4	21/10/2014 13:51	27.94	88.0	5.80	4.7	SR4	21/10/2014 19:51	27.88	83.9	5.53	6.1
SR4	21/10/2014 1:56	27.85	83.8	5.52	2.6	SR4	21/10/2014 7:56	27.77	80.6	5.32	5.6	SR4	21/10/2014 13:56	27.94	89.4	5.89	4.5	SR4	21/10/2014 19:56	27.88	84.1	5.54	7.2
SR4	21/10/2014 2:01	27.84	83.2	5.48	3.0	SR4	21/10/2014 8:01	27.77	80.5	5.31	2.5	SR4	21/10/2014 14:01	28.02	91.1	6.00	3.9	SR4	21/10/2014 20:01	27.88	83.7	5.51	**10.8**
SR4	21/10/2014 2:06	27.84	83.5	5.50	1.8	SR4	21/10/2014 8:06	27.77	80.2	5.29	2.6	SR4	21/10/2014 14:06	27.96	93.4	6.15	3.7	SR4	21/10/2014 20:06	27.88	84.3	5.55	6.1
SR4	21/10/2014 2:11	27.84	84.0	5.53	2.8	SR4	21/10/2014 8:11	27.78	81.0	5.34	2.4	SR4	21/10/2014 14:11	28.04	94.3	6.21	2.2	SR4	21/10/2014 20:11	27.88	84.0	5.53	6.3
SR4	21/10/2014 2:16	27.84	83.0	5.47	2.0	SR4	21/10/2014 8:16	27.78	79.7	5.25	3.1	SR4	21/10/2014 14:16	28.09	94.1	6.18	2.3	SR4	21/10/2014 20:16	27.88	83.7	5.51	5.3
SR4	21/10/2014 2:21	27.83	84.9	5.59	2.6	SR4	21/10/2014 8:21	27.78	79.8	5.26	3.1	SR4	21/10/2014 14:21	28.04	93.6	6.16	1.9	SR4	21/10/2014 20:21	27.87	86.3	5.69	3.4
SR4	21/10/2014 2:26	27.83	84.3	5.55	1.9	SR4	21/10/2014 8:26	27.78	80.2	5.29	3.2	SR4	21/10/2014 14:26	28.04	92.9	6.11	3.6	SR4	21/10/2014 20:26	27.88	86.7	5.72	3.3
SR4	21/10/2014 2:31	27.83	83.4	5.50	1.3	SR4	21/10/2014 8:31	27.79	80.6	5.31	3.2	SR4	21/10/2014 14:31	28.04	92.8	6.11	2.6	SR4	21/10/2014 20:31	27.87	87.9	5.79	2.7
SR4	21/10/2014 2:36	27.83	83.4	5.50	1.9	SR4	21/10/2014 8:36	27.79	80.5	5.31	3.5	SR4	21/10/2014 14:36	28.07	92.0	6.05	1.1	SR4	21/10/2014 20:36	27.86	88.0	5.81	3.7
SR4	21/10/2014 2:41	27.83	83.5	5.50	0.8	SR4	21/10/2014 8:41	27.79	80.8	5.33	2.4	SR4	21/10/2014 14:41	28.06	91.3	6.01	1.5	SR4	21/10/2014 20:41	27.86	89.3	5.89	2.3
SR4	21/10/2014 2:46	27.83	84.5	5.57	2.7	SR4	21/10/2014 8:46	27.79	80.3	5.29	2.2	SR4	21/10/2014 14:46	28.10	94.1	6.19	2.7	SR4	21/10/2014 20:46	27.86	88.4	5.83	1.9
SR4	21/10/2014 2:51	27.82	83.3	5.49	2.0	SR4	21/10/2014 8:51	27.80	80.5	5.31	2.4	SR4	21/10/2014 14:51	28.11	93.4	6.14	5.5	SR4	21/10/2014 20:51	27.87	88.7	5.85	1.9
SR4	21/10/2014 2:56	27.81	83.5	5.50	2.0	SR4	21/10/2014 8:56	27.79	82.8	5.46	1.7	SR4	21/10/2014 14:56	28.12	89.3	5.87	0.7	SR4	21/10/2014 20:56	27.87	88.5	5.84	2.2
SR4	21/10/2014 3:01	27.79	84.1	5.54	1.3	SR4	21/10/2014 9:01	27.78	83.6	5.51	2.6	SR4	21/10/2014 15:01	28.09	93.1	6.12	0.9	SR4	21/10/2014 21:01	27.86	88.8	5.86	2.1
SR4	21/10/2014 3:06	27.80	83.4	5.50	2.0	SR4	21/10/2014 9:06	27.79	82.9	5.46	1.7	SR4	21/10/2014 15:06	28.03	97.2	6.40	2.0	SR4	21/10/2014 21:06	27.86	89.0	5.87	2.1
SR4	21/10/2014 3:11	27.80	81.3	5.36	1.5	SR4	21/10/2014 9:11	27.79	83.5	5.50	2.2	SR4	21/10/2014 15:11	28.05	98.6	6.49	1.5	SR4	21/10/2014 21:11	27.87	90.0	5.94	2.8
SR4	21/10/2014 3:16	27.79	81.6	5.38	1.4	SR4	21/10/2014 9:16	27.79	84.2	5.55	1.5	SR4	21/10/2014 15:16	28.04	98.2	6.47	1.5	SR4	21/10/2014 21:16	27.87	88.0	5.80	1.8
SR4	21/10/2014 3:21	27.77	80.0	5.28	1.2	SR4	21/10/2014 9:21	27.79	84.0	5.54	1.2	SR4	21/10/2014 15:21	28.04	99.0	6.52	1.3	SR4	21/10/2014 21:21	27.85	88.3	5.83	1.6
SR4	21/10/2014 3:26	27.77	80.5	5.31	1.0	SR4	21/10/2014 9:26	27.79	84.1	5.54	1.9	SR4	21/10/2014 15:26	28.04	98.9	6.51	1.2	SR4	21/10/2014 21:26	27.85	89.0	5.88	1.4
SR4	21/10/2014 3:31	27.73	79.3	5.24	0.9	SR4	21/10/2014 9:31	27.79	83.6	5.51	1.7	SR4	21/10/2014 15:31	28.04	100.4	6.62	2.1	SR4	21/10/2014 21:31	27.85	88.8	5.86	1.6
SR4	21/10/2014 3:36	27.76	80.7	5.33	1.1	SR4	21/10/2014 9:36	27.79	83.3	5.49	1.5	SR4	21/10/2014 15:36	28.05	99.7	6.57	1.2	SR4	21/10/2014 21:36	27.86	88.7	5.85	1.5
SR4	21/10/2014 3:41	27.77	80.4	5.30	0.7	SR4	21/10/2014 9:41	27.79	83.0	5.47	2.1	SR4	21/10/2014 15:41	28.06	100.1	6.59	0.8	SR4	21/10/2014 21:41	27.87	87.7	5.78	2.8
SR4	21/10/2014 3:46	27.79	79.5	5.24	1.2	SR4	21/10/2014 9:46	27.79	83.0	5.47	1.4	SR4	21/10/2014 15:46	28.04	101.9	6.72	0.4	SR4	21/10/2014 21:46	27.88	87.7	5.79	2.9
SR4	21/10/2014 3:51	27.77	78.7	5.19	0.7	SR4	21/10/2014 9:51	27.79	80.3	5.29	2.2	SR4	21/10/2014 15:51	28.05	103.2	6.80	1.1	SR4	21/10/2014 21:51	27.88	89.0	5.87	2.8
SR4	21/10/2014 3:56	27.77	79.1	5.22	1.3	SR4	21/10/2014 9:56	27.79	79.8	5.26	2.5	SR4	21/10/2014 15:56	28.06	105.3	6.94	2.0	SR4	21/10/2014 21:56	27.85	87.7	5.79	1.2
SR4	21/10/2014 4:01	27.77	78.6	5.18	1.1	SR4	21/10/2014 10:01	27.79	81.2	5.35	3.3	SR4	21/10/2014 16:01	28.09	103.6	6.83	1.5	SR4	21/10/2014 22:01	27.86	87.1	5.75	1.2
SR4	21/10/2014 4:06	27.77	79.4	5.24	1.7	SR4	21/10/2014 10:06	27.80	80.7	5.32	1.3	SR4	21/10/2014 16:06	28.10	104.0	6.86	2.2	SR4	21/10/2014 22:06	27.86	87.7	5.79	1.6
SR4	21/10/2014 4:11	27.74	81.2	5.36	1.6	SR4	21/10/2014 10:11	27.81	80.1	5.28	1.6	SR4	21/10/2014 16:11	28.05	104.3	6.88	2.4	SR4	21/10/2014 22:11	27.85	88.3	5.83	1.3
SR4	21/10/2014 4:16	27.74	79.9	5.28	1.0	SR4	21/10/2014 10:16	27.86	84.2	5.55	1.4	SR4	21/10/2014 16:16	28.04	101.5	6.70	3.9	SR4	21/10/2014 22:16	27.83	87.5	5.78	0.7
SR4	21/10/2014 4:21	27.75	79.5	5.25	0.8	SR4	21/10/2014 10:21	27.83	82.4	5.43	1.5	SR4	21/10/2014 16:21	28.02	100.8	6.65	3.0	SR4	21/10/2014 22:21	27.81	83.7	5.54	0.5
SR4	21/10/2014 4:26	27.72	82.5	5.45	1.2	SR4	21/10/2014 10:26	27.82	81.5	5.37	1.0	SR4	21/10/2014 16:26	28.01	100.1	6.60	4.7	SR4	21/10/2014 22:26	27.82	89.2	5.90	0.7
SR4	21/10/2014 4:31	27.72	82.7	5.46	1.0	SR4	21/10/2014 10:31	27.83	84.3	5.56	1.4	SR4	21/10/2014 16:31	28.00	98.7	6.51	5.4	SR4	21/10/2014 22:31	27.82	89.9	5.95	0.8
SR4	21/10/2014 4:36	27.72	84.4	5.58	2.2	SR4	21/10/2014 10:36	27.86	82.0	5.40	0.2	SR4	21/10/2014 16:36	27.90	94.1	6.21	3.9	SR4	21/10/2014 22:36	27.83	90.3	5.97	0.5
SR4	21/10/2014 4:41	27.72	82.8	5.47	1.3	SR4	21/10/2014 10:41	27.87	76.9	5.07	0.3	SR4	21/10/2014 16:41	27.90	94.4	6.23	2.8	SR4	21/10/2014 22:41	27.83	90.2	5.97	0.7
SR4	21/10/2014 4:46	27.72	82.7	5.46	0.7	SR4	21/10/2014 10:46	27.82	86.4	5.70	1.6	SR4	21/10/2014 16:46	27.90	93.3	6.16	3.8	SR4	21/10/2014 22:46	27.83	90.1	5.95	1.1
SR4	21/10/2014 4:51	27.72	82.6	5.46	0.6	SR4	21/10/2014 10:51	27.81	86.7	5.72	0.5	SR4	21/10/2014 16:51	27.91	93.9	6.20	3.8	SR4	21/10/2014 22:51	27.83	90.2	5.96	2.5
SR4	21/10/2014 4:56	27.72	82.3	5.44	0.6	SR4	21/10/2014 10:56	27.81	88.4	5.83	0.9	SR4	21/10/2014 16:56	27.91	93.0	6.14	6.7	SR4	21/10/2014 22:56	27.83	91.0	6.02	0.6
SR4	21/10/2014 5:01	27.74	83.5	5.51	1.7	SR4	21/10/2014 11:01	27.85	88.9	5.86	1.3	SR4	21/10/2014 17:01	27.91	93.0	6.13	5.6	SR4	21/10/2014 23:01	27.83	92.3	6.10	1.7
SR4	21/10/2014 5:06	27.73	83.4	5.50	1.4	SR4	21/10/2014 11:06	27.87	91.2	6.01	0.2	SR4	21/10/2014 17:06	27.92	92.6	6.11	5.8	SR4	21/10/2014 23:06	27.83	90.7	6.00	0.7
SR4	21/10/2014 5:11	27.74	85.1	5.61	0.7	SR4	21/10/2014 11:11	27.84	89.0	5.87	0.4	SR4	21/10/2014 17:11	27.93	93.0	6.13	3.7	SR4	21/10/2014 23:11	27.82	92.4	6.11	1.7
SR4	21/10/2014 5:16	27.73	83.1	5.48	0.8	SR4	21/10/2014 11:16	27.85	91.4	6.03	1.1	SR4	21/10/2014 17:16	27.94	92.8	6.11	6.0	SR4	21/10/2014 23:16	27.81	91.3	6.04	0.6
SR4	21/10/2014 5:21	27.73	83.2	5.49	1.1	SR4	21/10/2014 11:21	27.85	90.7	5.98	0.2	SR4	21/10/2014 17:21	27.95	93.2	6.14	3.5	SR4	21/10/2014 23:21	27.84	91.4	6.05	0.6
SR4	21/10/2014 5:26	27.73	83.2	5.49	1.9	SR4	21/10/2014 11:26	27.83	90.2	5.95	0.5	SR4	21/10/2014 17:26	27.94	92.6	6.10	3.2	SR4	21/10/2014 23:26	27.90	93.6	6.18	0.6
SR4	21/10/2014 5:31	27.73	81.7	5.39	2.4	SR4	21/10/2014 11:31	27.83	90.9	6.00	3.5	SR4	21/10/2014 17:31	27.94	91.9	6.05	1.9	SR4	21/10/2014 23:31	27.91	93.6	6.18	0.9
SR4	21/10/2014 5:36	27.72	82.0	5.41	1.7	SR4	21/10/2014 11:36	27.84	91.7	6.05	2.5	SR4	21/10/2014 17:36	27.93	90.0	5.93	3.1	SR4	21/10/2014 23:36	27.90	93.0	6.15	0.6
SR4	21/10/2014 5:41	27.72	82.2	5.43	2.1	SR4	21/10/2014 11:41	27.87	92.0	6.07	0.8	SR4	21/10/2014 17:41	27.94	92.6	6.10	5.0	SR4	21/10/2014 23:41	27.88	93.1	6.16	0.4
SR4	21/10/2014 5:46	27.73	81.7	5.39	2.8	SR4	21/10/2014 11:46	27.85	91.8	6.06	4.1	SR4	21/10/2014 17:46	27.94	93.7	6.17	4.1	SR4	21/10/2014 23:46	27.87	92.4	6.11	0.3
SR4	21/10/2014 5:51	27.73	81.8	5.40	1.7	SR4	21/10/2014 11:51	27.89	90.9	5.99	3.1	SR4	21/10/2014 17:51	27.94	93.2	6.14	3.6	SR4	21/10/2014 23:51	27.86	92.0	6.09	0.8
SR4	21/10/2014 5:56	27.73	81.9	5.41	1.3	SR4	21/10/2014 11:56	27.93	90.6	5.97	2.1	SR4	21/10/2014 17:56	27.94	91.8	6.05	2.8	SR4	21/10/2014 23:56	27.87	90.7	6.00	1.8

Station	Timestamp	Temp (° C)	DO (%)	DO (mg/L)	Tur (NTU)	Station	Timestamp	Temp (° C)	DO (%)	DO (mg/L)	Tur (NTU)	Station	Timestamp	Temp (° C)	DO (%)	DO (mg/L)	Tur (NTU)	Station	Timestamp	Temp (°C)	DO (%)	DO (mg/L)	Tur (NTU)
SR5	21/10/2014 0:00	27.66	102.2	6.76	1.8	SR5	21/10/2014 6:00	27.66	96.7	6.40	2.4	SR5	21/10/2014 12:00	27.90	115.6	7.66	1.3	SR5	21/10/2014 18:00	27.80	99.8	6.59	4.7
SR5	21/10/2014 0:05	27.66	103.3	6.83	1.4	SR5	21/10/2014 6:05	27.65	96.7	6.40	2.7	SR5	21/10/2014 12:05	27.87	115.5	7.65	1.4	SR5	21/10/2014 18:05	27.80	98.7	6.51	5.4
SR5	21/10/2014 0:10	27.68	101.2	6.69	2.3	SR5	21/10/2014 6:10	27.66	95.9	6.35	2.3	SR5	21/10/2014 12:10	27.89	115.8	7.67	1.8	SR5	21/10/2014 18:10	27.80	97.4	6.42	4.7
SR5	21/10/2014 0:15	27.70	102.0	6.74	2.2	SR5	21/10/2014 6:15	27.67	95.0	6.28	2.6	SR5	21/10/2014 12:15	27.95	118.4	7.84	1.4	SR5	21/10/2014 18:15	27.80	97.6	6.43	4.2
SR5	21/10/2014 0:20	27.69	103.1	6.82	1.8	SR5	21/10/2014 6:20	27.68	94.0	6.21	3.1	SR5	21/10/2014 12:20	27.94	117.2	7.76	1.2	SR5	21/10/2014 18:20	27.80	96.8	6.38	5.2
SR5	21/10/2014 0:25	27.69	102.9	6.80	1.8	SR5	21/10/2014 6:25	27.68	92.9	6.14	4.0	SR5	21/10/2014 12:25	27.97	117.9	7.80	1.5	SR5	21/10/2014 18:25	27.80	97.0	6.40	4.3
SR5	21/10/2014 0:30	27.73	102.3	6.76	2.6	SR5	21/10/2014 6:30	27.69	92.3	6.09	3.9	SR5	21/10/2014 12:30	28.02	119.1	7.88	1.5	SR5	21/10/2014 18:30	27.80	96.3	6.35	5.9
SR5	21/10/2014 0:35	27.70	105.6	6.99	1.8	SR5	21/10/2014 6:35	27.69	91.8	6.06	4.0	SR5	21/10/2014 12:35	28.03	119.1	7.87	1.2	SR5	21/10/2014 18:35	27.80	96.1	6.33	4.6
SR5	21/10/2014 0:40	27.71	104.5	6.92	1.9	SR5	21/10/2014 6:40	27.70	91.8	6.06	4.6	SR5	21/10/2014 12:40	28.04	119.6	7.91	1.5	SR5	21/10/2014 18:40	27.80	95.9	6.32	4.7
SR5	21/10/2014 0:45	27.70	105.9	7.01	1.7	SR5	21/10/2014 6:45	27.69	91.6	6.04	5.6	SR5	21/10/2014 12:45	28.00	122.9	8.14	1.5	SR5	21/10/2014 18:45	27.80	95.0	6.26	5.0
SR5	21/10/2014 0:50	27.68	106.0	7.02	1.5	SR5	21/10/2014 6:50	27.69	91.4	6.03	3.7	SR5						SR5	21/10/2014 18:50	27.80	94.5	6.23	5.7
SR5	21/10/2014 0:55	27.61	105.6	7.00	1.6	SR5	21/10/2014 6:55	27.69	91.8	6.06	3.7	SR5						SR5	21/10/2014 18:55	27.80	94.6	6.23	5.4
SR5	21/10/2014 1:00	27.65	106.5	7.06	1.5	SR5	21/10/2014 7:00	27.70	90.1	5.94	4.1	SR5						SR5	21/10/2014 19:00	27.80	93.6	6.17	4.6
SR5	21/10/2014 1:05	27.62	108.0	7.17	1.5	SR5	21/10/2014 7:05	27.70	89.8	5.92	3.7	SR5						SR5	21/10/2014 19:05	27.80	93.4	6.15	4.9
SR5	21/10/2014 1:10	27.58	107.8	7.16	1.3	SR5	21/10/2014 7:10	27.70	89.5	5.90	3.5	SR5						SR5	21/10/2014 19:10	27.80	93.4	6.15	4.3
SR5	21/10/2014 1:15	27.45	108.9	7.26	1.5	SR5	21/10/2014 7:15	27.71	89.5	5.90	3.6	SR5	21/10/2014 13:15	27.94	120.6	7.99	1.3	SR5	21/10/2014 19:15	27.80	92.4	6.09	4.2
SR5	21/10/2014 1:20	27.55	107.3	7.13	1.8	SR5	21/10/2014 7:20	27.71	89.0	5.86	3.8	SR5	21/10/2014 13:20	27.93	120.4	7.98	1.6	SR5	21/10/2014 19:20	27.80	93.4	6.15	5.4
SR5	21/10/2014 1:25	27.56	107.1	7.12	1.5	SR5	21/10/2014 7:25	27.71	88.8	5.85	3.7	SR5	21/10/2014 13:25	27.93	125.3	8.31	1.8	SR5	21/10/2014 19:25	27.80	94.0	6.19	5.4
SR5	21/10/2014 1:30	27.51	107.2	7.14	2.0	SR5	21/10/2014 7:30	27.70	88.5	5.83	3.0	SR5	21/10/2014 13:30	27.99	127.0	8.42	1.8	SR5	21/10/2014 19:30	27.80	93.8	6.17	5.5
SR5	21/10/2014 1:35	27.44	108.2	7.22	2.2	SR5	21/10/2014 7:35	27.71	88.7	5.85	3.3	SR5	21/10/2014 13:35	27.96	125.1	8.29	1.9	SR5	21/10/2014 19:35	27.80	93.2	6.14	5.0
SR5	21/10/2014 1:40	27.46	106.9	7.12	2.3	SR5	21/10/2014 7:40	27.71	89.3	5.88	3.2	SR5	21/10/2014 13:40	27.93	124.9	8.29	2.2	SR5	21/10/2014 19:40	27.80	92.7	6.10	4.9
SR5	21/10/2014 1:45	27.51	106.1	7.06	2.5	SR5	21/10/2014 7:45	27.71	88.7	5.84	3.2	SR5	21/10/2014 13:45	27.97	125.8	8.34	2.2	SR5	21/10/2014 19:45	27.80	92.3	6.08	5.7
SR5	21/10/2014 1:50	27.45	106.5	7.10	2.4	SR5	21/10/2014 7:50	27.71	88.6	5.84	3.3	SR5	21/10/2014 13:50	28.10	128.6	8.52	1.6	SR5	21/10/2014 19:50	27.79	91.9	6.05	5.4
SR5	21/10/2014 1:55	27.39	107.1	7.15	2.2	SR5	21/10/2014 7:55	27.71	88.6	5.84	3.4	SR5	21/10/2014 13:55	28.02	128.9	8.55	1.7	SR5	21/10/2014 19:55	27.79	91.3	6.01	5.2
SR5	21/10/2014 2:00	27.41	106.3	7.10	2.0	SR5	21/10/2014 8:00	27.71	88.2	5.82	3.4	SR5	21/10/2014 14:00	28.01	128.0	8.49	2.5	SR5	21/10/2014 20:00	27.79	91.0	5.99	5.5
SR5	21/10/2014 2:05	27.44	108.8	7.28	1.7	SR5	21/10/2014 8:05	27.72	90.0	5.93	4.6	SR5	21/10/2014 14:05	28.06	129.0	8.56	1.6	SR5	21/10/2014 20:05	27.79	90.3	5.94	6.1
SR5	21/10/2014 2:10	27.46	109.8	7.35	1.7	SR5	21/10/2014 8:10	27.72	89.0	5.86	3.8	SR5	21/10/2014 14:10	28.11	132.0	8.75	1.8	SR5	21/10/2014 20:10	27.79	90.4	5.95	6.0
SR5	21/10/2014 2:15	27.47	109.8	7.34	1.9	SR5	21/10/2014 8:15	27.72	88.6	5.84	4.1	SR5	21/10/2014 14:15	28.11	131.3	8.71	2.0	SR5	21/10/2014 20:15	27.79	89.8	5.91	6.1
SR5	21/10/2014 2:20	27.43	111.2	7.46	1.8	SR5	21/10/2014 8:20	27.72	88.7	5.85	7.2	SR5	21/10/2014 14:20	28.11	131.1	8.69	1.6	SR5	21/10/2014 20:20	27.79	88.6	5.83	6.0
SR5	21/10/2014 2:25	27.39	112.3	7.55	1.5	SR5	21/10/2014 8:25	27.73	89.6	5.91	3.7	SR5	21/10/2014 14:25	28.10	131.8	8.74	1.8	SR5	21/10/2014 20:25	27.79	89.7	5.90	6.3
SR5	21/10/2014 2:30	27.41	112.4	7.55	1.4	SR5	21/10/2014 8:30	27.73	85.9	5.66	3.1	SR5	21/10/2014 14:30	28.07	130.2	8.64	2.2	SR5	21/10/2014 20:30	27.79	89.9	5.92	5.5
SR5	21/10/2014 2:35	27.38	112.0	7.53	1.5	SR5	21/10/2014 8:35	27.73	88.4	5.82	4.7	SR5	21/10/2014 14:35	28.03	128.9	8.56	2.3	SR5	21/10/2014 20:35	27.79	90.1	5.93	6.4
SR5	21/10/2014 2:40	27.34	112.4	7.57	1.4	SR5	21/10/2014 8:40	27.73	87.7	5.78	5.4	SR5	21/10/2014 14:40	28.08	129.4	8.59	1.3	SR5	21/10/2014 20:40	27.79	87.9	5.78	5.6
SR5	21/10/2014 2:45	27.37	112.3	7.55	1.8	SR5	21/10/2014 8:45	27.73	87.3	5.75	4.5	SR5	21/10/2014 14:45	28.01	128.5	8.54	2.2	SR5	21/10/2014 20:45	27.79	87.0	5.72	5.3
SR5	21/10/2014 2:50	27.40	110.9	7.45	1.7	SR5	21/10/2014 8:50	27.70	92.0	6.07	2.7	SR5	21/10/2014 14:50	28.03	128.9	8.57	2.5	SR5	21/10/2014 20:50	27.79	86.0	5.66	5.4
SR5	21/10/2014 2:55	27.36	111.7	7.51	1.8	SR5	21/10/2014 8:55	27.69	95.0	6.27	2.8	SR5	21/10/2014 14:55	28.02	127.9	8.50	2.3	SR5	21/10/2014 20:55	27.79	86.4	5.68	5.4
SR5	21/10/2014 3:00	27.30	112.7	7.59	1.5	SR5	21/10/2014 9:00	27.69	94.4	6.23	3.2	SR5	21/10/2014 15:00	28.02	128.2	8.52	1.9	SR5	21/10/2014 21:00	27.79	86.9	5.72	5.1
SR5	21/10/2014 3:05	27.22	114.1	7.71	1.0	SR5	21/10/2014 9:05	27.69	93.7	6.19	3.3	SR5	21/10/2014 15:05	28.03	128.4	8.53	1.8	SR5	21/10/2014 21:05	27.78	88.3	5.80	5.5
SR5	21/10/2014 3:10	27.21	114.1	7.72	1.0	SR5	21/10/2014 9:10	27.68	94.5	6.24	3.4	SR5	21/10/2014 15:10	28.03	128.4	8.53	1.9	SR5	21/10/2014 21:10	27.78	89.3	5.87	6.1
SR5	21/10/2014 3:15	27.15	114.4	7.75	0.9	SR5	21/10/2014 9:15	27.69	94.3	6.23	3.4	SR5	21/10/2014 15:15	28.04	129.8	8.62	2.6	SR5	21/10/2014 21:15	27.78	88.4	5.81	5.5
SR5	21/10/2014 3:20	27.24	114.3	7.73	1.0	SR5	21/10/2014 9:20	27.69	93.8	6.19	3.4	SR5	21/10/2014 15:20	28.05	130.0	8.63	2.4	SR5	21/10/2014 21:20	27.76	93.3	6.15	3.8
SR5	21/10/2014 3:25	27.20	114.8	7.77	0.9	SR5	21/10/2014 9:25	27.69	93.8	6.19	3.2	SR5	21/10/2014 15:25	28.06	130.4	8.66	1.4	SR5	21/10/2014 21:25	27.80	95.2	6.27	3.9
SR5	21/10/2014 3:30	27.22	113.9	7.71	0.9	SR5	21/10/2014 9:30	27.70	93.5	6.17	3.9	SR5	21/10/2014 15:30	28.08	129.4	8.59	1.7	SR5	21/10/2014 21:30	27.80	94.8	6.24	4.3
SR5	21/10/2014 3:35	27.23	113.0	7.64	0.9	SR5	21/10/2014 9:35	27.69	95.0	6.27	3.2	SR5	21/10/2014 15:35	28.12	130.6	8.66	1.6	SR5	21/10/2014 21:35	27.80	94.8	6.24	4.3
SR5	21/10/2014 3:40	27.24	112.9	7.64	1.0	SR5	21/10/2014 9:40	27.69	94.4	6.23	3.0	SR5	21/10/2014 15:40	28.12	130.8	8.67	1.6	SR5	21/10/2014 21:40	27.80	94.3	6.21	4.1
SR5	21/10/2014 3:45	27.25	112.3	7.59	0.8	SR5	21/10/2014 9:45	27.70	95.1	6.28	3.6	SR5	21/10/2014 15:45	28.13	130.3	8.64	1.5	SR5	21/10/2014 21:45	27.80	94.0	6.19	3.8
SR5	21/10/2014 3:50	27.28	111.1	7.50	0.8	SR5	21/10/2014 9:50	27.71	95.5	6.30	3.7	SR5	21/10/2014 15:50	28.13	130.3	8.64	1.6	SR5	21/10/2014 21:50	27.79	93.9	6.18	4.4
SR5	21/10/2014 3:55	27.35	111.5	7.52	1.1	SR5	21/10/2014 9:55	27.73	96.6	6.38	2.5	SR5	21/10/2014 15:55	28.14	131.3	8.71	1.7	SR5	21/10/2014 21:55	27.80	93.9	6.18	4.8
SR5	21/10/2014 4:00	27.38	111.4	7.51	1.3	SR5	21/10/2014 10:00	27.73	97.1	6.41	2.6	SR5	21/10/2014 16:00	28.09	130.6	8.67	1.9	SR5	21/10/2014 22:00	27.79	94.2	6.20	5.1
SR5	21/10/2014 4:05	27.38	111.0	7.48	1.2	SR5	21/10/2014 10:05	27.74	96.6	6.38	3.3	SR5	21/10/2014 16:05	28.09	131.2	8.71	1.4	SR5	21/10/2014 22:05	27.78	94.6	6.23	4.2
SR5	21/10/2014 4:10	27.38	111.0	7.48	0.9	SR5	21/10/2014 10:10	27.73	96.7	6.38	2.7	SR5	21/10/2014 16:10	28.08	130.4	8.66	2.0	SR5	21/10/2014 22:10	27.79	95.9	6.31	3.8
SR5	21/10/2014 4:15	27.44	112.2	7.55	1.0	SR5	21/10/2014 10:15	27.74	97.0	6.40	3.3	SR5	21/10/2014 16:15	28.07	128.5	8.53	2.0	SR5	21/10/2014 22:15	27.79	95.7	6.30	4.6
SR5	21/10/2014 4:20	27.43	112.0	7.54	0.9	SR5	21/10/2014 10:20	27.73	96.2	6.35	3.5	SR5	21/10/2014 16:20	28.05	129.1	8.57	1.4	SR5	21/10/2014 22:20	27.80	95.9	6.31	4.2
SR5	21/10/2014 4:25	27.45	110.8	7.45	1.4	SR5	21/10/2014 10:25	27.73	97.9	6.47	2.3	SR5	21/10/2014 16:25	28.05	129.6	8.61	2.0	SR5	21/10/2014 22:25	27.80	95.7	6.30	4.1
SR5	21/10/2014 4:30	27.45	110.9	7.45	1.2	SR5	21/10/2014 10:30	27.73	98.8	6.53	2.7	SR5	21/10/2014 16:30	28.05	129.6	8.61	1.4	SR5	21/10/2014 22:30	27.80	95.5	6.29	5.9
SR5	21/10/2014 4:35	27.45	109.4	7.35	1.2	SR5	21/10/2014 10:35	27.75	100.6	6.65	2.3	SR5	21/10/2014 16:35	27.99	127.3	8.46	1.4	SR5	21/10/2014 22:35	27.80	95.3	6.28	5.0
SR5	21/10/2014 4:40	27.53	110.1	7.37	1.5	SR5	21/10/2014 10:40	27.75	100.1	6.62	2.0	SR5	21/10/2014 16:40	28.00	126.1	8.38	1.9	SR5	21/10/2014 22:40	27.80	95.2	6.27	5.0
SR5	21/10/2014 4:45	27.51	109.7	7.35	1.4	SR5	21/10/2014 10:45	27.74	101.4	6.71	2.2	SR5	21/10/2014 16:45	28.00	126.6	8.41	2.4	SR5	21/10/2014 22:45	27.80	95.2	6.27	4.6
SR5	21/10/2014 4:50	27.53	109.3	7.32	1.5	SR5	21/10/2014 10:50	27.73	101.2	6.70	2.0	SR5	21/10/2014 16:50	27.98	124.2	8.25	1.6	SR5	21/10/2014 22:50	27.81	95.6	6.29	3.9
SR5	21/10/2014 4:55	27.53	107.8	7.20	1.8	SR5	21/10/2014 10:55	27.75	101.1	6.69	2.0	SR5	21/10/2014 16:55	28.00	124.0	8.24	1.2	SR5	21/10/2014 22:55	27.81	96.2	6.34	2.9
SR5	21/10/2014 5:00	27.55	107.2	7.15	2.4	SR5	21/10/2014 11:00	27.74	101.2	6.70	2.3	SR5	21/10/2014 17:00	27.97	123.2	8.18	1.7	SR5	21/10/2014 23:00	27.82	96.4	6.35	4.0
SR5	21/10/2014 5:05	27.57	105.8	7.04	2.7	SR5	21/10/2014 11:05	27.75	102.3	6.77	2.4	SR5	21/10/2014 17:05	27.92	121.7	8.09	2.6	SR5	21/10/2014 23:05	27.82	96.6	6.37	3.2
SR5	21/10/2014 5:10	27.56	106.0	7.07	1.7	SR5	21/10/2014 11:10	27.79	109.2	7.23	1.4	SR5	21/10/2014 17:10	27.83	117.2	7.79	1.9	SR5	21/10/2014 23:10	27.83	97.9	6.45	2.9
SR5	21/10/2014 5:15	27.56	105.8	7.05	1.8	SR5	21/10/2014 11:15	27.78	112.4	7.45	1.2	SR5	21/10/2014 17:15	27.85	116.9	7.77	1.8	SR5	21/10/2014 23:15	27.82	97.1	6.40	2.6
SR5	21/10/2014 5:20	27.55	105.9	7.06	1.8	SR5	21/10/2014 11:20	27.78	109.4	7.25	1.3	SR5	21/10/2014 17:20	27.82	115.0	7.64	2.6	SR5	21/10/2014 23:20	27.76	102.4	6.78	1.7
SR5	21/10/2014 5:25	27.57	103.2	6.87	2.5	SR5	21/10/2014 11:25	27.80	111.1	7.36	1.3	SR5	21/10/2014 17:25	27.77	109.4	7.27	3.9	SR5	21/10/2014 23:25	27.76	101.5	6.72	2.1
SR5	21/10/2014 5:30	27.59	102.2	6.79	3.9	SR5	21/10/2014 11:30	27.83	112.0	7.42	1.0	SR5	21/10/2014 17:30	27.78	106.2	7.04	4.1	SR5	21/10/2014 23:30	27.77	101.0	6.68	2.1
SR5	21/10/2014 5:35	27.64	99.9	6.62	2.6	SR5	21/10/2014 11:35	27.79	111.2	7.37	0.9	SR5	21/10/2014 17:35	27.77	105.8	7.02	3.6	SR5	21/10/2014 23:35	27.76	102.1	6.75	2.1
SR5	21/10/2014 5:40	27.63	100.2	6.65	2.4	SR5	21/10/2014 11:40	27.80	111.4	7.38	1.0	SR5	21/10/2014 17:40	27.78	106.8	7.08	4.7	SR5	21/10/2014 23:40	27.78	102.7	6.79	1.6
SR5	21/10/2014 5:45	27.65	98.3	6.51	2.8	SR5	21/10/2014 11:45	27.76	110.5	7.32	1.8	SR5	21/10/2014 17:45	27.80	103.8	6.87	4.3	SR5	21/10/2014 23:45	27.79	101.9	6.74	1.8
SR5	21/10/2014 5:50	27.66	97.3	6.44	2.4	SR5	21/10/2014 11:50	27.82	114.0	7.56	1.2	SR5	21/10/2014 17:50	27.80	102.6	6.78	4.1	SR5	21/10/2014 23:50	27.79	102.1	6.76	1.8
SR5	21/10/2014 5:55	27.66	96.3	6.38	2.3	SR5	21/10/2014 11:55	27.85	113.5	7.52	1.4	SR5	21/10/2014 17:55	27.80	100.7	6.65	4.7	SR5	21/10/2014 23:55	27.78	103.9	6.88	1.8

Station	Timestamp	Temp (° C)	DO (%)	DO (mg/L)	Tur (NTU)	Station	Timestamp	Temp (° C)	DO (%)	DO (mg/L)	Tur (NTU)	Station	Timestamp	Temp (° C)	DO (%)	DO (mg/L)	Tur (NTU)	Station	Timestamp	Temp (°C)	DO (%)	DO (mg/L)	Tur (NTU)
SR9	21/10/2014 0:00	27.44	109.6	7.23	2.8	SR9	21/10/2014 6:00	27.13	98.1	6.59	2.8	SR9	21/10/2014 12:00	27.24	103.4	6.93	2.7	SR9	21/10/2014 18:00	27.51	106.8	7.14	3.9
SR9	21/10/2014 0:05	27.44	109.9	7.26	2.8	SR9	21/10/2014 6:05	27.14	98.9	6.62	2.7	SR9	21/10/2014 12:05	27.42	110.5	7.38	2.6	SR9	21/10/2014 18:05	27.62	109.7	7.32	3.4
SR9	21/10/2014 0:10	27.44	109.4	7.23	2.6	SR9	21/10/2014 6:10	27.13	97.7	6.55	2.4	SR9	21/10/2014 12:10	27.31	107.2	7.18	2.4	SR9	21/10/2014 18:10	27.61	110.0	7.35	3.9
SR9	21/10/2014 0:15	27.44	110.1	7.27	3.4	SR9	21/10/2014 6:15	27.12	96.7	6.49	2.7	SR9	21/10/2014 12:15	27.23	107.5	7.20	2.8	SR9	21/10/2014 18:15	27.47	104.6	7.00	4.6
SR9	21/10/2014 0:20	27.44	109.9	7.25	2.8	SR9	21/10/2014 6:20	27.13	97.6	6.55	2.6	SR9	21/10/2014 12:20	27.33	110.0	7.37	2.7	SR9	21/10/2014 18:20	27.57	106.3	7.10	3.4
SR9	21/10/2014 0:25	27.43	108.8	7.18	3.0	SR9	21/10/2014 6:25	27.12	97.4	6.54	3.0	SR9	21/10/2014 12:25	27.40	112.6	7.53	2.2	SR9	21/10/2014 18:25	27.52	109.2	7.30	3.6
SR9	21/10/2014 0:30	27.43	108.6	7.16	2.5	SR9	21/10/2014 6:30	27.12	97.1	6.49	3.0	SR9	21/10/2014 12:30	27.37	110.9	7.43	2.5	SR9	21/10/2014 18:30	27.48	110.4	7.38	3.7
SR9	21/10/2014 0:35	27.43	108.5	7.15	3.1	SR9	21/10/2014 6:35	27.12	96.6	6.46	2.7	SR9	21/10/2014 12:35	27.46	115.3	7.69	2.3	SR9	21/10/2014 18:35	27.45	108.6	7.27	3.7
SR9	21/10/2014 0:40	27.43	108.4	7.15	2.9	SR9	21/10/2014 6:40	27.11	96.0	6.42	2.9	SR9	21/10/2014 12:40	27.34	109.8	7.33	2.6	SR9	21/10/2014 18:40	27.36	104.7	7.02	4.1
SR9	21/10/2014 0:45	27.43	107.8	7.12	2.9	SR9	21/10/2014 6:45	27.11	95.7	6.40	2.8	SR9	21/10/2014 12:45	27.38	112.1	7.49	2.6	SR9	21/10/2014 18:45	27.49	109.4	7.31	3.1
SR9	21/10/2014 0:50	27.42	108.0	7.13	3.1	SR9	21/10/2014 6:50	27.11	96.7	6.47	2.6	SR9	21/10/2014 12:50	27.20	103.2	6.91	3.0	SR9	21/10/2014 18:50	27.34	105.7	7.07	4.2
SR9	21/10/2014 0:55	27.40	108.0	7.13	2.9	SR9	21/10/2014 6:55	27.09	96.6	6.46	3.6	SR9	21/10/2014 12:55	27.35	112.2	7.49	2.5	SR9	21/10/2014 18:55	27.32	104.0	6.97	**5.0**
SR9	21/10/2014 1:00	27.40	106.7	7.05	3.0	SR9	21/10/2014 7:00	27.09	96.3	6.47	3.2	SR9	21/10/2014 13:00	27.53	110.9	7.38	2.2	SR9	21/10/2014 19:00	27.32	102.7	6.87	4.4
SR9	21/10/2014 1:05	27.39	106.5	7.03	3.0	SR9	21/10/2014 7:05	27.09	95.9	6.43	2.8	SR9	21/10/2014 13:05	27.40	112.2	7.49	2.4	SR9	21/10/2014 19:05	27.47	110.9	7.42	3.6
SR9	21/10/2014 1:10	27.38	105.7	6.98	2.7	SR9	21/10/2014 7:10	27.09	96.2	6.44	2.7	SR9	21/10/2014 13:10	27.45	112.3	7.49	2.7	SR9	21/10/2014 19:10	27.43	108.7	7.28	4.1
SR9	21/10/2014 1:15	27.37	105.4	6.96	2.7	SR9	21/10/2014 7:15	27.08	95.7	6.41	2.9	SR9	21/10/2014 13:15	27.49	109.8	7.32	2.3	SR9	21/10/2014 19:15	27.35	105.5	7.05	4.3
SR9	21/10/2014 1:20	27.37	105.0	6.94	3.0	SR9	21/10/2014 7:20	27.08	95.6	6.41	3.6	SR9	21/10/2014 13:20	27.39	110.0	7.35	2.5	SR9	21/10/2014 19:20	27.30	103.8	6.96	**5.1**
SR9	21/10/2014 1:25	27.36	104.6	6.91	3.4	SR9	21/10/2014 7:25	27.06	95.9	6.43	3.0	SR9	21/10/2014 13:25	27.53	119.3	7.92	2.5	SR9	21/10/2014 19:25	27.44	109.2	7.27	4.2
SR9	21/10/2014 1:30	27.37	104.2	6.88	2.8	SR9	21/10/2014 7:30	27.07	96.1	6.46	3.7	SR9	21/10/2014 13:30	27.54	118.5	7.89	2.2	SR9	21/10/2014 19:30	27.45	108.7	7.25	4.6
SR9	21/10/2014 1:35	27.37	103.5	6.84	3.1	SR9	21/10/2014 7:35	27.07	96.5	6.49	2.5	SR9	21/10/2014 13:35	27.41	116.2	7.77	2.5	SR9	21/10/2014 19:35	27.46	109.0	7.26	4.0
SR9	21/10/2014 1:40	27.37	103.7	6.86	3.0	SR9	21/10/2014 7:40	27.07	95.4	6.41	3.7	SR9	21/10/2014 13:40	27.44	117.4	7.85	2.6	SR9	21/10/2014 19:40	27.46	108.9	7.26	4.1
SR9	21/10/2014 1:45	27.36	102.1	6.76	3.2	SR9	21/10/2014 7:45	27.07	96.5	6.49	2.7	SR9	21/10/2014 13:45	27.35	108.6	7.29	3.0	SR9	21/10/2014 19:45	27.46	109.3	7.29	4.0
SR9	21/10/2014 1:50	27.36	102.5	6.78	2.9	SR9	21/10/2014 7:50	27.08	96.9	6.52	2.2	SR9	21/10/2014 13:50	27.44	110.9	7.42	2.7	SR9	21/10/2014 19:50	27.44	109.6	7.31	4.0
SR9	21/10/2014 1:55	27.35	101.0	6.68	3.0	SR9	21/10/2014 7:55	27.08	97.0	6.52	2.7	SR9	21/10/2014 13:55	27.44	111.8	7.49	3.1	SR9	21/10/2014 19:55	27.43	108.0	7.20	4.1
SR9	21/10/2014 2:00	27.35	100.0	6.62	3.3	SR9	21/10/2014 8:00	27.07	96.7	6.50	3.0	SR9	21/10/2014 14:00	27.41	103.4	6.93	3.0	SR9	21/10/2014 20:00	27.43	109.2	7.28	3.8
SR9	21/10/2014 2:05	27.35	101.6	6.72	3.2	SR9	21/10/2014 8:05	27.07	96.5	6.49	3.3	SR9	21/10/2014 14:05	27.42	107.3	7.19	3.0	SR9	21/10/2014 20:05	27.43	108.8	7.26	4.1
SR9	21/10/2014 2:10	27.35	99.9	6.61	2.9	SR9	21/10/2014 8:10	27.09	96.0	6.46	2.2	SR9	21/10/2014 14:10	27.24	105.5	7.10	3.0	SR9	21/10/2014 20:10	27.42	107.4	7.11	4.6
SR9	21/10/2014 2:15	27.35	100.1	6.62	2.7	SR9	21/10/2014 8:15	27.10	96.7	6.50	2.3	SR9	21/10/2014 14:15	27.43	110.5	7.39	2.9	SR9	21/10/2014 20:15	27.40	106.2	7.07	4.7
SR9	21/10/2014 2:20	27.35	100.2	6.63	2.7	SR9	21/10/2014 8:20	27.10	96.6	6.49	2.4	SR9	21/10/2014 14:20	27.49	114.8	7.68	2.6	SR9	21/10/2014 20:20	27.40	107.2	7.15	4.3
SR9	21/10/2014 2:25	27.34	100.6	6.66	3.3	SR9	21/10/2014 8:25	27.11	96.7	6.49	2.6	SR9	21/10/2014 14:25	27.46	115.5	7.73	2.7	SR9	21/10/2014 20:25	27.40	107.9	7.16	3.9
SR9	21/10/2014 2:30	27.33	100.3	6.64	2.9	SR9	21/10/2014 8:30	27.11	97.5	6.54	2.4	SR9	21/10/2014 14:30	27.45	111.6	7.47	2.6	SR9	21/10/2014 20:30	27.38	110.5	7.32	3.4
SR9	21/10/2014 2:35	27.32	98.3	6.51	3.2	SR9	21/10/2014 8:35	27.11	96.6	6.48	2.2	SR9	21/10/2014 14:35	27.40	115.4	7.73	2.6	SR9	21/10/2014 20:35	27.37	109.2	7.27	3.5
SR9	21/10/2014 2:40	27.32	98.2	6.51	3.2	SR9	21/10/2014 8:40	27.11	96.7	6.47	2.5	SR9	21/10/2014 14:40	27.43	117.7	7.88	2.9	SR9	21/10/2014 20:40	27.37	107.9	7.20	3.4
SR9	21/10/2014 2:45	27.31	98.4	6.54	2.9	SR9	21/10/2014 8:45	27.12	96.7	6.50	3.5	SR9	21/10/2014 14:45	27.52	119.7	8.00	2.8	SR9	21/10/2014 20:45	27.38	106.4	7.04	4.0
SR9	21/10/2014 2:50	27.31	100.6	6.69	3.3	SR9	21/10/2014 8:50	27.12	96.9	6.49	2.3	SR9	21/10/2014 14:50	27.52	120.9	8.08	2.8	SR9	21/10/2014 20:50	27.37	105.0	6.96	3.4
SR9	21/10/2014 2:55	27.31	101.1	6.73	3.0	SR9	21/10/2014 8:55	27.12	96.9	6.50	2.6	SR9	21/10/2014 14:55	27.53	122.9	8.21	2.8	SR9	21/10/2014 20:55	27.34	102.6	6.84	3.3
SR9	21/10/2014 3:00	27.29	99.5	6.62	2.9	SR9	21/10/2014 9:00	27.13	97.1	6.50	2.6	SR9	21/10/2014 15:00	27.49	121.4	8.12	3.1	SR9	21/10/2014 21:00	27.31	99.2	6.60	3.3
SR9	21/10/2014 3:05	27.29	98.5	6.55	4.0	SR9	21/10/2014 9:05	27.13	97.4	6.53	2.4	SR9	21/10/2014 15:05	27.54	120.5	8.04	3.0	SR9	21/10/2014 21:05	27.27	95.8	6.38	3.3
SR9	21/10/2014 3:10	27.30	98.2	6.55	3.2	SR9	21/10/2014 9:10	27.12	96.3	6.46	3.1	SR9	21/10/2014 15:10	27.55	120.6	8.05	3.1	SR9	21/10/2014 21:10	27.26	94.3	6.30	3.3
SR9	21/10/2014 3:15	27.30	100.7	6.70	3.3	SR9	21/10/2014 9:15	27.13	97.0	6.50	3.0	SR9	21/10/2014 15:15	27.59	117.0	7.81	3.2	SR9	21/10/2014 21:15	27.27	95.4	6.37	3.5
SR9	21/10/2014 3:20	27.29	99.6	6.62	3.1	SR9	21/10/2014 9:20	27.11	95.1	6.38	4.3	SR9	21/10/2014 15:20	27.49	123.6	8.26	3.3	SR9	21/10/2014 21:20	27.29	97.2	6.45	3.8
SR9	21/10/2014 3:25	27.30	100.6	6.68	2.9	SR9	21/10/2014 9:25	27.13	94.5	6.34	3.6	SR9	21/10/2014 15:25	27.49	124.0	8.28	3.9	SR9	21/10/2014 21:25	27.28	97.8	6.49	3.6
SR9	21/10/2014 3:30	27.29	100.7	6.68	3.0	SR9	21/10/2014 9:30	27.15	96.9	6.50	2.8	SR9	21/10/2014 15:30	27.47	123.1	8.22	3.7	SR9	21/10/2014 21:30	27.26	98.5	6.57	3.5
SR9	21/10/2014 3:35	27.29	100.9	6.77	3.3	SR9	21/10/2014 9:35	27.15	96.4	6.46	2.9	SR9	21/10/2014 15:35	27.52	117.8	7.87	**5.1**	SR9	21/10/2014 21:35	27.26	98.0	6.51	3.5
SR9	21/10/2014 3:40	27.30	102.7	6.87	2.8	SR9	21/10/2014 9:40	27.16	95.7	6.41	2.6	SR9	21/10/2014 15:40	27.52	117.1	7.82	**5.1**	SR9	21/10/2014 21:40	27.24	97.5	6.50	3.5
SR9	21/10/2014 3:45	27.30	102.3	6.86	2.9	SR9	21/10/2014 9:45	27.12	92.5	6.20	4.1	SR9	21/10/2014 15:45	27.50	118.8	7.94	**5.4**	SR9	21/10/2014 21:45	27.25	101.7	6.79	3.2
SR9	21/10/2014 3:50	27.29	103.2	6.91	2.9	SR9	21/10/2014 9:50	27.13	91.0	6.09	4.2	SR9	21/10/2014 15:50	27.50	122.0	8.15	4.6	SR9	21/10/2014 21:50	27.26	104.6	6.98	3.1
SR9	21/10/2014 3:55	27.28	102.1	6.85	3.1	SR9	21/10/2014 9:55	27.14	91.1	6.11	3.2	SR9	21/10/2014 15:55	27.54	129.0	8.61	4.6	SR9	21/10/2014 21:55	27.30	106.6	7.11	2.9
SR9	21/10/2014 4:00	27.28	101.1	6.77	3.1	SR9	21/10/2014 10:00	27.12	93.9	6.30	3.6	SR9	21/10/2014 16:00	27.57	133.0	8.88	3.1	SR9	21/10/2014 22:00	27.31	107.5	7.16	2.8
SR9	21/10/2014 4:05	27.27	101.9	6.82	3.0	SR9	21/10/2014 10:05	27.14	91.0	6.10	3.9	SR9	21/10/2014 16:05	27.60	133.3	8.90	3.1	SR9	21/10/2014 22:05	27.30	107.0	7.14	3.1
SR9	21/10/2014 4:10	27.24	98.9	6.64	3.6	SR9	21/10/2014 10:10	27.15	91.1	6.11	3.7	SR9	21/10/2014 16:10	27.70	132.3	8.82	3.5	SR9	21/10/2014 22:10	27.28	106.7	7.12	3.5
SR9	21/10/2014 4:15	27.23	97.9	6.57	4.2	SR9	21/10/2014 10:15	27.12	90.3	6.06	4.3	SR9	21/10/2014 16:15	27.69	129.1	8.60	3.9	SR9	21/10/2014 22:15	27.28	106.1	7.08	3.2
SR9	21/10/2014 4:20	27.22	97.9	6.57	3.7	SR9	21/10/2014 10:20	27.13	91.6	6.14	4.1	SR9	21/10/2014 16:20	27.74	127.6	8.51	3.9	SR9	21/10/2014 22:20	27.28	105.2	7.05	3.6
SR9	21/10/2014 4:25	27.20	97.8	6.57	3.6	SR9	21/10/2014 10:25	27.15	91.7	6.16	3.9	SR9	21/10/2014 16:25	27.71	122.1	8.14	4.1	SR9	21/10/2014 22:25	27.25	105.2	7.06	3.5
SR9	21/10/2014 4:30	27.21	97.5	6.54	3.6	SR9	21/10/2014 10:30	27.11	90.4	6.07	**6.5**	SR9	21/10/2014 16:30	27.74	121.7	8.11	4.4	SR9	21/10/2014 22:30	27.24	104.2	6.99	3.7
SR9	21/10/2014 4:35	27.18	98.3	6.60	3.5	SR9	21/10/2014 10:35	27.18	92.6	6.21	2.5	SR9	21/10/2014 16:35	27.75	119.4	7.92	3.9	SR9	21/10/2014 22:35	27.23	103.4	6.96	3.7
SR9	21/10/2014 4:40	27.18	98.8	6.63	3.1	SR9	21/10/2014 10:40	27.17	93.2	6.25	2.6	SR9	21/10/2014 16:40	27.75	120.9	8.06	4.2	SR9	21/10/2014 22:40	27.22	103.4	6.98	3.5
SR9	21/10/2014 4:45	27.18	99.0	6.63	3.2	SR9	21/10/2014 10:45	27.16	92.3	6.19	2.6	SR9	21/10/2014 16:45	27.80	122.4	8.16	3.8	SR9	21/10/2014 22:45	27.20	103.1	6.96	3.5
SR9	21/10/2014 4:50	27.18	99.4	6.66	2.8	SR9	21/10/2014 10:50	27.15	92.0	6.16	2.6	SR9	21/10/2014 16:50	27.77	121.0	8.07	3.9	SR9	21/10/2014 22:50	27.21	104.6	7.06	4.0
SR9	21/10/2014 4:55	27.18	98.7	6.60	3.0	SR9	21/10/2014 10:55	27.13	92.8	6.23	3.0	SR9	21/10/2014 16:55	27.77	120.4	8.03	**6.0**	SR9	21/10/2014 22:55	27.24	105.6	7.11	3.2
SR9	21/10/2014 5:00	27.18	98.8	6.62	2.9	SR9	21/10/2014 11:00	27.14	93.5	6.28	2.8	SR9	21/10/2014 17:00	27.77	120.7	8.05	3.7	SR9	21/10/2014 23:00	27.22	102.4	6.93	3.9
SR9	21/10/2014 5:05	27.16	98.7	6.62	3.0	SR9	21/10/2014 11:05	27.29	97.4	6.52	2.2	SR9	21/10/2014 17:05	27.76	120.5	8.02	4.1	SR9	21/10/2014 23:05	27.22	102.6	6.89	4.0
SR9	21/10/2014 5:10	27.17	98.4	6.59	2.5	SR9	21/10/2014 11:10	27.33	97.9	6.55	2.2	SR9	21/10/2014 17:10	27.75	120.3	8.02	3.9	SR9	21/10/2014 23:10	27.27	107.8	7.20	2.9
SR9	21/10/2014 5:15	27.17	99.2	6.64	2.9	SR9	21/10/2014 11:15	27.27	96.6	6.47	2.4	SR9	21/10/2014 17:15	27.72	120.0	7.98	3.6	SR9	21/10/2014 23:15	27.26	107.9	7.19	2.9
SR9	21/10/2014 5:20	27.17	98.3	6.59	2.5	SR9	21/10/2014 11:20	27.21	96.5	6.47	2.5	SR9	21/10/2014 17:20	27.71	120.5	8.02	3.8	SR9	21/10/2014 23:20	27.23	107.3	7.16	3.3
SR9	21/10/2014 5:25	27.17	98.7	6.61	3.3	SR9	21/10/2014 11:25	27.21	97.1	6.51	2.6	SR9	21/10/2014 17:25	27.72	118.6	7.89	4.0	SR9	21/10/2014 23:25	27.22	106.5	7.11	3.1
SR9	21/10/2014 5:30	27.16	98.4	6.60	3.0	SR9	21/10/2014 11:30	27.16	97.0	6.51	3.3	SR9	21/10/2014 17:30	27.71	118.4	7.88	3.5	SR9	21/10/2014 23:30	27.21	105.7	7.06	3.1
SR9	21/10/2014 5:35	27.15	97.6	6.55	2.8	SR9	21/10/2014 11:35	27.20	98.8	6.62	2.7	SR9	21/10/2014 17:35	27.60	113.7	7.58	3.7	SR9	21/10/2014 23:35	27.21	105.9	7.07	3.3
SR9	21/10/2014 5:40	27.15	98.3	6.60	2.6	SR9	21/10/2014 11:40	27.19	99.7	6.69	3.0	SR9	21/10/2014 17:40	27.70	118.2	7.86	3.0	SR9	21/10/2014 23:40	27.22	106.5	7.11	3.2
SR9	21/10/2014 5:45	27.15	98.2	6.59	2.6	SR9	21/10/2014 11:45	27.27	103.9	6.96	2.7	SR9	21/10/2014 17:45	27.66	111.7	7.45	3.6	SR9	21/10/2014 23:45	27.22	106.5	7.12	3.1
SR9	21/10/2014 5:50	27.15	98.6	6.61	2.7	SR9	21/10/2014 11:50	27.28	103.2	6.91	2.6	SR9	21/10/2014 17:50	27.59	109.1	7.29	3.8	SR9	21/10/2014 23:50	27.23	106.8	7.13	3.1
SR9	21/10/2014 5:55	27.14	98.5	6.63	2.4	SR9	21/10/2014 11:55	27.32	103.4	6.92	2.4	SR9	21/10/2014 17:55	27.55	108.4	7.25	4.2	SR9	21/10/2014 23:55	27.24	108.4	7.25	2.9

Station	Timestamp	Temp (° C)	DO (%)	DO (mg/L)	Tur (NTU)	Station	Timestamp	Temp (° C)	DO (%)	DO (mg/L)	Tur (NTU)	Station	Timestamp	Temp (° C)	DO (%)	DO (mg/L)	Tur (NTU)	Station	Timestamp	Temp (°C)	DO (%)	DO (mg/L)	Tur (NTU)
SR10	21/10/2014 0:00	27.57	83.1	**5.59**	2.0	SR10	21/10/2014 6:00	27.53	83.3	**5.59**	2.2	SR10	21/10/2014 12:00	27.68	86.2	**5.77**	2.0	SR10	21/10/2014 18:00	28.04	81.9	**5.46**	2.1
SR10	21/10/2014 0:05	27.58	78.8	**5.29**	2.5	SR10	21/10/2014 6:05	27.52	83.3	**5.59**	2.8	SR10	21/10/2014 12:05	27.72	86.2	**5.77**	2.1	SR10	21/10/2014 18:05	28.06	82.6	**5.51**	1.7
SR10	21/10/2014 0:10	27.59	78.6	**5.28**	2.8	SR10	21/10/2014 6:10	27.51	84.0	**5.64**	3.0	SR10	21/10/2014 12:10	27.73	83.5	**5.59**	2.9	SR10	21/10/2014 18:10	28.08	83.8	**5.59**	1.6
SR10	21/10/2014 0:15	27.58	73.8	**4.96**	1.9	SR10	21/10/2014 6:15	27.52	83.4	**5.60**	2.7	SR10	21/10/2014 12:15	27.77	81.7	**5.47**	2.0	SR10	21/10/2014 18:15	28.13	88.2	**5.88**	1.1
SR10	21/10/2014 0:20	27.58	73.8	**4.96**	2.4	SR10	21/10/2014 6:20	27.51	83.9	**5.63**	2.3	SR10	21/10/2014 12:20	27.75	80.1	**5.36**	2.1	SR10	21/10/2014 18:20	28.09	83.0	**5.54**	1.3
SR10	21/10/2014 0:25	27.58	69.6	**4.68**	2.2	SR10	21/10/2014 6:25	27.52	84.9	**5.70**	3.1	SR10	21/10/2014 12:25	27.77	81.0	**5.42**	2.0	SR10	21/10/2014 18:25	28.16	90.3	6.02	1.4
SR10	21/10/2014 0:30	27.58	71.4	**4.80**	2.9	SR10	21/10/2014 6:30	27.53	84.4	**5.67**	4.2	SR10	21/10/2014 12:30	27.86	83.0	**5.54**	1.8	SR10	21/10/2014 18:30	28.17	90.3	6.01	1.4
SR10	21/10/2014 0:35	27.58	69.9	**4.70**	2.3	SR10	21/10/2014 6:35	27.51	84.6	**5.69**	4.3	SR10	21/10/2014 12:35	27.84	85.1	**5.69**	1.8	SR10	21/10/2014 18:35	28.18	92.4	6.16	1.3
SR10	21/10/2014 0:40	27.58	67.7	**4.55**	2.0	SR10	21/10/2014 6:40	27.46	84.5	**5.68**	1.9	SR10	21/10/2014 12:40	27.72	82.4	**5.52**	2.5	SR10	21/10/2014 18:40	28.15	91.0	6.06	1.8
SR10	21/10/2014 0:45	27.58	69.8	**4.69**	**4.9**	SR10	21/10/2014 6:45	27.49	84.6	**5.69**	2.0	SR10	21/10/2014 12:45	27.79	81.2	**5.43**	2.3	SR10	21/10/2014 18:45	28.11	88.9	**5.93**	2.0
SR10	21/10/2014 0:50	27.58	72.7	**4.89**	3.4	SR10	21/10/2014 6:50	27.49	84.5	**5.68**	2.1	SR10	21/10/2014 12:50	27.89	86.6	**5.79**	1.7	SR10	21/10/2014 18:50	28.10	89.1	**5.94**	1.8
SR10	21/10/2014 0:55	27.57	77.5	**5.21**	2.7	SR10	21/10/2014 6:55	27.48	84.3	**5.67**	2.2	SR10	21/10/2014 12:55	27.92	89.4	5.97	1.1	SR10	21/10/2014 18:55	28.07	87.0	**5.80**	2.2
SR10	21/10/2014 1:00	27.56	83.3	**5.60**	2.8	SR10	21/10/2014 7:00	27.48	84.3	**5.67**	2.6	SR10	21/10/2014 13:00	28.14	89.2	**5.94**	1.2	SR10	21/10/2014 19:00	28.04	82.7	**5.52**	2.1
SR10	21/10/2014 1:05	27.55	85.5	**5.75**	2.9	SR10	21/10/2014 7:05	27.48	84.6	**5.69**	2.0	SR10	21/10/2014 13:05	27.94	89.5	5.98	1.6	SR10	21/10/2014 19:05	28.04	84.3	**5.63**	1.8
SR10	21/10/2014 1:10	27.55	85.2	**5.73**	2.6	SR10	21/10/2014 7:10	27.50	84.6	**5.69**	2.0	SR10	21/10/2014 13:10	27.92	89.7	5.99	1.8	SR10	21/10/2014 19:10	28.02	82.6	**5.52**	1.9
SR10	21/10/2014 1:15	27.55	85.0	**5.71**	2.7	SR10	21/10/2014 7:15	27.50	84.8	**5.70**	2.0	SR10	21/10/2014 13:15	27.89	89.4	5.98	1.7	SR10	21/10/2014 19:15	28.03	81.6	**5.45**	1.7
SR10	21/10/2014 1:20	27.55	85.0	**5.72**	2.5	SR10	21/10/2014 7:20	27.51	85.0	**5.71**	2.1	SR10	21/10/2014 13:20	27.86	89.6	5.99	2.4	SR10	21/10/2014 19:20	28.01	80.2	**5.35**	2.4
SR10	21/10/2014 1:25	27.56	85.8	**5.77**	2.8	SR10	21/10/2014 7:25	27.49	84.9	**5.71**	2.8	SR10	21/10/2014 13:25	27.84	89.5	5.98	2.0	SR10	21/10/2014 19:25	27.98	80.2	**5.36**	2.2
SR10	21/10/2014 1:30	27.56	85.6	**5.75**	2.7	SR10	21/10/2014 7:30	27.50	84.7	**5.69**	1.9	SR10	21/10/2014 13:30	27.85	89.6	5.99	1.7	SR10	21/10/2014 19:30	27.97	80.9	**5.41**	2.8
SR10	21/10/2014 1:35	27.55	85.6	**5.75**	3.9	SR10	21/10/2014 7:35	27.50	84.7	**5.70**	2.2	SR10	21/10/2014 13:35	27.83	89.7	6.00	1.6	SR10	21/10/2014 19:35	27.95	80.7	**5.40**	2.1
SR10	21/10/2014 1:40	27.53	84.7	**5.69**	4.2	SR10	21/10/2014 7:40	27.50	84.8	**5.70**	3.8	SR10	21/10/2014 13:40	27.93	90.3	6.03	1.6	SR10	21/10/2014 19:40	27.95	80.3	**5.37**	2.5
SR10	21/10/2014 1:45	27.56	85.1	**5.72**	**5.0**	SR10	21/10/2014 7:45	27.49	85.0	**5.71**	3.0	SR10	21/10/2014 13:45	27.89	90.2	6.03	1.6	SR10	21/10/2014 19:45	27.92	79.7	**5.33**	2.1
SR10	21/10/2014 1:50	27.56	86.6	**5.81**	**6.3**	SR10	21/10/2014 7:50	27.50	84.0	**5.65**	1.9	SR10	21/10/2014 13:50	27.87	90.5	6.05	2.0	SR10	21/10/2014 19:50	27.89	81.5	**5.45**	2.2
SR10	21/10/2014 1:55	27.57	86.9	**5.83**	**8.7**	SR10	21/10/2014 7:55	27.51	84.0	**5.65**	2.5	SR10	21/10/2014 13:55	27.86	90.6	6.06	1.8	SR10	21/10/2014 19:55	27.89	79.8	**5.34**	2.1
SR10	21/10/2014 2:00	27.57	86.7	**5.82**	3.6	SR10	21/10/2014 8:00	27.51	84.7	**5.70**	1.9	SR10	21/10/2014 14:00	27.87	91.0	6.09	2.0	SR10	21/10/2014 20:00	27.89	76.9	**5.14**	2.1
SR10	21/10/2014 2:05	27.56	86.5	**5.81**	4.2	SR10	21/10/2014 8:05	27.51	83.9	**5.65**	2.2	SR10	21/10/2014 14:05	27.87	91.1	6.09	1.9	SR10	21/10/2014 20:05	27.89	76.1	**5.10**	2.2
SR10	21/10/2014 2:10	27.57	86.3	**5.79**	3.8	SR10	21/10/2014 8:10	27.50	81.7	**5.49**	2.5	SR10	21/10/2014 14:10	27.84	91.2	6.10	2.0	SR10	21/10/2014 20:10	27.89	73.8	**4.94**	2.1
SR10	21/10/2014 2:15	27.57	86.2	**5.79**	4.6	SR10	21/10/2014 8:15	27.51	84.1	**5.66**	1.8	SR10	21/10/2014 14:15	27.93	91.7	6.12	2.0	SR10	21/10/2014 20:15	27.87	73.7	**4.93**	2.3
SR10	21/10/2014 2:20	27.55	85.8	**5.76**	**5.1**	SR10	21/10/2014 8:20	27.51	83.8	**5.63**	2.1	SR10	21/10/2014 14:20	27.87	91.4	6.11	1.8	SR10	21/10/2014 20:20	27.86	75.9	**5.08**	2.5
SR10	21/10/2014 2:25	27.54	85.7	**5.74**	4.6	SR10	21/10/2014 8:25	27.51	82.4	**5.54**	2.4	SR10	21/10/2014 14:25	27.92	92.3	6.17	1.7	SR10	21/10/2014 20:25	27.82	87.3	**5.85**	2.3
SR10	21/10/2014 2:30	27.53	85.4	**5.72**	**5.7**	SR10	21/10/2014 8:30	27.52	84.1	**5.65**	1.7	SR10	21/10/2014 14:30	27.89	92.2	6.17	2.0	SR10	21/10/2014 20:30	27.81	87.4	**5.86**	2.4
SR10	21/10/2014 2:35	27.51	85.1	**5.70**	4.1	SR10	21/10/2014 8:35	27.52	85.0	**5.71**	1.7	SR10						SR10	21/10/2014 20:35	27.82	88.1	**5.90**	2.4
SR10	21/10/2014 2:40	27.54	85.3	**5.72**	4.5	SR10	21/10/2014 8:40	27.52	84.3	**5.67**	2.3	SR10						SR10	21/10/2014 20:40	27.81	87.3	**5.85**	2.7
SR10	21/10/2014 2:45	27.55	85.7	**5.75**	**5.1**	SR10	21/10/2014 8:45	27.52	84.1	**5.66**	2.2	SR10						SR10	21/10/2014 20:45	27.82	88.3	**5.91**	2.0
SR10	21/10/2014 2:50	27.54	84.7	**5.68**	4.2	SR10	21/10/2014 8:50	27.52	84.8	**5.71**	1.6	SR10						SR10	21/10/2014 20:50	27.82	88.6	**5.93**	2.3
SR10	21/10/2014 2:55	27.54	86.6	**5.81**	3.2	SR10	21/10/2014 8:55	27.53	85.3	**5.73**	1.9	SR10						SR10	21/10/2014 20:55	27.82	89.0	**5.96**	2.2
SR10	21/10/2014 3:00	27.52	86.8	**5.83**	3.3	SR10	21/10/2014 9:00	27.56	85.3	**5.73**	1.5	SR10						SR10	21/10/2014 21:00	27.80	88.9	**5.95**	2.1
SR10	21/10/2014 3:05	27.52	86.0	**5.77**	**7.4**	SR10	21/10/2014 9:05	27.56	84.1	**5.65**	1.6	SR10						SR10	21/10/2014 21:05	27.81	89.0	**5.96**	2.5
SR10	21/10/2014 3:10	27.55	87.1	**5.84**	4.2	SR10	21/10/2014 9:10	27.61	85.8	**5.77**	1.6	SR10	21/10/2014 15:10	27.98	92.7	6.19	1.8	SR10	21/10/2014 21:10	27.79	88.5	**5.93**	2.6
SR10	21/10/2014 3:15	27.55	87.6	**5.87**	**6.2**	SR10	21/10/2014 9:15	27.63	85.5	**5.74**	1.3	SR10	21/10/2014 15:15	27.98	92.9	6.20	2.6	SR10	21/10/2014 21:15	27.76	88.0	**5.89**	2.5
SR10	21/10/2014 3:20	27.55	86.8	**5.82**	4.3	SR10	21/10/2014 9:20	27.56	83.5	**5.62**	1.9	SR10	21/10/2014 15:20	27.99	92.8	6.19	1.6	SR10	21/10/2014 21:20	27.77	87.8	**5.88**	2.8
SR10	21/10/2014 3:25	27.53	85.3	**5.72**	3.2	SR10	21/10/2014 9:25	27.57	82.9	**5.58**	2.6	SR10	21/10/2014 15:25	28.03	92.5	6.17	2.1	SR10	21/10/2014 21:25	27.77	87.9	**5.88**	2.9
SR10	21/10/2014 3:30	27.52	85.4	**5.74**	3.6	SR10	21/10/2014 9:30	27.60	83.3	**5.60**	1.8	SR10	21/10/2014 15:30	28.00	91.9	6.13	2.9	SR10	21/10/2014 21:30	27.76	87.8	**5.88**	2.7
SR10	21/10/2014 3:35	27.53	85.7	**5.75**	3.3	SR10	21/10/2014 9:35	27.59	82.7	**5.55**	1.8	SR10	21/10/2014 15:35	28.03	92.3	6.15	2.6	SR10	21/10/2014 21:35	27.75	87.8	**5.88**	2.4
SR10	21/10/2014 3:40	27.54	86.4	**5.80**	3.3	SR10	21/10/2014 9:40	27.58	83.1	**5.58**	1.6	SR10	21/10/2014 15:40	28.00	88.3	**5.89**	2.5	SR10	21/10/2014 21:40	27.74	87.6	**5.87**	2.8
SR10	21/10/2014 3:45	27.53	85.4	**5.73**	4.0	SR10	21/10/2014 9:45	27.58	85.3	**5.73**	2.3	SR10	21/10/2014 15:45	27.99	85.0	**5.67**	2.3	SR10	21/10/2014 21:45	27.74	87.3	**5.85**	2.9
SR10	21/10/2014 3:50	27.51	84.9	**5.70**	3.6	SR10	21/10/2014 9:50	27.57	82.4	**5.54**	2.0	SR10	21/10/2014 15:50	28.00	85.7	**5.72**	2.3	SR10	21/10/2014 21:50	27.74	87.5	**5.86**	2.5
SR10	21/10/2014 3:55	27.55	86.6	**5.81**	3.0	SR10	21/10/2014 9:55	27.59	83.1	**5.58**	1.8	SR10	21/10/2014 15:55	27.96	85.9	**5.73**	2.0	SR10	21/10/2014 21:55	27.74	87.0	**5.83**	2.9
SR10	21/10/2014 4:00	27.52	85.3	**5.72**	4.6	SR10	21/10/2014 10:00	27.57	82.0	**5.51**	2.0	SR10	21/10/2014 16:00	27.92	83.3	**5.57**	2.2	SR10	21/10/2014 22:00	27.74	86.2	**5.78**	2.7
SR10	21/10/2014 4:05	27.52	85.0	**5.71**	4.0	SR10	21/10/2014 10:05	27.57	83.1	**5.59**	2.1	SR10	21/10/2014 16:05	27.91	78.9	**5.27**	2.2	SR10	21/10/2014 22:05	27.74	87.2	**5.84**	2.8
SR10	21/10/2014 4:10	27.52	84.0	**5.64**	3.7	SR10	21/10/2014 10:10	27.57	79.6	**5.35**	2.0	SR10	21/10/2014 16:10	27.91	76.8	**5.13**	2.0	SR10	21/10/2014 22:10	27.73	87.1	**5.84**	3.0
SR10	21/10/2014 4:15	27.52	81.2	**5.45**	3.5	SR10	21/10/2014 10:15	27.62	85.5	**5.74**	1.6	SR10	21/10/2014 16:15	27.90	79.2	**5.29**	2.8	SR10	21/10/2014 22:15	27.73	86.7	**5.81**	2.6
SR10	21/10/2014 4:20	27.51	80.3	**5.39**	2.6	SR10	21/10/2014 10:20	27.60	84.3	**5.66**	1.4	SR10	21/10/2014 16:20	27.93	82.0	**5.48**	1.7	SR10	21/10/2014 22:20	27.73	87.2	**5.85**	1.3
SR10	21/10/2014 4:25	27.51	83.2	**5.58**	3.0	SR10	21/10/2014 10:25	27.60	82.9	**5.56**	1.6	SR10	21/10/2014 16:25	27.94	86.5	**5.78**	1.3	SR10	21/10/2014 22:25	27.74	85.4	**5.72**	1.7
SR10	21/10/2014 4:30	27.49	82.6	**5.55**	2.4	SR10	21/10/2014 10:30	27.60	83.8	**5.63**	1.4	SR10	21/10/2014 16:30	27.93	87.3	**5.84**	1.3	SR10	21/10/2014 22:30	27.73	84.8	**5.68**	1.0
SR10	21/10/2014 4:35	27.50	82.8	**5.56**	2.4	SR10	21/10/2014 10:35	27.60	83.4	**5.60**	1.6	SR10	21/10/2014 16:35	27.93	88.3	**5.90**	1.6	SR10	21/10/2014 22:35	27.74	81.8	**5.49**	1.5
SR10	21/10/2014 4:40	27.49	81.2	**5.46**	2.3	SR10	21/10/2014 10:40	27.60	81.3	**5.46**	1.8	SR10	21/10/2014 16:40	27.92	86.9	**5.81**	1.3	SR10	21/10/2014 22:40	27.74	79.8	**5.35**	1.7
SR10	21/10/2014 4:45	27.50	82.8	**5.57**	2.3	SR10	21/10/2014 10:45	27.59	80.9	**5.44**	1.7	SR10	21/10/2014 16:45	27.93	86.9	**5.81**	1.3	SR10	21/10/2014 22:45	27.74	79.4	**5.32**	0.8
SR10	21/10/2014 4:50	27.50	82.0	**5.51**	2.5	SR10	21/10/2014 10:50	27.58	81.2	**5.46**	1.6	SR10	21/10/2014 16:50	27.94	87.4	**5.85**	1.3	SR10	21/10/2014 22:50	27.74	80.8	**5.42**	1.6
SR10	21/10/2014 4:55	27.50	81.7	**5.49**	2.3	SR10	21/10/2014 10:55	27.57	81.3	**5.47**	1.8	SR10	21/10/2014 16:55	27.94	86.7	**5.80**	1.5	SR10	21/10/2014 22:55	27.74	83.5	**5.60**	1.2
SR10	21/10/2014 5:00	27.50	82.2	**5.52**	2.9	SR10	21/10/2014 11:00	27.57	82.2	**5.52**	2.0	SR10	21/10/2014 17:00	27.94	86.5	**5.78**	1.8	SR10	21/10/2014 23:00	27.73	85.3	**5.72**	1.9
SR10	21/10/2014 5:05	27.50	82.1	**5.52**	2.6	SR10	21/10/2014 11:05	27.56	81.8	**5.50**	1.8	SR10	21/10/2014 17:05	27.94	89.3	5.97	1.1	SR10	21/10/2014 23:05	27.73	84.2	**5.65**	2.1
SR10	21/10/2014 5:10	27.50	82.7	**5.56**	2.4	SR10	21/10/2014 11:10	27.56	81.8	**5.50**	1.9	SR10	21/10/2014 17:10	27.94	88.1	**5.89**	2.0	SR10	21/10/2014 23:10	27.73	85.5	**5.74**	1.0
SR10	21/10/2014 5:15	27.52	83.0	**5.58**	2.4	SR10	21/10/2014 11:15	27.57	76.8	**5.16**	1.8	SR10	21/10/2014 17:15	27.95	86.1	**5.76**	1.5	SR10	21/10/2014 23:15	27.72	85.7	**5.75**	1.3
SR10	21/10/2014 5:20	27.51	82.6	**5.55**	2.4	SR10	21/10/2014 11:20	27.57	74.9	**5.03**	2.0	SR10	21/10/2014 17:20	27.96	85.5	**5.71**	1.4	SR10	21/10/2014 23:20	27.71	86.6	**5.82**	1.6
SR10	21/10/2014 5:25	27.52	84.4	**5.67**	3.0	SR10	21/10/2014 11:25	27.56	79.7	**5.36**	2.0	SR10	21/10/2014 17:25	27.97	85.0	**5.68**	1.5	SR10	21/10/2014 23:25	27.71	86.1	**5.77**	3.0
SR10	21/10/2014 5:30	27.50	82.3	**5.53**	3.1	SR10	21/10/2014 11:30	27.58	77.1	**5.18**	1.8	SR10	21/10/2014 17:30	27.99	85.8	**5.73**	1.8	SR10	21/10/2014 23:30	27.70	83.1	**5.57**	3.1
SR10	21/10/2014 5:35	27.50	80.3	**5.40**	2.6	SR10	21/10/2014 11:35	27.57	76.8	**5.16**	2.2	SR10	21/10/2014 17:35	28.00	84.2	**5.63**	2.5	SR10	21/10/2014 23:35	27.70	74.9	**5.02**	3.4
SR10	21/10/2014 5:40	27.52	83.1	**5.58**	2.8	SR10	21/10/2014 11:40	27.64	84.6	**5.68**	2.0	SR10	21/10/2014 17:40	28.01	82.4	**5.50**	1.6	SR10	21/10/2014 23:40	27.66	75.9	**5.09**	3.0
SR10	21/10/2014 5:45	27.52	83.4	**5.60**	2.6	SR10	21/10/2014 11:45	27.68	84.8	**5.69**	2.2	SR10	21/10/2014 17:45	28.00	82.7	**5.53**	1.8	SR10	21/10/2014 23:45	27.64	74.5	**5.00**	4.1
SR10	21/10/2014 5:50	27.52	82.2	**5.53**	1.9	SR10	21/10/2014 11:50	27.67	82.6	**5.54**	1.9	SR10	21/10/2014 17:50	28.02	83.9	**5.60**	1.7	SR10	21/10/2014 23:50	27.64	74.2	**4.98**	3.3
SR10	21/10/2014 5:55	27.53	83.8	**5.62**	3.0	SR10	21/10/2014 11:55	27.67	83.7	**5.61**	2.0	SR10	21/10/2014 17:55	28.04	83.6	**5.58**	1.6	SR10	21/10/2014 23:55	27.67	69.6	**4.66**	1.5

Station	Timestamp	Temp (° C)	DO (%)	DO (mg/L)	Tur (NTU)	Station	Timestamp	Temp (° C)	DO (%)	DO (mg/L)	Tur (NTU)	Station	Timestamp	Temp (° C)	DO (%)	DO (mg/L)	Tur (NTU)	Station	Timestamp	Temp (°C)	DO (%)	DO (mg/L)	Tur (NTU)
SR11	21/10/2014 0:00	27.83	78.5	**5.27**	1.3	SR11	21/10/2014 6:00	27.65	67.1	**4.52**	0.9	SR11	21/10/2014 12:00	27.74	73.0	**4.92**	3.0	SR11	21/10/2014 18:00	28.22	96.6	6.34	1.0
SR11	21/10/2014 0:05	27.81	76.7	**5.15**	1.0	SR11	21/10/2014 6:05	27.65	67.5	**4.55**	1.3	SR11	21/10/2014 12:05	27.79	71.2	**4.78**	2.4	SR11	21/10/2014 18:05	28.14	93.1	6.12	1.2
SR11	21/10/2014 0:10	27.81	80.4	**5.40**	0.9	SR11	21/10/2014 6:10	27.64	65.8	**4.43**	1.3	SR11	21/10/2014 12:10	27.76	72.4	**4.86**	2.6	SR11	21/10/2014 18:10	28.09	95.6	6.29	1.4
SR11	21/10/2014 0:15	27.79	77.9	**5.24**	0.9	SR11	21/10/2014 6:15	27.65	70.4	**4.73**	1.2	SR11	21/10/2014 12:15	27.79	75.2	**5.06**	2.5	SR11	21/10/2014 18:15	28.10	94.6	6.22	0.8
SR11	21/10/2014 0:20	27.79	78.0	**5.25**	0.9	SR11	21/10/2014 6:20	27.65	70.4	**4.74**	1.4	SR11	21/10/2014 12:20	27.80	76.2	**5.12**	2.5	SR11	21/10/2014 18:20	28.05	95.0	6.25	0.9
SR11	21/10/2014 0:25	27.80	83.0	**5.57**	1.1	SR11	21/10/2014 6:25	27.63	69.0	**4.65**	1.4	SR11	21/10/2014 12:25	27.79	76.4	**5.14**	3.1	SR11	21/10/2014 18:25	27.98	94.5	6.23	0.9
SR11	21/10/2014 0:30	27.80	79.6	**5.34**	0.5	SR11	21/10/2014 6:30	27.63	67.8	**4.57**	0.7	SR11	21/10/2014 12:30	27.78	74.8	**5.04**	3.3	SR11	21/10/2014 18:30	28.08	94.8	6.24	1.1
SR11	21/10/2014 0:35	27.80	83.4	**5.60**	0.4	SR11	21/10/2014 6:35	27.63	68.6	**4.62**	1.0	SR11	21/10/2014 12:35	27.79	74.7	**5.03**	3.1	SR11	21/10/2014 18:35	28.10	94.2	6.19	0.9
SR11	21/10/2014 0:40	27.79	80.9	**5.45**	0.6	SR11	21/10/2014 6:40	27.63	68.4	**4.61**	0.3	SR11	21/10/2014 12:40	27.78	74.4	**5.01**	2.7	SR11	21/10/2014 18:40	28.08	91.5	6.02	1.1
SR11	21/10/2014 0:45	27.79	83.2	**5.60**	0.5	SR11	21/10/2014 6:45	27.64	72.9	**4.91**	0.6	SR11	21/10/2014 12:45	27.86	73.7	**4.96**	2.2	SR11	21/10/2014 18:45	28.10	92.4	6.07	1.1
SR11	21/10/2014 0:50	27.79	83.3	**5.60**	0.7	SR11	21/10/2014 6:50	27.62	72.2	**4.87**	1.3	SR11	21/10/2014 12:50	27.82	75.6	**5.09**	2.3	SR11	21/10/2014 18:50	28.11	92.2	6.06	0.9
SR11	21/10/2014 0:55	27.79	82.9	**5.57**	0.5	SR11	21/10/2014 6:55	27.63	71.4	**4.81**	0.9	SR11	21/10/2014 12:55	27.78	77.6	**5.23**	2.5	SR11	21/10/2014 18:55	28.12	91.9	6.04	1.0
SR11	21/10/2014 1:00	27.80	83.5	**5.61**	0.5	SR11	21/10/2014 7:00	27.63	68.9	**4.63**	0.9	SR11						SR11	21/10/2014 19:00	28.15	93.5	6.14	0.9
SR11	21/10/2014 1:05	27.80	84.4	**5.66**	0.3	SR11	21/10/2014 7:05	27.63	67.9	**4.58**	0.7	SR11						SR11	21/10/2014 19:05	28.17	94.3	6.19	0.8
SR11	21/10/2014 1:10	27.80	82.7	**5.55**	0.7	SR11	21/10/2014 7:10	27.62	67.5	**4.54**	0.5	SR11						SR11	21/10/2014 19:10	28.18	94.9	6.23	0.8
SR11	21/10/2014 1:15	27.80	82.1	**5.51**	0.9	SR11	21/10/2014 7:15	27.62	68.5	**4.62**	0.7	SR11						SR11	21/10/2014 19:15	28.14	93.0	6.11	0.8
SR11	21/10/2014 1:20	27.79	83.1	**5.57**	0.6	SR11	21/10/2014 7:20	27.64	69.1	**4.65**	0.7	SR11	21/10/2014 13:20	27.82	78.6	**5.20**	3.3	SR11	21/10/2014 19:20	28.13	94.2	6.19	1.0
SR11	21/10/2014 1:25	27.79	82.2	**5.51**	0.7	SR11	21/10/2014 7:25	27.63	68.1	**4.59**	0.9	SR11	21/10/2014 13:25	27.93	79.3	**5.23**	3.8	SR11	21/10/2014 19:25	28.12	95.0	6.24	1.0
SR11	21/10/2014 1:30	27.79	82.5	**5.53**	0.6	SR11	21/10/2014 7:30	27.63	68.9	**4.64**	0.9	SR11	21/10/2014 13:30	27.90	84.9	**5.60**	2.2	SR11	21/10/2014 19:30	28.11	93.8	6.17	0.9
SR11	21/10/2014 1:35	27.78	82.9	**5.57**	1.0	SR11	21/10/2014 7:35	27.63	69.2	**4.65**	0.6	SR11	21/10/2014 13:35	27.87	78.7	**5.19**	3.6	SR11	21/10/2014 19:35	28.09	93.2	6.12	0.7
SR11	21/10/2014 1:40	27.78	80.7	**5.41**	0.5	SR11	21/10/2014 7:40	27.62	68.4	**4.61**	0.8	SR11	21/10/2014 13:40	28.02	85.5	**5.63**	1.9	SR11	21/10/2014 19:40	28.10	93.8	6.17	0.7
SR11	21/10/2014 1:45	27.77	79.8	**5.36**	0.5	SR11	21/10/2014 7:45	27.63	69.6	**4.69**	0.6	SR11	21/10/2014 13:45	27.94	83.8	**5.52**	1.8	SR11	21/10/2014 19:45	28.07	93.9	6.18	0.8
SR11	21/10/2014 1:50	27.77	79.8	**5.36**	0.5	SR11	21/10/2014 7:50	27.62	69.0	**4.65**	0.9	SR11	21/10/2014 13:50	28.07	85.2	**5.60**	1.0	SR11	21/10/2014 19:50	28.03	92.7	6.10	1.0
SR11	21/10/2014 1:55	27.77	79.1	**5.32**	0.7	SR11	21/10/2014 7:55	27.62	69.5	**4.69**	0.9	SR11	21/10/2014 13:55	27.93	80.9	**5.34**	3.4	SR11	21/10/2014 19:55	28.03	92.6	6.09	0.9
SR11	21/10/2014 2:00	27.77	81.2	**5.46**	0.6	SR11	21/10/2014 8:00	27.63	71.3	**4.80**	0.7	SR11	21/10/2014 14:00	28.07	90.3	**5.94**	1.1	SR11	21/10/2014 20:00	28.00	91.3	6.01	1.0
SR11	21/10/2014 2:05	27.76	80.3	**5.40**	0.7	SR11	21/10/2014 8:05	27.60	72.9	**4.91**	2.6	SR11	21/10/2014 14:05	28.06	89.8	**5.91**	1.1	SR11	21/10/2014 20:05	27.97	90.5	**5.96**	0.9
SR11	21/10/2014 2:10	27.77	81.4	**5.48**	0.5	SR11	21/10/2014 8:10	27.66	71.8	**4.84**	1.0	SR11	21/10/2014 14:10	27.92	87.5	**5.77**	2.6	SR11	21/10/2014 20:10	27.96	89.5	**5.89**	1.3
SR11	21/10/2014 2:15	27.77	81.7	**5.49**	0.4	SR11	21/10/2014 8:15	27.66	71.7	**4.83**	1.1	SR11	21/10/2014 14:15	27.97	89.2	**5.87**	2.6	SR11	21/10/2014 20:15	27.96	90.9	5.99	1.1
SR11	21/10/2014 2:20	27.77	82.6	**5.55**	0.5	SR11	21/10/2014 8:20	27.66	73.8	**4.97**	1.3	SR11	21/10/2014 14:20	28.00	90.3	**5.94**	1.5	SR11	21/10/2014 20:20	27.95	90.6	5.97	0.8
SR11	21/10/2014 2:25	27.77	82.2	**5.52**	0.3	SR11	21/10/2014 8:25	27.65	71.4	**4.81**	1.1	SR11	21/10/2014 14:25	27.99	94.1	6.20	1.0	SR11	21/10/2014 20:25	27.95	88.7	**5.85**	1.2
SR11	21/10/2014 2:30	27.76	80.3	**5.39**	0.5	SR11	21/10/2014 8:30	27.64	71.3	**4.81**	1.3	SR11	21/10/2014 14:30	27.96	90.3	**5.95**	1.4	SR11	21/10/2014 20:30	27.95	87.9	**5.79**	1.0
SR11	21/10/2014 2:35	27.75	79.1	**5.31**	0.7	SR11	21/10/2014 8:35	27.66	73.3	**4.94**	1.6	SR11	21/10/2014 14:35	27.97	92.5	6.09	1.3	SR11	21/10/2014 20:35	27.95	87.1	**5.74**	0.9
SR11	21/10/2014 2:40	27.75	77.9	**5.23**	0.6	SR11	21/10/2014 8:40	27.63	72.0	**4.86**	1.3	SR11	21/10/2014 14:40	28.06	95.7	6.29	1.0	SR11	21/10/2014 20:40	27.96	86.6	**5.70**	1.2
SR11	21/10/2014 2:45	27.74	75.7	**5.09**	0.7	SR11	21/10/2014 8:45	27.61	75.1	**5.06**	1.8	SR11	21/10/2014 14:45	27.95	91.5	6.03	1.5	SR11	21/10/2014 20:45	27.96	85.3	**5.62**	0.9
SR11	21/10/2014 2:50	27.74	76.5	**5.14**	1.0	SR11	21/10/2014 8:50	27.62	69.9	**4.72**	1.9	SR11	21/10/2014 14:50	27.97	93.9	6.19	1.1	SR11	21/10/2014 20:50	27.97	84.3	**5.55**	1.3
SR11	21/10/2014 2:55	27.74	76.8	**5.16**	1.1	SR11	21/10/2014 8:55	27.62	68.5	**4.62**	2.1	SR11	21/10/2014 14:55	27.95	97.3	6.41	1.6	SR11	21/10/2014 20:55	27.98	82.6	**5.44**	1.1
SR11	21/10/2014 3:00	27.74	78.0	**5.24**	0.8	SR11	21/10/2014 9:00	27.64	68.7	**4.63**	0.6	SR11	21/10/2014 15:00	28.02	94.7	6.23	0.9	SR11	21/10/2014 21:00	27.98	83.6	**5.51**	1.2
SR11	21/10/2014 3:05	27.74	78.3	**5.26**	1.1	SR11	21/10/2014 9:05	27.63	70.2	**4.73**	1.4	SR11	21/10/2014 15:05	28.02	89.3	**5.87**	1.1	SR11	21/10/2014 21:05	27.98	80.2	**5.28**	1.6
SR11	21/10/2014 3:10	27.74	77.4	**5.21**	0.7	SR11	21/10/2014 9:10	27.63	68.5	**4.62**	1.3	SR11	21/10/2014 15:10	28.05	95.6	6.28	1.1	SR11	21/10/2014 21:10	27.98	81.0	**5.33**	1.8
SR11	21/10/2014 3:15	27.74	78.3	**5.26**	0.8	SR11	21/10/2014 9:15	27.65	71.0	**4.79**	1.3	SR11	21/10/2014 15:15	28.06	95.6	6.28	0.9	SR11	21/10/2014 21:15	27.98	78.5	**5.17**	1.5
SR11	21/10/2014 3:20	27.74	77.6	**5.22**	0.8	SR11	21/10/2014 9:20	27.63	70.2	**4.73**	2.4	SR11	21/10/2014 15:20	28.07	92.8	6.10	0.7	SR11	21/10/2014 21:20	27.98	78.4	**5.16**	1.3
SR11	21/10/2014 3:25	27.74	78.3	**5.27**	0.7	SR11	21/10/2014 9:25	27.63	72.3	**4.88**	2.6	SR11	21/10/2014 15:25	28.02	93.5	6.15	2.5	SR11	21/10/2014 21:25	27.98	78.2	**5.15**	1.5
SR11	21/10/2014 3:30	27.73	78.4	**5.27**	0.6	SR11	21/10/2014 9:30	27.65	75.1	**5.06**	1.4	SR11	21/10/2014 15:30	28.14	92.5	6.07	1.7	SR11	21/10/2014 21:30	27.98	75.7	**4.98**	1.4
SR11	21/10/2014 3:35	27.74	79.0	**5.32**	0.5	SR11	21/10/2014 9:35	27.63	69.0	**4.64**	2.3	SR11	21/10/2014 15:35	28.23	96.7	6.34	1.1	SR11	21/10/2014 21:35	27.98	75.6	**4.98**	1.4
SR11	21/10/2014 3:40	27.74	79.2	**5.32**	0.4	SR11	21/10/2014 9:40	27.66	73.1	**4.93**	2.3	SR11	21/10/2014 15:40	28.32	97.0	6.35	0.9	SR11	21/10/2014 21:40	27.97	71.6	**4.71**	1.6
SR11	21/10/2014 3:45	27.74	80.1	**5.40**	0.4	SR11	21/10/2014 9:45	27.63	69.0	**4.65**	1.3	SR11	21/10/2014 15:45	28.25	95.6	6.27	1.0	SR11	21/10/2014 21:45	27.98	71.2	**4.69**	1.4
SR11	21/10/2014 3:50	27.73	79.3	**5.34**	0.6	SR11	21/10/2014 9:50	27.66	74.4	**5.02**	1.6	SR11	21/10/2014 15:50	28.43	96.6	6.31	1.0	SR11	21/10/2014 21:50	27.97	70.5	**4.64**	1.6
SR11	21/10/2014 3:55	27.74	79.4	**5.34**	0.5	SR11	21/10/2014 9:55	27.64	70.5	**4.76**	1.9	SR11	21/10/2014 15:55	28.09	90.7	**5.96**	2.0	SR11	21/10/2014 21:55	27.98	72.5	**4.77**	0.8
SR11	21/10/2014 4:00	27.73	78.8	**5.30**	0.9	SR11	21/10/2014 10:00	27.65	73.1	**4.93**	1.6	SR11	21/10/2014 16:00	28.36	98.2	6.42	1.3	SR11	21/10/2014 22:00	27.97	72.7	**4.78**	1.4
SR11	21/10/2014 4:05	27.73	78.2	**5.27**	0.7	SR11	21/10/2014 10:05	27.65	73.0	**4.93**	1.6	SR11	21/10/2014 16:05	28.15	92.8	6.09	1.5	SR11	21/10/2014 22:05	27.98	72.6	**4.78**	1.4
SR11	21/10/2014 4:10	27.72	80.0	**5.39**	0.6	SR11	21/10/2014 10:10	27.65	70.9	**4.78**	2.4	SR11	21/10/2014 16:10	28.10	93.9	6.17	1.1	SR11	21/10/2014 22:10	27.98	71.8	**4.73**	1.3
SR11	21/10/2014 4:15	27.72	78.0	**5.24**	0.7	SR11	21/10/2014 10:15	27.62	66.5	**4.49**	0.9	SR11	21/10/2014 16:15	28.03	90.1	**5.92**	1.6	SR11	21/10/2014 22:15	27.98	72.7	**4.78**	0.8
SR11	21/10/2014 4:20	27.72	77.8	**5.24**	0.4	SR11	21/10/2014 10:20	27.64	69.7	**4.71**	1.2	SR11	21/10/2014 16:20	28.17	90.6	**5.95**	1.1	SR11	21/10/2014 22:20	27.97	71.8	**4.73**	1.3
SR11	21/10/2014 4:25	27.71	77.7	**5.23**	0.7	SR11	21/10/2014 10:25	27.64	70.5	**4.76**	1.8	SR11	21/10/2014 16:25	28.02	91.0	5.99	1.4	SR11	21/10/2014 22:25	27.98	72.4	**4.77**	0.7
SR11	21/10/2014 4:30	27.71	77.5	**5.22**	0.6	SR11	21/10/2014 10:30	27.64	68.5	**4.62**	1.2	SR11	21/10/2014 16:30	28.08	91.1	5.98	1.3	SR11	21/10/2014 22:30	27.98	73.2	**4.82**	0.7
SR11	21/10/2014 4:35	27.71	77.0	**5.18**	0.6	SR11	21/10/2014 10:35	27.64	67.0	**4.52**	1.0	SR11	21/10/2014 16:35	28.19	93.0	6.10	1.1	SR11	21/10/2014 22:35	27.98	71.4	**4.70**	0.7
SR11	21/10/2014 4:40	27.70	76.4	**5.14**	0.5	SR11	21/10/2014 10:40	27.66	70.1	**4.73**	2.5	SR11	21/10/2014 16:40	28.35	92.0	6.02	0.9	SR11	21/10/2014 22:40	27.99	72.8	**4.79**	0.5
SR11	21/10/2014 4:45	27.70	76.5	**5.15**	1.0	SR11	21/10/2014 10:45	27.65	68.2	**4.60**	1.5	SR11	21/10/2014 16:45	28.29	90.8	**5.95**	1.2	SR11	21/10/2014 22:45	27.99	71.7	**4.72**	0.5
SR11	21/10/2014 4:50	27.69	75.7	**5.10**	0.4	SR11	21/10/2014 10:50	27.65	67.8	**4.57**	1.7	SR11	21/10/2014 16:50	28.41	93.0	6.08	1.5	SR11	21/10/2014 22:50	27.99	71.4	**4.70**	0.3
SR11	21/10/2014 4:55	27.70	76.3	**5.13**	0.5	SR11	21/10/2014 10:55	27.67	69.3	**4.67**	1.0	SR11	21/10/2014 16:55	28.52	99.4	6.49	1.3	SR11	21/10/2014 22:55	27.98	71.1	**4.68**	0.7
SR11	21/10/2014 5:00	27.69	74.4	**5.01**	0.4	SR11	21/10/2014 11:00	27.66	73.9	**4.98**	4.1	SR11	21/10/2014 17:00	28.44	98.5	6.44	1.1	SR11	21/10/2014 23:00	28.00	74.0	**4.87**	0.4
SR11	21/10/2014 5:05	27.72	75.7	**5.10**	0.6	SR11	21/10/2014 11:05	27.67	68.4	**4.61**	0.9	SR11	21/10/2014 17:05	28.32	97.4	6.38	1.5	SR11	21/10/2014 23:05	27.99	72.4	**4.77**	0.6
SR11	21/10/2014 5:10	27.69	73.6	**4.95**	0.6	SR11	21/10/2014 11:10	27.66	68.2	**4.60**	1.7	SR11	21/10/2014 17:10	28.39	98.1	6.42	1.7	SR11	21/10/2014 23:10	28.00	74.5	**4.90**	0.7
SR11	21/10/2014 5:15	27.69	73.8	**4.96**	0.6	SR11	21/10/2014 11:15	27.68	75.2	**5.07**	3.0	SR11	21/10/2014 17:15	28.36	97.7	6.40	2.0	SR11	21/10/2014 23:15	27.96	69.9	**4.60**	1.8
SR11	21/10/2014 5:20	27.69	76.6	**5.15**	0.8	SR11	21/10/2014 11:20	27.67	76.2	**5.14**	1.7	SR11	21/10/2014 17:20	28.39	98.0	6.41	1.2	SR11	21/10/2014 23:20	27.96	70.3	**4.63**	1.1
SR11	21/10/2014 5:25	27.68	75.4	**5.07**	1.0	SR11	21/10/2014 11:25	27.69	68.7	**4.63**	1.4	SR11	21/10/2014 17:25	28.34	97.7	6.40	1.1	SR11	21/10/2014 23:25	27.95	72.5	**4.77**	1.6
SR11	21/10/2014 5:30	27.66	77.3	**5.21**	0.9	SR11	21/10/2014 11:30	27.69	70.1	**4.72**	2.1	SR11	21/10/2014 17:30	28.30	97.5	6.39	0.8	SR11	21/10/2014 23:30	27.95	69.7	**4.59**	1.0
SR11	21/10/2014 5:35	27.67	72.2	**4.86**	0.9	SR11	21/10/2014 11:35	27.69	73.8	**4.97**	1.6	SR11	21/10/2014 17:35	28.17	97.4	6.40	0.8	SR11	21/10/2014 23:35	27.95	70.5	**4.64**	1.3
SR11	21/10/2014 5:40	27.66	76.2	**5.12**	0.9	SR11	21/10/2014 11:40	27.69	80.5	**5.42**	1.8	SR11	21/10/2014 17:40	28.08	96.4	6.34	1.2	SR11	21/10/2014 23:40	27.96	70.4	**4.64**	1.1
SR11	21/10/2014 5:45	27.67	71.9	**4.84**	1.2	SR11	21/10/2014 11:45	27.68	74.3	**5.01**	1.6	SR11	21/10/2014 17:45	28.07	96.2	6.33	0.8	SR11	21/10/2014 23:45	27.95	71.0	**4.67**	1.1
SR11	21/10/2014 5:50	27.65	73.7	**4.96**	1.6	SR11	21/10/2014 11:50	27.72	70.7	**4.76**	2.5	SR11	21/10/2014 17:50	28.06	95.9	6.31	1.0	SR11	21/10/2014 23:50	27.95	71.8	**4.73**	1.2
SR11	21/10/2014 5:55	27.66	71.4	**4.80**	1.2	SR11	21/10/2014 11:55	27.76	71.5	**4.81**	2.0	SR11	21/10/2014 17:55	28.07	95.4	6.28	1.1	SR11	21/10/2014 23:55	27.96	71.2	**4.69**	1.2

Station	Timestamp	Temp (° C)	DO (%)	DO (mg/L)	Tur (NTU)	Station	Timestamp	Temp (° C)	DO (%)	DO (mg/L)	Tur (NTU)	Station	Timestamp	Temp (° C)	DO (%)	DO (mg/L)	Tur (NTU)	Station	Timestamp	Temp (°C)	DO (%)	DO (mg/L)	Tur (NTU)
SR12	21/10/2014 0:01	27.83	79.4	5.21	4.9	SR12	21/10/2014 6:01	27.80	72.3	4.74	5.2	SR12	21/10/2014 12:01	27.80	82.7	5.43	6.4	SR12	21/10/2014 18:01	27.84	78.2	5.13	9.2
SR12	21/10/2014 0:06	27.84	78.8	5.17	5.2	SR12	21/10/2014 6:06	27.79	72.5	4.76	4.6	SR12	21/10/2014 12:06	27.80	82.6	5.43	5.6	SR12	21/10/2014 18:06	27.84	78.0	5.12	8.2
SR12	21/10/2014 0:11	27.83	81.1	5.32	5.1	SR12	21/10/2014 6:11	27.80	73.1	4.79	5.3	SR12	21/10/2014 12:11	27.79	82.8	5.44	5.8	SR12	21/10/2014 18:11	27.84	78.5	5.15	8.9
SR12	21/10/2014 0:16	27.84	80.6	5.29	5.6	SR12	21/10/2014 6:16	27.80	72.2	4.74	4.7	SR12	21/10/2014 12:16	27.80	83.1	5.46	6.3	SR12	21/10/2014 18:16	27.83	77.3	5.07	8.1
SR12	21/10/2014 0:21	27.83	80.0	5.25	5.2	SR12	21/10/2014 6:21	27.80	70.6	4.63	4.3	SR12	21/10/2014 12:21	27.79	83.8	5.51	6.0	SR12	21/10/2014 18:21	27.84	76.5	5.02	**11.4**
SR12	21/10/2014 0:26	27.82	81.7	5.36	4.5	SR12	21/10/2014 6:26	27.80	71.8	4.71	4.7	SR12	21/10/2014 12:26	27.79	84.4	5.55	5.3	SR12	21/10/2014 18:26	27.83	77.1	5.06	8.5
SR12	21/10/2014 0:31	27.83	81.1	5.32	5.1	SR12	21/10/2014 6:31	27.79	71.4	4.68	4.7	SR12	21/10/2014 12:31	27.79	83.6	5.49	6.6	SR12	21/10/2014 18:31	27.82	76.2	5.01	7.5
SR12	21/10/2014 0:36	27.82	80.3	5.27	4.5	SR12	21/10/2014 6:36	27.79	72.6	4.76	4.2	SR12	21/10/2014 12:36	27.78	84.2	5.54	5.5	SR12	21/10/2014 18:36	27.84	76.0	4.99	7.6
SR12	21/10/2014 0:41	27.83	79.9	5.24	4.4	SR12	21/10/2014 6:41	27.79	71.3	4.68	7.0	SR12	21/10/2014 12:41	27.79	84.0	5.52	5.4	SR12	21/10/2014 18:41	27.84	75.5	4.96	7.5
SR12	21/10/2014 0:46	27.82	81.1	5.32	4.8	SR12	21/10/2014 6:46	27.79	71.6	4.70	6.5	SR12	21/10/2014 12:46	27.80	84.0	5.52	5.8	SR12	21/10/2014 18:46	27.83	74.9	4.92	7.7
SR12	21/10/2014 0:51	27.83	80.2	5.26	5.8	SR12	21/10/2014 6:51	27.79	73.0	4.79	6.4	SR12	21/10/2014 12:51	27.81	84.1	5.53	6.6	SR12	21/10/2014 18:51	27.84	74.5	4.89	7.3
SR12	21/10/2014 0:56	27.82	80.8	5.30	4.6	SR12	21/10/2014 6:56	27.79	73.2	4.80	5.7	SR12	21/10/2014 12:56	27.81	84.3	5.54	6.2	SR12	21/10/2014 18:56	27.84	75.4	4.95	7.4
SR12	21/10/2014 1:01	27.82	80.8	5.30	4.7	SR12	21/10/2014 7:01	27.79	72.7	4.77	4.6	SR12	21/10/2014 13:01	27.81	83.8	5.50	6.2	SR12	21/10/2014 19:01	27.83	76.5	5.03	7.5
SR12	21/10/2014 1:06	27.81	81.4	5.34	5.3	SR12	21/10/2014 7:06	27.79	73.3	4.81	4.7	SR12	21/10/2014 13:06	27.81	84.6	5.56	6.1	SR12	21/10/2014 19:06	27.83	75.1	4.93	7.5
SR12	21/10/2014 1:11	27.81	81.4	5.34	4.7	SR12	21/10/2014 7:11	27.79	72.2	4.74	6.8	SR12	21/10/2014 13:11	27.81	83.9	5.51	6.1	SR12	21/10/2014 19:11	27.83	75.8	4.97	8.8
SR12	21/10/2014 1:16	27.79	82.1	5.39	5.0	SR12	21/10/2014 7:16	27.79	71.8	4.71	6.4	SR12	21/10/2014 13:16	27.82	83.7	5.50	6.0	SR12	21/10/2014 19:16	27.83	75.6	4.96	7.2
SR12	21/10/2014 1:21	27.80	81.7	5.36	4.8	SR12	21/10/2014 7:21	27.79	71.6	4.70	6.2	SR12	21/10/2014 13:21	27.83	85.6	5.62	6.5	SR12	21/10/2014 19:21	27.83	75.1	4.93	8.1
SR12	21/10/2014 1:26	27.79	81.7	5.36	5.0	SR12	21/10/2014 7:26	27.79	71.5	4.69	6.2	SR12	21/10/2014 13:26	27.82	83.9	5.51	6.9	SR12	21/10/2014 19:26	27.82	76.7	5.04	7.1
SR12	21/10/2014 1:31	27.79	81.9	5.38	5.1	SR12	21/10/2014 7:31	27.79	72.6	4.77	6.3	SR12	21/10/2014 13:31	27.82	83.6	5.49	6.2	SR12	21/10/2014 19:31	27.82	75.9	4.98	7.4
SR12	21/10/2014 1:36	27.78	81.4	5.34	4.5	SR12	21/10/2014 7:36	27.79	71.3	4.68	5.8	SR12	21/10/2014 13:36	27.83	84.0	5.52	6.6	SR12	21/10/2014 19:36	27.82	75.4	4.95	8.5
SR12	21/10/2014 1:41	27.78	81.0	5.32	5.5	SR12	21/10/2014 7:41	27.79	71.7	4.71	5.1	SR12	21/10/2014 13:41	27.83	84.4	5.54	6.1	SR12	21/10/2014 19:41	27.82	74.9	4.92	6.9
SR12	21/10/2014 1:46	27.79	80.0	5.25	4.6	SR12	21/10/2014 7:46	27.77	71.7	4.71	4.2	SR12	21/10/2014 13:46	27.83	84.8	5.57	6.7	SR12	21/10/2014 19:46	27.83	74.5	4.89	6.3
SR12	21/10/2014 1:51	27.78	80.5	5.28	4.5	SR12	21/10/2014 7:51	27.78	71.4	4.69	5.4	SR12	21/10/2014 13:51	27.84	84.1	5.52	6.5	SR12	21/10/2014 19:51	27.84	75.8	4.97	7.6
SR12	21/10/2014 1:56	27.78	81.1	5.32	8.4	SR12	21/10/2014 7:56	27.78	71.6	4.70	6.3	SR12	21/10/2014 13:56	27.83	84.0	5.52	6.9	SR12	21/10/2014 19:56	27.83	75.1	4.93	7.2
SR12	21/10/2014 2:01	27.77	81.2	5.33	5.2	SR12	21/10/2014 8:01	27.78	71.0	4.66	6.6	SR12	21/10/2014 14:01	27.83	84.8	5.57	6.6	SR12	21/10/2014 20:01	27.83	76.2	5.00	6.6
SR12	21/10/2014 2:06	27.77	80.6	5.29	4.9	SR12	21/10/2014 8:06	27.78	71.1	4.67	6.9	SR12	21/10/2014 14:06	27.83	84.5	5.55	6.3	SR12	21/10/2014 20:06	27.84	76.5	5.02	6.6
SR12	21/10/2014 2:11	27.77	80.5	5.28	5.3	SR12	21/10/2014 8:11	27.79	71.6	4.70	7.0	SR12	21/10/2014 14:11	27.84	85.5	5.61	6.1	SR12	21/10/2014 20:11	27.84	75.6	4.96	6.9
SR12	21/10/2014 2:16	27.77	80.7	5.30	4.5	SR12	21/10/2014 8:16	27.79	71.7	4.71	6.5	SR12	21/10/2014 14:16	27.84	86.2	5.66	6.1	SR12	21/10/2014 20:16	27.84	75.0	4.92	7.7
SR12	21/10/2014 2:21	27.77	79.4	5.21	4.3	SR12	21/10/2014 8:21	27.80	72.4	4.75	6.2	SR12	21/10/2014 14:21	27.84	86.2	5.66	5.7	SR12	21/10/2014 20:21	27.84	75.4	4.95	7.4
SR12	21/10/2014 2:26	27.77	79.0	5.19	4.4	SR12	21/10/2014 8:26	27.81	73.6	4.83	5.0	SR12	21/10/2014 14:26	27.84	86.0	5.64	6.1	SR12	21/10/2014 20:26	27.84	75.1	4.93	8.4
SR12	21/10/2014 2:31	27.77	78.8	5.17	4.5	SR12	21/10/2014 8:31	27.80	73.3	4.81	5.9	SR12	21/10/2014 14:31	27.85	87.3	5.73	5.4	SR12	21/10/2014 20:31	27.84	76.0	4.99	8.1
SR12	21/10/2014 2:36	27.76	79.4	5.21	4.6	SR12	21/10/2014 8:36	27.80	73.4	4.82	6.0	SR12	21/10/2014 14:36	27.85	86.1	5.65	5.7	SR12	21/10/2014 20:36	27.84	76.6	5.03	7.1
SR12	21/10/2014 2:41	27.76	79.9	5.24	5.5	SR12	21/10/2014 8:41	27.80	73.3	4.81	6.8	SR12	21/10/2014 14:41	27.84	86.1	5.65	5.2	SR12	21/10/2014 20:41	27.84	76.7	5.04	6.8
SR12	21/10/2014 2:46	27.73	81.7	5.37	4.0	SR12	21/10/2014 8:46	27.80	73.6	4.83	5.6	SR12	21/10/2014 14:46	27.84	86.8	5.70	5.3	SR12	21/10/2014 20:46	27.84	76.6	5.03	7.2
SR12	21/10/2014 2:51	27.73	82.2	5.40	4.0	SR12	21/10/2014 8:51	27.80	73.5	4.82	5.5	SR12	21/10/2014 14:51	27.85	87.8	5.77	4.7	SR12	21/10/2014 20:51	27.84	76.8	5.04	7.5
SR12	21/10/2014 2:56	27.73	82.2	5.40	4.2	SR12	21/10/2014 8:56	27.81	73.5	4.82	5.2	SR12	21/10/2014 14:56	27.84	87.5	5.75	4.4	SR12	21/10/2014 20:56	27.84	76.2	5.00	7.5
SR12	21/10/2014 3:01	27.73	80.3	5.28	3.7	SR12	21/10/2014 9:01	27.81	73.5	4.82	5.7	SR12	21/10/2014 15:01	27.85	88.2	5.79	4.8	SR12	21/10/2014 21:01	27.83	76.2	5.00	6.7
SR12	21/10/2014 3:06	27.72	81.9	5.38	3.8	SR12	21/10/2014 9:06	27.81	73.6	4.83	6.3	SR12	21/10/2014 15:06	27.87	90.5	5.95	4.4	SR12	21/10/2014 21:06	27.84	75.7	4.97	8.5
SR12	21/10/2014 3:11	27.72	81.4	5.35	3.3	SR12	21/10/2014 9:11	27.82	73.6	4.83	4.9	SR12	21/10/2014 15:11	27.88	90.4	5.94	4.6	SR12	21/10/2014 21:11	27.83	75.1	4.93	8.0
SR12	21/10/2014 3:16	27.71	80.4	5.29	3.7	SR12	21/10/2014 9:16	27.81	73.6	4.83	5.5	SR12	21/10/2014 15:16	27.87	90.7	5.96	4.4	SR12	21/10/2014 21:16	27.83	76.3	5.01	7.8
SR12	21/10/2014 3:21	27.73	79.4	5.21	3.7	SR12	21/10/2014 9:21	27.81	73.1	4.80	6.6	SR12	21/10/2014 15:21	27.87	90.0	5.91	4.4	SR12	21/10/2014 21:21	27.82	76.0	4.99	7.1
SR12	21/10/2014 3:26	27.72	79.0	5.19	3.7	SR12	21/10/2014 9:26	27.83	75.0	4.92	4.8	SR12	21/10/2014 15:26	27.87	89.5	5.88	4.5	SR12	21/10/2014 21:26	27.82	76.1	5.00	8.1
SR12	21/10/2014 3:31	27.74	78.7	5.17	5.1	SR12	21/10/2014 9:31	27.81	76.2	5.00	4.4	SR12	21/10/2014 15:31	27.87	89.2	5.86	4.8	SR12	21/10/2014 21:31	27.82	81.8	5.37	4.5
SR12	21/10/2014 3:36	27.75	78.8	5.18	4.5	SR12	21/10/2014 9:36	27.81	76.7	5.03	4.1	SR12	21/10/2014 15:36	27.87	89.1	5.85	4.1	SR12	21/10/2014 21:36	27.83	80.6	5.30	4.7
SR12	21/10/2014 3:41	27.75	78.5	5.15	4.1	SR12	21/10/2014 9:41	27.80	77.0	5.05	4.7	SR12	21/10/2014 15:41	27.86	87.2	5.73	4.3	SR12	21/10/2014 21:41	27.83	81.7	5.37	5.0
SR12	21/10/2014 3:46	27.74	79.5	5.22	4.3	SR12	21/10/2014 9:46	27.79	77.3	5.08	4.3	SR12	21/10/2014 15:46	27.86	87.0	5.71	4.6	SR12	21/10/2014 21:46	27.83	80.7	5.30	5.1
SR12	21/10/2014 3:51	27.75	79.8	5.24	4.5	SR12	21/10/2014 9:51	27.80	77.2	5.07	4.2	SR12	21/10/2014 15:51	27.86	87.0	5.71	4.9	SR12	21/10/2014 21:51	27.83	81.2	5.34	5.0
SR12	21/10/2014 3:56	27.75	78.7	5.17	4.2	SR12	21/10/2014 9:56	27.79	77.3	5.08	5.0	SR12	21/10/2014 15:56	27.85	87.2	5.73	4.7	SR12	21/10/2014 21:56	27.84	80.9	5.31	5.2
SR12	21/10/2014 4:01	27.75	78.6	5.16	4.2	SR12	21/10/2014 10:01	27.78	78.5	5.16	5.5	SR12	21/10/2014 16:01	27.85	86.6	5.69	4.7	SR12	21/10/2014 22:01	27.84	80.6	5.30	5.0
SR12	21/10/2014 4:06	27.76	78.3	5.14	5.2	SR12	21/10/2014 10:06	27.79	78.3	5.14	6.2	SR12	21/10/2014 16:06	27.85	86.0	5.65	7.0	SR12	21/10/2014 22:06	27.84	81.5	5.35	5.6
SR12	21/10/2014 4:11	27.76	77.7	5.10	4.7	SR12	21/10/2014 10:11	27.79	78.1	5.13	5.3	SR12	21/10/2014 16:11	27.86	85.5	5.61	8.4	SR12	21/10/2014 22:11	27.84	80.0	5.26	4.5
SR12	21/10/2014 4:16	27.76	77.6	5.10	4.7	SR12	21/10/2014 10:16	27.79	77.4	5.08	4.7	SR12	21/10/2014 16:16	27.86	84.9	5.57	8.3	SR12	21/10/2014 22:16	27.84	80.9	5.32	5.1
SR12	21/10/2014 4:21	27.77	76.8	5.04	5.0	SR12	21/10/2014 10:21	27.78	77.4	5.08	6.2	SR12	21/10/2014 16:21	27.86	83.4	5.47	**10.6**	SR12	21/10/2014 22:21	27.85	81.2	5.34	5.4
SR12	21/10/2014 4:26	27.77	76.6	5.03	4.7	SR12	21/10/2014 10:26	27.78	77.2	5.07	5.0	SR12	21/10/2014 16:26	27.86	83.9	5.51	8.5	SR12	21/10/2014 22:26	27.85	81.9	5.38	5.9
SR12	21/10/2014 4:31	27.78	76.4	5.01	6.0	SR12	21/10/2014 10:31	27.78	77.5	5.09	5.2	SR12	21/10/2014 16:31	27.86	82.1	5.39	**12.6**	SR12	21/10/2014 22:31	27.84	82.5	5.42	5.6
SR12	21/10/2014 4:36	27.78	76.4	5.01	5.1	SR12	21/10/2014 10:36	27.78	76.6	5.03	5.3	SR12	21/10/2014 16:36	27.86	82.0	5.38	**11.9**	SR12	21/10/2014 22:36	27.85	83.1	5.46	7.2
SR12	21/10/2014 4:41	27.78	76.6	5.03	6.4	SR12	21/10/2014 10:41	27.78	76.7	5.04	5.4	SR12	21/10/2014 16:41	27.86	81.4	5.35	**11.5**	SR12	21/10/2014 22:41	27.84	82.7	5.44	5.6
SR12	21/10/2014 4:46	27.78	76.3	5.01	5.5	SR12	21/10/2014 10:46	27.77	76.8	5.04	5.5	SR12	21/10/2014 16:46	27.86	82.1	5.39	**11.1**	SR12	21/10/2014 22:46	27.83	86.2	5.67	5.2
SR12	21/10/2014 4:51	27.78	76.2	5.00	4.6	SR12	21/10/2014 10:51	27.77	76.9	5.05	5.5	SR12	21/10/2014 16:51	27.86	81.2	5.33	**12.8**	SR12	21/10/2014 22:51	27.83	85.8	5.64	5.5
SR12	21/10/2014 4:56	27.78	76.4	5.02	4.6	SR12	21/10/2014 10:56	27.78	76.7	5.04	5.3	SR12	21/10/2014 16:56	27.86	80.6	5.29	**14.7**	SR12	21/10/2014 22:56	27.83	85.5	5.62	4.5
SR12	21/10/2014 5:01	27.78	75.7	4.97	5.6	SR12	21/10/2014 11:01	27.78	76.4	5.02	4.8	SR12	21/10/2014 17:01	27.85	80.9	5.31	**12.7**	SR12	21/10/2014 23:01	27.83	87.5	5.76	4.4
SR12	21/10/2014 5:06	27.79	75.1	4.93	5.0	SR12	21/10/2014 11:06	27.80	76.9	5.05	4.5	SR12	21/10/2014 17:06	27.85	80.4	5.28	**10.7**	SR12	21/10/2014 23:06	27.83	86.5	5.69	4.8
SR12	21/10/2014 5:11	27.78	75.1	4.93	5.5	SR12	21/10/2014 11:11	27.81	80.4	5.27	4.8	SR12	21/10/2014 17:11	27.85	81.2	5.33	**11.2**	SR12	21/10/2014 23:11	27.82	86.8	5.71	4.1
SR12	21/10/2014 5:16	27.78	74.2	4.87	4.7	SR12	21/10/2014 11:16	27.79	79.7	5.23	5.3	SR12	21/10/2014 17:16	27.84	80.4	5.28	9.1	SR12	21/10/2014 23:16	27.84	85.8	5.64	5.7
SR12	21/10/2014 5:21	27.78	74.7	4.90	4.4	SR12	21/10/2014 11:21	27.82	79.8	5.24	5.2	SR12	21/10/2014 17:21	27.84	80.5	5.29	**12.4**	SR12	21/10/2014 23:21	27.84	86.2	5.67	5.7
SR12	21/10/2014 5:26	27.78	74.1	4.86	4.2	SR12	21/10/2014 11:26	27.80	81.8	5.37	4.8	SR12	21/10/2014 17:26	27.84	80.3	5.27	9.6	SR12	21/10/2014 23:26	27.84	87.2	5.74	4.8
SR12	21/10/2014 5:31	27.79	72.5	4.76	4.7	SR12	21/10/2014 11:31	27.79	83.6	5.49	4.4	SR12	21/10/2014 17:31	27.84	79.7	5.23	**10.4**	SR12	21/10/2014 23:31	27.84	86.1	5.67	5.4
SR12	21/10/2014 5:36	27.79	73.0	4.79	4.3	SR12	21/10/2014 11:36	27.80	81.8	5.37	4.3	SR12	21/10/2014 17:36	27.84	79.9	5.24	9.5	SR12	21/10/2014 23:36	27.85	86.3	5.68	5.6
SR12	21/10/2014 5:41	27.79	73.1	4.80	5.0	SR12	21/10/2014 11:41	27.79	83.2	5.47	4.4	SR12	21/10/2014 17:41	27.83	80.0	5.25	9.1	SR12	21/10/2014 23:41	27.85	86.9	5.72	4.9
SR12	21/10/2014 5:46	27.80	72.1	4.73	4.6	SR12	21/10/2014 11:46	27.80	82.0	5.39	4.4	SR12	21/10/2014 17:46	27.84	78.9	5.18	9.3	SR12	21/10/2014 23:46	27.84	87.6	5.77	5.0
SR12	21/10/2014 5:51	27.79	71.7	4.71	4.2	SR12	21/10/2014 11:51	27.80	82.5	5.42	5.0	SR12	21/10/2014 17:51	27.84	78.7	5.17	9.1	SR12	21/10/2014 23:51	27.85	86.9	5.71	5.6
SR12	21/10/2014 5:56	27.80	72.1	4.73	4.3	SR12	21/10/2014 11:56	27.80	83.7	5.50	7.6	SR12	21/10/2014 17:56	27.84	79.3	5.21	9.2	SR12	21/10/2014 23:56	27.85	86.1	5.66	5.7

Station	Timestamp	Temp (° C)	DO (%)	DO (mg/L)	Tur (NTU)	Station	Timestamp	Temp (° C)	DO (%)	DO (mg/L)	Tur (NTU)	Station	Timestamp	Temp (° C)	DO (%)	DO (mg/L)	Tur (NTU)	Station	Timestamp	Temp (°C)	DO (%)	DO (mg/L)	Tur (NTU)
SR13	21/10/2014 0:00	27.83	68.5	**4.53**	1.8	SR13	21/10/2014 6:00	27.67	76.0	**5.05**	1.2	SR13	21/10/2014 12:00	27.78	72.6	**4.82**	1.5	SR13	21/10/2014 18:00	27.84	81.0	5.37	3.5
SR13	21/10/2014 0:05	27.83	68.4	**4.53**	2.0	SR13	21/10/2014 6:05	27.68	75.7	**5.03**	1.5	SR13	21/10/2014 12:05	27.78	71.4	**4.74**	1.1	SR13	21/10/2014 18:05	27.84	80.6	5.34	3.6
SR13	21/10/2014 0:10	27.83	69.0	**4.57**	1.9	SR13	21/10/2014 6:10	27.69	75.4	**5.01**	2.7	SR13	21/10/2014 12:10	27.79	73.2	**4.85**	1.0	SR13	21/10/2014 18:10	27.84	80.7	5.35	3.4
SR13	21/10/2014 0:15	27.82	67.6	**4.48**	1.3	SR13	21/10/2014 6:15	27.69	76.2	**5.06**	2.2	SR13	21/10/2014 12:15	27.76	72.3	**4.80**	3.1	SR13	21/10/2014 18:15	27.83	79.5	5.27	2.5
SR13	21/10/2014 0:20	27.82	68.1	**4.51**	1.4	SR13	21/10/2014 6:20	27.69	75.6	**5.02**	2.3	SR13	21/10/2014 12:20	27.72	69.5	**4.62**	2.2	SR13	21/10/2014 18:20	27.83	80.4	5.33	2.3
SR13	21/10/2014 0:25	27.82	70.0	**4.64**	2.4	SR13	21/10/2014 6:25	27.69	75.8	**5.03**	1.8	SR13	21/10/2014 12:25	27.72	68.0	**4.52**	3.7	SR13	21/10/2014 18:25	27.83	79.9	5.30	2.1
SR13	21/10/2014 0:30	27.81	69.4	**4.59**	1.7	SR13	21/10/2014 6:30	27.69	75.8	**5.03**	1.6	SR13	21/10/2014 12:30	27.73	68.4	**4.54**	2.5	SR13	21/10/2014 18:30	27.84	80.0	5.31	3.0
SR13	21/10/2014 0:35	27.81	69.6	**4.61**	1.9	SR13	21/10/2014 6:35	27.69	76.1	**5.05**	2.6	SR13	21/10/2014 12:35	27.73	69.1	**4.59**	2.5	SR13	21/10/2014 18:35	27.83	80.1	5.31	2.3
SR13	21/10/2014 0:40	27.81	69.6	**4.61**	1.5	SR13	21/10/2014 6:40	27.69	75.9	**5.04**	2.2	SR13	21/10/2014 12:40	27.72	69.2	**4.59**	2.4	SR13	21/10/2014 18:40	27.83	79.3	5.26	1.7
SR13	21/10/2014 0:45	27.81	70.1	**4.64**	2.4	SR13	21/10/2014 6:45	27.69	75.5	**5.01**	1.6	SR13	21/10/2014 12:45	27.72	68.6	**4.56**	2.8	SR13	21/10/2014 18:45	27.82	79.5	5.27	1.5
SR13	21/10/2014 0:50	27.81	69.9	**4.63**	1.8	SR13	21/10/2014 6:50	27.69	75.7	**5.03**	1.3	SR13	21/10/2014 12:50	27.70	67.7	**4.50**	1.6	SR13	21/10/2014 18:50	27.81	79.0	5.24	1.8
SR13	21/10/2014 0:55	27.81	68.7	**4.55**	1.8	SR13	21/10/2014 6:55	27.69	76.3	**5.07**	1.6	SR13	21/10/2014 12:55	27.69	67.8	**4.51**	2.0	SR13	21/10/2014 18:55	27.81	78.9	5.23	1.7
SR13	21/10/2014 1:00	27.81	68.3	**4.52**	1.7	SR13	21/10/2014 7:00	27.69	76.8	**5.10**	2.3	SR13	21/10/2014 13:00	27.69	66.8	**4.45**	2.7	SR13	21/10/2014 19:00	27.82	79.6	5.28	2.2
SR13	21/10/2014 1:05	27.81	67.6	**4.48**	3.1	SR13	21/10/2014 7:05	27.69	76.8	**5.10**	2.5	SR13	21/10/2014 13:05	27.71	66.3	**4.41**	3.8	SR13	21/10/2014 19:05	27.83	80.0	5.30	2.6
SR13	21/10/2014 1:10	27.79	65.2	**4.32**	1.6	SR13	21/10/2014 7:10	27.70	77.0	**5.11**	2.4	SR13	21/10/2014 13:10	27.74	68.2	**4.54**	3.2	SR13	21/10/2014 19:10	27.82	79.7	5.29	2.7
SR13	21/10/2014 1:15	27.80	67.9	**4.50**	1.5	SR13	21/10/2014 7:15	27.70	76.0	**5.05**	1.7	SR13	21/10/2014 13:15	27.75	68.1	**4.52**	3.0	SR13	21/10/2014 19:15	27.82	78.9	5.23	2.4
SR13	21/10/2014 1:20	27.80	68.4	**4.53**	1.9	SR13	21/10/2014 7:20	27.69	76.0	**5.05**	1.6	SR13	21/10/2014 13:20	27.75	68.3	**4.54**	3.2	SR13	21/10/2014 19:20	27.82	79.0	5.24	2.7
SR13	21/10/2014 1:25	27.81	68.4	**4.53**	1.3	SR13	21/10/2014 7:25	27.69	76.5	**5.08**	2.4	SR13	21/10/2014 13:25	27.75	67.6	**4.50**	3.5	SR13	21/10/2014 19:25	27.81	79.8	5.30	2.5
SR13	21/10/2014 1:30	27.80	68.2	**4.52**	1.7	SR13	21/10/2014 7:30	27.69	76.7	**5.09**	2.1	SR13	21/10/2014 13:30	27.76	67.2	**4.47**	3.9	SR13	21/10/2014 19:30	27.81	79.9	5.30	2.1
SR13	21/10/2014 1:35	27.81	69.5	**4.60**	2.3	SR13	21/10/2014 7:35	27.68	76.7	**5.09**	1.6	SR13	21/10/2014 13:35	27.75	66.4	**4.42**	4.9	SR13	21/10/2014 19:35	27.81	80.9	5.37	3.5
SR13	21/10/2014 1:40	27.81	69.8	**4.62**	2.5	SR13	21/10/2014 7:40	27.69	75.4	**5.01**	1.1	SR13	21/10/2014 13:40	27.77	65.7	**4.38**	2.6	SR13	21/10/2014 19:40	27.81	80.9	5.36	2.4
SR13	21/10/2014 1:45	27.80	70.1	**4.64**	2.3	SR13	21/10/2014 7:45	27.70	75.3	**5.00**	2.2	SR13	21/10/2014 13:45	27.81	70.9	**4.71**	2.4	SR13	21/10/2014 19:45	27.81	80.8	5.36	2.4
SR13	21/10/2014 1:50	27.81	70.2	**4.64**	2.6	SR13	21/10/2014 7:50	27.70	74.9	**4.97**	2.2	SR13	21/10/2014 13:50	27.86	72.5	**4.81**	2.0	SR13	21/10/2014 19:50	27.81	79.8	5.29	2.4
SR13	21/10/2014 1:55	27.80	69.9	**4.63**	1.9	SR13	21/10/2014 7:55	27.71	73.6	**4.89**	2.8	SR13	21/10/2014 13:55	27.87	72.8	**4.83**	3.3	SR13	21/10/2014 19:55	27.81	80.0	5.31	2.3
SR13	21/10/2014 2:00	27.80	67.5	**4.47**	1.2	SR13	21/10/2014 8:00	27.70	74.3	**4.93**	1.2	SR13	21/10/2014 14:00	27.88	73.8	**4.89**	2.1	SR13	21/10/2014 20:00	27.81	80.4	5.33	2.0
SR13	21/10/2014 2:05	27.81	67.9	**4.50**	1.3	SR13	21/10/2014 8:05	27.69	75.3	**5.00**	1.6	SR13	21/10/2014 14:05	27.86	71.8	**4.76**	2.8	SR13	21/10/2014 20:05	27.81	79.1	5.25	2.0
SR13	21/10/2014 2:10	27.80	68.6	**4.55**	1.8	SR13	21/10/2014 8:10	27.70	74.9	**4.97**	2.2	SR13	21/10/2014 14:10	27.85	72.5	**4.81**	2.5	SR13	21/10/2014 20:10	27.81	79.1	5.25	2.2
SR13	21/10/2014 2:15	27.72	72.8	**4.83**	2.1	SR13	21/10/2014 8:15	27.69	75.2	**4.99**	1.5	SR13	21/10/2014 14:15	27.86	76.1	**5.04**	8.2	SR13	21/10/2014 20:15	27.80	80.0	5.31	2.2
SR13	21/10/2014 2:20	27.72	72.8	**4.83**	1.9	SR13	21/10/2014 8:20	27.69	75.3	**5.00**	2.2	SR13	21/10/2014 14:20	27.87	76.3	**5.05**	7.1	SR13	21/10/2014 20:20	27.80	80.4	5.34	2.2
SR13	21/10/2014 2:25	27.71	72.3	**4.79**	1.2	SR13	21/10/2014 8:25	27.69	75.5	**5.01**	2.1	SR13	21/10/2014 14:25	27.84	73.8	**4.89**	6.7	SR13	21/10/2014 20:25	27.81	79.5	5.28	2.2
SR13	21/10/2014 2:30	27.72	72.3	**4.80**	1.6	SR13	21/10/2014 8:30	27.69	75.0	**4.98**	1.7	SR13	21/10/2014 14:30	27.85	74.6	**4.95**	6.9	SR13	21/10/2014 20:30	27.81	79.5	5.27	2.0
SR13	21/10/2014 2:35	27.74	72.7	**4.82**	1.7	SR13	21/10/2014 8:35	27.68	74.9	**4.97**	2.0	SR13	21/10/2014 14:35	27.84	74.0	**4.90**	6.9	SR13	21/10/2014 20:35	27.81	79.2	5.26	2.4
SR13	21/10/2014 2:40	27.73	71.9	**4.77**	1.9	SR13	21/10/2014 8:40	27.69	74.7	**4.96**	1.7	SR13	21/10/2014 14:40	27.84	73.9	**4.90**	7.2	SR13	21/10/2014 20:40	27.81	78.1	**5.18**	3.6
SR13	21/10/2014 2:45	27.74	71.4	**4.74**	1.3	SR13	21/10/2014 8:45	27.69	74.7	**4.96**	1.8	SR13	21/10/2014 14:45	27.85	74.1	**4.91**	6.6	SR13	21/10/2014 20:45	27.81	78.3	**5.19**	4.2
SR13	21/10/2014 2:50	27.74	71.0	**4.71**	1.3	SR13	21/10/2014 8:50	27.70	74.1	**4.92**	2.1	SR13	21/10/2014 14:50	27.85	74.2	**4.92**	5.8	SR13	21/10/2014 20:50	27.81	78.2	**5.19**	4.6
SR13	21/10/2014 2:55	27.74	69.4	**4.61**	0.6	SR13	21/10/2014 8:55	27.71	74.0	**4.91**	2.5	SR13	21/10/2014 14:55	27.86	75.9	**5.03**	3.5	SR13	21/10/2014 20:55	27.81	78.1	**5.18**	3.7
SR13	21/10/2014 3:00	27.74	68.7	**4.56**	0.5	SR13	21/10/2014 9:00	27.71	73.4	**4.87**	4.0	SR13	21/10/2014 15:00	27.87	75.9	**5.03**	4.2	SR13	21/10/2014 21:00	27.81	77.7	**5.15**	3.2
SR13	21/10/2014 3:05	27.74	70.7	**4.69**	0.8	SR13	21/10/2014 9:05	27.71	73.2	**4.85**	3.9	SR13	21/10/2014 15:05	27.87	75.8	**5.02**	3.1	SR13	21/10/2014 21:05	27.80	77.2	**5.12**	4.7
SR13	21/10/2014 3:10	27.74	69.9	**4.64**	1.8	SR13	21/10/2014 9:10	27.72	73.1	**4.85**	4.9	SR13	21/10/2014 15:10	27.87	75.9	**5.03**	3.4	SR13	21/10/2014 21:10	27.80	76.6	**5.08**	4.5
SR13	21/10/2014 3:15	27.73	73.5	**4.87**	1.5	SR13	21/10/2014 9:15	27.72	72.6	**4.81**	3.4	SR13	21/10/2014 15:15	27.87	77.2	**5.11**	8.3	SR13	21/10/2014 21:15	27.80	76.0	**5.04**	3.9
SR13	21/10/2014 3:20	27.73	73.2	**4.86**	1.3	SR13	21/10/2014 9:20	27.71	72.2	**4.79**	2.4	SR13	21/10/2014 15:20	27.87	77.3	**5.12**	**14.3**	SR13	21/10/2014 21:20	27.80	75.4	**5.00**	4.8
SR13	21/10/2014 3:25	27.73	73.0	**4.84**	0.9	SR13	21/10/2014 9:25	27.70	73.1	**4.85**	2.4	SR13	21/10/2014 15:25	27.87	77.1	**5.11**	**14.9**	SR13	21/10/2014 21:25	27.80	75.2	**4.99**	3.8
SR13	21/10/2014 3:30	27.72	72.7	**4.83**	1.4	SR13	21/10/2014 9:30	27.70	73.0	**4.85**	2.8	SR13	21/10/2014 15:30	27.88	76.8	**5.09**	13.3	SR13	21/10/2014 21:30	27.80	74.9	**4.97**	3.8
SR13	21/10/2014 3:35	27.71	72.9	**4.84**	1.0	SR13	21/10/2014 9:35	27.71	73.0	**4.85**	3.0	SR13	21/10/2014 15:35	27.84	84.8	5.62	2.2	SR13	21/10/2014 21:35	27.80	74.4	**4.93**	3.9
SR13	21/10/2014 3:40	27.72	72.4	**4.80**	1.0	SR13	21/10/2014 9:40	27.69	72.1	**4.79**	2.3	SR13	21/10/2014 15:40	27.84	84.3	5.59	2.0	SR13	21/10/2014 21:40	27.80	73.9	**4.90**	3.1
SR13	21/10/2014 3:45	27.72	73.5	**4.88**	1.2	SR13	21/10/2014 9:45	27.70	72.0	**4.78**	4.4	SR13	21/10/2014 15:45	27.84	83.1	5.51	2.7	SR13	21/10/2014 21:45	27.80	74.4	**4.93**	3.6
SR13	21/10/2014 3:50	27.72	73.6	**4.89**	1.4	SR13	21/10/2014 9:50	27.71	72.2	**4.79**	3.4	SR13	21/10/2014 15:50	27.82	84.4	5.60	1.8	SR13	21/10/2014 21:50	27.80	74.1	**4.92**	2.8
SR13	21/10/2014 3:55	27.71	73.1	**4.85**	0.9	SR13	21/10/2014 9:55	27.71	71.8	**4.76**	2.2	SR13	21/10/2014 15:55	27.84	84.9	5.63	2.1	SR13	21/10/2014 21:55	27.80	74.0	**4.91**	4.2
SR13	21/10/2014 4:00	27.72	73.4	**4.87**	1.1	SR13	21/10/2014 10:00	27.71	71.5	**4.75**	2.3	SR13	21/10/2014 16:00	27.84	84.7	5.61	1.7	SR13	21/10/2014 22:00	27.79	74.6	**4.95**	2.5
SR13	21/10/2014 4:05	27.72	73.0	**4.85**	0.8	SR13	21/10/2014 10:05	27.71	71.5	**4.75**	2.3	SR13	21/10/2014 16:05	27.84	82.7	5.48	10.5	SR13	21/10/2014 22:05	27.78	74.8	**4.96**	2.8
SR13	21/10/2014 4:10	27.72	72.3	**4.80**	0.7	SR13	21/10/2014 10:10	27.69	71.6	**4.75**	2.0	SR13	21/10/2014 16:10	27.85	81.9	5.43	8.4	SR13	21/10/2014 22:10	27.79	75.5	**5.00**	2.8
SR13	21/10/2014 4:15	27.72	72.7	**4.83**	1.3	SR13	21/10/2014 10:15	27.67	71.2	**4.73**	1.4	SR13	21/10/2014 16:15	27.85	81.9	5.43	9.8	SR13	21/10/2014 22:15	27.78	74.6	**4.95**	2.7
SR13	21/10/2014 4:20	27.72	73.1	**4.85**	1.1	SR13	21/10/2014 10:20	27.65	71.5	**4.75**	1.6	SR13	21/10/2014 16:20	27.84	82.3	5.46	6.0	SR13	21/10/2014 22:20	27.79	74.6	**4.95**	2.1
SR13	21/10/2014 4:25	27.72	72.8	**4.83**	0.8	SR13	21/10/2014 10:25	27.67	72.1	**4.79**	1.9	SR13	21/10/2014 16:25	27.84	82.5	5.47	5.2	SR13	21/10/2014 22:25	27.79	74.1	**4.92**	1.9
SR13	21/10/2014 4:30	27.71	73.4	**4.87**	1.0	SR13	21/10/2014 10:30	27.67	71.9	**4.77**	1.2	SR13	21/10/2014 16:30	27.84	82.2	5.45	5.9	SR13	21/10/2014 22:30	27.79	73.1	**4.85**	1.8
SR13	21/10/2014 4:35	27.67	76.7	**5.09**	1.3	SR13	21/10/2014 10:35	27.68	71.4	**4.75**	1.1	SR13	21/10/2014 16:35	27.84	81.8	5.42	4.1	SR13	21/10/2014 22:35	27.79	73.0	**4.84**	1.4
SR13	21/10/2014 4:40	27.68	78.0	**5.18**	1.3	SR13	21/10/2014 10:40	27.67	71.1	**4.73**	1.1	SR13	21/10/2014 16:40	27.84	80.9	5.36	4.1	SR13	21/10/2014 22:40	27.79	73.4	**4.87**	1.9
SR13	21/10/2014 4:45	27.68	78.1	**5.19**	1.6	SR13	21/10/2014 10:45	27.68	71.4	**4.74**	1.0	SR13	21/10/2014 16:45	27.84	80.6	5.34	4.5	SR13	21/10/2014 22:45	27.79	73.2	**4.86**	1.8
SR13	21/10/2014 4:50	27.68	78.8	5.24	1.7	SR13	21/10/2014 10:50	27.69	72.2	**4.79**	1.2	SR13	21/10/2014 16:50	27.85	81.4	5.40	5.1	SR13	21/10/2014 22:50	27.79	72.9	**4.83**	1.3
SR13	21/10/2014 4:55	27.67	78.8	5.23	1.4	SR13	21/10/2014 10:55	27.68	71.3	**4.73**	0.8	SR13	21/10/2014 16:55	27.83	82.0	5.44	3.9	SR13	21/10/2014 22:55	27.79	73.0	**4.84**	1.7
SR13	21/10/2014 5:00	27.67	78.5	**5.21**	1.5	SR13	21/10/2014 11:00	27.69	71.2	**4.73**	0.7	SR13	21/10/2014 17:00	27.84	82.1	5.44	6.2	SR13	21/10/2014 23:00	27.79	73.2	**4.85**	1.3
SR13	21/10/2014 5:05	27.69	77.7	**5.16**	9.1	SR13	21/10/2014 11:05	27.69	71.4	**4.74**	1.4	SR13	21/10/2014 17:05	27.84	80.9	5.37	4.6	SR13	21/10/2014 23:05	27.79	72.5	**4.81**	1.7
SR13	21/10/2014 5:10	27.69	77.2	**5.13**	4.9	SR13	21/10/2014 11:10	27.69	71.8	**4.77**	0.9	SR13	21/10/2014 17:10	27.83	80.0	5.31	4.3	SR13	21/10/2014 23:10	27.79	72.6	**4.82**	1.2
SR13	21/10/2014 5:15	27.68	78.2	**5.19**	6.0	SR13	21/10/2014 11:15	27.70	71.7	**4.76**	0.9	SR13	21/10/2014 17:15	27.84	81.0	5.37	4.8	SR13	21/10/2014 23:15	27.80	72.9	**4.84**	1.2
SR13	21/10/2014 5:20	27.69	78.4	**5.21**	3.8	SR13	21/10/2014 11:20	27.70	72.0	**4.78**	1.0	SR13	21/10/2014 17:20	27.84	80.6	5.34	4.9	SR13	21/10/2014 23:20	27.80	72.8	**4.83**	1.3
SR13	21/10/2014 5:25	27.68	78.0	**5.18**	3.3	SR13	21/10/2014 11:25	27.71	71.8	**4.77**	1.2	SR13	21/10/2014 17:25	27.84	80.3	5.32	5.1	SR13	21/10/2014 23:25	27.77	74.8	**4.96**	1.6
SR13	21/10/2014 5:30	27.68	77.1	**5.12**	2.2	SR13	21/10/2014 11:30	27.71	71.1	**4.72**	0.9	SR13	21/10/2014 17:30	27.83	80.1	5.31	4.1	SR13	21/10/2014 23:30	27.79	73.4	**4.87**	1.4
SR13	21/10/2014 5:35	27.69	77.5	**5.15**	2.3	SR13	21/10/2014 11:35	27.72	72.2	**4.79**	1.5	SR13	21/10/2014 17:35	27.84	81.2	5.38	4.6	SR13	21/10/2014 23:35	27.78	74.0	**4.91**	1.9
SR13	21/10/2014 5:40	27.68	77.7	**5.16**	2.4	SR13	21/10/2014 11:40	27.72	71.6	**4.75**	1.2	SR13	21/10/2014 17:40	27.84	81.4	5.40	4.1	SR13	21/10/2014 23:40	27.79	72.9	**4.84**	2.5
SR13	21/10/2014 5:45	27.68	77.1	**5.12**	2.0	SR13	21/10/2014 11:45	27.71	71.0	**4.72**	1.1	SR13	21/10/2014 17:45	27.84	81.4	5.39	4.1	SR13	21/10/2014 23:45	27.79	73.1	**4.85**	1.5
SR13	21/10/2014 5:50	27.68	76.8	**5.10**	1.4	SR13	21/10/2014 11:50	27.72	68.8	**4.57**	1.8	SR13	21/10/2014 17:50	27.83	80.7	5.35	3.3	SR13	21/10/2014 23:50	27.78	73.9	**4.90**	1.3
SR13	21/10/2014 5:55	27.68	76.0	**5.05**	1.5	SR13	21/10/2014 11:55	27.74	70.0	**4.65**	1.2	SR13	21/10/2014 17:55	27.82	80.0	5.30	3.6	SR13	21/10/2014 23:55	27.78	73.8	**4.90**	1.8

Station	Timestamp	NH_3 (mg/L)				Station	Timestamp	NH_3 (mg/L)			
SR4	21/10/2014 0:17	0.07				SR12	21/10/2014 0:17	0.07			
SR4	21/10/2014 0:37	0.07				SR12	21/10/2014 0:37	0.08			
SR4	21/10/2014 0:57	0.07				SR12	21/10/2014 0:57	0.07			
SR4	21/10/2014 1:17	0.07				SR12	21/10/2014 1:17	0.05			
SR4	21/10/2014 1:37	0.08				SR12	21/10/2014 1:37	0.06			
SR4	21/10/2014 1:57	0.06				SR12	21/10/2014 1:57	0.06			
SR4	21/10/2014 2:17	0.06				SR12	21/10/2014 2:17	0.06			
SR4	21/10/2014 2:37	0.07				SR12	21/10/2014 2:37	0.07			
SR4	21/10/2014 2:57	0.08				SR12	21/10/2014 2:57	0.07			
SR4	21/10/2014 3:17	0.07				SR12	21/10/2014 3:17	0.06			
SR4	21/10/2014 3:37	0.06				SR12	21/10/2014 3:37	0.06			
SR4	21/10/2014 3:57	0.06				SR12	21/10/2014 3:57	0.05			
SR4	21/10/2014 4:17	0.08				SR12	21/10/2014 4:17	0.06			
SR4	21/10/2014 4:37	0.06				SR12	21/10/2014 4:37	0.07			
SR4	21/10/2014 4:57	0.05				SR12	21/10/2014 4:57	0.07			
SR4	21/10/2014 5:17	0.05				SR12	21/10/2014 5:17	0.08			
SR4	21/10/2014 5:37	0.06				SR12	21/10/2014 5:37	0.08			
SR4	21/10/2014 5:57	0.06				SR12	21/10/2014 5:57	0.07			
SR4						SR12					
SR4	21/10/2014 6:37	0.07				SR12	21/10/2014 6:37	0.07			
SR4	21/10/2014 6:57	0.09				SR12	21/10/2014 6:57	0.06			
SR4	21/10/2014 7:17	0.11				SR12	21/10/2014 7:17	0.06			
SR4	21/10/2014 7:37	0.09				SR12	21/10/2014 7:37	0.06			
SR4	21/10/2014 7:57	0.08				SR12	21/10/2014 7:57	0.06			
SR4	21/10/2014 8:17	0.07				SR12	21/10/2014 8:17	0.08			
SR4	21/10/2014 8:37	0.06				SR12	21/10/2014 8:37	0.08			
SR4	21/10/2014 8:57	0.06				SR12	21/10/2014 8:57	0.08			
SR4	21/10/2014 9:17	0.07				SR12	21/10/2014 9:17	0.08			
SR4	21/10/2014 9:37	0.06				SR12	21/10/2014 9:37	0.08			
SR4	21/10/2014 9:57	0.08				SR12	21/10/2014 9:57	0.07			
SR4	21/10/2014 10:17	0.08				SR12	21/10/2014 10:17	0.08			
SR4	21/10/2014 10:37	0.07				SR12	21/10/2014 10:37	0.08			
SR4	21/10/2014 10:57	0.06				SR12	21/10/2014 10:57	0.07			
SR4	21/10/2014 11:17	0.06				SR12	21/10/2014 11:17	0.07			
SR4	21/10/2014 11:37	0.07				SR12	21/10/2014 11:37	0.07			
SR4	21/10/2014 11:57	0.07				SR12	21/10/2014 11:57	0.07			
SR4	21/10/2014 12:17	0.06				SR12	21/10/2014 12:17	0.07			
SR4	21/10/2014 12:37	0.06				SR12	21/10/2014 12:37	0.07			
SR4	21/10/2014 12:57	0.05				SR12	21/10/2014 12:57	0.07			
SR4	21/10/2014 13:17	0.05				SR12	21/10/2014 13:17	0.07			
SR4	21/10/2014 13:37	0.05				SR12	21/10/2014 13:37	0.07			
SR4	21/10/2014 13:57	0.06				SR12	21/10/2014 13:57	0.07			
SR4	21/10/2014 14:17	0.05				SR12	21/10/2014 14:17	0.07			
SR4	21/10/2014 14:37	0.06				SR12	21/10/2014 14:37	0.08			
SR4	21/10/2014 14:57	0.05				SR12	21/10/2014 14:57	0.08			
SR4	21/10/2014 15:17	0.06				SR12	21/10/2014 15:17	0.08			
SR4	21/10/2014 15:37	0.07				SR12	21/10/2014 15:37	0.08			
SR4	21/10/2014 15:57	0.07				SR12	21/10/2014 15:57	0.08			
SR4	21/10/2014 16:17	0.07				SR12	21/10/2014 16:17	0.06			
SR4	21/10/2014 16:37	0.06				SR12	21/10/2014 16:37	0.06			
SR4	21/10/2014 16:57	0.06				SR12	21/10/2014 16:57	0.05			
SR4	21/10/2014 17:17	0.06				SR12	21/10/2014 17:17	0.06			
SR4	21/10/2014 17:37	0.08				SR12	21/10/2014 17:37	0.05			
SR4	21/10/2014 17:57	0.08				SR12	21/10/2014 17:57	0.05			
SR4	21/10/2014 18:17	0.08				SR12	21/10/2014 18:17	0.06			
SR4	21/10/2014 18:37	0.08				SR12	21/10/2014 18:37	0.06			
SR4	21/10/2014 18:57	0.06				SR12	21/10/2014 18:57	0.07			
SR4	21/10/2014 19:17	0.06				SR12	21/10/2014 19:17	0.07			
SR4	21/10/2014 19:37	0.06				SR12	21/10/2014 19:37	0.05			
SR4	21/10/2014 19:57	0.06				SR12	21/10/2014 19:57	0.06			
SR4	21/10/2014 20:17	0.06				SR12	21/10/2014 20:17	0.07			
SR4	21/10/2014 20:37	0.07				SR12	21/10/2014 20:37	0.05			
SR4	21/10/2014 20:57	0.08				SR12	21/10/2014 20:57	0.05			
SR4	21/10/2014 21:17	0.07				SR12	21/10/2014 21:17	0.06			
SR4	21/10/2014 21:37	0.08				SR12	21/10/2014 21:37	0.06			
SR4	21/10/2014 21:57	0.08				SR12	21/10/2014 21:57	0.06			
SR4	21/10/2014 22:17	0.07				SR12	21/10/2014 22:17	0.06			
SR4	21/10/2014 22:37	0.06				SR12	21/10/2014 22:37	0.07			
SR4	21/10/2014 22:57	0.08				SR12	21/10/2014 22:57	0.07			
SR4	21/10/2014 23:17	0.08				SR12	21/10/2014 23:17	0.07			
SR4	21/10/2014 23:37	0.08				SR12	21/10/2014 23:37	0.07			
SR4	21/10/2014 23:57	0.06				SR12	21/10/2014 23:57	0.07			

Remark: Fonts with underline: Action Level Exceedance
Fonts with bold and underline: Limit Level Exceedance
Automatic Instrument calibration of NH3-N monitor was carried out during 5:57-6:37 at SR4 and SR12.
SR5 monitoring station was under maintenance during 12:45-13:15.
SR10 monitoring station was under maintenance during 14:30-15:10.
SR11 monitoring station was under maintenance during 12:55-13:20.

Station	Timestamp	Temp (° C)	DO (%)	DO (mg/L)	Tur (NTU)	Station	Timestamp	Temp (° C)	DO (%)	DO (mg/L)	Tur (NTU)	Station	Timestamp	Temp (° C)	DO (%)	DO (mg/L)	Tur (NTU)	Station	Timestamp	Temp (°C)	DO (%)	DO (mg/L)	Tur (NTU)
SR4	22/10/2014 0:01	27.88	90.8	6.00	0.6	SR4	22/10/2014 6:01	27.75	86.7	5.74	3.5	SR4	22/10/2014 12:01	27.99	93.9	6.20	0.9	SR4	22/10/2014 18:01	27.92	87.9	5.80	3.7
SR4	22/10/2014 0:06	27.88	90.0	5.95	0.7	SR4	22/10/2014 6:06	27.75	86.6	5.73	3.5	SR4	22/10/2014 12:06	27.98	93.7	6.19	0.3	SR4	22/10/2014 18:06	27.92	87.0	5.74	4.8
SR4	22/10/2014 0:11	27.87	89.4	5.91	0.7	SR4	22/10/2014 6:11	27.76	86.7	5.74	4.3	SR4	22/10/2014 12:11	28.02	93.8	6.19	0.2	SR4	22/10/2014 18:11	27.91	85.6	5.65	5.9
SR4	22/10/2014 0:16	27.88	88.7	5.86	0.8	SR4	22/10/2014 6:16	27.76	86.0	5.69	2.9	SR4	22/10/2014 12:16	28.02	93.3	6.16	0.5	SR4	22/10/2014 18:16	27.91	85.3	5.63	5.6
SR4	22/10/2014 0:21	27.88	89.4	5.91	1.3	SR4	22/10/2014 6:21	27.77	85.5	5.65	2.4	SR4	22/10/2014 12:21	28.01	93.3	6.16	0.4	SR4	22/10/2014 18:21	27.91	85.1	5.61	4.9
SR4	22/10/2014 0:26	27.88	90.5	5.98	1.1	SR4	22/10/2014 6:26	27.77	84.4	5.58	1.7	SR4	22/10/2014 12:26	28.00	92.5	6.11	0.4	SR4	22/10/2014 18:26	27.91	85.5	5.64	5.3
SR4	22/10/2014 0:31	27.88	89.9	5.94	1.4	SR4	22/10/2014 6:31	27.77	83.9	5.55	2.8	SR4	22/10/2014 12:31	28.00	93.4	6.17	1.6	SR4	22/10/2014 18:31	27.90	85.7	5.65	5.8
SR4	22/10/2014 0:36	27.88	89.7	5.93	0.7	SR4	22/10/2014 6:36	27.76	83.6	5.53	1.4	SR4	22/10/2014 12:36	28.00	93.6	6.18	1.2	SR4	22/10/2014 18:36	27.90	85.5	5.64	7.9
SR4	22/10/2014 0:41	27.88	86.8	5.74	1.6	SR4	22/10/2014 6:41	27.76	83.5	5.53	2.2	SR4	22/10/2014 12:41	28.02	93.9	6.20	0.7	SR4	22/10/2014 18:41	27.90	85.4	5.63	4.8
SR4	22/10/2014 0:46	27.88	85.5	5.65	1.2	SR4	22/10/2014 6:46	27.78	83.6	5.53	3.5	SR4	22/10/2014 12:46	28.04	93.7	6.18	1.4	SR4	22/10/2014 18:46	27.88	84.8	5.60	3.9
SR4	22/10/2014 0:51	27.87	87.9	5.81	1.9	SR4	22/10/2014 6:51	27.79	83.4	5.51	3.9	SR4	22/10/2014 12:51	28.05	93.9	6.19	0.5	SR4	22/10/2014 18:51	27.88	84.8	5.60	2.9
SR4	22/10/2014 0:56	27.87	89.3	5.90	2.6	SR4	22/10/2014 6:56	27.78	83.7	5.53	4.7	SR4	22/10/2014 12:56	28.06	93.6	6.17	0.8	SR4	22/10/2014 18:56	27.88	85.3	5.63	3.5
SR4	22/10/2014 1:01	27.87	89.0	5.88	2.4	SR4	22/10/2014 7:01	27.79	84.1	5.55	6.0	SR4	22/10/2014 13:01	27.97	88.5	5.84	1.7	SR4	22/10/2014 19:01	27.89	84.2	5.56	3.5
SR4	22/10/2014 1:06	27.87	88.9	5.87	1.8	SR4	22/10/2014 7:06	27.78	83.9	5.54	4.2	SR4	22/10/2014 13:06	28.05	90.6	5.98	0.9	SR4	22/10/2014 19:06	27.89	83.4	5.51	3.6
SR4	22/10/2014 1:11	27.87	88.4	5.84	2.1	SR4	22/10/2014 7:11	27.78	83.9	5.55	4.5	SR4	22/10/2014 13:11	28.15	93.3	6.15	0.5	SR4	22/10/2014 19:11	27.89	83.0	5.48	3.8
SR4	22/10/2014 1:16	27.86	89.4	5.91	3.0	SR4	22/10/2014 7:16	27.78	84.0	5.55	3.5	SR4	22/10/2014 13:16	28.11	93.6	6.17	0.6	SR4	22/10/2014 19:16	27.89	82.4	5.44	3.0
SR4	22/10/2014 1:21	27.86	87.7	5.79	2.1	SR4	22/10/2014 7:21	27.79	83.5	5.51	4.0	SR4	22/10/2014 13:21	28.13	93.5	6.16	0.1	SR4	22/10/2014 19:21	27.90	80.3	5.30	3.4
SR4	22/10/2014 1:26	27.86	88.4	5.84	2.4	SR4	22/10/2014 7:26	27.78	83.7	5.53	3.8	SR4	22/10/2014 13:26	28.15	94.1	6.20	0.1	SR4	22/10/2014 19:26	27.90	80.5	5.31	3.9
SR4	22/10/2014 1:31	27.86	87.3	5.77	2.2	SR4	22/10/2014 7:31	27.79	83.7	5.53	4.5	SR4	22/10/2014 13:31	28.19	95.8	6.31	0.6	SR4	22/10/2014 19:31	27.90	80.3	5.30	3.3
SR4	22/10/2014 1:36	27.86	86.4	5.71	1.8	SR4	22/10/2014 7:36	27.79	83.3	5.50	4.0	SR4	22/10/2014 13:36	28.01	90.3	5.96	1.7	SR4	22/10/2014 19:36	27.89	80.9	5.34	3.7
SR4	22/10/2014 1:41	27.86	87.2	5.76	2.2	SR4	22/10/2014 7:41	27.79	83.0	5.48	5.0	SR4	22/10/2014 13:41	27.98	90.5	5.98	3.9	SR4	22/10/2014 19:41	27.89	81.7	5.39	4.2
SR4	22/10/2014 1:46	27.86	86.3	5.70	1.5	SR4	22/10/2014 7:46	27.79	82.9	5.47	4.4	SR4	22/10/2014 13:46	27.98	89.0	5.87	1.5	SR4	22/10/2014 19:46	27.89	82.1	5.41	3.9
SR4	22/10/2014 1:51	27.86	86.8	5.74	2.0	SR4	22/10/2014 7:51	27.79	83.2	5.49	4.1	SR4	22/10/2014 13:51	28.25	91.5	6.02	0.4	SR4	22/10/2014 19:51	27.89	81.5	5.38	3.5
SR4	22/10/2014 1:56	27.86	86.4	5.71	3.1	SR4	22/10/2014 7:56	27.79	83.2	5.50	4.4	SR4	22/10/2014 13:56	28.02	90.5	5.97	4.0	SR4	22/10/2014 19:56	27.89	81.6	5.38	3.5
SR4	22/10/2014 2:01	27.86	85.7	5.66	2.0	SR4	22/10/2014 8:01	27.79	82.7	5.46	4.5	SR4	22/10/2014 14:01	27.95	89.6	5.92	**10.2**	SR4	22/10/2014 20:01	27.88	81.4	5.37	5.6
SR4	22/10/2014 2:06	27.85	84.8	5.60	1.5	SR4	22/10/2014 8:06	27.80	82.4	5.44	3.6	SR4	22/10/2014 14:06	27.96	89.8	5.93	9.8	SR4	22/10/2014 20:06	27.87	82.0	5.41	6.4
SR4	22/10/2014 2:11	27.85	85.6	5.65	1.8	SR4	22/10/2014 8:11	27.80	81.6	5.39	3.8	SR4	22/10/2014 14:11	27.96	88.7	5.86	6.0	SR4	22/10/2014 20:11	27.87	82.0	5.41	8.5
SR4	22/10/2014 2:16	27.85	85.1	5.62	1.7	SR4	22/10/2014 8:16	27.80	81.9	5.41	4.5	SR4	22/10/2014 14:16	27.95	90.9	6.00	6.4	SR4	22/10/2014 20:16	27.87	81.9	5.40	5.0
SR4	22/10/2014 2:21	27.85	85.8	5.66	2.2	SR4	22/10/2014 8:21	27.80	81.7	5.39	4.1	SR4	22/10/2014 14:21	27.95	90.5	5.98	4.5	SR4	22/10/2014 20:21	27.87	81.9	5.40	5.5
SR4	22/10/2014 2:26	27.85	85.0	5.61	2.3	SR4	22/10/2014 8:26	27.80	82.6	5.46	3.7	SR4	22/10/2014 14:26	28.05	90.8	5.99	4.7	SR4	22/10/2014 20:26	27.87	81.5	5.37	4.4
SR4	22/10/2014 2:31	27.85	87.3	5.77	3.6	SR4	22/10/2014 8:31	27.80	83.3	5.50	4.7	SR4	22/10/2014 14:31	28.09	92.8	6.11	4.1	SR4	22/10/2014 20:31	27.87	80.1	5.28	5.0
SR4	22/10/2014 2:36	27.85	86.4	5.70	2.9	SR4	22/10/2014 8:36	27.78	85.6	5.65	2.6	SR4	22/10/2014 14:36	28.11	92.3	6.09	2.6	SR4	22/10/2014 20:36	27.87	80.9	5.34	6.3
SR4	22/10/2014 2:41	27.85	86.9	5.74	2.3	SR4	22/10/2014 8:41	27.78	85.8	5.67	3.0	SR4	22/10/2014 14:41	28.04	92.2	6.08	3.1	SR4	22/10/2014 20:41	27.87	80.5	5.31	4.4
SR4	22/10/2014 2:46	27.85	86.2	5.69	2.5	SR4	22/10/2014 8:46	27.78	85.8	5.67	2.7	SR4	22/10/2014 14:46	27.99	89.1	5.88	6.4	SR4	22/10/2014 20:46	27.86	80.8	5.33	4.8
SR4	22/10/2014 2:51	27.85	86.4	5.71	2.3	SR4	22/10/2014 8:51	27.77	86.9	5.74	2.4	SR4	22/10/2014 14:51	27.91	88.2	5.83	7.0	SR4	22/10/2014 20:51	27.81	80.3	5.30	2.1
SR4	22/10/2014 2:56	27.84	85.1	5.62	1.5	SR4	22/10/2014 8:56	27.77	86.4	5.71	1.8	SR4	22/10/2014 14:56	27.90	89.3	5.90	4.8	SR4	22/10/2014 20:56	27.82	82.8	5.47	2.5
SR4	22/10/2014 3:01	27.83	82.6	5.46	1.0	SR4	22/10/2014 9:01	27.78	88.0	5.82	1.9	SR4	22/10/2014 15:01	27.94	90.1	5.95	5.5	SR4	22/10/2014 21:01	27.83	82.3	5.44	2.8
SR4	22/10/2014 3:06	27.83	80.4	5.31	0.7	SR4	22/10/2014 9:06	27.78	87.6	5.79	1.6	SR4	22/10/2014 15:06	28.13	89.3	5.88	2.5	SR4	22/10/2014 21:06	27.83	82.9	5.47	2.4
SR4	22/10/2014 3:11	27.81	81.4	5.38	0.9	SR4	22/10/2014 9:11	27.79	89.2	5.90	4.4	SR4	22/10/2014 15:11	28.14	90.1	5.94	2.5	SR4	22/10/2014 21:11	27.83	83.5	5.52	2.2
SR4	22/10/2014 3:16	27.78	80.4	5.32	0.7	SR4	22/10/2014 9:16	27.79	89.3	5.90	2.1	SR4	22/10/2014 15:16	28.26	93.8	6.17	1.1	SR4	22/10/2014 21:16	27.83	84.0	5.55	2.2
SR4	22/10/2014 3:21	27.79	82.3	5.45	1.0	SR4	22/10/2014 9:21	27.82	91.3	6.03	1.3	SR4	22/10/2014 15:21	28.30	94.4	6.21	0.8	SR4	22/10/2014 21:21	27.83	83.3	5.50	2.2
SR4	22/10/2014 3:26	27.75	81.2	5.37	0.5	SR4	22/10/2014 9:26	27.80	89.4	5.91	1.5	SR4	22/10/2014 15:26	28.26	93.9	6.18	1.4	SR4	22/10/2014 21:26	27.83	83.5	5.51	2.0
SR4	22/10/2014 3:31	27.75	84.3	5.58	1.2	SR4	22/10/2014 9:31	27.80	89.4	5.91	2.9	SR4	22/10/2014 15:31	28.24	94.0	6.19	1.5	SR4	22/10/2014 21:31	27.83	85.3	5.64	2.4
SR4	22/10/2014 3:36	27.75	83.6	5.54	1.1	SR4	22/10/2014 9:36	27.80	89.2	5.90	2.2	SR4	22/10/2014 15:36	28.19	92.4	6.08	4.3	SR4	22/10/2014 21:36	27.83	84.4	5.58	2.2
SR4	22/10/2014 3:41	27.74	84.7	5.61	0.4	SR4	22/10/2014 9:41	27.81	90.4	5.98	1.6	SR4	22/10/2014 15:41	28.02	90.7	5.99	3.4	SR4	22/10/2014 21:41	27.82	82.0	5.42	1.4
SR4	22/10/2014 3:46	27.75	84.5	5.60	0.7	SR4	22/10/2014 9:46	27.81	92.1	6.09	1.9	SR4	22/10/2014 15:46	27.98	90.9	6.00	3.8	SR4	22/10/2014 21:46	27.82	84.0	5.55	1.7
SR4	22/10/2014 3:51	27.75	86.7	5.74	1.0	SR4						SR4	22/10/2014 15:51	27.94	91.5	6.04	3.2	SR4	22/10/2014 21:51	27.81	83.7	5.53	1.8
SR4	22/10/2014 3:56	27.74	88.1	5.83	0.7	SR4						SR4	22/10/2014 15:56	27.96	91.6	6.05	2.9	SR4	22/10/2014 21:56	27.82	84.0	5.55	2.9
SR4	22/10/2014 4:01	27.74	86.9	5.76	0.4	SR4						SR4	22/10/2014 16:01	28.00	91.8	6.06	3.1	SR4	22/10/2014 22:01	27.82	84.3	5.57	2.5
SR4	22/10/2014 4:06	27.74	86.6	5.74	0.8	SR4						SR4	22/10/2014 16:06	28.03	90.7	5.98	5.6	SR4	22/10/2014 22:06	27.83	84.4	5.58	2.1
SR4	22/10/2014 4:11	27.73	87.1	5.77	0.8	SR4						SR4	22/10/2014 16:11	27.99	90.9	6.00	4.4	SR4	22/10/2014 22:11	27.83	83.8	5.54	1.5
SR4	22/10/2014 4:16	27.73	88.4	5.86	0.8	SR4						SR4	22/10/2014 16:16	28.03	90.8	5.99	3.2	SR4	22/10/2014 22:16	27.82	84.2	5.56	1.9
SR4	22/10/2014 4:21	27.73	89.6	5.94	0.8	SR4						SR4	22/10/2014 16:21	28.05	92.3	6.09	2.4	SR4	22/10/2014 22:21	27.82	84.7	5.60	2.2
SR4	22/10/2014 4:26	27.73	91.8	6.09	0.7	SR4						SR4	22/10/2014 16:26	28.05	90.9	6.00	2.7	SR4	22/10/2014 22:26	27.80	83.3	5.51	1.6
SR4	22/10/2014 4:31	27.72	93.5	6.22	0.4	SR4						SR4	22/10/2014 16:31	28.02	95.0	6.27	1.7	SR4	22/10/2014 22:31	27.82	83.8	5.54	2.1
SR4	22/10/2014 4:36	27.72	93.5	6.22	0.6	SR4						SR4	22/10/2014 16:36	28.02	92.9	6.13	2.2	SR4	22/10/2014 22:36	27.82	83.3	5.50	2.0
SR4	22/10/2014 4:41	27.73	92.8	6.16	0.7	SR4						SR4	22/10/2014 16:41	28.05	93.7	6.18	1.5	SR4	22/10/2014 22:41	27.81	83.5	5.52	2.0
SR4	22/10/2014 4:46	27.74	89.1	5.91	2.0	SR4						SR4	22/10/2014 16:46	28.05	93.2	6.15	2.1	SR4	22/10/2014 22:46	27.81	83.0	5.49	1.9
SR4	22/10/2014 4:51	27.74	89.4	5.93	2.4	SR4	22/10/2014 10:51	27.91	92.9	6.14	0.8	SR4	22/10/2014 16:51	28.03	91.9	6.06	2.0	SR4	22/10/2014 22:51	27.82	82.8	5.47	2.3
SR4	22/10/2014 4:56	27.74	90.0	5.97	2.0	SR4	22/10/2014 10:56	27.97	94.0	6.20	0.2	SR4	22/10/2014 16:56	27.98	93.2	6.15	1.9	SR4	22/10/2014 22:56	27.82	82.4	5.44	2.4
SR4	22/10/2014 5:01	27.74	89.6	5.94	2.2	SR4	22/10/2014 11:01	27.98	92.8	6.12	0.2	SR4	22/10/2014 17:01	27.96	90.6	5.98	2.1	SR4	22/10/2014 23:01	27.82	81.9	5.41	2.2
SR4	22/10/2014 5:06	27.74	90.6	6.01	1.9	SR4	22/10/2014 11:06	27.91	91.0	6.01	0.6	SR4	22/10/2014 17:06	27.95	90.8	5.99	3.2	SR4	22/10/2014 23:06	27.83	82.3	5.44	2.6
SR4	22/10/2014 5:11	27.75	89.9	5.96	3.8	SR4	22/10/2014 11:11	27.94	92.7	6.12	0.5	SR4	22/10/2014 17:11	27.95	89.9	5.94	2.2	SR4	22/10/2014 23:11	27.81	81.8	5.40	2.6
SR4	22/10/2014 5:16	27.76	89.0	5.89	2.9	SR4	22/10/2014 11:16	27.95	93.1	6.15	0.1	SR4	22/10/2014 17:16	27.96	89.4	5.90	2.4	SR4	22/10/2014 23:16	27.80	82.2	5.43	1.9
SR4	22/10/2014 5:21	27.76	87.8	5.81	3.0	SR4	22/10/2014 11:21	27.95	92.5	6.11	0.2	SR4	22/10/2014 17:21	27.94	90.3	5.96	2.6	SR4	22/10/2014 23:21	27.81	82.2	5.43	2.0
SR4	22/10/2014 5:26	27.77	88.1	5.83	4.9	SR4	22/10/2014 11:26	27.96	93.3	6.16	0.4	SR4	22/10/2014 17:26	27.93	90.4	5.97	2.4	SR4	22/10/2014 23:26	27.82	82.4	5.44	1.9
SR4	22/10/2014 5:31	27.76	88.0	5.82	3.1	SR4	22/10/2014 11:31	27.97	92.3	6.09	0.3	SR4	22/10/2014 17:31	27.94	89.4	5.90	3.7	SR4	22/10/2014 23:31	27.82	81.6	5.39	1.7
SR4	22/10/2014 5:36	27.77	87.1	5.77	2.1	SR4	22/10/2014 11:36	27.95	93.3	6.17	0.6	SR4	22/10/2014 17:36	27.93	89.3	5.90	2.8	SR4	22/10/2014 23:36	27.81	81.1	5.36	1.6
SR4	22/10/2014 5:41	27.76	86.0	5.69	1.6	SR4	22/10/2014 11:41	27.97	94.1	6.21	0.9	SR4	22/10/2014 17:41	27.93	89.6	5.92	3.1	SR4	22/10/2014 23:41	27.81	80.4	5.31	2.3
SR4	22/10/2014 5:46	27.76	87.0	5.76	3.2	SR4	22/10/2014 11:46	27.97	92.7	6.12	0.5	SR4	22/10/2014 17:46	27.93	89.5	5.91	3.2	SR4	22/10/2014 23:46	27.81	78.0	5.16	1.1
SR4	22/10/2014 5:51	27.76	86.5	5.73	4.1	SR4	22/10/2014 11:51	27.97	93.7	6.19	0.5	SR4	22/10/2014 17:51	27.92	89.3	5.90	2.5	SR4	22/10/2014 23:51	27.78	79.2	5.24	1.3
SR4	22/10/2014 5:56	27.75	86.6	5.73	2.6	SR4	22/10/2014 11:56	27.98	93.2	6.15	0.3	SR4	22/10/2014 17:56	27.93	89.1	5.88	2.3	SR4	22/10/2014 23:56	27.81	78.9	5.22	1.5

Station	Timestamp	Temp (° C)	DO (%)	DO (mg/L)	Tur (NTU)	Station	Timestamp	Temp (° C)	DO (%)	DO (mg/L)	Tur (NTU)	Station	Timestamp	Temp (° C)	DO (%)	DO (mg/L)	Tur (NTU)	Station	Timestamp	Temp (°C)	DO (%)	DO (mg/L)	Tur (NTU)
SR5	22/10/2014 0:00	27.75	104.6	6.94	2.4	SR5	22/10/2014 6:00	27.83	102.5	6.80	3.9	SR5	22/10/2014 12:00	27.88	98.3	6.49	3.9	SR5	22/10/2014 18:00	27.91	97.3	6.42	5.6
SR5	22/10/2014 0:05	27.75	104.8	6.95	1.9	SR5	22/10/2014 6:05	27.83	102.0	6.76	3.0	SR5	22/10/2014 12:05	27.87	97.2	6.42	3.3	SR5	22/10/2014 18:05	27.91	96.4	6.37	6.5
SR5	22/10/2014 0:10	27.76	104.5	6.93	2.5	SR5	22/10/2014 6:10	27.83	99.8	6.62	3.9	SR5	22/10/2014 12:10	27.90	99.6	6.57	2.7	SR5	22/10/2014 18:10	27.87	95.0	6.26	6.6
SR5	22/10/2014 0:15	27.76	104.9	6.96	2.4	SR5	22/10/2014 6:15	27.83	99.0	6.56	4.8	SR5	22/10/2014 12:15	27.90	99.3	6.56	3.2	SR5	22/10/2014 18:15	27.87	93.2	6.15	5.7
SR5	22/10/2014 0:20	27.77	104.9	6.96	2.1	SR5	22/10/2014 6:20	27.83	98.5	6.52	4.0	SR5	22/10/2014 12:20	27.89	99.4	6.57	2.3	SR5	22/10/2014 18:20	27.87	92.9	6.12	6.3
SR5	22/10/2014 0:25	27.75	106.1	7.04	1.6	SR5	22/10/2014 6:25	27.82	99.0	6.56	3.7	SR5	22/10/2014 12:25	27.88	98.4	6.50	3.1	SR5	22/10/2014 18:25	27.85	92.1	6.07	6.1
SR5	22/10/2014 0:30	27.74	106.9	7.10	1.8	SR5	22/10/2014 6:30	27.81	97.2	6.44	4.1	SR5	22/10/2014 12:30	27.90	100.1	6.61	2.6	SR5	22/10/2014 18:30	27.85	92.8	6.12	6.8
SR5	22/10/2014 0:35	27.75	108.1	7.18	1.3	SR5	22/10/2014 6:35	27.82	97.2	6.43	3.9	SR5	22/10/2014 12:35	27.91	100.7	6.65	2.4	SR5	22/10/2014 18:35	27.84	90.9	5.99	7.4
SR5	22/10/2014 0:40	27.76	106.9	7.10	1.6	SR5	22/10/2014 6:40	27.81	95.6	6.32	4.1	SR5	22/10/2014 12:40	27.91	101.6	6.71	2.7	SR5	22/10/2014 18:40	27.83	90.9	5.98	**9.2**
SR5	22/10/2014 0:45	27.78	106.3	7.06	1.5	SR5	22/10/2014 6:45	27.81	96.0	6.35	4.1	SR5	22/10/2014 12:45	27.94	104.2	6.88	2.2	SR5	22/10/2014 18:45	27.84	90.4	5.96	7.1
SR5	22/10/2014 0:50	27.77	105.9	7.03	1.4	SR5	22/10/2014 6:50	27.81	95.6	6.32	4.2	SR5	22/10/2014 12:50	27.96	103.8	6.86	1.9	SR5	22/10/2014 18:50	27.84	90.4	5.95	7.0
SR5	22/10/2014 0:55	27.77	105.9	7.03	1.7	SR5	22/10/2014 6:55	27.80	94.9	6.28	5.8	SR5	22/10/2014 12:55	27.95	102.7	6.78	2.3	SR5	22/10/2014 18:55	27.83	89.8	5.91	7.8
SR5	22/10/2014 1:00	27.78	105.7	7.01	2.2	SR5	22/10/2014 7:00	27.80	94.3	6.23	4.1	SR5	22/10/2014 13:00	27.97	104.3	6.89	2.2	SR5	22/10/2014 19:00	27.83	89.4	5.89	7.8
SR5	22/10/2014 1:05	27.77	110.3	7.35	1.8	SR5	22/10/2014 7:05	27.79	94.1	6.21	5.7	SR5	22/10/2014 13:05	28.00	108.4	7.17	2.7	SR5	22/10/2014 19:05	27.83	88.9	5.85	**8.0**
SR5	22/10/2014 1:10	27.76	111.8	7.46	1.7	SR5	22/10/2014 7:10	27.80	93.8	6.20	4.3	SR5	22/10/2014 13:10	27.98	109.3	7.23	2.3	SR5	22/10/2014 19:10	27.85	88.9	5.86	5.6
SR5	22/10/2014 1:15	27.73	111.6	7.45	1.8	SR5	22/10/2014 7:15	27.80	93.6	6.19	4.1	SR5	22/10/2014 13:15	27.97	108.2	7.16	2.5	SR5	22/10/2014 19:15	27.83	88.8	5.84	6.3
SR5	22/10/2014 1:20	27.79	110.6	7.36	2.1	SR5	22/10/2014 7:20	27.79	97.3	6.45	3.6	SR5	22/10/2014 13:20	28.02	113.8	7.54	2.2	SR5	22/10/2014 19:20	27.83	89.0	5.86	6.1
SR5	22/10/2014 1:25	27.79	110.5	7.36	1.9	SR5	22/10/2014 7:25	27.80	94.4	6.24	4.7	SR5	22/10/2014 13:25	27.97	110.8	7.34	3.1	SR5	22/10/2014 19:25	27.82	88.7	5.84	7.4
SR5	22/10/2014 1:30	27.79	111.4	7.42	2.0	SR5	22/10/2014 7:30	27.80	95.1	6.29	3.8	SR5	22/10/2014 13:30	27.99	111.2	7.37	3.0	SR5	22/10/2014 19:30	27.82	88.4	5.82	7.8
SR5	22/10/2014 1:35	27.79	110.8	7.38	2.0	SR5	22/10/2014 7:35	27.79	93.0	6.14	4.9	SR5	22/10/2014 13:35	27.98	109.8	7.28	3.5	SR5	22/10/2014 19:35	27.81	88.1	5.80	**8.7**
SR5	22/10/2014 1:40	27.82	117.7	7.88	1.9	SR5	22/10/2014 7:40	27.79	92.7	6.13	4.0	SR5	22/10/2014 13:40	28.07	112.0	7.42	3.3	SR5	22/10/2014 19:40	27.80	88.1	5.79	7.5
SR5	22/10/2014 1:45	27.85	119.2	7.99	1.6	SR5	22/10/2014 7:45	27.79	92.7	6.12	5.0	SR5	22/10/2014 13:45	28.04	111.8	7.40	3.3	SR5	22/10/2014 19:45	27.80	88.1	5.79	**8.2**
SR5	22/10/2014 1:50	27.86	120.2	8.07	1.6	SR5	22/10/2014 7:50	27.78	91.7	6.05	6.1	SR5	22/10/2014 13:50	28.03	111.0	7.35	3.5	SR5	22/10/2014 19:50	27.81	86.5	5.69	7.5
SR5	22/10/2014 1:55	27.90	120.8	8.11	1.7	SR5	22/10/2014 7:55	27.79	91.6	6.05	5.0	SR5	22/10/2014 13:55	28.03	110.0	7.29	3.8	SR5	22/10/2014 19:55	27.80	86.9	5.71	7.8
SR5	22/10/2014 2:00	27.87	119.3	8.00	1.9	SR5	22/10/2014 8:00	27.79	91.9	6.07	4.8	SR5	22/10/2014 14:00	28.03	109.9	7.27	2.7	SR5	22/10/2014 20:00	27.80	87.5	5.75	**8.6**
SR5	22/10/2014 2:05	27.87	119.6	8.03	1.7	SR5	22/10/2014 8:05	27.79	91.4	6.04	4.7	SR5	22/10/2014 14:05	28.07	110.9	7.34	2.9	SR5	22/10/2014 20:05	27.80	87.1	5.73	7.2
SR5	22/10/2014 2:10	27.86	119.4	8.02	1.7	SR5	22/10/2014 8:10	27.78	90.8	6.00	5.4	SR5	22/10/2014 14:10	28.10	113.8	7.53	2.0	SR5	22/10/2014 20:10	27.79	87.4	5.75	7.9
SR5	22/10/2014 2:15	27.86	119.0	7.99	2.1	SR5	22/10/2014 8:15	27.78	90.7	5.98	6.1	SR5	22/10/2014 14:15	28.08	114.2	7.57	2.6	SR5	22/10/2014 20:15	27.80	87.1	5.73	7.1
SR5	22/10/2014 2:20	27.86	118.4	7.95	1.5	SR5	22/10/2014 8:20	27.78	90.0	5.94	5.8	SR5	22/10/2014 14:20	28.07	113.6	7.53	2.4	SR5	22/10/2014 20:20	27.80	87.5	5.75	7.8
SR5	22/10/2014 2:25	27.86	117.2	7.87	1.5	SR5	22/10/2014 8:25	27.78	89.8	5.92	5.8	SR5	22/10/2014 14:25	28.12	119.0	7.90	2.0	SR5	22/10/2014 20:25	27.79	87.4	5.75	7.7
SR5	22/10/2014 2:30	27.86	117.7	7.90	2.1	SR5	22/10/2014 8:30	27.78	89.4	5.89	5.7	SR5	22/10/2014 14:30	28.10	117.9	7.82	2.2	SR5	22/10/2014 20:30	27.79	87.3	5.74	7.9
SR5	22/10/2014 2:35	27.87	118.9	7.98	1.6	SR5	22/10/2014 8:35	27.78	90.3	5.96	6.8	SR5	22/10/2014 14:35	28.09	118.7	7.87	2.2	SR5	22/10/2014 20:35	27.79	87.1	5.73	6.7
SR5	22/10/2014 2:40	27.87	118.0	7.93	1.6	SR5	22/10/2014 8:40	27.76	89.6	5.91	6.1	SR5	22/10/2014 14:40	28.10	117.6	7.80	2.3	SR5	22/10/2014 20:40	27.79	87.2	5.74	7.2
SR5	22/10/2014 2:45	27.87	118.4	7.95	1.9	SR5	22/10/2014 8:45	27.79	90.5	5.97	6.2	SR5	22/10/2014 14:45	28.11	117.9	7.81	1.6	SR5	22/10/2014 20:45	27.80	86.5	5.69	6.7
SR5	22/10/2014 2:50	27.86	119.4	8.02	1.7	SR5	22/10/2014 8:50	27.78	89.6	5.90	7.0	SR5	22/10/2014 14:50	28.12	117.7	7.80	1.9	SR5	22/10/2014 20:50	27.80	86.7	5.70	6.7
SR5	22/10/2014 2:55	27.86	117.7	7.90	1.8	SR5	22/10/2014 8:55	27.78	89.3	5.89	6.9	SR5	22/10/2014 14:55	28.17	118.6	7.85	1.8	SR5	22/10/2014 20:55	27.79	86.6	5.69	6.3
SR5	22/10/2014 3:00	27.86	117.6	7.90	2.0	SR5	22/10/2014 9:00	27.78	88.7	5.84	7.2	SR5	22/10/2014 15:00	28.17	121.4	8.05	2.1	SR5	22/10/2014 21:00	27.79	86.4	5.68	6.5
SR5	22/10/2014 3:05	27.86	117.8	7.91	1.8	SR5	22/10/2014 9:05	27.78	88.6	5.83	**8.2**	SR5	22/10/2014 15:05	28.16	121.9	8.09	1.6	SR5	22/10/2014 21:05	27.79	85.5	5.63	6.3
SR5	22/10/2014 3:10	27.87	117.2	7.87	2.0	SR5	22/10/2014 9:10	27.79	89.2	5.88	**8.0**	SR5	22/10/2014 15:10	28.15	119.3	7.91	1.7	SR5	22/10/2014 21:10	27.79	85.6	5.63	6.1
SR5	22/10/2014 3:15	27.86	117.3	7.87	2.4	SR5	22/10/2014 9:15	27.78	88.3	5.81	7.4	SR5	22/10/2014 15:15	28.14	119.5	7.92	1.8	SR5	22/10/2014 21:15	27.79	85.4	5.61	6.3
SR5	22/10/2014 3:20	27.85	118.2	7.94	1.8	SR5	22/10/2014 9:20	27.78	88.6	5.84	6.8	SR5	22/10/2014 15:20	28.15	119.6	7.93	1.6	SR5	22/10/2014 21:20	27.79	84.2	5.54	6.3
SR5	22/10/2014 3:25	27.84	118.2	7.94	1.7	SR5	22/10/2014 9:25	27.78	87.7	5.77	7.0	SR5	22/10/2014 15:25	28.16	123.3	8.18	1.3	SR5	22/10/2014 21:25	27.79	83.6	5.50	6.6
SR5	22/10/2014 3:30	27.86	118.3	7.94	1.6	SR5	22/10/2014 9:30	27.79	87.7	5.77	5.9	SR5	22/10/2014 15:30	28.13	120.7	8.00	1.7	SR5	22/10/2014 21:30	27.79	84.3	5.54	6.2
SR5	22/10/2014 3:35	27.86	117.4	7.88	2.2	SR5	22/10/2014 9:35	27.80	87.5	5.76	7.0	SR5	22/10/2014 15:35	28.14	123.2	8.18	1.9	SR5	22/10/2014 21:35	27.79	84.0	5.52	5.8
SR5	22/10/2014 3:40	27.86	118.0	7.92	1.8	SR5	22/10/2014 9:40	27.77	87.5	5.76	6.3	SR5	22/10/2014 15:40	28.15	123.2	8.17	1.4	SR5	22/10/2014 21:40	27.79	84.7	5.57	5.4
SR5	22/10/2014 3:45	27.87	117.8	7.91	2.3	SR5	22/10/2014 9:45	27.78	87.3	5.75	6.6	SR5	22/10/2014 15:45	28.15	122.2	8.11	1.8	SR5	22/10/2014 21:45	27.81	90.6	5.96	5.6
SR5	22/10/2014 3:50	27.86	117.8	7.91	1.8	SR5	22/10/2014 9:50	27.79	86.9	5.72	6.3	SR5	22/10/2014 15:50	28.15	122.3	8.11	1.3	SR5	22/10/2014 21:50	27.81	90.9	5.98	5.5
SR5	22/10/2014 3:55	27.86	117.2	7.87	2.7	SR5	22/10/2014 9:55	27.77	88.5	5.83	3.2	SR5	22/10/2014 15:55	28.13	120.3	7.98	1.2	SR5	22/10/2014 21:55	27.81	90.9	5.98	5.4
SR5	22/10/2014 4:00	27.85	116.3	7.81	2.0	SR5	22/10/2014 10:00	27.79	95.4	6.30	4.2	SR5	22/10/2014 16:00	28.15	119.0	7.88	1.6	SR5	22/10/2014 22:00	27.81	90.9	5.99	6.3
SR5	22/10/2014 4:05	27.86	115.6	7.76	1.9	SR5	22/10/2014 10:05	27.79	94.5	6.23	4.1	SR5	22/10/2014 16:05	28.12	120.1	7.97	1.4	SR5	22/10/2014 22:05	27.80	90.9	5.99	6.1
SR5	22/10/2014 4:10	27.86	115.2	7.74	1.9	SR5	22/10/2014 10:10	27.79	94.3	6.22	4.5	SR5	22/10/2014 16:10	28.14	119.6	7.93	1.2	SR5	22/10/2014 22:10	27.80	90.5	5.96	5.6
SR5	22/10/2014 4:15	27.86	115.0	7.72	1.9	SR5	22/10/2014 10:15	27.80	94.9	6.26	4.0	SR5	22/10/2014 16:15	28.14	119.6	7.93	1.1	SR5	22/10/2014 22:15	27.80	90.6	5.96	5.2
SR5	22/10/2014 4:20	27.85	115.0	7.72	1.7	SR5	22/10/2014 10:20	27.79	94.3	6.22	3.5	SR5	22/10/2014 16:20	28.13	119.5	7.92	1.3	SR5	22/10/2014 22:20	27.79	90.2	5.94	5.2
SR5	22/10/2014 4:25	27.85	115.2	7.74	2.0	SR5	22/10/2014 10:25	27.80	94.7	6.24	4.1	SR5	22/10/2014 16:25	28.14	119.6	7.93	1.4	SR5	22/10/2014 22:25	27.80	90.1	5.93	6.1
SR5	22/10/2014 4:30	27.86	114.9	7.71	2.3	SR5	22/10/2014 10:30	27.82	95.0	6.27	3.9	SR5	22/10/2014 16:30	28.14	119.7	7.94	1.6	SR5	22/10/2014 22:30	27.79	90.3	5.95	6.1
SR5	22/10/2014 4:35	27.86	114.9	7.71	2.0	SR5	22/10/2014 10:35	27.80	94.4	6.23	3.6	SR5	22/10/2014 16:35	28.15	117.3	7.77	1.9	SR5	22/10/2014 22:35	27.79	90.0	5.93	5.6
SR5	22/10/2014 4:40	27.86	115.3	7.73	2.4	SR5	22/10/2014 10:40	27.81	94.7	6.25	3.9	SR5	22/10/2014 16:40	28.15	118.6	7.86	1.8	SR5	22/10/2014 22:40	27.80	90.1	5.93	7.2
SR5	22/10/2014 4:45	27.86	114.9	7.71	2.5	SR5	22/10/2014 10:45	27.81	94.2	6.21	4.4	SR5	22/10/2014 16:45	28.10	115.9	7.68	2.7	SR5	22/10/2014 22:45	27.80	89.9	5.92	6.4
SR5	22/10/2014 4:50	27.88	115.3	7.72	2.1	SR5	22/10/2014 10:50	27.81	93.7	6.18	4.6	SR5	22/10/2014 16:50	28.08	111.5	7.39	2.0	SR5	22/10/2014 22:50	27.79	89.6	5.90	5.8
SR5	22/10/2014 4:55	27.87	115.2	7.72	2.5	SR5	22/10/2014 10:55	27.83	95.1	6.27	3.8	SR5	22/10/2014 16:55	28.11	114.4	7.58	2.1	SR5	22/10/2014 22:55	27.77	91.2	6.01	5.0
SR5	22/10/2014 5:00	27.87	114.1	7.63	2.5	SR5	22/10/2014 11:00	27.83	94.8	6.25	4.7	SR5	22/10/2014 17:00	28.08	112.6	7.46	2.4	SR5	22/10/2014 23:00	27.78	90.9	5.99	5.3
SR5	22/10/2014 5:05	27.87	112.9	7.55	2.3	SR5	22/10/2014 11:05	27.82	95.1	6.27	4.2	SR5	22/10/2014 17:05	28.06	111.0	7.35	2.0	SR5	22/10/2014 23:05	27.71	92.0	6.07	3.5
SR5	22/10/2014 5:10	27.85	111.8	7.47	2.0	SR5	22/10/2014 11:10	27.83	95.4	6.29	5.9	SR5	22/10/2014 17:10	28.05	109.6	7.26	1.8	SR5	22/10/2014 23:10	27.74	91.6	6.04	4.1
SR5	22/10/2014 5:15	27.86	111.1	7.42	2.0	SR5	22/10/2014 11:15	27.86	97.6	6.44	5.3	SR5	22/10/2014 17:15	28.03	108.3	7.17	2.3	SR5	22/10/2014 23:15	27.76	91.5	6.03	3.7
SR5	22/10/2014 5:20	27.85	111.1	7.42	1.8	SR5	22/10/2014 11:20	27.86	97.5	6.44	4.5	SR5	22/10/2014 17:20	28.04	107.9	7.15	2.0	SR5	22/10/2014 23:20	27.75	91.6	6.05	3.1
SR5	22/10/2014 5:25	27.84	110.2	7.35	2.4	SR5	22/10/2014 11:25	27.82	95.7	6.32	5.9	SR5	22/10/2014 17:25	28.07	109.6	7.26	2.6	SR5	22/10/2014 23:25	27.76	91.4	6.03	3.7
SR5	22/10/2014 5:30	27.85	109.6	7.31	1.9	SR5	22/10/2014 11:30	27.85	95.9	6.33	5.1	SR5	22/10/2014 17:30	28.05	108.5	7.18	2.1	SR5	22/10/2014 23:30	27.78	91.2	6.02	4.1
SR5	22/10/2014 5:35	27.84	108.0	7.20	3.0	SR5	22/10/2014 11:35	27.86	96.9	6.39	3.5	SR5	22/10/2014 17:35	28.02	106.2	7.03	3.3	SR5	22/10/2014 23:35	27.79	91.1	6.00	4.1
SR5	22/10/2014 5:40	27.84	106.3	7.07	2.9	SR5	22/10/2014 11:40	27.86	96.5	6.36	4.3	SR5	22/10/2014 17:40	27.99	104.4	6.91	4.1	SR5	22/10/2014 23:40	27.79	90.8	5.99	5.2
SR5	22/10/2014 5:45	27.83	101.8	6.75	4.1	SR5	22/10/2014 11:45	27.85	96.3	6.36	4.6	SR5	22/10/2014 17:45	27.97	102.6	6.78	4.6	SR5	22/10/2014 23:45	27.79	90.9	5.99	4.8
SR5	22/10/2014 5:50	27.83	101.4	6.72	3.8	SR5	22/10/2014 11:50	27.88	97.9	6.46	2.9	SR5	22/10/2014 17:50	27.95	100.3	6.63	5.2	SR5	22/10/2014 23:50	27.79	90.7	5.98	3.5
SR5	22/10/2014 5:55	27.83	100.9	6.69	3.9	SR5	22/10/2014 11:55	27.90	98.1	6.47	2.8	SR5	22/10/2014 17:55	27.91	97.5	6.44	5.7	SR5	22/10/2014 23:55	27.79	90.7	5.98	4.1

Station	Timestamp	Temp (° C)	DO (%)	DO (mg/L)	Tur (NTU)	Station	Timestamp	Temp (° C)	DO (%)	DO (mg/L)	Tur (NTU)	Station	Timestamp	Temp (° C)	DO (%)	DO (mg/L)	Tur (NTU)	Station	Timestamp	Temp (°C)	DO (%)	DO (mg/L)	Tur (NTU)
SR9	22/10/2014 0:00	27.22	108.2	7.25	2.6	SR9	22/10/2014 6:00	27.22	94.4	6.39	4.6	SR9	22/10/2014 12:00	27.38	107.6	7.23	**5.3**	SR9	22/10/2014 18:00	27.66	114.6	7.68	**6.0**
SR9	22/10/2014 0:05	27.22	107.8	7.21	2.8	SR9	22/10/2014 6:05	27.22	94.8	6.42	**7.9**	SR9	22/10/2014 12:05	27.36	107.2	7.21	**4.9**	SR9	22/10/2014 18:05	27.65	112.9	7.57	**7.4**
SR9	22/10/2014 0:10	27.25	109.5	7.32	2.6	SR9	22/10/2014 6:10	27.21	94.5	6.39	**5.2**	SR9	22/10/2014 12:10	27.39	108.0	7.26	**5.2**	SR9	22/10/2014 18:10	27.63	111.7	7.52	**7.1**
SR9	22/10/2014 0:15	27.25	109.1	7.29	2.4	SR9	22/10/2014 6:15	27.21	92.9	6.29	**5.2**	SR9	22/10/2014 12:15	27.38	107.8	7.24	**5.1**	SR9	22/10/2014 18:15	27.62	111.0	7.44	**6.9**
SR9	22/10/2014 0:20	27.24	108.9	7.32	2.5	SR9	22/10/2014 6:20	27.21	92.7	6.27	**6.3**	SR9	22/10/2014 12:20	27.38	107.4	7.21	**5.2**	SR9	22/10/2014 18:20	27.62	110.2	7.39	**5.9**
SR9	22/10/2014 0:25	27.25	109.1	7.32	2.7	SR9	22/10/2014 6:25	27.21	93.5	6.32	**6.7**	SR9	22/10/2014 12:25	27.39	107.9	7.24	**5.3**	SR9	22/10/2014 18:25	27.62	112.2	7.51	**5.5**
SR9	22/10/2014 0:30	27.24	107.6	7.22	2.6	SR9	22/10/2014 6:30	27.21	92.8	6.26	**6.4**	SR9	22/10/2014 12:30	27.39	109.3	7.33	**5.3**	SR9	22/10/2014 18:30	27.62	110.0	7.37	**5.0**
SR9	22/10/2014 0:35	27.24	108.1	7.28	2.6	SR9	22/10/2014 6:35	27.20	92.7	6.25	**6.8**	SR9	22/10/2014 12:35	27.39	108.6	7.29	**4.9**	SR9	22/10/2014 18:35	27.62	113.1	7.62	**5.0**
SR9	22/10/2014 0:40	27.25	107.7	7.24	2.7	SR9	22/10/2014 6:40	27.19	92.4	6.24	**6.8**	SR9	22/10/2014 12:40	27.44	108.5	7.28	**4.9**	SR9	22/10/2014 18:40	27.61	112.3	7.53	**4.8**
SR9	22/10/2014 0:45	27.25	107.9	7.27	2.8	SR9	22/10/2014 6:45	27.20	93.2	6.28	**7.1**	SR9	22/10/2014 12:45	27.44	109.7	7.37	**5.0**	SR9	22/10/2014 18:45	27.60	108.7	7.28	**5.1**
SR9	22/10/2014 0:50	27.25	106.9	7.20	3.1	SR9	22/10/2014 6:50	27.19	93.7	6.31	**6.6**	SR9	22/10/2014 12:50	27.45	107.9	7.25	4.5	SR9	22/10/2014 18:50	27.59	108.4	7.26	**5.9**
SR9	22/10/2014 0:55	27.25	106.7	7.18	2.7	SR9	22/10/2014 6:55	27.19	93.3	6.28	**6.9**	SR9	22/10/2014 12:55	27.44	108.8	7.31	**4.8**	SR9	22/10/2014 18:55	27.59	109.3	7.33	**6.1**
SR9	22/10/2014 1:00	27.25	106.7	7.18	2.7	SR9	22/10/2014 7:00	27.19	93.7	6.30	**6.1**	SR9	22/10/2014 13:00	27.48	109.1	7.32	4.4	SR9	22/10/2014 19:00	27.59	109.7	7.36	**5.8**
SR9	22/10/2014 1:05	27.24	106.3	7.14	2.9	SR9	22/10/2014 7:05	27.19	94.4	6.35	**5.8**	SR9	22/10/2014 13:05	27.48	108.7	7.29	**5.0**	SR9	22/10/2014 19:05	27.58	109.7	7.36	**5.6**
SR9	22/10/2014 1:10	27.24	107.8	7.26	2.7	SR9	22/10/2014 7:10	27.20	96.0	6.47	**5.9**	SR9	22/10/2014 13:10	27.48	109.3	7.34	4.6	SR9	22/10/2014 19:10	27.58	108.8	7.30	**5.8**
SR9	22/10/2014 1:15	27.25	108.5	7.30	2.4	SR9	22/10/2014 7:15	27.20	95.6	6.44	**7.1**	SR9	22/10/2014 13:15	27.49	109.3	7.34	4.3	SR9	22/10/2014 19:15	27.59	108.8	7.32	**7.0**
SR9	22/10/2014 1:20	27.25	108.4	7.28	2.4	SR9	22/10/2014 7:20	27.20	95.8	6.46	**6.2**	SR9	22/10/2014 13:20	27.50	108.4	7.28	**4.8**	SR9	22/10/2014 19:20	27.58	108.5	7.30	**6.9**
SR9	22/10/2014 1:25	27.23	107.2	7.21	2.6	SR9	22/10/2014 7:25	27.20	96.6	6.52	**6.5**	SR9	22/10/2014 13:25	27.50	108.3	7.28	4.5	SR9	22/10/2014 19:25	27.59	109.1	7.34	**7.2**
SR9	22/10/2014 1:30	27.23	108.5	7.32	2.5	SR9	22/10/2014 7:30	27.20	96.6	6.52	**7.0**	SR9	22/10/2014 13:30	27.50	108.4	7.29	4.4	SR9	22/10/2014 19:30	27.62	113.9	7.66	4.1
SR9	22/10/2014 1:35	27.23	106.1	7.13	2.7	SR9	22/10/2014 7:35	27.20	96.1	6.48	**7.6**	SR9	22/10/2014 13:35	27.51	109.0	7.34	**4.8**	SR9	22/10/2014 19:35	27.63	115.0	7.70	3.4
SR9	22/10/2014 1:40	27.23	105.0	7.07	3.5	SR9	22/10/2014 7:40	27.20	96.9	6.54	**7.5**	SR9	22/10/2014 13:40	27.51	109.6	7.37	4.4	SR9	22/10/2014 19:40	27.62	114.4	7.65	**4.9**
SR9	22/10/2014 1:45	27.22	102.8	6.92	2.5	SR9	22/10/2014 7:45	27.20	97.0	6.55	**7.7**	SR9	22/10/2014 13:45	27.53	109.5	7.36	**5.4**	SR9	22/10/2014 19:45	27.62	113.7	7.62	2.7
SR9	22/10/2014 1:50	27.22	101.0	6.81	2.9	SR9	22/10/2014 7:50	27.20	97.0	6.52	**9.8**	SR9	22/10/2014 13:50	27.54	110.0	7.38	**5.4**	SR9	22/10/2014 19:50	27.63	114.6	7.67	3.9
SR9	22/10/2014 1:55	27.24	106.7	7.19	2.6	SR9	22/10/2014 7:55	27.20	96.7	6.52	**9.5**	SR9	22/10/2014 13:55	27.55	109.0	7.32	**5.1**	SR9	22/10/2014 19:55	27.63	113.9	7.63	3.0
SR9	22/10/2014 2:00	27.22	105.3	7.08	3.0	SR9	22/10/2014 8:00	27.20	96.6	6.51	**9.7**	SR9	22/10/2014 14:00	27.57	110.2	7.41	**5.1**	SR9	22/10/2014 20:00	27.63	114.9	7.70	3.2
SR9	22/10/2014 2:05	27.23	105.5	7.10	2.8	SR9	22/10/2014 8:05	27.19	97.0	6.54	**7.7**	SR9	22/10/2014 14:05	27.60	109.5	7.33	4.6	SR9	22/10/2014 20:05	27.62	114.3	7.66	3.4
SR9	22/10/2014 2:10	27.24	106.3	7.17	2.6	SR9	22/10/2014 8:10	27.19	96.9	6.53	**8.1**	SR9	22/10/2014 14:10	27.61	109.9	7.36	4.6	SR9	22/10/2014 20:10	27.62	114.8	7.69	3.3
SR9	22/10/2014 2:15	27.23	107.3	7.24	2.5	SR9	22/10/2014 8:15	27.19	96.3	6.49	**8.2**	SR9	22/10/2014 14:15	27.63	109.8	7.34	4.3	SR9	22/10/2014 20:15	27.61	114.3	7.66	3.4
SR9	22/10/2014 2:20	27.23	106.2	7.16	3.3	SR9	22/10/2014 8:20	27.17	95.6	6.45	**7.0**	SR9	22/10/2014 14:20	27.64	109.5	7.32	**5.1**	SR9	22/10/2014 20:20	27.60	114.3	7.65	3.5
SR9	22/10/2014 2:25	27.21	104.5	7.04	2.5	SR9	22/10/2014 8:25	27.18	96.5	6.51	**7.1**	SR9	22/10/2014 14:25	27.63	110.0	7.36	**4.9**	SR9	22/10/2014 20:25	27.59	113.2	7.61	3.4
SR9	22/10/2014 2:30	27.21	104.8	7.06	3.1	SR9	22/10/2014 8:30	27.18	96.4	6.50	**7.7**	SR9	22/10/2014 14:30	27.69	110.8	7.40	4.2	SR9	22/10/2014 20:30	27.59	113.4	7.63	3.9
SR9	22/10/2014 2:35	27.20	103.5	6.98	2.9	SR9	22/10/2014 8:35	27.18	96.0	6.47	**7.7**	SR9	22/10/2014 14:35	27.71	115.4	7.71	4.6	SR9	22/10/2014 20:35	27.58	112.0	7.53	3.7
SR9	22/10/2014 2:40	27.20	103.1	6.95	**10.9**	SR9	22/10/2014 8:40	27.18	96.4	6.50	**11.0**	SR9	22/10/2014 14:40	27.72	118.4	7.92	**4.8**	SR9	22/10/2014 20:40	27.59	112.7	7.57	4.0
SR9	22/10/2014 2:45	27.20	103.8	7.00	3.6	SR9	22/10/2014 8:45	27.18	96.9	6.54	**7.9**	SR9	22/10/2014 14:45	27.68	118.2	7.91	**5.6**	SR9	22/10/2014 20:45	27.58	112.2	7.55	4.1
SR9	22/10/2014 2:50	27.19	103.9	7.02	3.2	SR9	22/10/2014 8:50	27.18	96.1	6.48	**7.4**	SR9	22/10/2014 14:50	27.68	119.0	7.96	**5.0**	SR9	22/10/2014 20:50	27.58	112.4	7.54	4.3
SR9	22/10/2014 2:55	27.17	103.1	6.96	4.0	SR9	22/10/2014 8:55	27.18	96.9	6.53	**8.2**	SR9	22/10/2014 14:55	27.67	119.5	7.99	**4.8**	SR9	22/10/2014 20:55	27.56	111.0	7.45	4.2
SR9	22/10/2014 3:00	27.25	111.4	7.54	2.4	SR9	22/10/2014 9:00	27.16	95.5	6.44	**7.0**	SR9	22/10/2014 15:00	27.67	119.3	7.97	4.2	SR9	22/10/2014 21:00	27.58	111.1	7.46	4.6
SR9	22/10/2014 3:05	27.26	111.0	7.51	2.6	SR9	22/10/2014 9:05	27.16	95.6	6.45	**6.8**	SR9	22/10/2014 15:05	27.68	119.4	8.00	4.4	SR9	22/10/2014 21:05	27.58	111.0	7.46	**5.0**
SR9	22/10/2014 3:10	27.27	111.2	7.52	2.4	SR9	22/10/2014 9:10	27.16	95.7	6.45	**6.5**	SR9	22/10/2014 15:10	27.73	122.4	8.19	**5.0**	SR9	22/10/2014 21:10	27.57	109.7	7.36	**5.3**
SR9	22/10/2014 3:15	27.26	111.5	7.53	2.3	SR9	22/10/2014 9:15	27.16	96.3	6.49	**6.9**	SR9	22/10/2014 15:15	27.77	122.8	8.20	**4.8**	SR9	22/10/2014 21:15	27.56	110.0	7.39	**5.0**
SR9	22/10/2014 3:20	27.26	110.5	7.49	2.4	SR9	22/10/2014 9:20	27.16	97.1	6.55	**7.8**	SR9	22/10/2014 15:20	27.73	123.3	8.26	**5.1**	SR9	22/10/2014 21:20	27.57	111.0	7.45	**5.5**
SR9	22/10/2014 3:25	27.25	108.7	7.36	2.6	SR9	22/10/2014 9:25	27.17	97.0	6.55	**8.3**	SR9	22/10/2014 15:25	27.79	121.9	8.14	4.3	SR9	22/10/2014 21:25	27.56	109.9	7.36	**5.5**
SR9	22/10/2014 3:30	27.15	95.6	6.48	**6.8**	SR9	22/10/2014 9:30	27.17	96.9	6.54	**9.4**	SR9	22/10/2014 15:30	27.80	123.6	8.26	4.5	SR9	22/10/2014 21:30	27.56	109.9	7.38	**5.8**
SR9	22/10/2014 3:35	27.20	104.0	7.04	**5.1**	SR9	22/10/2014 9:35	27.16	96.6	6.52	**6.6**	SR9	22/10/2014 15:35	27.82	123.4	8.25	4.1	SR9	22/10/2014 21:35	27.55	109.8	7.39	**5.2**
SR9	22/10/2014 3:40	27.19	102.0	6.90	**7.3**	SR9	22/10/2014 9:40	27.17	97.3	6.56	**7.4**	SR9	22/10/2014 15:40	27.84	122.3	8.17	3.7	SR9	22/10/2014 21:40	27.55	110.9	7.44	**5.7**
SR9	22/10/2014 3:45	27.16	98.2	6.65	4.3	SR9	22/10/2014 9:45	27.17	97.6	6.59	**7.0**	SR9	22/10/2014 15:45	27.85	122.4	8.18	4.3	SR9	22/10/2014 21:45	27.55	111.9	7.51	**5.1**
SR9	22/10/2014 3:50	27.19	102.3	6.94	3.7	SR9	22/10/2014 9:50	27.18	97.5	6.58	**6.9**	SR9	22/10/2014 15:50	27.85	119.9	8.01	4.6	SR9	22/10/2014 21:50	27.54	111.8	7.51	**4.9**
SR9	22/10/2014 3:55	27.18	103.7	7.03	3.5	SR9	22/10/2014 9:55	27.17	97.7	6.59	**7.4**	SR9	22/10/2014 15:55	27.80	117.4	7.85	4.5	SR9	22/10/2014 21:55	27.55	113.0	7.58	4.4
SR9	22/10/2014 4:00	27.22	108.0	7.32	2.8	SR9	22/10/2014 10:00	27.18	97.1	6.55	**7.0**	SR9	22/10/2014 16:00	27.82	117.9	7.88	**5.2**	SR9	22/10/2014 22:00	27.55	113.7	7.64	**5.6**
SR9	22/10/2014 4:05	27.24	109.9	7.44	2.5	SR9	22/10/2014 10:05	27.20	99.4	6.69	**6.2**	SR9	22/10/2014 16:05	27.85	114.9	7.68	3.9	SR9	22/10/2014 22:05	27.55	113.7	7.67	4.1
SR9	22/10/2014 4:10	27.24	108.9	7.38	2.3	SR9	22/10/2014 10:10	27.21	99.9	6.73	**7.0**	SR9	22/10/2014 16:10	27.75	113.8	7.62	**5.3**	SR9	22/10/2014 22:10	27.54	114.3	7.70	**4.8**
SR9	22/10/2014 4:15	27.27	109.0	7.38	2.5	SR9	22/10/2014 10:15	27.21	100.1	6.74	**6.6**	SR9	22/10/2014 16:15	27.66	118.2	7.92	**6.2**	SR9	22/10/2014 22:15	27.54	114.2	7.71	4.0
SR9	22/10/2014 4:20	27.25	107.2	7.26	2.8	SR9	22/10/2014 10:20	27.24	101.3	6.82	**6.4**	SR9	22/10/2014 16:20	27.68	116.1	7.80	**5.5**	SR9	22/10/2014 22:20	27.55	114.3	7.68	3.9
SR9	22/10/2014 4:25	27.28	106.9	7.23	3.6	SR9	22/10/2014 10:25	27.24	100.8	6.80	**7.0**	SR9	22/10/2014 16:25	27.69	115.1	7.74	4.6	SR9	22/10/2014 22:25	27.55	114.3	7.67	3.8
SR9	22/10/2014 4:30	27.28	105.9	7.17	2.8	SR9	22/10/2014 10:30	27.25	101.4	6.83	**6.3**	SR9	22/10/2014 16:30	27.65	116.8	7.85	4.4	SR9	22/10/2014 22:30	27.55	114.5	7.67	3.9
SR9	22/10/2014 4:35	27.29	103.9	7.03	4.1	SR9	22/10/2014 10:35	27.24	102.1	6.88	**6.3**	SR9	22/10/2014 16:35	27.64	117.6	7.90	3.9	SR9	22/10/2014 22:35	27.55	114.4	7.67	4.0
SR9	22/10/2014 4:40	27.27	103.8	7.03	4.0	SR9	22/10/2014 10:40	27.26	103.1	6.95	**6.2**	SR9	22/10/2014 16:40	27.63	119.5	8.01	**5.7**	SR9	22/10/2014 22:40	27.54	114.0	7.66	4.0
SR9	22/10/2014 4:45	27.30	103.7	7.02	4.2	SR9	22/10/2014 10:45	27.26	103.8	6.99	**6.2**	SR9	22/10/2014 16:45	27.63	119.4	8.00	**5.8**	SR9	22/10/2014 22:45	27.53	113.2	7.61	4.1
SR9	22/10/2014 4:50	27.30	103.1	6.97	3.9	SR9	22/10/2014 10:50	27.27	104.3	7.02	**6.2**	SR9	22/10/2014 16:50	27.63	120.0	8.06	**5.0**	SR9	22/10/2014 22:50	27.53	113.4	7.65	4.3
SR9	22/10/2014 4:55	27.29	102.2	6.91	3.9	SR9	22/10/2014 10:55	27.27	104.7	7.06	**5.4**	SR9	22/10/2014 16:55	27.66	121.4	8.14	3.9	SR9	22/10/2014 22:55	27.51	112.6	7.59	3.7
SR9	22/10/2014 5:00	27.28	101.9	6.90	3.9	SR9	22/10/2014 11:00	27.28	105.0	7.08	**5.6**	SR9	22/10/2014 17:00	27.68	121.1	8.13	4.2	SR9	22/10/2014 23:00	27.51	112.6	7.58	4.4
SR9	22/10/2014 5:05	27.28	101.1	6.83	**15.2**	SR9	22/10/2014 11:05	27.26	103.3	6.96	**6.1**	SR9	22/10/2014 17:05	27.68	120.1	8.05	3.8	SR9	22/10/2014 23:05	27.50	111.8	7.54	3.6
SR9	22/10/2014 5:10	27.27	100.7	6.81	**4.9**	SR9	22/10/2014 11:10	27.26	103.1	6.96	**5.7**	SR9	22/10/2014 17:10	27.67	119.9	8.05	4.3	SR9	22/10/2014 23:10	27.49	112.0	7.56	4.0
SR9	22/10/2014 5:15	27.25	100.2	6.79	3.9	SR9	22/10/2014 11:15	27.30	105.5	7.11	**5.6**	SR9	22/10/2014 17:15	27.66	119.8	8.03	**5.0**	SR9	22/10/2014 23:15	27.49	111.2	7.51	3.9
SR9	22/10/2014 5:20	27.24	99.2	6.71	4.7	SR9	22/10/2014 11:20	27.24	101.4	6.84	**7.6**	SR9	22/10/2014 17:20	27.64	117.8	7.91	**6.0**	SR9	22/10/2014 23:20	27.48	111.3	7.51	4.1
SR9	22/10/2014 5:25	27.24	98.5	6.66	**5.0**	SR9	22/10/2014 11:25	27.31	105.2	7.09	**5.7**	SR9	22/10/2014 17:25	27.64	116.3	7.81	**8.5**	SR9	22/10/2014 23:25	27.46	111.7	7.55	3.7
SR9	22/10/2014 5:30	27.25	98.8	6.70	4.7	SR9	22/10/2014 11:30	27.33	107.2	7.22	**5.2**	SR9	22/10/2014 17:30	27.65	115.6	7.76	**6.5**	SR9	22/10/2014 23:30	27.48	111.7	7.56	3.5
SR9	22/10/2014 5:35	27.24	97.8	6.61	4.4	SR9	22/10/2014 11:35	27.35	106.2	7.16	**5.0**	SR9	22/10/2014 17:35	27.65	116.0	7.77	**5.6**	SR9	22/10/2014 23:35	27.47	111.7	7.57	3.4
SR9	22/10/2014 5:40	27.25	97.7	6.62	4.6	SR9	22/10/2014 11:40	27.34	107.1	7.22	**5.5**	SR9	22/10/2014 17:40	27.65	115.5	7.75	**5.6**	SR9	22/10/2014 23:40	27.45	111.0	7.50	3.4
SR9	22/10/2014 5:45	27.24	95.7	6.48	**5.4**	SR9	22/10/2014 11:45	27.33	106.8	7.19	**5.3**	SR9	22/10/2014 17:45	27.65	114.4	7.68	**7.2**	SR9	22/10/2014 23:45	27.44	111.3	7.53	3.2
SR9	22/10/2014 5:50	27.24	96.2	6.51	**4.9**	SR9	22/10/2014 11:50	27.35	107.2	7.21	**5.0**	SR9	22/10/2014 17:50	27.66	115.5	7.75	**5.5**	SR9	22/10/2014 23:50	27.45	111.0	7.50	3.2
SR9	22/10/2014 5:55	27.23	96.2	6.52	**6.1**	SR9	22/10/2014 11:55	27.34	106.9	7.19	**5.3**	SR9	22/10/2014 17:55	27.66	114.5	7.68	**5.9**	SR9	22/10/2014 23:55	27.45	111.0	7.51	3.4

Station	Timestamp	Temp (° C)	DO (%)	DO (mg/L)	Tur (NTU)	Station	Timestamp	Temp (° C)	DO (%)	DO (mg/L)	Tur (NTU)	Station	Timestamp	Temp (° C)	DO (%)	DO (mg/L)	Tur (NTU)	Station	Timestamp	Temp (°C)	DO (%)	DO (mg/L)	Tur (NTU)
SR10	22/10/2014 0:00	27.69	65.5	**4.39**	0.8	SR10	22/10/2014 6:00	27.58	86.1	**5.80**	0.1	SR10	22/10/2014 12:00	27.81	92.4	6.19	0.1	SR10	22/10/2014 18:00	28.10	99.5	6.64	1.4
SR10	22/10/2014 0:05	27.69	74.2	**4.98**	0.6	SR10	22/10/2014 6:05	27.60	85.4	**5.75**	0.6	SR10	22/10/2014 12:05	27.82	92.3	6.18	0.1	SR10	22/10/2014 18:05	28.08	98.9	6.60	0.4
SR10	22/10/2014 0:10	27.70	78.9	**5.29**	0.7	SR10	22/10/2014 6:10	27.59	84.7	**5.70**	0.2	SR10	22/10/2014 12:10	27.83	93.5	6.26	0.5	SR10	22/10/2014 18:10	28.06	97.3	6.50	0.8
SR10	22/10/2014 0:15	27.70	78.8	**5.29**	0.5	SR10	22/10/2014 6:15	27.58	86.5	**5.82**	0.1	SR10	22/10/2014 12:15	27.82	93.9	6.29	0.3	SR10	22/10/2014 18:15	28.10	101.2	6.75	0.3
SR10	22/10/2014 0:20	27.70	79.4	**5.33**	0.8	SR10	22/10/2014 6:20	27.59	76.8	**5.17**	0.1	SR10	22/10/2014 12:20	27.86	93.4	6.25	0.4	SR10	22/10/2014 18:20	28.07	99.4	6.64	0.1
SR10	22/10/2014 0:25	27.70	81.1	**5.44**	0.9	SR10	22/10/2014 6:25	27.58	80.9	**5.45**	0.6	SR10	22/10/2014 12:25	27.90	94.3	6.31	0.6	SR10	22/10/2014 18:25	28.05	99.8	6.67	0.1
SR10	22/10/2014 0:30	27.69	79.4	**5.33**	0.4	SR10	22/10/2014 6:30	27.59	76.2	**5.13**	0.2	SR10	22/10/2014 12:30	27.93	93.7	6.26	0.1	SR10	22/10/2014 18:30	28.02	101.0	6.74	0.6
SR10	22/10/2014 0:35	27.69	78.5	**5.27**	0.5	SR10	22/10/2014 6:35	27.59	75.9	**5.10**	0.5	SR10	22/10/2014 12:35	27.95	93.6	6.25	0.1	SR10	22/10/2014 18:35	27.98	101.2	6.76	0.8
SR10	22/10/2014 0:40	27.69	78.0	**5.23**	1.2	SR10	22/10/2014 6:40	27.59	75.8	**5.09**	0.7	SR10	22/10/2014 12:40	27.99	93.9	6.27	0.1	SR10	22/10/2014 18:40	27.96	99.7	6.66	0.1
SR10	22/10/2014 0:45	27.69	78.4	**5.26**	0.6	SR10	22/10/2014 6:45	27.60	78.5	**5.28**	0.6	SR10	22/10/2014 12:45	28.00	95.4	6.37	0.1	SR10	22/10/2014 18:45	27.93	99.3	6.64	0.6
SR10	22/10/2014 0:50	27.69	78.5	**5.27**	0.6	SR10	22/10/2014 6:50	27.60	75.2	**5.06**	0.2	SR10	22/10/2014 12:50	27.96	94.8	6.34	0.3	SR10	22/10/2014 18:50	27.93	98.5	6.59	0.3
SR10	22/10/2014 0:55	27.69	79.5	**5.34**	1.1	SR10	22/10/2014 6:55	27.60	72.9	**4.91**	0.6	SR10	22/10/2014 12:55	27.95	93.2	6.23	0.1	SR10	22/10/2014 18:55	27.92	97.8	6.54	1.1
SR10	22/10/2014 1:00	27.68	83.3	**5.59**	1.9	SR10	22/10/2014 7:00	27.60	70.6	**4.75**	0.1	SR10	22/10/2014 13:00	27.94	91.1	6.09	0.4	SR10	22/10/2014 19:00	27.92	95.2	6.37	0.4
SR10	22/10/2014 1:05	27.68	83.5	**5.60**	1.5	SR10	22/10/2014 7:05	27.56	79.7	**5.36**	0.2	SR10	22/10/2014 13:05	28.00	93.8	6.26	0.6	SR10	22/10/2014 19:05	27.91	93.6	6.26	0.6
SR10	22/10/2014 1:10	27.66	84.8	**5.69**	1.7	SR10	22/10/2014 7:10	27.59	73.4	**4.93**	0.6	SR10	22/10/2014 13:10	28.01	93.1	6.21	0.1	SR10	22/10/2014 19:10	27.90	91.0	6.09	1.4
SR10	22/10/2014 1:15	27.66	85.8	**5.76**	1.6	SR10	22/10/2014 7:15	27.58	73.2	**4.92**	0.1	SR10	22/10/2014 13:15	28.01	92.9	6.20	0.1	SR10	22/10/2014 19:15	27.90	91.7	6.13	1.1
SR10	22/10/2014 1:20	27.65	85.3	**5.73**	1.3	SR10	22/10/2014 7:20	27.59	72.2	**4.85**	0.6	SR10	22/10/2014 13:20	28.03	92.9	6.20	0.2	SR10	22/10/2014 19:20	27.90	84.9	**5.68**	0.6
SR10	22/10/2014 1:25	27.66	85.1	**5.71**	1.2	SR10	22/10/2014 7:25	27.57	73.4	**4.94**	0.6	SR10	22/10/2014 13:25	28.05	92.7	6.18	0.6	SR10	22/10/2014 19:25	27.90	86.1	**5.76**	0.5
SR10	22/10/2014 1:30	27.66	85.1	**5.71**	0.9	SR10	22/10/2014 7:30	27.56	79.0	**5.32**	0.4	SR10	22/10/2014 13:30	27.95	85.8	**5.73**	0.2	SR10	22/10/2014 19:30	27.89	88.2	**5.90**	0.8
SR10	22/10/2014 1:35	27.66	84.8	**5.70**	1.0	SR10	22/10/2014 7:35	27.56	77.5	**5.21**	0.3	SR10	22/10/2014 13:35	28.08	94.8	6.32	0.1	SR10	22/10/2014 19:35	27.88	88.2	**5.90**	0.7
SR10	22/10/2014 1:40	27.67	85.6	**5.75**	1.0	SR10	22/10/2014 7:40	27.58	72.3	**4.87**	0.2	SR10	22/10/2014 13:40	28.10	96.2	6.42	0.1	SR10	22/10/2014 19:40	27.89	87.3	**5.84**	0.4
SR10	22/10/2014 1:45	27.68	85.9	**5.77**	3.2	SR10	22/10/2014 7:45	27.58	73.1	**4.92**	0.2	SR10	22/10/2014 13:45	28.00	86.9	**5.80**	0.6	SR10	22/10/2014 19:45	27.88	87.8	**5.87**	0.6
SR10	22/10/2014 1:50	27.68	85.6	**5.75**	1.4	SR10	22/10/2014 7:50	27.58	71.7	**4.82**	0.2	SR10	22/10/2014 13:50	27.96	85.6	**5.72**	0.2	SR10	22/10/2014 19:50	27.87	87.5	**5.86**	0.6
SR10	22/10/2014 1:55	27.67	85.8	**5.76**	1.1	SR10	22/10/2014 7:55	27.59	72.0	**4.85**	0.1	SR10	22/10/2014 13:55	27.91	91.0	6.08	0.4	SR10	22/10/2014 19:55	27.86	87.3	**5.85**	1.1
SR10	22/10/2014 2:00	27.67	86.0	**5.77**	1.2	SR10	22/10/2014 8:00	27.59	72.0	**4.84**	1.7	SR10	22/10/2014 14:00	27.87	90.8	6.08	1.2	SR10	22/10/2014 20:00	27.85	88.5	**5.93**	1.2
SR10	22/10/2014 2:05	27.67	85.3	**5.73**	3.0	SR10	22/10/2014 8:05	27.59	70.4	**4.73**	0.4	SR10	22/10/2014 14:05	27.88	95.6	6.40	0.1	SR10	22/10/2014 20:05	27.85	87.2	**5.84**	1.0
SR10	22/10/2014 2:10	27.67	86.4	**5.80**	1.2	SR10	22/10/2014 8:10	27.59	72.4	**4.87**	1.3	SR10	22/10/2014 14:10	27.86	97.8	6.55	0.6	SR10	22/10/2014 20:10	27.85	86.4	**5.79**	1.0
SR10	22/10/2014 2:15	27.68	86.8	**5.82**	1.5	SR10	22/10/2014 8:15	27.59	73.1	**4.91**	0.6	SR10	22/10/2014 14:15	27.79	95.7	6.42	0.3	SR10	22/10/2014 20:15	27.85	88.6	**5.93**	1.1
SR10	22/10/2014 2:20	27.72	87.6	**5.88**	1.9	SR10	22/10/2014 8:20	27.59	82.2	**5.53**	0.2	SR10	22/10/2014 14:20	27.86	98.6	6.60	0.1	SR10	22/10/2014 20:20	27.84	88.9	**5.95**	0.8
SR10	22/10/2014 2:25	27.75	89.2	5.98	2.1	SR10	22/10/2014 8:25	27.60	78.8	**5.30**	0.4	SR10	22/10/2014 14:25	27.92	100.1	6.69	0.1	SR10	22/10/2014 20:25	27.84	87.1	**5.83**	1.2
SR10	22/10/2014 2:30	27.73	88.9	**5.96**	1.9	SR10	22/10/2014 8:30	27.61	76.3	**5.13**	0.1	SR10	22/10/2014 14:30	27.99	100.4	6.71	0.1	SR10	22/10/2014 20:30	27.81	89.3	5.97	1.6
SR10	22/10/2014 2:35	27.73	88.8	**5.96**	1.4	SR10	22/10/2014 8:35	27.61	75.5	**5.07**	0.4	SR10	22/10/2014 14:35	28.01	100.3	6.69	0.1	SR10	22/10/2014 20:35	27.82	92.0	6.16	1.1
SR10	22/10/2014 2:40	27.71	88.5	**5.94**	0.9	SR10	22/10/2014 8:40	27.61	73.8	**4.96**	0.1	SR10	22/10/2014 14:40	27.97	98.9	6.61	0.3	SR10	22/10/2014 20:40	27.82	92.9	6.21	0.9
SR10	22/10/2014 2:45	27.71	88.3	**5.93**	1.1	SR10	22/10/2014 8:45	27.62	71.7	**4.82**	0.2	SR10	22/10/2014 14:45	28.01	100.2	6.69	0.2	SR10	22/10/2014 20:45	27.82	92.5	6.19	1.1
SR10	22/10/2014 2:50	27.70	87.9	**5.90**	1.0	SR10	22/10/2014 8:50	27.61	76.2	**5.12**	0.2	SR10	22/10/2014 14:50	28.05	101.5	6.77	0.6	SR10	22/10/2014 20:50	27.82	90.3	6.04	1.3
SR10	22/10/2014 2:55	27.70	87.9	**5.91**	1.0	SR10	22/10/2014 8:55	27.61	77.6	**5.22**	0.1	SR10	22/10/2014 14:55	28.10	101.9	6.80	0.1	SR10	22/10/2014 20:55	27.81	88.2	**5.91**	0.5
SR10	22/10/2014 3:00	27.70	88.3	**5.93**	1.0	SR10	22/10/2014 9:00	27.61	75.4	**5.07**	0.2	SR10	22/10/2014 15:00	28.16	102.7	6.84	0.6	SR10	22/10/2014 21:00	27.80	84.6	**5.67**	2.1
SR10	22/10/2014 3:05	27.69	88.2	**5.93**	0.8	SR10	22/10/2014 9:05	27.61	75.0	**5.04**	0.2	SR10	22/10/2014 15:05	28.20	102.9	6.85	0.4	SR10	22/10/2014 21:05	27.79	85.8	**5.75**	1.5
SR10	22/10/2014 3:10	27.69	87.5	**5.88**	0.4	SR10	22/10/2014 9:10	27.61	86.4	**5.81**	0.3	SR10	22/10/2014 15:10	28.25	102.3	6.80	0.2	SR10	22/10/2014 21:10	27.76	90.6	6.07	2.2
SR10	22/10/2014 3:15	27.70	87.7	**5.89**	0.4	SR10	22/10/2014 9:15	27.61	86.9	**5.84**	0.1	SR10	22/10/2014 15:15	28.20	102.8	6.84	0.2	SR10	22/10/2014 21:15	27.77	88.9	**5.95**	2.0
SR10	22/10/2014 3:20	27.70	87.9	**5.90**	0.4	SR10	22/10/2014 9:20	27.61	83.2	**5.59**	0.2	SR10	22/10/2014 15:20	28.24	103.7	6.89	0.3	SR10	22/10/2014 21:20	27.80	85.3	**5.71**	1.1
SR10	22/10/2014 3:25	27.69	88.3	**5.93**	0.4	SR10	22/10/2014 9:25	27.61	79.7	**5.36**	0.4	SR10	22/10/2014 15:25	28.01	100.7	6.72	0.6	SR10	22/10/2014 21:25	27.74	90.4	6.06	2.2
SR10	22/10/2014 3:30	27.70	88.2	**5.92**	0.8	SR10	22/10/2014 9:30	27.61	81.1	**5.45**	0.3	SR10	22/10/2014 15:30	28.08	102.6	6.84	2.0	SR10	22/10/2014 21:30	27.78	84.4	**5.66**	1.6
SR10	22/10/2014 3:35	27.69	87.8	**5.90**	0.6	SR10	22/10/2014 9:35	27.61	78.6	**5.28**	0.3	SR10	22/10/2014 15:35	28.07	104.5	6.98	0.1	SR10	22/10/2014 21:35	27.73	91.0	6.10	2.0
SR10	22/10/2014 3:40	27.68	88.0	**5.92**	1.1	SR10	22/10/2014 9:40	27.62	78.4	**5.27**	0.3	SR10	22/10/2014 15:40	28.10	101.5	6.77	0.3	SR10	22/10/2014 21:40	27.73	90.3	6.05	2.1
SR10	22/10/2014 3:45	27.68	87.6	**5.88**	1.3	SR10	22/10/2014 9:45	27.62	85.8	**5.77**	0.3	SR10	22/10/2014 15:45	28.14	101.8	6.78	0.1	SR10	22/10/2014 21:45	27.72	90.8	6.08	2.3
SR10	22/10/2014 3:50	27.68	87.4	**5.87**	0.8	SR10	22/10/2014 9:50	27.62	87.0	**5.85**	0.3	SR10	22/10/2014 15:50	28.03	101.9	6.80	1.0	SR10	22/10/2014 21:50	27.78	87.3	**5.85**	1.4
SR10	22/10/2014 3:55	27.69	86.7	**5.83**	0.8	SR10	22/10/2014 9:55	27.62	87.5	**5.88**	0.2	SR10	22/10/2014 15:55	28.02	99.3	6.63	0.4	SR10	22/10/2014 21:55	27.73	89.8	6.02	2.1
SR10	22/10/2014 4:00	27.68	87.6	**5.89**	1.2	SR10	22/10/2014 10:00	27.62	86.4	**5.81**	0.3	SR10	22/10/2014 16:00	28.00	100.9	6.73	0.4	SR10	22/10/2014 22:00	27.79	84.3	**5.65**	0.8
SR10	22/10/2014 4:05	27.68	86.9	**5.84**	0.5	SR10	22/10/2014 10:05	27.62	86.2	**5.80**	0.4	SR10	22/10/2014 16:05	28.09	100.2	6.68	1.2	SR10	22/10/2014 22:05	27.78	84.5	**5.66**	1.0
SR10	22/10/2014 4:10	27.68	87.6	**5.89**	0.3	SR10	22/10/2014 10:10	27.63	86.9	**5.84**	0.1	SR10	22/10/2014 16:10	28.08	99.7	6.64	0.3	SR10	22/10/2014 22:10	27.71	89.9	6.03	1.8
SR10	22/10/2014 4:15	27.67	87.8	**5.90**	0.2	SR10	22/10/2014 10:15	27.64	85.7	**5.76**	0.3	SR10	22/10/2014 16:15	28.05	99.3	6.63	0.1	SR10	22/10/2014 22:15	27.77	84.0	**5.63**	1.1
SR10	22/10/2014 4:20	27.65	87.2	**5.85**	1.6	SR10	22/10/2014 10:20	27.65	88.0	**5.91**	0.2	SR10	22/10/2014 16:20	28.12	100.8	6.72	0.2	SR10	22/10/2014 22:20	27.74	86.7	**5.81**	1.0
SR10	22/10/2014 4:25	27.67	88.1	**5.92**	0.4	SR10	22/10/2014 10:25	27.66	89.4	6.01	0.5	SR10	22/10/2014 16:25	28.06	96.8	6.45	0.4	SR10	22/10/2014 22:25	27.73	90.2	6.05	1.9
SR10	22/10/2014 4:30	27.66	87.8	**5.90**	0.7	SR10	22/10/2014 10:30	27.66	88.2	**5.93**	0.1	SR10	22/10/2014 16:30	28.04	97.7	6.51	0.6	SR10	22/10/2014 22:30	27.74	85.1	**5.70**	1.6
SR10	22/10/2014 4:35	27.65	87.6	**5.89**	0.3	SR10	22/10/2014 10:35	27.67	89.5	6.01	0.2	SR10	22/10/2014 16:35	28.05	97.9	6.53	0.1	SR10	22/10/2014 22:35	27.72	90.5	6.07	1.6
SR10	22/10/2014 4:40	27.63	87.7	**5.89**	0.7	SR10	22/10/2014 10:40	27.70	91.2	6.12	0.2	SR10	22/10/2014 16:40	28.04	98.4	6.56	0.1	SR10	22/10/2014 22:40	27.72	90.9	6.10	1.5
SR10	22/10/2014 4:45	27.64	87.2	**5.86**	0.6	SR10	22/10/2014 10:45	27.70	90.5	6.07	0.4	SR10	22/10/2014 16:45	28.02	98.7	6.58	1.6	SR10	22/10/2014 22:45	27.72	88.2	**5.91**	1.8
SR10	22/10/2014 4:50	27.62	86.9	**5.85**	0.5	SR10	22/10/2014 10:50	27.71	91.5	6.14	0.3	SR10	22/10/2014 16:50	28.03	99.6	6.65	1.2	SR10	22/10/2014 22:50	27.72	88.6	**5.94**	1.4
SR10	22/10/2014 4:55	27.61	87.1	**5.86**	3.3	SR10	22/10/2014 10:55	27.69	91.3	6.13	0.2	SR10	22/10/2014 16:55	28.04	99.5	6.64	1.4	SR10	22/10/2014 22:55	27.72	84.2	**5.65**	0.9
SR10	22/10/2014 5:00	27.63	87.0	**5.85**	0.9	SR10	22/10/2014 11:00	27.71	91.7	6.15	0.2	SR10	22/10/2014 17:00	28.04	99.6	6.64	1.0	SR10	22/10/2014 23:00	27.72	84.7	**5.68**	1.0
SR10	22/10/2014 5:05	27.63	86.7	**5.83**	0.5	SR10	22/10/2014 11:05	27.69	90.6	6.09	0.6	SR10	22/10/2014 17:05	28.03	98.9	6.60	2.1	SR10	22/10/2014 23:05	27.73	85.4	**5.73**	0.9
SR10	22/10/2014 5:10	27.63	87.3	**5.87**	0.5	SR10	22/10/2014 11:10	27.71	90.8	6.09	0.1	SR10	22/10/2014 17:10	28.02	100.8	6.73	0.7	SR10	22/10/2014 23:10	27.70	85.9	**5.77**	1.1
SR10	22/10/2014 5:15	27.62	85.6	**5.76**	1.6	SR10	22/10/2014 11:15	27.71	91.4	6.14	0.6	SR10	22/10/2014 17:15	28.06	101.6	6.77	0.6	SR10	22/10/2014 23:15	27.60	87.4	**5.89**	1.0
SR10	22/10/2014 5:20	27.62	87.0	**5.86**	0.6	SR10	22/10/2014 11:20	27.71	90.0	6.04	0.3	SR10	22/10/2014 17:20	28.12	101.2	6.75	1.3	SR10	22/10/2014 23:20	27.64	84.0	**5.65**	1.0
SR10	22/10/2014 5:25	27.61	86.5	**5.82**	0.4	SR10	22/10/2014 11:25	27.70	87.9	**5.90**	0.2	SR10	22/10/2014 17:25	28.11	101.4	6.76	0.1	SR10	22/10/2014 23:25	27.59	88.0	**5.93**	1.1
SR10	22/10/2014 5:30	27.60	87.0	**5.86**	1.7	SR10	22/10/2014 11:30	27.71	86.6	**5.81**	0.3	SR10	22/10/2014 17:30	28.17	102.9	6.85	0.3	SR10	22/10/2014 23:30	27.54	91.3	6.16	1.0
SR10	22/10/2014 5:35	27.61	86.8	**5.84**	1.2	SR10	22/10/2014 11:35	27.72	87.4	**5.86**	0.1	SR10	22/10/2014 17:35	28.16	103.7	6.91	1.6	SR10	22/10/2014 23:35	27.54	91.3	6.16	0.9
SR10	22/10/2014 5:40	27.60	84.5	**5.69**	0.2	SR10	22/10/2014 11:40	27.75	88.8	**5.95**	0.1	SR10	22/10/2014 17:40	28.21	100.6	6.70	0.6	SR10	22/10/2014 23:40	27.52	91.3	6.16	1.1
SR10	22/10/2014 5:45	27.58	86.8	**5.85**	0.4	SR10	22/10/2014 11:45	27.73	87.7	**5.88**	0.6	SR10	22/10/2014 17:45	28.18	103.3	6.88	0.1	SR10	22/10/2014 23:45	27.52	89.9	6.07	0.8
SR10	22/10/2014 5:50	27.60	86.7	**5.84**	0.3	SR10	22/10/2014 11:50	27.79	91.8	6.15	0.4	SR10	22/10/2014 17:50	28.11	100.3	6.68	3.4	SR10	22/10/2014 23:50	27.54	88.5	5.97	0.8
SR10	22/10/2014 5:55	27.58	86.6	**5.83**	0.1	SR10	22/10/2014 11:55	27.80	92.2	6.18	0.3	SR10	22/10/2014 17:55	28.06	99.7	6.66	2.6	SR10	22/10/2014 23:55	27.53	90.7	6.12	0.7

Station	Timestamp	Temp (° C)	DO (%)	DO (mg/L)	Tur (NTU)	Station	Timestamp	Temp (° C)	DO (%)	DO (mg/L)	Tur (NTU)	Station	Timestamp	Temp (° C)	DO (%)	DO (mg/L)	Tur (NTU)	Station	Timestamp	Temp (°C)	DO (%)	DO (mg/L)	Tur (NTU)
SR11	22/10/2014 0:00	27.96	72.2	**4.75**	1.0	SR11	22/10/2014 6:00	27.80	77.1	**5.09**	1.0	SR11	22/10/2014 12:00	27.85	75.2	**4.96**	0.7	SR11	22/10/2014 18:00	28.33	106.3	6.96	0.5
SR11	22/10/2014 0:05	27.97	71.9	**4.73**	1.0	SR11	22/10/2014 6:05	27.79	74.6	**4.93**	1.1	SR11	22/10/2014 12:05	27.85	75.4	**4.98**	0.8	SR11	22/10/2014 18:05	28.28	101.8	6.67	0.9
SR11	22/10/2014 0:10	27.97	72.5	**4.77**	1.0	SR11	22/10/2014 6:10	27.80	75.1	**4.96**	0.8	SR11	22/10/2014 12:10	27.85	74.2	**4.90**	1.0	SR11	22/10/2014 18:10	28.25	100.2	6.57	1.0
SR11	22/10/2014 0:15	28.00	76.5	**5.03**	0.6	SR11	22/10/2014 6:15	27.78	74.6	**4.93**	1.0	SR11	22/10/2014 12:15	27.96	82.5	**5.43**	0.2	SR11	22/10/2014 18:15	28.19	96.7	6.35	1.1
SR11	22/10/2014 0:20	27.98	72.2	**4.75**	0.8	SR11	22/10/2014 6:20	27.79	73.5	**4.85**	0.8	SR11	22/10/2014 12:20	27.89	76.9	**5.07**	0.7	SR11	22/10/2014 18:20	28.12	95.0	6.24	1.2
SR11	22/10/2014 0:25	27.98	71.5	**4.71**	0.8	SR11	22/10/2014 6:25	27.79	74.3	**4.91**	1.1	SR11	22/10/2014 12:25	27.95	80.4	**5.30**	0.5	SR11	22/10/2014 18:25	28.16	97.5	6.40	1.1
SR11	22/10/2014 0:30	28.00	72.3	**4.76**	0.3	SR11	22/10/2014 6:30	27.78	73.8	**4.87**	1.4	SR11	22/10/2014 12:30	27.96	81.6	**5.38**	0.1	SR11	22/10/2014 18:30	28.20	99.2	6.51	0.9
SR11	22/10/2014 0:35	27.98	73.0	**4.81**	0.5	SR11	22/10/2014 6:35	27.79	75.9	**5.01**	1.3	SR11	22/10/2014 12:35	28.07	83.8	**5.51**	0.8	SR11	22/10/2014 18:35	28.21	100.3	6.58	0.9
SR11	22/10/2014 0:40	27.98	72.7	**4.78**	0.7	SR11	22/10/2014 6:40	27.78	74.3	**4.90**	1.4	SR11	22/10/2014 12:40	28.09	85.7	**5.63**	0.9	SR11	22/10/2014 18:40	28.21	100.2	6.57	0.7
SR11	22/10/2014 0:45	27.98	72.0	**4.74**	0.5	SR11	22/10/2014 6:45	27.79	75.2	**4.96**	1.2	SR11	22/10/2014 12:45	28.05	81.7	**5.37**	0.2	SR11	22/10/2014 18:45	28.18	100.0	6.56	0.9
SR11	22/10/2014 0:50	27.97	70.4	**4.64**	0.7	SR11	22/10/2014 6:50	27.78	73.2	**4.83**	1.1	SR11	22/10/2014 12:50	28.08	80.5	**5.29**	1.3	SR11	22/10/2014 18:50	28.14	101.2	6.64	0.7
SR11	22/10/2014 0:55	27.99	77.0	**5.07**	0.2	SR11	22/10/2014 6:55	27.79	74.1	**4.89**	1.0	SR11	22/10/2014 12:55	28.04	78.3	**5.15**	0.3	SR11	22/10/2014 18:55	28.14	101.1	6.64	0.7
SR11	22/10/2014 1:00	27.97	71.6	**4.71**	0.5	SR11	22/10/2014 7:00	27.81	79.2	**5.23**	0.7	SR11	22/10/2014 13:00	28.04	78.4	**5.15**	0.5	SR11	22/10/2014 19:00	28.15	100.2	6.58	0.8
SR11	22/10/2014 1:05	27.98	73.7	**4.85**	0.2	SR11	22/10/2014 7:05	27.79	75.8	**5.01**	1.0	SR11	22/10/2014 13:05	28.01	77.4	**5.09**	0.2	SR11	22/10/2014 19:05	28.13	100.6	6.61	0.9
SR11	22/10/2014 1:10	27.98	73.6	**4.84**	0.3	SR11	22/10/2014 7:10	27.80	78.1	**5.16**	0.7	SR11	22/10/2014 13:10	27.98	77.1	**5.08**	0.4	SR11	22/10/2014 19:10	28.12	100.7	6.61	0.8
SR11	22/10/2014 1:15	27.97	72.5	**4.77**	0.3	SR11	22/10/2014 7:15	27.78	78.3	**5.17**	0.9	SR11	22/10/2014 13:15	28.01	77.5	**5.10**	0.7	SR11	22/10/2014 19:15	28.10	97.9	6.43	0.7
SR11	22/10/2014 1:20	27.98	76.0	**5.01**	0.2	SR11	22/10/2014 7:20	27.77	74.4	**4.91**	1.1	SR11	22/10/2014 13:20	28.08	79.8	**5.25**	0.1	SR11	22/10/2014 19:20	28.08	99.8	6.56	0.8
SR11	22/10/2014 1:25	27.97	70.5	**4.64**	0.3	SR11	22/10/2014 7:25	27.78	74.8	**4.94**	1.2	SR11	22/10/2014 13:25	28.00	75.1	**4.94**	0.8	SR11	22/10/2014 19:25	28.10	100.0	6.57	1.0
SR11	22/10/2014 1:30	27.98	75.8	**4.99**	0.2	SR11	22/10/2014 7:30	27.77	76.3	**5.04**	1.0	SR11	22/10/2014 13:30	28.06	75.6	**4.97**	0.3	SR11	22/10/2014 19:30	28.10	100.1	6.58	0.8
SR11	22/10/2014 1:35	27.96	70.8	**4.66**	0.3	SR11	22/10/2014 7:35	27.78	80.5	**5.32**	0.9	SR11	22/10/2014 13:35	28.08	79.0	**5.19**	0.5	SR11	22/10/2014 19:35	28.09	100.2	6.59	0.9
SR11	22/10/2014 1:40	27.96	73.1	**4.81**	0.1	SR11	22/10/2014 7:40	27.78	81.3	**5.37**	0.7	SR11	22/10/2014 13:40	28.05	77.1	**5.07**	0.5	SR11	22/10/2014 19:40	28.09	99.8	6.56	0.8
SR11	22/10/2014 1:45	27.96	71.5	**4.71**	0.2	SR11	22/10/2014 7:45	27.76	81.3	**5.37**	0.5	SR11	22/10/2014 13:45	28.04	76.2	**5.01**	0.4	SR11	22/10/2014 19:45	28.09	99.3	6.52	0.8
SR11	22/10/2014 1:50	27.96	75.6	**4.98**	0.1	SR11	22/10/2014 7:50	27.79	81.4	**5.38**	0.6	SR11	22/10/2014 13:50	28.08	76.5	**5.03**	0.4	SR11	22/10/2014 19:50	28.08	99.0	6.51	0.9
SR11	22/10/2014 1:55	27.94	74.1	**4.88**	0.3	SR11	22/10/2014 7:55	27.75	82.7	**5.47**	0.7	SR11	22/10/2014 13:55	28.08	77.9	**5.12**	0.7	SR11	22/10/2014 19:55	28.07	98.8	6.50	1.0
SR11	22/10/2014 2:00	27.91	74.0	**4.88**	0.7	SR11	22/10/2014 8:00	27.78	81.8	**5.41**	0.7	SR11	22/10/2014 14:00	28.07	79.3	**5.21**	1.2	SR11	22/10/2014 20:00	28.06	99.3	6.53	0.9
SR11	22/10/2014 2:05	27.93	72.7	**4.79**	0.3	SR11	22/10/2014 8:05	27.77	76.5	**5.05**	1.2	SR11	22/10/2014 14:05	28.16	79.2	**5.20**	0.5	SR11	22/10/2014 20:05	28.06	98.7	6.49	0.8
SR11	22/10/2014 2:10	27.92	73.4	**4.83**	1.2	SR11	22/10/2014 8:10	27.77	82.7	**5.46**	0.7	SR11	22/10/2014 14:10	28.13	79.1	**5.19**	0.6	SR11	22/10/2014 20:10	28.05	98.8	6.50	0.8
SR11	22/10/2014 2:15	27.91	72.6	**4.78**	0.6	SR11	22/10/2014 8:15	27.77	82.7	**5.47**	0.6	SR11	22/10/2014 14:15	28.16	79.2	**5.20**	0.2	SR11	22/10/2014 20:15	28.05	98.3	6.47	0.7
SR11	22/10/2014 2:20	27.89	72.5	**4.78**	0.9	SR11	22/10/2014 8:20	27.74	83.5	**5.52**	0.9	SR11	22/10/2014 14:20	28.14	79.1	**5.20**	0.4	SR11	22/10/2014 20:20	28.04	97.5	6.41	0.8
SR11	22/10/2014 2:25	27.88	73.8	**4.87**	0.9	SR11	22/10/2014 8:25	27.72	84.7	**5.60**	1.9	SR11	22/10/2014 14:25	28.16	79.5	**5.22**	0.4	SR11	22/10/2014 20:25	28.03	97.2	6.40	0.7
SR11	22/10/2014 2:30	27.86	70.5	**4.65**	1.1	SR11	22/10/2014 8:30	27.73	84.7	**5.60**	0.8	SR11	22/10/2014 14:30	28.19	80.5	**5.28**	0.4	SR11	22/10/2014 20:30	28.00	95.0	6.25	0.9
SR11	22/10/2014 2:35	27.86	73.2	**4.83**	1.0	SR11	22/10/2014 8:35	27.73	85.2	**5.63**	0.8	SR11	22/10/2014 14:35	28.13	80.0	**5.25**	1.3	SR11	22/10/2014 20:35	28.01	95.0	6.25	0.6
SR11	22/10/2014 2:40	27.88	71.7	**4.73**	1.1	SR11	22/10/2014 8:40	27.73	85.1	**5.63**	0.7	SR11	22/10/2014 14:40	28.16	77.6	**5.09**	0.9	SR11	22/10/2014 20:40	28.00	93.8	6.18	0.7
SR11	22/10/2014 2:45	27.87	71.3	**4.70**	1.1	SR11	22/10/2014 8:45	27.73	85.2	**5.64**	0.9	SR11	22/10/2014 14:45	28.22	78.9	**5.17**	0.1	SR11	22/10/2014 20:45	28.02	95.0	6.25	4.4
SR11	22/10/2014 2:50	27.86	72.2	**4.76**	1.0	SR11	22/10/2014 8:50	27.76	84.2	**5.57**	1.2	SR11	22/10/2014 14:50	28.19	77.3	**5.07**	0.3	SR11	22/10/2014 20:50	28.00	96.1	6.33	0.9
SR11	22/10/2014 2:55	27.86	72.3	**4.77**	1.1	SR11	22/10/2014 8:55	27.73	85.2	**5.64**	0.7	SR11	22/10/2014 14:55	28.22	78.1	**5.12**	0.2	SR11	22/10/2014 20:55	27.99	92.2	6.07	0.8
SR11	22/10/2014 3:00	27.86	72.2	**4.76**	1.0	SR11	22/10/2014 9:00	27.75	84.9	**5.61**	0.6	SR11	22/10/2014 15:00	28.27	79.4	**5.20**	0.3	SR11	22/10/2014 21:00	27.97	90.8	5.98	1.0
SR11	22/10/2014 3:05	27.83	73.4	**4.84**	1.3	SR11	22/10/2014 9:05	27.77	84.1	**5.56**	1.1	SR11	22/10/2014 15:05	28.33	88.2	**5.78**	0.3	SR11	22/10/2014 21:05	27.95	87.7	**5.78**	1.3
SR11	22/10/2014 3:10	27.82	73.9	**4.88**	1.3	SR11	22/10/2014 9:10	27.75	85.6	**5.66**	0.9	SR11	22/10/2014 15:10	28.28	86.2	**5.65**	0.2	SR11	22/10/2014 21:10	27.94	87.3	**5.75**	1.5
SR11	22/10/2014 3:15	27.84	73.1	**4.82**	1.2	SR11	22/10/2014 9:15	27.77	85.3	**5.64**	0.8	SR11	22/10/2014 15:15	28.52	90.4	**5.90**	0.4	SR11	22/10/2014 21:15	27.91	83.8	**5.52**	1.6
SR11	22/10/2014 3:20	27.84	71.5	**4.71**	1.1	SR11	22/10/2014 9:20	27.76	85.9	**5.68**	0.8	SR11	22/10/2014 15:20	28.32	87.9	**5.76**	0.4	SR11	22/10/2014 21:20	27.94	83.4	**5.49**	1.2
SR11	22/10/2014 3:25	27.82	73.9	**4.87**	1.4	SR11	22/10/2014 9:25	27.77	86.2	**5.70**	1.2	SR11	22/10/2014 15:25	28.88	93.5	6.07	0.8	SR11	22/10/2014 21:25	27.94	77.5	**5.10**	1.5
SR11	22/10/2014 3:30	27.84	74.2	**4.89**	1.6	SR11	22/10/2014 9:30	27.77	86.7	**5.73**	0.6	SR11	22/10/2014 15:30	28.53	89.0	**5.80**	0.4	SR11	22/10/2014 21:30	27.94	77.6	**5.12**	1.3
SR11	22/10/2014 3:35	27.83	74.0	**4.88**	1.5	SR11	22/10/2014 9:35	27.78	86.8	**5.73**	0.6	SR11	22/10/2014 15:35	28.70	89.6	**5.83**	0.7	SR11	22/10/2014 21:35	27.95	74.3	**4.89**	1.6
SR11	22/10/2014 3:40	27.83	73.9	**4.87**	1.5	SR11	22/10/2014 9:40	27.78	86.6	**5.72**	0.6	SR11	22/10/2014 15:40	28.51	85.3	**5.57**	0.5	SR11	22/10/2014 21:40	27.94	76.1	**5.01**	1.6
SR11	22/10/2014 3:45	27.88	73.1	**4.82**	1.4	SR11	22/10/2014 9:45	27.78	86.8	**5.74**	0.7	SR11	22/10/2014 15:45	28.47	90.7	**5.92**	0.2	SR11	22/10/2014 21:45	27.96	79.9	**5.26**	1.3
SR11	22/10/2014 3:50	27.86	72.6	**4.79**	1.3	SR11	22/10/2014 9:50	27.78	88.1	**5.82**	1.2	SR11	22/10/2014 15:50	28.60	89.1	**5.81**	0.7	SR11	22/10/2014 21:50	27.93	76.6	**5.04**	1.3
SR11	22/10/2014 3:55	27.85	73.2	**4.83**	1.4	SR11	22/10/2014 9:55	27.77	82.7	**5.46**	0.8	SR11	22/10/2014 15:55	28.50	86.5	**5.65**	0.4	SR11	22/10/2014 21:55	27.95	78.0	**5.14**	1.2
SR11	22/10/2014 4:00	27.86	72.8	**4.80**	1.5	SR11	22/10/2014 10:00	27.79	88.6	**5.85**	0.7	SR11	22/10/2014 16:00	28.21	80.8	**5.30**	0.2	SR11	22/10/2014 22:00	27.95	76.6	**5.05**	1.2
SR11	22/10/2014 4:05	27.86	72.3	**4.77**	1.4	SR11	22/10/2014 10:05	27.79	89.0	**5.88**	0.8	SR11	22/10/2014 16:05	28.55	91.3	**5.96**	0.5	SR11	22/10/2014 22:05	27.95	75.9	**5.00**	1.1
SR11	22/10/2014 4:10	27.85	71.6	**4.72**	2.1	SR11	22/10/2014 10:10	27.79	88.2	**5.83**	0.8	SR11	22/10/2014 16:10	28.26	81.8	**5.36**	0.3	SR11	22/10/2014 22:10	27.95	75.9	**5.00**	1.3
SR11	22/10/2014 4:15	27.85	70.8	**4.67**	1.0	SR11	22/10/2014 10:15	27.81	89.2	**5.89**	0.7	SR11	22/10/2014 16:15	28.46	87.7	**5.73**	0.1	SR11	22/10/2014 22:15	27.95	77.3	**5.09**	0.7
SR11	22/10/2014 4:20	27.86	69.6	**4.59**	0.7	SR11	22/10/2014 10:20	27.77	87.9	**5.81**	0.9	SR11	22/10/2014 16:20	28.36	83.4	**5.46**	0.2	SR11	22/10/2014 22:20	27.95	77.9	**5.13**	0.5
SR11	22/10/2014 4:25	27.87	68.5	**4.52**	0.5	SR11	22/10/2014 10:25	27.81	88.1	**5.82**	0.7	SR11	22/10/2014 16:25	28.33	83.1	**5.44**	0.4	SR11	22/10/2014 22:25	27.97	80.3	**5.29**	0.4
SR11	22/10/2014 4:30	27.88	72.3	**4.77**	-0.1	SR11	22/10/2014 10:30	27.78	87.5	**5.78**	0.7	SR11	22/10/2014 16:30	28.29	83.3	**5.45**	0.7	SR11	22/10/2014 22:30	27.96	79.9	**5.27**	0.7
SR11	22/10/2014 4:35	27.86	68.3	**4.50**	0.5	SR11	22/10/2014 10:35	27.78	87.0	**5.75**	0.7	SR11	22/10/2014 16:35	28.47	99.8	6.52	1.0	SR11	22/10/2014 22:35	27.96	80.3	**5.29**	0.7
SR11	22/10/2014 4:40	27.86	71.5	**4.72**	0.5	SR11	22/10/2014 10:40	27.79	85.6	**5.66**	0.6	SR11	22/10/2014 16:40	28.47	101.8	6.65	1.2	SR11	22/10/2014 22:40	27.97	82.4	**5.42**	0.4
SR11	22/10/2014 4:45	27.86	68.8	**4.54**	0.3	SR11	22/10/2014 10:45	27.79	77.1	**5.09**	2.3	SR11	22/10/2014 16:45	28.33	91.7	6.00	1.4	SR11	22/10/2014 22:45	27.97	83.4	**5.49**	0.6
SR11	22/10/2014 4:50	27.86	69.7	**4.60**	0.4	SR11	22/10/2014 10:50	27.79	76.0	**5.02**	2.2	SR11	22/10/2014 16:50	28.30	91.3	5.98	1.0	SR11	22/10/2014 22:50	27.96	84.1	**5.54**	0.5
SR11	22/10/2014 4:55	27.87	68.8	**4.53**	0.5	SR11	22/10/2014 10:55	27.80	81.0	**5.35**	3.4	SR11	22/10/2014 16:55	28.13	91.1	5.98	1.2	SR11	22/10/2014 22:55	27.96	83.6	**5.51**	0.4
SR11	22/10/2014 5:00	27.85	68.1	**4.49**	0.7	SR11	22/10/2014 11:00	27.84	85.5	**5.65**	0.9	SR11	22/10/2014 17:00	28.24	95.2	6.24	1.0	SR11	22/10/2014 23:00	27.95	82.3	**5.42**	0.4
SR11	22/10/2014 5:05	27.85	67.8	**4.47**	0.6	SR11	22/10/2014 11:05	27.88	86.4	**5.70**	1.4	SR11	22/10/2014 17:05	28.28	96.0	6.29	1.0	SR11	22/10/2014 23:05	27.96	83.9	**5.52**	0.4
SR11	22/10/2014 5:10	27.83	67.0	**4.42**	0.7	SR11	22/10/2014 11:10	27.85	84.3	**5.56**	1.3	SR11	22/10/2014 17:10	28.32	99.6	6.52	0.8	SR11	22/10/2014 23:10	27.96	83.4	**5.49**	0.5
SR11	22/10/2014 5:15	27.82	67.1	**4.43**	1.0	SR11	22/10/2014 11:15	27.84	79.9	**5.28**	1.5	SR11	22/10/2014 17:15	28.38	103.1	6.74	0.8	SR11	22/10/2014 23:15	27.95	82.0	**5.40**	0.2
SR11	22/10/2014 5:20	27.82	68.6	**4.53**	0.7	SR11	22/10/2014 11:20	27.84	74.5	**4.92**	1.9	SR11	22/10/2014 17:20	28.33	101.2	6.63	0.8	SR11	22/10/2014 23:20	27.96	83.3	**5.49**	0.3
SR11	22/10/2014 5:25	27.82	67.5	**4.46**	0.8	SR11	22/10/2014 11:25	27.88	79.8	**5.26**	0.9	SR11	22/10/2014 17:25	28.32	102.8	6.73	0.8	SR11	22/10/2014 23:25	27.98	83.5	**5.50**	0.3
SR11	22/10/2014 5:30	27.81	71.7	**4.74**	1.0	SR11	22/10/2014 11:30	27.84	75.7	**5.00**	1.6	SR11	22/10/2014 17:30	28.23	95.5	6.26	1.4	SR11	22/10/2014 23:30	27.98	83.6	**5.50**	0.3
SR11	22/10/2014 5:35	27.82	73.3	**4.84**	0.6	SR11	22/10/2014 11:35	27.83	76.9	**5.07**	1.1	SR11	22/10/2014 17:35	28.33	103.5	6.78	0.8	SR11	22/10/2014 23:35	27.96	82.7	**5.45**	0.2
SR11	22/10/2014 5:40	27.82	74.3	**4.90**	0.6	SR11	22/10/2014 11:40	27.84	75.5	**4.98**	1.4	SR11	22/10/2014 17:40	28.33	103.4	6.77	0.8	SR11	22/10/2014 23:40	27.96	81.9	**5.40**	0.2
SR11	22/10/2014 5:45	27.81	75.3	**4.97**	0.9	SR11	22/10/2014 11:45	27.85	74.2	**4.90**	1.3	SR11	22/10/2014 17:45	28.28	97.3	6.38	1.1	SR11	22/10/2014 23:45	27.94	80.3	**5.29**	0.4
SR11	22/10/2014 5:50	27.82	76.1	**5.02**	1.0	SR11	22/10/2014 11:50	27.91	80.8	**5.33**	0.3	SR11	22/10/2014 17:50	28.35	104.9	6.86	0.5	SR11	22/10/2014 23:50	27.92	77.0	**5.08**	0.6
SR11	22/10/2014 5:55	27.81	76.6	**5.06**	0.9	SR11	22/10/2014 11:55	27.87	75.2	**4.96**	1.0	SR11	22/10/2014 17:55	28.33	105.2	6.89	0.7	SR11	22/10/2014 23:55	27.93	80.3	**5.29**	0.3

Station	Timestamp	Temp (° C)	DO (%)	DO (mg/L)	Tur (NTU)	Station	Timestamp	Temp (° C)	DO (%)	DO (mg/L)	Tur (NTU)	Station	Timestamp	Temp (° C)	DO (%)	DO (mg/L)	Tur (NTU)	Station	Timestamp	Temp (°C)	DO (%)	DO (mg/L)	Tur (NTU)
SR12	22/10/2014 0:01	27.84	88.3	5.81	4.9	SR12	22/10/2014 6:01	27.79	77.0	5.07	3.9	SR12	22/10/2014 12:01	27.88	88.1	5.80	3.7	SR12	22/10/2014 18:01	27.83	77.5	5.09	7.1
SR12	22/10/2014 0:06	27.84	88.1	5.79	5.1	SR12	22/10/2014 6:06	27.80	77.4	5.09	4.6	SR12	22/10/2014 12:06	27.88	87.7	5.78	3.9	SR12	22/10/2014 18:06	27.83	78.0	5.12	7.0
SR12	22/10/2014 0:11	27.84	86.4	5.68	5.4	SR12	22/10/2014 6:11	27.81	76.4	5.02	4.6	SR12	22/10/2014 12:11	27.89	88.2	5.81	3.7	SR12	22/10/2014 18:11	27.83	78.3	5.14	8.2
SR12	22/10/2014 0:16	27.84	86.5	5.69	5.3	SR12	22/10/2014 6:16	27.80	76.7	5.04	4.3	SR12	22/10/2014 12:16	27.90	88.4	5.82	4.2	SR12	22/10/2014 18:16	27.83	77.9	5.12	8.4
SR12	22/10/2014 0:21	27.84	87.4	5.75	5.0	SR12	22/10/2014 6:21	27.80	75.8	4.99	4.1	SR12	22/10/2014 12:21	27.89	87.4	5.75	3.9	SR12	22/10/2014 18:21	27.83	76.5	5.03	8.2
SR12	22/10/2014 0:26	27.84	86.6	5.70	5.6	SR12	22/10/2014 6:26	27.79	76.7	5.04	4.2	SR12	22/10/2014 12:26	27.88	87.6	5.77	4.1	SR12	22/10/2014 18:26	27.83	77.4	5.09	9.3
SR12	22/10/2014 0:31	27.84	87.2	5.74	5.7	SR12	22/10/2014 6:31	27.81	75.9	4.99	4.3	SR12	22/10/2014 12:31	27.88	87.8	5.78	3.8	SR12	22/10/2014 18:31	27.82	77.4	5.09	8.5
SR12	22/10/2014 0:36	27.82	89.6	5.90	4.1	SR12	22/10/2014 6:36	27.80	74.9	4.92	4.4	SR12	22/10/2014 12:36	27.87	88.0	5.80	6.2	SR12	22/10/2014 18:36	27.82	77.3	5.08	9.8
SR12	22/10/2014 0:41	27.83	87.8	5.78	4.9	SR12	22/10/2014 6:41	27.80	75.7	4.98	7.5	SR12	22/10/2014 12:41	27.87	87.8	5.79	4.1	SR12	22/10/2014 18:41	27.82	78.1	5.13	9.4
SR12	22/10/2014 0:46	27.84	86.6	5.70	4.9	SR12	22/10/2014 6:46	27.79	76.6	5.04	4.3	SR12	22/10/2014 12:46	27.87	87.8	5.78	4.5	SR12	22/10/2014 18:46	27.82	77.4	5.09	**10.5**
SR12	22/10/2014 0:51	27.84	86.7	5.70	5.5	SR12	22/10/2014 6:51	27.79	75.9	4.99	4.3	SR12	22/10/2014 12:51	27.89	89.8	5.92	3.6	SR12	22/10/2014 18:51	27.83	77.0	5.06	**11.1**
SR12	22/10/2014 0:56	27.84	86.4	5.69	5.4	SR12	22/10/2014 6:56	27.80	75.7	4.98	6.5	SR12	22/10/2014 12:56	27.89	89.4	5.89	4.7	SR12	22/10/2014 18:56	27.82	75.7	4.98	9.7
SR12	22/10/2014 1:01	27.83	87.3	5.75	4.8	SR12	22/10/2014 7:01	27.79	76.0	5.00	4.6	SR12	22/10/2014 13:01	27.90	90.4	5.96	3.7	SR12	22/10/2014 19:01	27.83	75.9	4.99	**11.4**
SR12	22/10/2014 1:06	27.82	87.3	5.74	4.5	SR12	22/10/2014 7:06	27.80	75.8	4.99	5.3	SR12	22/10/2014 13:06	27.90	89.6	5.91	3.7	SR12	22/10/2014 19:06	27.81	76.4	5.02	9.2
SR12	22/10/2014 1:11	27.83	86.3	5.68	5.4	SR12	22/10/2014 7:11	27.79	75.4	4.96	4.7	SR12	22/10/2014 13:11	27.89	88.8	5.85	3.7	SR12	22/10/2014 19:11	27.81	76.0	4.99	**10.5**
SR12	22/10/2014 1:16	27.83	86.7	5.70	5.7	SR12	22/10/2014 7:16	27.80	75.3	4.95	5.8	SR12	22/10/2014 13:16	27.91	89.4	5.89	3.6	SR12	22/10/2014 19:16	27.81	76.9	5.06	8.6
SR12	22/10/2014 1:21	27.83	85.6	5.63	5.4	SR12	22/10/2014 7:21	27.79	75.5	4.97	5.1	SR12	22/10/2014 13:21	27.95	90.5	5.96	3.6	SR12	22/10/2014 19:21	27.82	75.9	4.98	8.5
SR12	22/10/2014 1:26	27.83	85.5	5.62	5.4	SR12	22/10/2014 7:26	27.78	76.5	5.03	4.5	SR12						SR12	22/10/2014 19:26	27.82	75.4	4.96	8.8
SR12	22/10/2014 1:31	27.82	85.4	5.62	5.9	SR12	22/10/2014 7:31	27.79	76.0	5.00	5.0	SR12						SR12	22/10/2014 19:31	27.83	74.0	4.86	9.4
SR12	22/10/2014 1:36	27.81	85.6	5.63	5.6	SR12	22/10/2014 7:36	27.80	76.2	5.01	5.9	SR12						SR12	22/10/2014 19:36	27.83	74.2	4.87	**10.8**
SR12	22/10/2014 1:41	27.82	84.7	5.57	5.8	SR12	22/10/2014 7:41	27.79	76.4	5.02	5.5	SR12						SR12	22/10/2014 19:41	27.82	74.8	4.91	7.7
SR12	22/10/2014 1:46	27.81	84.9	5.59	5.4	SR12	22/10/2014 7:46	27.80	75.8	4.98	4.8	SR12						SR12	22/10/2014 19:46	27.83	73.6	4.83	7.9
SR12	22/10/2014 1:51	27.81	84.9	5.59	6.5	SR12	22/10/2014 7:51	27.78	77.1	5.07	4.4	SR12						SR12	22/10/2014 19:51	27.83	73.6	4.83	9.2
SR12	22/10/2014 1:56	27.81	85.0	5.59	5.9	SR12	22/10/2014 7:56	27.78	77.3	5.08	5.0	SR12						SR12	22/10/2014 19:56	27.83	75.7	4.97	8.8
SR12	22/10/2014 2:01	27.80	84.4	5.56	5.6	SR12	22/10/2014 8:01	27.80	76.5	5.03	5.7	SR12						SR12	22/10/2014 20:01	27.83	73.2	4.81	9.2
SR12	22/10/2014 2:06	27.80	84.6	5.57	5.5	SR12	22/10/2014 8:06	27.80	76.0	5.00	5.2	SR12						SR12	22/10/2014 20:06	27.82	74.7	4.90	7.9
SR12	22/10/2014 2:11	27.79	85.1	5.60	6.3	SR12	22/10/2014 8:11	27.80	75.6	4.97	5.7	SR12						SR12	22/10/2014 20:11	27.83	73.1	4.80	6.8
SR12	22/10/2014 2:16	27.79	84.9	5.59	6.0	SR12	22/10/2014 8:16	27.80	75.1	4.94	5.8	SR12						SR12	22/10/2014 20:16	27.83	73.6	4.84	7.2
SR12	22/10/2014 2:21	27.78	84.7	5.58	6.1	SR12	22/10/2014 8:21	27.80	74.4	4.89	5.6	SR12						SR12	22/10/2014 20:21	27.83	73.3	4.81	6.4
SR12	22/10/2014 2:26	27.77	84.9	5.59	6.5	SR12	22/10/2014 8:26	27.80	74.3	4.89	5.8	SR12						SR12	22/10/2014 20:26	27.83	73.5	4.83	6.1
SR12	22/10/2014 2:31	27.76	85.1	5.60	5.7	SR12	22/10/2014 8:31	27.79	76.0	5.00	4.8	SR12						SR12	22/10/2014 20:31	27.83	72.9	4.79	5.9
SR12	22/10/2014 2:36	27.76	84.9	5.59	6.3	SR12	22/10/2014 8:36	27.80	75.7	4.98	4.2	SR12						SR12	22/10/2014 20:36	27.83	73.4	4.82	6.9
SR12	22/10/2014 2:41	27.76	83.9	5.53	7.2	SR12	22/10/2014 8:41	27.80	75.0	4.94	4.5	SR12						SR12	22/10/2014 20:41	27.83	72.6	4.77	6.5
SR12	22/10/2014 2:46	27.76	83.5	5.50	6.1	SR12	22/10/2014 8:46	27.80	74.7	4.91	5.3	SR12						SR12	22/10/2014 20:46	27.83	73.4	4.82	7.5
SR12	22/10/2014 2:51	27.76	83.9	5.52	5.4	SR12	22/10/2014 8:51	27.80	74.1	4.87	3.9	SR12						SR12	22/10/2014 20:51	27.83	74.0	4.86	7.4
SR12	22/10/2014 2:56	27.76	84.6	5.57	5.7	SR12	22/10/2014 8:56	27.80	74.5	4.90	4.6	SR12						SR12	22/10/2014 20:56	27.83	74.1	4.86	8.0
SR12	22/10/2014 3:01	27.75	85.3	5.62	5.0	SR12	22/10/2014 9:01	27.80	75.3	4.95	5.9	SR12						SR12	22/10/2014 21:01	27.83	72.9	4.79	6.8
SR12	22/10/2014 3:06	27.76	83.3	5.49	5.5	SR12	22/10/2014 9:06	27.80	75.4	4.96	4.7	SR12						SR12	22/10/2014 21:06	27.83	73.2	4.81	7.1
SR12	22/10/2014 3:11	27.75	85.1	5.61	4.8	SR12	22/10/2014 9:11	27.80	76.0	5.00	4.3	SR12						SR12	22/10/2014 21:11	27.84	73.6	4.83	7.3
SR12	22/10/2014 3:16	27.74	85.6	5.64	4.6	SR12	22/10/2014 9:16	27.81	77.1	5.07	4.2	SR12						SR12	22/10/2014 21:16	27.82	73.9	4.85	8.1
SR12	22/10/2014 3:21	27.73	86.3	5.69	4.5	SR12	22/10/2014 9:21	27.81	77.6	5.10	3.7	SR12						SR12	22/10/2014 21:21	27.81	75.4	4.95	5.7
SR12	22/10/2014 3:26	27.73	86.0	5.67	4.1	SR12	22/10/2014 9:26	27.81	77.4	5.09	3.8	SR12	22/10/2014 15:26	27.89	84.7	5.57	5.4	SR12	22/10/2014 21:26	27.81	75.9	4.99	5.8
SR12	22/10/2014 3:31	27.74	85.8	5.65	4.4	SR12	22/10/2014 9:31	27.82	76.3	5.02	4.7	SR12	22/10/2014 15:31	27.91	88.0	5.79	4.8	SR12	22/10/2014 21:31	27.81	75.1	4.93	5.9
SR12	22/10/2014 3:36	27.74	85.6	5.64	4.1	SR12	22/10/2014 9:36	27.82	75.7	4.98	5.1	SR12	22/10/2014 15:36	27.92	87.1	5.73	4.7	SR12	22/10/2014 21:36	27.82	74.6	4.90	6.6
SR12	22/10/2014 3:41	27.73	86.0	5.67	4.8	SR12	22/10/2014 9:41	27.82	77.0	5.06	5.3	SR12	22/10/2014 15:41	27.92	88.2	5.80	5.0	SR12	22/10/2014 21:41	27.82	74.3	4.88	5.8
SR12	22/10/2014 3:46	27.74	84.5	5.57	4.4	SR12	22/10/2014 9:46	27.82	77.6	5.10	5.9	SR12	22/10/2014 15:46	27.91	87.6	5.76	5.4	SR12	22/10/2014 21:46	27.82	74.3	4.88	5.9
SR12	22/10/2014 3:51	27.72	84.5	5.57	3.8	SR12	22/10/2014 9:51	27.83	78.7	5.17	5.5	SR12	22/10/2014 15:51	27.91	85.6	5.63	5.1	SR12	22/10/2014 21:51	27.79	77.3	5.08	4.9
SR12	22/10/2014 3:56	27.72	84.8	5.59	4.2	SR12	22/10/2014 9:56	27.84	79.6	5.23	4.8	SR12	22/10/2014 15:56	27.90	85.1	5.60	4.6	SR12	22/10/2014 21:56	27.80	78.5	5.16	4.6
SR12	22/10/2014 4:01	27.74	83.7	5.52	4.0	SR12	22/10/2014 10:01	27.84	79.5	5.22	5.2	SR12	22/10/2014 16:01	27.88	83.4	5.48	5.7	SR12	22/10/2014 22:01	27.81	78.3	5.15	5.1
SR12	22/10/2014 4:06	27.74	83.7	5.52	5.0	SR12	22/10/2014 10:06	27.83	78.1	5.13	5.7	SR12	22/10/2014 16:06	27.89	84.1	5.53	5.4	SR12	22/10/2014 22:06	27.80	79.9	5.26	4.8
SR12	22/10/2014 4:11	27.74	83.9	5.53	4.5	SR12	22/10/2014 10:11	27.83	77.5	5.09	5.5	SR12	22/10/2014 16:11	27.88	83.7	5.50	5.4	SR12	22/10/2014 22:11	27.80	79.6	5.24	4.9
SR12	22/10/2014 4:16	27.74	83.1	5.47	4.0	SR12	22/10/2014 10:16	27.84	78.3	5.14	5.1	SR12	22/10/2014 16:16	27.88	81.3	5.34	5.8	SR12	22/10/2014 22:16	27.80	79.8	5.25	4.8
SR12	22/10/2014 4:21	27.74	83.2	5.48	3.9	SR12	22/10/2014 10:21	27.94	81.0	5.32	3.9	SR12	22/10/2014 16:21	27.87	80.0	5.25	4.5	SR12	22/10/2014 22:21	27.81	79.7	5.24	5.5
SR12	22/10/2014 4:26	27.75	83.3	5.49	4.8	SR12	22/10/2014 10:26	27.89	79.5	5.23	4.3	SR12	22/10/2014 16:26	27.86	81.0	5.32	5.2	SR12	22/10/2014 22:26	27.80	79.3	5.21	5.7
SR12	22/10/2014 4:31	27.75	82.6	5.44	6.1	SR12	22/10/2014 10:31	27.89	82.2	5.40	3.9	SR12	22/10/2014 16:31	27.86	79.4	5.22	5.8	SR12	22/10/2014 22:31	27.81	78.5	5.16	6.0
SR12	22/10/2014 4:36	27.76	82.2	5.41	5.6	SR12	22/10/2014 10:36	27.88	85.2	5.61	3.7	SR12	22/10/2014 16:36	27.85	79.2	5.20	4.6	SR12	22/10/2014 22:36	27.81	78.1	5.14	5.8
SR12	22/10/2014 4:41	27.76	81.8	5.38	5.6	SR12	22/10/2014 10:41	27.86	84.3	5.54	4.0	SR12	22/10/2014 16:41	27.85	79.0	5.19	5.2	SR12	22/10/2014 22:41	27.81	78.1	5.13	5.3
SR12	22/10/2014 4:46	27.76	81.7	5.38	5.1	SR12	22/10/2014 10:46	27.87	84.0	5.53	4.1	SR12	22/10/2014 16:46	27.85	78.9	5.18	5.3	SR12	22/10/2014 22:46	27.81	78.1	5.14	4.9
SR12	22/10/2014 4:51	27.77	80.9	5.33	4.7	SR12	22/10/2014 10:51	27.87	83.9	5.52	3.8	SR12	22/10/2014 16:51	27.86	79.0	5.19	5.4	SR12	22/10/2014 22:51	27.81	77.9	5.12	5.2
SR12	22/10/2014 4:56	27.78	80.5	5.30	5.1	SR12	22/10/2014 10:56	27.86	83.2	5.48	4.3	SR12	22/10/2014 16:56	27.85	79.1	5.20	6.6	SR12	22/10/2014 22:56	27.81	78.8	5.18	5.3
SR12	22/10/2014 5:01	27.78	79.4	5.22	4.8	SR12	22/10/2014 11:01	27.86	83.5	5.49	4.2	SR12	22/10/2014 17:01	27.84	79.5	5.22	6.2	SR12	22/10/2014 23:01	27.81	79.3	5.21	5.7
SR12	22/10/2014 5:06	27.79	79.4	5.23	6.3	SR12	22/10/2014 11:06	27.86	83.5	5.49	4.4	SR12	22/10/2014 17:06	27.84	79.4	5.21	6.8	SR12	22/10/2014 23:06	27.81	79.0	5.19	5.4
SR12	22/10/2014 5:11	27.79	78.9	5.19	4.7	SR12	22/10/2014 11:11	27.87	83.5	5.49	4.1	SR12	22/10/2014 17:11	27.84	79.2	5.20	6.5	SR12	22/10/2014 23:11	27.82	78.4	5.15	5.5
SR12	22/10/2014 5:16	27.79	79.3	5.22	5.3	SR12	22/10/2014 11:16	27.86	83.7	5.51	4.2	SR12	22/10/2014 17:16	27.83	78.0	5.13	6.1	SR12	22/10/2014 23:16	27.81	79.5	5.23	5.9
SR12	22/10/2014 5:21	27.80	78.6	5.17	4.6	SR12	22/10/2014 11:21	27.86	83.6	5.50	4.4	SR12	22/10/2014 17:21	27.84	78.0	5.12	6.4	SR12	22/10/2014 23:21	27.81	79.6	5.23	5.2
SR12	22/10/2014 5:26	27.80	78.2	5.14	4.7	SR12	22/10/2014 11:26	27.86	83.5	5.49	4.0	SR12	22/10/2014 17:26	27.83	78.9	5.19	7.8	SR12	22/10/2014 23:26	27.82	78.2	5.14	5.2
SR12	22/10/2014 5:31	27.80	77.6	5.10	4.9	SR12	22/10/2014 11:31	27.87	84.5	5.56	4.2	SR12	22/10/2014 17:31	27.83	79.0	5.19	6.6	SR12	22/10/2014 23:31	27.82	79.4	5.22	6.2
SR12	22/10/2014 5:36	27.80	77.9	5.12	4.9	SR12	22/10/2014 11:36	27.87	84.9	5.59	5.0	SR12	22/10/2014 17:36	27.83	78.8	5.18	6.6	SR12	22/10/2014 23:36	27.82	78.7	5.17	5.3
SR12	22/10/2014 5:41	27.80	78.2	5.15	4.1	SR12	22/10/2014 11:41	27.87	85.0	5.59	4.8	SR12	22/10/2014 17:41	27.83	78.5	5.16	7.0	SR12	22/10/2014 23:41	27.82	78.0	5.13	5.2
SR12	22/10/2014 5:46	27.80	78.1	5.14	4.7	SR12	22/10/2014 11:46	27.87	85.7	5.64	4.2	SR12	22/10/2014 17:46	27.83	81.1	5.33	7.4	SR12	22/10/2014 23:46	27.82	77.5	5.10	5.3
SR12	22/10/2014 5:51	27.79	77.3	5.09	4.3	SR12	22/10/2014 11:51	27.86	87.5	5.77	4.2	SR12	22/10/2014 17:51	27.83	78.1	5.13	6.6	SR12	22/10/2014 23:51	27.82	77.4	5.09	5.3
SR12	22/10/2014 5:56	27.79	78.3	5.15	4.3	SR12	22/10/2014 11:56	27.87	88.0	5.80	3.7	SR12	22/10/2014 17:56	27.83	78.8	5.18	7.1	SR12	22/10/2014 23:56	27.81	77.7	5.11	5.8

Station	Timestamp	Temp (° C)	DO (%)	DO (mg/L)	Tur (NTU)	Station	Timestamp	Temp (° C)	DO (%)	DO (mg/L)	Tur (NTU)	Station	Timestamp	Temp (° C)	DO (%)	DO (mg/L)	Tur (NTU)	Station	Timestamp	Temp (°C)	DO (%)	DO (mg/L)	Tur (NTU)
SR13	22/10/2014 0:00	27.78	72.9	**4.84**	1.2	SR13	22/10/2014 6:00	27.73	79.0	5.26	1.7	SR13	22/10/2014 12:00	28.05	82.5	5.46	1.1	SR13	22/10/2014 18:00	27.86	78.9	5.25	2.8
SR13	22/10/2014 0:05	27.79	72.7	**4.82**	1.2	SR13	22/10/2014 6:05	27.73	79.4	5.28	2.5	SR13	22/10/2014 12:05	28.09	83.3	5.51	1.1	SR13	22/10/2014 18:05	27.85	78.7	5.23	2.3
SR13	22/10/2014 0:10	27.77	74.2	**4.92**	1.4	SR13	22/10/2014 6:10	27.73	79.5	5.29	3.0	SR13	22/10/2014 12:10	28.07	82.7	5.47	1.0	SR13	22/10/2014 18:10	27.83	77.9	**5.18**	1.3
SR13	22/10/2014 0:15	27.77	72.8	**4.83**	1.1	SR13	22/10/2014 6:15	27.73	79.6	5.30	2.1	SR13	22/10/2014 12:15	28.09	84.6	5.59	1.4	SR13	22/10/2014 18:15	27.85	79.0	5.25	2.6
SR13	22/10/2014 0:20	27.77	73.2	**4.86**	1.2	SR13	22/10/2014 6:20	27.73	79.5	5.29	1.8	SR13	22/10/2014 12:20	28.07	83.4	5.52	0.8	SR13	22/10/2014 18:20	27.86	78.5	5.22	2.4
SR13	22/10/2014 0:25	27.77	73.9	**4.90**	1.5	SR13	22/10/2014 6:25	27.72	78.7	5.23	1.6	SR13	22/10/2014 12:25	28.06	82.9	5.48	0.9	SR13	22/10/2014 18:25	27.86	78.7	5.23	2.8
SR13	22/10/2014 0:30	27.78	70.4	**4.68**	0.9	SR13	22/10/2014 6:30	27.72	79.0	5.26	1.8	SR13	22/10/2014 12:30	28.05	83.1	5.50	0.9	SR13	22/10/2014 18:30	27.86	79.1	5.26	2.6
SR13	22/10/2014 0:35	27.78	70.9	**4.70**	1.5	SR13	22/10/2014 6:35	27.72	78.5	5.22	2.0	SR13	22/10/2014 12:35	28.04	82.4	5.45	0.9	SR13	22/10/2014 18:35	27.86	78.9	5.24	2.8
SR13	22/10/2014 0:40	27.78	69.1	**4.59**	0.7	SR13	22/10/2014 6:40	27.71	78.1	**5.20**	1.4	SR13	22/10/2014 12:40	28.01	81.4	5.39	0.8	SR13	22/10/2014 18:40	27.86	78.3	**5.20**	2.6
SR13	22/10/2014 0:45	27.78	67.9	**4.51**	0.7	SR13	22/10/2014 6:45	27.67	77.9	**5.19**	1.6	SR13	22/10/2014 12:45	27.99	80.1	5.31	1.2	SR13	22/10/2014 18:45	27.85	77.6	**5.16**	2.2
SR13	22/10/2014 0:50	27.77	70.3	**4.67**	0.7	SR13	22/10/2014 6:50	27.68	78.1	**5.20**	1.2	SR13	22/10/2014 12:50	27.93	76.7	**5.09**	2.9	SR13	22/10/2014 18:50	27.85	77.8	**5.17**	2.5
SR13	22/10/2014 0:55	27.78	74.8	**4.96**	3.3	SR13	22/10/2014 6:55	27.68	78.2	**5.21**	1.2	SR13	22/10/2014 12:55	28.00	81.1	5.37	1.2	SR13	22/10/2014 18:55	27.86	78.5	5.22	3.2
SR13	22/10/2014 1:00	27.77	71.3	**4.74**	2.3	SR13	22/10/2014 7:00	27.70	79.2	5.27	2.1	SR13	22/10/2014 13:00	27.98	80.4	5.32	0.9	SR13	22/10/2014 19:00	27.86	78.2	**5.20**	3.7
SR13	22/10/2014 1:05	27.77	72.0	**4.79**	3.1	SR13	22/10/2014 7:05	27.67	78.3	5.22	1.4	SR13	22/10/2014 13:05	27.96	79.1	5.24	1.0	SR13	22/10/2014 19:05	27.85	78.1	**5.19**	2.7
SR13	22/10/2014 1:10	27.77	70.0	**4.66**	2.4	SR13	22/10/2014 7:10	27.67	78.4	5.23	1.4	SR13	22/10/2014 13:10	27.99	79.8	5.29	1.0	SR13	22/10/2014 19:10	27.86	78.2	**5.20**	3.0
SR13	22/10/2014 1:15	27.77	71.8	**4.77**	3.4	SR13	22/10/2014 7:15	27.68	78.8	5.25	1.7	SR13	22/10/2014 13:15	27.94	76.3	**5.06**	0.8	SR13	22/10/2014 19:15	27.85	77.6	**5.16**	3.0
SR13	22/10/2014 1:20	27.78	72.5	**4.82**	2.4	SR13	22/10/2014 7:20	27.69	79.1	5.27	1.8	SR13	22/10/2014 13:20	27.97	77.1	**5.11**	1.4	SR13	22/10/2014 19:20	27.84	77.9	**5.18**	3.7
SR13	22/10/2014 1:25	27.78	72.4	**4.81**	2.5	SR13	22/10/2014 7:25	27.67	78.3	5.22	1.6	SR13	22/10/2014 13:25	27.94	76.2	**5.06**	1.2	SR13	22/10/2014 19:25	27.84	77.3	**5.14**	3.2
SR13	22/10/2014 1:30	27.78	72.3	**4.80**	2.4	SR13	22/10/2014 7:30	27.68	79.1	5.27	1.4	SR13	22/10/2014 13:30	27.93	79.7	5.28	2.2	SR13	22/10/2014 19:30	27.84	76.6	**5.09**	2.9
SR13	22/10/2014 1:35	27.78	72.6	**4.82**	2.8	SR13	22/10/2014 7:35	27.68	78.9	5.25	1.7	SR13	22/10/2014 13:35	27.93	79.1	5.24	2.5	SR13	22/10/2014 19:35	27.84	76.9	**5.11**	3.4
SR13	22/10/2014 1:40	27.78	71.2	**4.73**	2.4	SR13	22/10/2014 7:40	27.69	80.0	5.32	2.0	SR13	22/10/2014 13:40	27.93	79.1	5.25	3.8	SR13	22/10/2014 19:40	27.83	76.5	**5.08**	3.4
SR13	22/10/2014 1:45	27.78	72.4	**4.81**	2.9	SR13	22/10/2014 7:45	27.70	79.8	5.31	2.0	SR13	22/10/2014 13:45	27.93	78.1	**5.18**	1.9	SR13	22/10/2014 19:45	27.84	76.0	**5.05**	2.7
SR13	22/10/2014 1:50	27.78	72.6	**4.82**	2.6	SR13	22/10/2014 7:50	27.70	78.9	5.25	1.5	SR13	22/10/2014 13:50	27.90	76.5	**5.08**	2.1	SR13	22/10/2014 19:50	27.83	76.6	**5.09**	2.0
SR13	22/10/2014 1:55	27.78	72.1	**4.79**	2.7	SR13	22/10/2014 7:55	27.70	79.1	5.26	1.5	SR13	22/10/2014 13:55	27.92	77.6	**5.15**	2.7	SR13	22/10/2014 19:55	27.83	76.6	**5.09**	4.6
SR13	22/10/2014 2:00	27.78	72.4	**4.81**	2.8	SR13	22/10/2014 8:00	27.70	78.8	5.25	1.9	SR13	22/10/2014 14:00	27.91	77.3	**5.13**	2.6	SR13	22/10/2014 20:00	27.83	77.2	**5.13**	3.8
SR13	22/10/2014 2:05	27.78	72.3	**4.80**	2.6	SR13	22/10/2014 8:05	27.69	78.5	5.23	1.8	SR13	22/10/2014 14:05	27.91	76.7	**5.09**	2.4	SR13	22/10/2014 20:05	27.82	76.2	**5.06**	3.7
SR13	22/10/2014 2:10	27.77	71.5	**4.75**	2.7	SR13	22/10/2014 8:10	27.69	78.2	**5.21**	1.5	SR13	22/10/2014 14:10	27.90	76.6	**5.08**	2.4	SR13	22/10/2014 20:10	27.80	75.3	**5.00**	4.2
SR13	22/10/2014 2:15	27.75	71.5	**4.75**	2.7	SR13	22/10/2014 8:15	27.68	77.8	**5.18**	1.3	SR13	22/10/2014 14:15	27.90	76.2	**5.06**	2.6	SR13	22/10/2014 20:15	27.82	74.2	**4.93**	1.8
SR13	22/10/2014 2:20	27.75	73.9	**4.91**	2.1	SR13	22/10/2014 8:20	27.69	77.3	**5.15**	1.9	SR13	22/10/2014 14:20	27.85	74.9	**4.98**	1.6	SR13	22/10/2014 20:20	27.83	77.9	**5.18**	2.6
SR13	22/10/2014 2:25	27.74	72.2	**4.81**	2.0	SR13	22/10/2014 8:25	27.70	77.6	**5.17**	1.7	SR13	22/10/2014 14:25	27.84	74.5	**4.96**	1.2	SR13	22/10/2014 20:25	27.82	77.5	**5.15**	2.5
SR13	22/10/2014 2:30	27.73	72.9	**4.86**	2.2	SR13	22/10/2014 8:30	27.72	78.4	5.22	3.2	SR13	22/10/2014 14:30	27.93	76.9	**5.10**	1.3	SR13	22/10/2014 20:30	27.82	76.4	**5.08**	3.3
SR13	22/10/2014 2:35	27.73	75.4	**5.02**	2.0	SR13	22/10/2014 8:35	27.73	77.5	**5.16**	4.1	SR13	22/10/2014 14:35	27.93	76.3	**5.06**	1.2	SR13	22/10/2014 20:35	27.82	75.8	**5.04**	3.0
SR13	22/10/2014 2:40	27.74	76.0	**5.05**	1.4	SR13	22/10/2014 8:40	27.74	74.6	**4.96**	6.9	SR13	22/10/2014 14:40	27.91	75.3	**5.01**	1.7	SR13	22/10/2014 20:40	27.81	75.8	**5.04**	3.0
SR13	22/10/2014 2:45	27.73	78.2	**5.20**	1.6	SR13	22/10/2014 8:45	27.74	75.1	**4.99**	3.8	SR13	22/10/2014 14:45	27.88	77.0	**5.11**	3.4	SR13	22/10/2014 20:45	27.82	75.2	**5.00**	2.1
SR13	22/10/2014 2:50	27.73	78.6	5.23	1.6	SR13	22/10/2014 8:50	27.74	74.4	**4.95**	3.6	SR13	22/10/2014 14:50	27.84	74.5	**4.96**	1.9	SR13	22/10/2014 20:50	27.81	75.0	**4.99**	2.1
SR13	22/10/2014 2:55	27.73	79.9	5.32	2.0	SR13	22/10/2014 8:55	27.73	76.1	**5.06**	3.4	SR13	22/10/2014 14:55	27.88	76.6	**5.09**	3.6	SR13	22/10/2014 20:55	27.81	74.5	**4.95**	2.2
SR13	22/10/2014 3:00	27.74	80.1	5.33	2.0	SR13	22/10/2014 9:00	27.73	75.8	**5.04**	3.7	SR13	22/10/2014 15:00	27.88	76.7	**5.09**	3.1	SR13	22/10/2014 21:00	27.80	74.5	**4.95**	3.8
SR13	22/10/2014 3:05	27.73	79.6	5.29	1.4	SR13	22/10/2014 9:05	27.73	75.5	**5.02**	3.3	SR13	22/10/2014 15:05	27.89	76.6	**5.08**	2.7	SR13	22/10/2014 21:05	27.80	74.8	**4.97**	3.4
SR13	22/10/2014 3:10	27.73	79.7	5.31	1.4	SR13	22/10/2014 9:10	27.73	75.4	**5.01**	3.4	SR13	22/10/2014 15:10	27.89	76.5	**5.07**	3.3	SR13	22/10/2014 21:10	27.79	74.5	**4.95**	2.6
SR13	22/10/2014 3:15	27.74	80.3	5.35	2.0	SR13	22/10/2014 9:15	27.74	75.7	**5.03**	4.8	SR13	22/10/2014 15:15	27.89	76.5	**5.08**	2.4	SR13	22/10/2014 21:15	27.78	73.7	**4.89**	3.6
SR13	22/10/2014 3:20	27.73	80.1	5.33	2.0	SR13	22/10/2014 9:20	27.74	75.4	**5.01**	5.0	SR13	22/10/2014 15:20	27.90	77.4	**5.13**	2.3	SR13	22/10/2014 21:20	27.78	73.5	**4.89**	4.4
SR13	22/10/2014 3:25	27.74	80.1	5.33	1.9	SR13	22/10/2014 9:25	27.74	75.6	**5.02**	5.1	SR13	22/10/2014 15:25	27.92	80.1	5.32	2.3	SR13	22/10/2014 21:25	27.78	74.0	**4.92**	3.3
SR13	22/10/2014 3:30	27.74	80.0	5.32	1.9	SR13	22/10/2014 9:30	27.74	74.6	**4.96**	3.7	SR13	22/10/2014 15:30	27.91	80.6	5.35	2.9	SR13	22/10/2014 21:30	27.78	73.7	**4.90**	3.0
SR13	22/10/2014 3:35	27.74	79.5	5.29	1.5	SR13	22/10/2014 9:35	27.73	73.8	**4.91**	2.1	SR13	22/10/2014 15:35	27.91	80.1	5.31	2.0	SR13	22/10/2014 21:35	27.77	73.3	**4.87**	3.8
SR13	22/10/2014 3:40	27.73	79.6	5.29	1.7	SR13	22/10/2014 9:40	27.73	75.4	**5.01**	3.4	SR13	22/10/2014 15:40	27.91	79.4	5.27	1.4	SR13	22/10/2014 21:40	27.77	72.7	**4.83**	3.0
SR13	22/10/2014 3:45	27.74	79.9	5.32	2.3	SR13	22/10/2014 9:45	27.73	74.8	**4.97**	2.7	SR13	22/10/2014 15:45	27.90	79.1	5.25	1.8	SR13	22/10/2014 21:45	27.77	72.3	**4.80**	2.8
SR13	22/10/2014 3:50	27.74	79.3	5.27	1.4	SR13	22/10/2014 9:50	27.73	73.9	**4.91**	3.2	SR13	22/10/2014 15:50	27.90	77.7	**5.16**	2.3	SR13	22/10/2014 21:50	27.77	71.0	**4.72**	2.5
SR13	22/10/2014 3:55	27.74	79.3	5.27	1.9	SR13	22/10/2014 9:55	27.72	73.6	**4.89**	3.1	SR13	22/10/2014 15:55	27.89	81.0	5.38	2.1	SR13	22/10/2014 21:55	27.78	70.5	**4.68**	1.5
SR13	22/10/2014 4:00	27.74	80.2	5.33	1.9	SR13	22/10/2014 10:00	27.73	73.7	**4.90**	4.5	SR13	22/10/2014 16:00	27.87	81.1	5.39	2.4	SR13	22/10/2014 22:00	27.78	73.6	**4.89**	3.7
SR13	22/10/2014 4:05	27.74	79.8	5.31	2.0	SR13	22/10/2014 10:05	27.74	74.3	**4.94**	4.4	SR13	22/10/2014 16:05	27.87	81.9	5.44	1.1	SR13	22/10/2014 22:05	27.76	73.1	**4.86**	2.5
SR13	22/10/2014 4:10	27.74	80.3	5.34	2.0	SR13	22/10/2014 10:10	27.74	74.0	**4.92**	4.3	SR13	22/10/2014 16:10	27.86	82.9	5.51	1.9	SR13	22/10/2014 22:10	27.76	72.6	**4.82**	1.6
SR13	22/10/2014 4:15	27.74	80.1	5.33	2.1	SR13	22/10/2014 10:15	27.74	73.3	**4.87**	5.7	SR13	22/10/2014 16:15	27.86	82.5	5.48	1.4	SR13	22/10/2014 22:15	27.77	72.7	**4.83**	2.1
SR13	22/10/2014 4:20	27.74	79.7	5.30	2.6	SR13	22/10/2014 10:20	27.74	73.5	**4.88**	5.7	SR13	22/10/2014 16:20	27.86	81.7	5.43	1.3	SR13	22/10/2014 22:20	27.77	72.4	**4.81**	2.0
SR13	22/10/2014 4:25	27.74	79.6	5.29	1.5	SR13	22/10/2014 10:25	27.74	73.4	**4.88**	4.1	SR13	22/10/2014 16:25	27.88	80.7	5.37	1.4	SR13	22/10/2014 22:25	27.77	72.2	**4.80**	1.9
SR13	22/10/2014 4:30	27.74	79.8	5.31	1.5	SR13	22/10/2014 10:30	27.74	72.2	**4.80**	2.8	SR13	22/10/2014 16:30	27.88	80.3	5.33	1.3	SR13	22/10/2014 22:30	27.78	72.0	**4.79**	1.8
SR13	22/10/2014 4:35	27.74	79.6	5.29	1.3	SR13	22/10/2014 10:35	27.73	72.1	**4.79**	2.6	SR13	22/10/2014 16:35	27.88	80.1	5.32	1.3	SR13	22/10/2014 22:35	27.78	71.1	**4.73**	1.6
SR13	22/10/2014 4:40	27.75	79.4	5.28	1.6	SR13	22/10/2014 10:40	27.74	72.3	**4.80**	3.0	SR13	22/10/2014 16:40	27.86	79.1	5.26	0.7	SR13	22/10/2014 22:40	27.78	72.2	**4.80**	1.5
SR13	22/10/2014 4:45	27.75	79.7	5.30	1.4	SR13	22/10/2014 10:45	27.75	72.9	**4.84**	2.8	SR13	22/10/2014 16:45	27.87	79.1	5.26	0.4	SR13	22/10/2014 22:45	27.77	71.7	**4.77**	1.2
SR13	22/10/2014 4:50	27.75	79.1	5.26	1.6	SR13	22/10/2014 10:50	27.82	75.8	**5.03**	2.8	SR13	22/10/2014 16:50	27.88	79.7	5.30	1.2	SR13	22/10/2014 22:50	27.77	71.3	**4.74**	1.8
SR13	22/10/2014 4:55	27.75	78.2	**5.20**	1.3	SR13	22/10/2014 10:55	27.84	76.5	**5.07**	2.5	SR13	22/10/2014 16:55	27.88	80.0	5.31	1.3	SR13	22/10/2014 22:55	27.78	70.6	**4.69**	1.0
SR13	22/10/2014 5:00	27.70	77.8	**5.18**	1.6	SR13	22/10/2014 11:00	27.87	76.7	**5.08**	2.6	SR13	22/10/2014 17:00	27.88	79.6	5.29	0.6	SR13	22/10/2014 23:00	27.78	72.7	**4.83**	1.8
SR13	22/10/2014 5:05	27.70	80.2	5.34	1.9	SR13	22/10/2014 11:05	27.88	77.1	**5.11**	2.6	SR13	22/10/2014 17:05	27.88	80.0	5.31	1.4	SR13	22/10/2014 23:05	27.78	72.4	**4.81**	1.7
SR13	22/10/2014 5:10	27.70	81.1	5.40	2.4	SR13	22/10/2014 11:10	27.78	75.3	**5.00**	4.5	SR13	22/10/2014 17:10	27.87	79.4	5.27	2.0	SR13	22/10/2014 23:10	27.77	73.3	**4.87**	2.5
SR13	22/10/2014 5:15	27.70	81.1	5.40	1.6	SR13	22/10/2014 11:15	27.75	73.8	**4.90**	6.5	SR13	22/10/2014 17:15	27.87	79.6	5.29	1.3	SR13	22/10/2014 23:15	27.78	71.8	**4.77**	1.4
SR13	22/10/2014 5:20	27.71	82.3	5.48	5.2	SR13	22/10/2014 11:20	27.79	75.5	**5.02**	4.0	SR13	22/10/2014 17:20	27.83	82.4	5.48	1.0	SR13	22/10/2014 23:20	27.78	71.9	**4.78**	1.4
SR13	22/10/2014 5:25	27.71	81.0	5.39	1.9	SR13	22/10/2014 11:25	27.88	77.7	**5.15**	2.6	SR13	22/10/2014 17:25	27.86	80.8	5.37	3.6	SR13	22/10/2014 23:25	27.75	72.1	**4.80**	1.7
SR13	22/10/2014 5:30	27.72	80.9	5.39	2.0	SR13	22/10/2014 11:30	27.87	77.0	**5.11**	2.1	SR13	22/10/2014 17:30	27.84	79.8	5.30	2.3	SR13	22/10/2014 23:30	27.75	74.1	**4.93**	7.2
SR13	22/10/2014 5:35	27.72	80.2	5.34	1.6	SR13	22/10/2014 11:35	27.81	75.5	**5.01**	2.8	SR13	22/10/2014 17:35	27.85	79.5	5.29	2.3	SR13	22/10/2014 23:35	27.75	73.5	**4.90**	3.3
SR13	22/10/2014 5:40	27.72	79.8	5.31	2.1	SR13	22/10/2014 11:40	27.89	77.2	**5.12**	1.9	SR13	22/10/2014 17:40	27.85	79.8	5.30	2.2	SR13	22/10/2014 23:40	27.76	72.7	**4.84**	4.3
SR13	22/10/2014 5:45	27.73	80.3	5.34	2.8	SR13	22/10/2014 11:45	27.93	78.4	**5.19**	2.6	SR13	22/10/2014 17:45	27.85	79.1	5.26	1.2	SR13	22/10/2014 23:45	27.71	74.6	**4.99**	4.7
SR13	22/10/2014 5:50	27.73	79.3	5.28	2.3	SR13	22/10/2014 11:50	27.98	81.5	5.40	1.4	SR13	22/10/2014 17:50	27.83	78.2	**5.20**	1.0	SR13	22/10/2014 23:50	27.71	73.7	**4.93**	3.9
SR13	22/10/2014 5:55	27.73	79.3	5.28	1.9	SR13	22/10/2014 11:55	27.99	81.8	5.42	1.9	SR13	22/10/2014 17:55	27.86	79.6	5.29	3.2	SR13	22/10/2014 23:55	27.72	73.4	**4.90**	3.8

Station	Timestamp	NH_3 (mg/L)				Station	Timestamp	NH_3 (mg/L)			
SR4	22/10/2014 0:17	0.07				SR12	22/10/2014 0:17	0.09			
SR4	22/10/2014 0:37	0.06				SR12	22/10/2014 0:37	0.06			
SR4	22/10/2014 0:57	0.06				SR12	22/10/2014 0:57	0.08			
SR4	22/10/2014 1:17	0.06				SR12	22/10/2014 1:17	0.05			
SR4	22/10/2014 1:37	0.06				SR12	22/10/2014 1:37	0.08			
SR4	22/10/2014 1:57	0.06				SR12	22/10/2014 1:57	0.06			
SR4	22/10/2014 2:17	0.08				SR12	22/10/2014 2:17	0.08			
SR4	22/10/2014 2:37	0.07				SR12	22/10/2014 2:37	0.07			
SR4	22/10/2014 2:57	0.06				SR12	22/10/2014 2:57	0.05			
SR4	22/10/2014 3:17	0.06				SR12	22/10/2014 3:17	0.06			
SR4	22/10/2014 3:37	0.07				SR12	22/10/2014 3:37	0.05			
SR4	22/10/2014 3:57	0.06				SR12	22/10/2014 3:57	0.04			
SR4	22/10/2014 4:17	0.05				SR12	22/10/2014 4:17	0.05			
SR4	22/10/2014 4:37	0.05				SR12	22/10/2014 4:37	0.06			
SR4	22/10/2014 4:57	0.06				SR12	22/10/2014 4:57	0.06			
SR4	22/10/2014 5:17	0.05				SR12	22/10/2014 5:17	0.05			
SR4	22/10/2014 5:37	0.05				SR12	22/10/2014 5:37	0.07			
SR4	22/10/2014 5:57	0.09				SR12	22/10/2014 5:57	0.07			
SR4						SR12					
SR4	22/10/2014 6:37	0.06				SR12	22/10/2014 6:37	0.05			
SR4	22/10/2014 6:57	0.07				SR12	22/10/2014 6:57	0.06			
SR4	22/10/2014 7:17	0.07				SR12	22/10/2014 7:17	0.06			
SR4	22/10/2014 7:37	0.07				SR12	22/10/2014 7:37	0.06			
SR4	22/10/2014 7:57	0.05				SR12	22/10/2014 7:57	0.06			
SR4	22/10/2014 8:17	0.09				SR12	22/10/2014 8:17	0.07			
SR4	22/10/2014 8:37	0.07				SR12	22/10/2014 8:37	0.07			
SR4	22/10/2014 8:57	0.07				SR12	22/10/2014 8:57	0.06			
SR4	22/10/2014 9:17	0.07				SR12	22/10/2014 9:17	0.06			
SR4	22/10/2014 9:37	0.06				SR12	22/10/2014 9:37	0.05			
SR4						SR12	22/10/2014 9:57	0.06			
SR4						SR12	22/10/2014 10:17	0.05			
SR4						SR12	22/10/2014 10:37	0.06			
SR4						SR12	22/10/2014 10:57	0.06			
SR4	22/10/2014 11:17	0.09				SR12	22/10/2014 11:17	0.06			
SR4	22/10/2014 11:37	0.07				SR12	22/10/2014 11:37	0.06			
SR4	22/10/2014 11:57	0.08				SR12	22/10/2014 11:57	0.07			
SR4	22/10/2014 12:17	0.09				SR12	22/10/2014 12:17	0.05			
SR4	22/10/2014 12:37	0.08				SR12	22/10/2014 12:37	0.05			
SR4	22/10/2014 12:57	0.08				SR12	22/10/2014 12:57	0.06			
SR4	22/10/2014 13:17	0.07				SR12	22/10/2014 13:17	0.07			
SR4	22/10/2014 13:37	0.08				SR12					
SR4	22/10/2014 13:57	0.05				SR12					
SR4	22/10/2014 14:17	0.07				SR12					
SR4	22/10/2014 14:37	0.06				SR12					
SR4	22/10/2014 14:57	0.05				SR12					
SR4	22/10/2014 15:17	0.06				SR12					
SR4	22/10/2014 15:37	0.05				SR12	22/10/2014 15:37	0.07			
SR4	22/10/2014 15:57	0.06				SR12	22/10/2014 15:57	0.06			
SR4	22/10/2014 16:17	0.05				SR12	22/10/2014 16:17	0.07			
SR4	22/10/2014 16:37	0.06				SR12	22/10/2014 16:37	0.08			
SR4	22/10/2014 16:57	0.06				SR12	22/10/2014 16:57	0.08			
SR4	22/10/2014 17:17	0.06				SR12	22/10/2014 17:17	0.07			
SR4	22/10/2014 17:37	0.07				SR12	22/10/2014 17:37	0.06			
SR4	22/10/2014 17:57	0.08				SR12	22/10/2014 17:57	0.06			
SR4	22/10/2014 18:17	0.06				SR12	22/10/2014 18:17	0.06			
SR4	22/10/2014 18:37	0.06				SR12	22/10/2014 18:37	0.05			
SR4	22/10/2014 18:57	0.07				SR12	22/10/2014 18:57	0.06			
SR4	22/10/2014 19:17	0.07				SR12	22/10/2014 19:17	0.05			
SR4	22/10/2014 19:37	0.08				SR12	22/10/2014 19:37	0.05			
SR4	22/10/2014 19:57	0.08				SR12	22/10/2014 19:57	0.07			
SR4	22/10/2014 20:17	0.08				SR12	22/10/2014 20:17	0.06			
SR4	22/10/2014 20:37	0.07				SR12	22/10/2014 20:37	0.06			
SR4	22/10/2014 20:57	0.06				SR12	22/10/2014 20:57	0.06			
SR4	22/10/2014 21:17	0.07				SR12	22/10/2014 21:17	0.06			
SR4	22/10/2014 21:37	0.08				SR12	22/10/2014 21:37	0.06			
SR4	22/10/2014 21:57	0.09				SR12	22/10/2014 21:57	0.06			
SR4	22/10/2014 22:17	0.08				SR12	22/10/2014 22:17	0.06			
SR4	22/10/2014 22:37	0.08				SR12	22/10/2014 22:37	0.06			
SR4	22/10/2014 22:57	0.06				SR12	22/10/2014 22:57	0.07			
SR4	22/10/2014 23:17	0.07				SR12	22/10/2014 23:17	0.06			
SR4	22/10/2014 23:37	0.09				SR12	22/10/2014 23:37	0.06			
SR4	22/10/2014 23:57	0.09				SR12	22/10/2014 23:57	0.08			

Remark: Fonts with underline: Action Level Exceedance
Fonts with bold and underline: Limit Level Exceedance
Automatic Instrument calibration of NH3-N monitor was carried out during 5:57-6:37 at SR4 and SR12.
SR4 monitoring station was under maintenance during 9:46-10:51.
SR12 monitoring station was under maintenance during 13:21-15:26.

MATERIALAB CONSULTANTS LIMITED
Fugro Development Centre,
5 Lok Yi Street,
17 M.S. Castle Peak Road,
Tai Lam, Tuen Mun, N.T., Hong Kong.
Tel : (852)-24508238
Fax : (852)-24508032
Email : mcl@fugro.com.hk

Appendix J

Environmental Mitigation Implementation Schedule

The copyright of this document is owned by MateriaLab Consultants Ltd. It may not be reproduced except with prior written approval from the Company.

EIA Ref	EM& A Ref	No.	Recommended Mitigation Measures	Objectives of the Recommended Measures & Main Concerns to Address	Who to implement the measure	Location of the measure	When to implement the measure?	Implementation Status
		A	Water Quality					
3.8	2.9		Use of Silt Screens	Minimize the effect of potential increase in SS levels at the seawater intakes	Contractor	WSD8, WSD9 and EMSD1	Construction Phase	
		A1	Silt Screens shall be installed at the flushing water intakes WSRs WSD1, WSD8~~, WSD9~~ and EMSD1 to minimise the effect of potential increase in SS levels at the seawater intakes.					Implemented
3.8	2.9		Use of Silt Curtains	Minimize the release of suspended soil from the dredging area	Contractor	Construction Work Sites	Construction Phase	
		A2	To minimize the potential SS impact from dredging, deployment of silt curtains around the grab dredgers is recommended; and Before commencement of dredging works, the holder of the Environmental Permit shall submit detailed proposal of the design and arrangement of the frame type silt curtain to EPD for approval.					Implemented
3.10	2.9	A3	Water Quality Monitoring Program	Perform water quality monitoring at sensitive receivers during construction phase	ET	Monitoring Locations as stated in Table 2.1 of the EM&A Manual	Construction Phase	
			Water quality monitoring shall be carried out in accordance with Section 2 of the Environmental Monitoring and Audit (EM&A) Manual. Event and Action Plan (EAP) for water quality shall be followed in case of any exceedance in action and limit level.					Implemented
3.8 (EP Ref 3)	-		Dredging Operation	Minimize potential adverse effect as a result of dredging activities	Contractor	Construction Work Sites	Construction Phase	
		A4	Only two types of dredgers are allowed for this Project: (a) grab dredger with closed grab, and (b) ~~cutter suction dredger~~ spud pole grab dredger.					Implemented
		A5	The speed of any construction vessels shall not exceed 10 knots when passing through the area of the Project.					Implemented
		A6	No more than ~~three~~ two grab dredgers with closed grab ~~(or one cutter suction dredger with two closed grab dredgers)~~ shall be operated within the Project Area at any one time for the Project.					Implemented
		A7	Only one closed grab dredger ~~or one cutter suction dredger~~ shall be operated in Zone 2B and during which no other closed grab dredger shall be allowed in other zones within the Project Area.					NA-no work in such location
		A8	No more than one grab dredger with closed ~~grab (or one cutter suction dredger)~~ shall be operated within each of the five main zones at any one time for the ~~Project in which the cutter suction dredger shall only be operated in Zones 2 and 4 with maximum dredging rate of 700 m³ in 30 minutes in any given hour (max. 8,400 m³/day, based on a 12-hour operation per day)~~.					Implemented
		A9	The maximum dredging rate for closed grab dredger at Rambler Channel – Zones 1 to 2 (subzones Z1A, Z1B, Z2A, Z2B and Z2C) shall follow the Dredging Plan for the Hotspot, as shown in EP-426/2011/A.					Implemented
		A10	The maximum dredging rate for closed grab dredger at Rambler Channel – Zones 3 to 4 (subzones Z3A to Z4B) shall not exceed 1,600 m³ per day during dry season or 3,440 m³ per day during wet season as shown in EP-426/2011/A.					Implemented
		A11	The maximum dredging rate for closed grab dredger at Rambler Channel – Zones 5 to 6 (subzones Z5A, Z5B and Z6A) shall not exceed 4,000 m³ per day during both dry and wet seasons as shown in EP-426/2011/A.					Implemented
		A12	The maximum dredging rate for closed grab dredger at Rambler Channel –					Implemented

EIA Ref	EM&A Ref	No.	Recommended Mitigation Measures	Objectives of the Recommended Measures & Main Concerns to Address	Who to implement the measure	Location of the measure	When to implement the measure?	Implementation Status
			Zones 5 to 8 (subzones Z5C, Z6B, Z6C, Z6D, Z7 and Z8) shall not exceed 4,000 m³ per day during both dry and wet seasons as shown in EP-426/2011/A.					
		A13	The maximum dredging rate for closed grab dredger at Northern Fairway – Zones 9 to 12 shall not exceed 4,000 m³ per day during both dry and wet seasons as shown in EP-426/2011/A.					NA-no work in such location
		A14	The maximum dredging rate for closed grab dredger at Western Fairway – Zone 13A shall not exceed 4,000 m³ per day during both dry and wet seasons as shown in EP-426/2011/A.					Implemented
		A15	The maximum dredging rate for closed grab dredger at Western Fairway – Zone 13B shall not exceed 4,000 m³ per day during both dry and wet seasons as shown in EP-426/2011/A.					Implement
		A16	~~The dredging pump of cutter suction dredger shall be operated during cutting to reduce the sediment loss to water body.~~					NA-no CSD employed
		A17	Project dredging works within Zone 1 to 6 (including sub-zones) of the Container Basin shall not be carried out at the same time with Terminal Operator's maintenance dredging activities.					Implemented
		A18	~~Cutter suction dredger is only to be deployed for the removal of harder material during daytime only (07:00 to 19:00) in Zone 2 (including subzones) of the Container Basin.~~					NA-no CSD employed
		A19	In case of rainstorm warning in effect during dredging works, the dredged material on barge shall be covered properly before transportation to disposal site.					Implemented
		A20	In case of exceedance of SS and NH3-N at the Tsing Yi WSD flushing intake due to dredging operation is evidenced, the Contractor shall propose mitigation measures not limited to reducing dredging rate. If exceedance persists, the Contractor shall propose not to undertake dredging operation in close proximity to the Tsing Yi flushing water intake during flood tide. The Contractor shall liaise with the ETL, IEC, ER, EPD and WSD for the proposed mitigation measures.					NA-no exceedance due to dredging operation
		A21	If further mitigation measures are required due to continuous exceedance of SS and NH_3-N, consideration shall then be given to dredge only on the state of the tide which would avoid migration of SS towards the WSD and EMSD intakes.					NA-no exceedance due to dredging operation
		A22	Dredging sub-zone Z2B where high NH_3-N in sediment is found shall be isolated with dredging works to be carried out towards the end of construction programme.					NA-no work in such location
		A23	Administrative control in terms of dredging rate adjustment in controlling the release of contaminants shall be employed as mitigation measures.					Implemented
		A24	Field trials shall be carried out to propose the most effective dredging process and rate to control the release of ammoniacal nitrogen and UIA into the water column and achieve compliance at the WSD1 seawater intake (NH_3-N) and at the beaches for UIA. Capital dredging works in dredging sub-zone Z2B (Figure 1.2h refers) should not therefore be carried out until the proposed method and rate are confirmed.					NA-no work in such location

EIA Ref	EM& A Ref	No.	Recommended Mitigation Measures	Objectives of the Recommended Measures & Main Concerns to Address	Who to implement the measure	Location of the measure	When to implement the measure?	Implementation Status
		A25	Detailed dredging plan shall be prepared providing details of individual dredging subzones and dredging rate taking into account of the field trial results.					Implemented
3.8	-		Other Good Site Practices for Dredging	Minimize potential adverse effect as a result of dredging activities	Contractor	Construction Work Sites	Construction Phase	
		A26	All vessels should be sized so that adequate clearance is maintained between vessels and the seabed in all tide conditions, to ensure that undue turbidity is not generated by turbulence from vessel movement or propeller wash.					Implemented
		A27	The speed of all Contractor's vessels should be controlled within the works area to prevent propeller wash from stirring up the seabed sediments.					Implemented
		A28	All barges / dredgers used should be fitted with tight fitting seals to their bottom openings to prevent leakage of material.					Implemented
		A29	Construction activities should not cause foam, oil, grease, scum, litter or other objectionable matter to be present on the water within the site or dumping grounds.					Implemented
		A30	No overflow of dredged mud should be allowed. Barges or hopper should not be filled to a level that will cause the overflow of materials or polluted water during loading or transportation.					Implemented
		B	**Waste Management**					
			Good Site Practices	Minimize potential adverse effect arising from the handling of dredged material	Contractor	Construction Work Sites (General)	Construction Phase	
4.5	3.3	B1	Obtain the profile of different sediment categories and careful planning of sediment removal.					Implemented
		B2	Nomination of an approved person, such as a site manager, to be responsible for good site practices, arrangements for collection and effective disposal to an appropriate facility, of all wastes generated at the site.					Implemented
		B3	Training of site personnel in proper waste management and chemical handling procedures.					Implemented
		B4	Provision of sufficient waste disposal points and regular collection of waste.					Implemented
		B5	Well planned delivery programme for offsite disposal such that adverse environmental impact from transporting sediment material is not anticipated.					Implemented
		B6	Use well maintained PME on site.					Implemented
			General Refuse	Minimize the adverse effect arising from the handling of site general refuse	Contractor	Construction Work Sites (General)	Construction Phase	
4.5	3.3	B7	General refuse should be stored in enclosed bins. A reputable waste collector should be employed by the contractor to remove general refuse from the site.					Implemented
			Chemical Waste	Minimize the adverse effect arising from the handling of site chemical waste	Contractor	Construction Work Site	Construction Phase	
4.5	3.3	B8	If chemical wastes are produced at the construction site, the Contractor shall be required to register with the EPD as a chemical waste producer and to follow the guidelines stated in the Code of Practice on the Packaging, Labelling and Storage of Chemical Wastes. Good quality containers compatible with the chemical wastes shall be used, and incompatible chemicals should be stored separately. Appropriate labels shall be securely attached on each chemical waste container indicating the corresponding chemical characteristics of the chemical waste, such as explosive, flammable, oxidizing, irritant, toxic, harmful, corrosive, etc. The Contractor shall use a licensed collector to transport and dispose of the chemical					Implemented

EIA Ref	EM&A Ref	No.	Recommended Mitigation Measures	Objectives of the Recommended Measures & Main Concerns to Address	Who to implement the measure	Location of the measure	When to implement the measure?	Implementation Status
			wastes, to either the approved Chemical Waste Treatment Centre, or another licensed facility, in accordance with the Waste Disposal (Chemical Waste) (General) Regulation.					
4.5	3.3		Marine Dredged Sediment	Control of transportation and disposal of dredged material in a manner to minimize potential impacts on water quality	Contractor	Construction Work Site	Construction Phase	
		B9	Control of transportation and disposal of dredged material in a manner to minimize potential impacts on water quality.					Implemented
		B10	Bottom opening of barges will be fitted with tight fitting seals to prevent leakage of material. Excess material shall be cleaned from the decks and exposed fittings of barges and dredgers before the vessel is moved.					Implemented
		B11	Monitoring of the barge loading shall be conducted to ensure that loss of material does not take place during transportation. Transport barges or vessels shall be equipped with automatic self-monitoring devices as specified by the EPD.					Implemented
		B12	Barges or hopper barges shall not be filled to a level that would cause the overflow of materials or sediment laden water during loading or transportation.					Implemented
		B13	Sediment Quality Report shall be prepared and submit to EPD under DASO.					Implemented
		B14	If disposal of Type 3 sediment is identified, agreement with EPD shall be reached regarding the treatment of sediment before disposal.					NA – no type 3 material disposed
		B15	Project works shall not be carried out before obtaining confirmation from MFC on disposal option.					Implemented
		B16	Follow strictly all conditions stipulated in the dumping permit.					Implemented
		C	**Marine Ecology**	Review and assess the potential adverse effect on marine ecology	Contractor	Construction Work Sites	Construction Phase	
5.7	4.1	C1	Water quality monitoring results shall be reviewed from time to time to assess if there were any impact to marine ecology due to dredging operation.					Implemented
		D	**Fisheries**	Review and assess the potential adverse effect on fisheries	Contractor	Construction Work Sites	Construction Phase	
6.7	5.1	D1	Water quality monitoring results shall be reviewed from time to time to assess if there were any impact to fisheries due to dredging operation.					Implemented
		E	**Hazard to Life**		Contractor	Construction Work Sites (General)	Construction Phase	
7.8.2	6.2	E1	Sound communication channel shall be established with the oil companies, Marine Department, and Fire Services Department for effective notification and emergency evacuation in case of accidents.					Implemented
		E2	Proper safety and emergency training shall be given to the relevant operation staff at the dredging site. Emergency plans and procedures should be prepared and drills should be performed periodically.					Implemented
		F	**Landscape Visual and Glare**	Minimize landscape and visual impacts during construction phase	Contractor	Construction activities' area	Throughout design, construction phase	
8.9 Table 8-3 & 8-6	7.2	F1	Visa shields to the lights of dredgers shall be provided.					Implemented
		F2	The light source shall not point directly to any VSRs.					Implemented
		F3	Lights shall be switched off if they are not in use.					Implemented
		G	**Cultural Heritage**	Minimize potential marine archaeological impact during dredging activities	Contractor	Locations of the 20 unidentified sonar	During Construction works	
9.5	8		Monitoring Brief					
		G1	A monitoring brief shall be conducted during the dredging. It shall only be required during dredging at the locations of the 20 unidentified sonar					NA-no work in such location

EIA Ref	EM& A Ref	No.	Recommended Mitigation Measures	Objectives of the Recommended Measures & Main Concerns to Address	Who to implement the measure	Location of the measure	When to implement the measure?	Implementation Status
			contacts and masked areas and does not need to cover all of the dredging activities. Dredging staff should be briefed about the possibility of locating archaeological objects and a marine archaeologist shall be available to monitor the dredged spoil and provide advice. If material indicative of archaeological remains is retrieved, the AMO should be contacted as soon as possible.			contacts and masked areas		
		H	**Noise**					
10.8	9		Good Site Practices	Control and minimize the generation of undue noise nuisance	Contractor	Construction Work Sites (Along the alignment of dredging	Construction Phase	
		H1	Only well-maintained plant shall be operated on-site and plant should be serviced regularly during the construction program.					Implemented
		H2	Machines and plant that may be in intermittent use should be shut down between works periods or should be throttled down to a minimum.					Implemented
		H3	Plant known to emit noise strongly in one direction should, wherever possible, be orientated so that the noise is directed away from nearby NSRs.					Implemented
		H4	If dredging is to be carried out during restricted hours, work locations close to NSRs shall be avoided.					Implemented
		I	**Construction Dust**					
11.7	10		Dust Control	Good site practice to control dust and odour impact to the nearby sensitive receivers	Contractor	Construction Work Sites (General)	Construction Phase	
		I1	Requirements of the Air Pollution Control (Construction Dust) Regulation, where relevant, shall be adhered to during the construction period.					Implemented
			Odour		Contractor	Construction Work Sites (General)	Construction Phase	
		I2	To minimize potential odour emissions, if dredged sediment is anticipated to be placed on barge for more than a day the load shall be properly covered as far as practicable to minimise the exposed area and potential odour.					NA-no work in such condition
		I3	If dredged sediment is found to be malodorous it shall be removed from site as soon as possible within one hour after the barge being filled up.					NA-no work in such condition

MATERIALAB CONSULTANTS LIMITED
Fugro Development Centre,
5 Lok Yi Street,
17 M.S. Castle Peak Road,
Tai Lam, Tuen Mun, N.T., Hong Kong.
Tel : (852)-24508238
Fax : (852)-24508032
Email : mcl@fugro.com.hk

Appendix K

Waste Generation in Reporting Period

The copyright of this document is owned by MateriaLab Consultants Ltd. It may not be reproduced except with prior written approval from the Company.

Name of Department : Civil Engineering and Development Department
Contract No. : CV/2013/04

Monthly Summary Waste Flow Table for _2014__ (year)

Year	Actual Quantities of Inert C&D Materials Generated Monthly					Actual Quantities of C&D Wastes Generated Monthly				
	Total Quantity Generated	Broken Concrete (see Note 4)	Reused in the Contract	Reused in other Projects	Disposed as Public Fill	Metals	Paper/cardboard packaging	Plastics (see Note 3)	Chemical Waste	Others, e.g. general refuse
	(in '000 m^3)	(in '000 m^3)	(in '000 m^3)	(in '000 m^3)	(in '000 m^3)	(in '000 kg)	(in '000 kg)	(in '000 kg)	(in '000 kg)	(in '000 m^3)
Jan	nil	nil	nil	nil	nil	nil	nil	nil	nil	0.01
Feb	nil	nil	nil	nil	nil	nil	nil	nil	nil	0.01
Mar	nil	nil	nil	nil	nil	nil	nil	nil	nil	0.05
Apr	nil	nil	nil	nil	nil	nil	nil	nil	nil	0.01
May	nil	nil	nil	nil	nil	nil	nil	nil	nil	0.01
Jun	nil	nil	nil	nil	nil	nil	nil	nil	nil	0.01
Jul	nil	nil	nil	nil	nil	nil	nil	nil	nil	0.01
Aug	nil	nil	nil	nil	nil	nil	nil	nil	nil	0.01
Sep	nil	nil	nil	nil	nil	nil	nil	nil	nil	0.01
Oct	nil	nil	nil	nil	nil	nil	nil	nil	nil	0.01
Nov	-	-	-	-	-	-	-	-	-	-
Dec	-	-	-	-	-	-	-	-	-	-
Total	nil	nil	nil	nil	nil	nil	nil	nil	nil	0.14

Notes:

(1) The waste flow table shall also include C&D materials that are specified in the Contract to be imported for use at the Site.

(2) Plastics refer to plastic bottles/containers, plastic sheets/foam from packaging material.

(3) Broken concrete for recycling into aggregates

Monthly Summary of Sediment Disposal (2014)

Marine Sediment Type	Type 1 – Open Sea Disposal	Type 2 – Confined Marine Disposal	Type 3 – Special Treatment / Disposal
Month	Monthly Quantity (m^3)	Monthly Quantity (m^3)	Monthly Quantity (m^3)
Jan	nil	nil	nil
Feb	nil	nil	nil
Mar	nil	nil	nil
Apr	nil	nil	nil
May	3,700	nil	nil
Jun	66,950	nil	nil
Jul	80,600	nil	nil
Aug	79,600	nil	nil
Sep	100,700	nil	nil
Oct	60,450	50,400	nil
Nov	-	-	-
Dec	-	-	-
Total	392,000	50,400	nil

Yearly Summary Waste Flow Table

Year	Estimated Annual Quantities of Inert C&D Materials (in '000m^3)										Estimated Annual of C&D Wastes									
	Total Quantity Generated		Broken Concrete (see Note 3)		Reused in the Contract		Reused in other Projects		Disposed as Public Fill		Metals		Paper/cardboard packaging		Plastics (see Note 2)		Chemical Waste		Others, e.g. general refuse	
	(a)		(b)		(c)		(d)		(a-b-c-d)		(in '000 kg)		(in '000 kg)		(in '000 kg)		(in '000 kg)		(in '000 m^3)	
	Est.	Act.	Est.	Act.	Est.	Act.	Est.	Act.	Est.	Act.	Est.	Act.	Est.	Act.	Est.	Act.	Est.	Act.	Est.	Act.
2013	Nil	Nil	Nil	Nil	Nil	Nil	Nil	Nil	Nil	Nil	Nil	Nil	Nil	Nil	Nil	Nil	Nil	Nil	0.003	0.01
2014	-	-	-	-	-	-	-	-	-	-	-	-	-	-	-	-	-	-	0.2	-
2015	-	-	-	-	-	-	-	-	-	-	-	-	-	-	-	-	-	-	-	-
2016	-	-	-	-	-	-	-	-	-	-	-	-	-	-	-	-	-	-	-	-
2017	-	-	-	-	-	-	-	-	-	-	-	-	-	-	-	-	-	-	-	-
2018	-	-	-	-	-	-	-	-	-	-	-	-	-	-	-	-	-	-	-	-
2019	-	-	-	-	-	-	-	-	-	-	-	-	-	-	-	-	-	-	-	-
2020																				
2021																				
Grand Total																			0.2	

Notes: (1) The waste flow table shall also include C&D materials that are specified in the Contract to be imported for use at the Site.

(2) Plastics refer to plastic bottles/containers, plastic sheets/foam from packaging material

(3) Broken concrete for recycling into aggregates.

MATERIALAB CONSULTANTS LIMITED
Fugro Development Centre,
5 Lok Yi Street,
17 M.S. Castle Peak Road,
Tai Lam, Tuen Mun, N.T., Hong Kong.
Tel : (852)-24508238
Fax : (852)-24508032
Email : mcl@fugro.com.hk

Appendix L

Weather Conditions and Red Tide Occurrences for the Reporting Month

The copyright of this document is owned by MateriaLab Consultants Ltd. It may not be reproduced except with prior written approval from the Company.

MATERIALAB CONSULTANTS LIMITED
Fugro Development Centre,
5 Lok Yi Street,
17 M.S. Castle Peak Road,
Tai Lam, Tuen Mun, N.T., Hong Kong.
Tel : (852)-24508238
Fax : (852)-24508032
Email : mcl@fugro.com.hk

Report No.: 0394/13/ED/0192B

Date	Air Temperature			Mean Relative Humidity (%)	Total Rainfall (mm)
	Maximum (deg. C)	Mean (deg. C)	Minimum (deg. C)		
September					
23	30.1	27.5	25.6	72	-
24	29.9	28.1	26.4	76	Trace
25	31.2	28.5	26.8	76	-
26	31.4	28.4	27.2	77	0.7
27	31.7	28.7	27.0	77	-
28	32.8	29.1	26.7	75	-
29	32.4	29.3	27.2	73	-
30	33.6	29.6	27.1	78	11.4
October					
1	31.4	28.1	25.2	83	26.7
2	30.8	28.5	26.6	79	Trace
3	30.0	27.5	25.2	86	23.7
4	28.9	26.5	24.9	84	2.6
5	30.7	27.1	25.4	73	0.1
6	29.8	26.8	24.5	64	-
7	28.9	26.3	24.4	64	Trace
8	29.1	26.0	23.9	63	-
9	29.2	26.5	25.0	63	-
10	30.3	27.1	24.2	59	-
11	31.4	27.9	25.0	59	-
12	30.9	27.6	25	56	-
13	29.9	26.3	23.8	54	-
14	28.7	25.5	23.0	60	Trace
15	28.4	25.3	22.8	68	-
16	27.6	25.4	23.9	67	Trace
17	28.0	25.0	23.4	66	-
18	28.3	25.4	23.1	70	-
19	28.5	25.8	24.5	74	Trace
20	29.4	26.5	25.0	77	-
21	30.4	27.3	24.6	70	Trace
22	30.6	27.3	23.4	69	56.4

Source: Hong Kong Observatory

The copyright of this document is owned by MateriaLab Consultants Ltd. It may not be reproduced except with prior written approval from the Company.

MATERIALAB CONSULTANTS LIMITED
Fugro Development Centre,
5 Lok Yi Street,
17 M.S. Castle Peak Road,
Tai Lam, Tuen Mun, N.T., Hong Kong.
Tel : (852)-24508238
Fax : (852)-24508032
Email : mcl@fugro.com.hk

Report No.: 0394/13/ED/0192B

Thunderstorm Warning Record in the Reporting Period

Start Time | Date		End Time | Date		Duration
hh mm	dd/mon/yyyy	hh mm	dd/mon/yyyy	hh mm
0:30	1-Oct-14	4:00	1-Oct-14	03 30
0:15	2-Oct-14	2:15	2-Oct-14	02 00
16:15	2-Oct-14	17:35	2-Oct-14	01 20
6:50	3-Oct-14	8:30	3-Oct-14	01 40
11:20	3-Oct-14	16:00	3-Oct-14	04 40
18:35	3-Oct-14	22:45	3-Oct-14	04 10
23:30	3-Oct-14	10:30	4-Oct-14	11 00

Source: Hong Kong Observatory

Rainstorm Warning Signals in the Reporting Period

Color	Start Time | Date		End Time | Date		Duration
	hh mm	dd/mon/yyyy	hh mm	dd/mon/yyyy	hh mm
Amber	1:55	1-Oct-14	3:30	1-Oct-14	01 35
Amber	20:05	3-Oct-14	21:45	3-Oct-14	01 40

Source: Hong Kong Observatory

The copyright of this document is owned by MateriaLab Consultants Ltd. It may not be reproduced except with prior written approval from the Company.