



CONTRACT NO: HK/2011/07

WANCHAI DEVELOPMENT PHASE II AND CENTRAL
WANCHAI BYPASS
SAMPLING, FIELD MEASUREMENT AND TESTING WORK
(STAGE 2)

ENVIRONMENTAL PERMIT NO. EP-364/2009/B,
FURTHER ENVIRONMENTAL PERMIT NOS. FEP-01/364/2009,
FEP-02/364/2009, FEP-05/364/2009/A, FEP-06/364/2009/A, FEP-
07/364/2009/A, FEP-08/364/2009/A, FEP-09/364/2009/B AND
FEP-10/364/2009/B

MONTHLY ENVIRONMENTAL MONITORING & AUDIT REPORT

- OCTOBER 2013 -

CLIENTS:

Civil Engineering and Development
Department

and

Highways Department

PREPARED BY:

Lam Geotechnics Limited

11/F Centre Point
181-185 Gloucester Road,
Wanchai, H.K.

Telephone: (852) 2882-3939
Facsimile: (852) 2882-3331
E-mail: info@lamenviro.com
Website: <http://www.lamenviro.com>

CERTIFIED BY:

Raymond Dai
Environmental Team Leader

DATE:

11 November 2013

Ref.: AACWBIECEM00_0_4561L.13

11 November 2013

By Post and Fax (2691 2649)

AECOM Asia Company Limited
11/F, Tower 2
Grand Central Plaza
138 Shatin Rural Committee Road
Shatin, New Territories
Hong Kong

Attention: Mr. Conrad Ng

Dear Sir,

**Re: Wan Chai Development Phase II and Central-Wan Chai Bypass
Monthly Environmental Monitoring and Audit Report (October 2013) for EP-364/2009/B,
FEP-01/364/2009, FEP-02/364/2009, FEP-05/364/2009/A, FEP-06/364/2009/A,
FEP-07/364/2009/A, FEP-08/364/2009/A, FEP-09/364/2009/B & FEP-10/364/2009/B**

Reference is made to the Environmental Team's submission of the captioned Monthly Environmental Monitoring and Audit (EM&A) Report for October 2013 received by email on 11 November 2013.

Please be informed that we have no adverse comment on the captioned submission. We write to verify the captioned submission in accordance with Condition 3.4 in the captioned Environmental Permits.

Thank you very much for your kind attention and please do not hesitate to contact the undersigned should you have any queries.

Yours sincerely,



David Yeung
Independent Environmental Checker

c.c.	HyD	Mr. Jones Lai	by fax: 2714 5289
	CEDD	Mr. Robert Tsoi	by fax: 2577 5040
	AECOM	Mr. Francis Leong / Mr. Stephen Lai	by fax: 2691 2649
	Lam	Mr. Raymond Dai	by fax: 2882 3331

Q:\Projects\AACWBIECEM00\Corr\AACWBIECEM00_0_4561L.13.doc



TABLE OF CONTENTS

EXECUTIVE SUMMARY 4

1. INTRODUCTION 10

1.1 Scope of the Report 11

1.2 Structure of the Report..... 11

2. PROJECT BACKGROUND 13

2.1 Background 13

2.2 Scope of the Project and Site Description 13

2.3 Division of the Project Responsibility 14

2.4 Project Organization and Contact Personnel..... 15

3. STATUS OF REGULATORY COMPLIANCE..... 21

3.1 Status of Environmental Licensing and Permitting under the Project..... 23

4. MONITORING REQUIREMENTS 38

4.1 Noise Monitoring 40

4.2 Air Monitoring 42

5. MONITORING RESULTS..... 44

5.1 Noise Monitoring Results 44

5.2 Real Time Noise Monitoring Results..... 47

5.3 Air Monitoring Results 48

5.4 Waste Monitoring Results 51

6. COMPLIANCE AUDIT..... 56

6.1 Noise Monitoring 56

6.2 Real Time Noise Monitoring..... 56

6.3 Air Monitoring 57

6.4 Review of the Reasons for and the Implications of Non-compliance..... 57

6.5 Summary of action taken in the event of and follow-up on non-compliance 58

7. CUMULATIVE CONSTRUCTION IMPACT DUE TO THE CONCURRENT PROJECTS 58

8. ENVIRONMENTAL SITE AUDIT 60

9. COMPLAINTS, NOTIFICATION OF SUMMONS AND PROSECUTION 47

10. CONCLUSION 65

LIST OF TABLES

Table 2.1	Schedule 2 Designated Projects under this Project
Table 2.2	Details of Individual Contracts under the Project
Table 2.3	Contact Details of Key Personnel
Table 3.1	Summary of the current status on licences and/or permits on environmental protection pertinent to the Project
Table 3.4	Cumulative Summary of Valid Licences and Permits under Contract no. HK/2009/01
Table 3.5	Summary of submission status under FEP-02/364/2009
Table 3.6	Cumulative Summary of Valid Licences and Permits under Contract no. HK/2009/02
Table 3.7	Summary of submission status under FEP-01/364/2009
Table 3.8	Cumulative Summary of Valid Licences and Permits under Contract no. HY/2009/18
Table 3.9	Summary of submission status under FEP-05/364/2009/A
Table 3.10	Cumulative Summary of Valid Licences and Permits under Contract no. HY/2009/15
Table 3.11	Summary of submission status under FEP-06/364/2009/A
Table 3.12	Cumulative Summary of Valid License and Permits under Contract no. HY/2009/19
Table 3.13	Summary of submission status under FEP-07/364/2009/A
Table 3.14	Cumulative Summary of Valid Licences and Permits under Contract no. HK/2010/06
Table 3.15	Summary of submission status under FEP-08/364/2009/B
Table 3.16	Cumulative Summary of Valid License and Permits under Contract no. HK/2012/08
Table 3.17	Summary of submission status under FEP-09/364/2009/B
Table 3.18	Cumulative Summary of Valid License and Permits under Contract no. HY/2010/08
Table 3.19	Summary of submission status under FEP-10/364/2009/B
Table 4.1	Noise Monitoring Stations
Table 4.2	Real Time Noise Monitoring Stations
Table 4.3	Air Monitoring Stations
Table 5.1	Noise Monitoring Stations for Contract no. HY/2009/18
Table 5.2	Noise Monitoring Station for Contract no HK/2009/01 and HK/2009/02
Table 5.3	Noise Monitoring Stations for Contract no. HY/2009/15
Table 5.4	Noise Monitoring Stations for Contract no. HY/2009/19
Table 5.5	Noise Monitoring Stations for Contract no. HY/2010/08
Table 5.7	Real Time Noise Monitoring Stations for Contract no. HY/2009/19
Table 5.9	Air Monitoring Stations for Contract no. HY/2009/18
Table 5.10	Air Monitoring Station for Contract no. HK/2009/01
Table 5.11	Air Monitoring Station for Contract no. HK/2009/02
Table 5.12	Air Monitoring Station for Contract no. HY/2009/15
Table 5.13	Air Monitoring Stations for Contract no. HY/2009/19
Table 5.15	Details of Waste Disposal for Contract no. HK/2009/01
Table 5.16	Details of Waste Disposal for Contract no. HK/2009/02
Table 5.17	Details of Waste Disposal for Contract no. HY/2009/18
Table 5.18	Details of Waste Disposal for Contract no. HY/2009/15
Table 5.19	Details of Waste Disposal for Contract no. HY/2009/19
Table 5.20	Details of Waste Disposal for Contract no. HK/2010/06
Table 5.21	Details of Waste Disposal for Contract no. HK/2012/08
Table 5.22	Details of Waste Disposal for Contract no. HY/2010/08
Table 8.1	Summary of Environmental Inspections for Contract no. HY/2009/15
Table 8.3	Summary of Environmental Inspections for Contract no. HK/2009/19
Table 8.4	Summary of Environmental Inspections for Contract no. HK/2009/01
Table 8.5	Summary of Environmental Inspections for Contract no. HK/2009/02
Table 8.6	Summary of Environmental Inspections for Contract no. HK/2012/08
Table 8.7	Summary of Environmental Inspections for Contract no. HY/2010/08
Table 9.1	Cumulative Statistics on Complaints



Table 9.2 *Cumulative Statistics on Successful Prosecutions*
Table 10.1 *Summary of Key Construction Activities of Individual Contract(s) to be commenced in Coming Reporting Month*

LIST OF FIGURES

Figure 2.1 Project Layout
Figure 2.2 Project Organization Chart
Figure 4.1 Locations of Environmental Monitoring Stations

LIST OF APPENDICES

Appendix 3.1 Environmental Mitigation Implementation Schedule
Appendix 4.1 Action and Limit Level
Appendix 4.2 Copies of Calibration Certificates
Appendix 5.1 Monitoring Schedule for Reporting Month and Coming month
Appendix 5.2 Noise Monitoring Results and Graphical Presentations
Appendix 5.3 Air Quality Monitoring Results and Graphical Presentations
Appendix 5.4 Real-time Noise Monitoring Results and Graphical Presentations
Appendix 6.1 Event Action Plans
Appendix 6.2 Notification of Exceedance
Appendix 9.1 Complaint Log
Appendix 10.1 Construction Programme of Individual Contracts

EXECUTIVE SUMMARY

- i. This is the Environmental Monitoring and Audit (EM&A) Monthly Report – **October 2013** specific for Environmental Permit no. EP-364/2009/B, Further Environmental Permit nos. FEP-01/364/2009, FEP-02-364/2009, FEP-05/364/2009/A, FEP-06/364/2009/A FEP-07/364/2009/A, FEP-08/364/2009/A and FEP-09/364/2009/B. The EM&A report is prepared by the Environmental Team (ET) employed under Contract No. HK/2011/07 – Wan Chai Development Phase II and Central Wanchai Bypass – Sampling, Field Measurement and Testing Works (Stage 2). This report presents the environmental monitoring findings and information recorded during the period of **October 2013**. The cut-off date of reporting is at 27th of each reporting month.
- ii. In the reporting month, the principal work activities of individual contracts are included as follows:

Contract no. HY/2009/18 - Central - Wan Chai Bypass (CWB) - Central Interchange under FEP-05/364/2009/A

- Excavation of trial pit
- Transplanting of trees
- Drainage works
- Tunnel works including scaffolding erection, excavation, OHVD installation, roadside barriers, top and base slab construction
- Trough structure construction and associated drilling and grouting
- Road works
- Bridges construction

Contract no. HK/2009/01 - Wan Chai Development Phase II - Central - Wan Chai Bypass at Hong Kong Convention and Exhibition Centre - Tunnel Works under FEP-02/364/2009

- Installation of pre-bored H-pile in CWB Stage 2 Atrium Link (from CH120 to CH220). 59 nos. pre-bored H-piles had been excavated. 45 nos. pre-bored H-piles were grouted
- Construction of the Common D-wall.
- Filling of the existing open water channel from CH100 to CH206
- Demolition of the Promenade Deck.
- Installation of sheet pile for demolition of P5 Pump house.
- ELS work at bottom-up area.
- Fabrication of steel strutting members.
- Installation of ELS was completed (322m).

Contract no. HK/2009/02 - Wan Chai Development Phase II - Central - Wan Chai Bypass at Wan Chai East (CWB Tunnel) under FEP-01/364/2009

- (59 out of 64 Nos.) struts installation for S4 ELS removal
- Concreting of D-Wall Panel BH2, BH6, P88, P94, P95 and P101
- (18 out of 39 panels) of D-wall had been concreted for Tunnel Portion 2.
- Steel cage installation for Panel BH7.

- Excavation for Panel P102.
- Pre drilling for D-wall at Portion 9 of the Site
- Pre drilling for proposed bored piles

Contract no. HY/2009/15 - Central-Wanchai Bypass – Tunnel (Causeway Bay Typhoon Shelter Section) under FEP-06/364/2009/A

- ELS works, water proofing and tunnel construction at TS4
- Cut and cover tunnel construction at TPCWAE
- Excavation and installation of steel ribs for mined tunnel
- ELS works at TS2

Contract no. HY/2009/19 - Central - Wanchai Bypass Tunnel (North Point Section) and Island Eastern Corridor Link under FEP-07/364/2009/A

- Road works at Watson Road
- Bored piling (Land)
- D-wall and Barrette Construction
- Removal of strut at ELS will commence
- Construction works for Box Culvert T1
- Construction of Pile cap (Land)
- Removal of marine platform
- Construction of pile cap, pier & cross head (Marine)
- ELS and Cut & Cover Tunnel
- Installation of dewatering well
- Laying of 1500 ϕ pipe
- Launching of segments
- Extraction of temporary pile from marine section
- Construction of bridge truss TA1
- Demolition of parapet at IEC link
- Construction of King Post at ELS

Contract no. HK/2010/06 - Wan Chai Development Phase II - Central - Wan Chai Bypass over MTR Tsuen Wan Line under FEP-08/364/2009/A

- Stitching Works
- Grouting Works

Contract no. HK/2012/08 – Wan Chai Development Phase II – Central- Wan Chai Bypass at Wan Chai West under FEP-09/364/2009B

- Site preparation works
- Site survey

Contract no. HY/2010/08 –Central - Wan Chai Bypass (CWB) –Tunnel (Slip Road 8) under FEP-10/364/2009B

- Tree pruning works
- Tree removal works,
- Tree transplanting works,

- Tree works within off-site nursery compound,
- Instrumentation installation works,
- Ground investigation works,
- Sheet piling and
- Erection of site hoarding.

Noise Monitoring

- iii. Noise monitoring during daytime was conducted at M1a - Harbour Road Sports Center; M2b - Noon-day gun area; M3a - Tung Lo Wan Fire Station; M4b - Victoria Center; M5b - City Garden, M6 - HK Baptist Church Henrietta Secondary School, M7e and M7w – International Finance Centre Eastern and Western End of Podium, and M8 - City Hall on a weekly basis.
- iv. One action level exceedances regarding noise complaint concerning location between Central Pier and IFC was received by ET on 10 October 2013. After investigation, no non-compliance was identified.
- v. One action level exceedance regarding noise complaint concerning location between International Finance Centre and Central Pier area was received by ET on 10 October 2013. After investigation, no non-compliance was identified.
- vi. No action and 2 limit level exceedances at M6 – HK Baptist Church Henrietta Secondary School were recorded on 3 and 16 October 2013 in this reporting month. The exceedances were concluded as non-project related.
- vii. 24-hour real time noise monitoring was conducted at RTN1 - FEHD Hong Kong Transport Section Whitfield Depot for construction activities at IEC bridge deck. No project related exceedance was recorded in the reporting month.
- viii. 24-hour real time noise monitoring was conducted at RTN2a – Hong Kong Electric Centre. No project related exceedance was recorded in the reporting month.
- ix. 24-hour real time noise monitoring was conducted at RTN3 – Yu Lee Mo Fan Memorial School. No limit level exceedance was recorded in the reporting month.
- x. 24-hour real time noise monitoring was conducted at RTN4 – Causeway Bay Community Centre. No limit level exceedance was recorded in the reporting month.
- xi. Liaison was conducted with HK Baptist Church Henrietta Secondary School and Po Leung Kuk Yu Lee Mo Fan Memorial School regarding the set up of RTN3 real time noise monitoring station. Po Leung Kuk Yu Lee Mo Fan Memorial School grant permission for set up on 4 Sep 2012 and station set up was performed on 14 Sep 2012.
- xii. Real time noise monitoring station at Oil Street Community Liaison Centre (RTN2- Oil Street Community Centre) was relocated from Oil Street Community Liaison Centre to Hong Kong Electric (RTN2a- Electric Centre) on 5 Oct 2012 which is a representative of the noise sensitive receiver City Garden. The baseline noise level of RTN2a will adopt the results derived from the baseline noise monitoring conducted in Electric Centre from 4 December 2009 to 17 December 2009.
- xiii. Real-time noise baseline capturing was conducted from 21 Sep 2012 to 04 Oct 2012 at RTN3-Po Leung Kuk Yu Lee Mo Fan Memorial School.
- xiv. Real-time Noise Monitoring at RTN3- Po Leung Kuk Yu Lee Mo Fan Memorial School was commenced since 06 Oct 2012.

- xv. Causeway Bay Community Centre has granted permission for set up of real time noise monitoring station on 21 Dec 2012 and station set up was performed on 27 Dec 2012. The Baseline noise level of RTN4- Causeway Bay Community Centre will adopt the results from the baseline noise monitoring report for EP/364/2009 in 22 April 2010 in which approved by EPD.
- xvi. According to clause 3.1 stated in EP-364/2009B, "the real-time monitoring system shall be in place no later than two weeks before the commencement date of demolition works of the existing Island Eastern Corridor". IEC demolition associated construction works was commenced on 3 Feb 2013 and Real time noise monitoring at RTN4-Causeway Bay Community Centre was commenced on 13 Jan 2013.
- xvii. Real-time noise monitoring station RTN1-FEHD Whitfield Depot was finely adjusted from 2/F to roof-top at FEHD Whitfield Depot on 24 June 2013 with respect to the commencement of advance works for IEC parapet demolition.

Air Monitoring

- xviii. Due to extension of site boundary by contractor of HY/2009/19, location of air monitoring station CMA1b – Oil Street Community Liaison Centre has been finely adjusted on 21 April 2012.
- xix. The location ID of air monitoring station CMA1b was updated as Oil Street Site Office in April 2013.
- xx. Due to electricity interruption, the 24hr TSP monitoring at CMA3a was rescheduled from 16 October 2013 to 17 October 2013.
- xxi. 1-hour and 24-hour Total Suspended Particulates (TSP) monitoring were conducted at CMA1b – Oil Street Site Office; CMA2a - Causeway Bay Community Center; CMA3a - CWB PRE Site Office Area; CMA4a – Society for the Prevention of Cruelty to Animals; CMA5a - Children Garden opposite to Pedestrian Plaza; MA1e and MA1w – International Finance Centre eastern and western wing on every six days basis.

Complaints, Notifications of Summons and Successful Prosecutions

- xxii. One environmental complaint under FEP-05/364/2009/B was received in the reporting period. A public complaint regarding air and noise impact referred by RSS was received by ET on 10 October 2013 (ICC Case Ref.: 1-467000768 dated 03 October 2013). The complainant reported that Noise and air quality impact was experienced at the area located between IFC and Central Pier during peak hours. ET confirmed with the Resident Site Staff that major construction activities at the concerned location conducted over the past three months include formwork, rebar and concreting; backfilling; water-proofing and scaffolding erection. Mitigation measures implemented by the Contractor for the above construction works include select quiet plant and work methods; check plant and equipment for condition; for use of powered mechanical equipment during restricted hours; Obtain necessary Construction Noise Permit and strictly comply with their conditions; frequently spray water to major haul road and stockpiles to suppress dust generation; and covering of stockpiles with impervious sheets.

The construction activities including backfilling, concreting and other associated tunnel works were undertaken in the past three months. Having reviewing the monitoring data of the monitoring stations in the vicinity of the concerned location raised by the complainant, namely monitoring station M7e and M7w (Noise Monitoring Station) and MA1e and MA1w (Air Monitoring Station), no action or limit level exceedance was recorded.

In addition, mitigations measures including water spraying and erection of noise barrier were observed during weekly site inspection in August and September 2013 and reminders on dust mitigations measures given during weekly site inspection to the contractor were rectified. As such, the construction activities under Contract HY/2009/18 were considered in compliance with the statutory requirement and no cumulative air/ noise quality impact was observed in the past three months.

Elevated noise level at monitoring station M7e (International Finance Centre East Podium) was noted on 24 September 2013. The Contractor is recommended to review the current measures and to implement additional noise mitigation measures to further avoid potential impact to nearby public area during construction works.

Site Inspections and Audit

- xxiii. The Environmental Team (ET) conducted weekly site inspections for Contract no. HY/2009/15, HY/2009/18, HY/2009/19, HY/2010/08, HK/2009/01, HK/2009/02, HK/2012/08 and HK/2010/06 in this reporting period. Construction of bored pile E3B under HY/2009/17 was confirmed completed and the respective work area under FEP was inspected under HY/2009/19 from 19 Dec 2012 onwards. The Contractors rectified major observations and recommendations made during the audit sessions. No non-conformance was identified during the site inspections.

Future Key Issues

xxiv. In the coming reporting month, the principal work activities of individual contracts are anticipated as follows:

Contract no. HY/2009/18 – Central – Wan Chai Bypass (CWB) – Central Interchange under FEP-05/364/2009/A

- Excavation of trial pit
- Drainage works
- Tunnel works including scaffolding erection, excavation, OHVD installation, roadside barriers, top and base slab construction, extract sheet pile, waterproofing and backfill
- Trough structure construction and associated drilling and grouting
- Road works
- Bridges construction

Contract no. HK/2009/01 – Wan Chai Development Phase II – Central – Wan Chai Bypass at Hong Kong Convention and Exhibition Centre – Tunnel Works under FEP-02/364/2009

- Installation of pre-bored H-pile in CWB Stage 2 Atrium Link.
- Construction of the south Common D-wall.
- Advance works for demolition of the HKCEC Pump home.
- ELS for Stage 1 CWB.

Contract no. HK/2009/02 – Wan Chai Development Phase II – Central – Wan Chai Bypass at Wan Chai East (CWB Tunnel) under FEP-01/364/2009

- Removal of Strut S4
- False work erection for OHVD base slab construction at Tunnel Portion 1.
- Upper wall construction for Southern Side Wall Bay 4-Bay 7
- D-Wall construction (Stage 1) at Tunnel Portion 2.
- Plant setup for D-Wall construction at Portion 9 of the Site. (Done by HK/2009/01 contractor)
- D-Wall construction at Tunnel Portion 6.

Contract no. HY/2009/15 – Central-Wanchai Bypass – Tunnel (Causeway Bay Typhoon Shelter Section) under FEP-06/364/2009/A

- ELS works, water proofing and tunnel construction at TS4
- Cut and cover tunnel construction at TPCWAE
- Excavation, installation of steel ribs and tunnel lining construction for mined tunnel
- ELS works at TS2

Contract no. HY/2009/19 – Central – Wanchai Bypass Tunnel (North Point Section) and Island Eastern Corridor Link under FEP-07/364/2009/A

- Road works at Watson Road
- Bored piling (Land)
- D-wall and Barrette Construction
- Removal of strut at ELS
- Construction works for Box Culvert T1

- Construction of Pile cap (Land)
- Removal of marine platform
- Construction of pile cap, pier & cross head (Marine)
- ELS and Cut & Cover Tunnel
- Installation of dewatering well
- Laying of 1500 ϕ pipe
- Launching of segments
- Extraction of temporary pile from marine section
- Construction of bridge truss TA1
- Demolition of parapet at IEC link
- Construction of King Post at ELS
- Construction of King Post at ELS will commence

Contract no. HK/2010/06 - Wan Chai Development Phase II - Central - Wan Chai Bypass over MTR Tsuen Wan Line under FEP-08/364/2009/A

- Stitching Works
- Grouting Works
- Filling works

Contract no. HK/2012/08 – Wan Chai Development Phase II – Central- Wan Chai Bypass at Wan Chai West under FEP-09/364/2009/B

- Site preparation works
- Site survey

Contract no. HY/2010/08 –Central - Wan Chai Bypass (CWB) –Tunnel (Slip Road 8) under FEP-10/364/2009B

- Tree Pruning works
- Tree removal works,
- Tree transplanting works,
- Tree works within off-site nursery compound,
- Instrumentation works,
- Ground investigation works
- Sheet piling and
- Erection of site hoarding.

1 INTRODUCTION

1.1 Scope of the Report

1.1.1. Lam Geotechnics Limited (LGL) has been appointed to work as the Environmental Team (ET) under Environmental Permit no. EP-364/2009/B and Further Environmental permit nos. FEP-01/364/2009, FEP-02/364/2009, FEP-05/364/2009/A, FEP-06/364/2009/A, FEP-07/364/2009/A, FEP-08/364/2009/A and FEP-09/364/2009/B to implement the Environmental Monitoring and Audit (EM&A) programme as stipulated in the EM&A Manual of the approved Environmental Impact Assessment (EIA) Report for Wan Chai Development phase II and Central-Wan Chai Bypass (Register No.: AEIAR-125/2008) and in the EM&A Manual of the approved EIA Report for Central-Wan Chai Bypass and Island Eastern Corridor Link (Register No. AEIAR-014/2001).

1.1.2. This report presents the environmental monitoring and auditing work carried out in accordance to the Section 10.3 of EM&A Manual and “*Environmental Monitoring and Audit Requirements*” under Particular Specification Section 27.

1.1.3. This report documents the finding of EM&A works for Environmental Permit (EP) no. EP-364/2009/B, Further Environmental Permit (FEP) nos. FEP-01-364/2009, FEP-02/364/2009, FEP-05/364/2009/A, FEP-06/364/2009/A, FEP-07/364/2009/A, FEP-08/364/2009/A and FEP-09/364/2009B during the period [September to October 2013](#). The cut-off date of reporting is at 27th of each reporting month

1.2 Structure of the Report

Section 1 ***Introduction*** – details the scope and structure of the report.

Section 2 ***Project Background*** – summarizes background and scope of the project, site description, project organization and contact details of key personnel during the reporting period.

Section 3 ***Status of Regulatory Compliance*** – summarizes the status of valid Environmental Permits / Licenses during the reporting period.

Section 4 ***Monitoring Requirements*** – summarizes all monitoring parameters, monitoring methodology and equipment, monitoring locations, monitoring frequency, criteria and respective event and action plan and monitoring programmes.

Section 5 ***Monitoring Results*** – summarizes the monitoring results obtained in the reporting period.

Section 6 ***Compliance Audit*** – summarizes the auditing of monitoring results, all exceedances environmental parameters.

-
- Section 7** ***Cumulative Construction Impact due to the Concurrent Projects*** – summarizes the relevant cumulative construction impact due to the concurrent activities of the concurrent Projects.
- Section 8** ***Site Inspection*** – summarizes the findings of weekly site inspections undertaken within the reporting period, with a review of any relevant follow-up actions within the reporting period.
- Section 9** ***Complaints, Notification of summons and Prosecution*** – summarizes the cumulative statistics on complaints, notification of summons and prosecution
- Section 10** ***Conclusion***

2 PROJECT BACKGROUND

2.1 Background

2.1.1. “Wan Chai Development phase II and Central-Wan Chai Bypass” and “Central-Wan Chai Bypass and Island Eastern Corridor Link” (hereafter called “the Project”) are Designated Project (DP) under the Environmental Impact Assessment Ordinance (Cap. 499) (EIAO). The Environmental Impact Assessment (EIA) Reports for Central-Wan Chai Bypass and Island Eastern Corridor Link (Register No. AEIAR-041/2001) and Wan Chai Development phase II and Central-Wan Chai Bypass (Register No.: AEIAR-125/2008) have been approved on 31 August 2001 and 11 December 2008 respectively.

2.1.2. The key purpose of Wan Chai Development Phase II (WDII) is to provide land at Wan Chai North and North Point for construction of the Central-Wan Chai Bypass and Island Eastern Corridor Link (CWB). Land formed under the project will be developed as a world-class waterfront promenade joining that at the new Central waterfront for public enjoyment.

2.1.3. There is a compelling and present need for the CWB to provide relief to the very congested east-west Connaught Road Central/Harcourt Road / Gloucester Road Corridor (the Corridor) which is currently operating beyond its capacity. The CWB will provide relief to the existing congestion along the Corridor and cater for the anticipated growth of traffic on Hong Kong Island. Without the CWB and its access roads, there will not be sufficient capacity to serve the heavy traffic demands at both strategic and local levels.

2.2 Scope of the Project and Site Description

2.2.1. Design and Construction of Central – Wan Chai Bypass and Island Eastern Corridor Link under the Project involves the construction and operation of a trunk road and its road tunnel more than 800m in length between portals that is shown at Figure 2.1.

2.2.2. The study area encompasses existing developments from Central to North Point. The scope of the Central-Wanchai Bypass (CWB) and Island Eastern Corridor Link (IECL) includes:

- A dual three-lane trunk road, approximately 4.5 km in length, and tunnel approximately 3.7 km in length defined from the connection with the existing Rumsey Street Flyover in Central, through to a connection with the existing Island Eastern Corridor to the east of the Causeway Bay Typhoon Shelter (CBTS);
- The Central Interchange near the Rumsey Street Flyover to provide road connections to the Central area;
- Tunnel control buildings and ventilation buildings;
- Slip roads to connect the CWB to the local road system in the Wan Chai North and Causeway Bay area;
- Associated road lighting, road signing, traffic control and surveillance system; and
- Other associated works.

2.2.3. The project also contains various Schedule 2 DPs that, under the EIAO, require Environmental Permits (EPs) to be granted by the DEP before they may be either constructed or operated. **Table 2.1** summarises the five individual DPs under this Project. **Figure 2.1** shows the locations of these Schedule 2 DPs.

Table 2.1 Schedule 2 Designated Projects under this Project

Item	Designated Project	EIAO Reference	Reason for inclusion
DP1	Central-Wanchai Bypass (CWB) including its road tunnel and slip roads	Schedule 2, Part I, A.1 and A.7	Trunk road and road tunnel more than 800 m in length
DP2	Road P2 and other roads which are classified as primary/district distributor roads	Schedule 2, Part I, A.1	Primary / district distributor roads
DP3	Reclamation works including associated dredging works	Schedule 2, Part I, C.1 and C.12	Reclamation more than 5 ha in size and a dredging operation less than 100 m from a seawater intake point
DP5	Wan Chai East Sewage Outfall	Schedule 2, Part I, F.5 and F.6	Submarine sewage pipelines with a total diameter more than 1,200 mm and include a submarine sewage outfall
DP6	Dredging for the Cross-harbour Water Mains from Wan Chai to Tsim Sha Tsui	Schedule 2, Part I, C.12	A dredging operation less than 100 m from a seawater intake point

2.3 Division of the Project Responsibility

2.3.1. Due to the multi-contract nature of the Project, there are a number of contracts sub-dividing the whole works area into different work areas to be commenced. Contractors of individual contracts will be required by the EP holder to apply Further Environmental Permits such that the impact monitoring stations are sub-divided accordingly to facilitate the implementation of EM&A programme and to streamline the EM&A reporting for individual FEP holders correspondingly.

2.3.2. The details of individual contracts are summarized in **Table 2.2**.

Table 2.2 Details of Individual Contracts under the Project

Contract No.	Contract Title	Associated DP(s)	Construction Commencement Date
HY/2009/17	Central – Wan Chai Bypass (CWB) at FEHD Whitfield Depot – Advanced piling works.	DP1	5 October 2010
HY/2009/18	Central – Wan Chai Bypass (CWB) – Central Interchange	DP1	21 April 2011
04/HY/2006	Reconstruction of Bus Terminus near Man Yiu Street and Man Kwong Street	DP1	September 2010 (Completed)
HK/2009/01	Wan Chai Development Phase II – Central – Wan Chai Bypass at Hong Kong Convention and Exhibition Centre – Tunnel Works	DP1, DP2	25 August 2011

Contract No.	Contract Title	Associated DP(s)	Construction Commencement Date
HK/2009/02	Wan Chai Development Phase II – Central – Wan Chai Bypass at Wan Chai East(CWB Tunnel)	DP1	26 April 2011
HY/2009/15	Central-Wanchai Bypass – Tunnel (Causeway Bay Typhoon Shelter Section)	DP1,DP3	13 July 2011
HY/2009/19	Central – Wanchai Bypass Tunnel (North Point Section) and Island Eastern Corridor Link	DP1	24 March 2011
HK/2010/06	Wan Chai Development Phase II- Central-Wan Chai Bypass over MTR Tsuen Wan Line	DP3	22 March 2011
HK/2012/08	Wan Chai Development Phase II- Central-Wan Chai Bypass at Wan Chai West	DP1,DP2, DP3	DP works under EP-364 to be commenced tentatively in late 2013.
HY/2010/08	Central- Wanchai Bypass Tunnel – Tunnel (Slip Road 8)	DP1, DP2, DP3	21 March 2013

2.4 Project Organization and Contact Personnel

2.4.1. Civil Engineering and Development Department and Highways Department are the overall project controllers for the Wan Chai Development Phase II and Central-Wan Chai Bypass respectively. For the construction phase of the Project, Project Engineer, Contractor(s), Environmental Team and Independent Environmental Checker are appointed to manage and control environmental issues.

2.4.2. The proposed project organization and lines of communication with respect to environmental protection works are shown in Figure 2.2. Key personnel and contact particulars are summarized in **Table 2.3**:

Table 2.3 Contact Details of Key Personnel

Party	Role	Post	Name	Contact No.	Contact Fax
AECOM	Engineer's Representative for WDII	Principal Resident Engineer	Mr. Frankie Fan	2587 1778	2587 1877
	Engineer's Representative for CWB	Principal Resident Engineer	Mr. Peter Poon	3922 3388	3912 3010
Lam Woo & CO., LTD.	Contractor under Contract no. HY/2009/17	General Manager	Mr. Thomas Tang	6111 5351	2566 7522
		Contractor's Representative	Mr. Chung Man Shek	2566 4866	
		Site Agent	Mr. Tong Au	9725 5874	
		Environmental Officer	Dr. Priscilla Choy	9161 7287	
		Environmental Supervisor	Mr. Tam Chun Pong	6461 3062	



Party	Role	Post	Name	Contact No.	Contact Fax
Chun Wo – Leader Joint Venture	Contractor under Contract no. HK/2009/01	Joint Venture Board Representative	Mr. PL Yue	2162 9909	2634 1626
		Construction Manager	Mr. Terry Wong	9757 9846	
		Deputy Site Agent	Mr. Andy Yu	9648 4896	
		Construction Manager	Mr. Wyman Wong	9627 2467	
		Construction Manager	Mr. Jack Chu	9775 2467	
		Environmental Officer (Compliance Manager)	Mr. Andy Mak	9103 2370	
		Environmental Supervisor	Mr. Kwong Weng Kit	6253 3356	
Chun Wo – CRGL Joint Venture	Contractor under Contract no. HK/2009/02	Site Agent	Mr. Chan Sing Cho	3658-3002	2827 9996
		Project Manager	Mr. David Lau	3658-3022	
		Quality & Environmental Manager (Environmental Officer)	Mr. C.P. Ho	3658-3000	
Chun Wo - CRGL - MBEC_Joint Venture	Contractor under Contract no. HY/2009/19	Project Manager	Mr. Rayland Lee	3758 8879	2570 8013
		Site Agent	Mr. Paul Yu	9456 9819	
		Environmental Manager / Environmental Officer	Mr. M.H. Isa	9884 0810	
		Environmental Engineer	Mr. Calvin Leung	9286 9208	
		Construction Manager (Marine)	Mr. William Luk	9610 1101	
		Construction Manager (Land)	Mr. Patrick Cheung	9643 3012	
		Construction Manager (Land)	Mr. Eric Fong	6191 9337	
		Operation Manager (Land)	Mr. Yung Kwok Wah	9834 1010	
Leighton Contractors (Asia) Limited	Contractor under Contract no. HY/2009/18	Site Agent	Mr. Desmond Sze	2214 7700	2140 6799
		Deputy Site Agent	Mr. Roger Wong	2214 7703	

Party	Role	Post	Name	Contact No.	Contact Fax
		Environmental Officer	Ms. Lighting Chan	2823 1161	
		Environmental Engineer	Mr. Donald Yip	2214 7721	
		Assistant Environmental Engineer	Mr. Penny Yiu	2214 7738	
		Environmental Supervisor	Mr. K. P. Lai	6461 4660	
		Environmental Supervisor	Mr. Ray Cheng	2214 7742	
		Environmental Supervisor	Mr. K. W. Lee	6461 4623	
		Environmental Supervisor	Mr. Dorothy Shing	2214 7705	
		Environmental Supervisor	Mr. C. Y. Au Yeung	6461 8631	
China State Construction Engineering (HK) Ltd.	Contractor under Contract no. HY/2009/15	Project Director	Mr. K C Cheung	2823 7813	2865 5229
		Site Manager	Mr. J.H. Chen	3557 6368	2566 2192
		Contractor's Representative	Mr. Andrew Wong	3557 6407	
		Head of construction	Mr. Roger Cheung	3557 6371	
		Environmental Officer	Mr. Samuel Tsui	3557 6215	
		Environmental Supervisor	Ms. Esther Choi	35576348	
Gammon - Leader JV	Contractor under Contract no. HK/2010/06	Project Manager	Mr. Paul Lui	9095 7922	2529 2880
		Site Agent	Mr. Eric Yip	2529 2068	
		Environmental Officer	Mr. Clement Pang	9481 6024	
		Environmental Supervisor	Mr. Jacky Cheung	9735 9200	
China State-Leader JV	Contractor under Contract no. HK/2012/08	Project Director	Mr. Andrew TSE	9137 1811	2877 1522
		Project Manager	Mr. Victor WU	9193 8871	
		Deputy Project Manager	Mr. George CHEUNG	9268 1918	
		Site Agent	Mr. Paul LUI	9095 7922	
		Environmental Officer	Mr. James MA	9130 9549	
		Environmental Supervisor	Mr. Ching Man, CHAN	6050 4919	
China State	Contractor under Contract no. HY/2010/08	Project Director	Cheung Kit Cheung	3557 6399	
		Project Manager	Chan Ying Lun	9812 0592	

Party	Role	Post	Name	Contact No.	Contact Fax
		Deputy Project Manager	Chris Leung	3467 4299	
		Site Agent	Dave Chan	3467 4277	
		Environmental Officer	C.M. Wong	3557 6464	
		Environmental Supervisor	Louis Lam Tsz Kwan	3557 6470	
ENVIRON Hong Kong Limited	Independent Environmental Checker (IEC)	Independent Environmental Checker (IEC)	Mr. David Yeung	3465 2888	3465 2899
Lam Geotechnics Limited	Environmental Team (ET)	Environmental Team Leader (ETL)	Mr. Raymond Dai	2882 3939	2882 3331

2.4.3. In this reporting month, the principal work activities of individual contracts are included as follows:

Contract no. HY/2009/18 - Central - Wan Chai Bypass (CWB) - Central Interchange under FEP-05/364/2009/A

- Excavation of trial pit
- Transplanting of trees
- Drainage works
- Tunnel works including scaffolding erection, excavation, OHVD installation, roadside barriers, top and base slab construction
- Trough structure construction and associated drilling and grouting
- Road works
- Bridges construction

Contract no. HK/2009/01 - Wan Chai Development Phase II - Central - Wan Chai Bypass at Hong Kong Convention and Exhibition Centre - Tunnel Works under FEP-02/364/2009

- Installation of pre-bored H-pile in CWB Stage 2 Atrium Link (from CH120 to CH220). 59 nos. pre-bored H-piles had been excavated. 45 nos. pre-bored H-piles were grouted
- Construction of the Common D-wall.
- Filling of the existing open water channel from CH100 to CH206
- Demolition of the Promenade Deck.
- Installation of sheet pile for demolition of P5 Pump house.
- ELS work at bottom-up area.
- Fabrication of steel strutting members.
- Installation of ELS was completed (322m).

Contract no. HK/2009/02 - Wan Chai Development Phase II - Central - Wan Chai Bypass at Wan Chai East (CWB Tunnel) under FEP-01/364/2009

- (59 out of 64 Nos.) struts installation for S4 ELS removal
- Concreting of D-Wall Panel BH2, BH6, P88, P94, P95 and P101
- (18 out of 39 panels) of D-wall had been concreted for Tunnel Portion 2.
- Steel cage installation for Panel BH7.
- Excavation for Panel P102.
- Pre drilling for D-wall at Portion 9 of the Site
- Pre drilling for proposed bored piles

Contract no. HY/2009/15 - Central-Wanchai Bypass – Tunnel (Causeway Bay Typhoon Shelter Section) under FEP-06/364/2009/A

- ELS works, water proofing and tunnel construction at TS4
- Cut and cover tunnel construction at TPCWAE
- Excavation and installation of steel ribs for mined tunnel
- ELS works at TS2

Contract no. HY/2009/19 - Central - Wanchai Bypass Tunnel (North Point Section) and Island Eastern Corridor Link under FEP-07/364/2009/A

- Road works at Watson Road
- Bored piling (Land)
- D-wall and Barrette Construction
- Removal of strut at ELS will commence
- Construction works for Box Culvert T1
- Construction of Pile cap (Land)
- Removal of marine platform
- Construction of pile cap, pier & cross head (Marine)
- ELS and Cut & Cover Tunnel
- Installation of dewatering well
- Laying of 1500 ϕ pipe
- Launching of segments
- Extraction of temporary pile from marine section
- Construction of bridge truss TA1
- Demolition of parapet at IEC link
- Construction of King Post at ELS

Contract no. HK/2010/06 - Wan Chai Development Phase II - Central - Wan Chai Bypass over MTR Tsuen Wan Line under FEP-08/364/2009/A

- Stitching Works
- Grouting Works

Contract no. HK/2012/08 – Wan Chai Development Phase II – Central- Wan Chai Bypass at Wan Chai West under FEP-09/364/2009B

- Site preparation works
- Site survey



Contract no. HY/2010/08 –Central - Wan Chai Bypass (CWB) –Tunnel (Slip Road 8) under FEP-10/364/2009B

- Tree pruning works
- Tree removal works,
- Tree transplanting works,
- Tree works within off-site nursery compound,
- Instrumentation installation works,
- Ground investigation works,
- Sheet piling and
- Erection of site hoarding.

2.4.4. In coming reporting month, the principal work activities of individual contracts are anticipated as follows:

Contract no. HY/2009/18 – Central – Wan Chai Bypass (CWB) – Central Interchange under FEP-05/364/2009/A

- Excavation of trial pit
- Drainage works
- Tunnel works including scaffolding erection, excavation, OHVD installation, roadside barriers, top and base slab construction, extract sheet pile, waterproofing and backfill
- Trough structure construction and associated drilling and grouting
- Road works
- Bridges construction

Contract no. HK/2009/01 – Wan Chai Development Phase II – Central – Wan Chai Bypass at Hong Kong Convention and Exhibition Centre – Tunnel Works under FEP-02/364/2009

- Installation of pre-bored H-pile in CWB Stage 2 Atrium Link.
- Construction of the south Common D-wall.
- Advance works for demolition of the HKCEC Pump home.
- ELS for Stage 1 CWB.

Contract no. HK/2009/02 – Wan Chai Development Phase II – Central – Wan Chai Bypass at Wan Chai East (CWB Tunnel) under FEP-01/364/2009

- Removal of Strut S4
- False work erection for OHVD base slab construction at Tunnel Portion 1.
- Upper wall construction for Southern Side Wall Bay 4-Bay 7
- D-Wall construction (Stage 1) at Tunnel Portion 2.
- Plant setup for D-Wall construction at Portion 9 of the Site. (Done by HK/2009/01 contractor)
- D-Wall construction at Tunnel Portion 6.

Contract no. HY/2009/15 – Central-Wanchai Bypass – Tunnel (Causeway Bay Typhoon Shelter Section) under FEP-06/364/2009/A

- ELS works, water proofing and tunnel construction at TS4
- Cut and cover tunnel construction at TPCWAE
- Excavation, installation of steel ribs and tunnel lining construction for mined tunnel
- ELS works at TS2

Contract no. HY/2009/19 – Central – Wanchai Bypass Tunnel (North Point Section) and Island Eastern Corridor Link under FEP-07/364/2009/A

- Road works at Watson Road
- Bored piling (Land)
- D-wall and Barrette Construction
- Removal of strut at ELS
- Construction works for Box Culvert T1

- Construction of Pile cap (Land)
- Removal of marine platform
- Construction of pile cap, pier & cross head (Marine)
- ELS and Cut & Cover Tunnel
- Installation of dewatering well
- Laying of 1500 ϕ pipe
- Launching of segments
- Extraction of temporary pile from marine section
- Construction of bridge truss TA1
- Demolition of parapet at IEC link
- Construction of King Post at ELS
- Construction of King Post at ELS will commence

Contract no. HK/2010/06 - Wan Chai Development Phase II - Central - Wan Chai Bypass over MTR Tsuen Wan Line under FEP-08/364/2009/A

- Stitching Works
- Grouting Works
- Filling works

Contract no. HK/2012/08 – Wan Chai Development Phase II – Central- Wan Chai Bypass at Wan Chai West under FEP-09/364/2009/B

- Site preparation works
- Site survey

Contract no. HY/2010/08 –Central - Wan Chai Bypass (CWB) –Tunnel (Slip Road 8) under FEP-10/364/2009B

- Tree Pruning works
- Tree removal works,
- Tree transplanting works,
- Tree works within off-site nursery compound,
- Instrumentation works,
- Ground investigation works
- Sheet piling and
- Erection of site hoarding.

3 STATUS OF REGULATORY COMPLIANCE

3.1 Status of Environmental Licensing and Permitting under the Project

3.1.1. A summary of the current status on licences and/or permits on environmental protection pertinent to the Project is shown in **Table 3.1**.

Table 3.1 Summary of the current status on licences and/or permits on environmental protection pertinent to the Project

Permits and/or Licences	Reference No.	Issued Date	Status
Environmental Permit	EP-356/2009	30 Jul 2009	Valid
Environmental Permit	EP-364/2009	17 Aug 2009	Superseded
Environmental Permit	EP-364/2009/A	4 Aug 2010	Superseded
Environmental Permit	EP-364/2009/B	20 Sep 2012	Valid
Environmental Permit	EP-376/2009	13 Nov 2010	Valid
Further Environmental Permit	FEP-01/356/2009	18 Feb 2010	Surrendered
Further Environmental Permit	FEP-02/356/2009	24 Mar 2010	Valid
Further Environmental Permit	FEP-03/356/2009	24 Mar 2010	Valid
Further Environmental Permit	FEP-04/356/2009	15 Nov 2010	Valid
Further Environmental Permit	FEP-05/356/2009	24 Mar 2011	Valid
Further Environmental Permit	FEP-06/356/2009	5 March 2013	Valid
Further Environmental Permit	FEP-07/356/2009	26 July 2013	Valid
Further Environmental Permit	FEP-01/364/2009	24 Mar 2010	Valid
Further Environmental Permit	FEP-02/364/2009	21 Apr 2010	Valid
Further Environmental Permit	FEP-03/364/2009	12 July 2010	Surrendered
Further Environmental Permit	FEP-04/364/2009/A	14 Oct 2010	Surrendered
Further Environmental Permit	FEP-05/364/2009/A	15 Nov 2010	Valid
Further Environmental Permit	FEP-06/364/2009/A	22 Nov 2010	Valid
Further Environmental Permit	FEP-07/364/2009/A	25 Feb 2011	Valid
Further Environmental Permit	FEP-08/364/2009/A	15 June 2012	Valid
Further Environmental Permit	FEP-09/364/2009/B	5 March 2013	Valid
Further Environmental Permit	FEP-10/364/2009/B	26 July 2013	Valid

- 3.1.2. Due to the multi-contract nature of the Project, the status of permits and/or licences under the individual contract(s) are presented as below:

Contract no. HY/2009/17 – Central – Wan Chai Bypass (CWB) at FEHD Whitfield Depot – Advanced piling works under FEP-03/364/2009

- 3.1.3. The construction works was completed and the FEP was surrendered by the Contractor on 25 April 2013.

Contract no. 04/HY/2006 – Reconstruction of Bus Terminus near Man Yiu Street and Man Kwong Street under FEP-04/364/2009/A

- 3.1.4. The construction works was completed, and the FEP was surrendered by the Contractor on 11 February 2011.

Contract no. HK/2009/01 – Wan Chai Development Phase II – Central – Wan Chai Bypass at Hong Kong Convention and Exhibition Centre – Tunnel Works under FEP-02/364/2009

3.1.5. Summary of the current status on licences and/or permits on environmental protection pertinent and submission under FEP-02/364/2009 for contract no. HK/2009/01 are shown in **Table 3.4** and **Table 3.5**

Table 3.4 Cumulative Summary of Valid Licences and Permits under Contract no. HK/2009/01

Permits and/or Licences	Reference No.	Issued Date	Valid Period/ Expiry Date	Status
Further Environmental Permit	FEP-02/356/2009	24 Mar 2010	N/A	Valid
	FEP-02/364/2009	21 Apr 2010	N/A	Valid
Notification of Works Under APCO	313088	06 Jan 2010	N/A	Valid
Construction Noise Permit (CNP) for non-piling equipment	GW-RE0274-13	26 Mar 2013	30 Mar 2013 to 29 Sept 2013	Expired
	GW-RE-0371-13	9 Apr 2013	13 Apr 2013 to 12 Oct 2013	Expired
	GW-RE-0372-13	12 Apr 2013	15 Apr 2013 to 7 Oct 2013	Expired
	GW-RS0368-13	12 Apr 2013	15 Apr 2013 to 7 Oct 2013	Expired
	GW-RS0797-13	16 Jul 2013	18 Jul 2013 to 15 Jan 2014	Cancelled
	GW-RS0773-13	16 Jul 2013	20 July 2013 to 19 Jan 2014	Cancelled
	GW-RS0807-13	24 Jul 2013	25 Jul 2013 to 21 Jan 2014	Valid
	GW-RS0470-13	29 Apr 2013	9 May 2013 to 24 Oct 2013	Cancelled
	GW-RS0501-13	9 May 2013	11 May 2013 to 8 Nov 2013	Valid
	GW-RS0510-13	14 May 2013	15 May 2013 to 13 Nov 2013	Valid
	GW-RS0579-13	29 May 2013	29 May 2013 to 26 Nov 2013	Cancelled
	GW-RS0626-13	13 Jun 2013	15 Jun 2013 to 12 Dec 2013	Cancelled
	GW-RS0631-13	14 Jun 2013	14 Jun 2013 to 13 Dec 2013	Valid



Permits and/or Licences	Reference No.	Issued Date	Valid Period/ Expiry Date	Status
	GW-RS0651-13	21 Jun 2013	22 Jun 2013 to 20 Dec 2013	Valid
	GW-RS0856-13	7 Aug 2013	10 Aug 2013 to 1 Feb 2014	Valid
	GW-RS0883-13	12 Aug 2013	14 Aug 2013 to 13 Feb 2014	Valid
	GW-RS0937-13	23 Aug 2013	25 Aug 2013 to 22 Feb 2014	Valid
	GW-RE0930-13	20 Aug 2013	3 Sep 2013 to 12 Oct 2013	Expired
	GW-RS1063-13	24 Sep 2013	26 Sep 2013 to 23 Mar 2014	Valid
	GW-RE1034-13	27 Sep 2013	30 Sep 2013 to 29 Mar 2014	Valid
	GW-RS0626-13	13 Jun 2013	15 Jun 2013 to 12 Dec 2013	Valid
	GW-RS0807-13	24/Jul/2013	25 Jul/2013 to 21 Jan/2014	Valid
	GW-RS1094-13	7/Oct/2013	8 Oct/2013 – 7 Apr/2014	Valid
	GW-RS1114-13	11/Oct/2013	13 Oct/2013 – 12 Apr/2014	Valid
	GW-RS1153-13	21/Oct/2013	23 Oct/2013 – 20 Apr/2014	Valid
Discharge Licence	WT00009641-2011	24 Jul 2011	31 Jul 2016	Valid
	WT00006220-2010	18 Mar 2010	31 Mar 2015	Valid
Billing account under Waste Disposal Ordinance	7010069	21 Jan 2010	N/A	Valid
Registration as a Chemical Waste Producer	WPN5213-134-C3585-01	21 Jan 2010	N/A	Valid

Table 3.5 Summary of submission status under FEP-02/364/2009

EP Condition	Submission	Date of Submission
Condition 2.7 & 2.8	Works Schedule and Location Plan	18 May 2011
Condition 2.6	Environmental Management Organization Chart	18 May 2011
Condition 2.6	Commencement Date of Works	20 Jun 2011
Condition 2.9	Noise Management Plan	10 Jun 2011
Condition 2.11	Landscape Plan (Rev.1)	31 Oct 2013

Contract no. HK/2009/02 – Wan Chai Development Phase II – Central – Wan Chai Bypass at Wan Chai East (CWB Tunnel) under FEP-01/364/2009

3.1.6. Summary of the current status on licences and/or permits on environmental protection pertinent and submission under FEP-01/364/2009 for contract no. HK/2009/02 are shown in **Table 3.6** and **Table 3.7**.

Table 3.6 Cumulative Summary of Valid Licences and Permits under Contract no. HK/2009/02

Permits and/or Licences	Reference No.	Issued Date	Valid Period/ Expiry Date	Status
Further Environmental Permit	FEP-03/356/2009	24 Mar 2010	N/A	Valid
	FEP-01/364/2009	24 Mar 2010	N/A	Valid
Notification of Works Under APCO	313962	2 Feb 2010	N/A	Valid
Construction Noise Permit (CNP) for non-piling equipment	GW-RS0846-13	30 Jul 2013	01 Aug 2013 to 25 Jan 2014	Valid
	GW-RS0857-13	2 Aug 2013	15 Aug 2013 to 14 Feb 2014	Valid
	GW-RS1078-13	30 Sep 2013	18 Oct 2013 to 17 Apr 2014	Valid
	GW-RS1119-13	11 Oct 2013	16 Oct 2013 to 15 Apr 2013	Valid
	GW-RS0340-13	28 Mar 2013	10 Apr 2013 to 8 Oct 2013	Expired
	GW-RS0373-13	9 Apr 2013	19 Apr 2013 to 17 Oct 2013	Expired
	GW-RS0437-13	26 Apr 2013	1 May 2013 to 29 Oct 2013	Valid
	GW-RS1128-13	8 Oct 2013	11 Oct 2013 to 6 Apr 2014	Valid
	GW-RS0467-13	6/5/2013	17/5/2013 to 16/11/2013	Valid
	GW-RS0517-13	20/5/2013	27/5/2013 to 26/11/2013	Valid
	GW-RS0521-13	20/5/2013	22/5/2013 to 21/11/2013	Valid
	GW-RS0530-13	20/5/2013	28/5/2013 to 27/11/2013	Valid
GW-RE0508-13	21/5/2013	30/5/2013 to 29/11/2013	Valid	



Permits and/or Licences	Reference No.	Issued Date	Valid Period/ Expiry Date	Status
	GW-RS0525-13	21/5/2013	30/5/2013 to 29/11/2013	Valid
	GW-RS0538-13	21/5/2013	30/5/2013 to 29/11/2013	Valid
	GW-RS0539-13	23/5/2013	6/6/2013 to 5/12/2013	Valid
	GW-RS0554-13	23/5/2013	6/6/2013 to 5/12/2013	Valid
	GW-RS0586-13	27/5/2013	28/5/2013 to 22/11/2013	Valid
	GW-RS0633-13	14/6/2013	16/6/2013 to 13/12/2013	Valid
	GW-RS0739-13	09/07/2013	17/07/2013 to 16/01/2014	Valid
	GW-RS0708-13	03/07/2013	03/07/2013 to 01/01/2014	Valid
	GW-RS0945-13	29/8/2013	11/9/2013 to 10/3/2014	Valid
	GW-RS0993-13	6/9/2013	20/9/2013 to 19/3/2014	Valid
	GW-RS1027-13	10/9/2013	15/9/2013 to 9/3/2014	Valid
	GW-RS1002-13	12/9/2013	25/9/2013 to 24/3/2014	Valid
Discharge Licenses	WT00006249-2010	22 Mar 2010	31 Mar 2015	Valid
	WT00006436-2010	15 Apr 2010	30 Apr 2015	Valid
	WT00006673-2010	14 May 2010	31 Mar 2015	Cancelled
	WT00006757-2010	28 May 2010	31 May 2015	Valid
	WT00007129-2010	28 July 2010	31 Jul 2015	Valid
	WT00008982-2011	26 April 2011	30 April 2016	Valid
	WT00009691-2011	1 Aug 2011	31 July 2016	Valid

Permits and/or Licences	Reference No.	Issued Date	Valid Period/ Expiry Date	Status
Billing Account under Waste Disposal Ordinance (Land)	7010255	10 Feb 2010	N/A	Valid
Registration as Chemical Waste Producer (Wan Chai)	WPN5213-135-C3593-01	10 Mar 2010	N/A	Valid
Registration as Chemical Waste Producer (TKO 137)	WPN5213-839-C3593-02	22 Sep 2010	N/A	Valid

Table 3.7 Summary of submission status under FEP-01/364/2009

EP Condition	Submission	Date of Submission
Condition 2.7 and 2.8	Works Schedule and Location Plan	14 Jun 2011
Condition 2.6	Environmental Management Organization Chart	14 Jun 2011
Condition 2.6	Commencement Date of Works	21 Jun 2011
Condition 2.11	Landscape Plan (Revision B)	20 Nov 2012
Condition 2.9	Noise Management Plan (Revision A)	13 Jan 2012

Contract no. HY/2009/18 – Central – Wan Chai Bypass (CWB) – Central Interchange under FEP-05/364/2009/A

3.1.7. Summary of the current status on licences and/or permits on environmental protection pertinent and submission under FEP-05/364/2009A for contract no. HY/2009/18 are shown in Table 3.8 and Table 3.9.

Table 3.8 Cumulative Summary of Valid Licences and Permits under Contract no. HY/2009/18

Permit / Licence / Notification / Approval	Reference No.	Issued Date	Valid Period/ Expiry Date	Status
Further Environmental Permit	FEP-05/364/2009/A	15 Nov 2010	Permit issued	Valid
Notification of Works Under APCO	322293	07 Oct 2010	Notified	Valid
Construction Noise Permit (CNP) for non-piling equipment	GW-RS0396-13	16 Apr 2013	22 Apr 2013 to 21 Oct 2013	Expired
	GW-RS-0459-13	30 Apr 2013	03 May 2013 to 02 Nov 2013	Valid
	GW-RS0907-13	16 Aug 2013	31 Aug 2013 to 31 Oct 2013	Valid
	GW-RS0907-13	16 Aug 2013	1 Sep 2013 to 31 Oct 2013	Valid
	GW-RS0820-13	19 July 2013	03 Aug 2013 to 02 Feb 2014	Valid
	GW-RS0644-13	13 June 2013	01 Jul 2013 to 31 Dec 2013	Valid
	GW-RS1118-13	04 Oct 2013	22 Oct 2013 to 21 Apr 2014	Valid
Discharge Licence	WT00012998-2012	25 May 2012	31 Jan 2016	Valid
	WT00013967-2012	17 Sep 2012	30 Sep 2017	Valid
	WT00014966-2013	08 Jan 2013	31 Jan 2018	Valid
Registration as a Waste Producer	WPN: 8335-121-L1048-04	17 Dec 2010	N/A	Registration completed
Billing Account under Waste Disposal Ordinance (Land)	Account No.: 7011587	11 Oct 2010	Account approved	Valid



Table 3.9 Summary of submission status under FEP-05/364/2009/A

EP Condition	Submission	Date of Submission
Condition 2.9	Noise Management Plan	01 March 2011
Condition 2.10	Landscape Plan (Rev. 5)	12 March 2012

Contract no. HY/2009/15 – Central-Wanchai Bypass – Tunnel (Causeway Bay Typhoon Shelter Section) under FEP-06/364/2009/A

3.1.8. Summary of the current status on licences and/or permits on environmental protection pertinent and submission under FEP-06/364/2009/A for contract no. HY/2009/15 are shown in **Table 3.10** and **Table 3.11**

Table 3.10 Cumulative Summary of Valid Licences and Permits under Contract no. HY/2009/15

Permits and/or Licences	Reference No.	Issued Date	Valid Period/ Expiry Date	Status
Further Environmental Permit	FEP-04/356/2009	22 Nov 2010	N/A	Valid
	FEP-06/364/2009/A	22 Nov 2010	N/A	Valid
Notification of Works Under APCO	321822	24 Sep 2010	N/A	Valid
Construction Noise Permit (CNP) for non-piling equipment	GW-RS0434-13	23 Apr 2013	23 Apr 2013 to 16 Oct 2013	Cancelled
	GW-RS0588-13	31 May 2013	2 Jun 2013 to 26 Nov 2013	Valid
	GW-RS0601-13	31 May 2013	2 Jun 2013 to 29 Nov 2013	Cancelled
	GW-RS0732-13	03 Jul 2013	03 Jul 2013 to 30 Dec 2013	Cancelled
	GW-RS0399-13	18 Apr 2013	18 Apr 2013 to 10 Oct 2013	Expired
	GW-RS0882-13	12 Aug 2013	14 Aug 2013 to 13 Feb 2014	Valid
	GW-RS0701-13	24 Jun 2013	01 Jul 2013 to 31 Dec 2013	Valid
	GW-RS0463-13	6 May 2013	7 May 2013 to 6 Nov 2013	Cancelled
	GW-RS0705-13	28 Jun 2013	02 Jul 2013 to 31 Dec 2013	Valid
GW-RS1105-13	8 Oct 2013	10 Oct 2013 to 6 Apr 2013	Valid	
Registration as a Chemical Waste Producer	WPN: 5213-147-C1169-35	15 Nov 2010	N/A	Valid
Billing Account under Waste Disposal Ordinance	7011553	30 Sep 2010	27 Sep 2010 to 27 Jan 2016	Valid
Billing Account under Waste Disposal Ordinance (Dumping by Vessel)	7011761	21 Jun 2013	17 Jul 2013 to 16 Oct 2013	Valid

Permits and/or Licences	Reference No.	Issued Date	Valid Period/ Expiry Date	Status
Water Discharge License (TS1)	WT00008780-2011	24 Nov 2011	24 Nov 2011 to 31 Mar 2016	Valid
Water Discharge License (Discharge at CHT area)	WT00012941-2012	10 May 2012	10 May 2012 to 31 May 2014	Valid
Water Discharge License (Discharge at TPCWAE)	WT00011322-2011	15 Dec 2011	15 Dec 2011 to 31 Dec 2013	Valid
Water Discharge License (Discharge at TS4)	WT00011718-2012	16 Jan 2012	16 Jan 2012 to 31 Jan 2014	Valid
Water Discharge License (Discharge at TS2)	WT00014974-2013	10 Jan 2013	10 Jan 2013 to 31 Jan 2015	Valid
Dumping Permit (Type1 – Open Sea Disposal and Type 2 – Confined Marine Disposal)	EP/MD/14-076	23 Oct 2013	24 Oct 2013 to 23 Nov 2013	Valid

Table 3.11 Summary of submission status under FEP-06/364/2009/A

EP Condition	Submission	Date of Submission
Condition 2.6	Management Organization of Main Construction Companies	11 Mar 2011
	Amendment for Management Organization of Main Construction Companies	16 May 2011
Condition 2.7	Works Schedule	15 Mar 2011
Condition 2.8	Location Plan	15 Mar 2011
Condition 2.23	Noise Management Plan	6 May 2011
Condition 2.10	Landscape Plan	19 Oct 2011

Contract no. HY/2009/19 – Central – Wanchai Bypass Tunnel (North Point Section) and Island Eastern Corridor Link under FEP-07/364/2009/A

3.1.9. The current status on licences and/or permits on environmental protection pertinent and submission under FEP-07/364/2009/A for contract no. HY/2009/19 are shown in **Table 3.12** and **Table 3.13**

Table 3.12 Cumulative Summary of Valid Licences and Permits under Contract no. HY/2009/19

Permits and/or Licences	Reference No.	Issued Date	Valid Period/ Expiry Date	Status
Further Environmental Permit	FEP-07/364/2009/A	25 Feb 2011	N/A	Valid
Notification of Works Under APCO	326160	24 Jan 2011	N/A	Valid
Registration as a Waste Producer	7012306	10 Feb 2011	N/A	Valid
Registration as Chemical Waste Producer	5213-151-C3654-01	24 Mar 2011	N/A	Valid
Application for Vessel Disposal	7012306	21 July 2011	N/A	Valid
Construction Noise Permit (CNP)	GW-RS0503-13	20 May 2013	21 May 2013 to 20 Nov 2013	Valid
	GW-RS0528-13	16 May 2013	26 May 2013 to 25 Nov 2013	Valid
	GW-RS0365-13	21 Apr 2013	21 Apr 2013 to 20 Oct 2013	Valid
	GW-RS0337-13	05 May 2013	05 May 2013 to 01 Oct 2013	Cancelled
	GW-RS0767-13	11 Jul 2013	11 Jul 2013 to 10 Jan 2014	Valid
	GW-RS0706-13	11 Jul 201	11 Jul 2013 to 10 Jan 2014	Valid
	GW-RS0724-13	08 Jul 2013	08 Jul 2013 to 07 Jan 2014	Valid
	GW-RS1009-13	06 Sept 2013	09 Sep 2013 to 08 Mar 2014	Valid
	GW-RS1099-13	08 Oct 2013	21 Oct 2013 to 20 Apr 2014	Valid
	GW-RS1179-13	25 Oct 2013	22 Oct 2013 to 22 Apr 2014	Valid



Permits and/or Licences	Reference No.	Issued Date	Valid Period/ Expiry Date	Status
Dumping Permit (Tunnel) (Type 1 – Open Sea Disposal)	EP/MD/14-019	10 Jun 2013	10 Jun 2013 to 09 Dec 2013	Valid
Dumping Permit (Tunnel) (Type 1 – Open Sea Disposal (Dedicate Sites) & Type 2 – Confined Marine Disposal)	EP/MD/14-067	02 Oct 2013	02 Oct 2013 to 01 Nov 2013	Valid
Water Discharge Licence	WT00010093-2011	31-Aug-11	30-Sep-16	Cancelled
	WT00010093-2011	17-Aug-12	30-Sep-16	Valid
	WT00010865-2011	3-Nov-11	30-Nov-16	Valid

Table 3.13 Summary of submission status under FEP-07/364/2009/A

EP Condition	Submission	Date of Submission
Condition 2.13	Landscape Plan (Rev.2)	29 July 2012
Condition 2.9	Noise Management Plan (Rev.3)	15 March 2013

Contract no. HK/2010/06 - Wan Chai Development Phase II – Central –Wanchai Bypass over MTR Tsuen Wan Line

3.1.10. The current status on licences and/or permits on environmental protection pertinent and submission under FEP-08/364/2009/A for contract no. HK/2010/06 showed in **Table 3.14** and **Table 3.15**.

Table 3.14 Cumulative Summary of Valid Licences and Permits under Contract no. HK/2010/06

Permits and/or Licences	Reference No.	Issued Date	Valid Period/ Expiry Date	Status
Further Environmental Permit	FEP-08/364/2009/A	15 June 2012	N/A	Valid
Notification of Works Under APCO	326344	18 Jan 2011	N/A	Valid
Construction Noise Permit (CNP)	GW-RS0681-13	26 Jun 2013	13 Jul 2013 – 12 Jan 2014	Cancelled
	GW-RS-926-13	21 Aug 2013	27 Aug 2013 – 26 Feb 2014	Valid

Table 3.15 Summary of submission status under FEP-08/364/2009

EP Condition	Submission	Date of Submission
	Acknowledgement letter of FEP-08/364/2009A	14 Aug 2012
Condition 2.9	Noise Management Plan	26 Nov 2012

Contract no. HK/2012/08 – Wan Chai Development Phase II – Central- Wan Chai Bypass at Wan Chai West

3.1.11 The current status on licences and/or permits on environmental protection pertinent and submission under FEP-09/264/2009/B for contract no. HK/2012/08 showed in **Table 3.16 and Table 3.17**

Table 3.16 Cumulative Summary of Valid Licences and Permits under Contract no. HK/2012/08

Permits and/or Licences	Reference No.	Issued Date	Valid Period/ Expiry Date	Status
Further Environmental Permit	FEP-09/364/2009/B	5 March 2013	N/A	Valid
Notification of Works Under APCO	355439	4 Feb 2013	N/A	Valid
Registration as a Chemical Waste Producer	5213-134-C3790-01	8 Mar 2013	N/A	Valid
Billing Account under Waste Disposal Ordinance	7016883	18 Feb 2013	18 Jul 2017	Valid

Table 3.17 Summary of submission status under FEP-09/364/2009

EP Condition	Submission	Date of Submission
Condition 2.9	Noise Management Plan (Rev.2)	9 July 2013
Condition 2.14	Landscape Plan (Rev.1)	30 May 2013

Contract no. HY/2010/08 –Central – Wanchai Bypass Tunnel – Tunnel (Slip Road 8)

3.1.12 The current status on licences and/or permits on environmental protection pertinent and submission under FEP-09/264/2009/B for contract no. HK/2012/08 showed in **Table 3.18 and Table 3.19**

Table 3.18 Cumulative Summary of Valid Licences and Permits under Contract no. HY/2010/08

Permits and/or Licences	Reference No.	Issued Date	Valid Period/ Expiry Date	Status
Further Environmental Permit	FEP-10/364/2009/B	2013-07-26	NA	Valid
Notification of Works Under APCO	357176	2013-04-02	NIL	Valid
Registration as a Chemical Waste Producer	WPN5213-147-C1169-44	2013-03-27	NIL	Valid
Billing Account under Waste Disposal Ordinance	7017170	2013-03-27	NIL	Valid
Water Discharge License	WT0001651-2013	2013-04-26	NIL	Valid
Construction Noise Permit (CNP)	GW-RS0816-13	2013-07-30	2013-07-30 to 2013-10-29	Valid
	GW-RS0924-13	2013-08-22	2013-08-22 to 2013-11-22	Valid
	GW-RS0943-13	2013-08-23	2013-08-25 to 2013-11-25	Valid
	GW-RS0971-13	2013-09-04	2013-09-04 to 2013-03-03	Valid
	GW-RS1017-13	2013-09-10	2013-09-15 to 2013-03-09	Valid
	GW-RS1089-13	2013-09-30	2013-10-02 to 2013-04-01	Valid

Table 3.19 Summary of submission status under FEP-10/364/2009

EP Condition	Submission	Date of Submission
Condition 2.9	Noise Management Plan (Rev.1)	09 July 2013
Condition 2.14	Landscape Plan (Rev.1)	20 August 2013

4 Monitoring Requirements

4.1 Noise Monitoring

NOISE MONITORING STATIONS

4.1.1. The noise monitoring stations for the Project are listed and shown in **Table 4.1** and **Figure 4.1**. **Appendix 4.1** shows the established Action/Limit Levels for the monitoring works.

Table 4.1 Noise Monitoring Stations

Station	Description
M1a	Harbour Road Sports Centre
M2b	Noon Gun Area
M3a	Tung Lo Wan Fire Station
M4b	Victoria Centre
M5b	City Garden
M6	HK Baptist Church Henrietta Secondary School
*M7e	International Finance Centre (Eastern End of Podium)
M7w	International Finance Centre (Western End of Podium)
*M8	City Hall

* Remark 1: Location ID has been updated from M7 to M8 for City Hall

* Remark 2: M7e has become a reference station starting from 7 Aug 2012

REAL TIME NOISE MONITORING STATIONS

4.1.2. Review of feasibility on the real time noise monitoring stations was conducted in July with IEC. Station, RTN1a, Tung Lo Wan fireboat Station was found not appropriate to be a monitoring station for monitoring the IECL Piling works and Demolition after visited.

4.1.3. The noise monitoring stations for the Project are listed and shown in **Table 4.2** and **Figure 4.1**. **Appendix 4.1** shows the established Action/Limit Levels for the monitoring works.

Table 4.2 Real Time Noise Monitoring Stations

District	Station	Description
Tin Hau	RTN1	FEHD Hong Kong Transport Section Whitfield Depot
North Point	RTN2a	Electric Centre
North Point	RTN3	Po Leung Kuk Yu Lee Mo Fan Memorial School
Tin Hau	RTN4	Causeway Bay Community Centre

NOISE MONITORING PARAMETERS, FREQUENCY AND DURATION

- 4.1.4. The construction noise level shall be measured in terms of the A-weighted equivalent continuous sound pressure level (L_{eq}). $L_{eq(30 \text{ minutes})}$ shall be used as the monitoring parameter for the time period between 0700 and 1900 hours on normal weekdays. For all other time periods, $L_{eq(5 \text{ minutes})}$ shall be employed for comparison with the Noise Control Ordinance (NCO) criteria. Supplementary information for data auditing, statistical results such as L_{10} and L_{90} shall also be obtained for reference.
- 4.1.5. Noise monitoring shall be carried out at all the designated monitoring stations. The monitoring frequency shall depend on the scale of the construction activities. The following is an initial guide on the regular monitoring frequency for each station on a weekly basis when noise generating activities are underway:
- One set of measurements between 0700 and 1900 hours on normal weekdays.
- 4.1.6. Real time noise shall be carried out at the designated monitoring stations. The following is an initial guide on the regular monitoring frequency for each station on a 24 hours daily basis when noise generating activities are underway:
- One set of measurements between 0700 and 1900 hours on normal weekdays.
 - One set of measurements between 1900 and 2300 hours on normal weekdays and 0700 and 2300 hours on public holidays.
 - One set of measurements between 2300 and 0700 hours on next day on everyday.
- 4.1.7. If construction works are extended to include works during the hours of 1900 – 0700 as well as public holidays and Sundays, additional weekly impact monitoring shall be carried out during respective restricted hours periods. Applicable permits under NCO shall be obtained by the Contractor.

MONITORING EQUIPMENT

- 4.1.8. As referred to in the Technical Memorandum TM issued under the NCO, sound level meters in compliance with the International Electrotechnical Commission Publications 651: 1979 (Type 1) and 804: 1985 (Type 1) specifications shall be used for carrying out the noise monitoring. Immediately prior to and following each noise measurement the accuracy of the sound level meter shall be checked using an acoustic calibrator generating a known sound pressure level at a known frequency. Measurements may be accepted as valid only if the calibration level from before and after the noise measurement agree to within 1.0 dB.
- 4.1.9. Noise measurements shall not be made in fog, rain, wind with a steady speed exceeding 5 m/s or wind with gusts exceeding 10 m/s. The wind speed shall be checked with a portable wind speed meter capable of measuring the wind speed in m/s.
- 4.1.10. The sound level meter shall be checked using an acoustic calibrator generating a known sound pressure level at a known frequency before deployment to the site and during each site visit. Measurements will be accepted as valid only if the calibration level from before and after the noise measurement agree to within 1.0 dB.

Air Monitoring

AIR QUALITY MONITORING STATIONS

4.2.1. The air monitoring stations for the Project are listed and shown in **Table 4.3** and **Figure 4.1**. **Appendix 4.1** shows the established Action/Limit Levels for the monitoring works.

Table 4.3 Air Monitoring Stations

Station ID	Monitoring Location	Description
CMA1b	Oil Street Site Office**	North Point (Re-commenced on 14 November 2011)
CMA2a	Causeway Bay Community Centre	Causeway Bay
CMA3a	CWB PRE Site Office *	Causeway Bay
CMA4a	Society for the Prevention of Cruelty to Animals	Wan Chai
CMA5a	Children Garden opposite to Pedestrian Plaza	Wan Chai
MA1e	International Finance Centre (Eastern End of Podium)	Central
MA1w	International Finance Centre (western End of Podium)	Central

Remarks*: As per the ENPC meeting in March 2011, the monitoring stations CMA3a – Future CWB site office at Wanchai Waterfront Promenade was renamed as remark.

Remarks**: The location ID of monitoring station CMA1b was updated as “Oil Street Site Office” in April 2013.

AIR MONITORING PARAMETERS, FREQUENCY AND DURATION

- 4.2.2. One-hour and 24-hour TSP levels should be measured to indicate the impacts of construction dust on air quality. The 24-hour TSP levels shall be measured by following the standard high volume sampling method as set out in the Title 40 of the Code of Federal Regulations, Chapter 1 (Part 50), Appendix B.
- 4.2.3. All relevant data including temperature, pressure, weather conditions, elapsed-time meter reading for the start and stop of the sampler, identification and weight of the filter paper, and any other local atmospheric factors affecting or affected by site conditions, etc., shall be recorded down in detail.
- 4.2.4. For regular impact monitoring, the sampling frequency of at least once in every six-days, shall be strictly observed at all the monitoring stations for 24-hour TSP monitoring. For 1-hour TSP monitoring, the sampling frequency of at least three times in every six-days should be undertaken when the highest dust impact occurs.

SAMPLING PROCEDURE AND MONITORING EQUIPMENT

4.2.5. High volume samplers (HVSs) in compliance with the following specifications shall be used for carrying out the 1-hour and 24-hour TSP monitoring:

- 0.6 – 1.7 m³ per minute adjustable flow range;
- Equipped with a timing / control device with +/- 5 minutes accuracy for 24 hours operation;
- Installed with elapsed-time meter with +/- 2 minutes accuracy for 24 hours operation;
- Capable of providing a minimum exposed area of 406 cm²;
- Flow control accuracy: +/- 2.5% deviation over 24-hour sampling period;
- Equipped with a shelter to protect the filter and sampler;
- Incorporated with an electronic mass flow rate controller or other equivalent devices;
- Equipped with a flow recorder for continuous monitoring;
- Provided with a peaked roof inlet;
- Incorporated with a manometer;
- Able to hold and seal the filter paper to the sampler housing at horizontal position;
- Easily changeable filter; and
- Capable of operating continuously for a 24-hour period.

4.2.6. Initial calibration of dust monitoring equipment shall be conducted upon installation and thereafter at bi-monthly intervals. The transfer standard shall be traceable to the internationally recognized primary standard and be calibrated annually. The concern parties such as IEC shall properly document the calibration data for future reference. All the data should be converted into standard temperature and pressure condition.

LABORATORY MEASUREMENT / ANALYSIS

4.2.7. A clean laboratory with constant temperature and humidity control, and equipped with necessary measuring and conditioning instruments to handle the dust samples collected, shall be available for sample analysis, and equipment calibration and maintenance. The laboratory should be HOKLAS accredited.

4.2.8. Filter paper of size 8" x 10" shall be labelled before sampling. It shall be a clean filter paper with no pinholes, and shall be conditioned in a humidity-controlled chamber for over 24-hours and be pre-weighed before use for the sampling.

4.2.9. After sampling, the filter paper loaded with dust shall be kept in a clean and tightly sealed plastic bag. The filter paper shall then be returned to the laboratory for reconditioning in the humidity controlled chamber followed by accurate weighing by an electronic balance with readout down to 0.1 mg. The balance shall be regularly calibrated against a traceable standard.

4.2.10. All the collected samples shall be kept in a good condition for 6 months before disposal.

4.2.11. Current calibration certificates of equipments are presented in **Appendix 4.2**.

5.0 MONITORING RESULTS

5.0.1. The environmental monitoring will be implemented based on the division of works areas of each designated project managed under different contracts with separate FEP applied by individual contractors. Overall layout showing work areas of various contracts, latest status of work commencement and monitoring stations is shown in **Figure 2.1** and **Figure 4.1**. The monitoring results are presented in according to the Individual Contract(s).

5.0.2. In the reporting month, the concurrent contracts are as follows:

- Contract no. HY/2009/15 – Central-Wanchai Bypass – Tunnel (Causeway Bay Typhoon Shelter Section)
- Contract no. HY/2009/18 – Central – Wan Chai Bypass (CWB) – Central Interchange
- Contract no. HY/2009/19 – Central – Wanchai Bypass Tunnel (North Point Section) and Island Eastern Corridor Link
- Contract no. HY/2010/08 – Central- Wanchai Bypass Tunnel (Slip Road 8 Section)
- Contract no. HK/2009/01 – Wan Chai Development Phase II – Central – Wan Chai Bypass at Hong Kong Convention and Exhibition Centre
- Contract no. HK/2009/02 - Wan Chai Development Phase II – Central - Wan Chai Bypass at Wan Chai East
- Contract no. HK/2010/06 - Wan Chai Development Phase II – Central - Wan Chai Bypass over MTR Tsuen Wan Line
- Contract no. HK/2012/08 – Wan Chai Development Phase II – Central – Wan Chai Bypass at Wan Chai West

5.0.3. The environment monitoring schedules for reporting month and coming month are presented in **Appendix 5.1**.

5.1 Noise Monitoring Results

5.1.1 Monitoring for report of review baseline noise level was performed from 11 April 2011 to 8 June 2011. Then the report was submitted on the 20 June 2011, verified by IEC on 18 July 2011 and was approved by ER by January 2012. The new baseline is used for the noise calculation starting from January 2012.

Contract no. HY/2009/18 – Central – Wan Chai Bypass (CWB) – Central Interchange under FEP-05/364/2009/A

5.1.2 Noise monitoring for the Central Interchange works under contract no. HY/2009/18 was commenced on 22 April 2011. The proposed division of noise monitoring stations for Contract no. HY/2009/18 are summarized in **Table 5.1** below:

Table 5.1 Noise Monitoring Stations for Contract no. HY/2009/18

Station	Description
*M7e	International Finance Centre (Eastern End of Podium)
M7w	International Finance Centre (Western End of Podium)
M8	City Hall

* Remark: M7e has become a reference station starting from 7 Aug 2012

5.1.3 One action level exceedance regarding noise complaint concerning location between International Finance Centre and Central Pier area was received by ET on 10 October 2013. After investigation, no non-compliance was identified.

5.1.4 Noise monitoring results measured in this reporting period are reviewed and summarized. Details of noise monitoring results and graphical presentation can be referred in **Appendix 5.2**.

Contract no. HK/2009/01 – Wan Chai Development Phase II – Central – Wan Chai Bypass at Hong Kong Convention and Exhibition Centre – Tunnel Works under FEP-02/364/2009 and Contract no. HK/2009/02 – Wan Chai Development Phase II – Central – Wan Chai Bypass at Wan Chai East (CWB Tunnel) under FEP-01/364/2009

5.1.5 The commencement of construction works for Contract no. HK/2009/01 under FEP-02/364/2009 is on 25 August 2011 and HK/2009/02 under FEP-01/364/2009 is on 26 April 2011. The proposed division of noise monitoring stations are summarized in **Table 5.2** below.

Table 5.2 Noise Monitoring Station for Contract no HK/2009/01 and HK/2009/02

Station	Description
M1a	Harbour Road Sports Centre

5.1.6 No action or limit level exceedance was recorded in this reporting month.

5.1.7 Noise monitoring results measured in this reporting period are reviewed and summarized. Details of noise monitoring results and graphical presentation can be referred in **Appendix 5.2**.

Contract no. HY/2009/15 – Central-Wanchai Bypass – Tunnel (Causeway Bay Typhoon Shelter Section) under FEP-06/364/2009/A

5.1.8 The commencement of construction works for Contract no. HY/2009/15 under FEP-06/364/2009/A was on 13 July 2011. Noise monitoring was commenced on 13 July 2011. The proposed divisions of noise monitoring stations are summarized in **Table 5.3** below.

Table 5.3 Noise Monitoring Stations for Contract no. HY/2009/15

Station	Description
M2b	Noon Gun Area
M3a	Tung Lo Wan Fire Station

5.1.9 No action or limit level exceedance was recorded in this reporting month.

5.1.10 Noise monitoring results measured in this reporting period are reviewed and summarized. Details of noise monitoring results and graphical presentation can be referred in **Appendix 5.2**.

Contract no. HY/2009/19 – Central – Wanchai Bypass Tunnel (North Point Section) and Island Eastern Corridor Link under FEP-07/364/2009/A

5.1.11 Noise monitoring for the tunnel works under contract no. HY/2009/19 was commenced on 24 April 2011. The proposed division of noise monitoring stations are summarized in **Table 5.4** below.

Table 5.4 Noise Monitoring Stations for Contract no. HY/2009/19

Station	Description
M4b	Victoria Centre
M5b	City Garden
M6	HK Baptist Church Henrietta Secondary School

5.1.12 Two limit level exceedances were recorded on 3 and 16 October 2013 at M6 – HK Baptist Church Henrietta Secondary School in the reporting month.

5.1.13 Major traffic noise observed during monitoring on 3 and 16 October 2013 and it was considered as the major noise contribution. As such, the limit level exceedances were concluded as non-project related.

5.1.14 Noise monitoring results measured in this reporting period are reviewed and summarized. Details of noise monitoring results and graphical presentation can be referred in **Appendix 5.2**. Details of the Notification of Exceedance can be referred in **Appendix 6.2**.

Contract no. HY/2010/08 – Central-Wanchai Bypass –Wanchai Bypass Tunnel (Slip Raod 8 Section) under FEP-09/364/2009/B

5.1.15 The commencement of construction works for Contract no. HY/2010/08 under FEP-10/364/2009/B was on 02 September 2013. Noise monitoring was commenced on 02 September 2013. The proposed divisions of noise monitoring stations are summarized in **Table 5.5** below.

Table 5.5 Noise Monitoring Stations for Contract no. HY/2010/08

Station	Description
M3a	Tung Lo Wan Fire Station

5.1.16 No action or limit level exceedance was recorded in this reporting month.

5.1.17 Noise monitoring results measured in this reporting period are reviewed and summarized. Details of noise monitoring results and graphical presentation can be referred in **Appendix 5.2**.

5.2 Real Time Noise Monitoring Results

5.2.1. As confirmed by CWB RSS, the IECL parapet removal operations and associated construction work will commence in June 2013. Liaison was conducted with HK Baptist Church Henrietta Secondary School, Po Leung Kuk Yu Lee Mo Fan Memorial School and Causeway Bay Community Centre regarding the set up of RTN3 real time noise monitoring station.

5.2.2. Causeway Bay Community Centre has granted permission for set up on 21 Dec 2012 and station set up was performed on 27 Dec 2012. The Baseline noise level of RTN4- Causeway Bay Community Centre will adopt the results from the baseline noise monitoring report for EP/364/2009 in 22 April 2010 in which approved by EPD.

5.2.3. Real time noise monitoring at RTN4-Causeway Bay Community Centre was commenced on 13 Jan 2013.

5.2.4. Po Leung Kuk Yu Lee Mo Fan Memorial School grant permission for set up on 4 Sep 2012 and station set up was performed on 14 Sep 2012. Real time noise baseline capturing was conducted during time period without construction work from 21 Sep 2012 to 04 Oct 2012.

5.2.5. Real time noise monitoring at RTN3 – Po Leung Kuk Yu Lee Mo Fan Memorial School was commenced since 06 Oct 2012.

5.2.6. Oil Street Community Liaison Centre was confirmed to be demolished in mid-October by CWB RSS. This presented a need for relocation of RTN2 – Oil Street Community Liaison Centre. After liaison with Hong Kong Electric, permission was granted on 21 Sep 2012 for

real time noise monitoring set up at City Garden Electric Centre (RTN2a – Electric Centre), which is a representative of the noise sensitive receiver City Garden.

- 5.2.7. RTN2 previously located at oil Street Community Liaison Centre was relocated to Hong Kong Electric Centre on 5 Oct 2012, which is a representative of the noise sensitive receiver City Garden. The baseline noise level of RTN2a will adopt the results derived from the baseline noise monitoring conducted at Electric Centre from 4 December 2009 to 17 December 2009.
- 5.2.8. Real-time noise monitoring station RTN1-FEHD Whitfield Depot was finely adjusted from 2/F to roof-top at FEHD Whitfield Depot on 24 June 2013 with respect to the commencement of advance works for IEC parapet demolition.

Contract no. HY/2009/19 – Central – Wanchai Bypass Tunnel (North Point Section) and Island Eastern Corridor Link under FEP-07/364/2009/A

- 5.2.9. The proposed division of noise monitoring stations are summarized in **Table 5.7** below. Real time noise monitoring for major construction works under contract no. HY/2009/19 was commenced on 24 April 2011.

Table 5.7 Real Time Noise Monitoring Stations for Contract no. HY/2009/19

Location ID	District	Description
RTN1	Tin Hau	FEHD Hong Kong Transport Section Whitfield Depot
RTN2a	North Point	Electric Centre
RTN3	North Point	Po Leung Kuk Yu Lee Mo Fan Memorial School
RTN4	Tin Hau	Causeway Bay Community Centre

** Real time noise monitoring results and graphical presentation during night time period are for information only.*

**Real-time noise monitoring results and graphical presentation for RTN3 during restricted hours are for information only as no night classes were conducted at the educational institute.*

- 5.2.10. Limit level exceedance was recorded at RTN1-FEHD Hong Kong Transport Section Whitfield Depot on 6 October 2013 during restricted hours in the reporting month. After checking with contractor, no construction activities were conducted during monitoring period. As such, the exceedances were considered as non-project related.
- 5.2.11. Limit level exceedances were recorded at RTN2a-Electric Centre during daytime on 30 Sep, 2, 4, 5, 7, 8, 9, 21 and 23 Oct 2013. After checking with contractor, no major noisy construction activity was conducted at the concerned location by the Contractor during the recorded period and on-going breaking works and piling works at adjacent non-CWB Project were observed undertaken in the reporting month. As such, the exceedances were considered as non-project related.
- 5.2.12. No limit level exceedance was recorded at RTN3-Yue Lee Mo Fan Memorial School in the reporting month.

5.2.13. No limit level exceedance was recorded at RTN4-Causeway Bay Community Centre in the reporting month.

5.2.14. Real time noise monitoring results measured in this reporting period are reviewed and summarized. Details of real time noise monitoring results and graphical presentation can be referred to **Appendix 5.4**.

5.3 Air Monitoring Results

5.3.1 Due to electricity interruption, the 24hr TSP monitoring at CMA3a was rescheduled from 16 October 2013 to 17 October 2013.

Contract no. HY/2009/18 – Central – Wan Chai Bypass (CWB) – Central Interchange under FEP-05/364/2009/A

5.3.2 Air monitoring for the Central Interchange works under contract no. HY/2009/18 was commenced on 21 April 2011. The proposed division of air monitoring stations are summarized in **Table 5.9** below.

Table 5.9 Air Monitoring Stations for Contract no. HY/2009/18

Station	Description
MA1e	International Finance Centre (Eastern End of Podium)
MA1w	International Finance Centre (Western End of Podium)

5.3.3 No exceedance was recorded in the reporting month. Air quality monitoring results measured in this reporting period are reviewed and summarized. Details of air monitoring results and graphical presentation can be referred in **Appendix 5.3**.

Contract no. HK/2009/01 – Wan Chai Development Phase II – Central – Wan Chai Bypass at Hong Kong Convention and Exhibition Centre – Tunnel Works under FEP-02/364/2009

5.3.4 The commencement of construction works for Contract no. HK/2009/01 under FEP-02/364/2009 is on 25 August 2011. Air quality monitoring was commenced on 25 August 2011. The proposed division of air monitoring stations are summarized in **Table 5.10** below.

Table 5.10 Air Monitoring Station for Contract no. HK/2009/01

Station	Description
CMA5a	Children Playgrounds opposite to Pedestrian Plaza

5.3.5 No exceedance was recorded in the reporting month. Air quality monitoring results measured in this reporting period are reviewed and summarized. Details of air monitoring results and graphical presentation can be referred in **Appendix 5.3**.

Contract no. HK/2009/02 – Wan Chai Development Phase II – Central – Wan Chai Bypass at Wan Chai East (CWB Tunnel) under FEP-01/364/2009

5.3.6 The commencement of construction works for HK/2009/02 under FEP-01/364/2009 is on 26 April 2011. The proposed division of air monitoring stations are summarized in **Table 5.11** below.

Table 5.11 Air Monitoring Station for Contract no. HK/2009/02

Station	Description
CMA4a	Society for the Prevention of Cruelty to Animals

5.3.7 No exceedance was recorded in the reporting month. Air quality monitoring results measured in this reporting period are reviewed and summarized. Details of air monitoring results and graphical presentation can be referred in **Appendix 5.3**.

Contract no. HY/2009/15 – Central-Wanchai Bypass – Tunnel (Causeway Bay Typhoon Shelter Section) under FEP-06/364/2009/A

5.3.8 The commencement of construction works for Contract no. HY/2009/15 under FEP-06/364/2009/A was on 13 July 2011. Air quality monitoring was commenced on 14 July 2011. The proposed division of air monitoring stations are summarized in **Table 5.12** below.

Table 5.12 Air Monitoring Station for Contract no. HY/2009/15

Station	Description
CMA3a	CWB PRE Site Office

5.3.9 No exceedance was recorded in the reporting month. Air quality monitoring results measured in this reporting period are reviewed and summarized. Details of air monitoring results and graphical presentation can be referred in **Appendix 5.3**.

Contract no. HY/2009/19 – Central – Wanchai Bypass Tunnel (North Point Section) and Island Eastern Corridor Link under FEP-07/364/2009/A

5.3.10 The proposed division of air monitoring stations are summarized in **Table 5.13** below. Air monitoring for the tunnel works under contract no. HY/2009/19 was commenced on 26 April 2011.

Table 5.13 Air Monitoring Stations for Contract no. HY/2009/19

Station	Description
CMA1b	Oil Street Site Office
CMA2a	Causeway Bay Community Centre

5.3.11 No exceedance was recorded in the reporting month. Air quality monitoring results measured in this reporting period are reviewed and summarized. Details of air monitoring results and graphical presentation can be referred in **Appendix 5.3**.

5.4 Waste Monitoring Results

Contract no. HK/2009/01 – Wan Chai Development Phase II – Central – Wan Chai Bypass at Hong Kong Convention and Exhibition Centre – Tunnel Works under FEP-02/364/2009

5.4.1. Inert C&D wastes and non-inert C&D wastes were disposed in this reporting month. Details of the waste flow table are summarized in **Table 5.15**.

Table 5.15 Details of Waste Disposal for Contract no. HK/2009/01

Waste Type	Quantity this month, m ³	Cumulative-to-Date, m ³	Disposal / Dumping Grounds
Inert C&D materials disposed	539.87	30630.405	TKO137, TM38
Inert C&D materials recycled	Nil	5104.5	N/A
Non-inert C&D materials disposed	17.8	1417.58	SENT Landfill
Non-inert C&D materials recycled	Nil	205943	N/A
Chemical waste disposed	Nil	10150	N/A

Contract no. HK/2009/02 – Wan Chai Development Phase II – Central – Wan Chai Bypass at Wan Chai East (CWB Tunnel) under FEP-01/364/2009

5.4.2. Inert C&D & non-inert C&D wastes were disposed of in this reporting month. Details of the waste flow table are summarized in **Table 5.16**.

Table 5.16 Details of Waste Disposal for Contract no. HK/2009/02

Waste Type	Quantity this month	Cumulative Quantity-to-Date	Disposal / Dumping Grounds	Remarks
Inert C&D materials disposed, m ³	1831.24	243016.782	TKO137 / TM 38	N/A
Inert C&D materials recycled, m ³	Nil	18161	n/a	N/A
Non-inert C&D materials disposed, m ³	78.29	1183.09	SENT Landfill	N/A
Non-inert C&D materials recycled, m ³	N/A	N/A	N/A	N/A
Chemical waste disposed, kg	Nil	9371	SENT Landfill	N/A

Contract no. HY/2009/18 – Central – Wan Chai Bypass (CWB) – Central Interchange under FEP-05/364/2009/A

5.4.3. Inert C&D and non-inert C&D waste was disposed of in this reporting month. Details of the waste flow table are summarized in **Table 5.17**.

Table 5.17 Details of Waste Disposal for Contract no. HY/2009/18

Waste Type*	Quantity this month, (m3)	Cumulative-to-Date, (m3)	Disposal / Dumping Grounds
Inert C&D materials disposed	1174	101173	T.K.O. 137, TM 38
Inert C&D materials recycled	Nil	56223	N/A
Non-inert C&D materials disposed	135	1494	SENT Landfill
Non-inert C&D materials recycled (tonnes)	Nil	82.38	N/A
Chemical waste disposed (kg)	126	4341	N/A

Contract no. HY/2009/15 – Central-Wanchai Bypass – Tunnel (Causeway Bay Typhoon Shelter Section) under FEP-06/364/2009/A

5.4.4. Inert & Non-inert C&D wastes were disposed of in this reporting month. Details of the waste flow table are summarized in **Table 5.18**.

Table 5.18 Details of Waste Disposal for Contract no. HY/2009/15

Waste Type	Quantity this month(m ³)	Cumulative Quantity-to-Date(m ³)	Disposal / Dumping Grounds
Inert C&D materials disposed, m ³	52413 8117.3	453948.4 227052.1	Tuen Mun Area 38 TKO137 FB
Inert C&D materials recycled, m ³	27196.8	271096.5	HY/2009/11 ex-PCWA TS4 /TS2 WDII Lun Ku Tan
Non-inert C&D materials disposed, m ³	93.9	1119	SENT Landfill
Non-inert C&D materials recycled, m ³	300	544254.2	Xun Xiang Metalware Skylight Recycle (paper)
Chemical waste disposed, kg	1400	21555	Dunwell Group

Waste Type	Quantity this month(m ³)	Cumulative Quantity-to-Date(m ³)	Disposal / Dumping Grounds
Marine Sediment (Type1-Open Sea Disposal (Dedicate Sites) &Type 2 – Confined Marine Disposal), m ³	3053	3053	South of the Brothers

Contract no. HY/2009/19 – Central – Wanchai Bypass Tunnel (North Point Section) and Island Eastern Corridor Link under FEP-07/364/2009/A

5.4.5. Inert and Non-inert C&D wastes were disposed of in this reporting month. Details of the waste flow table are summarized in **Table 5.19**.

Table 5.19 Details of Waste Disposal for Contract no. HY/2009/19

Waste Type*	Quantity this month, m ³	Cumulative-to-Date, m ³	Disposal / Dumping Grounds
Inert C&D materials disposed	24456.09	378644.54	N/A
Inert C&D materials recycled	Nil	59744.43	N/A
Non-inert C&D materials disposed	32.95	955.48	SENT Landfill
Non-inert C&D materials recycled	Nil	327.37	N/A
Chemical waste disposed	Nil	5.04	N/A
Marine Sediment (Tunnel) (Type 1-Open Sea Disposal (Dedicated Sites) & Type 2 – Confined Marine Disposal), m ³	Nil	7268	East of Sha Chau

Contract no. HK/2010/06 Wan Chai Development Phase II - Central-Wan Chai Bypass over MTR Tsuen Wan Line under FEP-08/364/2009/A

5.4.6. No inert and Non-inert C&D wastes were disposed of in this reporting month. Details of the waste flow table are summarized in **Table 5.20**.

Table 5.20 Details of Waste Disposal for Contract no. HK/2010/06

Waste Type*	Quantity this month, m ³	Cumulative-to-Date, m ³	Disposal / Dumping Grounds
Inert C&D materials disposed	NIL	NIL	TM38
Inert C&D materials recycled	NIL	NIL	N/A
Non-inert C&D materials disposed	69	160.9	SENT
Non-inert C&D materials recycled	NIL	5070	Recyclers
Chemical waste disposed	NIL	NIL	N/A

Remarks: The cumulative amounts of non-inert C&D material recycled have been updated.

Contract no. HK/2012/08 Wan Chai Development Phase II - Central-Wan Chai Bypass at Wan Chai West under FEP-09/364/2009/B

5.4.7. No inert and Non-inert C&D wastes were disposed of in this reporting month. Details of the waste flow table are summarized in **Table 5.21**.

Table 5.21 Details of Waste Disposal for Contract no. HK/2012/08

Waste Type*	Quantity this month, m ³	Cumulative-to-Date, m ³	Disposal / Dumping Grounds
Inert C&D materials disposed	Nil	Nil	N/A
Inert C&D materials recycled	Nil	Nil	N/A
Non-inert C&D materials disposed	Nil	Nil	N/A
Non-inert C&D materials recycled	Nil	Nil	N/A
Chemical waste disposed	Nil	Nil	N/A

Contract no. HY/2010/08 Central – Wan Chai Bypass (CWB) – Tunnel (Slip Road 8) under FEP-10/364/2009/B

5.4.8. No inert and Non-inert C&D wastes were disposed of in this reporting month. Details of the waste flow table are summarized in **Table 5.22**.

Table 5.22 Details of Waste Disposal for Contract no. HY/2010/08

Waste Type*	Quantity this month, m ³	Cumulative-to-Date, m ³	Disposal / Dumping Grounds
Inert C&D materials disposed	1155	1414	TM 38
Inert C&D materials recycled	Nil	Nil	Nil
Non-inert C&D materials disposed	7	23	SENT
Non-inert C&D materials recycled	Nil	Nil	Nil
Chemical waste disposed	30	30	Nil

6 Compliance Audit

6.0.1. The Event Action Plan for construction noise, air qualities are presented in **Appendix 6.1**.

6.1 Noise Monitoring

Contract no. HY/2009/18 – Central – Wan Chai Bypass (CWB) – Central Interchange under FEP-05/364/2009/A

6.1.1. No exceedance was recorded in the reporting month.

Contract no. HK/2009/01 – Wan Chai Development Phase II – Central – Wan Chai Bypass at Hong Kong Convention Exhibition Centre – Tunnel Works under FEP-02/364/2009

6.1.2. No exceedance was recorded in the reporting month.

Contract no. HK/2009/02 – Wan Chai Development Phase II – Central – Wan Chai Bypass at Wan Chai East (CWB Tunnel) under FEP-01/364/2009

6.1.3. No exceedance was recorded in the reporting month.

Contract no. HY/2009/15 – Central-Wanchai Bypass – Tunnel (Causeway Bay Typhoon Shelter Section) under FEP-06/364/2009/A

6.1.4. No exceedance was recorded in the reporting month.

Contract no. HY/2009/19 – Central – Wanchai Bypass Tunnel (North Point Section) and Island Eastern Corridor Link under FEP-07/364/2009/A

6.1.5. Two limit level exceedances were recorded on 3 and 16 October 2013 at M6 – HK Baptist Church Henrietta Secondary School in the reporting month. Investigations found that on 3 and 16 October 2013, major traffic noise was contributed in the noise monitoring and exceedances were not related to the Project.

Contract no. HY/2010/08 – Central-Wanchai Bypass – Tunnel (Slip Road 8 Section) under FEP-10/364/2009/B

6.1.6. One action level exceedance regarding noise complaint concerning location between International Finance Centre and Central Pier area was received by ET on 10 October 2013. After investigation, no non-compliance was identified.

Real Time Noise Monitoring

Contract no. HY/2009/19 – Central – Wanchai Bypass Tunnel (North Point Section) and Island Eastern Corridor Link under FEP-07/364/2009/A

- 6.1.7. Limit level exceedance was recorded at RTN1-FEHD Hong Kong Transport Section Whitfield Depot on 6 October 2013 during restricted hours in the reporting month. After checking with contractor, no construction activities were conducted during monitoring period. As such, the exceedances were considered as non-project related.
- 6.1.8. Limit level exceedances were recorded at RTN2a-Electric Centre during daytime on 30 Sep, 2, 4, 5, 7, 8, 9, 21 and 23 Oct 2013. After checking with contractor, no major noisy construction activities were conducted at the concerned location by the Contractor during the recorded period and on-going large scale breaking works and piling works at adjacent non-CWB Project construction site were observed undertaken in the reporting month. As such, the exceedances were considered as non-project related.
- 6.1.9. No limit level exceedance was recorded at RTN3- Yue Lee Mo Fan Memorial School in this reporting month.
- 6.1.10. No limit level exceedances were recorded at RTN4- Causeway Bay Community Centre in this reporting month.

6.2 Air Monitoring

Contract no. HY/2009/18 – Central – Wan Chai Bypass (CWB) – Central Interchange under FEP-05/364/2009/A

- 6.2.1. No exceedance was recorded in the reporting month.

Contract no. HK/2009/01 – Wan Chai Development Phase II – Central – Wan Chai Bypass at Hong Kong Convention and Exhibition Centre – Tunnel Works under FEP-02/364/2009

- 6.2.2. No exceedance was recorded in the reporting month.

Contract no. HK/2009/02 – Wan Chai Development Phase II – Central – Wan Chai Bypass at Wan Chai East (CWB Tunnel) under FEP-01/364/2009

- 6.2.3. No exceedance was recorded in the reporting month.

Contract no. HY/2009/15 – Central-Wanchai Bypass – Tunnel (Causeway Bay Typhoon Shelter Section) FEP-06/364/2009/A

- 6.2.4. No exceedance was recorded in the reporting month.

Contract no. HY/2009/19 – Central – Wanchai Bypass Tunnel (North Point Section) and Island Eastern Corridor Link under FEP-07/364/2009/A

- 6.2.1. No exceedance was recorded in the reporting month.



6.3 Review of the Reasons for and the Implications of Non-compliance

6.3.1. There was no non-compliance from the site audits in the reporting period. The observations and recommendations made in each individual site audit session were presented in Section 8.

6.3.2. No project-related non-compliance from monitoring was recorded in the reporting month.

6.4 Summary of action taken in the event of and follow-up on non-compliance

6.4.1 There was no particular action taken since no non-compliance was recorded from the site audits in the reporting period.

7 Cumulative Construction Impact due to the Concurrent Projects

- 7.0.1. According to Condition 3.4 of the EP-364/2009/B, this section addresses the relevant cumulative construction impact due to the concurrent activities of the current projects including the Central Reclamation Phase III (CRIII), Wan Chai Development Phase II (WDII), Central-WanChai Bypass (CWB), Island Eastern Corridor Link projects (IECL) and Wan Chai Development Phase II – Central – Wan Chai Bypass at Wan Chai East (CWB Tunnel).
- 7.0.2. According to the Monthly EM&A report (September 2013) of Central Reclamation Phase III (CRIII), modification to the junction of Road D8 and Road P2; paving and landscaping work behind GPO boundary wall; and additional run-in at Road P2 footpath (north bound) outside ESB S8.1 were performed in the October 2013 reporting month. The water quality monitoring was completed in October 2011 and no Project-related exceedance was recorded for air and noise monitoring. It can be concluded that cumulative construction impact due to the concurrent activities of the current projects with the Central Reclamation Phase III (CRIII) was insignificant.
- 7.0.3. According to the construction programme of Wan Chai Development Phase II, Central-Wan Chai Bypass and Island Eastern Corridor Link projects, the major construction activity under Wan Chai Development Phase II were marine works at HKCEC areas, cross-harbour Watermains, Fresh Watermains and Cooling Watermains Installations, tunnel works at Wan Chai East. The major construction activities under Central-Wan Chai Bypass and Island Eastern Corridor Link Projects were ELS work and tunnel water proofing works at TS4 and cut and cover tunnel construction at TPCWAE. Bridge construction and tunnel works at Central Interchange, ELS segment launching works and IEC parapet demolition at North Point area. The major environmental impact was water quality impact at Causeway Bay and Wan Chai. Land-based construction activities were excavation at TS2, ELS work and tunnel water proofing works at TS4, cut and cover tunnel construction at TPCWAE, tunnel works at Central and ELS work at North Point and tunnel works at Wan Chai East in the reporting month.
- 7.0.4. The major environmental impacts generated from tunnel works at Central and tunnel works at Wan Chai East, IECL and Causeway Bay Typhoon Shelter were undertaken in the reporting month. No significant air impact from construction activities was anticipated in the reporting month. Besides, no project-related exceedances were recorded during the air and noise environmental monitoring events in the reporting month. Thus, it is evaluated that the cumulative construction impact from the concurrent projects including Wan Chai Development Phase II was insignificant.

8 Environmental Site Audit

8.0.1. During this reporting month, weekly environmental site audits were conducted for Contracts no. HY/2009/15, HY/2009/18, HY/2009/19, HK/2012/08, HK/2009/01, HK/2009/02, HY/2010/08 and HK/2010/06. No non-conformance was identified during the site audits. The Contractors rectified major observations and recommendations made during the audit sessions. No non-conformance was identified during the site inspections.

8.0.2. Four site inspections for Contract no. HY/2009/15 was carried out during this reporting period. The results of these inspections and outcomes are summarized in **Table 8.1**.

Table 8.1 Summary of Environmental Inspections for Contract no. HY/2009/15

Date	Item	Observations	Action taken by Contractor	Outcome
131002_01	2-Oct-13	Provide stopper to drip tray to prevent leakage and clear the leaked oil as chemical waste	Stopper was provided to the drip tray	Completion as observed on 8 Oct 2013
131008_01	8-Oct-13	Provide Tarpaulin sheet for derrick barge during excavated material transfer	Tarpaulin sheet was provided	Completion as observed on 15 Oct 2013.
131008_02	8-Oct-13	Provide drip tray to oil containers	Oil containers were removed.	Completion as observed on 22 Oct 2013.
131008_03	8-Oct-13	Cleared the leaked oil as chemical waste	The leaked oil was cleared as chemical waste.	Completion as observed on 22 Oct 2013.
131015_01	15-Oct-13	Provide covering to dusty stockpile material (TS2)	Covering was provided to stockpile	Completion as observed on 22 Oct 2013.
131015_02	15-Oct-13	Clear the contaminated effluent accumulated at the temporary drainage as chemical waste (TS2)	Contaminated effluent was cleared	Completion as observed on 29 Oct 2013
131015_03	15-Oct-13	Clear the leaked oil as chemical waste	Leaked oil was cleared as chemical waste.	Completion as observed on 22 Oct 2013.
131022_01	22-Oct-13	Clear the leaked oil as chemical waste (TS2)	Leaked oil was cleared as chemical waste.	Completion as observed on 29 Oct 2013

8.0.3. Five site inspections for Contract no. HY/2009/18 was carried out during this reporting period. No observation was found in the reporting month.

8.0.4. Four the inspections for Contract no. HY/2009/19 was carried out during this reporting period. The results of these inspections and outcomes are summarized in **Table 8.3**

Table 8.3 Summary of Environmental Inspections for Contract no. HY/2009/19

Date	Item	Observations	Action taken by Contractor	Outcome
131003_01	3-Oct-13	Embankment should be provided to site exit to collect the wheel washing runoff properly to prevent overflow to public road and drainage (Watson Road)	Sandbags have been provided and wheel washing runoff was properly collected to water treatment point.	Completion as observed on 9 Oct 2013

8.0.5. Five site inspections for Contract no. HK/2009/01 was carried out during this reporting period. The results of these inspections and outcomes are summarized in **Table 8.4**

Table 8.4 Summary of Environmental Inspections for Contract no. HK/2009/01

Item	Date	Observations	Action taken by Contractor	Outcome
131009_01	9-Oct-13	Measure should be provided for reducing the noise generated from breaking works (Water Channel)	The excavator with breaker was removed.	Completion as observed on 16 Oct 2013
131017_01	17-Oct-13	Oil stain should be prevented from leaking from machinery (Convention Avenue)	Machine was repaired and prevented from leaking oil.	Completion as observed on 23 Oct 2013
131023_01	23-Oct-13	Water should be treated prior to discharging into public drainage (Convention Avenue)	Sedimentation tank was provided prior to discharging.	Completion as observed on 30 Oct 2013
131023_02	23-Oct-13	Dark smoke was found emitting from operating plant. All the machinery should be checked and maintain to prevent emitting of dark smoke. (Water Channel)	The operating plant was removed.	Completion as observed on 30 Oct 2013

8.0.6. Five site inspections for Contract no. HK/2009/02 was carried out during this reporting period. The results of these inspections and outcomes are summarized in **Table 8.5**

Table 8.5 Summary of Environmental Inspections for Contract no. HK/2009/02

Item	Date	Observations	Action taken by Contractor	Outcome
131003_01	3-Oct-13	Stagnant water should be cleaned more frequently to prevent breeding of mosquitoes (New Ferry Pier)	Stagnant water was removed.	Completion as observed on 10 Oct 2013
131031_01	31-Oct-13	Drip tray should be provided for preventing leakage of chemical on the ground (tunnel)	The chemical container was removed.	Completion as observed on 7 Nov 2013

8.0.7. Four site inspections for Contract no. HK/2010/06 was carried out during this reporting period. No observation was found in the reporting month.

8.0.8. Four site inspection for Contract no. HK/2012/08 was carried out during this reporting period. The results of these inspections and outcomes are summarized in **Table 8.6**

Table 8.6 Summary of Environmental Inspections for Contract no. HK/2012/08

Item	Date	Observations	Action taken by Contractor	Outcome
131015_01	15-Oct-13	Floating refuse should be cleaned more frequently. (West Bridge)	Floating refuse was cleared.	Completion as observed on 22 October 2013
131015_02	15-Oct-13	Silt curtain should be properly deployed. (West bridge)	Silt curtain was properly deployed.	Completion as observed on 22 October 2013

8.0.9. Four site inspection for Contract no. HY/2010/08 was carried out during this reporting period. The results of these inspections and outcomes are summarized in **Table 8.7**

Table 8.7 Summary of Environmental Inspections for Contract no. HY/2010/08

Item	Date	Observations	Action taken by Contractor	Outcome
131017_01	17-Oct-13	Provide protection to exposed soil slope near public road to prevent runoff	Additional embankment was provided.	Completion as observed on 24 Oct 2013
131024_01	24-Oct-13	Clear the leaked oil as chemical waste (Victoria Park)	Leaked Oil have been cleared	Completion as observed on 30 Oct 2013

9 COMPLAINTS, NOTIFICATION OF SUMMONS AND PROSECUTION

9.0.1. One environmental complaint under FEP-05/364/2009/B was received in the reporting period.

A public complaint regarding air and noise impact referred by RSS was received by ET on 10 October 2013 (ICC Case Ref.: 1-467000768 dated 03 October 2013). The complainant reported that Noise and air quality impact was experienced at the area located between IFC and Central Pier during peak hours. ET confirmed with the Resident Site Staff that major construction activities at the concerned location conducted over the past three months include formwork, rebar and concreting; backfilling; water-proofing and scaffolding erection. Mitigation measures implemented by the Contractor for the above construction works include select quiet plant and work methods; check plant and equipment for condition; for use of powered mechanical equipment during restricted hours; Obtain necessary Construction Noise Permit and strictly comply with their conditions; frequently spray water to major haul road and stockpiles to suppress dust generation; and covering of stockpiles with impervious sheets.

The construction activities including backfilling, concreting and other associated tunnel works were undertaken in the past three months. Having reviewing the monitoring data of the monitoring stations in the vicinity of the concerned location raised by the complainant, namely monitoring station M7e and M7w (Noise Monitoring Station) and MA1e and MA1w (Air Monitoring Station), no action or limit level exceedance was recorded.

In addition, mitigations measures including water spraying and erection of noise barrier were observed during weekly site inspection in August and September 2013 and reminders on dust mitigations measures given during weekly site inspection to the contractor were rectified. As such, the construction activities under Contract HY/2009/18 were considered in compliance with the statutory requirement and no cumulative air/ noise quality impact was observed in the past three months.

Elevated noise level at monitoring station M7e (International Finance Centre East Podium) was noted on 24 September 2013. The Contractor is recommended to review the current measures and to implement additional noise mitigation measures to further avoid potential impact to nearby public area during construction works.

9.0.2. The details of cumulative complaint log and updated summary of complaints are presented in **Appendix 9.1**

9.0.3. Cumulative statistic on complaints and successful prosecutions are summarized in **Table 9.1** and **Table 9.2** respectively.

Table 9.1 Cumulative Statistics on Complaints

Reporting Period	No. of Complaints
October 2013	1
Sep 2010 – Aug 2013	22
Total	23

Table 9.2 Cumulative Statistics on Successful Prosecutions

Environmental Parameters	Cumulative No. Brought Forward	No. of Successful Prosecutions this month (Offence Date)	Cumulative No. Project-to-Date
Air	-	0	0
Noise	-	0	0
Water	-	0	0
Waste	-	0	0
Total	-	0	0

10 CONCLUSION

10.0.1. The EM&A programme was carried out in accordance with the EM&A Manual requirements, minor alterations to the programme proposed were made in response to changing circumstances.

10.0.2. The scheduled construction activities and the recommended mitigation measures for the coming month are listed in **Table 10.1**. The construction programmes of individual contracts are provided in **Appendix 10.1**.

Table 10.1 Summary of Key Construction Activities of Individual Contract(s) to be commenced in Coming Reporting Month

Contract No.	Key Construction Works	Recommended Mitigation Measures
HY/2009/15	<ul style="list-style-type: none"> • ELS works, water proofing and tunnel construction at TS4 • Cut and cover tunnel construction at TPCWAE • Excavation, installation of steel ribs and tunnel lining construction for mined tunnel • ELS works at TS2 	<ul style="list-style-type: none"> • Dust control during dust generating activities • Noise control measures shall be provided during restricted hours • Provide protection works and adequate drainage system to ensure no direct discharge into public drainage system or the sea
HY/2009/18	<ul style="list-style-type: none"> • Excavation of trial pit • Drainage works • Tunnel works including scaffolding erection, excavation, OHVD installation, roadside barriers, top and base slab construction, extract sheet pile, waterproofing and backfill • Trough structure construction and associated drilling and grouting • Road works • Bridges construction 	<ul style="list-style-type: none"> • Noise level shall be controlled by reducing the breaking operation rate. • Dust control during dust generating activities • Provide protection works to ensure no runoff out of site area or direct discharge into public drainage system. • Appropriate plants and measures should be taken to ensure adequate protections are provided for trees being transplanted.

<p>HY2009/19</p>	<ul style="list-style-type: none"> • Road works at Watson Road • Bored piling (Land) • D-wall and Barrette Construction • Removal of strut at ELS • Construction works for Box Culvert T1 • Construction of Pile cap (Land) • Removal of marine platform • Construction of pile cap, pier & cross head (Marine) • ELS and Cut & Cover Tunnel • Installation of dewatering well • Laying of 1500ϕ pipe • Launching of segments • Extraction of temporary pile from marine section • Construction of bridge truss TA1 • Demolition of parapet at IEC link • Construction of King Post at ELS • Construction of King Post at ELS will commence 	<ul style="list-style-type: none"> • Noise level shall be controlled by reducing the breaking operation rate. • Noise barrier shall be implemented • Dust control during dust generating works • Provide protection works and adequate drainage system to ensure no direct discharge into public drainage system or the sea.
<p>HK2009/01</p>	<ul style="list-style-type: none"> • Installation of pre-bored H-pile in CWB Stage 2 Atrium Link. • Construction of the south Common D-wall. • Advance works for demolition of the HKCEC Pump home. • ELS for Stage 1 CWB. 	<ul style="list-style-type: none"> • Noise level shall be controlled by reducing no. of plants working in parallel. • Well maintained enclosures for grouting mixing plants. • Provide protection works and adequate drainage system to ensure no direct discharge into public drainage system or the sea. • Dust control during dust generating works

<p>HK/2009/02</p>	<ul style="list-style-type: none"> • Removal of Strut S4 • False work erection for OHVD base slab construction at Tunnel Portion 1. • Upper wall construction for Southern Side Wall Bay 4-Bay 7 • D-Wall construction (Stage 1) at Tunnel Portion 2. • Plant setup for D-Wall construction at Portion 9 of the Site. (Done by HK/2009/01 contractor) • D-Wall construction at Tunnel Portion 6. 	<ul style="list-style-type: none"> • Dust control during dust generating works • Provision of protection to ensure no runoff out of site area or direct discharge into public drainage system.
<p>HK/2010/06</p>	<ul style="list-style-type: none"> • Stitching Works • Grouting Works • Filling works 	<ul style="list-style-type: none"> • Dust control during dust generating works.
<p>HK/2012/08</p>	<ul style="list-style-type: none"> • Site preparation works • Site survey 	<ul style="list-style-type: none"> • Dust control during dust generating works
<p>HY/2010/08</p>	<ul style="list-style-type: none"> • Tree Pruning works • Tree removal works, • Tree transplanting works, • Tree works within off-site nursery compound, • Instrumentation works, • Ground investigation works • Sheet piling and • Erection of site hoarding. 	<ul style="list-style-type: none"> • Provide protection works and adequate drainage system to ensure no direct discharge into public drainage system. • Appropriate plants and measures should be taken to ensure adequate protections are provided for trees being transplanted and retained on site.

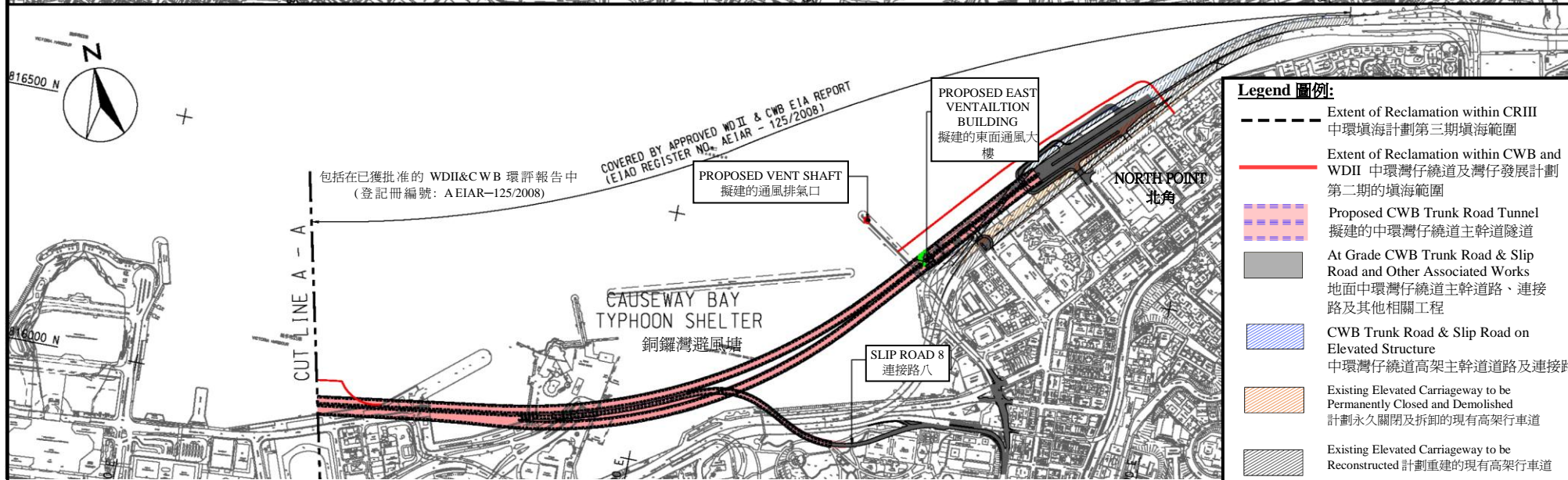
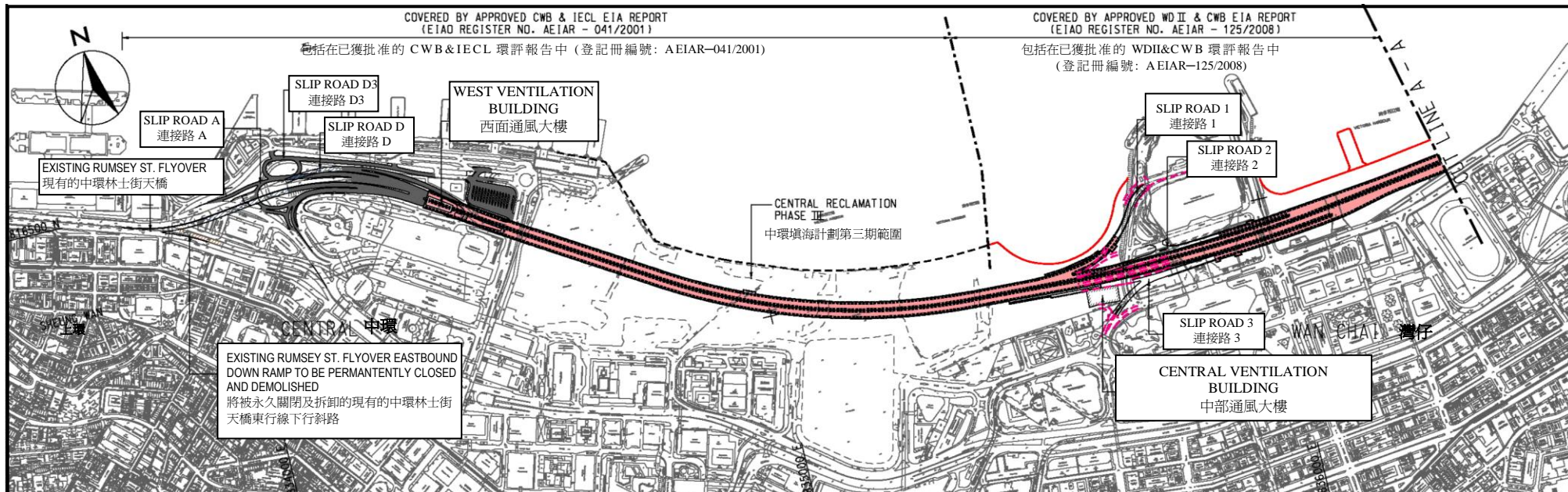
10.0.3. The construction works of Contract no. 04/HY/2006 – Reconstruction of Bus Terminus near Man Yiu Street and Man Kwong Street under FEP-04/364/2009/A was completed, and the FEP was surrendered by the Contractor on 11 February 2011.

10.0.4. The construction works of Contract no. HY/2009/17 - Advance piling works at Whitfield Depot under FEP-03/264/2009 was completed, and the FEP was surrendered by the Contractor and found in order by EPD on 25 April 2013.



Figure 2.1

Project Layout

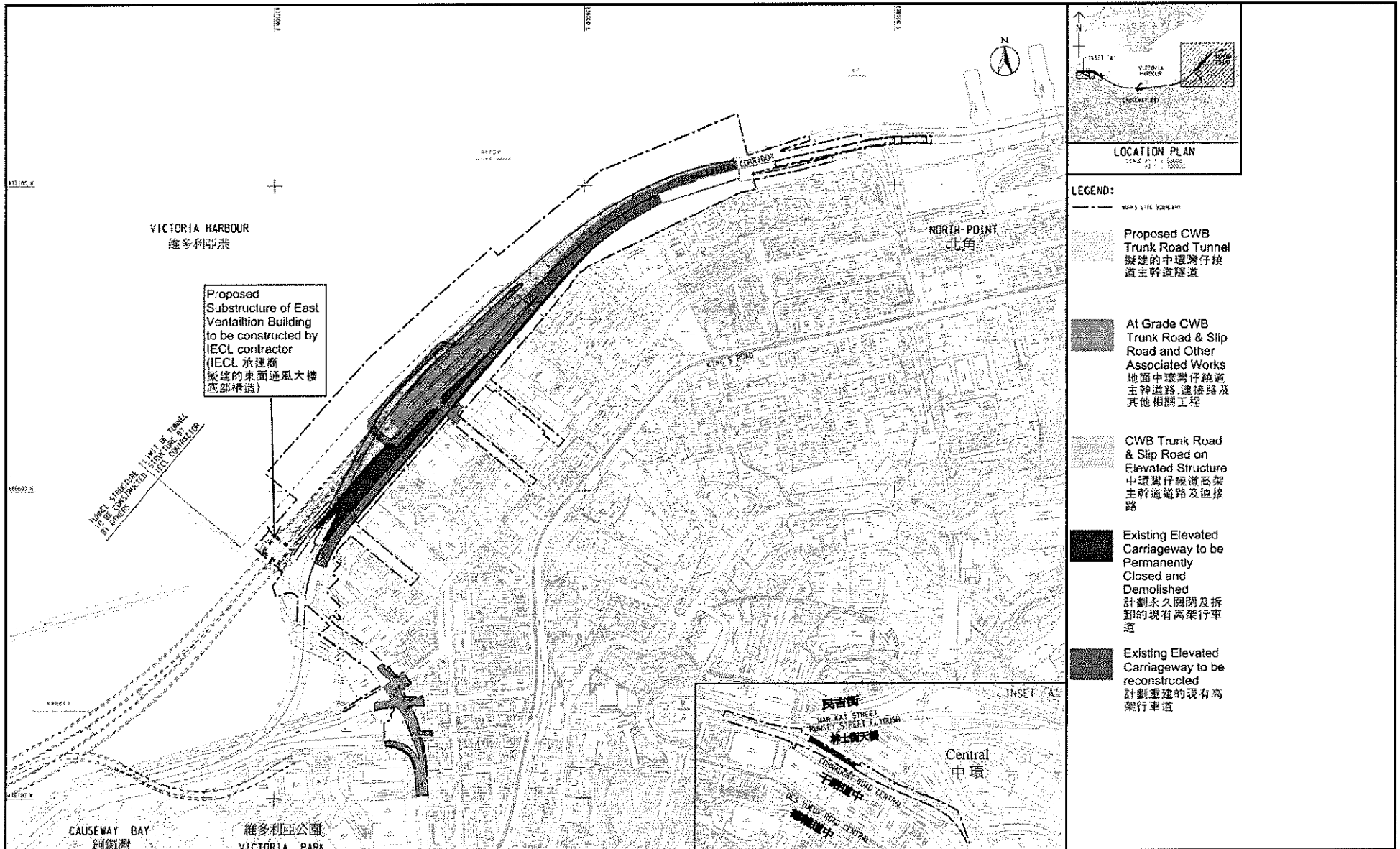


Project Title: Central-Wanchai Bypass (CWB) Including Its Road Tunnel and Slip Roads
工程項目名稱: 中環灣仔繞道包括其行車隧道及連接路

Environmental Permit No.: EP-364/2009/B
環境許可證編號: EP-364/2009/B

Figure 1: Location of the Project
圖 1: 工程項目位置

(This figure was prepared based on Figure 1.1 of the Application for Environmental Permit (Application No.: AEP-364/2009))
(本圖是根據環境許可證的申請(申請書編號 AEP-364/2009 圖 1.1 編製))



Project Title: Central-Wanchai Bypass (CWB) – Tunnel (North Point Section) and Island Eastern Corridor Link
 工程項目名稱：中環灣仔繞道—北角段隧道及東區走廊連接路
 Environmental Permit No. : FEP-07-364/2009/A
 環境許可證編號 : FEP-07-364/2009/A

Figure 1b: General Layout Plan
 圖 1b: 工程項目佈局圖

(This figure was prepared based on Sketch No. 60095653/IEC/DF0006 of Application for Further Environmental Permit (Application No.: FEP-120/2011))
 (本圖是根據申請新的環境許可證(申請書編號 FEP-120/2011)圖 60095653/IEC/DF0006 編製)



Figure 2.2

Project Organization Chart



Project Organization Chart

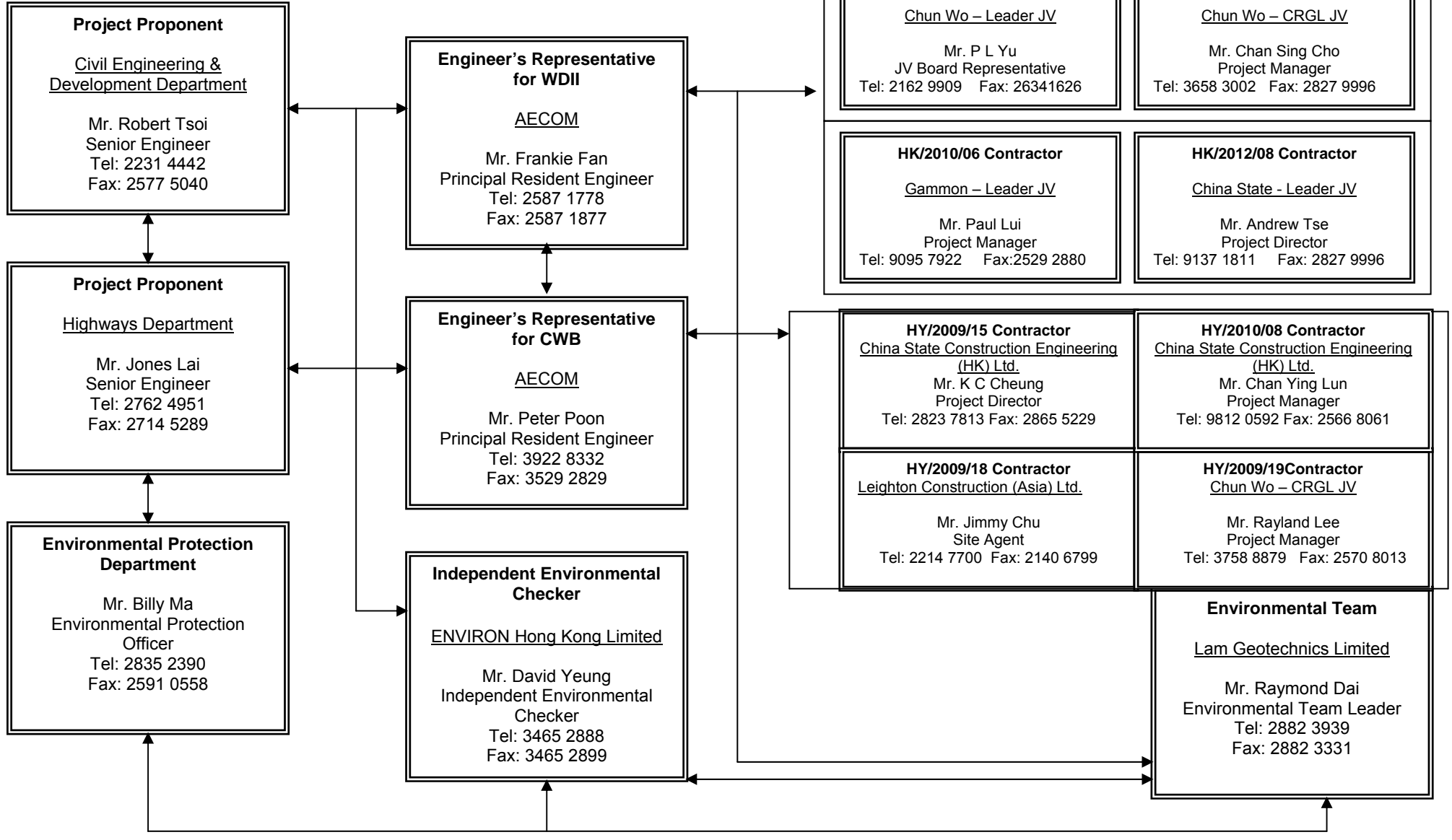
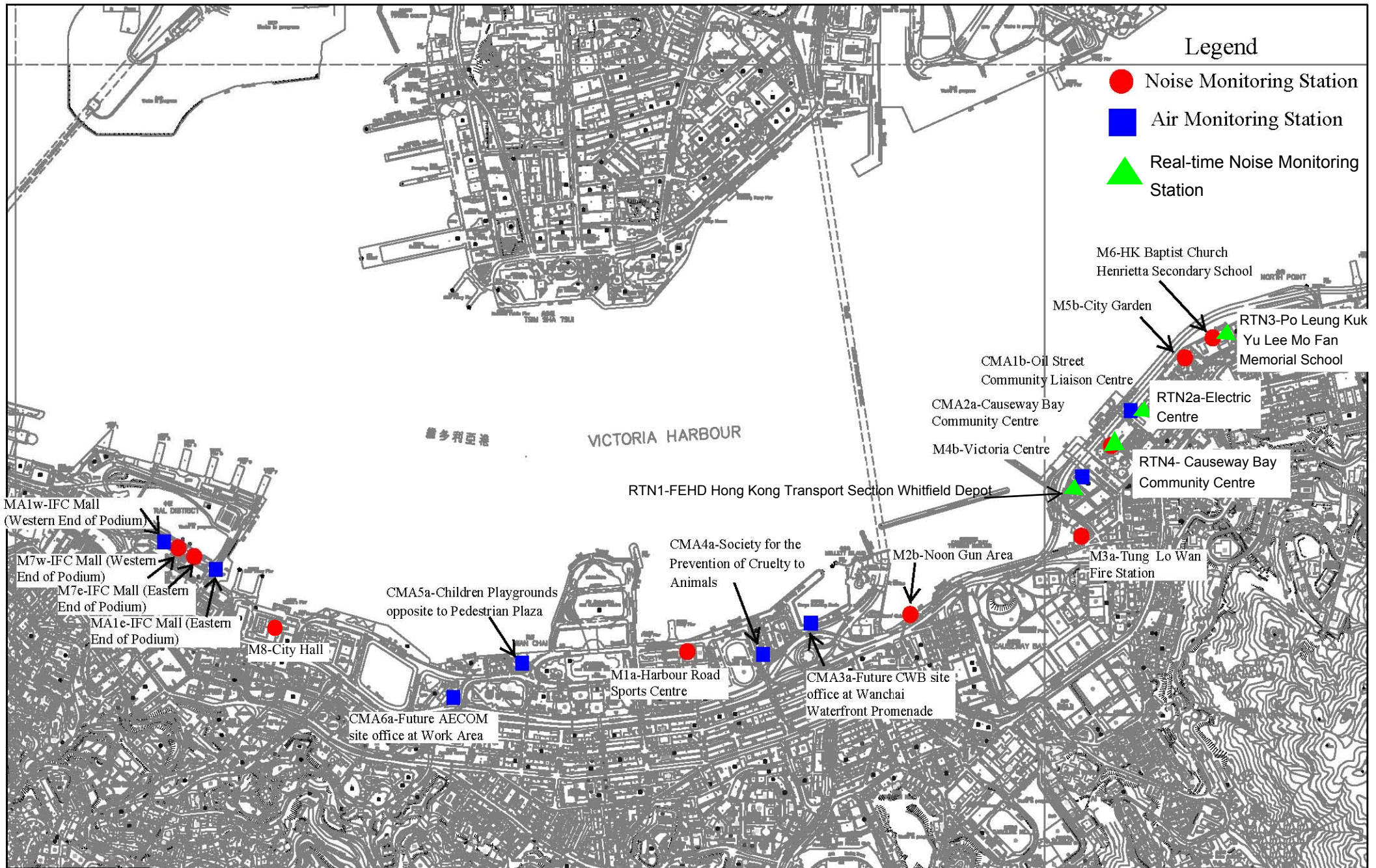




Figure 4.1

Locations of Monitoring Stations



Location plan of Environmental Monitoring Stations



Appendix 3.1

Environmental Mitigation Implementation Schedule

IMPLEMENTATION SCHEDULE OF THE PROPOSED MITIGATION MEASURES**Table A.1 Implementation Schedule for Air Quality Control**

WDII & CWB EIA Report Ref	Environmental Protection Measures / Mitigation Measures	Location / Timing	Implementation Agent	Implementation Stages*				Relevant Legislation and Guidelines
				Des	C	O	Dec	
Construction Phase								
S3.6.5	Four times a day watering of the work site with active operations.	Work site / during construction	Contractor		√			EIAO-TM
S3.8.1	Implementation of dust suppression measures stipulated in Air Pollution Control (Construction Dust) Regulation. The following mitigation measures, good site practices and a comprehensive dust monitoring and audit programme are recommended to minimise cumulative dust impacts. <ul style="list-style-type: none"> Strictly limit the truck speed on site to below 10 km per hour and water spraying to keep the haul roads in wet condition; Watering during excavation and material handling; Provision of vehicle wheel and body washing facilities at the exit points of the site, combined with cleaning of public roads where necessary; and Tarpaulin covering of all dusty vehicle loads transported to, from and between site locations. 	Work site / during construction	Contractor		√			
Operational Phase								
S3.6.53 – S3.6.54	The design parameters of the East and Central Ventilation Buildings as set in Tables 3.10 and 3.11 of Volume 1 of the WDII & CWB EIA Report.	East and Central Ventilation Buildings / During operation of the Trunk Road	HyD			√		
S3.10.2	Air quality monitoring for the operation performance of the East Ventilation Building and associated East Vent Shaft will be conducted.	East Vent Shaft / During operation of the East Ventilation Building and associated East Vent Shaft	HyD			√		EIAO-TM

* Des - Design, C - Construction, O – Operation, and Dec - Decommissioning

Table A.2 Implementation Schedule for Noise Control

WDII & CWB EIA Report Ref	Environmental Protection Measures / Mitigation Measures	Location / Timing	Implementation Agent	Implementation Stages*				Relevant Legislation and Guidelines
				Des	C	O	Dec	
Construction Phase								
S4.9.3	<p>Good Site Practice:</p> <ul style="list-style-type: none"> Only well-maintained plant shall be operated on-site and plant shall be serviced regularly during the construction program. Silencers or mufflers on construction equipment shall be utilized and shall be properly maintained during the construction program. Mobile plant, if any, shall be sited as far away from NSRs as possible. Machines and plant (such as trucks) that may be in intermittent use shall be shut down between works periods or shall be throttled down to a minimum. Plant known to emit noise strongly in one direction shall, wherever possible, be orientated so that the noise is directed away from the nearby NSRs. Material stockpiles and other structures shall be effectively utilized, wherever practicable, in screening noise from on-site construction activities. 	Work Sites / During Construction	Contractor		√			EIAO-TM, NCO
S4.8.1 – S4.8.11	<p>Use of quiet powered mechanical equipment, movable noise barrier and temporary noise barrier for the following tasks:</p> <ul style="list-style-type: none"> Slip road 8 tunnel Construction of diaphragm wall and substructures of the tunnel approach ramp Excavation Construction of slabs Backfill 	Work Sites / During Construction	Contractor		√			EIAO-TM, NCO

WDII & CWB EIA Report Ref	Environmental Protection Measures / Mitigation Measures	Location / Timing	Implementation Agent	Implementation Stages*				Relevant Legislation and Guidelines
				Des	C	O	Dec	
	<ul style="list-style-type: none"> Demolition and construction of substructures for the IEC Demolition works of existing piers and crossheads of the marine section of the existing IEC <p>Use of PME grouping for the following tasks:</p> <ul style="list-style-type: none"> At-grade road construction Substructure for IECL connection 							
Operation Phase								
S4.8.12 – S4.8.23	<p>For Existing NSRs</p> <ul style="list-style-type: none"> about 235m length of noise semi-enclosure with transparent panel covering the westbound slip road from the IEC about 230m length of noise semi-enclosure with transparent panel covering the main carriageways (eastbound and westbound) of the CWB and IEC about 135m length of 5.5m high cantilevered noise barrier with 4.5m cantilever inclined at 45° with transparent panel on the eastbound slip road to the IEC (amended under EP-364/2009/A) about 95m length of 5.5m high cantilevered noise barrier with 1m cantilever inclined at 45° with transparent panel on the eastbound slip road to the IEC about 350m length of 3.5m high vertical noise barrier with transparent panel on the eastbound slip road to the IEC low noise road surfacing for the trunk road (except tunnel section and beneath the landscaped deck at the eastern portal area)) with speed limit of 70 km/hour 	Near North Point / Before commencement of operation of road project	HyD	√	√	√		EIAO-TM

WDII & CWB EIA Report Ref	Environmental Protection Measures / Mitigation Measures	Location / Timing	Implementation Agent	Implementation Stages*				Relevant Legislation and Guidelines
				Des	C	O	Dec	
	For Future/Planned NSRs <ul style="list-style-type: none"> • about 265m length of noise semi-enclosure with transparent panel covering the westbound slip road from the IEC • The openable windows of the temple, if any, should be orientated so as to avoid direct line of sight to the existing Victoria Park Road as far as practicable. 	In between the Electric Centre (next to City Garden) and CDA(1) site / Before occupation of Planned NSRs in CDA and CDA(1) sites. Near Causeway Bay Fire Station / During detailed design of the re-provisioned Tin Hau Temple	HyD Project Proponent for the re-provisioned Tin Hau Temple	√	√ #			

* Des - Design, C - Construction, O – Operation, and Dec - Decommissioning

Only the steel frame for this section of noise semi-enclosure would be erected in advance during the construction of the westbound slip road.

Table A.4 Implementation Schedule for Waste Management

WDII & CWB EIA Report Ref	Environmental Protection Measures / Mitigation Measures	Location / Timing	Implementation Agent	Implementation Stages*				Relevant Legislation and Guidelines
				Des	C	O	Dec	
Construction Phase								
S6.5.14	<i>Floating Refuse</i> During the construction phase, the project proponent's contractor will be responsible for the collection of any refuse within their works area. Floating booms will be provided on the water surface to confine the refuse from the working barges as well as to avoid the accumulation of pollutants within temporary embayment as mentioned in Table D9.3.	Work site / During the construction period	Contractor		√			
S6.6.1	<i>Good Site Practices</i> Recommendations for good site practices during the construction activities include: <ul style="list-style-type: none"> • nomination of an approved person, such as a site manager, to be responsible for good site practices, arrangements for collection and effective disposal to an appropriate facility, of all wastes generated at the site; • training of site personnel in proper waste management and chemical waste handling procedures; • provision of sufficient waste disposal points and regular collection for disposal; • appropriate measures to minimise windblown litter and dust during transportation of waste by either covering trucks or by transporting wastes in enclosed containers; • regular cleaning and maintenance programme for drainage systems, sumps and oil interceptors; and • a recording system for the amount of wastes generated, recycled and disposed of (including the disposal sites). 	Work site / During the construction period	Contractor		√			Waste Disposal Ordinance (Cap.354)

WDII & CWB EIA Report Ref	Environmental Protection Measures / Mitigation Measures	Location / Timing	Implementation Agent	Implementation Stages*				Relevant Legislation and Guidelines
				Des	C	O	Dec	
S6.6.2	<p><i>Waste Reduction Measures</i></p> <p>Waste reduction is best achieved at the planning and design stage, as well as by ensuring the implementation of good site practices. Recommendations to achieve waste reduction include:</p> <ul style="list-style-type: none"> • segregation and storage of different types of waste in different containers, skips or stockpiles to enhance reuse or recycling of materials and their proper disposal; • to encourage collection of aluminium cans, PET bottles and paper, separate labelled bins shall be provided to segregate these wastes from other general refuse generated by the work force; • any unused chemicals or those with remaining functional capacity shall be recycled; • use of reusable non-timber formwork, such as in casting the tunnel box sections, to reduce the amount of C&D material. • prior to disposal of C&D waste, it is recommended that wood, steel and other metals shall be separated for re-use and / or recycling to minimise the quantity of waste to be disposed of to landfill; • proper storage and site practices to minimise the potential for damage or contamination of construction materials; and • plan and stock construction materials carefully to minimise amount of waste generated and avoid unnecessary generation of waste. 	Work site / During planning and design stage, and construction stage	Contractor	√	√			

WDII & CWB EIA Report Ref	Environmental Protection Measures / Mitigation Measures	Location / Timing	Implementation Agent	Implementation Stages*				Relevant Legislation and Guidelines
				Des	C	O	Dec	
S6.6.4	<p><i>General Refuse</i></p> <p>General refuse shall be stored in enclosed bins or compaction units separate from C&D material. A licensed waste collector shall be employed by the contractor to remove general refuse from the site, separately from C&D material.</p> <p>A collection area shall be provided where wastes can be stored and loaded prior to removal from site. An enclosed and covered area is recommended to reduce the occurrence of 'wind blow' light material.</p>	Work site / During the construction period	Contractor		√			Public Health and Municipal Services Ordinance (Cap. 132)
S6.6.5	<p><i>Chemical Wastes</i></p> <p>After use, chemical wastes (for example, cleaning fluids, solvents, lubrication oil and fuel) shall be handled according to the Code of Practice on the Packaging, Labelling and Storage of Chemical Wastes. Spent chemicals shall be collected by a licensed collector for disposal at the CWTF or other licensed facility in accordance with the Waste Disposal (Chemical Waste) (General) Regulation.</p>	Work site / During the construction period	Contractor		√			<p>Waste Disposal (Chemical Waste) (General) Regulation</p> <p>Code of Practice on the Packaging, Labelling and Storage of Chemical Wastes</p>
S6.6.6	<p><i>Construction and Demolition Material</i></p> <p>C&D material shall be sorted on-site into inert C&D material (that is, public fill) and C&D waste. All the suitable inert C&D material shall be broken down to 250 mm in size for reuse as public fill in the WDII reclamation. C&D waste, such as wood, glass, plastic, steel and other metals shall be reused or recycled and, as a last resort, disposed of to landfill. A suitable area shall be designated to facilitate the sorting process and a temporary stockpiling area will be required for the separated materials.</p>	Work site / During the construction period	Contractor		√			ETWB TCW No. 33/2002, 31/2004, 19/2005

WDII & CWB EIA Report Ref	Environmental Protection Measures / Mitigation Measures	Location / Timing	Implementation Agent	Implementation Stages*				Relevant Legislation and Guidelines
				Des	C	O	Dec	
S6.6.7	In order to monitor the disposal of public fill and C&D waste at public fill reception facilities and landfills, respectively, and to control fly tipping, a trip-ticket system shall be included as one of the contractual requirements and implemented by the Environmental Team undertaking the environmental monitoring and audit work. An Independent Environment Checker shall be responsible for auditing the results of the system.	Work site / During the construction period	Contractor and Independent Environmental Checker		√			ETWB TCW No. 31/2004
S6.6.8	<p><i>Bentonite Slurry</i></p> <p>The disposal of residual used bentonite slurry shall follow the good practice guidelines stated in ProPECC PN 1/94 "Construction Site Drainage" and listed as follows:</p> <ul style="list-style-type: none"> • If the disposal of a certain residual quantity cannot be avoided, the used slurry may be disposed of at the marine spoil grounds subject to obtaining a marine dumping licence from EPD on a case-by-case basis. • If the used bentonite slurry is intended to be disposed of through the public drainage system, it shall be treated to the respective effluent standards applicable to foul sewers, storm drains or the receiving waters as set out in the Technical Memorandum of Standards for Effluents Discharged into Drainage and Sewerage Systems, Inland and Coastal Waters. • If the used bentonite slurry is intended to be disposed to public fill reception facilities, it will be mixed with dry soil on site before disposal. 	Work site / During the construction period	Contractor		√			ProPECC PN 1/94

* Des - Design, C - Construction, O – Operation, and Dec - Decommissioning

Table A.5 Implementation Schedule for Land Contamination

WDII & CWB EIA Report Ref	Environmental Protection Measures / Mitigation Measures	Location / Timing	Implementation Agent	Implementation Stages*				Relevant Legislation and Guidelines
				Des	C	O	Dec	
Construction and Operation Phase								
S.7.1.1	As no potential contaminative land uses were identified within the Study Area, adverse land contamination impacts associated with the construction and operation of the Project is not expected. As such, environmental protection and mitigation measures are considered not necessary and will not be covered in this EM&A Manual.	-	-					-

* Des - Design, C - Construction, O – Operation, and Dec - Decommissioning

Table A.7 Implementation Schedule for Landscape and Visual

WDII & CWB EIA Report Ref	Environmental Protection Measures / Mitigation Measures	Location / Timing	Implementation Agent	Implementation Stages*				Relevant Legislation and Guidelines
				Des	C	O	Dec	
Construction Phase								
Table 10.5	CM1 Topsoil, where identified, shall be stripped and stored for re-use in the construction of the soft landscape works, where practical.	Work site / During Construction Phase	Contractor	√	√			EIAO TM
Table 10.5	CM2 Existing trees to be retained on site shall be carefully protected during construction.	Work site / During Construction Phase	Contractor	√	√			EIAO TM
Table 10.5	CM3 Trees unavoidably affected by the works shall be transplanted where practical.	Work site / During Construction Phase	Contractor	√	√			EIAO TM
Table 10.5	CM4 Compensatory tree planting shall be provided to compensate for felled trees.	Work site / During Construction Phase	Contractor	√	√			EIAO TM
Table 10.5	CM5 Control of night-time lighting.	Work site / During Construction Phase	Contractor		√			EIAO TM
Table 10.5	CM6 Erection of decorative screen hoarding compatible with the surrounding setting.	Work site / During Construction Phase	Contractor		√			EIAO TM
Operation Phase								
Table 10.6, Figure 10.5.1-10.5.5	OM1 Aesthetic design of buildings and road-related structures, including viaducts, vent buildings, subways, footbridges and noise barriers and enclosure.	Work site / During Design Stage and Operation Phases	HyD	√	√	√		ETWB TCW 2/2004
Table 10.6, Figure 10.5.1-10.5.5	OM3 Buffer Tree and Shrub Planting to screen proposed roads and associated structures.	Work site / During Design Stage and Operation Phases	HyD	√	√	√		ETWB TCW 2/2004
Table 10.6, Figure 10.5.1-10.5.5	OM5 Aesthetic streetscape design.	Work site / During Design Stage and Operation Phases	HyD	√	√	√		ETWB TCW 2/2004
Table 10.6, Figure 10.5.1-10.5.5	OM6 Aesthetic design of roadside amenity areas.	Work site / During Design Stage and Operation Phases	HyD	√	√	√		ETWB TCW 2/2004

*Des - Design, C - Construction, O - Operation, and Dec - Decommissioning



Appendix 4.1

Action and Limit Level



Action and Limit Level

Action and Limit Level for Noise Monitoring

Time Period	Action Level	Limit Level
07:00 – 19:00 hours on normal weekdays	When one documented complaint is received.	75 dB(A)/ 70 dB(A)/ 65 dB(A) ^{Note 1}

Note 1:

- 70dB(A) and 65 dB(A) for schools during normal teaching periods and school examination periods, respectively.
- If works are to be carried out during the restricted hours, the conditions stipulated in the Construction Noise Permit (CNP) issued by the Noise Control Authority have to be followed.

Action and Limit Level for Air Monitoring

Monitoring Location	1-hour TSP Level in $\mu\text{g}/\text{m}^3$		24-hour TSP Level in $\mu\text{g}/\text{m}^3$	
	Action Level	Limit Level	Action Level	Limit Level
CMA1b	320.1	500	176.7	260
CMA2a	323.4	500	169.5	260
CMA3a	311.3	500	171.0	260
CMA4a	312.5	500	171.2	260
CMA5a	332.0	500	181.0	260
MA1e	325.1	500	173.4	260
MA1w	325.1	500	173.4	260



Appendix 4.2

Copies of Calibration Certificates



Calibration Certificate

Certificate No. 33624

Page 1 of 4 Pages

Customer : Lam Geotechnics Limited

Address : 11/F, Centre Point, 181-185 Gloucester Road, Wanchai, Hong Kong.

Order No. : Q31494

Date of receipt : 30-May-13

Item Tested

Description : Digital Sound Level Meter

Manufacturer : B&K

Model : Type 2236

Serial No. : 2100736

Test Conditions

Date of Test : 3-Jun-13

Supply Voltage : --

Ambient Temperature : (23 ± 3)°C

Relative Humidity : (50 ± 25) %

Test Specifications

Calibration check.

Ref. Document/Procedure : Z01.

Test Results

All results were within the IEC 651 Type 1, IEC 804 Type 1 & IEC 1260 Class 1 specification.

The results are shown in the attached page(s).

Main Test equipment used:

<u>Equipment No.</u>	<u>Description</u>	<u>Cert. No.</u>	<u>Traceable to</u>
S017	Multi-Function Generator	C127181	SCL-HKSAR
S024	Sound Level Calibrator	30620	NIM-PRC & SCL-HKSAR

The values given in this Calibration Certificate only relate to the values measured at the time of the test and any uncertainties quoted will not include allowance for the equipment long term drift, variations with environmental changes, vibration and shock during transportation, overloading, mis-handling, or the capability of any other laboratory to repeat the measurement. Hong Kong Calibration Ltd. shall not be liable for any loss or damage resulting from the use of the equipment.

The test equipment used for calibration are traceable to International System of Units (SI).

The test results apply to the above Unit-Under-Test only

Calibrated by : 
Liam Wong

Approved by : 
Dorothy Cheuk

Date: 3-Jun-13

This Certificate is issued by:

Hong Kong Calibration Ltd.

Unit 8B, 24/F., Well Fung Industrial Centre, No. 58-76, Ta Chuen Ping Street, Kwai Chung, NT, Hong Kong.

Tel: 2425 8801 Fax: 2425 8646



Calibration Certificate

Certificate No. 33624

Page 2 of 4 Pages

Results :

1. SPL Accuracy

UUT Setting				Applied Value (dB)	UUT Reading (dB)
Range	Parameter	Frequency Wt.	Freq. Response		
20 - 100	SPL	dBA	F	94.0	93.8
			S		93.8
		dBC	F		93.8
		dBL	F		93.9
		1 kHz	F		93.8
40 - 120	SPL	dBA	F	94.0	93.9
		1 kHz	F		93.9
	SPL	dBA	F	114.0	113.8
			S		113.8
		dBC	F		113.9
		dBL	F		113.9
1 kHz	F	113.8			

IEC 651 Type 1 Spec. : ± 0.7 dB

Uncertainty : ± 0.1 dB

2. Level Stability : 0.0 dB

IEC 651 Type 1 Spec. : ± 0.3 dB

Uncertainty : ± 0.1 dB

3. Linearity

3.1 Level Linearity

UUT Range (dB)	Applied Value (dB)	UUT Reading (dB)	Variation (dB)	IEC 651 Type 1 Spec. (Primary Indicator Range)
140	114.0	113.9	0.0	± 0.7 dB
130	104.0	103.9	0.0	
120	94.0	93.9 (Ref.)	--	
110	84.0	83.9	0.0	
100	74.0	73.9	0.0	
100	64.0	63.9	0.0	
100	54.0	53.9	0.0	

Uncertainty : ± 0.1 dB



Calibration Certificate

Certificate No. 33624

Page 3 of 4 Pages

3.2 Differential level linearity

UUT Range (dB)	Applied Value (dB)	UUT Reading (dB)	Variation (dB)	IEC 651 Type 1 Spec.
120	84.0	83.9	0.0	± 0.4 dB
	94.0	93.9 (Ref.)	- -	
	95.0	94.9	0.0	± 0.2 dB

Uncertainty : ± 0.1 dB

4. Frequency Weighting

A weighting

Frequency	Attenuation (dB)	IEC 651 Type 1 Spec.
31.5 Hz	-39.6	- 39.4 dB, ± 1.5 dB
63 Hz	-26.4	- 26.2 dB, ± 1.5 dB
125 Hz	-16.3	- 16.1 dB, ± 1 dB
250 Hz	-8.8	- 8.6 dB, ± 1 dB
500 Hz	-3.3	- 3.2 dB, ± 1 dB
1 kHz	0.0 (Ref)	0 dB, ± 1 dB
2 kHz	+1.2	+ 1.2 dB, ± 1 dB
4 kHz	+0.9	+ 1.0 dB, ± 1 dB
8 kHz	-1.2	- 1.1 dB, + 1.5 dB ~ -3 dB
16 kHz	-6.8	- 6.6 dB, + 3 dB ~ -∞

Uncertainty : ± 0.1 dB

5. Time Averaging

Applied Burst duty Factor	Applied Leq Value (dB)	UUT Reading (dB)	IEC 804 Type 1 Spec.
continuous	40.0	40.0	--
1/10	40.0	39.9	± 0.5 dB
1/10 ²	40.0	39.8	
1/10 ³	40.0	39.7	± 1.0 dB
1/10 ⁴	40.0	39.5	

Uncertainty : ± 0.1 dB



Calibration Certificate

Certificate No. 33624

Page 4 of 4 Pages

6. Filter Response

Filter Setting	Attenuation (dB)	IEC 1260 Class 1 Spec.
125 Hz	-63.6	< - 61
250 Hz	-44.8	< - 42
500 Hz	-21.0	< - 17.5
707 Hz	-3.7	- 2 ~ - 5
1 kHz (Ref.)	0.0 (Ref.)	--
1.414 kHz	-4.1	- 2 ~ - 5
2 kHz	-21.4	< - 17.5
4 kHz	-45.0	< - 42
8 kHz	-63.9	< - 61

Uncertainty : ± 0.2 dB

Remark : 1. UUT : Unit-Under-Test

2. The uncertainty claimed is for a confidence probability of not less than 95%.

3. Atmospheric Pressure : 996 hPa

4. The UUT was adjusted with the laboratory's sound calibrator at the reference sound pressure level before the calibration.

----- END -----



Calibration Certificate

Certificate No. **34228**

Page 1 of 2 Pages

Customer : Lam Geotechnics Limited

Address : 11/F, Centre Point, 181-185 Gloucester Road, Wanchai, Hong Kong.

Order No. : Q31610

Date of receipt : 21-Jun-13

Item Tested

Description : Sound Level Calibrator

Manufacturer : Rion

Model : NC-73

Serial No. : 10707358

Test Conditions

Date of Test : 25-Jun-13

Supply Voltage : --

Ambient Temperature : (23 ± 3)°C

Relative Humidity : (50 ± 25) %

Test Specifications

Calibration check.

Ref. Document/Procedure : F21, Z02.

Test Results

All results were within the manufacturer's specification.


The results are shown in the attached page(s).


Main Test equipment used:

<u>Equipment No.</u>	<u>Description</u>	<u>Cert. No.</u>	<u>Traceable to</u>
S014	Spectrum Analyzer	30259	NIM-PRC & SCL-HKSAR
S024	Sound Level Calibrator	30620	NIM-PRC & SCL-HKSAR
S041	Universal Counter	28347	SCL-HKSAR
S206	Sound Level Meter	30655	SCL-HKSAR

The values given in this Calibration Certificate only relate to the values measured at the time of the test and any uncertainties quoted will not include allowance for the equipment long term drift, variations with environmental changes, vibration and shock during transportation, overloading, mis-handling, or the capability of any other laboratory to repeat the measurement. Hong Kong Calibration Ltd. shall not be liable for any loss or damage resulting from the use of the equipment.

The test equipment used for calibration are traceable to International System of Units (SI).
The test results apply to the above Unit-Under-Test only

Calibrated by : 
Liam Wong

Approved by : 
Dorothy Cheuk

Date: 25-Jun-13

This Certificate is issued by:
Hong Kong Calibration Ltd.
Unit 8B, 24/F., Well Fung Industrial Centre, No. 58-76, Ta Chuen Ping Street, Kwai Chung, NT, Hong Kong.
Tel: 2425 8801 Fax: 2425 8646

The copyright of this certificate is owned by Hong Kong Calibration Ltd.. It may not be reproduced except in full.



Calibration Certificate

Certificate No. 34228

Page 2 of 2 Pages

Results :

1. Level Accuracy (at 1 kHz)

UUT Nominal Value	Measured Value	Mfr's Spec.
94 dB	93.88 dB	± 1 dB

Uncertainty : ± 0.2 dB

2. Frequency Accuracy

UUT Nominal Value	Measured Value	Mfr's Spec.
1 kHz	0.995 kHz	± 2 %

Uncertainty : ± 0.1 %

3. Level Stability : 0.0 dB

Uncertainty : ± 0.01 dB

4. Total Harmonic Distortion : < 0.2 %

Mfr's Spec. : < 3 %

Uncertainty : ± 2.3 % of reading

Remark : 1. UUT : Unit-Under-Test

2. The uncertainty claimed is for a confidence probability of not less than 95%.

3. The above measured values were the mean of 3 measurements.

4. Atmospheric Pressure : 999 hPa

----- END -----



TISCH ENVIRONMENTAL, INC.
 145 SOUTH MIAMI AVE.
 VILLAGE OF CLEVELAND, OH 45002
 513.467.9000
 877.263.7610 TOLL FREE
 513.467.9009 FAX
 WWW.TISCH-ENV.COM

AIR POLLUTION MONITORING EQUIPMENT
 ORIFICE TRANSFER STANDARD CERTIFICATION WORKSHEET TE-5025A

Date - Jul 15, 2013 Roots-meter S/N 0438320 Ta (K) - 300
 Operator Tisch Orifice I.D. - 0005 Pa (mm) - 759.46

PLATE OR Run #	VOLUME START (m3)	VOLUME STOP (m3)	DIFF VOLUME (m3)	DIFF TIME (min)	METER	ORFICE
					DIFF Hg (mm)	DIFF H2O (in.)
1	NA	NA	1.00	1.3910	3.2	2.00
2	NA	NA	1.00	0.9830	6.4	4.00
3	NA	NA	1.00	0.8800	7.9	5.00
4	NA	NA	1.00	0.8380	8.8	5.50
5	NA	NA	1.00	0.6930	12.7	8.00

DATA TABULATION

Vstd	(x axis) Qstd	(y axis)	Va	(x axis) Qa	(y axis)
0.9884	0.7106	1.4090	0.9958	0.7159	0.8888
0.9843	1.0013	1.9926	0.9916	1.0087	1.2570
0.9822	1.1161	2.2278	0.9895	1.1244	1.4054
0.9811	1.1708	2.3365	0.9884	1.1795	1.4740
0.9760	1.4084	2.8180	0.9832	1.4188	1.7777
Qstd slope (m) = 2.01968			Qa slope (m) = 1.26469		
intercept (b) = -0.02746			intercept (b) = -0.01732		
coefficient (r) = 0.99999			coefficient (r) = 0.99999		
y axis = $\text{SQRT}[\text{H}_2\text{O}(\text{Pa}/760)(298/\text{Ta})]$			y axis = $\text{SQRT}[\text{H}_2\text{O}(\text{Ta}/\text{Pa})]$		

CALCULATIONS

$$\text{Vstd} = \text{Diff. Vol} [(\text{Pa} - \text{Diff. Hg}) / 760] (298 / \text{Ta})$$

$$\text{Qstd} = \text{Vstd} / \text{Time}$$

$$\text{Va} = \text{Diff Vol} [(\text{Pa} - \text{Diff Hg}) / \text{Pa}]$$

$$\text{Qa} = \text{Va} / \text{Time}$$

For subsequent flow rate calculations:

$$\text{Qstd} = 1/m \{ [\text{SQRT}(\text{H}_2\text{O}(\text{Pa}/760)(298/\text{Ta}))] - b \}$$

$$\text{Qa} = 1/m \{ [\text{SQRT}(\text{H}_2\text{O}(\text{Ta}/\text{Pa}))] - b \}$$



Lam Geotechnics Limited

Calibration Data for High Volume Sampler (TSP Sampler)

Location : CMA1b Calibration Date : 16-Sep-13
 Equipment no. : EL452 Calibration Due Date : 16-Nov-13

CALIBRATION OF CONTINUOUS FLOW RECORDER

Ambient Condition			
Temperature, T _a	304	Kelvin	Pressure, P _a
			1008 mmHg

Orifice Transfer Standard Information			
Equipment No.	EL086	Slope, m _c	2.01968
		Intercept, b _c	-0.02746
Last Calibration Date	15-Jul-13	$(H \times P_a / 1013.3 \times 298 / T_a)^{1/2}$ $= m_c \times Q_{std} + b_c$	
Next Calibration Date	15-Jul-14		

Calibration of RSP						
Calibration Point	Manometer Reading			Q _{std} (m ³ / min.) X-axis	Continuous Flow Recorder, W (CFM)	IC (W(P _a /1013.3x298/T _a) ^{1/2} /35.31) Y-axis
	(up)	(down)	(difference)			
1	6.1	6.1	12.2	1.7214	61	60.2369
2	5.1	5.1	10.2	1.5751	52	51.3495
3	4.1	4.1	8.2	1.4137	45	44.4370
4	2.5	2.5	5.0	1.1069	31	30.6122
5	1.5	1.5	3.0	0.8605	20	19.7498

By Linear Regression of Y on X

Slope, m = 46.1726 Intercept, b = -20.3866
 Correlation Coefficient* = 0.9987
 Calibration Accepted = Yes/No**

* if Correlation Coefficient < 0.990, check and recalibration again.

** Delete as appropriate.

Remarks : _____

Calibrated by : Sam Checked by : Derek Lo
 Date : 16-Sep-13 Date : 16-Sep-13



Lam Geotechnics Limited

Calibration Data for High Volume Sampler (TSP Sampler)

Location : CMA2a Calibration Date : 16-Sep-13
 Equipment no. : EL449 Calibration Due Date : 16-Nov-13

CALIBRATION OF CONTINUOUS FLOW RECORDER

Ambient Condition			
Temperature, T _a	304	Kelvin	Pressure, P _a
			1008 mmHg

Orifice Transfer Standard Information			
Equipment No.	EL086	Slope, m _c	2.01968
		Intercept, b _c	-0.02746
Last Calibration Date	15-Jul-13	$\left(H \times P_a / 1013.3 \times 298 / T_a \right)^{1/2}$ $= m_c \times Q_{std} + b_c$	
Next Calibration Date	15-Jul-14		

Calibration of RSP						
Calibration Point	Manometer Reading			Q _{std} (m ³ / min.) X-axis	Continuous Flow Recorder, W (CFM)	IC (W(P _a /1013.3x298/T _a) ^{1/2} /35.31) Y-axis
	(up)	(down)	(difference)			
1	6.1	6.1	12.2	1.7214	58	57.2744
2	5.1	5.1	10.2	1.5751	50	49.3745
3	4.2	4.2	8.4	1.4307	43	42.4621
4	2.5	2.5	5.0	1.1069	28	27.6497
5	1.4	1.4	2.8	0.8317	16	15.7998

By Linear Regression of Y on X

Slope, m = 46.3065 Intercept, b = -23.2217
 Correlation Coefficient* = 0.9993
 Calibration Accepted = Yes/No**

* if Correlation Coefficient < 0.990, check and recalibration again.

** Delete as appropriate.

Remarks : _____

Calibrated by : Sam Checked by : Derek Lo
 Date : 16-Sep-13 Date : 16-Sep-13



Lam Geotechnics Limited

Calibration Data for High Volume Sampler (TSP Sampler)

Location : CMA3a
 Equipment no. : EL333

Calibration Date : 22-Aug-13
 Calibration Due Date : 22-Oct-13

CALIBRATION OF CONTINUOUS FLOW RECORDER

Ambient Condition			
Temperature, T _a	305	Kelvin	Pressure, P _a
			1010 mmHg

Orifice Transfer Standard Information					
Equipment No.	EL086	Slope, m _c	2.01968	Intercept, b _c	-0.02746
Last Calibration Date	15-Jul-13	$\left(H \times P_a / 1013.3 \times 298 / T_a \right)^{1/2}$ $= m_c \times Q_{std} + b_c$			
Next Calibration Date	15-Jul-14				

Calibration of RSP						
Calibration Point	Manometer Reading			Q _{std} (m ³ / min.) X-axis	Continuous Flow Recorder, W (CFM)	IC (W(P _a /1013.3x298/T _a) ^{1/2} /35.31) Y-axis
	(up)	(down)	(difference)			
1	5.8	5.8	11.6	1.6778	58	57.2371
2	4.8	4.8	9.6	1.5275	49	48.3555
3	4.0	4.0	8.0	1.3956	42	41.4476
4	2.4	2.4	4.8	1.0841	25	24.6712
5	1.6	1.6	3.2	0.8877	14	13.8159

By Linear Regression of Y on X

Slope, m = 54.5515 Intercept, b = -34.6041
 Correlation Coefficient* = 0.9999
 Calibration Accepted = Yes/No**

* if Correlation Coefficient < 0.990, check and recalibration again.

** Delete as appropriate.

Remarks : _____

Calibrated by : Henry
 Date : 22-Aug-13

Checked by : Derek Lo
 Date : 22-Aug-13



Lam Geotechnics Limited

Calibration Data for High Volume Sampler (TSP Sampler)

Location : CMA3a
 Equipment no. : EL333

Calibration Date : 18-Oct-13
 Calibration Due Date : 18-Dec-13

CALIBRATION OF CONTINUOUS FLOW RECORDER

Ambient Condition			
Temperature, T _a	302	Kelvin	Pressure, P _a
			1010 mmHg

Orifice Transfer Standard Information					
Equipment No.	EL086	Slope, m _c	2.01968	Intercept, b _c	-0.02746
Last Calibration Date	15-Jul-13	$(H \times P_a / 1013.3 \times 298 / T_a)^{1/2}$ $= m_c \times Q_{std} + b_c$			
Next Calibration Date	15-Jul-14				

Calibration of RSP						
Calibration Point	Manometer Reading			Q _{std} (m ³ / min.) X-axis	Continuous Flow Recorder, W (CFM)	IC (W(P _a /1013.3x298/T _a) ^{1/2} /35.31) Y-axis
	(up)	(down)	(difference)			
1	6.0	6.0	12.0	1.7146	60	59.5042
2	4.9	4.9	9.8	1.5508	51	50.5786
3	4.0	4.0	8.0	1.4025	42	41.6529
4	2.5	2.5	5.0	1.1116	26	25.7852
5	1.6	1.6	3.2	0.8920	15	14.8760

By Linear Regression of Y on X

Slope, m = 54.5984 Intercept, b = -34.3703

Correlation Coefficient* = 0.9996

Calibration Accepted = Yes/No**

* if Correlation Coefficient < 0.990, check and recalibration again.

** Delete as appropriate.

Remarks : _____

Calibrated by : Henry
 Date : 18-Oct-13

Checked by : Derek Lo
 Date : 18-Oct-13



Lam Geotechnics Limited

Calibration Data for High Volume Sampler (TSP Sampler)

Location : CMA4a Calibration Date : 16-Sep-13
 Equipment no. : EL390 Calibration Due Date : 16-Nov-13

CALIBRATION OF CONTINUOUS FLOW RECORDER

Ambient Condition			
Temperature, T _a	304	Kelvin	Pressure, P _a
			1008 mmHg

Orifice Transfer Standard Information			
Equipment No.	EL086	Slope, m _c	2.01968
		Intercept, b _c	-0.02746
Last Calibration Date	15-Jul-13	$\left(H \times P_a / 1013.3 \times 298 / T_a \right)^{1/2}$ $= m_c \times Q_{std} + b_c$	
Next Calibration Date	15-Jul-14		

Calibration of RSP						
Calibration Point	Manometer Reading			Q _{std} (m ³ / min.) X-axis	Continuous Flow Recorder, W (CFM)	IC (W(P _a /1013.3x298/T _a) ^{1/2} /35.31) Y-axis
	(up)	(down)	(difference)			
1	6.2	6.2	12.4	1.7353	62	61.2244
2	5.1	5.1	10.2	1.5751	52	51.3495
3	4.1	4.1	8.2	1.4137	44	43.4495
4	2.5	2.5	5.0	1.1069	29	28.6372
5	1.6	1.6	3.2	0.8882	17	16.7873

By Linear Regression of Y on X

Slope, m = 51.4211 Intercept, b = -28.8125
 Correlation Coefficient* = 0.9993
 Calibration Accepted = Yes/No**

* if Correlation Coefficient < 0.990, check and recalibration again.

** Delete as appropriate.

Remarks : _____

Calibrated by : Sam Checked by : Derek Lo
 Date : 16-Sep-13 Date : 16-Sep-13



Lam Geotechnics Limited

Calibration Data for High Volume Sampler (TSP Sampler)

Location : CMA5a Calibration Date : 16-Sep-13
 Equipment no. : EL380 Calibration Due Date : 16-Nov-13

CALIBRATION OF CONTINUOUS FLOW RECORDER

Ambient Condition			
Temperature, T _a	304	Kelvin	Pressure, P _a
			1008 mmHg

Orifice Transfer Standard Information			
Equipment No.	EL086	Slope, m _c	2.01968
		Intercept, b _c	-0.02746
Last Calibration Date	15-Jul-13	$\left(H \times P_a / 1013.3 \times 298 / T_a \right)^{1/2}$ $= m_c \times Q_{std} + b_c$	
Next Calibration Date	15-Jul-14		

Calibration of RSP						
Calibration Point	Manometer Reading			Q _{std} (m ³ / min.) X-axis	Continuous Flow Recorder, W (CFM)	IC (W(P _a /1013.3x298/T _a) ^{1/2} /35.31) Y-axis
	(up)	(down)	(difference)			
1	6.1	6.1	12.2	1.7214	61	60.2369
2	5.1	5.1	10.2	1.5751	53	52.3370
3	4.1	4.1	8.2	1.4137	45	44.4370
4	2.4	2.4	4.8	1.0848	30	29.6247
5	1.5	1.5	3.0	0.8605	20	19.7498

By Linear Regression of Y on X

Slope, m = 46.6426 Intercept, b = -20.8083
 Correlation Coefficient* = 0.9994
 Calibration Accepted = Yes/No**

* if Correlation Coefficient < 0.990, check and recalibration again.

** Delete as appropriate.

Remarks : _____

Calibrated by : Sam Checked by : Derek Lo
 Date : 16-Sep-13 Date : 16-Sep-13



Lam Geotechnics Limited

Calibration Data for High Volume Sampler (TSP Sampler)

Location : MA1e Calibration Date : 16-Sep-13
 Equipment no. : EL455 Calibration Due Date : 16-Nov-13

CALIBRATION OF CONTINUOUS FLOW RECORDER

Ambient Condition			
Temperature, T _a	304	Kelvin	Pressure, P _a
			1008 mmHg

Orifice Transfer Standard Information			
Equipment No.	EL086	Slope, m _c	2.01968
		Intercept, b _c	-0.02746
Last Calibration Date	15-Jul-13	$\left(H \times P_a / 1013.3 \times 298 / T_a \right)^{1/2}$ $= m_c \times Q_{std} + b_c$	
Next Calibration Date	15-Jul-14		

Calibration of RSP						
Calibration Point	Manometer Reading			Q _{std} (m ³ / min.) X-axis	Continuous Flow Recorder, W (CFM)	IC (W(P _a /1013.3x298/T _a) ^{1/2} /35.31) Y-axis
	(up)	(down)	(difference)			
1	6.1	6.1	12.2	1.7214	62	61.2244
2	5.1	5.1	10.2	1.5751	53	52.3370
3	4.1	4.1	8.2	1.4137	44	43.4495
4	2.7	2.7	5.4	1.1498	30	29.6247
5	1.9	1.9	3.8	0.9667	21	20.7373

By Linear Regression of Y on X

Slope, m = 53.4418 Intercept, b = -31.4912
 Correlation Coefficient* = 0.9993
 Calibration Accepted = Yes/No**

* if Correlation Coefficient < 0.990, check and recalibration again.

** Delete as appropriate.

Remarks : _____

Calibrated by : Sam Checked by : Derek Lo
 Date : 16-Sep-13 Date : 16-Sep-13



Lam Geotechnics Limited

Calibration Data for High Volume Sampler (TSP Sampler)

Location : MA1w Calibration Date : 16-Sep-13
 Equipment no. : EL080 Calibration Due Date : 16-Nov-13

CALIBRATION OF CONTINUOUS FLOW RECORDER

Ambient Condition			
Temperature, T _a	304	Kelvin	Pressure, P _a
			1008 mmHg

Orifice Transfer Standard Information			
Equipment No.	EL086	Slope, m _c	2.01968
		Intercept, b _c	-0.02746
Last Calibration Date	15-Jul-13	$\left(H \times P_a / 1013.3 \times 298 / T_a \right)^{1/2}$ $= m_c \times Q_{std} + b_c$	
Next Calibration Date	15-Jul-14		

Calibration of RSP						
Calibration Point	Manometer Reading			Q _{std} (m ³ / min.) X-axis	Continuous Flow Recorder, W (CFM)	IC (W(P _a /1013.3x298/T _a) ^{1/2} /35.31) Y-axis
	(up)	(down)	(difference)			
1	6.1	6.1	12.2	1.7214	61	60.2369
2	5.1	5.1	10.2	1.5751	53	52.3370
3	4.2	4.2	8.4	1.4307	45	44.4370
4	2.5	2.5	5.0	1.1069	29	28.6372
5	1.4	1.4	2.8	0.8317	16	15.7998

By Linear Regression of Y on X

Slope, m = 49.8280 Intercept, b = -26.1389
 Correlation Coefficient* = 0.9995
 Calibration Accepted = Yes/No**

* if Correlation Coefficient < 0.990, check and recalibration again.

** Delete as appropriate.

Remarks : _____

Calibrated by : Sam Checked by : Derek Lo
 Date : 16-Sep-13 Date : 16-Sep-13



Appendix 5.1

Monitoring Schedules for Reporting Month and Coming Reporting Month

**Wan Chai Development Phase II and Central-Wan Chai Bypass
Sampling, Field Measurement and Testing Works (Stage 2)**

**Environmental Monitoring Schedule
October 2013**

Sunday	Monday	Tuesday	Wednesday	Thursday	Friday	Saturday
						28-Sep
						24hr TSP
29-Sep	30-Sep	1-Oct	2-Oct	3-Oct	4-Oct	5-Oct
	1hr TSP		Noise (Daytime) (M8)	Noise (Daytime) (M1a,M2b,M3a,M4b,M5b, M6, M7e,M7W)	24hr TSP	1hr TSP
6-Oct	7-Oct	8-Oct	9-Oct	10-Oct	11-Oct	12-Oct
	Noise (Daytime) (M7e,M7w,M8)	Noise (Daytime) (M1a,M2b,M3a,M4b, ,M5b,M6)		24hr TSP	1hr TSP	
13-Oct	14-Oct	15-Oct	16-Oct	17-Oct	18-Oct	19-Oct
		Noise (Daytime) (M8)	24hr TSP Noise (Daytime) (M1a,M2b,M3a,M4b,M5 b, M6, M7e,M7W)	24hr TSP(CMA3a) 1hr TSP		
20-Oct	21-Oct	22-Oct	23-Oct	24-Oct	25-Oct	26-Oct
	Noise (Daytime) (M7e,M7w,M8)	24hr TSP Noise (Daytime) (M1a,M2b,M3a,M4b, ,M5b,M6)	1hr TSP			
27-Oct						

**Wan Chai Development Phase II and Central-Wan Chai Bypass
Sampling, Field Measurement and Testing Works (Stage 2)**

**Tentative Environmental Monitoring Schedule
November 2013**

Sunday	Monday	Tuesday	Wednesday	Thursday	Friday	Saturday
27-Oct	28-Oct	29-Oct	30-Oct	31-Oct	1-Nov	2-Nov
	24hr TSP Noise (Daytime)	1hr TSP Noise (Daytime)				24hr TSP
3-Nov	4-Nov	5-Nov	6-Nov	7-Nov	8-Nov	9-Nov
	1hr TSP	Noise (Daytime)	Noise (Daytime)		24hr TSP	1hr TSP
10-Nov	11-Nov	12-Nov	13-Nov	14-Nov	15-Nov	16-Nov
	Noise (Daytime)	Noise (Daytime)		24hr TSP	1hr TSP	
17-Nov	18-Nov	19-Nov	20-Nov	21-Nov	22-Nov	23-Nov
	Noise (Daytime)		24hr TSP Noise (Daytime)	1hr TSP		
24-Nov	25-Nov	26-Nov	27-Nov			
	Noise (Daytime)	24hr TSP Noise (Daytime)	1hr TSP			



Appendix 5.2

Noise Monitoring Results and Graphical Presentations



Noise Monitoring Result

Day Time (0700 - 1900hrs on normal weekdays)

Location: M1a - Harbour Road Sports Centre

Date	Time	Weather	Measurement Noise Level			Baseline Level	Construction Noise Level	Limit Level
			Leq	L10	L90	Leq	Leq	Leq
Unit: dB(A), (30-min)								
03/10/13	9:45	Fine	74.0	76.5	70.0	72	69	75
08/10/13	10:00	Fine	73.1	75.5	67.0	72	66	75
16/10/13	9:45	Fine	73.6	76.5	68.5	72	68	75
22/10/13	9:30	Fine	73.6	76.0	68.5	72	68	75

Location: M2b - Noon-day gun area

Date	Time	Weather	Measurement Noise Level			Baseline Level	Construction Noise Level	Limit Level
			Leq	L10	L90	Leq	Leq	Leq
Unit: dB(A), (30-min)								
03/10/13	10:25	Fine	69.5	71.0	67.0	68	65	75
08/10/13	10:45	Fine	69.4	70.5	67.5	68	65	75
16/10/13	10:35	Fine	70.0	71.5	67.5	68	66	75
22/10/13	9:25	Fine	71.9	72.0	68.5	68	70	75

Location: M3a - Tung Lo Wan Fire Station

Date	Time	Weather	Measurement Noise Level			Baseline Level	Construction Noise Level	Limit Level
			Leq	L10	L90	Leq	Leq	Leq
Unit: dB(A), (30-min)								
03/10/13	13:00	Fine	66.0	67.5	63.5	69	66	75
08/10/13	11:25	Fine	66.1	67.0	64.5	69	66	75
16/10/13	10:15	Fine	70.0	72.9	65.5	69	64	75
22/10/13	10:00	Fine	66.4	68.0	64.5	69	66	75

Location: M4b - Victoria Centre

Date	Time	Weather	Measurement Noise Level			Baseline Noise Level	Construction Noise Level	Limit Level
			Leq	L10	L90	Leq	Leq	Leq
Unit: dB(A), (30min)								
03/10/13	13:45	Fine	69.1	70.5	67.0	67	64	75
08/10/13	13:00	Fine	68.4	69.5	66.5	67	62	75
16/10/13	13:00	Fine	69.8	71.5	67.0	67	66	75
22/10/13	10:45	Fine	69.5	71.0	67.0	67	65	75

Location: M5b - City Garden

Date	Time	Weather	Measurement Noise Level			Baseline Level	Construction Noise Level	Limit Level
			Leq	L10	L90	Leq	Leq	Leq
Unit: dB(A), (30min)								
03/10/13	14:29	Fine	70.6	71.3	68.5	68	67	75
08/10/13	13:50	Fine	69.9	71.0	67.5	68	65	75
16/10/13	13:44	Fine	74.9	76.5	72.5	68	74	75
22/10/13	11:25	Fine	72.5	74.8	68.0	68	71	75

Location: M6 - HK Baptist Church Henrietta Secondary School

Date	Time	Weather	Measurement Noise Level			Baseline Level	Construction Noise Level	Limit Level
			Leq	L10	L90	Leq	Leq	Leq
Unit: dB(A), (30-min)								
03/10/13	15:17	Fine	73.9	75.0	72.0	71	71	70
08/10/13	14:30	Fine	73.1	74.5	72.0	71	69	70
16/10/13	14:00	Fine	73.7	75.0	72.0	71	71	70
22/10/13	13:00	Fine	73.3	74.5	71.0	71	70	70



Noise Monitoring Result

Day Time (0700 - 1900hrs on normal weekdays)

Location: M7e - International Finance Centre (Eastern End of Podium) (Reference Station)

Date	Time	Weather	Measurement Noise Level			Baseline Level	Construction Noise Level	Limit Level
			Leq	L10	L90	Leq	Leq	Leq
Unit: dB(A), (30-min)								
03/10/13	8:50	Fine	71.7	73.0	69.5	67	70	N/A
07/10/13	9:35	Fine	73.4	74.5	69.0	67	72	N/A
16/10/13	8:50	Fine	75.2	76.5	72.0	67	75	N/A
21/10/13	10:10	Fine	75.1	77.0	70.0	67	74	N/A

Location: M7w - International Finance Centre (Western End of Podium)

Date	Time	Weather	Measurement Noise Level			Baseline Level	Construction Noise Level	Limit Level
			Leq	L10	L90	Leq	Leq	Leq
Unit: dB(A), (30-min)								
03/10/13	8:15	Fine	67.5	69.0	65.5	69	68	75
07/10/13	10:15	Fine	68.2	70.0	65.0	69	68	75
16/10/13	8:10	Fine	68.6	70.5	65.5	69	69	75
21/10/13	9:30	Fine	70.4	72.0	67.5	69	64	75

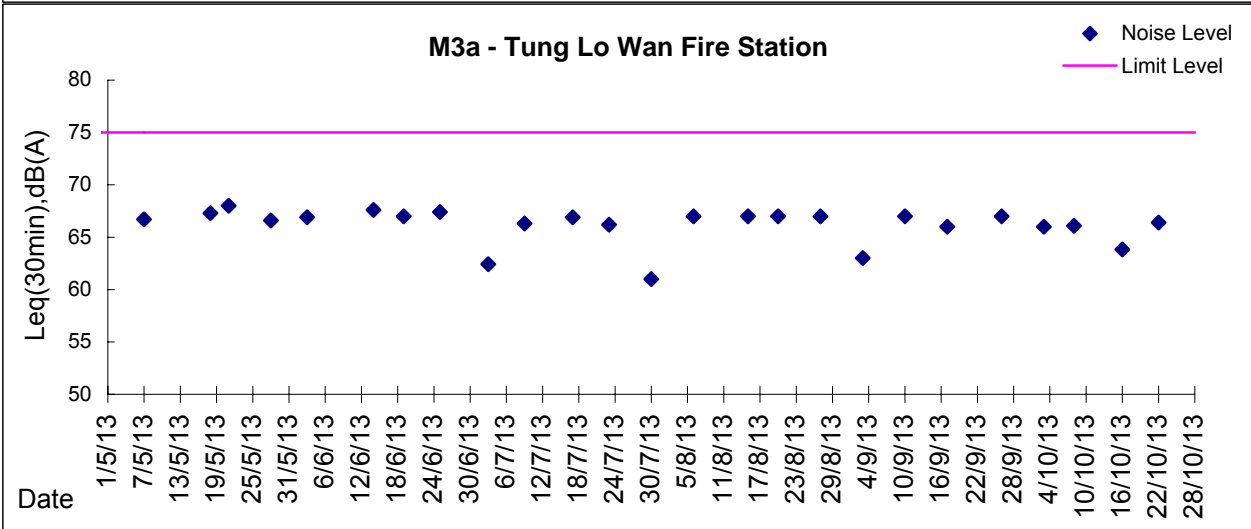
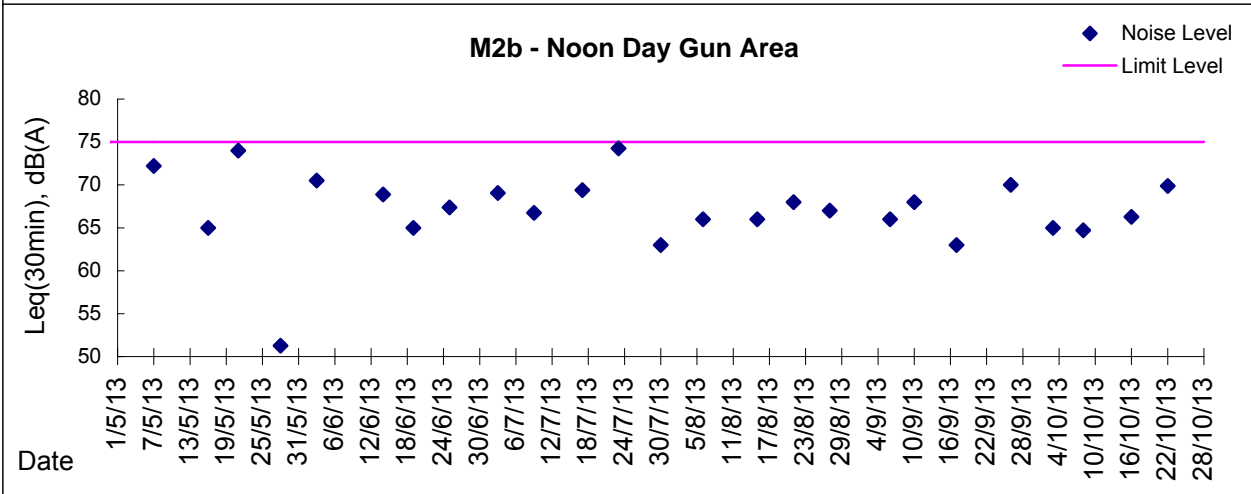
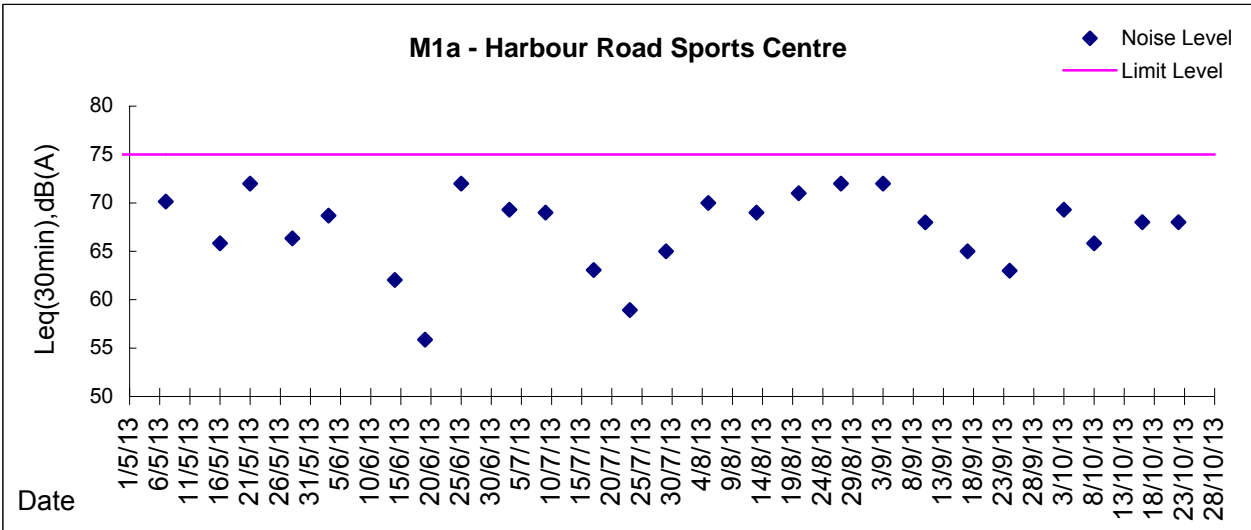
Location: M8 - City Hall

Date	Time	Weather	Measurement Noise Level			Baseline Level	Construction Noise Level	Limit Level
			Leq	L10	L90	Leq	Leq	Leq
Unit: dB(A), (30-min)								
02/10/13	16:59	Fine	63.1	64.5	61.0	64	63	70
07/10/13	10:55	Fine	62.5	66.0	57.0	64	63	70
15/10/13	10:00	Fine	60.4	62.5	57.0	64	60	70
21/10/13	10:55	Fine	60.4	62.5	57.5	64	60	70



Graphic Presentation of Noise Monitoring Result

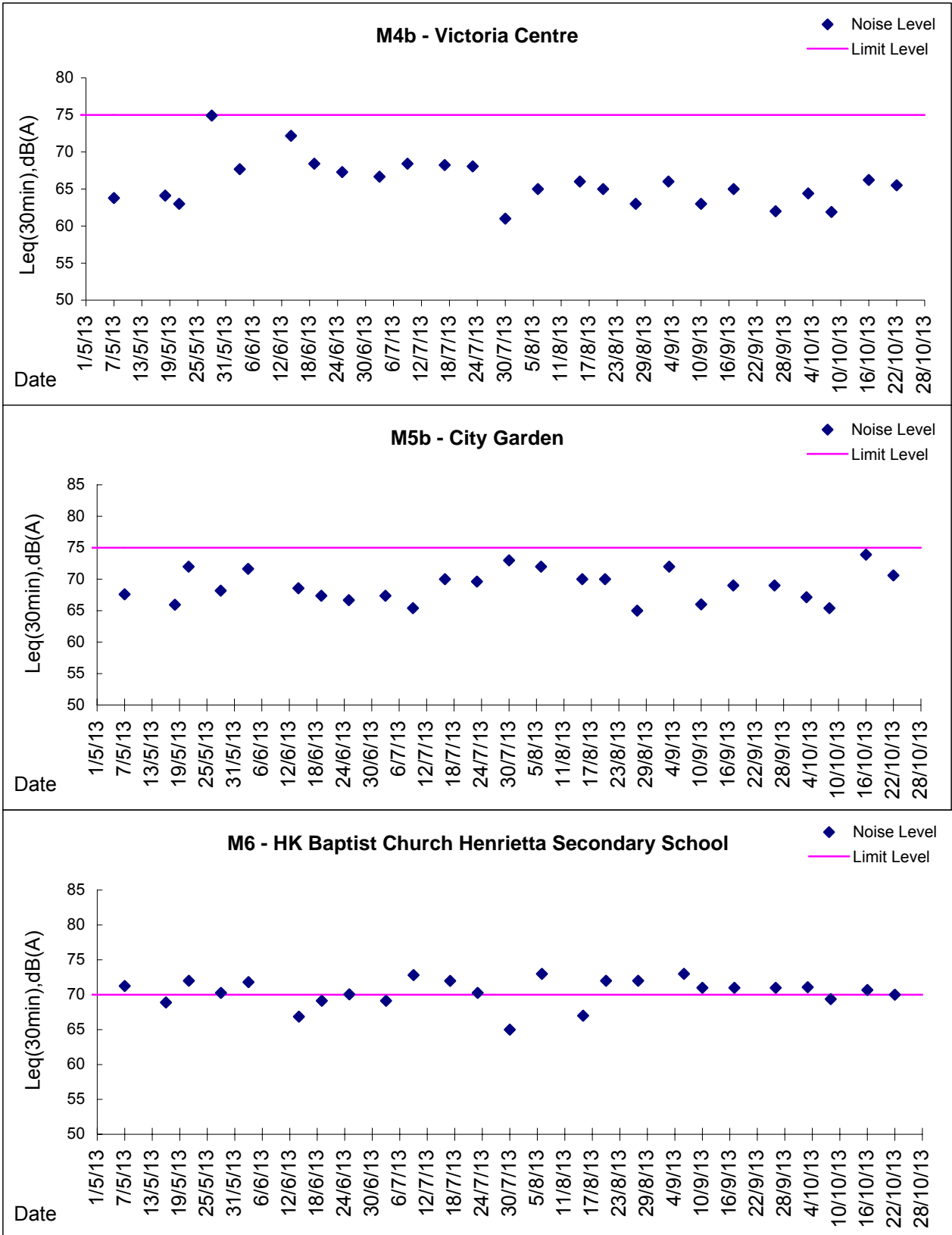
Day Time (0700 - 1900hrs on normal weekdays)





Graphic Presentation of Noise Monitoring Result

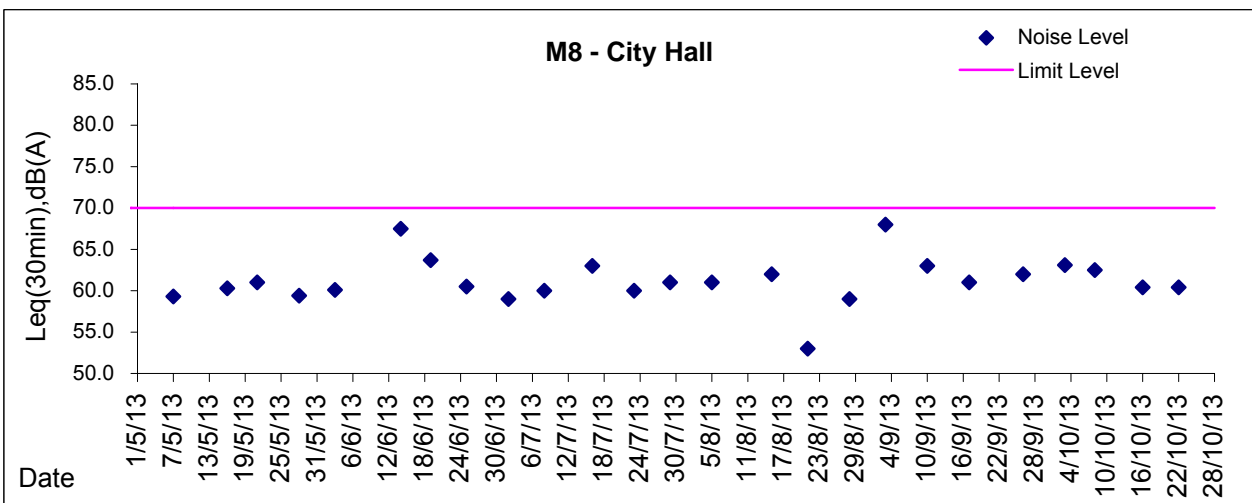
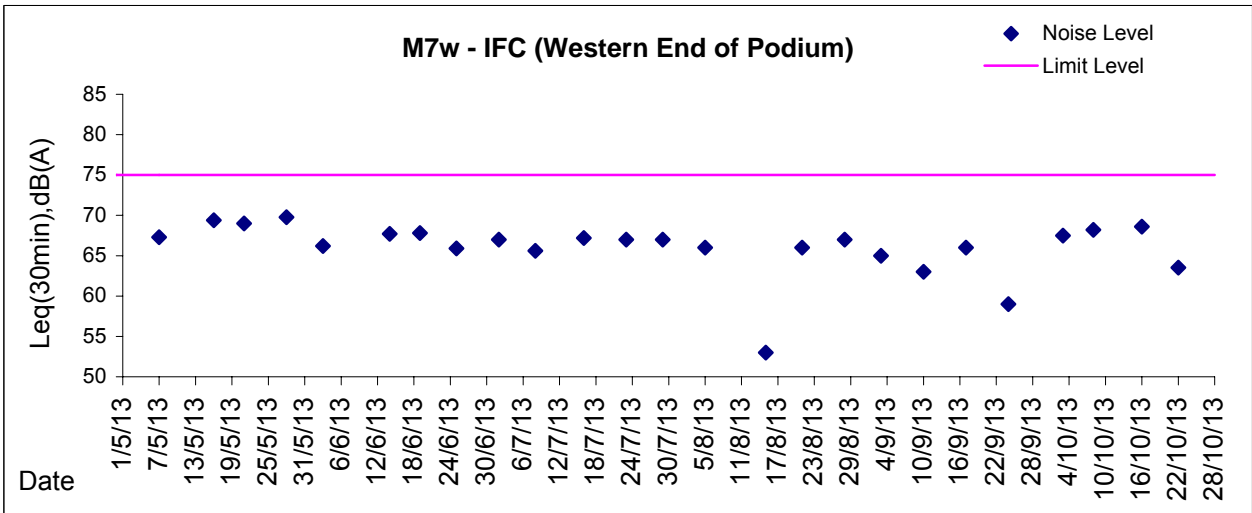
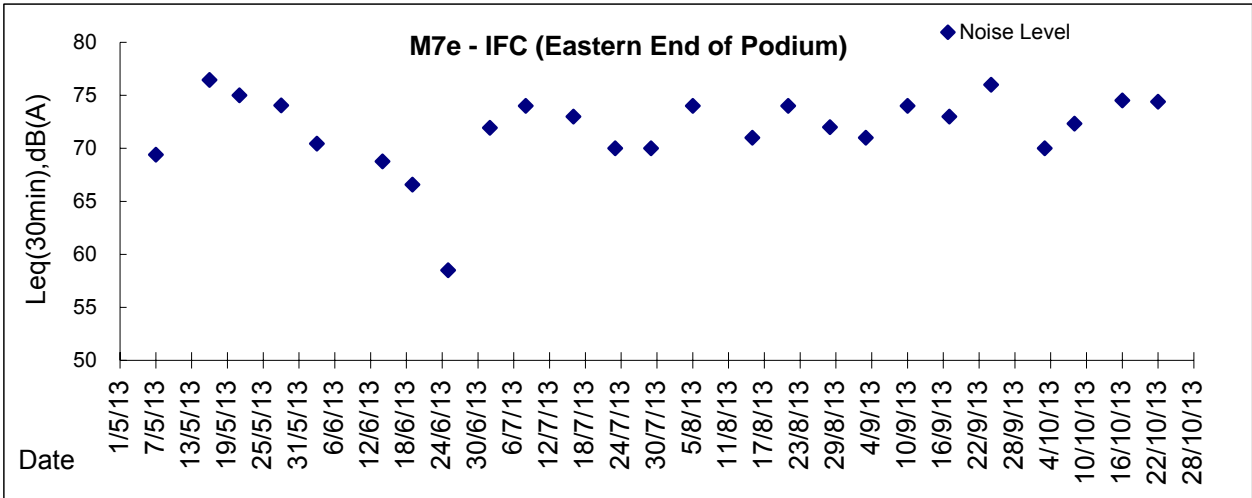
Day Time (0700 - 1900hrs on normal weekdays)





Graphic Presentation of Noise Monitoring Result

Day Time (0700 - 1900hrs on normal weekdays)



* Remark: M7e - IFC (Eastern End of Podium) is a reference monitoring station



Appendix 5.3

Air Quality Monitoring Results and Graphical Presentations



Location: CMA1b - Oil Street Site Office

Report on 24-hour TSP monitoring

Action Level ($\mu\text{g}/\text{m}^3$) - 176.7

Limit Level ($\mu\text{g}/\text{m}^3$) - 260

Date	Sampling Time	Weather Condition	Filter paper no.	Filter Weight, g		Elapse Time, hr		Sampling Time, hr	Flow Rate, m^3/min			Total Volume, m^3	TSP Level, $\mu\text{g}/\text{m}^3$
				Initial	Final	Initial	Final		Initial, Q_{si}	Final, Q_{sf}	Average		
28-Sep-13	8:00	Rainy	006835	2.6268	2.8266	3487.79	3511.79	24.00	1.35	1.35	1.35	1948	103
4-Oct-13	8:00	Fine	007163	2.6084	2.9105	3515.75	3539.75	24.00	1.27	1.27	1.27	1825	166
10-Oct-13	8:00	Fine	005391	2.8491	3.0169	3542.75	3566.75	24.00	1.33	1.33	1.33	1918	87
16-Oct-13	8:00	Cloudy	007209	2.6301	2.9657	3569.75	3593.75	24.00	1.44	1.44	1.44	2076	162
22-Oct-13	8:00	Fine	005917	2.6384	2.8367	3597.04	3621.04	24.00	1.27	1.27	1.27	1835	108

Report on 1-hour TSP monitoring

Action Level ($\mu\text{g}/\text{m}^3$) - 320.1

Limit Level ($\mu\text{g}/\text{m}^3$) - 500

Date	Sampling Time	Weather Condition	Filter paper no.	Filter Weight, g		Elapse Time, hr		Sampling Time, hr	Flow Rate, m^3/min			Total Volume, m^3	TSP Level, $\mu\text{g}/\text{m}^3$
				Initial	Final	Initial	Final		Initial, Q_{si}	Final, Q_{sf}	Average		
30-Sep-13	9:45	Cloudy	005412	2.8525	2.8662	3511.79	3512.79	1.00	1.23	1.31	1.27	76	179
30-Sep-13	10:49	Cloudy	005417	2.8133	2.8214	3512.79	3513.79	1.00	1.36	1.36	1.36	81	100
30-Sep-13	13:05	Cloudy	005419	2.8213	2.8265	3513.79	3514.79	1.00	1.31	1.31	1.31	79	66
5-Oct-13	8:06	Fine	005420	2.8200	2.8297	3539.75	3540.75	1.00	1.31	1.31	1.31	78	124
5-Oct-13	9:13	Fine	005422	2.8308	2.8402	3540.75	3541.75	1.00	1.31	1.31	1.31	78	120
5-Oct-13	10:23	Fine	005389	2.8359	2.8501	3541.75	3542.75	1.00	1.31	1.31	1.31	78	181
11-Oct-13	10:44	Fine	005913	2.6529	2.6697	3266.75	3267.75	1.00	1.35	1.35	1.35	81	207
11-Oct-13	13:20	Fine	005911	2.6426	2.6599	3267.75	3268.75	1.00	1.35	1.35	1.35	81	213
11-Oct-13	14:36	Fine	005381	2.8071	2.8188	3268.75	3269.75	1.00	1.35	1.35	1.35	81	144
17-Oct-13	8:15	Cloudy	005922	2.6262	2.6506	3593.75	3594.75	1.00	1.36	1.36	1.36	82	299
17-Oct-13	9:20	Cloudy	005923	2.6528	2.6710	3594.75	3595.75	1.00	1.36	1.36	1.36	82	223
17-Oct-13	10:30	Cloudy	005918	2.6582	2.6819	3595.75	3596.75	1.00	1.36	1.36	1.36	82	291
23-Oct-13	8:10	Fine	005383	2.8279	2.8464	3621.04	3622.04	1.00	1.40	1.40	1.40	84	220
23-Oct-13	9:23	Fine	005387	2.8433	2.8606	3622.04	3623.04	1.00	1.36	1.36	1.36	81	212
23-Oct-13	10:27	Fine	007211	2.6188	2.6345	3623.04	3624.04	1.00	1.36	1.36	1.36	81	193

Location: CMA2a - Causeway Bay Community Centre

Report on 24-hour TSP monitoring
Action Level ($\mu\text{g}/\text{m}^3$) - 169.5
Limit Level ($\mu\text{g}/\text{m}^3$) - 260

Date	Sampling Time	Weather Condition	Filter paper no.	Filter Weight, g		Elapse Time, hr		Sampling Time, hr	Flow Rate, m^3/min			Total Volume, m^3	TSP Level, $\mu\text{g}/\text{m}^3$
				Initial	Final	Initial	Final		Initial, Q_{si}	Final, Q_{sf}	Average		
28-Sep-13	8:00	Rainy	006834	2.6351	2.8300	13199.94	13223.94	24.00	1.41	1.41	1.41	2030	96
4-Oct-13	8:00	Fine	007164	2.6474	2.9435	13227.49	13251.49	24.00	1.37	1.37	1.37	1967	151
10-Oct-13	8:00	Fine	005392	2.8569	3.0256	13254.49	13278.49	24.00	1.37	1.37	1.37	1971	86
16-Oct-13	8:00	Cloudy	005407	2.8504	3.1163	13281.49	13305.49	24.00	1.41	1.42	1.42	2038	130
22-Oct-13	8:00	Fine	005916	2.6345	2.8991	13308.49	13332.49	24.00	1.42	1.41	1.42	2038	130

Report on 1-hour TSP monitoring
Action Level ($\mu\text{g}/\text{m}^3$) - 323.4
Limit Level ($\mu\text{g}/\text{m}^3$) - 500

Date	Sampling Time	Weather Condition	Filter paper no.	Filter Weight, g		Elapse Time, hr		Sampling Time, hr	Flow Rate, m^3/min			Total Volume, m^3	TSP Level, $\mu\text{g}/\text{m}^3$
				Initial	Final	Initial	Final		Initial, Q_{si}	Final, Q_{sf}	Average		
30-Sep-13	9:50	Cloudy	005413	2.8347	2.8485	13224.48	13225.48	1.00	1.41	1.41	1.41	85	163
30-Sep-13	10:59	Cloudy	005416	2.8299	2.8359	13225.48	13226.48	1.00	1.41	1.41	1.41	85	71
30-Sep-13	13:08	Cloudy	005418	2.8133	2.8176	13226.48	13227.48	1.00	1.39	1.39	1.39	84	51
5-Oct-13	8:05	Fine	005421	2.8388	2.8504	13251.49	13252.49	1.00	1.41	1.41	1.41	84	137
5-Oct-13	9:09	Fine	005424	2.8284	2.8397	13252.49	13253.49	1.00	1.41	1.41	1.41	84	134
5-Oct-13	10:12	Fine	005390	2.8364	2.8532	13253.49	13254.49	1.00	1.41	1.41	1.41	84	199
11-Oct-13	10:30	Fine	005902	2.6369	2.6539	13278.49	13279.49	1.00	1.39	1.39	1.39	83	204
11-Oct-13	13:03	Fine	005912	2.6387	2.6543	13279.49	13280.49	1.00	1.39	1.39	1.39	83	187
11-Oct-13	14:06	Fine	005402	2.8327	2.8477	13280.49	13281.49	1.00	1.39	1.39	1.39	83	180
17-Oct-13	8:05	Cloudy	005920	2.6684	2.6894	13305.49	13306.49	1.00	1.42	1.42	1.42	85	247
17-Oct-13	9:10	Cloudy	005921	2.6318	2.6462	13306.49	13307.49	1.00	1.38	1.38	1.38	83	175
17-Oct-13	10:15	Cloudy	005919	2.6802	2.7000	13307.49	13308.49	1.00	1.44	1.44	1.44	86	230
23-Oct-13	8:02	Fine	005382	2.8284	2.8409	13332.49	13333.49	1.00	1.58	1.58	1.58	95	132
23-Oct-13	9:04	Fine	005386	2.8250	2.8450	13333.49	13334.49	1.00	1.50	1.50	1.50	90	223
23-Oct-13	10:10	Fine	005388	2.8446	2.8631	13334.49	13335.49	1.00	1.50	1.50	1.50	90	206



Location: CMA3a - CWB PRE Site Office Area

Report on 24-hour TSP monitoring
 Action Level ($\mu\text{g}/\text{m}^3$) - 171
 Limit Level ($\mu\text{g}/\text{m}^3$) - 260

Date	Sampling Time	Weather Condition	Filter paper no.	Filter Weight, g		Elapse Time, hr		Sampling Time, hr	Flow Rate, m^3/min			Total Volume, m^3	TSP Level, $\mu\text{g}/\text{m}^3$
				Initial	Final	Initial	Final		Initial, Q_{si}	Final, Q_{sf}	Average		
28-Sep-13	8:00	Rainy	006832	2.6332	2.8573	458.04	482.04	24.00	1.41	1.41	1.41	2024	111
4-Oct-13	8:00	Fine	005506	2.8116	3.1378	565.19	589.19	24.00	1.40	1.40	1.40	2020	161
10-Oct-13	8:00	Fine	005354	2.8541	3.1426	648.21	672.21	24.00	1.34	1.33	1.34	1923	150
17-Oct-13	13:00	Cloudy	005513	2.8350	3.0689	678.21	702.21	24.00	1.37	1.38	1.38	1980	118
22-Oct-13	8:00	Fine	007210	2.6178	2.9390	709.90	733.90	24.00	1.40	1.40	1.40	2022	159

Remarks: Due to electricity interruption, the 24hr TSP was rescheduled from 16 Oct 2013 to 17 Oct 2013.

Report on 1-hour TSP monitoring
 Action Level ($\mu\text{g}/\text{m}^3$) - 311.3
 Limit Level ($\mu\text{g}/\text{m}^3$) - 500

Date	Sampling Time	Weather Condition	Filter paper no.	Filter Weight, g		Elapse Time, hr		Sampling Time, hr	Flow Rate, m^3/min			Total Volume, m^3	TSP Level, $\mu\text{g}/\text{m}^3$
				Initial	Final	Initial	Final		Initial, Q_{si}	Final, Q_{sf}	Average		
30-Sep-13	9:49	Cloudy	007024	2.6387	2.6464	482.04	483.04	1.00	1.39	1.39	1.39	83	92
30-Sep-13	10:56	Cloudy	007023	2.6430	2.6486	483.04	484.04	1.00	1.30	1.30	1.30	78	72
30-Sep-13	13:30	Cloudy	007195	2.6163	2.6296	484.04	485.04	1.00	1.37	1.37	1.37	82	161
5-Oct-13	8:07	Fine	005344	2.8496	2.8594	589.19	590.19	1.00	1.37	1.37	1.37	82	119
5-Oct-13	9:15	Fine	005345	2.8473	2.8622	590.19	591.19	1.00	1.37	1.37	1.37	82	182
5-Oct-13	10:20	Fine	005348	2.8456	2.8607	591.19	592.19	1.00	1.33	1.33	1.33	80	189
11-Oct-13	8:26	Fine	005507	2.8224	2.8391	672.21	673.21	1.00	1.30	1.30	1.30	78	214
11-Oct-13	9:32	Fine	005508	2.8337	2.8488	673.21	674.21	1.00	1.39	1.39	1.39	83	181
11-Oct-13	10:43	Fine	005509	2.8272	2.8424	674.21	675.21	1.00	1.37	1.37	1.37	82	185
17-Oct-13	8:31	Cloudy	007196	2.6301	2.6482	675.21	676.21	1.00	1.41	1.41	1.41	85	214
17-Oct-13	9:37	Cloudy	005515	2.8803	2.8829	676.21	677.21	1.00	1.41	1.41	1.41	85	31
17-Oct-13	10:49	Cloudy	005894	2.6469	2.6653	677.21	678.21	1.00	1.41	1.41	1.41	85	217
23-Oct-13	8:18	Fine	005900	2.6386	2.6623	733.90	734.90	1.00	1.37	1.37	1.37	82	289
23-Oct-13	9:25	Fine	005899	2.6278	2.6491	734.90	735.90	1.00	1.37	1.37	1.37	82	259
23-Oct-13	10:35	Fine	005901	2.6294	2.6513	735.90	736.90	1.00	1.37	1.37	1.37	82	267



Location: CMA4a - SPCA

Report on 24-hour TSP monitoring

Action Level ($\mu\text{g}/\text{m}^3$) - 171.2
Limit Level ($\mu\text{g}/\text{m}^3$) - 260

Date	Sampling Time	Weather Condition	Filter paper no.	Filter Weight, g		Elapse Time, hr		Sampling Time, hr	Flow Rate, m^3/min			Total Volume, m^3	TSP Level, $\mu\text{g}/\text{m}^3$
				Initial	Final	Initial	Final		Initial, Q_{si}	Final, Q_{sf}	Average		
28-Sep-13	8:00	Rainy	006831	2.6437	2.7950	17398.23	17422.23	24.00	1.34	1.34	1.34	1931	78
4-Oct-13	8:00	Fine	005504	2.8162	3.0334	17425.23	17449.23	24.00	1.27	1.26	1.26	1821	119
10-Oct-13	8:00	Fine	005355	2.8543	2.9854	17452.23	17476.23	24.00	1.25	1.25	1.25	1798	73
16-Oct-13	8:00	Cloudy	005401	2.8326	3.0748	17479.24	17503.24	24.00	1.27	1.27	1.27	1831	132
22-Oct-13	8:00	Fine	005517	2.8678	3.0879	17506.24	17530.24	24.00	1.27	1.27	1.27	1830	120

Report on 1-hour TSP monitoring

Action Level ($\mu\text{g}/\text{m}^3$) - 312.5
Limit Level ($\mu\text{g}/\text{m}^3$) - 500

Date	Sampling Time	Weather Condition	Filter paper no.	Filter Weight, g		Elapse Time, hr		Sampling Time, hr	Flow Rate, m^3/min			Total Volume, m^3	TSP Level, $\mu\text{g}/\text{m}^3$
				Initial	Final	Initial	Final		Initial, Q_{si}	Final, Q_{sf}	Average		
30-Sep-13	9:30	Cloudy	006674	2.6371	2.6463	17422.23	17423.23	1.00	1.34	1.34	1.34	81	114
30-Sep-13	10:43	Cloudy	006675	2.6522	2.6606	17423.23	17424.23	1.00	1.34	1.34	1.34	81	104
30-Sep-13	13:09	Cloudy	006676	2.6382	2.6498	17424.23	17425.23	1.00	1.34	1.34	1.34	81	144
5-Oct-13	8:02	Fine	005343	2.8649	2.8716	17449.23	17450.23	1.00	1.34	1.34	1.34	80	83
5-Oct-13	9:05	Fine	005346	2.8418	2.8516	17450.23	17451.23	1.00	1.26	1.26	1.26	76	129
5-Oct-13	10:10	Fine	005347	2.8415	2.8482	17451.23	17452.23	1.00	1.26	1.26	1.26	76	88
11-Oct-13	8:06	Fine	005514	2.8265	2.8355	17476.23	17477.23	1.00	1.25	1.25	1.25	75	120
11-Oct-13	9:09	Fine	005890	2.6218	2.6326	17477.23	17478.23	1.00	1.25	1.25	1.25	75	144
11-Oct-13	10:13	Fine	005516	2.8790	2.8845	17478.23	17479.23	1.00	1.25	1.25	1.25	75	73
17-Oct-13	8:09	Cloudy	006677	2.6268	2.6377	17503.24	17504.24	1.00	1.27	1.27	1.27	76	143
17-Oct-13	9:13	Cloudy	005893	2.6356	2.6499	17504.24	17505.24	1.00	1.31	1.31	1.31	79	182
17-Oct-13	10:17	Cloudy	005892	2.6460	2.6620	17505.24	17506.24	1.00	1.27	1.27	1.27	76	210
23-Oct-13	8:06	Fine	005895	2.6282	2.6463	17530.24	17531.24	1.00	1.27	1.27	1.27	76	237
23-Oct-13	9:10	Fine	005896	2.6355	2.6524	17531.24	17532.24	1.00	1.27	1.27	1.27	76	222
23-Oct-13	10:20	Fine	005897	2.6244	2.6413	17532.24	17533.24	1.00	1.25	1.25	1.25	75	225



Location: CMA5a - Children Garden opposite to Pedestrian Plaza

Report on 24-hour TSP monitoring

Action Level ($\mu\text{g}/\text{m}^3$) - 181
Limit Level ($\mu\text{g}/\text{m}^3$) - 260

Date	Sampling Time	Weather Condition	Filter paper no.	Filter Weight, g		Elapse Time, hr		Sampling Time, hr	Flow Rate, m^3/min			Total Volume, m^3	TSP Level, $\mu\text{g}/\text{m}^3$
				Initial	Final	Initial	Final		Initial, Q_{si}	Final, Q_{sf}	Average		
28-Sep-13	8:00	Rainy	007220	2.6760	2.8762	18384.78	18408.78	24.00	1.31	1.31	1.31	1882	106
4-Oct-13	8:00	Fine	005358	2.8338	3.1253	18411.78	18435.77	23.99	1.33	1.32	1.32	1907	153
10-Oct-13	8:00	Fine	005425	2.8275	2.9770	18438.77	18462.77	24.00	1.31	1.31	1.31	1883	79
16-Oct-13	8:00	Cloudy	005409	2.8524	3.1581	18465.77	18489.77	24.00	1.27	1.27	1.27	1830	167
22-Oct-13	8:00	Fine	005879	2.6577	2.9093	18492.77	18516.77	24.00	1.31	1.31	1.31	1889	133

Report on 1-hour TSP monitoring

Action Level ($\mu\text{g}/\text{m}^3$) - 332
Limit Level ($\mu\text{g}/\text{m}^3$) - 500

Date	Sampling Time	Weather Condition	Filter paper no.	Filter Weight, g		Elapse Time, hr		Sampling Time, hr	Flow Rate, m^3/min			Total Volume, m^3	TSP Level, $\mu\text{g}/\text{m}^3$
				Initial	Final	Initial	Final		Initial, Q_{si}	Final, Q_{sf}	Average		
30-Sep-13	8:30	Cloudy	005360	2.8542	2.8617	18408.78	18409.78	1.00	1.31	1.31	1.31	79	95
30-Sep-13	9:41	Cloudy	005361	2.8382	2.8504	18409.78	18410.78	1.00	1.31	1.31	1.31	79	155
30-Sep-13	13:05	Cloudy	005359	2.8551	2.8622	18410.78	18411.78	1.00	1.31	1.31	1.31	79	90
5-Oct-13	13:09	Fine	005320	2.8519	2.8631	18435.77	18436.77	1.00	1.32	1.32	1.32	79	141
5-Oct-13	14:14	Fine	005408	2.8461	2.8631	18436.77	18437.77	1.00	1.32	1.32	1.32	79	214
5-Oct-13	15:19	Fine	005349	2.8519	2.8665	18437.77	18438.77	1.00	1.32	1.32	1.32	79	184
11-Oct-13	8:32	Fine	005350	2.8547	2.8641	18462.77	18463.77	1.00	1.33	1.33	1.33	80	118
11-Oct-13	9:41	Fine	005352	2.8437	2.8560	18463.77	18464.77	1.00	1.33	1.33	1.33	80	154
11-Oct-13	10:45	Fine	005410	2.8406	2.8518	18464.77	18465.77	1.00	1.33	1.33	1.33	80	141
17-Oct-13	9:20	Cloudy	005887	2.6468	2.6686	18489.77	18490.77	1.00	1.29	1.29	1.29	78	281
17-Oct-13	10:25	Cloudy	005880	2.6588	2.6826	18490.77	18491.77	1.00	1.29	1.29	1.29	78	307
17-Oct-13	13:25	Cloudy	005881	2.6834	2.7019	18491.77	18492.77	1.00	1.31	1.31	1.31	79	235
23-Oct-13	8:21	Fine	007430	2.6421	2.6578	18516.77	18517.77	1.00	1.39	1.39	1.39	84	188
23-Oct-13	9:30	Fine	007465	2.6385	2.6542	18517.77	18518.77	1.00	1.31	1.31	1.31	79	199
23-Oct-13	10:35	Fine	007443	2.6593	2.6664	18518.77	18519.77	1.00	1.31	1.31	1.31	79	90



Location: MA1e - International Finance Centre (Eastern Wing)

Report on 24-hour TSP monitoring
 Action Level ($\mu\text{g}/\text{m}^3$) - 173.4
 Limit Level ($\mu\text{g}/\text{m}^3$) - 260

Date	Sampling Time	Weather Condition	Filter paper no.	Filter Weight, g		Elapse Time, hr		Sampling Time, hr	Flow Rate, m^3/min			Total Volume, m^3	TSP Level, $\mu\text{g}/\text{m}^3$
				Initial	Final	Initial	Final		Initial, Q_{si}	Final, Q_{sf}	Average		
28-Sep-13	8:00	Rainy	007223	2.6729	2.8938	14111.52	14135.51	23.99	1.30	1.31	1.30	1878	118
4-Oct-13	8:00	Fine	005369	2.8367	3.0700	14138.52	14162.52	24.00	1.30	1.30	1.30	1876	124
10-Oct-13	8:00	Fine	006819	2.6081	2.7332	14165.52	14189.52	24.00	1.31	1.30	1.31	1879	67
16-Oct-13	8:00	Cloudy	006823	2.6608	2.8472	14239.96	14263.96	24.00	1.34	1.35	1.35	1937	96
22-Oct-13	8:00	Fine	005469	2.8135	3.0367	14219.52	14243.52	24.00	1.29	1.29	1.29	1859	120

Report on 1-hour TSP monitoring
 Action Level ($\mu\text{g}/\text{m}^3$) - 325.1
 Limit Level ($\mu\text{g}/\text{m}^3$) - 500

Date	Sampling Time	Weather Condition	Filter paper no.	Filter Weight, g		Elapse Time, hr		Sampling Time, hr	Flow Rate, m^3/min			Total Volume, m^3	TSP Level, $\mu\text{g}/\text{m}^3$
				Initial	Final	Initial	Final		Initial, Q_{si}	Final, Q_{sf}	Average		
30-Sep-13	8:20	Cloudy	006836	2.6328	2.6404	14135.51	14136.51	1.00	1.31	1.31	1.31	78	97
30-Sep-13	9:28	Cloudy	005316	2.8469	2.8506	14136.51	14137.51	1.00	1.31	1.31	1.31	78	47
30-Sep-13	10:31	Cloudy	005318	2.8367	2.8448	14137.51	14138.51	1.00	1.31	1.31	1.31	78	103
5-Oct-13	8:40	Fine	006814	2.6290	2.6412	14162.52	14163.52	1.00	1.34	1.30	1.32	79	154
5-Oct-13	9:43	Fine	006816	2.6395	2.6498	14163.52	14164.52	1.00	1.34	1.30	1.32	79	130
5-Oct-13	10:48	Fine	006817	2.6291	2.6394	14164.52	14165.52	1.00	1.30	1.30	1.30	78	132
11-Oct-13	8:35	Fine	005332	2.8262	2.8346	14189.52	14190.52	1.00	1.30	1.30	1.30	78	107
11-Oct-13	9:45	Fine	005330	2.8274	2.8349	14190.52	14191.52	1.00	1.30	1.30	1.30	78	96
11-Oct-13	10:50	Fine	006821	2.6430	2.6513	14191.52	14192.52	1.00	1.30	1.30	1.30	78	106
17-Oct-13	8:20	Cloudy	005473	2.8226	2.8345	14263.96	14264.96	1.00	1.35	1.35	1.35	81	147
17-Oct-13	9:23	Cloudy	005466	2.8126	2.8183	14264.96	14265.96	1.00	1.35	1.35	1.35	81	71
17-Oct-13	10:38	Cloudy	005465	2.8354	2.8397	14265.96	14266.96	1.00	1.35	1.35	1.35	81	53
23-Oct-13	8:35	Fine	006830	2.6698	2.6852	14243.52	14244.52	1.00	1.31	1.31	1.31	79	196
23-Oct-13	9:45	Fine	006826	2.6552	2.6693	14244.52	14245.52	1.00	1.31	1.31	1.31	79	180
23-Oct-13	10:55	Fine	006827	2.6379	2.6531	14245.52	14246.52	1.00	1.31	1.31	1.31	79	194



Location: MA1w - International Finance Centre (Western Wing)

Report on 24-hour TSP monitoring

Action Level ($\mu\text{g}/\text{m}^3$) - 173.4
 Limit Level ($\mu\text{g}/\text{m}^3$) - 260

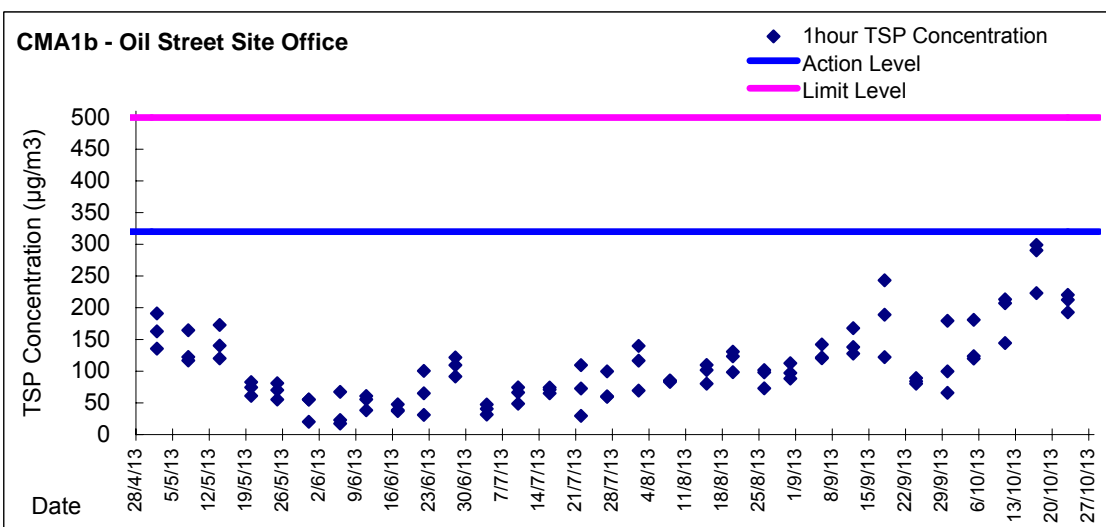
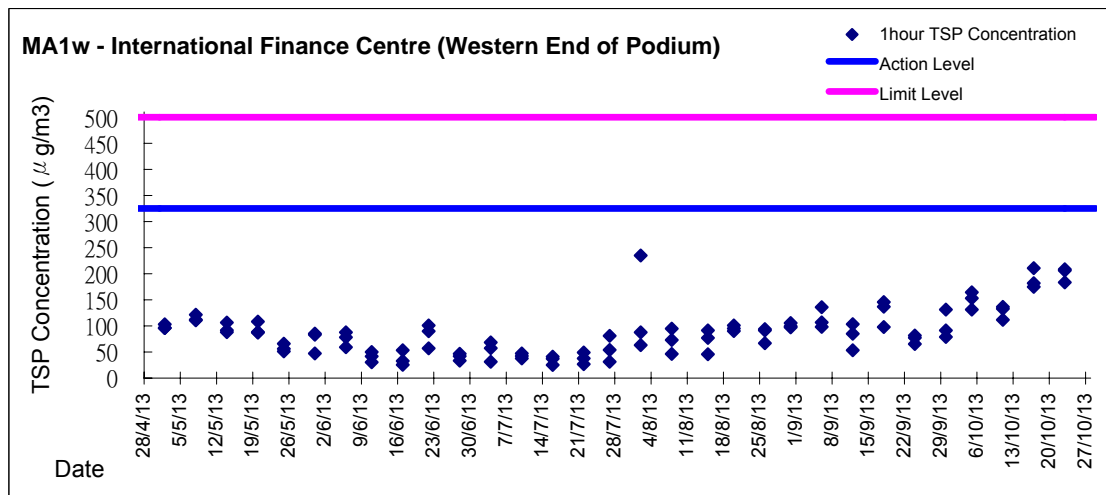
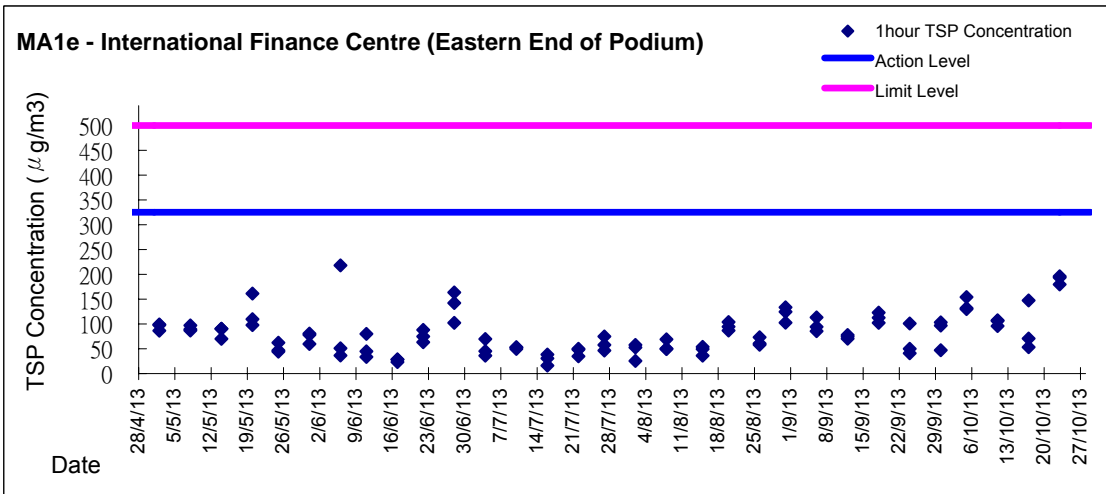
Date	Sampling Time	Weather Condition	Filter paper no.	Filter Weight, g		Elapse Time, hr		Sampling Time, hr	Flow Rate, m^3/min			Total Volume, m^3	TSP Level, $\mu\text{g}/\text{m}^3$
				Initial	Final	Initial	Final		Initial, Q_{si}	Final, Q_{sf}	Average		
28-Sep-13	8:00	Rainy	007224	2.6857	2.8003	14158.96	14182.96	24.00	1.33	1.33	1.33	1916	60
4-Oct-13	8:00	Fine	005370	2.8406	3.1124	14185.96	14209.96	24.00	1.33	1.33	1.33	1912	142
10-Oct-13	8:00	Fine	006820	2.6290	2.7842	14212.96	14236.96	24.00	1.33	1.33	1.33	1916	81
16-Oct-13	8:00	Cloudy	006824	2.6691	2.9147	14192.52	14216.52	24.00	1.30	1.30	1.30	1867	132
22-Oct-13	8:00	Fine	005470	2.8647	3.0509	14266.96	14290.96	24.00	1.34	1.33	1.34	1923	97

Report on 1-hour TSP monitoring

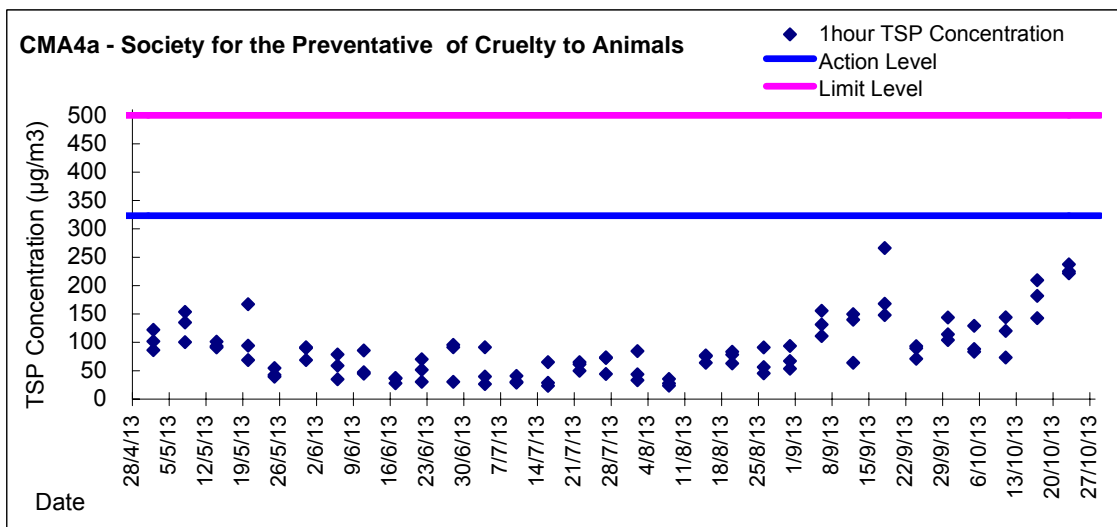
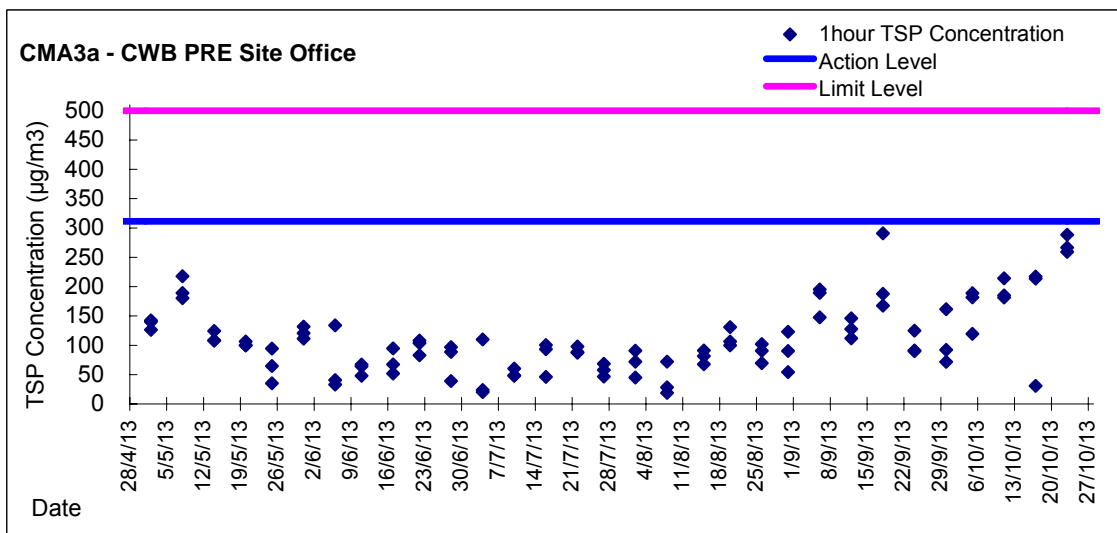
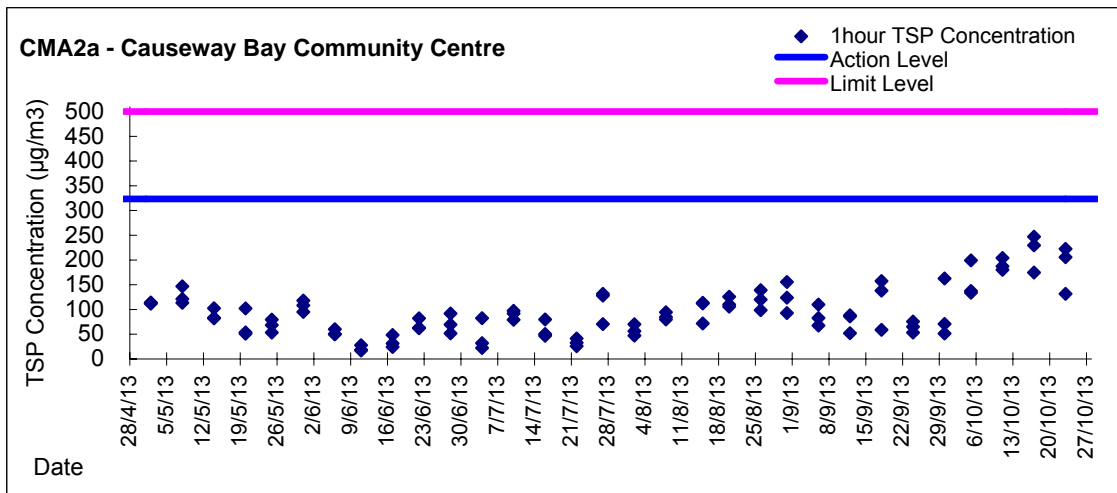
Action Level ($\mu\text{g}/\text{m}^3$) - 325.1
 Limit Level ($\mu\text{g}/\text{m}^3$) - 500

Date	Sampling Time	Weather Condition	Filter paper no.	Filter Weight, g		Elapse Time, hr		Sampling Time, hr	Flow Rate, m^3/min			Total Volume, m^3	TSP Level, $\mu\text{g}/\text{m}^3$
				Initial	Final	Initial	Final		Initial, Q_{si}	Final, Q_{sf}	Average		
30-Sep-13	8:35	Cloudy	005315	2.8405	2.8468	14182.96	14183.96	1.00	1.33	1.33	1.33	80	79
30-Sep-13	9:38	Cloudy	005317	2.8406	2.8479	14183.96	14184.96	1.00	1.33	1.33	1.33	80	91
30-Sep-13	10:40	Cloudy	005319	2.8645	2.8750	14184.96	14185.96	1.00	1.33	1.33	1.33	80	131
5-Oct-13	8:31	Fine	006815	2.6167	2.6270	14209.96	14210.96	1.00	1.31	1.31	1.31	78	131
5-Oct-13	9:51	Fine	005328	2.8328	2.8448	14210.96	14211.96	1.00	1.31	1.31	1.31	78	153
5-Oct-13	10:55	Fine	006818	2.6287	2.6416	14211.96	14212.96	1.00	1.31	1.31	1.31	78	164
11-Oct-13	8:45	Fine	005329	2.8236	2.8325	14236.96	14237.96	1.00	1.33	1.33	1.33	80	112
11-Oct-13	9:52	Fine	005331	2.8193	2.8299	14237.96	14238.96	1.00	1.33	1.33	1.33	80	133
11-Oct-13	10:58	Fine	006822	2.6192	2.6301	14238.96	14239.96	1.00	1.33	1.33	1.33	80	137
17-Oct-13	8:35	Cloudy	005478	2.8015	2.8179	14216.52	14217.52	1.00	1.30	1.30	1.30	78	211
17-Oct-13	9:40	Cloudy	005463	2.8364	2.8493	14217.52	14218.52	1.00	1.18	1.18	1.18	71	182
17-Oct-13	10:45	Cloudy	005467	2.8095	2.8231	14218.52	14219.52	1.00	1.30	1.30	1.30	78	175
23-Oct-13	8:10	Fine	006825	2.6535	2.6702	14290.96	14291.96	1.00	1.33	1.33	1.33	80	209
23-Oct-13	9:14	Fine	005472	2.8247	2.8412	14291.96	14292.96	1.00	1.33	1.33	1.33	80	206
23-Oct-13	10:20	Fine	006828	2.6366	2.6513	14292.96	14293.96	1.00	1.33	1.33	1.33	80	184

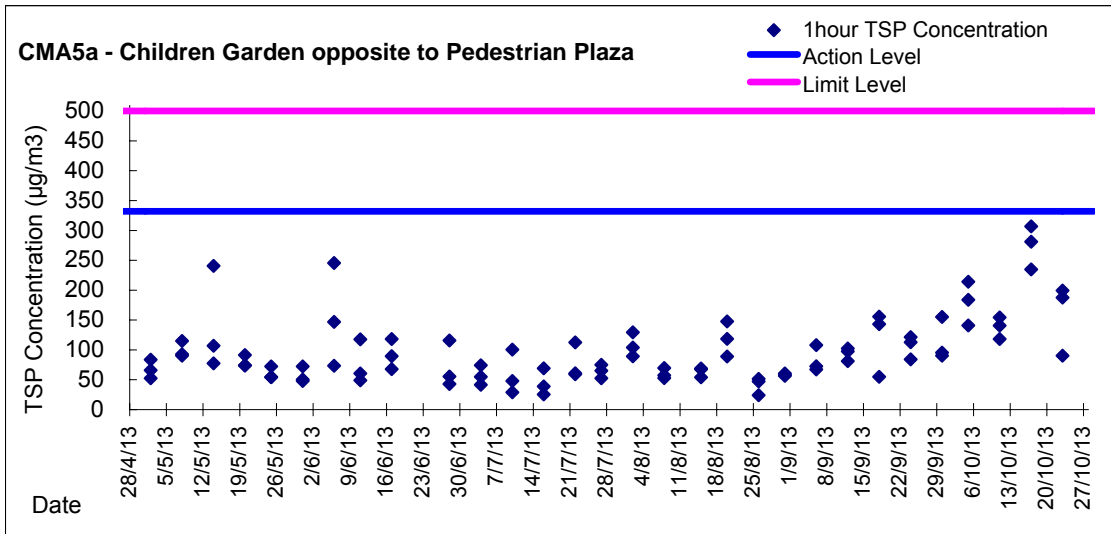
Graphic Presentation of 1 hour TSP Result



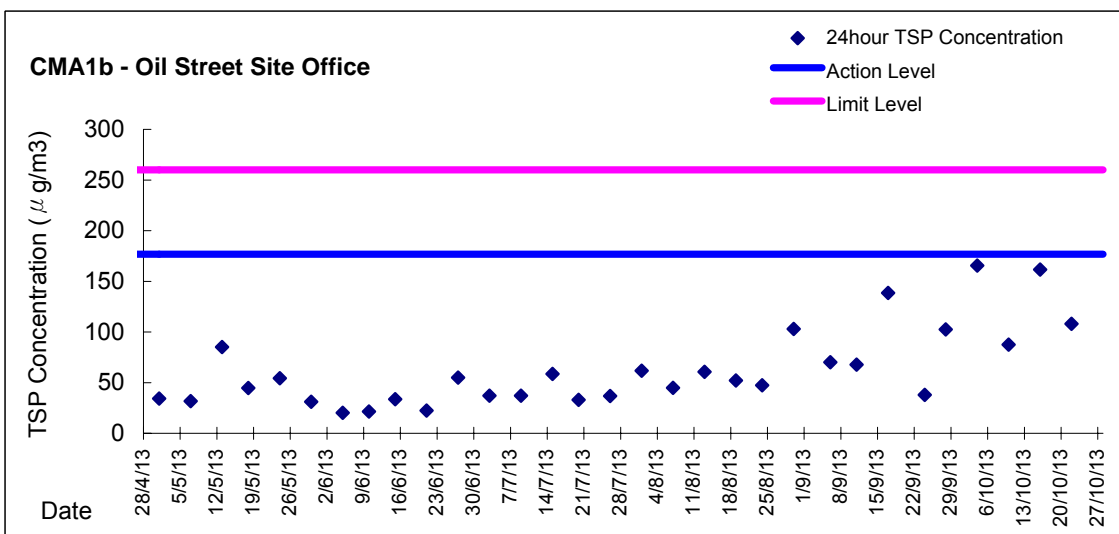
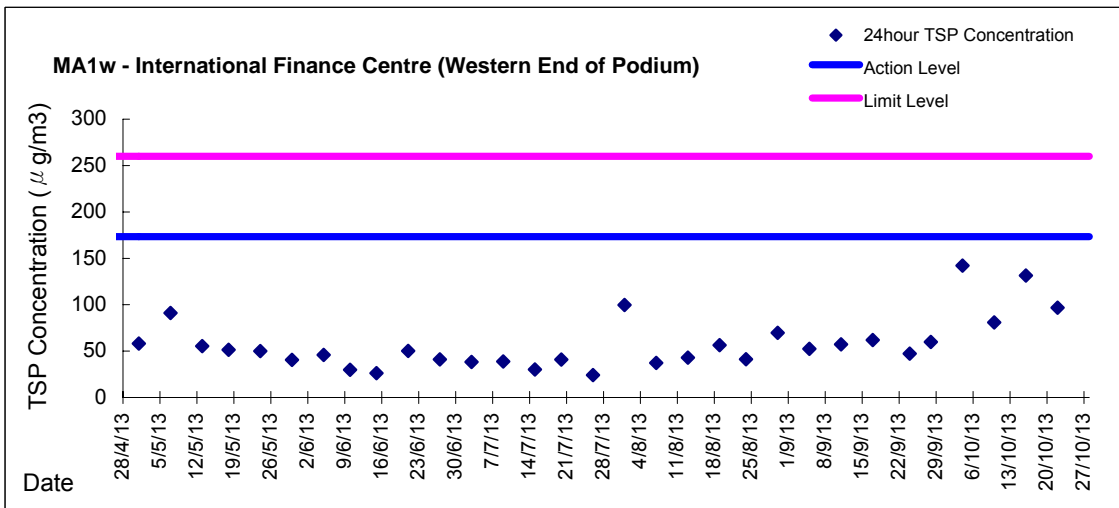
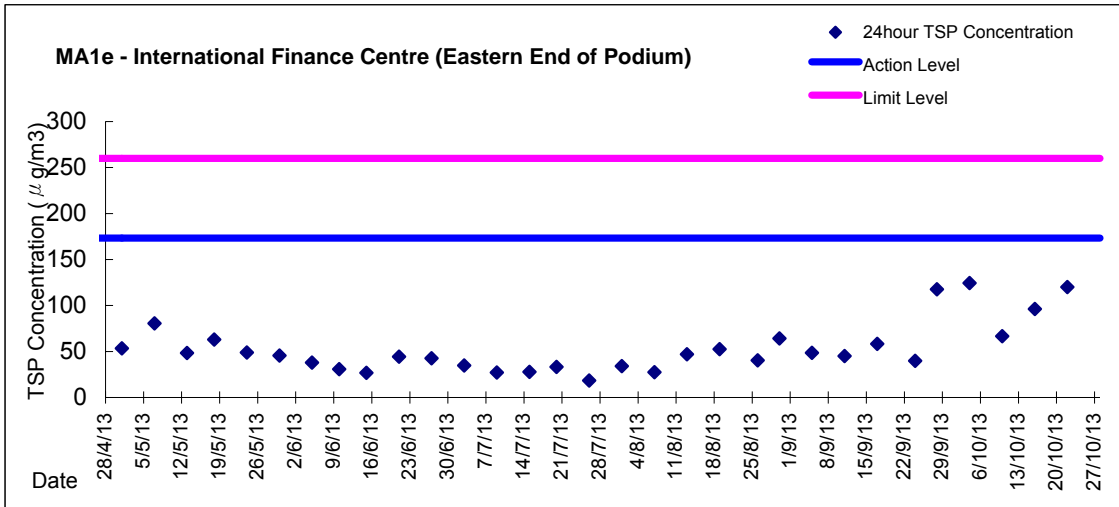
Graphic Presentation of 1 hour TSP Result



Graphic Presentation of 1 hour TSP Result

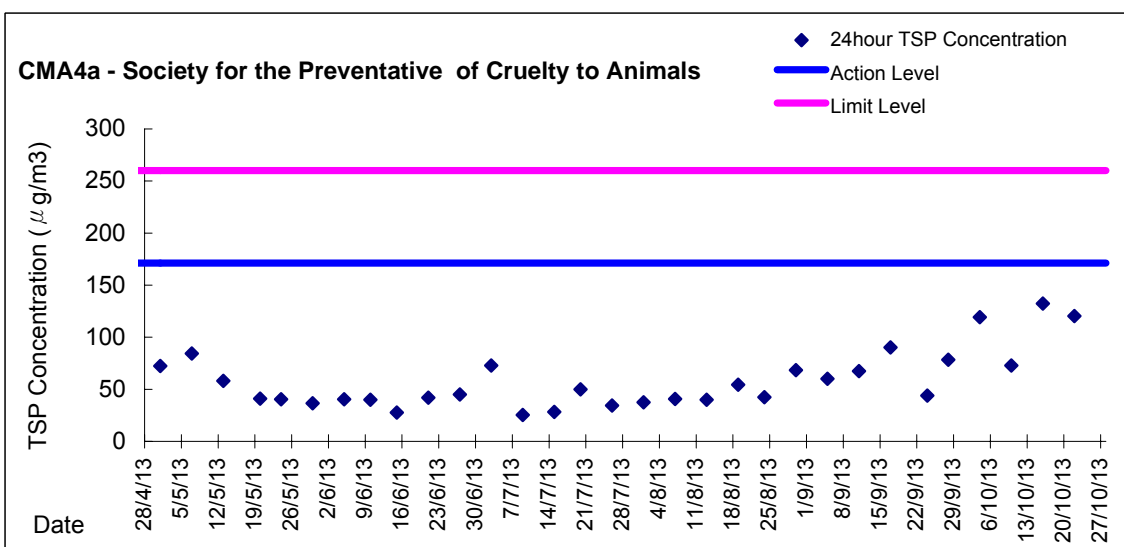
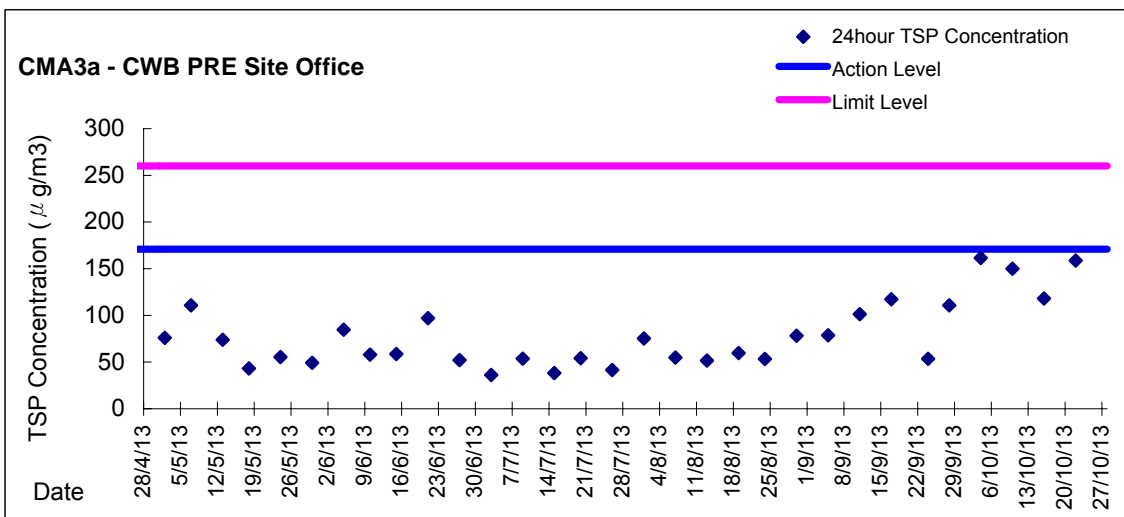
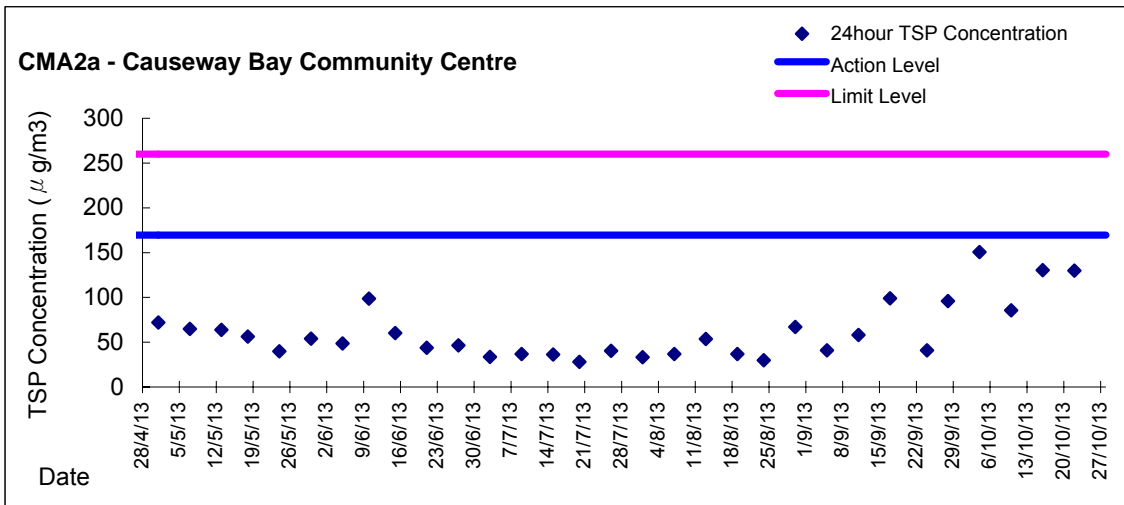


Graphic Presentation of 24 hour TSP Result



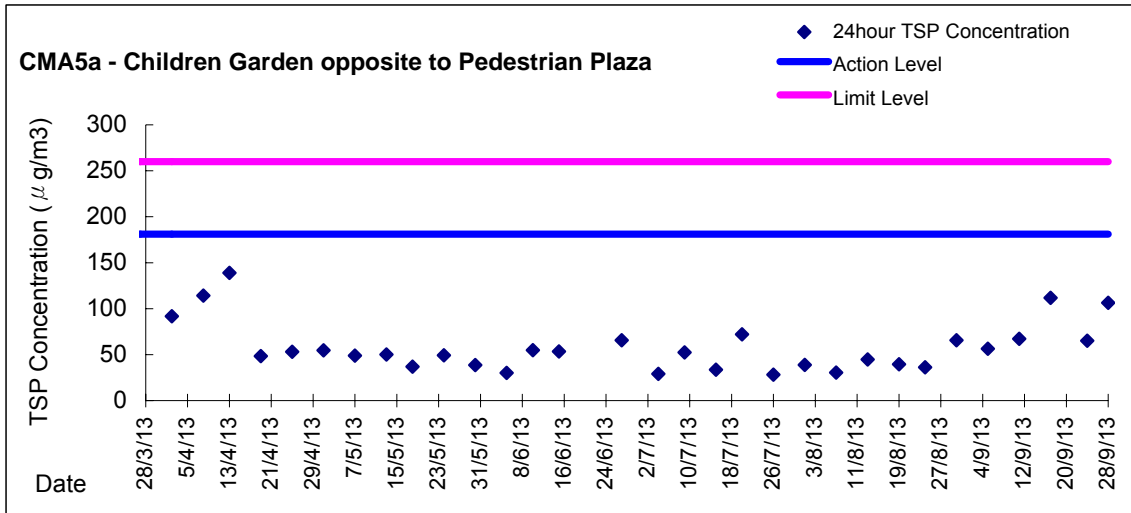


Graphic Presentation of 24 hour TSP Result





Graphic Presentation of 24 hour TSP Result





Appendix 5.4
Real Time Noise Monitoring Results and Graphical Presentations

Real-time Noise Data	RTN1 (Food and Environmental Hygiene Department Depot)			
Normal Day 07:00-19:00	4/10/2013 12:01 65.8	4/10/2013 12:31 65.5	4/10/2013 13:01 65.8	4/10/2013 13:31 66.4
28/9/2013 7:01 65.5	4/10/2013 13:01 66.4	4/10/2013 14:01 66.6	4/10/2013 14:31 67.0	4/10/2013 15:01 67.1
28/9/2013 7:31 66.2	4/10/2013 14:01 66.6	4/10/2013 15:01 67.0	4/10/2013 15:31 67.0	4/10/2013 16:01 67.3
28/9/2013 8:01 67.1	4/10/2013 15:01 67.1	4/10/2013 15:31 67.0	4/10/2013 16:01 67.3	4/10/2013 16:31 67.6
28/9/2013 8:31 67.3	4/10/2013 16:01 67.3	4/10/2013 16:31 67.6	4/10/2013 17:01 67.5	4/10/2013 17:31 66.7
28/9/2013 9:01 67.5	4/10/2013 17:01 67.5	4/10/2013 17:31 66.7	4/10/2013 18:01 66.4	4/10/2013 18:31 65.4
28/9/2013 9:31 66.9	4/10/2013 18:01 66.4	4/10/2013 18:31 65.4	4/10/2013 19:01 65.7	5/10/2013 7:01 65.7
28/9/2013 10:01 67.9	4/10/2013 19:01 65.7	5/10/2013 7:31 66.5	5/10/2013 8:01 67.3	5/10/2013 8:31 68.2
28/9/2013 10:31 67.6	5/10/2013 8:01 67.3	5/10/2013 8:31 68.2	5/10/2013 9:01 68.1	5/10/2013 9:31 67.7
28/9/2013 11:01 67.1	5/10/2013 9:01 68.1	5/10/2013 9:31 67.7	5/10/2013 10:01 68.1	5/10/2013 10:31 67.6
28/9/2013 11:31 66.6	5/10/2013 10:01 68.1	5/10/2013 10:31 67.6	5/10/2013 11:01 67.3	5/10/2013 11:31 67.0
28/9/2013 12:01 66.4	5/10/2013 11:01 67.3	5/10/2013 11:31 67.0	5/10/2013 12:01 66.6	5/10/2013 12:31 66.4
28/9/2013 12:31 66.3	5/10/2013 12:01 66.6	5/10/2013 12:31 66.4	5/10/2013 13:01 68.1	5/10/2013 13:31 70.7
28/9/2013 13:01 66.4	5/10/2013 13:01 68.1	5/10/2013 13:31 70.7	5/10/2013 14:01 71.0	5/10/2013 14:31 70.4
28/9/2013 13:31 66.3	5/10/2013 14:01 71.0	5/10/2013 14:31 70.4	5/10/2013 15:01 66.7	5/10/2013 15:31 66.7
28/9/2013 14:01 66.2	5/10/2013 15:01 66.7	5/10/2013 15:31 66.7	5/10/2013 16:01 66.4	5/10/2013 16:31 68.6
28/9/2013 14:31 66.4	5/10/2013 16:01 66.4	5/10/2013 16:31 68.6	5/10/2013 17:01 70.0	5/10/2013 17:31 68.5
28/9/2013 15:01 66.1	5/10/2013 17:01 70.0	5/10/2013 17:31 68.5	5/10/2013 18:01 68.2	5/10/2013 18:31 66.8
28/9/2013 15:31 66.1	5/10/2013 18:01 68.2	5/10/2013 18:31 66.8	5/10/2013 19:01 65.1	5/10/2013 19:31 67.9
28/9/2013 16:01 66.5	5/10/2013 19:01 65.1	5/10/2013 19:31 67.9	5/10/2013 20:01 65.2	5/10/2013 20:31 66.0
28/9/2013 16:31 66.5	5/10/2013 20:01 65.2	5/10/2013 20:31 66.0	5/10/2013 21:01 64.7	5/10/2013 21:31 65.2
28/9/2013 17:01 68.8	5/10/2013 21:01 64.7	5/10/2013 21:31 65.2	5/10/2013 22:01 64.9	5/10/2013 22:31 65.5
28/9/2013 17:31 68.9	5/10/2013 22:01 64.9	5/10/2013 22:31 65.5	5/10/2013 23:01 66.0	5/10/2013 23:31 66.7
28/9/2013 18:01 65.7	5/10/2013 23:01 66.0	5/10/2013 23:31 66.7	6/10/2013 7:01 66.0	6/10/2013 7:31 66.4
28/9/2013 18:31 66.0	6/10/2013 7:01 66.0	6/10/2013 7:31 66.4	6/10/2013 8:01 66.8	6/10/2013 8:31 66.9
30/9/2013 7:01 65.5	6/10/2013 8:01 66.8	6/10/2013 8:31 66.9	6/10/2013 9:01 66.8	6/10/2013 9:31 66.8
30/9/2013 7:31 67.0	6/10/2013 9:01 66.8	6/10/2013 9:31 66.8	6/10/2013 10:01 67.0	6/10/2013 10:31 67.1
30/9/2013 8:01 66.8	6/10/2013 10:01 67.0	6/10/2013 10:31 67.1	6/10/2013 11:01 67.0	6/10/2013 11:31 67.4
30/9/2013 8:31 65.8	6/10/2013 11:01 67.0	6/10/2013 11:31 67.4	6/10/2013 12:01 67.1	6/10/2013 12:31 67.1
30/9/2013 9:01 66.7	6/10/2013 12:01 67.1	6/10/2013 12:31 67.1	6/10/2013 13:01 67.4	6/10/2013 13:31 67.4
30/9/2013 9:31 67.9	6/10/2013 13:01 67.4	6/10/2013 13:31 67.4	6/10/2013 14:01 67.1	6/10/2013 14:31 67.0
30/9/2013 10:01 67.5	6/10/2013 14:01 67.1	6/10/2013 14:31 67.0	6/10/2013 15:01 66.0	6/10/2013 15:31 66.0
30/9/2013 10:31 67.8	6/10/2013 15:01 66.0	6/10/2013 15:31 66.0	6/10/2013 16:01 66.4	6/10/2013 16:31 66.4
30/9/2013 11:01 66.6	6/10/2013 16:01 66.4	6/10/2013 16:31 66.4	6/10/2013 17:01 66.0	6/10/2013 17:31 66.0
30/9/2013 11:31 66.0	6/10/2013 17:01 66.0	6/10/2013 17:31 66.0	6/10/2013 18:01 66.2	6/10/2013 18:31 66.2
30/9/2013 12:01 66.1	6/10/2013 18:01 66.2	6/10/2013 18:31 66.2	6/10/2013 19:01 66.9	6/10/2013 19:31 66.9
30/9/2013 12:31 66.4	6/10/2013 19:01 66.9	6/10/2013 19:31 66.9	6/10/2013 20:01 66.9	6/10/2013 20:31 66.9
30/9/2013 13:01 67.8	6/10/2013 20:01 66.9	6/10/2013 20:31 66.9	6/10/2013 21:01 66.5	6/10/2013 21:31 66.5
30/9/2013 13:31 67.8	6/10/2013 21:01 66.5	6/10/2013 21:31 66.5	6/10/2013 22:01 66.5	6/10/2013 22:31 66.5
30/9/2013 14:01 67.6	6/10/2013 22:01 66.5	6/10/2013 22:31 66.5	6/10/2013 23:01 66.6	6/10/2013 23:31 66.6
30/9/2013 14:31 66.7	6/10/2013 23:01 66.6	6/10/2013 23:31 66.6	6/10/2013 24:01 66.6	6/10/2013 24:31 66.6
30/9/2013 15:01 66.9	6/10/2013 24:01 66.6	6/10/2013 24:31 66.6	6/10/2013 25:01 66.6	6/10/2013 25:31 66.6
30/9/2013 15:31 66.1	6/10/2013 25:01 66.6	6/10/2013 25:31 66.6	6/10/2013 26:01 66.6	6/10/2013 26:31 66.6
30/9/2013 16:01 66.2	6/10/2013 26:01 66.6	6/10/2013 26:31 66.6	6/10/2013 27:01 66.6	6/10/2013 27:31 66.6
30/9/2013 16:31 66.5	6/10/2013 27:01 66.6	6/10/2013 27:31 66.6	6/10/2013 28:01 66.6	6/10/2013 28:31 66.6
30/9/2013 17:01 66.2	6/10/2013 28:01 66.6	6/10/2013 28:31 66.6	6/10/2013 29:01 66.6	6/10/2013 29:31 66.6
30/9/2013 17:31 66.4	6/10/2013 29:01 66.6	6/10/2013 29:31 66.6	6/10/2013 30:01 66.6	6/10/2013 30:31 66.6
30/9/2013 18:01 67.1	6/10/2013 30:01 66.6	6/10/2013 30:31 66.6	6/10/2013 31:01 66.6	6/10/2013 31:31 66.6
30/9/2013 18:31 65.6	6/10/2013 31:01 66.6	6/10/2013 31:31 66.6	6/10/2013 32:01 66.6	6/10/2013 32:31 66.6
2/10/2013 7:01 64.9	6/10/2013 32:01 66.6	6/10/2013 32:31 66.6	6/10/2013 33:01 66.6	6/10/2013 33:31 66.6
2/10/2013 7:31 66.4	6/10/2013 33:01 66.6	6/10/2013 33:31 66.6	6/10/2013 34:01 66.6	6/10/2013 34:31 66.6
2/10/2013 8:01 66.0	6/10/2013 34:01 66.6	6/10/2013 34:31 66.6	6/10/2013 35:01 66.6	6/10/2013 35:31 66.6
2/10/2013 8:31 66.0	6/10/2013 35:01 66.6	6/10/2013 35:31 66.6	6/10/2013 36:01 66.6	6/10/2013 36:31 66.6
2/10/2013 9:01 66.4	6/10/2013 36:01 66.6	6/10/2013 36:31 66.6	6/10/2013 37:01 66.6	6/10/2013 37:31 66.6
2/10/2013 9:31 67.2	6/10/2013 37:01 66.6	6/10/2013 37:31 66.6	6/10/2013 38:01 66.6	6/10/2013 38:31 66.6
2/10/2013 10:01 67.2	6/10/2013 38:01 66.6	6/10/2013 38:31 66.6	6/10/2013 39:01 66.6	6/10/2013 39:31 66.6
2/10/2013 10:31 66.7	6/10/2013 39:01 66.6	6/10/2013 39:31 66.6	6/10/2013 40:01 66.6	6/10/2013 40:31 66.6
2/10/2013 11:01 67.6	6/10/2013 40:01 66.6	6/10/2013 40:31 66.6	6/10/2013 41:01 66.6	6/10/2013 41:31 66.6
2/10/2013 11:31 67.4	6/10/2013 41:01 66.6	6/10/2013 41:31 66.6	6/10/2013 42:01 66.6	6/10/2013 42:31 66.6
2/10/2013 12:01 67.1	6/10/2013 42:01 66.6	6/10/2013 42:31 66.6	6/10/2013 43:01 66.6	6/10/2013 43:31 66.6
2/10/2013 12:31 66.8	6/10/2013 43:01 66.6	6/10/2013 43:31 66.6	6/10/2013 44:01 66.6	6/10/2013 44:31 66.6
2/10/2013 13:01 67.5	6/10/2013 44:01 66.6	6/10/2013 44:31 66.6	6/10/2013 45:01 66.6	6/10/2013 45:31 66.6
2/10/2013 13:31 67.2	6/10/2013 45:01 66.6	6/10/2013 45:31 66.6	6/10/2013 46:01 66.6	6/10/2013 46:31 66.6
2/10/2013 14:01 68.1	6/10/2013 46:01 66.6	6/10/2013 46:31 66.6	6/10/2013 47:01 66.6	6/10/2013 47:31 66.6
2/10/2013 14:31 68.2	6/10/2013 47:01 66.6	6/10/2013 47:31 66.6	6/10/2013 48:01 66.6	6/10/2013 48:31 66.6
2/10/2013 15:01 67.0	6/10/2013 48:01 66.6	6/10/2013 48:31 66.6	6/10/2013 49:01 66.6	6/10/2013 49:31 66.6
2/10/2013 15:31 66.8	6/10/2013 49:01 66.6	6/10/2013 49:31 66.6	6/10/2013 50:01 66.6	6/10/2013 50:31 66.6
2/10/2013 16:01 66.6	6/10/2013 50:01 66.6	6/10/2013 50:31 66.6	6/10/2013 51:01 66.6	6/10/2013 51:31 66.6
2/10/2013 16:31 67.1	6/10/2013 51:01 66.6	6/10/2013 51:31 66.6	6/10/2013 52:01 66.6	6/10/2013 52:31 66.6
2/10/2013 17:01 67.0	6/10/2013 52:01 66.6	6/10/2013 52:31 66.6	6/10/2013 53:01 66.6	6/10/2013 53:31 66.6
2/10/2013 17:31 67.3	6/10/2013 53:01 66.6	6/10/2013 53:31 66.6	6/10/2013 54:01 66.6	6/10/2013 54:31 66.6
2/10/2013 18:01 66.4	6/10/2013 54:01 66.6	6/10/2013 54:31 66.6	6/10/2013 55:01 66.6	6/10/2013 55:31 66.6
2/10/2013 18:31 65.9	6/10/2013 55:01 66.6	6/10/2013 55:31 66.6	6/10/2013 56:01 66.6	6/10/2013 56:31 66.6
3/10/2013 7:01 66.1	6/10/2013 56:01 66.6	6/10/2013 56:31 66.6	6/10/2013 57:01 66.6	6/10/2013 57:31 66.6
3/10/2013 7:31 67.1	6/10/2013 57:01 66.6	6/10/2013 57:31 66.6	6/10/2013 58:01 66.6	6/10/2013 58:31 66.6
3/10/2013 8:01 66.9	6/10/2013 58:01 66.6	6/10/2013 58:31 66.6	6/10/2013 59:01 66.6	6/10/2013 59:31 66.6
3/10/2013 8:31 66.8	6/10/2013 59:01 66.6	6/10/2013 59:31 66.6	6/10/2013 60:01 66.6	6/10/2013 60:31 66.6
3/10/2013 9:01 67.3	6/10/2013 60:01 66.6	6/10/2013 60:31 66.6	6/10/2013 61:01 66.6	6/10/2013 61:31 66.6
3/10/2013 9:31 68.0	6/10/2013 61:01 66.6	6/10/2013 61:31 66.6	6/10/2013 62:01 66.6	6/10/2013 62:31 66.6
3/10/2013 10:01 67.8	6/10/2013 62:01 66.6	6/10/2013 62:31 66.6	6/10/2013 63:01 66.6	6/10/2013 63:31 66.6
3/10/2013 10:31 67.3	6/10/2013 63:01 66.6	6/10/2013 63:31 66.6	6/10/2013 64:01 66.6	6/10/2013 64:31 66.6
3/10/2013 11:01 67.6	6/10/2013 64:01 66.6	6/10/2013 64:31 66.6	6/10/2013 65:01 66.6	6/10/2013 65:31 66.6
3/10/2013 11:31 66.9	6/10/2013 65:01 66.6	6/10/2013 65:31 66.6	6/10/2013 66:01 66.6	6/10/2013 66:31 66.6
3/10/2013 12:01 66.4	6/10/2013 66:01 66.6	6/10/2013 66:31 66.6	6/10/2013 67:01 66.6	6/10/2013 67:31 66.6
3/10/2013 12:31 66.9	6/10/2013 67:01 66.6	6/10/2013 67:31 66.6	6/10/2013 68:01 66.6	6/10/2013 68:31 66.6
3/10/2013 13:01 66.9	6/10/2013 68:01 66.6	6/10/2013 68:31 66.6	6/10/2013 69:01 66.6	6/10/2013 69:31 66.6
3/10/2013 13:31 67.6	6/10/2013 69:01 66.6	6/10/2013 69:31 66.6	6/10/2013 70:01 66.6	6/10/2013 70:31 66.6
3/10/2013 14:01 67.1	6/10/2013 70:01 66.6	6/10/2013 70:31 66.6	6/10/2013 71:01 66.6	6/10/2013 71:31 66.6
3/10/2013 14:31 67.0	6/10/2013 71:01 66.6	6/10/2013 71:31 66.6	6/10/2013 72:01 66.6	6/10/2013 72:31 66.6
3/10/2013 15:01 66.8	6/10/2013 72:01 66.6	6/10/2013 72:31 66.6	6/10/2013 73:01 66.6	6/10/2013 73:31 66.6
3/10/2013 15:31				

Real-time Noise Data		RTN1 (Food and Environmental Hygiene Department Depot)									
29/9/2013 10:51	66.0	29/9/2013 19:56	64.7	1/10/2013 9:01	64.4	1/10/2013 18:06	65.0	3/10/2013 19:11	65.1	5/10/2013 20:16	65.9
29/9/2013 10:56	66.0	29/9/2013 20:01	65.1	1/10/2013 9:06	65.1	1/10/2013 18:11	65.0	3/10/2013 19:16	64.9	5/10/2013 20:21	66.1
29/9/2013 11:01	66.0	29/9/2013 20:06	65.5	1/10/2013 9:11	64.8	1/10/2013 18:16	65.2	3/10/2013 19:21	65.1	5/10/2013 20:26	66.0
29/9/2013 11:06	65.8	29/9/2013 20:11	64.7	1/10/2013 9:16	65.2	1/10/2013 18:21	66.7	3/10/2013 19:26	64.3	5/10/2013 20:31	66.0
29/9/2013 11:11	65.9	29/9/2013 20:16	65.3	1/10/2013 9:21	65.0	1/10/2013 18:26	64.9	3/10/2013 19:31	64.2	5/10/2013 20:36	66.9
29/9/2013 11:16	65.9	29/9/2013 20:21	64.9	1/10/2013 9:26	65.8	1/10/2013 18:31	64.8	3/10/2013 19:36	64.5	5/10/2013 20:41	66.0
29/9/2013 11:21	66.0	29/9/2013 20:26	64.8	1/10/2013 9:31	65.5	1/10/2013 18:36	64.4	3/10/2013 19:41	65.0	5/10/2013 20:46	66.2
29/9/2013 11:26	66.1	29/9/2013 20:31	64.9	1/10/2013 9:36	66.0	1/10/2013 18:41	64.7	3/10/2013 19:46	65.7	5/10/2013 20:51	65.2
29/9/2013 11:31	65.9	29/9/2013 20:36	64.8	1/10/2013 9:41	65.2	1/10/2013 18:46	64.6	3/10/2013 19:51	65.8	5/10/2013 20:56	65.0
29/9/2013 11:36	66.6	29/9/2013 20:41	64.7	1/10/2013 9:46	65.2	1/10/2013 18:51	64.7	3/10/2013 19:56	67.6	5/10/2013 21:01	65.5
29/9/2013 11:41	66.2	29/9/2013 20:46	64.8	1/10/2013 9:51	65.9	1/10/2013 18:56	66.1	3/10/2013 20:01	66.5	5/10/2013 21:06	65.3
29/9/2013 11:46	66.4	29/9/2013 20:51	64.6	1/10/2013 9:56	65.5	1/10/2013 19:01	64.5	3/10/2013 20:06	66.2	5/10/2013 21:11	65.3
29/9/2013 11:51	66.6	29/9/2013 20:56	64.5	1/10/2013 10:01	65.3	1/10/2013 19:06	64.3	3/10/2013 20:11	65.8	5/10/2013 21:16	65.3
29/9/2013 11:56	66.1	29/9/2013 21:01	64.7	1/10/2013 10:06	65.8	1/10/2013 19:11	64.6	3/10/2013 20:16	65.5	5/10/2013 21:21	65.1
29/9/2013 12:01	66.1	29/9/2013 21:06	64.9	1/10/2013 10:11	65.3	1/10/2013 19:16	64.5	3/10/2013 20:21	65.6	5/10/2013 21:26	64.9
29/9/2013 12:06	66.2	29/9/2013 21:11	64.6	1/10/2013 10:16	65.8	1/10/2013 19:21	64.4	3/10/2013 20:26	66.1	5/10/2013 21:31	65.2
29/9/2013 12:11	65.9	29/9/2013 21:16	65.2	1/10/2013 10:21	65.5	1/10/2013 19:26	64.5	3/10/2013 20:31	65.6	5/10/2013 21:36	65.5
29/9/2013 12:16	65.4	29/9/2013 21:21	65.1	1/10/2013 10:26	65.3	1/10/2013 19:31	64.6	3/10/2013 20:36	65.5	5/10/2013 21:41	66.0
29/9/2013 12:21	66.0	29/9/2013 21:26	64.7	1/10/2013 10:31	64.9	1/10/2013 19:36	64.7	3/10/2013 20:41	65.7	5/10/2013 21:46	65.1
29/9/2013 12:26	65.4	29/9/2013 21:31	65.0	1/10/2013 10:36	65.2	1/10/2013 19:41	64.5	3/10/2013 20:46	65.7	5/10/2013 21:51	65.6
29/9/2013 12:31	65.8	29/9/2013 21:36	64.3	1/10/2013 10:41	65.1	1/10/2013 19:46	64.0	3/10/2013 20:51	66.1	5/10/2013 21:56	65.3
29/9/2013 12:36	66.1	29/9/2013 21:41	64.8	1/10/2013 10:46	64.7	1/10/2013 19:51	64.2	3/10/2013 20:56	65.7	5/10/2013 22:01	65.1
29/9/2013 12:41	65.9	29/9/2013 21:46	64.5	1/10/2013 10:51	65.3	1/10/2013 19:56	63.7	3/10/2013 21:01	65.5	5/10/2013 22:06	65.2
29/9/2013 12:46	65.7	29/9/2013 21:51	65.1	1/10/2013 10:56	65.6	1/10/2013 20:01	65.2	3/10/2013 21:06	65.5	5/10/2013 22:11	65.5
29/9/2013 12:51	65.5	29/9/2013 21:56	65.8	1/10/2013 11:01	64.9	1/10/2013 20:06	64.0	3/10/2013 21:11	65.5	5/10/2013 22:16	65.6
29/9/2013 12:56	65.6	29/9/2013 22:01	65.6	1/10/2013 11:06	64.8	1/10/2013 20:11	63.8	3/10/2013 21:16	65.3	5/10/2013 22:21	65.4
29/9/2013 13:01	66.0	29/9/2013 22:06	65.7	1/10/2013 11:11	65.2	1/10/2013 20:16	63.6	3/10/2013 21:21	64.9	5/10/2013 22:26	65.3
29/9/2013 13:06	65.8	29/9/2013 22:11	66.0	1/10/2013 11:16	65.5	1/10/2013 20:21	64.0	3/10/2013 21:26	65.5	5/10/2013 22:31	65.9
29/9/2013 13:11	65.8	29/9/2013 22:16	66.3	1/10/2013 11:21	65.4	1/10/2013 20:26	64.1	3/10/2013 21:31	65.3	5/10/2013 22:36	65.6
29/9/2013 13:16	66.2	29/9/2013 22:21	65.9	1/10/2013 11:26	65.2	1/10/2013 20:31	63.7	3/10/2013 21:36	65.4	5/10/2013 22:41	65.6
29/9/2013 13:21	66.0	29/9/2013 22:26	66.2	1/10/2013 11:31	64.9	1/10/2013 20:36	63.9	3/10/2013 21:41	65.4	5/10/2013 22:46	64.8
29/9/2013 13:26	65.9	29/9/2013 22:31	65.6	1/10/2013 11:36	65.3	1/10/2013 20:41	63.4	3/10/2013 21:46	65.0	5/10/2013 22:51	65.2
29/9/2013 13:31	65.7	29/9/2013 22:36	65.5	1/10/2013 11:41	65.6	1/10/2013 20:46	63.3	3/10/2013 21:51	65.2	5/10/2013 22:56	65.3
29/9/2013 13:36	66.3	29/9/2013 22:41	65.9	1/10/2013 11:46	67.2	1/10/2013 20:51	63.6	3/10/2013 21:56	65.2	6/10/2013 7:01	64.0
29/9/2013 13:41	65.7	29/9/2013 22:46	65.6	1/10/2013 11:51	67.5	1/10/2013 20:56	64.2	3/10/2013 22:01	65.6	6/10/2013 7:06	64.4
29/9/2013 13:46	65.8	29/9/2013 22:51	65.7	1/10/2013 11:56	65.5	1/10/2013 21:01	64.1	3/10/2013 22:06	64.9	6/10/2013 7:11	64.1
29/9/2013 13:51	66.1	29/9/2013 22:56	66.0	1/10/2013 12:01	65.2	1/10/2013 21:06	64.4	3/10/2013 22:11	64.9	6/10/2013 7:16	64.5
29/9/2013 13:56	66.0	30/9/2013 19:01	64.2	1/10/2013 12:06	65.4	1/10/2013 21:11	63.9	3/10/2013 22:16	65.1	6/10/2013 7:21	64.4
29/9/2013 14:01	66.3	30/9/2013 19:06	65.3	1/10/2013 12:11	64.9	1/10/2013 21:16	64.8	3/10/2013 22:21	65.4	6/10/2013 7:26	65.4
29/9/2013 14:06	66.7	30/9/2013 19:11	65.7	1/10/2013 12:16	65.3	1/10/2013 21:21	64.0	3/10/2013 22:26	65.3	6/10/2013 7:31	65.2
29/9/2013 14:11	65.9	30/9/2013 19:16	65.5	1/10/2013 12:21	65.0	1/10/2013 21:26	63.9	3/10/2013 22:31	65.3	6/10/2013 7:36	64.6
29/9/2013 14:16	66.0	30/9/2013 19:21	65.3	1/10/2013 12:26	67.0	1/10/2013 21:31	64.1	3/10/2013 22:36	64.9	6/10/2013 7:41	64.9
29/9/2013 14:21	65.8	30/9/2013 19:26	65.5	1/10/2013 12:31	65.4	1/10/2013 21:36	64.1	3/10/2013 22:41	65.5	6/10/2013 7:46	64.9
29/9/2013 14:26	66.0	30/9/2013 19:31	65.3	1/10/2013 12:36	65.5	1/10/2013 21:41	64.2	3/10/2013 22:46	65.0	6/10/2013 7:51	64.5
29/9/2013 14:31	66.0	30/9/2013 19:36	64.9	1/10/2013 12:41	65.3	1/10/2013 21:46	64.1	3/10/2013 22:51	65.0	6/10/2013 7:56	64.4
29/9/2013 14:36	65.8	30/9/2013 19:41	64.7	1/10/2013 12:46	66.8	1/10/2013 21:51	64.4	3/10/2013 22:56	65.1	6/10/2013 8:01	64.7
29/9/2013 14:41	65.7	30/9/2013 19:46	65.1	1/10/2013 12:51	67.3	1/10/2013 21:56	63.9	4/10/2013 19:01	65.2	6/10/2013 8:06	64.8
29/9/2013 14:46	65.9	30/9/2013 19:51	65.4	1/10/2013 12:56	65.2	1/10/2013 22:01	63.9	4/10/2013 19:06	65.4	6/10/2013 8:11	65.2
29/9/2013 14:51	65.9	30/9/2013 19:56	66.2	1/10/2013 13:01	66.7	1/10/2013 22:06	63.9	4/10/2013 19:11	65.2	6/10/2013 8:16	65.2
29/9/2013 14:56	65.9	30/9/2013 20:01	66.3	1/10/2013 13:06	65.6	1/10/2013 22:11	63.4	4/10/2013 19:16	65.3	6/10/2013 8:21	65.8
29/9/2013 15:01	65.9	30/9/2013 20:06	66.4	1/10/2013 13:11	64.6	1/10/2013 22:16	64.4	4/10/2013 19:21	65.9	6/10/2013 8:26	65.4
29/9/2013 15:06	66.0	30/9/2013 20:11	66.0	1/10/2013 13:16	65.1	1/10/2013 22:21	63.7	4/10/2013 19:26	66.3	6/10/2013 8:31	65.3
29/9/2013 15:11	65.6	30/9/2013 20:16	65.8	1/10/2013 13:21	66.8	1/10/2013 22:26	64.1	4/10/2013 19:31	65.7	6/10/2013 8:36	65.2
29/9/2013 15:16	65.8	30/9/2013 20:21	65.7	1/10/2013 13:26	65.1	1/10/2013 22:31	64.4	4/10/2013 19:36	66.1	6/10/2013 8:41	65.4
29/9/2013 15:21	65.7	30/9/2013 20:26	65.9	1/10/2013 13:31	64.9	1/10/2013 22:36	63.5	4/10/2013 19:41	66.1	6/10/2013 8:46	65.4
29/9/2013 15:26	66.3	30/9/2013 20:31	65.7	1/10/2013 13:36	66.1	1/10/2013 22:41	63.8	4/10/2013 19:46	66.2	6/10/2013 8:51	65.6
29/9/2013 15:31	65.9	30/9/2013 20:36	65.7	1/10/2013 13:41	65.0	1/10/2013 22:46	63.5	4/10/2013 19:51	66.0	6/10/2013 8:56	65.7
29/9/2013 15:36	66.1	30/9/2013 20:41	65.8	1/10/2013 13:46	65.1	1/10/2013 22:51	63.8	4/10/2013 19:56	66.3	6/10/2013 9:01	65.7
29/9/2013 15:41	66.3	30/9/2013 20:46	65.3	1/10/2013 13:51	65.7	1/10/2013 22:56	63.4	4/10/2013 20:01	66.2	6/10/2013 9:06	66.1
29/9/2013 15:46	68.2	30/9/2013 20:51	65.8	1/10/2013 13:56	67.6	2/10/2013 19:01	65.7	4/10/2013 20:06	66.2	6/10/2013 9:11	65.9
29/9/2013 15:51	66.8	30/9/2013 20:56	64.8	1/10/2013 14:01	65.3	2/10/2013 19:06	65.5	4/10/2013 20:11	66.2	6/10/2013 9:16	66.4
29/9/2013 15:56	66.6	30/9/2013 21:01	64.9	1/10/2013 14:06	65.6	2/10/2013 19:11	66.1	4/10/2013 20:16	65.9	6/10/2013 9:21	66.3
29/9/2013 16:01	65.9	30/9/2013 21:06	65.3	1/10/2013 14:11	66.7	2/10/2013 19:16	66.2	4/10/2013 20:21	65.9	6/10/2013 9:26	65.9
29/9/2013 16:06	65.8	30/9/2013 21:11	65.2	1/10/2013 14:16	65.7	2/10/2013 19:21	66.5	4/10/2013 20:26	65.9	6/10/2013 9:31	65.7
29/9/2013 16:11	66.0	30/9/2013 21:16	65.0	1/10/2013 14:21	66.9	2/10/2013 19:26	66.2	4/10/2013 20:31	66.2	6/10/2013 9:36	66.1
29/9/2013 16:16	65.9	30/9/2013 21:21	65.3	1/10/2013 14:26	68.3	2/10/2013 19:31	65.8	4/10/2013 20:36	66.2	6/10/2013 9:41	65.3
29/9/2013 16:21	66.1	30/9/2013 21:26	65.0	1/10/2013 14:31	68.2	2/10/2013 19:36	66.3	4/10/2013 20:41	66.0	6/10/2013 9:46	65.9
29/9/2013 16:26	66.1	30/9/2013 21:31	64.7	1/10/2013 14:36	68.7	2/10/2013 19:41	66.6	4/10/2013 20:46	66.4	6/10/2013 9:51	65.3
29/9/2013 16:31	66.0	30/9/2013 21:36	65.5	1/10/2013 14:41	67.9	2/10/2013 19:46	66.4	4/10/2013 20:51	66.1	6/10/	

Real-time Noise Data	RTN1 (Food and Environmental Hygiene Department Depot)				
6/10/2013 13:21 65.5	6/10/2013 22:26 64.6	9/10/2013 19:31 65.8	11/10/2013 20:36 65.0	13/10/2013 9:41 65.9	13/10/2013 18:46 65.5
6/10/2013 13:26 68.6	6/10/2013 22:31 65.1	9/10/2013 19:36 66.1	11/10/2013 20:41 65.2	13/10/2013 9:46 65.7	13/10/2013 18:51 65.5
6/10/2013 13:31 68.3	6/10/2013 22:36 64.5	9/10/2013 19:41 66.0	11/10/2013 20:46 64.8	13/10/2013 9:51 65.6	13/10/2013 18:56 65.7
6/10/2013 13:36 68.2	6/10/2013 22:41 64.7	9/10/2013 19:46 66.1	11/10/2013 20:51 65.5	13/10/2013 9:56 65.9	13/10/2013 19:01 65.5
6/10/2013 13:41 62.1	6/10/2013 22:46 64.8	9/10/2013 19:51 66.4	11/10/2013 20:56 64.9	13/10/2013 10:01 65.5	13/10/2013 19:06 65.6
6/10/2013 13:46 65.8	6/10/2013 22:51 64.9	9/10/2013 19:56 65.6	11/10/2013 21:01 65.3	13/10/2013 10:06 65.6	13/10/2013 19:11 65.0
6/10/2013 13:51 65.6	6/10/2013 22:56 64.8	9/10/2013 20:01 65.6	11/10/2013 21:06 64.5	13/10/2013 10:11 65.6	13/10/2013 19:16 65.2
6/10/2013 13:56 65.7	7/10/2013 19:01 66.3	9/10/2013 20:06 65.5	11/10/2013 21:11 65.6	13/10/2013 10:16 65.9	13/10/2013 19:21 65.6
6/10/2013 14:01 65.9	7/10/2013 19:06 66.7	9/10/2013 20:11 65.5	11/10/2013 21:16 65.3	13/10/2013 10:21 65.4	13/10/2013 19:26 65.0
6/10/2013 14:06 66.1	7/10/2013 19:11 66.8	9/10/2013 20:16 65.5	11/10/2013 21:21 64.9	13/10/2013 10:26 65.4	13/10/2013 19:31 64.9
6/10/2013 14:11 66.2	7/10/2013 19:16 66.7	9/10/2013 20:21 65.6	11/10/2013 21:26 65.6	13/10/2013 10:31 65.0	13/10/2013 19:36 64.8
6/10/2013 14:16 66.2	7/10/2013 19:21 66.8	9/10/2013 20:26 65.2	11/10/2013 21:31 64.9	13/10/2013 10:36 65.1	13/10/2013 19:41 65.0
6/10/2013 14:21 66.3	7/10/2013 19:26 66.6	9/10/2013 20:31 65.5	11/10/2013 21:36 65.1	13/10/2013 10:41 65.7	13/10/2013 19:46 64.7
6/10/2013 14:26 66.1	7/10/2013 19:31 66.5	9/10/2013 20:36 65.4	11/10/2013 21:41 65.7	13/10/2013 10:46 65.5	13/10/2013 19:51 64.9
6/10/2013 14:31 66.0	7/10/2013 19:36 66.1	9/10/2013 20:41 65.7	11/10/2013 21:46 64.8	13/10/2013 10:51 65.7	13/10/2013 19:56 65.1
6/10/2013 14:36 66.1	7/10/2013 19:41 65.9	9/10/2013 20:46 65.3	11/10/2013 21:51 65.2	13/10/2013 10:56 64.7	13/10/2013 20:01 64.5
6/10/2013 14:41 66.4	7/10/2013 19:46 66.3	9/10/2013 20:51 65.0	11/10/2013 21:56 64.9	13/10/2013 11:01 65.5	13/10/2013 20:06 65.3
6/10/2013 14:46 66.2	7/10/2013 19:51 65.8	9/10/2013 20:56 64.9	11/10/2013 22:01 65.1	13/10/2013 11:06 65.7	13/10/2013 20:11 65.9
6/10/2013 14:51 66.0	7/10/2013 19:56 66.2	9/10/2013 21:01 65.3	11/10/2013 22:06 64.9	13/10/2013 11:11 65.7	13/10/2013 20:16 65.0
6/10/2013 14:56 66.0	7/10/2013 20:01 65.7	9/10/2013 21:06 65.2	11/10/2013 22:11 65.4	13/10/2013 11:16 65.7	13/10/2013 20:21 64.8
6/10/2013 15:01 65.5	7/10/2013 20:06 66.2	9/10/2013 21:11 65.1	11/10/2013 22:16 65.2	13/10/2013 11:21 65.6	13/10/2013 20:26 64.5
6/10/2013 15:06 66.0	7/10/2013 20:11 65.8	9/10/2013 21:16 65.4	11/10/2013 22:21 65.4	13/10/2013 11:26 66.1	13/10/2013 20:31 64.7
6/10/2013 15:11 65.8	7/10/2013 20:16 65.3	9/10/2013 21:21 65.2	11/10/2013 22:26 64.7	13/10/2013 11:31 65.3	13/10/2013 20:36 64.3
6/10/2013 15:16 65.8	7/10/2013 20:21 65.8	9/10/2013 21:26 65.1	11/10/2013 22:31 65.2	13/10/2013 11:36 65.0	13/10/2013 20:41 64.5
6/10/2013 15:21 66.3	7/10/2013 20:26 65.7	9/10/2013 21:31 65.2	11/10/2013 22:36 64.8	13/10/2013 11:41 65.2	13/10/2013 20:46 64.3
6/10/2013 15:26 65.8	7/10/2013 20:31 65.4	9/10/2013 21:36 65.5	11/10/2013 22:41 64.8	13/10/2013 11:46 65.1	13/10/2013 20:51 65.6
6/10/2013 15:31 65.8	7/10/2013 20:36 65.7	9/10/2013 21:41 65.3	11/10/2013 22:46 64.9	13/10/2013 11:51 64.8	13/10/2013 20:56 64.9
6/10/2013 15:36 65.5	7/10/2013 20:41 65.6	9/10/2013 21:46 64.7	11/10/2013 22:51 65.0	13/10/2013 11:56 66.3	13/10/2013 21:01 64.9
6/10/2013 15:41 65.9	7/10/2013 20:46 65.6	9/10/2013 21:51 65.1	11/10/2013 22:56 64.9	13/10/2013 12:01 64.8	13/10/2013 21:06 64.3
6/10/2013 15:46 66.0	7/10/2013 20:51 65.5	9/10/2013 21:56 64.9	12/10/2013 19:01 65.7	13/10/2013 12:06 65.4	13/10/2013 21:11 64.4
6/10/2013 15:51 66.7	7/10/2013 20:56 65.2	9/10/2013 22:01 64.9	12/10/2013 19:06 65.7	13/10/2013 12:11 65.0	13/10/2013 21:16 64.6
6/10/2013 15:56 66.2	7/10/2013 21:01 65.5	9/10/2013 22:06 65.1	12/10/2013 19:11 66.4	13/10/2013 12:16 65.1	13/10/2013 21:21 65.0
6/10/2013 16:01 66.1	7/10/2013 21:06 65.1	9/10/2013 22:11 65.6	12/10/2013 19:16 65.5	13/10/2013 12:21 65.6	13/10/2013 21:26 64.8
6/10/2013 16:06 65.7	7/10/2013 21:11 65.6	9/10/2013 22:16 65.5	12/10/2013 19:21 65.9	13/10/2013 12:26 65.3	13/10/2013 21:31 64.8
6/10/2013 16:11 65.7	7/10/2013 21:16 65.2	9/10/2013 22:21 65.1	12/10/2013 19:26 65.4	13/10/2013 12:31 65.4	13/10/2013 21:36 64.8
6/10/2013 16:16 66.4	7/10/2013 21:21 65.9	9/10/2013 22:26 65.0	12/10/2013 19:31 65.5	13/10/2013 12:36 65.1	13/10/2013 21:41 65.6
6/10/2013 16:21 66.2	7/10/2013 21:26 65.7	9/10/2013 22:31 64.9	12/10/2013 19:36 65.3	13/10/2013 12:41 65.4	13/10/2013 21:46 64.4
6/10/2013 16:26 66.0	7/10/2013 21:31 65.5	9/10/2013 22:36 65.0	12/10/2013 19:41 65.0	13/10/2013 12:46 65.0	13/10/2013 21:51 64.7
6/10/2013 16:31 66.1	7/10/2013 21:36 65.2	9/10/2013 22:41 65.5	12/10/2013 19:46 66.4	13/10/2013 12:51 65.4	13/10/2013 21:56 64.4
6/10/2013 16:36 65.9	7/10/2013 21:41 65.9	9/10/2013 22:46 65.1	12/10/2013 19:51 65.0	13/10/2013 12:56 65.3	13/10/2013 22:01 65.3
6/10/2013 16:41 66.0	7/10/2013 21:46 65.1	9/10/2013 22:51 65.1	12/10/2013 19:56 65.1	13/10/2013 13:01 65.5	13/10/2013 22:06 64.4
6/10/2013 16:46 66.1	7/10/2013 21:51 65.2	9/10/2013 22:56 64.9	12/10/2013 20:01 65.3	13/10/2013 13:06 65.5	13/10/2013 22:11 64.6
6/10/2013 16:51 66.0	7/10/2013 21:56 65.1	10/10/2013 19:01 66.3	12/10/2013 20:06 64.9	13/10/2013 13:11 65.4	13/10/2013 22:16 65.3
6/10/2013 16:56 65.9	7/10/2013 22:01 64.9	10/10/2013 19:06 66.4	12/10/2013 20:11 64.8	13/10/2013 13:16 65.7	13/10/2013 22:21 64.8
6/10/2013 17:01 65.9	7/10/2013 22:06 65.0	10/10/2013 19:11 66.2	12/10/2013 20:16 65.2	13/10/2013 13:21 65.5	13/10/2013 22:26 65.0
6/10/2013 17:06 65.7	7/10/2013 22:11 65.3	10/10/2013 19:16 66.6	12/10/2013 20:21 64.9	13/10/2013 13:26 65.5	13/10/2013 22:31 64.6
6/10/2013 17:11 66.2	7/10/2013 22:16 65.3	10/10/2013 19:21 66.6	12/10/2013 20:26 64.7	13/10/2013 13:31 65.5	13/10/2013 22:36 64.5
6/10/2013 17:16 66.1	7/10/2013 22:21 65.3	10/10/2013 19:26 66.2	12/10/2013 20:31 65.0	13/10/2013 13:36 65.1	13/10/2013 22:41 64.6
6/10/2013 17:21 66.0	7/10/2013 22:26 65.4	10/10/2013 19:31 66.2	12/10/2013 20:36 65.2	13/10/2013 13:41 65.1	13/10/2013 22:46 65.1
6/10/2013 17:26 65.5	7/10/2013 22:31 65.2	10/10/2013 19:36 66.6	12/10/2013 20:41 64.9	13/10/2013 13:46 65.1	13/10/2013 22:51 64.5
6/10/2013 17:31 65.8	7/10/2013 22:36 65.5	10/10/2013 19:41 65.7	12/10/2013 20:46 64.9	13/10/2013 13:51 64.9	13/10/2013 22:56 64.4
6/10/2013 17:36 65.8	7/10/2013 22:41 65.1	10/10/2013 19:46 65.5	12/10/2013 20:51 64.7	13/10/2013 13:56 65.2	14/10/2013 7:01 64.1
6/10/2013 17:41 66.7	7/10/2013 22:46 64.8	10/10/2013 19:51 66.0	12/10/2013 20:56 64.8	13/10/2013 14:01 65.7	14/10/2013 7:06 63.9
6/10/2013 17:46 65.7	7/10/2013 22:51 64.8	10/10/2013 19:56 65.8	12/10/2013 21:01 65.3	13/10/2013 14:06 65.5	14/10/2013 7:11 63.3
6/10/2013 17:51 66.2	7/10/2013 22:56 65.0	10/10/2013 20:01 65.5	12/10/2013 21:06 65.0	13/10/2013 14:11 65.1	14/10/2013 7:16 64.0
6/10/2013 17:56 65.5	8/10/2013 19:01 66.4	10/10/2013 20:06 65.3	12/10/2013 21:11 65.4	13/10/2013 14:16 64.8	14/10/2013 7:21 64.0
6/10/2013 18:01 66.0	8/10/2013 19:06 66.6	10/10/2013 20:11 65.7	12/10/2013 21:16 65.2	13/10/2013 14:21 65.0	14/10/2013 7:26 65.1
6/10/2013 18:06 65.8	8/10/2013 19:11 66.6	10/10/2013 20:16 65.3	12/10/2013 21:21 64.3	13/10/2013 14:26 64.9	14/10/2013 7:31 64.6
6/10/2013 18:11 65.7	8/10/2013 19:16 66.6	10/10/2013 20:21 65.7	12/10/2013 21:26 64.9	13/10/2013 14:31 65.0	14/10/2013 7:36 63.9
6/10/2013 18:16 65.5	8/10/2013 19:21 66.6	10/10/2013 20:26 65.7	12/10/2013 21:31 64.9	13/10/2013 14:36 65.2	14/10/2013 7:41 64.4
6/10/2013 18:21 65.8	8/10/2013 19:26 66.5	10/10/2013 20:31 65.5	12/10/2013 21:36 64.9	13/10/2013 14:41 65.3	14/10/2013 7:46 64.4
6/10/2013 18:26 65.4	8/10/2013 19:31 66.2	10/10/2013 20:36 66.0	12/10/2013 21:41 65.4	13/10/2013 14:46 65.2	14/10/2013 7:51 65.4
6/10/2013 18:31 65.7	8/10/2013 19:36 65.9	10/10/2013 20:41 65.6	12/10/2013 21:46 64.4	13/10/2013 14:51 65.4	14/10/2013 7:56 64.6
6/10/2013 18:36 65.6	8/10/2013 19:41 66.1	10/10/2013 20:46 65.3	12/10/2013 21:51 65.0	13/10/2013 14:56 65.4	14/10/2013 8:01 64.2
6/10/2013 18:41 65.8	8/10/2013 19:46 65.7	10/10/2013 20:51 65.6	12/10/2013 21:56 64.8	13/10/2013 15:01 65.1	14/10/2013 8:06 65.0
6/10/2013 18:46 65.4	8/10/2013 19:51 66.1	10/10/2013 20:56 65.5	12/10/2013 22:01 64.6	13/10/2013 15:06 65.2	14/10/2013 8:11 64.8
6/10/2013 18:51 65.5	8/10/2013 19:56 66.4	10/10/2013 21:01 65.2	12/10/2013 22:06 64.8	13/10/2013 15:11 64.8	14/10/2013 8:16 65.0
6/10/2013 18:56 65.5	8/10/2013 20:01 65.8	10/10/2013 21:06 65.6	12/10/2013 22:11 64.3	13/10/2013 15:16 65.0	14/10/2013 8:21 64.2
6/10/2013 19:01 65.4	8/10/2013 20:06 65.5	10/10/2013 21:11 65.5	12/10/2013 22:16 65.2	13/10/2013 15:21 65.3	14/10/2013 8:26 64.6
6/10/2013 19:06 65.7	8/10/2013 20:11 66.2	10/10/2013 21:16 65.4	12/10/2013 22:21 64.6	13/10/2013 15:26 65.3	14/10/2013 8:31 64.5
6/10/2013 19:11 65.4	8/10/2013 20:16 65.9	10/10/2013 21:21 65.3	12/10/2013 22:26 64.7	13/10/2013 15:31 65.3	14/10/2013 8:36 64.9
6/10/2013 19:16 65.2	8/10/2013 20:21 65.7	10/10/2013 21:26 65.5	12/10/2013 22:31 64.8	13/10/2013 15:36 65.6	14/10/2013 8:41 64.7
6/10/2013 19:21 65.8	8/10/2013 20:26 65.5	10/10/2013 21:31 65.4	12/10/2013 22:36 64.5	13/10/2013 15:41 65.2	14/10/2013 8:46 65.1
6/10/2013 19:26 65.5	8/10/2013 20:31 65.6	10/10/2013 21:36 65.2	12/10/2013 22:41 64.8	13/10/2013 15:46 64.8	14/10/2013 8:51 65.2
6/10/2013 19:31 65.4	8/10/2013 20:36 65.4	10/10/2013 21:41 65.2	12/10/2013 22:46 64.8	13/10/2013 15:51 65.5	14/10/2013 8:56 65.1
6/10/2013 19:36 65.5	8/10/2013 20:41 65.5	10/10/2013 21:46 64.9	12/10/2013 22:51 64.7	13/10/2013 15:56 65.5	14/10/2013 9:01 65.4
6/10/2013 19:41 65.2	8/10/2013 20:46 65.9	10/10/2013 21:51 65.0	12/10/2013 22:56 64.8	13/10/2013 16:01 65.3	14/10/2013 9:06 64.9
6/10/2013 19:46 65.0	8/10/2013 20:51 65.1	10/10/2013 21:56 65.3	13/10/2013 7:01 63.9	13/10/2013 16:06 65.6	

Real-time Noise Data	RTN1 (Food and Environmental Hygiene Department Depot)				
14/10/2013 11:51 65.6	14/10/2013 20:56 65.0	16/10/2013 22:01 64.8	19/10/2013 19:06 65.2	20/10/2013 12:11 64.4	20/10/2013 21:16 64.0
14/10/2013 11:56 65.4	14/10/2013 21:01 64.4	16/10/2013 22:06 65.2	19/10/2013 19:11 64.8	20/10/2013 12:16 64.4	20/10/2013 21:21 64.6
14/10/2013 12:01 66.3	14/10/2013 21:06 64.7	16/10/2013 22:11 65.1	19/10/2013 19:16 65.2	20/10/2013 12:21 64.8	20/10/2013 21:26 63.8
14/10/2013 12:06 65.5	14/10/2013 21:11 64.5	16/10/2013 22:16 65.7	19/10/2013 19:21 65.4	20/10/2013 12:26 64.4	20/10/2013 21:31 63.9
14/10/2013 12:11 65.6	14/10/2013 21:16 64.6	16/10/2013 22:21 65.4	19/10/2013 19:26 64.5	20/10/2013 12:31 64.2	20/10/2013 21:36 63.6
14/10/2013 12:16 65.5	14/10/2013 21:21 64.7	16/10/2013 22:26 65.1	19/10/2013 19:31 65.3	20/10/2013 12:36 64.5	20/10/2013 21:41 63.2
14/10/2013 12:21 65.1	14/10/2013 21:26 64.8	16/10/2013 22:31 65.6	19/10/2013 19:36 64.2	20/10/2013 12:41 64.9	20/10/2013 21:46 63.4
14/10/2013 12:26 65.9	14/10/2013 21:31 65.9	16/10/2013 22:36 65.0	19/10/2013 19:41 65.0	20/10/2013 12:46 64.9	20/10/2013 21:51 64.2
14/10/2013 12:31 65.9	14/10/2013 21:36 64.5	16/10/2013 22:41 64.8	19/10/2013 19:46 64.7	20/10/2013 12:51 64.5	20/10/2013 21:56 64.3
14/10/2013 12:36 65.6	14/10/2013 21:41 64.7	16/10/2013 22:46 64.8	19/10/2013 19:51 64.9	20/10/2013 12:56 64.6	20/10/2013 22:01 63.2
14/10/2013 12:41 65.7	14/10/2013 21:46 64.8	16/10/2013 22:51 64.7	19/10/2013 19:56 65.1	20/10/2013 13:01 64.9	20/10/2013 22:06 63.7
14/10/2013 12:46 65.5	14/10/2013 21:51 64.8	16/10/2013 22:56 64.5	19/10/2013 20:01 64.2	20/10/2013 13:06 65.0	20/10/2013 22:11 63.4
14/10/2013 12:51 65.7	14/10/2013 21:56 65.0	17/10/2013 19:01 66.6	19/10/2013 20:06 64.4	20/10/2013 13:11 65.1	20/10/2013 22:16 63.9
14/10/2013 12:56 65.7	14/10/2013 22:01 64.4	17/10/2013 19:06 66.9	19/10/2013 20:11 64.3	20/10/2013 13:16 64.8	20/10/2013 22:21 63.8
14/10/2013 13:01 65.5	14/10/2013 22:06 64.4	17/10/2013 19:11 66.8	19/10/2013 20:16 64.0	20/10/2013 13:21 65.0	20/10/2013 22:26 63.9
14/10/2013 13:06 65.5	14/10/2013 22:11 64.3	17/10/2013 19:16 66.6	19/10/2013 20:21 64.1	20/10/2013 13:26 64.8	20/10/2013 22:31 63.6
14/10/2013 13:11 65.6	14/10/2013 22:16 64.6	17/10/2013 19:21 66.4	19/10/2013 20:26 64.8	20/10/2013 13:31 64.5	20/10/2013 22:36 64.1
14/10/2013 13:16 65.4	14/10/2013 22:21 64.8	17/10/2013 19:26 66.7	19/10/2013 20:31 64.2	20/10/2013 13:36 64.4	20/10/2013 22:41 63.9
14/10/2013 13:21 65.9	14/10/2013 22:26 64.2	17/10/2013 19:31 66.0	19/10/2013 20:36 63.6	20/10/2013 13:41 64.6	20/10/2013 22:46 63.5
14/10/2013 13:26 65.3	14/10/2013 22:31 64.4	17/10/2013 19:36 65.8	19/10/2013 20:41 63.8	20/10/2013 13:46 64.7	20/10/2013 22:51 63.4
14/10/2013 13:31 65.7	14/10/2013 22:36 64.6	17/10/2013 19:41 66.3	19/10/2013 20:46 64.2	20/10/2013 13:51 64.9	20/10/2013 22:56 63.5
14/10/2013 13:36 65.7	14/10/2013 22:41 64.6	17/10/2013 19:46 66.8	19/10/2013 20:51 64.0	20/10/2013 13:56 64.9	21/10/2013 19:01 65.7
14/10/2013 13:41 65.5	14/10/2013 22:46 63.9	17/10/2013 19:51 66.0	19/10/2013 20:56 64.4	20/10/2013 14:01 65.1	21/10/2013 19:06 66.1
14/10/2013 13:46 65.6	14/10/2013 22:51 64.4	17/10/2013 19:56 65.8	19/10/2013 21:01 64.1	20/10/2013 14:06 65.2	21/10/2013 19:11 65.7
14/10/2013 13:51 65.6	14/10/2013 22:56 64.4	17/10/2013 20:01 66.3	19/10/2013 21:06 64.2	20/10/2013 14:11 64.7	21/10/2013 19:16 65.9
14/10/2013 13:56 65.5	15/10/2013 19:01 66.8	17/10/2013 20:06 66.2	19/10/2013 21:11 64.0	20/10/2013 14:16 65.0	21/10/2013 19:21 66.0
14/10/2013 14:01 65.4	15/10/2013 19:06 66.8	17/10/2013 20:11 66.1	19/10/2013 21:16 64.0	20/10/2013 14:21 65.0	21/10/2013 19:26 65.8
14/10/2013 14:06 65.5	15/10/2013 19:11 66.4	17/10/2013 20:16 66.3	19/10/2013 21:21 63.5	20/10/2013 14:26 64.9	21/10/2013 19:31 65.3
14/10/2013 14:11 66.0	15/10/2013 19:16 66.6	17/10/2013 20:21 65.8	19/10/2013 21:26 64.1	20/10/2013 14:31 64.8	21/10/2013 19:36 65.6
14/10/2013 14:16 65.6	15/10/2013 19:21 66.6	17/10/2013 20:26 65.6	19/10/2013 21:31 64.7	20/10/2013 14:36 64.7	21/10/2013 19:41 65.2
14/10/2013 14:21 65.7	15/10/2013 19:26 66.7	17/10/2013 20:31 66.1	19/10/2013 21:36 63.7	20/10/2013 14:41 64.7	21/10/2013 19:46 65.2
14/10/2013 14:26 65.9	15/10/2013 19:31 66.5	17/10/2013 20:36 65.9	19/10/2013 21:41 63.7	20/10/2013 14:46 64.9	21/10/2013 19:51 65.3
14/10/2013 14:31 65.7	15/10/2013 19:36 65.9	17/10/2013 20:41 65.4	19/10/2013 21:46 65.8	20/10/2013 14:51 64.3	21/10/2013 19:56 65.0
14/10/2013 14:36 65.9	15/10/2013 19:41 66.3	17/10/2013 20:46 66.1	19/10/2013 21:51 64.1	20/10/2013 14:56 64.7	21/10/2013 20:01 65.2
14/10/2013 14:41 65.8	15/10/2013 19:46 65.6	17/10/2013 20:51 65.8	19/10/2013 21:56 63.7	20/10/2013 15:01 64.5	21/10/2013 20:06 65.4
14/10/2013 14:46 65.9	15/10/2013 19:51 65.6	17/10/2013 20:56 65.6	19/10/2013 22:01 64.4	20/10/2013 15:06 64.9	21/10/2013 20:11 65.2
14/10/2013 14:51 65.5	15/10/2013 19:56 66.0	17/10/2013 21:01 65.9	19/10/2013 22:06 63.9	20/10/2013 15:11 65.1	21/10/2013 20:16 65.3
14/10/2013 14:56 65.9	15/10/2013 20:01 65.8	17/10/2013 21:06 65.9	19/10/2013 22:11 63.7	20/10/2013 15:16 64.6	21/10/2013 20:21 64.9
14/10/2013 15:01 65.4	15/10/2013 20:06 65.7	17/10/2013 21:11 65.4	19/10/2013 22:16 63.9	20/10/2013 15:21 65.5	21/10/2013 20:26 65.1
14/10/2013 15:06 65.6	15/10/2013 20:11 66.0	17/10/2013 21:16 65.2	19/10/2013 22:21 64.0	20/10/2013 15:26 64.8	21/10/2013 20:31 65.0
14/10/2013 15:11 66.0	15/10/2013 20:16 65.7	17/10/2013 21:21 65.4	19/10/2013 22:26 64.7	20/10/2013 15:31 64.7	21/10/2013 20:36 65.2
14/10/2013 15:16 65.8	15/10/2013 20:21 66.6	17/10/2013 21:26 65.0	19/10/2013 22:31 64.5	20/10/2013 15:36 64.3	21/10/2013 20:41 64.8
14/10/2013 15:21 66.0	15/10/2013 20:26 66.2	17/10/2013 21:31 65.6	19/10/2013 22:36 63.8	20/10/2013 15:41 64.1	21/10/2013 20:46 64.9
14/10/2013 15:26 65.8	15/10/2013 20:31 66.0	17/10/2013 21:36 65.8	19/10/2013 22:41 64.9	20/10/2013 15:46 63.6	21/10/2013 20:51 65.1
14/10/2013 15:31 65.3	15/10/2013 20:36 66.1	17/10/2013 21:41 65.2	19/10/2013 22:46 63.5	20/10/2013 15:51 64.4	21/10/2013 20:56 64.7
14/10/2013 15:36 65.8	15/10/2013 20:41 66.2	17/10/2013 21:46 65.3	19/10/2013 22:51 64.1	20/10/2013 15:56 64.5	21/10/2013 21:01 64.6
14/10/2013 15:41 65.8	15/10/2013 20:46 65.5	17/10/2013 21:51 65.2	19/10/2013 22:56 63.9	20/10/2013 16:01 64.5	21/10/2013 21:06 64.1
14/10/2013 15:46 65.8	15/10/2013 20:51 65.2	17/10/2013 21:56 66.1	20/10/2013 7:01 63.0	20/10/2013 16:06 64.7	21/10/2013 21:11 64.1
14/10/2013 15:51 65.5	15/10/2013 20:56 65.8	17/10/2013 22:01 65.3	20/10/2013 7:06 62.9	20/10/2013 16:11 63.7	21/10/2013 21:16 64.7
14/10/2013 15:56 65.8	15/10/2013 21:01 65.7	17/10/2013 22:06 65.5	20/10/2013 7:11 62.5	20/10/2013 16:16 63.6	21/10/2013 21:21 64.3
14/10/2013 16:01 66.0	15/10/2013 21:06 65.7	17/10/2013 22:11 65.2	20/10/2013 7:16 63.2	20/10/2013 16:21 63.3	21/10/2013 21:26 64.6
14/10/2013 16:06 65.5	15/10/2013 21:11 64.8	17/10/2013 22:16 65.3	20/10/2013 7:21 63.6	20/10/2013 16:26 64.2	21/10/2013 21:31 64.4
14/10/2013 16:11 65.2	15/10/2013 21:16 65.1	17/10/2013 22:21 65.6	20/10/2013 7:26 63.3	20/10/2013 16:31 64.1	21/10/2013 21:36 64.1
14/10/2013 16:16 65.7	15/10/2013 21:21 65.2	17/10/2013 22:26 65.2	20/10/2013 7:31 64.6	20/10/2013 16:36 63.7	21/10/2013 21:41 65.0
14/10/2013 16:21 65.8	15/10/2013 21:26 65.5	17/10/2013 22:31 65.4	20/10/2013 7:36 62.7	20/10/2013 16:41 64.3	21/10/2013 21:46 64.1
14/10/2013 16:26 65.3	15/10/2013 21:31 65.2	17/10/2013 22:36 65.5	20/10/2013 7:41 63.6	20/10/2013 16:46 63.9	21/10/2013 21:51 64.2
14/10/2013 16:31 65.5	15/10/2013 21:36 65.3	17/10/2013 22:41 65.8	20/10/2013 7:46 63.5	20/10/2013 16:51 64.1	21/10/2013 21:56 64.3
14/10/2013 16:36 65.6	15/10/2013 21:41 65.5	17/10/2013 22:46 65.0	20/10/2013 7:51 63.6	20/10/2013 16:56 63.7	21/10/2013 22:01 64.4
14/10/2013 16:41 65.6	15/10/2013 21:46 65.1	17/10/2013 22:51 64.7	20/10/2013 7:56 64.0	20/10/2013 17:01 64.5	21/10/2013 22:06 64.5
14/10/2013 16:46 65.4	15/10/2013 21:51 65.5	17/10/2013 22:56 64.9	20/10/2013 8:01 63.9	20/10/2013 17:06 64.5	21/10/2013 22:11 64.1
14/10/2013 16:51 65.8	15/10/2013 21:56 65.6	18/10/2013 19:01 64.7	20/10/2013 8:06 64.6	20/10/2013 17:11 64.2	21/10/2013 22:16 64.6
14/10/2013 16:56 65.4	15/10/2013 22:01 65.1	18/10/2013 19:06 64.5	20/10/2013 8:11 64.0	20/10/2013 17:16 64.5	21/10/2013 22:21 64.5
14/10/2013 17:01 65.6	15/10/2013 22:06 64.9	18/10/2013 19:11 64.2	20/10/2013 8:16 64.0	20/10/2013 17:21 64.2	21/10/2013 22:26 64.1
14/10/2013 17:06 65.2	15/10/2013 22:11 65.0	18/10/2013 19:16 64.3	20/10/2013 8:21 65.0	20/10/2013 17:26 64.2	21/10/2013 22:31 66.5
14/10/2013 17:11 65.3	15/10/2013 22:16 65.2	18/10/2013 19:21 64.5	20/10/2013 8:26 64.3	20/10/2013 17:31 64.4	21/10/2013 22:36 63.9
14/10/2013 17:16 65.1	15/10/2013 22:21 65.1	18/10/2013 19:26 64.0	20/10/2013 8:31 64.5	20/10/2013 17:36 64.6	21/10/2013 22:41 63.1
14/10/2013 17:21 65.4	15/10/2013 22:26 65.5	18/10/2013 19:31 63.3	20/10/2013 8:36 64.4	20/10/2013 17:41 64.3	21/10/2013 22:46 64.1
14/10/2013 17:26 65.4	15/10/2013 22:31 65.3	18/10/2013 19:36 64.5	20/10/2013 8:41 64.4	20/10/2013 17:46 64.3	21/10/2013 22:51 63.9
14/10/2013 17:31 65.1	15/10/2013 22:36 65.1	18/10/2013 19:41 65.0	20/10/2013 8:46 63.9	20/10/2013 17:51 63.5	21/10/2013 22:56 65.3
14/10/2013 17:36 65.2	15/10/2013 22:41 64.8	18/10/2013 19:46 66.4	20/10/2013 8:51 65.3	20/10/2013 17:56 63.3	22/10/2013 19:01 64.6
14/10/2013 17:41 65.5	15/10/2013 22:46 64.4	18/10/2013 19:51 65.6	20/10/2013 8:56 64.9	20/10/2013 18:01 63.7	22/10/2013 19:06 64.8
14/10/2013 17:46 65.5	15/10/2013 22:51 65.3	18/10/2013 19:56 65.5	20/10/2013 9:01 64.8	20/10/2013 18:06 63.6	22/10/2013 19:11 64.7
14/10/2013 17:51 65.4	15/10/2013 22:56 65.0	18/10/2013 20:01 66.3	20/10/2013 9:06 64.7	20/10/2013 18:11 64.0	22/10/2013 19:16 64.7
14/10/2013 17:56 65.1	16/10/2013 19:01 66.7	18/10/2013 20:06 65.2	20/10/2013 9:11 64.6	20/10/2013 18:16 63.8	22/10/2013 19:21 64.5
14/10/2013 18:01 64.9	16/10/2013 19:06 66.9	18/10/2013 20:11 65.5	20/10/2013 9:16 65.3	20/10/2013 18:21 64.1	22/10/2013 19:26 65.0
14/10/2013 18:06 65.2	16/10/2013 19:11 66.6	18/10/2013 20:16 65.6	20/10/2013 9:21 65.1	20/10/2013 18:26 63.8	22/10/2013 19:31 63.8
14/10/2013 18:11 64.8	16/10/2013 19:16 66.4	18/10/2013 20:21 65.6			

Real-time Noise Data	RTN1 (Food and Environmental Hygiene Department Depot)				
22/10/2013 22:21 64.4	25/10/2013 19:26 64.0	27/10/2013 8:31 64.2	27/10/2013 17:36 63.5	28/9/2013 3:26 57.5	29/9/2013 4:31 61.5
22/10/2013 22:26 64.0	25/10/2013 19:31 63.9	27/10/2013 8:36 64.3	27/10/2013 17:41 62.5	28/9/2013 3:31 57.2	29/9/2013 4:36 61.5
22/10/2013 22:31 64.3	25/10/2013 19:36 64.4	27/10/2013 8:41 64.6	27/10/2013 17:46 62.9	28/9/2013 3:36 58.0	29/9/2013 4:41 54.5
22/10/2013 22:36 64.4	25/10/2013 19:41 64.6	27/10/2013 8:46 64.1	27/10/2013 17:51 62.9	28/9/2013 3:41 55.9	29/9/2013 4:46 61.2
22/10/2013 22:41 64.5	25/10/2013 19:46 64.5	27/10/2013 8:51 64.4	27/10/2013 17:56 63.1	28/9/2013 3:46 55.7	29/9/2013 4:51 62.5
22/10/2013 22:46 64.1	25/10/2013 19:51 65.0	27/10/2013 8:56 64.7	27/10/2013 18:01 63.1	28/9/2013 3:51 57.1	29/9/2013 4:56 61.8
22/10/2013 22:51 63.7	25/10/2013 19:56 64.7	27/10/2013 9:01 64.6	27/10/2013 18:06 63.1	28/9/2013 3:56 56.1	29/9/2013 5:01 61.7
22/10/2013 22:56 63.9	25/10/2013 20:01 64.9	27/10/2013 9:06 64.9	27/10/2013 18:11 63.0	28/9/2013 4:01 56.4	29/9/2013 5:06 48.6
23/10/2013 19:01 66.5	25/10/2013 20:06 64.8	27/10/2013 9:11 64.8	27/10/2013 18:16 63.3	28/9/2013 4:06 56.9	29/9/2013 5:11 61.6
23/10/2013 19:06 65.6	25/10/2013 20:11 64.6	27/10/2013 9:16 64.8	27/10/2013 18:21 64.0	28/9/2013 4:11 55.9	29/9/2013 5:16 47.4
23/10/2013 19:11 65.9	25/10/2013 20:16 65.1	27/10/2013 9:21 64.8	27/10/2013 18:26 63.7	28/9/2013 4:16 53.4	29/9/2013 5:21 45.1
23/10/2013 19:16 65.9	25/10/2013 20:21 64.6	27/10/2013 9:26 64.7	27/10/2013 18:31 63.7	28/9/2013 4:21 56.8	29/9/2013 5:26 61.8
23/10/2013 19:21 65.7	25/10/2013 20:26 64.1	27/10/2013 9:31 64.7	27/10/2013 18:36 64.7	28/9/2013 4:26 55.6	29/9/2013 5:31 50.9
23/10/2013 19:26 66.1	25/10/2013 20:31 64.7	27/10/2013 9:36 65.8	27/10/2013 18:41 64.7	28/9/2013 4:31 55.6	29/9/2013 5:36 54.3
23/10/2013 19:31 65.9	25/10/2013 20:36 64.8	27/10/2013 9:41 65.2	27/10/2013 18:46 64.5	28/9/2013 4:36 53.4	29/9/2013 5:41 56.2
23/10/2013 19:36 65.1	25/10/2013 20:41 64.9	27/10/2013 9:46 65.1	27/10/2013 18:51 63.9	28/9/2013 4:41 57.1	29/9/2013 5:46 54.7
23/10/2013 19:41 66.1	25/10/2013 20:46 64.8	27/10/2013 9:51 65.3	27/10/2013 18:56 63.4	28/9/2013 4:46 54.7	29/9/2013 5:51 55.7
23/10/2013 19:46 64.7	25/10/2013 20:51 65.1	27/10/2013 9:56 65.1	27/10/2013 19:01 63.5	28/9/2013 4:51 55.2	29/9/2013 5:56 56.1
23/10/2013 19:51 65.0	25/10/2013 20:56 65.9	27/10/2013 10:01 64.6	27/10/2013 19:06 64.2	28/9/2013 4:56 56.4	29/9/2013 6:01 55.7
23/10/2013 19:56 64.8	25/10/2013 21:01 64.3	27/10/2013 10:06 65.0	27/10/2013 19:11 64.4	28/9/2013 5:01 54.2	29/9/2013 6:06 58.7
23/10/2013 20:01 64.9	25/10/2013 21:06 64.2	27/10/2013 10:11 65.0	27/10/2013 19:16 64.6	28/9/2013 5:06 57.2	29/9/2013 6:11 57.5
23/10/2013 20:06 65.1	25/10/2013 21:11 64.3	27/10/2013 10:16 64.8	27/10/2013 19:21 64.8	28/9/2013 5:11 55.0	29/9/2013 6:16 58.3
23/10/2013 20:11 65.1	25/10/2013 21:16 64.2	27/10/2013 10:21 65.6	27/10/2013 19:26 64.3	28/9/2013 5:16 55.9	29/9/2013 6:21 57.7
23/10/2013 20:16 65.4	25/10/2013 21:21 64.8	27/10/2013 10:26 65.5	27/10/2013 19:31 64.0	28/9/2013 5:21 56.7	29/9/2013 6:26 59.7
23/10/2013 20:21 65.1	25/10/2013 21:26 64.3	27/10/2013 10:31 65.2	27/10/2013 19:36 64.1	28/9/2013 5:26 55.5	29/9/2013 6:31 60.0
23/10/2013 20:26 64.8	25/10/2013 21:31 63.9	27/10/2013 10:36 65.1	27/10/2013 19:41 64.1	28/9/2013 5:31 55.9	29/9/2013 6:36 58.0
23/10/2013 20:31 64.7	25/10/2013 21:36 65.3	27/10/2013 10:41 65.1	27/10/2013 19:46 64.9	28/9/2013 5:36 56.6	29/9/2013 6:41 59.9
23/10/2013 20:36 64.9	25/10/2013 21:41 64.7	27/10/2013 10:46 65.6	27/10/2013 19:51 64.1	28/9/2013 5:41 54.1	29/9/2013 6:46 59.5
23/10/2013 20:41 65.3	25/10/2013 21:46 64.0	27/10/2013 10:51 64.6	27/10/2013 19:56 64.0	28/9/2013 5:46 57.8	29/9/2013 6:51 59.1
23/10/2013 20:46 64.7	25/10/2013 21:51 66.1	27/10/2013 10:56 64.3	27/10/2013 20:01 63.4	28/9/2013 5:51 56.5	29/9/2013 6:56 60.6
23/10/2013 20:51 65.1	25/10/2013 21:56 64.6	27/10/2013 11:01 64.9	27/10/2013 20:06 64.3	28/9/2013 5:56 57.9	29/9/2013 7:01 63.9
23/10/2013 20:56 64.2	25/10/2013 22:01 65.4	27/10/2013 11:06 64.8	27/10/2013 20:11 63.4	28/9/2013 6:01 57.6	29/9/2013 7:06 63.1
23/10/2013 21:01 64.4	25/10/2013 22:06 64.3	27/10/2013 11:11 64.8	27/10/2013 20:16 64.5	28/9/2013 6:06 58.5	29/9/2013 7:11 63.8
23/10/2013 21:06 64.1	25/10/2013 22:11 64.6	27/10/2013 11:16 64.2	27/10/2013 20:21 63.5	28/9/2013 6:11 59.5	29/9/2013 7:16 64.0
23/10/2013 21:11 64.3	25/10/2013 22:16 64.6	27/10/2013 11:21 64.2	27/10/2013 20:26 64.4	28/9/2013 6:16 58.8	29/9/2013 7:21 64.2
23/10/2013 21:16 64.5	25/10/2013 22:21 64.7	27/10/2013 11:26 64.8	27/10/2013 20:31 63.6	28/9/2013 6:21 60.3	29/9/2013 7:26 63.7
23/10/2013 21:21 65.1	25/10/2013 22:26 64.1	27/10/2013 11:31 64.2	27/10/2013 20:36 63.9	28/9/2013 6:26 59.2	29/9/2013 7:31 62.9
23/10/2013 21:26 64.7	25/10/2013 22:31 64.2	27/10/2013 11:36 64.1	27/10/2013 20:41 63.9	28/9/2013 6:31 60.0	29/9/2013 7:36 63.8
23/10/2013 21:31 64.4	25/10/2013 22:36 64.1	27/10/2013 11:41 65.1	27/10/2013 20:46 63.8	28/9/2013 6:36 62.1	29/9/2013 7:41 63.4
23/10/2013 21:36 64.4	25/10/2013 22:41 64.6	27/10/2013 11:46 63.7	27/10/2013 20:51 63.7	28/9/2013 6:41 62.4	29/9/2013 7:46 63.6
23/10/2013 21:41 64.5	25/10/2013 22:46 64.6	27/10/2013 11:51 64.3	27/10/2013 20:56 64.1	28/9/2013 6:46 61.8	29/9/2013 7:51 63.2
23/10/2013 21:46 65.4	25/10/2013 22:51 64.2	27/10/2013 11:56 64.2	27/10/2013 21:01 64.8	28/9/2013 6:51 62.2	29/9/2013 7:56 63.2
23/10/2013 21:51 65.1	25/10/2013 22:56 64.1	27/10/2013 12:01 64.0	27/10/2013 21:06 63.8	28/9/2013 6:56 61.9	30/9/2013 0:01 62.6
23/10/2013 21:56 64.6	26/10/2013 19:01 64.6	27/10/2013 12:06 65.6	27/10/2013 21:11 63.6	28/9/2013 7:01 62.0	30/9/2013 0:06 62.8
23/10/2013 22:01 64.6	26/10/2013 19:06 64.6	27/10/2013 12:11 64.2	27/10/2013 21:16 64.2	28/9/2013 7:06 61.7	30/9/2013 0:11 62.3
23/10/2013 22:06 64.4	26/10/2013 19:11 64.4	27/10/2013 12:16 63.2	27/10/2013 21:21 64.0	28/9/2013 7:11 62.5	30/9/2013 0:16 62.8
23/10/2013 22:11 64.3	26/10/2013 19:16 64.0	27/10/2013 12:21 66.9	27/10/2013 21:26 63.8	28/9/2013 7:16 62.2	30/9/2013 0:21 62.3
23/10/2013 22:16 64.4	26/10/2013 19:21 63.8	27/10/2013 12:26 64.8	27/10/2013 21:31 63.4	28/9/2013 7:21 61.7	30/9/2013 0:26 61.9
23/10/2013 22:21 65.3	26/10/2013 19:26 63.7	27/10/2013 12:31 63.4	27/10/2013 21:36 63.6	28/9/2013 7:26 61.1	30/9/2013 0:31 61.8
23/10/2013 22:26 64.8	26/10/2013 19:31 63.9	27/10/2013 12:36 63.2	27/10/2013 21:41 63.7	28/9/2013 7:31 61.2	30/9/2013 0:36 61.0
23/10/2013 22:31 65.5	26/10/2013 19:36 64.5	27/10/2013 12:41 62.5	27/10/2013 21:46 64.2	28/9/2013 7:36 62.5	30/9/2013 0:41 61.6
23/10/2013 22:36 64.0	26/10/2013 19:41 65.0	27/10/2013 12:46 62.5	27/10/2013 21:51 63.8	28/9/2013 7:41 61.3	30/9/2013 0:46 59.4
23/10/2013 22:41 64.8	26/10/2013 19:46 64.1	27/10/2013 12:51 62.5	27/10/2013 21:56 63.4	28/9/2013 7:46 61.2	30/9/2013 0:51 59.6
23/10/2013 22:46 64.3	26/10/2013 19:51 64.3	27/10/2013 12:56 63.8	27/10/2013 22:01 63.9	28/9/2013 7:51 60.7	30/9/2013 0:56 60.1
23/10/2013 22:51 63.9	26/10/2013 19:56 64.5	27/10/2013 13:01 64.4	27/10/2013 22:06 63.9	28/9/2013 7:56 61.3	30/9/2013 1:01 59.9
23/10/2013 22:56 64.5	26/10/2013 20:01 64.9	27/10/2013 13:06 63.7	27/10/2013 22:11 63.5	29/9/2013 0:01 62.1	30/9/2013 1:06 58.2
24/10/2013 19:01 65.2	26/10/2013 20:06 64.3	27/10/2013 13:11 63.9	27/10/2013 22:16 63.2	29/9/2013 0:06 61.2	30/9/2013 1:11 58.0
24/10/2013 19:06 65.7	26/10/2013 20:11 64.5	27/10/2013 13:16 64.1	27/10/2013 22:21 63.4	29/9/2013 0:11 61.1	30/9/2013 1:16 58.3
24/10/2013 19:11 66.2	26/10/2013 20:16 64.5	27/10/2013 13:21 64.5	27/10/2013 22:26 63.2	29/9/2013 0:16 62.4	30/9/2013 1:21 58.9
24/10/2013 19:16 65.7	26/10/2013 20:21 64.3	27/10/2013 13:26 65.0	27/10/2013 22:31 64.4	29/9/2013 0:21 61.1	30/9/2013 1:26 56.1
24/10/2013 19:21 65.7	26/10/2013 20:26 63.7	27/10/2013 13:31 64.4	27/10/2013 22:36 63.5	29/9/2013 0:26 60.9	30/9/2013 1:31 56.2
24/10/2013 19:26 65.7	26/10/2013 20:31 64.8	27/10/2013 13:36 64.0	27/10/2013 22:41 63.6	29/9/2013 0:31 61.2	30/9/2013 1:36 57.1
24/10/2013 19:31 65.4	26/10/2013 20:36 64.7	27/10/2013 13:41 64.0	27/10/2013 22:46 63.2	29/9/2013 0:36 61.3	30/9/2013 1:41 57.2
24/10/2013 19:36 65.4	26/10/2013 20:41 64.0	27/10/2013 13:46 63.6	27/10/2013 22:51 62.9	29/9/2013 0:41 60.4	30/9/2013 1:46 55.5
24/10/2013 19:41 65.3	26/10/2013 20:46 63.8	27/10/2013 13:51 63.7	27/10/2013 22:56 63.6	29/9/2013 0:46 61.0	30/9/2013 1:51 57.4
24/10/2013 19:46 65.0	26/10/2013 20:51 63.7	27/10/2013 13:56 65.1		29/9/2013 0:51 59.2	30/9/2013 1:56 51.0
24/10/2013 19:51 64.8	26/10/2013 20:56 63.7	27/10/2013 14:01 65.1		29/9/2013 0:56 60.3	30/9/2013 2:01 55.0
24/10/2013 19:56 65.3	26/10/2013 21:01 63.5	27/10/2013 14:06 65.5		29/9/2013 1:01 59.4	30/9/2013 2:06 55.2
24/10/2013 20:01 65.1	26/10/2013 21:06 64.5	27/10/2013 14:11 65.0		29/9/2013 1:06 58.5	30/9/2013 2:11 53.9
24/10/2013 20:06 65.8	26/10/2013 21:11 63.6	27/10/2013 14:16 64.5		29/9/2013 1:11 60.0	30/9/2013 2:16 45.6
24/10/2013 20:11 65.2	26/10/2013 21:16 64.6	27/10/2013 14:21 64.2		29/9/2013 1:16 58.5	30/9/2013 2:21 52.5
24/10/2013 20:16 64.9	26/10/2013 21:21 63.5	27/10/2013 14:26 64.0		29/9/2013 1:21 57.7	30/9/2013 2:26 55.7
24/10/2013 20:21 64.8	26/10/2013 21:26 64.4	27/10/2013 14:31 64.5		29/9/2013 1:26 58.9	30/9/2013 2:31 47.6
24/10/2013 20:26 64.8	26/10/2013 21:31 64.3	27/10/2013 14:36 63.5		29/9/2013 1:31 59.0	30/9/2013 2:36 55.1
24/10/2013 20:31 64.9	26/10/2013 21:36 63.9	27/10/2013 14:41 64.2		29/9/2013 1:36 59.0	30/9/2013 2:41 50.3
24/10/2013 20:36 64.7	26/10/2013 21:41 64.0	27/10/2013 14:46 64.5		29/9/2013 1:41 58.2	30/9/2013 2:46 61.7
24/10/2013 20:41 64.8	26/10/2013 21:46 64.4	27/10/2013 14:51 64.0		29/9/2013 1:46 57.2	30/9/2013 2:51 45.1
24/10/2013 20:46 64.2	26/10/2013 21:51 64.5	27/10/2013 14:56 63.3		29/9/2013 1:51 59.0	30/9/2013 2:56 44.6
24/10/2013 20:51 64.5	26/10/2013 21:56 64.6	27/10/2013 15:01 63.9		29/9/2013 1:56 57.4	30/9/2013 3:01 53.1
24/10/2013 20:56 64.3	26/10/2013 22:01 64.0	27/10/2013 15:06 64.1		29/9/2013 2:01 57.6	30/9/2013 3:06 52.9
24/10/2013 21:01 65.2	26/10/2013 22:06 63.8	27/10/2013 15:11 64			

Real-time Noise Data	RTN1 (Food and Environmental Hygiene Department Depot)										
30/9/2013 5:36	59.7	1/10/2013 6:41	57.7	2/10/2013 23:46	61.3	4/10/2013 0:51	58.8	5/10/2013 1:56	57.8	6/10/2013 3:01	55.4
30/9/2013 5:41	60.8	1/10/2013 6:46	55.6	2/10/2013 23:51	61.7	4/10/2013 0:56	58.8	5/10/2013 2:01	59.3	6/10/2013 3:06	56.5
30/9/2013 5:46	61.6	1/10/2013 6:51	58.2	2/10/2013 23:56	61.0	4/10/2013 1:01	57.2	5/10/2013 2:06	58.6	6/10/2013 3:11	56.3
30/9/2013 5:51	61.6	1/10/2013 6:56	59.0	3/10/2013 0:01	59.5	4/10/2013 1:06	58.0	5/10/2013 2:11	58.2	6/10/2013 3:16	58.6
30/9/2013 5:56	61.1	1/10/2013 23:01	59.4	3/10/2013 0:06	62.3	4/10/2013 1:11	57.8	5/10/2013 2:16	59.4	6/10/2013 3:21	55.2
30/9/2013 6:01	61.7	1/10/2013 23:06	55.0	3/10/2013 0:11	60.9	4/10/2013 1:16	55.9	5/10/2013 2:21	57.4	6/10/2013 3:26	57.1
30/9/2013 6:06	61.4	1/10/2013 23:11	57.3	3/10/2013 0:16	60.7	4/10/2013 1:21	58.8	5/10/2013 2:26	57.3	6/10/2013 3:31	55.7
30/9/2013 6:11	61.6	1/10/2013 23:16	55.6	3/10/2013 0:21	58.9	4/10/2013 1:26	58.5	5/10/2013 2:31	57.7	6/10/2013 3:36	57.4
30/9/2013 6:16	52.6	1/10/2013 23:21	57.2	3/10/2013 0:26	62.1	4/10/2013 1:31	57.5	5/10/2013 2:36	57.6	6/10/2013 3:41	56.9
30/9/2013 6:21	58.4	1/10/2013 23:26	58.1	3/10/2013 0:31	59.3	4/10/2013 1:36	58.3	5/10/2013 2:41	58.0	6/10/2013 3:46	56.1
30/9/2013 6:26	57.9	1/10/2013 23:31	56.6	3/10/2013 0:36	59.8	4/10/2013 1:41	57.7	5/10/2013 2:46	56.3	6/10/2013 3:51	55.7
30/9/2013 6:31	58.6	1/10/2013 23:36	57.7	3/10/2013 0:41	58.5	4/10/2013 1:46	57.1	5/10/2013 2:51	56.5	6/10/2013 3:56	53.0
30/9/2013 6:36	60.6	1/10/2013 23:41	56.3	3/10/2013 0:46	59.8	4/10/2013 1:51	56.4	5/10/2013 2:56	56.3	6/10/2013 4:01	53.4
30/9/2013 6:41	60.8	1/10/2013 23:46	55.5	3/10/2013 0:51	58.4	4/10/2013 1:56	54.6	5/10/2013 3:01	56.0	6/10/2013 4:06	55.1
30/9/2013 6:46	62.0	1/10/2013 23:51	60.3	3/10/2013 0:56	56.4	4/10/2013 2:01	52.0	5/10/2013 3:06	57.7	6/10/2013 4:11	53.8
30/9/2013 6:51	62.3	1/10/2013 23:56	56.2	3/10/2013 1:01	59.0	4/10/2013 2:06	60.4	5/10/2013 3:11	57.7	6/10/2013 4:16	59.0
30/9/2013 6:56	62.8	2/10/2013 0:01	56.2	3/10/2013 1:06	56.5	4/10/2013 2:11	50.6	5/10/2013 3:16	55.6	6/10/2013 4:21	55.6
30/9/2013 23:01	60.4	2/10/2013 0:06	57.7	3/10/2013 1:11	56.4	4/10/2013 2:16	56.7	5/10/2013 3:21	55.0	6/10/2013 4:26	55.0
30/9/2013 23:06	61.0	2/10/2013 0:11	54.5	3/10/2013 1:16	57.6	4/10/2013 2:21	55.2	5/10/2013 3:26	56.9	6/10/2013 4:31	54.3
30/9/2013 23:11	60.7	2/10/2013 0:16	55.6	3/10/2013 1:21	57.6	4/10/2013 2:26	52.3	5/10/2013 3:31	55.4	6/10/2013 4:36	53.3
30/9/2013 23:16	61.2	2/10/2013 0:21	40.3	3/10/2013 1:26	56.2	4/10/2013 2:31	55.1	5/10/2013 3:36	54.8	6/10/2013 4:41	55.1
30/9/2013 23:21	62.0	2/10/2013 0:26	53.7	3/10/2013 1:31	57.1	4/10/2013 2:36	48.8	5/10/2013 3:41	56.2	6/10/2013 4:46	54.3
30/9/2013 23:26	60.7	2/10/2013 0:31	44.6	3/10/2013 1:36	56.2	4/10/2013 2:41	49.3	5/10/2013 3:46	55.1	6/10/2013 4:51	53.5
30/9/2013 23:31	62.4	2/10/2013 0:36	61.3	3/10/2013 1:41	55.3	4/10/2013 2:46	53.7	5/10/2013 3:51	55.5	6/10/2013 4:56	53.5
30/9/2013 23:36	60.1	2/10/2013 0:41	52.9	3/10/2013 1:46	56.4	4/10/2013 2:51	55.1	5/10/2013 3:56	55.5	6/10/2013 5:01	52.2
30/9/2013 23:41	60.5	2/10/2013 0:46	61.7	3/10/2013 1:51	56.2	4/10/2013 2:56	52.0	5/10/2013 4:01	53.1	6/10/2013 5:06	55.7
30/9/2013 23:46	60.9	2/10/2013 0:51	61.0	3/10/2013 1:56	54.7	4/10/2013 3:01	52.7	5/10/2013 4:06	55.8	6/10/2013 5:11	54.5
30/9/2013 23:51	60.1	2/10/2013 0:56	61.4	3/10/2013 2:01	53.6	4/10/2013 3:06	50.1	5/10/2013 4:11	55.9	6/10/2013 5:16	55.1
30/9/2013 23:56	59.9	2/10/2013 1:01	60.7	3/10/2013 2:06	45.1	4/10/2013 3:11	52.7	5/10/2013 4:16	53.6	6/10/2013 5:21	56.3
1/10/2013 0:01	60.7	2/10/2013 1:06	60.4	3/10/2013 2:11	53.8	4/10/2013 3:16	50.4	5/10/2013 4:21	56.1	6/10/2013 5:26	55.6
1/10/2013 0:06	58.9	2/10/2013 1:11	60.3	3/10/2013 2:16	52.7	4/10/2013 3:21	45.6	5/10/2013 4:26	52.6	6/10/2013 5:31	50.3
1/10/2013 0:11	60.4	2/10/2013 1:16	60.5	3/10/2013 2:21	53.2	4/10/2013 3:26	50.7	5/10/2013 4:31	54.0	6/10/2013 5:36	55.7
1/10/2013 0:16	59.2	2/10/2013 1:21	60.6	3/10/2013 2:26	41.6	4/10/2013 3:31	61.8	5/10/2013 4:36	54.3	6/10/2013 5:41	53.7
1/10/2013 0:21	60.1	2/10/2013 1:26	60.8	3/10/2013 2:31	50.1	4/10/2013 3:36	44.0	5/10/2013 4:41	55.5	6/10/2013 5:46	55.3
1/10/2013 0:26	57.2	2/10/2013 1:31	60.5	3/10/2013 2:36	48.4	4/10/2013 3:41	49.1	5/10/2013 4:46	54.2	6/10/2013 5:51	57.0
1/10/2013 0:31	59.1	2/10/2013 1:36	60.7	3/10/2013 2:41	61.9	4/10/2013 3:46	61.8	5/10/2013 4:51	55.6	6/10/2013 5:56	56.9
1/10/2013 0:36	57.8	2/10/2013 1:41	59.7	3/10/2013 2:46	50.6	4/10/2013 3:51	53.4	5/10/2013 4:56	54.0	6/10/2013 6:01	56.0
1/10/2013 0:41	56.8	2/10/2013 1:46	60.2	3/10/2013 2:51	41.6	4/10/2013 3:56	61.5	5/10/2013 5:01	53.7	6/10/2013 6:06	58.1
1/10/2013 0:46	57.4	2/10/2013 1:51	60.2	3/10/2013 2:56	61.8	4/10/2013 4:01	61.7	5/10/2013 5:06	57.6	6/10/2013 6:11	58.0
1/10/2013 0:51	57.7	2/10/2013 1:56	59.7	3/10/2013 3:01	61.4	4/10/2013 4:06	52.2	5/10/2013 5:11	55.0	6/10/2013 6:16	58.9
1/10/2013 0:56	57.5	2/10/2013 2:01	60.1	3/10/2013 3:06	52.6	4/10/2013 4:11	50.4	5/10/2013 5:16	56.7	6/10/2013 6:21	57.9
1/10/2013 1:01	56.1	2/10/2013 2:06	59.5	3/10/2013 3:11	61.6	4/10/2013 4:16	47.9	5/10/2013 5:21	55.9	6/10/2013 6:26	60.7
1/10/2013 1:06	56.9	2/10/2013 2:11	59.6	3/10/2013 3:16	51.6	4/10/2013 4:21	61.7	5/10/2013 5:26	54.7	6/10/2013 6:31	59.9
1/10/2013 1:11	53.6	2/10/2013 2:16	58.7	3/10/2013 3:21	46.7	4/10/2013 4:26	49.1	5/10/2013 5:31	56.0	6/10/2013 6:36	60.0
1/10/2013 1:16	47.6	2/10/2013 2:21	58.9	3/10/2013 3:26	61.7	4/10/2013 4:31	61.9	5/10/2013 5:36	54.1	6/10/2013 6:41	62.3
1/10/2013 1:21	52.9	2/10/2013 2:26	59.6	3/10/2013 3:31	58.1	4/10/2013 4:36	47.4	5/10/2013 5:41	54.6	6/10/2013 6:46	60.3
1/10/2013 1:26	53.5	2/10/2013 2:31	58.9	3/10/2013 3:36	47.1	4/10/2013 4:41	49.8	5/10/2013 5:46	57.6	6/10/2013 6:51	62.7
1/10/2013 1:31	52.2	2/10/2013 2:36	59.3	3/10/2013 3:41	61.6	4/10/2013 4:46	52.3	5/10/2013 5:51	57.9	6/10/2013 6:56	60.8
1/10/2013 1:36	53.1	2/10/2013 2:41	58.4	3/10/2013 3:46	61.3	4/10/2013 4:51	49.8	5/10/2013 5:56	56.9	6/10/2013 7:01	61.9
1/10/2013 1:41	56.8	2/10/2013 2:46	59.3	3/10/2013 3:51	48.8	4/10/2013 4:56	61.9	5/10/2013 6:01	57.9	6/10/2013 23:06	61.3
1/10/2013 1:46	52.2	2/10/2013 2:51	58.5	3/10/2013 3:56	61.7	4/10/2013 5:01	55.0	5/10/2013 6:06	58.3	6/10/2013 23:11	60.9
1/10/2013 1:51	55.4	2/10/2013 2:56	58.7	3/10/2013 4:01	61.9	4/10/2013 5:06	51.0	5/10/2013 6:11	57.7	6/10/2013 23:16	61.3
1/10/2013 1:56	48.8	2/10/2013 3:01	58.3	3/10/2013 4:06	42.5	4/10/2013 5:11	44.6	5/10/2013 6:16	59.3	6/10/2013 23:21	61.4
1/10/2013 2:01	51.5	2/10/2013 3:06	58.7	3/10/2013 4:11	48.2	4/10/2013 5:16	49.8	5/10/2013 6:21	59.3	6/10/2013 23:26	62.1
1/10/2013 2:06	46.0	2/10/2013 3:11	58.2	3/10/2013 4:16	41.6	4/10/2013 5:21	54.0	5/10/2013 6:26	59.5	6/10/2013 23:31	60.4
1/10/2013 2:11	50.7	2/10/2013 3:16	58.2	3/10/2013 4:21	61.9	4/10/2013 5:26	56.6	5/10/2013 6:31	59.9	6/10/2013 23:36	61.6
1/10/2013 2:16	61.8	2/10/2013 3:21	57.8	3/10/2013 4:26	61.8	4/10/2013 5:31	54.5	5/10/2013 6:36	61.0	6/10/2013 23:41	61.0
1/10/2013 2:21	53.3	2/10/2013 3:26	58.2	3/10/2013 4:31	61.4	4/10/2013 5:36	54.3	5/10/2013 6:41	61.7	6/10/2013 23:46	61.1
1/10/2013 2:26	52.9	2/10/2013 3:31	57.2	3/10/2013 4:36	61.8	4/10/2013 5:41	54.7	5/10/2013 6:46	62.3	6/10/2013 23:51	61.4
1/10/2013 2:31	61.9	2/10/2013 3:36	59.1	3/10/2013 4:41	61.8	4/10/2013 5:46	55.8	5/10/2013 6:51	62.1	6/10/2013 23:56	60.9
1/10/2013 2:36	61.8	2/10/2013 3:41	58.4	3/10/2013 4:46	50.1	4/10/2013 5:51	57.2	5/10/2013 6:56	61.8	7/10/2013 0:01	60.1
1/10/2013 2:41	60.7	2/10/2013 3:46	57.5	3/10/2013 4:51	50.9	4/10/2013 5:56	57.3	5/10/2013 23:01	62.3	7/10/2013 0:06	60.6
1/10/2013 2:46	61.5	2/10/2013 3:51	57.6	3/10/2013 4:56	38.5	4/10/2013 6:01	57.1	5/10/2013 23:06	62.0	7/10/2013 0:11	59.4
1/10/2013 2:51	61.1	2/10/2013 3:56	57.5	3/10/2013 5:01	47.4	4/10/2013 6:06	57.6	5/10/2013 23:11	62.0	7/10/2013 0:16	58.7
1/10/2013 2:56	61.2	2/10/2013 4:01	56.9	3/10/2013 5:06	55.2	4/10/2013 6:11	58.8	5/10/2013 23:16	62.4	7/10/2013 0:21	60.5
1/10/2013 3:01	61.4	2/10/2013 4:06	58.3	3/10/2013 5:11	51.5	4/10/2013 6:16	58.9	5/10/2013 23:21	61.5	7/10/2013 0:26	60.9
1/10/2013 3:06	61.1	2/10/2013 4:11	58.2	3/10/2013 5:16	49.4	4/10/2013 6:21	59.8	5/10/2013 23:26	62.5	7/10/2013 0:31	58.0
1/10/2013 3:11	60.7	2/10/2013 4:16	57.4	3/10/2013 5:21	53.2	4/10/2013 6:26	61.1	5/10/2013 23:31	61.9	7/10/2013 0:36	57.9
1/10/2013 3:16	54.2	2/10/2013 4:21	58.5	3/10/2013 5:26	53.4	4/10/2013 6:31	61.1	5/10/2013 23:36	61.8	7/10/2013 0:41	56.6
1/10/2013 3:21	61.0	2/10/2013 4:26	58.1	3/10/2013 5:31	50.0	4/10/2013 6:36	61.5	5/10/2013 23:41	61.9	7/10/2013 0:46	61.2
1/10/2013 3:26	60.9	2/10/2013 4:31	57.7	3/10/2013 5:36	53.7	4/10/2013 6:41	62.3	5/10/2013 23:46	61.7		

Real-time Noise Data		RTN1 (Food and Environmental Hygiene Department Depot)									
7/10/2013 4:06	61.8	8/10/2013 5:11	54.7	9/10/2013 6:16	59.4	10/10/2013 23:21	62.0	12/10/2013 0:26	61.5	13/10/2013 1:31	56.4
7/10/2013 4:11	52.1	8/10/2013 5:16	51.3	9/10/2013 6:21	59.9	10/10/2013 23:26	62.2	12/10/2013 0:31	59.4	13/10/2013 1:36	55.9
7/10/2013 4:16	61.8	8/10/2013 5:21	52.4	9/10/2013 6:26	60.4	10/10/2013 23:31	62.3	12/10/2013 0:36	62.1	13/10/2013 1:41	56.4
7/10/2013 4:21	51.4	8/10/2013 5:26	55.6	9/10/2013 6:31	61.1	10/10/2013 23:36	61.4	12/10/2013 0:41	59.8	13/10/2013 1:46	54.8
7/10/2013 4:26	47.1	8/10/2013 5:31	53.9	9/10/2013 6:36	61.1	10/10/2013 23:41	61.6	12/10/2013 0:46	59.3	13/10/2013 1:51	55.8
7/10/2013 4:31	35.5	8/10/2013 5:36	55.7	9/10/2013 6:41	62.6	10/10/2013 23:46	61.6	12/10/2013 0:51	59.0	13/10/2013 1:56	58.4
7/10/2013 4:36	61.6	8/10/2013 5:41	54.1	9/10/2013 6:46	63.0	10/10/2013 23:51	61.9	12/10/2013 0:56	58.9	13/10/2013 2:01	56.5
7/10/2013 4:41	61.7	8/10/2013 5:46	57.0	9/10/2013 6:51	63.1	10/10/2013 23:56	60.9	12/10/2013 1:01	59.5	13/10/2013 2:06	54.1
7/10/2013 4:46	47.6	8/10/2013 5:51	57.5	9/10/2013 6:56	63.8	10/10/2013 0:01	61.9	12/10/2013 1:06	58.4	13/10/2013 2:11	57.1
7/10/2013 4:51	49.1	8/10/2013 5:56	57.1	9/10/2013 23:01	61.7	11/10/2013 0:06	61.8	12/10/2013 1:11	57.2	13/10/2013 2:16	55.9
7/10/2013 4:56	50.4	8/10/2013 6:01	57.7	9/10/2013 23:06	61.9	11/10/2013 0:11	60.2	12/10/2013 1:16	57.8	13/10/2013 2:21	56.9
7/10/2013 5:01	50.6	8/10/2013 6:06	56.6	9/10/2013 23:11	60.7	11/10/2013 0:16	61.3	12/10/2013 1:21	57.9	13/10/2013 2:26	55.3
7/10/2013 5:06	53.0	8/10/2013 6:11	59.0	9/10/2013 23:16	60.8	11/10/2013 0:21	60.8	12/10/2013 1:26	58.9	13/10/2013 2:31	56.3
7/10/2013 5:11	52.8	8/10/2013 6:16	60.4	9/10/2013 23:21	61.9	11/10/2013 0:26	61.3	12/10/2013 1:31	58.1	13/10/2013 2:36	62.2
7/10/2013 5:16	55.0	8/10/2013 6:21	60.5	9/10/2013 23:26	61.1	11/10/2013 0:31	58.4	12/10/2013 1:36	57.3	13/10/2013 2:41	57.5
7/10/2013 5:21	52.5	8/10/2013 6:26	60.8	9/10/2013 23:31	62.2	11/10/2013 0:36	58.9	12/10/2013 1:41	59.4	13/10/2013 2:46	54.2
7/10/2013 5:26	53.8	8/10/2013 6:31	61.8	9/10/2013 23:36	61.4	11/10/2013 0:41	59.9	12/10/2013 1:46	59.6	13/10/2013 2:51	53.2
7/10/2013 5:31	54.4	8/10/2013 6:36	61.7	9/10/2013 23:41	61.6	11/10/2013 0:46	58.8	12/10/2013 1:51	57.8	13/10/2013 2:56	55.9
7/10/2013 5:36	56.2	8/10/2013 6:41	62.8	9/10/2013 23:46	61.2	11/10/2013 0:51	58.8	12/10/2013 1:56	58.2	13/10/2013 3:01	55.1
7/10/2013 5:41	54.7	8/10/2013 6:46	62.6	9/10/2013 23:51	60.9	11/10/2013 0:56	59.0	12/10/2013 2:01	57.1	13/10/2013 3:06	53.5
7/10/2013 5:46	55.2	8/10/2013 6:51	63.7	9/10/2013 23:56	61.6	11/10/2013 1:01	58.8	12/10/2013 2:06	55.6	13/10/2013 3:11	53.9
7/10/2013 5:51	57.8	8/10/2013 6:56	63.3	10/10/2013 0:01	60.8	11/10/2013 1:06	59.4	12/10/2013 2:11	57.8	13/10/2013 3:16	53.0
7/10/2013 5:56	57.3	8/10/2013 23:01	61.7	10/10/2013 0:06	61.1	11/10/2013 1:11	58.0	12/10/2013 2:16	55.9	13/10/2013 3:21	54.8
7/10/2013 6:01	56.6	8/10/2013 23:06	61.9	10/10/2013 0:11	61.1	11/10/2013 1:16	56.9	12/10/2013 2:21	57.2	13/10/2013 3:26	53.7
7/10/2013 6:06	58.6	8/10/2013 23:11	62.5	10/10/2013 0:16	60.1	11/10/2013 1:21	58.4	12/10/2013 2:26	56.2	13/10/2013 3:31	53.0
7/10/2013 6:11	58.2	8/10/2013 23:16	62.3	10/10/2013 0:21	59.7	11/10/2013 1:26	56.2	12/10/2013 2:31	54.6	13/10/2013 3:36	53.4
7/10/2013 6:16	60.4	8/10/2013 23:21	62.2	10/10/2013 0:26	59.3	11/10/2013 1:31	56.5	12/10/2013 2:36	55.5	13/10/2013 3:41	51.0
7/10/2013 6:21	60.6	8/10/2013 23:26	61.7	10/10/2013 0:31	59.1	11/10/2013 1:36	57.2	12/10/2013 2:41	55.8	13/10/2013 3:46	50.6
7/10/2013 6:26	61.0	8/10/2013 23:31	61.3	10/10/2013 0:36	58.1	11/10/2013 1:41	55.4	12/10/2013 2:46	54.8	13/10/2013 3:51	49.4
7/10/2013 6:31	62.6	8/10/2013 23:36	61.4	10/10/2013 0:41	59.4	11/10/2013 1:46	58.1	12/10/2013 2:51	54.1	13/10/2013 3:56	53.5
7/10/2013 6:36	62.2	8/10/2013 23:41	59.7	10/10/2013 0:46	58.0	11/10/2013 1:51	56.4	12/10/2013 2:56	53.4	13/10/2013 4:01	51.7
7/10/2013 6:41	62.8	8/10/2013 23:46	62.3	10/10/2013 0:51	57.7	11/10/2013 1:56	57.9	12/10/2013 3:01	52.5	13/10/2013 4:06	51.5
7/10/2013 6:46	63.3	8/10/2013 23:51	60.2	10/10/2013 0:56	55.6	11/10/2013 2:01	55.7	12/10/2013 3:06	54.3	13/10/2013 4:11	54.2
7/10/2013 6:51	63.5	8/10/2013 23:56	61.0	10/10/2013 1:01	55.5	11/10/2013 2:06	53.8	12/10/2013 3:11	54.1	13/10/2013 4:16	53.5
7/10/2013 6:56	64.2	9/10/2013 0:01	60.8	10/10/2013 1:06	53.4	11/10/2013 2:11	52.1	12/10/2013 3:16	50.3	13/10/2013 4:21	57.4
7/10/2013 23:01	61.4	9/10/2013 0:06	61.2	10/10/2013 1:11	56.1	11/10/2013 2:16	53.3	12/10/2013 3:21	54.5	13/10/2013 4:26	50.6
7/10/2013 23:06	61.8	9/10/2013 0:11	60.8	10/10/2013 1:16	57.2	11/10/2013 2:21	54.2	12/10/2013 3:26	53.6	13/10/2013 4:31	47.1
7/10/2013 23:11	61.7	9/10/2013 0:16	60.6	10/10/2013 1:21	55.1	11/10/2013 2:26	55.3	12/10/2013 3:31	48.4	13/10/2013 4:36	48.8
7/10/2013 23:16	62.3	9/10/2013 0:21	58.9	10/10/2013 1:26	54.6	11/10/2013 2:31	52.5	12/10/2013 3:36	50.4	13/10/2013 4:41	46.7
7/10/2013 23:21	61.2	9/10/2013 0:26	61.1	10/10/2013 1:31	53.7	11/10/2013 2:36	51.4	12/10/2013 3:41	53.9	13/10/2013 4:46	53.9
7/10/2013 23:26	62.3	9/10/2013 0:31	60.6	10/10/2013 1:36	56.3	11/10/2013 2:41	55.5	12/10/2013 3:46	51.7	13/10/2013 4:51	51.0
7/10/2013 23:31	61.2	9/10/2013 0:36	59.6	10/10/2013 1:41	52.3	11/10/2013 2:46	55.5	12/10/2013 3:51	61.9	13/10/2013 4:56	43.3
7/10/2013 23:36	61.7	9/10/2013 0:41	61.3	10/10/2013 1:46	54.7	11/10/2013 2:51	61.9	12/10/2013 3:56	47.9	13/10/2013 5:01	49.6
7/10/2013 23:41	60.5	9/10/2013 0:46	58.7	10/10/2013 1:51	54.2	11/10/2013 2:56	51.1	12/10/2013 4:01	52.8	13/10/2013 5:06	55.4
7/10/2013 23:46	61.4	9/10/2013 0:51	58.5	10/10/2013 1:56	50.9	11/10/2013 3:01	61.8	12/10/2013 4:06	44.6	13/10/2013 5:11	52.9
7/10/2013 23:51	60.6	9/10/2013 0:56	59.3	10/10/2013 2:01	61.9	11/10/2013 3:06	52.8	12/10/2013 4:11	47.6	13/10/2013 5:16	53.7
7/10/2013 23:56	60.7	9/10/2013 1:01	58.3	10/10/2013 2:06	48.8	11/10/2013 3:11	61.6	12/10/2013 4:16	61.9	13/10/2013 5:21	50.4
8/10/2013 0:01	63.1	9/10/2013 1:06	58.3	10/10/2013 2:11	61.9	11/10/2013 3:16	61.8	12/10/2013 4:21	48.2	13/10/2013 5:26	56.0
8/10/2013 0:06	60.6	9/10/2013 1:11	56.9	10/10/2013 2:16	44.6	11/10/2013 3:21	47.4	12/10/2013 4:26	51.3	13/10/2013 5:31	49.6
8/10/2013 0:11	60.9	9/10/2013 1:16	59.2	10/10/2013 2:21	51.6	11/10/2013 3:26	61.3	12/10/2013 4:31	38.5	13/10/2013 5:36	54.3
8/10/2013 0:16	60.8	9/10/2013 1:21	56.6	10/10/2013 2:26	51.7	11/10/2013 3:31	61.7	12/10/2013 4:36	61.8	13/10/2013 5:41	52.9
8/10/2013 0:21	60.2	9/10/2013 1:26	57.6	10/10/2013 2:31	48.8	11/10/2013 3:36	52.9	12/10/2013 4:41	54.9	13/10/2013 5:46	53.9
8/10/2013 0:26	61.5	9/10/2013 1:31	56.8	10/10/2013 2:36	53.5	11/10/2013 3:41	50.0	12/10/2013 4:46	61.8	13/10/2013 5:51	50.0
8/10/2013 0:31	58.9	9/10/2013 1:36	57.6	10/10/2013 2:41	48.8	11/10/2013 3:46	61.7	12/10/2013 4:51	61.9	13/10/2013 5:56	56.1
8/10/2013 0:36	59.9	9/10/2013 1:41	55.8	10/10/2013 2:46	61.8	11/10/2013 3:51	61.8	12/10/2013 4:56	61.6	13/10/2013 6:01	54.9
8/10/2013 0:41	58.4	9/10/2013 1:46	55.0	10/10/2013 2:51	61.5	11/10/2013 3:56	61.4	12/10/2013 5:01	51.5	13/10/2013 6:06	54.9
8/10/2013 0:46	59.2	9/10/2013 1:51	58.1	10/10/2013 2:56	61.8	11/10/2013 4:01	41.6	12/10/2013 5:06	56.6	13/10/2013 6:11	56.1
8/10/2013 0:51	58.1	9/10/2013 1:56	54.3	10/10/2013 3:01	61.6	11/10/2013 4:06	61.7	12/10/2013 5:11	50.1	13/10/2013 6:16	56.2
8/10/2013 0:56	58.1	9/10/2013 2:01	49.8	10/10/2013 3:06	61.9	11/10/2013 4:11	61.6	12/10/2013 5:16	51.3	13/10/2013 6:21	59.0
8/10/2013 1:01	59.7	9/10/2013 2:06	51.9	10/10/2013 3:11	61.5	11/10/2013 4:16	61.8	12/10/2013 5:21	50.1	13/10/2013 6:26	59.6
8/10/2013 1:06	58.0	9/10/2013 2:11	54.9	10/10/2013 3:16	61.3	11/10/2013 4:21	41.6	12/10/2013 5:26	49.1	13/10/2013 6:31	58.8
8/10/2013 1:11	59.3	9/10/2013 2:16	52.3	10/10/2013 3:21	61.4	11/10/2013 4:26	61.6	12/10/2013 5:31	44.0	13/10/2013 6:36	59.3
8/10/2013 1:16	57.2	9/10/2013 2:21	48.4	10/10/2013 3:26	61.2	11/10/2013 4:31	61.8	12/10/2013 5:36	50.6	13/10/2013 6:41	58.9
8/10/2013 1:21	58.9	9/10/2013 2:26	53.7	10/10/2013 3:31	61.3	11/10/2013 4:36	61.3	12/10/2013 5:41	51.6	13/10/2013 6:46	58.4
8/10/2013 1:26	56.1	9/10/2013 2:31	52.0	10/10/2013 3:36	61.7	11/10/2013 4:41	49.1	12/10/2013 5:46	55.2	13/10/2013 6:51	60.1
8/10/2013 1:31	56.7	9/10/2013 2:36	49.8	10/10/2013 3:41	45.6	11/10/2013 4:46	61.7	12/10/2013 5:51	55.6	13/10/2013 6:56	60.5
8/10/2013 1:36	55.8	9/10/2013 2:41	46.0	10/10/2013 3:46	61.4	11/10/2013 4:51	61.2	12/10/2013 5:56	56.5	13/10/2013 23:01	61.3
8/10/2013 1:41	57.4	9/10/2013 2:46	51.4	10/10/2013 3:51	61.5	11/10/2013 4:56	61.0	12/10/2013 6:01	55.2	13/10/2013 23:06	60.2
8/10/2013 1:46	55.5	9/10/2013 2:51	61.9	10/10/2013 3:56	61.7	11/10/2013 5:01	61.3	12/10/2013 6:06	56.6	13/10/2013 23:11	60.9
8/10/2013 1:51	54.8	9/10/2013 2:56	43.3								

Real-time Noise Data	RTN1 (Food and Environmental Hygiene Department Depot)					
14/10/2013 2:36 54.7	15/10/2013 3:41 61.5	16/10/2013 4:46 61.3	17/10/2013 5:51 56.2	18/10/2013 6:56 58.9	20/10/2013 0:01 59.9	
14/10/2013 2:41 51.9	15/10/2013 3:46 61.3	16/10/2013 4:51 61.8	17/10/2013 5:56 55.6	18/10/2013 23:01 59.8	20/10/2013 0:06 58.0	
14/10/2013 2:46 42.5	15/10/2013 3:51 61.5	16/10/2013 4:56 61.9	17/10/2013 6:01 53.1	18/10/2013 23:06 59.2	20/10/2013 0:11 56.6	
14/10/2013 2:51 54.8	15/10/2013 3:56 61.4	16/10/2013 5:01 61.8	17/10/2013 6:06 56.2	18/10/2013 23:11 60.8	20/10/2013 0:16 57.4	
14/10/2013 2:56 51.9	15/10/2013 4:01 61.1	16/10/2013 5:06 51.6	17/10/2013 6:11 57.9	18/10/2013 23:16 59.7	20/10/2013 0:21 56.3	
14/10/2013 3:01 61.8	15/10/2013 4:06 61.6	16/10/2013 5:11 43.3	17/10/2013 6:16 58.1	18/10/2013 23:21 59.8	20/10/2013 0:26 53.8	
14/10/2013 3:06 47.1	15/10/2013 4:11 61.1	16/10/2013 5:16 50.9	17/10/2013 6:21 58.7	18/10/2013 23:26 58.6	20/10/2013 0:31 56.7	
14/10/2013 3:11 51.0	15/10/2013 4:16 61.4	16/10/2013 5:21 51.0	17/10/2013 6:26 59.6	18/10/2013 23:31 61.4	20/10/2013 0:36 55.9	
14/10/2013 3:16 61.9	15/10/2013 4:21 61.6	16/10/2013 5:26 55.1	17/10/2013 6:31 61.0	18/10/2013 23:36 61.6	20/10/2013 0:41 56.9	
14/10/2013 3:21 61.6	15/10/2013 4:26 61.2	16/10/2013 5:31 52.0	17/10/2013 6:36 59.9	18/10/2013 23:41 59.2	20/10/2013 0:46 50.6	
14/10/2013 3:26 52.0	15/10/2013 4:31 61.4	16/10/2013 5:36 53.8	17/10/2013 6:41 62.1	18/10/2013 23:46 60.4	20/10/2013 0:51 55.1	
14/10/2013 3:31 46.0	15/10/2013 4:36 61.4	16/10/2013 5:41 55.5	17/10/2013 6:46 62.3	18/10/2013 23:51 59.1	20/10/2013 0:56 55.0	
14/10/2013 3:36 42.5	15/10/2013 4:41 61.0	16/10/2013 5:46 55.7	17/10/2013 6:51 62.2	18/10/2013 23:56 60.6	20/10/2013 1:01 38.5	
14/10/2013 3:41 47.6	15/10/2013 4:46 61.4	16/10/2013 5:51 56.9	17/10/2013 6:56 62.8	19/10/2013 0:01 58.1	20/10/2013 1:06 52.4	
14/10/2013 3:46 61.6	15/10/2013 4:51 61.5	16/10/2013 5:56 55.1	17/10/2013 23:01 59.8	19/10/2013 0:06 63.5	20/10/2013 1:11 46.4	
14/10/2013 3:51 61.7	15/10/2013 4:56 61.8	16/10/2013 6:01 56.8	17/10/2013 23:06 59.2	19/10/2013 0:11 58.7	20/10/2013 1:16 53.4	
14/10/2013 3:56 61.8	15/10/2013 5:01 61.1	16/10/2013 6:06 58.1	17/10/2013 23:11 60.8	19/10/2013 0:16 60.9	20/10/2013 1:21 61.8	
14/10/2013 4:01 61.7	15/10/2013 5:06 44.0	16/10/2013 6:11 58.7	17/10/2013 23:16 59.7	19/10/2013 0:21 57.5	20/10/2013 1:26 61.8	
14/10/2013 4:06 61.8	15/10/2013 5:11 42.5	16/10/2013 6:16 59.1	17/10/2013 23:21 59.8	19/10/2013 0:26 61.2	20/10/2013 1:31 61.4	
14/10/2013 4:11 61.8	15/10/2013 5:16 46.4	16/10/2013 6:21 59.4	17/10/2013 23:26 58.6	19/10/2013 0:31 59.4	20/10/2013 1:36 48.6	
14/10/2013 4:16 61.6	15/10/2013 5:21 61.6	16/10/2013 6:26 60.8	17/10/2013 23:31 61.4	19/10/2013 0:36 58.2	20/10/2013 1:41 49.6	
14/10/2013 4:21 46.0	15/10/2013 5:26 61.8	16/10/2013 6:31 60.7	17/10/2013 23:36 61.6	19/10/2013 0:41 58.5	20/10/2013 1:46 61.4	
14/10/2013 4:26 61.8	15/10/2013 5:31 61.9	16/10/2013 6:36 61.8	17/10/2013 23:41 59.2	19/10/2013 0:46 58.1	20/10/2013 1:51 61.7	
14/10/2013 4:31 61.8	15/10/2013 5:36 48.6	16/10/2013 6:41 62.4	17/10/2013 23:46 60.4	19/10/2013 0:51 56.3	20/10/2013 1:56 61.3	
14/10/2013 4:36 61.9	15/10/2013 5:41 50.6	16/10/2013 6:46 63.3	17/10/2013 23:51 59.1	19/10/2013 0:56 56.2	20/10/2013 2:01 61.5	
14/10/2013 4:41 57.6	15/10/2013 5:46 54.4	16/10/2013 6:51 63.1	17/10/2013 23:56 60.6	19/10/2013 1:01 55.5	20/10/2013 2:06 61.4	
14/10/2013 4:46 52.5	15/10/2013 5:51 56.5	16/10/2013 6:56 63.2	18/10/2013 0:01 58.1	19/10/2013 1:06 56.2	20/10/2013 2:11 61.0	
14/10/2013 4:51 46.4	15/10/2013 5:56 54.8	16/10/2013 23:01 61.7	18/10/2013 0:06 63.5	19/10/2013 1:11 51.6	20/10/2013 2:16 61.0	
14/10/2013 4:56 52.1	15/10/2013 6:01 53.5	16/10/2013 23:06 61.8	18/10/2013 0:11 58.7	19/10/2013 1:16 52.2	20/10/2013 2:21 61.4	
14/10/2013 5:01 47.4	15/10/2013 6:06 57.3	16/10/2013 23:11 62.4	18/10/2013 0:16 60.9	19/10/2013 1:21 47.1	20/10/2013 2:26 61.3	
14/10/2013 5:06 61.7	15/10/2013 6:11 58.1	16/10/2013 23:16 61.4	18/10/2013 0:21 57.5	19/10/2013 1:26 38.5	20/10/2013 2:31 61.1	
14/10/2013 5:11 51.3	15/10/2013 6:16 57.8	16/10/2013 23:21 60.9	18/10/2013 0:26 61.2	19/10/2013 1:31 56.9	20/10/2013 2:36 61.0	
14/10/2013 5:16 45.1	15/10/2013 6:21 59.8	16/10/2013 23:26 61.8	18/10/2013 0:31 59.4	19/10/2013 1:36 49.6	20/10/2013 2:41 61.1	
14/10/2013 5:21 61.7	15/10/2013 6:26 60.0	16/10/2013 23:31 60.7	18/10/2013 0:36 58.2	19/10/2013 1:41 45.6	20/10/2013 2:46 60.6	
14/10/2013 5:26 53.9	15/10/2013 6:31 60.3	16/10/2013 23:36 61.4	18/10/2013 0:41 58.5	19/10/2013 1:46 61.7	20/10/2013 2:51 61.0	
14/10/2013 5:31 52.8	15/10/2013 6:36 61.0	16/10/2013 23:41 61.8	18/10/2013 0:46 58.1	19/10/2013 1:51 42.5	20/10/2013 2:56 60.7	
14/10/2013 5:36 49.3	15/10/2013 6:41 61.5	16/10/2013 23:46 61.3	18/10/2013 0:51 56.3	19/10/2013 1:56 61.7	20/10/2013 3:01 60.9	
14/10/2013 5:41 55.2	15/10/2013 6:46 61.8	16/10/2013 23:51 60.7	18/10/2013 0:56 56.2	19/10/2013 2:01 43.3	20/10/2013 3:06 60.7	
14/10/2013 5:46 49.1	15/10/2013 6:51 62.6	16/10/2013 23:56 61.3	18/10/2013 1:01 55.5	19/10/2013 2:06 61.8	20/10/2013 3:11 60.6	
14/10/2013 5:51 53.7	15/10/2013 6:56 63.0	17/10/2013 0:01 60.1	18/10/2013 1:06 56.2	19/10/2013 2:11 61.3	20/10/2013 3:16 60.6	
14/10/2013 5:56 52.0	15/10/2013 23:01 62.0	17/10/2013 0:06 60.1	18/10/2013 1:11 51.6	19/10/2013 2:16 61.1	20/10/2013 3:21 61.0	
14/10/2013 6:01 52.0	15/10/2013 23:06 61.0	17/10/2013 0:11 60.2	18/10/2013 1:16 52.2	19/10/2013 2:21 61.8	20/10/2013 3:26 60.5	
14/10/2013 6:06 58.9	15/10/2013 23:11 60.9	17/10/2013 0:16 60.9	18/10/2013 1:21 47.1	19/10/2013 2:26 60.7	20/10/2013 3:31 60.6	
14/10/2013 6:11 55.6	15/10/2013 23:16 62.2	17/10/2013 0:21 60.7	18/10/2013 1:26 38.5	19/10/2013 2:31 61.1	20/10/2013 3:36 60.6	
14/10/2013 6:16 55.0	15/10/2013 23:21 61.4	17/10/2013 0:26 59.1	18/10/2013 1:31 56.9	19/10/2013 2:36 61.8	20/10/2013 3:41 60.3	
14/10/2013 6:21 56.9	15/10/2013 23:26 61.0	17/10/2013 0:31 59.4	18/10/2013 1:36 49.6	19/10/2013 2:41 61.3	20/10/2013 3:46 60.5	
14/10/2013 6:26 58.2	15/10/2013 23:31 61.0	17/10/2013 0:36 57.4	18/10/2013 1:41 45.6	19/10/2013 2:46 61.2	20/10/2013 3:51 59.7	
14/10/2013 6:31 57.9	15/10/2013 23:36 60.4	17/10/2013 0:41 56.7	18/10/2013 1:46 61.7	19/10/2013 2:51 61.0	20/10/2013 3:56 60.2	
14/10/2013 6:36 58.1	15/10/2013 23:41 60.9	17/10/2013 0:46 57.9	18/10/2013 1:51 42.5	19/10/2013 2:56 60.2	20/10/2013 4:01 60.0	
14/10/2013 6:41 59.5	15/10/2013 23:46 61.1	17/10/2013 0:51 57.0	18/10/2013 1:56 61.7	19/10/2013 3:01 61.1	20/10/2013 4:06 59.2	
14/10/2013 6:46 60.9	15/10/2013 23:51 60.5	17/10/2013 0:56 57.8	18/10/2013 2:01 43.3	19/10/2013 3:06 60.9	20/10/2013 4:11 59.9	
14/10/2013 6:51 59.9	15/10/2013 23:56 59.6	17/10/2013 1:01 59.1	18/10/2013 2:06 61.8	19/10/2013 3:11 60.4	20/10/2013 4:16 60.1	
14/10/2013 6:56 60.5	16/10/2013 0:01 59.5	17/10/2013 1:06 56.6	18/10/2013 2:11 61.3	19/10/2013 3:16 60.0	20/10/2013 4:21 60.5	
14/10/2013 23:01 59.2	16/10/2013 0:06 60.7	17/10/2013 1:11 56.8	18/10/2013 2:16 61.1	19/10/2013 3:21 50.3	20/10/2013 4:26 60.4	
14/10/2013 23:06 60.1	16/10/2013 0:11 59.7	17/10/2013 1:16 54.2	18/10/2013 2:21 61.8	19/10/2013 3:26 61.0	20/10/2013 4:31 59.6	
14/10/2013 23:11 59.8	16/10/2013 0:16 60.5	17/10/2013 1:21 56.1	18/10/2013 2:26 60.7	19/10/2013 3:31 59.6	20/10/2013 4:36 59.9	
14/10/2013 23:16 60.7	16/10/2013 0:21 60.0	17/10/2013 1:26 53.4	18/10/2013 2:31 61.1	19/10/2013 3:36 60.5	20/10/2013 4:41 60.3	
14/10/2013 23:21 59.7	16/10/2013 0:26 60.6	17/10/2013 1:31 53.8	18/10/2013 2:36 61.8	19/10/2013 3:41 59.7	20/10/2013 4:46 60.3	
14/10/2013 23:26 58.7	16/10/2013 0:31 58.2	17/10/2013 1:36 54.3	18/10/2013 2:41 61.3	19/10/2013 3:46 60.2	20/10/2013 4:51 59.4	
14/10/2013 23:31 59.8	16/10/2013 0:36 57.3	17/10/2013 1:41 56.3	18/10/2013 2:46 61.2	19/10/2013 3:51 59.9	20/10/2013 4:56 60.1	
14/10/2013 23:36 60.2	16/10/2013 0:41 58.6	17/10/2013 1:46 52.5	18/10/2013 2:51 61.0	19/10/2013 3:56 59.8	20/10/2013 5:01 59.9	
14/10/2013 23:41 58.5	16/10/2013 0:46 59.1	17/10/2013 1:51 53.4	18/10/2013 2:56 60.2	19/10/2013 4:01 59.7	20/10/2013 5:06 60.4	
14/10/2013 23:46 59.5	16/10/2013 0:51 56.4	17/10/2013 1:56 52.8	18/10/2013 3:01 61.1	19/10/2013 4:06 58.9	20/10/2013 5:11 59.7	
14/10/2013 23:51 56.1	16/10/2013 0:56 57.5	17/10/2013 2:01 46.7	18/10/2013 3:06 60.9	19/10/2013 4:11 59.6	20/10/2013 5:16 60.1	
14/10/2013 23:56 58.2	16/10/2013 1:01 58.9	17/10/2013 2:06 49.8	18/10/2013 3:11 60.4	19/10/2013 4:16 60.2	20/10/2013 5:21 61.5	
15/10/2013 0:01 59.5	16/10/2013 1:06 56.7	17/10/2013 2:11 61.9	18/10/2013 3:16 60.0	19/10/2013 4:21 59.7	20/10/2013 5:26 60.8	
15/10/2013 0:06 59.5	16/10/2013 1:11 55.0	17/10/2013 2:16 40.3	18/10/2013 3:21 50.3	19/10/2013 4:26 59.3	20/10/2013 5:31 58.2	
15/10/2013 0:11 58.7	16/10/2013 1:16 54.1	17/10/2013 2:21 61.7	18/10/2013 3:26 61.0	19/10/2013 4:31 60.2	20/10/2013 5:36 60.0	
15/10/2013 0:16 57.2	16/10/2013 1:21 56.0	17/10/2013 2:26 61.8	18/10/2013 3:31 59.6	19/10/2013 4:36 59.9	20/10/2013 5:41 60.5	
15/10/2013 0:21 57.4	16/10/2013 1:26 57.5	17/10/2013 2:31 61.7	18/10/2013 3:36 60.5	19/10/2013 4:41 61.4	20/10/2013 5:46 60.5	
15/10/2013 0:26 57.7	16/10/2013 1:31 57.1	17/10/2013 2:36 50.7	18/10/2013 3:41 59.7	19/10/2013 4:46 61.3	20/10/2013 5:51 60.9	
15/10/2013 0:31 56.9	16/10/2013 1:36 52.2	17/10/2013 2:41 50.3	18/10/2013 3:46 60.2	19/10/2013 4:51 59.4	20/10/2013 5:56 60.9	
15/10/2013 0:36 57.4	16/10/2013 1:41 52.7	17/10/2013 2:46 61.5	18/10/2013 3:51 59.9	19/10/2013 4:56 60.0	20/10/2013 6:01 60.9	
15/10/2013 0:41 55.8	16/10/2013 1:46 52.6	17/10/2013 2:51 61.6	18/10/2013 3:56 59.8	19/10/2013 5:01 60.2	20/10/2013 6:06 60.9	
15/10/2013 0:46 54.1	16/10/2013 1:51 54.6	17/10/2013 2:56 61.4	18/10/2013 4:01 59.7	19/10/2013 5:06 60.6	20/10/2013 6:11 61.4	
15/10/2013 0:51 55.2	16/10/2013 1:56 55.1	17/10/2013 3:01 61.1	18/10/2013 4:06 58.9	19/10/2013 5:11 60.5	20/10/2013 6:16 61.0	
15/10/2013 0:56 55.1	16/10/2013 2:01 46.4	17/10/2013 3:06 61.4	18/10/2013 4:11 59.6	19/10/2013 5:16 60.7	20/10/2013 6:21 61.9	
15/10/2013 1:01 53.4	16/10/2013 2:06 52.1	17/10/2013 3:11 61.6	18/10/2013 4:16 60.2	19/10/2013 5:21 60.0	20/10/2013 6:26 50.6	
15/10/2013 1:06 53.9	16/10/2013 2:11 40.3	17/10/2013 3:16 61.5	18/10/2013 4:21 59.7	19/10/2013 5:26 60.5	20/10/2013 6:31 51.5	

Real-time Noise Data	RTN1 (Food and Environmental Hygiene Department Depot)				
21/10/2013 1:06 60.1	22/10/2013 2:11 60.4	23/10/2013 3:16 59.6	24/10/2013 4:21 58.5	25/10/2013 5:26 59.4	26/10/2013 6:31 53.5
21/10/2013 1:11 59.9	22/10/2013 2:16 60.3	23/10/2013 3:21 59.1	24/10/2013 4:26 58.0	25/10/2013 5:31 59.2	26/10/2013 6:36 55.9
21/10/2013 1:16 59.9	22/10/2013 2:21 60.9	23/10/2013 3:26 58.2	24/10/2013 4:31 58.1	25/10/2013 5:36 60.1	26/10/2013 6:41 57.9
21/10/2013 1:21 60.8	22/10/2013 2:26 59.9	23/10/2013 3:31 58.3	24/10/2013 4:36 58.5	25/10/2013 5:41 59.8	26/10/2013 6:46 56.0
21/10/2013 1:26 57.4	22/10/2013 2:31 59.7	23/10/2013 3:36 59.5	24/10/2013 4:41 58.9	25/10/2013 5:46 60.7	26/10/2013 6:51 57.3
21/10/2013 1:31 61.6	22/10/2013 2:36 60.2	23/10/2013 3:41 58.7	24/10/2013 4:46 57.7	25/10/2013 5:51 60.6	26/10/2013 6:56 58.9
21/10/2013 1:36 61.3	22/10/2013 2:41 59.2	23/10/2013 3:46 58.7	24/10/2013 4:51 59.5	25/10/2013 5:56 60.9	26/10/2013 23:01 59.2
21/10/2013 1:41 42.5	22/10/2013 2:46 59.2	23/10/2013 3:51 57.3	24/10/2013 4:56 60.0	25/10/2013 6:01 60.5	26/10/2013 23:06 60.0
21/10/2013 1:46 60.7	22/10/2013 2:51 59.8	23/10/2013 3:56 58.1	24/10/2013 5:01 58.9	25/10/2013 6:06 61.5	26/10/2013 23:11 60.3
21/10/2013 1:51 60.7	22/10/2013 2:56 58.5	23/10/2013 4:01 58.5	24/10/2013 5:06 59.3	25/10/2013 6:11 45.6	26/10/2013 23:16 61.0
21/10/2013 1:56 60.7	22/10/2013 3:01 58.8	23/10/2013 4:06 58.5	24/10/2013 5:11 59.5	25/10/2013 6:16 51.6	26/10/2013 23:21 61.4
21/10/2013 2:01 60.4	22/10/2013 3:06 58.8	23/10/2013 4:11 58.0	24/10/2013 5:16 59.1	25/10/2013 6:21 50.4	26/10/2013 23:26 57.3
21/10/2013 2:06 60.3	22/10/2013 3:11 58.8	23/10/2013 4:16 58.9	24/10/2013 5:21 59.6	25/10/2013 6:26 55.3	26/10/2013 23:31 59.1
21/10/2013 2:11 59.7	22/10/2013 3:16 59.0	23/10/2013 4:21 58.9	24/10/2013 5:26 59.2	25/10/2013 6:31 57.4	26/10/2013 23:36 57.9
21/10/2013 2:16 59.2	22/10/2013 3:21 58.2	23/10/2013 4:26 57.7	24/10/2013 5:31 59.1	25/10/2013 6:36 59.7	26/10/2013 23:41 59.7
21/10/2013 2:21 59.2	22/10/2013 3:26 57.8	23/10/2013 4:31 58.5	24/10/2013 5:36 60.1	25/10/2013 6:41 59.2	26/10/2013 23:46 58.6
21/10/2013 2:26 59.6	22/10/2013 3:31 58.7	23/10/2013 4:36 58.9	24/10/2013 5:41 60.8	25/10/2013 6:46 61.4	26/10/2013 23:51 57.6
21/10/2013 2:31 58.9	22/10/2013 3:36 59.2	23/10/2013 4:41 58.6	24/10/2013 5:46 60.1	25/10/2013 6:51 60.7	26/10/2013 23:56 57.8
21/10/2013 2:36 58.8	22/10/2013 3:41 57.8	23/10/2013 4:46 59.0	24/10/2013 5:51 60.7	25/10/2013 6:56 62.2	27/10/2013 0:01 58.8
21/10/2013 2:41 58.7	22/10/2013 3:46 58.5	23/10/2013 4:51 58.5	24/10/2013 5:56 61.2	25/10/2013 23:01 59.9	27/10/2013 0:06 56.3
21/10/2013 2:46 58.3	22/10/2013 3:51 57.9	23/10/2013 4:56 59.2	24/10/2013 6:01 59.9	25/10/2013 23:06 60.2	27/10/2013 0:11 57.1
21/10/2013 2:51 58.6	22/10/2013 3:56 58.8	23/10/2013 5:01 58.6	24/10/2013 6:06 61.0	25/10/2013 23:11 61.5	27/10/2013 0:16 55.9
21/10/2013 2:56 58.6	22/10/2013 4:01 57.9	23/10/2013 5:06 59.5	24/10/2013 6:11 61.8	25/10/2013 23:16 59.9	27/10/2013 0:21 63.3
21/10/2013 3:01 58.4	22/10/2013 4:06 59.1	23/10/2013 5:11 59.1	24/10/2013 6:16 50.4	25/10/2013 23:21 60.4	27/10/2013 0:26 57.1
21/10/2013 3:06 58.5	22/10/2013 4:11 58.2	23/10/2013 5:16 59.7	24/10/2013 6:21 51.3	25/10/2013 23:26 58.8	27/10/2013 0:31 58.9
21/10/2013 3:11 57.8	22/10/2013 4:16 59.8	23/10/2013 5:21 59.0	24/10/2013 6:26 56.5	25/10/2013 23:31 59.8	27/10/2013 0:36 55.6
21/10/2013 3:16 58.1	22/10/2013 4:21 61.4	23/10/2013 5:26 60.0	24/10/2013 6:31 57.1	25/10/2013 23:36 60.4	27/10/2013 0:41 50.6
21/10/2013 3:21 58.8	22/10/2013 4:26 58.1	23/10/2013 5:31 59.6	24/10/2013 6:36 58.1	25/10/2013 23:41 61.1	27/10/2013 0:46 55.9
21/10/2013 3:26 57.5	22/10/2013 4:31 58.5	23/10/2013 5:36 60.0	24/10/2013 6:41 62.0	25/10/2013 23:46 60.0	27/10/2013 0:51 55.0
21/10/2013 3:31 58.3	22/10/2013 4:36 58.5	23/10/2013 5:41 60.3	24/10/2013 6:46 61.3	25/10/2013 23:51 58.0	27/10/2013 0:56 58.0
21/10/2013 3:36 58.8	22/10/2013 4:41 59.1	23/10/2013 5:46 60.2	24/10/2013 6:51 60.8	25/10/2013 23:56 59.9	27/10/2013 1:01 47.9
21/10/2013 3:41 57.6	22/10/2013 4:46 58.7	23/10/2013 5:51 60.4	24/10/2013 6:56 60.7	26/10/2013 0:01 60.8	27/10/2013 1:06 55.2
21/10/2013 3:46 58.1	22/10/2013 4:51 58.7	23/10/2013 5:56 61.6	24/10/2013 23:01 60.4	26/10/2013 0:06 58.5	27/10/2013 1:11 49.3
21/10/2013 3:51 58.4	22/10/2013 4:56 59.2	23/10/2013 6:01 60.9	24/10/2013 23:06 59.0	26/10/2013 0:11 58.4	27/10/2013 1:16 44.0
21/10/2013 3:56 58.3	22/10/2013 5:01 59.2	23/10/2013 6:06 50.9	24/10/2013 23:11 60.4	26/10/2013 0:16 58.6	27/10/2013 1:21 61.8
21/10/2013 4:01 57.4	22/10/2013 5:06 60.1	23/10/2013 6:11 61.6	24/10/2013 23:16 59.0	26/10/2013 0:21 57.8	27/10/2013 1:26 46.7
21/10/2013 4:06 57.8	22/10/2013 5:11 59.4	23/10/2013 6:16 53.2	24/10/2013 23:21 58.6	26/10/2013 0:26 58.9	27/10/2013 1:31 50.6
21/10/2013 4:11 58.4	22/10/2013 5:16 59.1	23/10/2013 6:21 56.1	24/10/2013 23:26 60.3	26/10/2013 0:31 59.0	27/10/2013 1:36 61.8
21/10/2013 4:16 58.2	22/10/2013 5:21 59.6	23/10/2013 6:26 56.8	24/10/2013 23:31 58.8	26/10/2013 0:36 56.7	27/10/2013 1:41 61.7
21/10/2013 4:21 58.3	22/10/2013 5:26 59.3	23/10/2013 6:31 57.0	24/10/2013 23:36 62.6	26/10/2013 0:41 55.4	27/10/2013 1:46 61.4
21/10/2013 4:26 57.5	22/10/2013 5:31 59.3	23/10/2013 6:36 57.8	24/10/2013 23:41 59.3	26/10/2013 0:46 60.5	27/10/2013 1:51 61.4
21/10/2013 4:31 58.1	22/10/2013 5:36 59.7	23/10/2013 6:41 59.9	24/10/2013 23:46 59.0	26/10/2013 0:51 58.3	27/10/2013 1:56 61.4
21/10/2013 4:36 58.9	22/10/2013 5:41 60.4	23/10/2013 6:46 62.7	24/10/2013 23:51 59.0	26/10/2013 0:56 54.5	27/10/2013 2:01 61.1
21/10/2013 4:41 57.4	22/10/2013 5:46 60.2	23/10/2013 6:51 61.3	24/10/2013 23:56 58.9	26/10/2013 1:01 55.4	27/10/2013 2:06 61.1
21/10/2013 4:46 59.5	22/10/2013 5:51 61.2	23/10/2013 6:56 61.4	25/10/2013 0:01 57.7	26/10/2013 1:06 54.4	27/10/2013 2:11 61.8
21/10/2013 4:51 58.7	22/10/2013 5:56 61.3	23/10/2013 23:01 58.3	25/10/2013 0:06 58.6	26/10/2013 1:11 52.9	27/10/2013 2:16 60.9
21/10/2013 4:56 58.5	22/10/2013 6:01 60.6	23/10/2013 23:06 57.4	25/10/2013 0:11 60.6	26/10/2013 1:16 61.8	27/10/2013 2:21 50.1
21/10/2013 5:01 58.9	22/10/2013 6:06 61.3	23/10/2013 23:11 60.1	25/10/2013 0:16 55.3	26/10/2013 1:21 48.8	27/10/2013 2:26 61.2
21/10/2013 5:06 59.6	22/10/2013 6:11 61.5	23/10/2013 23:16 60.1	25/10/2013 0:21 57.0	26/10/2013 1:26 55.5	27/10/2013 2:31 60.7
21/10/2013 5:11 58.6	22/10/2013 6:16 52.5	23/10/2013 23:21 60.3	25/10/2013 0:26 59.7	26/10/2013 1:31 54.0	27/10/2013 2:36 60.7
21/10/2013 5:16 60.3	22/10/2013 6:21 55.3	23/10/2013 23:26 58.1	25/10/2013 0:31 51.6	26/10/2013 1:36 54.1	27/10/2013 2:41 60.9
21/10/2013 5:21 59.1	22/10/2013 6:26 55.7	23/10/2013 23:31 59.8	25/10/2013 0:36 54.2	26/10/2013 1:41 50.6	27/10/2013 2:46 60.4
21/10/2013 5:26 60.0	22/10/2013 6:31 58.9	23/10/2013 23:36 58.3	25/10/2013 0:41 57.4	26/10/2013 1:46 49.4	27/10/2013 2:51 61.2
21/10/2013 5:31 60.1	22/10/2013 6:36 59.5	23/10/2013 23:41 59.1	25/10/2013 0:46 49.1	26/10/2013 1:51 61.6	27/10/2013 2:56 61.1
21/10/2013 5:36 60.4	22/10/2013 6:41 60.4	23/10/2013 23:46 57.7	25/10/2013 0:51 61.9	26/10/2013 1:56 49.8	27/10/2013 3:01 60.4
21/10/2013 5:41 60.5	22/10/2013 6:46 60.6	23/10/2013 23:51 59.0	25/10/2013 0:56 61.5	26/10/2013 2:01 61.8	27/10/2013 3:06 60.2
21/10/2013 5:46 61.0	22/10/2013 6:51 61.2	23/10/2013 23:56 57.5	25/10/2013 1:01 61.6	26/10/2013 2:06 52.5	27/10/2013 3:11 60.3
21/10/2013 5:51 60.8	22/10/2013 6:56 62.0	24/10/2013 0:01 59.2	25/10/2013 1:06 53.4	26/10/2013 2:11 61.5	27/10/2013 3:16 61.5
21/10/2013 5:56 61.1	22/10/2013 23:01 58.5	24/10/2013 0:06 58.7	25/10/2013 1:11 61.8	26/10/2013 2:16 61.4	27/10/2013 3:21 61.6
21/10/2013 6:01 60.9	22/10/2013 23:06 59.2	24/10/2013 0:11 57.0	25/10/2013 1:16 47.4	26/10/2013 2:21 61.2	27/10/2013 3:26 60.4
21/10/2013 6:06 61.6	22/10/2013 23:11 58.6	24/10/2013 0:16 58.1	25/10/2013 1:21 61.3	26/10/2013 2:26 61.7	27/10/2013 3:31 60.7
21/10/2013 6:11 35.5	22/10/2013 23:16 58.8	24/10/2013 0:21 57.1	25/10/2013 1:26 60.5	26/10/2013 2:31 60.7	27/10/2013 3:36 61.1
21/10/2013 6:16 57.4	22/10/2013 23:21 57.6	24/10/2013 0:26 55.2	25/10/2013 1:31 61.2	26/10/2013 2:36 61.0	27/10/2013 3:41 60.4
21/10/2013 6:21 57.4	22/10/2013 23:26 58.8	24/10/2013 0:31 55.7	25/10/2013 1:36 61.8	26/10/2013 2:41 61.6	27/10/2013 3:46 60.4
21/10/2013 6:26 59.3	22/10/2013 23:31 58.3	24/10/2013 0:36 55.7	25/10/2013 1:41 61.0	26/10/2013 2:46 61.8	27/10/2013 3:51 59.9
21/10/2013 6:31 58.1	22/10/2013 23:36 58.2	24/10/2013 0:41 52.0	25/10/2013 1:46 61.7	26/10/2013 2:51 61.3	27/10/2013 3:56 60.5
21/10/2013 6:36 59.3	22/10/2013 23:41 58.0	24/10/2013 0:46 47.4	25/10/2013 1:51 60.1	26/10/2013 2:56 60.5	27/10/2013 4:01 59.3
21/10/2013 6:41 60.6	22/10/2013 23:46 57.0	24/10/2013 0:51 61.7	25/10/2013 1:56 60.9	26/10/2013 3:01 60.7	27/10/2013 4:06 60.0
21/10/2013 6:46 61.7	22/10/2013 23:51 57.2	24/10/2013 0:56 61.9	25/10/2013 2:01 59.8	26/10/2013 3:06 61.0	27/10/2013 4:11 60.1
21/10/2013 6:51 62.3	22/10/2013 23:56 59.9	24/10/2013 1:01 45.1	25/10/2013 2:06 60.5	26/10/2013 3:11 60.6	27/10/2013 4:16 59.6
21/10/2013 6:56 61.7	23/10/2013 0:01 57.9	24/10/2013 1:06 61.9	25/10/2013 2:11 59.7	26/10/2013 3:16 60.5	27/10/2013 4:21 60.6
21/10/2013 23:01 59.9	23/10/2013 0:06 58.3	24/10/2013 1:11 61.8	25/10/2013 2:16 59.8	26/10/2013 3:21 61.0	27/10/2013 4:26 59.9
21/10/2013 23:06 57.4	23/10/2013 0:11 56.2	24/10/2013 1:16 61.2	25/10/2013 2:21 59.6	26/10/2013 3:26 59.5	27/10/2013 4:31 59.8
21/10/2013 23:11 58.7	23/10/2013 0:16 57.7	24/10/2013 1:21 35.5	25/10/2013 2:26 60.4	26/10/2013 3:31 59.9	27/10/2013 4:36 59.4
21/10/2013 23:16 60.0	23/10/2013 0:21 56.7	24/10/2013 1:26 61.7	25/10/2013 2:31 59.7	26/10/2013 3:36 59.8	27/10/2013 4:41 60.1
21/10/2013 23:21 58.4	23/10/2013 0:26 56.5	24/10/2013 1:31 61.4	25/10/2013 2:36 60.4	26/10/2013 3:41 60.2	27/10/2013 4:46 60.2
21/10/2013 23:26 59.6	23/10/2013 0:31 53.0	24/10/2013 1:36 61.3	25/10/2013 2:41 59.7	26/10/2013 3:46 61.0	27/10/2013 4:51 60.0
21/10/2013 23:31 57.4	23/10/2013 0:36 54.0	24/10/2013 1:41 61.8	25/10/2013 2:46 59.3	26/10/2013 3:51 60.6	27/10/2013 4:56 59.7
21/10/2013 23:36 58.8	23/10/2013 0:41 44.0	24/10/2013 1:46 60.7	25/10/2013 2:51 59.1	26/10/2013 3:56 60.2	27/10/2013 5:01

Real-time Noise Data RTN1 (Food and Environmental Hygiene Department Depot)

27/10/2013 23:36 57.5
27/10/2013 23:41 52.0
27/10/2013 23:46 56.9
27/10/2013 23:51 57.1
27/10/2013 23:56 47.6

Real-time Noise Data	RTN2a (Hong Kong Electric Centre)						
Normal Day 07:00-19:00	4/10/2013 12:01	65.7	9/10/2013 18:31	57.5	16/10/2013 13:01	72.0	
28/9/2013 7:01	65.4	10/10/2013 7:01	65.4	16/10/2013 13:31	73.0	22/10/2013 7:31	67.6
28/9/2013 7:31	60.3	10/10/2013 7:31	63.5	16/10/2013 14:01	71.1	22/10/2013 8:01	70.5
28/9/2013 8:01	72.4	10/10/2013 8:01	65.9	16/10/2013 14:31	69.6	22/10/2013 8:31	71.6
28/9/2013 8:31	74.5	10/10/2013 8:31	68.9	16/10/2013 15:01	69.8	22/10/2013 9:01	72.7
28/9/2013 9:01	73.7	10/10/2013 9:01	70.0	16/10/2013 15:31	71.0	22/10/2013 9:31	72.1
28/9/2013 9:31	72.7	10/10/2013 9:31	72.4	16/10/2013 16:01	71.7	22/10/2013 10:01	71.7
28/9/2013 10:01	68.7	10/10/2013 10:01	72.7	16/10/2013 16:31	71.1	22/10/2013 10:31	71.6
28/9/2013 10:31	67.6	10/10/2013 10:31	71.2	16/10/2013 17:01	69.7	22/10/2013 11:01	72.1
28/9/2013 11:01	67.7	10/10/2013 11:01	71.8	16/10/2013 17:31	68.3	22/10/2013 11:31	67.8
28/9/2013 11:31	65.9	10/10/2013 11:31	66.7	16/10/2013 18:01	66.8	22/10/2013 12:01	61.9
28/9/2013 12:01	66.6	10/10/2013 12:01	64.8	16/10/2013 18:31	66.2	22/10/2013 12:31	67.4
28/9/2013 12:31	50.1	10/10/2013 12:31	64.1	16/10/2013 19:01	65.5	22/10/2013 13:01	70.5
28/9/2013 13:01	64.1	10/10/2013 13:01	69.8	17/10/2013 7:31	67.8	22/10/2013 13:31	72.0
28/9/2013 13:31	64.9	10/10/2013 13:31	69.8	17/10/2013 8:01	69.7	22/10/2013 14:01	71.0
28/9/2013 14:01	66.4	10/10/2013 14:01	70.7	17/10/2013 8:31	70.1	22/10/2013 14:31	70.3
28/9/2013 14:31	68.3	10/10/2013 14:31	70.2	17/10/2013 9:01	70.3	22/10/2013 15:01	69.4
28/9/2013 15:01	66.0	10/10/2013 15:01	70.5	17/10/2013 9:31	68.8	22/10/2013 16:01	69.0
28/9/2013 15:31	63.9	10/10/2013 15:31	70.8	17/10/2013 10:01	71.8	22/10/2013 16:31	68.0
28/9/2013 16:01	64.9	10/10/2013 16:01	70.3	17/10/2013 10:31	71.7	22/10/2013 17:01	70.2
28/9/2013 16:31	65.4	10/10/2013 16:31	68.9	17/10/2013 11:01	71.4	22/10/2013 17:31	69.6
28/9/2013 17:01	65.6	10/10/2013 17:01	66.4	17/10/2013 11:31	67.8	22/10/2013 18:01	67.7
28/9/2013 17:31	64.0	10/10/2013 17:31	66.2	17/10/2013 12:01	64.4	22/10/2013 18:31	66.1
28/9/2013 18:01	66.6	10/10/2013 18:01	65.4	17/10/2013 12:31	65.9	22/10/2013 19:01	65.7
28/9/2013 18:31	53.0	10/10/2013 18:31	66.2	17/10/2013 13:01	70.9	23/10/2013 7:31	66.3
30/9/2013 7:01	66.8	11/10/2013 7:01	65.4	17/10/2013 13:31	70.9	23/10/2013 8:01	69.6
30/9/2013 7:31	62.9	11/10/2013 7:31	65.5	17/10/2013 14:01	70.9	23/10/2013 8:31	69.9
30/9/2013 8:01	64.9	11/10/2013 8:01	67.8	17/10/2013 14:31	71.9	23/10/2013 9:01	70.3
30/9/2013 8:31	73.0	11/10/2013 8:31	67.5	17/10/2013 15:01	71.6	23/10/2013 9:31	70.8
30/9/2013 9:01	71.8	11/10/2013 9:01	67.7	17/10/2013 15:31	71.0	23/10/2013 10:01	71.6
30/9/2013 9:31	69.5	11/10/2013 9:31	67.7	17/10/2013 16:01	72.0	23/10/2013 10:31	72.0
30/9/2013 10:01	73.6	11/10/2013 10:01	66.7	17/10/2013 16:31	70.5	23/10/2013 11:01	70.7
30/9/2013 10:31	70.0	11/10/2013 10:31	68.9	17/10/2013 17:01	68.4	23/10/2013 11:31	68.0
30/9/2013 11:01	68.1	11/10/2013 11:01	67.2	17/10/2013 17:31	68.3	23/10/2013 12:01	64.3
30/9/2013 11:31	64.8	11/10/2013 11:31	34.4	17/10/2013 18:01	62.8	23/10/2013 12:31	66.6
30/9/2013 12:01	63.3	11/10/2013 12:01	48.2	17/10/2013 18:31	66.3	23/10/2013 13:01	71.4
30/9/2013 12:31	63.4	11/10/2013 12:31	65.9	18/10/2013 7:01	65.6	23/10/2013 13:31	72.1
30/9/2013 13:01	69.8	11/10/2013 13:01	71.8	18/10/2013 7:31	68.4	23/10/2013 14:01	71.4
30/9/2013 13:31	72.5	11/10/2013 13:31	72.0	18/10/2013 8:01	70.5	23/10/2013 14:31	70.3
30/9/2013 14:01	75.6	11/10/2013 14:01	72.6	18/10/2013 8:31	70.5	23/10/2013 15:01	70.7
30/9/2013 14:31	73.2	11/10/2013 14:31	72.4	18/10/2013 9:01	71.7	23/10/2013 15:31	69.9
30/9/2013 15:01	75.6	11/10/2013 15:01	70.9	18/10/2013 9:31	71.6	23/10/2013 16:01	76.1
30/9/2013 15:31	75.9	11/10/2013 15:31	71.6	18/10/2013 10:01	70.7	23/10/2013 16:31	70.3
30/9/2013 16:01	74.4	11/10/2013 16:01	72.8	18/10/2013 10:31	70.4	23/10/2013 17:01	70.6
30/9/2013 16:31	72.7	11/10/2013 16:31	72.1	18/10/2013 11:01	71.4	23/10/2013 17:31	68.2
30/9/2013 17:01	75.8	11/10/2013 17:01	71.2	18/10/2013 11:31	66.0	23/10/2013 18:01	65.8
30/9/2013 17:31	72.7	11/10/2013 17:31	69.7	18/10/2013 12:01	60.0	23/10/2013 18:31	66.3
30/9/2013 18:01	65.0	11/10/2013 18:01	68.5	18/10/2013 12:31	64.9	24/10/2013 7:01	65.9
30/9/2013 18:31	61.9	11/10/2013 18:31	59.8	18/10/2013 13:01	70.8	24/10/2013 7:31	66.7
2/10/2013 7:01	65.4	12/10/2013 7:01	65.6	18/10/2013 13:31	72.2	24/10/2013 8:01	69.5
2/10/2013 7:31	63.2	12/10/2013 7:31	65.6	18/10/2013 14:01	71.7	24/10/2013 8:31	72.0
2/10/2013 8:01	66.2	12/10/2013 8:01	71.6	18/10/2013 14:31	71.7	24/10/2013 9:01	72.0
2/10/2013 8:31	69.2	12/10/2013 8:31	72.9	18/10/2013 15:01	71.2	24/10/2013 9:31	70.4
2/10/2013 9:01	75.2	12/10/2013 9:01	68.4	18/10/2013 15:31	71.2	24/10/2013 10:01	70.0
2/10/2013 9:31	72.2	12/10/2013 9:31	72.0	18/10/2013 16:01	66.2	24/10/2013 10:31	70.8
2/10/2013 10:01	68.8	12/10/2013 10:01	73.0	18/10/2013 16:31	66.2	24/10/2013 11:01	70.5
2/10/2013 10:31	70.8	12/10/2013 10:31	72.7	18/10/2013 17:01	65.9	24/10/2013 11:31	66.8
2/10/2013 11:01	73.4	12/10/2013 11:01	71.1	18/10/2013 17:31	65.5	24/10/2013 12:01	67.8
2/10/2013 11:31	69.1	12/10/2013 11:31	67.9	18/10/2013 18:01	64.2	24/10/2013 12:31	68.2
2/10/2013 12:01	63.4	12/10/2013 12:01	68.8	18/10/2013 18:31	65.8	24/10/2013 13:01	70.1
2/10/2013 12:31	66.5	12/10/2013 12:31	69.2	19/10/2013 7:01	65.3	24/10/2013 13:31	70.9
2/10/2013 13:01	72.4	12/10/2013 13:01	73.6	19/10/2013 7:31	66.1	24/10/2013 14:01	69.2
2/10/2013 13:31	69.6	12/10/2013 13:31	72.3	19/10/2013 8:01	69.8	24/10/2013 14:31	69.2
2/10/2013 14:01	67.9	12/10/2013 14:01	74.2	19/10/2013 8:31	70.0	24/10/2013 15:01	67.6
2/10/2013 14:31	67.5	12/10/2013 14:31	74.3	19/10/2013 9:01	70.9	24/10/2013 15:31	69.5
2/10/2013 15:01	72.8	12/10/2013 15:01	72.6	19/10/2013 9:31	70.7	24/10/2013 16:01	70.7
2/10/2013 15:31	72.1	12/10/2013 15:31	73.0	19/10/2013 10:01	70.6	24/10/2013 16:31	67.6
2/10/2013 16:01	67.4	12/10/2013 16:01	72.0	19/10/2013 10:31	71.9	24/10/2013 17:01	68.9
2/10/2013 16:31	68.0	12/10/2013 16:31	71.6	19/10/2013 11:01	72.8	24/10/2013 17:31	67.1
2/10/2013 17:01	70.0	12/10/2013 17:01	69.9	19/10/2013 11:31	70.7	24/10/2013 18:01	61.7
2/10/2013 17:31	70.1	12/10/2013 17:31	68.9	19/10/2013 12:01	66.6	24/10/2013 18:31	65.6
2/10/2013 18:01	64.7	12/10/2013 18:01	67.0	19/10/2013 12:31	66.8	25/10/2013 7:01	66.6
2/10/2013 18:31	67.1	12/10/2013 18:31	65.5	19/10/2013 13:01	71.5	25/10/2013 7:31	68.2
3/10/2013 7:01	66.0	12/10/2013 19:01	68.4	19/10/2013 13:31	72.2	25/10/2013 8:01	70.0
3/10/2013 7:31	65.1	15/10/2013 7:01	N/A	19/10/2013 14:01	72.3	25/10/2013 8:31	71.0
3/10/2013 8:01	71.1	15/10/2013 7:31	N/A	19/10/2013 14:31	72.0	25/10/2013 9:01	71.3
3/10/2013 8:31	70.3	15/10/2013 8:01	N/A	19/10/2013 15:01	72.0	25/10/2013 9:31	70.7
3/10/2013 9:01	70.9	15/10/2013 8:31	N/A	19/10/2013 15:31	72.7	25/10/2013 10:01	68.0
3/10/2013 9:31	69.6	15/10/2013 9:01	N/A	19/10/2013 16:01	70.7	25/10/2013 10:31	66.1
3/10/2013 10:01	67.6	15/10/2013 9:31	N/A	19/10/2013 16:31	70.9	25/10/2013 11:01	68.4
3/10/2013 10:31	68.1	15/10/2013 10:01	N/A	19/10/2013 17:01	71.0	25/10/2013 11:31	68.1
3/10/2013 11:01	68.3	15/10/2013 10:31	N/A	19/10/2013 17:31	66.6	25/10/2013 12:01	66.3
3/10/2013 11:31	66.6	15/10/2013 11:01	N/A	19/10/2013 18:01	63.4	25/10/2013 12:31	64.4
3/10/2013 12:01	64.0	15/10/2013 11:31	N/A	19/10/2013 18:31	66.6	25/10/2013 13:01	69.9
3/10/2013 12:31	65.5	15/10/2013 12:01	N/A	21/10/2013 7:01	66.1	25/10/2013 13:31	70.3
3/10/2013 13:01	69.7	15/10/2013 12:31	N/A	21/10/2013 7:31	68.0	25/10/2013 14:01	70.1
3/10/2013 13:31	70.5	15/10/2013 13:01	N/A	21/10/2013 8:01	70.4	25/10/2013 14:31	68.5
3/10/2013 14:01	69.3	15/10/2013 13:31	N/A	21/10/2013 8:31	72.0	25/10/2013 15:01	67.9
3/10/2013 14:31	67.6	15/10/2013 14:01	N/A	21/10/2013 9:01	73.6	25/10/2013 15:31	68.1
3/10/2013 15:01	68.4	15/10/2013 14:31	N/A	21/10/2013 9:31	73.1	25/10/2013 16:01	68.0
3/10/2013 15:31	70.3	15/10/2013 15:01	N/A	21/10/2013 10:01	73.1	25/10/2013 16:31	68.1
3/10/2013 16:01	68.8	15/10/2013 15:31	N/A	21/10/2013 10:31	73.7	25/10/2013 17:01	67.9
3/10/2013 16:31	70.9	15/10/2013 16:01	N/A	21/10/2013 11:01	72.4	25/10/2013 17:3	

Real-time Noise Data		RTN2a (Hong Kong Electric Centre)									
29/9/2013 10:51	64.3	29/9/2013 19:56	62.0	1/10/2013 9:01	62.9	1/10/2013 18:06	64.2	3/10/2013 19:11	63.1	5/10/2013 20:16	62.8
29/9/2013 10:56	64.1	29/9/2013 20:01	62.4	1/10/2013 9:06	63.4	1/10/2013 18:11	63.5	3/10/2013 19:16	63.0	5/10/2013 20:21	63.2
29/9/2013 11:01	63.9	29/9/2013 20:06	62.6	1/10/2013 9:11	63.0	1/10/2013 18:16	64.4	3/10/2013 19:21	63.1	5/10/2013 20:26	63.3
29/9/2013 11:06	64.2	29/9/2013 20:11	61.8	1/10/2013 9:16	63.5	1/10/2013 18:21	65.0	3/10/2013 19:26	61.8	5/10/2013 20:31	62.7
29/9/2013 11:11	64.0	29/9/2013 20:16	62.4	1/10/2013 9:21	63.8	1/10/2013 18:26	64.2	3/10/2013 19:31	63.1	5/10/2013 20:36	63.1
29/9/2013 11:16	63.7	29/9/2013 20:21	62.1	1/10/2013 9:26	64.2	1/10/2013 18:31	63.5	3/10/2013 19:36	63.9	5/10/2013 20:41	62.8
29/9/2013 11:21	64.3	29/9/2013 20:26	62.2	1/10/2013 9:31	63.9	1/10/2013 18:36	63.1	3/10/2013 19:41	64.0	5/10/2013 20:46	63.5
29/9/2013 11:26	63.7	29/9/2013 20:31	61.8	1/10/2013 9:36	64.8	1/10/2013 18:41	63.4	3/10/2013 19:46	64.2	5/10/2013 20:51	62.1
29/9/2013 11:31	63.4	29/9/2013 20:36	61.8	1/10/2013 9:41	63.6	1/10/2013 18:46	63.3	3/10/2013 19:51	64.7	5/10/2013 20:56	62.6
29/9/2013 11:36	63.9	29/9/2013 20:41	61.9	1/10/2013 9:46	63.9	1/10/2013 18:51	63.5	3/10/2013 19:56	66.6	5/10/2013 21:01	63.1
29/9/2013 11:41	63.7	29/9/2013 20:46	62.2	1/10/2013 9:51	64.2	1/10/2013 18:56	64.8	3/10/2013 20:01	65.1	5/10/2013 21:06	62.7
29/9/2013 11:46	64.0	29/9/2013 20:51	62.4	1/10/2013 9:56	64.2	1/10/2013 19:01	63.2	3/10/2013 20:06	64.2	5/10/2013 21:11	63.0
29/9/2013 11:51	64.6	29/9/2013 20:56	61.9	1/10/2013 10:01	63.5	1/10/2013 19:06	63.1	3/10/2013 20:11	63.6	5/10/2013 21:16	63.2
29/9/2013 11:56	64.2	29/9/2013 21:01	62.5	1/10/2013 10:06	64.1	1/10/2013 19:11	63.0	3/10/2013 20:16	63.2	5/10/2013 21:21	63.0
29/9/2013 12:01	63.8	29/9/2013 21:06	62.1	1/10/2013 10:11	63.5	1/10/2013 19:16	63.1	3/10/2013 20:21	63.4	5/10/2013 21:26	62.7
29/9/2013 12:06	64.2	29/9/2013 21:11	62.4	1/10/2013 10:16	63.8	1/10/2013 19:21	63.1	3/10/2013 20:26	64.3	5/10/2013 21:31	62.9
29/9/2013 12:11	63.3	29/9/2013 21:16	63.1	1/10/2013 10:21	63.5	1/10/2013 19:26	64.6	3/10/2013 20:31	64.4	5/10/2013 21:36	64.0
29/9/2013 12:16	63.4	29/9/2013 21:21	63.0	1/10/2013 10:26	64.2	1/10/2013 19:31	63.8	3/10/2013 20:36	63.1	5/10/2013 21:41	64.0
29/9/2013 12:21	64.2	29/9/2013 21:26	61.9	1/10/2013 10:31	63.7	1/10/2013 19:36	63.7	3/10/2013 20:41	63.3	5/10/2013 21:46	62.9
29/9/2013 12:26	63.1	29/9/2013 21:31	62.4	1/10/2013 10:36	64.0	1/10/2013 19:41	63.0	3/10/2013 20:46	63.3	5/10/2013 21:51	64.1
29/9/2013 12:31	63.7	29/9/2013 21:36	61.5	1/10/2013 10:41	63.7	1/10/2013 19:46	63.0	3/10/2013 20:51	63.1	5/10/2013 21:56	63.3
29/9/2013 12:36	64.1	29/9/2013 21:41	62.2	1/10/2013 10:46	63.7	1/10/2013 19:51	63.3	3/10/2013 20:56	63.1	5/10/2013 22:01	62.6
29/9/2013 12:41	63.9	29/9/2013 21:46	62.4	1/10/2013 10:51	63.4	1/10/2013 19:56	62.7	3/10/2013 21:01	62.7	5/10/2013 22:06	62.8
29/9/2013 12:46	63.7	29/9/2013 21:51	62.4	1/10/2013 10:56	64.1	1/10/2013 20:01	64.5	3/10/2013 21:06	63.1	5/10/2013 22:11	62.9
29/9/2013 12:51	63.8	29/9/2013 21:56	62.6	1/10/2013 11:01	64.1	1/10/2013 20:06	62.9	3/10/2013 21:11	63.4	5/10/2013 22:16	63.5
29/9/2013 12:56	63.3	29/9/2013 22:01	62.6	1/10/2013 11:06	64.3	1/10/2013 20:11	62.8	3/10/2013 21:16	63.6	5/10/2013 22:21	63.1
29/9/2013 13:01	63.5	29/9/2013 22:06	62.1	1/10/2013 11:11	63.9	1/10/2013 20:16	63.0	3/10/2013 21:21	63.0	5/10/2013 22:26	63.2
29/9/2013 13:06	63.5	29/9/2013 22:11	63.3	1/10/2013 11:16	64.9	1/10/2013 20:21	63.3	3/10/2013 21:26	63.6	5/10/2013 22:31	63.9
29/9/2013 13:11	63.7	29/9/2013 22:16	63.6	1/10/2013 11:21	64.4	1/10/2013 20:26	63.0	3/10/2013 21:31	63.5	5/10/2013 22:36	63.2
29/9/2013 13:16	63.9	29/9/2013 22:21	63.4	1/10/2013 11:26	64.0	1/10/2013 20:31	62.7	3/10/2013 21:36	63.7	5/10/2013 22:41	63.1
29/9/2013 13:21	63.8	29/9/2013 22:26	64.0	1/10/2013 11:31	63.7	1/10/2013 20:36	63.4	3/10/2013 21:41	63.6	5/10/2013 22:46	62.2
29/9/2013 13:26	63.8	29/9/2013 22:31	62.9	1/10/2013 11:36	64.6	1/10/2013 20:41	62.3	3/10/2013 21:46	63.1	5/10/2013 22:51	62.6
29/9/2013 13:31	63.7	29/9/2013 22:36	63.3	1/10/2013 11:41	64.3	1/10/2013 20:46	62.7	3/10/2013 21:51	63.3	5/10/2013 22:56	63.4
29/9/2013 13:36	63.5	29/9/2013 22:41	63.6	1/10/2013 11:46	64.1	1/10/2013 20:51	62.3	3/10/2013 21:56	63.0	6/10/2013 7:01	59.3
29/9/2013 13:41	63.5	29/9/2013 22:46	62.9	1/10/2013 11:51	63.9	1/10/2013 20:56	63.0	3/10/2013 22:01	63.7	6/10/2013 7:06	59.8
29/9/2013 13:46	63.7	29/9/2013 22:51	63.3	1/10/2013 11:56	64.7	1/10/2013 21:01	63.8	3/10/2013 22:06	62.9	6/10/2013 7:11	59.8
29/9/2013 13:51	64.2	29/9/2013 22:56	63.8	1/10/2013 12:01	64.3	1/10/2013 21:06	63.3	3/10/2013 22:11	63.2	6/10/2013 7:16	60.6
29/9/2013 13:56	63.8	30/9/2013 19:01	64.7	1/10/2013 12:06	65.1	1/10/2013 21:11	62.9	3/10/2013 22:16	63.2	6/10/2013 7:21	61.6
29/9/2013 14:01	63.3	30/9/2013 19:06	65.5	1/10/2013 12:11	63.7	1/10/2013 21:16	63.6	3/10/2013 22:21	63.4	6/10/2013 7:26	61.7
29/9/2013 14:06	63.8	30/9/2013 19:11	64.4	1/10/2013 12:16	64.2	1/10/2013 21:21	62.4	3/10/2013 22:26	63.1	6/10/2013 7:31	61.4
29/9/2013 14:11	63.7	30/9/2013 19:16	64.2	1/10/2013 12:21	63.9	1/10/2013 21:26	63.1	3/10/2013 22:31	63.4	6/10/2013 7:36	61.1
29/9/2013 14:16	63.6	30/9/2013 19:21	64.2	1/10/2013 12:26	64.1	1/10/2013 21:31	63.5	3/10/2013 22:36	62.8	6/10/2013 7:41	61.7
29/9/2013 14:21	63.5	30/9/2013 19:26	63.7	1/10/2013 12:31	64.2	1/10/2013 21:36	62.7	3/10/2013 22:41	62.9	6/10/2013 7:46	62.2
29/9/2013 14:26	63.8	30/9/2013 19:31	64.5	1/10/2013 12:36	64.4	1/10/2013 21:41	63.1	3/10/2013 22:46	63.2	6/10/2013 7:51	61.5
29/9/2013 14:31	63.6	30/9/2013 19:36	64.9	1/10/2013 12:41	64.4	1/10/2013 21:46	62.9	3/10/2013 22:51	62.5	6/10/2013 7:56	62.8
29/9/2013 14:36	63.4	30/9/2013 19:41	65.1	1/10/2013 12:46	63.9	1/10/2013 21:51	62.9	3/10/2013 22:56	62.8	6/10/2013 8:01	61.4
29/9/2013 14:41	63.6	30/9/2013 19:46	65.6	1/10/2013 12:51	63.7	1/10/2013 21:56	63.0	4/10/2013 19:01	62.8	6/10/2013 8:06	61.1
29/9/2013 14:46	63.8	30/9/2013 19:51	65.7	1/10/2013 12:56	64.2	1/10/2013 22:01	63.0	4/10/2013 19:06	63.2	6/10/2013 8:11	62.3
29/9/2013 14:51	63.8	30/9/2013 19:56	65.7	1/10/2013 13:01	64.5	1/10/2013 22:06	63.1	4/10/2013 19:11	62.2	6/10/2013 8:16	62.7
29/9/2013 14:56	63.9	30/9/2013 20:01	66.0	1/10/2013 13:06	63.9	1/10/2013 22:11	62.2	4/10/2013 19:16	63.0	6/10/2013 8:21	63.3
29/9/2013 15:01	63.6	30/9/2013 20:06	66.2	1/10/2013 13:11	63.7	1/10/2013 22:16	64.1	4/10/2013 19:21	63.3	6/10/2013 8:26	62.4
29/9/2013 15:06	63.6	30/9/2013 20:11	65.9	1/10/2013 13:16	64.2	1/10/2013 22:21	62.5	4/10/2013 19:26	64.0	6/10/2013 8:31	62.7
29/9/2013 15:11	63.3	30/9/2013 20:16	65.5	1/10/2013 13:21	64.2	1/10/2013 22:26	62.8	4/10/2013 19:31	63.7	6/10/2013 8:36	62.5
29/9/2013 15:16	63.1	30/9/2013 20:21	65.6	1/10/2013 13:26	63.8	1/10/2013 22:31	63.7	4/10/2013 19:36	64.2	6/10/2013 8:41	61.8
29/9/2013 15:21	63.6	30/9/2013 20:26	65.8	1/10/2013 13:31	63.8	1/10/2013 22:36	62.5	4/10/2013 19:41	64.1	6/10/2013 8:46	62.8
29/9/2013 15:26	64.3	30/9/2013 20:31	65.6	1/10/2013 13:36	65.0	1/10/2013 22:41	62.6	4/10/2013 19:46	64.2	6/10/2013 8:51	62.7
29/9/2013 15:31	63.8	30/9/2013 20:36	65.3	1/10/2013 13:41	63.4	1/10/2013 22:46	62.8	4/10/2013 19:51	63.5	6/10/2013 8:56	62.4
29/9/2013 15:36	64.5	30/9/2013 20:41	65.2	1/10/2013 13:46	64.1	1/10/2013 22:51	62.6	4/10/2013 19:56	64.3	6/10/2013 9:01	62.8
29/9/2013 15:41	63.9	30/9/2013 20:46	64.8	1/10/2013 13:51	63.8	1/10/2013 22:56	62.2	4/10/2013 20:01	63.6	6/10/2013 9:06	63.0
29/9/2013 15:46	66.2	30/9/2013 20:51	65.5	1/10/2013 13:56	63.7	2/10/2013 19:01	63.6	4/10/2013 20:06	64.2	6/10/2013 9:11	62.8
29/9/2013 15:51	63.3	30/9/2013 20:56	64.7	1/10/2013 14:01	63.5	2/10/2013 19:06	62.7	4/10/2013 20:11	63.4	6/10/2013 9:16	63.7
29/9/2013 15:56	63.4	30/9/2013 21:01	64.6	1/10/2013 14:06	64.9	2/10/2013 19:11	63.2	4/10/2013 20:16	63.1	6/10/2013 9:21	63.2
29/9/2013 16:01	62.9	30/9/2013 21:06	65.0	1/10/2013 14:11	64.7	2/10/2013 19:16	64.2	4/10/2013 20:21	63.5	6/10/2013 9:26	63.4
29/9/2013 16:06	63.2	30/9/2013 21:11	65.3	1/10/2013 14:16	64.4	2/10/2013 19:21	64.0	4/10/2013 20:26	63.7	6/10/2013 9:31	63.3
29/9/2013 16:11	63.3	30/9/2013 21:16	65.0	1/10/2013 14:21	65.5	2/10/2013 19:26	64.0	4/10/2013 20:31	64.1	6/10/2013 9:36	63.1
29/9/2013 16:16	63.2	30/9/2013 21:21	65.0	1/10/2013 14:26	64.7	2/10/2013 19:31	63.8	4/10/2013 20:36	63.5	6/10/2013 9:41	63.1
29/9/2013 16:21	63.7	30/9/2013 21:26	64.7	1/10/2013 14:31	64.0	2/10/2013 19:36	65.1	4/10/2013 20:41	63.5	6/10/2013 9:46	62.9
29/9/2013 16:26	63.6	30/9/2013 21:31	64.7	1/10/2013 14:36	64.9	2/10/2013 19:41	64.4	4/10/2013 20:46	64.0	6/10/2013 9:51	63.9
29/9/2013 16:31	63.4	30/9/2013 21:36	65.3	1/10/2013 14:41	64.7	2/10/2013 19:46	64.6	4/10/2013 20:51	63.1	6/1	

Real-time Noise Data	RTN2a (Hong Kong Electric Centre)				
6/10/2013 13:21 63.4	6/10/2013 22:26 61.9	9/10/2013 19:31 63.6	11/10/2013 20:36 63.0	13/10/2013 9:41 60.4	13/10/2013 18:46 60.6
6/10/2013 13:26 63.6	6/10/2013 22:31 62.9	9/10/2013 19:36 65.0	11/10/2013 20:41 63.1	13/10/2013 9:46 60.5	13/10/2013 18:51 60.5
6/10/2013 13:31 63.3	6/10/2013 22:36 62.0	9/10/2013 19:41 64.8	11/10/2013 20:46 63.0	13/10/2013 9:51 60.9	13/10/2013 18:56 61.3
6/10/2013 13:36 63.9	6/10/2013 22:41 62.0	9/10/2013 19:46 64.7	11/10/2013 20:51 64.0	13/10/2013 9:56 60.6	13/10/2013 19:01 61.1
6/10/2013 13:41 63.7	6/10/2013 22:46 62.4	9/10/2013 19:51 64.6	11/10/2013 20:56 63.1	13/10/2013 10:01 59.7	13/10/2013 19:06 61.0
6/10/2013 13:46 64.0	6/10/2013 22:51 61.7	9/10/2013 19:56 64.0	11/10/2013 21:01 63.8	13/10/2013 10:06 56.4	13/10/2013 19:11 60.1
6/10/2013 13:51 63.4	6/10/2013 22:56 62.3	9/10/2013 20:01 63.7	11/10/2013 21:06 62.4	13/10/2013 10:11 57.2	13/10/2013 19:16 60.1
6/10/2013 13:56 63.4	7/10/2013 19:01 63.4	9/10/2013 20:06 63.5	11/10/2013 21:11 64.2	13/10/2013 10:16 58.2	13/10/2013 19:21 61.4
6/10/2013 14:01 63.6	7/10/2013 19:06 64.0	9/10/2013 20:11 63.9	11/10/2013 21:16 64.0	13/10/2013 10:21 58.1	13/10/2013 19:26 59.3
6/10/2013 14:06 63.5	7/10/2013 19:11 62.6	9/10/2013 20:16 63.6	11/10/2013 21:21 63.2	13/10/2013 10:26 56.2	13/10/2013 19:31 59.9
6/10/2013 14:11 63.4	7/10/2013 19:16 63.2	9/10/2013 20:21 63.4	11/10/2013 21:26 64.1	13/10/2013 10:31 58.2	13/10/2013 19:36 59.1
6/10/2013 14:16 63.4	7/10/2013 19:21 62.9	9/10/2013 20:26 63.3	11/10/2013 21:31 63.2	13/10/2013 10:36 55.3	13/10/2013 19:41 59.7
6/10/2013 14:21 64.2	7/10/2013 19:26 64.3	9/10/2013 20:31 63.1	11/10/2013 21:36 63.4	13/10/2013 10:41 58.0	13/10/2013 19:46 59.1
6/10/2013 14:26 63.3	7/10/2013 19:31 64.6	9/10/2013 20:36 63.5	11/10/2013 21:41 64.2	13/10/2013 10:46 56.8	13/10/2013 19:51 60.1
6/10/2013 14:31 64.1	7/10/2013 19:36 63.9	9/10/2013 20:41 63.8	11/10/2013 21:46 63.5	13/10/2013 10:51 59.5	13/10/2013 19:56 60.9
6/10/2013 14:36 63.8	7/10/2013 19:41 63.9	9/10/2013 20:46 63.2	11/10/2013 21:51 63.3	13/10/2013 10:56 52.2	13/10/2013 20:01 58.7
6/10/2013 14:41 64.3	7/10/2013 19:46 64.5	9/10/2013 20:51 63.2	11/10/2013 21:56 63.2	13/10/2013 11:01 56.8	13/10/2013 20:06 59.8
6/10/2013 14:46 63.8	7/10/2013 19:51 63.9	9/10/2013 20:56 62.4	11/10/2013 22:01 63.2	13/10/2013 11:06 57.8	13/10/2013 20:11 60.1
6/10/2013 14:51 63.8	7/10/2013 19:56 64.0	9/10/2013 21:01 63.2	11/10/2013 22:06 63.3	13/10/2013 11:11 57.2	13/10/2013 20:16 60.0
6/10/2013 14:56 63.9	7/10/2013 20:01 64.2	9/10/2013 21:06 63.4	11/10/2013 22:11 63.7	13/10/2013 11:16 58.5	13/10/2013 20:21 59.2
6/10/2013 15:01 63.3	7/10/2013 20:06 63.8	9/10/2013 21:11 62.9	11/10/2013 22:16 63.5	13/10/2013 11:21 57.2	13/10/2013 20:26 58.9
6/10/2013 15:06 63.7	7/10/2013 20:11 63.3	9/10/2013 21:16 63.4	11/10/2013 22:21 63.6	13/10/2013 11:26 57.7	13/10/2013 20:31 58.7
6/10/2013 15:11 63.8	7/10/2013 20:16 63.3	9/10/2013 21:21 62.8	11/10/2013 22:26 62.6	13/10/2013 11:31 59.1	13/10/2013 20:36 58.6
6/10/2013 15:16 64.1	7/10/2013 20:21 63.2	9/10/2013 21:26 63.2	11/10/2013 22:31 63.1	13/10/2013 11:36 56.9	13/10/2013 20:41 59.1
6/10/2013 15:21 64.6	7/10/2013 20:26 63.4	9/10/2013 21:31 63.5	11/10/2013 22:36 63.1	13/10/2013 11:41 56.7	13/10/2013 20:46 59.4
6/10/2013 15:26 63.6	7/10/2013 20:31 63.4	9/10/2013 21:36 63.2	11/10/2013 22:41 62.9	13/10/2013 11:46 56.8	13/10/2013 20:51 59.8
6/10/2013 15:31 63.9	7/10/2013 20:36 63.3	9/10/2013 21:41 63.5	11/10/2013 22:46 62.7	13/10/2013 11:51 56.6	13/10/2013 20:56 61.5
6/10/2013 15:36 62.6	7/10/2013 20:41 63.0	9/10/2013 21:46 62.8	11/10/2013 22:51 63.5	13/10/2013 11:56 60.6	13/10/2013 21:01 58.6
6/10/2013 15:41 63.8	7/10/2013 20:46 63.8	9/10/2013 21:51 63.1	11/10/2013 22:56 62.8	13/10/2013 12:01 56.3	13/10/2013 21:06 58.8
6/10/2013 15:46 64.1	7/10/2013 20:51 63.4	9/10/2013 21:56 62.9	15/10/2013 19:01 63.1	13/10/2013 12:06 58.4	13/10/2013 21:11 59.0
6/10/2013 15:51 65.3	7/10/2013 20:56 63.0	9/10/2013 22:01 63.4	15/10/2013 19:06 63.7	13/10/2013 12:11 55.5	13/10/2013 21:16 59.9
6/10/2013 15:56 63.9	7/10/2013 21:01 63.0	9/10/2013 22:06 63.5	15/10/2013 19:11 63.7	13/10/2013 12:16 57.4	13/10/2013 21:21 62.7
6/10/2013 16:01 69.9	7/10/2013 21:06 62.6	9/10/2013 22:11 63.5	15/10/2013 19:16 62.6	13/10/2013 12:21 59.2	13/10/2013 21:26 60.1
6/10/2013 16:06 63.7	7/10/2013 21:11 63.1	9/10/2013 22:16 63.7	15/10/2013 19:21 63.7	13/10/2013 12:26 59.4	13/10/2013 21:31 59.7
6/10/2013 16:11 63.6	7/10/2013 21:16 62.5	9/10/2013 22:21 62.9	15/10/2013 19:26 62.7	13/10/2013 12:31 56.8	13/10/2013 21:36 59.6
6/10/2013 16:16 64.8	7/10/2013 21:21 63.3	9/10/2013 22:26 63.3	15/10/2013 19:31 63.2	13/10/2013 12:36 56.1	13/10/2013 21:41 61.1
6/10/2013 16:21 64.5	7/10/2013 21:26 63.6	9/10/2013 22:31 62.5	15/10/2013 19:36 62.8	13/10/2013 12:41 56.9	13/10/2013 21:46 58.6
6/10/2013 16:26 64.0	7/10/2013 21:31 63.5	9/10/2013 22:36 62.6	15/10/2013 19:41 62.5	13/10/2013 12:46 55.4	13/10/2013 21:51 59.7
6/10/2013 16:31 64.3	7/10/2013 21:36 62.9	9/10/2013 22:41 63.1	15/10/2013 19:46 64.6	13/10/2013 12:51 55.8	13/10/2013 21:56 58.7
6/10/2013 16:36 63.9	7/10/2013 21:41 63.8	9/10/2013 22:46 62.5	15/10/2013 19:51 63.1	13/10/2013 12:56 57.4	13/10/2013 22:01 60.0
6/10/2013 16:41 64.0	7/10/2013 21:46 62.6	9/10/2013 22:51 63.1	15/10/2013 19:56 62.5	13/10/2013 13:01 58.9	13/10/2013 22:06 N/A
6/10/2013 16:46 64.1	7/10/2013 21:51 62.3	9/10/2013 22:56 62.7	15/10/2013 20:01 63.6	13/10/2013 13:06 56.9	13/10/2013 22:11 N/A
6/10/2013 16:51 63.8	7/10/2013 21:56 62.1	10/10/2013 19:01 64.3	15/10/2013 20:06 62.3	13/10/2013 13:11 57.9	13/10/2013 22:16 N/A
6/10/2013 16:56 64.3	7/10/2013 22:01 62.0	10/10/2013 19:06 63.9	15/10/2013 20:11 62.3	13/10/2013 13:16 58.3	13/10/2013 22:21 N/A
6/10/2013 17:01 64.1	7/10/2013 22:06 62.0	10/10/2013 19:11 64.1	15/10/2013 20:16 63.0	13/10/2013 13:21 57.6	13/10/2013 22:26 N/A
6/10/2013 17:06 63.7	7/10/2013 22:11 62.3	10/10/2013 19:16 64.5	15/10/2013 20:21 61.4	13/10/2013 13:26 58.1	13/10/2013 22:31 N/A
6/10/2013 17:11 64.1	7/10/2013 22:16 62.6	10/10/2013 19:21 64.1	15/10/2013 20:26 61.7	13/10/2013 13:31 58.4	13/10/2013 22:36 N/A
6/10/2013 17:16 63.9	7/10/2013 22:21 62.5	10/10/2013 19:26 64.0	15/10/2013 20:31 62.0	13/10/2013 13:36 56.9	13/10/2013 22:41 N/A
6/10/2013 17:21 64.0	7/10/2013 22:26 63.4	10/10/2013 19:31 64.3	15/10/2013 20:36 62.8	13/10/2013 13:41 56.9	13/10/2013 22:46 N/A
6/10/2013 17:26 63.6	7/10/2013 22:31 62.3	10/10/2013 19:36 64.6	15/10/2013 20:41 62.4	13/10/2013 13:46 56.8	13/10/2013 22:51 N/A
6/10/2013 17:31 63.6	7/10/2013 22:36 62.7	10/10/2013 19:41 63.6	15/10/2013 20:46 62.2	13/10/2013 13:51 59.4	13/10/2013 22:56 N/A
6/10/2013 17:36 63.6	7/10/2013 22:41 61.3	10/10/2013 19:46 63.4	15/10/2013 20:51 62.3	13/10/2013 13:56 53.4	14/10/2013 7:01 N/A
6/10/2013 17:41 64.5	7/10/2013 22:46 60.7	10/10/2013 19:51 63.7	15/10/2013 20:56 61.3	13/10/2013 14:01 58.3	14/10/2013 7:06 N/A
6/10/2013 17:46 64.3	7/10/2013 22:51 60.5	10/10/2013 19:56 64.0	15/10/2013 21:01 61.9	13/10/2013 14:06 57.2	14/10/2013 7:11 N/A
6/10/2013 17:51 63.6	7/10/2013 22:56 62.0	10/10/2013 20:01 63.5	15/10/2013 21:06 61.8	13/10/2013 14:11 56.1	14/10/2013 7:16 N/A
6/10/2013 17:56 63.1	8/10/2013 19:01 63.9	10/10/2013 20:06 63.7	15/10/2013 21:11 62.1	13/10/2013 14:16 54.0	14/10/2013 7:21 N/A
6/10/2013 18:01 63.9	8/10/2013 19:06 64.5	10/10/2013 20:11 63.8	15/10/2013 21:16 62.1	13/10/2013 14:21 56.7	14/10/2013 7:26 N/A
6/10/2013 18:06 63.5	8/10/2013 19:11 64.5	10/10/2013 20:16 63.1	15/10/2013 21:21 61.6	13/10/2013 14:26 56.0	14/10/2013 7:31 N/A
6/10/2013 18:11 63.5	8/10/2013 19:16 64.0	10/10/2013 20:21 63.6	15/10/2013 21:26 62.6	13/10/2013 14:31 57.7	14/10/2013 7:36 N/A
6/10/2013 18:16 63.8	8/10/2013 19:21 64.6	10/10/2013 20:26 63.5	15/10/2013 21:31 61.9	13/10/2013 14:36 51.5	14/10/2013 7:41 N/A
6/10/2013 18:21 63.8	8/10/2013 19:26 64.4	10/10/2013 20:31 63.6	15/10/2013 21:36 62.1	13/10/2013 14:41 54.3	14/10/2013 7:46 N/A
6/10/2013 18:26 63.2	8/10/2013 19:31 64.5	10/10/2013 20:36 64.5	15/10/2013 21:41 63.2	13/10/2013 14:46 55.6	14/10/2013 7:51 N/A
6/10/2013 18:31 63.7	8/10/2013 19:36 63.9	10/10/2013 20:41 63.6	15/10/2013 21:46 61.6	13/10/2013 14:51 55.9	14/10/2013 7:56 N/A
6/10/2013 18:36 63.5	8/10/2013 19:41 64.2	10/10/2013 20:46 63.6	15/10/2013 21:51 62.6	13/10/2013 14:56 56.1	14/10/2013 8:01 N/A
6/10/2013 18:41 64.2	8/10/2013 19:46 63.9	10/10/2013 20:51 64.2	15/10/2013 21:56 62.3	13/10/2013 15:01 55.5	14/10/2013 8:06 N/A
6/10/2013 18:46 63.4	8/10/2013 19:51 64.3	10/10/2013 20:56 63.2	15/10/2013 22:01 61.6	13/10/2013 15:06 57.5	14/10/2013 8:11 N/A
6/10/2013 18:51 63.5	8/10/2013 19:56 64.4	10/10/2013 21:01 63.4	15/10/2013 22:06 62.0	13/10/2013 15:11 54.5	14/10/2013 8:16 N/A
6/10/2013 18:56 62.9	8/10/2013 20:01 63.8	10/10/2013 21:06 63.7	15/10/2013 22:11 61.3	13/10/2013 15:16 54.8	14/10/2013 8:21 N/A
6/10/2013 19:01 62.9	8/10/2013 20:06 63.9	10/10/2013 21:11 63.2	15/10/2013 22:16 64.0	13/10/2013 15:21 57.2	14/10/2013 8:26 N/A
6/10/2013 19:06 63.6	8/10/2013 20:11 64.5	10/10/2013 21:16 63.2	15/10/2013 22:21 61.7	13/10/2013 15:26 56.9	14/10/2013 8:31 N/A
6/10/2013 19:11 63.5	8/10/2013 20:16 64.2	10/10/2013 21:21 63.0	15/10/2013 22:26 61.8	13/10/2013 15:31 54.5	14/10/2013 8:36 N/A
6/10/2013 19:16 63.0	8/10/2013 20:21 63.3	10/10/2013 21:26 63.5	15/10/2013 22:31 62.4	13/10/2013 15:36 57.1	14/10/2013 8:41 N/A
6/10/2013 19:21 63.3	8/10/2013 20:26 64.1	10/10/2013 21:31 63.7	15/10/2013 22:36 61.7	13/10/2013 15:41 56.5	14/10/2013 8:46 N/A
6/10/2013 19:26 63.5	8/10/2013 20:31 63.6	10/10/2013 21:36 63.3	15/10/2013 22:41 61.9	13/10/2013 15:46 58.5	14/10/2013 8:51 N/A
6/10/2013 19:31 63.4	8/10/2013 20:36 63.3	10/10/2013 21:41 63.1	15/10/2013 22:46 62.3	13/10/2013 15:51 55.0	14/10/2013 8:56 N/A
6/10/2013 19:36 63.0	8/10/2013 20:41 63.5	10/10/2013 21:46 63.4	15/10/2013 22:51 62.0	13/10/2013 15:56 56.4	14/10/2013 9:01 N/A
6/10/2013 19:41 63.0	8/10/2013 20:46 63.9	10/10/2013 21:51 62.8	15/10/2013 22:56 61.7	13/10/2013 16:01 56.7	14/10/2013 9:06 N/A
6/10/2013 19:46 62.6	8/10/2013 20:51 62.3	10/10/2013 21:56 63.0	13/10/2013 7:01 57.6	13/10/2013 16:06 58.3	14/10/2013 9:11 N/A
6/10/2013 19:51 62.4	8/10/2013 20:56 63.3	10/10/2013 22:01 63			

Real-time Noise Data	RTN2a (Hong Kong Electric Centre)				
14/10/2013 11:51 N/A	14/10/2013 20:56 N/A	16/10/2013 22:01 61.4	19/10/2013 19:06 63.9	20/10/2013 12:11 61.4	20/10/2013 21:16 62.1
14/10/2013 11:56 N/A	14/10/2013 21:01 N/A	16/10/2013 22:06 62.9	19/10/2013 19:11 63.7	20/10/2013 12:16 60.5	20/10/2013 21:21 63.8
14/10/2013 12:01 N/A	14/10/2013 21:06 N/A	16/10/2013 22:11 62.2	19/10/2013 19:16 64.2	20/10/2013 12:21 61.4	20/10/2013 21:26 63.2
14/10/2013 12:06 N/A	14/10/2013 21:11 N/A	16/10/2013 22:16 63.5	19/10/2013 19:21 64.5	20/10/2013 12:26 61.1	20/10/2013 21:31 62.5
14/10/2013 12:11 N/A	14/10/2013 21:16 N/A	16/10/2013 22:21 63.1	19/10/2013 19:26 63.4	20/10/2013 12:31 63.3	20/10/2013 21:36 62.6
14/10/2013 12:16 N/A	14/10/2013 21:21 N/A	16/10/2013 22:26 62.6	19/10/2013 19:31 64.2	20/10/2013 12:36 61.7	20/10/2013 21:41 61.7
14/10/2013 12:21 N/A	14/10/2013 21:26 N/A	16/10/2013 22:31 63.2	19/10/2013 19:36 63.6	20/10/2013 12:41 61.6	20/10/2013 21:46 62.5
14/10/2013 12:26 N/A	14/10/2013 21:31 N/A	16/10/2013 22:36 62.8	19/10/2013 19:41 63.7	20/10/2013 12:46 61.9	20/10/2013 21:51 63.2
14/10/2013 12:31 N/A	14/10/2013 21:36 N/A	16/10/2013 22:41 62.2	19/10/2013 19:46 63.5	20/10/2013 12:51 61.2	20/10/2013 21:56 62.8
14/10/2013 12:36 N/A	14/10/2013 21:41 N/A	16/10/2013 22:46 61.9	19/10/2013 19:51 64.1	20/10/2013 12:56 61.2	20/10/2013 22:01 62.2
14/10/2013 12:41 N/A	14/10/2013 21:46 N/A	16/10/2013 22:51 61.4	19/10/2013 19:56 64.2	20/10/2013 13:01 61.4	20/10/2013 22:06 62.1
14/10/2013 12:46 N/A	14/10/2013 21:51 N/A	16/10/2013 22:56 61.2	19/10/2013 20:01 62.6	20/10/2013 13:06 61.4	20/10/2013 22:11 62.5
14/10/2013 12:51 N/A	14/10/2013 21:56 N/A	17/10/2013 19:01 64.0	19/10/2013 20:06 63.1	20/10/2013 13:11 62.1	20/10/2013 22:16 62.8
14/10/2013 12:56 N/A	14/10/2013 22:01 N/A	17/10/2013 19:06 64.4	19/10/2013 20:11 62.7	20/10/2013 13:16 61.4	20/10/2013 22:21 62.3
14/10/2013 13:01 N/A	14/10/2013 22:06 N/A	17/10/2013 19:11 64.3	19/10/2013 20:16 63.0	20/10/2013 13:21 61.2	20/10/2013 22:26 63.1
14/10/2013 13:06 N/A	14/10/2013 22:11 N/A	17/10/2013 19:16 63.6	19/10/2013 20:21 62.7	20/10/2013 13:26 61.3	20/10/2013 22:31 62.3
14/10/2013 13:11 N/A	14/10/2013 22:16 N/A	17/10/2013 19:21 63.6	19/10/2013 20:26 63.1	20/10/2013 13:31 61.6	20/10/2013 22:36 63.0
14/10/2013 13:16 N/A	14/10/2013 22:21 N/A	17/10/2013 19:26 63.8	19/10/2013 20:31 62.9	20/10/2013 13:36 61.3	20/10/2013 22:41 62.6
14/10/2013 13:21 N/A	14/10/2013 22:26 N/A	17/10/2013 19:31 63.7	19/10/2013 20:36 62.5	20/10/2013 13:41 60.7	20/10/2013 22:46 62.5
14/10/2013 13:26 N/A	14/10/2013 22:31 N/A	17/10/2013 19:36 63.1	19/10/2013 20:41 63.0	20/10/2013 13:46 61.3	20/10/2013 22:51 62.3
14/10/2013 13:31 N/A	14/10/2013 22:36 N/A	17/10/2013 19:41 63.4	19/10/2013 20:46 63.1	20/10/2013 13:51 61.6	20/10/2013 22:56 61.7
14/10/2013 13:36 N/A	14/10/2013 22:41 N/A	17/10/2013 19:46 65.2	19/10/2013 20:51 62.6	20/10/2013 13:56 61.6	21/10/2013 19:01 63.9
14/10/2013 13:41 N/A	14/10/2013 22:46 N/A	17/10/2013 19:51 63.5	19/10/2013 20:56 63.3	20/10/2013 14:01 61.7	21/10/2013 19:06 64.1
14/10/2013 13:46 N/A	14/10/2013 22:51 N/A	17/10/2013 19:56 63.1	19/10/2013 21:01 63.4	20/10/2013 14:06 61.6	21/10/2013 19:11 63.7
14/10/2013 13:51 N/A	14/10/2013 22:56 N/A	17/10/2013 20:01 63.7	19/10/2013 21:06 63.1	20/10/2013 14:11 60.8	21/10/2013 19:16 63.8
14/10/2013 13:56 N/A	15/10/2013 19:01 63.1	17/10/2013 20:06 63.9	19/10/2013 21:11 62.7	20/10/2013 14:16 61.2	21/10/2013 19:21 64.2
14/10/2013 14:01 N/A	15/10/2013 19:06 63.7	17/10/2013 20:11 63.9	19/10/2013 21:16 62.6	20/10/2013 14:21 63.0	21/10/2013 19:26 64.0
14/10/2013 14:06 N/A	15/10/2013 19:11 63.4	17/10/2013 20:16 64.1	19/10/2013 21:21 62.9	20/10/2013 14:26 61.2	21/10/2013 19:31 64.1
14/10/2013 14:11 N/A	15/10/2013 19:16 63.5	17/10/2013 20:21 64.2	19/10/2013 21:26 63.0	20/10/2013 14:31 62.8	21/10/2013 19:36 64.6
14/10/2013 14:16 N/A	15/10/2013 19:21 63.8	17/10/2013 20:26 63.0	19/10/2013 21:31 63.7	20/10/2013 14:36 61.5	21/10/2013 19:41 64.6
14/10/2013 14:21 N/A	15/10/2013 19:26 63.9	17/10/2013 20:31 63.1	19/10/2013 21:36 63.0	20/10/2013 14:41 62.0	21/10/2013 19:46 63.8
14/10/2013 14:26 N/A	15/10/2013 19:31 63.8	17/10/2013 20:36 63.6	19/10/2013 21:41 62.7	20/10/2013 14:46 60.7	21/10/2013 19:51 63.9
14/10/2013 14:31 N/A	15/10/2013 19:36 63.1	17/10/2013 20:41 62.7	19/10/2013 21:46 65.0	20/10/2013 14:51 60.9	21/10/2013 19:56 63.5
14/10/2013 14:36 N/A	15/10/2013 19:41 63.5	17/10/2013 20:46 64.0	19/10/2013 21:51 63.8	20/10/2013 14:56 61.1	21/10/2013 20:01 63.6
14/10/2013 14:41 N/A	15/10/2013 19:46 63.3	17/10/2013 20:51 62.7	19/10/2013 21:56 62.4	20/10/2013 15:01 60.7	21/10/2013 20:06 63.8
14/10/2013 14:46 N/A	15/10/2013 19:51 63.0	17/10/2013 20:56 62.4	19/10/2013 22:01 63.3	20/10/2013 15:06 62.5	21/10/2013 20:11 64.1
14/10/2013 14:51 N/A	15/10/2013 19:56 63.2	17/10/2013 21:01 63.0	19/10/2013 22:06 62.8	20/10/2013 15:11 61.3	21/10/2013 20:16 64.4
14/10/2013 14:56 N/A	15/10/2013 20:01 62.7	17/10/2013 21:06 62.6	19/10/2013 22:11 63.3	20/10/2013 15:16 60.7	21/10/2013 20:21 63.0
14/10/2013 15:01 N/A	15/10/2013 20:06 63.2	17/10/2013 21:11 62.4	19/10/2013 22:16 62.6	20/10/2013 15:21 63.6	21/10/2013 20:26 63.4
14/10/2013 15:06 N/A	15/10/2013 20:11 63.1	17/10/2013 21:16 63.0	19/10/2013 22:21 63.4	20/10/2013 15:26 61.4	21/10/2013 20:31 63.5
14/10/2013 15:11 N/A	15/10/2013 20:16 62.4	17/10/2013 21:21 62.8	19/10/2013 22:26 63.7	20/10/2013 15:31 62.6	21/10/2013 20:36 63.3
14/10/2013 15:16 N/A	15/10/2013 20:21 63.6	17/10/2013 21:26 62.3	19/10/2013 22:31 63.3	20/10/2013 15:36 61.8	21/10/2013 20:41 63.3
14/10/2013 15:21 N/A	15/10/2013 20:26 62.8	17/10/2013 21:31 63.7	19/10/2013 22:36 62.4	20/10/2013 15:41 61.6	21/10/2013 20:46 63.5
14/10/2013 15:26 N/A	15/10/2013 20:31 63.0	17/10/2013 21:36 63.2	19/10/2013 22:41 63.6	20/10/2013 15:46 60.0	21/10/2013 20:51 63.3
14/10/2013 15:31 N/A	15/10/2013 20:36 63.9	17/10/2013 21:41 62.9	19/10/2013 22:46 62.1	20/10/2013 15:51 63.4	21/10/2013 20:56 62.3
14/10/2013 15:36 N/A	15/10/2013 20:41 63.2	17/10/2013 21:46 62.7	19/10/2013 22:51 62.7	20/10/2013 15:56 61.0	21/10/2013 21:01 63.0
14/10/2013 15:41 N/A	15/10/2013 20:46 62.4	17/10/2013 21:51 62.5	19/10/2013 22:56 62.6	20/10/2013 16:01 60.9	21/10/2013 21:06 62.9
14/10/2013 15:46 N/A	15/10/2013 20:51 61.8	17/10/2013 21:56 63.6	20/10/2013 7:01 59.3	20/10/2013 16:06 61.1	21/10/2013 21:11 63.0
14/10/2013 15:51 N/A	15/10/2013 20:56 61.9	17/10/2013 22:01 62.2	20/10/2013 7:06 57.6	20/10/2013 16:11 60.6	21/10/2013 21:16 63.6
14/10/2013 15:56 N/A	15/10/2013 21:01 62.4	17/10/2013 22:06 62.8	20/10/2013 7:11 57.6	20/10/2013 16:16 60.0	21/10/2013 21:21 63.5
14/10/2013 16:01 N/A	15/10/2013 21:06 62.6	17/10/2013 22:11 62.7	20/10/2013 7:16 58.2	20/10/2013 16:21 60.2	21/10/2013 21:26 63.3
14/10/2013 16:06 N/A	15/10/2013 21:11 61.0	17/10/2013 22:16 62.5	20/10/2013 7:21 59.8	20/10/2013 16:26 60.5	21/10/2013 21:31 63.5
14/10/2013 16:11 N/A	15/10/2013 21:16 62.4	17/10/2013 22:21 63.4	20/10/2013 7:26 58.4	20/10/2013 16:31 60.7	21/10/2013 21:36 63.3
14/10/2013 16:16 N/A	15/10/2013 21:21 62.7	17/10/2013 22:26 62.4	20/10/2013 7:31 61.2	20/10/2013 16:36 60.5	21/10/2013 21:41 64.2
14/10/2013 16:21 N/A	15/10/2013 21:26 62.9	17/10/2013 22:31 62.5	20/10/2013 7:36 57.4	20/10/2013 16:41 61.1	21/10/2013 21:46 63.2
14/10/2013 16:26 N/A	15/10/2013 21:31 62.4	17/10/2013 22:36 63.1	20/10/2013 7:41 59.1	20/10/2013 16:46 61.1	21/10/2013 21:51 62.9
14/10/2013 16:31 N/A	15/10/2013 21:36 62.4	17/10/2013 22:41 63.0	20/10/2013 7:46 58.6	20/10/2013 16:51 60.5	21/10/2013 21:56 62.8
14/10/2013 16:36 N/A	15/10/2013 21:41 63.2	17/10/2013 22:46 62.0	20/10/2013 7:51 58.6	20/10/2013 16:56 62.3	21/10/2013 22:01 63.1
14/10/2013 16:41 N/A	15/10/2013 21:46 62.3	17/10/2013 22:51 62.6	20/10/2013 7:56 59.2	20/10/2013 17:01 61.5	21/10/2013 22:06 63.3
14/10/2013 16:46 N/A	15/10/2013 21:51 62.6	17/10/2013 22:56 61.9	20/10/2013 8:01 61.2	20/10/2013 17:06 60.5	21/10/2013 22:11 62.8
14/10/2013 16:51 N/A	15/10/2013 21:56 63.3	18/10/2013 19:01 60.9	20/10/2013 8:06 61.9	20/10/2013 17:11 61.5	21/10/2013 22:16 63.5
14/10/2013 16:56 N/A	15/10/2013 22:01 61.8	18/10/2013 19:06 60.3	20/10/2013 8:11 61.0	20/10/2013 17:16 61.6	21/10/2013 22:21 63.0
14/10/2013 17:01 N/A	15/10/2013 22:06 61.9	18/10/2013 19:11 58.9	20/10/2013 8:16 60.4	20/10/2013 17:21 61.1	21/10/2013 22:26 62.0
14/10/2013 17:06 N/A	15/10/2013 22:11 62.3	18/10/2013 19:16 60.5	20/10/2013 8:21 61.4	20/10/2013 17:26 61.0	21/10/2013 22:31 65.2
14/10/2013 17:11 N/A	15/10/2013 22:16 62.1	18/10/2013 19:21 61.6	20/10/2013 8:26 60.4	20/10/2013 17:31 61.7	21/10/2013 22:36 62.1
14/10/2013 17:16 N/A	15/10/2013 22:21 62.1	18/10/2013 19:26 61.1	20/10/2013 8:31 60.6	20/10/2013 17:36 62.1	21/10/2013 22:41 62.5
14/10/2013 17:21 N/A	15/10/2013 22:26 62.6	18/10/2013 19:31 63.4	20/10/2013 8:36 61.9	20/10/2013 17:41 60.9	21/10/2013 22:46 62.2
14/10/2013 17:26 N/A	15/10/2013 22:31 62.2	18/10/2013 19:36 64.1	20/10/2013 8:41 61.0	20/10/2013 17:46 60.2	21/10/2013 22:51 62.5
14/10/2013 17:31 N/A	15/10/2013 22:36 62.5	18/10/2013 19:41 64.1	20/10/2013 8:46 60.6	20/10/2013 17:51 60.1	21/10/2013 22:56 63.0
14/10/2013 17:36 N/A	15/10/2013 22:41 61.7	18/10/2013 19:46 65.2	20/10/2013 8:51 63.4	20/10/2013 17:56 59.2	22/10/2013 19:01 63.0
14/10/2013 17:41 N/A	15/10/2013 22:46 61.5	18/10/2013 19:51 65.2	20/10/2013 8:56 61.8	20/10/2013 18:01 60.0	22/10/2013 19:06 62.7
14/10/2013 17:46 N/A	15/10/2013 22:51 62.5	18/10/2013 19:56 64.0	20/10/2013 9:01 62.6	20/10/2013 18:06 60.3	22/10/2013 19:11 63.0
14/10/2013 17:51 N/A	15/10/2013 22:56 62.3	18/10/2013 20:01 65.1	20/10/2013 9:06 62.0	20/10/2013 18:11 60.3	22/10/2013 19:16 63.3
14/10/2013 17:56 N/A	16/10/2013 19:01 63.4	18/10/2013 20:06 64.0	20/10/2013 9:11 61.3	20/10/2013 18:16 60.0	22/10/2013 19:21 62.7
14/10/2013 18:01 N/A	16/10/2013 19:06 63.4	18/10/2013 20:11 64.3	20/10/2013 9:16 63.2	20/10/2013 18:21 61.1	22/10/2013 19:26 63.6
14/10/2013 18:06 N/A	16/10/2013 19:11 64.5	18/10/2013 20:16 63.8	20/10/2013 9:21 61.9	20/10/2013 18:26 60.4	22/10/2013 19:31 63.3
14/10/2013 18:11 N/A	16/10/2013 19:16 63.7	18/10/2013 20:21 63.6	20/10/2013 9:26 61.0	20/10/2013 18:31 60.4	22/10/2013 19:36 63.7
14/10/2013 18:16 N/A	16/10/2013 19:21 63.5	18/10/2013 20:26 63.3	20/10/2013 9:31 61.4	20/10/2013 18:36 60.7	22/10/2013 19:41 63.7
14/10/2013 18:21 N/A	16/10/2013 19:26 63.4	18/10/2013 20:31			

Real-time Noise Data	RTN2a (Hong Kong Electric Centre)				
22/10/2013 22:21 62.1	25/10/2013 19:26 62.6	27/10/2013 8:31 61.6	27/10/2013 17:36 61.2	28/9/2013 3:26 60.8	29/9/2013 4:31 58.2
22/10/2013 22:26 61.8	25/10/2013 19:31 63.4	27/10/2013 8:36 62.1	27/10/2013 17:41 59.4	28/9/2013 3:31 61.0	29/9/2013 4:36 58.4
22/10/2013 22:31 62.5	25/10/2013 19:36 63.4	27/10/2013 8:41 63.6	27/10/2013 17:46 59.5	28/9/2013 3:36 61.5	29/9/2013 4:41 60.5
22/10/2013 22:36 62.2	25/10/2013 19:41 64.2	27/10/2013 8:46 61.9	27/10/2013 17:51 59.5	28/9/2013 3:41 60.6	29/9/2013 4:46 59.2
22/10/2013 22:41 62.3	25/10/2013 19:46 63.6	27/10/2013 8:51 61.6	27/10/2013 17:56 60.5	28/9/2013 3:46 60.6	29/9/2013 4:51 59.2
22/10/2013 22:46 61.7	25/10/2013 19:51 63.7	27/10/2013 8:56 61.1	27/10/2013 18:01 59.9	28/9/2013 3:51 61.2	29/9/2013 4:56 59.1
22/10/2013 22:51 61.5	25/10/2013 19:56 63.4	27/10/2013 9:01 60.6	27/10/2013 18:06 60.1	28/9/2013 3:56 60.2	29/9/2013 5:01 58.7
22/10/2013 22:56 61.3	25/10/2013 20:01 63.4	27/10/2013 9:06 61.3	27/10/2013 18:11 60.7	28/9/2013 4:01 60.3	29/9/2013 5:06 59.5
23/10/2013 19:01 64.4	25/10/2013 20:06 63.6	27/10/2013 9:11 61.9	27/10/2013 18:16 61.7	28/9/2013 4:06 61.5	29/9/2013 5:11 58.6
23/10/2013 19:06 63.5	25/10/2013 20:11 62.9	27/10/2013 9:16 61.5	27/10/2013 18:21 62.5	28/9/2013 4:11 60.5	29/9/2013 5:16 61.1
23/10/2013 19:11 63.8	25/10/2013 20:16 63.9	27/10/2013 9:21 61.1	27/10/2013 18:26 62.2	28/9/2013 4:16 59.9	29/9/2013 5:21 60.0
23/10/2013 19:16 63.6	25/10/2013 20:21 63.5	27/10/2013 9:26 61.3	27/10/2013 18:31 62.1	28/9/2013 4:21 60.9	29/9/2013 5:26 59.7
23/10/2013 19:21 63.5	25/10/2013 20:26 62.7	27/10/2013 9:31 61.4	27/10/2013 18:36 63.5	28/9/2013 4:26 60.3	29/9/2013 5:31 60.4
23/10/2013 19:26 64.0	25/10/2013 20:31 63.0	27/10/2013 9:36 62.7	27/10/2013 18:41 63.9	28/9/2013 4:31 60.5	29/9/2013 5:36 60.9
23/10/2013 19:31 63.6	25/10/2013 20:36 63.5	27/10/2013 9:41 63.8	27/10/2013 18:46 63.8	28/9/2013 4:36 59.7	29/9/2013 5:41 61.0
23/10/2013 19:36 63.7	25/10/2013 20:41 62.7	27/10/2013 9:46 62.1	27/10/2013 18:51 63.4	28/9/2013 4:41 60.6	29/9/2013 5:46 60.2
23/10/2013 19:41 65.3	25/10/2013 20:46 64.0	27/10/2013 9:51 61.5	27/10/2013 18:56 62.4	28/9/2013 4:46 60.3	29/9/2013 5:51 60.6
23/10/2013 19:46 63.6	25/10/2013 20:51 63.4	27/10/2013 9:56 61.7	27/10/2013 19:01 62.9	28/9/2013 4:51 60.4	29/9/2013 5:56 60.2
23/10/2013 19:51 63.5	25/10/2013 20:56 65.2	27/10/2013 10:01 62.7	27/10/2013 19:06 63.2	28/9/2013 4:56 61.4	29/9/2013 6:01 60.4
23/10/2013 19:56 63.3	25/10/2013 21:01 62.9	27/10/2013 10:06 62.4	27/10/2013 19:11 63.6	28/9/2013 5:01 60.3	29/9/2013 6:06 61.9
23/10/2013 20:01 63.5	25/10/2013 21:06 62.8	27/10/2013 10:11 62.0	27/10/2013 19:16 63.9	28/9/2013 5:06 61.2	29/9/2013 6:11 61.2
23/10/2013 20:06 63.3	25/10/2013 21:11 62.3	27/10/2013 10:16 62.3	27/10/2013 19:21 63.2	28/9/2013 5:11 60.9	29/9/2013 6:16 62.1
23/10/2013 20:11 64.0	25/10/2013 21:16 62.6	27/10/2013 10:21 62.6	27/10/2013 19:26 63.0	28/9/2013 5:16 60.9	29/9/2013 6:21 61.1
23/10/2013 20:16 64.1	25/10/2013 21:21 63.7	27/10/2013 10:26 63.3	27/10/2013 19:31 62.3	28/9/2013 5:21 60.6	29/9/2013 6:26 62.2
23/10/2013 20:21 63.3	25/10/2013 21:26 62.9	27/10/2013 10:31 62.4	27/10/2013 19:36 62.9	28/9/2013 5:26 60.3	29/9/2013 6:31 62.0
23/10/2013 20:26 62.8	25/10/2013 21:31 62.6	27/10/2013 10:36 62.2	27/10/2013 19:41 62.6	28/9/2013 5:31 60.2	29/9/2013 6:36 62.4
23/10/2013 20:31 62.9	25/10/2013 21:36 63.5	27/10/2013 10:41 63.6	27/10/2013 19:46 63.0	28/9/2013 5:36 61.1	29/9/2013 6:41 62.3
23/10/2013 20:36 63.2	25/10/2013 21:41 63.5	27/10/2013 10:46 63.5	27/10/2013 19:51 63.2	28/9/2013 5:41 59.8	29/9/2013 6:46 62.4
23/10/2013 20:41 63.3	25/10/2013 21:46 62.4	27/10/2013 10:51 61.6	27/10/2013 19:56 62.9	28/9/2013 5:46 61.0	29/9/2013 6:51 62.5
23/10/2013 20:46 63.2	25/10/2013 21:51 63.7	27/10/2013 10:56 61.8	27/10/2013 20:01 62.4	28/9/2013 5:51 61.2	29/9/2013 6:56 63.2
23/10/2013 20:51 63.6	25/10/2013 21:56 63.0	27/10/2013 11:01 61.5	27/10/2013 20:06 62.3	28/9/2013 5:56 61.1	29/9/2013 7:01 65.1
23/10/2013 20:56 63.1	25/10/2013 22:01 64.5	27/10/2013 11:06 60.9	27/10/2013 20:11 62.0	28/9/2013 6:01 60.9	29/9/2013 7:06 64.7
23/10/2013 21:01 63.3	25/10/2013 22:06 62.7	27/10/2013 11:11 60.6	27/10/2013 20:16 63.2	28/9/2013 6:06 61.6	29/9/2013 7:11 65.2
23/10/2013 21:06 62.6	25/10/2013 22:11 62.8	27/10/2013 11:16 62.1	27/10/2013 20:21 61.6	28/9/2013 6:11 61.9	29/9/2013 7:16 65.4
23/10/2013 21:11 62.9	25/10/2013 22:16 63.4	27/10/2013 11:21 60.6	27/10/2013 20:26 63.3	28/9/2013 6:16 61.7	29/9/2013 7:21 65.3
23/10/2013 21:16 62.7	25/10/2013 22:21 63.3	27/10/2013 11:26 61.2	27/10/2013 20:31 62.1	28/9/2013 6:21 62.6	29/9/2013 7:26 65.1
23/10/2013 21:21 63.6	25/10/2013 22:26 62.5	27/10/2013 11:31 60.0	27/10/2013 20:36 62.4	28/9/2013 6:26 62.4	29/9/2013 7:31 64.5
23/10/2013 21:26 63.0	25/10/2013 22:31 62.5	27/10/2013 11:36 60.4	27/10/2013 20:41 62.0	28/9/2013 6:31 62.6	29/9/2013 7:36 64.8
23/10/2013 21:31 62.9	25/10/2013 22:36 62.4	27/10/2013 11:41 61.3	27/10/2013 20:46 62.2	28/9/2013 6:36 63.6	29/9/2013 7:41 64.6
23/10/2013 21:36 62.6	25/10/2013 22:41 62.6	27/10/2013 11:46 60.9	27/10/2013 20:51 62.3	28/9/2013 6:41 63.7	29/9/2013 7:46 64.7
23/10/2013 21:41 62.7	25/10/2013 22:46 63.1	27/10/2013 11:51 62.2	27/10/2013 20:56 62.3	28/9/2013 6:46 63.7	29/9/2013 7:51 64.4
23/10/2013 21:46 63.5	25/10/2013 22:51 62.9	27/10/2013 11:56 60.5	27/10/2013 21:01 61.8	28/9/2013 6:51 63.9	29/9/2013 7:56 64.5
23/10/2013 21:51 63.3	25/10/2013 22:56 62.5	27/10/2013 12:01 61.2	27/10/2013 21:06 62.7	28/9/2013 6:56 63.9	30/9/2013 0:01 64.4
23/10/2013 21:56 64.0	26/10/2013 19:01 63.0	27/10/2013 12:06 61.9	27/10/2013 21:11 62.1	28/9/2013 7:01 63.3	30/9/2013 0:06 64.0
23/10/2013 22:01 63.6	26/10/2013 19:06 63.5	27/10/2013 12:11 60.5	27/10/2013 21:16 62.5	28/9/2013 7:06 64.0	30/9/2013 0:11 64.5
23/10/2013 22:06 62.8	26/10/2013 19:11 64.2	27/10/2013 12:16 58.9	27/10/2013 21:21 63.2	28/9/2013 7:11 64.1	30/9/2013 0:16 64.5
23/10/2013 22:11 62.7	26/10/2013 19:16 64.1	27/10/2013 12:21 60.9	27/10/2013 21:26 62.7	28/9/2013 7:16 63.8	30/9/2013 0:21 64.1
23/10/2013 22:16 63.1	26/10/2013 19:21 63.9	27/10/2013 12:26 59.6	27/10/2013 21:31 61.6	28/9/2013 7:21 64.4	30/9/2013 0:26 63.9
23/10/2013 22:21 63.6	26/10/2013 19:26 63.5	27/10/2013 12:31 60.0	27/10/2013 21:36 62.6	28/9/2013 7:26 64.2	30/9/2013 0:31 63.8
23/10/2013 22:26 63.4	26/10/2013 19:31 64.0	27/10/2013 12:36 61.1	27/10/2013 21:41 62.2	28/9/2013 7:31 63.7	30/9/2013 0:36 63.1
23/10/2013 22:31 63.4	26/10/2013 19:36 64.1	27/10/2013 12:41 60.1	27/10/2013 21:46 63.0	28/9/2013 7:36 64.1	30/9/2013 0:41 63.6
23/10/2013 22:36 62.4	26/10/2013 19:41 64.2	27/10/2013 12:46 59.5	27/10/2013 21:51 60.1	28/9/2013 7:41 63.8	30/9/2013 0:46 62.3
23/10/2013 22:41 63.0	26/10/2013 19:46 63.6	27/10/2013 12:51 58.6	27/10/2013 21:56 61.6	28/9/2013 7:46 63.9	30/9/2013 0:51 62.5
23/10/2013 22:46 62.7	26/10/2013 19:51 63.8	27/10/2013 12:56 60.8	27/10/2013 22:01 62.4	28/9/2013 7:51 63.7	30/9/2013 0:56 62.7
23/10/2013 22:51 62.0	26/10/2013 19:56 63.6	27/10/2013 13:01 62.3	27/10/2013 22:06 62.8	28/9/2013 7:56 63.7	30/9/2013 1:01 63.0
23/10/2013 22:56 62.6	26/10/2013 20:01 64.0	27/10/2013 13:06 59.5	27/10/2013 22:11 62.5	29/9/2013 0:01 64.1	30/9/2013 1:06 61.6
24/10/2013 19:01 63.4	26/10/2013 20:06 62.5	27/10/2013 13:11 60.0	27/10/2013 22:16 62.2	29/9/2013 0:06 64.0	30/9/2013 1:11 62.2
24/10/2013 19:06 63.2	26/10/2013 20:11 63.3	27/10/2013 13:16 60.4	27/10/2013 22:21 62.3	29/9/2013 0:11 63.8	30/9/2013 1:16 61.3
24/10/2013 19:11 64.2	26/10/2013 20:16 63.7	27/10/2013 13:21 60.6	27/10/2013 22:26 61.7	29/9/2013 0:16 63.9	30/9/2013 1:21 62.4
24/10/2013 19:16 63.3	26/10/2013 20:21 63.6	27/10/2013 13:26 60.6	27/10/2013 22:31 63.1	29/9/2013 0:21 63.4	30/9/2013 1:26 61.0
24/10/2013 19:21 63.6	26/10/2013 20:26 62.3	27/10/2013 13:31 59.3	27/10/2013 22:36 62.2	29/9/2013 0:26 63.6	30/9/2013 1:31 61.7
24/10/2013 19:26 63.3	26/10/2013 20:31 62.9	27/10/2013 13:36 59.7	27/10/2013 22:41 61.8	29/9/2013 0:31 63.6	30/9/2013 1:36 61.1
24/10/2013 19:31 64.1	26/10/2013 20:36 62.9	27/10/2013 13:41 59.9	27/10/2013 22:46 63.1	29/9/2013 0:36 63.5	30/9/2013 1:41 61.3
24/10/2013 19:36 63.7	26/10/2013 20:41 62.8	27/10/2013 13:46 59.5	27/10/2013 22:51 61.0	29/9/2013 0:41 63.1	30/9/2013 1:46 60.6
24/10/2013 19:41 64.9	26/10/2013 20:46 62.2	27/10/2013 13:51 60.4	27/10/2013 22:56 62.1	29/9/2013 0:46 63.2	30/9/2013 1:51 60.9
24/10/2013 19:46 63.8	26/10/2013 20:51 62.4	27/10/2013 13:56 61.8		29/9/2013 0:51 62.9	30/9/2013 1:56 59.9
24/10/2013 19:51 63.3	26/10/2013 20:56 62.7	27/10/2013 14:01 61.3		29/9/2013 0:56 62.9	30/9/2013 2:01 60.9
24/10/2013 19:56 63.7	26/10/2013 21:01 62.5	27/10/2013 14:06 62.3		29/9/2013 1:01 62.8	30/9/2013 2:06 61.0
24/10/2013 20:01 63.2	26/10/2013 21:06 63.3	27/10/2013 14:11 61.8		29/9/2013 1:06 62.0	30/9/2013 2:11 60.7
24/10/2013 20:06 64.5	26/10/2013 21:11 62.6	27/10/2013 14:16 60.6		29/9/2013 1:11 62.8	30/9/2013 2:16 59.8
24/10/2013 20:11 62.9	26/10/2013 21:16 63.1	27/10/2013 14:21 60.6		29/9/2013 1:16 62.0	30/9/2013 2:21 60.5
24/10/2013 20:16 62.8	26/10/2013 21:21 62.4	27/10/2013 14:26 60.6		29/9/2013 1:21 62.0	30/9/2013 2:26 61.1
24/10/2013 20:21 63.0	26/10/2013 21:26 63.1	27/10/2013 14:31 61.8		29/9/2013 1:26 62.0	30/9/2013 2:31 59.6
24/10/2013 20:26 63.1	26/10/2013 21:31 63.1	27/10/2013 14:36 60.0		29/9/2013 1:31 62.6	30/9/2013 2:36 60.3
24/10/2013 20:31 63.4	26/10/2013 21:36 63.1	27/10/2013 14:41 61.0		29/9/2013 1:36 62.4	30/9/2013 2:41 59.3
24/10/2013 20:36 62.8	26/10/2013 21:41 62.8	27/10/2013 14:46 61.7		29/9/2013 1:41 62.1	30/9/2013 2:46 59.2
24/10/2013 20:41 62.7	26/10/2013 21:46 63.1	27/10/2013 14:51 60.7		29/9/2013 1:46 61.6	30/9/2013 2:51 59.5
24/10/2013 20:46 62.2	26/10/2013 21:51 64.0	27/10/2013 14:56 59.5		29/9/2013 1:51 62.1	30/9/2013 2:56 59.2
24/10/2013 20:51 62.3	26/10/2013 21:56 63.3	27/10/2013 15:01 60.8		29/9/2013 1:56 61.6	30/9/2013 3:01 59.5
24/10/2013 20:56 62.4	26/10/2013 22:01 63.0	27/10/2013 15:06 61.6		29/9/2013 2:01 61.9	30/9/2013 3:06 58.8
24/10/2013 21:01 63.2	26/10/2013 22:06 62.5	27/10/2013 15:11 61			

Real-time Noise Data		RTN2a (Hong Kong Electric Centre)									
30/9/2013 5:36	59.5	1/10/2013 6:41	63.7	2/10/2013 23:46	63.8	4/10/2013 0:51	61.9	5/10/2013 1:56	61.9	6/10/2013 3:01	60.9
30/9/2013 5:41	61.0	1/10/2013 6:46	62.7	2/10/2013 23:51	63.0	4/10/2013 0:56	62.0	5/10/2013 2:01	62.6	6/10/2013 3:06	60.3
30/9/2013 5:46	61.9	1/10/2013 6:51	63.6	2/10/2013 23:56	63.6	4/10/2013 1:01	61.5	5/10/2013 2:06	61.5	6/10/2013 3:11	60.6
30/9/2013 5:51	61.2	1/10/2013 6:56	64.2	3/10/2013 0:01	63.2	4/10/2013 1:06	61.5	5/10/2013 2:11	61.8	6/10/2013 3:16	61.1
30/9/2013 5:56	61.5	1/10/2013 23:01	64.4	3/10/2013 0:06	64.0	4/10/2013 1:11	61.6	5/10/2013 2:16	62.3	6/10/2013 3:21	60.3
30/9/2013 6:01	61.9	1/10/2013 23:06	63.7	3/10/2013 0:11	63.9	4/10/2013 1:16	60.6	5/10/2013 2:21	61.1	6/10/2013 3:26	60.9
30/9/2013 6:06	61.4	1/10/2013 23:11	63.7	3/10/2013 0:16	63.6	4/10/2013 1:21	61.8	5/10/2013 2:26	61.8	6/10/2013 3:31	60.4
30/9/2013 6:11	62.2	1/10/2013 23:16	63.6	3/10/2013 0:21	62.8	4/10/2013 1:26	61.8	5/10/2013 2:31	61.5	6/10/2013 3:36	60.5
30/9/2013 6:16	62.6	1/10/2013 23:21	63.9	3/10/2013 0:26	63.8	4/10/2013 1:31	61.1	5/10/2013 2:36	61.4	6/10/2013 3:41	60.4
30/9/2013 6:21	63.5	1/10/2013 23:26	64.0	3/10/2013 0:31	62.9	4/10/2013 1:36	61.5	5/10/2013 2:41	61.8	6/10/2013 3:46	60.0
30/9/2013 6:26	63.4	1/10/2013 23:31	63.6	3/10/2013 0:36	63.3	4/10/2013 1:41	61.2	5/10/2013 2:46	61.1	6/10/2013 3:51	60.5
30/9/2013 6:31	63.7	1/10/2013 23:36	63.4	3/10/2013 0:41	62.5	4/10/2013 1:46	60.9	5/10/2013 2:51	61.2	6/10/2013 3:56	59.9
30/9/2013 6:36	64.3	1/10/2013 23:41	63.3	3/10/2013 0:46	62.8	4/10/2013 1:51	60.9	5/10/2013 2:56	60.9	6/10/2013 4:01	59.9
30/9/2013 6:41	64.4	1/10/2013 23:46	63.3	3/10/2013 0:51	62.4	4/10/2013 1:56	60.4	5/10/2013 3:01	61.4	6/10/2013 4:06	60.1
30/9/2013 6:46	65.0	1/10/2013 23:51	63.9	3/10/2013 0:56	62.1	4/10/2013 2:01	60.1	5/10/2013 3:06	61.3	6/10/2013 4:11	59.9
30/9/2013 6:51	65.4	1/10/2013 23:56	63.6	3/10/2013 1:01	62.4	4/10/2013 2:06	64.7	5/10/2013 3:11	61.1	6/10/2013 4:16	61.3
30/9/2013 6:56	65.5	2/10/2013 0:01	63.0	3/10/2013 1:06	61.9	4/10/2013 2:11	60.0	5/10/2013 3:16	60.6	6/10/2013 4:21	60.0
30/9/2013 23:01	65.1	2/10/2013 0:06	64.3	3/10/2013 1:11	62.2	4/10/2013 2:16	62.4	5/10/2013 3:21	60.7	6/10/2013 4:26	60.2
30/9/2013 23:06	65.8	2/10/2013 0:11	63.0	3/10/2013 1:16	61.9	4/10/2013 2:21	60.3	5/10/2013 3:26	61.0	6/10/2013 4:31	60.0
30/9/2013 23:11	65.2	2/10/2013 0:16	63.2	3/10/2013 1:21	61.7	4/10/2013 2:26	59.9	5/10/2013 3:31	60.5	6/10/2013 4:36	59.7
30/9/2013 23:16	65.4	2/10/2013 0:21	62.7	3/10/2013 1:26	61.4	4/10/2013 2:31	60.1	5/10/2013 3:36	60.6	6/10/2013 4:41	60.6
30/9/2013 23:21	65.7	2/10/2013 0:26	63.1	3/10/2013 1:31	61.9	4/10/2013 2:36	59.3	5/10/2013 3:41	60.7	6/10/2013 4:46	59.9
30/9/2013 23:26	65.0	2/10/2013 0:31	63.4	3/10/2013 1:36	61.4	4/10/2013 2:41	59.7	5/10/2013 3:46	60.3	6/10/2013 4:51	60.0
30/9/2013 23:31	66.0	2/10/2013 0:36	61.9	3/10/2013 1:41	61.2	4/10/2013 2:46	59.9	5/10/2013 3:51	60.6	6/10/2013 4:56	59.6
30/9/2013 23:36	65.3	2/10/2013 0:41	62.5	3/10/2013 1:46	61.1	4/10/2013 2:51	60.3	5/10/2013 3:56	60.8	6/10/2013 5:01	60.0
30/9/2013 23:41	65.2	2/10/2013 0:46	62.5	3/10/2013 1:51	61.5	4/10/2013 2:56	59.6	5/10/2013 4:01	60.0	6/10/2013 5:06	60.2
30/9/2013 23:46	65.5	2/10/2013 0:51	61.7	3/10/2013 1:56	61.0	4/10/2013 3:01	59.7	5/10/2013 4:06	60.3	6/10/2013 5:11	59.3
30/9/2013 23:51	64.7	2/10/2013 0:56	62.5	3/10/2013 2:01	60.4	4/10/2013 3:06	59.0	5/10/2013 4:11	60.6	6/10/2013 5:16	60.1
30/9/2013 23:56	64.9	2/10/2013 1:01	61.6	3/10/2013 2:06	60.0	4/10/2013 3:11	59.2	5/10/2013 4:16	60.1	6/10/2013 5:21	60.2
1/10/2013 0:01	65.2	2/10/2013 1:06	61.2	3/10/2013 2:11	61.3	4/10/2013 3:16	59.4	5/10/2013 4:21	60.6	6/10/2013 5:26	60.4
1/10/2013 0:06	64.7	2/10/2013 1:11	61.1	3/10/2013 2:16	60.6	4/10/2013 3:21	59.0	5/10/2013 4:26	60.0	6/10/2013 5:31	59.3
1/10/2013 0:11	65.0	2/10/2013 1:16	61.3	3/10/2013 2:21	60.9	4/10/2013 3:26	58.6	5/10/2013 4:31	59.4	6/10/2013 5:36	59.8
1/10/2013 0:16	64.6	2/10/2013 1:21	61.5	3/10/2013 2:26	59.9	4/10/2013 3:31	57.7	5/10/2013 4:36	60.4	6/10/2013 5:41	59.7
1/10/2013 0:21	64.7	2/10/2013 1:26	60.4	3/10/2013 2:31	60.5	4/10/2013 3:36	58.9	5/10/2013 4:41	60.5	6/10/2013 5:46	60.1
1/10/2013 0:26	64.5	2/10/2013 1:31	61.0	3/10/2013 2:36	60.4	4/10/2013 3:41	58.8	5/10/2013 4:46	60.0	6/10/2013 5:51	60.8
1/10/2013 0:31	64.7	2/10/2013 1:36	60.6	3/10/2013 2:41	59.3	4/10/2013 3:46	58.7	5/10/2013 4:51	60.6	6/10/2013 5:56	60.3
1/10/2013 0:36	64.6	2/10/2013 1:41	59.9	3/10/2013 2:46	60.6	4/10/2013 3:51	59.2	5/10/2013 4:56	60.1	6/10/2013 6:01	60.7
1/10/2013 0:41	63.7	2/10/2013 1:46	60.5	3/10/2013 2:51	59.9	4/10/2013 3:56	58.6	5/10/2013 5:01	60.1	6/10/2013 6:06	61.2
1/10/2013 0:46	64.1	2/10/2013 1:51	60.7	3/10/2013 2:56	59.5	4/10/2013 4:01	58.3	5/10/2013 5:06	61.1	6/10/2013 6:11	62.0
1/10/2013 0:51	64.5	2/10/2013 1:56	60.3	3/10/2013 3:01	59.2	4/10/2013 4:06	59.3	5/10/2013 5:11	60.4	6/10/2013 6:16	61.9
1/10/2013 0:56	64.6	2/10/2013 2:01	60.3	3/10/2013 3:06	60.6	4/10/2013 4:11	58.8	5/10/2013 5:16	60.7	6/10/2013 6:21	61.6
1/10/2013 1:01	63.9	2/10/2013 2:06	60.4	3/10/2013 3:11	59.4	4/10/2013 4:16	58.6	5/10/2013 5:21	60.5	6/10/2013 6:26	62.2
1/10/2013 1:06	63.7	2/10/2013 2:11	60.1	3/10/2013 3:16	60.1	4/10/2013 4:21	58.2	5/10/2013 5:26	59.8	6/10/2013 6:31	62.4
1/10/2013 1:11	63.6	2/10/2013 2:16	59.7	3/10/2013 3:21	60.1	4/10/2013 4:26	59.2	5/10/2013 5:31	60.2	6/10/2013 6:36	62.9
1/10/2013 1:16	63.2	2/10/2013 2:21	59.6	3/10/2013 3:26	59.6	4/10/2013 4:31	58.8	5/10/2013 5:36	60.3	6/10/2013 6:41	63.0
1/10/2013 1:21	63.6	2/10/2013 2:26	60.7	3/10/2013 3:31	60.1	4/10/2013 4:36	58.2	5/10/2013 5:41	60.2	6/10/2013 6:46	62.4
1/10/2013 1:26	63.3	2/10/2013 2:31	59.8	3/10/2013 3:36	59.7	4/10/2013 4:41	58.9	5/10/2013 5:46	61.2	6/10/2013 6:51	63.2
1/10/2013 1:31	63.4	2/10/2013 2:36	59.9	3/10/2013 3:41	59.7	4/10/2013 4:46	59.4	5/10/2013 5:51	61.1	6/10/2013 6:56	63.0
1/10/2013 1:36	63.2	2/10/2013 2:41	59.5	3/10/2013 3:46	58.5	4/10/2013 4:51	58.8	5/10/2013 5:56	60.8	6/10/2013 7:01	63.7
1/10/2013 1:41	63.4	2/10/2013 2:46	59.7	3/10/2013 3:51	59.1	4/10/2013 4:56	58.5	5/10/2013 6:01	61.4	6/10/2013 7:06	63.5
1/10/2013 1:46	63.1	2/10/2013 2:51	59.1	3/10/2013 3:56	58.6	4/10/2013 5:01	59.8	5/10/2013 6:06	61.7	6/10/2013 7:11	63.8
1/10/2013 1:51	63.3	2/10/2013 2:56	59.7	3/10/2013 4:01	57.9	4/10/2013 5:06	59.2	5/10/2013 6:11	61.6	6/10/2013 7:16	63.5
1/10/2013 1:56	63.0	2/10/2013 3:01	58.4	3/10/2013 4:06	58.7	4/10/2013 5:11	58.6	5/10/2013 6:16	61.8	6/10/2013 7:21	63.7
1/10/2013 2:01	62.9	2/10/2013 3:06	59.3	3/10/2013 4:11	58.4	4/10/2013 5:16	59.3	5/10/2013 6:21	62.2	6/10/2013 7:26	64.1
1/10/2013 2:06	63.2	2/10/2013 3:11	58.7	3/10/2013 4:16	58.3	4/10/2013 5:21	59.7	5/10/2013 6:26	61.5	6/10/2013 7:31	63.1
1/10/2013 2:11	62.9	2/10/2013 3:16	58.5	3/10/2013 4:21	58.7	4/10/2013 5:26	60.3	5/10/2013 6:31	62.0	6/10/2013 7:36	64.2
1/10/2013 2:16	62.8	2/10/2013 3:21	58.2	3/10/2013 4:26	57.8	4/10/2013 5:31	60.1	5/10/2013 6:36	62.8	6/10/2013 7:41	64.0
1/10/2013 2:21	63.4	2/10/2013 3:26	58.5	3/10/2013 4:31	57.4	4/10/2013 5:36	59.7	5/10/2013 6:41	63.2	6/10/2013 7:46	63.7
1/10/2013 2:26	63.2	2/10/2013 3:31	57.5	3/10/2013 4:36	58.7	4/10/2013 5:41	60.4	5/10/2013 6:46	63.2	6/10/2013 7:51	63.5
1/10/2013 2:31	62.7	2/10/2013 3:36	58.8	3/10/2013 4:41	58.7	4/10/2013 5:46	60.3	5/10/2013 6:51	63.5	6/10/2013 7:56	63.5
1/10/2013 2:36	62.5	2/10/2013 3:41	58.0	3/10/2013 4:46	59.1	4/10/2013 5:51	60.5	5/10/2013 6:56	63.6	7/10/2013 0:01	63.1
1/10/2013 2:41	61.3	2/10/2013 3:46	58.1	3/10/2013 4:51	59.1	4/10/2013 5:56	60.6	5/10/2013 7:01	64.6	7/10/2013 0:06	63.7
1/10/2013 2:46	62.1	2/10/2013 3:51	58.0	3/10/2013 4:56	58.9	4/10/2013 6:01	60.6	5/10/2013 7:06	64.6	7/10/2013 0:11	63.2
1/10/2013 2:51	61.9	2/10/2013 3:56	57.9	3/10/2013 5:01	59.0	4/10/2013 6:06	61.1	5/10/2013 7:11	64.9	7/10/2013 0:16	62.7
1/10/2013 2:56	62.0	2/10/2013 4:01	58.0	3/10/2013 5:06	60.1	4/10/2013 6:11	61.8	5/10/2013 7:16	65.0	7/10/2013 0:21	63.1
1/10/2013 3:01	62.3	2/10/2013 4:06	58.1	3/10/2013 5:11	59.6	4/10/2013 6:16	61.9	5/10/2013 7:21	64.2	7/10/2013 0:26	62.8
1/10/2013 3:06	61.7	2/10/2013 4:11	57.7	3/10/2013 5:16	59.1	4/10/2013 6:21	62.2	5/10/2013 7:26	64.3	7/10/2013 0:31	62.0
1/10/2013 3:11	64.3	2/10/2013 4:16	57.7	3/10/2013 5:21	59.7	4/10/2013 6:26	63.1	5/10/2013 7:31	63.7	7/10/2013 0:36	61.8
1/10/2013 3:16	63.3	2/10/2013 4:21	58.7	3/10/2013 5:26	59.8	4/10/2013 6:31	62.9	5/10/2013 7:36	63.9	7/10/2013 0:41	60.8
1/10/2013 3:21	61.5	2/10/2013 4:26	57.9	3/10/2013 5:31	59.3	4/10/2013 6:36	63.1	5/10/2013 7:41	63.8	7/10/2013 0:46	62.5
1/10/2013 3:26	61.6	2/10/2013 4:31	58.2	3/10/2013 5:36	59.5	4/10/2013 6:41	63.5	5/10/2013 7:46			

Real-time Noise Data		RTN2a (Hong Kong Electric Centre)									
7/10/2013 4:06	58.1	8/10/2013 5:11	59.8	9/10/2013 6:16	62.5	10/10/2013 23:21	64.3	12/10/2013 0:26	64.4	13/10/2013 1:31	61.2
7/10/2013 4:11	58.1	8/10/2013 5:16	59.5	9/10/2013 6:21	62.3	10/10/2013 23:26	64.4	12/10/2013 0:31	63.4	13/10/2013 1:36	61.3
7/10/2013 4:16	57.9	8/10/2013 5:21	59.4	9/10/2013 6:26	62.3	10/10/2013 23:31	64.4	12/10/2013 0:36	64.1	13/10/2013 1:41	61.6
7/10/2013 4:21	58.6	8/10/2013 5:26	59.5	9/10/2013 6:31	62.8	10/10/2013 23:36	64.3	12/10/2013 0:41	63.5	13/10/2013 1:46	61.1
7/10/2013 4:26	58.4	8/10/2013 5:31	59.5	9/10/2013 6:36	62.9	10/10/2013 23:41	64.0	12/10/2013 0:46	63.3	13/10/2013 1:51	61.4
7/10/2013 4:31	58.4	8/10/2013 5:36	60.4	9/10/2013 6:41	63.8	10/10/2013 23:46	63.6	12/10/2013 0:51	62.6	13/10/2013 1:56	61.3
7/10/2013 4:36	58.1	8/10/2013 5:41	60.4	9/10/2013 6:46	63.9	10/10/2013 23:51	63.9	12/10/2013 0:56	63.0	13/10/2013 2:01	60.6
7/10/2013 4:41	58.0	8/10/2013 5:46	60.6	9/10/2013 6:51	64.2	10/10/2013 23:56	63.9	12/10/2013 1:01	63.1	13/10/2013 2:06	60.8
7/10/2013 4:46	58.8	8/10/2013 5:51	61.3	9/10/2013 6:56	64.4	11/10/2013 0:01	63.5	12/10/2013 1:06	62.9	13/10/2013 2:11	61.2
7/10/2013 4:51	58.6	8/10/2013 5:56	60.7	9/10/2013 23:01	64.4	11/10/2013 0:06	64.2	12/10/2013 1:11	62.7	13/10/2013 2:16	61.1
7/10/2013 4:56	59.1	8/10/2013 6:01	61.0	9/10/2013 23:06	64.5	11/10/2013 0:11	62.8	12/10/2013 1:16	62.8	13/10/2013 2:21	61.2
7/10/2013 5:01	59.2	8/10/2013 6:06	61.0	9/10/2013 23:11	64.0	11/10/2013 0:16	63.8	12/10/2013 1:21	62.6	13/10/2013 2:26	60.8
7/10/2013 5:06	59.6	8/10/2013 6:11	61.1	9/10/2013 23:16	64.2	11/10/2013 0:21	63.0	12/10/2013 1:26	62.9	13/10/2013 2:31	60.8
7/10/2013 5:11	59.5	8/10/2013 6:16	62.5	9/10/2013 23:21	64.3	11/10/2013 0:26	63.1	12/10/2013 1:31	62.1	13/10/2013 2:36	62.6
7/10/2013 5:16	59.8	8/10/2013 6:21	62.1	9/10/2013 23:26	64.1	11/10/2013 0:31	62.2	12/10/2013 1:36	62.2	13/10/2013 2:41	60.8
7/10/2013 5:21	59.1	8/10/2013 6:26	62.6	9/10/2013 23:31	64.4	11/10/2013 0:36	62.3	12/10/2013 1:41	63.0	13/10/2013 2:46	59.4
7/10/2013 5:26	59.6	8/10/2013 6:31	62.8	9/10/2013 23:36	64.5	11/10/2013 0:41	62.6	12/10/2013 1:46	62.7	13/10/2013 2:51	59.8
7/10/2013 5:31	60.4	8/10/2013 6:36	63.5	9/10/2013 23:41	64.1	11/10/2013 0:46	62.1	12/10/2013 1:51	62.1	13/10/2013 2:56	60.1
7/10/2013 5:36	60.3	8/10/2013 6:41	63.8	9/10/2013 23:46	63.7	11/10/2013 0:51	62.5	12/10/2013 1:56	62.5	13/10/2013 3:01	60.5
7/10/2013 5:41	59.7	8/10/2013 6:46	63.9	9/10/2013 23:51	63.9	11/10/2013 0:56	62.8	12/10/2013 2:01	61.6	13/10/2013 3:06	60.2
7/10/2013 5:46	60.0	8/10/2013 6:51	64.2	9/10/2013 23:56	63.6	11/10/2013 1:01	62.5	12/10/2013 2:06	61.8	13/10/2013 3:11	60.0
7/10/2013 5:51	60.8	8/10/2013 6:56	64.2	10/10/2013 0:01	63.6	11/10/2013 1:06	62.4	12/10/2013 2:11	62.2	13/10/2013 3:16	59.6
7/10/2013 5:56	60.5	8/10/2013 23:01	63.8	10/10/2013 0:06	63.5	11/10/2013 1:11	62.7	12/10/2013 2:16	61.7	13/10/2013 3:21	59.7
7/10/2013 6:01	60.5	8/10/2013 23:06	64.0	10/10/2013 0:11	63.5	11/10/2013 1:16	61.8	12/10/2013 2:21	61.9	13/10/2013 3:26	59.5
7/10/2013 6:06	61.1	8/10/2013 23:11	64.3	10/10/2013 0:16	63.1	11/10/2013 1:21	62.2	12/10/2013 2:26	61.7	13/10/2013 3:31	59.6
7/10/2013 6:11	61.5	8/10/2013 23:16	64.1	10/10/2013 0:21	63.2	11/10/2013 1:26	61.4	12/10/2013 2:31	60.9	13/10/2013 3:36	59.7
7/10/2013 6:16	62.3	8/10/2013 23:21	63.8	10/10/2013 0:26	63.0	11/10/2013 1:31	61.0	12/10/2013 2:36	61.5	13/10/2013 3:41	59.2
7/10/2013 6:21	62.2	8/10/2013 23:26	63.7	10/10/2013 0:31	62.7	11/10/2013 1:36	61.6	12/10/2013 2:41	62.0	13/10/2013 3:46	59.4
7/10/2013 6:26	62.2	8/10/2013 23:31	63.4	10/10/2013 0:36	62.4	11/10/2013 1:41	61.3	12/10/2013 2:46	61.2	13/10/2013 3:51	59.8
7/10/2013 6:31	63.2	8/10/2013 23:36	63.6	10/10/2013 0:41	62.8	11/10/2013 1:46	61.6	12/10/2013 2:51	61.1	13/10/2013 3:56	59.7
7/10/2013 6:36	63.3	8/10/2013 23:41	63.1	10/10/2013 0:46	62.1	11/10/2013 1:51	61.1	12/10/2013 2:56	60.8	13/10/2013 4:01	60.9
7/10/2013 6:41	64.0	8/10/2013 23:46	64.0	10/10/2013 0:51	62.1	11/10/2013 1:56	61.2	12/10/2013 3:01	60.7	13/10/2013 4:06	59.6
7/10/2013 6:46	64.3	8/10/2013 23:51	62.7	10/10/2013 0:56	61.8	11/10/2013 2:01	60.8	12/10/2013 3:06	61.3	13/10/2013 4:11	59.6
7/10/2013 6:51	64.2	8/10/2013 23:56	63.5	10/10/2013 1:01	61.6	11/10/2013 2:06	60.1	12/10/2013 3:11	61.2	13/10/2013 4:16	59.8
7/10/2013 6:56	64.6	9/10/2013 0:01	63.1	10/10/2013 1:06	61.1	11/10/2013 2:11	60.3	12/10/2013 3:16	60.6	13/10/2013 4:21	59.7
7/10/2013 23:01	63.6	9/10/2013 0:06	63.3	10/10/2013 1:11	61.8	11/10/2013 2:16	60.7	12/10/2013 3:21	60.9	13/10/2013 4:26	59.5
7/10/2013 23:06	63.8	9/10/2013 0:11	63.8	10/10/2013 1:16	61.7	11/10/2013 2:21	60.9	12/10/2013 3:26	61.1	13/10/2013 4:31	59.0
7/10/2013 23:11	63.5	9/10/2013 0:16	64.7	10/10/2013 1:21	61.6	11/10/2013 2:26	60.3	12/10/2013 3:31	60.6	13/10/2013 4:36	59.0
7/10/2013 23:16	63.8	9/10/2013 0:21	64.2	10/10/2013 1:26	62.1	11/10/2013 2:31	60.1	12/10/2013 3:36	60.4	13/10/2013 4:41	59.4
7/10/2013 23:21	63.8	9/10/2013 0:26	63.0	10/10/2013 1:31	62.7	11/10/2013 2:36	59.7	12/10/2013 3:41	60.8	13/10/2013 4:46	59.8
7/10/2013 23:26	64.0	9/10/2013 0:31	63.3	10/10/2013 1:36	61.2	11/10/2013 2:41	60.4	12/10/2013 3:46	60.6	13/10/2013 4:51	58.8
7/10/2013 23:31	63.3	9/10/2013 0:36	64.2	10/10/2013 1:41	60.6	11/10/2013 2:46	60.4	12/10/2013 3:51	60.4	13/10/2013 4:56	59.4
7/10/2013 23:36	63.4	9/10/2013 0:41	62.7	10/10/2013 1:46	60.5	11/10/2013 2:51	59.4	12/10/2013 3:56	60.0	13/10/2013 5:01	59.2
7/10/2013 23:41	63.3	9/10/2013 0:46	62.4	10/10/2013 1:51	60.7	11/10/2013 2:56	60.2	12/10/2013 4:01	60.5	13/10/2013 5:06	60.3
7/10/2013 23:46	63.0	9/10/2013 0:51	61.9	10/10/2013 1:56	60.6	11/10/2013 3:01	59.5	12/10/2013 4:06	60.4	13/10/2013 5:11	59.2
7/10/2013 23:51	63.3	9/10/2013 0:56	62.1	10/10/2013 2:01	60.1	11/10/2013 3:06	60.0	12/10/2013 4:11	60.8	13/10/2013 5:16	59.4
7/10/2013 23:56	63.4	9/10/2013 1:01	61.7	10/10/2013 2:06	60.3	11/10/2013 3:11	59.2	12/10/2013 4:16	60.2	13/10/2013 5:21	59.0
8/10/2013 0:01	65.9	9/10/2013 1:06	61.8	10/10/2013 2:11	60.2	11/10/2013 3:16	59.8	12/10/2013 4:21	60.8	13/10/2013 5:26	59.9
8/10/2013 0:06	63.1	9/10/2013 1:11	61.5	10/10/2013 2:16	60.2	11/10/2013 3:21	59.2	12/10/2013 4:26	60.5	13/10/2013 5:31	59.2
8/10/2013 0:11	63.0	9/10/2013 1:16	61.7	10/10/2013 2:21	60.2	11/10/2013 3:26	59.0	12/10/2013 4:31	60.3	13/10/2013 5:36	59.5
8/10/2013 0:16	62.8	9/10/2013 1:21	60.8	10/10/2013 2:26	60.5	11/10/2013 3:31	59.2	12/10/2013 4:36	59.7	13/10/2013 5:41	58.3
8/10/2013 0:21	62.5	9/10/2013 1:26	61.1	10/10/2013 2:31	60.1	11/10/2013 3:36	60.1	12/10/2013 4:41	60.6	13/10/2013 5:46	59.6
8/10/2013 0:26	62.7	9/10/2013 1:31	61.1	10/10/2013 2:36	60.6	11/10/2013 3:41	59.8	12/10/2013 4:46	59.9	13/10/2013 5:51	58.2
8/10/2013 0:31	62.3	9/10/2013 1:36	61.2	10/10/2013 2:41	60.1	11/10/2013 3:46	59.2	12/10/2013 4:51	60.4	13/10/2013 5:56	59.1
8/10/2013 0:36	62.3	9/10/2013 1:41	60.8	10/10/2013 2:46	59.7	11/10/2013 3:51	59.0	12/10/2013 4:56	59.7	13/10/2013 6:01	59.1
8/10/2013 0:41	61.6	9/10/2013 1:46	60.8	10/10/2013 2:51	58.8	11/10/2013 3:56	58.1	12/10/2013 5:01	60.6	13/10/2013 6:06	58.9
8/10/2013 0:46	62.1	9/10/2013 1:51	61.4	10/10/2013 2:56	59.4	11/10/2013 4:01	60.3	12/10/2013 5:06	62.0	13/10/2013 6:11	59.4
8/10/2013 0:51	61.4	9/10/2013 1:56	60.6	10/10/2013 3:01	59.0	11/10/2013 4:06	59.0	12/10/2013 5:11	60.0	13/10/2013 6:16	59.9
8/10/2013 0:56	62.1	9/10/2013 2:01	59.5	10/10/2013 3:06	59.2	11/10/2013 4:11	58.3	12/10/2013 5:16	60.7	13/10/2013 6:21	60.8
8/10/2013 1:01	61.7	9/10/2013 2:06	60.0	10/10/2013 3:11	58.8	11/10/2013 4:16	59.2	12/10/2013 5:21	60.2	13/10/2013 6:26	60.3
8/10/2013 1:06	61.7	9/10/2013 2:11	60.3	10/10/2013 3:16	58.8	11/10/2013 4:21	59.5	12/10/2013 5:26	60.4	13/10/2013 6:31	60.8
8/10/2013 1:11	61.9	9/10/2013 2:16	60.7	10/10/2013 3:21	58.8	11/10/2013 4:26	58.6	12/10/2013 5:31	59.7	13/10/2013 6:36	60.7
8/10/2013 1:16	61.5	9/10/2013 2:21	59.9	10/10/2013 3:26	58.1	11/10/2013 4:31	59.4	12/10/2013 5:36	60.3	13/10/2013 6:41	60.5
8/10/2013 1:21	61.9	9/10/2013 2:26	60.3	10/10/2013 3:31	58.9	11/10/2013 4:36	58.4	12/10/2013 5:41	60.2	13/10/2013 6:46	60.7
8/10/2013 1:26	60.4	9/10/2013 2:31	60.1	10/10/2013 3:36	59.1	11/10/2013 4:41	60.4	12/10/2013 5:46	60.9	13/10/2013 6:51	61.6
8/10/2013 1:31	61.6	9/10/2013 2:36	60.0	10/10/2013 3:41	59.1	11/10/2013 4:46	59.4	12/10/2013 5:51	60.9	13/10/2013 6:56	61.1
8/10/2013 1:36	60.6	9/10/2013 2:41	59.7	10/10/2013 3:46	58.8	11/10/2013 4:51	58.7	12/10/2013 5:56	61.5	13/10/2013 23:01 N/A	
8/10/2013 1:41	60.4	9/10/2013 2:46	60.0	10/10/2013 3:51	59.0	11/10/2013 4:56	58.3	12/10/2013 6:01	61.2	13/10/2013 23:06 N/A	
8/10/2013 1:46	60.9	9/10/2013 2:51	59.4	10/10/2013 3:56	59.0	11/10/2013 5:01	58.9	12/10/2013 6:06	61.3	13/10/2013 23:11 N/A	
8/10/2013 1:51	60.4	9/10/2013 2:56									

Real-time Noise Data	RTN2a (Hong Kong Electric Centre)										
14/10/2013 2:36	N/A	15/10/2013 3:41	N/A	16/10/2013 4:46	55.5	17/10/2013 5:51	60.2	18/10/2013 6:56	63.2	20/10/2013 0:01	64.5
14/10/2013 2:41	N/A	15/10/2013 3:46	N/A	16/10/2013 4:51	56.6	17/10/2013 5:56	59.8	18/10/2013 23:01	64.1	20/10/2013 0:06	64.5
14/10/2013 2:46	N/A	15/10/2013 3:51	N/A	16/10/2013 4:56	57.1	17/10/2013 6:01	59.6	18/10/2013 23:06	63.8	20/10/2013 0:11	63.8
14/10/2013 2:51	N/A	15/10/2013 3:56	N/A	16/10/2013 5:01	57.0	17/10/2013 6:06	60.3	18/10/2013 23:11	64.2	20/10/2013 0:16	64.0
14/10/2013 2:56	N/A	15/10/2013 4:01	N/A	16/10/2013 5:06	58.2	17/10/2013 6:11	61.1	18/10/2013 23:16	64.1	20/10/2013 0:21	63.9
14/10/2013 3:01	N/A	15/10/2013 4:06	N/A	16/10/2013 5:11	58.2	17/10/2013 6:16	61.3	18/10/2013 23:21	63.8	20/10/2013 0:26	63.2
14/10/2013 3:06	N/A	15/10/2013 4:11	N/A	16/10/2013 5:16	58.0	17/10/2013 6:21	61.1	18/10/2013 23:26	64.0	20/10/2013 0:31	63.5
14/10/2013 3:11	N/A	15/10/2013 4:16	N/A	16/10/2013 5:21	57.8	17/10/2013 6:26	61.7	18/10/2013 23:31	66.0	20/10/2013 0:36	63.3
14/10/2013 3:16	N/A	15/10/2013 4:21	N/A	16/10/2013 5:26	58.7	17/10/2013 6:31	62.4	18/10/2013 23:36	64.2	20/10/2013 0:41	63.8
14/10/2013 3:21	N/A	15/10/2013 4:26	N/A	16/10/2013 5:31	58.3	17/10/2013 6:36	62.0	18/10/2013 23:41	64.0	20/10/2013 0:46	62.9
14/10/2013 3:26	N/A	15/10/2013 4:31	N/A	16/10/2013 5:36	58.2	17/10/2013 6:41	63.2	18/10/2013 23:46	64.4	20/10/2013 0:51	62.9
14/10/2013 3:31	N/A	15/10/2013 4:36	N/A	16/10/2013 5:41	58.9	17/10/2013 6:46	63.1	18/10/2013 23:51	64.3	20/10/2013 0:56	63.0
14/10/2013 3:36	N/A	15/10/2013 4:41	N/A	16/10/2013 5:46	58.7	17/10/2013 6:51	63.4	18/10/2013 23:56	64.4	20/10/2013 1:01	62.4
14/10/2013 3:41	N/A	15/10/2013 4:46	N/A	16/10/2013 5:51	58.6	17/10/2013 6:56	63.8	19/10/2013 0:01	63.6	20/10/2013 1:06	63.0
14/10/2013 3:46	N/A	15/10/2013 4:51	N/A	16/10/2013 5:56	58.7	17/10/2013 23:01	64.1	19/10/2013 0:06	65.7	20/10/2013 1:11	62.7
14/10/2013 3:51	N/A	15/10/2013 4:56	N/A	16/10/2013 6:01	59.4	17/10/2013 23:06	63.8	19/10/2013 0:11	63.9	20/10/2013 1:16	62.5
14/10/2013 3:56	N/A	15/10/2013 5:01	N/A	16/10/2013 6:06	60.7	17/10/2013 23:11	64.2	19/10/2013 0:16	64.9	20/10/2013 1:21	62.6
14/10/2013 4:01	N/A	15/10/2013 5:06	N/A	16/10/2013 6:11	60.4	17/10/2013 23:16	64.1	19/10/2013 0:21	63.3	20/10/2013 1:26	62.6
14/10/2013 4:06	N/A	15/10/2013 5:11	N/A	16/10/2013 6:16	60.4	17/10/2013 23:21	63.8	19/10/2013 0:26	64.9	20/10/2013 1:31	61.9
14/10/2013 4:11	N/A	15/10/2013 5:16	N/A	16/10/2013 6:21	61.1	17/10/2013 23:26	64.0	19/10/2013 0:31	63.3	20/10/2013 1:36	62.5
14/10/2013 4:16	N/A	15/10/2013 5:21	N/A	16/10/2013 6:26	61.7	17/10/2013 23:31	66.0	19/10/2013 0:36	63.4	20/10/2013 1:41	62.3
14/10/2013 4:21	N/A	15/10/2013 5:26	N/A	16/10/2013 6:31	61.9	17/10/2013 23:36	64.2	19/10/2013 0:41	63.9	20/10/2013 1:46	62.0
14/10/2013 4:26	N/A	15/10/2013 5:31	N/A	16/10/2013 6:36	62.3	17/10/2013 23:41	64.0	19/10/2013 0:46	63.4	20/10/2013 1:51	62.3
14/10/2013 4:31	N/A	15/10/2013 5:36	N/A	16/10/2013 6:41	62.7	17/10/2013 23:46	64.4	19/10/2013 0:51	63.2	20/10/2013 1:56	62.4
14/10/2013 4:36	N/A	15/10/2013 5:41	N/A	16/10/2013 6:46	63.2	17/10/2013 23:51	64.3	19/10/2013 0:56	62.8	20/10/2013 2:01	61.6
14/10/2013 4:41	N/A	15/10/2013 5:46	N/A	16/10/2013 6:51	63.4	17/10/2013 23:56	64.4	19/10/2013 1:01	62.6	20/10/2013 2:06	61.9
14/10/2013 4:46	N/A	15/10/2013 5:51	N/A	16/10/2013 6:56	63.7	18/10/2013 0:01	63.6	19/10/2013 1:06	62.8	20/10/2013 2:11	62.0
14/10/2013 4:51	N/A	15/10/2013 5:56	N/A	16/10/2013 23:01	63.8	18/10/2013 0:06	65.7	19/10/2013 1:11	62.6	20/10/2013 2:16	61.4
14/10/2013 4:56	N/A	15/10/2013 6:01	N/A	16/10/2013 23:06	63.6	18/10/2013 0:11	63.9	19/10/2013 1:16	62.2	20/10/2013 2:21	61.7
14/10/2013 5:01	N/A	15/10/2013 6:06	N/A	16/10/2013 23:11	64.0	18/10/2013 0:16	64.9	19/10/2013 1:21	62.1	20/10/2013 2:26	61.7
14/10/2013 5:06	N/A	15/10/2013 6:11	N/A	16/10/2013 23:16	63.2	18/10/2013 0:21	63.3	19/10/2013 1:26	61.8	20/10/2013 2:31	61.9
14/10/2013 5:11	N/A	15/10/2013 6:16	N/A	16/10/2013 23:21	63.1	18/10/2013 0:26	64.9	19/10/2013 1:31	62.4	20/10/2013 2:36	61.3
14/10/2013 5:16	N/A	15/10/2013 6:21	N/A	16/10/2013 23:26	63.2	18/10/2013 0:31	63.3	19/10/2013 1:36	61.8	20/10/2013 2:41	61.7
14/10/2013 5:21	N/A	15/10/2013 6:26	N/A	16/10/2013 23:31	62.7	18/10/2013 0:36	63.4	19/10/2013 1:41	61.9	20/10/2013 2:46	60.9
14/10/2013 5:26	N/A	15/10/2013 6:31	N/A	16/10/2013 23:36	63.2	18/10/2013 0:41	63.9	19/10/2013 1:46	61.7	20/10/2013 2:51	61.4
14/10/2013 5:31	N/A	15/10/2013 6:36	N/A	16/10/2013 23:41	63.4	18/10/2013 0:46	63.4	19/10/2013 1:51	61.9	20/10/2013 2:56	61.3
14/10/2013 5:36	N/A	15/10/2013 6:41	N/A	16/10/2013 23:46	63.4	18/10/2013 0:51	63.2	19/10/2013 1:56	61.3	20/10/2013 3:01	61.2
14/10/2013 5:41	N/A	15/10/2013 6:46	N/A	16/10/2013 23:51	62.9	18/10/2013 0:56	62.8	19/10/2013 2:01	61.7	20/10/2013 3:06	60.9
14/10/2013 5:46	N/A	15/10/2013 6:51	N/A	16/10/2013 23:56	63.2	18/10/2013 1:01	62.6	19/10/2013 2:06	61.6	20/10/2013 3:11	61.1
14/10/2013 5:51	N/A	15/10/2013 6:56	N/A	17/10/2013 0:01	62.6	18/10/2013 1:06	62.8	19/10/2013 2:11	61.6	20/10/2013 3:16	60.8
14/10/2013 5:56	N/A	15/10/2013 23:01	63.7	17/10/2013 0:06	62.7	18/10/2013 1:11	62.6	19/10/2013 2:16	60.8	20/10/2013 3:21	61.4
14/10/2013 6:01	N/A	15/10/2013 23:06	63.3	17/10/2013 0:11	62.4	18/10/2013 1:16	62.2	19/10/2013 2:21	61.6	20/10/2013 3:26	61.1
14/10/2013 6:06	N/A	15/10/2013 23:11	63.7	17/10/2013 0:16	63.0	18/10/2013 1:21	62.1	19/10/2013 2:26	60.9	20/10/2013 3:31	60.9
14/10/2013 6:11	N/A	15/10/2013 23:16	63.9	17/10/2013 0:21	62.6	18/10/2013 1:26	61.8	19/10/2013 2:31	60.7	20/10/2013 3:36	61.2
14/10/2013 6:16	N/A	15/10/2013 23:21	63.7	17/10/2013 0:26	61.9	18/10/2013 1:31	62.4	19/10/2013 2:36	60.9	20/10/2013 3:41	60.5
14/10/2013 6:21	N/A	15/10/2013 23:26	63.6	17/10/2013 0:31	61.7	18/10/2013 1:36	61.8	19/10/2013 2:41	60.9	20/10/2013 3:46	61.1
14/10/2013 6:26	N/A	15/10/2013 23:31	63.5	17/10/2013 0:36	61.1	18/10/2013 1:41	61.9	19/10/2013 2:46	61.7	20/10/2013 3:51	59.9
14/10/2013 6:31	N/A	15/10/2013 23:36	63.4	17/10/2013 0:41	60.9	18/10/2013 1:46	61.7	19/10/2013 2:51	60.9	20/10/2013 3:56	60.4
14/10/2013 6:36	N/A	15/10/2013 23:41	63.4	17/10/2013 0:46	61.2	18/10/2013 1:51	61.9	19/10/2013 2:56	59.7	20/10/2013 4:01	60.2
14/10/2013 6:41	N/A	15/10/2013 23:46	63.6	17/10/2013 0:51	60.5	18/10/2013 1:56	61.3	19/10/2013 3:01	61.3	20/10/2013 4:06	59.3
14/10/2013 6:46	N/A	15/10/2013 23:51	63.2	17/10/2013 0:56	61.5	18/10/2013 2:01	61.7	19/10/2013 3:06	60.4	20/10/2013 4:11	60.1
14/10/2013 6:51	N/A	15/10/2013 23:56	62.6	17/10/2013 1:01	61.6	18/10/2013 2:06	61.6	19/10/2013 3:11	59.9	20/10/2013 4:16	59.9
14/10/2013 6:56	N/A	16/10/2013 0:01	63.0	17/10/2013 1:06	61.7	18/10/2013 2:11	61.6	19/10/2013 3:16	59.9	20/10/2013 4:21	60.7
14/10/2013 23:01	N/A	16/10/2013 0:06	63.1	17/10/2013 1:11	61.8	18/10/2013 2:16	60.8	19/10/2013 3:21	61.8	20/10/2013 4:26	60.9
14/10/2013 23:06	N/A	16/10/2013 0:11	62.8	17/10/2013 1:16	60.1	18/10/2013 2:21	61.6	19/10/2013 3:26	61.6	20/10/2013 4:31	59.5
14/10/2013 23:11	N/A	16/10/2013 0:16	63.1	17/10/2013 1:21	61.1	18/10/2013 2:26	60.9	19/10/2013 3:31	59.4	20/10/2013 4:36	59.4
14/10/2013 23:16	N/A	16/10/2013 0:21	62.5	17/10/2013 1:26	60.3	18/10/2013 2:31	60.7	19/10/2013 3:36	59.8	20/10/2013 4:41	60.2
14/10/2013 23:21	N/A	16/10/2013 0:26	62.5	17/10/2013 1:31	60.5	18/10/2013 2:36	60.9	19/10/2013 3:41	59.4	20/10/2013 4:46	59.7
14/10/2013 23:26	N/A	16/10/2013 0:31	61.7	17/10/2013 1:36	60.3	18/10/2013 2:41	60.9	19/10/2013 3:46	59.8	20/10/2013 4:51	59.8
14/10/2013 23:31	N/A	16/10/2013 0:36	61.7	17/10/2013 1:41	60.1	18/10/2013 2:46	61.7	19/10/2013 3:51	59.7	20/10/2013 4:56	59.1
14/10/2013 23:36	N/A	16/10/2013 0:41	61.5	17/10/2013 1:46	59.4	18/10/2013 2:51	60.9	19/10/2013 3:56	60.1	20/10/2013 5:01	58.5
14/10/2013 23:41	N/A	16/10/2013 0:46	62.1	17/10/2013 1:51	61.0	18/10/2013 2:56	59.7	19/10/2013 4:01	59.0	20/10/2013 5:06	58.9
14/10/2013 23:46	N/A	16/10/2013 0:51	62.9	17/10/2013 1:56	59.6	18/10/2013 3:01	61.3	19/10/2013 4:06	59.1	20/10/2013 5:11	57.6
14/10/2013 23:51	N/A	16/10/2013 0:56	61.4	17/10/2013 2:01	59.1	18/10/2013 3:06	60.4	19/10/2013 4:11	59.0	20/10/2013 5:16	58.7
14/10/2013 23:56	N/A	16/10/2013 1:01	62.4	17/10/2013 2:06	59.3	18/10/2013 3:11	59.9	19/10/2013 4:16	60.4	20/10/2013 5:21	58.4
15/10/2013 0:01	N/A	16/10/2013 1:06	60.9	17/10/2013 2:11	59.2	18/10/2013 3:16	59.9	19/10/2013 4:21	59.6	20/10/2013 5:26	63.6
15/10/2013 0:06	N/A	16/10/2013 1:11	61.1	17/10/2013 2:16	58.1	18/10/2013 3:21	61.8	19/10/2013 4:26	59.2	20/10/2013 5:31	60.9
15/10/2013 0:11	N/A	16/10/2013 1:16	60.6	17/10/2013 2:21	58.6	18/10/2013 3:26	61.6	19/10/2013 4:31	60.1	20/10/2013 5:36	58.0
15/10/2013 0:16	N/A	16/10/2013 1:21	60.6	17/10/2013 2:26	58.5	18/10/2013 3:31	59.4	19/10/2013 4:36	59.6	20/10/2013 5:41	59.4
15/10/2013 0:21	N/A	16/10/2013 1:26	61.1	17/10/2013 2:31	58.9	18/10/2013 3:36	59.8	19/10/2013 4:41	60.9	20/10/2013 5:46	58.8
15/10/2013 0:26	N										

Real-time Noise Data		RTN2a (Hong Kong Electric Centre)									
21/10/2013 1:06	60.6	22/10/2013 2:11	60.3	23/10/2013 3:16	58.7	24/10/2013 4:21	57.8	25/10/2013 5:26	58.9	26/10/2013 6:31	62.3
21/10/2013 1:11	60.0	22/10/2013 2:16	60.5	23/10/2013 3:21	57.8	24/10/2013 4:26	56.9	25/10/2013 5:31	58.7	26/10/2013 6:36	62.7
21/10/2013 1:16	60.8	22/10/2013 2:21	60.8	23/10/2013 3:26	56.4	24/10/2013 4:31	56.9	25/10/2013 5:36	59.7	26/10/2013 6:41	63.3
21/10/2013 1:21	61.2	22/10/2013 2:26	59.5	23/10/2013 3:31	57.9	24/10/2013 4:36	58.0	25/10/2013 5:41	59.3	26/10/2013 6:46	62.7
21/10/2013 1:26	63.6	22/10/2013 2:31	58.8	23/10/2013 3:36	58.5	24/10/2013 4:41	58.1	25/10/2013 5:46	60.5	26/10/2013 6:51	63.0
21/10/2013 1:31	61.3	22/10/2013 2:36	59.1	23/10/2013 3:41	59.0	24/10/2013 4:46	56.7	25/10/2013 5:51	60.7	26/10/2013 6:56	63.5
21/10/2013 1:36	61.2	22/10/2013 2:41	58.0	23/10/2013 3:46	58.0	24/10/2013 4:51	58.2	25/10/2013 5:56	61.0	26/10/2013 7:01	64.2
21/10/2013 1:41	61.7	22/10/2013 2:46	58.1	23/10/2013 3:51	55.8	24/10/2013 4:56	59.2	25/10/2013 6:01	60.4	26/10/2013 7:06	64.3
21/10/2013 1:46	61.0	22/10/2013 2:51	59.0	23/10/2013 3:56	56.7	24/10/2013 5:01	58.1	25/10/2013 6:06	61.3	26/10/2013 7:11	64.4
21/10/2013 1:51	61.1	22/10/2013 2:56	57.3	23/10/2013 4:01	58.4	24/10/2013 5:06	58.5	25/10/2013 6:11	61.6	26/10/2013 7:16	64.2
21/10/2013 1:56	61.0	22/10/2013 3:01	57.5	23/10/2013 4:06	58.4	24/10/2013 5:11	58.7	25/10/2013 6:16	61.7	26/10/2013 7:21	64.3
21/10/2013 2:01	60.5	22/10/2013 3:06	58.2	23/10/2013 4:11	57.4	24/10/2013 5:16	57.7	25/10/2013 6:21	61.3	26/10/2013 7:26	63.4
21/10/2013 2:06	60.8	22/10/2013 3:11	58.0	23/10/2013 4:16	58.6	24/10/2013 5:21	58.1	25/10/2013 6:26	62.1	26/10/2013 7:31	64.3
21/10/2013 2:11	59.9	22/10/2013 3:16	57.6	23/10/2013 4:21	58.7	24/10/2013 5:26	58.3	25/10/2013 6:31	62.7	26/10/2013 7:36	64.0
21/10/2013 2:16	60.0	22/10/2013 3:21	58.4	23/10/2013 4:26	57.5	24/10/2013 5:31	58.9	25/10/2013 6:36	63.3	26/10/2013 7:41	64.2
21/10/2013 2:21	59.3	22/10/2013 3:26	56.7	23/10/2013 4:31	57.4	24/10/2013 5:36	59.4	25/10/2013 6:41	63.5	26/10/2013 7:46	65.3
21/10/2013 2:26	60.1	22/10/2013 3:31	57.5	23/10/2013 4:36	57.3	24/10/2013 5:41	59.9	25/10/2013 6:46	64.2	26/10/2013 7:51	63.5
21/10/2013 2:31	59.8	22/10/2013 3:36	58.0	23/10/2013 4:41	57.4	24/10/2013 5:46	59.2	25/10/2013 6:51	64.2	26/10/2013 7:56	63.6
21/10/2013 2:36	59.1	22/10/2013 3:41	56.5	23/10/2013 4:46	56.9	24/10/2013 5:51	60.4	25/10/2013 6:56	64.6	27/10/2013 0:01	63.6
21/10/2013 2:41	59.0	22/10/2013 3:46	57.8	23/10/2013 4:51	56.7	24/10/2013 5:56	60.5	25/10/2013 7:01	64.6	27/10/2013 0:06	63.3
21/10/2013 2:46	59.3	22/10/2013 3:51	56.3	23/10/2013 4:56	58.3	24/10/2013 6:01	59.2	25/10/2013 7:06	64.9	27/10/2013 0:11	63.7
21/10/2013 2:51	59.5	22/10/2013 3:56	57.8	23/10/2013 5:01	60.0	24/10/2013 6:06	60.7	25/10/2013 7:11	65.1	27/10/2013 0:16	63.6
21/10/2013 2:56	59.2	22/10/2013 4:01	56.4	23/10/2013 5:06	60.5	24/10/2013 6:11	61.5	25/10/2013 7:16	64.3	27/10/2013 0:21	65.1
21/10/2013 3:01	58.8	22/10/2013 4:06	58.0	23/10/2013 5:11	60.0	24/10/2013 6:16	62.0	25/10/2013 7:21	64.5	27/10/2013 0:26	63.1
21/10/2013 3:06	58.6	22/10/2013 4:11	56.3	23/10/2013 5:16	60.6	24/10/2013 6:21	61.9	25/10/2013 7:26	64.0	27/10/2013 0:31	64.6
21/10/2013 3:11	57.9	22/10/2013 4:16	57.7	23/10/2013 5:21	60.3	24/10/2013 6:26	62.7	25/10/2013 7:31	64.0	27/10/2013 0:36	62.9
21/10/2013 3:16	58.2	22/10/2013 4:21	59.5	23/10/2013 5:26	60.6	24/10/2013 6:31	62.6	25/10/2013 7:36	64.1	27/10/2013 0:41	62.9
21/10/2013 3:21	58.5	22/10/2013 4:26	56.7	23/10/2013 5:31	59.5	24/10/2013 6:36	62.8	25/10/2013 7:41	64.5	27/10/2013 0:46	63.2
21/10/2013 3:26	57.4	22/10/2013 4:31	57.5	23/10/2013 5:36	60.6	24/10/2013 6:41	63.8	25/10/2013 7:46	64.4	27/10/2013 0:51	62.8
21/10/2013 3:31	58.6	22/10/2013 4:36	58.0	23/10/2013 5:41	61.0	24/10/2013 6:46	63.7	25/10/2013 7:51	63.7	27/10/2013 0:56	63.3
21/10/2013 3:36	58.5	22/10/2013 4:41	58.3	23/10/2013 5:46	60.4	24/10/2013 6:51	63.8	25/10/2013 7:56	64.0	27/10/2013 1:01	62.5
21/10/2013 3:41	58.4	22/10/2013 4:46	57.6	23/10/2013 5:51	60.7	24/10/2013 6:56	63.8	26/10/2013 0:01	64.6	27/10/2013 1:06	62.5
21/10/2013 3:46	57.5	22/10/2013 4:51	57.6	23/10/2013 5:56	61.5	24/10/2013 7:01	63.9	26/10/2013 0:06	63.6	27/10/2013 1:11	62.6
21/10/2013 3:51	57.7	22/10/2013 4:56	58.4	23/10/2013 6:01	61.0	24/10/2013 7:06	63.6	26/10/2013 0:11	64.0	27/10/2013 1:16	62.6
21/10/2013 3:56	58.2	22/10/2013 5:01	58.2	23/10/2013 6:06	62.1	24/10/2013 7:11	64.2	26/10/2013 0:16	64.2	27/10/2013 1:21	62.4
21/10/2013 4:01	56.4	22/10/2013 5:06	59.2	23/10/2013 6:11	62.0	24/10/2013 7:16	63.8	26/10/2013 0:21	63.7	27/10/2013 1:26	62.4
21/10/2013 4:06	57.4	22/10/2013 5:11	58.0	23/10/2013 6:16	62.9	24/10/2013 7:21	64.2	26/10/2013 0:26	63.8	27/10/2013 1:31	62.6
21/10/2013 4:11	57.6	22/10/2013 5:16	57.5	23/10/2013 6:21	62.8	24/10/2013 7:26	63.7	26/10/2013 0:31	63.9	27/10/2013 1:36	62.0
21/10/2013 4:16	57.5	22/10/2013 5:21	59.0	23/10/2013 6:26	63.3	24/10/2013 7:31	64.0	26/10/2013 0:36	63.0	27/10/2013 1:41	62.1
21/10/2013 4:21	57.2	22/10/2013 5:26	58.6	23/10/2013 6:31	63.1	24/10/2013 7:36	64.2	26/10/2013 0:41	62.9	27/10/2013 1:46	60.9
21/10/2013 4:26	57.3	22/10/2013 5:31	58.6	23/10/2013 6:36	63.2	24/10/2013 7:41	63.6	26/10/2013 0:46	65.3	27/10/2013 1:51	61.6
21/10/2013 4:31	56.8	22/10/2013 5:36	59.2	23/10/2013 6:41	63.4	24/10/2013 7:46	63.5	26/10/2013 0:51	63.4	27/10/2013 1:56	61.6
21/10/2013 4:36	58.8	22/10/2013 5:41	59.6	23/10/2013 6:46	63.9	24/10/2013 7:51	63.4	26/10/2013 0:56	63.1	27/10/2013 2:01	61.6
21/10/2013 4:41	57.0	22/10/2013 5:46	60.0	23/10/2013 6:51	64.4	24/10/2013 7:56	63.5	26/10/2013 1:01	63.0	27/10/2013 2:06	61.4
21/10/2013 4:46	58.7	22/10/2013 5:51	60.1	23/10/2013 6:56	64.4	25/10/2013 0:01	63.0	26/10/2013 1:06	63.0	27/10/2013 2:11	61.9
21/10/2013 4:51	58.9	22/10/2013 5:56	60.3	23/10/2013 7:01	63.7	25/10/2013 0:06	63.4	26/10/2013 1:11	62.4	27/10/2013 2:16	60.9
21/10/2013 4:56	57.3	22/10/2013 6:01	59.8	23/10/2013 7:06	63.6	25/10/2013 0:11	63.6	26/10/2013 1:16	62.7	27/10/2013 2:21	61.5
21/10/2013 5:01	58.7	22/10/2013 6:06	60.8	23/10/2013 7:11	64.8	25/10/2013 0:16	62.7	26/10/2013 1:21	62.9	27/10/2013 2:26	61.4
21/10/2013 5:06	58.4	22/10/2013 6:11	61.1	23/10/2013 7:16	63.8	25/10/2013 0:21	62.9	26/10/2013 1:26	63.0	27/10/2013 2:31	61.2
21/10/2013 5:11	57.1	22/10/2013 6:16	61.6	23/10/2013 7:21	63.8	25/10/2013 0:26	63.3	26/10/2013 1:31	62.9	27/10/2013 2:36	61.3
21/10/2013 5:16	59.1	22/10/2013 6:21	62.2	23/10/2013 7:26	63.6	25/10/2013 0:31	62.4	26/10/2013 1:36	62.8	27/10/2013 2:41	60.9
21/10/2013 5:21	58.9	22/10/2013 6:26	62.2	23/10/2013 7:31	63.9	25/10/2013 0:36	62.3	26/10/2013 1:41	62.6	27/10/2013 2:46	60.6
21/10/2013 5:26	59.0	22/10/2013 6:31	62.7	23/10/2013 7:36	63.7	25/10/2013 0:41	62.3	26/10/2013 1:46	62.0	27/10/2013 2:51	60.7
21/10/2013 5:31	59.2	22/10/2013 6:36	63.6	23/10/2013 7:41	63.5	25/10/2013 0:46	62.0	26/10/2013 1:51	62.2	27/10/2013 2:56	60.6
21/10/2013 5:36	59.8	22/10/2013 6:41	63.4	23/10/2013 7:46	63.4	25/10/2013 0:51	61.6	26/10/2013 1:56	62.4	27/10/2013 3:01	61.1
21/10/2013 5:41	59.9	22/10/2013 6:46	63.8	23/10/2013 7:51	63.4	25/10/2013 0:56	65.3	26/10/2013 2:01	61.9	27/10/2013 3:06	60.6
21/10/2013 5:46	60.1	22/10/2013 6:51	64.0	23/10/2013 7:56	63.2	25/10/2013 1:01	61.9	26/10/2013 2:06	62.5	27/10/2013 3:11	61.0
21/10/2013 5:51	60.2	22/10/2013 6:56	64.3	24/10/2013 0:01	66.1	25/10/2013 1:06	63.1	26/10/2013 2:11	62.0	27/10/2013 3:16	61.3
21/10/2013 5:56	60.1	22/10/2013 7:01	63.4	24/10/2013 0:06	63.4	25/10/2013 1:11	61.8	26/10/2013 2:16	62.2	27/10/2013 3:21	61.4
21/10/2013 6:01	60.4	22/10/2013 7:06	63.7	24/10/2013 0:11	62.8	25/10/2013 1:16	62.0	26/10/2013 2:21	61.1	27/10/2013 3:26	60.0
21/10/2013 6:06	61.3	22/10/2013 7:11	63.5	24/10/2013 0:16	63.3	25/10/2013 1:21	61.2	26/10/2013 2:26	62.2	27/10/2013 3:31	60.8
21/10/2013 6:11	61.4	22/10/2013 7:16	63.5	24/10/2013 0:21	62.5	25/10/2013 1:26	61.0	26/10/2013 2:31	61.3	27/10/2013 3:36	61.8
21/10/2013 6:16	61.8	22/10/2013 7:21	63.3	24/10/2013 0:26	62.9	25/10/2013 1:31	60.7	26/10/2013 2:36	61.3	27/10/2013 3:41	60.5
21/10/2013 6:21	62.5	22/10/2013 7:26	62.9	24/10/2013 0:31	62.8	25/10/2013 1:36	61.8	26/10/2013 2:41	61.7	27/10/2013 3:46	60.5
21/10/2013 6:26	63.2	22/10/2013 7:31	63.1	24/10/2013 0:36	62.6	25/10/2013 1:41	60.7	26/10/2013 2:46	62.6	27/10/2013 3:51	60.6
21/10/2013 6:31	62.7	22/10/2013 7:36	62.9	24/10/2013 0:41	62.0	25/10/2013 1:46	60.7	26/10/2013 2:51	61.6	27/10/2013 3:56	60.6
21/10/2013 6:36	63.6	22/10/2013 7:41	62.8	24/10/2013 0:46	61.7	25/10/2013 1:51	59.8	26/10/2013 2:56	60.6	27/10/2013 4:01	59.4
21/10/2013 6:41	63.7	22/10/2013 7:46	64.7	24/10/2013 0:51	61.2	25/10/2013 1:56	60.9	26/10/2013 3:01	61.6	27/10/2013 4:06	60.2
21/10/2013 6:46	64.2	22/10/2013 7:51	63.4	24/10/2013 0:56	61.6	25/10/2013 2:0					

Real-time Noise Data RTN2a (Hong Kong Electric Centre)

27/10/2013 23:36 62.9
27/10/2013 23:41 63.2
27/10/2013 23:46 63.3
27/10/2013 23:51 64.0
27/10/2013 23:56 62.7

Due to electricity maintenance work of Hong Kong Electric Centre, the monitoring was temporary suspended from 13 Oct 2013 22:06 to 15 Oct 2013 17:01.

Real-time Noise Data	RTN3 (Po Leung Kuk Yu Lee Mo Fan Memorial School)			
Normal Day 07:00-19:00	4/10/2013 12:01 65.9	9/10/2013 18:31 67.9	16/10/2013 13:01 68.9	22/10/2013 7:31 69.1
28/9/2013 7:01 67.2	4/10/2013 12:31 65.1	10/10/2013 7:01 67.3	16/10/2013 13:31 68.6	22/10/2013 8:01 67.6
28/9/2013 7:31 67.9	4/10/2013 13:01 68.3	10/10/2013 7:31 68.3	16/10/2013 14:01 68.6	22/10/2013 8:31 66.2
28/9/2013 8:01 68.7	4/10/2013 13:31 56.3	10/10/2013 8:01 66.6	16/10/2013 14:31 68.7	22/10/2013 9:01 68.4
28/9/2013 8:31 61.7	4/10/2013 14:01 66.6	10/10/2013 8:31 66.9	16/10/2013 15:01 68.7	22/10/2013 9:31 69.2
28/9/2013 9:01 69.7	4/10/2013 14:31 67.8	10/10/2013 9:01 67.0	16/10/2013 15:31 68.9	22/10/2013 10:01 50.9
28/9/2013 9:31 69.5	4/10/2013 15:01 68.8	10/10/2013 9:31 68.8	16/10/2013 16:01 68.6	22/10/2013 10:31 54.0
28/9/2013 10:01 59.4	4/10/2013 15:31 68.8	10/10/2013 10:01 68.6	16/10/2013 16:31 68.8	22/10/2013 11:01 69.3
28/9/2013 10:31 69.3	4/10/2013 16:01 51.8	10/10/2013 10:31 69.0	16/10/2013 17:01 68.3	22/10/2013 11:31 69.0
28/9/2013 11:01 49.6	4/10/2013 16:31 57.9	10/10/2013 11:01 69.3	16/10/2013 17:31 68.1	22/10/2013 12:01 68.4
28/9/2013 11:31 68.7	4/10/2013 17:01 69.0	10/10/2013 11:31 68.2	16/10/2013 18:01 68.1	22/10/2013 12:31 68.3
28/9/2013 12:01 68.2	4/10/2013 17:31 68.1	10/10/2013 12:01 68.1	16/10/2013 18:31 68.0	22/10/2013 13:01 68.2
28/9/2013 12:31 68.4	4/10/2013 18:01 67.8	10/10/2013 12:31 68.0	17/10/2013 7:01 68.2	22/10/2013 13:31 68.7
28/9/2013 13:01 68.6	4/10/2013 18:31 65.7	10/10/2013 13:01 68.7	17/10/2013 7:31 68.5	22/10/2013 14:01 68.6
28/9/2013 13:31 69.1	5/10/2013 7:01 66.9	10/10/2013 13:31 55.4	17/10/2013 8:01 66.4	22/10/2013 14:31 69.2
28/9/2013 14:01 69.5	5/10/2013 7:31 67.6	10/10/2013 14:01 69.6	17/10/2013 8:31 65.8	22/10/2013 15:01 68.8
28/9/2013 14:31 69.6	5/10/2013 8:01 68.1	10/10/2013 14:31 68.9	17/10/2013 9:01 67.0	22/10/2013 15:31 68.9
28/9/2013 15:01 68.3	5/10/2013 8:31 68.5	10/10/2013 15:01 69.1	17/10/2013 9:31 67.6	22/10/2013 16:01 69.2
28/9/2013 15:31 68.0	5/10/2013 9:01 60.4	10/10/2013 15:31 69.6	17/10/2013 10:01 68.7	22/10/2013 16:31 68.8
28/9/2013 16:01 69.5	5/10/2013 9:31 57.6	10/10/2013 16:01 69.5	17/10/2013 10:31 68.9	22/10/2013 17:01 68.4
28/9/2013 16:31 68.3	5/10/2013 10:01 69.2	10/10/2013 16:31 66.6	17/10/2013 11:01 68.7	22/10/2013 17:31 68.4
28/9/2013 17:01 68.6	5/10/2013 10:31 69.6	10/10/2013 17:01 68.5	17/10/2013 11:31 68.6	22/10/2013 18:01 68.0
28/9/2013 17:31 68.2	5/10/2013 11:01 68.9	10/10/2013 17:31 66.2	17/10/2013 12:01 68.2	22/10/2013 18:31 68.0
28/9/2013 18:01 68.0	5/10/2013 11:31 68.2	10/10/2013 18:01 68.1	17/10/2013 12:31 68.3	23/10/2013 7:01 68.7
28/9/2013 18:31 68.2	5/10/2013 12:01 67.8	10/10/2013 18:31 68.2	17/10/2013 13:01 68.5	23/10/2013 7:31 69.5
30/9/2013 7:01 58.6	5/10/2013 12:31 67.9	11/10/2013 7:01 68.3	17/10/2013 13:31 68.6	23/10/2013 8:01 68.0
30/9/2013 7:31 61.3	5/10/2013 13:01 68.7	11/10/2013 7:31 68.6	17/10/2013 14:01 68.3	23/10/2013 8:31 65.8
30/9/2013 8:01 62.1	5/10/2013 13:31 52.3	11/10/2013 8:01 66.7	17/10/2013 14:31 68.4	23/10/2013 9:01 67.5
30/9/2013 8:31 69.0	5/10/2013 14:01 68.4	11/10/2013 8:31 64.9	17/10/2013 15:01 68.7	23/10/2013 9:31 69.2
30/9/2013 9:01 69.2	5/10/2013 14:31 69.4	11/10/2013 9:01 67.0	17/10/2013 15:31 68.4	23/10/2013 10:01 69.4
30/9/2013 9:31 69.0	5/10/2013 15:01 69.0	11/10/2013 9:31 68.6	17/10/2013 16:01 68.5	23/10/2013 10:31 69.3
30/9/2013 10:01 65.3	5/10/2013 15:31 68.5	11/10/2013 10:01 68.8	17/10/2013 16:31 68.9	23/10/2013 11:01 68.7
30/9/2013 10:31 62.6	5/10/2013 16:01 68.7	11/10/2013 10:31 68.4	17/10/2013 17:01 68.7	23/10/2013 11:31 68.2
30/9/2013 11:01 62.9	5/10/2013 16:31 68.6	11/10/2013 11:01 68.6	17/10/2013 17:31 68.7	23/10/2013 12:01 67.7
30/9/2013 11:31 69.3	5/10/2013 17:01 68.1	11/10/2013 11:31 65.8	17/10/2013 18:01 68.4	23/10/2013 12:31 68.2
30/9/2013 12:01 69.3	5/10/2013 17:31 68.1	11/10/2013 12:01 63.6	17/10/2013 18:31 68.2	23/10/2013 13:01 67.9
30/9/2013 12:31 68.8	5/10/2013 18:01 67.8	11/10/2013 12:31 65.5	18/10/2013 7:01 68.4	23/10/2013 13:31 68.4
30/9/2013 13:01 63.9	5/10/2013 18:31 67.9	11/10/2013 13:01 67.9	18/10/2013 7:31 68.9	23/10/2013 14:01 68.4
30/9/2013 13:31 67.3	7/10/2013 7:01 68.0	11/10/2013 13:31 68.0	18/10/2013 8:01 68.7	23/10/2013 14:31 68.6
30/9/2013 14:01 66.2	7/10/2013 7:31 68.6	11/10/2013 14:01 67.8	18/10/2013 8:31 67.4	23/10/2013 15:01 68.6
30/9/2013 14:31 65.5	7/10/2013 8:01 68.2	11/10/2013 14:31 68.2	18/10/2013 9:01 68.2	23/10/2013 15:31 69.2
30/9/2013 15:01 65.1	7/10/2013 8:31 65.6	11/10/2013 15:01 68.4	18/10/2013 9:31 69.0	23/10/2013 16:01 69.4
30/9/2013 15:31 69.4	7/10/2013 9:01 69.2	11/10/2013 15:31 68.9	18/10/2013 10:01 69.3	23/10/2013 16:31 68.8
30/9/2013 16:01 68.5	7/10/2013 9:31 63.2	11/10/2013 16:01 68.9	18/10/2013 10:31 69.3	23/10/2013 17:01 68.5
30/9/2013 16:31 69.2	7/10/2013 10:01 69.5	11/10/2013 16:31 68.6	18/10/2013 11:01 68.8	23/10/2013 17:31 68.4
30/9/2013 17:01 69.2	7/10/2013 10:31 69.1	11/10/2013 17:01 66.0	18/10/2013 11:31 68.5	23/10/2013 18:01 68.3
30/9/2013 17:31 50.5	7/10/2013 11:01 69.6	11/10/2013 17:31 68.6	18/10/2013 12:01 68.2	23/10/2013 18:31 68.3
30/9/2013 18:01 60.3	7/10/2013 11:31 68.2	11/10/2013 18:01 68.2	18/10/2013 12:31 68.2	24/10/2013 7:01 68.9
30/9/2013 18:31 69.6	7/10/2013 12:01 68.2	11/10/2013 18:31 65.8	18/10/2013 13:01 68.5	24/10/2013 7:31 68.8
2/10/2013 7:01 68.4	7/10/2013 12:31 68.2	12/10/2013 7:01 67.2	18/10/2013 13:31 69.1	24/10/2013 8:01 68.0
2/10/2013 7:31 69.1	7/10/2013 13:01 57.4	12/10/2013 7:31 68.0	18/10/2013 14:01 69.1	24/10/2013 8:31 67.6
2/10/2013 8:01 68.2	7/10/2013 14:01 69.6	12/10/2013 8:01 68.7	18/10/2013 14:31 69.2	24/10/2013 9:01 69.1
2/10/2013 8:31 67.5	7/10/2013 14:31 56.9	12/10/2013 8:31 68.8	18/10/2013 15:01 68.3	24/10/2013 9:31 69.0
2/10/2013 9:01 69.0	7/10/2013 15:01 53.4	12/10/2013 9:01 68.5	18/10/2013 15:31 69.3	24/10/2013 10:01 69.5
2/10/2013 9:31 69.2	7/10/2013 15:31 69.5	12/10/2013 10:31 68.4	18/10/2013 16:01 68.1	24/10/2013 10:31 69.4
2/10/2013 10:01 67.2	7/10/2013 16:01 63.3	12/10/2013 10:31 68.2	18/10/2013 16:31 68.6	24/10/2013 11:01 69.2
2/10/2013 10:31 65.8	7/10/2013 16:31 69.1	12/10/2013 11:01 68.0	18/10/2013 17:01 68.7	24/10/2013 11:31 68.7
2/10/2013 11:01 67.8	7/10/2013 17:01 68.8	12/10/2013 11:31 68.0	18/10/2013 17:31 68.1	24/10/2013 12:01 68.4
2/10/2013 11:31 68.8	7/10/2013 17:31 68.2	12/10/2013 12:01 68.0	18/10/2013 18:01 67.8	24/10/2013 12:31 68.5
2/10/2013 12:01 69.1	7/10/2013 18:01 68.2	12/10/2013 12:31 67.8	18/10/2013 18:31 67.4	24/10/2013 13:01 68.5
2/10/2013 12:31 68.5	7/10/2013 18:31 68.0	12/10/2013 13:01 67.9	18/10/2013 19:01 68.2	24/10/2013 13:31 68.8
2/10/2013 13:01 68.5	8/10/2013 7:01 68.1	12/10/2013 13:31 68.0	18/10/2013 19:31 68.6	24/10/2013 14:01 68.7
2/10/2013 13:31 68.7	8/10/2013 7:31 68.5	12/10/2013 14:01 67.6	18/10/2013 20:01 68.9	24/10/2013 14:31 68.6
2/10/2013 14:01 68.6	8/10/2013 8:01 68.6	12/10/2013 14:31 67.9	18/10/2013 20:31 68.9	24/10/2013 15:01 68.7
2/10/2013 14:31 68.6	8/10/2013 8:31 69.3	12/10/2013 15:01 67.6	18/10/2013 21:01 69.2	24/10/2013 15:31 68.9
2/10/2013 15:01 68.6	8/10/2013 9:01 69.7	12/10/2013 15:31 67.6	18/10/2013 21:31 68.8	24/10/2013 16:01 69.0
2/10/2013 15:31 69.6	8/10/2013 9:31 58.0	12/10/2013 16:01 68.2	18/10/2013 22:01 68.8	24/10/2013 16:31 68.8
2/10/2013 16:01 68.8	8/10/2013 10:01 58.5	12/10/2013 16:31 68.4	18/10/2013 22:31 68.8	24/10/2013 17:01 68.4
2/10/2013 16:31 69.1	8/10/2013 10:31 56.9	12/10/2013 17:01 68.3	18/10/2013 23:01 68.5	24/10/2013 17:31 68.4
2/10/2013 17:01 68.8	8/10/2013 11:01 69.4	12/10/2013 17:31 67.8	18/10/2013 23:31 68.8	24/10/2013 18:01 68.4
2/10/2013 17:31 68.5	8/10/2013 11:31 68.7	12/10/2013 18:01 67.8	18/10/2013 24:01 68.4	24/10/2013 18:31 66.9
2/10/2013 18:01 68.2	8/10/2013 12:01 68.1	12/10/2013 18:31 67.6	18/10/2013 24:31 68.8	25/10/2013 7:01 68.3
2/10/2013 18:31 67.8	8/10/2013 12:31 67.9	12/10/2013 19:01 68.5	18/10/2013 25:01 68.9	25/10/2013 7:31 68.9
3/10/2013 7:01 68.3	8/10/2013 13:01 68.6	12/10/2013 20:01 68.2	18/10/2013 25:31 68.8	25/10/2013 8:01 67.3
3/10/2013 7:31 52.7	8/10/2013 13:31 69.5	12/10/2013 20:31 68.5	18/10/2013 26:01 68.8	25/10/2013 8:31 66.1
3/10/2013 8:01 69.0	8/10/2013 14:01 37.3	12/10/2013 21:01 68.4	18/10/2013 26:31 68.8	25/10/2013 9:01 67.7
3/10/2013 8:31 69.1	8/10/2013 14:31 53.5	12/10/2013 21:31 68.0	18/10/2013 27:01 68.8	25/10/2013 9:31 68.2
3/10/2013 9:01 64.5	8/10/2013 15:01 69.3	12/10/2013 22:01 68.0	18/10/2013 27:31 68.8	25/10/2013 10:01 68.7
3/10/2013 9:31 61.8	8/10/2013 15:31 68.7	12/10/2013 22:31 67.8	18/10/2013 28:01 68.8	25/10/2013 10:31 68.4
3/10/2013 10:01 63.0	8/10/2013 16:01 68.6	12/10/2013 23:01 68.8	18/10/2013 28:31 68.8	25/10/2013 11:01 68.4
3/10/2013 10:31 62.4	8/10/2013 16:31 68.8	12/10/2013 23:31 67.9	18/10/2013 29:01 68.8	25/10/2013 11:31 68.6
3/10/2013 11:01 55.3	8/10/2013 17:01 68.8	12/10/2013 24:01 68.4	18/10/2013 29:31 68.8	25/10/2013 12:01 68.5
3/10/2013 11:31 68.5	8/10/2013 17:31 68.3	12/10/2013 24:31 68.0	18/10/2013 30:01 68.8	25/10/2013 12:31 68.1
3/10/2013 12:01 68.4	8/10/2013 18:01 68.1	12/10/2013 25:01 68.0	18/10/2013 30:31 68.8	25/10/2013 13:01 68.2
3/10/2013 12:31 68.5	8/10/2013 18:31 68.0	12/10/2013 25:31 67.1	18/10/2013 31:01 68.8	25/10/2013 13:31 68.6
3/10/2013 13:01 68.4	9/10/2013 7:01 67.8	12/10/2013 26:01 68.0	18/10/2013 31:31 68.8	25/10/2013 14:01 68.3
3/10/2013 13:31 69.5	9/10/2013 7:31 68.3	12/10/2013 26:31 68.0	18/10/2013 32:01 68.8	25/10/2013 14:31 68.7
3/10/2013 14:01 56.5	9/10/2013 8:01 68.1	12/10/2013 27:01 68.0	18/10/2013 32:31 68.8	25/10/2013 15:01 68.8
3/10/2013 14:31 69.5	9/10/2013 8:31 65.0	12/10/2013 27:31 68.0		

Real-time Noise Data		RTN3 (Po Leung Kuk Yu Lee Mo Fan Memorial School)									
29/9/2013 10:51	63.5	29/9/2013 19:56	66.4	1/10/2013 9:01	57.5	1/10/2013 18:06	60.9	3/10/2013 19:11	64.9	5/10/2013 20:16	55.2
29/9/2013 10:56	64.0	29/9/2013 20:01	57.9	1/10/2013 9:06	61.1	1/10/2013 18:11	60.5	3/10/2013 19:16	65.6	5/10/2013 20:21	53.7
29/9/2013 11:01	63.6	29/9/2013 20:06	58.9	1/10/2013 9:11	57.5	1/10/2013 18:16	61.1	3/10/2013 19:21	61.7	5/10/2013 20:26	57.2
29/9/2013 11:06	63.9	29/9/2013 20:11	66.4	1/10/2013 9:16	61.5	1/10/2013 18:21	64.1	3/10/2013 19:26	61.4	5/10/2013 20:31	52.8
29/9/2013 11:11	65.0	29/9/2013 20:16	56.1	1/10/2013 9:21	58.8	1/10/2013 18:26	60.9	3/10/2013 19:31	62.2	5/10/2013 20:36	66.4
29/9/2013 11:16	62.9	29/9/2013 20:21	59.8	1/10/2013 9:26	64.2	1/10/2013 18:31	59.4	3/10/2013 19:36	62.0	5/10/2013 20:41	58.3
29/9/2013 11:21	64.1	29/9/2013 20:26	56.1	1/10/2013 9:31	62.0	1/10/2013 18:36	56.1	3/10/2013 19:41	62.2	5/10/2013 20:46	58.7
29/9/2013 11:26	64.7	29/9/2013 20:31	54.0	1/10/2013 9:36	63.3	1/10/2013 18:41	58.4	3/10/2013 19:46	62.0	5/10/2013 20:51	49.7
29/9/2013 11:31	63.3	29/9/2013 20:36	54.0	1/10/2013 9:41	61.6	1/10/2013 18:46	58.5	3/10/2013 19:51	61.4	5/10/2013 20:56	66.4
29/9/2013 11:36	63.5	29/9/2013 20:41	66.5	1/10/2013 9:46	60.9	1/10/2013 18:51	59.4	3/10/2013 19:56	65.6	5/10/2013 21:01	51.0
29/9/2013 11:41	64.1	29/9/2013 20:46	55.9	1/10/2013 9:51	63.8	1/10/2013 18:56	61.4	3/10/2013 20:01	65.4	5/10/2013 21:06	53.9
29/9/2013 11:46	64.3	29/9/2013 20:51	53.7	1/10/2013 9:56	63.2	1/10/2013 19:01	60.8	3/10/2013 20:06	62.4	5/10/2013 21:11	47.1
29/9/2013 11:51	64.7	29/9/2013 20:56	53.0	1/10/2013 10:01	61.6	1/10/2013 19:06	58.3	3/10/2013 20:11	61.5	5/10/2013 21:16	51.0
29/9/2013 11:56	64.4	29/9/2013 21:01	50.2	1/10/2013 10:06	62.6	1/10/2013 19:11	58.9	3/10/2013 20:16	60.3	5/10/2013 21:21	66.4
29/9/2013 12:01	63.7	29/9/2013 21:06	57.2	1/10/2013 10:11	63.2	1/10/2013 19:16	60.3	3/10/2013 20:21	58.9	5/10/2013 21:26	51.0
29/9/2013 12:06	64.4	29/9/2013 21:11	56.5	1/10/2013 10:16	60.9	1/10/2013 19:21	60.7	3/10/2013 20:26	61.5	5/10/2013 21:31	66.4
29/9/2013 12:11	63.4	29/9/2013 21:16	59.3	1/10/2013 10:21	61.7	1/10/2013 19:26	60.6	3/10/2013 20:31	62.5	5/10/2013 21:36	58.6
29/9/2013 12:16	62.9	29/9/2013 21:21	55.6	1/10/2013 10:26	62.6	1/10/2013 19:31	59.6	3/10/2013 20:36	60.1	5/10/2013 21:41	51.0
29/9/2013 12:21	64.5	29/9/2013 21:26	58.0	1/10/2013 10:31	61.8	1/10/2013 19:36	60.9	3/10/2013 20:41	61.4	5/10/2013 21:46	59.8
29/9/2013 12:26	63.2	29/9/2013 21:31	53.4	1/10/2013 10:36	62.8	1/10/2013 19:41	58.7	3/10/2013 20:46	60.3	5/10/2013 21:51	58.3
29/9/2013 12:31	63.8	29/9/2013 21:36	66.3	1/10/2013 10:41	62.0	1/10/2013 19:46	58.0	3/10/2013 20:51	59.7	5/10/2013 21:56	57.5
29/9/2013 12:36	63.7	29/9/2013 21:41	51.0	1/10/2013 10:46	61.0	1/10/2013 19:51	54.0	3/10/2013 20:56	58.9	5/10/2013 22:01	50.6
29/9/2013 12:41	64.3	29/9/2013 21:46	66.2	1/10/2013 10:51	61.4	1/10/2013 19:56	57.9	3/10/2013 21:01	57.5	5/10/2013 22:06	52.2
29/9/2013 12:46	64.2	29/9/2013 21:51	66.5	1/10/2013 10:56	62.0	1/10/2013 20:01	63.6	3/10/2013 21:06	53.7	5/10/2013 22:11	51.7
29/9/2013 12:51	64.3	29/9/2013 21:56	56.1	1/10/2013 11:01	62.4	1/10/2013 20:06	59.4	3/10/2013 21:11	57.5	5/10/2013 22:16	60.4
29/9/2013 12:56	61.8	29/9/2013 22:01	54.2	1/10/2013 11:06	60.6	1/10/2013 20:11	54.7	3/10/2013 21:16	55.0	5/10/2013 22:21	53.4
29/9/2013 13:01	63.3	29/9/2013 22:06	53.0	1/10/2013 11:11	62.1	1/10/2013 20:16	56.0	3/10/2013 21:21	66.5	5/10/2013 22:26	57.1
29/9/2013 13:06	63.0	29/9/2013 22:11	58.9	1/10/2013 11:16	63.0	1/10/2013 20:21	57.5	3/10/2013 21:26	62.6	5/10/2013 22:31	59.7
29/9/2013 13:11	62.6	29/9/2013 22:16	61.0	1/10/2013 11:21	63.6	1/10/2013 20:26	54.6	3/10/2013 21:31	58.6	5/10/2013 22:36	56.8
29/9/2013 13:16	63.5	29/9/2013 22:21	61.3	1/10/2013 11:26	61.9	1/10/2013 20:31	57.1	3/10/2013 21:36	60.7	5/10/2013 22:41	60.3
29/9/2013 13:21	63.1	29/9/2013 22:26	61.8	1/10/2013 11:31	60.6	1/10/2013 20:36	56.8	3/10/2013 21:41	57.5	5/10/2013 22:46	50.2
29/9/2013 13:26	63.2	29/9/2013 22:31	61.6	1/10/2013 11:36	62.4	1/10/2013 20:41	56.1	3/10/2013 21:46	58.7	5/10/2013 22:51	49.7
29/9/2013 13:31	62.9	29/9/2013 22:36	62.2	1/10/2013 11:41	63.2	1/10/2013 20:46	52.2	3/10/2013 21:51	51.7	5/10/2013 22:56	58.5
29/9/2013 13:36	63.7	29/9/2013 22:41	63.1	1/10/2013 11:46	63.8	1/10/2013 20:51	47.1	3/10/2013 21:56	58.2	6/10/2013 7:01	65.3
29/9/2013 13:41	62.2	29/9/2013 22:46	61.4	1/10/2013 11:51	61.8	1/10/2013 20:56	58.2	3/10/2013 22:01	59.3	6/10/2013 7:06	66.1
29/9/2013 13:46	62.9	29/9/2013 22:51	61.3	1/10/2013 11:56	63.3	1/10/2013 21:01	60.5	3/10/2013 22:06	49.7	6/10/2013 7:11	64.8
29/9/2013 13:51	63.5	29/9/2013 22:56	61.5	1/10/2013 12:01	63.5	1/10/2013 21:06	57.3	3/10/2013 22:11	57.0	6/10/2013 7:16	65.2
29/9/2013 13:56	62.7	30/9/2013 19:01	66.0	1/10/2013 12:06	64.4	1/10/2013 21:11	55.7	3/10/2013 22:16	58.9	6/10/2013 7:21	65.4
29/9/2013 14:01	61.2	30/9/2013 19:06	67.2	1/10/2013 12:11	62.7	1/10/2013 21:16	61.0	3/10/2013 22:21	58.4	6/10/2013 7:26	55.2
29/9/2013 14:06	62.5	30/9/2013 19:11	66.9	1/10/2013 12:16	62.7	1/10/2013 21:21	50.2	3/10/2013 22:26	58.9	6/10/2013 7:31	66.0
29/9/2013 14:11	63.6	30/9/2013 19:16	62.1	1/10/2013 12:21	61.8	1/10/2013 21:26	60.1	3/10/2013 22:31	52.5	6/10/2013 7:36	52.8
29/9/2013 14:16	62.6	30/9/2013 19:21	58.5	1/10/2013 12:26	61.6	1/10/2013 21:31	58.0	3/10/2013 22:36	49.7	6/10/2013 7:41	66.3
29/9/2013 14:21	61.4	30/9/2013 19:26	65.6	1/10/2013 12:31	63.5	1/10/2013 21:36	61.0	3/10/2013 22:41	58.4	6/10/2013 7:46	66.4
29/9/2013 14:26	62.8	30/9/2013 19:31	66.4	1/10/2013 12:36	64.5	1/10/2013 21:41	53.7	3/10/2013 22:46	56.6	6/10/2013 7:51	65.4
29/9/2013 14:31	61.6	30/9/2013 19:36	66.4	1/10/2013 12:41	63.9	1/10/2013 21:46	58.4	3/10/2013 22:51	58.0	6/10/2013 7:56	66.3
29/9/2013 14:36	61.8	30/9/2013 19:41	65.5	1/10/2013 12:46	62.7	1/10/2013 21:51	59.9	3/10/2013 22:56	57.0	6/10/2013 8:01	66.0
29/9/2013 14:41	61.8	30/9/2013 19:46	67.0	1/10/2013 12:51	60.9	1/10/2013 21:56	58.6	4/10/2013 19:01	64.4	6/10/2013 8:06	66.1
29/9/2013 14:46	62.7	30/9/2013 19:51	67.1	1/10/2013 12:56	63.4	1/10/2013 22:01	57.1	4/10/2013 19:06	64.7	6/10/2013 8:11	66.0
29/9/2013 14:51	62.0	30/9/2013 19:56	66.8	1/10/2013 13:01	61.2	1/10/2013 22:06	57.3	4/10/2013 19:11	64.8	6/10/2013 8:16	52.2
29/9/2013 14:56	62.3	30/9/2013 20:01	67.1	1/10/2013 13:06	62.2	1/10/2013 22:11	55.5	4/10/2013 19:16	54.0	6/10/2013 8:21	66.4
29/9/2013 15:01	62.2	30/9/2013 20:06	67.9	1/10/2013 13:11	61.0	1/10/2013 22:16	59.7	4/10/2013 19:21	61.8	6/10/2013 8:26	58.4
29/9/2013 15:06	62.3	30/9/2013 20:11	67.0	1/10/2013 13:16	61.4	1/10/2013 22:21	55.9	4/10/2013 19:26	62.7	6/10/2013 8:31	46.2
29/9/2013 15:11	61.5	30/9/2013 20:16	65.7	1/10/2013 13:21	63.0	1/10/2013 22:26	55.3	4/10/2013 19:31	58.7	6/10/2013 8:36	66.4
29/9/2013 15:16	59.5	30/9/2013 20:21	66.7	1/10/2013 13:26	61.0	1/10/2013 22:31	61.2	4/10/2013 19:36	61.6	6/10/2013 8:41	66.5
29/9/2013 15:21	62.9	30/9/2013 20:26	66.3	1/10/2013 13:31	61.3	1/10/2013 22:36	55.0	4/10/2013 19:41	61.4	6/10/2013 8:46	66.2
29/9/2013 15:26	62.9	30/9/2013 20:31	66.8	1/10/2013 13:36	63.8	1/10/2013 22:41	58.9	4/10/2013 19:46	62.4	6/10/2013 8:51	66.3
29/9/2013 15:31	62.6	30/9/2013 20:36	66.9	1/10/2013 13:41	62.5	1/10/2013 22:46	66.5	4/10/2013 19:51	61.5	6/10/2013 8:56	53.9
29/9/2013 15:36	63.0	30/9/2013 20:41	66.3	1/10/2013 13:46	62.0	1/10/2013 22:51	56.3	4/10/2013 19:56	62.2	6/10/2013 9:01	57.0
29/9/2013 15:41	61.9	30/9/2013 20:46	66.3	1/10/2013 13:51	61.8	1/10/2013 22:56	56.0	4/10/2013 20:01	61.3	6/10/2013 9:06	57.3
29/9/2013 15:46	66.4	30/9/2013 20:51	66.1	1/10/2013 13:56	59.3	2/10/2013 19:01	61.9	4/10/2013 20:06	60.7	6/10/2013 9:11	58.6
29/9/2013 15:51	61.5	30/9/2013 20:56	65.8	1/10/2013 14:01	61.3	2/10/2013 19:06	61.4	4/10/2013 20:11	61.3	6/10/2013 9:16	59.1
29/9/2013 15:56	62.3	30/9/2013 21:01	65.2	1/10/2013 14:06	61.8	2/10/2013 19:11	62.4	4/10/2013 20:16	59.1	6/10/2013 9:21	60.0
29/9/2013 16:01	61.1	30/9/2013 21:06	65.9	1/10/2013 14:11	62.8	2/10/2013 19:16	61.0	4/10/2013 20:21	60.5	6/10/2013 9:26	57.9
29/9/2013 16:06	60.2	30/9/2013 21:11	65.6	1/10/2013 14:16	62.1	2/10/2013 19:21	63.4	4/10/2013 20:26	59.7	6/10/2013 9:31	53.0
29/9/2013 16:11	61.8	30/9/2013 21:16	64.8	1/10/2013 14:21	63.1	2/10/2013 19:26	61.5	4/10/2013 20:31	60.3	6/10/2013 9:36	60.6
29/9/2013 16:16	61.0	30/9/2013 21:21	65.4	1/10/2013 14:26	63.6	2/10/2013 19:31	62.2	4/10/2013 20:36	61.5	6/10/2013 9:41	60.2
29/9/2013 16:21	61.1	30/9/2013 21:26	65.5	1/10/2013 14:31	62.0	2/10/2013 19:36	63.1	4/10/2013 20:41	60.0	6/10/2013 9:46	60.6
29/9/2013 16:26	62.4	30/9/2013 21:31	65.4	1/10/2013 14:36	62.6	2/10/2013 19:41	63.0	4/10/2013 20:46	61.2	6/10/2013 9:51	60.3
29/9/2013 16:31	60.9	30/9/2013 21:36	66.2	1/10/2013 14:41	61.8	2/10/2013 19:46	63.5	4/10/2013 20:51	59.8	6/	

Real-time Noise Data		RTN3 (Po Leung Kuk Yu Lee Mo Fan Memorial School)									
6/10/2013 13:21	62.6	6/10/2013 22:26	65.7	9/10/2013 19:31	58.1	11/10/2013 20:36	59.1	13/10/2013 9:41	54.4	13/10/2013 18:46	59.5
6/10/2013 13:26	60.8	6/10/2013 22:31	59.8	9/10/2013 19:36	60.7	11/10/2013 20:41	57.4	13/10/2013 9:46	57.5	13/10/2013 18:51	60.2
6/10/2013 13:31	58.9	6/10/2013 22:36	51.0	9/10/2013 19:41	62.2	11/10/2013 20:46	59.5	13/10/2013 9:51	58.9	13/10/2013 18:56	58.0
6/10/2013 13:36	61.4	6/10/2013 22:41	65.9	9/10/2013 19:46	63.9	11/10/2013 20:51	60.9	13/10/2013 9:56	54.2	13/10/2013 19:01	61.3
6/10/2013 13:41	61.6	6/10/2013 22:46	52.0	9/10/2013 19:51	62.3	11/10/2013 20:56	58.5	13/10/2013 10:01	54.6	13/10/2013 19:06	57.5
6/10/2013 13:46	60.2	6/10/2013 22:51	55.9	9/10/2013 19:56	61.5	11/10/2013 21:01	54.2	13/10/2013 10:06	47.1	13/10/2013 19:11	58.4
6/10/2013 13:51	59.7	6/10/2013 22:56	66.3	9/10/2013 20:01	60.2	11/10/2013 21:06	58.5	13/10/2013 10:11	59.7	13/10/2013 19:16	60.7
6/10/2013 13:56	60.4	7/10/2013 19:01	60.6	9/10/2013 20:06	60.0	11/10/2013 21:11	60.6	13/10/2013 10:16	55.3	13/10/2013 19:21	55.6
6/10/2013 14:01	58.9	7/10/2013 19:06	61.7	9/10/2013 20:11	58.4	11/10/2013 21:16	59.0	13/10/2013 10:21	58.5	13/10/2013 19:26	53.0
6/10/2013 14:06	59.8	7/10/2013 19:11	61.3	9/10/2013 20:16	59.6	11/10/2013 21:21	58.0	13/10/2013 10:26	53.2	13/10/2013 19:31	51.3
6/10/2013 14:11	58.0	7/10/2013 19:16	61.4	9/10/2013 20:21	59.3	11/10/2013 21:26	61.2	13/10/2013 10:31	66.4	13/10/2013 19:36	57.5
6/10/2013 14:16	58.9	7/10/2013 19:21	61.3	9/10/2013 20:26	55.9	11/10/2013 21:31	60.6	13/10/2013 10:36	58.0	13/10/2013 19:41	49.2
6/10/2013 14:21	62.1	7/10/2013 19:26	62.9	9/10/2013 20:31	59.3	11/10/2013 21:36	62.1	13/10/2013 10:41	54.4	13/10/2013 19:46	52.5
6/10/2013 14:26	59.3	7/10/2013 19:31	61.9	9/10/2013 20:36	57.3	11/10/2013 21:41	56.7	13/10/2013 10:46	52.8	13/10/2013 19:51	57.4
6/10/2013 14:31	61.8	7/10/2013 19:36	62.4	9/10/2013 20:41	58.2	11/10/2013 21:46	56.1	13/10/2013 10:51	62.0	13/10/2013 19:56	66.4
6/10/2013 14:36	57.4	7/10/2013 19:41	61.4	9/10/2013 20:46	55.7	11/10/2013 21:51	59.1	13/10/2013 10:56	59.0	13/10/2013 20:01	59.7
6/10/2013 14:41	61.1	7/10/2013 19:46	61.6	9/10/2013 20:51	56.7	11/10/2013 21:56	53.4	13/10/2013 11:01	53.0	13/10/2013 20:06	66.5
6/10/2013 14:46	60.5	7/10/2013 19:51	62.8	9/10/2013 20:56	66.2	11/10/2013 22:01	58.8	13/10/2013 11:06	47.9	13/10/2013 20:11	60.3
6/10/2013 14:51	59.4	7/10/2013 19:56	60.8	9/10/2013 21:01	56.2	11/10/2013 22:06	58.4	13/10/2013 11:11	53.0	13/10/2013 20:16	66.4
6/10/2013 14:56	61.2	7/10/2013 20:01	61.9	9/10/2013 21:06	66.4	11/10/2013 22:11	58.7	13/10/2013 11:16	66.4	13/10/2013 20:21	51.0
6/10/2013 15:01	58.8	7/10/2013 20:06	61.5	9/10/2013 21:11	53.9	11/10/2013 22:16	58.0	13/10/2013 11:21	58.0	13/10/2013 20:26	50.2
6/10/2013 15:06	61.4	7/10/2013 20:11	59.7	9/10/2013 21:16	54.4	11/10/2013 22:21	57.3	13/10/2013 11:26	52.0	13/10/2013 20:31	66.2
6/10/2013 15:11	61.3	7/10/2013 20:16	58.0	9/10/2013 21:21	57.8	11/10/2013 22:26	58.7	13/10/2013 11:31	51.7	13/10/2013 20:36	66.2
6/10/2013 15:16	59.8	7/10/2013 20:21	59.3	9/10/2013 21:26	66.5	11/10/2013 22:31	58.4	13/10/2013 11:36	51.0	13/10/2013 20:41	66.4
6/10/2013 15:21	62.3	7/10/2013 20:26	58.7	9/10/2013 21:31	55.0	11/10/2013 22:36	58.5	13/10/2013 11:41	56.3	13/10/2013 20:46	66.3
6/10/2013 15:26	63.4	7/10/2013 20:31	57.7	9/10/2013 21:36	58.2	11/10/2013 22:41	54.2	13/10/2013 11:46	58.3	13/10/2013 20:51	57.1
6/10/2013 15:31	59.5	7/10/2013 20:36	59.6	9/10/2013 21:41	58.2	11/10/2013 22:46	59.7	13/10/2013 11:51	60.4	13/10/2013 20:56	54.6
6/10/2013 15:36	59.2	7/10/2013 20:41	59.8	9/10/2013 21:46	51.3	11/10/2013 22:51	58.2	13/10/2013 11:56	47.1	13/10/2013 21:01	66.4
6/10/2013 15:41	58.8	7/10/2013 20:46	60.3	9/10/2013 21:51	54.4	11/10/2013 22:56	55.9	13/10/2013 12:01	47.9	13/10/2013 21:06	66.3
6/10/2013 15:46	61.5	7/10/2013 20:51	59.7	9/10/2013 21:56	57.5	12/10/2013 19:01	63.0	13/10/2013 12:06	43.1	13/10/2013 21:11	66.2
6/10/2013 15:51	64.0	7/10/2013 20:56	59.1	9/10/2013 22:01	56.8	12/10/2013 19:06	60.9	13/10/2013 12:11	53.2	13/10/2013 21:16	58.2
6/10/2013 15:56	61.0	7/10/2013 21:01	57.8	9/10/2013 22:06	54.6	12/10/2013 19:11	62.0	13/10/2013 12:16	59.1	13/10/2013 21:21	52.8
6/10/2013 16:01	61.7	7/10/2013 21:06	56.3	9/10/2013 22:11	59.3	12/10/2013 19:16	61.6	13/10/2013 12:21	59.1	13/10/2013 21:26	57.5
6/10/2013 16:06	58.9	7/10/2013 21:11	57.2	9/10/2013 22:16	59.1	12/10/2013 19:21	59.8	13/10/2013 12:26	54.6	13/10/2013 21:31	53.4
6/10/2013 16:11	59.4	7/10/2013 21:16	57.9	9/10/2013 22:21	59.9	12/10/2013 19:26	61.8	13/10/2013 12:31	44.9	13/10/2013 21:36	57.7
6/10/2013 16:16	62.1	7/10/2013 21:21	59.1	9/10/2013 22:26	59.3	12/10/2013 19:31	61.3	13/10/2013 12:36	66.4	13/10/2013 21:41	51.3
6/10/2013 16:21	61.7	7/10/2013 21:26	59.8	9/10/2013 22:31	59.1	12/10/2013 19:36	58.5	13/10/2013 12:41	66.3	13/10/2013 21:46	55.5
6/10/2013 16:26	61.7	7/10/2013 21:31	61.7	9/10/2013 22:36	55.6	12/10/2013 19:41	64.0	13/10/2013 12:46	51.3	13/10/2013 21:51	51.7
6/10/2013 16:31	61.4	7/10/2013 21:36	53.4	9/10/2013 22:41	54.7	12/10/2013 19:46	57.8	13/10/2013 12:51	52.5	13/10/2013 21:56	57.8
6/10/2013 16:36	61.1	7/10/2013 21:41	60.8	9/10/2013 22:46	57.3	12/10/2013 19:51	58.9	13/10/2013 12:56	53.7	13/10/2013 22:01	66.2
6/10/2013 16:41	62.1	7/10/2013 21:46	54.0	9/10/2013 22:51	56.8	12/10/2013 19:56	58.0	13/10/2013 13:01	60.4	13/10/2013 22:06	48.6
6/10/2013 16:46	59.5	7/10/2013 21:51	55.3	9/10/2013 22:56	55.5	12/10/2013 20:01	58.8	13/10/2013 13:06	54.6	13/10/2013 22:11	44.9
6/10/2013 16:51	59.9	7/10/2013 21:56	66.2	10/10/2013 19:01	62.8	12/10/2013 20:06	57.8	13/10/2013 13:11	53.0	13/10/2013 22:16	58.9
6/10/2013 16:56	60.9	7/10/2013 22:01	66.0	10/10/2013 19:06	62.5	12/10/2013 20:11	60.1	13/10/2013 13:16	54.6	13/10/2013 22:21	59.1
6/10/2013 17:01	60.9	7/10/2013 22:06	66.0	10/10/2013 19:11	63.5	12/10/2013 20:16	54.9	13/10/2013 13:21	66.5	13/10/2013 22:26	66.3
6/10/2013 17:06	60.6	7/10/2013 22:11	54.4	10/10/2013 19:16	63.2	12/10/2013 20:21	51.0	13/10/2013 13:26	66.4	13/10/2013 22:31	66.3
6/10/2013 17:11	59.7	7/10/2013 22:16	54.7	10/10/2013 19:21	62.6	12/10/2013 20:26	59.8	13/10/2013 13:31	52.8	13/10/2013 22:36	66.2
6/10/2013 17:16	60.3	7/10/2013 22:21	54.2	10/10/2013 19:26	62.9	12/10/2013 20:31	61.4	13/10/2013 13:36	66.2	13/10/2013 22:41	56.7
6/10/2013 17:21	60.2	7/10/2013 22:26	66.5	10/10/2013 19:31	63.4	12/10/2013 20:36	58.0	13/10/2013 13:41	66.4	13/10/2013 22:46	56.9
6/10/2013 17:26	58.9	7/10/2013 22:31	66.3	10/10/2013 19:36	61.7	12/10/2013 20:41	53.0	13/10/2013 13:46	66.5	13/10/2013 22:51	66.3
6/10/2013 17:31	61.3	7/10/2013 22:36	66.4	10/10/2013 19:41	60.6	12/10/2013 20:46	52.8	13/10/2013 13:51	66.1	13/10/2013 22:56	66.3
6/10/2013 17:36	58.0	7/10/2013 22:41	66.3	10/10/2013 19:46	62.5	12/10/2013 20:51	66.5	13/10/2013 13:56	66.4	14/10/2013 7:01	64.7
6/10/2013 17:41	62.8	7/10/2013 22:46	66.3	10/10/2013 19:51	62.1	12/10/2013 20:56	59.1	13/10/2013 14:01	52.8	14/10/2013 7:06	64.8
6/10/2013 17:46	61.2	7/10/2013 22:51	66.4	10/10/2013 19:56	61.7	12/10/2013 21:01	56.3	13/10/2013 14:06	66.3	14/10/2013 7:11	64.8
6/10/2013 17:51	61.3	7/10/2013 22:56	66.0	10/10/2013 20:01	60.9	12/10/2013 21:06	56.6	13/10/2013 14:11	65.7	14/10/2013 7:16	65.6
6/10/2013 17:56	52.5	8/10/2013 19:01	63.1	10/10/2013 20:06	60.4	12/10/2013 21:11	55.0	13/10/2013 14:16	66.5	14/10/2013 7:21	65.8
6/10/2013 18:01	59.8	8/10/2013 19:06	61.9	10/10/2013 20:11	58.1	12/10/2013 21:16	40.1	13/10/2013 14:21	66.5	14/10/2013 7:26	66.2
6/10/2013 18:06	62.4	8/10/2013 19:11	62.2	10/10/2013 20:16	59.7	12/10/2013 21:21	54.2	13/10/2013 14:26	47.9	14/10/2013 7:31	65.2
6/10/2013 18:11	58.9	8/10/2013 19:16	62.1	10/10/2013 20:21	60.7	12/10/2013 21:26	55.9	13/10/2013 14:31	55.0	14/10/2013 7:36	65.9
6/10/2013 18:16	62.0	8/10/2013 19:21	62.0	10/10/2013 20:26	61.4	12/10/2013 21:31	46.2	13/10/2013 14:36	52.2	14/10/2013 7:41	66.2
6/10/2013 18:21	61.4	8/10/2013 19:26	62.0	10/10/2013 20:31	60.7	12/10/2013 21:36	57.6	13/10/2013 14:41	66.2	14/10/2013 7:46	56.0
6/10/2013 18:26	60.7	8/10/2013 19:31	62.4	10/10/2013 20:36	60.0	12/10/2013 21:41	56.5	13/10/2013 14:46	66.0	14/10/2013 7:51	65.9
6/10/2013 18:31	61.6	8/10/2013 19:36	61.8	10/10/2013 20:41	58.5	12/10/2013 21:46	58.1	13/10/2013 14:51	53.7	14/10/2013 7:56	65.3
6/10/2013 18:36	59.5	8/10/2013 19:41	62.2	10/10/2013 20:46	59.2	12/10/2013 21:51	57.8	13/10/2013 14:56	57.6	14/10/2013 8:01	66.3
6/10/2013 18:41	63.3	8/10/2013 19:46	62.4	10/10/2013 20:51	59.6	12/10/2013 21:56	66.2	13/10/2013 15:01	66.4	14/10/2013 8:06	66.4
6/10/2013 18:46	61.3	8/10/2013 19:51	61.0	10/10/2013 20:56	51.3	12/10/2013 22:01	66.5	13/10/2013 15:06	54.4	14/10/2013 8:11	66.5
6/10/2013 18:51	60.4	8/10/2013 19:56	63.3	10/10/2013 21:01	57.1	12/10/2013 22:06	66.3	13/10/2013 15:11	66.3	14/10/2013 8:16	65.5
6/10/2013 18:56	59.3	8/10/2013 20:01	61.7	10/10/2013 21:06							

Real-time Noise Data	RTN3 (Po Leung Kuk Yu Lee Mo Fan Memorial School)				
14/10/2013 11:51 59.7	14/10/2013 20:56 66.5	16/10/2013 22:01 66.4	19/10/2013 19:06 62.3	20/10/2013 12:11 58.4	20/10/2013 21:16 58.5
14/10/2013 11:56 62.7	14/10/2013 21:01 43.1	16/10/2013 22:06 56.5	19/10/2013 19:11 60.7	20/10/2013 12:16 66.4	20/10/2013 21:21 59.4
14/10/2013 12:01 58.4	14/10/2013 21:06 66.3	16/10/2013 22:11 58.5	19/10/2013 19:16 62.2	20/10/2013 12:21 57.1	20/10/2013 21:26 58.0
14/10/2013 12:06 61.1	14/10/2013 21:11 60.5	16/10/2013 22:16 61.7	19/10/2013 19:21 62.2	20/10/2013 12:26 59.4	20/10/2013 21:31 57.0
14/10/2013 12:11 59.9	14/10/2013 21:16 66.4	16/10/2013 22:21 56.8	19/10/2013 19:26 61.9	20/10/2013 12:31 57.5	20/10/2013 21:36 54.2
14/10/2013 12:16 58.0	14/10/2013 21:21 66.2	16/10/2013 22:26 58.8	19/10/2013 19:31 62.2	20/10/2013 12:36 51.3	20/10/2013 21:41 66.3
14/10/2013 12:21 62.0	14/10/2013 21:26 58.4	16/10/2013 22:31 59.6	19/10/2013 19:36 60.8	20/10/2013 12:41 58.3	20/10/2013 21:46 66.5
14/10/2013 12:26 62.3	14/10/2013 21:31 66.5	16/10/2013 22:36 57.3	19/10/2013 19:41 60.5	20/10/2013 12:46 57.5	20/10/2013 21:51 59.2
14/10/2013 12:31 60.0	14/10/2013 21:36 66.4	16/10/2013 22:41 58.0	19/10/2013 19:46 60.1	20/10/2013 12:51 59.2	20/10/2013 21:56 56.3
14/10/2013 12:36 60.4	14/10/2013 21:41 56.5	16/10/2013 22:46 55.9	19/10/2013 19:51 61.0	20/10/2013 12:56 57.4	20/10/2013 22:01 51.7
14/10/2013 12:41 62.4	14/10/2013 21:46 58.6	16/10/2013 22:51 55.5	19/10/2013 19:56 60.6	20/10/2013 13:01 60.2	20/10/2013 22:06 66.5
14/10/2013 12:46 59.8	14/10/2013 21:51 56.1	16/10/2013 22:56 54.7	19/10/2013 20:01 59.1	20/10/2013 13:06 59.4	20/10/2013 22:11 44.9
14/10/2013 12:51 61.5	14/10/2013 21:56 52.5	17/10/2013 19:01 63.1	19/10/2013 20:06 54.0	20/10/2013 13:11 59.9	20/10/2013 22:16 57.6
14/10/2013 12:56 60.6	14/10/2013 22:01 66.3	17/10/2013 19:06 63.6	19/10/2013 20:11 57.8	20/10/2013 13:16 57.5	20/10/2013 22:21 58.4
14/10/2013 13:01 59.3	14/10/2013 22:06 66.3	17/10/2013 19:11 63.3	19/10/2013 20:16 59.7	20/10/2013 13:21 58.1	20/10/2013 22:26 55.6
14/10/2013 13:06 61.5	14/10/2013 22:11 52.0	17/10/2013 19:16 63.3	19/10/2013 20:21 55.7	20/10/2013 13:26 59.6	20/10/2013 22:31 55.0
14/10/2013 13:11 56.3	14/10/2013 22:16 66.4	17/10/2013 19:21 61.0	19/10/2013 20:26 58.3	20/10/2013 13:31 57.6	20/10/2013 22:36 58.0
14/10/2013 13:16 59.7	14/10/2013 22:21 66.0	17/10/2013 19:26 62.6	19/10/2013 20:31 56.8	20/10/2013 13:36 56.6	20/10/2013 22:41 53.7
14/10/2013 13:21 56.9	14/10/2013 22:26 49.2	17/10/2013 19:31 63.3	19/10/2013 20:36 54.0	20/10/2013 13:41 51.3	20/10/2013 22:46 56.3
14/10/2013 13:26 59.0	14/10/2013 22:31 66.3	17/10/2013 19:36 62.1	19/10/2013 20:41 53.2	20/10/2013 13:46 46.2	20/10/2013 22:51 66.3
14/10/2013 13:31 59.4	14/10/2013 22:36 53.4	17/10/2013 19:41 61.8	19/10/2013 20:46 60.2	20/10/2013 13:51 56.1	20/10/2013 22:56 48.6
14/10/2013 13:36 58.7	14/10/2013 22:41 50.6	17/10/2013 19:46 61.6	19/10/2013 20:51 56.9	20/10/2013 13:56 54.2	21/10/2013 19:01 63.3
14/10/2013 13:41 58.2	14/10/2013 22:46 66.1	17/10/2013 19:51 65.4	19/10/2013 20:56 56.9	20/10/2013 14:01 56.1	21/10/2013 19:06 62.4
14/10/2013 13:46 60.0	14/10/2013 22:51 66.0	17/10/2013 19:56 61.7	19/10/2013 21:01 58.0	20/10/2013 14:06 59.1	21/10/2013 19:11 61.7
14/10/2013 13:51 55.6	14/10/2013 22:56 65.7	17/10/2013 20:01 61.7	19/10/2013 21:06 58.7	20/10/2013 14:11 54.6	21/10/2013 19:16 62.3
14/10/2013 13:56 54.7	15/10/2013 19:01 61.0	17/10/2013 20:06 63.2	19/10/2013 21:11 56.6	20/10/2013 14:16 58.8	21/10/2013 19:21 63.5
14/10/2013 14:01 60.3	15/10/2013 19:06 60.7	17/10/2013 20:11 61.2	19/10/2013 21:16 57.6	20/10/2013 14:21 57.7	21/10/2013 19:26 62.8
14/10/2013 14:06 62.7	15/10/2013 19:11 61.8	17/10/2013 20:16 63.1	19/10/2013 21:21 56.5	20/10/2013 14:26 66.4	21/10/2013 19:31 63.1
14/10/2013 14:11 60.4	15/10/2013 19:16 62.4	17/10/2013 20:21 62.0	19/10/2013 21:26 53.4	20/10/2013 14:31 50.6	21/10/2013 19:36 63.5
14/10/2013 14:16 60.2	15/10/2013 19:21 61.7	17/10/2013 20:26 62.8	19/10/2013 21:31 59.0	20/10/2013 14:36 52.5	21/10/2013 19:41 62.5
14/10/2013 14:21 62.6	15/10/2013 19:26 62.5	17/10/2013 20:31 61.4	19/10/2013 21:36 58.4	20/10/2013 14:41 54.9	21/10/2013 19:46 63.5
14/10/2013 14:26 60.9	15/10/2013 19:31 62.2	17/10/2013 20:36 62.3	19/10/2013 21:41 55.6	20/10/2013 14:46 49.7	21/10/2013 19:51 61.6
14/10/2013 14:31 58.7	15/10/2013 19:36 61.6	17/10/2013 20:41 57.3	19/10/2013 21:46 64.0	20/10/2013 14:51 55.6	21/10/2013 19:56 62.4
14/10/2013 14:36 61.4	15/10/2013 19:41 63.1	17/10/2013 20:46 61.0	19/10/2013 21:51 57.5	20/10/2013 14:56 56.7	21/10/2013 20:01 63.8
14/10/2013 14:41 59.6	15/10/2013 19:46 61.1	17/10/2013 20:51 61.4	19/10/2013 21:56 56.0	20/10/2013 15:01 66.2	21/10/2013 20:06 63.0
14/10/2013 14:46 58.6	15/10/2013 19:51 61.3	17/10/2013 20:56 56.6	19/10/2013 22:01 60.2	20/10/2013 15:06 59.3	21/10/2013 20:11 62.4
14/10/2013 14:51 60.3	15/10/2013 19:56 61.8	17/10/2013 21:01 60.2	19/10/2013 22:06 58.7	20/10/2013 15:11 57.4	21/10/2013 20:16 62.7
14/10/2013 14:56 60.8	15/10/2013 20:01 59.9	17/10/2013 21:06 59.8	19/10/2013 22:11 56.0	20/10/2013 15:16 66.4	21/10/2013 20:21 61.2
14/10/2013 15:01 57.5	15/10/2013 20:06 59.4	17/10/2013 21:11 59.9	19/10/2013 22:16 58.7	20/10/2013 15:21 62.7	21/10/2013 20:26 60.6
14/10/2013 15:06 59.1	15/10/2013 20:11 62.0	17/10/2013 21:16 57.2	19/10/2013 22:21 57.0	20/10/2013 15:26 60.0	21/10/2013 20:31 58.0
14/10/2013 15:11 60.6	15/10/2013 20:16 60.2	17/10/2013 21:21 60.9	19/10/2013 22:26 60.8	20/10/2013 15:31 61.5	21/10/2013 20:36 61.4
14/10/2013 15:16 60.8	15/10/2013 20:21 61.9	17/10/2013 21:26 56.7	19/10/2013 22:31 59.6	20/10/2013 15:36 59.4	21/10/2013 20:41 61.4
14/10/2013 15:21 58.0	15/10/2013 20:26 61.4	17/10/2013 21:31 60.7	19/10/2013 22:36 55.3	20/10/2013 15:41 56.8	21/10/2013 20:46 62.1
14/10/2013 15:26 56.5	15/10/2013 20:31 60.8	17/10/2013 21:36 60.6	19/10/2013 22:41 62.5	20/10/2013 15:46 58.5	21/10/2013 20:51 61.7
14/10/2013 15:31 61.3	15/10/2013 20:36 62.1	17/10/2013 21:41 59.8	19/10/2013 22:46 46.6	20/10/2013 15:51 62.4	21/10/2013 20:56 58.7
14/10/2013 15:36 60.3	15/10/2013 20:41 62.3	17/10/2013 21:46 59.6	19/10/2013 22:51 59.1	20/10/2013 15:56 56.7	21/10/2013 21:01 60.3
14/10/2013 15:41 58.2	15/10/2013 20:46 61.8	17/10/2013 21:51 58.3	19/10/2013 22:56 60.2	20/10/2013 16:01 57.2	21/10/2013 21:06 56.3
14/10/2013 15:46 60.9	15/10/2013 20:51 48.6	17/10/2013 21:56 60.1	20/10/2013 7:01 65.4	20/10/2013 16:06 51.7	21/10/2013 21:11 57.0
14/10/2013 15:51 60.1	15/10/2013 20:56 54.0	17/10/2013 22:01 60.3	20/10/2013 7:06 65.8	20/10/2013 16:11 55.9	21/10/2013 21:16 59.6
14/10/2013 15:56 62.3	15/10/2013 21:01 59.9	17/10/2013 22:06 60.9	20/10/2013 7:11 65.2	20/10/2013 16:16 44.9	21/10/2013 21:21 59.7
14/10/2013 16:01 59.7	15/10/2013 21:06 59.7	17/10/2013 22:11 59.6	20/10/2013 7:16 65.4	20/10/2013 16:21 66.4	21/10/2013 21:26 59.7
14/10/2013 16:06 59.7	15/10/2013 21:11 66.2	17/10/2013 22:16 59.3	20/10/2013 7:21 65.5	20/10/2013 16:26 52.5	21/10/2013 21:31 60.3
14/10/2013 16:11 59.8	15/10/2013 21:16 56.1	17/10/2013 22:21 60.0	20/10/2013 7:26 66.3	20/10/2013 16:31 52.2	21/10/2013 21:36 60.2
14/10/2013 16:16 60.7	15/10/2013 21:21 60.2	17/10/2013 22:26 59.0	20/10/2013 7:31 66.1	20/10/2013 16:36 49.2	21/10/2013 21:41 63.3
14/10/2013 16:21 56.0	15/10/2013 21:26 59.0	17/10/2013 22:31 60.1	20/10/2013 7:36 65.9	20/10/2013 16:41 52.0	21/10/2013 21:46 57.8
14/10/2013 16:26 58.9	15/10/2013 21:31 57.7	17/10/2013 22:36 59.7	20/10/2013 7:41 66.5	20/10/2013 16:46 50.6	21/10/2013 21:51 58.8
14/10/2013 16:31 59.0	15/10/2013 21:36 57.7	17/10/2013 22:41 61.8	20/10/2013 7:46 65.6	20/10/2013 16:51 57.0	21/10/2013 21:56 59.6
14/10/2013 16:36 60.8	15/10/2013 21:41 60.3	17/10/2013 22:46 60.5	20/10/2013 7:51 65.5	20/10/2013 16:56 66.1	21/10/2013 22:01 59.2
14/10/2013 16:41 56.2	15/10/2013 21:46 57.7	17/10/2013 22:51 52.5	20/10/2013 7:56 66.3	20/10/2013 17:01 47.1	21/10/2013 22:06 58.1
14/10/2013 16:46 62.4	15/10/2013 21:51 58.0	17/10/2013 22:56 56.3	20/10/2013 8:01 66.1	20/10/2013 17:06 66.1	21/10/2013 22:11 60.4
14/10/2013 16:51 59.8	15/10/2013 21:56 59.8	18/10/2013 19:01 62.8	20/10/2013 8:06 65.4	20/10/2013 17:11 58.9	21/10/2013 22:16 59.3
14/10/2013 16:56 61.7	15/10/2013 22:01 58.0	18/10/2013 19:06 60.0	20/10/2013 8:11 62.3	20/10/2013 17:16 57.4	21/10/2013 22:21 61.7
14/10/2013 17:01 56.1	15/10/2013 22:06 56.2	18/10/2013 19:11 62.5	20/10/2013 8:16 65.9	20/10/2013 17:21 52.8	21/10/2013 22:26 57.1
14/10/2013 17:06 59.8	15/10/2013 22:11 56.0	18/10/2013 19:16 57.4	20/10/2013 8:21 57.9	20/10/2013 17:26 49.2	21/10/2013 22:31 61.1
14/10/2013 17:11 60.5	15/10/2013 22:16 58.2	18/10/2013 19:21 53.7	20/10/2013 8:26 60.5	20/10/2013 17:31 53.9	21/10/2013 22:36 58.5
14/10/2013 17:16 59.3	15/10/2013 22:21 44.9	18/10/2013 19:26 60.4	20/10/2013 8:31 40.1	20/10/2013 17:36 58.8	21/10/2013 22:41 57.1
14/10/2013 17:21 62.2	15/10/2013 22:26 61.8	18/10/2013 19:31 62.4	20/10/2013 8:36 66.4	20/10/2013 17:41 66.4	21/10/2013 22:46 60.2
14/10/2013 17:26 58.9	15/10/2013 22:31 60.4	18/10/2013 19:36 62.1	20/10/2013 8:41 59.6	20/10/2013 17:46 66.4	21/10/2013 22:51 56.1
14/10/2013 17:31 58.7	15/10/2013 22:36 59.7	18/10/2013 19:41 61.4	20/10/2013 8:46 40.1	20/10/2013 17:51 55.0	21/10/2013 22:56 60.2
14/10/2013 17:36 60.7	15/10/2013 22:41 57.2	18/10/2013 19:46 63.5	20/10/2013 8:51 62.5	20/10/2013 17:56 65.4	22/10/2013 19:01 63.0
14/10/2013 17:41 58.9	15/10/2013 22:46 52.0	18/10/2013 19:51 63.1	20/10/2013 8:56 56.9	20/10/2013 18:01 66.4	22/10/2013 19:06 60.8
14/10/2013 17:46 60.8	15/10/2013 22:51 54.4	18/10/2013 19:56 63.1	20/10/2013 9:01 59.1	20/10/2013 18:06 65.6	22/10/2013 19:11 61.6
14/10/2013 17:51 55.9	15/10/2013 22:56 57.0	18/10/2013 20:01 64.2	20/10/2013 9:06 62.8	20/10/2013 18:11 66.3	22/10/2013 19:16 62.0
14/10/2013 17:56 47.1	16/10/2013 19:01 64.8	18/10/2013 20:06 62.8	20/10/2013 9:11 49.7	20/10/2013 18:16 66.1	22/10/2013 19:21 61.5
14/10/2013 18:01 55.9	16/10/2013 19:06 63.4	18/10/2013 20:11 63.4	20/10/2013 9:16 61.1	20/10/2013 18:21 47.9	22/10/2013 19:26 62.0
14/10/2013 18:06 56.5	16/10/2013 19:11 63.5	18/10/2013 20:16 60.4	20/10/2013 9:21 60.6	20/10/2013 18:26 66.3	22/10/2013 19:31 62.0
14/10/2013 18:11 55.9	16/10/2013 19:16 63.2	18/10/2013 20:21 63.0			

Real-time Noise Data	RTN3 (Po Leung Kuk Yu Lee Mo Fan Memorial School)				
22/10/2013 22:21 55.3	25/10/2013 19:26 61.8	27/10/2013 8:31 56.6	27/10/2013 17:36 66.0	28/9/2013 3:26 53.5	29/9/2013 4:31 62.7
22/10/2013 22:26 57.7	25/10/2013 19:31 63.0	27/10/2013 8:36 49.2	27/10/2013 17:41 50.2	28/9/2013 3:31 58.8	29/9/2013 4:36 62.2
22/10/2013 22:31 59.4	25/10/2013 19:36 63.1	27/10/2013 8:41 60.1	27/10/2013 17:46 66.4	28/9/2013 3:36 59.1	29/9/2013 4:41 62.8
22/10/2013 22:36 59.8	25/10/2013 19:41 62.6	27/10/2013 8:46 56.8	27/10/2013 17:51 66.3	28/9/2013 3:41 53.2	29/9/2013 4:46 58.4
22/10/2013 22:41 58.0	25/10/2013 19:46 60.8	27/10/2013 8:51 55.7	27/10/2013 17:56 66.2	28/9/2013 3:46 51.6	29/9/2013 4:51 57.7
22/10/2013 22:46 58.9	25/10/2013 19:51 61.9	27/10/2013 8:56 61.6	27/10/2013 18:01 66.3	28/9/2013 3:51 63.0	29/9/2013 4:56 62.8
22/10/2013 22:51 66.4	25/10/2013 19:56 62.3	27/10/2013 9:01 53.0	27/10/2013 18:06 55.6	28/9/2013 3:56 50.0	29/9/2013 5:01 62.0
22/10/2013 22:56 58.2	25/10/2013 20:01 62.1	27/10/2013 9:06 57.0	27/10/2013 18:11 59.8	28/9/2013 4:01 63.1	29/9/2013 5:06 55.0
23/10/2013 19:01 64.4	25/10/2013 20:06 62.3	27/10/2013 9:11 54.6	27/10/2013 18:16 54.9	28/9/2013 4:06 56.1	29/9/2013 5:11 62.3
23/10/2013 19:06 62.8	25/10/2013 20:11 60.2	27/10/2013 9:16 58.7	27/10/2013 18:21 60.1	28/9/2013 4:11 52.2	29/9/2013 5:16 56.9
23/10/2013 19:11 64.0	25/10/2013 20:16 62.6	27/10/2013 9:21 58.7	27/10/2013 18:26 59.3	28/9/2013 4:16 62.7	29/9/2013 5:21 47.8
23/10/2013 19:16 62.6	25/10/2013 20:21 61.5	27/10/2013 9:26 56.8	27/10/2013 18:31 61.2	28/9/2013 4:21 52.6	29/9/2013 5:26 55.6
23/10/2013 19:21 62.7	25/10/2013 20:26 60.4	27/10/2013 9:31 56.9	27/10/2013 18:36 58.4	28/9/2013 4:26 47.9	29/9/2013 5:31 62.8
23/10/2013 19:26 63.0	25/10/2013 20:31 60.6	27/10/2013 9:36 61.7	27/10/2013 18:41 61.6	28/9/2013 4:31 62.5	29/9/2013 5:36 56.2
23/10/2013 19:31 63.2	25/10/2013 20:36 60.2	27/10/2013 9:41 58.4	27/10/2013 18:46 61.4	28/9/2013 4:36 62.7	29/9/2013 5:41 53.5
23/10/2013 19:36 62.2	25/10/2013 20:41 61.9	27/10/2013 9:46 71.1	27/10/2013 18:51 58.1	28/9/2013 4:41 50.5	29/9/2013 5:46 56.3
23/10/2013 19:41 63.2	25/10/2013 20:46 61.0	27/10/2013 9:51 67.5	27/10/2013 18:56 61.1	28/9/2013 4:46 62.7	29/9/2013 5:51 53.6
23/10/2013 19:46 65.0	25/10/2013 20:51 61.3	27/10/2013 9:56 61.5	27/10/2013 19:01 59.4	28/9/2013 4:51 54.2	29/9/2013 5:56 56.6
23/10/2013 19:51 61.8	25/10/2013 20:56 65.5	27/10/2013 10:01 58.4	27/10/2013 19:06 59.1	28/9/2013 4:56 63.0	29/9/2013 6:01 54.0
23/10/2013 19:56 60.5	25/10/2013 21:01 59.8	27/10/2013 10:06 58.3	27/10/2013 19:11 60.9	28/9/2013 5:01 62.9	29/9/2013 6:06 58.7
23/10/2013 20:01 63.5	25/10/2013 21:06 59.7	27/10/2013 10:11 59.6	27/10/2013 19:16 60.6	28/9/2013 5:06 54.5	29/9/2013 6:11 60.5
23/10/2013 20:06 61.2	25/10/2013 21:11 59.4	27/10/2013 10:16 58.8	27/10/2013 19:21 59.9	28/9/2013 5:11 57.9	29/9/2013 6:16 60.2
23/10/2013 20:11 62.6	25/10/2013 21:16 60.5	27/10/2013 10:21 62.4	27/10/2013 19:26 59.8	28/9/2013 5:16 62.5	29/9/2013 6:21 59.3
23/10/2013 20:16 61.3	25/10/2013 21:21 63.1	27/10/2013 10:26 59.8	27/10/2013 19:31 59.3	28/9/2013 5:21 54.6	29/9/2013 6:26 62.0
23/10/2013 20:21 61.7	25/10/2013 21:26 59.0	27/10/2013 10:31 60.5	27/10/2013 19:36 58.4	28/9/2013 5:26 62.8	29/9/2013 6:31 62.0
23/10/2013 20:26 58.7	25/10/2013 21:31 57.3	27/10/2013 10:36 61.4	27/10/2013 19:41 56.8	28/9/2013 5:31 63.0	29/9/2013 6:36 61.5
23/10/2013 20:31 59.4	25/10/2013 21:36 61.6	27/10/2013 10:41 61.5	27/10/2013 19:46 61.1	28/9/2013 5:36 56.4	29/9/2013 6:41 63.0
23/10/2013 20:36 59.4	25/10/2013 21:41 62.0	27/10/2013 10:46 63.5	27/10/2013 19:51 58.2	28/9/2013 5:41 62.8	29/9/2013 6:46 60.9
23/10/2013 20:41 61.4	25/10/2013 21:46 59.5	27/10/2013 10:51 59.7	27/10/2013 19:56 55.0	28/9/2013 5:46 55.9	29/9/2013 6:51 63.1
23/10/2013 20:46 59.3	25/10/2013 21:51 59.0	27/10/2013 10:56 60.4	27/10/2013 20:01 66.4	28/9/2013 5:51 54.7	29/9/2013 6:56 62.9
23/10/2013 20:51 59.9	25/10/2013 21:56 62.4	27/10/2013 11:01 59.1	27/10/2013 20:06 59.6	28/9/2013 5:56 58.0	29/9/2013 7:01 66.7
23/10/2013 20:56 61.4	25/10/2013 22:01 63.1	27/10/2013 11:06 58.4	27/10/2013 20:11 44.9	28/9/2013 6:01 55.9	29/9/2013 7:06 65.0
23/10/2013 21:01 60.8	25/10/2013 22:06 59.6	27/10/2013 11:11 58.3	27/10/2013 20:16 59.5	28/9/2013 6:06 58.5	29/9/2013 7:11 65.8
23/10/2013 21:06 52.5	25/10/2013 22:11 60.8	27/10/2013 11:16 59.7	27/10/2013 20:21 66.3	28/9/2013 6:11 61.8	29/9/2013 7:16 66.3
23/10/2013 21:11 58.9	25/10/2013 22:16 58.1	27/10/2013 11:21 66.4	27/10/2013 20:26 58.9	28/9/2013 6:16 60.4	29/9/2013 7:21 66.5
23/10/2013 21:16 56.8	25/10/2013 22:21 62.2	27/10/2013 11:26 59.6	27/10/2013 20:31 53.0	28/9/2013 6:21 63.5	29/9/2013 7:26 66.2
23/10/2013 21:21 59.5	25/10/2013 22:26 59.1	27/10/2013 11:31 60.0	27/10/2013 20:36 58.8	28/9/2013 6:26 62.2	29/9/2013 7:31 66.1
23/10/2013 21:26 61.1	25/10/2013 22:31 60.5	27/10/2013 11:36 60.3	27/10/2013 20:41 58.9	28/9/2013 6:31 61.5	29/9/2013 7:36 65.9
23/10/2013 21:31 58.5	25/10/2013 22:36 60.9	27/10/2013 11:41 58.7	27/10/2013 20:46 55.3	28/9/2013 6:36 64.4	29/9/2013 7:41 66.3
23/10/2013 21:36 61.1	25/10/2013 22:41 59.0	27/10/2013 11:46 60.1	27/10/2013 20:51 58.7	28/9/2013 6:41 64.7	29/9/2013 7:46 65.4
23/10/2013 21:41 59.6	25/10/2013 22:46 61.7	27/10/2013 11:51 61.6	27/10/2013 20:56 54.2	28/9/2013 6:46 65.0	29/9/2013 7:51 65.5
23/10/2013 21:46 61.9	25/10/2013 22:51 60.8	27/10/2013 11:56 59.0	27/10/2013 21:01 53.2	28/9/2013 6:51 64.4	29/9/2013 7:56 65.5
23/10/2013 21:51 62.3	25/10/2013 22:56 59.3	27/10/2013 12:01 46.2	27/10/2013 21:06 59.4	28/9/2013 6:56 64.0	30/9/2013 0:01 65.6
23/10/2013 21:56 58.7	26/10/2013 19:01 60.5	27/10/2013 12:06 60.4	27/10/2013 21:11 66.3	28/9/2013 7:01 64.2	30/9/2013 0:06 65.0
23/10/2013 22:01 61.8	26/10/2013 19:06 61.2	27/10/2013 12:11 58.3	27/10/2013 21:16 57.7	28/9/2013 7:06 64.8	30/9/2013 0:11 63.8
23/10/2013 22:06 62.2	26/10/2013 19:11 62.0	27/10/2013 12:16 66.5	27/10/2013 21:21 58.6	28/9/2013 7:11 64.6	30/9/2013 0:16 64.4
23/10/2013 22:11 60.1	26/10/2013 19:16 63.0	27/10/2013 12:21 56.9	27/10/2013 21:26 59.5	28/9/2013 7:16 64.3	30/9/2013 0:21 65.4
23/10/2013 22:16 61.2	26/10/2013 19:21 61.8	27/10/2013 12:26 52.0	27/10/2013 21:31 66.4	28/9/2013 7:21 63.9	30/9/2013 0:26 64.0
23/10/2013 22:21 60.2	26/10/2013 19:26 61.6	27/10/2013 12:31 61.3	27/10/2013 21:36 51.3	28/9/2013 7:26 64.7	30/9/2013 0:31 64.1
23/10/2013 22:26 62.7	26/10/2013 19:31 61.4	27/10/2013 12:36 57.5	27/10/2013 21:41 58.4	28/9/2013 7:31 64.3	30/9/2013 0:36 62.8
23/10/2013 22:31 63.5	26/10/2013 19:36 61.1	27/10/2013 12:41 58.7	27/10/2013 21:46 57.8	28/9/2013 7:36 65.9	30/9/2013 0:41 63.6
23/10/2013 22:36 58.0	26/10/2013 19:41 60.6	27/10/2013 12:46 57.8	27/10/2013 21:51 56.3	28/9/2013 7:41 64.3	30/9/2013 0:46 62.3
23/10/2013 22:41 60.7	26/10/2013 19:46 60.0	27/10/2013 12:51 53.7	27/10/2013 21:56 57.3	28/9/2013 7:46 65.4	30/9/2013 0:51 61.3
23/10/2013 22:46 61.3	26/10/2013 19:51 58.8	27/10/2013 12:56 54.4	27/10/2013 22:01 56.5	28/9/2013 7:51 64.2	30/9/2013 0:56 62.1
23/10/2013 22:51 60.7	26/10/2013 19:56 58.7	27/10/2013 13:01 61.7	27/10/2013 22:06 56.2	28/9/2013 7:56 65.1	30/9/2013 1:01 61.8
23/10/2013 22:56 61.7	26/10/2013 20:01 59.7	27/10/2013 13:06 61.0	27/10/2013 22:11 57.5	29/9/2013 0:01 65.5	30/9/2013 1:06 60.6
24/10/2013 19:01 63.0	26/10/2013 20:06 58.7	27/10/2013 13:11 58.4	27/10/2013 22:16 53.9	29/9/2013 0:06 64.9	30/9/2013 1:11 60.5
24/10/2013 19:06 62.6	26/10/2013 20:11 56.9	27/10/2013 13:16 57.4	27/10/2013 22:21 55.3	29/9/2013 0:11 65.3	30/9/2013 1:16 57.2
24/10/2013 19:11 63.1	26/10/2013 20:16 60.7	27/10/2013 13:21 60.7	27/10/2013 22:26 66.6	29/9/2013 0:16 65.0	30/9/2013 1:21 60.2
24/10/2013 19:16 61.9	26/10/2013 20:21 60.3	27/10/2013 13:26 60.7	27/10/2013 22:31 62.6	29/9/2013 0:21 64.3	30/9/2013 1:26 57.7
24/10/2013 19:21 63.3	26/10/2013 20:26 47.1	27/10/2013 13:31 58.2	27/10/2013 22:36 50.6	29/9/2013 0:26 64.8	30/9/2013 1:31 55.0
24/10/2013 19:26 62.1	26/10/2013 20:31 58.7	27/10/2013 13:36 48.6	27/10/2013 22:41 58.1	29/9/2013 0:31 64.6	30/9/2013 1:36 57.7
24/10/2013 19:31 62.2	26/10/2013 20:36 57.6	27/10/2013 13:41 58.2	27/10/2013 22:46 56.6	29/9/2013 0:36 68.6	30/9/2013 1:41 58.8
24/10/2013 19:36 63.2	26/10/2013 20:41 56.3	27/10/2013 13:46 60.6	27/10/2013 22:51 66.0	29/9/2013 0:41 64.7	30/9/2013 1:46 63.0
24/10/2013 19:41 61.6	26/10/2013 20:46 52.0	27/10/2013 13:51 58.4	27/10/2013 22:56 52.8	29/9/2013 0:46 63.7	30/9/2013 1:51 56.9
24/10/2013 19:46 65.6	26/10/2013 20:51 54.2	27/10/2013 13:56 58.9		29/9/2013 0:51 64.9	30/9/2013 1:56 62.0
24/10/2013 19:51 61.7	26/10/2013 20:56 56.0	27/10/2013 14:01 60.7		29/9/2013 0:56 62.1	30/9/2013 2:01 50.3
24/10/2013 19:56 61.4	26/10/2013 21:01 66.3	27/10/2013 14:06 59.1		29/9/2013 1:01 63.6	30/9/2013 2:06 63.1
24/10/2013 20:01 63.1	26/10/2013 21:06 58.9	27/10/2013 14:11 60.1	28/9/2013 0:01 63.6	29/9/2013 1:06 62.3	30/9/2013 2:11 50.8
24/10/2013 20:06 63.0	26/10/2013 21:11 50.2	27/10/2013 14:16 59.4	28/9/2013 0:06 64.1	29/9/2013 1:11 62.3	30/9/2013 2:16 62.4
24/10/2013 20:11 62.3	26/10/2013 21:16 56.2	27/10/2013 14:21 60.3	28/9/2013 0:11 62.9	29/9/2013 1:16 61.8	30/9/2013 2:21 62.9
24/10/2013 20:16 60.0	26/10/2013 21:21 58.8	27/10/2013 14:26 59.6	28/9/2013 0:16 64.2	29/9/2013 1:21 61.2	30/9/2013 2:26 63.1
24/10/2013 20:21 61.5	26/10/2013 21:26 58.5	27/10/2013 14:31 61.2	28/9/2013 0:21 64.2	29/9/2013 1:26 60.4	30/9/2013 2:31 62.5
24/10/2013 20:26 60.9	26/10/2013 21:31 55.9	27/10/2013 14:36 58.2	28/9/2013 0:26 63.2	29/9/2013 1:31 62.4	30/9/2013 2:36 62.7
24/10/2013 20:31 61.2	26/10/2013 21:36 61.0	27/10/2013 14:41 59.0	28/9/2013 0:31 63.8	29/9/2013 1:36 62.9	30/9/2013 2:41 62.8
24/10/2013 20:36 61.2	26/10/2013 21:41 56.2	27/10/2013 14:46 66.4	28/9/2013 0:36 62.6	29/9/2013 1:41 59.9	30/9/2013 2:46 61.3
24/10/2013 20:41 61.8	26/10/2013 21:46 57.4	27/10/2013 14:51 58.5	28/9/2013 0:41 62.8	29/9/2013 1:46 61.2	30/9/2013 2:51 62.7
24/10/2013 20:46 58.9	26/10/2013 21:51 57.5	27/10/2013 14:56 58.8	28/9/2013 0:46 63.8	29/9/2013 1:51 61.3	30/9/2013 2:56 61.8
24/10/2013 20:51 60.6	26/10/2013 21:56 57.2	27/10/2013 15:01 53.2	28/9/2013 0:51 61.9	29/9/2013 1:56 6	

Real-time Noise Data		RTN3 (Po Leung Kuk Yu Lee Mo Fan Memorial School)									
30/9/2013 5:36	62.7	1/10/2013 6:41	63.1	2/10/2013 23:46	63.7	4/10/2013 0:51	58.0	5/10/2013 1:56	61.2	6/10/2013 3:01	57.1
30/9/2013 5:41	56.3	1/10/2013 6:46	63.8	2/10/2013 23:51	63.3	4/10/2013 0:56	60.5	5/10/2013 2:01	66.4	6/10/2013 3:06	55.0
30/9/2013 5:46	58.9	1/10/2013 6:51	63.9	2/10/2013 23:56	62.1	4/10/2013 1:01	56.4	5/10/2013 2:06	58.8	6/10/2013 3:11	52.6
30/9/2013 5:51	59.8	1/10/2013 6:56	64.3	3/10/2013 0:01	62.8	4/10/2013 1:06	57.1	5/10/2013 2:11	58.5	6/10/2013 3:16	57.1
30/9/2013 5:56	61.1	1/10/2013 23:01	63.2	3/10/2013 0:06	63.0	4/10/2013 1:11	57.4	5/10/2013 2:16	61.7	6/10/2013 3:21	53.7
30/9/2013 6:01	61.2	1/10/2013 23:06	64.0	3/10/2013 0:11	62.9	4/10/2013 1:16	53.8	5/10/2013 2:21	56.3	6/10/2013 3:26	56.0
30/9/2013 6:06	57.9	1/10/2013 23:11	63.1	3/10/2013 0:16	63.2	4/10/2013 1:21	56.9	5/10/2013 2:26	57.9	6/10/2013 3:31	51.5
30/9/2013 6:11	61.9	1/10/2013 23:16	63.5	3/10/2013 0:21	62.1	4/10/2013 1:26	61.0	5/10/2013 2:31	59.5	6/10/2013 3:36	57.0
30/9/2013 6:16	62.3	1/10/2013 23:21	63.4	3/10/2013 0:26	62.8	4/10/2013 1:31	55.3	5/10/2013 2:36	58.4	6/10/2013 3:41	52.5
30/9/2013 6:21	65.6	1/10/2013 23:26	63.8	3/10/2013 0:31	62.2	4/10/2013 1:36	58.2	5/10/2013 2:41	59.0	6/10/2013 3:46	51.9
30/9/2013 6:26	64.3	1/10/2013 23:31	63.3	3/10/2013 0:36	60.9	4/10/2013 1:41	55.6	5/10/2013 2:46	57.8	6/10/2013 3:51	51.8
30/9/2013 6:31	66.0	1/10/2013 23:36	62.9	3/10/2013 0:41	61.4	4/10/2013 1:46	59.2	5/10/2013 2:51	52.8	6/10/2013 3:56	62.5
30/9/2013 6:36	65.9	1/10/2013 23:41	64.0	3/10/2013 0:46	62.1	4/10/2013 1:51	52.9	5/10/2013 2:56	56.0	6/10/2013 4:01	63.1
30/9/2013 6:41	66.8	1/10/2013 23:46	61.4	3/10/2013 0:51	59.7	4/10/2013 1:56	52.3	5/10/2013 3:01	56.8	6/10/2013 4:06	62.8
30/9/2013 6:46	67.4	1/10/2013 23:51	65.0	3/10/2013 0:56	59.6	4/10/2013 2:01	62.5	5/10/2013 3:06	56.6	6/10/2013 4:11	62.6
30/9/2013 6:51	67.3	1/10/2013 23:56	62.3	3/10/2013 1:01	61.0	4/10/2013 2:06	61.4	5/10/2013 3:11	58.1	6/10/2013 4:16	62.9
30/9/2013 6:56	68.4	2/10/2013 0:01	62.4	3/10/2013 1:06	56.8	4/10/2013 2:11	62.5	5/10/2013 3:16	48.3	6/10/2013 4:21	63.0
30/9/2013 23:01	66.3	2/10/2013 0:06	63.8	3/10/2013 1:11	58.7	4/10/2013 2:16	60.4	5/10/2013 3:21	55.6	6/10/2013 4:26	63.1
30/9/2013 23:06	67.4	2/10/2013 0:11	62.9	3/10/2013 1:16	57.1	4/10/2013 2:21	48.3	5/10/2013 3:26	63.1	6/10/2013 4:31	62.5
30/9/2013 23:11	66.5	2/10/2013 0:16	62.4	3/10/2013 1:21	59.2	4/10/2013 2:26	63.0	5/10/2013 3:31	51.9	6/10/2013 4:36	62.8
30/9/2013 23:16	67.0	2/10/2013 0:21	60.1	3/10/2013 1:26	57.6	4/10/2013 2:31	62.5	5/10/2013 3:36	62.6	6/10/2013 4:41	62.8
30/9/2013 23:21	67.3	2/10/2013 0:26	60.7	3/10/2013 1:31	54.3	4/10/2013 2:36	62.4	5/10/2013 3:41	53.5	6/10/2013 4:46	44.5
30/9/2013 23:26	67.5	2/10/2013 0:31	61.8	3/10/2013 1:36	57.3	4/10/2013 2:41	62.2	5/10/2013 3:46	63.1	6/10/2013 4:51	59.4
30/9/2013 23:31	68.0	2/10/2013 0:36	58.2	3/10/2013 1:41	55.1	4/10/2013 2:46	62.6	5/10/2013 3:51	48.3	6/10/2013 4:56	61.5
30/9/2013 23:36	67.0	2/10/2013 0:41	60.3	3/10/2013 1:46	53.1	4/10/2013 2:51	62.6	5/10/2013 3:56	51.8	6/10/2013 5:01	63.1
30/9/2013 23:41	67.4	2/10/2013 0:46	60.4	3/10/2013 1:51	52.1	4/10/2013 2:56	62.7	5/10/2013 4:01	62.0	6/10/2013 5:06	52.7
30/9/2013 23:46	66.3	2/10/2013 0:51	56.4	3/10/2013 1:56	49.4	4/10/2013 3:01	61.8	5/10/2013 4:06	36.7	6/10/2013 5:11	62.6
30/9/2013 23:51	66.9	2/10/2013 0:56	52.9	3/10/2013 2:01	62.6	4/10/2013 3:06	61.9	5/10/2013 4:11	47.9	6/10/2013 5:16	62.8
30/9/2013 23:56	66.4	2/10/2013 1:01	55.5	3/10/2013 2:06	62.1	4/10/2013 3:11	61.3	5/10/2013 4:16	47.2	6/10/2013 5:21	47.9
1/10/2013 0:01	67.2	2/10/2013 1:06	54.7	3/10/2013 2:11	49.1	4/10/2013 3:16	61.4	5/10/2013 4:21	62.6	6/10/2013 5:26	63.0
1/10/2013 0:06	66.0	2/10/2013 1:11	48.8	3/10/2013 2:16	62.2	4/10/2013 3:21	60.7	5/10/2013 4:26	47.6	6/10/2013 5:31	61.9
1/10/2013 0:11	66.2	2/10/2013 1:16	51.2	3/10/2013 2:21	63.0	4/10/2013 3:26	60.8	5/10/2013 4:31	62.4	6/10/2013 5:36	49.8
1/10/2013 0:16	66.6	2/10/2013 1:21	53.5	3/10/2013 2:26	62.0	4/10/2013 3:31	60.6	5/10/2013 4:36	62.5	6/10/2013 5:41	62.3
1/10/2013 0:21	66.9	2/10/2013 1:26	49.1	3/10/2013 2:31	63.1	4/10/2013 3:36	60.0	5/10/2013 4:41	50.5	6/10/2013 5:46	63.0
1/10/2013 0:26	65.2	2/10/2013 1:31	44.5	3/10/2013 2:36	61.7	4/10/2013 3:41	61.3	5/10/2013 4:46	62.4	6/10/2013 5:51	56.6
1/10/2013 0:31	65.6	2/10/2013 1:36	62.6	3/10/2013 2:41	62.2	4/10/2013 3:46	60.6	5/10/2013 4:51	62.4	6/10/2013 5:56	57.1
1/10/2013 0:36	66.0	2/10/2013 1:41	62.4	3/10/2013 2:46	61.5	4/10/2013 3:51	61.2	5/10/2013 4:56	62.2	6/10/2013 6:01	53.6
1/10/2013 0:41	64.0	2/10/2013 1:46	61.8	3/10/2013 2:51	61.8	4/10/2013 3:56	59.9	5/10/2013 5:01	62.9	6/10/2013 6:06	57.4
1/10/2013 0:46	65.6	2/10/2013 1:51	62.4	3/10/2013 2:56	62.2	4/10/2013 4:01	60.1	5/10/2013 5:06	56.8	6/10/2013 6:11	58.6
1/10/2013 0:51	64.4	2/10/2013 1:56	52.8	3/10/2013 3:01	60.3	4/10/2013 4:06	61.2	5/10/2013 5:11	62.9	6/10/2013 6:16	57.9
1/10/2013 0:56	65.6	2/10/2013 2:01	62.9	3/10/2013 3:06	62.4	4/10/2013 4:11	60.9	5/10/2013 5:16	48.6	6/10/2013 6:21	57.8
1/10/2013 1:01	63.9	2/10/2013 2:06	61.9	3/10/2013 3:11	61.7	4/10/2013 4:16	60.9	5/10/2013 5:21	49.1	6/10/2013 6:26	61.0
1/10/2013 1:06	64.6	2/10/2013 2:11	62.7	3/10/2013 3:16	62.3	4/10/2013 4:21	60.0	5/10/2013 5:26	62.3	6/10/2013 6:31	61.7
1/10/2013 1:11	64.5	2/10/2013 2:16	61.7	3/10/2013 3:21	61.3	4/10/2013 4:26	61.5	5/10/2013 5:31	52.8	6/10/2013 6:36	61.4
1/10/2013 1:16	63.0	2/10/2013 2:21	61.9	3/10/2013 3:26	62.7	4/10/2013 4:31	60.1	5/10/2013 5:36	49.6	6/10/2013 6:41	63.2
1/10/2013 1:21	63.6	2/10/2013 2:26	63.0	3/10/2013 3:31	61.4	4/10/2013 4:36	61.5	5/10/2013 5:41	62.7	6/10/2013 6:46	62.4
1/10/2013 1:26	62.8	2/10/2013 2:31	62.4	3/10/2013 3:36	62.2	4/10/2013 4:41	60.5	5/10/2013 5:46	55.5	6/10/2013 6:51	61.5
1/10/2013 1:31	64.1	2/10/2013 2:36	61.0	3/10/2013 3:41	60.7	4/10/2013 4:46	61.9	5/10/2013 5:51	59.0	6/10/2013 6:56	61.4
1/10/2013 1:36	62.7	2/10/2013 2:41	62.1	3/10/2013 3:46	59.6	4/10/2013 4:51	61.1	5/10/2013 5:56	50.3	6/10/2013 23:01	63.1
1/10/2013 1:41	63.4	2/10/2013 2:46	60.8	3/10/2013 3:51	60.8	4/10/2013 4:56	61.1	5/10/2013 6:01	56.7	6/10/2013 23:06	63.3
1/10/2013 1:46	64.3	2/10/2013 2:51	62.2	3/10/2013 3:56	61.2	4/10/2013 5:01	62.6	5/10/2013 6:06	60.0	6/10/2013 23:11	63.8
1/10/2013 1:51	63.4	2/10/2013 2:56	61.5	3/10/2013 4:01	61.2	4/10/2013 5:06	61.3	5/10/2013 6:11	58.8	6/10/2013 23:16	62.7
1/10/2013 1:56	63.3	2/10/2013 3:01	60.5	3/10/2013 4:06	60.8	4/10/2013 5:11	61.5	5/10/2013 6:16	62.5	6/10/2013 23:21	63.8
1/10/2013 2:01	62.8	2/10/2013 3:06	61.0	3/10/2013 4:11	61.9	4/10/2013 5:16	61.3	5/10/2013 6:21	60.8	6/10/2013 23:26	64.5
1/10/2013 2:06	62.9	2/10/2013 3:11	60.6	3/10/2013 4:16	61.1	4/10/2013 5:21	61.5	5/10/2013 6:26	58.8	6/10/2013 23:31	63.8
1/10/2013 2:11	63.6	2/10/2013 3:16	60.5	3/10/2013 4:21	61.6	4/10/2013 5:26	63.1	5/10/2013 6:31	60.4	6/10/2013 23:36	62.8
1/10/2013 2:16	60.7	2/10/2013 3:21	60.8	3/10/2013 4:26	60.8	4/10/2013 5:31	62.8	5/10/2013 6:36	63.3	6/10/2013 23:41	64.5
1/10/2013 2:21	64.6	2/10/2013 3:26	60.2	3/10/2013 4:31	59.9	4/10/2013 5:36	62.6	5/10/2013 6:41	62.5	6/10/2013 23:46	62.4
1/10/2013 2:26	63.1	2/10/2013 3:31	58.6	3/10/2013 4:36	61.2	4/10/2013 5:41	62.7	5/10/2013 6:46	63.6	6/10/2013 23:51	64.6
1/10/2013 2:31	62.1	2/10/2013 3:36	62.4	3/10/2013 4:41	61.7	4/10/2013 5:46	62.8	5/10/2013 6:51	63.2	6/10/2013 23:56	63.5
1/10/2013 2:36	61.9	2/10/2013 3:41	59.9	3/10/2013 4:46	61.1	4/10/2013 5:51	63.1	5/10/2013 6:56	62.8	7/10/2013 0:01	62.5
1/10/2013 2:41	59.5	2/10/2013 3:46	60.1	3/10/2013 4:51	62.1	4/10/2013 5:56	52.6	5/10/2013 23:01	64.0	7/10/2013 0:06	63.8
1/10/2013 2:46	59.7	2/10/2013 3:51	59.1	3/10/2013 4:56	62.0	4/10/2013 6:01	50.5	5/10/2013 23:06	65.0	7/10/2013 0:11	60.3
1/10/2013 2:51	61.4	2/10/2013 3:56	60.4	3/10/2013 5:01	60.7	4/10/2013 6:06	55.3	5/10/2013 23:11	64.3	7/10/2013 0:16	61.1
1/10/2013 2:56	59.1	2/10/2013 4:01	58.1	3/10/2013 5:06	62.5	4/10/2013 6:11	59.3	5/10/2013 23:16	65.5	7/10/2013 0:21	61.8
1/10/2013 3:01	61.0	2/10/2013 4:06	60.5	3/10/2013 5:11	62.1	4/10/2013 6:16	58.7	5/10/2013 23:21	63.6	7/10/2013 0:26	63.7
1/10/2013 3:06	59.8	2/10/2013 4:11	60.0	3/10/2013 5:16	62.0	4/10/2013 6:21	60.7	5/10/2013 23:26	65.0	7/10/2013 0:31	58.4
1/10/2013 3:11	64.4	2/10/2013 4:16	58.8	3/10/2013 5:21	61.9	4/10/2013 6:26	62.3	5/10/2013 23:31	64.2	7/10/2013 0:36	56.4
1/10/2013 3:16	54.1	2/10/2013 4:21	60.3	3/10/2013 5:26	62.1	4/10/2013 6:31	62.8	5/10/2013 23:36	63.7	7/10/2013 0:41	52.6
1/10/2013 3:21	63.9	2/10/2013 4:26	60.9	3/10/2013 5:31	62.0	4/10/2013 6:36	62.9	5/10/2013 23:41	63.5	7/10/2013 0:46	59.7
1/10/2013 3:26	58.5	2/10/2013 4:31	60.5	3/10/2013 5:36	62.3	4/10/2013 6:41	65.0	5/10/2013 23:46	63		

Real-time Noise Data		RTN3 (Po Leung Kuk Yu Lee Mo Fan Memorial School)									
7/10/2013 4:06	60.1	8/10/2013 5:11	62.1	9/10/2013 6:16	61.3	10/10/2013 23:21	65.5	12/10/2013 0:26	63.0	13/10/2013 1:31	57.9
7/10/2013 4:11	60.0	8/10/2013 5:16	61.7	9/10/2013 6:21	61.1	10/10/2013 23:26	65.3	12/10/2013 0:31	64.0	13/10/2013 1:36	57.1
7/10/2013 4:16	58.7	8/10/2013 5:21	61.2	9/10/2013 6:26	61.3	10/10/2013 23:31	64.7	12/10/2013 0:36	65.0	13/10/2013 1:41	58.4
7/10/2013 4:21	60.7	8/10/2013 5:26	61.9	9/10/2013 6:31	63.1	10/10/2013 23:36	64.2	12/10/2013 0:41	62.3	13/10/2013 1:46	58.1
7/10/2013 4:26	60.2	8/10/2013 5:31	61.8	9/10/2013 6:36	62.3	10/10/2013 23:41	64.1	12/10/2013 0:46	62.6	13/10/2013 1:51	59.3
7/10/2013 4:31	59.9	8/10/2013 5:36	45.8	9/10/2013 6:41	64.4	10/10/2013 23:46	63.8	12/10/2013 0:51	62.0	13/10/2013 1:56	59.6
7/10/2013 4:36	60.7	8/10/2013 5:41	62.7	9/10/2013 6:46	65.3	10/10/2013 23:51	64.7	12/10/2013 0:56	62.3	13/10/2013 2:01	51.3
7/10/2013 4:41	58.2	8/10/2013 5:46	62.7	9/10/2013 6:51	65.8	10/10/2013 23:56	64.4	12/10/2013 1:01	61.7	13/10/2013 2:06	58.4
7/10/2013 4:46	60.3	8/10/2013 5:51	55.2	9/10/2013 6:56	65.9	11/10/2013 0:01	64.5	12/10/2013 1:06	61.1	13/10/2013 2:11	57.8
7/10/2013 4:51	60.8	8/10/2013 5:56	58.1	9/10/2013 23:01	64.1	11/10/2013 0:06	63.5	12/10/2013 1:11	61.7	13/10/2013 2:16	57.9
7/10/2013 4:56	61.5	8/10/2013 6:01	53.9	9/10/2013 23:06	64.0	11/10/2013 0:11	63.8	12/10/2013 1:16	60.9	13/10/2013 2:21	57.2
7/10/2013 5:01	61.1	8/10/2013 6:06	55.6	9/10/2013 23:11	64.2	11/10/2013 0:16	66.6	12/10/2013 1:21	62.4	13/10/2013 2:26	57.7
7/10/2013 5:06	62.0	8/10/2013 6:11	59.8	9/10/2013 23:16	62.7	11/10/2013 0:21	63.2	12/10/2013 1:26	61.0	13/10/2013 2:31	56.8
7/10/2013 5:11	61.2	8/10/2013 6:16	61.9	9/10/2013 23:21	63.1	11/10/2013 0:26	62.3	12/10/2013 1:31	59.5	13/10/2013 2:36	64.4
7/10/2013 5:16	62.7	8/10/2013 6:21	61.0	9/10/2013 23:26	63.2	11/10/2013 0:31	60.4	12/10/2013 1:36	61.1	13/10/2013 2:41	55.0
7/10/2013 5:21	61.0	8/10/2013 6:26	62.3	9/10/2013 23:31	63.6	11/10/2013 0:36	61.6	12/10/2013 1:41	64.3	13/10/2013 2:46	48.8
7/10/2013 5:26	61.4	8/10/2013 6:31	64.2	9/10/2013 23:36	63.8	11/10/2013 0:41	61.2	12/10/2013 1:46	60.6	13/10/2013 2:51	48.3
7/10/2013 5:31	62.8	8/10/2013 6:36	64.2	9/10/2013 23:41	64.3	11/10/2013 0:46	59.7	12/10/2013 1:51	59.8	13/10/2013 2:56	57.1
7/10/2013 5:36	62.3	8/10/2013 6:41	64.9	9/10/2013 23:46	62.3	11/10/2013 0:51	62.0	12/10/2013 1:56	59.5	13/10/2013 3:01	52.2
7/10/2013 5:41	62.6	8/10/2013 6:46	64.9	9/10/2013 23:51	62.7	11/10/2013 0:56	61.0	12/10/2013 2:01	57.1	13/10/2013 3:06	53.3
7/10/2013 5:46	62.4	8/10/2013 6:51	65.8	9/10/2013 23:56	63.9	11/10/2013 1:01	59.8	12/10/2013 2:06	62.1	13/10/2013 3:11	46.3
7/10/2013 5:51	63.1	8/10/2013 6:56	65.4	10/10/2013 0:01	62.5	11/10/2013 1:06	59.9	12/10/2013 2:11	57.0	13/10/2013 3:16	62.7
7/10/2013 5:56	50.8	8/10/2013 23:01	63.8	10/10/2013 0:06	62.9	11/10/2013 1:11	56.9	12/10/2013 2:16	58.0	13/10/2013 3:21	45.2
7/10/2013 6:01	50.3	8/10/2013 23:06	63.1	10/10/2013 0:11	62.6	11/10/2013 1:16	60.6	12/10/2013 2:21	59.9	13/10/2013 3:26	63.1
7/10/2013 6:06	58.1	8/10/2013 23:11	64.3	10/10/2013 0:16	61.5	11/10/2013 1:21	55.7	12/10/2013 2:26	53.3	13/10/2013 3:31	52.9
7/10/2013 6:11	56.6	8/10/2013 23:16	64.0	10/10/2013 0:21	61.1	11/10/2013 1:26	56.5	12/10/2013 2:31	58.1	13/10/2013 3:36	62.1
7/10/2013 6:16	60.7	8/10/2013 23:21	65.4	10/10/2013 0:26	61.0	11/10/2013 1:31	57.9	12/10/2013 2:36	57.5	13/10/2013 3:41	62.9
7/10/2013 6:21	62.0	8/10/2013 23:26	66.1	10/10/2013 0:31	61.6	11/10/2013 1:36	54.7	12/10/2013 2:41	55.9	13/10/2013 3:46	62.7
7/10/2013 6:26	61.8	8/10/2013 23:31	67.6	10/10/2013 0:36	59.7	11/10/2013 1:41	57.0	12/10/2013 2:46	55.4	13/10/2013 3:51	45.8
7/10/2013 6:31	63.8	8/10/2013 23:36	69.3	10/10/2013 0:41	59.3	11/10/2013 1:46	56.2	12/10/2013 2:51	54.2	13/10/2013 3:56	62.3
7/10/2013 6:36	64.4	8/10/2013 23:41	67.7	10/10/2013 0:46	60.2	11/10/2013 1:51	54.7	12/10/2013 2:56	54.4	13/10/2013 4:01	62.7
7/10/2013 6:41	64.0	8/10/2013 23:46	67.2	10/10/2013 0:51	55.4	11/10/2013 1:56	62.8	12/10/2013 3:01	53.4	13/10/2013 4:06	51.3
7/10/2013 6:46	65.4	8/10/2013 23:51	64.2	10/10/2013 0:56	58.3	11/10/2013 2:01	62.7	12/10/2013 3:06	50.6	13/10/2013 4:11	42.8
7/10/2013 6:51	65.1	8/10/2013 23:56	62.1	10/10/2013 1:01	56.2	11/10/2013 2:06	62.1	12/10/2013 3:11	53.3	13/10/2013 4:16	62.1
7/10/2013 6:56	65.5	9/10/2013 0:01	63.1	10/10/2013 1:06	62.7	11/10/2013 2:11	62.6	12/10/2013 3:16	49.8	13/10/2013 4:21	52.8
7/10/2013 23:01	62.8	9/10/2013 0:06	63.2	10/10/2013 1:11	57.0	11/10/2013 2:16	62.4	12/10/2013 3:21	56.6	13/10/2013 4:26	62.1
7/10/2013 23:06	63.1	9/10/2013 0:11	62.6	10/10/2013 1:16	63.0	11/10/2013 2:21	62.3	12/10/2013 3:26	41.5	13/10/2013 4:31	62.2
7/10/2013 23:11	63.0	9/10/2013 0:16	61.0	10/10/2013 1:21	51.9	11/10/2013 2:26	62.8	12/10/2013 3:31	62.6	13/10/2013 4:36	62.2
7/10/2013 23:16	63.8	9/10/2013 0:21	61.0	10/10/2013 1:26	50.0	11/10/2013 2:31	62.0	12/10/2013 3:36	50.0	13/10/2013 4:41	39.7
7/10/2013 23:21	61.2	9/10/2013 0:26	62.3	10/10/2013 1:31	55.3	11/10/2013 2:36	62.4	12/10/2013 3:41	52.7	13/10/2013 4:46	62.5
7/10/2013 23:26	63.8	9/10/2013 0:31	62.5	10/10/2013 1:36	63.1	11/10/2013 2:41	59.9	12/10/2013 3:46	62.8	13/10/2013 4:51	61.9
7/10/2013 23:31	61.7	9/10/2013 0:36	61.7	10/10/2013 1:41	62.9	11/10/2013 2:46	62.2	12/10/2013 3:51	63.1	13/10/2013 4:56	62.1
7/10/2013 23:36	63.1	9/10/2013 0:41	63.9	10/10/2013 1:46	62.9	11/10/2013 2:51	61.7	12/10/2013 3:56	62.9	13/10/2013 5:01	63.0
7/10/2013 23:41	62.1	9/10/2013 0:46	60.1	10/10/2013 1:51	63.0	11/10/2013 2:56	61.5	12/10/2013 4:01	62.4	13/10/2013 5:06	53.8
7/10/2013 23:46	63.1	9/10/2013 0:51	58.4	10/10/2013 1:56	62.2	11/10/2013 3:01	62.5	12/10/2013 4:06	63.0	13/10/2013 5:11	62.7
7/10/2013 23:51	60.3	9/10/2013 0:56	59.0	10/10/2013 2:01	61.6	11/10/2013 3:06	61.4	12/10/2013 4:11	62.0	13/10/2013 5:16	62.8
7/10/2013 23:56	62.3	9/10/2013 1:01	59.6	10/10/2013 2:06	62.5	11/10/2013 3:11	61.0	12/10/2013 4:16	62.9	13/10/2013 5:21	51.5
8/10/2013 0:01	65.7	9/10/2013 1:06	58.6	10/10/2013 2:11	62.8	11/10/2013 3:16	61.8	12/10/2013 4:21	63.0	13/10/2013 5:26	62.5
8/10/2013 0:06	61.8	9/10/2013 1:11	56.8	10/10/2013 2:16	61.7	11/10/2013 3:21	60.8	12/10/2013 4:26	62.7	13/10/2013 5:31	62.7
8/10/2013 0:11	61.0	9/10/2013 1:16	56.6	10/10/2013 2:21	62.5	11/10/2013 3:26	60.4	12/10/2013 4:31	62.2	13/10/2013 5:36	62.9
8/10/2013 0:16	62.1	9/10/2013 1:21	56.8	10/10/2013 2:26	63.1	11/10/2013 3:31	62.5	12/10/2013 4:36	62.9	13/10/2013 5:41	53.3
8/10/2013 0:21	60.4	9/10/2013 1:26	39.7	10/10/2013 2:31	61.9	11/10/2013 3:36	62.1	12/10/2013 4:41	62.4	13/10/2013 5:46	62.9
8/10/2013 0:26	60.5	9/10/2013 1:31	46.8	10/10/2013 2:36	62.3	11/10/2013 3:41	61.5	12/10/2013 4:46	62.2	13/10/2013 5:51	62.5
8/10/2013 0:31	62.2	9/10/2013 1:36	53.3	10/10/2013 2:41	62.2	11/10/2013 3:46	60.5	12/10/2013 4:51	62.0	13/10/2013 5:56	55.7
8/10/2013 0:36	60.4	9/10/2013 1:41	52.3	10/10/2013 2:46	61.3	11/10/2013 3:51	61.3	12/10/2013 4:56	62.1	13/10/2013 6:01	54.9
8/10/2013 0:41	53.4	9/10/2013 1:46	62.6	10/10/2013 2:51	60.6	11/10/2013 3:56	61.2	12/10/2013 5:01	58.6	13/10/2013 6:06	53.9
8/10/2013 0:46	58.1	9/10/2013 1:51	53.4	10/10/2013 2:56	61.2	11/10/2013 4:01	61.3	12/10/2013 5:06	49.1	13/10/2013 6:11	59.4
8/10/2013 0:51	53.1	9/10/2013 1:56	47.6	10/10/2013 3:01	60.7	11/10/2013 4:06	60.4	12/10/2013 5:11	62.6	13/10/2013 6:16	58.8
8/10/2013 0:56	54.2	9/10/2013 2:01	63.0	10/10/2013 3:06	61.5	11/10/2013 4:11	61.7	12/10/2013 5:16	62.6	13/10/2013 6:21	61.7
8/10/2013 1:01	59.9	9/10/2013 2:06	62.7	10/10/2013 3:11	59.9	11/10/2013 4:16	61.3	12/10/2013 5:21	62.8	13/10/2013 6:26	62.1
8/10/2013 1:06	56.9	9/10/2013 2:11	57.7	10/10/2013 3:16	59.8	11/10/2013 4:21	61.3	12/10/2013 5:26	62.6	13/10/2013 6:31	60.1
8/10/2013 1:11	59.0	9/10/2013 2:16	62.8	10/10/2013 3:21	60.1	11/10/2013 4:26	61.9	12/10/2013 5:31	63.0	13/10/2013 6:36	60.6
8/10/2013 1:16	54.3	9/10/2013 2:21	62.6	10/10/2013 3:26	59.6	11/10/2013 4:31	60.7	12/10/2013 5:36	62.1	13/10/2013 6:41	58.9
8/10/2013 1:21	59.4	9/10/2013 2:26	63.0	10/10/2013 3:31	59.9	11/10/2013 4:36	61.7	12/10/2013 5:41	56.6	13/10/2013 6:46	57.9
8/10/2013 1:26	53.1	9/10/2013 2:31	62.1	10/10/2013 3:36	60.4	11/10/2013 4:41	61.7	12/10/2013 5:46	57.8	13/10/2013 6:51	61.6
8/10/2013 1:31	62.8	9/10/2013 2:36	62.5	10/10/2013 3:41	61.5	11/10/2013 4:46	61.1	12/10/2013 5:51	56.3	13/10/2013 6:56	60.3
8/10/2013 1:36	53.7	9/10/2013 2:41	61.9	10/10/2013 3:46	59.2	11/10/2013 4:51	60.3	12/10/2013 5:56	58.6	13/10/2013 23:01	63.3
8/10/2013 1:41	63.1	9/10/2013 2:46	61.7	10/10/2013 3:51	60.1	11/10/2013 4:56	60.7	12/10/2013 6:01	59.4	13/10/2013 23:06	62.5
8/10/2013 1:46	62.7	9/10/2013 2:51	61.4	10/10/2013 3:56	60.7	11/10/2013 5:01	61.5	12/10/2013 6:06	59.0	13/10/2013 23:11	63.8
8/10/2013 1:51	62.8	9/10/2013 2:56	61.3								

Real-time Noise Data	RTN3 (Po Leung Kuk Yu Lee Mo Fan Memorial School)										
14/10/2013 2:36	62.7	15/10/2013 3:41	59.9	16/10/2013 4:46	60.7	17/10/2013 5:51	57.2	18/10/2013 6:56	64.2	20/10/2013 0:01	64.6
14/10/2013 2:41	61.8	15/10/2013 3:46	59.9	16/10/2013 4:51	60.4	17/10/2013 5:56	55.0	18/10/2013 23:01	64.3	20/10/2013 0:06	65.0
14/10/2013 2:46	53.1	15/10/2013 3:51	60.2	16/10/2013 4:56	62.5	17/10/2013 6:01	52.2	18/10/2013 23:06	64.9	20/10/2013 0:11	64.2
14/10/2013 2:51	62.5	15/10/2013 3:56	59.2	16/10/2013 5:01	60.8	17/10/2013 6:06	56.4	18/10/2013 23:11	65.2	20/10/2013 0:16	63.9
14/10/2013 2:56	62.0	15/10/2013 4:01	60.1	16/10/2013 5:06	62.7	17/10/2013 6:11	57.4	18/10/2013 23:16	65.4	20/10/2013 0:21	63.8
14/10/2013 3:01	61.9	15/10/2013 4:06	59.3	16/10/2013 5:11	62.1	17/10/2013 6:16	60.2	18/10/2013 23:21	64.9	20/10/2013 0:26	62.7
14/10/2013 3:06	62.8	15/10/2013 4:11	60.5	16/10/2013 5:16	61.9	17/10/2013 6:21	61.7	18/10/2013 23:26	66.0	20/10/2013 0:31	63.7
14/10/2013 3:11	62.0	15/10/2013 4:16	60.3	16/10/2013 5:21	62.2	17/10/2013 6:26	61.0	18/10/2013 23:31	66.3	20/10/2013 0:36	62.8
14/10/2013 3:16	61.3	15/10/2013 4:21	59.8	16/10/2013 5:26	62.4	17/10/2013 6:31	63.5	18/10/2013 23:36	66.2	20/10/2013 0:41	63.3
14/10/2013 3:21	61.9	15/10/2013 4:26	59.9	16/10/2013 5:31	62.6	17/10/2013 6:36	62.1	18/10/2013 23:41	65.4	20/10/2013 0:46	61.3
14/10/2013 3:26	61.9	15/10/2013 4:31	60.2	16/10/2013 5:36	55.5	17/10/2013 6:41	64.1	18/10/2013 23:46	65.0	20/10/2013 0:51	62.5
14/10/2013 3:31	61.8	15/10/2013 4:36	59.0	16/10/2013 5:41	44.5	17/10/2013 6:46	63.8	18/10/2013 23:51	65.5	20/10/2013 0:56	61.4
14/10/2013 3:36	62.7	15/10/2013 4:41	60.7	16/10/2013 5:46	53.1	17/10/2013 6:51	64.2	18/10/2013 23:56	66.3	20/10/2013 1:01	62.8
14/10/2013 3:41	61.2	15/10/2013 4:46	60.9	16/10/2013 5:51	56.9	17/10/2013 6:56	65.5	19/10/2013 0:01	64.7	20/10/2013 1:06	60.7
14/10/2013 3:46	61.0	15/10/2013 4:51	61.5	16/10/2013 5:56	54.2	17/10/2013 23:01	64.3	19/10/2013 0:06	68.5	20/10/2013 1:11	60.3
14/10/2013 3:51	61.5	15/10/2013 4:56	59.8	16/10/2013 6:01	55.0	17/10/2013 23:06	64.9	19/10/2013 0:11	64.9	20/10/2013 1:16	60.0
14/10/2013 3:56	60.8	15/10/2013 5:01	61.3	16/10/2013 6:06	60.0	17/10/2013 23:11	65.2	19/10/2013 0:16	67.3	20/10/2013 1:21	60.3
14/10/2013 4:01	61.4	15/10/2013 5:06	61.6	16/10/2013 6:11	58.9	17/10/2013 23:16	65.4	19/10/2013 0:21	64.9	20/10/2013 1:26	60.0
14/10/2013 4:06	61.8	15/10/2013 5:11	62.1	16/10/2013 6:16	60.7	17/10/2013 23:21	64.9	19/10/2013 0:26	66.0	20/10/2013 1:31	58.9
14/10/2013 4:11	61.7	15/10/2013 5:16	61.2	16/10/2013 6:21	60.9	17/10/2013 23:26	66.0	19/10/2013 0:31	66.0	20/10/2013 1:36	61.7
14/10/2013 4:16	61.1	15/10/2013 5:21	61.7	16/10/2013 6:26	63.2	17/10/2013 23:31	66.3	19/10/2013 0:36	64.1	20/10/2013 1:41	61.5
14/10/2013 4:21	61.9	15/10/2013 5:26	62.6	16/10/2013 6:31	62.5	17/10/2013 23:36	66.2	19/10/2013 0:41	64.7	20/10/2013 1:46	60.9
14/10/2013 4:26	61.4	15/10/2013 5:31	62.2	16/10/2013 6:36	64.6	17/10/2013 23:41	65.4	19/10/2013 0:46	63.7	20/10/2013 1:51	59.3
14/10/2013 4:31	61.6	15/10/2013 5:36	61.5	16/10/2013 6:41	64.1	17/10/2013 23:46	65.0	19/10/2013 0:51	64.4	20/10/2013 1:56	61.0
14/10/2013 4:36	62.5	15/10/2013 5:41	63.1	16/10/2013 6:46	65.1	17/10/2013 23:51	65.5	19/10/2013 0:56	63.3	20/10/2013 2:01	58.3
14/10/2013 4:41	62.9	15/10/2013 5:46	57.1	16/10/2013 6:51	66.1	17/10/2013 23:56	66.3	19/10/2013 1:01	63.8	20/10/2013 2:06	58.9
14/10/2013 4:46	62.4	15/10/2013 5:51	50.3	16/10/2013 6:56	65.8	18/10/2013 0:01	64.7	19/10/2013 1:06	63.2	20/10/2013 2:11	58.7
14/10/2013 4:51	61.3	15/10/2013 5:56	53.9	16/10/2013 23:01	64.2	18/10/2013 0:06	68.5	19/10/2013 1:11	62.7	20/10/2013 2:16	59.1
14/10/2013 4:56	62.4	15/10/2013 6:01	55.9	16/10/2013 23:06	64.3	18/10/2013 0:11	64.9	19/10/2013 1:16	62.3	20/10/2013 2:21	57.0
14/10/2013 5:01	61.9	15/10/2013 6:06	57.9	16/10/2013 23:11	64.6	18/10/2013 0:16	67.3	19/10/2013 1:21	61.9	20/10/2013 2:26	58.4
14/10/2013 5:06	61.8	15/10/2013 6:11	58.8	16/10/2013 23:16	64.3	18/10/2013 0:21	64.9	19/10/2013 1:26	60.9	20/10/2013 2:31	59.4
14/10/2013 5:11	62.1	15/10/2013 6:16	61.7	16/10/2013 23:21	63.3	18/10/2013 0:26	66.0	19/10/2013 1:31	61.5	20/10/2013 2:36	57.4
14/10/2013 5:16	61.1	15/10/2013 6:21	61.7	16/10/2013 23:26	63.8	18/10/2013 0:31	66.0	19/10/2013 1:36	60.4	20/10/2013 2:41	58.4
14/10/2013 5:21	62.1	15/10/2013 6:26	61.5	16/10/2013 23:31	63.3	18/10/2013 0:36	64.1	19/10/2013 1:41	58.4	20/10/2013 2:46	57.3
14/10/2013 5:26	63.1	15/10/2013 6:31	63.8	16/10/2013 23:36	63.4	18/10/2013 0:41	64.7	19/10/2013 1:46	61.0	20/10/2013 2:51	57.4
14/10/2013 5:31	61.7	15/10/2013 6:36	63.1	16/10/2013 23:41	64.5	18/10/2013 0:46	63.7	19/10/2013 1:51	59.4	20/10/2013 2:56	58.6
14/10/2013 5:36	47.2	15/10/2013 6:41	63.9	16/10/2013 23:46	63.5	18/10/2013 0:51	64.4	19/10/2013 1:56	58.6	20/10/2013 3:01	56.5
14/10/2013 5:41	62.7	15/10/2013 6:46	64.9	16/10/2013 23:51	63.5	18/10/2013 0:56	63.3	19/10/2013 2:01	59.7	20/10/2013 3:06	56.6
14/10/2013 5:46	62.7	15/10/2013 6:51	65.8	16/10/2013 23:56	63.0	18/10/2013 1:01	63.8	19/10/2013 2:06	59.8	20/10/2013 3:11	57.1
14/10/2013 5:51	62.5	15/10/2013 6:56	65.8	17/10/2013 0:01	62.6	18/10/2013 1:06	63.2	19/10/2013 2:11	59.9	20/10/2013 3:16	49.4
14/10/2013 5:56	62.5	15/10/2013 23:01	64.7	17/10/2013 0:06	62.0	18/10/2013 1:11	62.7	19/10/2013 2:16	57.8	20/10/2013 3:21	57.6
14/10/2013 6:01	54.4	15/10/2013 23:06	64.4	17/10/2013 0:11	63.1	18/10/2013 1:16	62.3	19/10/2013 2:21	58.0	20/10/2013 3:26	51.5
14/10/2013 6:06	57.1	15/10/2013 23:11	63.8	17/10/2013 0:16	62.2	18/10/2013 1:21	61.9	19/10/2013 2:26	58.5	20/10/2013 3:31	56.3
14/10/2013 6:11	54.6	15/10/2013 23:16	64.5	17/10/2013 0:21	63.8	18/10/2013 1:26	60.9	19/10/2013 2:31	57.6	20/10/2013 3:36	56.6
14/10/2013 6:16	56.2	15/10/2013 23:21	64.3	17/10/2013 0:26	61.5	18/10/2013 1:31	61.5	19/10/2013 2:36	60.5	20/10/2013 3:41	54.1
14/10/2013 6:21	59.3	15/10/2013 23:26	64.6	17/10/2013 0:31	61.8	18/10/2013 1:36	60.4	19/10/2013 2:41	56.2	20/10/2013 3:46	56.3
14/10/2013 6:26	59.7	15/10/2013 23:31	64.3	17/10/2013 0:36	60.7	18/10/2013 1:41	58.4	19/10/2013 2:46	59.6	20/10/2013 3:51	44.5
14/10/2013 6:31	58.6	15/10/2013 23:36	64.5	17/10/2013 0:41	60.9	18/10/2013 1:46	61.0	19/10/2013 2:51	57.7	20/10/2013 3:56	63.0
14/10/2013 6:36	61.2	15/10/2013 23:41	63.3	17/10/2013 0:46	59.2	18/10/2013 1:51	59.4	19/10/2013 2:56	55.2	20/10/2013 4:01	54.6
14/10/2013 6:41	61.1	15/10/2013 23:46	64.3	17/10/2013 0:51	59.7	18/10/2013 1:56	58.6	19/10/2013 3:01	58.9	20/10/2013 4:06	62.6
14/10/2013 6:46	62.4	15/10/2013 23:51	62.9	17/10/2013 0:56	57.1	18/10/2013 2:01	59.7	19/10/2013 3:06	56.7	20/10/2013 4:11	62.9
14/10/2013 6:51	62.6	15/10/2013 23:56	63.7	17/10/2013 1:01	60.8	18/10/2013 2:06	59.8	19/10/2013 3:11	57.9	20/10/2013 4:16	63.7
14/10/2013 6:56	61.3	16/10/2013 0:01	61.5	17/10/2013 1:06	59.4	18/10/2013 2:11	59.9	19/10/2013 3:16	48.3	20/10/2013 4:21	55.5
14/10/2013 23:01	62.9	16/10/2013 0:06	62.8	17/10/2013 1:11	60.0	18/10/2013 2:16	57.8	19/10/2013 3:21	59.2	20/10/2013 4:26	53.7
14/10/2013 23:06	62.4	16/10/2013 0:11	62.0	17/10/2013 1:16	57.8	18/10/2013 2:21	58.0	19/10/2013 3:26	55.7	20/10/2013 4:31	44.5
14/10/2013 23:11	62.9	16/10/2013 0:16	62.7	17/10/2013 1:21	56.4	18/10/2013 2:26	58.5	19/10/2013 3:31	50.0	20/10/2013 4:36	62.6
14/10/2013 23:16	61.9	16/10/2013 0:21	64.0	17/10/2013 1:26	54.9	18/10/2013 2:31	57.6	19/10/2013 3:36	49.4	20/10/2013 4:41	52.2
14/10/2013 23:21	61.3	16/10/2013 0:26	63.1	17/10/2013 1:31	56.9	18/10/2013 2:36	60.5	19/10/2013 3:41	62.9	20/10/2013 4:46	42.8
14/10/2013 23:26	61.4	16/10/2013 0:31	61.3	17/10/2013 1:36	57.1	18/10/2013 2:41	56.2	19/10/2013 3:46	63.0	20/10/2013 4:51	51.0
14/10/2013 23:31	62.6	16/10/2013 0:36	59.5	17/10/2013 1:41	42.8	18/10/2013 2:46	59.6	19/10/2013 3:51	62.8	20/10/2013 4:56	62.6
14/10/2013 23:36	62.1	16/10/2013 0:41	59.4	17/10/2013 1:46	36.7	18/10/2013 2:51	57.7	19/10/2013 3:56	63.0	20/10/2013 5:01	49.6
14/10/2013 23:41	61.2	16/10/2013 0:46	61.5	17/10/2013 1:51	50.5	18/10/2013 2:56	55.2	19/10/2013 4:01	55.9	20/10/2013 5:06	50.5
14/10/2013 23:46	59.2	16/10/2013 0:51	58.4	17/10/2013 1:56	55.9	18/10/2013 3:01	58.9	19/10/2013 4:06	62.1	20/10/2013 5:11	62.5
14/10/2013 23:51	60.6	16/10/2013 0:56	57.9	17/10/2013 2:01	63.0	18/10/2013 3:06	56.7	19/10/2013 4:11	62.6	20/10/2013 5:16	46.3
14/10/2013 23:56	61.9	16/10/2013 1:01	61.0	17/10/2013 2:06	62.5	18/10/2013 3:11	57.9	19/10/2013 4:16	52.8	20/10/2013 5:21	62.3
15/10/2013 0:01	61.9	16/10/2013 1:06	55.7	17/10/2013 2:11	62.6	18/10/2013 3:16	48.3	19/10/2013 4:21	63.0	20/10/2013 5:26	60.8
15/10/2013 0:06	60.1	16/10/2013 1:11	59.3	17/10/2013 2:16	61.9	18/10/2013 3:21	59.2	19/10/2013 4:26	62.7	20/10/2013 5:31	61.6
15/10/2013 0:11	59.5	16/10/2013 1:16	63.1	17/10/2013 2:21	62.0	18/10/2013 3:26	55.7	19/10/2013 4:31	52.3	20/10/2013 5:36	62.7
15/10/2013 0:16	59.4	16/10/2013 1:21	55.0	17/10							

Real-time Noise Data		RTN3 (Po Leung Kuk Yu Lee Mo Fan Memorial School)									
21/10/2013 1:06	45.2	22/10/2013 2:11	63.0	23/10/2013 3:16	62.2	24/10/2013 4:21	61.7	25/10/2013 5:26	61.7	26/10/2013 6:31	61.9
21/10/2013 1:11	62.8	22/10/2013 2:16	62.6	23/10/2013 3:21	62.0	24/10/2013 4:26	59.9	25/10/2013 5:31	62.1	26/10/2013 6:36	64.5
21/10/2013 1:16	62.7	22/10/2013 2:21	52.8	23/10/2013 3:26	60.6	24/10/2013 4:31	60.2	25/10/2013 5:36	62.8	26/10/2013 6:41	64.0
21/10/2013 1:21	62.8	22/10/2013 2:26	45.8	23/10/2013 3:31	61.1	24/10/2013 4:36	61.1	25/10/2013 5:41	62.6	26/10/2013 6:46	62.6
21/10/2013 1:26	63.1	22/10/2013 2:31	62.7	23/10/2013 3:36	61.2	24/10/2013 4:41	60.8	25/10/2013 5:46	47.2	26/10/2013 6:51	62.9
21/10/2013 1:31	56.4	22/10/2013 2:36	39.7	23/10/2013 3:41	62.2	24/10/2013 4:46	59.8	25/10/2013 5:51	54.6	26/10/2013 6:56	63.8
21/10/2013 1:36	50.5	22/10/2013 2:41	62.4	23/10/2013 3:46	61.1	24/10/2013 4:51	61.5	25/10/2013 5:56	56.7	26/10/2013 7:01	65.1
21/10/2013 1:41	57.7	22/10/2013 2:46	61.6	23/10/2013 3:51	59.9	24/10/2013 4:56	62.2	25/10/2013 6:01	54.5	26/10/2013 7:06	65.2
21/10/2013 1:46	50.3	22/10/2013 2:51	62.9	23/10/2013 3:56	60.4	24/10/2013 5:01	62.0	25/10/2013 6:06	58.7	26/10/2013 7:11	64.8
21/10/2013 1:51	63.0	22/10/2013 2:56	61.5	23/10/2013 4:01	60.5	24/10/2013 5:06	61.0	25/10/2013 6:11	60.0	26/10/2013 7:16	64.5
21/10/2013 1:56	45.2	22/10/2013 3:01	61.6	23/10/2013 4:06	61.2	24/10/2013 5:11	62.9	25/10/2013 6:16	61.5	26/10/2013 7:21	66.3
21/10/2013 2:01	61.9	22/10/2013 3:06	60.7	23/10/2013 4:11	60.7	24/10/2013 5:16	61.3	25/10/2013 6:21	62.4	26/10/2013 7:26	63.4
21/10/2013 2:06	63.0	22/10/2013 3:11	61.1	23/10/2013 4:16	60.4	24/10/2013 5:21	62.5	25/10/2013 6:26	62.4	26/10/2013 7:31	64.4
21/10/2013 2:11	62.6	22/10/2013 3:16	61.5	23/10/2013 4:21	61.4	24/10/2013 5:26	60.8	25/10/2013 6:31	64.0	26/10/2013 7:36	63.9
21/10/2013 2:16	62.0	22/10/2013 3:21	63.1	23/10/2013 4:26	61.2	24/10/2013 5:31	62.7	25/10/2013 6:36	65.2	26/10/2013 7:41	64.7
21/10/2013 2:21	61.9	22/10/2013 3:26	60.6	23/10/2013 4:31	61.0	24/10/2013 5:36	53.2	25/10/2013 6:41	65.6	26/10/2013 7:46	64.2
21/10/2013 2:26	62.0	22/10/2013 3:31	60.8	23/10/2013 4:36	61.4	24/10/2013 5:41	63.1	25/10/2013 6:46	65.1	26/10/2013 7:51	64.1
21/10/2013 2:31	61.9	22/10/2013 3:36	61.8	23/10/2013 4:41	60.9	24/10/2013 5:46	63.0	25/10/2013 6:51	65.9	26/10/2013 7:56	64.2
21/10/2013 2:36	61.6	22/10/2013 3:41	60.2	23/10/2013 4:46	61.6	24/10/2013 5:51	62.8	25/10/2013 6:56	67.0	27/10/2013 8:01	63.5
21/10/2013 2:41	61.4	22/10/2013 3:46	60.0	23/10/2013 4:51	60.7	24/10/2013 5:56	60.6	25/10/2013 7:01	65.5	27/10/2013 8:06	63.8
21/10/2013 2:46	61.8	22/10/2013 3:51	60.4	23/10/2013 4:56	62.3	24/10/2013 6:01	43.7	25/10/2013 7:06	65.8	27/10/2013 8:11	63.8
21/10/2013 2:51	61.9	22/10/2013 3:56	61.0	23/10/2013 5:01	61.4	24/10/2013 6:06	54.2	25/10/2013 7:11	65.9	27/10/2013 8:16	62.8
21/10/2013 2:56	61.1	22/10/2013 4:01	60.5	23/10/2013 5:06	61.9	24/10/2013 6:11	60.6	25/10/2013 7:16	65.7	27/10/2013 8:21	66.5
21/10/2013 3:01	61.1	22/10/2013 4:06	61.5	23/10/2013 5:11	62.3	24/10/2013 6:16	60.9	25/10/2013 7:21	65.5	27/10/2013 8:26	63.2
21/10/2013 3:06	61.4	22/10/2013 4:11	60.8	23/10/2013 5:16	62.2	24/10/2013 6:21	62.0	25/10/2013 7:26	65.1	27/10/2013 8:31	64.1
21/10/2013 3:11	60.0	22/10/2013 4:16	61.4	23/10/2013 5:21	61.9	24/10/2013 6:26	63.1	25/10/2013 7:31	64.9	27/10/2013 8:36	64.0
21/10/2013 3:16	60.7	22/10/2013 4:21	62.4	23/10/2013 5:26	61.9	24/10/2013 6:31	64.5	25/10/2013 7:36	64.3	27/10/2013 8:41	62.8
21/10/2013 3:21	60.5	22/10/2013 4:26	61.9	23/10/2013 5:31	47.2	24/10/2013 6:36	64.4	25/10/2013 7:41	66.5	27/10/2013 8:46	62.6
21/10/2013 3:26	60.5	22/10/2013 4:31	59.7	23/10/2013 5:36	62.3	24/10/2013 6:41	65.4	25/10/2013 7:46	65.1	27/10/2013 8:51	62.3
21/10/2013 3:31	59.5	22/10/2013 4:36	61.2	23/10/2013 5:41	55.5	24/10/2013 6:46	65.5	25/10/2013 7:51	64.6	27/10/2013 8:56	61.3
21/10/2013 3:36	61.4	22/10/2013 4:41	61.7	23/10/2013 5:46	62.8	24/10/2013 6:51	65.6	25/10/2013 7:56	65.0	27/10/2013 9:01	62.7
21/10/2013 3:41	60.4	22/10/2013 4:46	61.1	23/10/2013 5:51	55.7	24/10/2013 6:56	65.4	25/10/2013 8:01	65.6	27/10/2013 9:06	60.8
21/10/2013 3:46	60.4	22/10/2013 4:51	61.4	23/10/2013 5:56	60.4	24/10/2013 7:01	65.2	25/10/2013 8:06	64.1	27/10/2013 9:11	61.9
21/10/2013 3:51	60.3	22/10/2013 4:56	61.7	23/10/2013 6:01	55.0	24/10/2013 7:06	64.5	25/10/2013 8:11	64.3	27/10/2013 9:16	61.6
21/10/2013 3:56	60.6	22/10/2013 5:01	61.9	23/10/2013 6:06	59.7	24/10/2013 7:11	65.7	25/10/2013 8:16	64.1	27/10/2013 9:21	59.6
21/10/2013 4:01	59.4	22/10/2013 5:06	62.4	23/10/2013 6:11	60.1	24/10/2013 7:16	64.5	25/10/2013 8:21	64.3	27/10/2013 9:26	61.4
21/10/2013 4:06	59.7	22/10/2013 5:11	62.5	23/10/2013 6:16	62.0	24/10/2013 7:21	63.9	25/10/2013 8:26	63.8	27/10/2013 9:31	61.5
21/10/2013 4:11	60.5	22/10/2013 5:16	61.6	23/10/2013 6:21	62.8	24/10/2013 7:26	64.0	25/10/2013 8:31	64.7	27/10/2013 9:36	60.5
21/10/2013 4:16	60.7	22/10/2013 5:21	61.8	23/10/2013 6:26	63.3	24/10/2013 7:31	64.8	25/10/2013 8:36	63.2	27/10/2013 9:41	60.5
21/10/2013 4:21	59.3	22/10/2013 5:26	61.7	23/10/2013 6:31	60.4	24/10/2013 7:36	64.7	25/10/2013 8:41	63.5	27/10/2013 9:46	60.7
21/10/2013 4:26	60.5	22/10/2013 5:31	62.3	23/10/2013 6:36	66.4	24/10/2013 7:41	65.0	25/10/2013 8:46	63.8	27/10/2013 9:51	58.4
21/10/2013 4:31	60.9	22/10/2013 5:36	62.5	23/10/2013 6:41	64.4	24/10/2013 7:46	64.6	25/10/2013 8:51	64.5	27/10/2013 9:56	60.0
21/10/2013 4:36	60.4	22/10/2013 5:41	50.6	23/10/2013 6:46	65.8	24/10/2013 7:51	64.1	25/10/2013 8:56	63.2	27/10/2013 10:01	59.4
21/10/2013 4:41	59.7	22/10/2013 5:46	62.6	23/10/2013 6:51	65.4	24/10/2013 7:56	63.7	25/10/2013 9:01	62.9	27/10/2013 10:06	58.9
21/10/2013 4:46	61.7	22/10/2013 5:51	54.5	23/10/2013 6:56	66.5	24/10/2013 8:01	63.8	25/10/2013 9:06	63.9	27/10/2013 10:11	61.7
21/10/2013 4:51	61.4	22/10/2013 5:56	57.8	23/10/2013 7:01	64.8	24/10/2013 8:06	64.2	25/10/2013 9:11	62.4	27/10/2013 10:16	58.1
21/10/2013 4:56	62.7	22/10/2013 6:01	63.0	23/10/2013 7:06	63.8	24/10/2013 8:11	63.8	25/10/2013 9:16	62.7	27/10/2013 10:21	59.5
21/10/2013 5:01	60.2	22/10/2013 6:06	59.7	23/10/2013 7:11	64.9	24/10/2013 8:16	63.8	25/10/2013 9:21	61.4	27/10/2013 10:26	59.0
21/10/2013 5:06	62.6	22/10/2013 6:11	59.7	23/10/2013 7:16	64.6	24/10/2013 8:21	63.1	25/10/2013 9:26	62.6	27/10/2013 10:31	56.1
21/10/2013 5:11	60.4	22/10/2013 6:16	61.0	23/10/2013 7:21	65.5	24/10/2013 8:26	64.9	25/10/2013 9:31	62.7	27/10/2013 10:36	56.9
21/10/2013 5:16	62.6	22/10/2013 6:21	62.7	23/10/2013 7:26	63.8	24/10/2013 8:31	62.6	25/10/2013 9:36	62.6	27/10/2013 10:41	58.4
21/10/2013 5:21	62.2	22/10/2013 6:26	62.9	23/10/2013 7:31	65.1	24/10/2013 8:36	62.7	25/10/2013 9:41	62.1	27/10/2013 10:46	63.1
21/10/2013 5:26	62.5	22/10/2013 6:31	63.6	23/10/2013 7:36	64.0	24/10/2013 8:41	61.7	25/10/2013 9:46	62.0	27/10/2013 10:51	58.0
21/10/2013 5:31	62.0	22/10/2013 6:36	66.6	23/10/2013 7:41	64.8	24/10/2013 8:46	61.3	25/10/2013 9:51	60.6	27/10/2013 10:56	56.3
21/10/2013 5:36	56.3	22/10/2013 6:41	66.1	23/10/2013 7:46	64.2	24/10/2013 8:51	59.7	25/10/2013 9:56	62.1	27/10/2013 11:01	56.2
21/10/2013 5:41	51.2	22/10/2013 6:46	65.9	23/10/2013 7:51	64.1	24/10/2013 8:56	67.3	25/10/2013 10:01	58.5	27/10/2013 11:06	49.4
21/10/2013 5:46	58.5	22/10/2013 6:51	66.6	23/10/2013 7:56	63.4	24/10/2013 9:01	58.0	25/10/2013 10:06	61.8	27/10/2013 11:11	50.0
21/10/2013 5:51	56.8	22/10/2013 6:56	66.6	24/10/2013 9:06	64.1	25/10/2013 10:11	65.0	26/10/2013 11:16	60.3	27/10/2013 11:21	56.6
21/10/2013 5:56	56.4	22/10/2013 7:01	63.8	24/10/2013 9:11	65.0	25/10/2013 10:16	58.9	26/10/2013 11:21	59.0	27/10/2013 11:31	56.6
21/10/2013 6:01	56.5	22/10/2013 7:06	63.8	24/10/2013 9:16	63.4	25/10/2013 10:21	60.2	26/10/2013 11:26	59.8	27/10/2013 11:41	55.9
21/10/2013 6:06	60.8	22/10/2013 7:11	64.7	24/10/2013 9:21	64.2	25/10/2013 10:26	60.7	26/10/2013 11:31	60.7	27/10/2013 11:51	53.2
21/10/2013 6:11	60.4	22/10/2013 7:16	63.0	24/10/2013 9:26	63.2	25/10/2013 10:31	55.3	26/10/2013 11:36	60.6	27/10/2013 12:01	59.2
21/10/2013 6:16	62.9	22/10/2013 7:21	64.1	24/10/2013 9:31	63.1	25/10/2013 10:36	58.0	26/10/2013 11:41	57.6	27/10/2013 12:11	57.1
21/10/2013 6:21	63.1	22/10/2013 7:26	63.2	24/10/2013 9:36	62.2	25/10/2013 10:41	60.7	26/10/2013 11:46	62.0	27/10/2013 12:21	43.7
21/10/2013 6:26	65.5	22/10/2013 7:31	63.4	24/10/2013 9:41	62.3	25/10/2013 10:46	54.1	26/10/2013 11:51	59.0	27/10/2013 12:31	54.1
21/10/2013 6:31	66.8	22/10/2013 7:36	64.0	24/10/2013 9:46	61.6	25/10/2013 10:51	60.9	26/10/2013 11:56	59.3	27/10/2013 12:41	54.1
21/10/2013 6:36	67.2	22/10/2013 7:41	63.6	24/10/2013 9:51	62.6	25/10/2013 10:56	62.8	26/10/2013 12:01	57.9	27/10/2013 12:51	44.5
21/10/2013 6:41	65.6	22/10/2013 7:46	68.0	24/10/2013 9:56	58.9	25/10/2013 11:01	57.3	26/10/2013 12:06	57.6	27/10/2013 13:01	44.5
21/10/2013 6:46	66.0	22/10/2013 7:51	63.8	24/10/2013							

Real-time Noise Data RTN3 (Po Leung Kuk Yu Lee Mo Fan Memorial School)

27/10/2013 23:36 63.0
27/10/2013 23:41 63.2
27/10/2013 23:46 63.0
27/10/2013 23:51 62.9
27/10/2013 23:56 62.7

Real-time Noise Data	RTN4 (Causeway Bay Community Centre)			
Normal Day 07:00-19:00	4/10/2013 12:01 62.0	9/10/2013 18:31 65.4	16/10/2013 13:01 65.9	22/10/2013 7:31 66.0
28/9/2013 7:01 64.9	4/10/2013 12:31 62.8	10/10/2013 7:01 64.2	16/10/2013 13:31 66.0	22/10/2013 8:01 64.5
28/9/2013 7:31 65.2	4/10/2013 13:01 62.9	10/10/2013 7:31 65.1	16/10/2013 14:01 66.0	22/10/2013 8:31 64.7
28/9/2013 8:01 66.1	4/10/2013 13:31 64.0	10/10/2013 8:01 64.5	16/10/2013 14:31 64.7	22/10/2013 9:01 64.2
28/9/2013 8:31 65.7	4/10/2013 14:01 64.1	10/10/2013 8:31 63.9	16/10/2013 15:01 66.1	22/10/2013 9:31 65.8
28/9/2013 9:01 66.4	4/10/2013 14:31 64.3	10/10/2013 9:01 63.9	16/10/2013 15:31 66.3	22/10/2013 10:01 67.3
28/9/2013 9:31 65.3	4/10/2013 15:01 64.1	10/10/2013 9:31 65.1	16/10/2013 16:01 66.2	22/10/2013 10:31 66.9
28/9/2013 10:01 65.0	4/10/2013 15:31 64.6	10/10/2013 10:01 65.6	16/10/2013 16:31 66.6	22/10/2013 11:01 67.0
28/9/2013 10:31 65.0	4/10/2013 16:01 64.5	10/10/2013 10:31 65.6	16/10/2013 17:01 65.9	22/10/2013 11:31 66.4
28/9/2013 11:01 65.2	4/10/2013 16:31 66.1	10/10/2013 11:01 66.1	16/10/2013 17:31 65.9	22/10/2013 12:01 66.5
28/9/2013 11:31 64.8	4/10/2013 17:01 66.3	10/10/2013 11:31 64.8	16/10/2013 18:01 65.9	22/10/2013 12:31 66.0
28/9/2013 12:01 64.1	4/10/2013 17:31 64.4	10/10/2013 12:01 65.2	16/10/2013 18:31 65.9	22/10/2013 13:01 66.3
28/9/2013 12:31 64.8	4/10/2013 18:01 64.0	10/10/2013 12:31 65.3	17/10/2013 7:01 64.5	22/10/2013 13:31 67.0
28/9/2013 13:01 64.5	4/10/2013 18:31 62.5	10/10/2013 13:01 65.6	17/10/2013 7:31 65.7	22/10/2013 14:01 66.7
28/9/2013 13:31 64.0	5/10/2013 7:01 65.2	10/10/2013 13:31 65.7	17/10/2013 8:01 63.8	22/10/2013 14:31 66.0
28/9/2013 14:01 63.9	5/10/2013 7:31 65.4	10/10/2013 14:01 65.5	17/10/2013 8:31 63.8	22/10/2013 15:01 66.4
28/9/2013 14:31 63.9	5/10/2013 8:01 66.1	10/10/2013 14:31 64.7	17/10/2013 9:01 64.1	22/10/2013 15:31 67.1
28/9/2013 15:01 63.9	5/10/2013 8:31 65.7	10/10/2013 15:01 65.4	17/10/2013 9:31 65.9	22/10/2013 16:01 65.8
28/9/2013 15:31 63.4	5/10/2013 9:01 65.7	10/10/2013 15:31 65.6	17/10/2013 10:01 66.7	22/10/2013 16:31 65.6
28/9/2013 16:01 64.4	5/10/2013 9:31 65.4	10/10/2013 16:01 65.3	17/10/2013 10:31 66.1	22/10/2013 17:01 65.8
28/9/2013 16:31 64.6	5/10/2013 10:01 65.3	10/10/2013 16:31 66.0	17/10/2013 11:01 65.8	22/10/2013 17:31 66.5
28/9/2013 17:01 65.8	5/10/2013 10:31 65.6	10/10/2013 17:01 66.0	17/10/2013 11:31 66.0	22/10/2013 18:01 66.3
28/9/2013 17:31 64.6	5/10/2013 11:01 64.9	10/10/2013 17:31 62.9	17/10/2013 12:01 63.8	22/10/2013 18:31 66.0
28/9/2013 18:01 64.1	5/10/2013 11:31 64.7	10/10/2013 18:01 64.2	17/10/2013 12:31 65.3	23/10/2013 7:01 66.6
28/9/2013 18:31 65.0	5/10/2013 12:01 64.4	10/10/2013 18:31 64.6	17/10/2013 13:01 66.1	23/10/2013 7:31 66.6
30/9/2013 7:01 65.9	5/10/2013 12:31 64.0	11/10/2013 7:01 64.8	17/10/2013 13:31 65.7	23/10/2013 8:01 64.9
30/9/2013 7:31 67.2	5/10/2013 13:01 64.4	11/10/2013 7:31 66.0	17/10/2013 14:01 66.2	23/10/2013 8:31 64.4
30/9/2013 8:01 66.1	5/10/2013 13:31 65.2	11/10/2013 8:01 64.3	17/10/2013 14:31 66.3	23/10/2013 9:01 64.1
30/9/2013 8:31 63.6	5/10/2013 14:01 63.8	11/10/2013 8:31 63.8	17/10/2013 15:01 65.2	23/10/2013 9:31 66.5
30/9/2013 9:01 65.1	5/10/2013 14:31 64.1	11/10/2013 9:01 64.2	17/10/2013 15:31 64.6	23/10/2013 10:01 65.9
30/9/2013 9:31 66.8	5/10/2013 15:01 65.2	11/10/2013 9:31 65.1	17/10/2013 16:01 65.6	23/10/2013 10:31 66.4
30/9/2013 10:01 66.4	5/10/2013 15:31 65.1	11/10/2013 10:01 65.7	17/10/2013 16:31 66.1	23/10/2013 11:01 65.9
30/9/2013 10:31 66.5	5/10/2013 16:01 64.8	11/10/2013 10:31 65.2	17/10/2013 17:01 65.7	23/10/2013 11:31 64.5
30/9/2013 11:01 65.6	5/10/2013 16:31 65.9	11/10/2013 11:01 65.1	17/10/2013 17:31 65.0	23/10/2013 12:01 64.2
30/9/2013 11:31 64.7	5/10/2013 17:01 65.2	11/10/2013 11:31 63.1	17/10/2013 18:01 65.7	23/10/2013 12:31 65.8
30/9/2013 12:01 64.4	5/10/2013 17:31 64.5	11/10/2013 12:01 62.6	17/10/2013 18:31 66.2	23/10/2013 13:01 65.8
30/9/2013 12:31 64.4	5/10/2013 18:01 65.4	11/10/2013 12:31 63.3	18/10/2013 7:01 65.2	23/10/2013 13:31 66.0
30/9/2013 13:01 66.9	5/10/2013 18:31 65.1	11/10/2013 13:01 65.4	18/10/2013 7:31 66.4	23/10/2013 14:01 65.9
30/9/2013 13:31 67.3	7/10/2013 7:01 65.0	11/10/2013 13:31 66.0	18/10/2013 8:01 65.2	23/10/2013 14:31 65.9
30/9/2013 14:01 67.3	7/10/2013 7:31 65.6	11/10/2013 14:01 65.3	18/10/2013 8:31 63.6	23/10/2013 15:01 66.0
30/9/2013 14:31 65.8	7/10/2013 8:01 64.9	11/10/2013 14:31 65.1	18/10/2013 9:01 64.3	23/10/2013 15:31 65.7
30/9/2013 15:01 65.6	7/10/2013 8:31 65.8	11/10/2013 15:01 66.4	18/10/2013 9:31 66.3	23/10/2013 16:01 66.5
30/9/2013 15:31 64.4	7/10/2013 9:01 65.1	11/10/2013 15:31 65.0	18/10/2013 10:01 66.1	23/10/2013 16:31 66.4
30/9/2013 16:01 64.8	7/10/2013 9:31 66.2	11/10/2013 16:01 65.8	18/10/2013 10:31 65.5	23/10/2013 17:01 66.5
30/9/2013 16:31 65.4	7/10/2013 10:01 66.0	11/10/2013 16:31 65.6	18/10/2013 11:01 65.8	23/10/2013 17:31 66.0
30/9/2013 17:01 64.6	7/10/2013 10:31 66.4	11/10/2013 17:01 62.9	18/10/2013 11:31 65.9	23/10/2013 18:01 66.2
30/9/2013 17:31 64.3	7/10/2013 11:01 66.3	11/10/2013 17:31 63.8	18/10/2013 12:01 64.2	23/10/2013 18:31 65.8
30/9/2013 18:01 65.4	7/10/2013 11:31 65.6	11/10/2013 18:01 64.3	18/10/2013 12:31 64.4	24/10/2013 7:01 64.7
30/9/2013 18:31 63.9	7/10/2013 12:01 64.5	11/10/2013 18:31 62.7	18/10/2013 13:01 65.6	24/10/2013 7:31 65.8
2/10/2013 7:01 64.7	7/10/2013 12:31 65.9	12/10/2013 7:01 64.8	18/10/2013 13:31 66.6	24/10/2013 8:01 64.2
2/10/2013 7:31 66.1	7/10/2013 13:01 65.8	12/10/2013 7:31 65.7	18/10/2013 14:01 65.8	24/10/2013 8:31 63.9
2/10/2013 8:01 65.0	7/10/2013 13:31 66.1	12/10/2013 8:01 65.6	18/10/2013 14:31 64.5	24/10/2013 9:01 65.2
2/10/2013 8:31 64.1	7/10/2013 14:01 65.8	12/10/2013 8:31 65.9	18/10/2013 15:01 64.5	24/10/2013 9:31 65.5
2/10/2013 9:01 64.2	7/10/2013 14:31 65.4	12/10/2013 9:01 65.6	18/10/2013 15:31 64.3	24/10/2013 10:01 66.7
2/10/2013 9:31 65.4	7/10/2013 15:01 65.9	12/10/2013 9:31 65.5	18/10/2013 16:01 64.3	24/10/2013 10:31 65.9
2/10/2013 10:01 63.5	7/10/2013 15:31 66.3	12/10/2013 10:01 64.9	18/10/2013 16:31 63.9	24/10/2013 11:01 65.4
2/10/2013 10:31 63.7	7/10/2013 16:01 65.3	12/10/2013 10:31 64.4	18/10/2013 17:01 64.2	24/10/2013 11:31 65.1
2/10/2013 11:01 65.6	7/10/2013 16:31 65.7	12/10/2013 11:01 64.2	18/10/2013 17:31 63.9	24/10/2013 12:01 65.5
2/10/2013 11:31 65.8	7/10/2013 17:01 65.9	12/10/2013 11:31 64.0	18/10/2013 18:01 63.4	24/10/2013 12:31 65.7
2/10/2013 12:01 65.9	7/10/2013 17:31 66.1	12/10/2013 12:01 64.4	18/10/2013 18:31 63.1	24/10/2013 13:01 66.2
2/10/2013 12:31 65.6	7/10/2013 18:01 65.9	12/10/2013 12:31 64.6	18/10/2013 19:01 64.8	24/10/2013 13:31 66.3
2/10/2013 13:01 65.7	7/10/2013 18:31 66.4	12/10/2013 13:01 65.3	19/10/2013 7:01 64.8	24/10/2013 13:31 66.3
2/10/2013 13:31 64.6	8/10/2013 7:01 64.7	12/10/2013 13:31 64.3	19/10/2013 7:31 65.4	24/10/2013 14:01 65.1
2/10/2013 14:01 64.9	8/10/2013 7:31 65.2	12/10/2013 14:01 63.8	19/10/2013 8:01 65.9	24/10/2013 14:31 64.7
2/10/2013 14:31 64.7	8/10/2013 8:01 64.6	12/10/2013 14:31 64.1	19/10/2013 8:31 65.7	24/10/2013 15:01 66.0
2/10/2013 15:01 65.8	8/10/2013 8:31 63.5	12/10/2013 15:01 65.0	19/10/2013 9:01 65.5	24/10/2013 15:31 65.5
2/10/2013 15:31 65.1	8/10/2013 9:01 64.6	12/10/2013 15:31 65.3	19/10/2013 10:01 65.3	24/10/2013 16:01 66.4
2/10/2013 16:01 64.7	8/10/2013 9:31 64.9	12/10/2013 16:01 64.2	19/10/2013 10:31 65.4	24/10/2013 16:31 65.9
2/10/2013 16:31 65.3	8/10/2013 10:01 65.8	12/10/2013 16:31 64.7	19/10/2013 11:01 64.7	24/10/2013 17:01 65.4
2/10/2013 17:01 65.1	8/10/2013 10:31 65.3	12/10/2013 17:01 64.3	19/10/2013 11:31 65.6	24/10/2013 17:31 64.3
2/10/2013 17:31 66.1	8/10/2013 11:01 65.9	12/10/2013 17:31 64.3	19/10/2013 12:01 65.7	24/10/2013 18:01 64.8
2/10/2013 18:01 65.3	8/10/2013 11:31 64.3	12/10/2013 18:01 64.1	19/10/2013 12:31 65.5	24/10/2013 18:31 63.8
2/10/2013 18:31 63.5	8/10/2013 12:01 64.7	12/10/2013 18:31 64.0	19/10/2013 13:01 65.0	25/10/2013 7:01 64.5
3/10/2013 7:01 65.0	8/10/2013 12:31 65.6	15/10/2013 7:01 64.6	19/10/2013 13:31 64.9	25/10/2013 8:01 63.6
3/10/2013 7:31 66.2	8/10/2013 13:01 65.9	15/10/2013 7:31 66.1	19/10/2013 14:01 65.3	25/10/2013 8:31 63.9
3/10/2013 8:01 65.2	8/10/2013 13:31 65.6	15/10/2013 8:01 64.0	19/10/2013 14:31 66.3	25/10/2013 9:01 64.1
3/10/2013 8:31 63.7	8/10/2013 14:01 65.8	15/10/2013 8:31 63.7	19/10/2013 15:01 66.2	25/10/2013 9:31 64.5
3/10/2013 9:01 65.2	8/10/2013 14:31 64.8	15/10/2013 9:01 64.2	19/10/2013 15:31 65.9	25/10/2013 10:01 65.4
3/10/2013 9:31 66.3	8/10/2013 15:01 65.8	15/10/2013 9:31 64.8	19/10/2013 16:01 65.7	25/10/2013 10:31 65.7
3/10/2013 10:01 66.3	8/10/2013 15:31 66.0	15/10/2013 10:01 65.1	19/10/2013 16:31 64.9	25/10/2013 11:01 66.1
3/10/2013 10:31 65.1	8/10/2013 16:01 65.9	15/10/2013 10:31 66.1	19/10/2013 17:01 65.3	25/10/2013 11:31 65.5
3/10/2013 11:01 65.8	8/10/2013 16:31 64.5	15/10/2013 11:01 65.9	19/10/2013 17:31 64.3	25/10/2013 12:01 65.0
3/10/2013 11:31 65.9	8/10/2013 17:01 64.9	15/10/2013 11:31 65.0	19/10/2013 18:01 64.8	25/10/2013 12:31 65.2
3/10/2013 12:01 64.7	8/10/2013 17:31 64.9	15/10/2013 12:01 64.4	19/10/2013 18:31 65.1	25/10/2013 13:01 66.1
3/10/2013 12:31 65.6	8/10/2013 18:01 65.5	15/10/2013 12:31 64.5	21/10/2013 7:01 65.4	25/10/2013 13:31 66.0
3/10/2013 13:01 64.7	8/10/2013 18:31 65.7	15/10/2013 13:01 66.4	21/10/2013 7:31 66.6	25/10/2013 14:01 66.1
3/10/2013 13:31 66.0	9/10/2013 7:01 64.6	15/10/2013 13:31 65.2	21/10/2013 8:01 65.2	25/10/2013 14:31 65.2
3/10/2013 14:01 64.4	9/10/2013 7:31 65.4	15/10/2013 14:01 64.2	21/10/2013 8:31 64.5	25/10/2013 15:01 64.5
3/10/2013 14:31 64.1	9/10/2013 8:01 64.3	15/10/2013 14:31 65.7	21/10/2013 9:01	

Real-time Noise Data		RTN4 (Causeway Bay Community Centre)									
29/9/2013 10:51	60.3	29/9/2013 19:56	51.9	1/10/2013 9:01	56.6	1/10/2013 18:06	60.2	3/10/2013 19:11	63.0	5/10/2013 20:16	58.1
29/9/2013 10:56	58.1	29/9/2013 20:01	58.1	1/10/2013 9:06	56.8	1/10/2013 18:11	56.3	3/10/2013 19:16	62.3	5/10/2013 20:21	60.1
29/9/2013 11:01	61.8	29/9/2013 20:06	56.3	1/10/2013 9:11	56.1	1/10/2013 18:16	60.1	3/10/2013 19:21	62.5	5/10/2013 20:26	57.5
29/9/2013 11:06	59.0	29/9/2013 20:11	42.1	1/10/2013 9:16	60.1	1/10/2013 18:21	65.4	3/10/2013 19:26	61.8	5/10/2013 20:31	57.2
29/9/2013 11:11	58.7	29/9/2013 20:16	56.6	1/10/2013 9:21	59.1	1/10/2013 18:26	59.8	3/10/2013 19:31	62.4	5/10/2013 20:36	60.3
29/9/2013 11:16	58.3	29/9/2013 20:21	54.5	1/10/2013 9:26	59.6	1/10/2013 18:31	57.4	3/10/2013 19:36	63.3	5/10/2013 20:41	58.9
29/9/2013 11:21	59.2	29/9/2013 20:26	53.9	1/10/2013 9:31	59.5	1/10/2013 18:36	55.1	3/10/2013 19:41	57.4	5/10/2013 20:46	58.8
29/9/2013 11:26	60.5	29/9/2013 20:31	56.9	1/10/2013 9:36	59.6	1/10/2013 18:41	57.4	3/10/2013 19:46	60.7	5/10/2013 20:51	57.1
29/9/2013 11:31	59.2	29/9/2013 20:36	51.9	1/10/2013 9:41	59.1	1/10/2013 18:46	55.4	3/10/2013 19:51	60.5	5/10/2013 20:56	54.4
29/9/2013 11:36	63.6	29/9/2013 20:41	55.6	1/10/2013 9:46	61.4	1/10/2013 18:51	59.8	3/10/2013 19:56	62.6	5/10/2013 21:01	57.0
29/9/2013 11:41	60.1	29/9/2013 20:46	55.4	1/10/2013 9:51	59.5	1/10/2013 18:56	60.2	3/10/2013 20:01	63.6	5/10/2013 21:06	57.3
29/9/2013 11:46	60.1	29/9/2013 20:51	50.9	1/10/2013 9:56	60.4	1/10/2013 19:01	55.6	3/10/2013 20:06	62.0	5/10/2013 21:11	57.8
29/9/2013 11:51	59.9	29/9/2013 20:56	54.3	1/10/2013 10:01	60.4	1/10/2013 19:06	56.5	3/10/2013 20:11	61.7	5/10/2013 21:16	55.1
29/9/2013 11:56	57.8	29/9/2013 21:01	58.6	1/10/2013 10:06	61.1	1/10/2013 19:11	58.5	3/10/2013 20:16	59.8	5/10/2013 21:21	55.4
29/9/2013 12:01	56.9	29/9/2013 21:06	54.1	1/10/2013 10:11	59.4	1/10/2013 19:16	58.6	3/10/2013 20:21	59.4	5/10/2013 21:26	55.4
29/9/2013 12:06	59.3	29/9/2013 21:11	52.4	1/10/2013 10:16	59.9	1/10/2013 19:21	60.4	3/10/2013 20:26	64.2	5/10/2013 21:31	56.6
29/9/2013 12:11	57.5	29/9/2013 21:16	57.4	1/10/2013 10:21	58.6	1/10/2013 19:26	59.9	3/10/2013 20:31	58.9	5/10/2013 21:36	58.7
29/9/2013 12:16	58.4	29/9/2013 21:21	57.7	1/10/2013 10:26	61.3	1/10/2013 19:31	59.9	3/10/2013 20:36	60.2	5/10/2013 21:41	61.6
29/9/2013 12:21	62.3	29/9/2013 21:26	54.1	1/10/2013 10:31	56.6	1/10/2013 19:36	60.2	3/10/2013 20:41	61.1	5/10/2013 21:46	52.8
29/9/2013 12:26	58.1	29/9/2013 21:31	63.6	1/10/2013 10:36	55.6	1/10/2013 19:41	56.6	3/10/2013 20:46	60.9	5/10/2013 21:51	61.8
29/9/2013 12:31	60.1	29/9/2013 21:36	63.5	1/10/2013 10:41	60.6	1/10/2013 19:46	57.1	3/10/2013 20:51	60.2	5/10/2013 21:56	57.3
29/9/2013 12:36	59.5	29/9/2013 21:41	51.9	1/10/2013 10:46	57.5	1/10/2013 19:51	55.4	3/10/2013 20:56	59.8	5/10/2013 22:01	56.3
29/9/2013 12:41	60.0	29/9/2013 21:46	63.6	1/10/2013 10:51	59.5	1/10/2013 19:56	54.1	3/10/2013 21:01	58.3	5/10/2013 22:06	57.3
29/9/2013 12:46	58.3	29/9/2013 21:51	53.9	1/10/2013 10:56	60.9	1/10/2013 20:01	59.8	3/10/2013 21:06	57.5	5/10/2013 22:11	58.9
29/9/2013 12:51	59.2	29/9/2013 21:56	63.7	1/10/2013 11:01	56.7	1/10/2013 20:06	58.7	3/10/2013 21:11	59.0	5/10/2013 22:16	60.6
29/9/2013 12:56	52.5	29/9/2013 22:01	63.4	1/10/2013 11:06	58.2	1/10/2013 20:11	55.6	3/10/2013 21:16	57.3	5/10/2013 22:21	57.3
29/9/2013 13:01	58.2	29/9/2013 22:06	63.5	1/10/2013 11:11	60.2	1/10/2013 20:16	57.1	3/10/2013 21:21	58.6	5/10/2013 22:26	58.8
29/9/2013 13:06	59.0	29/9/2013 22:11	53.1	1/10/2013 11:16	61.8	1/10/2013 20:21	55.5	3/10/2013 21:26	60.2	5/10/2013 22:31	60.9
29/9/2013 13:11	57.3	29/9/2013 22:16	57.5	1/10/2013 11:21	60.5	1/10/2013 20:26	56.2	3/10/2013 21:31	60.8	5/10/2013 22:36	60.9
29/9/2013 13:16	58.9	29/9/2013 22:21	52.7	1/10/2013 11:26	58.1	1/10/2013 20:31	53.7	3/10/2013 21:36	58.6	5/10/2013 22:41	60.9
29/9/2013 13:21	59.2	29/9/2013 22:26	57.9	1/10/2013 11:31	58.9	1/10/2013 20:36	58.5	3/10/2013 21:41	59.6	5/10/2013 22:46	51.4
29/9/2013 13:26	58.2	29/9/2013 22:31	63.6	1/10/2013 11:36	59.6	1/10/2013 20:41	54.0	3/10/2013 21:46	55.0	5/10/2013 22:51	56.9
29/9/2013 13:31	58.3	29/9/2013 22:36	55.0	1/10/2013 11:41	60.1	1/10/2013 20:46	52.9	3/10/2013 21:51	60.0	5/10/2013 22:56	56.9
29/9/2013 13:36	57.1	29/9/2013 22:41	55.0	1/10/2013 11:46	58.1	1/10/2013 20:51	55.4	3/10/2013 21:56	59.6	6/10/2013 7:01	62.3
29/9/2013 13:41	57.1	29/9/2013 22:46	63.7	1/10/2013 11:51	58.5	1/10/2013 20:56	59.2	3/10/2013 22:01	56.5	6/10/2013 7:06	63.2
29/9/2013 13:46	59.9	29/9/2013 22:51	56.6	1/10/2013 11:56	61.3	1/10/2013 21:01	55.2	3/10/2013 22:06	56.8	6/10/2013 7:11	62.6
29/9/2013 13:51	60.6	29/9/2013 22:56	53.1	1/10/2013 12:01	58.5	1/10/2013 21:06	57.2	3/10/2013 22:11	57.8	6/10/2013 7:16	57.5
29/9/2013 13:56	60.4	30/9/2013 19:01	62.7	1/10/2013 12:06	60.3	1/10/2013 21:11	55.9	3/10/2013 22:16	55.3	6/10/2013 7:21	63.7
29/9/2013 14:01	59.5	30/9/2013 19:06	44.3	1/10/2013 12:11	60.1	1/10/2013 21:16	57.2	3/10/2013 22:21	59.8	6/10/2013 7:26	40.3
29/9/2013 14:06	60.1	30/9/2013 19:11	63.3	1/10/2013 12:16	60.4	1/10/2013 21:21	52.8	3/10/2013 22:26	57.9	6/10/2013 7:31	62.7
29/9/2013 14:11	59.0	30/9/2013 19:16	62.3	1/10/2013 12:21	61.1	1/10/2013 21:26	51.4	3/10/2013 22:31	57.0	6/10/2013 7:36	63.4
29/9/2013 14:16	59.3	30/9/2013 19:21	62.7	1/10/2013 12:26	59.9	1/10/2013 21:31	59.0	3/10/2013 22:36	57.6	6/10/2013 7:41	55.1
29/9/2013 14:21	58.8	30/9/2013 19:26	49.7	1/10/2013 12:31	66.3	1/10/2013 21:36	56.8	3/10/2013 22:41	59.7	6/10/2013 7:46	57.2
29/9/2013 14:26	57.2	30/9/2013 19:31	57.5	1/10/2013 12:36	61.3	1/10/2013 21:41	57.5	3/10/2013 22:46	55.7	6/10/2013 7:51	63.4
29/9/2013 14:31	57.9	30/9/2013 19:36	57.7	1/10/2013 12:41	59.7	1/10/2013 21:46	56.7	3/10/2013 22:51	57.6	6/10/2013 7:56	68.4
29/9/2013 14:36	57.7	30/9/2013 19:41	57.2	1/10/2013 12:46	60.4	1/10/2013 21:51	58.5	3/10/2013 22:56	56.9	6/10/2013 8:01	63.4
29/9/2013 14:41	59.8	30/9/2013 19:46	58.3	1/10/2013 12:51	58.2	1/10/2013 21:56	56.3	4/10/2013 19:01	62.8	6/10/2013 8:06	42.1
29/9/2013 14:46	59.1	30/9/2013 19:51	61.1	1/10/2013 12:56	60.2	1/10/2013 22:01	55.8	4/10/2013 19:06	63.5	6/10/2013 8:11	45.1
29/9/2013 14:51	58.5	30/9/2013 19:56	64.1	1/10/2013 13:01	59.8	1/10/2013 22:06	63.5	4/10/2013 19:11	63.1	6/10/2013 8:16	53.9
29/9/2013 14:56	58.3	30/9/2013 20:01	63.8	1/10/2013 13:06	58.4	1/10/2013 22:11	54.2	4/10/2013 19:16	63.5	6/10/2013 8:21	60.7
29/9/2013 15:01	57.4	30/9/2013 20:06	64.8	1/10/2013 13:11	55.7	1/10/2013 22:16	59.2	4/10/2013 19:21	59.4	6/10/2013 8:26	54.1
29/9/2013 15:06	57.4	30/9/2013 20:11	63.7	1/10/2013 13:16	57.2	1/10/2013 22:21	46.4	4/10/2013 19:26	62.1	6/10/2013 8:31	51.2
29/9/2013 15:11	57.6	30/9/2013 20:16	62.6	1/10/2013 13:21	60.7	1/10/2013 22:26	58.2	4/10/2013 19:31	60.6	6/10/2013 8:36	50.2
29/9/2013 15:16	58.1	30/9/2013 20:21	62.7	1/10/2013 13:26	55.4	1/10/2013 22:31	59.5	4/10/2013 19:36	61.2	6/10/2013 8:41	51.4
29/9/2013 15:21	60.4	30/9/2013 20:26	63.5	1/10/2013 13:31	60.0	1/10/2013 22:36	55.6	4/10/2013 19:41	60.5	6/10/2013 8:46	63.6
29/9/2013 15:26	60.6	30/9/2013 20:31	62.2	1/10/2013 13:36	60.6	1/10/2013 22:41	56.5	4/10/2013 19:46	61.6	6/10/2013 8:51	58.9
29/9/2013 15:31	58.9	30/9/2013 20:36	63.3	1/10/2013 13:41	57.8	1/10/2013 22:46	53.2	4/10/2013 19:51	60.6	6/10/2013 8:56	57.5
29/9/2013 15:36	58.4	30/9/2013 20:41	63.2	1/10/2013 13:46	55.6	1/10/2013 22:51	57.1	4/10/2013 19:56	61.8	6/10/2013 9:01	55.7
29/9/2013 15:41	56.1	30/9/2013 20:46	62.9	1/10/2013 13:51	57.5	1/10/2013 22:56	63.7	4/10/2013 20:01	60.2	6/10/2013 9:06	57.9
29/9/2013 15:46	61.2	30/9/2013 20:51	63.3	1/10/2013 13:56	56.7	2/10/2013 19:01	63.5	4/10/2013 20:06	61.5	6/10/2013 9:11	57.5
29/9/2013 15:51	56.3	30/9/2013 20:56	62.3	1/10/2013 14:01	55.4	2/10/2013 19:06	52.5	4/10/2013 20:11	60.1	6/10/2013 9:16	59.8
29/9/2013 15:56	55.9	30/9/2013 21:01	61.9	1/10/2013 14:06	59.2	2/10/2013 19:11	51.4	4/10/2013 20:16	59.2	6/10/2013 9:21	57.3
29/9/2013 16:01	52.7	30/9/2013 21:06	62.7	1/10/2013 14:11	50.2	2/10/2013 19:16	60.6	4/10/2013 20:21	59.9	6/10/2013 9:26	56.8
29/9/2013 16:06	63.6	30/9/2013 21:11	62.1	1/10/2013 14:16	57.0	2/10/2013 19:21	60.9	4/10/2013 20:26	58.2	6/10/2013 9:31	57.6
29/9/2013 16:11	57.2	30/9/2013 21:16	60.9	1/10/2013 14:21	60.4	2/10/2013 19:26	60.7	4/10/2013 20:31	60.0	6/10/2013 9:36	52.7
29/9/2013 16:16	58.6	30/9/2013 21:21	61.8	1/10/2013 14:26	59.4	2/10/2013 19:31	60.8	4/10/2013 20:36	59.4	6/10/2013 9:41	63.7
29/9/2013 16:21	59.4	30/9/2013 21:26	61.9	1/10/2013 14:31	58.1	2/10/2013 19:36	61.9	4/10/2013 20:41	57.9	6/10/2013 9:46	63.7
29/9/2013 16:26	59.4	30/9/2013 21:31	61.9	1/10/2013 14:36	60.8	2/10/2013 19:41	63.5	4/10/2013 20:46	58.6	6/10/2013 9:51	60.2
29/9/2013 16:31	58.1	30/9/2013 21:36	63.9	1/10/2013 14:41	54.4	2/10/2013 19:46	62.3	4/10/2013 20:51	58.4	6/10/20	

Real-time Noise Data	RTN4 (Causeway Bay Community Centre)				
6/10/2013 13:21 56.1	6/10/2013 22:26 63.4	9/10/2013 19:31 60.8	11/10/2013 20:36 57.4	13/10/2013 9:41 59.1	13/10/2013 18:46 56.1
6/10/2013 13:26 57.9	6/10/2013 22:31 56.9	9/10/2013 19:36 62.8	11/10/2013 20:41 58.0	13/10/2013 9:46 57.8	13/10/2013 18:51 55.2
6/10/2013 13:31 55.5	6/10/2013 22:36 54.4	9/10/2013 19:41 61.3	11/10/2013 20:46 57.5	13/10/2013 9:51 59.3	13/10/2013 18:56 58.5
6/10/2013 13:36 58.9	6/10/2013 22:41 51.9	9/10/2013 19:46 61.0	11/10/2013 20:51 61.1	13/10/2013 9:56 58.5	13/10/2013 19:01 59.1
6/10/2013 13:41 59.4	6/10/2013 22:46 63.5	9/10/2013 19:51 61.5	11/10/2013 20:56 57.4	13/10/2013 10:01 59.2	13/10/2013 19:06 54.7
6/10/2013 13:46 58.3	6/10/2013 22:51 53.1	9/10/2013 19:56 60.3	11/10/2013 21:01 59.4	13/10/2013 10:06 56.3	13/10/2013 19:11 52.5
6/10/2013 13:51 54.2	6/10/2013 22:56 57.3	9/10/2013 20:01 59.9	11/10/2013 21:06 53.4	13/10/2013 10:11 58.6	13/10/2013 19:16 53.9
6/10/2013 13:56 58.0	7/10/2013 19:01 60.6	9/10/2013 20:06 57.8	11/10/2013 21:11 59.4	13/10/2013 10:16 59.6	13/10/2013 19:21 60.3
6/10/2013 14:01 56.8	7/10/2013 19:06 61.9	9/10/2013 20:11 60.8	11/10/2013 21:16 59.2	13/10/2013 10:21 57.8	13/10/2013 19:26 53.2
6/10/2013 14:06 56.4	7/10/2013 19:11 62.3	9/10/2013 20:16 60.0	11/10/2013 21:21 56.4	13/10/2013 10:26 56.5	13/10/2013 19:31 53.5
6/10/2013 14:11 56.1	7/10/2013 19:16 61.6	9/10/2013 20:21 59.0	11/10/2013 21:26 60.6	13/10/2013 10:31 53.7	13/10/2013 19:36 54.2
6/10/2013 14:16 58.3	7/10/2013 19:21 59.0	9/10/2013 20:26 57.5	11/10/2013 21:31 52.5	13/10/2013 10:36 50.2	13/10/2013 19:41 43.4
6/10/2013 14:21 59.8	7/10/2013 19:26 60.4	9/10/2013 20:31 59.4	11/10/2013 21:36 57.3	13/10/2013 10:41 57.2	13/10/2013 19:46 57.9
6/10/2013 14:26 59.3	7/10/2013 19:31 61.2	9/10/2013 20:36 59.5	11/10/2013 21:41 59.7	13/10/2013 10:46 52.2	13/10/2013 19:51 50.6
6/10/2013 14:31 58.1	7/10/2013 19:36 61.2	9/10/2013 20:41 59.1	11/10/2013 21:46 54.4	13/10/2013 10:51 55.5	13/10/2013 19:56 52.7
6/10/2013 14:36 58.7	7/10/2013 19:41 58.7	9/10/2013 20:46 57.0	11/10/2013 21:51 58.7	13/10/2013 10:56 62.2	13/10/2013 20:01 53.7
6/10/2013 14:41 61.1	7/10/2013 19:46 61.7	9/10/2013 20:51 58.1	11/10/2013 21:56 55.6	13/10/2013 11:01 63.6	13/10/2013 20:06 55.2
6/10/2013 14:46 59.5	7/10/2013 19:51 59.9	9/10/2013 20:56 53.2	11/10/2013 22:01 57.9	13/10/2013 11:06 52.9	13/10/2013 20:11 54.1
6/10/2013 14:51 58.1	7/10/2013 19:56 59.3	9/10/2013 21:01 56.6	11/10/2013 22:06 53.9	13/10/2013 11:11 57.2	13/10/2013 20:16 56.8
6/10/2013 14:56 58.1	7/10/2013 20:01 59.3	9/10/2013 21:06 57.4	11/10/2013 22:11 58.8	13/10/2013 11:16 52.1	13/10/2013 20:21 63.6
6/10/2013 15:01 57.6	7/10/2013 20:06 57.8	9/10/2013 21:11 58.4	11/10/2013 22:16 60.9	13/10/2013 11:21 52.9	13/10/2013 20:26 63.7
6/10/2013 15:06 60.7	7/10/2013 20:11 58.3	9/10/2013 21:16 56.1	11/10/2013 22:21 57.8	13/10/2013 11:26 55.9	13/10/2013 20:31 63.3
6/10/2013 15:11 58.1	7/10/2013 20:16 54.2	9/10/2013 21:21 56.5	11/10/2013 22:26 40.3	13/10/2013 11:31 53.9	13/10/2013 20:36 45.8
6/10/2013 15:16 56.6	7/10/2013 20:21 58.5	9/10/2013 21:26 52.5	11/10/2013 22:31 52.1	13/10/2013 11:36 63.3	13/10/2013 20:41 63.0
6/10/2013 15:21 63.1	7/10/2013 20:26 61.0	9/10/2013 21:31 56.9	11/10/2013 22:36 55.8	13/10/2013 11:41 55.1	13/10/2013 20:46 63.3
6/10/2013 15:26 56.6	7/10/2013 20:31 59.2	9/10/2013 21:36 58.6	11/10/2013 22:41 54.9	13/10/2013 11:46 62.8	13/10/2013 20:51 57.2
6/10/2013 15:31 57.0	7/10/2013 20:36 59.9	9/10/2013 21:41 59.2	11/10/2013 22:46 51.6	13/10/2013 11:51 63.6	13/10/2013 20:56 63.3
6/10/2013 15:36 55.9	7/10/2013 20:41 55.6	9/10/2013 21:46 53.4	11/10/2013 22:51 63.6	13/10/2013 11:56 55.2	13/10/2013 21:01 62.7
6/10/2013 15:41 59.1	7/10/2013 20:46 59.0	9/10/2013 21:51 58.0	11/10/2013 22:56 53.3	13/10/2013 12:01 63.7	13/10/2013 21:06 63.4
6/10/2013 15:46 62.0	7/10/2013 20:51 56.1	9/10/2013 21:56 53.8	12/10/2013 19:01 58.7	13/10/2013 12:06 53.3	13/10/2013 21:11 63.6
6/10/2013 15:51 55.1	7/10/2013 20:56 57.3	9/10/2013 22:01 53.9	12/10/2013 19:06 59.9	13/10/2013 12:11 52.1	13/10/2013 21:16 63.4
6/10/2013 15:56 58.6	7/10/2013 21:01 59.5	9/10/2013 22:06 55.2	12/10/2013 19:11 59.8	13/10/2013 12:16 56.9	13/10/2013 21:21 59.9
6/10/2013 16:01 58.5	7/10/2013 21:06 52.4	9/10/2013 22:11 57.6	12/10/2013 19:16 57.5	13/10/2013 12:21 57.3	13/10/2013 21:26 37.7
6/10/2013 16:06 57.4	7/10/2013 21:11 54.5	9/10/2013 22:16 60.1	12/10/2013 19:21 61.3	13/10/2013 12:26 52.4	13/10/2013 21:31 63.1
6/10/2013 16:11 59.8	7/10/2013 21:16 57.5	9/10/2013 22:21 52.4	12/10/2013 19:26 60.3	13/10/2013 12:31 55.6	13/10/2013 21:36 56.6
6/10/2013 16:16 61.3	7/10/2013 21:21 57.8	9/10/2013 22:26 59.3	12/10/2013 19:31 59.7	13/10/2013 12:36 55.5	13/10/2013 21:41 51.4
6/10/2013 16:21 59.4	7/10/2013 21:26 58.1	9/10/2013 22:31 51.4	12/10/2013 19:36 57.5	13/10/2013 12:41 57.9	13/10/2013 21:46 46.9
6/10/2013 16:26 57.3	7/10/2013 21:31 58.8	9/10/2013 22:36 55.1	12/10/2013 19:41 57.9	13/10/2013 12:46 51.6	13/10/2013 21:51 63.5
6/10/2013 16:31 58.8	7/10/2013 21:36 57.2	9/10/2013 22:41 55.5	12/10/2013 19:46 59.6	13/10/2013 12:51 56.5	13/10/2013 21:56 56.0
6/10/2013 16:36 57.2	7/10/2013 21:41 58.1	9/10/2013 22:46 58.5	12/10/2013 19:51 59.8	13/10/2013 12:56 54.6	13/10/2013 22:01 57.2
6/10/2013 16:41 57.4	7/10/2013 21:46 54.5	9/10/2013 22:51 54.4	12/10/2013 19:56 58.2	13/10/2013 13:01 57.8	13/10/2013 22:06 63.7
6/10/2013 16:46 58.7	7/10/2013 21:51 50.0	9/10/2013 22:56 50.4	12/10/2013 20:01 59.4	13/10/2013 13:06 45.1	13/10/2013 22:11 52.5
6/10/2013 16:51 61.1	7/10/2013 21:56 51.6	10/10/2013 19:01 62.1	12/10/2013 20:06 57.6	13/10/2013 13:11 51.2	13/10/2013 22:16 48.5
6/10/2013 16:56 61.0	7/10/2013 22:01 63.5	10/10/2013 19:06 61.2	12/10/2013 20:11 57.2	13/10/2013 13:16 54.3	13/10/2013 22:21 49.2
6/10/2013 17:01 57.4	7/10/2013 22:06 55.2	10/10/2013 19:11 60.7	12/10/2013 20:16 58.6	13/10/2013 13:21 54.9	13/10/2013 22:26 56.8
6/10/2013 17:06 55.0	7/10/2013 22:11 52.2	10/10/2013 19:16 61.4	12/10/2013 20:21 55.4	13/10/2013 13:26 56.4	13/10/2013 22:31 63.1
6/10/2013 17:11 59.8	7/10/2013 22:16 56.8	10/10/2013 19:21 62.3	12/10/2013 20:26 56.1	13/10/2013 13:31 53.4	13/10/2013 22:36 63.5
6/10/2013 17:16 58.3	7/10/2013 22:21 54.7	10/10/2013 19:26 61.3	12/10/2013 20:31 57.8	13/10/2013 13:36 48.9	13/10/2013 22:41 63.5
6/10/2013 17:21 58.8	7/10/2013 22:26 58.5	10/10/2013 19:31 61.5	12/10/2013 20:36 57.4	13/10/2013 13:41 62.9	13/10/2013 22:46 55.4
6/10/2013 17:26 57.3	7/10/2013 22:31 54.9	10/10/2013 19:36 61.6	12/10/2013 20:41 54.7	13/10/2013 13:46 37.3	13/10/2013 22:51 53.3
6/10/2013 17:31 60.1	7/10/2013 22:36 55.2	10/10/2013 19:41 61.7	12/10/2013 20:46 55.6	13/10/2013 13:51 63.6	13/10/2013 22:56 63.5
6/10/2013 17:36 59.6	7/10/2013 22:41 46.9	10/10/2013 19:46 59.2	12/10/2013 20:51 56.7	13/10/2013 13:56 62.6	14/10/2013 7:01 62.5
6/10/2013 17:41 61.7	7/10/2013 22:46 63.2	10/10/2013 19:51 61.3	12/10/2013 20:56 55.6	13/10/2013 14:01 53.9	14/10/2013 7:06 62.7
6/10/2013 17:46 57.7	7/10/2013 22:51 63.0	10/10/2013 19:56 61.4	12/10/2013 21:01 55.5	13/10/2013 14:06 50.4	14/10/2013 7:11 62.0
6/10/2013 17:51 60.4	7/10/2013 22:56 58.1	10/10/2013 20:01 61.2	12/10/2013 21:06 61.5	13/10/2013 14:11 63.5	14/10/2013 7:16 62.6
6/10/2013 17:56 55.8	8/10/2013 19:01 59.6	10/10/2013 20:06 61.1	12/10/2013 21:11 56.6	13/10/2013 14:16 63.3	14/10/2013 7:21 63.2
6/10/2013 18:01 59.9	8/10/2013 19:06 61.1	10/10/2013 20:11 61.5	12/10/2013 21:16 56.7	13/10/2013 14:21 63.6	14/10/2013 7:26 54.1
6/10/2013 18:06 58.1	8/10/2013 19:11 60.0	10/10/2013 20:16 59.5	12/10/2013 21:21 63.7	13/10/2013 14:26 63.4	14/10/2013 7:31 62.8
6/10/2013 18:11 58.0	8/10/2013 19:16 60.3	10/10/2013 20:21 61.3	12/10/2013 21:26 54.4	13/10/2013 14:31 62.9	14/10/2013 7:36 63.1
6/10/2013 18:16 58.0	8/10/2013 19:21 59.3	10/10/2013 20:26 59.4	12/10/2013 21:31 56.5	13/10/2013 14:36 63.0	14/10/2013 7:41 62.7
6/10/2013 18:21 60.4	8/10/2013 19:26 59.8	10/10/2013 20:31 59.6	12/10/2013 21:36 56.6	13/10/2013 14:41 63.1	14/10/2013 7:46 62.7
6/10/2013 18:26 58.7	8/10/2013 19:31 59.6	10/10/2013 20:36 59.5	12/10/2013 21:41 57.7	13/10/2013 14:46 63.3	14/10/2013 7:51 63.1
6/10/2013 18:31 59.6	8/10/2013 19:36 60.1	10/10/2013 20:41 60.1	12/10/2013 21:46 53.8	13/10/2013 14:51 63.1	14/10/2013 7:56 63.0
6/10/2013 18:36 59.5	8/10/2013 19:41 59.3	10/10/2013 20:46 59.4	12/10/2013 21:51 57.2	13/10/2013 14:56 63.3	14/10/2013 8:01 62.7
6/10/2013 18:41 59.3	8/10/2013 19:46 57.5	10/10/2013 20:51 62.3	12/10/2013 21:56 47.8	13/10/2013 15:01 63.4	14/10/2013 8:06 63.5
6/10/2013 18:46 57.3	8/10/2013 19:51 58.6	10/10/2013 20:56 58.8	12/10/2013 22:01 63.6	13/10/2013 15:06 63.5	14/10/2013 8:11 63.3
6/10/2013 18:51 57.7	8/10/2013 19:56 59.2	10/10/2013 21:01 57.5	12/10/2013 22:06 54.0	13/10/2013 15:11 62.5	14/10/2013 8:16 63.4
6/10/2013 18:56 59.4	8/10/2013 20:01 58.7	10/10/2013 21:06 56.9	12/10/2013 22:11 44.3	13/10/2013 15:16 62.9	14/10/2013 8:21 62.9
6/10/2013 19:01 58.7	8/10/2013 20:06 59.5	10/10/2013 21:11 59.1	12/10/2013 22:16 61.7	13/10/2013 15:21 42.1	14/10/2013 8:26 63.6
6/10/2013 19:06 59.8	8/10/2013 20:11 60.2	10/10/2013 21:16 58.2	12/10/2013 22:21 52.1	13/10/2013 15:26 63.3	14/10/2013 8:31 63.4
6/10/2013 19:11 59.4	8/10/2013 20:16 60.5	10/10/2013 21:21 60.0	12/10/2013 22:26 51.2	13/10/2013 15:31 63.5	14/10/2013 8:36 48.2
6/10/2013 19:16 58.8	8/10/2013 20:21 59.8	10/10/2013 21:26 60.2	12/10/2013 22:31 57.7	13/10/2013 15:36 63.5	14/10/2013 8:41 37.3
6/10/2013 19:21 60.2	8/10/2013 20:26 61.0	10/10/2013 21:31 57.4	12/10/2013 22:36 48.9	13/10/2013 15:41 63.1	14/10/2013 8:46 54.7
6/10/2013 19:26 56.7	8/10/2013 20:31 58.3	10/10/2013 21:36 57.9	12/10/2013 22:41 55.9	13/10/2013 15:46 63.1	14/10/2013 8:51 54.0
6/10/2013 19:31 60.5	8/10/2013 20:36 58.1	10/10/2013 21:41 56.6	12/10/2013 22:46 44.3	13/10/2013 15:51 63.3	14/10/2013 8:56 56.5
6/10/2013 19:36 59.4	8/10/2013 20:41 58.8	10/10/2013 21:46 59.2	12/10/2013 22:51 56.1	13/10/2013 15:56 48.5	14/10/2013 9:01 54.3
6/10/2013 19:41 55.5	8/10/2013 20:46 58.7	10/10/2013 21:51 56.8	12/10/2013 22:56 51.4	13/10/2013 16:01 63.2	14/10/2013 9:06 50.9
6/10/2013 19:46 57.9	8/10/2013 20:51 58.7	10/10/2013 21:56 56.9	13/10/2013 7:01 62.6	13/10/2013 16:06 48.5	14

Real-time Noise Data	RTN4 (Causeway Bay Community Centre)				
14/10/2013 11:51 57.6	14/10/2013 20:56 49.4	16/10/2013 22:01 45.1	19/10/2013 19:06 60.6	20/10/2013 12:11 58.7	20/10/2013 21:16 56.7
14/10/2013 11:56 52.5	14/10/2013 21:01 63.4	16/10/2013 22:06 59.0	19/10/2013 19:11 58.5	20/10/2013 12:16 54.5	20/10/2013 21:21 60.5
14/10/2013 12:01 57.0	14/10/2013 21:06 63.6	16/10/2013 22:11 57.7	19/10/2013 19:16 61.1	20/10/2013 12:21 56.6	20/10/2013 21:26 56.9
14/10/2013 12:06 55.9	14/10/2013 21:11 63.5	16/10/2013 22:16 58.2	19/10/2013 19:21 59.9	20/10/2013 12:26 56.8	20/10/2013 21:31 56.4
14/10/2013 12:11 54.0	14/10/2013 21:16 63.2	16/10/2013 22:21 61.1	19/10/2013 19:26 59.1	20/10/2013 12:31 57.5	20/10/2013 21:36 56.3
14/10/2013 12:16 52.5	14/10/2013 21:21 63.6	16/10/2013 22:26 56.5	19/10/2013 19:31 59.4	20/10/2013 12:36 58.4	20/10/2013 21:41 63.5
14/10/2013 12:21 44.3	14/10/2013 21:26 49.4	16/10/2013 22:31 55.3	19/10/2013 19:36 58.3	20/10/2013 12:41 58.3	20/10/2013 21:46 42.1
14/10/2013 12:26 57.4	14/10/2013 21:31 54.7	16/10/2013 22:36 57.6	19/10/2013 19:41 59.5	20/10/2013 12:46 57.0	20/10/2013 21:51 58.0
14/10/2013 12:31 57.3	14/10/2013 21:36 63.5	16/10/2013 22:41 55.6	19/10/2013 19:46 56.3	20/10/2013 12:51 58.6	20/10/2013 21:56 57.5
14/10/2013 12:36 56.8	14/10/2013 21:41 53.8	16/10/2013 22:46 53.7	19/10/2013 19:51 60.0	20/10/2013 12:56 57.9	20/10/2013 22:01 63.5
14/10/2013 12:41 59.4	14/10/2013 21:46 52.2	16/10/2013 22:51 49.7	19/10/2013 19:56 61.3	20/10/2013 13:01 55.3	20/10/2013 22:06 55.6
14/10/2013 12:46 55.1	14/10/2013 21:51 53.8	16/10/2013 22:56 54.2	19/10/2013 20:01 55.2	20/10/2013 13:06 55.8	20/10/2013 22:11 57.7
14/10/2013 12:51 56.5	14/10/2013 21:56 51.8	17/10/2013 19:01 61.9	19/10/2013 20:06 59.2	20/10/2013 13:11 58.7	20/10/2013 22:16 55.6
14/10/2013 12:56 56.3	14/10/2013 22:01 63.5	17/10/2013 19:06 61.6	19/10/2013 20:11 58.2	20/10/2013 13:16 54.9	20/10/2013 22:21 60.8
14/10/2013 13:01 57.3	14/10/2013 22:06 63.7	17/10/2013 19:11 64.0	19/10/2013 20:16 57.1	20/10/2013 13:21 57.4	20/10/2013 22:26 54.7
14/10/2013 13:06 47.4	14/10/2013 22:11 63.4	17/10/2013 19:16 61.8	19/10/2013 20:21 57.3	20/10/2013 13:26 57.9	20/10/2013 22:31 54.7
14/10/2013 13:11 56.4	14/10/2013 22:16 40.3	17/10/2013 19:21 60.9	19/10/2013 20:26 60.1	20/10/2013 13:31 55.6	20/10/2013 22:36 57.4
14/10/2013 13:16 53.2	14/10/2013 22:21 63.3	17/10/2013 19:26 62.6	19/10/2013 20:31 55.8	20/10/2013 13:36 57.1	20/10/2013 22:41 57.2
14/10/2013 13:21 55.5	14/10/2013 22:26 37.3	17/10/2013 19:31 60.9	19/10/2013 20:36 54.4	20/10/2013 13:41 55.8	20/10/2013 22:46 54.1
14/10/2013 13:26 52.5	14/10/2013 22:31 52.2	17/10/2013 19:36 61.3	19/10/2013 20:41 57.8	20/10/2013 13:46 56.5	20/10/2013 22:51 50.6
14/10/2013 13:31 54.6	14/10/2013 22:36 63.6	17/10/2013 19:41 60.3	19/10/2013 20:46 57.7	20/10/2013 13:51 56.9	20/10/2013 22:56 52.5
14/10/2013 13:36 55.2	14/10/2013 22:41 56.5	17/10/2013 19:46 62.1	19/10/2013 20:51 57.5	20/10/2013 13:56 56.6	21/10/2013 19:01 61.9
14/10/2013 13:41 55.4	14/10/2013 22:46 63.5	17/10/2013 19:51 60.0	19/10/2013 20:56 57.3	20/10/2013 14:01 59.0	21/10/2013 19:06 62.6
14/10/2013 13:46 48.2	14/10/2013 22:51 63.3	17/10/2013 19:56 59.4	19/10/2013 21:01 55.6	20/10/2013 14:06 58.7	21/10/2013 19:11 61.2
14/10/2013 13:51 55.2	14/10/2013 22:56 63.2	17/10/2013 20:01 61.3	19/10/2013 21:06 57.4	20/10/2013 14:11 54.7	21/10/2013 19:16 62.8
14/10/2013 13:56 54.7	15/10/2013 19:01 60.2	17/10/2013 20:06 61.0	19/10/2013 21:11 59.6	20/10/2013 14:16 57.6	21/10/2013 19:21 63.6
14/10/2013 14:01 55.6	15/10/2013 19:06 61.6	17/10/2013 20:11 62.9	19/10/2013 21:16 58.2	20/10/2013 14:21 57.6	21/10/2013 19:26 61.3
14/10/2013 14:06 55.9	15/10/2013 19:11 60.5	17/10/2013 20:16 59.6	19/10/2013 21:21 56.5	20/10/2013 14:26 54.7	21/10/2013 19:31 61.3
14/10/2013 14:11 57.3	15/10/2013 19:16 61.5	17/10/2013 20:21 60.4	19/10/2013 21:26 58.4	20/10/2013 14:31 53.4	21/10/2013 19:36 61.0
14/10/2013 14:16 58.4	15/10/2013 19:21 62.2	17/10/2013 20:26 57.9	19/10/2013 21:31 59.2	20/10/2013 14:36 57.0	21/10/2013 19:41 62.0
14/10/2013 14:21 61.7	15/10/2013 19:26 62.1	17/10/2013 20:31 62.5	19/10/2013 21:36 53.8	20/10/2013 14:41 56.9	21/10/2013 19:46 60.6
14/10/2013 14:26 57.2	15/10/2013 19:31 60.2	17/10/2013 20:36 58.9	19/10/2013 21:41 55.6	20/10/2013 14:46 55.4	21/10/2013 19:51 60.4
14/10/2013 14:31 57.0	15/10/2013 19:36 61.6	17/10/2013 20:41 58.4	19/10/2013 21:46 60.8	20/10/2013 14:51 46.4	21/10/2013 19:56 61.2
14/10/2013 14:36 57.1	15/10/2013 19:41 60.5	17/10/2013 20:46 61.6	19/10/2013 21:51 57.7	20/10/2013 14:56 54.9	21/10/2013 20:01 62.4
14/10/2013 14:41 55.6	15/10/2013 19:46 61.6	17/10/2013 20:51 58.3	19/10/2013 21:56 55.9	20/10/2013 15:01 56.8	21/10/2013 20:06 61.2
14/10/2013 14:46 50.4	15/10/2013 19:51 60.1	17/10/2013 20:56 58.1	19/10/2013 22:01 58.0	20/10/2013 15:06 58.7	21/10/2013 20:11 62.3
14/10/2013 14:51 56.5	15/10/2013 19:56 61.2	17/10/2013 21:01 58.4	19/10/2013 22:06 52.8	20/10/2013 15:11 53.2	21/10/2013 20:16 61.7
14/10/2013 14:56 55.9	15/10/2013 20:01 59.5	17/10/2013 21:06 59.6	19/10/2013 22:11 55.4	20/10/2013 15:16 55.5	21/10/2013 20:21 60.0
14/10/2013 15:01 50.9	15/10/2013 20:06 60.0	17/10/2013 21:11 57.9	19/10/2013 22:16 55.0	20/10/2013 15:21 60.6	21/10/2013 20:26 59.5
14/10/2013 15:06 55.9	15/10/2013 20:11 58.7	17/10/2013 21:16 57.1	19/10/2013 22:21 58.5	20/10/2013 15:26 57.1	21/10/2013 20:31 60.6
14/10/2013 15:11 57.5	15/10/2013 20:16 57.2	17/10/2013 21:21 58.7	19/10/2013 22:26 60.5	20/10/2013 15:31 57.1	21/10/2013 20:36 61.2
14/10/2013 15:16 59.5	15/10/2013 20:21 61.5	17/10/2013 21:26 56.7	19/10/2013 22:31 58.3	20/10/2013 15:36 56.9	21/10/2013 20:41 60.3
14/10/2013 15:21 57.9	15/10/2013 20:26 60.3	17/10/2013 21:31 59.7	19/10/2013 22:36 54.3	20/10/2013 15:41 63.5	21/10/2013 20:46 59.8
14/10/2013 15:26 57.6	15/10/2013 20:31 60.1	17/10/2013 21:36 59.8	19/10/2013 22:41 61.2	20/10/2013 15:46 63.0	21/10/2013 20:51 60.2
14/10/2013 15:31 63.6	15/10/2013 20:36 60.9	17/10/2013 21:41 54.4	19/10/2013 22:46 54.0	20/10/2013 15:51 55.4	21/10/2013 20:56 58.2
14/10/2013 15:36 56.1	15/10/2013 20:41 61.3	17/10/2013 21:46 56.9	19/10/2013 22:51 57.7	20/10/2013 15:56 55.3	21/10/2013 21:01 57.5
14/10/2013 15:41 58.8	15/10/2013 20:46 62.1	17/10/2013 21:51 56.3	19/10/2013 22:56 55.9	20/10/2013 16:01 57.1	21/10/2013 21:06 57.8
14/10/2013 15:46 55.9	15/10/2013 20:51 57.2	17/10/2013 21:56 60.1	20/10/2013 7:01 62.8	20/10/2013 16:06 53.1	21/10/2013 21:11 58.4
14/10/2013 15:51 55.3	15/10/2013 20:56 56.6	17/10/2013 22:01 55.0	20/10/2013 7:06 62.8	20/10/2013 16:11 51.8	21/10/2013 21:16 58.9
14/10/2013 15:56 65.8	15/10/2013 21:01 59.8	17/10/2013 22:06 60.1	20/10/2013 7:11 63.0	20/10/2013 16:16 63.4	21/10/2013 21:21 59.7
14/10/2013 16:01 58.9	15/10/2013 21:06 57.0	17/10/2013 22:11 55.2	20/10/2013 7:16 63.3	20/10/2013 16:21 63.6	21/10/2013 21:26 59.5
14/10/2013 16:06 59.2	15/10/2013 21:11 48.5	17/10/2013 22:16 56.9	20/10/2013 7:21 63.0	20/10/2013 16:26 52.7	21/10/2013 21:31 58.8
14/10/2013 16:11 52.2	15/10/2013 21:16 57.7	17/10/2013 22:21 59.1	20/10/2013 7:26 63.0	20/10/2013 16:31 52.2	21/10/2013 21:36 60.0
14/10/2013 16:16 58.9	15/10/2013 21:21 55.8	17/10/2013 22:26 59.2	20/10/2013 7:31 61.3	20/10/2013 16:36 46.9	21/10/2013 21:41 59.8
14/10/2013 16:21 56.3	15/10/2013 21:26 57.6	17/10/2013 22:31 58.7	20/10/2013 7:36 63.3	20/10/2013 16:41 59.0	21/10/2013 21:46 58.3
14/10/2013 16:26 52.1	15/10/2013 21:31 56.5	17/10/2013 22:36 53.7	20/10/2013 7:41 63.5	20/10/2013 16:46 53.7	21/10/2013 21:51 57.3
14/10/2013 16:31 54.7	15/10/2013 21:36 57.4	17/10/2013 22:41 60.0	20/10/2013 7:46 63.4	20/10/2013 16:51 55.0	21/10/2013 21:56 57.6
14/10/2013 16:36 55.3	15/10/2013 21:41 58.0	17/10/2013 22:46 52.4	20/10/2013 7:51 46.4	20/10/2013 16:56 63.5	21/10/2013 22:01 53.7
14/10/2013 16:41 58.9	15/10/2013 21:46 59.3	17/10/2013 22:51 55.3	20/10/2013 7:56 53.7	20/10/2013 17:01 56.8	21/10/2013 22:06 56.2
14/10/2013 16:46 53.1	15/10/2013 21:51 57.3	17/10/2013 22:56 54.4	20/10/2013 8:01 63.5	20/10/2013 17:06 56.8	21/10/2013 22:11 56.9
14/10/2013 16:51 57.7	15/10/2013 21:56 57.3	18/10/2013 19:01 62.7	20/10/2013 8:06 56.8	20/10/2013 17:11 57.5	21/10/2013 22:16 59.9
14/10/2013 16:56 56.1	15/10/2013 22:01 54.7	18/10/2013 19:06 62.6	20/10/2013 8:11 63.6	20/10/2013 17:16 54.7	21/10/2013 22:21 59.1
14/10/2013 17:01 56.4	15/10/2013 22:06 49.2	18/10/2013 19:11 62.3	20/10/2013 8:16 51.2	20/10/2013 17:21 56.3	21/10/2013 22:26 53.5
14/10/2013 17:06 55.1	15/10/2013 22:11 59.1	18/10/2013 19:16 62.8	20/10/2013 8:21 58.9	20/10/2013 17:26 52.4	21/10/2013 22:31 59.5
14/10/2013 17:11 56.4	15/10/2013 22:16 55.8	18/10/2013 19:21 61.8	20/10/2013 8:26 54.7	20/10/2013 17:31 59.0	21/10/2013 22:36 55.2
14/10/2013 17:16 56.3	15/10/2013 22:21 55.3	18/10/2013 19:26 62.4	20/10/2013 8:31 52.2	20/10/2013 17:36 57.2	21/10/2013 22:41 56.9
14/10/2013 17:21 59.0	15/10/2013 22:26 59.9	18/10/2013 19:31 63.3	20/10/2013 8:36 56.9	20/10/2013 17:41 57.5	21/10/2013 22:46 56.9
14/10/2013 17:26 57.0	15/10/2013 22:31 56.8	18/10/2013 19:36 61.7	20/10/2013 8:41 57.2	20/10/2013 17:46 56.8	21/10/2013 22:51 47.8
14/10/2013 17:31 55.6	15/10/2013 22:36 57.8	18/10/2013 19:41 60.2	20/10/2013 8:46 63.7	20/10/2013 17:51 62.8	21/10/2013 22:56 61.2
14/10/2013 17:36 57.4	15/10/2013 22:41 52.2	18/10/2013 19:46 61.4	20/10/2013 8:51 60.5	20/10/2013 17:56 62.7	22/10/2013 19:01 63.7
14/10/2013 17:41 54.8	15/10/2013 22:46 45.1	18/10/2013 19:51 61.9	20/10/2013 8:56 57.7	20/10/2013 18:01 63.7	22/10/2013 19:06 51.9
14/10/2013 17:46 55.5	15/10/2013 22:51 51.9	18/10/2013 19:56 61.7	20/10/2013 9:01 58.4	20/10/2013 18:06 50.4	22/10/2013 19:11 54.0
14/10/2013 17:51 56.5	15/10/2013 22:56 55.4	18/10/2013 20:01 62.7	20/10/2013 9:06 62.1	20/10/2013 18:11 63.6	22/10/2013 19:16 55.5
14/10/2013 17:56 42.1	16/10/2013 19:01 61.5	18/10/2013 20:06 61.0	20/10/2013 9:11 58.0	20/10/2013 18:16 54.4	22/10/2013 19:21 55.6
14/10/2013 18:01 48.2	16/10/2013 19:06 61.2	18/10/2013 20:11 60.6	20/10/2013 9:16 61.1	20/10/2013 18:21 53.8	22/10/2013 19:26 61.4
14/10/2013 18:06 55.1	16/10/2013 19:11 61.7	18/10/2013 20:16 59.8	20/10/2013 9:21 57.0	20/10/2013 18:26 56.6	22/10/2013 19:31 59.6
14/10/2013 18:11 43.4	16/10/2013 19:16 61.8	18/10/2013 20:21 61.3			

Real-time Noise Data	RTN4 (Causeway Bay Community Centre)					
22/10/2013 22:21 59.2	25/10/2013 19:26 62.3	27/10/2013 8:31 50.0	27/10/2013 17:36 50.9	28/9/2013 3:31 60.9	29/9/2013 4:36 59.3	
22/10/2013 22:26 53.8	25/10/2013 19:31 63.4	27/10/2013 8:36 56.3	27/10/2013 17:41 63.5	28/9/2013 3:36 53.1	29/9/2013 4:41 60.4	
22/10/2013 22:31 60.7	25/10/2013 19:36 57.3	27/10/2013 8:41 58.1	27/10/2013 17:46 63.6	28/9/2013 3:41 60.8	29/9/2013 4:46 59.1	
22/10/2013 22:36 54.3	25/10/2013 19:41 60.3	27/10/2013 8:46 51.6	27/10/2013 17:51 63.5	28/9/2013 3:46 60.5	29/9/2013 4:51 59.9	
22/10/2013 22:41 57.6	25/10/2013 19:46 57.4	27/10/2013 8:51 58.9	27/10/2013 17:56 42.1	28/9/2013 3:51 60.7	29/9/2013 4:56 59.7	
22/10/2013 22:46 56.7	25/10/2013 19:51 60.6	27/10/2013 8:56 57.3	27/10/2013 18:01 48.5	28/9/2013 3:56 60.2	29/9/2013 5:01 59.2	
22/10/2013 22:51 52.4	25/10/2013 19:56 58.7	27/10/2013 9:01 54.0	27/10/2013 18:06 63.5	28/9/2013 4:01 59.1	29/9/2013 5:06 60.3	
22/10/2013 22:56 55.4	25/10/2013 20:01 58.6	27/10/2013 9:06 58.3	27/10/2013 18:11 63.6	28/9/2013 4:06 51.3	29/9/2013 5:11 58.9	
23/10/2013 19:01 61.5	25/10/2013 20:06 60.4	27/10/2013 9:11 55.9	27/10/2013 18:16 58.3	28/9/2013 4:11 59.4	29/9/2013 5:16 54.1	
23/10/2013 19:06 61.6	25/10/2013 20:11 58.2	27/10/2013 9:16 58.9	27/10/2013 18:21 58.7	28/9/2013 4:16 60.1	29/9/2013 5:21 59.8	
23/10/2013 19:11 61.9	25/10/2013 20:16 59.3	27/10/2013 9:21 59.8	27/10/2013 18:26 58.2	28/9/2013 4:21 60.1	29/9/2013 5:26 59.9	
23/10/2013 19:16 61.3	25/10/2013 20:21 57.2	27/10/2013 9:26 58.2	27/10/2013 18:31 59.5	28/9/2013 4:26 59.9	29/9/2013 5:31 60.5	
23/10/2013 19:21 61.6	25/10/2013 20:26 51.6	27/10/2013 9:31 58.7	27/10/2013 18:36 61.0	28/9/2013 4:31 59.8	29/9/2013 5:36 60.5	
23/10/2013 19:26 62.5	25/10/2013 20:31 58.9	27/10/2013 9:36 61.5	27/10/2013 18:41 60.5	28/9/2013 4:36 58.8	29/9/2013 5:41 60.7	
23/10/2013 19:31 60.2	25/10/2013 20:36 59.8	27/10/2013 9:41 58.1	27/10/2013 18:46 60.5	28/9/2013 4:41 60.4	29/9/2013 5:46 60.8	
23/10/2013 19:36 62.4	25/10/2013 20:41 58.5	27/10/2013 9:46 59.6	27/10/2013 18:51 56.7	28/9/2013 4:46 59.8	29/9/2013 5:51 60.2	
23/10/2013 19:41 63.1	25/10/2013 20:46 57.8	27/10/2013 9:51 61.1	27/10/2013 18:56 58.5	28/9/2013 4:51 60.5	29/9/2013 5:56 46.4	
23/10/2013 19:46 60.5	25/10/2013 20:51 58.6	27/10/2013 9:56 59.4	27/10/2013 19:01 53.1	28/9/2013 4:56 60.1	29/9/2013 6:01 60.9	
23/10/2013 19:51 59.3	25/10/2013 20:56 59.2	27/10/2013 10:01 58.3	27/10/2013 19:06 60.4	28/9/2013 5:01 59.5	29/9/2013 6:06 55.9	
23/10/2013 19:56 61.2	25/10/2013 21:01 56.8	27/10/2013 10:06 57.9	27/10/2013 19:11 60.3	28/9/2013 5:06 51.1	29/9/2013 6:11 53.1	
23/10/2013 20:01 59.9	25/10/2013 21:06 55.8	27/10/2013 10:11 58.7	27/10/2013 19:16 60.8	28/9/2013 5:11 60.2	29/9/2013 6:16 55.9	
23/10/2013 20:06 60.3	25/10/2013 21:11 57.2	27/10/2013 10:16 58.2	27/10/2013 19:21 61.6	28/9/2013 5:16 59.9	29/9/2013 6:21 52.2	
23/10/2013 20:11 60.3	25/10/2013 21:16 54.7	27/10/2013 10:21 59.2	27/10/2013 19:26 59.4	28/9/2013 5:21 60.4	29/9/2013 6:26 59.0	
23/10/2013 20:16 60.2	25/10/2013 21:21 57.9	27/10/2013 10:26 59.3	27/10/2013 19:31 58.8	28/9/2013 5:26 59.7	29/9/2013 6:31 57.0	
23/10/2013 20:21 59.7	25/10/2013 21:26 54.7	27/10/2013 10:31 59.2	27/10/2013 19:36 57.7	28/9/2013 5:31 60.3	29/9/2013 6:36 57.1	
23/10/2013 20:26 58.3	25/10/2013 21:31 57.9	27/10/2013 10:36 59.6	27/10/2013 19:41 59.8	28/9/2013 5:36 59.9	29/9/2013 6:41 57.2	
23/10/2013 20:31 58.3	25/10/2013 21:36 60.6	27/10/2013 10:41 61.4	27/10/2013 19:46 60.3	28/9/2013 5:41 60.1	29/9/2013 6:46 56.1	
23/10/2013 20:36 58.8	25/10/2013 21:41 58.9	27/10/2013 10:46 63.5	27/10/2013 19:51 58.5	28/9/2013 5:46 50.0	29/9/2013 6:51 57.1	
23/10/2013 20:41 59.4	25/10/2013 21:46 57.4	27/10/2013 10:51 54.2	27/10/2013 19:56 58.3	28/9/2013 5:51 48.1	29/9/2013 6:56 57.3	
23/10/2013 20:46 59.5	25/10/2013 21:51 62.8	27/10/2013 10:56 58.4	27/10/2013 20:01 55.9	28/9/2013 5:56 60.9	29/9/2013 7:01 61.5	
23/10/2013 20:51 60.4	25/10/2013 21:56 58.9	27/10/2013 11:01 57.0	27/10/2013 20:06 60.8	28/9/2013 6:01 46.4	29/9/2013 7:06 60.4	
23/10/2013 20:56 62.0	25/10/2013 22:01 60.9	27/10/2013 11:06 44.3	27/10/2013 20:11 55.0	28/9/2013 6:06 57.5	29/9/2013 7:11 61.6	
23/10/2013 21:01 55.3	25/10/2013 22:06 57.5	27/10/2013 11:11 51.9	27/10/2013 20:16 61.2	28/9/2013 6:11 57.2	29/9/2013 7:16 63.0	
23/10/2013 21:06 56.5	25/10/2013 22:11 59.2	27/10/2013 11:16 54.3	27/10/2013 20:21 63.6	28/9/2013 6:16 54.6	29/9/2013 7:21 62.3	
23/10/2013 21:11 56.3	25/10/2013 22:16 58.9	27/10/2013 11:21 63.6	27/10/2013 20:26 56.6	28/9/2013 6:21 58.0	29/9/2013 7:26 61.9	
23/10/2013 21:16 57.7	25/10/2013 22:21 59.4	27/10/2013 11:26 49.4	27/10/2013 20:31 57.3	28/9/2013 6:26 58.4	29/9/2013 7:31 61.4	
23/10/2013 21:21 61.3	25/10/2013 22:26 55.7	27/10/2013 11:31 62.9	27/10/2013 20:36 57.0	28/9/2013 6:31 62.8	29/9/2013 7:36 61.3	
23/10/2013 21:26 58.5	25/10/2013 22:31 55.2	27/10/2013 11:36 63.3	27/10/2013 20:41 54.8	28/9/2013 6:36 60.5	29/9/2013 7:41 60.9	
23/10/2013 21:31 56.6	25/10/2013 22:36 57.6	27/10/2013 11:41 55.7	27/10/2013 20:46 57.2	28/9/2013 6:41 61.8	29/9/2013 7:46 62.0	
23/10/2013 21:36 58.3	25/10/2013 22:41 57.9	27/10/2013 11:46 48.5	27/10/2013 20:51 53.5	28/9/2013 6:46 61.7	29/9/2013 7:51 61.8	
23/10/2013 21:41 55.4	25/10/2013 22:46 58.6	27/10/2013 11:51 50.6	27/10/2013 20:56 54.0	28/9/2013 6:51 60.5	29/9/2013 7:56 60.5	
23/10/2013 21:46 57.7	25/10/2013 22:51 60.3	27/10/2013 11:56 62.8	27/10/2013 21:01 63.6	28/9/2013 6:56 61.7	30/9/2013 0:01 61.4	
23/10/2013 21:51 57.7	25/10/2013 22:56 56.5	27/10/2013 12:01 51.6	27/10/2013 21:06 56.4	28/9/2013 7:01 60.4	30/9/2013 0:06 61.7	
23/10/2013 21:56 57.8	26/10/2013 19:01 52.5	27/10/2013 12:06 61.6	27/10/2013 21:11 57.4	28/9/2013 7:06 60.5	30/9/2013 0:11 58.4	
23/10/2013 22:01 56.7	26/10/2013 19:06 62.0	27/10/2013 12:11 50.9	27/10/2013 21:16 58.2	28/9/2013 7:11 61.9	30/9/2013 0:16 60.8	
23/10/2013 22:06 57.8	26/10/2013 19:11 60.4	27/10/2013 12:16 51.2	27/10/2013 21:21 59.1	28/9/2013 7:16 59.6	30/9/2013 0:21 61.0	
23/10/2013 22:11 56.1	26/10/2013 19:16 59.0	27/10/2013 12:21 60.5	27/10/2013 21:26 56.6	28/9/2013 7:21 59.9	30/9/2013 0:26 57.1	
23/10/2013 22:16 57.0	26/10/2013 19:21 52.2	27/10/2013 12:26 60.2	27/10/2013 21:31 63.7	28/9/2013 7:26 60.4	30/9/2013 0:31 58.6	
23/10/2013 22:21 58.4	26/10/2013 19:26 49.7	27/10/2013 12:31 63.5	27/10/2013 21:36 54.5	28/9/2013 7:31 60.2	30/9/2013 0:36 56.8	
23/10/2013 22:26 60.1	26/10/2013 19:31 57.0	27/10/2013 12:36 63.6	27/10/2013 21:41 56.7	28/9/2013 7:36 62.1	30/9/2013 0:41 59.3	
23/10/2013 22:31 59.6	26/10/2013 19:36 60.3	27/10/2013 12:41 63.2	27/10/2013 21:46 58.2	28/9/2013 7:41 60.9	30/9/2013 0:46 49.0	
23/10/2013 22:36 57.8	26/10/2013 19:41 61.5	27/10/2013 12:46 61.5	27/10/2013 21:51 58.4	28/9/2013 7:46 60.9	30/9/2013 0:51 57.4	
23/10/2013 22:41 59.0	26/10/2013 19:46 60.4	27/10/2013 12:51 62.2	27/10/2013 21:56 54.7	28/9/2013 7:51 60.3	30/9/2013 0:56 57.6	
23/10/2013 22:46 56.8	26/10/2013 19:51 58.9	27/10/2013 12:56 61.2	27/10/2013 22:01 59.4	28/9/2013 7:56 60.9	30/9/2013 1:01 56.4	
23/10/2013 22:51 56.5	26/10/2013 19:56 63.5	27/10/2013 13:01 62.9	27/10/2013 22:06 58.2	29/9/2013 0:01 61.0	30/9/2013 1:06 52.3	
23/10/2013 22:56 55.8	26/10/2013 20:01 60.5	27/10/2013 13:06 62.3	27/10/2013 22:11 55.5	29/9/2013 0:06 61.5	30/9/2013 1:11 51.0	
28/12/2012 0:00 55.6	26/10/2013 20:06 58.9	27/10/2013 13:11 62.4	27/10/2013 22:16 50.0	29/9/2013 0:11 60.3	30/9/2013 1:16 53.7	
24/10/2013 19:06 60.6	26/10/2013 20:11 57.6	27/10/2013 13:16 62.8	27/10/2013 22:21 54.7	29/9/2013 0:16 62.1	30/9/2013 1:21 55.8	
24/10/2013 19:11 62.9	26/10/2013 20:16 58.1	27/10/2013 13:21 50.2	27/10/2013 22:26 54.7	29/9/2013 0:21 59.3	30/9/2013 1:26 60.0	
24/10/2013 19:16 61.7	26/10/2013 20:21 57.2	27/10/2013 13:26 47.4	27/10/2013 22:31 65.7	29/9/2013 0:26 60.3	30/9/2013 1:31 60.4	
24/10/2013 19:21 60.0	26/10/2013 20:26 57.2	27/10/2013 13:31 62.6	27/10/2013 22:36 57.8	29/9/2013 0:31 60.3	30/9/2013 1:36 55.2	
24/10/2013 19:26 61.0	26/10/2013 20:31 59.5	27/10/2013 13:36 62.4	27/10/2013 22:41 57.5	29/9/2013 0:36 62.3	30/9/2013 1:41 60.4	
24/10/2013 19:31 61.8	26/10/2013 20:36 59.6	27/10/2013 13:41 62.9	27/10/2013 22:46 60.0	29/9/2013 0:41 59.1	30/9/2013 1:46 59.6	
24/10/2013 19:36 61.3	26/10/2013 20:41 56.5	27/10/2013 13:46 62.8	27/10/2013 22:51 53.3	29/9/2013 0:46 58.7	30/9/2013 1:51 60.8	
24/10/2013 19:41 61.3	26/10/2013 20:46 53.8	27/10/2013 13:51 63.5	27/10/2013 22:56 56.4	29/9/2013 0:51 58.4	30/9/2013 1:56 59.0	
24/10/2013 19:46 59.2	26/10/2013 20:51 58.6	27/10/2013 13:56 59.5		29/9/2013 0:56 57.6	30/9/2013 2:01 59.9	
24/10/2013 19:51 59.4	26/10/2013 20:56 56.6	27/10/2013 14:01 57.9		29/9/2013 1:01 57.8	30/9/2013 2:06 59.4	
24/10/2013 19:56 60.9	26/10/2013 21:01 53.4	27/10/2013 14:06 61.1		29/9/2013 1:06 55.4	30/9/2013 2:11 59.7	
24/10/2013 20:01 61.6	26/10/2013 21:06 57.9	27/10/2013 14:11 58.1		29/9/2013 1:11 59.3	30/9/2013 2:16 58.6	
24/10/2013 20:06 63.1	26/10/2013 21:11 59.4	27/10/2013 14:16 53.1		29/9/2013 1:16 54.0	30/9/2013 2:21 59.5	
24/10/2013 20:11 59.0	26/10/2013 21:16 62.0	27/10/2013 14:21 54.1		29/9/2013 1:21 53.6	30/9/2013 2:26 59.6	
24/10/2013 20:16 59.5	26/10/2013 21:21 57.3	27/10/2013 14:26 62.1		29/9/2013 1:26 55.0	30/9/2013 2:31 58.6	
24/10/2013 20:21 59.9	26/10/2013 21:26 61.9	27/10/2013 14:31 54.7		29/9/2013 1:31 57.4	30/9/2013 2:36 59.9	
24/10/2013 20:26 60.5	26/10/2013 21:31 57.5	27/10/2013 14:36 47.8		29/9/2013 1:36 58.2	30/9/2013 2:41 59.2	
24/10/2013 20:31 56.5	26/10/2013 21:36 58.6	27/10/2013 14:41 50.9		29/9/2013 1:41 51.5	30/9/2013 2:46 59.9	
24/10/2013 20:36 60.6	26/10/2013 21:41 58.0	27/10/2013 14:46 63.7		29/9/2013 1:46 53.3	30/9/2013 2:51 59.0	
24/10/2013 20:41 55.3	26/10/2013 21:46 59.0	27/10/2013 14:51 54.7		29/9/2013 1:51 56.5	30/9/2013 2:56 57.8	
24/10/2013 20:46 55.9	26/10/2013 21:51 59.4	27/10/2013 14:56 51.1		29/9/2013 1:56 55.1	30/9/2013 3:01 58.7	
24/10/2013 20:51 57.6	26/10/2013 21:56 63.1	27/10/2013 15:01 63.7		29/9/2013 2:01 47.6	30/9/2013 3:06 58.1	
24/10/2013 20:56 56.9	26/10/2013 22:01 56.9	27/10/2013 15:06 45.8		29/9/2013 2:06 51.0	30/9/2013 3:11 58.0	
24/10/2013 21:01 56.1	26/10/2013 22:06 56.9	27/10/2013 15:11				

Real-time Noise Data	RTN4 (Causeway Bay Community Centre)										
30/9/2013 5:41	46.1	1/10/2013 6:46	62.5	2/10/2013 23:51	58.1	4/10/2013 0:56	54.3	5/10/2013 2:01	57.5	6/10/2013 3:06	60.4
30/9/2013 5:46	54.4	1/10/2013 6:51	61.6	2/10/2013 23:56	59.6	4/10/2013 1:01	50.6	5/10/2013 2:06	56.1	6/10/2013 3:11	60.2
30/9/2013 5:51	55.4	1/10/2013 6:56	63.4	3/10/2013 0:01	59.2	4/10/2013 1:06	53.1	5/10/2013 2:11	57.7	6/10/2013 3:16	56.2
30/9/2013 5:56	51.5	1/10/2013 23:01	61.3	3/10/2013 0:06	60.2	4/10/2013 1:11	53.7	5/10/2013 2:16	59.0	6/10/2013 3:21	60.8
30/9/2013 6:01	55.1	1/10/2013 23:06	58.4	3/10/2013 0:11	61.8	4/10/2013 1:16	60.4	5/10/2013 2:21	51.1	6/10/2013 3:26	60.5
30/9/2013 6:06	55.9	1/10/2013 23:11	60.5	3/10/2013 0:16	60.5	4/10/2013 1:21	56.0	5/10/2013 2:26	55.0	6/10/2013 3:31	60.7
30/9/2013 6:11	57.2	1/10/2013 23:16	58.8	3/10/2013 0:21	58.6	4/10/2013 1:26	54.2	5/10/2013 2:31	56.7	6/10/2013 3:36	64.1
30/9/2013 6:16	59.9	1/10/2013 23:21	59.6	3/10/2013 0:26	63.2	4/10/2013 1:31	54.3	5/10/2013 2:36	54.3	6/10/2013 3:41	60.8
30/9/2013 6:21	61.8	1/10/2013 23:26	61.0	3/10/2013 0:31	61.2	4/10/2013 1:36	50.9	5/10/2013 2:41	55.8	6/10/2013 3:46	60.3
30/9/2013 6:26	61.1	1/10/2013 23:31	59.7	3/10/2013 0:36	58.7	4/10/2013 1:41	51.1	5/10/2013 2:46	55.5	6/10/2013 3:51	60.4
30/9/2013 6:31	62.2	1/10/2013 23:36	60.2	3/10/2013 0:41	58.2	4/10/2013 1:46	45.0	5/10/2013 2:51	54.2	6/10/2013 3:56	59.7
30/9/2013 6:36	62.8	1/10/2013 23:41	59.7	3/10/2013 0:46	58.4	4/10/2013 1:51	46.9	5/10/2013 2:56	54.4	6/10/2013 4:01	59.2
30/9/2013 6:41	63.3	1/10/2013 23:46	59.5	3/10/2013 0:51	58.8	4/10/2013 1:56	60.3	5/10/2013 3:01	54.6	6/10/2013 4:06	60.3
30/9/2013 6:46	64.5	1/10/2013 23:51	60.4	3/10/2013 0:56	56.6	4/10/2013 2:01	60.1	5/10/2013 3:06	51.9	6/10/2013 4:11	60.1
30/9/2013 6:51	64.3	1/10/2013 23:56	60.6	3/10/2013 1:01	56.1	4/10/2013 2:06	60.8	5/10/2013 3:11	51.4	6/10/2013 4:16	58.1
30/9/2013 6:56	64.9	2/10/2013 0:01	57.1	3/10/2013 1:06	54.4	4/10/2013 2:11	60.0	5/10/2013 3:16	60.6	6/10/2013 4:21	60.0
30/9/2013 23:01	62.9	2/10/2013 0:06	60.8	3/10/2013 1:11	60.9	4/10/2013 2:16	47.6	5/10/2013 3:21	46.4	6/10/2013 4:26	59.5
30/9/2013 23:06	63.3	2/10/2013 0:11	59.2	3/10/2013 1:16	56.2	4/10/2013 2:21	60.8	5/10/2013 3:26	43.6	6/10/2013 4:31	60.7
30/9/2013 23:11	63.8	2/10/2013 0:16	59.1	3/10/2013 1:21	53.2	4/10/2013 2:26	59.9	5/10/2013 3:31	60.7	6/10/2013 4:36	60.0
30/9/2013 23:16	63.4	2/10/2013 0:21	58.8	3/10/2013 1:26	60.9	4/10/2013 2:31	46.1	5/10/2013 3:36	60.2	6/10/2013 4:41	60.6
30/9/2013 23:21	64.8	2/10/2013 0:26	58.6	3/10/2013 1:31	52.9	4/10/2013 2:36	60.1	5/10/2013 3:41	51.7	6/10/2013 4:46	59.8
30/9/2013 23:26	62.7	2/10/2013 0:31	57.8	3/10/2013 1:36	47.2	4/10/2013 2:41	59.9	5/10/2013 3:46	60.1	6/10/2013 4:51	59.7
30/9/2013 23:31	64.9	2/10/2013 0:36	55.4	3/10/2013 1:41	60.7	4/10/2013 2:46	59.5	5/10/2013 3:51	46.1	6/10/2013 4:56	60.3
30/9/2013 23:36	63.6	2/10/2013 0:41	58.5	3/10/2013 1:46	54.8	4/10/2013 2:51	60.6	5/10/2013 3:56	60.6	6/10/2013 5:01	59.5
30/9/2013 23:41	63.4	2/10/2013 0:46	56.2	3/10/2013 1:51	60.7	4/10/2013 2:56	59.8	5/10/2013 4:01	59.9	6/10/2013 5:06	60.4
30/9/2013 23:46	63.1	2/10/2013 0:51	49.3	3/10/2013 1:56	60.7	4/10/2013 3:01	59.2	5/10/2013 4:06	39.3	6/10/2013 5:11	59.5
30/9/2013 23:51	62.4	2/10/2013 0:56	54.2	3/10/2013 2:01	59.8	4/10/2013 3:06	59.3	5/10/2013 4:11	41.5	6/10/2013 5:16	60.6
30/9/2013 23:56	62.8	2/10/2013 1:01	49.3	3/10/2013 2:06	60.3	4/10/2013 3:11	59.6	5/10/2013 4:16	59.7	6/10/2013 5:21	60.2
1/10/2013 0:01	63.8	2/10/2013 1:06	51.8	3/10/2013 2:11	59.9	4/10/2013 3:16	60.1	5/10/2013 4:21	45.4	6/10/2013 5:26	60.2
1/10/2013 0:06	61.0	2/10/2013 1:11	60.9	3/10/2013 2:16	60.2	4/10/2013 3:21	59.2	5/10/2013 4:26	60.0	6/10/2013 5:31	59.2
1/10/2013 0:11	63.7	2/10/2013 1:16	43.0	3/10/2013 2:21	59.9	4/10/2013 3:26	58.1	5/10/2013 4:31	59.3	6/10/2013 5:36	60.3
1/10/2013 0:16	61.8	2/10/2013 1:21	50.3	3/10/2013 2:26	58.6	4/10/2013 3:31	57.5	5/10/2013 4:36	60.8	6/10/2013 5:41	59.3
1/10/2013 0:21	62.6	2/10/2013 1:26	60.9	3/10/2013 2:31	51.0	4/10/2013 3:36	59.3	5/10/2013 4:41	60.3	6/10/2013 5:46	60.6
1/10/2013 0:26	61.9	2/10/2013 1:31	60.8	3/10/2013 2:36	59.7	4/10/2013 3:41	58.0	5/10/2013 4:46	59.9	6/10/2013 5:51	49.0
1/10/2013 0:31	61.7	2/10/2013 1:36	60.6	3/10/2013 2:41	58.7	4/10/2013 3:46	58.1	5/10/2013 4:51	52.5	6/10/2013 5:56	60.7
1/10/2013 0:36	61.6	2/10/2013 1:41	59.9	3/10/2013 2:46	58.6	4/10/2013 3:51	59.3	5/10/2013 4:56	60.4	6/10/2013 6:01	60.5
1/10/2013 0:41	61.0	2/10/2013 1:46	60.1	3/10/2013 2:51	59.4	4/10/2013 3:56	57.0	5/10/2013 5:01	59.9	6/10/2013 6:06	53.6
1/10/2013 0:46	61.9	2/10/2013 1:51	60.4	3/10/2013 2:56	57.8	4/10/2013 4:01	57.2	5/10/2013 5:06	56.0	6/10/2013 6:11	58.9
1/10/2013 0:51	61.6	2/10/2013 1:56	59.9	3/10/2013 3:01	57.5	4/10/2013 4:06	58.7	5/10/2013 5:11	45.0	6/10/2013 6:16	53.3
1/10/2013 0:56	61.7	2/10/2013 2:01	60.5	3/10/2013 3:06	59.4	4/10/2013 4:11	58.5	5/10/2013 5:16	60.4	6/10/2013 6:21	54.8
1/10/2013 1:01	59.9	2/10/2013 2:06	59.5	3/10/2013 3:11	58.3	4/10/2013 4:16	58.5	5/10/2013 5:21	60.8	6/10/2013 6:26	59.0
1/10/2013 1:06	61.1	2/10/2013 2:11	60.0	3/10/2013 3:16	59.5	4/10/2013 4:21	57.6	5/10/2013 5:26	60.5	6/10/2013 6:31	58.2
1/10/2013 1:11	58.6	2/10/2013 2:16	59.2	3/10/2013 3:21	59.3	4/10/2013 4:26	58.6	5/10/2013 5:31	48.1	6/10/2013 6:36	60.5
1/10/2013 1:16	58.6	2/10/2013 2:21	60.0	3/10/2013 3:26	56.1	4/10/2013 4:31	57.7	5/10/2013 5:36	51.6	6/10/2013 6:41	64.5
1/10/2013 1:21	60.4	2/10/2013 2:26	58.7	3/10/2013 3:31	57.9	4/10/2013 4:36	58.8	5/10/2013 5:41	60.9	6/10/2013 6:46	60.1
1/10/2013 1:26	61.2	2/10/2013 2:31	57.9	3/10/2013 3:36	59.5	4/10/2013 4:41	58.0	5/10/2013 5:46	54.3	6/10/2013 6:51	59.2
1/10/2013 1:31	59.2	2/10/2013 2:36	58.9	3/10/2013 3:41	56.6	4/10/2013 4:46	59.1	5/10/2013 5:51	54.9	6/10/2013 6:56	55.5
1/10/2013 1:36	59.7	2/10/2013 2:41	58.5	3/10/2013 3:46	56.5	4/10/2013 4:51	58.0	5/10/2013 5:56	60.7	6/10/2013 23:01	59.8
1/10/2013 1:41	61.2	2/10/2013 2:46	59.8	3/10/2013 3:51	59.3	4/10/2013 4:56	59.4	5/10/2013 6:01	55.9	6/10/2013 23:06	59.9
1/10/2013 1:46	58.4	2/10/2013 2:51	60.0	3/10/2013 3:56	58.1	4/10/2013 5:01	59.2	5/10/2013 6:06	56.1	6/10/2013 23:11	59.5
1/10/2013 1:51	60.6	2/10/2013 2:56	59.5	3/10/2013 4:01	57.4	4/10/2013 5:06	58.0	5/10/2013 6:11	57.5	6/10/2013 23:16	59.9
1/10/2013 1:56	57.9	2/10/2013 3:01	57.6	3/10/2013 4:06	59.4	4/10/2013 5:11	58.7	5/10/2013 6:16	57.2	6/10/2013 23:21	59.8
1/10/2013 2:01	59.5	2/10/2013 3:06	59.3	3/10/2013 4:11	58.2	4/10/2013 5:16	58.6	5/10/2013 6:21	59.7	6/10/2013 23:26	61.0
1/10/2013 2:06	59.7	2/10/2013 3:11	57.7	3/10/2013 4:16	57.9	4/10/2013 5:21	59.6	5/10/2013 6:26	58.3	6/10/2013 23:31	57.3
1/10/2013 2:11	59.6	2/10/2013 3:16	58.3	3/10/2013 4:21	58.1	4/10/2013 5:26	60.7	5/10/2013 6:31	58.7	6/10/2013 23:36	60.2
1/10/2013 2:16	57.2	2/10/2013 3:21	58.5	3/10/2013 4:26	57.9	4/10/2013 5:31	59.4	5/10/2013 6:36	60.6	6/10/2013 23:41	59.6
1/10/2013 2:21	60.3	2/10/2013 3:26	58.2	3/10/2013 4:31	57.4	4/10/2013 5:36	59.9	5/10/2013 6:41	61.1	6/10/2013 23:46	59.9
1/10/2013 2:26	58.8	2/10/2013 3:31	59.3	3/10/2013 4:36	58.5	4/10/2013 5:41	60.5	5/10/2013 6:46	62.3	6/10/2013 23:51	62.2
1/10/2013 2:31	58.5	2/10/2013 3:36	59.9	3/10/2013 4:41	58.1	4/10/2013 5:46	59.9	5/10/2013 6:51	61.5	6/10/2013 23:56	59.5
1/10/2013 2:36	58.5	2/10/2013 3:41	58.2	3/10/2013 4:46	59.2	4/10/2013 5:51	54.1	5/10/2013 6:56	60.7	7/10/2013 0:01	59.9
1/10/2013 2:41	52.8	2/10/2013 3:46	57.8	3/10/2013 4:51	58.9	4/10/2013 5:56	60.9	5/10/2013 23:01	61.9	7/10/2013 0:06	59.2
1/10/2013 2:46	57.0	2/10/2013 3:51	58.5	3/10/2013 4:56	59.0	4/10/2013 6:01	39.3	5/10/2013 23:06	62.3	7/10/2013 0:11	56.9
1/10/2013 2:51	57.9	2/10/2013 3:56	56.2	3/10/2013 5:01	58.7	4/10/2013 6:06	53.1	5/10/2013 23:11	62.1	7/10/2013 0:16	56.7
1/10/2013 2:56	56.7	2/10/2013 4:01	55.4	3/10/2013 5:06	60.2	4/10/2013 6:11	56.0	5/10/2013 23:16	62.5	7/10/2013 0:21	62.6
1/10/2013 3:01	54.9	2/10/2013 4:06	58.7	3/10/2013 5:11	59.3	4/10/2013 6:16	56.4	5/10/2013 23:21	61.6	7/10/2013 0:26	58.7
1/10/2013 3:06	56.1	2/10/2013 4:11	56.9	3/10/2013 5:16	58.4	4/10/2013 6:21	58.1	5/10/2013 23:26	62.3	7/10/2013 0:31	51.0
1/10/2013 3:11	61.5	2/10/2013 4:16	57.4	3/10/2013 5:21	60.1	4/10/2013 6:26	60.6	5/10/2013 23:31	61.5	7/10/2013 0:36	52.5
1/10/2013 3:16	63.7	2/10/2013 4:21	57.9	3/10/2013 5:26	59.9	4/10/2013 6:31	60.6	5/10/2013 23:36	61.4	7/10/2013 0:41	60.2
1/10/2013 3:21	54.5	2/10/2013 4:26	58.0	3/10/2013 5:31	59.3	4/10/2013 6:36	61.7	5/10/2013 23:41	60.0	7/10/2013 0:46	59.5
1/10/2013 3:26	55.7	2/10/2013 4:31	57.6	3/10/2013 5:36	59.7	4/10/2013 6:41	62.9	5/10/2013 23:46	61.6	7/10/2013 0:51	60.1
1/10/2013 3:31	49.6	2/10/2013 4:36	59.2	3/10/2013 5:41	47.4	4/10/2013 6:46	61.6	5/10/2013 23:51	60.3	7	

Real-time Noise Data		RTN4 (Causeway Bay Community Centre)									
7/10/2013 4:11	57.1	8/10/2013 5:16	58.2	9/10/2013 6:21	56.9	10/10/2013 23:26	62.7	12/10/2013 0:31	58.8	13/10/2013 1:36	51.2
7/10/2013 4:16	56.9	8/10/2013 5:21	59.1	9/10/2013 6:26	59.6	10/10/2013 23:31	61.4	12/10/2013 0:36	63.1	13/10/2013 1:41	53.5
7/10/2013 4:21	58.4	8/10/2013 5:26	59.6	9/10/2013 6:31	61.1	10/10/2013 23:36	60.8	12/10/2013 0:41	59.5	13/10/2013 1:46	48.1
7/10/2013 4:26	58.1	8/10/2013 5:31	59.4	9/10/2013 6:36	60.1	10/10/2013 23:41	61.8	12/10/2013 0:46	57.5	13/10/2013 1:51	55.8
7/10/2013 4:31	57.9	8/10/2013 5:36	60.7	9/10/2013 6:41	62.2	10/10/2013 23:46	60.9	12/10/2013 0:51	58.3	13/10/2013 1:56	51.9
7/10/2013 4:36	57.9	8/10/2013 5:41	60.0	9/10/2013 6:46	63.1	10/10/2013 23:51	62.0	12/10/2013 0:56	57.4	13/10/2013 2:01	48.1
7/10/2013 4:41	55.8	8/10/2013 5:46	60.7	9/10/2013 6:51	64.7	10/10/2013 23:56	61.0	12/10/2013 1:01	58.4	13/10/2013 2:06	51.3
7/10/2013 4:46	57.4	8/10/2013 5:51	53.3	9/10/2013 6:56	63.0	11/10/2013 0:01	62.3	12/10/2013 1:06	57.2	13/10/2013 2:11	51.5
7/10/2013 4:51	58.1	8/10/2013 5:56	60.9	9/10/2013 23:01	61.5	11/10/2013 0:06	61.3	12/10/2013 1:11	56.7	13/10/2013 2:16	60.9
7/10/2013 4:56	59.3	8/10/2013 6:01	46.9	9/10/2013 23:06	61.9	11/10/2013 0:11	60.1	12/10/2013 1:16	56.7	13/10/2013 2:21	54.1
7/10/2013 5:01	59.0	8/10/2013 6:06	49.9	9/10/2013 23:11	60.3	11/10/2013 0:16	60.6	12/10/2013 1:21	55.0	13/10/2013 2:26	49.0
7/10/2013 5:06	59.0	8/10/2013 6:11	57.1	9/10/2013 23:16	60.2	11/10/2013 0:21	60.8	12/10/2013 1:26	59.3	13/10/2013 2:31	50.4
7/10/2013 5:11	59.3	8/10/2013 6:16	58.8	9/10/2013 23:21	60.4	11/10/2013 0:26	59.4	12/10/2013 1:31	57.6	13/10/2013 2:36	58.1
7/10/2013 5:16	58.7	8/10/2013 6:21	58.4	9/10/2013 23:26	59.9	11/10/2013 0:31	57.2	12/10/2013 1:36	56.7	13/10/2013 2:41	52.3
7/10/2013 5:21	59.8	8/10/2013 6:26	61.8	9/10/2013 23:31	61.7	11/10/2013 0:36	57.6	12/10/2013 1:41	57.9	13/10/2013 2:46	60.2
7/10/2013 5:26	59.4	8/10/2013 6:31	60.0	9/10/2013 23:36	60.7	11/10/2013 0:41	58.2	12/10/2013 1:46	59.5	13/10/2013 2:51	60.2
7/10/2013 5:31	60.3	8/10/2013 6:36	60.9	9/10/2013 23:41	59.5	11/10/2013 0:46	55.4	12/10/2013 1:51	57.8	13/10/2013 2:56	60.5
7/10/2013 5:36	60.7	8/10/2013 6:41	63.4	9/10/2013 23:46	60.5	11/10/2013 0:51	58.2	12/10/2013 1:56	57.9	13/10/2013 3:01	49.1
7/10/2013 5:41	60.1	8/10/2013 6:46	63.0	9/10/2013 23:51	61.4	11/10/2013 0:56	56.8	12/10/2013 2:01	52.2	13/10/2013 3:06	60.3
7/10/2013 5:46	60.1	8/10/2013 6:51	63.1	9/10/2013 23:56	60.8	11/10/2013 1:01	56.1	12/10/2013 2:06	53.5	13/10/2013 3:11	60.3
7/10/2013 5:51	57.8	8/10/2013 6:56	62.9	10/10/2013 0:01	59.0	11/10/2013 1:06	59.4	12/10/2013 2:11	54.7	13/10/2013 3:16	60.3
7/10/2013 5:56	47.2	8/10/2013 23:01	60.3	10/10/2013 0:06	60.3	11/10/2013 1:11	53.0	12/10/2013 2:16	50.7	13/10/2013 3:21	60.4
7/10/2013 6:01	50.1	8/10/2013 23:06	61.3	10/10/2013 0:11	61.4	11/10/2013 1:16	54.2	12/10/2013 2:21	53.7	13/10/2013 3:26	60.2
7/10/2013 6:06	57.4	8/10/2013 23:11	61.1	10/10/2013 0:16	58.6	11/10/2013 1:21	56.5	12/10/2013 2:26	52.8	13/10/2013 3:31	60.2
7/10/2013 6:11	55.7	8/10/2013 23:16	61.8	10/10/2013 0:21	58.0	11/10/2013 1:26	60.4	12/10/2013 2:31	54.0	13/10/2013 3:36	60.2
7/10/2013 6:16	59.9	8/10/2013 23:21	61.8	10/10/2013 0:26	59.6	11/10/2013 1:31	49.7	12/10/2013 2:36	55.6	13/10/2013 3:41	59.5
7/10/2013 6:21	59.5	8/10/2013 23:26	60.2	10/10/2013 0:31	57.3	11/10/2013 1:36	53.5	12/10/2013 2:41	43.6	13/10/2013 3:46	59.3
7/10/2013 6:26	59.9	8/10/2013 23:31	59.6	10/10/2013 0:36	56.2	11/10/2013 1:41	60.4	12/10/2013 2:46	40.6	13/10/2013 3:51	59.9
7/10/2013 6:31	62.1	8/10/2013 23:36	59.5	10/10/2013 0:41	57.9	11/10/2013 1:46	52.8	12/10/2013 2:51	45.4	13/10/2013 3:56	57.2
7/10/2013 6:36	62.5	8/10/2013 23:41	58.7	10/10/2013 0:46	55.9	11/10/2013 1:51	48.4	12/10/2013 2:56	60.7	13/10/2013 4:01	59.1
7/10/2013 6:41	63.1	8/10/2013 23:46	61.2	10/10/2013 0:51	55.8	11/10/2013 1:56	50.7	12/10/2013 3:01	60.6	13/10/2013 4:06	59.8
7/10/2013 6:46	63.8	8/10/2013 23:51	57.7	10/10/2013 0:56	47.6	11/10/2013 2:01	50.4	12/10/2013 3:06	39.3	13/10/2013 4:11	60.5
7/10/2013 6:51	63.4	8/10/2013 23:56	59.8	10/10/2013 1:01	60.7	11/10/2013 2:06	60.8	12/10/2013 3:11	51.9	13/10/2013 4:16	60.1
7/10/2013 6:56	64.2	9/10/2013 0:01	58.4	10/10/2013 1:06	60.5	11/10/2013 2:11	60.5	12/10/2013 3:16	59.9	13/10/2013 4:21	45.7
7/10/2013 23:01	59.8	9/10/2013 0:06	59.8	10/10/2013 1:11	47.8	11/10/2013 2:16	60.7	12/10/2013 3:21	60.6	13/10/2013 4:26	60.2
7/10/2013 23:06	61.1	9/10/2013 0:11	59.6	10/10/2013 1:16	53.1	11/10/2013 2:21	60.1	12/10/2013 3:26	46.1	13/10/2013 4:31	60.1
7/10/2013 23:11	61.7	9/10/2013 0:16	57.9	10/10/2013 1:21	54.5	11/10/2013 2:26	60.1	12/10/2013 3:31	59.4	13/10/2013 4:36	59.6
7/10/2013 23:16	61.2	9/10/2013 0:21	55.8	10/10/2013 1:26	60.7	11/10/2013 2:31	60.6	12/10/2013 3:36	60.3	13/10/2013 4:41	59.0
7/10/2013 23:21	60.3	9/10/2013 0:26	60.2	10/10/2013 1:31	60.9	11/10/2013 2:36	60.2	12/10/2013 3:41	60.6	13/10/2013 4:46	60.4
7/10/2013 23:26	61.5	9/10/2013 0:31	57.7	10/10/2013 1:36	47.8	11/10/2013 2:41	54.2	12/10/2013 3:46	60.9	13/10/2013 4:51	59.8
7/10/2013 23:31	60.2	9/10/2013 0:36	56.4	10/10/2013 1:41	59.9	11/10/2013 2:46	60.6	12/10/2013 3:51	59.8	13/10/2013 4:56	59.3
7/10/2013 23:36	60.5	9/10/2013 0:41	58.8	10/10/2013 1:46	60.3	11/10/2013 2:51	59.5	12/10/2013 3:56	60.3	13/10/2013 5:01	59.2
7/10/2013 23:41	59.6	9/10/2013 0:46	58.5	10/10/2013 1:51	60.2	11/10/2013 2:56	60.1	12/10/2013 4:01	60.5	13/10/2013 5:06	60.7
7/10/2013 23:46	59.0	9/10/2013 0:51	50.6	10/10/2013 1:56	59.5	11/10/2013 3:01	59.7	12/10/2013 4:06	59.9	13/10/2013 5:11	60.6
7/10/2013 23:51	59.6	9/10/2013 0:56	55.2	10/10/2013 2:01	58.9	11/10/2013 3:06	60.1	12/10/2013 4:11	59.8	13/10/2013 5:16	60.1
7/10/2013 23:56	58.5	9/10/2013 1:01	52.2	10/10/2013 2:06	59.7	11/10/2013 3:11	59.0	12/10/2013 4:16	59.3	13/10/2013 5:21	60.0
8/10/2013 0:01	64.5	9/10/2013 1:06	56.3	10/10/2013 2:11	58.6	11/10/2013 3:16	60.6	12/10/2013 4:21	59.8	13/10/2013 5:26	60.6
8/10/2013 0:06	58.9	9/10/2013 1:11	60.9	10/10/2013 2:16	58.7	11/10/2013 3:21	59.5	12/10/2013 4:26	60.2	13/10/2013 5:31	59.5
8/10/2013 0:11	59.4	9/10/2013 1:16	54.4	10/10/2013 2:21	59.9	11/10/2013 3:26	57.4	12/10/2013 4:31	59.6	13/10/2013 5:36	60.6
8/10/2013 0:16	58.0	9/10/2013 1:21	52.4	10/10/2013 2:26	60.2	11/10/2013 3:31	59.1	12/10/2013 4:36	60.2	13/10/2013 5:41	60.3
8/10/2013 0:21	58.1	9/10/2013 1:26	45.4	10/10/2013 2:31	59.1	11/10/2013 3:36	60.5	12/10/2013 4:41	48.3	13/10/2013 5:46	60.4
8/10/2013 0:26	58.7	9/10/2013 1:31	49.0	10/10/2013 2:36	60.0	11/10/2013 3:41	59.4	12/10/2013 4:46	60.0	13/10/2013 5:51	59.3
8/10/2013 0:31	56.1	9/10/2013 1:36	48.3	10/10/2013 2:41	58.0	11/10/2013 3:46	58.8	12/10/2013 4:51	59.2	13/10/2013 5:56	59.9
8/10/2013 0:36	55.8	9/10/2013 1:41	60.4	10/10/2013 2:46	58.6	11/10/2013 3:51	58.5	12/10/2013 4:56	59.5	13/10/2013 6:01	60.3
8/10/2013 0:41	51.7	9/10/2013 1:46	60.5	10/10/2013 2:51	58.6	11/10/2013 3:56	58.5	12/10/2013 5:01	60.9	13/10/2013 6:06	60.5
8/10/2013 0:46	57.0	9/10/2013 1:51	54.0	10/10/2013 2:56	58.6	11/10/2013 4:01	60.2	12/10/2013 5:06	55.4	13/10/2013 6:11	60.6
8/10/2013 0:51	52.2	9/10/2013 1:56	60.6	10/10/2013 3:01	58.4	11/10/2013 4:06	58.7	12/10/2013 5:11	60.3	13/10/2013 6:16	49.4
8/10/2013 0:56	54.2	9/10/2013 2:01	60.3	10/10/2013 3:06	58.7	11/10/2013 4:11	58.9	12/10/2013 5:16	44.6	13/10/2013 6:21	58.3
8/10/2013 1:01	57.2	9/10/2013 2:06	59.9	10/10/2013 3:11	57.7	11/10/2013 4:16	59.2	12/10/2013 5:21	60.1	13/10/2013 6:26	55.9
8/10/2013 1:06	56.7	9/10/2013 2:11	59.9	10/10/2013 3:16	57.7	11/10/2013 4:21	59.4	12/10/2013 5:26	59.1	13/10/2013 6:31	58.1
8/10/2013 1:11	56.1	9/10/2013 2:16	59.8	10/10/2013 3:21	57.2	11/10/2013 4:26	58.4	12/10/2013 5:31	59.8	13/10/2013 6:36	57.0
8/10/2013 1:16	54.0	9/10/2013 2:21	60.0	10/10/2013 3:26	56.6	11/10/2013 4:31	58.8	12/10/2013 5:36	60.1	13/10/2013 6:41	57.2
8/10/2013 1:21	54.0	9/10/2013 2:26	59.0	10/10/2013 3:31	57.1	11/10/2013 4:36	58.6	12/10/2013 5:41	60.7	13/10/2013 6:46	55.7
8/10/2013 1:26	60.1	9/10/2013 2:31	59.4	10/10/2013 3:36	59.2	11/10/2013 4:41	60.3	12/10/2013 5:46	60.9	13/10/2013 6:51	59.6
8/10/2013 1:31	60.7	9/10/2013 2:36	58.6	10/10/2013 3:41	57.8	11/10/2013 4:46	60.2	12/10/2013 5:51	54.4	13/10/2013 6:56	58.4
8/10/2013 1:36	59.9	9/10/2013 2:41	59.7	10/10/2013 3:46	57.0	11/10/2013 4:51	59.1	12/10/2013 5:56	55.8	13/10/2013 23:01	60.6
8/10/2013 1:41	49.1	9/10/2013 2:46	59.5	10/10/2013 3:51	58.5	11/10/2013 4:56	58.1	12/10/2013 6:01	60.8	13/10/2013 23:06	60.1
8/10/2013 1:46	39.3	9/10/2013 2:51	58.2	10/10/2013 3:56	57.8	11/10/2013 5:01	57.9	12/10/2013 6:06	53.7	13/10/2013 23:11	59.9
8/10/2013 1:51	41.5	9/10/2013 2:56	58.3	10/10/2013 4:01	58.1	11/10/2013 5:06	59.7	12/10/2013 6:11	57.9	13/10/2013 23:16	59.9
8/10/2013 1:56	43.0	9/10/									

Real-time Noise Data		RTN4 (Causeway Bay Community Centre)									
14/10/2013 2:41	59.4	15/10/2013 3:46	58.5	16/10/2013 4:51	58.8	17/10/2013 5:56	37.5	18/10/2013 23:01	61.6	20/10/2013 0:06	62.0
14/10/2013 2:46	59.5	15/10/2013 3:51	59.4	16/10/2013 4:56	59.1	17/10/2013 6:01	49.9	18/10/2013 23:06	61.8	20/10/2013 0:11	61.1
14/10/2013 2:51	60.6	15/10/2013 3:56	59.5	16/10/2013 5:01	57.9	17/10/2013 6:06	54.7	18/10/2013 23:11	61.6	20/10/2013 0:16	61.1
14/10/2013 2:56	59.7	15/10/2013 4:01	57.3	16/10/2013 5:06	60.1	17/10/2013 6:11	57.2	18/10/2013 23:16	63.4	20/10/2013 0:21	60.2
14/10/2013 3:01	59.0	15/10/2013 4:06	56.8	16/10/2013 5:11	59.4	17/10/2013 6:16	59.7	18/10/2013 23:21	61.4	20/10/2013 0:26	60.4
14/10/2013 3:06	59.5	15/10/2013 4:11	57.8	16/10/2013 5:16	59.7	17/10/2013 6:21	56.3	18/10/2013 23:26	61.4	20/10/2013 0:31	62.1
14/10/2013 3:11	60.9	15/10/2013 4:16	56.8	16/10/2013 5:21	58.4	17/10/2013 6:26	60.3	18/10/2013 23:31	63.6	20/10/2013 0:36	60.7
14/10/2013 3:16	58.4	15/10/2013 4:21	58.3	16/10/2013 5:26	48.6	17/10/2013 6:31	61.3	18/10/2013 23:36	62.4	20/10/2013 0:41	58.6
14/10/2013 3:21	58.1	15/10/2013 4:26	57.5	16/10/2013 5:31	60.5	17/10/2013 6:36	60.8	18/10/2013 23:41	60.7	20/10/2013 0:46	58.6
14/10/2013 3:26	59.0	15/10/2013 4:31	56.8	16/10/2013 5:36	60.1	17/10/2013 6:41	62.4	18/10/2013 23:46	61.9	20/10/2013 0:51	58.9
14/10/2013 3:31	58.3	15/10/2013 4:36	57.7	16/10/2013 5:41	50.4	17/10/2013 6:46	62.7	18/10/2013 23:51	61.6	20/10/2013 0:56	58.6
14/10/2013 3:36	60.1	15/10/2013 4:41	57.0	16/10/2013 5:46	52.3	17/10/2013 6:51	62.8	18/10/2013 23:56	62.5	20/10/2013 1:01	59.0
14/10/2013 3:41	59.5	15/10/2013 4:46	58.2	16/10/2013 5:51	60.6	17/10/2013 6:56	63.6	19/10/2013 0:01	59.9	20/10/2013 1:06	58.9
14/10/2013 3:46	57.6	15/10/2013 4:51	58.7	16/10/2013 5:56	60.6	17/10/2013 7:01	61.6	19/10/2013 0:06	65.1	20/10/2013 1:11	58.2
14/10/2013 3:51	58.5	15/10/2013 4:56	58.9	16/10/2013 6:01	52.4	17/10/2013 7:06	61.8	19/10/2013 0:11	60.4	20/10/2013 1:16	57.4
14/10/2013 3:56	58.0	15/10/2013 5:01	56.2	16/10/2013 6:06	55.7	17/10/2013 7:11	61.6	19/10/2013 0:16	62.7	20/10/2013 1:21	58.8
14/10/2013 4:01	58.3	15/10/2013 5:06	58.6	16/10/2013 6:11	56.5	17/10/2013 7:16	63.4	19/10/2013 0:21	60.4	20/10/2013 1:26	57.9
14/10/2013 4:06	58.7	15/10/2013 5:11	59.1	16/10/2013 6:16	58.8	17/10/2013 7:21	61.4	19/10/2013 0:26	62.9	20/10/2013 1:31	57.4
14/10/2013 4:11	58.9	15/10/2013 5:16	59.2	16/10/2013 6:21	57.4	17/10/2013 7:26	61.4	19/10/2013 0:31	61.7	20/10/2013 1:36	58.9
14/10/2013 4:16	58.1	15/10/2013 5:21	58.2	16/10/2013 6:26	60.7	17/10/2013 7:31	63.6	19/10/2013 0:36	60.4	20/10/2013 1:41	58.6
14/10/2013 4:21	58.3	15/10/2013 5:26	59.0	16/10/2013 6:31	60.2	17/10/2013 7:36	62.4	19/10/2013 0:41	60.1	20/10/2013 1:46	55.8
14/10/2013 4:26	58.4	15/10/2013 5:31	59.4	16/10/2013 6:36	61.5	17/10/2013 7:41	60.7	19/10/2013 0:46	60.8	20/10/2013 1:51	56.7
14/10/2013 4:31	58.7	15/10/2013 5:36	60.2	16/10/2013 6:41	61.7	17/10/2013 7:46	61.9	19/10/2013 0:51	62.1	20/10/2013 1:56	57.4
14/10/2013 4:36	58.1	15/10/2013 5:41	59.7	16/10/2013 6:46	62.3	17/10/2013 7:51	61.6	19/10/2013 0:56	58.7	20/10/2013 2:01	53.3
14/10/2013 4:41	58.2	15/10/2013 5:46	62.4	16/10/2013 6:51	62.7	17/10/2013 7:56	62.5	19/10/2013 1:01	59.2	20/10/2013 2:06	56.4
14/10/2013 4:46	60.4	15/10/2013 5:51	60.8	16/10/2013 6:56	64.0	18/10/2013 0:01	59.9	19/10/2013 1:06	59.8	20/10/2013 2:11	55.0
14/10/2013 4:51	59.9	15/10/2013 5:56	37.5	16/10/2013 7:01	61.1	18/10/2013 0:06	65.1	19/10/2013 1:11	58.3	20/10/2013 2:16	52.9
14/10/2013 4:56	59.7	15/10/2013 6:01	60.6	16/10/2013 7:06	63.6	18/10/2013 0:11	60.4	19/10/2013 1:16	56.1	20/10/2013 2:21	53.1
14/10/2013 5:01	59.3	15/10/2013 6:06	55.6	16/10/2013 7:11	62.4	18/10/2013 0:16	62.7	19/10/2013 1:21	57.5	20/10/2013 2:26	56.0
14/10/2013 5:06	58.9	15/10/2013 6:11	56.9	16/10/2013 7:16	60.7	18/10/2013 0:21	60.4	19/10/2013 1:26	56.4	20/10/2013 2:31	47.2
14/10/2013 5:11	59.8	15/10/2013 6:16	56.9	16/10/2013 7:21	60.6	18/10/2013 0:26	62.9	19/10/2013 1:31	59.9	20/10/2013 2:36	51.8
14/10/2013 5:16	58.6	15/10/2013 6:21	59.2	16/10/2013 7:26	61.3	18/10/2013 0:31	61.7	19/10/2013 1:36	56.1	20/10/2013 2:41	55.6
14/10/2013 5:21	58.9	15/10/2013 6:26	59.9	16/10/2013 7:31	58.6	18/10/2013 0:36	60.4	19/10/2013 1:41	55.3	20/10/2013 2:46	60.8
14/10/2013 5:26	60.2	15/10/2013 6:31	60.9	16/10/2013 7:36	61.0	18/10/2013 0:41	60.1	19/10/2013 1:46	51.8	20/10/2013 2:51	51.7
14/10/2013 5:31	60.1	15/10/2013 6:36	60.6	16/10/2013 7:41	61.0	18/10/2013 0:46	60.8	19/10/2013 1:51	55.2	20/10/2013 2:56	46.6
14/10/2013 5:36	60.1	15/10/2013 6:41	61.0	16/10/2013 7:46	60.7	18/10/2013 0:51	62.1	19/10/2013 1:56	55.5	20/10/2013 3:01	42.3
14/10/2013 5:41	39.3	15/10/2013 6:46	62.1	16/10/2013 7:51	60.8	18/10/2013 0:56	58.7	19/10/2013 2:01	54.9	20/10/2013 3:06	60.8
14/10/2013 5:46	59.7	15/10/2013 6:51	62.1	16/10/2013 7:56	60.2	18/10/2013 1:01	59.2	19/10/2013 2:06	58.8	20/10/2013 3:11	60.2
14/10/2013 5:51	60.2	15/10/2013 6:56	63.1	17/10/2013 0:01	59.1	18/10/2013 1:06	59.8	19/10/2013 2:11	60.9	20/10/2013 3:16	60.5
14/10/2013 5:56	60.0	15/10/2013 7:01	61.4	17/10/2013 0:06	58.9	18/10/2013 1:11	58.3	19/10/2013 2:16	55.1	20/10/2013 3:21	53.6
14/10/2013 6:01	59.8	15/10/2013 7:06	60.1	17/10/2013 0:11	59.9	18/10/2013 1:16	56.1	19/10/2013 2:21	53.4	20/10/2013 3:26	60.1
14/10/2013 6:06	57.2	15/10/2013 7:11	61.0	17/10/2013 0:16	59.2	18/10/2013 1:21	57.5	19/10/2013 2:26	60.6	20/10/2013 3:31	60.6
14/10/2013 6:11	60.6	15/10/2013 7:16	61.1	17/10/2013 0:21	59.9	18/10/2013 1:26	56.4	19/10/2013 2:31	51.8	20/10/2013 3:36	49.1
14/10/2013 6:16	60.9	15/10/2013 7:21	62.0	17/10/2013 0:26	57.6	18/10/2013 1:31	59.9	19/10/2013 2:36	54.5	20/10/2013 3:41	60.6
14/10/2013 6:21	55.7	15/10/2013 7:26	60.6	17/10/2013 0:31	59.5	18/10/2013 1:36	56.1	19/10/2013 2:41	44.1	20/10/2013 3:46	59.9
14/10/2013 6:26	57.5	15/10/2013 7:31	61.6	17/10/2013 0:36	55.2	18/10/2013 1:41	55.3	19/10/2013 2:46	57.2	20/10/2013 3:51	59.9
14/10/2013 6:31	54.3	15/10/2013 7:36	60.9	17/10/2013 0:41	52.4	18/10/2013 1:46	51.8	19/10/2013 2:51	53.1	20/10/2013 3:56	59.7
14/10/2013 6:36	56.6	15/10/2013 7:41	61.7	17/10/2013 0:46	51.6	18/10/2013 1:51	55.2	19/10/2013 2:56	60.1	20/10/2013 4:01	59.8
14/10/2013 6:41	57.2	15/10/2013 7:46	60.3	17/10/2013 0:51	55.8	18/10/2013 1:56	55.5	19/10/2013 3:01	49.7	20/10/2013 4:06	59.0
14/10/2013 6:46	58.9	15/10/2013 7:51	59.5	17/10/2013 0:56	56.9	18/10/2013 2:01	54.9	19/10/2013 3:06	60.8	20/10/2013 4:11	60.4
14/10/2013 6:51	57.4	15/10/2013 7:56	59.2	17/10/2013 1:01	59.1	18/10/2013 2:06	58.8	19/10/2013 3:11	60.5	20/10/2013 4:16	59.4
14/10/2013 6:56	58.5	16/10/2013 0:01	55.5	17/10/2013 1:06	58.8	18/10/2013 2:11	60.9	19/10/2013 3:16	60.2	20/10/2013 4:21	60.6
14/10/2013 23:01	59.2	16/10/2013 0:06	61.8	17/10/2013 1:11	52.7	18/10/2013 2:16	55.1	19/10/2013 3:21	63.4	20/10/2013 4:26	60.0
14/10/2013 23:06	57.2	16/10/2013 0:11	58.8	17/10/2013 1:16	34.5	18/10/2013 2:21	53.4	19/10/2013 3:26	43.6	20/10/2013 4:31	59.8
14/10/2013 23:11	60.1	16/10/2013 0:16	60.8	17/10/2013 1:21	54.6	18/10/2013 2:26	60.6	19/10/2013 3:31	60.1	20/10/2013 4:36	60.0
14/10/2013 23:16	58.9	16/10/2013 0:21	58.7	17/10/2013 1:26	45.7	18/10/2013 2:31	51.8	19/10/2013 3:36	60.7	20/10/2013 4:41	59.6
14/10/2013 23:21	58.1	16/10/2013 0:26	59.7	17/10/2013 1:31	60.8	18/10/2013 2:36	54.5	19/10/2013 3:41	59.0	20/10/2013 4:46	60.1
14/10/2013 23:26	57.3	16/10/2013 0:31	54.0	17/10/2013 1:36	49.3	18/10/2013 2:41	44.1	19/10/2013 3:46	59.8	20/10/2013 4:51	59.0
14/10/2013 23:31	58.2	16/10/2013 0:36	53.7	17/10/2013 1:41	60.8	18/10/2013 2:46	57.2	19/10/2013 3:51	60.1	20/10/2013 4:56	60.1
14/10/2013 23:36	59.4	16/10/2013 0:41	58.7	17/10/2013 1:46	60.6	18/10/2013 2:51	53.1	19/10/2013 3:56	59.5	20/10/2013 5:01	59.4
14/10/2013 23:41	54.6	16/10/2013 0:46	56.1	17/10/2013 1:51	60.5	18/10/2013 2:56	60.1	19/10/2013 4:01	60.0	20/10/2013 5:06	60.0
14/10/2013 23:46	59.2	16/10/2013 0:51	45.0	17/10/2013 1:56	49.4	18/10/2013 3:01	49.7	19/10/2013 4:06	58.3	20/10/2013 5:11	59.0
14/10/2013 23:51	48.4	16/10/2013 0:56	53.1	17/10/2013 2:01	60.3	18/10/2013 3:06	60.8	19/10/2013 4:11	59.6	20/10/2013 5:16	60.0
14/10/2013 23:56	58.0	16/10/2013 1:01	57.2	17/10/2013 2:06	59.7	18/10/2013 3:11	60.5	19/10/2013 4:16	60.3	20/10/2013 5:21	61.5
15/10/2013 0:01	58.7	16/10/2013 1:06	52.8	17/10/2013 2:11	56.4	18/10/2013 3:16	60.2	19/10/2013 4:21	59.9	20/10/2013 5:26	60.1
15/10/2013 0:06	58.7	16/10/2013 1:11	37.5	17/10/2013 2:16	62.1	18/10/2013 3:21	63.4	19/10/2013 4:26	59.6	20/10/2013 5:31	62.4
15/10/2013 0:11	56.8	16/10/2013 1:16	60.1	17/10/2013 2:21	59.4	18/10/2013 3:26	43.6	19/10/2013 4:31	59.6	20/10/2013 5:36	60.0
15/10/2013 0:16	56.0	16/10/2013 1:21	52.2	17/10/2013 2:26	59.5	18/10/2013 3:31	60.1	19/10/2013 4:36	60.2	20/10/2013 5:41	60.1
15/10/2013 0:21	54.9	16/10/2013 1:26	60.9	17/10/2013 2:31	59.						

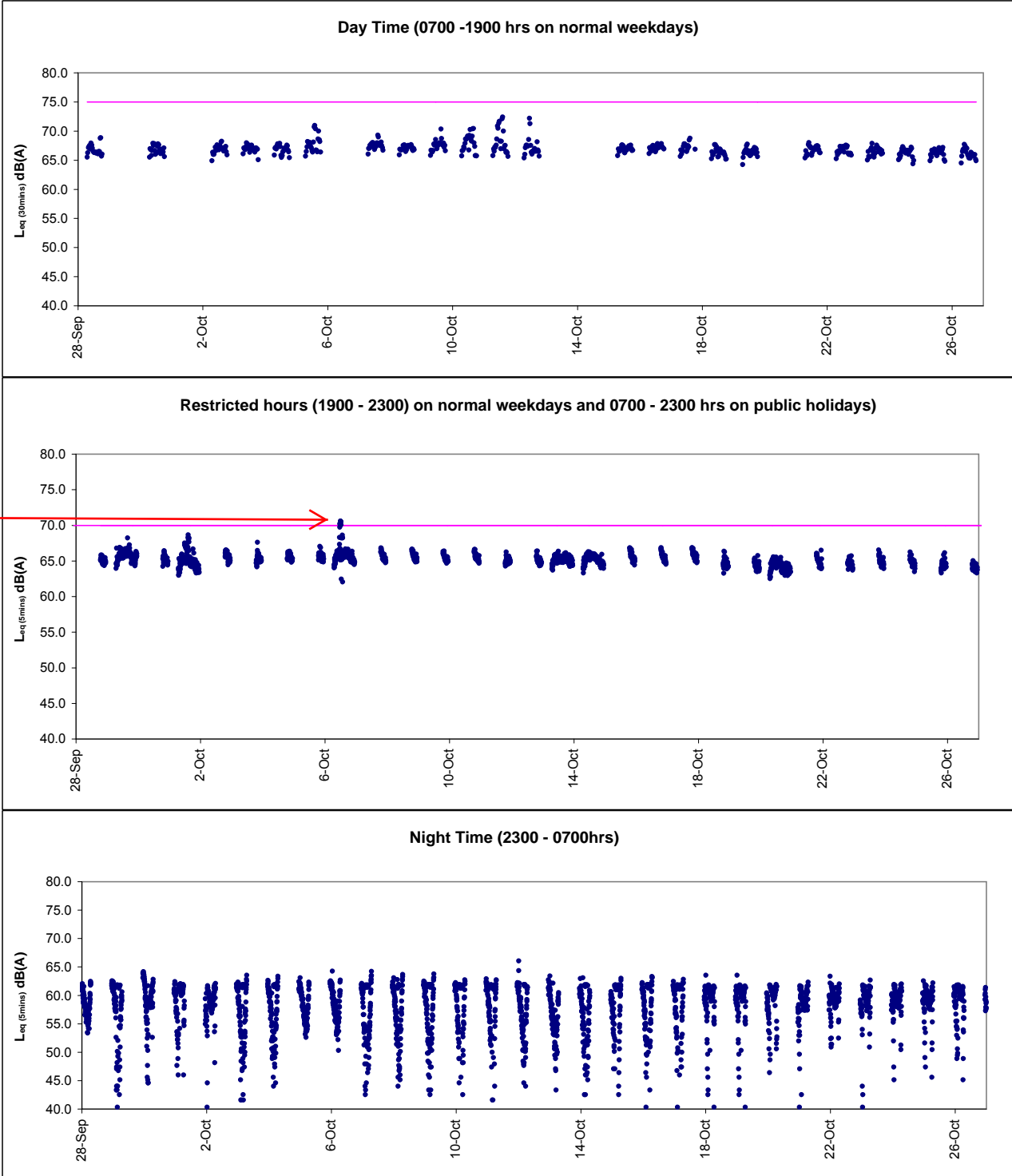
Real-time Noise Data	RTN4 (Causeway Bay Community Centre)				
21/10/2013 1:11 59.9	22/10/2013 2:16 60.3	23/10/2013 3:21 59.4	24/10/2013 4:26 57.1	25/10/2013 5:31 59.5	26/10/2013 6:36 61.1
21/10/2013 1:16 59.9	22/10/2013 2:21 51.1	23/10/2013 3:26 57.5	24/10/2013 4:31 57.7	25/10/2013 5:36 60.6	26/10/2013 6:41 60.9
21/10/2013 1:21 60.5	22/10/2013 2:26 59.6	23/10/2013 3:31 57.9	24/10/2013 4:36 58.8	25/10/2013 5:41 60.6	26/10/2013 6:46 60.4
21/10/2013 1:26 59.8	22/10/2013 2:31 59.9	23/10/2013 3:36 60.5	24/10/2013 4:41 58.6	25/10/2013 5:46 37.5	26/10/2013 6:51 61.8
21/10/2013 1:31 60.5	22/10/2013 2:36 60.2	23/10/2013 3:41 57.9	24/10/2013 4:46 56.4	25/10/2013 5:51 49.7	26/10/2013 6:56 62.3
21/10/2013 1:36 60.7	22/10/2013 2:41 59.0	23/10/2013 3:46 58.9	24/10/2013 4:51 59.3	25/10/2013 5:56 39.3	26/10/2013 23:01 61.7
21/10/2013 1:41 52.0	22/10/2013 2:46 59.1	23/10/2013 3:51 57.3	24/10/2013 4:56 60.4	25/10/2013 6:01 49.1	26/10/2013 23:06 62.7
21/10/2013 1:46 60.6	22/10/2013 2:51 59.6	23/10/2013 3:56 58.5	24/10/2013 5:01 58.3	25/10/2013 6:06 56.2	26/10/2013 23:11 62.3
21/10/2013 1:51 52.1	22/10/2013 2:56 57.7	23/10/2013 4:01 58.0	24/10/2013 5:06 59.2	25/10/2013 6:11 57.0	26/10/2013 23:16 62.0
21/10/2013 1:56 60.5	22/10/2013 3:01 58.8	23/10/2013 4:06 58.4	24/10/2013 5:11 58.8	25/10/2013 6:16 59.9	26/10/2013 23:21 61.9
21/10/2013 2:01 60.7	22/10/2013 3:06 58.2	23/10/2013 4:11 57.6	24/10/2013 5:16 58.6	25/10/2013 6:21 58.4	26/10/2013 23:26 61.9
21/10/2013 2:06 60.0	22/10/2013 3:11 57.6	23/10/2013 4:16 59.3	24/10/2013 5:21 59.8	25/10/2013 6:26 60.6	26/10/2013 23:31 62.4
21/10/2013 2:11 59.3	22/10/2013 3:16 57.9	23/10/2013 4:21 58.1	24/10/2013 5:26 59.3	25/10/2013 6:31 61.3	26/10/2013 23:36 61.9
21/10/2013 2:16 58.9	22/10/2013 3:21 57.5	23/10/2013 4:26 58.3	24/10/2013 5:31 59.4	25/10/2013 6:36 62.4	26/10/2013 23:41 62.2
21/10/2013 2:21 58.9	22/10/2013 3:26 57.5	23/10/2013 4:31 58.4	24/10/2013 5:36 60.2	25/10/2013 6:41 62.6	26/10/2013 23:46 62.1
21/10/2013 2:26 59.1	22/10/2013 3:31 58.3	23/10/2013 4:36 59.6	24/10/2013 5:41 43.6	25/10/2013 6:46 62.8	26/10/2013 23:51 59.8
21/10/2013 2:31 59.4	22/10/2013 3:36 59.2	23/10/2013 4:41 58.4	24/10/2013 5:46 60.1	25/10/2013 6:51 63.0	26/10/2013 23:56 62.0
21/10/2013 2:36 58.8	22/10/2013 3:41 56.6	23/10/2013 4:46 58.8	24/10/2013 5:51 51.7	25/10/2013 6:56 63.6	27/10/2013 0:01 62.4
21/10/2013 2:41 58.6	22/10/2013 3:46 58.2	23/10/2013 4:51 58.7	24/10/2013 5:56 47.2	25/10/2013 23:01 62.0	27/10/2013 0:06 61.7
21/10/2013 2:46 58.3	22/10/2013 3:51 57.3	23/10/2013 4:56 60.1	24/10/2013 6:01 60.0	25/10/2013 23:06 62.7	27/10/2013 0:11 61.1
21/10/2013 2:51 59.1	22/10/2013 3:56 58.7	23/10/2013 5:01 58.1	24/10/2013 6:06 55.7	25/10/2013 23:11 62.4	27/10/2013 0:16 60.0
21/10/2013 2:56 57.7	22/10/2013 4:01 57.6	23/10/2013 5:06 59.7	24/10/2013 6:11 57.9	25/10/2013 23:16 62.3	27/10/2013 0:21 65.2
21/10/2013 3:01 58.4	22/10/2013 4:06 58.4	23/10/2013 5:11 59.7	24/10/2013 6:16 58.7	25/10/2013 23:21 62.3	27/10/2013 0:26 61.3
21/10/2013 3:06 58.9	22/10/2013 4:11 59.9	23/10/2013 5:16 59.1	24/10/2013 6:21 58.4	25/10/2013 23:26 61.3	27/10/2013 0:31 63.0
21/10/2013 3:11 57.1	22/10/2013 4:16 58.9	23/10/2013 5:21 59.3	24/10/2013 6:26 60.9	25/10/2013 23:31 62.8	27/10/2013 0:36 60.1
21/10/2013 3:16 58.7	22/10/2013 4:21 59.0	23/10/2013 5:26 60.0	24/10/2013 6:31 60.8	25/10/2013 23:36 61.6	27/10/2013 0:41 58.7
21/10/2013 3:21 59.0	22/10/2013 4:26 57.4	23/10/2013 5:31 60.0	24/10/2013 6:36 62.2	25/10/2013 23:41 62.6	27/10/2013 0:46 60.4
21/10/2013 3:26 57.8	22/10/2013 4:31 58.4	23/10/2013 5:36 60.7	24/10/2013 6:41 63.6	25/10/2013 23:46 61.4	27/10/2013 0:51 62.0
21/10/2013 3:31 57.6	22/10/2013 4:36 58.1	23/10/2013 5:41 47.4	24/10/2013 6:46 63.0	25/10/2013 23:51 60.6	27/10/2013 0:56 60.9
21/10/2013 3:36 58.9	22/10/2013 4:41 58.8	23/10/2013 5:46 60.8	24/10/2013 6:51 62.5	25/10/2013 23:56 61.8	27/10/2013 1:01 59.1
21/10/2013 3:41 56.5	22/10/2013 4:46 58.0	23/10/2013 5:51 55.1	24/10/2013 6:56 62.6	26/10/2013 0:01 62.8	27/10/2013 1:06 60.3
21/10/2013 3:46 57.8	22/10/2013 4:51 58.1	23/10/2013 5:56 57.4	24/10/2013 23:01 61.6	26/10/2013 0:06 60.0	27/10/2013 1:11 58.4
21/10/2013 3:51 58.0	22/10/2013 4:56 59.4	23/10/2013 6:01 55.4	24/10/2013 23:06 61.1	26/10/2013 0:11 61.6	27/10/2013 1:16 59.3
21/10/2013 3:56 57.9	22/10/2013 5:01 59.1	23/10/2013 6:06 59.8	24/10/2013 23:11 61.9	26/10/2013 0:16 60.7	27/10/2013 1:21 58.9
21/10/2013 4:01 56.7	22/10/2013 5:06 59.7	23/10/2013 6:11 59.2	24/10/2013 23:16 60.6	26/10/2013 0:21 60.8	27/10/2013 1:26 57.7
21/10/2013 4:06 58.4	22/10/2013 5:11 59.0	23/10/2013 6:16 61.0	24/10/2013 23:21 60.1	26/10/2013 0:26 61.0	27/10/2013 1:31 57.8
21/10/2013 4:11 57.9	22/10/2013 5:16 58.9	23/10/2013 6:21 61.7	24/10/2013 23:26 60.2	26/10/2013 0:31 61.6	27/10/2013 1:36 57.9
21/10/2013 4:16 58.6	22/10/2013 5:21 58.9	23/10/2013 6:26 61.6	24/10/2013 23:31 61.6	26/10/2013 0:36 59.1	27/10/2013 1:41 56.1
21/10/2013 4:21 57.7	22/10/2013 5:26 59.1	23/10/2013 6:31 62.1	24/10/2013 23:36 62.2	26/10/2013 0:41 58.5	27/10/2013 1:46 53.7
21/10/2013 4:26 58.3	22/10/2013 5:31 58.4	23/10/2013 6:36 62.3	24/10/2013 23:41 60.4	26/10/2013 0:46 64.7	27/10/2013 1:51 55.8
21/10/2013 4:31 58.0	22/10/2013 5:36 59.9	23/10/2013 6:41 63.3	24/10/2013 23:46 60.3	26/10/2013 0:51 61.2	27/10/2013 1:56 55.2
21/10/2013 4:36 58.1	22/10/2013 5:41 44.1	23/10/2013 6:46 64.0	24/10/2013 23:51 61.3	26/10/2013 0:56 58.8	27/10/2013 2:01 52.7
21/10/2013 4:41 56.8	22/10/2013 5:46 60.6	23/10/2013 6:51 64.2	24/10/2013 23:56 60.4	26/10/2013 1:01 59.0	27/10/2013 2:06 52.4
21/10/2013 4:46 58.4	22/10/2013 5:51 53.8	23/10/2013 6:56 64.1	25/10/2013 0:01 59.4	26/10/2013 1:06 59.9	27/10/2013 2:11 58.5
21/10/2013 4:51 59.7	22/10/2013 5:56 60.7	23/10/2013 23:01 60.7	25/10/2013 0:06 61.0	26/10/2013 1:11 59.2	27/10/2013 2:16 52.3
21/10/2013 4:56 58.3	22/10/2013 6:01 50.5	23/10/2013 23:06 59.3	25/10/2013 0:11 61.2	26/10/2013 1:16 57.0	27/10/2013 2:21 51.0
21/10/2013 5:01 59.2	22/10/2013 6:06 51.8	23/10/2013 23:11 61.7	25/10/2013 0:16 57.9	26/10/2013 1:21 58.7	27/10/2013 2:26 50.6
21/10/2013 5:06 59.7	22/10/2013 6:11 56.0	23/10/2013 23:16 61.2	25/10/2013 0:21 59.1	26/10/2013 1:26 59.3	27/10/2013 2:31 60.8
21/10/2013 5:11 57.8	22/10/2013 6:16 58.8	23/10/2013 23:21 62.3	25/10/2013 0:26 60.7	26/10/2013 1:31 59.4	27/10/2013 2:36 51.9
21/10/2013 5:16 60.4	22/10/2013 6:21 59.9	23/10/2013 23:26 60.1	25/10/2013 0:31 57.5	26/10/2013 1:36 58.9	27/10/2013 2:41 47.2
21/10/2013 5:21 59.1	22/10/2013 6:26 59.5	23/10/2013 23:31 62.3	25/10/2013 0:36 58.2	26/10/2013 1:41 56.7	27/10/2013 2:46 60.8
21/10/2013 5:26 60.0	22/10/2013 6:31 61.6	23/10/2013 23:36 61.0	25/10/2013 0:41 58.3	26/10/2013 1:46 57.9	27/10/2013 2:51 60.8
21/10/2013 5:31 60.6	22/10/2013 6:36 62.7	23/10/2013 23:41 61.4	25/10/2013 0:46 57.1	26/10/2013 1:51 55.7	27/10/2013 2:56 52.7
21/10/2013 5:36 52.1	22/10/2013 6:41 62.5	23/10/2013 23:46 60.1	25/10/2013 0:51 52.4	26/10/2013 1:56 55.2	27/10/2013 3:01 60.6
21/10/2013 5:41 42.3	22/10/2013 6:46 63.1	23/10/2013 23:51 60.1	25/10/2013 0:56 60.0	26/10/2013 2:01 54.1	27/10/2013 3:06 60.3
21/10/2013 5:46 54.6	22/10/2013 6:51 63.3	23/10/2013 23:56 62.5	25/10/2013 1:01 52.0	26/10/2013 2:06 58.8	27/10/2013 3:11 51.8
21/10/2013 5:51 53.9	22/10/2013 6:56 63.2	24/10/2013 0:01 60.8	25/10/2013 1:06 60.7	26/10/2013 2:11 55.2	27/10/2013 3:16 53.2
21/10/2013 5:56 46.9	22/10/2013 23:01 60.8	24/10/2013 0:06 60.3	25/10/2013 1:11 49.9	26/10/2013 2:16 54.8	27/10/2013 3:21 47.4
21/10/2013 6:01 53.4	22/10/2013 23:06 62.0	24/10/2013 0:11 60.7	25/10/2013 1:16 56.4	26/10/2013 2:21 55.8	27/10/2013 3:26 60.7
21/10/2013 6:06 58.3	22/10/2013 23:11 61.2	24/10/2013 0:16 59.9	25/10/2013 1:21 52.7	26/10/2013 2:26 56.6	27/10/2013 3:31 50.4
21/10/2013 6:11 58.6	22/10/2013 23:16 60.3	24/10/2013 0:21 59.5	25/10/2013 1:26 60.3	26/10/2013 2:31 52.8	27/10/2013 3:36 52.4
21/10/2013 6:16 60.5	22/10/2013 23:21 59.6	24/10/2013 0:26 58.8	25/10/2013 1:31 52.9	26/10/2013 2:36 51.4	27/10/2013 3:41 60.5
21/10/2013 6:21 61.0	22/10/2013 23:26 60.1	24/10/2013 0:31 59.8	25/10/2013 1:36 54.5	26/10/2013 2:41 55.9	27/10/2013 3:46 60.5
21/10/2013 6:26 62.8	22/10/2013 23:31 60.4	24/10/2013 0:36 60.9	25/10/2013 1:41 60.1	26/10/2013 2:46 57.3	27/10/2013 3:51 59.9
21/10/2013 6:31 61.6	22/10/2013 23:36 61.1	24/10/2013 0:41 55.7	25/10/2013 1:46 54.9	26/10/2013 2:51 54.7	27/10/2013 3:56 60.7
21/10/2013 6:36 62.6	22/10/2013 23:41 60.0	24/10/2013 0:46 56.1	25/10/2013 1:51 60.1	26/10/2013 2:56 60.4	27/10/2013 4:01 59.1
21/10/2013 6:41 63.9	22/10/2013 23:46 60.7	24/10/2013 0:51 55.3	25/10/2013 1:56 60.4	26/10/2013 3:01 52.6	27/10/2013 4:06 60.7
21/10/2013 6:46 64.3	22/10/2013 23:51 65.2	24/10/2013 0:56 55.8	25/10/2013 2:01 59.8	26/10/2013 3:06 47.6	27/10/2013 4:11 59.6
21/10/2013 6:51 64.4	22/10/2013 23:56 61.9	24/10/2013 1:01 56.0	25/10/2013 2:06 59.8	26/10/2013 3:11 50.0	27/10/2013 4:16 60.1
21/10/2013 6:56 63.7	23/10/2013 0:01 61.5	24/10/2013 1:06 57.3	25/10/2013 2:11 60.0	26/10/2013 3:16 60.6	27/10/2013 4:21 60.8
21/10/2013 23:01 60.8	23/10/2013 0:06 61.2	24/10/2013 1:11 54.5	25/10/2013 2:16 59.8	26/10/2013 3:21 49.0	27/10/2013 4:26 60.1
21/10/2013 23:06 60.6	23/10/2013 0:11 60.9	24/10/2013 1:16 54.8	25/10/2013 2:21 59.7	26/10/2013 3:26 59.9	27/10/2013 4:31 59.8
21/10/2013 23:11 60.8	23/10/2013 0:16 62.0	24/10/2013 1:21 43.0	25/10/2013 2:26 59.7	26/10/2013 3:31 60.4	27/10/2013 4:36 59.7
21/10/2013 23:16 62.9	23/10/2013 0:21 60.5	24/10/2013 1:26 55.0	25/10/2013 2:31 59.9	26/10/2013 3:36 60.1	27/10/2013 4:41 59.9
21/10/2013 23:21 61.3	23/10/2013 0:26 60.0	24/10/2013 1:31 40.6	25/10/2013 2:36 60.2	26/10/2013 3:41 60.4	27/10/2013 4:46 60.5
21/10/2013 23:26 61.4	23/10/2013 0:31 59.0	24/10/2013 1:36 50.7	25/10/2013 2:41 59.6	26/10/2013 3:46 53.5	27/10/2013 4:51 59.9
21/10/2013 23:31 61.0	23/10/2013 0:36 59.0	24/10/2013 1:41 57.8	25/10/2013 2:46 58.9	26/10/2013 3:51 49.4	27/10/2013 4:56 59.7
21/10/2013 23:36 61.0	23/10/2013 0:41 60.4	24/10/2013 1:46 60.2	25/10/2013 2:51 59.7	26/10/2013 3:56 60.5	27/10/2013 5:01 60.1
21/10/2013 23:41 61.8	23/10/2013 0:46 59.5	24/10/2013 1:51 48.3	25/10/2013 2:56 57.9	26/10/2013 4:01 60.1	27/10/2013 5:06

Real-time Noise Data RTN4 (Causeway Bay Community Centre)

27/10/2013 23:41 60.0
27/10/2013 23:46 60.1
27/10/2013 23:51 61.0
27/10/2013 23:56 58.3

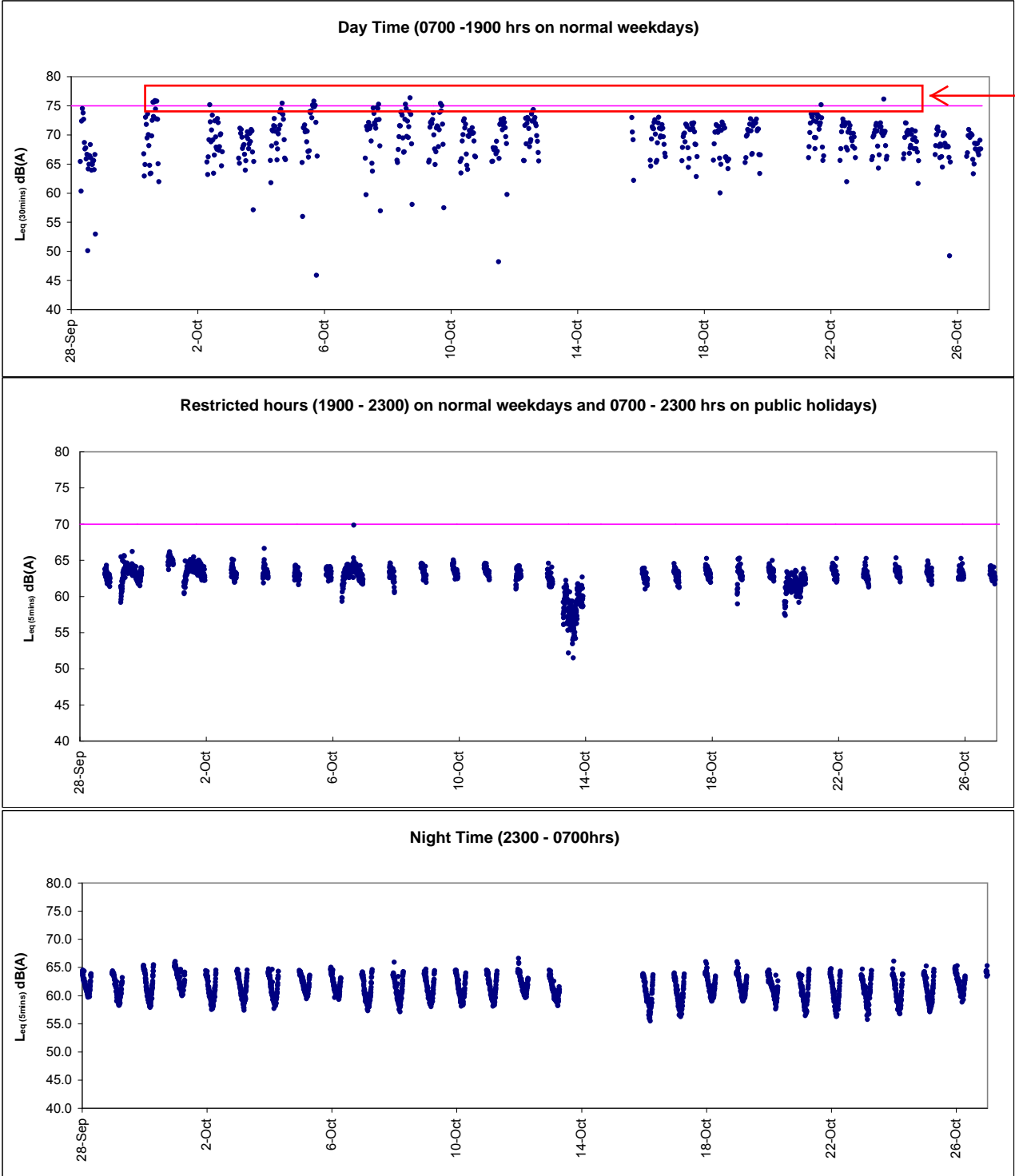


Graphic Presentation of Real Time Noise Monitoring Result (RTN1-Food and Environmental Hygiene Department Depot)



After checking with contractor HY/2009/19, no construction works were conducted at the concerned location during the recorded period . As such, the exceedances were considered to be contributed by nearby IEC traffic

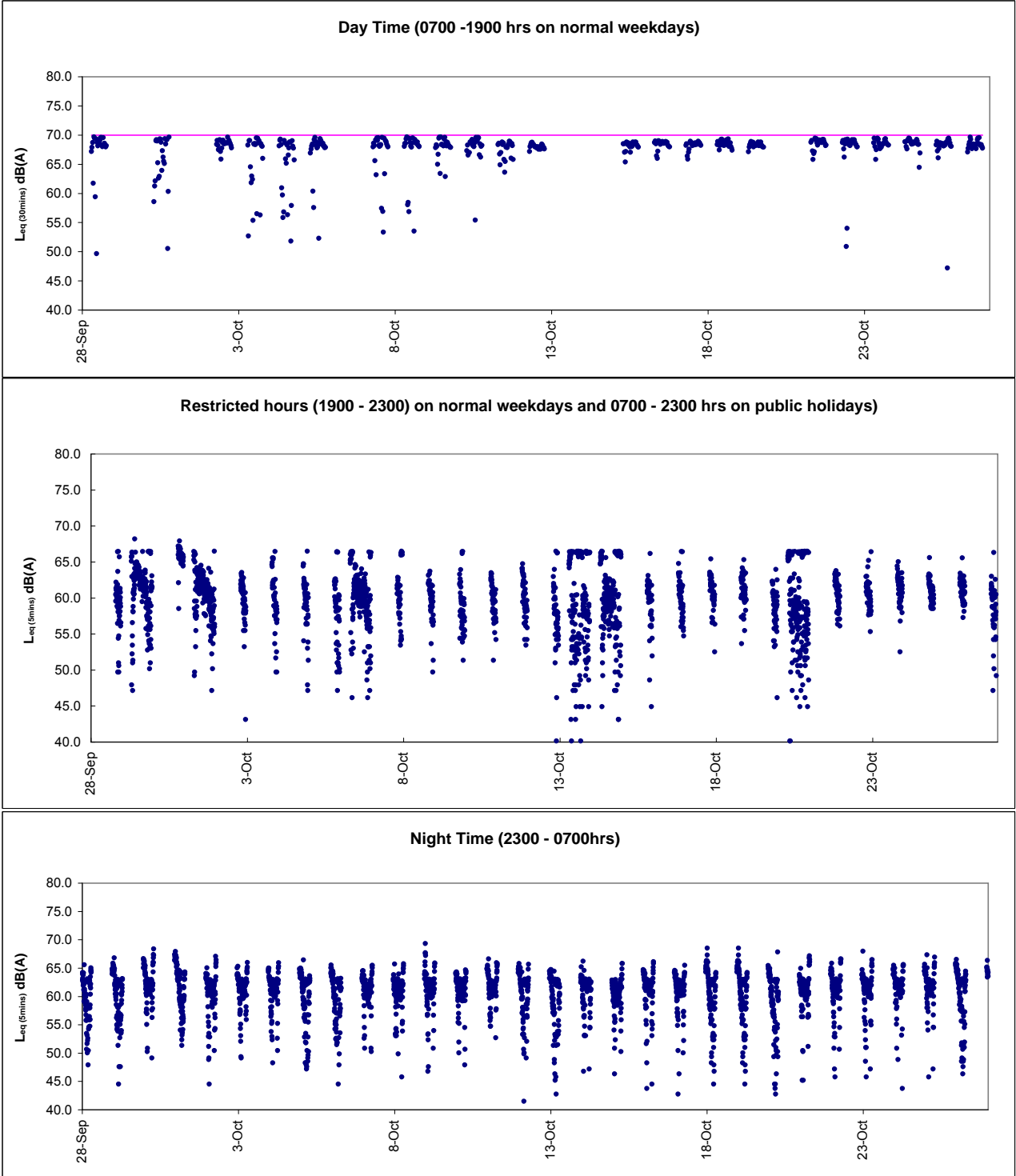
Graphic Presentation of Real Time Noise Monitoring Result (RTN2a- Hong Kong Electric Centre)



After checking with contractor HY/2009/19, no major noisy construction works were conducted at the concerned location during the recorded period. On-going Breaking works and piling works was observed undertaken at adjacent non-CWB Project construction sites. As such, the exceedances were considered to be contributed by non-CWB Project works.

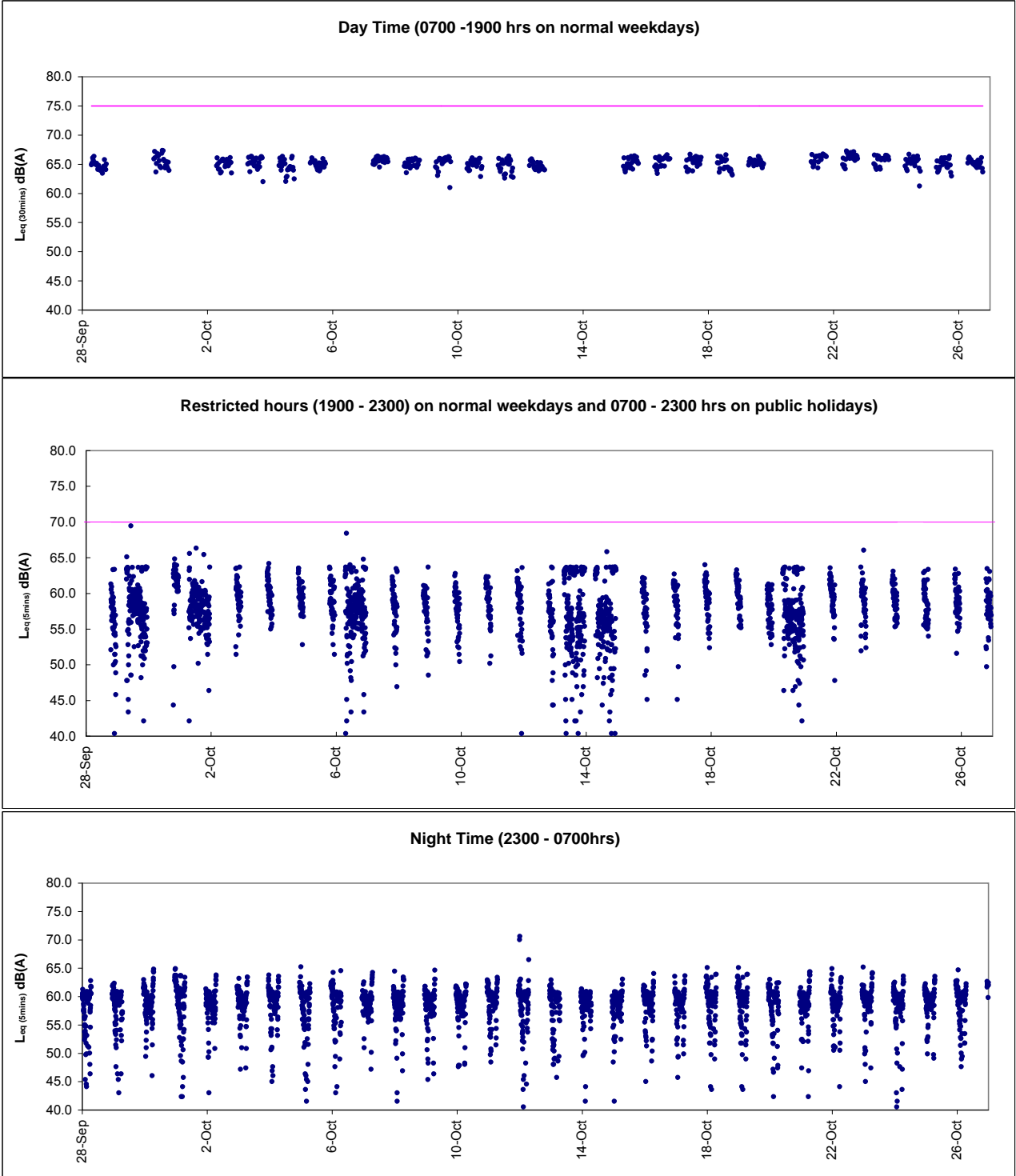


Graphic Presentation of Real Time Noise Monitoring Result (RTN3-Yu Lee Mo Fan Memorial School)





Graphic Presentation of Real Time Noise Monitoring Result (RTN4-Causeway Bay Community Centre)





Appendix 6.1

Event Action Plans



Event/Action Plan for Construction Noise

EVENT	ACTION			
	ET	IEC	ER	CONTRACTOR
Action Level being exceeded	<ol style="list-style-type: none">1. Notify ER, IEC and Contractor;2. Carry out investigation;3. Report the results of investigation to the IEC, ER and Contractor;4. Discuss with the IEC and Contractor on remedial measures required;5. Increase monitoring frequency to check mitigation effectiveness. <p>(The above actions should be taken within 2 working days after the exceedance is identified)</p>	<ol style="list-style-type: none">1. Review the investigation results submitted by the ET;2. Review the proposed remedial measures by the Contractor and advise the ER accordingly;3. Advise the ER on the effectiveness of the proposed remedial measures. <p>(The above actions should be taken within 2 working days after the exceedance is identified)</p>	<ol style="list-style-type: none">1. Confirm receipt of notification of failure in writing;2. Notify Contractor;3. In consolidation with the IEC, agree with the Contractor on the remedial measures to be implemented;4. Supervise the implementation of remedial measures. <p>(The above actions should be taken within 2 working days after the exceedance is identified)</p>	<ol style="list-style-type: none">1. Submit noise mitigation proposals to IEC and ER;2. Implement noise mitigation proposals. <p>(The above actions should be taken within 2 working days after the exceedance is identified)</p>



EVENT	ACTION			
	ET	IEC	ER	CONTRACTOR
Limit Level being exceeded	<ol style="list-style-type: none"> 1. Inform IEC, ER, Contractor and EPD; 2. Repeat measurements to confirm findings; 3. Increase monitoring frequency; 4. Identify source and investigate the cause of exceedance; 5. Carry out analysis of Contractor's working procedures; 6. Discuss with the IEC, Contractor and ER on remedial measures required; 7. Assess effectiveness of Contractor's remedial actions and keep IEC, EPD and ER informed of the results; 8. If exceedance stops, cease additional monitoring. (The above actions should be taken within 2 working days after the exceedance is identified) 	<ol style="list-style-type: none"> 1. Discuss amongst ER, ET, and Contractor on the potential remedial actions; 2. Review Contractor's remedial actions whenever necessary to assure their effectiveness and advise the ER accordingly. (The above actions should be taken within 2 working days after the exceedance is identified) 	<ol style="list-style-type: none"> 1. Confirm receipt of notification of failure in writing; 2. Notify Contractor; 3. In consolidation with the IEC, agree with the Contractor on the remedial measures to be implemented; 4. Supervise the implementation of remedial measures; 5. If exceedance continues, consider stopping the Contractor to continue working on that portion of work which causes the exceedance until the exceedance is abated. (The above actions should be taken within 2 working days after the exceedance is identified) 	<ol style="list-style-type: none"> 1. Take immediate action to avoid further exceedance; 2. Submit proposals for remedial actions to IEC and ER within 3 working days of notification; 3. Implement the agreed proposals; 4. Submit further proposal if problem still not under control; 5. Stop the relevant portion of works as instructed by the ER until the exceedance is abated. (The above actions should be taken within 2 working days after the exceedance is identified)



Event / Action Plan for Construction Air Quality

EVENT	ACTION			
	ET	IEC	ER	CONTRACTOR
ACTION LEVEL				
1. Exceedance for one sample	<ol style="list-style-type: none"> Identify source, investigate the causes of exceedance and propose remedial measures; Inform IEC and ER; Repeat measurement to confirm finding; Increase monitoring frequency to daily. (The above actions should be taken within 2 working days after the exceedance is identified)	<ol style="list-style-type: none"> Check monitoring data submitted by ET; Check Contractor's working method. (The above actions should be taken within 2 working days after the exceedance is identified)	<ol style="list-style-type: none"> Notify Contractor. (The above actions should be taken within 2 working days after the exceedance is identified)	<ol style="list-style-type: none"> Rectify any unacceptable practice; Amend working methods if appropriate. (The above actions should be taken within 2 working days after the exceedance is identified)
2. Exceedance for two or more consecutive samples	<ol style="list-style-type: none"> Identify source; Inform IEC and ER; Advise the ER on the effectiveness of the proposed remedial measures; Repeat measurements to confirm findings; Increase monitoring frequency to daily; Discuss with IEC and Contractor on remedial actions required; If exceedance continues, arrange meeting with IEC and ER; If exceedance stops, cease additional monitoring. (The above actions should be taken within 2 working days after the exceedance is identified)	<ol style="list-style-type: none"> Check monitoring data submitted by ET; Check Contractor's working method; Discuss with ET and Contractor on possible remedial measures; Advise the ET on the effectiveness of the proposed remedial measures; Supervise Implementation of remedial measures. (The above actions should be taken within 2 working days after the exceedance is identified)	<ol style="list-style-type: none"> Confirm receipt of notification of failure in writing; Notify Contractor; Ensure remedial measures properly implemented. (The above actions should be taken within 2 working days after the exceedance is identified)	<ol style="list-style-type: none"> Submit proposals for remedial to ER within 3 working days of notification; Implement the agreed proposals; Amend proposal if appropriate. (The above actions should be taken within 2 working days after the exceedance is identified)
LIMIT LEVEL				
1. Exceedance for one sample	<ol style="list-style-type: none"> Identify source, investigate the causes of exceedance and propose remedial measures; Inform ER, Contractor and EPD; Repeat measurement to confirm finding; Increase monitoring frequency to daily; Assess effectiveness of Contractor's remedial actions and keep IEC, EPD and ER informed of the results. (The above actions should be taken within 2 working days after the exceedance is identified)	<ol style="list-style-type: none"> Check monitoring data submitted by ET; Check Contractor's working method; Discuss with ET and Contractor on possible remedial measures; Advise the ER on the effectiveness of the proposed remedial measures; Supervise implementation of remedial measures. (The above actions should be taken within 2 working days after the exceedance is identified)	<ol style="list-style-type: none"> Confirm receipt of notification of failure in writing; Notify Contractor; Ensure remedial measures properly implemented. (The above actions should be taken within 2 working days after the exceedance is identified)	<ol style="list-style-type: none"> Take immediate action to avoid further exceedance; Submit proposals for remedial actions to IEC within 3 working days of notification; Implement the agreed proposals; Amend proposal if appropriate. (The above actions should be taken within 2 working days after the exceedance is identified)
2. Exceedance for two or more consecutive samples	<ol style="list-style-type: none"> Notify IEC, ER, Contractor and EPD; Identify source; Repeat measurement to confirm findings; Increase monitoring frequency to daily; Carry out analysis of Contractor's working procedures to determine possible mitigation to be implemented; Arrange meeting with IEC and ER to discuss the remedial actions to be taken; Assess effectiveness of Contractor's remedial actions and keep IEC, EPD and ER informed of the results; If exceedance stops, cease additional monitoring. (The above actions should be taken within 2 working days after the exceedance is identified)	<ol style="list-style-type: none"> Discuss amongst ER, ET, and Contractor on the potential remedial actions; Review Contractor's remedial actions whenever necessary to assure their effectiveness and advise the ER accordingly; Supervise the implementation of remedial measures. 	<ol style="list-style-type: none"> Confirm receipt of notification of failure in writing; Notify Contractor; In consolidation with the IEC, agree with the Contractor on the remedial measures to be implemented; Ensure remedial measures properly implemented; If exceedance continues, consider what portion of the work is responsible and instruct the Contractor to stop that portion of work until the exceedance is abated. (The above actions should be taken within 2 working days after the exceedance is identified)	<ol style="list-style-type: none"> Take immediate action to avoid further exceedance; Submit proposals for remedial actions to IEC within 3 working days of notification; Implement the agreed proposals; Resubmit proposals if problem still not under control; Stop the relevant portion of works as determined by the ER until the exceedance is abated. (The above actions should be taken within 2 working days after the exceedance is identified)



Appendix 6.2

Summary for Notification of Exceedance



Ref. No.	Date	Time	Location	Construction Noise Level	Unit	Action Level	Limit Level	Follow-up action
X_10N143	3-Oct-13	15:17	M6 - HK Baptist Church Henrietta Secondary School	71	Leq(30-min)	when one documented complaint was received.	70	<p>Possible reason: Traffic nearby was observed during monitoring and was considered as the major noise contribution.</p> <p>Action taken / to be taken: Repeat measurement to confirm result and reviewed the trend of noise measurement. Analysis of contractor's working procedure.</p> <p>Remarks / Other Obs: Formwork erection and removal of cofferdam side panel for Contract HY/2009/19 were conducted during the measurement. It was observed that traffic noise was a major noise source during monitoring. It is concluded that the exceedance was not due to project but to traffic noise nearby.</p>
X_10N144	16-Oct-13	14:00	M6 - HK Baptist Church Henrietta Secondary School	71	Leq(30-min)	when one documented complaint was received.	70	<p>Possible reason: Traffic nearby was observed during monitoring and was considered as the major noise contribution.</p> <p>Action taken / to be taken: Repeat measurement to confirm result and reviewed the trend of noise measurement. Analysis of contractor's working procedure.</p> <p>Remarks / Other Obs: Rebar fixing works for Contract HY/2009/19 were conducted during the measurement. It was observed that traffic noise was a major noise source during monitoring. It is concluded that the exceedance was not due to project but to traffic noise nearby.</p>
X_10N145	Complaint dated on 03/10/2013 received by ET on 10 October 2013	N/A	Location between International Finance Centre and Central Pier	N/A	N/A	when one documented complaint was received.	75	<p>Possible reason: According the information confirmed by RSS, major construction activities at the concerned location conducted over the past three months include formwork, rebar and concreting; backfilling; water-proofing and scaffolding erection.</p> <p>Action taken / to be taken: Review and analyze of contractor's working procedure at the concerned period. Review noise monitoring result. Noise mitigation measures by contractor including erection of temporary noise barrier was confirmed in place.</p> <p>Remarks / Other Obs: A public complaint regarding air and noise impact referred by RSS was received by ET on 10 October 2013 (ICC Case Ref.: 1-467000768 dated 03 October 2013). Having reviewing the monitoring data of the monitoring stations in the vicinity of the concerned location raised by the complainant, namely monitoring station M7e and M7w (Noise Monitoring Station), no action or limit level exceedance was recorded.</p> <p>As such, the construction activities under Contract HY/2009/18 were considered in compliance with the statutory requirement and no cumulative air/ noise quality impact was observed in the past three months.</p> <p>Elevated noise level at monitoring station M7e (International Finance Centre East Podium) was noted on 24 September 2013. The Contractor is recommended to review the current measures and to implement additional noise mitigation measures to further avoid potential impact to nearby public area during construction works.</p>



Appendix 9.1

Complaint Log

**Environmental Complaints Log**

Complaint Log No.	Date of Complaint	Received From and Received By	Location of Complainant	Nature of Complaint	Outcome	Status
110723a	23/07/2011	Ms. Law at Victoria Centre by ICC no. 1-303887687	North Point	She concerned that Highways Department published a notice in their Management Office about construction works will be conducted from 0700 hours to 2300 hours during July to December 2011 including Saturday, Sunday and public holiday.	1) It was referred by AECOM to ET on 28 July 2011 2) RSS confirmed that the notice was prepared by Victoria Centre 'a Management office to their resident and the advice was only given on the extension construction works (for Contract HY/2009/15) to 7am-9pm Monday to Saturday except Public Holidays and Sundays. 3) As a mitigation measure to minimize the noise nuisance in the vicinity of the residents, rock breaking activities will be started at 8am and is expected to be completed by mid-August 2011. 4) No noise exceedance was recorded at construction noise monitoring station at Victoria Centre on 19 and 25 July 2011 during daytime and evening time period while breaking and excavation works were observed during monitoring. 5) In conclusion, it was related to the construction works under Contract HY/2009/15 and mitigation measure was provided. The complainant was satisfied with the arrangement and no further complaint was received after proposed measures.	Closed
110723b	23/07/2011	Ms. Yau at Block 2, Victoria Centre by ICC no. 1-304013959	North Point	Reclamation work was conducted at Causeway Bay Typhoon Shelter at 7am on 23 July 2011. She complained that the works shall be started later to minimize the noise nuisance to the vicinity of the residents in early morning	1) It was referred by AECOM to ET on 8 August 2011 2) RSS confirmed to start the rock breaking activities for Contract HY/2009/15 at 8am as a mitigation measure to minimize the noise nuisance in the vicinity of the residents. 3) With reference to the construction noise monitoring at Victoria Centre, no exceedance was recorded on 19 and 25 July 2011 during daytime while breaking and excavation works were undertaken during monitoring 4) In conclusion, it was related to the construction works under Contract HY/2009/15 and mitigation measure was provided. The complainant was satisfied with the arrangement and no further complaint was received after proposed measures.	Closed
110727a	27/07/2011	Mr. Law from Victoria Centre Management Office by ICC no. 1-304616162	North Point	It was complained by Mr. Law from Victoria Centre Management Office on 27 July 2011 regarding construction noise generated by the construction operations of	1) It was referred by AECOM to ET on 28 July 2011 2) RSS confirmed to start the rock breaking activities for Contract HY/2009/15 at 8am as a mitigation measure to minimize the noise nuisance in the vicinity of the residents. 3) No noise exceedance was recorded at construction noise monitoring station at Victoria Centre on 25 July and	Closed



Complaint Log No.	Date of Complaint	Received From and Received By	Location of Complainant	Nature of Complaint	Outcome	Status
				Central-Wanchai Bypass at noon rather than in morning at 7am.	4 August 2011 during daytime and evening time period while breaking and excavation works were observed during monitoring. 5) In conclusion, it was related to the construction works under Contract HY/2009/15 and mitigation measure was provided. No further complaint from complainant was received after proposed the mitigation measure.	
110727b	27/07/2011	Ms. Chiu by ICC no.1-304615409	North Point	Noise nuisance from the excavation works for the Highways Department adjacent to the Victoria Centre was conducted from 7am	1) It was referred by AECOM to ET on 28 July 2011 2) With reference to the construction noise monitoring at Vitoria Centre, no exceedance was recorded on 25 July and 4 and 10 August 2011 during daytime while breaking and excavation works were undertaken during monitoring. 3) As a mitigation measure to minimize the noise nuisance in the vicinity of the residents, rock breaking activities will be started at 8am.	Closed
	07/08/2011				4) However, complainant did not satisfy with the response on the noise nuisance from the rock-breaking during morning in front of Victoria Centre and then further complaint via 1823 on 7 August 2011. 5) Highways contacted the complainant on 15 August 2011 that the noisy rock breaking operation had been completed. <i>Remarks: There will be counted as two complaints in this complaint log.</i>	
110730	30/07/2011	Mr. Tsui by ICC no. 1-305074350	Central	Construction noise generated by operations of Central-Interchange which is near the spa room at Four-Season Hotel. Also, the complaint enquired the commencement time of the construction on Saturday.	1) It was referred by AECOM to ET on 1 August 2011. 2) RSS confirmed that noisy plants from 2 vibratory hammers have been conducted in alternating manner for piling and drilling works for diaphragm wall construction. 3) With reference to the construction noise monitoring at IFC Western End of Podium, no exceedance was recorded on 4 August 2011 during monitoring while sheet piling works were undertaken during monitoring. 4) In order to reduce the noise impact to nearby noise sensitive receivers, Contractor has been implemented the following noise mitigation measures: - Erection of acoustic lining at the hoarding next to Four Seasons Hotel; - Temporary noise barrier with extended acoustic lining; - Reduced in plant such that only have one vibration hammer operating at the west side near Four	Closed



Complaint Log No.	Date of Complaint	Received From and Received By	Location of Complainant	Nature of Complaint	Outcome	Status
					Seasons Hotel instead of 2 5) In conclusion, it was related to the construction works under Contract HY/2009/18 and mitigation measure was provided. The complainant was satisfied with the arrangement and no further complaint was received after proposed measures.	
110810	10/08/2011	Mr. Yip by ICC no. 1 – 306740207	North Point	Muddy water was discharged from work site to the seafront near Oil Street during heavy rain. The environmental protection measures were not good enough and are needed to rectify.	1) It was referred by AECOM to ET on 17 August 2011. 2) Confirmed with RE, Muddy water was caused by a heap of earth being washed to the sea by heavy rain. The heap of earth was referred as a small stockpile placed close to the seafront in front of Oil Street within the site area under handover transition period from contract HY/2009/11 to contract HY/2009/19. The necessary mitigation measures to protect the small stockpile against rainfall were missing at the time of complaint. 3) Due to the missing of mitigation measures to protect the small stockpile during handover transition period, loose material was washed into the harbour when heavy rain came. Muddy water was formed and dispersed in the sea that caused the water quality and visual concern to the public. The complaint was considered as valid. 4) Contractors were advised to relocate the loose materials away from the coastline as far as practicable. Any loose material placed which needed to be placed near the coastline shall be properly compacted or covered as appropriate. To avoid any further environmental deficiency, Contractors shall ensure all necessary environmental mitigation measures will not be missing during site area handover.	Closed
110817	17/08/2011	ICC no. 1-307657681	North Point	Visual impact generated by light from a large amount of spot-lights on the barge during mid-night nearby City Garden.	1) It was referred by AECOM to ET on 23 August 2011 2) RSS confirmed that some non-essential lights were turned on during night-time period which caused the nuisance to the nearby residents. In addition, absence of lighting shields at flood lights results in visual glare to the complainant at night-time. 3) Follow-up action had been taken by contractor that switches off all non-essential lights to minimized nuisance to the nearby residents. The complainant satisfied to the practice and no further complaint was received after that.	Closed
110826	26/08/2011	Grand Hyatt and a complainant by ICC	Wan Chai	Construction noise and vibration nuisance generated from the works at Convention Avenue and inside the HKCEC1	1) Confirmed with the Resident Site Staff that the construction works were referred to the Contractor HK/2009/01. 2) The Excavator mounted breaker at Convention Avenue	Closed



Complaint Log No.	Date of Complaint	Received From and Received By	Location of Complainant	Nature of Complaint	Outcome	Status
				reclamation area.	and Drilling rig at HKCEC1 reclamation area were the dominant construction noise source during this period. 3) The drilling rig at HKCEC1 reclamation area and excavator mounted breaker at Convention Avenue were then temporary suspended after received the complaint. 4) Investigation revealed that the erected noise barrier (4m cantilevered movable noise barrier for the drilling rig and 1m movable noise barrier for the excavator mounted breaker) were not located close to the plants to provide adequate noise screening. 5) Contractor was advised to avoid concurrent operation of construction plants at site. Further enhancement of movable noise barriers at HKCEC1 and providing noise enclosure for the excavator mounted breaker at Convention Avenue are needed. 6) Further site investigation and checking on 31 August and 7 September 2011 revealed that the implemented noise mitigation measures were in proper and minimize the noise impact.	
110826A	26/08/2011	A complaint letter from Mr. Au of Cayley Property of City Garden	North Point	Harbor front adjacent to their water intake suction which caused 3 times of system breakdown of the sea water pump on 9, 22 and 25 August 2011.	1) It was referred by AECOM to ET on 29 August 2011 2) Confirmed with the Resident Site Staff that the construction works were referred to the Contractors HY/2009/11 and HY/2009/19. 3) The pump is located on the site area of HY/2009/19 4) A temporary garbage defender was installed on 23 July 2011 by HY/2009/11 and the shape of the defender was adjusted on 8 August 2011 in order to exclude the outfall. 5) An ad hoc inspection of the effectiveness of garbage defender was conducted with RSS (CWB project team), contractor of HY/200911 and HY/2009/19 and IEC on 29 August 2011. Inspection report of it was submitted to RSS on 19 September 2011. 5) Daily cleaning near the water intake was conducted twice a day by contractor HY/2009/19. 6) In response to City Garden request, the contractors have set up the temporary garbage defender in function and collect the floating refuses, but cannot eliminate all refuses, in particular the refuse come from sea bed from entering the intake. 6) According to the complaint letter from Cayley Property, the outcomes of the preventive measures were not complying with their expectation. 7) During on-site inspection, floating refuses observed	Closed



Complaint Log No.	Date of Complaint	Received From and Received By	Location of Complainant	Nature of Complaint	Outcome	Status
					<p>occasionally outside the garbage defender. No conclusion could be made for the source of these floating refuses. On the other hand, some of the floating refuses were observed immigrating in the protective zone during investigation</p> <p>8) All daily cleaning actions had been taken by contractor to minimize floating refuse inside the construction site. It was noted that the intake (land side) is open access to public, so that many activities such as fishing, feeding fish were conducted there even though a notice has already hoisted. Also, tripping of rubbish by the passers-by could result in a lot of rubbish accumulated around the intake point.</p> <p>9) Referring to the record provided by CPML, there were a lot of nylon/ plastic bags and nylon wire mesh that matched those rubbishes generated from the public activities.</p> <p>10) Contractors have fulfilled the requirement of site cleanness and no exceedance was recorded during Water Quality Monitoring. It is consider the cause of this complaint is not related to project and environmental issue in this project as well. No more complaint received after ad-hoc inspection</p>	
111014	14/10/2011	The complainant, Ms. Tam complained via hotline 1823	Wan Chai	The polluted fumes and exhaust from the excavation by sub-contractor of CEDD on pedestrian way outside no.25 Harbour Road (in front of the Harbour Centre)	<p>1) RSS notified ET to carry out investigation on 17 October 2011.</p> <p>2) ET confirmed with the Resident Site Staff that the location of the excavator was within site area of Contract no. HK/2009/02 undertaking the water cooling main reprovision works along the Harbour Road. The plants including the excavator have been checked before using at the site. However, the polluted fumes and exhausted from the excavator was caused due to insufficient maintenance of the plant after using at site.</p> <p>3) After receiving the complaint, the excavator was then removal off-site for checking and maintenance works on 17 October 2011.</p> <p>4) Contractor was reminded to enhance regular checking and maintenance to all plants at site.</p> <p>5) RSS has replied to the complainant on the arrangement of the measures taken on 17 October 2011. Complainant was satisfied with the response and follow-up action taken by the Contractor.</p>	Closed
111104	04/11/2011	Mr. Liu from	Wan Chai	Complain about a tree near the	<p>1) ET confirmed with the Resident Site Staff that</p>	Closed



Complaint Log No.	Date of Complaint	Received From and Received By	Location of Complainant	Nature of Complaint	Outcome	Status
		LCSD complained via Contractor Complaint Hotline		site of pipe installation works outside Wan Chai Swimming Pool at Harbour Road, the status is not healthy and roof ball of two trees inside the site near Renaissance Hong Kong Harbour View Hotel at Convention Avenue were half cut.	<ul style="list-style-type: none">• A tree near the site of pipe installation works outside Wan Chai Swimming Pool at Harbour Road is the Tree no. TA1122 under Contract no. HK/2009/02. Leaves of a branch of this tree were shrivelled.• Two trees inside the site near Renaissance Hong Kong Harbour View Hotel at Convention Avenue are the tree nos. A160 and A161 under Contract no. HK/2009/01. Part of roof ball of these two trees was covered by the metal plate. 2) Independent Tree Specialists for these two inspected the trees. Contractor HK/2009/01 has taken the measure as recommend downgrading the soil level around the trunk base. Reinstating of the ground works will be conducted in mid-December 2011. For the tree no. TA1122 under Contract no. HK/2009/02, the brown leaves were removed and fenced the tree with orange net is provided to prevent damage of tree trunk by construction works. The distance between the tree and the edge of the trench is kept approximate 2m. Two Contractors were reminded to carry out regular watering to the trees within their site area.	
111106	06/11/2011	Police officer	Wan Chai	Construction noise generated from the site at about 6:30 a.m on 6 November 2011 and require to stop the machine operation	<ol style="list-style-type: none">1) According to the information reported by Contractor, one BC cutter and hoist were operated for Diaphragm Wall construction of Shatin-Central Link to inspect bentonite pipes and ensure no damages and all the joints are tightened in good position. Then, the subcontractor for Diaphragm wall, SAMBO Korean foreman stopped the engine of the BC cutter immediately. The police officer recorded the details and HKID number of the foreman and then left. Due to the different language communication between the police officer and the Korean foreman, no CNP was checked by the police officer.2) ET confirmed with the Resident Site Staff that same issue was also raised out by RSS at about 7:00a.m on the same day. Besides, it was confirmed that there is no valid Construction Noise Permit for the conducted construction works in the period between 2300 and 0700.3) Due to insufficient communication between Contractor HK/2009/01 and their Korean Sub-contractor, Korean Sub-contractor had not notified to Contractor before carrying out the inspection of the BC cutter, hoists and	Closed



Complaint Log No.	Date of Complaint	Received From and Received By	Location of Complainant	Nature of Complaint	Outcome	Status
					bentonite pipes at about 6:00a.m to ensure no damages and all the pipe joints should be tightened and in good position. 4) Contractor was advised to enhance the communication between Contractor and sub-contractor and provide sufficient environmental training to all foreman and operators on restricted hour operation. Furthermore, Construction Noise Permit should be checked and in place for the construction works during restricted hour 5) This complaint was considered in relation to the conducted construction works during restricted hours without valid Construction Noise Permit. No more construction works were conducted during night time period. The construction works will be conducted in accordance with the time period stated in valid CNP. This complaint will be kept in view of any follow-up action from the relevant government activities.	
111212	12/12/2011	The complainant, Mr Tsui from IFCII's management office complained via hotline 1823	Central	A visual impact complaint from hotline 1823 was received by ET on 9 January 2011 (ICC Ref. No.: ICC#1-333037096 dated on 12 December 2011). The complaint, Mr Tsui was reported that visual nuisance caused by lighting in the construction site during night time.	1) RSS notified ET on 9 Jan 2012. 2) ET confirmed with the Resident Site Staff that A joint inspection was conducted by Mr Tsui and contractor on that night to see whether there is any improvement. 3) Due to safety reason, igniting enough lights should not be avoided in construction site. However, the light sources were not directed away from pointing to the sensitive receiver and results in visual glare to the complainant. 4) Confirmed with the Resident Site Staff the complainant was satisfied the new arrangement of the lights with contractor after the joint inspection. No further complaint received after that.	Closed
111220	20/12/2011	The complainant, Ms. Poon complained via hotline 1823 (ICC Ref. No.: ICC#1-334683841)	North Point	Construction air and noise nuisance generated that many trucks carrying construction materials driving along Watson Road and Oil Street and possibly entering/leaving the construction site near the IEC during 0800 to 1900 hours.	1) RSS notified ET on 22 Dec 2011. 2) ET confirmed with the Resident Site Staff that the complainant cannot identify whether the trucks were working under the CWB project or not. 3) The dominant construction air and noise nuisances were emitted by the trucks along Oil Street and Waston Road, however, this is the public road for all vehicles. Reviewing the air quality monitoring and noise monitoring results. No exceedance was recorded during this period. 4) Confirmed with the Resident Site Staff that they provided a contact no. for any future enquiries regarding	Closed



Complaint Log No.	Date of Complaint	Received From and Received By	Location of Complainant	Nature of Complaint	Outcome	Status
					CWB project to the complainant and she was satisfied on the arrangement and no further complaint was received after that.	
111230	30/12/2011	Residents of Harbour Heights	North Point	Construction air and noise nuisance generated by construction vehicles were found parked illegally at King Wah Road and lining up at Oil Street without the engine turning off.	1) RSS notified ET on 6 January 2011. 2) ET confirmed with the Resident Site Staff that a number of construction activities are concurrently proceeding in the vicinity of Oil Street, King Wah Street and a private development project in King Wah Street 3) The dominant construction air and noise nuisances were emitted by the trucks along Oil Street and King Wah Road, however, this is the public road for all vehicles. Reviewing the results of air quality monitoring station (CMA1b) and noise monitoring (M4b). No exceedance was recorded during this period. Site inspections for HY/2009/19 were conducted on 4 January 2012. The condition of the site access at Oil Street and the public road nearby were found satisfactory. It is noted that HyD also allow and encourage their contractors to maximize the use of marine access, where available, to work sites, so as to minimize burdening nearby public roads. When land trips are unavoidable, they require contractors to tidy up their construction vehicles before leaving works sites. No contractor under CWB project parked their vehicles illegally at King Wah Street, and HyD still reminded them not to commit such offence. 4) According to HyD's staff replied the complaint letter on 10 January 2012, there is a private development project under construction at King Wah Road. To access these works sites, construction vehicles have to use public roads nearby. No further complaint received after HyD's reply.	Closed
120118	18/01/2012	N/A	North Point	A complaint regarding a tree located in front of Victoria Centre under IECL was covered by one meter mud without any protection. The complainant concerns the health of the tree in such condition.	1) RSS notified ET on 20 January 2012. 2) ET confirmed with the Resident Site Staff that The tree is inside the site area of HY/2009/19 and The Botanical name of the tree is Ficus superba var. japonica and the I.D. of the tree is UT48 3) According to the information provided by RSS on 20 Jan 2012, the tree shall be felled that has been approved by DLO on 29 August 2011. Moreover, the tree was felled	Closed



Complaint Log No.	Date of Complaint	Received From and Received By	Location of Complainant	Nature of Complaint	Outcome	Status
					by contractor on 19 January 2012. 4) No further complaint received after HyD's reply.	
120305	03/03/2012	Resident of Harbour Heights complained via hotline 1823 (ICC Ref. No.: ICC#1-344632511)	North Point	A complaint regarding excessive noise from construction sites of CWB was observed outside Harbour Heights from Monday to Saturday before 8am. The plants were frequently turned on before 7:30am creating nuisance. The complainant requested a speedy follow-up and reply from relevant department.	1) RSS notified ET on 5 March 2012. 2) ET confirmed with the Resident Site Staff that PME for diaphragm wall construction started to operate at about 7:30am whilst the other PME, including those for land bored piling work, started to operate after 8am. 3) After reviewing the results of noise monitoring (M4b), no exceedance was recorded during daytime period and the noise level were below 75dB(A). Site inspection for HY/2009/19 was conducted on 7 March 2012. The condition of noise mitigation measures near Harbour Heights was found satisfactory. RSS confirmed that no operation was active before 7:00am everyday. The suspected nuisance was to be considered caused by the PME for diaphragm wall construction. A surprise check was performed on 13 March 2012 by RSS. It was found that no noisy PME was in operation by Contractor of HY/2009/19 before 8am, and the construction noise level was minimal and not disturbing. The noise level and operation time both complied with statutory requirements set up in NCO. 4) Complainant called ICC on 8 March 2012 to confirm HyD has provided a response. No further complaint was received after the response.	Closed
120405	05/04/2012	N/A	North Point	A complaint regarding excessive noise from construction sites of CBTS was observed daily before 7:30am except on public holidays, and the noise source was mainly from piling works. The complainant requested that construction works should start after 8:30am to avoid nuisance to nearby residents and a speedy follow-up and reply.	1) RSS notified ET on 5 April 2012. 2) ET confirmed with the Resident Site Staff that no piling works were performed during the concerned period. 3) After reviewing the results of noise monitoring (M2b and M3a), no exceedance was recorded during daytime period and the noise level was below 75dB(A). Site inspection for HY/2009/15 was conducted on 10 April 2012. The condition of noise mitigation measures around CBTS was found satisfactory. RSS confirmed that no pilings were performed during the concerned period. The major works included drilling, diaphragm wall construction and excavations. 4) HyD made a reply to the complainant on 16 April	Closed



Complaint Log No.	Date of Complaint	Received From and Received By	Location of Complainant	Nature of Complaint	Outcome	Status
					2012 via 1823. HyD replied that the current works at CBTS were drilling, diaphragm wall construction and deep excavations. In order to minimize the noise generated from the above works, the Contractor had erected temporary noise barriers and provided noise blankets on plants. RSS would continue to work with the Contractor on the effectiveness of the environmental mitigation measures implemented on site. No further complaint was received after the response.	
120415	15/04/2012	The complainant Ms. Law, resident of Fu Lee Loy Mansion, complained via hotline 1823 (ICC Ref. No.: 1-351021108)	North Point	A complaint regarding excessive noise generated from a HyD project that is located at the connection point of CWB and IEC affecting nearby residents. Lately during the middle of the night (around 00:00 to 05:00), low frequency noise, which possibly came from the operating power generator and the barges which were parked along the Oil Street work site, were making a nuisance to the complainant and residents nearby. The complainant requested that relevant department should follow-up.	<ol style="list-style-type: none">1) RSS notified ET on 17 April 2012.2) ET confirmed with the Resident Site Staff that there was no operation of power generators for HY/2009/19 and HY/2009/17 (HY/2009/11 had no physical work on site) during the concerned period. Although there were a few barges mooring at the seafront of HY/2009/19, they were not in operation and hence no operational noise would be emitted.3) After reviewing the results of noise monitoring (M4b and M5b), no exceedance was recorded during day time period and the noise level was below 75dB(A). Site inspection for HY/2009/19 was conducted on 18 April 2012. The condition of noise mitigation measures near Harbour Heights were found satisfactory. RSS confirmed that no operation of power generators for HY/2009/19 and HY/2009/17 (HY/2009/11 had no physical work on site) during the concerned period. Although there were a few barges mooring at the seafront of HY/2009/19, they were not in operation and hence no operational noise would be emitted.4) HyD made a reply to the complainant on 30 April 2012 via email. HyD replied that the current works near Oil Street, North Point, included CWB tunnel works, IEC connections and associated foundation works. According to RSS records, no operations were performed during the early hours of March and April at Oil Street and the waterbody nearby, and so it was believed that the noise nuisance was not generated from the CWB project. Despite that, RSS would continue to monitor the Contractor on the operations and effectiveness of the environmental mitigation measures implemented on site, as not to affect daily life of local residents nearby. No further complaint was received after the response.	Closed



Complaint Log No.	Date of Complaint	Received From and Received By	Location of Complainant	Nature of Complaint	Outcome	Status
130308	06/03/2013	ICC Case#1-407181502	Tin Hau	A complaint regarding the dropping of fine rock material into surrounding waterbody was observed during rock breaking operation with two excavators in active operation at the Eastern Breakwater of Causeway Bay Typhoon Shelter near the North Point lighthouse.	<p>1) RSS notified ET on 8 Marc 2013</p> <p>2) ET confirmed with RSS that excavation works, installation of buoy, flashing light and silt curtain and dredging works were undertaken at Eastern Breakwater during the concerned period on 6 March 2013. One backhoe equipped with breaker and one derrick barge were confirmed in operation while another backhoe was at idle during the concerned period on 6 March 2013.</p> <p>3) Reviewing the photo record provided by RSS, the condition of the silt curtain deployed around the Eastern Breakwater on 6 March 2013 was found to be in good condition. It is considered that the silt curtain was properly in place during the concerned period and the concerned act of dropping of fine rock material was confined within the silt curtain boundary without adverse impact to the nearby water quality.</p> <p>Further follow up was conducted on 12 March 2013 during weekly environmental audit inspection, the silt curtain deployed around the concerned area was found to be maintained in good condition and the water quality at the concerned work area was generally satisfactory. No violation of the Environmental Permit condition was found.</p> <p>The contracotr was advised and committed to implement preventive measures to mimize the potential impact of work including conducting regular diver check to ensure the integrity and the extend of silt curtain deployment and to provide adequatae back up stock of silt curtain for emergency use.</p>	Closed



Complaint Log No.	Date of Complaint	Received From and Received By	Location of Complainant	Nature of Complaint	Outcome	Status
130606	30/5/2013	ICC Ref. No.: #1-430164728	Central – Man Kat Street	1. A number of trees (approximately more than ten) along Man Kat Street were found to be in poor health condition with withered and yellow leaves. The complainant has requested a follow-up by relevant department.	1) RSS notify ET on 6 June 2013 2) ET confirmed with the Resident Site Staff that According to the information provided by RSS, 13 no. of the trees - Roystonea regia (T1674, T1675, T1676, T1677, T1678, T1679, T1680, T1681, T1683, T1644, T1643, T1641, T1639) at the concerned location raised by the complainant was found to be with withered and yellow leaves and 1 no. of tree- Khaya senegalensis (T1712) raised by the complainant was found to be in poor health condition. No construction works was undertaken by Contract HY/2009/18 at the concerned planter area where the affected trees are located. It was also observed that an active CEDD construction works area under a separate contractor not related to Central Wan Chai Bypass Project was found to be located within the concerned planter area. 3) A follow-up joint inspection with RSS and Landscape specialist was conducted on 10 June 2013, it was considered that the withered and yellow leaves of the affected trees (T1674, T1675, T1676, T1677, T1678, T1679, T1680, T1681, T1683, T1644, T1643, T1641, T1639) at the concerned planter area were contributed by natural life cycle of the affected trees and the health condition of the affected trees were considered to be fair. It was also noted that an active CEDD works area was located within the concerned planter area in close proximity to few of the concerned trees (T1644, T1643, T1641, T1639) According to tree inspection records from Jan 2013 to May 2013 confirmed by RSS (Document Ref: CI-F1-043b, CI-F1-044b, CI-F1-045b, CI-F1-046b, CI-F1-047b), the affected tree (T1712) at the concerned planter area was considered to show sign of withering and considered to be in poor health condition in latest tree survey report confirmed by RSS.	Closed



Complaint Log No.	Date of Complaint	Received From and Received By	Location of Complainant	Nature of Complaint	Outcome	Status
					<p>During the follow-up inspection on 10 June 2013, It was observed that construction material and oil drum were placed near the the roots area of other trees within the CEDD works. Despite the above observation, no direct evidence was found on site which indicates the work front have contributed to the poor health condition of the affected tree (T1712) at the time of investigation.</p> <p>4) The relevant contractor have removed the construction material near the root area of the trees retained on site and conduct pruning to remove the withered and yellow leaves retained on tree trunk to minimize impact on the trees appearance.In addition, safety supporting wire was provided for concerned tree (T1712)</p> <p>5) ET recommended the contractor to keep in view the health condition of the concerned tree (T1712) and apply permission for tree felling together with tree compensation plan if considered necessary. Furthermore, the contractor was reminded to implement regular checking of tree health condition and regular removal of withered leaves to maintain the overall tree appearance.</p>	



Complaint Log No.	Date of Complaint	Received From and Received By	Location of Complainant	Nature of Complaint	Outcome	Status
130611	30 May 2013 and 1 June 2013	EPD Ref.:H04/RS/000 11587-13	Area near Central Pier	1. Noise was emanated from the construction site near the Central Piers at around 0900 hrs on 30 May 2013 and other days and requested follow up action by relevant department.	<p>1) RSS notify ET on 11 June 2013</p> <p>2) ET confirmed with the Resident Site Staff that According the information confirmed by RSS, major noise generating construction activities undertaken at works area near Central Pier during the concerned time include</p> <ul style="list-style-type: none">- Breaking up existing D-wall concrete and excavation at portion 4B and 4C- Sheet piling works at Portion VI (Man Kat Street) <p>3) Total 1 no. of Backhoe with breaker, 1 no. of Backhoe with vibratory hammer and 4 no.s of pneumatic breakers were deployed for the above construction activities.</p> <p>Reviewing the noise monitoring data at monitoring stations (M7e- International Finance Centre Eastern End of Podium and M7w- International Finance Centre Western End of Podium), no limit level exceedances were recorded during routine noise monitoring event on 28 May 2013 and 03 June 2013. As similar construction works activities conducted on 30 May 2013 was continued across the above monitoring period, the noise emanated from the construction activities under Contract HY/2009/18 was considered to complied with the statutory requirement.</p> <p>In addition, weekly environmental site inspection was conducted on 30 May 2013 at around 10:00. According to the inspection record, no particular observation regarding noise impact was recorded and the mitigation measures including erection of temporary noise barrier was observed in place.</p> <p>As such, no direct information associated with the noise concerned raised was considered available and no non-conformity was identified.</p> <p>4) ET recommend the contractor to review the need of additional noise mitigation measures to further reduce the noise enmated during construction works for pier side public area.</p>	<p>Interim report submitted to EPD on 19 June 2013,</p> <p>EPD advised no further comment on 5 Aug 2013 and final report for case closing submitted on 6 Aug 2013.</p>



Complaint Log No.	Date of Complaint	Received From and Received By	Location of Complainant	Nature of Complaint	Outcome	Status
131010	03 Oct 2013	ICC Ref. No.1-467000768	Area between Central Pier and International Finance Centre	Noise and air quality impact was experienced at the area located between IFC and Central Pier during peak hours.	<p>ET confirmed with the Resident Site Staff that</p> <p>1) The major construction activities at the concerned location conducted over the past three months include;</p> <ul style="list-style-type: none">- Formwork, rebar and concreting- Backfilling- Water-proofing- Scaffolding erection <p>2) Mitigation measures implemented by the Contractor for the above construction works include</p> <ul style="list-style-type: none">- Select quiet plant and work methods;- Check plant and equipment for condition;- For use of powered mechanical equipment during restricted hours: Obtain necessary Construction Noise Permit and strictly comply with their conditions;- Frequently spray water to major haul road and stockpiles to suppress dust generation; and- Cover stockpiles with impervious sheets <p>The construction activities including backfilling, concreting and other associated tunnel works were undertaken in the past three months. Having reviewing the monitoring data of the monitoring stations in the vicinity of the concerned location raised by the complainant, namely monitoring station M7e and M7w (Noise Monitoring Station) and MA1e and MA1w (Air Monitoring Station), no action or limit level exceedance was recorded.</p> <p>In addition, mitigations measures including water spraying and erection of noise barrier were observed during weekly site inspection in August and September 2013 and reminders on dust mitigations measures given during weekly site inspection to the contractor were rectified. As such, the construction activities under Contract HY/2009/18 were considered in compliance with the statutory requirement and no cumulative air/ noise quality impact was observed in the past three months.</p>	Closed



Complaint Log No.	Date of Complaint	Received From and Received By	Location of Complainant	Nature of Complaint	Outcome	Status
					Elevated noise level at monitoring station M7e (International Finance Centre East Podium) was noted on 24 September 2013. The Contractor is recommended to review the current measures and to implement additional noise mitigation measures to further avoid potential impact to nearby public area during construction works.	



Appendix 10.1

Construction Programme of Individual Contracts

Activity Name	Original Duration	Planned Start	Planned Finish	2011				2012				2013				2014				2015				2016	
				Q3	Q4	Q1	Q2	Q3	Q4	Q1	Q2	Q3	Q4	Q1	Q2	Q3	Q4	Q1	Q2	Q3	Q4	Q1	Q2		
HY/2009/15 - CWB TUNNEL (CBTS SECTION)																									
SUBMISSIONS COMPLYING WITH EPs																									
EM&A Manual (rely on the Master EP's submission EP-364/2009/A Condition 2.9)																									
Baseline Monitoring Report (rely on the Master EP's submission EP-364/2009 Condition 3.3)																									
Monthly EM&A (rely on the masters EP's Submission, EP-364/2009/A Condition 3.4)																									
A dedicated website (rely on the master EP's submission, EP-364/2009/A Condition 4.2)																									
Management organization of main construction companies (FEP Condition 2.6)	1d	02-Oct-10	02-Oct-10																						
Work Schedule (FEP Condition 2.7)	1d	27-Oct-10	27-Oct-10																						
Location Plan (FEP Condition 2.8)	1d	27-Oct-10	27-Oct-10																						
Noise Management plan (FEP Condition 2.9)	1d	27-Oct-10	27-Oct-10																						
Landscape plan (FEP condition 2.10)	1d	31-Jan-11	31-Jan-11																						
EAST VENTILATION ADIT																									
CCT @ Portion 1, 2, 4, 6, 22	1315d	27-Sep-10	03-May-14																						
EV Adit @ Portion 4-Advance Works	526d	27-Sep-10	05-Mar-12																						
EV Adit Portion 1, 2, 6, 22	26d	22-Dec-11	16-Jan-12																						
EV Adit-based on Conforming Design	323d	15-Feb-12	02-Jan-13																						
TCBR1E (TS1 Area)																									
Diaphragm Wall Construction (incl. SI, & tests after completion)	107d	26-Apr-11	10-Aug-11																						
Excavation & Lateral Support, ELS	99d	16-Jul-11	22-Oct-11																						
Cut & Cover Tunnel Construction (incl. backfill)	78d	22-Oct-11	07-Jan-12																						
OHVD and Cable Trough (access from Portion 22)	76d	18-Dec-13	03-Mar-14																						
TCBR2 + TCBR3 (TS2 Area)																									
Diaphragm Wall Construction	118d	06-Jul-12	31-Oct-12																						
Excavation & Lateral Support, ELS	248d	06-Jul-12	10-Mar-13																						
Cut & Cover Tunnel Construction	164d	11-Mar-13	21-Aug-13																						
OHVD Cable Trough (Access from Portion 22)	150d	05-Aug-13	01-Jan-14																						
TCBR1W (TS4 Area)																									
Diaphragm Wall Construction	148d	28-Jun-11	22-Nov-11																						
Excavation & Lateral Support, ELS	319d	26-Jun-11	11-May-12																						
Landing Steps - Demolition/Reconstruct as footpath	40d	28-Jun-11	23-Aug-11																						

- ◆ Milestone
- ◆ Milestone
- ▬ Remaining Work
- ▬ Critical Remaining Work
- ▬ Actual Work

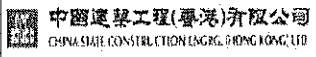
1 of 2

China State Construction Engineering (Hong Kong) Ltd.

Contract No. HY/2009/15 - Central Wan Chai By Pass - Tunnel

(CBTS Section)

Prepared by William Caluza			
Date	Revision	Checked	Approved
14-Mar-11	Revision C	ST	KL
	File: GC01a		
	(Layout:HY/2009/15: CWB - Summary)		



Activity Name	Original Duration	Planned Start	Planned Finish	2011					2012				2013				2014				2015				2016	
				Q3	Q4	Q1	Q2	Q3	Q4	Q1	Q2	Q3	Q4	Q1	Q2	Q3	Q4	Q1	Q2	Q3	Q4	Q1	Q2	Q3	Q4	Q1
Rock Excavation	235d	25-Apr-12	15-Dec-12																							
ME4-Diaphragm Wall	114d	10-May-12	19-Oct-12																							
AS Logistics Area for Mined Tunneling Works	174d	01-Jun-12	07-Feb-13																							
ME4-ELS Works	212d	01-Jun-12	02-Apr-13																							
SCL Entrusted Works	291d	18-Jul-12	08-Sep-13																							
Cut & Cover Tunnel Construction (w/o TS4 +)	111d	17-Dec-12	06-Apr-13																							
ME4-RC Structure	146d	28-Jan-13	21-Aug-13																							
OHVD and Cable Trough (Access from TZ5/TPCWAE/TPCWAW)	180d	17-Jun-13	13-Dec-13																							
MINED TUNNEL																										
CHT Protection Works @ location A, B, C	342d	27-Sep-10	01-Feb-12																							
Tunnel works from West Portal (access from TPCWAE& TZ5)	418d	12-Mar-12	30-Oct-13																							
Tunnel Works from East Portal (Access from TS4 Area)	214d	30-Mar-12	01-Feb-13																							
Tunnel OHVD & Cable Trough	384d	02-Dec-13	22-May-15																							
TPCWAE																										
Drainage Diversion works along Hung Hing Road (Portion 19)	176d	15-Oct-10	24-Jun-11																							
Diaphragm Wall Construction	147d	20-May-11	13-Oct-11																							
Excavation & Lateral Support, ELS	421d	20-May-11	13-Jul-12																							
Rock Excavation	208d	12-Mar-12	03-Oct-12																							
AS Logistics Area for Mined Tunneling works	342d	12-May-12	18-Apr-13																							
Cut & Cover Tunnel Construction	130d	28-Jan-13	06-Jun-13																							
OHVD and Cable Trough (Access from TZ5/TPCWAW)	182d	18-Feb-15	18-Aug-15																							
TPCWAW & PORTION 11																										
Diaphragm Wall Construction + Portion 11	222d	25-Oct-13	03-Jun-14																							
Excavation & Lateral Support, ELS	478d	25-Oct-13	14-Feb-15																							
Cut & Cover Tunnel Construction	143d	30-Dec-14	21-May-15																							
OHVD and Cable Trough Installation (Access from Portion 11)	235d	22-May-15	11-Jan-16																							

- ◆ Milestone
- ◆ Milestone
- ▨ Remaining Work
- ▨ Critical Remaining Work
- ▨ Actual Work

2 of 2

China State Construction Engineering (Hong Kong) Ltd.
Contract No. HY/2009/15 - Central Wan Chai By Pass - Tunnel
(CBTS Section)


Prepared by William Caluza			
Date	Revision	Checked	Approved
14-Mar-11	Revision C	ST	KL
	File: 0001a		
	(Layout: HY/2009/15: CWB - Summary)		



Wan Chai Development Phase II - Central - Wan Chai
Bypass at Wan Chai East CONTRACT HK/2009/02

CHUN WO - CRGL JV

Activity ID	Activity Name	OD	Plan	Finish	% Planned	2011	2012	2013	2014	2015	2016
Wan Chai Development Phase II - Central - Wan Chai Bypass at Wan Chai East											
Expanded and More Detailed Initial Works Programme											
Section IX B Works - Central - Wan Chai Bypass Tunnel Structure from chainage 3400 to eastern tunnel											
Tunnel Portion 1											
S9B-T1-0005	Tunnel portion 1 Predrill & guide wall	10	18-Feb-11	13-Apr-11	40%						
S9B-T1-0007	Tunnel Portion 1 Bored Piling works	105	09-Feb-11	08-Aug-11	0%						
S9B-T1-0010	Tunnel portion 1 diaphragm wall works	105	26-Apr-11	27-Aug-11	0%						
S9B-T1-0015	Tunnel portion 1 Pump Test and demobilization of Slos equipments	35	20-Aug-11	30-Sep-11	0%						
S9B-T1-0020	Tunnel portion 1 ELSW excavation	130	03-Oct-11	07-Mar-12	0%						
S9B-T1-0030	Tunnel portion 1 structure construction	100	09-Mar-12	09-Jul-12	0%						
S9B-T1-0040	Tunnel portion 1 backfilling and ELSW removal	54	10-Jul-12	10-Sep-12	0%						
Tunnel Portion 2											
S9B-T2-0105	Tunnel portion 2 Predrill & guide wall	10	02-Aug-12	13-Aug-12	0%						
S9B-T2-0010	Tunnel portion 2 diaphragm wall and bored pile works	100	14-Aug-12	10-Dec-12	0%						
S9B-T2-0015	Tunnel portion 2 Pump Test	14	03-Dec-12	18-Dec-12	0%						
S9B-T2-0020	Tunnel portion 2 ELSW excavation	80	11-Dec-12	19-Mar-13	0%						
S9B-T2-0030	Tunnel portion 2 structure construction	100	20-Mar-13	22-Jul-13	0%						
S9B-T2-0040	Tunnel portion 2 backfilling and ELSW removal	80	23-Jul-13	25-Oct-13	0%						
Tunnel Portion 3											
S9B-T3-0005	HEC 132kv diversion at Wan Shing Street Completed	0	01-Apr-12*		0%						
S9B-T3-0008	Tunnel portion 3 Predrill & guide wall	20	02-Oct-12	25-Oct-12	0%						
S9B-T3-0010	Remaining diaphragm wall, bored piles and temporary pipe pile wall at tunnel portion 3	50	25-Oct-12	22-Dec-12	0%						
S9B-T3-0015	Tunnel portion 3 Pump Test	30	15-Dec-12	22-Jan-13	0%						
S9B-T3-0020	Tunnel portion 3 ELSW excavation	30	15-Jan-13	20-Feb-13	0%						
S9B-T3-0030	Tunnel portion 3 structure construction	80	21-Feb-13	08-May-13	0%						
S9B-T3-0040	Tunnel portion 3 backfilling and ELSW removal	30	07-May-13	11-Jun-13	0%						
Tunnel Portion 4											
S9B-T4-0005	Tunnel portion 4 Predrill & guide wall for section not at approach ramp	21	30-Aug-12	22-Sep-12	0%						
S9B-T4-0010	Diaphragm wall and bored pile for steel bridge no.1 above tunnel portion 4	40	24-Sep-12	10-Nov-12	0%						
S9B-T4-0020	Diaphragm wall & bored pile works at tunnel portion 4 (section not at approach ramp)	420	11-Sep-12	05-Feb-14	0%						
S9B-T4-0025	Tunnel portion 4 Predrill & guide wall (for section at approach ramp)	5	23-Dec-13	30-Dec-13	0%						
S9B-T4-0030	Diaphragm wall works for remaining area of tunnel portion 4 (for section at approach ramp)	30	31-Dec-13	06-Feb-14	0%						
S9B-T4-0035	Tunnel portion 4 Pump Test	14	28-Jan-14	14-Feb-14	0%						
S9B-T4-0040	Tunnel portion 4 ELSW excavation	60	07-Feb-14	19-Apr-14	0%						
S9B-T4-0050	Tunnel portion 4 structure construction	110	22-Apr-14	01-Sep-14	0%						
S9B-T4-0060	Tunnel portion 4 backfilling and ELSW removal	60	02-Sep-14	13-Nov-14	0%						
Section X Works - Central - Wan Chai Bypass Tunnel Structure from western tunnel to chainage 3400											
Tunnel Portion 5											
S10-T5-0005	Tunnel portion 5 Predrill & guide	21	23-Dec-14	19-Jan-15	0%						
S10-T5-0010	Tunnel portion 5 diaphragm wall & bored pile works	110	20-Jan-15	04-Jun-15	0%						
S10-T5-0015	Tunnel portion 5 pump test	14	13-Jun-15	30-Jun-15	0%						
S10-T5-0020	Tunnel portion 5 tunnel ELSW excavation	45	04-Jul-15	25-Aug-15	0%						
S10-T5-0030	Tunnel portion 5 tunnel structure construction	90	26-Aug-15	11-Dec-15	0%						
Tunnel Portion 6											
S10-T6-0040	Tunnel portion 6 Predrill & guide	12	24-Apr-15	08-May-15	0%						
S10-T6-0050	Tunnel portion 6 diaphragm wall & bored pile works at Area 10	45	09-May-15	09-Jul-15	0%						
S10-T6-0055	Tunnel portion 6 pump test	14	25-Jun-15	11-Jul-15	0%						
S10-T6-0060	Tunnel portion 6 tunnel ELSW excavation at Area 10	45	04-Jul-15	25-Aug-15	0%						
S10-T6-0070	Tunnel portion 6 tunnel structure construction at Area 10	58	26-Aug-15	04-Nov-15	0%						



Wan Chai Development Phase II - Central Wan Chai Bypass at Wan Chai East (Contract 2)
 CEDD CONTRACT NO. HK/2009/02
 Revised Programme dated 7 April 2011

Date	Revision	Checked	Approved
07-Apr-11		KT	KY

Page 10 of 11



Activity ID	Activity Name	user_text2	Remaining Duration	Early Start	Early Finish	Activity % Complete	2013			
							Sep	Oct	Nov	Dec
Reviewed Works Programme - Rev.0/1 - Review Date 1 Sep 2013 (submitted 3M Rolling Programme 9-11)										
Dredging and Reclamation										
Marine Work Construction										
General Work for Marine Work										
MAR18400	Marine GI - B20B	3 nos. @1d/each, 1WF	2	23-Sep-13*	24-Sep-13	0%				
MAR18420	Marine GI - E18	3 nos. @1d/each, 1WF	2	25-Sep-13	26-Sep-13	0%				
MAR18440	Marine GI - at Zone D	3 nos. @1d/each, 1WF	2	27-Sep-13	28-Sep-13	0%				
MAR18460	Marine GI - BH5	3 nos. @1d/each, 1WF	2	29-Sep-13	30-Sep-13	0%				
MAR18480	Marine GI - BH6	3 nos. @1d/each, 1WF	2	01-Oct-13	02-Oct-13	0%				
MAR18500	Install inclinometer - IN6	3 nos. @1d/each, 1WF	7	01-Sep-13 A	07-Sep-13	0%				
MAR18520	Install inclinometer - IN9	3 nos. @1d/each, 1WF	7	08-Sep-13	14-Sep-13	0%				
MAR18540	Install inclinometer - IN8	3 nos. @1d/each, 1WF	7	15-Sep-13	21-Sep-13	0%				
MAR18560	Install inclinometer - IN10	3 nos. @1d/each, 1WF	7	22-Sep-13	28-Sep-13	0%				
MAR18580	Install inclinometer - IN2	3 nos. @1d/each, 1WF	7	29-Sep-13	05-Oct-13	0%				
MAR18600	Install inclinometer - IN5	3 nos. @1d/each, 1WF	7	06-Oct-13	12-Oct-13	0%				
Area C - Demolish Expo Drive West Bridge										
MAR13240	Area C - Expo Drive - saw cut and remove (Bay 5)	76m wire cut (6 blocks) @2m/hr	5	02-Sep-13	06-Sep-13	0%				
MAR13260	Area C - Expo Drive - saw cut and remove (Bay 6)	76m wire cut (6 blocks) @2m/hr	5	07-Sep-13	12-Sep-13	0%				
MAR13280	Area C - Expo Drive - saw cut and remove (Bay 7)	76m wire cut (6 blocks) @2m/hr	5	13-Sep-13	18-Sep-13	0%				
MAR13440	Area C - Expo Drive - saw cut and remove (Bay 8)	76m wire cut (6 blocks) @2m/hr	5	19-Sep-13	25-Sep-13	0%				
MAR13480	Area C - Expo Drive - saw cut and remove (Bay 9)	76m wire cut (6 blocks) @2m/hr	5	26-Sep-13	02-Oct-13	0%				
MAR13500	Area C - Expo Drive - saw cut and remove (Bay 10)	76m wire cut (6 blocks) @2m/hr	5	03-Oct-13	08-Oct-13	0%				
MAR13520	Area C - Expo Drive - saw cut and remove ((Bay 11)	76m wire cut (6 blocks) @2m/hr	5	09-Oct-13	15-Oct-13	0%				
Dredging										
Dredging - Zone C										
MAR11340	Zone C - Dredging [R6, R7] (25m control zone / temp seawall)	4,000m3 @660m3/d	7	27-Sep-13	03-Oct-13	0%				
MAR11350	Zone C - Dredging [R3-R5] (25m control zone)	14,000m3@1100m3/d	13	04-Oct-13	16-Oct-13	0%				
MAR11360	Zone C - remove existing rock armour [S7-S8] (temp seawall)	5,400m3, 2m thk, 62m3/hr	10	17-Oct-13	26-Oct-13	0%				
MAR11410	Zone C - Dredging [S3-S6]	9,000m3 @1400m3/d	23	04-Nov-13	26-Nov-13	0%				
MAR11480	Zone C - Dredging [T4-T6] (bridge area)	3,600m3 @1400m3/d	3	17-Oct-13	19-Oct-13	0%				
MAR11500	Zone C - Dredging [U4-U6] (bridge area)	3,600m3 @1400m3/d	6	20-Oct-13	25-Oct-13	0%				
MAR11510	Zone C - remove existing rock armour [T7, U7] (bridge area)	3,500m3, 2m thk, 62m3/hr	9	26-Oct-13	03-Nov-13	0%				
Dredging - Zone B										
MAR10900	Zone B - dredging [Q6-Q8] (25m control zone / seawall)	8,000m3 @660m3/d	2	21-Sep-13*	22-Sep-13	0%				
MAR10910	Zone B - dredging [Q2-Q5] (25m control zone)	14,000m3 @1100m3/d	16	23-Sep-13	08-Oct-13	0%				
MAR10920	Zone B - dredging [P6-P8] (seawall 2N)	8,000m3 @1400m3/d	10	09-Oct-13 A	18-Oct-13	0%				
MAR12100	Zone B - dredging [P2-P5] (other area)	22,600m3 @1400m3/d	8	29-Oct-13 A	05-Nov-13	0%				

Data Date: 01-Sep-13

- ◆ Current Milestone
- Actual Work
- Critical Remaining Work
- Remaining Work
- Remaining Level of Effort

**3 Months Rolling Programme for Area Outside CRIII
(September 2013 to November 2013)**

Date	Revision	Checked	Approved
04-Oct-13			



Activity ID	Activity Name	user_text2	Remaining Duration	Early Start	Early Finish	Activity % Complete	2013			
							Sep	Oct	Nov	Dec
Dredging - Zone A2										
MAR10160	Zone A2 - dredging [L6-L8, M6-M8] (seawall 2L, 4, 13)	16,000m3 @1400m3/d	10	19-Oct-13 A	28-Oct-13	0%				
MAR10200	Zone A2 - dredging [M1-M5] (Other Area)	11,600m3 @1400m3/d	7	06-Nov-13 A	12-Nov-13	22.22%				
MAR12440	Zone A2 - dredging [L0-L5] (Other Area)	11,600m3 @1400m3/d	7	17-Nov-13 A	19-Nov-13	22.22%				
Dredging - Zone A1										
MAR10220	Zone A1 - cut existing bored pile	2 nos. @7d	32	28-Nov-13	07-Jan-14	0%				
MAR12520	Zone A1 - dredging [J1-J3, K0-K4] (Other area)	33,200m3 @1400m3/d	8	04-Jun-13 A	27-Nov-13	27.27%				
MAR12540	Zone A1 - Final Hydrographic Survey		7	28-Nov-13	05-Dec-13	0%				
Dredging - Zone D										
MAR11880	Zone D - Remove existing rock armour [S8-S10]		24	30-Nov-13	30-Dec-13	0%				
MAR11900	Zone D - dredging [R8-R10]	5,700m3 @1400m3/d	18	31-Dec-13	21-Jan-14	0%				
Dredging - Zone CRIII										
CRIII - Temporary Pipe Pile Wave Wall										
MAR10022	CRIII - design of temporary pile wave wall - prepare and submit to ICE		83	01-Aug-13 A	22-Nov-13	0%				
MAR10026	CRIII - design of temporary pile wave wall - ICE check & issue cert		14	23-Nov-13	06-Dec-13	0%				
MAR10028	CRIII - design of temporary pile wave wall - Eng comment and approve		28	23-Nov-13	20-Dec-13	0%				
MAR10040	CRIII - temp pipe pile wall (1-30) - install 610 dia. pipe pile [30nos. @750c/c]	40 nos, 25m deep @4d; 3WF	30	21-Dec-13	28-Jan-14	0%				
Seawall Construction										
Seawall Construction - Zone C										
MAR11560	Zone C - temp. seawall - fill rubble mound to -4.0mPD	336m2x61=7056m3 @1300m3/d(16hrs)	16	27-Oct-13	11-Nov-13	0%				
MAR11610	Zone C - temp. seawall - place temp concrete block to +4.0mPD		18	12-Nov-13	29-Nov-13	0%				
MAR11615	Zone C - C4 unit - Grade 75 rockfill along C4 unit	57m2x105m=5985m3 @300m3/d	20	17-Oct-13	08-Nov-13	0%				
MAR11620	Zone C - WDII Box 1 temp SW - place rock mound	100m2x17m=1700m3 @1300m3/d(16hr)	8	09-Nov-13	18-Nov-13	0%				
MAR11660	Zone C - WDII Box 1 temp SW - place concrete block		8	19-Nov-13	27-Nov-13	0%				
Seawall Construction - Zone B										
MAR10980	Zone B - seawall - Type 7 - fill Grade 400	14,942m3 @1000m3/d	2	25-Oct-13	26-Oct-13	0%				
MAR11002	Zone B - seawall - Type 7 - fill Type A		2	27-Oct-13	28-Oct-13	0%				
MAR11004	Zone B - seawall - Type 7 - lay toe block & leveling stone		17	29-Oct-13	14-Nov-13	0%				
MAR11006	Zone B - seawall - Type 7 - install seawall block from -11.3 to -6.65mPD		8	15-Nov-13	22-Nov-13	0%				
MAR11009	Zone B - seawall - Type 7 - install seawall block from -6.65mPD to above	3 blk sw	7	23-Nov-13	29-Nov-13	0%				
MAR11040	Zone B - C4 unit - Grade 75 rockfill along C4 unit	5985m3 @300m3/d	20	17-Oct-13	08-Nov-13	0%				
MAR11060	Zone B - WDII Box 1 temp SW - place rock mound		8	09-Nov-13	18-Nov-13	0%				
MAR11080	Zone B - WDII Box 1 temp SW - place concrete block		8	19-Nov-13	27-Nov-13	0%				
MAR18100	Zone B - seawall - Type 5, 2N, 4 - fill Grade 400	14,942m3 @1000m3/d	7	27-Oct-13	02-Nov-13	0%				
MAR18120	Zone B - seawall - Type 5, 2N, 4 - fill Type A		2	03-Nov-13	04-Nov-13	0%				
MAR18140	Zone B - seawall - Type 5, 2N, 4 - lay toe block & leveling stone		11	05-Nov-13	15-Nov-13	0%				
MAR18150	Zone B - seawall - install caisson seawall no. 2N	delivery 8 Oct 13	3	16-Nov-13	18-Nov-13	0%				
MAR18180	Zone B - seawall - Type 5, 6 - fill Grade 400	14,942m3 @1000m3/d	5	16-Nov-13	20-Nov-13	0%				
MAR18200	Zone B - seawall - Type 5, 6 - fill Type A		2	21-Nov-13	22-Nov-13	0%				
MAR18220	Zone B - seawall - Type 5, 6 - lay toe block & leveling stone		12	23-Nov-13	04-Dec-13	0%				
MAR18222	Zone B - seawall - install block seawall type 5	3 blk sw	8	05-Dec-13	12-Dec-13	0%				



Activity ID	Activity Name	user_text2	Remaining Duration	Early Start	Early Finish	Activity % Complete	2013			
							Sep	Oct	Nov	Dec
MAR18224	Zone B - seawall - install block seawall type 6	3 blk sw	8	12-Dec-13	19-Dec-13	0%				
Seawall Construction - Zone A2										
MAR10720	Zone A2 - seawall - Type 2, 2L, 13 - fill Grade 400		12	23-Nov-13	04-Dec-13	0%				
MAR10722	Zone A2 - seawall - Type 2, 2L, 13 - lay toe block and leveling stone		12	05-Dec-13	16-Dec-13	0%				
MAR10740	Zone A2 - seawall - install Caisson Seawall no. 2L		2	17-Dec-13	18-Dec-13	0%				
MAR10760	Zone A2 - seawall - install Caisson Seawall no. 2		4	19-Dec-13	22-Dec-13	0%				
MAR10780	Zone A2 - seawall - install block seawall type 4		12	19-Dec-13	30-Dec-13	0%				
MAR10800	Zone A2 - seawall - install block seawall type 13		12	19-Dec-13	30-Dec-13	0%				
Seawall Construction - Zone A1										
MAR10290	Zone A1 - seawall - Type 1R, 1 - fill Grade 400		40	31-Dec-13	08-Feb-14	0%				
Filling										
Filling - Zone C										
MAR11700	Zone C - public fill [T4-T7, U4-U7] (bridge area)	52,000m3 @1800m3/d	29	27-Nov-13	02-Jan-14	0%				
MAR11720	Zone C - public fill [R3-R6] -14.0 to 4.0mPD (25m control zone)	73,000m3 @1800m3/d	39	30-Nov-13	17-Jan-14	0%				
Filling - Zone B										
MAR11100	Zone B - Public Fill [Q2-Q5] (25m control zone) up to 4.0mPD	65,500m3 @1800m3/d	39	30-Nov-13	17-Jan-14	0%				
Abandoning Submarine Sewage Outfall and Cross Harbour Watermain										
MAR12450	abandoning submarine sewage outfall - remove section under caisson 2L & 2		22	13-Sep-13*	10-Oct-13	0%				
MAR12452	abandoning submarine sewage outfall - remove remaining outfall section		22	11-Oct-13	06-Nov-13*	0%				
MAR12454	abandoning submarine sewage outfall - CCTV		14	13-Sep-13	30-Sep-13	0%				
MAR12456	abandoning submarine sewage outfall - seal up pipe and trial grouting		25	02-Oct-13	31-Oct-13	0%				
MAR12460	abandoning submarine sewage outfall - grouting		30	01-Nov-13	05-Dec-13	0%				
MAR12462	complete watermain cut off (by others)		0		19-Sep-13*	0%				
MAR12463	abandoning watermain - TTA		1	21-Sep-13	21-Sep-13	0%				
MAR12464	abandoning watermain - remove existing valve		6	23-Sep-13	28-Sep-13	0%				
MAR12465	abandoning watermain - pump away water inside pipes		12	30-Sep-13	15-Oct-13	0%				
MAR12466	abandoning watermain - seal up watermain and grout (portion under seawall)		17	16-Oct-13	04-Nov-13	0%				
MAR12467	abandoning watermain - seal up watermain and grout (portion to south of CWB tunnel)		17	28-Oct-13	15-Nov-13	0%				
MAR12480	abandoning watermain - remove remaining watermain within CWB tunnel area		12	13-Nov-13	26-Nov-13	0%				
Works for Section Completion										
Construction										
Box Culvert La, L1 & FRP-L Construction										
Sec VI A - Box Culvert La bay 1-3 and Roadwork										
Relocation of Kiosks										
CUL10127	Sec VI A - Area 1 - establish TTA		1	16-Sep-13	16-Sep-13	0%				
CUL10129	Sec VI A - Area 1 - remove existing paving block (on footpath)		2	17-Sep-13	18-Sep-13	0%				
CUL10130	Sec VI A - Area 1 - trench excavation		4	21-Sep-13	25-Sep-13	0%				
CUL10132	Sec VI A - Area 1 - cable and lan line laying (by UU)		3	26-Sep-13	28-Sep-13	0%				
CUL10134	Sec VI A - Area 1 - backfill		2	30-Sep-13	02-Oct-13	0%				
CUL10136	Sec VI A - Area 1 - reinstate paving block		2	03-Oct-13	04-Oct-13	0%				
CUL10138	Sec VI A - Area 1 - relocate kiosk		2	05-Oct-13	07-Oct-13	0%				

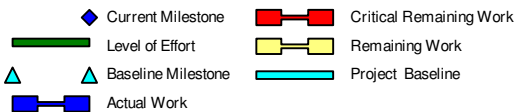



Activity ID	Activity Name	user_text2	Remaining Duration	Early Start	Early Finish	Activity % Complete	2013			
							Sep	Oct	Nov	Dec
Set Back Footpath										
CUL10142	establish TTA		1	08-Oct-13	08-Oct-13	0%				
CUL10144	Remove ext. Paving Block & Road Kerb (55m long)		2	09-Oct-13	10-Oct-13	0%				
CUL10146	construct Road Kerb for offset footpath		4	11-Oct-13	16-Oct-13	0%				
CUL10148	make good sub-grade and lay paving steel plates		4	17-Oct-13	21-Oct-13	0%				
CUL10150	Erect temp. Ligthning Pole		1	22-Oct-13	22-Oct-13	0%				
CUL10152	Road Marking		1	23-Oct-13	23-Oct-13	0%				
Construct Box Culvert La										
CUL10162	Hoarding Erection		1	24-Oct-13	24-Oct-13	0%				
CUL10164	Trial Pit Excavation (to locate the ext. Culvert L)		6	25-Oct-13	31-Oct-13	0%				
CUL10166	Installation of Sheetpile (total 110m long)		5	01-Nov-13	06-Nov-13	0%				
CUL10480	Sec VI A - Area 1 - Culvert L bay 1-3 - excavation and ELS installation	2048m3 @400m3/d; ELS 1m	36	07-Nov-13	18-Dec-13	0%				
CUL10520	Sec VI A - Area 1 - Culvert L bay 1-3 - construct bay 3 - base slab		11	19-Dec-13	03-Jan-14	0%				
CUL10540	Sec VI A - Area 1 - Culvert L bay 1-3 - construct bay 3 - wall		9	04-Jan-14	14-Jan-14	0%				
Section VI C - Area 3, 6, 8A & 8C										
Area 8A & 8C - Seawall Modification for WDII Construction										
S0721080	Sec VI C - Seawall Mod for Box 1 - method statement and temp work design - prepare and submit to ICE		34	15-Jul-13 A	04-Oct-13	43.33%				
S0721082	Sec VI C - Seawall Mod for Box 1 - method statement and temp work design - ICE comment and issue check cert		14	05-Oct-13	22-Oct-13	0%				
S0721084	Sec VI C - Seawall Mod for Box 1 - method statement and temp work design - Eng comment and approve		28	05-Oct-13	07-Nov-13	0%				
S0721086	Sec VI C - Seawall Mod for Box 1 - method statement and temp work design - MTR comment and approve		30	05-Oct-13	09-Nov-13	0%				
S0721090	Sec VI C - Seawall Mod for Box 1 - Tree Felling/Transplanting at Area 8A		90	02-Sep-13	18-Dec-13	0%				
S0721100	Sec VI C - Seawall Mod for WDII - Trim Down Existing Ground to +3mPD		30	02-Nov-13	06-Dec-13	0%				
S0721200	Sec VI C - Seawall Mod for WDII - Construct Temp. R.C. wall		52	26-Nov-13	28-Jan-14	0%				
S920168	Temp work design and method statement for MTR pump house stabilization		33	01-Sep-13	03-Oct-13	0%				
S920170	Sec VI C - MTRC pump house stabilization for WDII - plant mobilization		30	04-Oct-13	08-Nov-13	0%				
S920190	Sec VI C - MTRC pump house stabilization for WDII - place temp surcharge to pump room		30	11-Nov-13	14-Dec-13	0%				
Section VI D - Area 8B & 10										
WDII Box 1										
S0721020	Sec VI D - WD II Box 1 - method statement and temp work design - prepare and submit		91	03-Jul-13 A	30-Nov-13	49.44%				
S0721040	Sec VI D - WD II Box 1 - method statement and temp work design - ICE check and issue check cert		14	01-Dec-13	14-Dec-13	0%				
S0721060	Sec VI D - WD II Box 1 - method statement and temp work design - Engineer comment and approve		28	01-Dec-13	28-Dec-13	0%				
S0721070	Sec VI D - WD II Box 1 - method statement and temp work design - MTR comment and approve		52	29-Dec-13	18-Feb-14	0%				
S0722000	Sec VI D - WD II Box 1 - Temp. Protection to Existing Bored Piles		60	30-Dec-13	15-Mar-14	0%				
Section VIII - Landscape Softworks										
Soft Landscaping Works										
SVIII10020	Sec VIII - Tree Felling/Transplanting at Portion 2 & 2A		90	02-Sep-13	18-Dec-13	0%				

Data Date: 20-Oct-13

HY/2009/18 Central - Wan Chai Bypass (Central Interchange)

TASK filters: 3 Months_1, Not HL.



Leighton Contractors (Asia) Limited Programme Update 37 (October 2013) THREE MONTH ROLLING

Project ID: U037
 Baseline: DCP4-4
 Layout: Update Three Month Rolling U037
 Page 2 of 9

Date	Revision	Checked	Appro...
20-Sep-13	U036	AT	RW
20-Oct-13	U037	AT	RW

Data Date: 20-Oct-13

HY/2009/18 Central - Wan Chai Bypass (Central Interchange)

TASK filters: 3 Months_1, Not HL.

Activity ID	Activity Name	Original Duration	Start	Finish	Total Float	2013				2014
						Oct	Nov	Dec	Jan	
1750c	2050-1825 - Construct Roadside Barriers & Roadside Services Duct	44	11-Sep-13 A	05-Dec-13	45					
14475	1825-2600 Complete West & East Side OHVD	0		20-Oct-13	1198					
West Side										
14254	West Bay 26 Scaffolding Erection to Kicker Grouting	23	16-Sep-13 A	30-Sep-13 A						
East Side										
14464	East Bay 25 Scaffolding Erection to Kicker Grouting	23	10-Sep-13 A	23-Sep-13 A						
14474	East Bay 26 Scaffolding Erection to Kicker Grouting	23	19-Sep-13 A	05-Oct-13 A						
SECTION 4B - ALL TUNNEL WORKS IN PORTION IVC, IVD, IVE & IVF										
CWB Tunnel - CH1480 to CH1580										
CWB Tunnel Structure										
Tunnel Structure										
Bay 1/2										
Bay 1										
1189	Strut & Backing removal	6	16-Sep-13 A	21-Sep-13 A						
1731	Install strut between Southern D-Wall & Tunnel Base Slab	6	16-Sep-13 A	21-Oct-13	-54					
1732	Install strut between Northern D-Wall & Tunnel Base Slab	6	16-Sep-13 A	21-Sep-13 A						
1659	1480-1497 - Construct Vent Build South Wall (600mm)	18	23-Sep-13 A	12-Oct-13 A						
1756	Construct Vent Build Tunnel Central Wall (Bay C1/2)	18	26-Sep-13 A	10-Oct-13 A						
14658	1480-1497 - D-Wall C.J. preparation	18	11-Oct-13 A	26-Oct-13	-60					
1759	1480-1500 - Construct Roof Slab (Bay R1)	24	18-Oct-13 A	15-Nov-13	-77					
Bay 3										
14597	1500-1524 - Construct Vent Build Tunnel OHVD Slab (Bay V1 North)	24	23-Jul-13 A	30-Sep-13 A						
14660	1500-1524 - Construct Vent Build Tunnel OHVD Slab (Bay V1 South)	24	28-Aug-13 A	30-Sep-13 A						
1590	1500-1516 - Construct South Wall	12	26-Sep-13 A	02-Nov-13	-66					
1713	Construct Wall next to South Wall (CH 1500-1516)	18	26-Sep-13 A	09-Nov-13	-72					

- Current Milestone
- Critical Remaining Work
- Level of Effort
- Remaining Work
- Baseline Milestone
- Project Baseline
- Actual Work

Leighton Contractors (Asia) Limited Programme Update 37 (October 2013) THREE MONTH ROLLING

Project ID: U037
 Baseline: DCP4-4
 Layout: Update Three Month Rolling U037
 Page 3 of 9

Date	Revision	Checked	Appro...
20-Sep-13	U036	AT	RW
20-Oct-13	U037	AT	RW

Data Date: 20-Oct-13

HY/2009/18 Central - Wan Chai Bypass (Central Interchange)

TASK filters: 3 Months_1, Not HL.

Activity ID	Activity Name	Original Duration	Start	Finish	Total Float	2013					2014
						Oct		Nov		Dec	Jan
						Actual	Remaining	Actual	Remaining	Actual	Remaining
1758	1500-1524 - Construct kicker walls	24	02-Oct-13 A	12-Nov-13	-74						
14522	1500-1524 - Construct Vent Build Tunnel Roof Slab (Bay R2) (Upstand wall only)	24	18-Oct-13 A	14-Nov-13	-76						
Bay 5											
1764	1542-1555 - Construct Vent Build Tunnel Roof Slab (Bay R4 Gap)	18	02-Oct-13 A	22-Oct-13	-56						
CWB Tunnel Internal Works											
1768	1480-1580 - Removal Scaffolding & Struts	45	21-Oct-13	11-Dec-13	-45						
1620	1480-1580 - Construct Roadside Barriers and Service Ducts	60	16-Nov-13	28-Jan-14	-77						
Pump Room & Electrical Room											
14554	Construct wall (BW02 upper portion)	12	21-Sep-13 A	10-Oct-13 A							
14556	Construct Top slab (Ceiling of Electrical Room)	12	11-Oct-13 A	31-Oct-13	-27						
14558	Curing & remove scaffolding	12	01-Nov-13	14-Nov-13	-27						
SECTION 4A - ALL TUNNEL WORKS IN PORTION IVA, IVB, IVG & IVH											
CWB Tunnel - CH1580 to CH1646											
CWB Tunnel Structure											
Bay 8											
14590	1596-1611 - Construct CWB Tunnel Roof Slab (Bay R7) (South)	24	24-Aug-13 A	10-Oct-13 A							
14654	1596-1611 - Construct CWB Tunnel Roof Slab (Bay R7) (North)	24	13-Sep-13 A	10-Oct-13 A							
1757	1596-1611 - Demolish D-Wall	7	21-Oct-13	28-Oct-13	12						
Bay 9											
1329	1611-1639 - Construct CWB Tunnel Roof Slab (Bay R9) (South)	12	21-Oct-13	02-Nov-13	1						
14650	1611-1639 - Construct CWB Tunnel Roof Slab (Bay R9) (North)	24	04-Nov-13	30-Nov-13	73						
1755	1611-1639 - Demolish D-wall	6	04-Nov-13	09-Nov-13	1						
Bay 10											
14864	1639-1664 - Construct CWB Tunnel Base Slab & Waterproofing (Bay T10) (Zone 1)	21	01-Aug-13 A	22-Oct-13	11						
1742	1620-1646 - Construct CWB Tunnel OHVD & Kickers (Bay V6) (South)	12	14-Sep-13 A	23-Sep-13 A							

- Current Milestone
- Critical Remaining Work
- Level of Effort
- Remaining Work
- Baseline Milestone
- Project Baseline
- Actual Work

Leighton Contractors (Asia) Limited Programme Update 37 (October 2013) THREE MONTH ROLLING

Project ID: U037
 Baseline: DCP4-4
 Layout: Update Three Month Rolling U037
 Page 4 of 9

Date	Revision	Checked	Appro...
20-Sep-13	U036	AT	RW
20-Oct-13	U037	AT	RW

Data Date: 20-Oct-13

HY/2009/18 Central - Wan Chai Bypass (Central Interchange)

TASK filters: 3 Months_1, Not HL.

Activity ID	Activity Name	Original Duration	Start	Finish	Total Float	2013				2014	
						Oct	Nov	Dec	Jan		
1379	1620-1646 - Construct CWB Tunnel OHVD & Kickers (Bay V6) (North)	12	02-Oct-13 A	10-Oct-13 A							
1745	1639-1653 - Construct CWB Tunnel Top Slab (Bay R10) (South)	12	21-Oct-13	02-Nov-13	1						
14652	1639-1653 - Construct CWB Tunnel Top Slab (Bay R10) (North)	24	04-Nov-13	30-Nov-13	73						
1162	1639-1653 - Demolish D-wall	6	04-Nov-13	09-Nov-13	1						
CWB Tunnel Internal Works											
1769	1580-1646 - Removal of Scaffolding and Struts	45	02-Dec-13	25-Jan-14	83						
1730	1580-1646 - Construct Roadside Barriers and Service Ducts	45	09-Dec-13	08-Feb-14	83						
CWB Tunnel - CH1646 to CH1685 (Man Yiu Steet)											
CWB Tunnel Structure											
14800	1646-1685 - Excavate to Formation Layer (Zone 1)	8	17-Sep-13 A	26-Sep-13 A							
14802	1646-1685 - Blinding (Zone 1)	2	27-Sep-13 A	28-Sep-13 A							
14804	1646-1685 - Waterproofing (Zone 1)	3	17-Oct-13 A	21-Oct-13	0						
14598	1664-1682 - Construct CWB Tunnel Base Slab (Bay T11) Zone 1/2	6	22-Oct-13	28-Oct-13	0						
1651	1646-1685 - Remove S2 Strut	4	29-Oct-13	01-Nov-13	0						
1650	1664-1682 - Construct CWB Central Wall 1st Lift (Bay C11)	10	02-Nov-13	13-Nov-13	0						
1715	1646-1685 - Construction of North Wall to existing tunnel modification	18	02-Nov-13	22-Nov-13	8						
1656	1664-1682 - Construct CWB Central Wall 2nd Lift (Bay C11)	10	14-Nov-13	25-Nov-13	0						
1716	1646-1685 - Working platform / temporary support to the existing roof slab	6	26-Nov-13	02-Dec-13	0						
2745	1646-1685 - Demolish Existing Roof Slab at North	12	03-Dec-13	16-Dec-13	0						
1270	1646-1685 - Waterproofing installation for North tunnel Wall (Bay 11)	4	17-Dec-13	20-Dec-13	2						
14810	1646-1685 - Scaffolding Construct Roof slab (Bay R11) (Zone 1)	6	17-Dec-13	23-Dec-13	0						
14812	1646-1685 - Construct Roof slab (Bay R11) (Zone 1) (include LB-02)	18	24-Dec-13	16-Jan-14	0						
1741	1646-1685 - Cast TB-01	6	17-Jan-14	23-Jan-14	6						
1746	1646-1685 - Cast TB-02	6	17-Jan-14	23-Jan-14	6						
Installation of I-beam (LB-01)											

- Current Milestone
- Critical Remaining Work
- Level of Effort
- Remaining Work
- Baseline Milestone
- Project Baseline
- Actual Work

Leighton Contractors (Asia) Limited Programme Update 37 (October 2013) THREE MONTH ROLLING

Project ID: U037
Baseline: DCP4-4
Layout: Update Three Month Rolling U037
Page 5 of 9

Date	Revision	Checked	Appro...
20-Sep-13	U036	AT	RW
20-Oct-13	U037	AT	RW

Data Date: 20-Oct-13

HY/2009/18 Central - Wan Chai Bypass (Central Interchange)

TASK filters: 3 Months_1, Not HL.

Activity ID	Activity Name	Original Duration	Start	Finish	Total Float	2013				2014			
						Oct	Nov	Dec	Jan	Jan	Feb		
14582	Erect working platform	2	26-Nov-13	27-Nov-13	14								
14576	Holes drilling for M32 bolts (around 270 nos.)	18	28-Nov-13	18-Dec-13	14								
14578	Pre-fabrication (drill holes according to actual hole pattern on site) and hot dip galvanizing	12	19-Dec-13	04-Jan-14	14								
14580	delivery and installation	10	06-Jan-14	16-Jan-14	14								
14584	Rebar fixing	6	17-Jan-14	23-Jan-14	14								
SECTION 4 - REMAINING WORKS IN PORTION IVA, IVD, IVE & IVG													
CWB Tunnel - CH1480 to CH1580													
Formation & Roadworks													
14566	1535-1580 - Extract Sheet Piles, Waterproofing & Backfill	28	07-Nov-13	09-Dec-13	69								
1640	1480-1535 - Extract Sheet Piles, Waterproofing	20	16-Nov-13	09-Dec-13	69								
CWB Tunnel - CH1580 to CH1646													
Formation & Roadworks													
1850	1580-1646 - Extract Sheet Piles, Waterproofing & Backfill	12	11-Nov-13	23-Nov-13	1								
1920	1580-1646 - U/G Drainage & Ducts	16	25-Nov-13	12-Dec-13	1								
1930	1580-1646 - Roadworks	16	13-Dec-13	03-Jan-14	1								
1940	1580-1646 - Finishes & Landscaping	50	04-Jan-14	10-Mar-14	193								
CWB Tunnel - CH1646 to CH1685 (Man Yiu Street)													
Formation & Roadworks													
1860	1646-1685 - Extract Sheet Piles, Remove Utilities Support Bridge, Waterproofing & Backfill (Zone 2/3)	18	17-Dec-13	09-Jan-14	22								
1865	1646-1685 - U/G Drainage & Ducts (Zone 2/3)	18	06-Jan-14	25-Jan-14	22								
1870	1646-1685 - Roadworks (Zone 2/3)	18	13-Jan-14	08-Feb-14	22								
14814	1646-1685 - Extract Sheet Piles, Remove Utilities Support Bridge, Waterproofing & Backfill (Zone 1)	12	17-Jan-14	30-Jan-14	0								
SECTION 5 - ALL WORKS IN PORTION V & VA													
General Surface Works													
Formation & Roadworks - Man Po Street & Retaining Wall H													

- ◆ Current Milestone
- Critical Remaining Work
- Level of Effort
- Remaining Work
- ▲ Baseline Milestone
- Project Baseline
- Actual Work

Leighton Contractors (Asia) Limited Programme Update 37 (October 2013) THREE MONTH ROLLING

Project ID: U037
 Baseline: DCP4-4
 Layout: Update Three Month Rolling U037
 Page 6 of 9

Date	Revision	Checked	Appro...
20-Sep-13	U036	AT	RW
20-Oct-13	U037	AT	RW

Data Date: 20-Oct-13

HY/2009/18 Central - Wan Chai Bypass (Central Interchange)

TASK filters: 3 Months_1, Not HL.

Activity ID	Activity Name	Original Duration	Start	Finish	Total Float	2013												2014	
						Oct			Nov			Dec			Jan			Jan	
						1	2	3	1	2	3	1	2	3	1	2	3	1	
2080	MPS - Excavate & Lateral Support	36	06-Jan-14	22-Feb-14	7	[Gantt bar: Oct 6-14 to Feb 22-14]													
1109	MPS - Construct Retaining Wall H - Base Structure	36	13-Jan-14	01-Mar-14	7	[Gantt bar: Jan 13-14 to Mar 01-14]													
CWB Trough B - CH1360 to CH1480																			
Preliminaries																			
1158	V - Temporary Drainage Diversion along Finance Street	36	18-Jan-14	07-Mar-14	1	[Gantt bar: Jan 18-14 to Mar 07-14]													
Trough Structure																			
Trough Phase 1																			
14570	TRB - Temporary soil storage on Trough B	138	13-Mar-13 A	12-Dec-13	112	[Gantt bar: Mar 13-13 to Dec 12-13]													
1203	TRB - Construct Trough Slab - Area for TTA 5B	24	18-Jan-14	21-Feb-14	11	[Gantt bar: Jan 18-14 to Feb 21-14]													
Trough Phase 2b																			
1278	TRB - Construct Wall - 2b North Wall Bottom	18	20-May-13 A	23-Oct-13	2	[Gantt bar: May 20-13 to Oct 23-13]													
1288	TRB - Construct Wall - 2b South Wall Upper	18	17-Jun-13 A	25-Oct-13	51	[Gantt bar: Jun 17-13 to Oct 25-13]													
14526	TRB - Construct Trough Slab - 2b (1+467 to 1+480)	75	21-Jun-13 A	30-Nov-13	78	[Gantt bar: Jun 21-13 to Nov 30-13]													
1280	TRB - Construct Wall - 2b North Wall Upper	18	24-Oct-13	13-Nov-13	2	[Gantt bar: Oct 24-13 to Nov 13-13]													
1289	TRB - Backfill & Removal of Struts - 2b South Wall Upper	9	26-Oct-13	05-Nov-13	51	[Gantt bar: Oct 26-13 to Nov 05-13]													
1290	TRB - Construct 2b South Wall Parapet	18	06-Nov-13	26-Nov-13	51	[Gantt bar: Nov 06-13 to Nov 26-13]													
1281	TRB - Backfill & Removal of Struts - 2b North Wall Upper	42	14-Nov-13	04-Jan-14	2	[Gantt bar: Nov 14-13 to Jan 04-14]													
14527	TRB - Construct Remaining Wall & Parapet (1+467 to 1+480)	35	02-Dec-13	14-Jan-14	78	[Gantt bar: Dec 02-13 to Jan 14-14]													
1282	TRB - Construct 2b North Wall Parapet	18	06-Jan-14	25-Jan-14	2	[Gantt bar: Jan 06-14 to Jan 25-14]													
SECTION 6 - ALL WORKS IN PORTION VI																			
Bridge B																			
Bridge Structure																			
2182	BRB - Stage 1 Bridge Deck - Pier C1 to B5	70	10-Jun-13 A	29-Nov-13	89	[Gantt bar: Jun 10-13 to Nov 29-13]													
2185	BRB - Stage 2 Implement Localised TTA	12	30-Nov-13	13-Dec-13	89	[Gantt bar: Nov 30-13 to Dec 13-13]													
14530	BRB - Stage 1 Bridge Deck - Pier C1 to B5 curing (14 days) & post tensioning (1 day)	30	30-Nov-13	07-Jan-14	121	[Gantt bar: Nov 30-13 to Jan 07-14]													

- ◆ Current Milestone
- Critical Remaining Work
- Level of Effort
- Remaining Work
- ▲ Baseline Milestone
- Project Baseline
- Actual Work

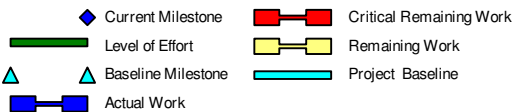

Leighton Contractors (Asia) Limited Programme Update 37 (October 2013) THREE MONTH ROLLING

Project ID: U037
 Baseline: DCP4-4
 Layout: Update Three Month Rolling U037
 Page 7 of 9

Date	Revision	Checked	Appro...
20-Sep-13	U036	AT	RW
20-Oct-13	U037	AT	RW

HY/2009/18 Central - Wan Chai Bypass (Central Interchange)

TASK filters: 3 Months_1, Not HL.



Leighton Contractors (Asia) Limited Programme Update 37 (October 2013) THREE MONTH ROLLING

Project ID: U037
Baseline: DCP4-4
Layout: Update Three Month Rolling U037
Page 8 of 9

Date	Revision	Checked	Appro...
20-Sep-13	U036	AT	RW
20-Oct-13	U037	AT	RW

Activity ID	Activity Name	Original Duration	Start	Finish	Total Float	2013				2014			
						Oct	Nov	Dec	Jan				
INTERFACING WORKS													
Interfacing with CWB(RW)													
4215	INT - Section 3B - Joint Inspection & Handover to CWB(RW)	14	06-Dec-13	19-Dec-13	71								
Key Dates for Completion of Sections													
Anticipated Completion													
1024	KD8 - Anticipated Completion	0		15-Nov-13*	-33	▲							
1034	KD5 - Anticipated Completion	0		05-Dec-13*	57								▲
Contract Required Completion													
1025	KD8 - Section 4B Complete (DAY-1119)	0		20-Oct-13*	-6		▲	◆					
Portion Handover Dates													
Anticipated Handover													
2910	Portion IIC Handover (KD5 + 28 days)	0		02-Jan-14*	57								◆
Contract Required Handover													
3005	Portion IVC Handover (KD8 + 28 days)	0		16-Nov-13*	-6							▲	◆
3015	Portion IVF Handover (KD8 + 28 days)	0		16-Nov-13*	-6							▲	◆

- ◆ Current Milestone
- ▲ Baseline Milestone
- Actual Work
- Critical Remaining Work
- Remaining Work
- Project Baseline

Leighton Contractors (Asia) Limited Programme Update 37 (October 2013) THREE MONTH ROLLING

Project ID: U037
 Baseline: DCP4-4
 Layout: Update Three Month Rolling U037
 Page 9 of 9

Date	Revision	Checked	Appro...
20-Sep-13	U036	AT	RW
20-Oct-13	U037	AT	RW

Activity ID	Activity Name	Rem Dur	Start	Finish	2013																	2014														
					October					November					December					January																
					23	30	07	14	21	28	04	11	18	25	02	09	16	23	30	06	13															
3MRP - Oct 2013 to Jan 2013																																				
02 - PRE-CONSTRUCTION WORKS																																				
02.3 - Method Statement / Shop Drawings																																				
0230-1580	MS Interim Noise Semi Enclosure - Bridge F1A/F2A Submission	36	31-Dec-13	04-Feb-14																																
0230-1500	MS Bridge Demolition - Submission	28	06-Jan-14*	02-Feb-14																																
0230-1930	MS Marine Temp Pile Removal - No Adverse Comment	2	18-Sep-13 A	21-Oct-13																																
0230-1940	MS Beam Erection D1 to E2 - Submission	28	15-Nov-13*	12-Dec-13																																
0230-1950	MS Beam Erection D1 to E2 - Comment/Resubmission	28	13-Dec-13	09-Jan-14																																
0230-1960	MS Beam Erection D1 to E2 - No Adverse Comment	18	10-Jan-14	27-Jan-14																																
0230-1372	MS Segment Erection by Crane - Submission	4	20-Sep-13 A	23-Oct-13																																
0230-1374	MS Segment Erection by Crane - Comment/Resubmission	15	24-Oct-13	07-Nov-13																																
0230-1376	MS Segment Erection by Crane - No Adverse Comment	12	08-Nov-13	19-Nov-13																																
0230-2000	MS EVB ELS - Submission	0	19-Aug-13 A	19-Oct-13 A																																
0230-2010	MS EVB ELS - Comment/Resubmission	12	20-Oct-13	31-Oct-13																																
0230-2020	MS EVB ELS - No Adverse Comment	12	01-Nov-13	12-Nov-13																																
0230-2030	MS Beam Erection F8 to F15 - Submission	30	02-Dec-13*	31-Dec-13																																
0230-2040	MS Beam Erection F8 to F15 - Review/Comment	15	01-Jan-14	15-Jan-14																																
0230-2050	MS Beam Erection F8 to F15 - Resubmission	15	16-Jan-14	30-Jan-14																																
0230-2070	MS ADB Pre-bored H-pile - Resubmission	18	20-Oct-13	06-Nov-13																																
0230-2080	MS ADB Pre-bored H-pile - No Adverse Comment	15	07-Nov-13	21-Nov-13																																
0230-1780	MS Temporary Bridge TD - Submission	28	02-Jan-14*	29-Jan-14																																
0230-1420	MS Permanent Noise Barrier - Submission	28	12-Jan-14	08-Feb-14																																
0230-1820	MS Bridge Demolition - Submission	28	15-Jan-14*	11-Feb-14																																
02.4 - Contractor's Design and Build Items																																				
0240-1041	Temp Bridge "TD" Design - Submission	48	01-Mar-13 A	06-Dec-13																																
0240-1042	Temp Bridge "TD" Design - ER review and comment	28	07-Dec-13	03-Jan-14																																
0240-1043	Temp Bridge "TD" Design - Resubmission	36	04-Jan-14	08-Feb-14																																
0240-1105	Int. Noise Enclosure Structural Design - Submission	16	20-Mar-13 A	04-Nov-13																																
0240-1110	Int. Noise Enclosure Structural Design - ER Review/Resubmission	28	05-Nov-13	02-Dec-13																																
0240-1112	Int. Noise Enclosure Structural Design - No Adverse Comment	28	03-Dec-13	30-Dec-13																																
0240-1113	Int. Noise Enclosure Structural - Shop Drawings Bridge F1A/F2A	60	31-Dec-13	28-Feb-14																																
0240-1127	Noise Barrier Structural Design - ER Review/Resubmission	11	30-May-13 A	30-Oct-13																																
0240-1128	Noise Barrier Structural Design - No Adverse Comment	28	31-Oct-13	27-Nov-13																																
0240-1131	Noise Barrier - Procurement/Sub-contractor	60	01-Nov-13	30-Dec-13																																
0240-1132	Noise Barrier Structural - Shop Drawings	90	31-Dec-13	30-Mar-14																																
0240-1134	Noise Barrier Panel - Submission	36	31-Dec-13	04-Feb-14																																
0240-1162	Perm. Noise Enclosure Structural Design - No Adverse Comment	0	15-Aug-13 A	03-Oct-13 A																																
0240-1163	Perm. and Int. Noise Enclosure - Procurement/Sub-contractor	60	01-Nov-13	30-Dec-13																																
0240-1164	Perm. Noise Enclosure Structural - Shop Drawings Bridge F1A/F2A	60	31-Dec-13	28-Feb-14																																
02.5 - Bridge Segment/Beam Off-site Precasting																																				
0250-1700.21	Bridge Precast Beam Casting Bridge E Beam E1D-B	0	07-Sep-13 A	29-Sep-13 A																																
0250-1700.31	Bridge Precast Beam Casting Bridge E Beam E1D-C	0	20-Sep-13 A	15-Oct-13 A																																
0250-1700.41	Bridge Precast Beam Casting Bridge E Beam E2E1-A	15	16-Oct-13 A	03-Nov-13																																
0250-1700.51	Bridge Precast Beam Casting Bridge E Beam E2E1-B	18	23-Oct-13	09-Nov-13																																

- Remaining Level of Effort
- Actual Level of Effort
- Actual Work
- Remaining Work
- Critical Remaining Work
- ◆ Milestone

Contract HY/2009/19

Three Month Rolling Programme (20 October 2013 to 19 January 2014)

3MRP

3MRP - Oct 2013 to Jan 2013

Page 1 of 8

Activity ID	Activity Name	Rem Dur	Start	Finish	2013																	2014	
					October					November					December					January			
					23	30	07	14	21	28	04	11	18	25	02	09	16	23	30	06	13		
06 - SECTION 3 OF THE WORKS																							
06.1 - Westbound - Pier 29-34																							
0610-2120	Pier 29-1 Bored Pile	6	19-Sep-13 A	26-Oct-13	[Blue bar]					[Red bar]					Pier 29-1 Bored Pile								
0610-2122	Pier 29-2 Bored Pile	30	28-Oct-13	30-Nov-13						[Red bar]					Pier 29-2 Bored Pile								
0610-2124	Pier 29-3 Bored Pile	30	02-Dec-13	07-Jan-14											[Red bar]					Pier 29-3 Bored Pile			
0610-2126	Pier 29-4 Bored Pile	30	08-Jan-14	14-Feb-14																[Red bar]			
06.2 - Box Culvert U1																							
0620-2590	1500mm Drainage MH 1-43 to 1-59A - Pipe Laying	0	21-Sep-13 A	30-Sep-13 A	[Blue bar]					1500mm Drainage MH 1-43 to 1-59A - Pipe Laying													
0620-2600	1500mm Drainage Construct MH 1-43	3	02-Oct-13 A	23-Oct-13	[Blue bar]					[Red bar]					1500mm Drainage Construct MH 1-43								
0620-2610	1500mm Drainage MH 1-43 to 1-59A - Backfill + Extract Sheet Pile	6	02-Oct-13 A	30-Oct-13	[Blue bar]					[Red bar]					1500mm Drainage MH 1-43 to 1-59A - Backfill + Extract Sheet Pile								
0620-2630	1500mm Drainage MH 1-42 to 1-43 - Excavation	7	21-Oct-13	28-Oct-13						[Red bar]					1500mm Drainage MH 1-42 to 1-43 - Excavation								
0620-2640	1500mm Drainage MH 1-42 to 1-43 - Pipe Laying	5	29-Oct-13	02-Nov-13						[Red bar]					1500mm Drainage MH 1-42 to 1-43 - Pipe Laying								
0620-2650	1500mm Drainage Construct MH 1-42	12	04-Nov-13	16-Nov-13						[Red bar]					1500mm Drainage Construct MH 1-42								
0620-2660	1500mm Drainage MH 1-42 to 1-43 - Backfill + Extract Sheet Pile	9	18-Nov-13	27-Nov-13						[Red bar]					1500mm Drainage MH 1-42 to 1-43 - Backfill + Extract Sheet Pile								
06.3 - Admin Building																							
0630-3100	Predrill for Adm Building (27 no) (3 set)	45	31-Oct-13	21-Dec-13						[Red bar]					Predrill for Adm Building (27 no) (3 set)								
0630-3105	Admin Bldg Pile G.I. Report / Founding Level	18	23-Dec-13	14-Jan-14											[Red bar]					Adm			
0630-3110	Pre-bored H-pile for Adm bldg (55 no) (3 set)	130	15-Jan-14	24-Jun-14																[Red bar]			
10 - SECTION X OF THE WORKS																							
10.1 - E/B Bridges (Bridge D, E and F)																							
10.1.1 - Marine Pier Construction																							
Pier F03 to F15																							
1011-2205	Bearing intallation Pier F4 (E/B)	0	07-Oct-13 A	19-Oct-13 A						[Blue bar]					Bearing intallation Pier F4 (E/B)								
1011-2235	Bearing intallation Pier F5	9	14-Oct-13 A	30-Oct-13						[Blue bar]					[Red bar]					Bearing intallation Pier F5			
1011-2261	Bearing intallation Pier F6	12	22-Oct-13	04-Nov-13						[Red bar]					Bearing intallation Pier F6								
1011-2280	F7 Pier/Column Construction	0	04-Sep-13 A	27-Sep-13 A	[Blue bar]					F7 Pier/Column Construction													
1011-2290	F7 Crosshead Construction	0	02-Oct-13 A	19-Oct-13 A	[Blue bar]					F7 Crosshead Construction													
1011-2291	Bearing intallation Pier F7	12	29-Oct-13	11-Nov-13						[Red bar]					Bearing intallation Pier F7								
1011-2305	F8 Pile Cap Construction	0	05-Aug-13 A	28-Sep-13 A	[Blue bar]					F8 Pile Cap Construction													
1011-2310	F8 Pier/Column Construction	0	02-Sep-13 A	09-Oct-13 A	[Blue bar]					F8 Pier/Column Construction													
1011-2320	F8 Crosshead Construction	24	21-Oct-13	16-Nov-13						[Red bar]					F8 Crosshead Construction								
1011-2345	Bearing intallation Pier F8	12	25-Nov-13	07-Dec-13											[Red bar]					Bearing intallation Pier F8			
1011-2380	F9 Pile Cap Shutter Cofferdam	0	29-Jul-13 A	25-Sep-13 A	[Blue bar]					F9 Pile Cap Shutter Cofferdam													
1011-3115	F9 Pile Cap Construction	6	26-Sep-13 A	26-Oct-13	[Blue bar]					[Red bar]					F9 Pile Cap Construction								
1011-2390	F9 Pier/Column Construction	15	28-Oct-13	13-Nov-13						[Red bar]					F9 Pier/Column Construction								
1011-2400	F9 Crosshead Construction	24	14-Nov-13	11-Dec-13						[Red bar]					F9 Crosshead Construction								
1011-2410	F10 Pile Cap Shutter Cofferdam	6	16-Sep-13 A	26-Oct-13	[Blue bar]					[Red bar]					F10 Pile Cap Shutter Cofferdam								
1011-3125	F10 Pile Cap Construction	21	28-Oct-13	20-Nov-13						[Red bar]					F10 Pile Cap Construction								
1011-2420	F10 Pier/Column Construction	15	21-Nov-13	07-Dec-13						[Red bar]					F10 Pier/Column Construction								
1011-2430	F10 Crosshead Construction	24	09-Dec-13	07-Jan-14											[Red bar]					F10 Crosshead			
1011-2350	F11 Pile Cap Shutter Cofferdam	12	30-Sep-13 A	02-Nov-13	[Blue bar]					[Red bar]					F11 Pile Cap Shutter Cofferdam								
1011-3135	F11 Pile Cap Construction	21	04-Nov-13	27-Nov-13						[Red bar]					F11 Pile Cap Construction								
1011-2360	F11 Pier/Column Construction	15	28-Nov-13	14-Dec-13											[Red bar]					F11 Pier/Column Construction			
1011-2370	F11 Crosshead Construction	24	16-Dec-13	14-Jan-14											[Red bar]					F11			

- █ Remaining Level of Effort
- █ Actual Level of Effort
- █ Actual Work
- █ Remaining Work
- █ Critical Remaining Work
- ◆ Milestone

Contract HY/2009/19

Three Month Rolling Programme (20 October 2013 to 19 January 2014)

3MRP

3MRP - Oct 2013 to Jan 2013

Page 5 of 8

Activity ID	Activity Name	Rem Dur	Start	Finish	2013																	2014	
					October							November					December					January	
					23	30	07	14	21	28	04	11	18	25	02	09	16	23	30	06	13		
1011-2075	F12 Dismantle Piling Platform	0	05-Aug-13 A	08-Oct-13 A	F12 Dismantle Piling Platform																		
1011-2440	F12 Pile Cap Shutter Cofferdam	18	21-Oct-13	09-Nov-13	F12 Pile Cap Shutter Cofferdam																		
1011-3145	F12 Pile Cap Construction	21	11-Nov-13	04-Dec-13	F12 Pile Cap Construction																		
1011-2450	F12 Pier/Column Construction	15	05-Dec-13	21-Dec-13	F12 Pier/Column Construction																		
1011-2460	F12 Crosshead Construction	24	23-Dec-13	21-Jan-14	F12 Crosshead Construction																		
1011-2080	F13 Dismantle Piling Platform	0	12-Aug-13 A	08-Oct-13 A	F13 Dismantle Piling Platform																		
1011-2470	F13 Pile Cap Shutter Cofferdam	18	04-Nov-13	23-Nov-13	F13 Pile Cap Shutter Cofferdam																		
1011-3155	F13 Pile Cap Construction	21	25-Nov-13	18-Dec-13	F13 Pile Cap Construction																		
1011-2480	F13 Pier/Column Construction	15	19-Dec-13	07-Jan-14	F13 Pier/Column Construction																		
1011-2085	F14 Dismantle Piling Platform	0	17-Aug-13 A	08-Oct-13 A	F14 Dismantle Piling Platform																		
1011-2500	F14 Pile Cap Shutter Cofferdam	18	18-Nov-13*	07-Dec-13	F14 Pile Cap Shutter Cofferdam																		
1011-3165	F14 Pile Cap Construction	21	09-Dec-13*	03-Jan-14	F14 Pile Cap Construction																		
1011-2510	F14 Pier/Column Construction	12	04-Jan-14	17-Jan-14	F14 Pier/Column Construction																		
1011-2520	F14 Crosshead Construction	18	18-Jan-14	11-Feb-14	F14 Crosshead Construction																		
1011-2975	F3 Extract Temp Pile	15	31-Oct-13	16-Nov-13	F3 Extract Temp Pile																		
1011-2985	F4 Extract Temp Pile	15	18-Nov-13	04-Dec-13	F4 Extract Temp Pile																		
1011-3105	F5 Extract Temp Pile	12	05-Dec-13	18-Dec-13	F5 Extract Temp Pile																		
1011-2265	F6 Extract Temp Pile	12	19-Dec-13	03-Jan-14	F6 Extract Temp Pile																		
1011-2025	F7 Extract Temp Pile	12	04-Jan-14	17-Jan-14	F7 Extract Temp Pile																		
1011-2055	F9 Extract Temp Pile	7	18-Jan-14	25-Jan-14	F9 Extract Temp Pile																		
1011-3075	Existing IEC Bridge F8-F14 - Remove Existing Road Lighting	0	29-Sep-13 A	06-Oct-13 A	Existing IEC Bridge F8-F14 - Remove Existing Road Lighting																		
1011-3095	Existing IEC Bridge F8-F14 - Demolish Existing Parapet	54	08-Oct-13 A	12-Dec-13	Existing IEC Bridge F8-F14 - Demolish Existing Parapet																		
Pier F01 to F02																							
1011-2890	F1B Pile Cap Shutter Cofferdam	18	06-Jan-14*	25-Jan-14	F1B Pile Cap Shutter Cofferdam																		
1011-2965	Extract Temp Pile F1	0	06-Sep-13 A	30-Sep-13 A	Extract Temp Pile F1																		
1011-2963	Extract Temp Pile F2	9	30-Sep-13 A	30-Oct-13	Extract Temp Pile F2																		
10.1.2 - Land Pier Construction																							
Pier D05 to D07																							
1012-1500	Pier D05 Excavation and Lateral Support	18	21-Oct-13	09-Nov-13	Pier D05 Excavation and Lateral Support																		
1012-1590	Pier D05 - Modify Tunnel Lateral Support	18	21-Oct-13	09-Nov-13	Pier D05 - Modify Tunnel Lateral Support																		
1012-1600	Pier D05 - Break D-wall / Pile head	18	11-Nov-13	30-Nov-13	Pier D05 - Break D-wall / Pile head																		
1012-1610	Pier D05 - Pile Cap	10	02-Dec-13	12-Dec-13	Pier D05 - Pile Cap																		
1012-1620	Pier D05 Construct Pier/Column	9	13-Dec-13	23-Dec-13	Pier D05 Construct Pier/Column																		
1012-1630	Pier D05 Construct Crosshead	18	24-Dec-13	15-Jan-14	Pier D05 Construct Crosshead																		
1012-1640	Bearing installation (pier D05)	12	16-Jan-14	29-Jan-14	Bearing installation (pier D05)																		
1012-1360	Pier D07 Construct Crosshead	0	07-Sep-13 A	03-Oct-13 A	Pier D07 Construct Crosshead																		
1012-1365	Pier D07 Bearing Installation	12	31-Oct-13	13-Nov-13	Pier D07 Bearing Installation																		
1012-1305	Pier D06 Drive Sheet Pile + ELS	0	08-Jul-13 A	27-Sep-13 A	Pier D06 Drive Sheet Pile + ELS																		
1012-1310	Pier D06 Construct Pile Cap	0	28-Sep-13 A	09-Oct-13 A	Pier D06 Construct Pile Cap																		
1012-1320	Pier D06 Construct Pier/Column	4	11-Oct-13 A	24-Oct-13	Pier D06 Construct Pier/Column																		
1012-1330	Pier D06 Construct Crosshead	15	25-Oct-13	11-Nov-13	Pier D06 Construct Crosshead																		
1012-1370	Pier D06 Bearing Installation	12	12-Nov-13	25-Nov-13	Pier D06 Bearing Installation																		
Pier D01 to D04																							
1012-1390	Pier D01 Construct Pier/Column	0	21-Sep-13 A	19-Oct-13 A	Pier D01 Construct Pier/Column																		

- █ Remaining Level of Effort
- █ Actual Level of Effort
- █ Actual Work
- █ Remaining Work
- █ Critical Remaining Work
- ◆ Milestone

Contract HY/2009/19

Three Month Rolling Programme (20 October 2013 to 19 January 2014)

3MRP

3MRP - Oct 2013 to Jan 2013

Page 6 of 8

Activity ID	Activity Name	Rem Dur	Start	Finish	2013																	2014	
					October							November					December					January	
					23	30	07	14	21	28	04	11	18	25	02	09	16	23	30	06	13		
1012-1395	Pier D01 Crosshead Temp Work Design Submit/Approve	24	21-Oct-13	16-Nov-13	Pier D01 Crosshead Temp Work Design Submit/Approve																		
1012-1400	Pier D01 Construct Crosshead	18	18-Nov-13	07-Dec-13	Pier D01 Construct Crosshead																		
1012-1570	Pier D01 Bearing installation	6	09-Dec-13	14-Dec-13	Pier D01 Bearing installation																		
1012-1470	Pier D04 Construct Pad Footing	9	28-Nov-13	07-Dec-13	Pier D04 Construct Pad Footing																		
1012-1480	Pier D04 Construct Pier/Column	9	09-Dec-13	18-Dec-13	Pier D04 Construct Pier/Column																		
1012-1490	Pier D04 Construct Crosshead	18	19-Dec-13	10-Jan-14	Pier D04 Construct Crosshead																		
1012-1540	Bearing installation (pier D04)	12	11-Jan-14	24-Jan-14	Bearing installation (pier D04)																		
1012-1440	Pier D03 Construct Pad Footing	9	07-Dec-13	17-Dec-13	Pier D03 Construct Pad Footing																		
1012-1450	Pier D03 Construct Pier/Column	12	18-Dec-13	02-Jan-14	Pier D03 Construct Pier/Column																		
1012-1460	Pier D03 Construct Crosshead	18	03-Jan-14	23-Jan-14	Pier D03 Construct Crosshead																		
1012-1410	Pier D02 Construct Pad Footing	9	11-Jan-14	21-Jan-14	Pier D02 Construct Pad Footing																		
10.1.3 - E/B Bridge Construction																							
Bridge D3																							
1013-1110	Bridge D3 Stitching at midspan between D10 and D11	0	21-Sep-13 A	24-Sep-13 A	Bridge D3 Stitching at midspan between D10 and D11																		
1013-1080	Bridge D3 Segment Launching from Abutment D12 (4 nos)	4	08-Nov-13	12-Nov-13	Bridge D3 Segment Launching from Abutment D12 (4 nos)																		
1013-1120	Bridge D3 Stitching at midspan between D11 and D12	4	13-Nov-13	16-Nov-13	Bridge D3 Stitching at midspan between D11 and D12																		
1013-1130	Bridge D3 Permanent Stressing	6	18-Nov-13	23-Nov-13	Bridge D3 Permanent Stressing																		
Bridge F1A																							
1013-1155	Bridge F1A Pier Segments at D12+F1A+F2A	4	10-Oct-13 A	24-Oct-13	Bridge F1A Pier Segments at D12+F1A+F2A																		
1013-1170	Bridge F1A Segment Launching from Pier F1A (12 nos)	7	25-Oct-13	01-Nov-13	Bridge F1A Segment Launching from Pier F1A (12 nos)																		
1013-1160	Bridge F1A Segment Launching from Abutment D12 (4 nos)	5	02-Nov-13	07-Nov-13	Bridge F1A Segment Launching from Abutment D12 (4 nos)																		
1013-1200	Bridge F1A Stitching at midspan between D12 and F1A	3	08-Nov-13	11-Nov-13	Bridge F1A Stitching at midspan between D12 and F1A																		
1013-1180	Bridge F1A Segment Launching from Pier F2A (11 nos)	7	18-Nov-13	25-Nov-13	Bridge F1A Segment Launching from Pier F2A (11 nos)																		
1013-1190	Bridge F1A Segment Launching from Pier F3 (6 nos)	7	26-Nov-13	03-Dec-13	Bridge F1A Segment Launching from Pier F3 (6 nos)																		
1013-1210	Bridge F1A Stitching at midspan between F1A and F2A	3	26-Nov-13	28-Nov-13	Bridge F1A Stitching at midspan between F1A and F2A																		
1013-1220	Bridge F1A Stitching at midspan between F2A and F3	3	04-Dec-13	06-Dec-13	Bridge F1A Stitching at midspan between F2A and F3																		
1013-1230	Bridge F1A Permanent Stressing	6	07-Dec-13	13-Dec-13	Bridge F1A Permanent Stressing																		
Bridge F2A																							
1013-1270	Bridge F2A Segment Launching from Pier F4 (13 nos)	8	05-Dec-13	13-Dec-13	Bridge F2A Segment Launching from Pier F4 (13 nos)																		
1013-1260	Bridge F2A Segment Launching from Pier F3 (5 nos)	5	14-Dec-13	19-Dec-13	Bridge F2A Segment Launching from Pier F3 (5 nos)																		
1013-1280	Bridge F2A Segment Launching from Pier F5 (6 nos)	7	20-Dec-13	28-Dec-13	Bridge F2A Segment Launching from Pier F5 (6 nos)																		
1013-1330	Bridge F2A Stitching at midspan between F3 and F4	3	20-Dec-13	23-Dec-13	Bridge F2A Stitching at midspan between F3 and F4																		
1013-1340	Bridge F2A Stitching at midspan between F4 and F5	3	30-Dec-13	02-Jan-14	Bridge F2A Stitching at midspan between F4 and F5																		
1013-1350	Bridge F2A Permanent Stressing	6	11-Jan-14	17-Jan-14	Bridge F2A Permanent Stressing																		
Bridge F3A																							
1013-1290	Bridge F3A Segment Launching from Pier F5 (6 nos)	7	18-Jan-14	25-Jan-14	Bridge F3A Segment Launching from Pier F5 (6 nos)																		
Bridge D2																							
1013-1480	Bridge D2 Segment Launching by Crane Pier D07 T-span (17 nos)	21	14-Nov-13	07-Dec-13	Bridge D2 Segment Launching by Crane Pier D07 T-span (17 nos)																		
1013-1490	Bridge D2 Segment Launching by Crane Pier D06 T-span (17 nos)	18	09-Dec-13	30-Dec-13	Bridge D2 Segment Launching by Crane Pier D06 T-span (17 nos)																		
1013-1520	Bridge D2 Stitching at midspan between D07-D08	3	09-Dec-13	11-Dec-13	Bridge D2 Stitching at midspan between D07-D08																		
1013-1470	Bridge D2 Segment Launching by Crane Pier D08 End-span (8 nos)	9	31-Dec-13	10-Jan-14	Bridge D2 Segment Launching by Crane Pier D08 End-span (8 nos)																		
1013-1530	Bridge D2 Stitching at midspan between D06-D07	3	31-Dec-13	03-Jan-14	Bridge D2 Stitching at midspan between D06-D07																		
All E/B Bridges (Common)																							
1013-1770	Procurement of Parapet Sub-contractor	48	21-Oct-13	14-Dec-13	Procurement of Parapet Sub-contractor																		

- █ Remaining Level of Effort
- █ Actual Level of Effort
- █ Actual Work
- █ Remaining Work
- █ Critical Remaining Work
- ◆ Milestone

Contract HY/2009/19

Three Month Rolling Programme (20 October 2013 to 19 January 2014)

3MRP

3MRP - Oct 2013 to Jan 2013

Page 7 of 8

Activity ID	Activity Name	Original Duration	Start	Finish	Total Float	Free Float	2013												2014					
							October				November				December				January					
							29	06	13	20	27	03	10	17	24	01	08	15	22	29	05	12	19	26
HY/2010/08: CWB-SR8 Three Months Rolling Programme_updated up to 20131020																								
Works in SR8																								
SR8 ZONE 1B, Cha.511.654 to Ch.490																								
Initial Works																								
SR8_1120	Install new traffic signs prior to removal of existing gantry	6	24-Sep-13 A	26-Oct-13	128	0	Install new traffic signs prior to removal of existing gantry																	
SR8_1135	Diversion of footpath	30	24-Sep-13 A	23-Nov-13	128	0	Diversion of footpath																	
SR8_1160	Utility Diversion - Water Mains along Seafront	12	25-Nov-13	07-Dec-13	128	0	Utility Diversion - Water Mains along Seafront																	
SR8_1170	Utility Diversion - Town Gas Pipes along Sea Front	18	09-Dec-13	31-Dec-13	186	186	Utility Diversion - Town Gas Pipes along Sea Front																	
Sheet Piling Works Stage 1A at Zone 1B (VP Road Seaside)																								
A2700	Mobilisation of Sheet Piling Works	7	09-Dec-13	16-Dec-13	128	0	Mobilisation of Sheet Piling Works																	
A2710	Carry out pre-boring for sheet piling works (Stage 1A - 14 holes)	14	17-Dec-13	04-Jan-14	128	0	Carry out pre-boring for sheet piling works																	
A2720	Install Sheet Piles Stage 1A	11	06-Jan-14	17-Jan-14	128	0	Install Sheet Piles																	
A2730	Demobilisation Stage 1A	7	18-Jan-14	25-Jan-14	128	0	Demobilisation Stage 1A																	
Pipe Piling Works Stage 1A at Zone 1B (VP Road Seaside)																								
A25220	Mobilisation of Pipe Piling Works Stage 1A	7	27-Jan-14	06-Feb-14	128	0	Mobilisation of Pipe Piling Works Stage 1A																	
VP / IEC West Bound (SR8 ZONE 6, Ch.430 to Ch.420)																								
A25200	Commencement of Pipe pile Works	0	26-Oct-13*		241	241	Commencement of Pipe pile Works																	
Stage 1A1																								
A3040	Mobilisation for Sheet Piling Works	10	08-Oct-13 A	18-Oct-13 A			Mobilisation for Sheet Piling Works																	
A3050	Carry out Pre-boring for Sheet Piling works	6	09-Oct-13 A	18-Nov-13	39	0	Carry out Pre-boring for Sheet Piling works																	
A3060	Install Sheet Piles	30	09-Oct-13 A	23-Dec-13	39	0	Install Sheet Piles																	
A3080	Test boring	10	09-Oct-13 A	07-Jan-14	39	0	Test boring																	
Stage 1A2																								
A3090	Carry out Pre-boring for Sheet Piling works	8	08-Jan-14	16-Jan-14	39	0	Carry out Pre-boring for Sheet Piling works																	
A3100	Install Sheet Piles	26	17-Jan-14	19-Feb-14	39	0	Install Sheet Piles																	
Tree Transplanting, up to 400mm dia																								
Tree Zones 1-5																								
A2440	Trees transplanting/tree removal - Zones 3, 4 & 5	12	06-Aug-13 A	22-Oct-13 A			Trees transplanting/tree removal - Zones 3, 4 & 5																	
A2460	Trees transplanting/tree removal - Zones 1 & 2	8	21-May-13 A	31-Oct-13	236	0	Trees transplanting/tree removal - Zones 1 & 2																	
Ground Investigation and Instrumentation																								
A3030	Carry Out Site Formation	19	18-Sep-13 A	11-Nov-13	39	0	Carry Out Site Formation																	
Victoria Park Side (VP Road & IEC West Bound)																								
A3070	Demobilisation of Sheet Piling Works	7	24-Dec-13	03-Jan-14	184	184	Demobilisation of Sheet Piling Works																	
Tree Transplanting, 400 to 500mm dia. (6 nos.)																								
A1880	Root cut resting period	52	28-Jul-13 A	03-Oct-13 A			Root cut resting period																	
A1870	Excavation & root pruning on last 2 opposite sides	1	28-Jun-13 A	05-Oct-13 A			Excavation & root pruning on last 2 opposite sides																	
A1895	Trees transplanting/tree removal	18	04-Oct-13 A	22-Oct-13 A			Trees transplanting/tree removal																	
A1899	Completion of trees transplanting @ Zone 6 along SR8	0		22-Oct-13 A			Completion of trees transplanting @ Zone 6 along SR8																	

- Remaining Level of Effort
- Actual Work
- Remaining Work
- Critical Remaining Work
- Milestone

Page 1 of 3
 Contract No. HY/2010/08: Central - Wanchai Bypass Tunnel +(Slip Road 8 Section) - 3 Months Rolling Programme

Date	Revision	Checked	Approved
24-Jul-13	Updated to 20th July 2013	DML/WC	
23-Aug-13	Updated to 20th Aug 2013	DML/WC	
23-Sep-13	Updated to 20th Sep 2013	DML/WC	
25-Oct-13	Updated to 20th Oct 2013	DML/WC	

Activity ID	Activity Name	Original Duration	Start	Finish	Total Float	Free Float	2013												2014				
							October				November				December				January				
							29	06	13	20	27	03	10	17	24	01	08	15	22	29	05	12	19
SR8 ZONE 7, Cha.420 to Ch.317.548																							
Temporary Traffic Diversion																							
A2620	Site Ingress / Egress near Tree Zone 9	4	21-Oct-13*	24-Oct-13	230	0																	
A2630	Site Ingress / Egress near Tree Zone 1	7	21-Oct-13	28-Oct-13	239	239																	
A2640	Tree Felling at Tsing Fung Street	6	01-Nov-13*	07-Nov-13	230	230																	
Utility Provision and Utility Diversion at VP																							
A2515	Construction of Transformer Pillar in VP (Tsing Fung Street)	18	10-Sep-13 A	09-Nov-13	204	0																	
A2520	Diversion of HEC 11kv Cables	30	21-Oct-13*	23-Nov-13	204	0																	
A2530	Water Supply Provision	12	25-Nov-13	07-Dec-13	204	0																	
A2540	Power Supply Provision	12	25-Nov-13	07-Dec-13	204	204																	
Tree Transplanting, up to 400mm dia. (44 nos.)																							
Tree Zones 6, 7, 8, 10 & 11																							
A2470	Trees transplanting/tree removal - Zones 6, 7 & 8	12	01-Aug-13 A	22-Oct-13 A																			
A25180	Trees transplanting/tree removal - Zone 10 & 11	6	12-Sep-13 A	26-Oct-13	22	4																	
Tree Transplanting, 400 to 500mm dia. (8 nos.)																							
A1930	Excavation & root pruning on last 2 opposite sides	1	03-Jun-13 A	19-Oct-13 A																			
A1940	Root cut resting period	50	20-Oct-13 A	17-Dec-13	-28	0																	
A2510	Completion of trees transplanting @ Zone 7 along SR8	0		24-Dec-13*	-28	190																	
A25120	Trees transplanting/tree removal	12	21-May-13 A	24-Dec-13	-28	0																	
Tree Transplanting, above 500mm dia. (7 nos.)																							
A1970	Excavation & root pruning on next 2 opposite sides	1	19-Sep-13 A	21-Oct-13	80	0																	
A1980	Root cut resting period	77	20-Sep-13 A	22-Jan-14	80	0																	
A1990	Excavation & root pruning on last 2 opposite sides	1	23-Jan-14	23-Jan-14	80	0																	
A2000	Root cut resting period	75	24-Jan-14	29-Apr-14	80	0																	
VP / IEC East Bound (SR8 ZONE 6, Ch.430 to Ch.420)																							
Stage 1																							
A2410	Erect walkway along seawall	28	21-Sep-13 A	21-Nov-13	90	0																	
A2430	Carry out utilities diversion (HEC 11kVa cables)	19	04-Oct-13 A	13-Dec-13	90	0																	
A2435	Construction working platform	4	09-Sep-13 A	18-Dec-13	90	0																	
A2450	Carry out utilities diversion (Water Main, Telecom)	13	19-Dec-13	06-Jan-14	90	0																	
A2480	Mobilization for sheet piling and pipe piling works	9	07-Jan-14	16-Jan-14	90	0																	
Stage 1A																							
A2500	Carry out pre-boring for sheet piling work	7	17-Jan-14	24-Jan-14	90	0																	
A2600	Pre-boring SPW for Treatment for Cable Trough	14	25-Jan-14	13-Feb-14	90	0																	
SR8 Zone 8,																							
Tree Zone 19																							
A1250	Root cut resting period	52	23-Aug-13 A	04-Oct-13 A																			
A1290	Trees transplanting / tree removal	4	05-Oct-13 A	12-Oct-13 A																			
Children's Playground																							

- Remaining Level of Effort
- Actual Work
- Remaining Work
- Critical Remaining Work
- ◆ Milestone

Date	Revision	Checked	Approved
24-Jul-13	Updated to 20th July 2013	DML/WC	
23-Aug-13	Updated to 20th Aug 2013	DML/WC	
23-Sep-13	Updated to 20th Sep 2013	DML/WC	
25-Oct-13	Updated to 20th Oct 2013	DML/WC	

Activity ID	Activity Name	Original Duration	Start	Finish	Total Float	Free Float	2013												2014					
							October				November				December				January					
							29	06	13	20	27	03	10	17	24	01	08	15	22	29	05	12	19	26
A1160	Demolition of existing pond	16	14-Sep-13 A	04-Oct-13 A			Demolition of existing pond																	
A1190	Backfill and paving of Base Slab	12	05-Oct-13 A	02-Nov-13	196	0	Backfill and paving of Base Slab																	
A1200	Construction of Foundation	14	05-Oct-13 A	19-Nov-13	196	0	Construction of Foundation																	
A1150	Tree protection	30	05-Oct-13 A	23-Nov-13	216	15	Tree protection																	
A1210	Construction of Drainage	12	20-Nov-13	03-Dec-13	196	0	Construction of Drainage																	
A2490	Start of Reprovisioning works for CP	0	12-Dec-13*		201	201	Start of Reprovisioning works for CP																	
A1220	Rubber Mat Installation	12	04-Dec-13	17-Dec-13	196	196	Rubber Mat Installation																	
Works for Public Works Regional Laboratory (North Lantau)																								
Transformer Room																								
PWRL_0770	Application for Permanent CLP Power (900A)	1	21-Oct-13*	21-Oct-13	0	0	Application for Permanent CLP Power (900A)																	
PWRL_0780	CLP Vetting and Approval	30	22-Oct-13	25-Nov-13	0	0	CLP Vetting and Approval																	
PWRL_0790	Construction of RC Transformer Room	80	26-Nov-13	05-Mar-14	0	0	Construction of RC Transformer Room																	
Dangerous Goods Store																								
PWRL_0560	Waterproofing to roof	1	15-Oct-13 A	18-Oct-13 A			Waterproofing to roof																	
PWRL_0535	E&M installation (wiring, lighting fixtures, AC unit, etc.)	8	15-Oct-13 A	29-Oct-13	231	0	E&M installation (wiring, lighting fixtures, AC unit, etc.)																	
PWRL_0540	Metal works (door, grill, grating etc.)	9	21-Oct-13 A	06-Nov-13	231	0	Metal works (door, grill, grating etc.)																	
PWRL_0550	Finishing Works	11	15-Oct-13 A	06-Nov-13	231	0	Finishing Works																	

- Remaining Level of Effort
- Actual Work
- Remaining Work
- Critical Remaining Work
- Milestone

Date	Revision	Checked	Approved
24-Jul-13	Updated to 20th July 2013	DML/WC	
23-Aug-13	Updated to 20th Aug 2013	DML/WC	
23-Sep-13	Updated to 20th Sep 2013	DML/WC	
25-Oct-13	Updated to 20th Oct 2013	DML/WC	