



# Environmental Monitoring and Audit for the Operation of the Hong Kong Disneyland Resort

Monthly Environmental Monitoring and Audit Report for Operating Month (12 August 2022 – 11 September 2022)

20 September 2022

Project No.: 0610286

Document details	
Document title	Environmental Monitoring and Audit for the Operation of the Hong Kong Disneyland Resort
Document subtitle	Monthly Environmental Monitoring and Audit Report for Operating Month (12 August 2022 – 11 September 2022)
Project No.	0610286
Date	20 September 2022
Version	1
Author	HW
Client Name	Hong Kong International Theme Parks Ltd.

#### Document history

Version	Revision	Author	Reviewed by	ERM approval to issue		Comments
				Name	Date	
Draft	1.0	HW	MT	FW	20.9.2022	-

---

## Signature Page

20 September 2022

# Monthly Environmental Monitoring and Audit Report for Operating Month (12 August 2022 – 11 September 2022)

Monthly Environmental Monitoring and Audit Report for Operating Month  
(12 August 2022 – 11 September 2022)

Certified by:



---

Mandy To  
Environmental Team Leader

Approved by:



---

Frank Wan  
Partner

**ERM-Hong Kong, Limited**  
2509, 25/F One Harbourfront  
18 Tak Fung Street  
Hung Hom, Kowloon  
Hong Kong

© Copyright 2022 by ERM Worldwide Group Ltd and/or its affiliates ("ERM").

All rights reserved. No part of this work may be reproduced or transmitted in any form,  
or by any means, without the prior written permission of ERM.

## CONTENTS

<b>EXECUTIVE SUMMARY .....</b>	<b>6</b>
Summary of Major Activities during Reporting Period.....	6
Changes Identified in this Reporting Period.....	6
Summary of Breaches of A/L Levels.....	6
Waste Management.....	6
Environmental Site Inspection .....	6
Environmental Complaint.....	6
Environmental Non-compliance .....	6
Future Key Issues.....	6
<b>1. INTRODUCTION .....</b>	<b>7</b>
1.1 Purpose of the Report.....	7
1.2 Project Information.....	7
1.3 Structure of the Report .....	7
<b>2. ENVIRONMENTAL MONITORING REQUIREMENT .....</b>	<b>8</b>
2.1 Fireworks Air Quality.....	8
2.1.1 Monitoring Locations.....	8
2.1.2 Monitoring Parameter and Equipment .....	9
2.1.3 Monitoring Frequency and Duration.....	9
2.1.4 RSP Sampling and Analytical Method .....	10
2.1.5 Compliance Assessment .....	10
2.2 Fireworks Noise and Fixed Plant Noise.....	10
2.2.1 Monitoring Locations.....	10
2.2.2 Monitoring Parameters.....	12
2.2.3 Monitoring Frequency and Duration.....	12
2.2.4 Monitoring Methodology.....	13
2.2.5 Compliance Assessment .....	13
2.3 Waste Management.....	14
2.3.1 Monitoring and Audit on the Implementation of Mitigation Measures.....	14
2.4 Terrestrial Ecology.....	14
2.5 Marine Ecology .....	15
<b>3. MONITORING RESULTS.....</b>	<b>16</b>
3.1 Air Quality .....	16
3.2 Fireworks Noise and Fixed Plant Noise .....	16
3.3 Waste Monitoring.....	16
3.4 Terrestrial Ecology.....	17
3.5 Marine Ecology .....	17
<b>4. ENVIRONMENTAL SITE INSPECTION .....</b>	<b>18</b>
4.1 Future Key Issues.....	18
<b>5. ENVIRONMENTAL NON-CONFORMANCE .....</b>	<b>19</b>
5.1 Summary of Monitoring Exceedance .....	19
5.2 Summary of Environmental Complaint .....	19
5.3 Summary of Environmental Summons and Successful Prosecution .....	19
<b>6. CONCLUSIONS .....</b>	<b>20</b>

## List of Appendices

<b>APPENDIX A</b>	<b>CALIBRATION CERTIFICATES FOR HVS AND SOUND LEVEL METERS</b>
<b>APPENDIX B</b>	<b>GRAPHICAL PRESENTATION OF THE AIR QUALITY MONITORING RESULTS</b>
<b>APPENDIX C</b>	<b>GRAPHICAL PRESENTATION OF THE FIREWORKS NOISE MONITORING RESULTS</b>
<b>APPENDIX D</b>	<b>GRAPHICAL PRESENTATION OF THE FIXED NOISE MONITORING RESULTS</b>
<b>APPENDIX E</b>	<b>SUMMARY OF IMPLEMENTATION STATUS</b>

## List of Tables

Table 2.1	Air Quality Monitoring Location .....	9
Table 2.2	Sampling Schedule for Air Quality Monitoring .....	10
Table 2.3	Sampling Schedule for Air Quality Monitoring .....	10
Table 2.4	Noise Monitoring Station .....	10
Table 2.5	Sampling Schedule for Noise Monitoring .....	13
Table 2.6	Noise Measurement Equipment.....	13
Table 2.7	Action and Limit Levels for Fixed Plant Noise Monitoring .....	14
Table 3.1	Fireworks Noise Monitoring Results .....	16
Table 3.2	Fixed Plant Noise Monitoring Results .....	16
Table 3.3	Quantities of Different Waste .....	17

## EXECUTIVE SUMMARY

Hongkong International Theme Parks Ltd (HKITP) started the operation of the Hong Kong Disneyland Resort on 12 September 2005. This Environmental Monitoring and Audit (EM&A) report presents the EM&A work carried out during the period from 12 August 2022 to 11 September 2022 in accordance with the Operational EM&A Plan (Revision H) and the Environmental Permit EP-01/059/2000/C.

### Summary of Major Activities during Reporting Period

The major activities undertaken in the Theme Park were operation of theme attractions, rides, ancillary restaurants, retail shops and servicing facilities. Office work and regular maintenance of machinery within the Theme Park were also undertaken in the Back-of-House Area.

### Changes Identified in this Reporting Period

There were no changes in the provision of service and environmental condition.

### Summary of Breaches of A/L Levels

No exceedance of the Action or Limit Level for fireworks noise and fixed plant noise monitoring was recorded during this reporting period.

### Waste Management

HKITP has followed the approved Operational Waste Management Plan (OWMP) (Revision B) for handling of municipal solid waste, chemical waste, grease trap waste, food waste, green waste and fireworks waste. A recycling programme has been implemented to collect various types of recyclables. HKITP has also implemented different waste minimisation measures for preventing waste generation at source.

### Environmental Site Inspection

A joint environmental site inspection was carried out on 29 August 2022 by the representatives of the HKITP and the Environmental Team (ET). Workshops of Main Street Antique Vehicle, Space Mountain and Winnie-the-Pooh were audited and no environmental concern was identified. The environmental performance for the different environmental issues (including air, water, noise, ecology and waste/chemical waste management) complied with environmental requirements and all necessary mitigation measures are properly implemented. No non-compliance in relation to the EIA recommendations was identified during the site inspection in this reporting period.

### Environmental Complaint

No environmental complaint was received in this reporting period.

### Environmental Non-compliance

No non-compliance associated with the operation of the resort was recorded in this reporting period. No environmental summons was received in this reporting period.

### Future Key Issues

Entertainment facilities and associated services within the Theme Park that will be provided in the coming monitoring period are the same as that provided in this reporting period. No potential environmental impacts are anticipated in the coming monitoring period.

## 1. INTRODUCTION

### 1.1 Purpose of the Report

This Environmental Monitoring and Audit (EM&A) report summarises the monitoring results and audit findings for the EM&A programme for the operation of the Hong Kong Disneyland Resort (the Resort) during the reporting period from **12 August 2022** to **11 September 2022**.

### 1.2 Project Information

The project background, duration, site description and management structure are all detailed in Section 2 of the first Monthly EM&A Report, and the organization and lines of communication with respect to environmental matter are shown in Section 1 of the fourteenth Monthly EM&A Report.

### 1.3 Structure of the Report

Following this introductory section, the remainder of this *Monthly EM&A Report* is organised as follows:

- **Section 1 : Introduction**  
details the scope and structure of the report.
- **Section 2 : Environmental Monitoring Requirement**  
summarises the monitoring parameters, locations, dates, times, frequencies and durations, monitoring methodology in accordance with the requirement stipulated in the EIA report and Operational EM&A Plan.
- **Section 3 : Monitoring Results**  
summarises the monitoring results, weather conditions, QA/QC results and the data analysis for this reporting period.
- **Section 4 : Environmental Site Inspection**  
summarises the audit findings of the monthly site inspection undertaken within this reporting period and future key issues.
- **Section 5 : Environmental Non-conformance**  
summarises any monitoring exceedances, non-compliances, environmental complaints and environmental summons within this reporting period.
- **Section 6 : Conclusions and Recommendations**

## 2. ENVIRONMENTAL MONITORING REQUIREMENT

It was recommended in the Environmental Impact Assessment for “*Construction of an International Theme Park in Penny’s Bay of North Lantau and its Essential Associated Infrastructures*” (EIA Report) and stated in the Operational EM&A Plan (Revision H) that operation monitoring associated with Resort operation should be conducted for the following parameters:

- Fireworks Air Quality for the first year of the operation
- Fireworks Noise and Fixed Plant Noise from Resort
- Waste Management
- Terrestrial Ecology (White Bellied Sea Eagles) for a 2–year period when the Theme Park Phase II fireworks displays are launched

The EM&A requirements for these parameters are summarised in this section.

### 2.1 Fireworks Air Quality

Air quality monitoring during the first operational year was conducted once every 2 weeks in the first 2 months of operation and once every three months thereafter. Samples for RSP, barium, copper, and dioxins were collected over a 24-hour period, the same as in the baseline sampling. A total of eight sets of air monitoring were conducted in the first year of operation and the monitoring results are available on the Operational EM&A web-site for the Resort (<http://www.themeparkatpennysbay-op.com.hk/>). As recommended in the EIA Report, future monitoring programme after the first operational year should be developed based on the monitoring results in the first year of operation.

The Annual Review Report for the first year of operation with respect to air quality and the proposal of the monitoring program for the second year of operation was submitted to the Environmental Protection Department (EPD) on 21 November 2006, and the revised Operational EM&A Plan (Revision B) was approved by the EPD on 26 January 2007. Air quality monitoring during the third year of operation has been reviewed and the revised Operational EM&A Plan (Revision C) was approved by the EPD on 19 December 2007.

The air quality monitoring on the rooftop of Peng Lai Court, Peng Chau previously conducted in accordance with the approved EM&A Plan (Revision C) could no longer be carried out as the Owner’s Corporation of Peng Lai Court refused the ET to conduct any air quality monitoring at the property. The rooftop of Peng Chau Fire Station was identified as the only suitable location for the air quality monitoring but the proposal was rejected by the Fire Services Department. With suitable monitoring locations in Peng Chau exhausted, only the air quality monitoring location at Discovery Bay would remain. As a result of the above, the location for air quality monitoring in the EM&A programme was reviewed. EPD confirmed in its letter of 11 August 2008 that the department had no objection to the termination of air quality monitoring at Peng Lai Court as proposed in the revised Operational EM&A Plan (Revision D). Operational EM&A Plan (Revision E) and Operational EM&A Plan (Revision F) were subsequently approved by the EPD on 21 November 2008 and 9 November 2009, respectively. The Operational EM&A Plan (Revision G) was submitted on 30 March 2012 for EPD’s approval, and was approved on 11 April 2012. The following sections describe the proposed monitoring programme for air quality during the seventh operational year of the Resort.

#### 2.1.1 Monitoring Locations

The designated air quality monitoring locations are described in **Table 2.1**.



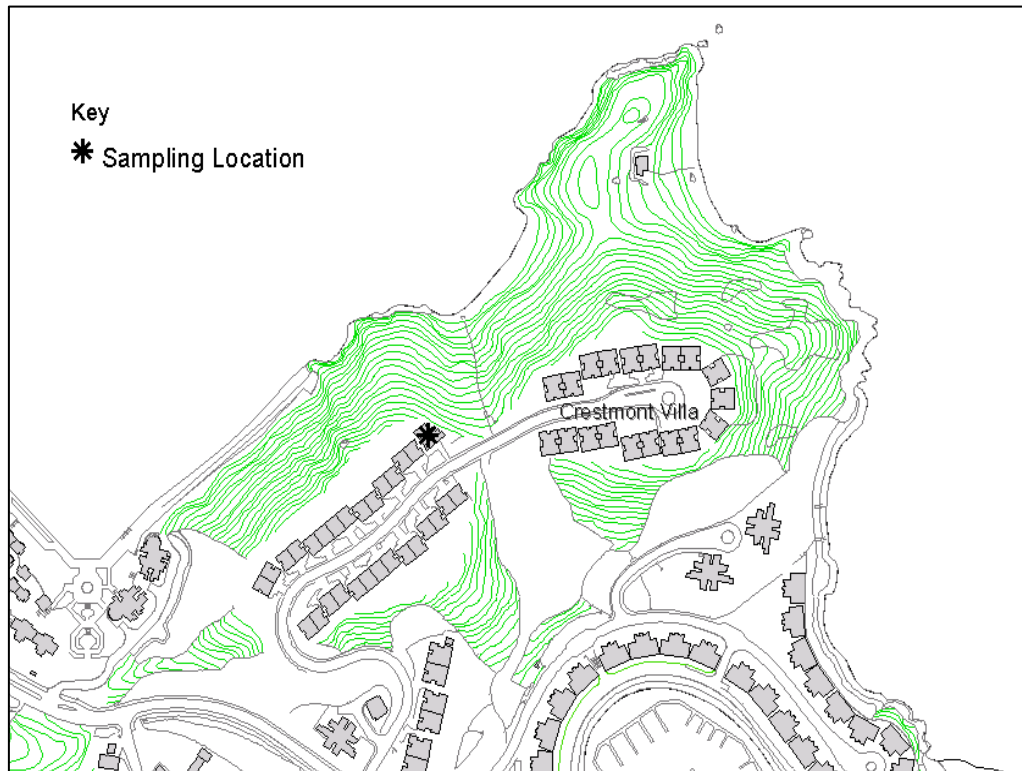
**Table 2.1 Air Quality Monitoring Location**

Station ID	Description
AM1	Rooftop of Crestmont Villa Management Office, Discovery Bay

*AM1 - Crestmont Villa Management Office, Discovery Bay*

Crestmont Villa Management Office (AM1) is a single storey high building, located approximately 2.7 km from the main launch area. The monitoring location was set at the rooftop approximately 5 m above the ground level, as shown in **Figure 2-1**.

**Figure 2-1 AM1 - Air Quality Monitoring Location at Discovery Bay**



**2.1.2 Monitoring Parameter and Equipment**

*Respirable Suspended Particulates*

24-hour Respirable Suspended Particulates (RSP) monitoring was performed using an Anderson High Volume Sampler (HVS) equipment with PM<sub>10</sub> inlet located at the designated monitoring location in Discovery Bay.

**2.1.3 Monitoring Frequency and Duration**

Sample for RSP was collected over a 24-hour period in accordance with the schedule as presented in **Table 2.2**.

**Table 2.2 Sampling Schedule for Air Quality Monitoring**

Parameters	Sampling Time (hours)	Methodology	Frequency	Locations
RSP	24	USEPA Method IO-2.1	Once every three months from the 2nd year of operation onwards	AM1

### 2.1.4 RSP Sampling and Analytical Method

The measurement of RSP was conducted in accordance with USEPA method IO-2.1 <sup>(1)</sup>. Air sample was drawn through an 8 x 10 inch glass fibre filter with measured flow rate over duration of 24 hours. The net weight of RSP collected by particulate filter was determined by gravimetric analysis. The level of RSP in  $\mu\text{g}/\text{m}^3$  was determined by dividing the total weight of particulate matters collected with the total standard volume of air sample.

A High Volume Sampler (HVS) was calibrated with a certified orifice type calibration kit. The filter was properly labeled and then sent to the laboratory of ALS Technichem (HK) Pty Ltd. The filter was equilibrated in the conditioning environment for 24 hours before weighing. The conditioning environment temperature was around 25 °C and not variable by more than  $\pm 3^\circ\text{C}$ ; the relative humidity (RH) was < 50% and not variable by more than  $\pm 5\%$ . A convenient working RH was 40%. Glass fibre filter was conditioned prior to the initial and final weighing.

### 2.1.5 Compliance Assessment

The Action and Limit levels for 24-hour RSP monitoring are presented in **Table 2.3**.

**Table 2.3 Sampling Schedule for Air Quality Monitoring**

Monitoring Station	24-hour RSP ( $\mu\text{g}/\text{m}^3$ )	
	Action Level	Limit Level
AM1	106	180

## 2.2 Fireworks Noise and Fixed Plant Noise

During the operational phase, it is recommended that noise monitoring is undertaken at one on-site location and two off-site locations in order to assess fixed plant noise and noise from the fireworks displays respectively. The Operational EM&A Plan was updated (Revision H) for the change in an off-site monitoring location approved by the EPD. The following sections describe the requirements for noise monitoring during the operational phase of the park.

### 2.2.1 Monitoring Locations

The noise monitoring locations are summarised in **Table 2.4**.

**Table 2.4 Noise Monitoring Station**

NSR No.	Identity/Description	Parameters
NM1	Rooftop of Cherish Court, Discovery Bay	Noise from Fireworks
NM2_1	Sea Crest Villa Block D, Peng Chau	Noise from Fireworks
NM4	Rooftop of the Central Maintenance Building	Fixed plant noise

<sup>(1)</sup> Reference to <http://www.epa.gov/ttn/amtic/files/ambient/inorganic/mthd-2-1.pdf>

### NM1 - Rooftop of Cherish Court, Discovery Bay

Cherish Court is located approximately 2.4 km from the main launch area. The façade measurement location was set at rooftop of Cherish Court approximately 53 m above the ground level, with an unobstructed view over-looking HKDL. The monitoring location of the equipment set up is presented in **Figure 2-2**.

**Figure 2-2 NM1 – Rooftop of Cherish Court, Discovery Bay**



### NM2\_1 – Sea Crest Villa Block D, Peng Chau

Sea Crest Villa Block D, Peng Chau is located approximately 2.7 km from the main launch area. The facade measurement location was set at 1.2 m above the ground level with a direct view overlooking the HKDL. The monitoring location of the equipment set up is presented in **Figure 2-3**.

**Figure 2-3 NM2\_1 – Sea Crest Villa Block D, Peng Chau**



### *NM4 – Rooftop of the Central Maintenance Building*

The rooftop of the Central Maintenance Building is about 9m above ground levels and will have an unshielded position overlooking the Resort. The monitoring location of the equipment set up is presented in **Figure 2-4**.

**Figure 2-4 NM4 – Rooftop of Central Maintenance Building**



### **2.2.2 Monitoring Parameters**

#### *Fixed Plant Noise*

For fixed plant noise, six consecutive monitoring of  $L_{Aeq, 5 \text{ min}}$  reading were carried out to calculate the  $L_{Aeq, 30 \text{ min}}$  noise level.

#### *Fireworks Noise*

For fireworks noise, a  $L_{Aeq, 5 \text{ min}}$  measurement was taken for the 20 minutes timeframe that included all fireworks noise levels. Any significant influences on the measured noise levels were taken into account in accordance with standard acoustical principles and practices. The Corrected Noise Level created by the fireworks was computed based on the Background Noise Level and Measured Noise Level.

### **2.2.3 Monitoring Frequency and Duration**

Following any significant changes to the park's operations or fireworks displays (such as the introduction of a new ride or a change in the type or number of fireworks included within the display), fixed plant noise and fireworks noise monitoring will be undertaken once every six days for one month to ensure compliance with the noise criteria. At all other times, noise monitoring of fixed plant and fireworks noise will be undertaken once a month.

The monitoring programme is presented in **Table 2.5**.

**Table 2.5 Sampling Schedule for Noise Monitoring**

Parameters	Sampling Time	Methodology	Frequency	Locations
Firework Noise	L <sub>Aeq, 5min</sub> before, during and after the firework show within the period of 20:15 to 21:05 hrs	IEC 651:1979 and 804:1985 (Type 1)	<ul style="list-style-type: none"> <li>■ once every 6 days for the first month of operation, thereafter once every month throughout the operation.</li> <li>■ monitoring will be undertaken once every six days for one month when there is a new ride or a change in the type or number of fireworks included within the display</li> </ul>	NM1 & NM2_1
Fixed Plant Noise	6 consecutive monitoring of L <sub>Aeq, 5 min</sub>	IEC 651:1979 and 804:1985 (Type 1)		NM4

### 2.2.4 Monitoring Methodology

Facade noise measurements were carried out at the monitoring stations. The sound level meters and calibrator used for the noise monitoring, as listed in **Table 2.6** below, complies with IEC 651: 1979 and 804:1985 (Type 1) specification. Both microphones were positioned at 1m from a facade, which have a direct line of sight to the Resort perimeter.

Fixed plant noise monitoring was conducted within non-fireworks hours in accordance with the methodology stated in the Operational EM&A Plan (Revision H).

**Table 2.6 Noise Measurement Equipment**

Monitoring Location	Monitoring Equipment
NM1 Cherish Court, Discovery Bay	Rion NL-52 sound level meter Larson Davis CAL200 calibrator
NM2_1 Sea Crest Villa Block D, Peng Chau	Rion NL-52 sound level meter Rion NC-75 calibrator
NM4 Central Maintenance Building	Rion NL-52 Sound Level Meter Rion NC-75 calibrator

Noise monitoring was conducted with reference to the calibration and measurement procedures as stated in the Technical Memorandum for the Assessment of Noise from Places other than Domestic Premises, Public Places or Construction Sites (IND-TM). Immediately prior to and following each noise measurement the accuracy of the monitoring equipment was checked using an acoustic calibrator generating a known sound pressure level at a known frequency. Measurements were accepted as the calibration level from before and after the noise measurement agree to within 1.0 dB.

The sound level meters and acoustic calibrator were complied with the IEC 651: 1979 and 804:1985 (Type 1) specification and were calibrated at the frequency of every two years. The relevant calibration certificates are presented in **Appendix A**.

Noise measurements were made without the presence of fog and rain, and with steady wind speed and gusts not exceeding 5ms<sup>-1</sup> and 10 ms<sup>-1</sup>, respectively in accordance with international standards and practices <sup>(1)</sup>. Broadband measurement of L<sub>Aeq</sub>, L<sub>10</sub>, L<sub>90</sub>, L<sub>max</sub> and L<sub>min</sub> has been recorded at 100ms interval.

### 2.2.5 Compliance Assessment

#### Fireworks Displays

During monitoring, a detailed log of noise event was undertaken to record down any significant extraneous noise activities. The noise measurement was conducted in accordance with the agreed monitoring methodology which was adopted in the monitoring during trial fireworks displays. Any significant influences on the measured noise levels were taken into account in accordance with standard acoustical principles and practices. The corrected noise level, which will be the noise level

<sup>(1)</sup> ISO 11819-1:1997 and ISO/FDIS 13472-1:2001

generated by the Fireworks Show at HKDL, will then be compared against the maximum noise level of  $L_{eq, 15 \text{ min}} 55\text{dB(A)}$  at NM1 and NM2\_1 as recommended in the EIA and stated in the Operational EM&A Plan (Revision H). HKITP will adopt  $L_{eq, 15 \text{ min}} 55\text{dB(A)}$  as the Limit Level.

### Fixed Plant Noise

As recommended in the EIA and stated in the Operational EM&A Plan (Revision H), HKITP will adopt the maximum fixed plant site perimeter noise level (ie Limit Level) of  $L_{Aeq(30 \text{ min})} 75 \text{ dB(A)}$  at the perimeter of the Resort (NM4). HKITP will follow the Action and Limit (A/L) Levels as recommended in EIA which are summarised in **Table 2.7**.

**Table 2.7 Action and Limit Levels for Fixed Plant Noise Monitoring**

Parameter	Action Level	Limit Level
Fixed Plant Noise	When one documented complaint is received from any one of the sensitive receivers	$L_{Aeq(30 \text{ min})} 75 \text{ dB(A)}$

## 2.3 Waste Management

The potential environmental impacts associated with the handling and disposal of waste arising from the resort operations have been assessed in the EIA. In accordance with the requirement stipulated in Condition 3.21 of the EP-01/059/2000/B (EP), an Operation Waste Management Plan (OWMP) shall be submitted to EPD for approval at least one month before the Project commences operation. The OWMP was prepared by the HKITP and submitted to EPD and obtained approval on 12 August 2005. Subsequently, the OWMP (Revision A) was submitted on 30 March 2012 for EPD's approval under Condition 1.10 of the EP, and was approved on 11 April 2012. The OWMP (Revision A) included waste avoidance measures, material recovery and recycling programme and waste management audit framework. The OWMP (Revision B) included an update of additional refuse collection points (RCPs) in new areas of the theme park and was approved by EPD on 26 April 2013. With the implementation of the OWMP (Revision B), the EIA has concluded that minimal environmental impacts are anticipated for the handling, storage, treatment and disposal of waste arising from the Resort operations.

### 2.3.1 Monitoring and Audit on the Implementation of Mitigation Measures

It is recommended that auditing of each waste stream should be carried out periodically to determine if wastes are being managed in accordance with the approved OWMP (Revision B). The objectives of the waste management monitoring and audit are:

- to ensure the wastes are handled, collected, stored and transferred and disposed of in compliance with the Waste Disposal Ordinance and the relevant regulations, and
- to ensure the waste management plan, in particular the environmental mitigation measures, is implemented properly and effectively.

The monitoring and audit covered the waste handling, recycling and disposal procedures within the Resort, as well as off-site sorting facility and the composting facility. Records identifying the waste arisings, the nature and composition of materials, the quantities of materials reduced, reused, recycled and otherwise recovered were kept for monitoring to check the effectiveness of waste reduction measures implemented. Summary of the waste monitoring and audit results for this reporting period is given in **Section 3.3**.

## 2.4 Terrestrial Ecology

The EIA summarised that during the operational phase there exists the potential for the White-bellied Sea Eagles to abandon their nesting site due to noise from the laser shows (which will not be undertaken on opening day program) and the fireworks shows. The EIA also stated that "human interference impact identified may be mitigated by the further prohibition of human access during

Project operation by secure fencing of the site”. It was also recommended to extend the monitoring programme to monitor the reaction of these birds to the fireworks shows.

It was agreed between HKITP, CEDD and EPD that monitoring of White-bellied Sea Eagle would be conducted by CEDD and the monitoring results will be distributed to HKITP until completion of Government’s works in the Penny’s Bay Development Area. Construction works for Penny’s Bay Reclamation Stage 2 were completed in February 2008. Monthly terrestrial ecological monitoring by CEDD was terminated after February 2008 with the approval from EPD. The need for the monitoring of White-bellied Sea Eagles by HKITP after completion of CEDD’s works was agreed with EPD on 27 June 2008, and the monitoring of White-bellied Sea Eagles will be conducted for a 2-year period when the Theme Park Phase II fireworks displays are launched.

## **2.5 Marine Ecology**

The EIA concluded that operational impacts to marine ecological resources may occur through disturbances to water quality due to changes in the hydrodynamic regime (note however that the water quality assessment in the EIA predicted “no adverse impacts”). It was also predicted in the EIA that there will be an increase in the number of vessels travelling between Victoria Harbour and Penny’s Bay. The EIA concluded that these vessels will not be travelling at high speed and as the area is not identified as critical habitat to the Indo-Pacific Humpback Dolphin, unacceptable impacts are not predicted with the implementation of mitigation measures.

The EIA proposed a construction/operation dolphin/porpoise monitoring programme be established to evaluate whether the works had any effect on the mammals. It has been agreed between HKITP, CEDD and EPD that monitoring of dolphin/porpoise will be conducted by CEDD and the monitoring results will be distributed to HKITP until completion of Government’s works in the Penny’s Bay Development Area. Dredging activities for Penny’s Bay Reclamation Stage 2 was completed in December 2005. Filling of sand and sorted public fill was also completed on 30 July 2007 and 13 June 2007 respectively. Monthly marine ecological monitoring by CEDD was terminated after December 2007 with the approval from EPD. The need for continued monitoring of marine mammals by HKITP after the completion of CEDD’s works was agreed with EPD on 27 June 2008, and further monitoring of marine ecology (dolphin/porpoise) would be continued for one year starting from the 35<sup>th</sup> reporting period to the 46<sup>th</sup> reporting period (inclusive). HKITP has proposed, in consultation with AFCD, to terminate the monitoring of marine mammals after July 2009. The proposal was submitted on 6 August 2009 for EPD’s approval. The Operational EM&A Plan (Revision F) was submitted on 27 October 2009 to EPD for approval, and was approved on 9 November 2009.

### 3. MONITORING RESULTS

#### 3.1 Air Quality

No air quality monitoring was conducted during the reporting period. The trend of monitoring results is plotted in **Appendix B**.

#### 3.2 Fireworks Noise and Fixed Plant Noise

In accordance with the sampling schedule for noise monitoring as presented in **Table 2.5**, one round of fireworks noise monitoring and fixed plant noise monitoring were conducted during this reporting period. The fireworks and fixed plant noise levels at the monitoring locations are given in **Table 3.1 and Table 3.2** and graphically presented in **Appendix C and Appendix D**, respectively.

No exceedance of the Action or Limit Level of fireworks noise and fixed plant noise was recorded at the monitoring station.

**Table 3.1 Fireworks Noise Monitoring Results**

Location	Date	Time Period, hrs	LAeq 5mins, dB(A) - ambient before	LAeq 5mins, dB(A) - ambient after	LAeq 5mins, dB(A) - average ambient	LAeq 5mins, dB(A) – Measured noise level	LAeq 5mins, Corrected noise levels
NM1 - Cherish Court, Discovery Bay	26 Aug 2022	20:45:00-21:35:00	52.4	53.7	53.1	53.3	40.6
NM2_1 - Sea Crest Villa Block D, Peng Chau	26 Aug 2022	20:45:00-21:35:00	49.5	46.1	48.1	50.1	45.8

**Table 3.2 Fixed Plant Noise Monitoring Results**

Location	Date	Time Period, hrs	Measured Noise Levels, dB(A)				
			LAeq	Lmin	Lmax	L90	L10
NM4 - Central Maintenance Building	29 Aug 2022	15:15:00 – 15:45:00	63.6	56.3	74.9	61.2	66.7

#### 3.3 Waste Monitoring

HKITP has followed the approved Operational Waste Management Plan (OWMP) (Revision B) on procedures for handling of municipal solid waste, chemical waste, grease trap waste, food waste, green waste and fireworks waste.

Reference has been made to the waste flow tables prepared by waste collectors and the quantities of different wastes collected, disposed of or recycled are summarised in **Table 3.3**.

Apart from the above quantities of waste recycled, HKITP has implemented various waste minimisation measures from the start of operation, which prevented waste generation at source. These contributed to the overall amount of waste “diverted” from landfill disposal. These measures include use of reusable utensils, tableware & trays instead of disposables in some of the fast-food outlets; use of fast-action hand dryers in lieu of paper towels in most public wash room facilities; use of reusable delivery cages, totes and wagons as opposed to wooden pallets and paper cardboard box for distribution of merchandise and food materials from the central distribution center to various outlets



within the Theme Park; use of rechargeable batteries rather than disposable ones wherever possible; and recycle used rechargeable batteries; etc.

**Table 3.3 Quantities of Different Waste**

Month / Year	Quantity, tonnes / kg						
	Municipal Solid Waste <sup>(a)</sup>	Recyclable Materials <sup>(b)</sup>	Food and green waste collected for recycling <sup>(c)</sup>		Wastes Avoided <sup>(d)</sup>	Chemical Waste <sup>(e)</sup>	
			Food Waste	Green Waste		Solid	Liquid
8 Aug 2022 – 11 Sep 2022	347.1 tonnes	66.19 tonnes	59.41 tonnes	33.986 tonnes	7.387 tonnes	0 kg	1000 L

**Notes:**

- Waste disposal reports dated between 8 August 2022 and 11 September 2022 were provided by HKITP's waste management vendor on weekly basis.
- Recyclable materials (paper, cardboard, plastics, metals, used kitchen oil, toner cartridges, electronic wastes and glass beverage bottles) were collected by third party recyclers. Additionally, no hotel amenities (shower gel, shampoo) were donated during the reporting period.
- 58.385 tonnes of food waste was collected by recycler between 8 August 2022 and 11 September 2022, and 1025 kg of surplus food was donated during the reporting period. 33,986 kg of green waste was collected for recycling during the reporting period.
- The quantity of wastes avoided in this reporting period is estimated based on a few selected representative measures being implemented which include: the use of reusable containers instead of disposables in the fast food outlets; minimisation of packaging provided for the merchandise items; and the provision of electric hand dryers instead of paper towels in washrooms in the theme park.
- A registered chemical waste collector has been engaged for the collection of chemical wastes for disposal or recycling at licensed facilities.

### 3.4 Terrestrial Ecology

The need for the monitoring of White-bellied Sea Eagles by HKITP after completion of CEDD's works was agreed with EPD on 27 June 2008, and the monitoring of White-bellied Sea Eagles will be conducted for a 2-year period when the Theme Park Phase II fireworks displays are launched.

### 3.5 Marine Ecology

The need for continued monitoring of marine mammals by HKITP after the completion of CEDD's works was agreed with EPD on 27 June 2008, and the monitoring of dolphin/porpoise would be continued twice per month for one year starting from the 35<sup>th</sup> reporting period to the 46<sup>th</sup> reporting period (inclusive) following the monitoring methodology adopted by CEDD. HKITP has proposed, in consultation with AFCD, to terminate the monitoring of marine mammals after July 2009. The proposal was submitted on 6 August 2009 for EPD's approval. The Operational EM&A Plan (Revision F) was submitted on 27 October 2009 to EPD for approval, and was approved on 9 November 2009.

## 4. ENVIRONMENTAL SITE INSPECTION

Based on the Operational EM&A Plan (Revision H), site inspection is to be carried out by the ET once per reporting period. A joint environmental site inspection was, therefore, carried out by the representatives of the HKITP and ET on 29 August 2022.

The major activities undertaken in the Theme Park are the operation of theme park attractions, rides, fireworks displays, ancillary restaurants, retail shops and servicing facilities. Office work and regular maintenance of machinery within the Theme Park is also undertaken in the Back-of-House Area.

The environmental performance for the different environmental issues (including air, water, noise, ecology and waste/chemical waste management) complied with environmental requirements and all necessary mitigation measures were properly implemented. The HKITP has implemented environmental mitigation measures and requirements as stated in the EIA Report, the Environmental Permit and Operational EM&A Plan (Revision H). The implementation status of recommended mitigation measures under the EP during this reporting period is summarised in **Appendix E**.

Workshops of Main Street Antique Vehicle, Space Mountain and Winnie-the-Pooh were audited and no environmental concern was identified during the site inspection in the reporting period.

No non-compliance in relation to the EIA recommendations was identified during the site inspection in this reporting period and therefore no further actions are required. The ET will keep track of the EM&A programme to check compliance with environmental requirements and the proper implementation of all necessary mitigation measures.

### 4.1 Future Key Issues

Entertainment facilities and associated services within the Hong Kong Disneyland Resort to be provided in the coming monitoring period will be the same as that provided in this reporting period. No potential environmental impacts are anticipated in the coming monitoring period.

## **5. ENVIRONMENTAL NON-CONFORMANCE**

### **5.1 Summary of Monitoring Exceedance**

No monitoring exceedance was recorded in this reporting period.

### **5.2 Summary of Environmental Complaint**

No environmental complaint was received in this reporting period.

### **5.3 Summary of Environmental Summons and Successful Prosecution**

No summons was received in this reporting period.

## 6. CONCLUSIONS

This Environmental Monitoring and Audit (EM&A) Report presents the EM&A work undertaken during the period from 12 August 2022 to 11 September 2022 in accordance with Operational EM&A Plan (Revision H) and the requirement under Environmental Permit EP-01/059/2000/C.

Monitoring of fireworks noise and fixed plant noise was carried out at designated monitoring locations during this reporting period and there were no monitoring exceedances recorded in this reporting period.

Waste management procedures recommended in the approved Operational Waste Management Plan (OWMP) (Revision B) were implemented.

The environmental performance for the different environmental issues (including air, water, noise, ecology and waste/chemical waste management) complied with environmental requirements and all necessary mitigation measures were properly implemented. No non-compliance in relation to the EIA recommendations was identified during the site inspection in this reporting period. No complaint or summons was received during this reporting period.

## **APPENDIX A      CALIBRATION CERTIFICATES FOR HVS AND SOUND LEVEL METERS**



## REPORT OF EQUIPMENT PERFORMANCE CHECK/CALIBRATION

<b>CONTACT:</b>	MR CHRIS HOI	<b>WORK ORDER:</b>	HK2226611
<b>CLIENT:</b>	ERM HONG KONG	<b>SUB-BATCH:</b>	1
<b>ADDRESS:</b>	2509, 25/F, ONE HARBOURFRONT, 18 TAK FUNG STREET, HUNGHOM, KOWLOON, HONG KONG	<b>LABORATORY:</b>	HONG KONG
<b>PROJECT:</b>	QUARTERLY RSP MONITORING FOR DISNEY FIREWORK (2021 - 2023)	<b>DATE RECEIVED:</b>	11-Jul-2022
		<b>DATE OF ISSUE:</b>	15-Jul-2022

### SPECIFIC COMMENTS

It is certified that the item under calibration/checking has been calibrated/checked by corresponding calibrated equipment in the laboratory.  
Maximum Tolerance and calibration frequency stated in the report, unless otherwise stated, the internal acceptance criteria of ALS will be followed.

Equipment Type: High Volume Sampler  
Service Nature: Performance Check  
Scope of Test: Flow Rate  
Brand Name: TISCH  
Model No.: --  
Serial No.: --  
Equipment No.: HK649  
Date of Calibration: 08 July, 2022

### GENERAL COMMENTS

This report superseded any previous report(s) with same work order number.

Mr Chan Siu Ming, Weo  
Manager - Inorganics



Calibration Report for High Volume Sampler (RSP Sampler)

Report No. : HK2226611  
 Location : DISCOVERY BAY

Equipment No. : HK649  
 Calibration date : 08-Jul-2022  
 Calibration Due date : 08-Oct-2022

CALIBRATION OF CONTINUOUS FLOW RECORDER

Ambient Condition					
Ambient			Seasonal		
			15/07/2022		
Temperature, Ta	304.0	K	Temperature, Ts	301.9	K
Pressure, Pa	1002.0	hPa	Pressure, Ps	1008.3	hPa
Orifice Transfer Standards Information					
Equipment No.	TE-5025A (#1612)	Slope, m <sub>c</sub>	1.25135	Intercept, b <sub>c</sub>	-0.00574
Last Calibration Date	27-December-2021	$Q_a = [ \sqrt{(\Delta H \cdot Ta / Pa) - b_c} ] / m_c$			
Next Calibration Date	27-December-2022				

Calibration of RSP						
Calibration Point	Manometer Reading			Q <sub>std</sub> (m <sup>3</sup> /min) X-axis	Continuous Flow Recorder, W (CFM)	W[(Ta+30/Pa) <sup>1/2</sup> ] Y-axis
	(up)	(down)	(ΔH)			
1	5.5	5.4	10.9	1.4578	52	30.0222
2	4.6	4.5	9.1	1.3324	46	26.5581
3	3.6	3.6	7.2	1.1857	42	24.2487
4	2.2	2.1	4.3	0.9174	32	18.4752
5	1.4	1.3	2.7	0.7279	24	13.8564

By Linear Regression of Y Vs X

Correlation coefficient, R = 0.9982  
 Slope, m = 21.5465  
 Intercept, b = -1.5912  
 Calibration result :

\*If the correlation coefficient, R is < 0.9900. Checking and recalibration are required.

Remarks : \_\_\_\_\_

Calibration by : Sam Wong  
 Signature : Sam Wong  
 Date : 08-Jul-2022

Checked by : Iris Lin  
 Signature : Iris Lin  
 Date : 08-Jul-2022



# Calibration Certificate

Certificate No. **206453**

Page 1 of 4 Pages

**Customer :** Environmental Resources Management

**Address :** 2509, 25/F, One Harbourfront, 18 Tak Fung Street, Hung Hom, Kowloon, Hong Kong

**Order No. :** Q22535

**Date of receipt :** 22-Jul-22

## Item Tested

**Description :** Sound Level Meter

**Manufacturer :** RION

**I.D. :** --

**Model :** NL-52

**Serial No. :** 01298719

## Test Conditions

**Date of Test :** 1-Aug-22

**Supply Voltage :** --

**Ambient Temperature :** (23 ± 3)°C

**Relative Humidity :** (50 ± 25) %

## Test Specifications

Calibration check.

The UUT has an indication that it conforms to IEC 61672-1:2013/2002 Class 1

Ref. Document/Procedure: Z01, IEC 61672-1:2013, IEC 61260-1:2014.

## Test Results

All results were within the IEC 61672 Class 1, manufacturer's specification or Tolerance.

The results are shown in the attached page(s).


Main Test equipment used:

<u>Equipment No.</u>	<u>Description</u>	<u>Cert. No.</u>	<u>Traceable to</u>
S240	Sound Level Calibrator	203900	NIM-PRC & SCL-HKSAR
S017	Multi-Function Generator	C211339	SCL-HKSAR

The values given in this Calibration Certificate only relate to the values measured at the time of the test and any uncertainties quoted will not include allowance for the equipment long term drift, variations with environmental changes, vibration and shock during transportation, overloading, mis-handling, or the capability of any other laboratory to repeat the measurement. Hong Kong Calibration Ltd. shall not be liable for any loss or damage resulting from the use of the equipment.

The test equipment used for calibration are traceable to International System of Units (SI), or by reference to a natural constant.  
The test results apply to the above Unit-Under-Test only

**Calibrated by :**   
Elva Chong

**Approved by :**   
Kin Wong

This Certificate is issued by:  
Hong Kong Calibration Ltd.  
Unit 8B, 24/F., Well Fung Industrial Centre, No. 58-76, Ta Chuen Ping Street, Kwai Chung, NT, Hong Kong  
Tel: 2425 8801 Fax: 2425 8646

**Date:** 1-Aug-22





# Calibration Certificate

Certificate No. **206453**

Page 2 of 4 Pages

All tests were performed on UUT's 20-130 dB range, unless specified otherwise.

Results :

## Acoustical signal test

### 1. Indication at the Calibration Check Frequency ( 1kHz )

UUT Setting		Applied Value (dB)	UUT Reading (dB)
Weight.	Response		After Adjust.*
A	F	94.0	93.9
	S		93.9
C	F		93.9
Z			93.9

\*Adjustment using the customer's sound calibrator was performed immediately before test.

Tolerance :  $\pm 1.0$  dB

Uncertainty :  $\pm 0.1$  dB

### 2. Self-generated noise (Microphone Installed, most sensitive range) : 16.2 dBA (Mfr's Spec. $\leq 17$ dBA)

## Electrical signal tests

### 3. Frequency weightings ( A ,F )

Frequency	Attenuation (dB)	IEC 61672-1 Class 1 Spec.
31.5 Hz	-39.6	- 39.4 dB, $\pm 1.5$ dB
63 Hz	-26.1	- 26.2 dB, $\pm 1.0$ dB
125 Hz	-16.1	- 16.1 dB, $\pm 1.0$ dB
250 Hz	-8.6	- 8.6 dB, $\pm 1.0$ dB
500 Hz	-3.1	- 3.2 dB, $\pm 1.0$ dB
1 kHz	0.0 (Ref)	0 dB, $\pm 0.7$ dB
2 kHz	+1.1	+ 1.2 dB, $\pm 1.0$ dB
4 kHz	+0.7	+ 1.0 dB, $\pm 1.0$ dB
8 kHz	-1.1	- 1.1 dB, + 1.5 dB $\sim$ -2.5 dB
16 kHz	-8.5	- 6.6 dB, + 2.5 dB $\sim$ - 16.0 dB

Uncertainty :  $\pm 0.1$  dB



# Calibration Certificate

Certificate No. 206453

Page 3 of 4 Pages

## 4. Frequency & Time weightings

### 4.1 Frequency Weighting ( 1kHz )

UUT Setting		Anticipated Value (dB)	UUT Reading (dB)	IEC 61672-1 Class 1 Spec.
Time Weight.	Freq. Weight.			
F	A	94.0	94.0 (Ref.)	--
	C		94.0	± 0.2 dB
	Z		94.0	

Uncertainty : ± 0.1 dB

### 4.2 Time Weighting ( 1kHz )

UUT Setting		Anticipated Value (dB)	UUT Reading (dB)	IEC 61672-1 Class 1 Spec.
Time Weight.	Freq. Weight.			
F	A	94.0	94.0 (Ref.)	--
S			94.0	± 0.1 dB
eq			94.0	

Uncertainty : ± 0.1 dB

## 5. Level Linearity on the Reference Level Range ( 8 kHz, A, F )

Anticipated Value (dB)	UUT Reading (dB)	IEC 61672-1 Class 1 Spec.
124.0	124.0	± 0.8 dB
114.0	114.0	
104.0	104.0	
94.0	94.0 (Ref.)	
84.0	84.0	
74.0	74.0	
64.0	64.0	
54.0	54.0	
44.0	44.1	

Uncertainty : ± 0.1 dB

## 6. Level Linearity including the level range control ( 1 kHz, A, F )

N.A. ( UUT is single range )



# Calibration Certificate

Certificate No. 206453

Page 4 of 4 Pages

## 7. Filter Characteristics

### 7.1 1/1 – Octave Filter

Frequency	Attenuation (dB)	Tolerance (dB) <small>(Ref.: IEC 61260-1 Class 1 Spec.)</small>
125 Hz	-76.8	< - 60
250 Hz	-70.7	< - 40.5
500 Hz	-43.0	< - 16.6
707 Hz	-4.6	+ 0.4 ~ - 5.3
1 kHz (Ref)	--	--
1.414 kHz	-2.5	+ 0.4 ~ - 5.3
2 kHz	-39.8	< - 16.6
4 kHz	-85.9	< - 40.5
8 kHz	-86.3	< - 60

Uncertainty :  $\pm 0.25$  dB

### 7.2 1/3 – Octave Filter

Frequency	Attenuation (dB)	Tolerance (dB) <small>(Ref.: IEC 61260-1 Class 1 Spec.)</small>
326 Hz	-70.9	< - 60
530 Hz	-50.1	< - 40.5
772 Hz	-23.3	< - 16.6
891 Hz	-3.9	+ 0.4 ~ - 5.3
1 kHz (Ref)	--	--
1.122 kHz	-3.5	+ 0.4 ~ - 5.3
1.296 kHz	-22.1	< - 16.6
1.887 kHz	-46.6	< - 40.5
3.070 kHz	-92.5	< - 60

Uncertainty :  $\pm 0.25$  dB

Remarks : 1. UUT : Unit-Under-Test

2. The uncertainty claimed is for a confidence probability of not less than 95%.

3. Atmospheric Pressure: 1 016 hPa.

4. Microphone model: UC-59, S/N: 16557.

5. Preamplifier model: NH-25, S/N: 98983.

----- END -----



# Calibration Certificate

Certificate No. **206454**

Page 1 of 2 Pages

**Customer :** Environmental Resources Management

**Address :** 2509, 25/F, One Harbourfront, 18 Tak Fung Street, Hung Hom, Kowloon, Hong Kong

**Order No. :** Q22535

**Date of receipt :** 22-Jul-22

## Item Tested

**Description :** Sound Calibrator

**Manufacturer :** RION

**I.D. :** --

**Model :** NC-75

**Serial No. :** 34302322

## Test Conditions

**Date of Test :** 1-Aug-22

**Supply Voltage :** --

**Ambient Temperature :** (23 ± 3)°C

**Relative Humidity :** (50 ± 25) %

## Test Specifications

Calibration check.

The UUT has an indication that it conforms to IEC 60942:2017 Class 1.

Ref. Document/Procedure : F21, Z02, IEC 60942:2017.

## Test Results

All results were within the IEC 60942 Class 1 specification.

The results are shown in the attached page(s).


Main Test equipment used:

<u>Equipment No.</u>	<u>Description</u>	<u>Cert. No.</u>	<u>Traceable to</u>
S014	Spectrum Analyzer	206538	NIM-PRC & SCL-HKSAR
S240	Sound Level Calibrator	203900	NIM-PRC & SCL-HKSAR
S041	Universal Counter	201782	SCL-HKSAR
S206	Sound Level Meter	203311	SCL-HKSAR

The values given in this Calibration Certificate only relate to the values measured at the time of the test and any uncertainties quoted will not include allowance for the equipment long term drift, variations with environmental changes, vibration and shock during transportation, overloading, mis-handling, or the capability of any other laboratory to repeat the measurement. Hong Kong Calibration Ltd. shall not be liable for any loss or damage resulting from the use of the equipment.

The test equipment used for calibration are traceable to International System of Units (SI), or by reference to a natural constant.  
The test results apply to the above Unit-Under-Test only

**Calibrated by :**   
Elva Chong

**Approved by :**   
Kin Wong

**Date:** 1-Aug-22



# Calibration Certificate

Certificate No. 206454

Page 2 of 2 Pages

Results :

## 1. Generated Sound Pressure Level

UUT Nominal Value (dB)	Measured Value (dB)	IEC 60942 Class 1 Spec.
94.0	94.2	± 0.25 dB

Uncertainty : ± 0.2 dB

## 2. Short-term Level Fluctuation : 0.0 dB

IEC 60942 Class 1 Spec. : ± 0.07 dB

Uncertainty : ± 0.05 dB

## 3. Frequency

UUT Nominal Value (kHz)	Measured Value (kHz)	IEC 60942 Class 1 Spec.
1	1.000	± 0.7 %

Uncertainty : ± 3.6 x 10<sup>-6</sup>

## 4. Total Distortion + Noise : < 0.2 %

IEC 60942 Class 1 Spec. : < 2.5 %

Uncertainty : ± 2.3 % of reading

Remark : 1. UUT : Unit-Under-Test

2. The uncertainty claimed is for a confidence probability of not less than 95%.

3. Atmospheric Pressure : 1 016 hPa.

----- END -----



輝創工程有限公司

Sun Creation Engineering Limited

Calibration & Testing Laboratory

# Certificate of Calibration

## 校正證書

Certificate No. : C214064

證書編號

ITEM TESTED / 送檢項目 ( Job No. / 序引編號 : IC21-1260 )

Date of Receipt / 收件日期 : 28 June 2021

Description / 儀器名稱 : Sound Level Meter

Manufacturer / 製造商 : Rion

Model No. / 型號 : NL-52

Serial No. / 編號 : 00643040

Supplied By / 委託者 : Envirotech Services Co.

Room 113, 1/F, My Loft, 9 Hoi Wing Road, Tuen Mun,  
New Territories, Hong Kong

### TEST CONDITIONS / 測試條件

Temperature / 溫度 :  $(23 \pm 2)^{\circ}\text{C}$

Relative Humidity / 相對濕度 :  $(50 \pm 25)\%$

Line Voltage / 電壓 : ---

### TEST SPECIFICATIONS / 測試規範

Calibration check

DATE OF TEST / 測試日期 : 13 July 2021

### TEST RESULTS / 測試結果

The results apply to the particular unit-under-test only.

The results do not exceed manufacturer's specification.


The results are detailed in the subsequent page(s).

The test equipment used for calibration are traceable to National Standards via :

- The Government of The Hong Kong Special Administrative Region Standard & Calibration Laboratory
- Agilent Technologies / Keysight Technologies
- Fluke Everett Service Center, USA


Tested By

測試

  
K P Cheuk  
Project Engineer

Certified By

核證

  
K C Lee  
Engineer

Date of Issue

簽發日期

15 July 2021

The test equipment used for calibration is traceable to the National Standards as specified in this certificate. This certificate shall not be reproduced except in full, without the prior written approval of this laboratory.

本證書所載校正用之測試器材均可溯源至國際標準。局部複印本證書需先獲本實驗室書面批准。

Sun Creation Engineering Limited - Calibration & Testing Laboratory

c/o 4/F, 1 Hing On Lane, Tuen Mun, New Territories, Hong Kong

輝創工程有限公司 - 校正及檢測實驗室

c/o 香港新界屯門興安里一號四樓

Tel 電話: (852) 2927 2606

Fax/傳真: (852) 2744 8986

E-mail/電郵: callab@suncreation.com

Website/網址: www.suncreation.com

# Certificate of Calibration

## 校正證書

Certificate No. : C214064  
證書編號

1. The unit-under-test (UUT) was allowed to stabilize in the laboratory for over 12 hours, and switched on to warm up for over 10 minutes before the commencement of the test.
2. Self-calibration was performed before the test.
3. The results presented are the mean of 3 measurements at each calibration point.
4. Test equipment :

Equipment ID	Description	Certificate No.
CL280	40 MHz Arbitrary Waveform Generator	C210084
CL281	Multifunction Acoustic Calibrator	AV210017

5. Test procedure : MA101N.

6. Results :

### 6.1 Sound Pressure Level

#### 6.1.1 Reference Sound Pressure Level

UUT Setting				Applied Value		UUT Reading (dB)	IEC 61672 Class 1 Spec. (dB)
Range (dB)	Function	Frequency Weighting	Time Weighting	Level (dB)	Freq. (kHz)		
30 - 130	L <sub>A</sub>	A	Fast	94.00	1	94.6	± 1.1

#### 6.1.2 Linearity

UUT Setting				Applied Value		UUT Reading (dB)
Range (dB)	Function	Frequency Weighting	Time Weighting	Level (dB)	Freq. (kHz)	
30 - 130	L <sub>A</sub>	A	Fast	94.00	1	94.6 (Ref.)
				104.00		104.6
				114.00		114.6

IEC 61672 Class 1 Spec. : ± 0.6 dB per 10 dB step and ± 1.1 dB for overall different.

### 6.2 Time Weighting

UUT Setting				Applied Value		UUT Reading (dB)	IEC 61672 Class 1 Spec. (dB)
Range (dB)	Function	Frequency Weighting	Time Weighting	Level (dB)	Freq. (kHz)		
30 - 130	L <sub>A</sub>	A	Fast	94.00	1	94.6	Ref.
			Slow				

The test equipment used for calibration is traceable to the National Standards as specified in this certificate. This certificate shall not be reproduced except in full, without the prior written approval of this laboratory.

本證書所載校正用之測試器材均可溯源至國際標準。局部複印本證書需先獲本實驗室書面批准。

# Certificate of Calibration

## 校正證書

Certificate No. : C214064  
證書編號

### 6.3 Frequency Weighting

#### 6.3.1 A-Weighting

UUT Setting				Applied Value		UUT Reading (dB)	IEC 61672 Class 1 Spec. (dB)
Range (dB)	Function	Frequency Weighting	Time Weighting	Level (dB)	Freq.		
30 - 130	L <sub>A</sub>	A	Fast	94.00	63 Hz	68.3	-26.2 ± 1.5
					125 Hz	78.3	-16.1 ± 1.5
					250 Hz	85.9	-8.6 ± 1.4
					500 Hz	91.3	-3.2 ± 1.4
					1 kHz	94.6	Ref.
					2 kHz	95.8	+1.2 ± 1.6
					4 kHz	95.6	+1.0 ± 1.6
					8 kHz	93.6	-1.1 (+2.1 ; -3.1)
					16 kHz	86.6	-6.6 (+3.5 ; -17.0)

#### 6.3.2 C-Weighting

UUT Setting				Applied Value		UUT Reading (dB)	IEC 61672 Class 1 Spec. (dB)
Range (dB)	Function	Frequency Weighting	Time Weighting	Level (dB)	Freq.		
30 - 130	L <sub>C</sub>	C	Fast	94.00	63 Hz	93.7	-0.8 ± 1.5
					125 Hz	94.4	-0.2 ± 1.5
					250 Hz	94.6	0.0 ± 1.4
					500 Hz	94.6	0.0 ± 1.4
					1 kHz	94.6	Ref.
					2 kHz	94.4	-0.2 ± 1.6
					4 kHz	93.8	-0.8 ± 1.6
					8 kHz	91.7	-3.0 (+2.1 ; -3.1)
					16 kHz	84.7	-8.5 (+3.5 ; -17.0)

The test equipment used for calibration is traceable to the National Standards as specified in this certificate. This certificate shall not be reproduced except in full, without the prior written approval of this laboratory.

本證書所載校正用之測試器材均可溯源至國際標準。局部複印本證書需先獲本實驗室書面批准。





輝創工程有限公司

Sun Creation Engineering Limited

Calibration & Testing Laboratory

# Certificate of Calibration

## 校正證書

Certificate No. : C214064  
證書編號

Remarks : - UUT Microphone Model No. : UC-59 & S/N : 16652

- Mfr's Spec. : IEC 61672 Class 1

- Uncertainties of Applied Value :

94 dB	: 63 Hz - 125 Hz	: ± 0.35 dB
	250 Hz - 500 Hz	: ± 0.30 dB
	1 kHz	: ± 0.20 dB
	2 kHz - 4 kHz	: ± 0.35 dB
	8 kHz	: ± 0.45 dB
	16 kHz	: ± 0.70 dB
104 dB	: 1 kHz	: ± 0.10 dB (Ref. 94 dB)
114 dB	: 1 kHz	: ± 0.10 dB (Ref. 94 dB)

- The uncertainties are for a confidence probability of not less than 95 %.

Note :

Only the original copy or the laboratory's certified true copy is valid.

The values given in this Certificate only relate to the values measured at the time of the test and any uncertainties quoted will not include allowance for the equipment long term drift, variations with environment changes, vibration and shock during transportation, overloading, mis-handling, or the capability of any other laboratory to repeat the measurement. Sun Creation Engineering Limited shall not be liable for any loss or damage resulting from the use of the equipment.

The test equipment used for calibration is traceable to the National Standards as specified in this certificate. This certificate shall not be reproduced except in full, without the prior written approval of this laboratory.

本證書所載校正用之測試器材均可溯源至國際標準。局部複印本證書需先獲本實驗室書面批准。

Sun Creation Engineering Limited - Calibration & Testing Laboratory

c/o 4/F, 1 Hing On Lane, Tuen Mun, New Territories, Hong Kong

輝創工程有限公司 - 校正及檢測實驗室

c/o 香港新界屯門興安里一號四樓

Tel/電話: (852) 2927 2606

Fax/傳真: (852) 2744 8986

E-mail/電郵: callab@suncreation.com

Website/網址: www.suncreation.com



# Certificate of Calibration

## 校正證書

Certificate No. : C220969  
證書編號

**ITEM TESTED / 送檢項目** ( Job No. / 序引編號 : IC22-0235 )      Date of Receipt / 收件日期 : 9 February 2022

Description / 儀器名稱 : Precision Acoustic Calibrator  
Manufacturer / 製造商 : LARSON DAVIS  
Model No. / 型號 : CAL200  
Serial No. / 編號 : 11334  
Supplied By / 委託者 : Envirotech Services Co.  
Room 113, 1/F, My Loft, 9 Hoi Wing Road, Tuen Mun,  
New Territories, Hong Kong

### TEST CONDITIONS / 測試條件

Temperature / 溫度 :  $(23 \pm 2)^{\circ}\text{C}$       Relative Humidity / 相對濕度 :  $(50 \pm 25)\%$   
Line Voltage / 電壓 : ---

### TEST SPECIFICATIONS / 測試規範

Calibration check

**DATE OF TEST / 測試日期** : 19 February 2022

### TEST RESULTS / 測試結果

The results apply to the particular unit-under-test only.  
The results do not exceed manufacturer's specification & user's specified acceptance criteria.  
The results are detailed in the subsequent page(s).


The test equipment used for calibration are traceable to National Standards via :

- The Government of The Hong Kong Special Administrative Region Standard & Calibration Laboratory
- Agilent Technologies / Keysight Technologies
- Fluke Everett Service Center, USA

Tested By  
測試

  
\_\_\_\_\_  
H T Wong  
Assistant Engineer

Certified By  
核證

  
\_\_\_\_\_  
K C Lee  
Engineer

Date of Issue  
簽發日期

22 February 2022

The test equipment used for calibration is traceable to the National Standards as specified in this certificate. This certificate shall not be reproduced except in full, without the prior written approval of this laboratory.

本證書所載校正用之測試器材均可溯源至國際標準。局部複印本證書需先獲本實驗室所書面批准。

# Certificate of Calibration

## 校正證書

Certificate No. : C220969

證書編號

- The unit-under-test (UUT) was allowed to stabilize in the laboratory for over 12 hours before the commencement of the test.
- The results presented are the mean of 3 measurements at each calibration point.
- Test equipment :

<u>Equipment ID</u>	<u>Description</u>	<u>Certificate No.</u>
CL130	Universal Counter	C213954
CL281	Multifunction Acoustic Calibrator	AV210017
TST150A	Measuring Amplifier	C201309

- Test procedure : MA100N.

- Results :

### 5.1 Sound Level Accuracy

UUT Nominal Value	Measured Value (dB)	User's Spec. (dB)	Uncertainty of Measured Value (dB)
94 dB, 1 kHz	93.6	± 0.5	± 0.2
114 dB, 1 kHz	113.7		

### 5.2 Frequency Accuracy

UUT Nominal Value (kHz)	Measured Value (kHz)	Mfr's Spec.	Uncertainty of Measured Value (Hz)
1	1.000	1 kHz ± 1 %	± 1

Remarks : - The user's specified acceptance criteria (user's spec.) is a customer pre-defined operating tolerance of the UUT, suitable for one's own intended use.

- The uncertainties are for a confidence probability of not less than 95 %.

#### Note :

Only the original copy or the laboratory's certified true copy is valid.

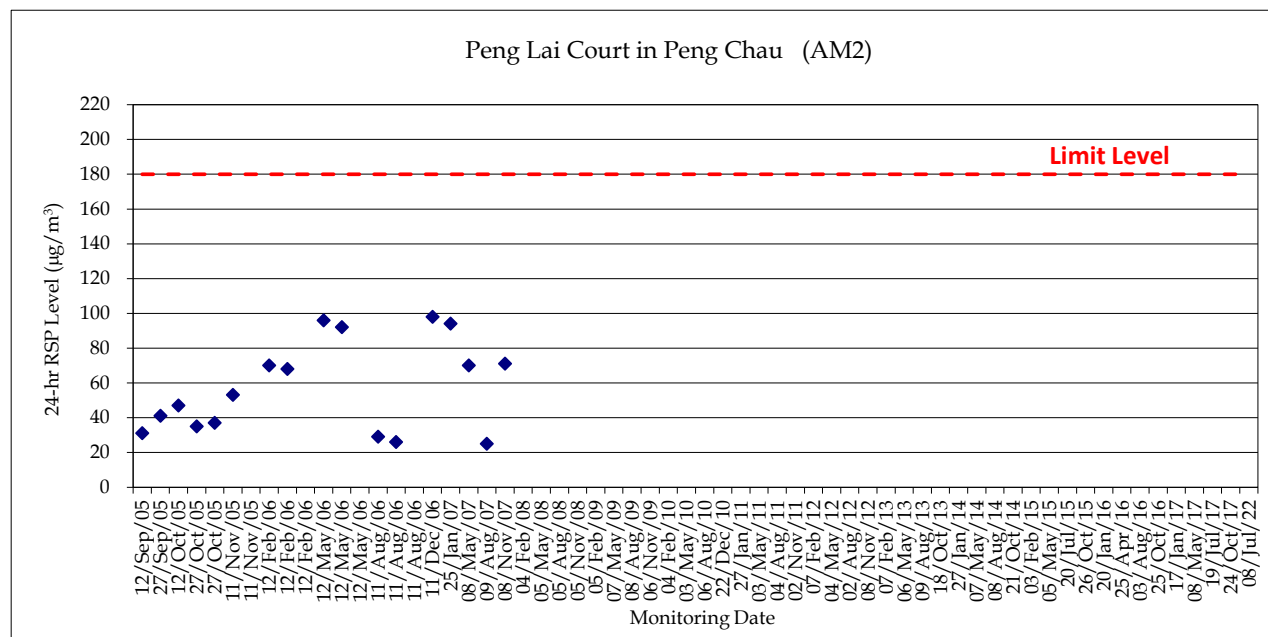
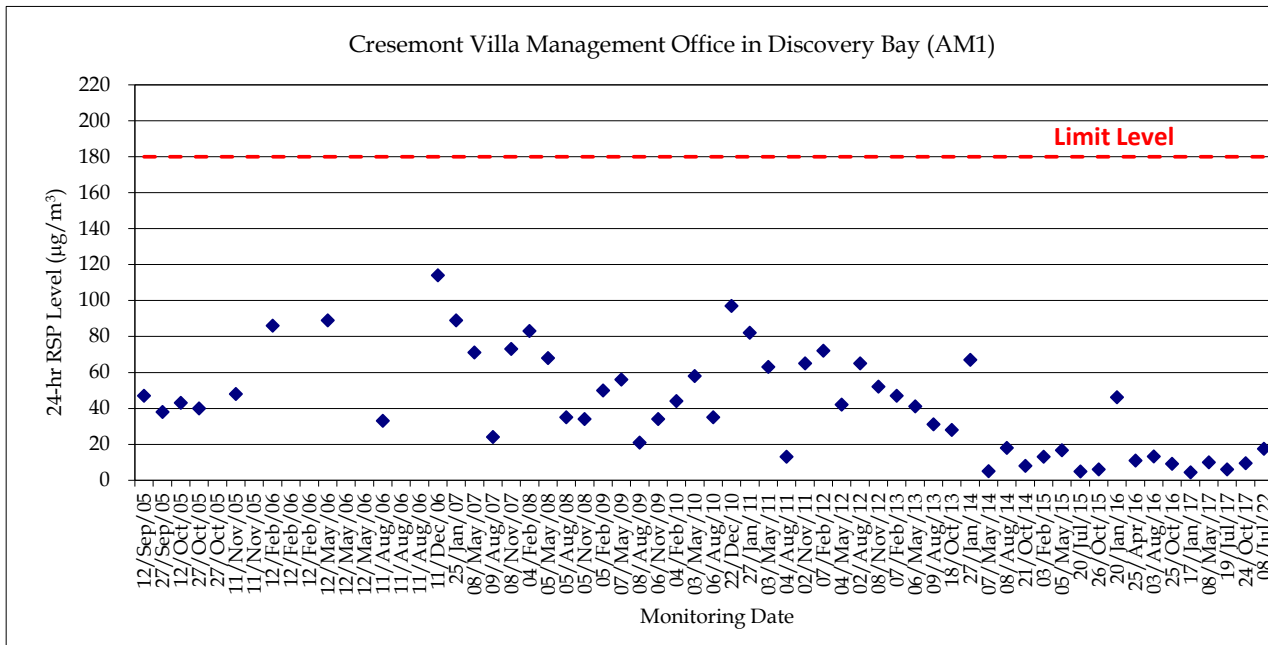
The values given in this Certificate only relate to the values measured at the time of the test and any uncertainties quoted will not include allowance for the equipment long term drift, variations with environment changes, vibration and shock during transportation, overloading, mis-handling, or the capability of any other laboratory to repeat the measurement. Sun Creation Engineering Limited shall not be liable for any loss or damage resulting from the use of the equipment.

The test equipment used for calibration is traceable to the National Standards as specified in this certificate. This certificate shall not be reproduced except in full, without the prior written approval of this laboratory.

本證書所載校正用之測試器材均可溯源至國際標準。局部複印本證書需先獲本實驗室所書面批准。

## **APPENDIX B      GRAPHICAL PRESENTATION OF THE AIR QUALITY MONITORING RESULTS**

**24-hr RSP Monitoring**

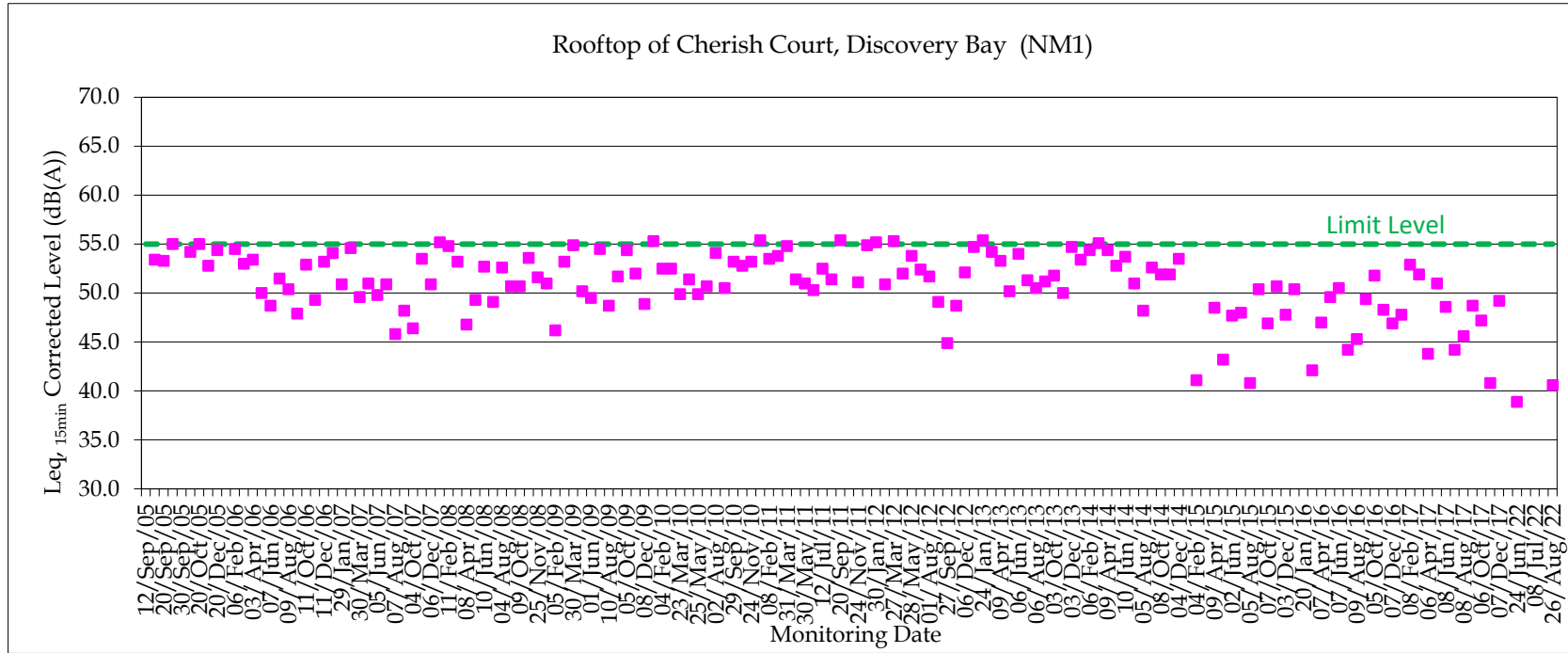


**Remark:**

- 1) Field duplicate was taken at Peng Lai Court (AM2) on 27 Oct 2005.
- 2) Field blank was taken at Peng Lai Court (AM2) on 11 Nov 2005.
- 3) Field blank and field duplicate were taken at Peng Lai Court (AM2) on 12 Feb, 12 May & 11 August 2006.
- 4) Only AM1 is identified as air quality monitoring station in the revised Operational EM&A plan (Revision F).

## **APPENDIX C      GRAPHICAL PRESENTATION OF THE FIREWORKS NOISE MONITORING RESULTS**

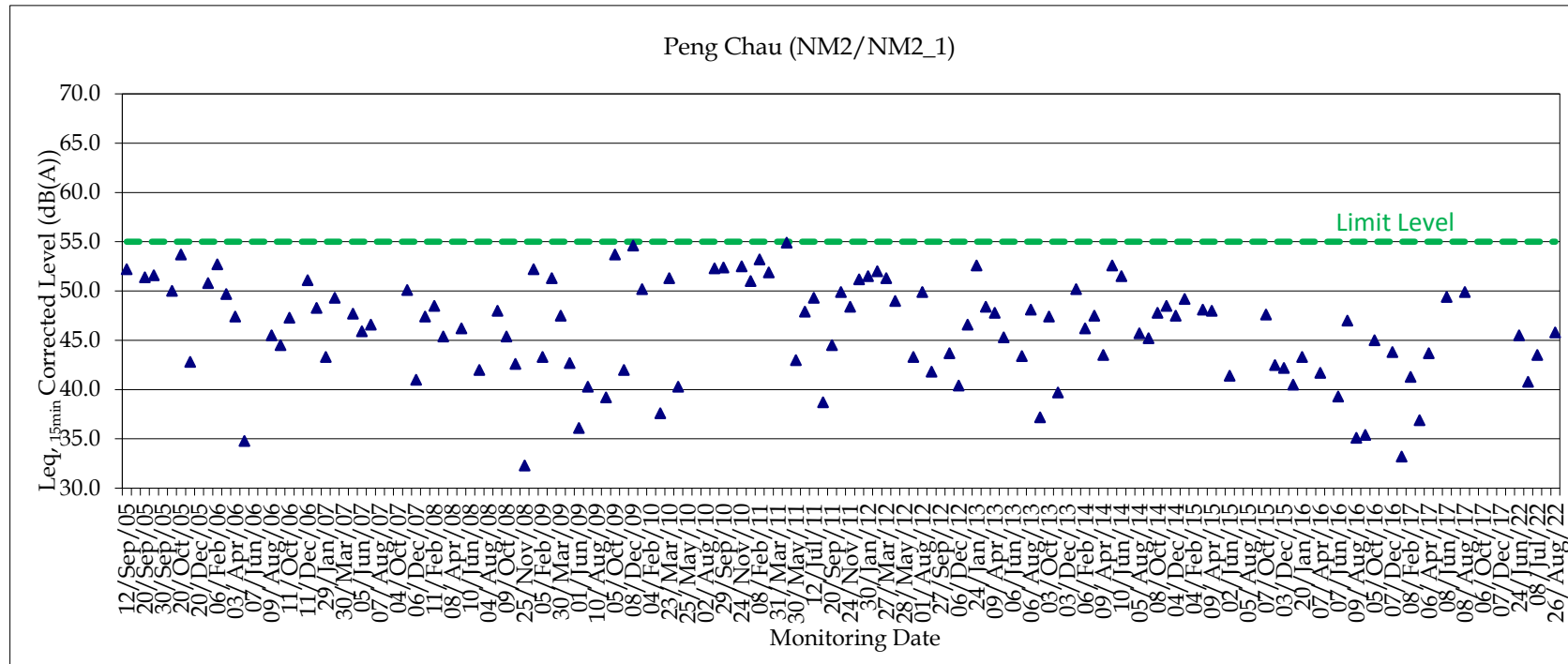
Appendix C1 - Fireworks Noise Monitoring at Discovery Bay and Peng Chau



Remark:

- (1) Measurement results for monitoring dates not shown in the graph are less than 30dB(A) or undetermined.
- (2) No exceedance has been recorded since the commencement of operation in 2005.

Appendix C2 - Fireworks Noise Monitoring at Discovery Bay and Peng Chau



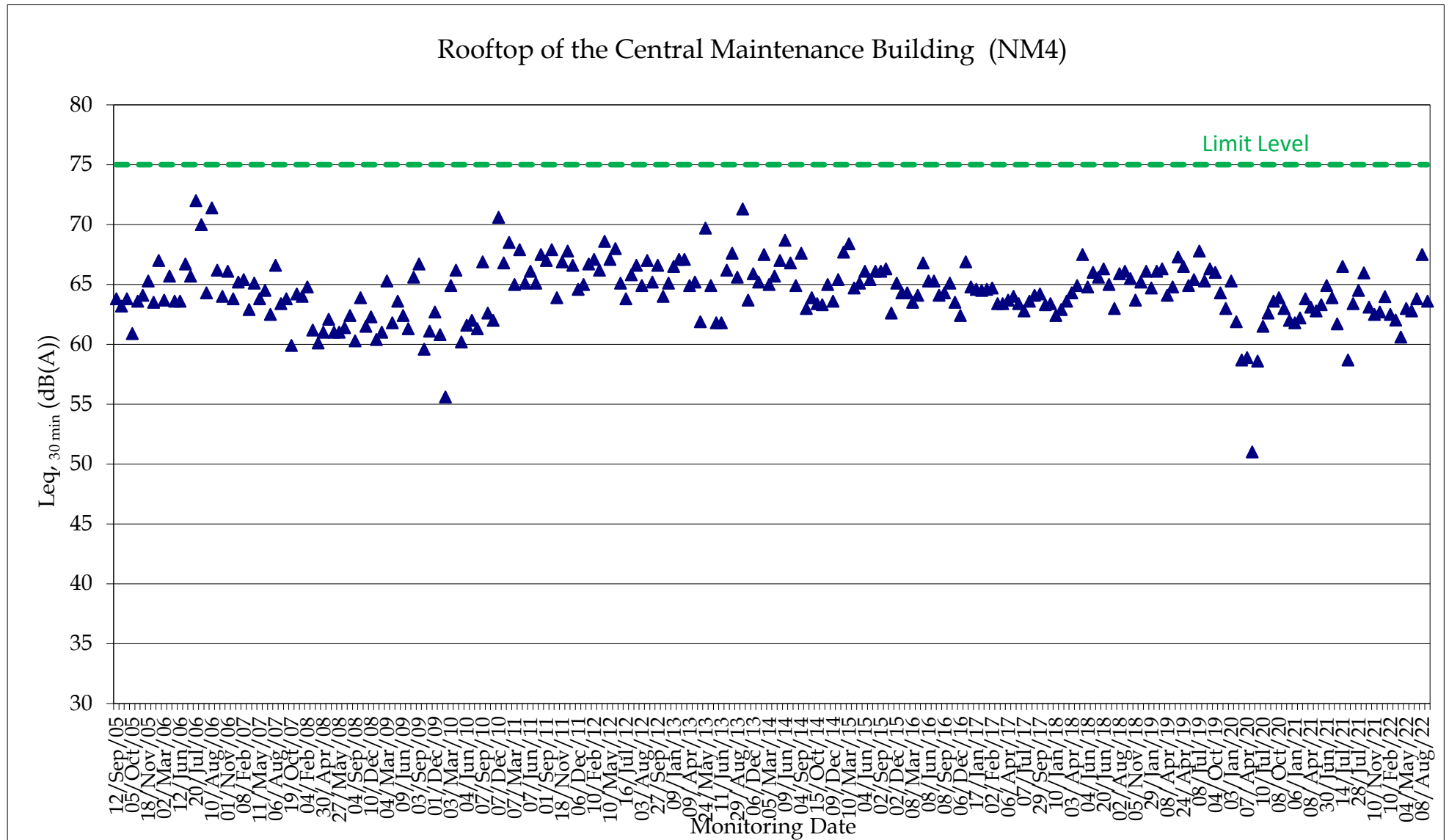
Remark:

- (1) Measurements on and before 9 April 2013 were taken at Tai Lei (NM2) while those taken after were at Sea Crest Villa Block D (NM2\_1).
- (2) Measurement results for monitoring dates not shown in the graph are less than 30dB(A) or undetermined.
- (3) No exceedance has been recorded since the commencement of operation in 2005.



## **APPENDIX D      GRAPHICAL PRESENTATION OF THE FIXED NOISE MONITORING RESULTS**

Appendix D - Fixed Plant Noise Monitoring at the Central Maintenance Building (Disney)



## **APPENDIX E      SUMMARY OF IMPLEMENTATION STATUS**

## APPENDIX E – MEASURES RECOMMENDED IN THE EP AND EIA THAT ARE APPLICABLE TO THE OPERATION OF THE THEME PARK

Permit Ref.*	EM&A Log Ref†	Environmental Protection Measures	Location/Duration of Measures/Timing of Completion of Measures	Remarks
<b>AIR QUALITY - Operational Phase</b>				
3.5	A3	Pyrotechnics or fireworks that contain chromium, lead, mercury, arsenic, manganese, nickel or zinc shall not be used for any display in the theme park.	Fireworks launching site / during fireworks display	Pyrotechnics or fireworks that contain chromium, lead, mercury, arsenic, manganese, nickel or zinc are not used for any display in the Resort.
3.6	-	Before the operation of the Project, the Permit Holder shall deposit with the Director the details and design of the fireworks displays for the Theme Park. Any changes to the details or design of the fireworks displays shall be reviewed by the ET Leader and deposited with the Director.	Fireworks launching site / prior to the commencement of operations at the Theme Park, and deposit the details when there are any changes to the details of design of the fireworks displays	HKITP submitted the details and design of the fireworks displays to EPD on 6 September 2005.
3.7	-	To mitigate air quality impacts, fireworks displays shall be designed and conducted to achieve the air quality criteria adopted in the EIA Report.	Fireworks launching site / during fireworks display	Both results of the Trial Fireworks Displays conducted in May 2005 and in August 2005 demonstrated compliance.
3.8	A1	The Permit Holder shall not operate diesel- or petrol-powered vehicles for internal traffic solely within the Theme Park area, except provided herein or otherwise approved by the Director under this condition. The Permit Holder shall provide written notice at least 24 hours in advance to the Director whenever a diesel- or petrol-powered vehicle is placed into operation, state the application for which that vehicle was placed into operation, and why a compressed natural gas (CNG), liquefied petroleum gas (LPG), electric or other clean fuel vehicle was not practicable for that particular application. This condition shall not apply to emergency vehicles, and shall not apply to vehicles not operated by the Permit Holder.	Within the Theme Park for the full duration of its operating lifetime.	Written notice was submitted to the EPD on 6 September 2005 for the unleaded gasoline-powered vehicles to be operated within the Resort.
3.9	A2	To mitigate the air quality impacts from the Penny's Bay Gas Turbine Plant (GTP), building height within the Theme Park shall be restricted at 50 metres above ground within 500 metres from the chimneys of the GTP and restricted at 100 metres above ground between 500 metres and 1,000 metres from the chimneys of the GTP, unless the Permit Holder can demonstrate to the Director's satisfaction that the buildings shall not affect the dispersion of the emissions from the GTP and shall not cause adverse air quality impacts.	Within the Theme Park for the full duration of its operating lifetime.	The mitigation measures were implemented during the design and construction of the Resort.

\* Ref. to EP-01/059/2000/C. The EP takes precedence whenever there is a similar requirement listed in both the EP and the EIA implementation schedule.

† Ref. to Table 16.1p of the EIA report.

Permit Ref.*	EM&A Log Ref†	Environmental Protection Measures	Location/Duration of Measures/Timing of Completion of Measures	Remarks
<b>NOISE - Operational Phase</b>				
3.10	B7	The bursting height of fireworks displays within the Theme Park shall not exceed 150 meters above Principal Datum.	Fireworks launching site / during fireworks display	All manufacturers supplying fireworks product to HKITP complied with the 150m requirement and field measurement methodology of the bursting height of fireworks displays was developed and agreed with the Commissioner of Mines (CoM) of the Civil Engineering and Development Department (CEDD).
3.11	B5	Hotels within the Project shall not rely on openable windows for ventilation.	At the resort hotels / throughout the operation of the hotels.	The ventilation systems of the hotels have been designed and constructed to not rely on openable windows for ventilation.
<b>Fixed Plant noise from Theme Park operation</b>				
-	B1	5 m to 9 m earth berm encircling the Theme Park. ( <i>Figure 2.7b</i> in EIA Report refers)	Encircling the Theme Park / throughout the operation of the Theme Park.	Berms of 5m to 9m height were constructed.
-	B2	A reference noise source level of 75 dB(A) at the Theme Park perimeter	At unshielded position along the top of the 9 m high perimeter earth berm / throughout the operation of the Theme Park.	Noise monitoring was conducted to monitor the fixed plant noise from Resort operation and results demonstrated compliance.
<b>WATER QUALITY- Operational Phase</b>				
<b>Marine Water Quality</b>				
3.13	C1	All storm water shall flow through silt traps within the Project prior to entering the stormwater system.	To be implemented throughout the full operational lifetime of the Theme Park	Silt traps were constructed and all storm water will flow through silt traps prior to entering the stormwater system.
3.14	C2	Spent fireworks shall be collected immediately after the completion of the firework displays. The collection and disposal of spent fireworks shall be in accordance with the waste management plan for the operational stage approved under Condition 3.21 of this Permit.	To be undertaken after all fireworks displays throughout the full operational lifetime of the Theme Park	Spent fireworks are collected in accordance with the approved Operational Waste Management Plan.
3.15	C3	Monitoring of residual chlorine concentration in disinfected water shall be conducted prior to discharge of the disinfected water. No discharge of any water with chlorine concentration higher than 0.01 mg L <sup>-1</sup> at the boundary of the 200-metre mixing zone shall be allowed or no discharge of any water from the attraction rides within the Theme Park with chlorine concentration higher than 0.1 mg L <sup>-1</sup> shall be allowed.	To be implemented throughout the full operational lifetime of the Theme Park	Monitoring will be conducted prior to discharge of the disinfected water.
3.16	C7	Pesticides and herbicides used in the Project shall be biodegradable and with half-	To be implemented throughout the full	Pesticides and herbicides with

Permit Ref.*	EM&A Log Ref†	Environmental Protection Measures	Location/Duration of Measures/Timing of Completion of Measures	Remarks
		lives of three days or less, or approved by the Director.	operational lifetime of the Theme Park	half-lives of three days or more has not been used in the landscaped areas within the Resort. Variation of this condition was submitted to the EPD and EP-01/059/2000/B was issued on 19 October 2005. The condition was changed to "Pesticides and herbicides used in the Project shall be biodegradable and with half-lives of three days or less, or approved by the Director".
3.17	C8	A log book shall be kept in the Theme Park to record the application of any pesticides or herbicides, date and time, location of application, quantities applied, pesticide/herbicide used and weather conditions. The logbook shall always be readily available for inspection by the Director throughout the operation stage.	Prior to and throughout the use of pesticides and herbicides	A log book was kept in the Resort to record the application of any pesticides or herbicides, date and time, location of application, quantities applied, pesticide/herbicide used and weather conditions.
<b>WASTE - Operational Phase</b>				
<b>Waste Management Plan</b>				
3.21	E1	Three sets of waste management plan for the operational phase of the Project shall be submitted to the Director for approval at least one month before the Project commences operation. The plan shall be certified by the IEC as having regard to Section 6.7 and Section 16 of the EIA Report. The plan shall include details of how the mitigation measures of operational waste management will be implemented, together with the arrangements for avoidance, minimization, material recovery/recycling, collection, transportation and disposal of various types of waste generated during the operation of the Theme Park.	To be produced prior to the commencement of operations at the Theme Park, and to be implemented throughout the full operational life-time of the Theme Park	Operational Waste Management Plan (OWMP) has been submitted to the EPD and approved in September 2005.
<b>Waste Avoidance Measures</b>				
	E3	The Theme Park Operator shall implement a waste avoidance programme to minimise the production of waste. The waste avoidance programme may consist of the following components: <ul style="list-style-type: none"> <li>• electronic communications (ie voice mail and email); message boards, routing slips and double-sided copying will be used, as far as practical, to reduce the quantities of paper that otherwise would require disposal at landfill;</li> <li>• worn linens to the maximum extent feasible based upon available markets and third-party recycling facilities be used to make scarves and aprons for cast members;</li> <li>• soft drinks to the maximum extent feasible based upon available markets and</li> </ul>	To be developed prior to the commencement of operations at the Theme Park, and to be implemented throughout the full operational life-time of the Theme Park	Operational Waste Management Plan included waste minimization measures and HKITP has incorporated the proposed waste minimization measures as far as practicable.

Permit Ref.*	EM&A Log Ref†	Environmental Protection Measures	Location/Duration of Measures/Timing of Completion of Measures	Remarks
		<p>third-party recycling facilities be served in souvenir cups that are taken home by guests for reuse as opposed to being discarded at the Theme Park as waste, appropriate recycling bins should be set up to recover these cups for reuse or recycling if the visitors choose not to take them home;</p>		
		<ul style="list-style-type: none"> <li>hamburgers will be wrapped in paper or equally environmentally acceptable material instead of in polystyrene clamshells;</li> </ul>		
		<ul style="list-style-type: none"> <li>unused prepared food will be sent to a food bank, and distributed to the needy, to the maximum extent feasible based upon available markets and third-party recycling facilities;</li> <li>excess water-based paints will be reused as far as practical;</li> <li>plastic drink cup lids will be supplied to guests upon their request when purchasing beverages;</li> <li>fast-food service trays in selected locations will be washed and reused (instead of using disposable cardboard carry-out trays); and</li> <li>souvenir, booklets, dining-ware, etc. which are recyclable should have appropriate instruction and signs printed on the surface;</li> </ul>		
		<ul style="list-style-type: none"> <li>waste recycling bins for paper, aluminium cans, plastic bottles, etc. should be provided throughout the Theme Park to promote waste separation at source;</li> <li>all products sold in the Theme Park should be packed in minimal amount of packaging materials;</li> <li>pallets made of more durable and reusable materials plastics than wood should be used in transportation of food, drinks, etc;</li> </ul>		
		<ul style="list-style-type: none"> <li>the distribution centre of the Theme Park will utilise reusable shipping containers as far as practical instead of cardboard boxes for internal routing'</li> <li>fabric fender instead of tropical hardwood fender should be used at the proposed piers; and</li> <li>the hoarding of the proposed piers should be metal (aluminium, alloy etc) instead of wood.</li> </ul>		
<b>Materials Recovery and Recycling Programme</b>				
		The Theme Park Operator shall implement a Materials Recovery and Recycling Programme which shall include the following aspects:		Waste minimization measures have been implemented in accordance with the OWMP.
E4		<i>Papers:</i> Recycling bins will be provided at shops and food service locations to collect cardboard containers. Personnel in every office will be provided with individual bins to recycle office paper. Large containers for recycling paper will be placed next to photocopy machines. The collected paper will be transported to RCPs at the back of house for sorting and baling.	To be implemented throughout the full operational life-time of the Theme Park	
E5		<i>Glass Bottles and Glass Jars:</i> Recycling bins will be placed in the service areas next to the restaurants. The collected glass bottles and jars will be transported to the RCP for processing and recycling.	To be implemented throughout the full operational life-time of the Theme Park	

Permit Ref.*	EM&A Log Ref†	Environmental Protection Measures	Location/Duration of Measures/Timing of Completion of Measures	Remarks
E6		<i>Aluminium Cans:</i> Aluminium can recycling bins will be placed at all break areas and pantries. The collected aluminium cans will be transferred to the RCP for baling.	To be implemented throughout the full operational life-time of the Theme Park	
E7		<i>Plastics:</i> The Theme Park will implement a source separating programme for polyethylene terephthalate (PET), high-density and low-density polyethylene (HDPE & LDPE). The PET and HDPE bottles collected will be transferred to the RCPs for collection by the recyclers. LDPE will also be recycled. Shrink wrap will be recovered and delivered to the RCPs. Once sufficient material is accumulated to fill a truck, the recycler will be called in to collect the material. The recycling programme may extend to cover other types of plastics or to recycle mixed plastic if the technology is available to make the plastic recycling programme more efficient and cost-effective.	To be implemented throughout the full operational life-time of the Theme Park	
E8		<i>Kitchen Grease:</i> Should there be a market for kitchen grease in Hong Kong, the Theme Park Operator will consider establishing a kitchen grease recycling programme in Hong Kong.	To be implemented throughout the full operational life-time of the Theme Park	
E9		<i>Scrap Metal:</i> Scrap metal will be generated and separated at the machine, welding, automotive and sheet metal shops. Scrap metal will also be collected, when feasible, on construction and demolition and rehabilitation projects. Scrap metal will be placed in roll on/off containers. Once the containers is full, the recycler will be called in to remove the loaded container and return an empty one.	To be implemented throughout the full operational life-time of the Theme Park	
E10		<i>Laser Printer Toner Cartridges:</i> The Theme Park will make arrangements with the toner cartridge suppliers to collect and recycle all the used toner cartridges for laser printers and avoid disposal of the cartridges at the WENT landfill as far as practical.	To be implemented throughout the full operational life-time of the Theme Park	
E11		<i>Green Waste:</i> As the handling capacity of the existing Sha Ling composting facility is limited (about 15 to 20 tpd) and is unlikely to be able to handle the additional green waste generated from the Theme Park. Should there be a market or facility which could process the green waste arising from the Theme Park, HKITP will consider establishing a recycling programme for green waste.	To be implemented throughout the full operational life-time of the Theme Park	
E12		<i>Scrap Lumber:</i> Broken pallets, wooden scrap and lumber from demolition projects will be collected and recycled as far as practical. Currently, there is a market for scrap lumber and it is anticipated that the scrap lumber generated from the Theme Park could be adsorbed by the local market.	To be implemented throughout the full operational life-time of the Theme Park	
E13		<i>Asphalt:</i> The Theme Park will require contractors to reuse and recycle as much as practical of the used asphalt generated from the construction and rehabilitation of asphalt roadways and parking lots. Any surplus used asphalt will be delivered to public filling facilities instead of landfill.	To be implemented throughout the full operational life-time of the Theme Park	
<b>Chemical Waste</b>				
E14		Wherever practicable, processes which generate reduced quantities or no chemical waste, or less dangerous types of chemical waste, shall be used.	To be implemented prior to and throughout the full operational life-time of the Theme Park	Chemical Waste Store was constructed in accordance with the <i>Code of Practice on the Packaging, Labelling and</i>
E15		Containers used for storage of chemical wastes shall:	To be implemented prior to and	



Permit Ref.*	EM&A Log Ref†	Environmental Protection Measures	Location/Duration of Measures/Timing of Completion of Measures	Remarks
		<ul style="list-style-type: none"> <li>be suitable for the substance they are holding, resistant to corrosion, maintained in a good condition, and securely closed;</li> <li>have a capacity of less than 450 L unless the specifications have been approved by the EPD; and</li> <li>display a label in English and Chinese in accordance with instructions prescribed in Schedule 2 of the Regulations.</li> </ul>	throughout the full operational life-time of the Theme Park	<i>Storage of Chemical Waste.</i> The temporary storage of the chemical wastes was also provided in accordance with the Code of Practice on the Packaging, Labelling and Storage of Chemical Waste.
E16		<p>The storage area for chemical wastes should be:</p> <ul style="list-style-type: none"> <li>by clearly labelled and used solely for the storage of chemical waste;</li> <li>be enclosed on at least 3 sides;</li> <li>have an impermeable floor and bunding, of capacity to accommodate 110% of the volume of the largest container or 20% by volume of the chemical waste stored in that area, whichever is the greatest;</li> <li>have adequate ventilation;</li> <li>be covered to prevent rainfall entering (water collected within the bund must be tested and disposed as chemical waste if necessary); and</li> <li>be arranged so that incompatible materials are adequately separated.</li> </ul>	To be implemented prior to and throughout the full operational life-time of the Theme Park	
E17		<p>Disposal of chemical waste shall:</p> <ul style="list-style-type: none"> <li>be via a licensed waste collector;</li> <li>be to a facility licensed to receive chemical waste, such as the Chemical Waste Treatment Facility which also offers a chemical waste collection service and can supply the necessary storage containers; or be to a re-user of the waste, under approval from the EPD.</li> </ul>	To be implemented prior to and throughout the full operational life-time of the Theme Park	<i>Waste Disposal Ordinance Code of Practice on the Packaging, Handling and Storage of Chemical Wastes Waste Disposal (Chemical Waste) (General) Regulation</i>
<b>TERRESTRIAL ECOLOGY - Operational Phase</b>				
3.18	F1	To minimize the disturbance to the White-bellied Sea Eagles at Pa Tau Kwu, no fireworks shall be launched within 800 metres from the Pai Tau Kwu headland, unless otherwise approved by the Director.	Within Theme Park prior to and during the fireworks and laser show for the full operational period of the Theme Park	No fireworks were launched within 800 metres from the Pai Tau Kwu headland.
3.19	F2	To protect the White-bellied Sea Eagles, laser effects used in the Project shall utilize lasers of power range not greater than 30 Watt and any laser beam shall not be directed towards the Pa Tau Kwu area. All laser effects shall be terminated against fixed, non-reflective objects within the Project to prevent any impacts on people and terrestrial faunal species.	Within Theme Park prior to and during the fireworks and laser show for the full operational period of the Theme Park	No laser is planned to be used for the opening day configuration of the Resort.
	F3	Fence off the public land access from the Theme Park to prevent human disturbance to the White-bellied Sea Eagle.	North side of the Theme Park close to Pa Tau Kwu secondary woodland, during and throughout the operational period of the Theme Park	Public land access from the Theme Park was fenced off.
<b>MARINE ECOLOGY AND FISHERIES - Operational Phase</b>				
<b>Marine Ecological Resources: Marine Mammals</b>				
3.20	G1	The speed of ferries and vessels of the Theme Park shall not exceed 10 knots when passing through an area within 500 metres from the reclamation limit.	During and throughout the operational period of the Theme Park	Not applicable. No ferries and vessels are currently operated by

Permit Ref.*	EM&A Log Ref†	Environmental Protection Measures	Location/Duration of Measures/Timing of Completion of Measures	Remarks
				HKITP.
	G1	The following mitigation measures shall be implemented to minimize potential operational impacts on dolphins and porpoises:		
		1. The vessel operators shall be required to use predefined and regular routes, as these will become known to dolphins and porpoises using these waters;	During and throughout the operational period of the Theme Park	Not applicable. No ferries and vessels are currently operated by HKITP.
		2. The vessel operators shall be required to control and manage all effluent from vessels;	During and throughout the operational period of the Theme Park	Not applicable. No ferries and vessels are currently operated by HKITP.
		3. Operation-phase dolphin/porpoise monitoring shall be conducted by a qualified research team, to evaluate whether there have been any effects on the animals. The resulting data should be compatible with, and should be made available for, long-term studies of small cetacean ecology in Hong Kong.	During the operational period of the Theme Park	Monitoring of dolphin/porpoise monitoring has been conducted for one year (2008-2009). HKITP has proposed, in consultation with AFCD, to terminate the monitoring of marine mammals after July 2009. Proposal for termination of dolphin/porpoise monitoring was submitted to EPD and AFCD on 6 August 2009.
<b>HAZARD - Operational Phase</b>				
3.12		The Hazard Management Plan as submitted on 14 July 2000 shall be fully implemented.		The Hazard Management Plan has been reviewed in the EIA Review Report which was submitted to EPD in June 2005.
<b>Fireworks Storage, Transport &amp; Display</b>				
	H1	The fireworks store will be constructed in accordance with the requirements specified in the Dangerous Goods Regulations, CAP 295 and any additional requirements as specified by the Commissioner of Mines and the Director of Fire Services. Such requirements include for example, separation distance of 101m to spectator areas within the Theme Park, 101m to buildings and high occupancy sites outside the Theme Park and 50m to public roads and low occupancy areas outside the Theme Park.	During design	The fireworks store has been constructed in accordance with the stipulated requirements.
	H2	The fireworks display including mid-level shows, low-level shows and stage shows shall be designed and conducted in accordance with the requirements of NFPA 1123 and 1126. This may include for example, separation distance of 107m from the firing site (for mid-level show) to public areas (both Theme Park visitors and off-site public) and separation distance of 214m from the firing site to other dangerous goods stores. Any additional requirements on fireworks display as specified by the Secretary of Home Affairs, Fire Services Department, Commissioner of the Television and Entertainment Licensing Authority will also be adopted. The specific	During design and operation	The fireworks display including mid-level shows, low-level shows and stage shows have been designed and conducted in accordance with the requirements of NFPA 1123 and 1126.

Permit Ref.*	EM&A Log Ref†	Environmental Protection Measures	Location/Duration of Measures/Timing of Completion of Measures	Remarks
		distances above may vary based on maximum shell size as the distances above assume five inch (125 millimetre) shells.		
H4		A chain link fence will be installed around the firing site as a ballistic barricade to catch and deflect low trajectory shells (typically less than 15 degrees from horizontal and which have potential to burst near spectators under normal burst times) fired from a disrupted mortar such that they cannot travel towards spectators or members of the public.	During design	A chain link fence has been installed.
H5		The launch system (for mid-level display) will be designed such that mortars will remain in upright position following the failure of any given mortar or even otherwise.	During design	The proposed launch system has been designed and constructed.
H6		Identify agencies to be contacted and establish mechanisms for reporting incidents of non-recoverable load in the event of load fall into sea while unloading at the jetty.	During operation	Agency has been identified for reporting incidents.
H7		Mobile phones, walkie-talkies should not be carried by persons handling fireworks.	During operation	Procedures have been developed and are implemented by Firework Team.
H8		Fireworks store should be kept closed during fireworks display.	During operation	Procedures have been developed and are implemented by Firework Team.
H9		Ensure igniters are not stored with the bulk of fireworks/pyrotechnics.	During design and operation	Igniters are not stored with the bulk of fireworks/pyrotechnics.
H10		The site for manipulation of fireworks need to be identified. The site shall be located at adequate safety distance from the store and public areas.	During design and operation	It is not required to manipulate the fireworks on-site.
H11		Procedures to be developed to minimise unnecessary handling/sorting of products for fireworks show inside the store. This should include adequate labelling of both outer packaging and product to aid easy identification.	During operation	Procedures have been developed and are implemented by Firework Team.
H12		If vehicles such as fork lift trucks are used for transfer of goods from store to pre-rigging area or display site, it should meet appropriate specifications as identified by the Division of Mines. When feasible, forklifts shall operate in reverse when carrying fireworks.	During design and operation	Procedures have been developed and are implemented by Firework Team.
H14		Disney's vendor supply of 4" and 5" shells must ensure items destined for other Disney locations are not delivered by error to this site unless conforming to requirements of this site.	During operation	Not applicable. No 4" and 5" shells are currently used in the fireworks show.
H15		Procedures to be developed if trailers are to be used for mortar installation.	During operation	Mortars have been permanently installed.
H16		Any mechanical system designed for varying mortar orientation should be such that it does not result in mortars orientated towards spectators.	During design and operation	Mortars have been permanently installed.
H17		Use of permanently installed mortars or other similar or safer alternatives to be considered.	During design and operation	Mortars have been permanently installed.
H18		Design and position of fence to ensure containment of low trajectory shells towards spectators as well as road (off-site).	During design and operation	Position of fence has been properly designed and constructed.
H19		The weather conditions under which fireworks display need to be moderated should	During operation	Procedures have been

Permit Ref.*	EM&A Log Ref†	Environmental Protection Measures	Location/Duration of Measures/Timing of Completion of Measures	Remarks
		be identified in procedures based on site layout and weather data. The procedures should also identify persons responsible for making such decisions.		developed and are implemented by Firework Team.
	H20	Procedures for safe handling and disposal of unfired and misfired items to be developed.	During operation	Procedures have been developed and are implemented by Firework Team.
	H21	Procedures to be established for sweeping site after display.	During operation	Procedures have been developed and are implemented by Firework Team.
	H22	Separation distances as specified in NFPA 1123 and 1126 for 'other fireworks items' (ie, other than aerial shells) used for mid-level, low-level and stage shows will be adopted.	During operation	Procedures have been developed and are implemented by Firework Team.
	H23	Members of the audience will not be invited on stage during the course of discharge of fireworks or pyrotechnics.	During operation	Audiences were not invited on stage during the course of discharge of fireworks or pyrotechnics.
	H25	Quality control measures to ensure that offspec. fireworks items are not received/used at displays/shows.	During operation	Procedures have been developed and are implemented by Firework Team.

#### **EM&A REQUIREMENTS - Operational Phase**

##### ***Air Quality and Noise***

3.1		Before the operation of the Project, the Permit Holder shall carry out trial firework displays and associated air quality and noise monitoring. The details of the trial and monitoring programme shall be submitted to the Director for agreement at least one month prior to the trial fireworks displays. The results of the trial fireworks displays shall be submitted to the Director for agreement prior to the operation of the Project. The results of the trial tests and associated air quality data shall be provided to the Advisory Council on the Environment for consultation, as directed by the Director.	During trial fireworks displays only	Trial firework displays and associated air quality and noise monitoring have been conducted. Results of the Trial Fireworks Displays were submitted to EPD and provided to ACE for consultation. .
3.2		No later than one month before the operation of the Project, the Permit Holder shall submit for the Director's approval an Operational Environmental Monitoring and Audit (EM&A) Plan for the operation of the Project. Before the submission to the Director, the EM&A Plan shall be certified by the IEC as having regard to Annex N of the EIA Report. All measures recommended in the approved EM&A Plan shall be fully and properly implemented in accordance with the requirements and time schedule(s) set out in the EM&A Plan. The Operational Environmental Monitoring and Audit Plan approved under this condition shall hereinafter be referred to as the "EM&A Plan".	To be produced prior to the commencement of operations at the Theme Park, and to be implemented throughout the full operational life-time of the Theme Park	EM&A Plan (Revision B) was approved by the EPD on 26 January 2007. EM&A Plan (Revision C) was approved by the EPD on 19 December 2007. EM&A Plan (Revision D) was approved by the EPD on 11 August 2008. EM&A Plan (Revision E) was approved by the EPD on 21 November 2008. EM&A Plan (Revision F) was approved by the EPD on 9

Permit Ref.*	EM&A Log Ref†	Environmental Protection Measures	Location/Duration of Measures/Timing of Completion of Measures	Remarks
				November 2009. EM&A Plan (Revision G) was approved by the EPD on 11 April 2012. EM&A Plan (Revision H) was approved by the EPD on 2 August 2013.
3.3		Air quality and noise monitoring on fireworks displays, including monitoring stations to be located at Discovery Bay and Peng Chau and to be agreed with by the Director, shall be conducted during the operation of the Project. On the basis of such findings, mitigation measures, if needed, shall be implemented to the satisfaction of the Director. The details of the monitoring shall be included in the EM&A Plan.	At specified air and noise monitoring locations for the 1 <sup>st</sup> operational year and throughout the duration of the operational phase respectively	Air quality and noise monitoring should be conducted in accordance with the requirement specified in the approved EM&A Plan. Alternative monitoring station at Sea Crest Villa Block D, Peng Chau has been approved by the EPD on 14 June 2013 and revised in the EM&A Plan (Revision H).
<b>Terrestrial Ecology - White-bellied Sea Eagle</b>				
3.4		Monitoring of the White-bellied Sea Eagles (WBSE) at Pa Tau Kwu shall be carried out for a period of two years during the operational phase of the Theme Park. The two years monitoring period shall commence at the time when all reclamation works under the Environmental Permit No. VEP-18/2000/A/EP-054 are completed. The details of the monitoring shall be included in the EM&A Plan.	The two years monitoring period shall commence prior to the operation of Phase II fireworks displays.	Monitoring of WBSE will be conducted for a 2-year period when the Theme Park Phase II fireworks displays are launched. The monitoring requirements for WBSE will be proposed by the ET and agreed with AFCD prior to the commencement of Theme Park Phase II fireworks displays.
<b>Marine Ecology</b>				
	J4	Subject to the Environmental Protection Department's (EPD's) agreement, operational phase monitoring of the dolphin/porpoise population shall be conducted by a qualified research team in accordance with the recommendations of Section 10 of the EM&A Manual.	During the operational period of the Theme Park	Monitoring of dolphin/porpoise monitoring has been conducted for one year (2008-2009). HKITP has proposed, in consultation with AFCD, to terminate the monitoring of marine mammals after July 2009. Proposal for termination of dolphin/porpoise monitoring was submitted to EPD and AFCD on 6 August 2009.

---

**ERM has over 160 offices across the following countries and territories worldwide**

Argentina	The Netherlands
Australia	New Zealand
Belgium	Norway
Brazil	Panama
Canada	Peru
Chile	Poland
China	Portugal
Colombia	Puerto Rico
France	Romania
Germany	Russia
Guyana	Singapore
Hong Kong	South Africa
India	South Korea
Indonesia	Spain
Ireland	Sweden
Italy	Switzerland
Japan	Taiwan
Kazakhstan	Tanzania
Kenya	Thailand
Malaysia	UK
Mexico	US
Mozambique	Vietnam
Myanmar	

**ERM Hong Kong Limited**

2509, 25/F One Harbourfront

18 Tak Fung Street

Hung Hom, Kowloon

Hong Kong |

[www.erm.com](http://www.erm.com)