

High-Volume TSP Sampler  
5-Point Calibration Record

Location : ASR 9C  
 Calibrated by : P.F.Yeung  
 Date : 05/11/2013

Sampler

Model : TE-5170  
 Serial Number : S/N 3572

Calibration Office and Standard Calibration Relationship

Serial Number : 2323  
 Service Date : 26 Dec 2012  
 Slope (m) : 2.09107  
 Intercept (b) : -0.02838  
 Correlation Coefficient(r) : 0.99996

Standard Condition

Pstd (hpa) : 1013  
 Tstd (K) : 298.18

Calibration Condition

Pa (hpa) : 1019  
 Ta(K) : 296

Resistance Plate	dH [green liquid] (inch water)	Z	X=Qstd (cubic meter/min)	IC (chart)	Y (corrected)
1   18 holes	11.4	3.398	1.638	56	56.36
2   13 holes	9.0	3.019	1.457	50	50.32
3   10 holes	6.6	2.585	1.250	43	43.27
4   7 holes	4.2	2.062	0.100	36	36.23
5   5 holes	2.4	1.559	0.759	29	29.18

Notes:  $Z = \sqrt{dH(Pa/Pstd)(Tstd/Ta)}$ ,  $X = Z/m - b$ ,  $Y(\text{Corrected Flow}) = IC * \{\sqrt{Pa/Pstd}(Tstd/Ta)\}$

Sampler Calibration Relationship (Linear Regression)

Slope(m): 30.801 Intercept(b): 5.465 Correlation Coefficient(r): 0.9991

Checked by: Magnum Fan

Date: 08/11/2013

High-Volume TSP Sampler  
5-Point Calibration Record

Location : ASR9A  
 Calibrated by : P.F.Yeung  
 Date : 05/11/2013

Sampler

Model : TE-5170  
 Serial Number : S/N 3573

Calibration Office and Standard Calibration Relationship

Serial Number : 2323  
 Service Date : 26 Dec 2012  
 Slope (m) : 2.09107  
 Intercept (b) : -0.02838  
 Correlation Coefficient(r) : 0.99996

Standard Condition

Pstd (hpa) : 1013  
 Tstd (K) : 298.18

Calibration Condition

Pa (hpa) : 1019  
 Ta(K) : 296

Resistance Plate	dH [green liquid] (inch water)	Z	X=Qstd (cubic meter/min)	IC (chart)	Y (corrected)
1   18 holes	10.5	3.261	1.573	60	60.38
2   13 holes	8.2	2.882	1.392	54	54.34
3   10 holes	6.0	2.465	1.192	49	49.31
4   7 holes	4.0	2.013	0.976	42	42.27
5   5 holes	2.6	1.623	0.790	37	37.23

Notes:  $Z = \sqrt{dH(Pa/Pstd)(Tstd/Ta)}$ ,  $X = Z/m - b$ ,  $Y(\text{Corrected Flow}) = IC * \{\sqrt{Pa/Pstd}(Tstd/Ta)\}$

Sampler Calibration Relationship (Linear Regression)

Slope(m): 29.442 Intercept(b): 13.831 Correlation Coefficient(r): 0.9992

Checked by: Magnum Fan

Date: 08/11/2013

# Certificate of Calibration

## 校正證書

Certificate No. : C134307  
證書編號**ITEM TESTED / 送檢項目 (Job No. / 序引編號 : IC13-1709)**

Description / 儀器名稱 : Sound Level Calibrator  
Manufacturer / 製造商 : Rion  
Model No. / 型號 : NC-73  
Serial No. / 編號 : 10997142  
Supplied By / 委託者 : Envirotech Services Co.  
Shop 6, G/F., Casio Mansion, 209 Shaukeiwan Road,  
Hong Kong

**TEST CONDITIONS / 測試條件**

Temperature / 溫度 :  $(23 \pm 2)^{\circ}\text{C}$  Relative Humidity / 相對濕度 :  $(55 \pm 20)\%$   
Line Voltage / 電壓 : ---

**TEST SPECIFICATIONS / 測試規範**


Calibration check

**DATE OF TEST / 測試日期** : 12 July 2013**TEST RESULTS / 測試結果**

The results apply to the particular unit-under-test only.  
All results are within manufacturer's specification.  
The results are detailed in the subsequent page(s).

The test equipment used for calibration are traceable to National Standards via :

- The Government of The Hong Kong Special Administrative Region Standard & Calibration Laboratory
- Rohde & Schwarz Laboratory, Germany
- Fluke Everett Service Center, USA
- Agilent Technologies, USA

Tested By  
測試  
K C LeeCertified By  
核證  
K M WuDate of Issue  
簽發日期

15 July 2013

The test equipment used for calibration are traceable to the Nation Standards as specified in this certificate. This certificate shall not be reproduced except in full, without the prior written approval of this laboratory.

本證書所載校正用之測試器材均可溯源至國際標準。局部複印本證書需先獲本實驗所書面批准。

# Certificate of Calibration

## 校正證書

Certificate No. : C134307  
證書編號

- The unit-under-test (UUT) was allowed to stabilize in the laboratory for over 12 hours before the commencement of the test.
- The results presented are the mean of 3 measurements at each calibration point.
- Test equipment :

Equipment ID	Description	Certificate No.
CL130	Universal Counter	C133632
CL281	Multifunction Acoustic Calibrator	DC130171
TST150A	Measuring Amplifier	C120886

- Test procedure : MA100N.
- Results :

### 5.1 Sound Level Accuracy

UUT Nominal Value	Measured Value (dB)	Mfr's Spec. (dB)	Uncertainty of Measured Value (dB)
94 dB, 1 kHz	93.7	± 0.5	± 0.2

### 5.2 Frequency Accuracy

UUT Nominal Value (kHz)	Measured Value (kHz)	Mfr's Spec.	Uncertainty of Measured Value (Hz)
1	0.988	1 kHz ± 2 %	± 1

Remark : The uncertainties are for a confidence probability of not less than 95 %.

### Note :

The values given in this Certificate only relate to the values measured at the time of the test and any uncertainties quoted will not include allowance for the equipment long term drift, variations with environment changes, vibration and shock during transportation, overloading, mis-handling, or the capability of any other laboratory to repeat the measurement. Sun Creation Engineering Limited shall not be liable for any loss or damage resulting from the use of the equipment.

The test equipment used for calibration are traceable to the Nation Standards as specified in this certificate. This certificate shall not be reproduced except in full, without the prior written approval of this laboratory.

本證書所載校正用之測試器材均可溯源至國際標準。局部複印本證書需先獲本實驗室所書面批准。

Sun Creation Engineering Limited – Calibration & Testing Laboratory

c/o 4 F, Tsing Shan Wan Exchange Building, 1 Hing On Lane, Tuen Mun, New Territories, Hong Kong

輝創工程有限公司 – 校正及檢測實驗室

c/o 香港新界屯門興安里一號青山灣機樓四樓

Tel 電話: 2927 2606 Fax 傳真: 2744 8986 E-mail 電郵: callab@suncreation.com Website 網址: www.suncreation.com

# Certificate of Calibration

## 校正證書

Certificate No. : C133573  
證書編號

### ITEM TESTED / 送檢項目 (Job No. / 序引編號 : IC13-1422)

Description / 儀器名稱 : Sound Level Meter  
Manufacturer / 製造商 : Rion  
Model No. / 型號 : NL-31  
Serial No. / 編號 : 00410224  
Supplied By / 委託者 : Envirotech Services Co.  
Shop 6, G/F., Casio Mansion, 209 Shaukeiwan Road,  
Hong Kong

### TEST CONDITIONS / 測試條件

Temperature / 溫度 :  $(23 \pm 2)^{\circ}\text{C}$       Relative Humidity / 相對濕度 :  $(55 \pm 20)\%$   
Line Voltage / 電壓 : ---

### TEST SPECIFICATIONS / 測試規範

Calibration check

DATE OF TEST / 測試日期 : 14 June 2013

### TEST RESULTS / 測試結果

The results apply to the particular unit-under-test only.  
All results are within manufacturer's specification.  
The results are detailed in the subsequent page(s).

The test equipment used for calibration are traceable to National Standards via :

- The Government of The Hong Kong Special Administrative Region Standard & Calibration Laboratory
- Rohde & Schwarz Laboratory, Germany
- Fluke Everett Service Center, USA
- Agilent Technologies, USA

Tested By :   
測試 : K C Lee

Certified By :   
核證 : K K Wong

Date of Issue : 17 June 2013  
簽發日期

The test equipment used for calibration are traceable to the Nation Standards as specified in this certificate. This certificate shall not be reproduced except in full, without the prior written approval of this laboratory.

本證書所載校正用之測試器材均可溯源至國際標準。局部複印本證書需先獲本實驗室所書面批准。

# Certificate of Calibration

## 校正證書

Certificate No. : C133573  
證書編號

- The unit-under-test (UUT) was allowed to stabilize in the laboratory for over 12 hours, and switched on to warm up for over 10 minutes before the commencement of the test.
- Self-calibration was performed before the test.
- The results presented are the mean of 3 measurements at each calibration point.
- Test equipment :

Equipment ID	Description	Certificate No.
CL280	40 MHz Arbitrary Waveform Generator	C130019
CL281	Multifunction Acoustic Calibrator	DC110233

- Test procedure : MA101N.

- Results :

### 6.1 Sound Pressure Level

#### 6.1.1 Reference Sound Pressure Level

UUT Setting				Applied Value		UUT Reading (dB)	IEC 61672 Class 1 Spec. (dB)
Range (dB)	Mode	Frequency Weighting	Time Weighting	Level (dB)	Freq. (kHz)		
30 - 120	L <sub>A</sub>	A	Fast	94.00	1	93.6	± 1.1

#### 6.1.2 Linearity

UUT Setting				Applied Value		UUT Reading (dB)
Range (dB)	Mode	Frequency Weighting	Time Weighting	Level (dB)	Freq. (kHz)	
30 - 120	L <sub>A</sub>	A	Fast	94.00	1	93.6 (Ref.)
				104.00		103.6
				114.00		113.6

IEC 61672 Class 1 Spec. : ± 0.6 dB per 10 dB step and ± 1.1 dB for overall different.

### 6.2 Time Weighting

UUT Setting				Applied Value		UUT Reading (dB)	IEC 61672 Class 1 Spec. (dB)
Range (dB)	Mode	Frequency Weighting	Time Weighting	Level (dB)	Freq. (kHz)		
30 - 120	L <sub>A</sub>	A	Fast	94.00	1	93.6	Ref.
			Slow			93.5	± 0.3

The test equipment used for calibration are traceable to the Nation Standards as specified in this certificate. This certificate shall not be reproduced except in full, without the prior written approval of this laboratory.

本證書所載校正用之測試器材均可溯源至國際標準。局部複印本證書需先獲本實驗室書面批准。

# Certificate of Calibration 校正證書

Certificate No. : C133573  
證書編號

## 6.3 Frequency Weighting

### 6.3.1 A-Weighting

UUT Setting				Applied Value		UUT Reading (dB)	IEC 61672 Class 1 Spec. (dB)
Range (dB)	Mode	Frequency Weighting	Time Weighting	Level (dB)	Freq.		
30 - 120	L <sub>A</sub>	A	Fast	94.00	63 Hz	67.3	-26.2 ± 1.5
					125 Hz	77.3	-16.1 ± 1.5
					250 Hz	84.9	-8.6 ± 1.4
					500 Hz	90.3	-3.2 ± 1.4
					1 kHz	93.6	Ref.
					2 kHz	94.9	+1.2 ± 1.6
					4 kHz	94.8	+1.0 ± 1.6
					8 kHz	92.6	-1.1 (+2.1 ; -3.1)
					12.5 kHz	89.7	-4.3 (+3.0 ; -6.0)

### 6.3.2 C-Weighting

UUT Setting				Applied Value		UUT Reading (dB)	IEC 61672 Class 1 Spec. (dB)
Range (dB)	Mode	Frequency Weighting	Time Weighting	Level (dB)	Freq.		
30 - 120	L <sub>C</sub>	C	Fast	94.00	63 Hz	92.7	-0.8 ± 1.5
					125 Hz	93.4	-0.2 ± 1.5
					250 Hz	93.6	0.0 ± 1.4
					500 Hz	93.7	0.0 ± 1.4
					1 kHz	93.7	Ref.
					2 kHz	93.5	-0.2 ± 1.6
					4 kHz	93.0	-0.8 ± 1.6
					8 kHz	90.7	-3.0 (+2.1 ; -3.1)
					12.5 kHz	87.9	-6.2 (+3.0 ; -6.0)

Remarks : - UUT Microphone Model No. : UC-53A & S/N : 307154

- Mfr's Spec. : IEC 61672 Class 1

- Uncertainties of Applied Value : 94 dB : 63 Hz - 125 Hz : ± 0.35 dB  
 250 Hz - 500 Hz : ± 0.30 dB  
 1 kHz : ± 0.20 dB  
 2 kHz - 4 kHz : ± 0.35 dB  
 8 kHz : ± 0.45 dB  
 12.5 kHz : ± 0.70 dB  
 104 dB : 1 kHz : ± 0.10 dB (Ref. 94 dB)  
 114 dB : 1 kHz : ± 0.10 dB (Ref. 94 dB)

- The uncertainties are for a confidence probability of not less than 95 %.

#### Note :

The values given in this Certificate only relate to the values measured at the time of the test and any uncertainties quoted will not include allowance for the equipment long term drift, variations with environment changes, vibration and shock during transportation, overloading, mis-handling, or the capability of any other laboratory to repeat the measurement. Sun Creation Engineering Limited shall not be liable for any loss or damage resulting from the use of the equipment.

The test equipment used for calibration are traceable to the Nation Standards as specified in this certificate. This certificate shall not be reproduced except in full, without the prior written approval of this laboratory.

本證書所載校正用之測試器材均可溯源至國際標準。局部複印本證書需先獲本實驗所書面批准。



## Performance Check of Turbidity Meter

Equipment Ref. No. : ET/0505/009 Manufacturer : HACH

Model No. : 2100Q Serial No. : 11060 C 010010


Date of Calibration : 08/10/2013 Due Date : 07/01/2014


Gelex Vial Std	Theoretical Value (NTU)	Measured Value (NTU)	Difference %
0-10 NTU	5	5.2	3.92
10-100 NTU	50	5.19	3.73
100-1000 NTU	550	561	1.98

Acceptance Criteria

Difference : -5 % to 5%

The turbidity meter complies \* / ~~does not comply~~ \* with the specified requirements and is deemed acceptable \* / ~~unacceptable~~ \* for use. Measurements are traceable to national standards.

Checked by : 

Approved by : 





### Internal Calibration & Performance Check of pH Meter

Equipment Ref. No. : ET/EW/007/003                      Manufacturer : HANNA  
 Model No. : HI 8314                                      Serial No. : 674469  
 Date of Calibration : 09/11/2013                      Calibration Due Date : 08/12/2013

#### Liquid Junction Error

Primary Standard Solution Used : Phosphate                      Ref No. of Primary Solution: 003/5.2/001/16  
 Temperature of Solution : 20.2                                       $\Delta\text{pH}_{1/2} = \underline{+0.08}$   
 pH value of diluted buffer : 6.80                                      pH (S) = 6.881  
 $\Delta\text{pH} = \text{pH(S)} - \text{pH of diluted buffer} = \underline{0.081}$                       (Observed Deviation)  
 Liquid Junction Error ( $\Delta\text{pH}_j$ ) =  $\Delta\text{pH} - \Delta\text{pH}_{1/2} = \underline{0.001}$

#### Shift on Stirring

pH of buffer solution (with stirring),  $\text{pH}_s = \underline{6.89}$   
 Shift on stirring,  $\Delta\text{pH}_s = \text{pH}_s - \text{pH(S)} - \Delta\text{pH}_j = \underline{0.008}$

#### Noise

Noise,  $\Delta\text{pH}_n =$  difference between max and min reading : 0.00

#### Verification of ATC

Ref. No. of reference thermometer used: ET/0521/008 °C  
 Temperature record from the reference thermometer ( $T_R$ ): 20.2 °C  
 Temperature record from the ATC ( $T_{ATC}$ ): 19.8 °C  
 Temperature Difference,  $|T_R - T_{ATC}|$  : 0.4 °C


#### Acceptance Criteria

Performance Characteristic	Acceptable Range
Liquid Junction Error $\Delta\text{pH}_j$	$\leq 0.05$
Shift on Stirring $\Delta\text{pH}_s$	$\leq 0.02$
Noise $\Delta\text{pH}_n$	$\leq 0.02$
Verification of ATC                              Temperature Difference	$\leq 0.5^\circ\text{C}$

The pH meter complies \* / does not comply \* with the specified requirements and is deemed acceptable \* / unacceptable \* for use. Measurements are traceable to national standards.

\* Delete as appropriate

Calibrated by : 

Checked by : 



### Internal Calibration & Performance Check of pH Meter

Equipment Ref. No. : ET/EW/007/003      Manufacturer : HANNA  
 Model No. : HI 8314      Serial No. : 674469  
 Date of Calibration : 10/12/2013      Calibration Due Date : 09/01/2014

#### Liquid Junction Error

Primary Standard Solution Used : Phosphate      Ref No. of Primary Solution: 003/5.2/001/16  
 Temperature of Solution : 20.1       $\Delta\text{pH}_{1/2} = \underline{+0.08}$   
 pH value of diluted buffer : 6.79       $\text{pH (S)} = \underline{6.881}$   
 $\Delta\text{pH} = \text{pH(S)} - \text{pH of diluted buffer} = \underline{0.091}$       (Observed Deviation)  
 Liquid Junction Error ( $\Delta\text{pH}_j$ ) =  $\Delta\text{pH} - \Delta\text{pH}_{1/2} = \underline{0.011}$

#### Shift on Stirring

pH of buffer solution (with stirring),  $\text{pH}_s = \underline{6.89}$   
 Shift on stirring,  $\Delta\text{pH}_s = \text{pH}_s - \text{pH(S)} - \Delta\text{pH}_j = \underline{-0.002}$

#### Noise

Noise,  $\Delta\text{pH}_n = \text{difference between max and min reading} : \underline{0.01}$

#### Verification of ATC

Ref. No. of reference thermometer used: ET/0521/008  
 Temperature record from the reference thermometer ( $T_R$ ): 20.2 °C  
 Temperature record from the ATC ( $T_{ATC}$ ): 19.9 °C  
 Temperature Difference,  $|T_R - T_{ATC}|$  : 0.3 °C

#### Acceptance Criteria

Performance Characteristic	Acceptable Range
Liquid Junction Error $\Delta\text{pH}_j$	$\leq 0.05$
Shift on Stirring $\Delta\text{pH}_s$	$\leq 0.02$
Noise $\Delta\text{pH}_n$	$\leq 0.02$
Verification of ATC      Temperature Difference	$\leq 0.5^\circ\text{C}$

The pH meter complies \* / does not comply \* with the specified requirements and is deemed acceptable \* / unacceptable \* for use. Measurements are traceable to national standards.

\* Delete as appropriate

Calibrated by :

Checked by :



### Internal Calibration Report of Dissolved Oxygen Meter

Equipment Ref. No. : <u>ET/EW/008/005</u>	Manufacturer : <u>YSI</u>
Model No. : <u>Pro 2030</u>	Serial No. : <u>12A 100353</u>
Date of Calibration : <u>29/10/2013</u>	Calibration Due Date : <u>28/01/2014</u>

**Temperature Verification**

Ref. No. of Reference Thermometer : ET/0521/008  
 Ref. No. of Water Bath : ---

		Temperature (°C)		
Reference Thermometer reading	Measured	20.3	Corrected	19.9
DO Meter reading	Measured	19.8	Difference	0.1

**Standardization of sodium thiosulphate (Na<sub>2</sub>S<sub>2</sub>O<sub>3</sub>) solution**

Reagent No. of Na <sub>2</sub> S <sub>2</sub> O <sub>3</sub> titrant	CPE/012/4.5/001/7	Reagent No. of 0.025N K <sub>2</sub> Cr <sub>2</sub> O <sub>7</sub>	CPE/012/4.4/001/22
		Trial 1	Trial 2
Initial Vol. of Na <sub>2</sub> S <sub>2</sub> O <sub>3</sub> (ml)		1.00	12.00
Final Vol. of Na <sub>2</sub> S <sub>2</sub> O <sub>3</sub> (ml)		11.55	22.50
Vol. of Na <sub>2</sub> S <sub>2</sub> O <sub>3</sub> used (ml)		10.55	10.50
Normality of Na <sub>2</sub> S <sub>2</sub> O <sub>3</sub> solution (N)		0.02370	0.02381
Average Normality (N) of Na <sub>2</sub> S <sub>2</sub> O <sub>3</sub> solution (N)		0.02376	
Acceptance criteria, Deviation		Less than ± 0.001N	

Calculation: Normality of Na<sub>2</sub>S<sub>2</sub>O<sub>3</sub>, N = 0.25 / ml Na<sub>2</sub>S<sub>2</sub>O<sub>3</sub> used

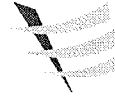
**Lineality Checking**

**Determination of dissolved oxygen content by Winkler Titration \***

Purging Time (min)	2		5		10	
	1	2	1	2	1	2
Initial Vol. of Na <sub>2</sub> S <sub>2</sub> O <sub>3</sub> (ml)	0.00	11.80	23.40	0.00	8.00	13.00
Final Vol. of Na <sub>2</sub> S <sub>2</sub> O <sub>3</sub> (ml)	11.80	23.40	31.50	8.00	13.00	18.10
Vol. (V) of Na <sub>2</sub> S <sub>2</sub> O <sub>3</sub> used (ml)	11.80	11.60	8.10	8.00	5.00	5.10
Dissolved Oxygen (DO), mg/L	7.53	7.40	5.17	5.10	3.19	3.25
Acceptance criteria, Deviation	Less than + 0.3mg/L		Less than + 0.3mg/L		Less than + 0.3mg/L	

Calculation: DO (mg/L) = V x N x 8000/298

Purging time, min	DO meter reading, mg/L			Winkler Titration result *, mg/L			Difference (%) of DO Content
	1	2	Average	1	2	Average	
2	7.66	7.41	7.54	7.53	7.40	7.47	0.93
5	5.31	5.23	5.27	5.17	5.10	5.14	2.50
10	3.20	3.10	3.15	3.19	3.25	3.22	2.20
Linear regression coefficient				0.9987			



## Internal Calibration Report of Dissolved Oxygen Meter

### *Zero Point Checking*

DO meter reading, mg/L	0.00
------------------------	------

### *Salinity Checking*

Reagent No. of NaCl (10ppt)	CPE/012/4.7/002/11	Reagent No. of NaCl (30ppt)	CPE/012/4.8/002/11
-----------------------------	--------------------	-----------------------------	--------------------

### *Determination of dissolved oxygen content by Winkler Titration \*\**

Salinity (ppt)	10		30	
	1	2	1	2
Trial				
Initial Vol. of Na <sub>2</sub> S <sub>2</sub> O <sub>3</sub> (ml)	0.00	12.40	24.50	35.80
Final Vol. of Na <sub>2</sub> S <sub>2</sub> O <sub>3</sub> (ml)	12.40	24.50	35.80	47.00
Vol. (V) of Na <sub>2</sub> S <sub>2</sub> O <sub>3</sub> used (ml)	12.40	12.10	11.30	11.20
Dissolved Oxygen (DO), mg/L	7.91	7.72	7.21	7.14
Acceptance criteria, Deviation	Less than + 0.3mg/L		Less than + 0.3mg/L	

Calculation: DO (mg/L) = V x N x 8000/298

Salinity (ppt)	DO meter reading, mg/L			Winkler Titration result**, mg/L			Difference (%) of DO Content
	1	2	Average	1	2	Average	
10	7.82	7.63	7.73	7.91	7.72	7.82	1.16
30	7.22	7.16	7.19	7.21	7.14	7.18	0.14

### *Acceptance Criteria*

- (1) Differenc between temperature readings from temperature sensor of DO probe and reference thermometer : < 0.5 °C
- (2) Linear regression coefficient : >0.99
- (3) Zero checking: 0.0mg/L
- (4) Difference (%) of DO content from the meter reading and by winkler titration : within ± 5%

The equipment complies <sup>#</sup> / ~~does not comply~~ <sup>#</sup> with the specified requirements and is deemed acceptable <sup>#</sup> / unacceptable <sup>#</sup> for use.

<sup>#</sup> Delete as appropriate

Calibrated by

:

Approved by :



## Performance Check of Salinity Meter

Equipment Ref. No. : ET/EW/008/005      Manufacturer : YSI  
Model No. : Pro 2030      Serial No. : 12A 100353  
Date of Calibration : <sup>29/10/2013</sup> ~~29/08/2013~~ <sub>29/08/2013</sub>      Due Date : 28/01/2014

Ref. No. of Salinity Standard used (30ppt)

S/001/4

Salinity Standard (ppt)	Measured Salinity (ppt)	Difference %
30.0	30.8	2.63

Acceptance Criteria

Difference : <10 %

The salinity meter complies \* / ~~does not comply~~ \* with the specified requirements and is deemed acceptable \* / ~~unacceptable~~ \* for use. Measurements are traceable to national standards.

Checked by : 

Approved by : 