


# Leader and JEC Joint Venture

## Contract No. DC/2009/24 HATS Stage 2A – Upgrading of Preliminary Treatment Works at Sandy Bay, Cyberport, Wah Fu, Aberdeen and Ap Lei Chau

Monthly Environmental  
Monitoring and Audit Report  
May 2019

(Version 1.0)  
(Revised)

Certified By   
(Environmental Team Leader)

REMARKS:

The information supplied and contained within this report is, to the best of our knowledge, correct at the time of printing.

WELLAB accepts no responsibility for changes made to this report by third parties

**WELLAB LTD**  
Room 1701, Technology Park,  
18 On Lai Street,  
Shatin, NT, Hong Kong  
Tel: (852) 2898 7388 Fax: (852) 2898 7076  
Email: wellab@wellab.com.hk

CE/Harbour Area Treatment Scheme  
Drainage Services Department  
Sewage Services Branch  
Harbour Area Treatment Scheme Division  
5/F, Western Magistracy  
2A Pokfulam Road, Hong Kong

Attn: Mr. K K Kam

**Agreement No. CE 8/2009(EP) Harbour Area Treatment Scheme Stage 2A  
Independent Environmental Checker for Construction Phase – Investigation**

**Our Reference**  
EC/AFK/DC/rh/T261332/  
22.01/L-1394

**Contract No. DC/2009/24 – Upgrading of Preliminary Treatment Works at  
Sandy Bay, Cyberport, Wah Fu, Aberdeen and Ap Lei Chau**

3/F International Trade  
Tower (formerly  
Mapletree Bay Point)  
348 Kwun Tong Road  
Kowloon  
Hong Kong

**Condition 4.4 – Monthly EM&A Report for May 2019 (no. 89) Version 1.0**

13 June 2019

**By Post**

T +852 2828 5757  
F +852 2827 1823  
mottmac.hk

Dear Sir,

I refer to the captioned Monthly EM&A Report for May 2019 (version 1.0) submitted by ET on 13 June 2019 via email. In accordance with Condition 4.4 of Environmental Permit No. EP-322/2008/G, I hereby verify the captioned Monthly EM&A Report.

Yours faithfully  
for MOTT MACDONALD HONG KONG LIMITED



Ir Dr Anne F Kerr  
Independent Environmental Checker  
T +852 2828 5757  
anne.kerr@mottmac.com

c.c.

Ove Arup & Partners HK Limited  
Leader – JEC JV  
Wellab Limited

Mr. Jeremy Mark Sparrow  
Mr. Kelvin Cheung / Ms. S P Ngan  
Dr. Priscilla Choy

Fax: 2370 4377  
By email  
By email

## TABLE OF CONTENTS

	Page
<b>EXECUTIVE SUMMARY .....</b>	<b>1</b>
Introduction.....	1
Environmental Monitoring Works.....	1
Air Quality and Noise.....	1
Noise (Sandy Bay PTW) .....	2
Air Quality and Noise (Cyberport PTW).....	2
Air Quality and Noise (Wah Fu PTW).....	2
Environmental Licenses and Permits.....	4
Environmental Mitigation Implementation Schedule.....	4
Key Information in the Reporting Month.....	4
Summary of Complaints and Prosecutions.....	4
Future Key Issues: .....	5
<b>1. INTRODUCTION.....</b>	<b>6</b>
Background.....	6
Project Organizations.....	6
Construction Programme .....	7
Summary of EM&A Requirements .....	7
<b>2. AIR QUALITY .....</b>	<b>8</b>
Monitoring Requirements.....	8
Monitoring Locations .....	8
Monitoring Equipment.....	8
Monitoring Parameters, Frequency and Duration.....	8
Monitoring Methodology and QA/QC Procedure .....	9
Monitoring Methodology and QA/QC Procedure .....	9
Results and Observations.....	11
<b>3 NOISE .....</b>	<b>12</b>
Monitoring Requirements.....	12
Monitoring Locations .....	12
Monitoring Equipment.....	12
Monitoring Parameters, Frequency and Duration.....	12
Monitoring Methodology and QA/QC Procedures.....	13
<b>Maintenance and Calibration</b> .....	13
Results and Observations.....	13
<b>4 ENVIRONMENTAL AUDIT.....</b>	<b>15</b>
Site Audits .....	15
Review of Environmental Monitoring Procedures .....	15
Status of Environmental Licensing and Permitting .....	15
Status of Waste Management .....	16
Implementation Status of Event Action Plans .....	17
Summary of Complaints and Prosecutions.....	17
<b>5. FUTURE KEY ISSUES.....</b>	<b>19</b>
Key Issues for the Coming Month.....	19
Monitoring Schedule for the Next Month.....	19
Construction Program for the Next Month.....	19
<b>6. CONCLUSIONS AND RECOMMENDATIONS .....</b>	<b>20</b>
Conclusions.....	20
Recommendations.....	20

## **LIST OF TABLES**

Table I	Summary Table for Non-compliance Recorded in the Reporting Month
Table II	Summary Table for Key Information in the Reporting Month
Table 1.1	Key Project Contacts
Table 2.1	Locations for Air Quality Monitoring
Table 2.2	Air Quality Monitoring Equipment
Table 2.3	Impact Dust Monitoring Parameters, Frequency and Duration
Table 2.4	Summary of 1-hour and 24-hour TSP Monitoring Result in Reporting Month
Table 3.1	Locations for Noise Monitoring Stations
Table 3.2	Noise Monitoring Equipment
Table 3.3	Noise Monitoring Parameters, Frequency and Duration
Table 3.4	Summary the Noise Monitoring Results in Reporting Month
Table 4.1	Summary of Environmental Licensing and Permit Status
Table 4.2	Observations and Recommendations of Site Audit

## **LIST OF FIGURES**

Figure 1	General Location Plan of the Project and Locations of Air Quality and Noise Monitoring Stations
Figure 2	ET Organization Chart

## **LIST OF APPENDICES**

A	Action and Limit Levels for Air Quality and Noise
B	Copies of Calibration Certificates
C	Environmental Monitoring Schedule
D	Meteorological Data on monitoring dates
E	Air Quality Monitoring Results and Graphical Presentations
F	Noise Monitoring Results and Graphical Presentations
G	Summary of Exceedance
H	Site Audit Summary
I	Summary of Amount of Waste Generated
J	Event Action Plans
K	Environmental Mitigation Implementation Schedule (EMIS)
L	Complaint Log
M	Construction Programme

## ABBREVIATION AND ACRONYM

AL Levels	Action and Limit Levels
DSD	Drainage Services Department
E / ER	Engineer/Engineer's Representative
EIA	Environmental Impact Assessment
EM&A	Environmental Monitoring and Audit
EMIS	Environmental Mitigation Implementation Schedule
EP	Environmental Permit
EPD	Environmental Protection Department
ET	Environmental Team
HATS 2A	Harbour Area Treatment Scheme Stage 2A
HVS	High Volume Sampler
IEC	Independent Environmental Checker
RE	Resident Engineer
RH	Relative Humidity
QA/QC	Quality Assurance / Quality Control
SLM	Sound Level Meter
WMP	Waste Management Plan

## EXECUTIVE SUMMARY

### Introduction

1. This is the 89<sup>th</sup> Monthly Environmental Monitoring and Audit (EM&A) Report prepared by Wellab Limited for DSD Contract No. DC/2009/24 “HATS Stage 2A – Upgrading of Preliminary Treatment Works at Sandy Bay, Cyberport, Wah Fu, Aberdeen and Ap Lei Chau” (The Project) which documents the key information of EM&A of Contract No. DC/2009/24 and environmental monitoring results from DC/2009/24 HATS Stage 2A with the Environmental Permit (Permit No. EP-322/2008/G) for May 2019. The project was taken over by Wellab Limited (Wellab) starting from 1<sup>st</sup> January 2019.
2. The site activities undertaken in the reporting month included:
  - Wah Fu PTW – N/A;
  - Ap Lei Chau PTW – Continuous interim operation and maintenance of the ALC PTW, Remedial E&M repairing works, Site clearance works for further seawall reinstatement;
  - Aberdeen PTW – Continuous interim operation and maintenance of the ABN PTW, Defect Rectification Works;
  - Sandy Bay PTW – N/A;
  - Cyberport PTW – N/A.

### Environmental Monitoring Works

3. The environmental monitoring works of the Project was conducted by the ET for the Contract DC/2009/24 under HATS 2A with the Environmental Permit and in accordance with the EM&A Manual. The monitoring results were checked and reviewed. Site audits were conducted once per week. The implementation of the environmental mitigation measures, Event Action Plans and environmental complaint handling procedures were also checked.

### Air Quality and Noise

4. The monitoring of air quality monitoring station at Wah Ming House, Wah Fu Estate (CM\_WF1a) and noise monitoring station at Aegean Terrace (M6a), Wah Ming House (M7a) and Wah Ling House (M8) was handed over to Contract No. DC/2009/24 from Contract No. DC/2007/24 in July 2014. The noise monitoring station at Mei Chun Court, South Horizons (M9) was handed over to Contract No. DC/2009/24 from Contract No. DC/2008/09 on 28 July 2014. The air quality and noise monitoring stations were set up by Cinotech Consultants Limited (post ET for this project) to monitor the air quality and noise in the vicinity of the sensitive receivers starting from July 2014 and the noise monitoring stations (M8, & M9) were taken over by Wellab Limited (current ET for this project) starting from 1<sup>st</sup> January 2019. The environmental monitoring schedule for the reporting month is shown in **Appendix C**.
5. Hence, the monitoring of air quality monitoring station at The Arcade, Cyberport (CM\_CB1a), The Hong Kong Ice and Cold Storage (CM\_AB1a) was handed over to Contract No. DC/2009/24 from Contract No. DC/2007/24 in August 2014. The air quality monitoring stations was set up by Cinotech Consultants Limited (post ET for this project) to monitor the air quality in the vicinity of the sensitive receivers starting from August 2014. The environmental monitoring schedule for the reporting month is shown in **Appendix C**.
6. However, the air quality monitoring at CM\_AB1a had been rejected and could not be continued,

the proposed location (CM\_AB1b – Works Site Boundary of Aberdeen PTW) was approved by ER on 22 July 2014. The air quality monitoring stations was set up by Cinotech Consultants Limited (post ET for this project) to monitor the air quality in the vicinity of the sensitive receivers starting from August 2014 and the air quality station (CM\_AB1b) was taken over by Wellab Limited (current ET for this project) starting from 1<sup>st</sup> January 2019. The environmental monitoring schedule for the reporting month is shown in **Appendix C**. The location of CM\_AB1b is shown in **Figure 1c**.

### **Noise (Sandy Bay PTW)**

7. The Proposal for Termination of Construction Phase EM&A Works for Contract No. DC/2007/24 was submitted by its ET to EPD in July 2015. The proposal, including the termination of noise monitoring at Chuk Lam Ming Tong (M5), was approved by the EPD on 27 July 2015. The result of noise monitoring at M5 would not be reported from 27 July 2015, based on section 15.11 of the EM&A Manual of this Project as below:
  - i) Construction activities including the remaining outstanding construction works for Sandy Bay PTW have been completed by the Contractor of this Project, therefore, no major environmental impact from Sandy Bay PTW is anticipated due to the Project.

### **Air Quality and Noise (Cyberport PTW)**

8. The Proposal for Termination of Construction Phase EM&A Works at Cyberport PTW for this Project was submitted by its ET to EPD in December 2017. The proposal, including the termination of air quality monitoring at The Arcade, Cyberport (CM\_CB1a) and noise monitoring at Aegean Terrace (M6a), was approved by the EPD on 7 December 2017. The result of air quality monitoring at CM\_CB1a and noise monitoring at M6a would not be reported from 7 December 2017, based on section 15.11 and 15.12 of the EM&A Manual of this Project as below:
  - i) Referring to the certificates of substantial completion, the construction works at Cyberport PTW was substantially completed on 30<sup>th</sup> June 2016. Construction activities including the remaining outstanding construction works at Cyberport PTW will be completed by the Contractor by the end of November 2017. All construction activities with significant environmental impact at Cyberport PTW have been completed on 22<sup>nd</sup> November 2017. Therefore, no significant environmental impact at Cyberport PTW is anticipated due to the Project starting from 1<sup>st</sup> December 2017.
  - ii) No Project-related environmental monitoring (air quality monitoring and noise monitoring) exceedance was recorded over the duration of the monitoring programme at Cyberport PTW.
  - iii) No environmental-related prosecution or summons was recorded at Cyberport PTW. No case of complaint was logged since project commencement at Cyberport PTW.

### **Air Quality and Noise (Wah Fu PTW)**

9. The Proposal for Termination of Construction Phase EM&A Works at Wah Fu PTW for this

Project was submitted by its ET to EPD in July 2018. The proposal, including the termination of air quality monitoring at the rooftop of Wah Ming House (CM\_WF1a) and noise monitoring at the rooftop of Wah Ming House (M7a), was approved by the EPD on 2 October 2018. The result of air quality monitoring at CM\_WF1a and noise monitoring at M7a would not be reported from 2 October 2018, based on section 15.11 and 15.12 of the EM&A Manual of this Project as below:

- i) Referring to the certificates of substantial completion, the construction works at Wah Fu PTW was substantially completed on 25<sup>th</sup> August 2016. Construction activities including the remaining outstanding construction works at Wah Fu PTW is completed by the Contractor on 4<sup>th</sup> June 2018. All construction activities with significant environmental impact at Wah Fu PTW have been completed on 4<sup>th</sup> June 2018. Therefore, no significant environmental impact at Wah Fu PTW is anticipated due to the Project starting from 4<sup>th</sup> June 2018. Moreover, according to the email from ER on 11<sup>th</sup> June 2018, the site portion of Wah Fu PTW had been handed over to DSD/ST2 on 4<sup>th</sup> June 2018.
- ii) One Project related Limit Level exceedance was recorded during the daytime construction noise monitoring on 19<sup>th</sup> December 2012 by the ET of DC/2007/24 at M7a. References could be made to the Monthly EM&A Report for December 2012. No Project-related environmental monitoring (air quality monitoring and noise monitoring) exceedance was recorded since January 2013 at Wah Fu PTW.

10. Summary of the non-compliance of the reporting month is tabulated in **Table I**.

**Table I Summary Table for Non-compliance Recorded in the Reporting Month**

Monitoring Station	Parameter	No. of Exceedance		No. of Exceedance Due to the Project		Action Taken
		Action Level	Limit Level	Action Level	Limit Level	
CM_CB1a	1-hr TSP	--	--	--	--	--
	24-hr TSP	--	--	--	--	--
CM_WF1a	1-hr TSP	--	--	--	--	--
	24-hr TSP	--	--	--	--	--
CM_AB1b	1-hr TSP	0	0	0	0	N/A
	24-hr TSP	0	0	0	0	N/A
M5	Noise (Day Time)	--	--	--	--	--
M6a		--	--	--	--	--
M7a		--	--	--	--	--
M8		0	0	0	0	N/A
M9		0	0	0	0	N/A

#### *1-hour TSP Monitoring*

11. All 1-hour TSP monitoring was conducted as scheduled in the reporting month. No Action/Limit Level exceedance was recorded.

#### *24-hour TSP Monitoring*

12. All 24-hour TSP monitoring was conducted as scheduled in the reporting month. No



Action/Limit Level exceedance was recorded.

### *Construction Noise*

13. All construction noise monitoring was conducted as scheduled in the reporting. No Action/Limit Level exceedance was recorded.

### **Environmental Licenses and Permits**

14. Licenses/Permits granted to the Project include the Environmental Permit (EP), Notification of Works under APCO, Water Discharge Licences and Registered as a Chemical Waste Producer for Sandy Bay, Cyberport, Ap Lei Chau, Aberdeen, Wah Fu PTWs sites.

### **Environmental Mitigation Implementation Schedule**

15. According to the EIA Report Section 3.74, 4.56, 6.384, 9.154 and 13.44, air quality, noise, water quality, waste management and landscape and visual would be the key environmental issues and mitigation measures shall be implemented during the construction phase. Details of the implementation of mitigation measures are provided in the **Appendix K**.

### **Key Information in the Reporting Month**

16. Summary of key information in the reporting month is tabulated in **Table II**.

**Table II Summary Table for Key Information in the Reporting Month**

Event	Event Details		Action Taken	Status	Remark
	Number	Nature			
Complaint received	0	---	N/A	N/A	---
Status of submissions under EP	1	Environmental Monitoring and Audit Monthly Report – April 2019	Submitted to EPD on 20 May 2019	No comment	---
Notifications of any summons & prosecutions received	0	---	N/A	N/A	---

### **Summary of Complaints and Prosecutions**

17. There was no environmental prosecution, complaint or notification of summons received in the reporting month, while eight complaints were already received since the Project commencement. The Complaint Log is presented in **Appendix L**.

**Future Key Issues:**

18. Major site activities for the coming two months include:
- Wah Fu PTW: N/A;
  - Aberdeen PTW: N/A;
  - Ap Lei Chau PTW: Operation of PTW, Building Service installation of Screening and Degritting Facilities and Effluent Pumping Station, Seawall reconstruction;
  - Sandy Bay PTW: N/A; and
  - Cyberport PTW: N/A.
19. The environmental concerns in coming months are mainly on chemicals storage, surface run off, spillage of wastewater during rainstorm and dust generated from the construction works.

## 1. INTRODUCTION

### Background

- 1.1 The Project ‘HATS Stage 2A – Upgrading of Preliminary Treatment Works at Sandy Bay, Cyberport, Wah Fu, Aberdeen and Ap Lei Chau’ with Contract No: DC/2009/24 mainly comprises the following major works:
- The construction of screens, grit traps, deodourisation rooms, workshop and administration buildings, and modification of existing inlet pumping stations at the preliminary treatment works at Sandy Bay, Cyberport, Wah Fu, Aberdeen and Ap Lei Chau.
- 1.2 The general location plan of the Project is shown in **Figure 1**.
- 1.3 The Project is under Harbour Area Treatment Scheme (HATS) Stage 2A and is a designated project (Register No. : AEIAR-121/2008). The environmental permit: (Permit No. EP-322/2008/G) which was issued on 9<sup>th</sup> May 2014 to the Drainage Services Department (hereinafter called the DSD) as the Permit Holder.
- 1.4 Leader and JEC Joint Venture (hereafter called the LJJV) was commissioned by the DSD to undertake the construction of the Contract No. DC/2009/24 “Upgrading of Preliminary Treatment Works at Sandy Bay, Cyberport, Wah Fu, Aberdeen and Ap Lei Chau”.
- 1.5 Cinotech Consultants Limited was commissioned by LJJV to undertake the Environmental Monitoring and Audit (EM&A) works for the project and was appointed as the Environmental Team (ET) of the Project under Condition 2.1 of the EP. The ET of this project was taken over by Wellab Limited (Wellab) starting from 1<sup>st</sup> January 2019.
- 1.6 The construction works at Wah Fu PTW and Ap Lei Chau PTW were commenced in the January 2012.
- 1.7 The construction phase of EM&A programme of the Project commenced in January 2012.
- 1.8 This is the 89<sup>th</sup> monthly EM&A report summarizing the EM&A works conducted for the Project in May 2019.

### Project Organizations

- 1.9 The contacts of the Project are shown in **Table 1.1** and the organization chart of ET for Contract is shown in **Figure 2**.

**Table 1.1 Key Project Contacts**

Party	Role	Name	Position	Phone No.
Drainage Services Department	Project Proponent	Mr. Vincent Y.K. Wong	Senior Engineer 2	2159 3406
Ove Arup & Partners Hong Kong Ltd	Engineer’s Representative	Mr. Ted Tang	Principal Resident Engineer	2370-4311
	Coordinator	Ms. Natalie Kwok	Resident Engineer	6794 8844

Party	Role	Name	Position	Phone No.
Wellab	Environmental Team	Dr. Priscilla Choy	ET Leader	2151 2089
		Ms. Janet Wai	Project Coordinator & Audit Team Leader	2157 3879
Mott MacDonald	Independent Environmental Checker	Dr. Anne Kerr	Independent Environmental Checker	2828 5757
Leader and JEC Joint Venture	Contractor	Mr. Kelvin Cheung	Site Agent	9656 8865
		Ms. S.P. Ngan	Environmental Officer	9516 9431

### Construction Programme

1.10 The site activities undertaken in the reporting month included:

- Wah Fu PTW – N/A;
- Ap Lei Chau PTW – Continuous interim operation and maintenance of the ALC PTW, Remedial E&M repairing works, Site clearance works for further seawall reinstatement;
- Aberdeen PTW – Continuous interim operation and maintenance of the ABN PTW, Defect Rectification Works;
- Sandy Bay PTW – N/A;
- Cyberport PTW – N/A.

### Summary of EM&A Requirements

1.11 The EM&A programme requires construction phase monitoring for air quality and construction noise, landscape and visual and environmental site audit. The EM&A requirements for each parameter are described in the following sections, including:

- All monitoring parameters;
- Action and Limit levels for all environmental parameters;
- Event Action Plans;
- Environmental mitigation measures, as recommended in the project EIA study final report; and
- Environmental requirements in contract documents.

1.12 The advice on the implementation status of environmental protection and pollution control/mitigation measures is summarized in **Section 4** of this report.

1.13 This report presents the monitoring results, observations, locations, equipment, period, for required monitoring parameter namely dust, noise levels, and audit works conducted for the Project in May 2019. For the methodology and QA/QC procedures of the monitoring parameters, please refer to the Section 2 and 3 of this report.

## 2. AIR QUALITY

### Monitoring Requirements

- 2.1 1-hour and 24-hour TSP monitoring were conducted to monitor the air quality. **Appendix A** shows the established Action/Limit Levels for the environmental monitoring works.

### Monitoring Locations

- 2.2 The designated monitoring station, CM\_AB1b was selected for impact dust monitoring for the Project. **Table 2.1** describes the air quality monitoring locations and the responsible ET who is carrying out the impact air quality monitoring. The monitoring location which is also depicted in **Figure 1**.
- 2.3 The termination of air quality monitoring at CM\_CB1a – The Arcade, Cyberport was approved by EPD on 7 December 2017.
- 2.4 The termination of air quality monitoring at CM\_WF1a – The rooftop of Wah Ming House was approved by EPD on 2 October 2018. No air quality monitoring was conducted during the reporting month at CM\_WF1a.

**Table 2.1 Locations for Air Quality Monitoring**

Monitoring Station	Monitored by	Location of Measurement
CM_AB1b <sup>(1)</sup>	DC/2009/24	Works Site Boundary of Aberdeen PTW

Remarks:

1: Relocation of the air quality monitoring station was verified by IEC on 23 October 2014 and approved by EPD on 5 December 2014.

### Monitoring Equipment

- 2.5 Both 1-hour TSP monitoring and continuous 24-hour TSP impact air quality monitoring were performed and complied with the specifications stipulated in the approved EM&A Manual. **Table 2.2** summarizes the equipment used in the impact air quality monitoring programme. Copies of the calibration certificates for the equipment are presented in **Appendix B**.

**Table 2.2 Air Quality Monitoring Equipment**

Equipment	Model and Make	Quantity
HVS Samplers	GMWS 2310 HVS, Model GS-2310-105	1
Laser Dust Meter	Met One Instruments; Model no. AEROCET-831	2
Calibrator	Tisch Environmental, Inc.; Model no. TE-5025A	1

### Monitoring Parameters, Frequency and Duration

- 2.6 **Table 2.3** summarizes the monitoring parameters and frequencies of impact dust monitoring for the whole construction period. The air quality monitoring schedules could be found in Appendix C of this report.

**Table 2.3 Impact Dust Monitoring Parameters, Frequency and Duration**

Monitoring Station	Parameter	Period	Frequency
All monitoring locations	1-hour TSP	0700-1900 hrs	3 times/ every 6 days
	24-hour TSP	0000-2400 hrs	once in every 6 days

### Monitoring Methodology and QA/QC Procedure

- 2.7 Weather data was recorded during the monitoring period and is shown in **Appendix D**. The data was obtained from the Meteorological Observations from Hong Kong Observatory Station. The general weather conditions (i.e. sunny, cloudy or rainy) were recorded by the field staff's observation on the monitoring day.

#### Monitoring Methodology and QA/QC Procedure

##### *1-hour TSP Monitoring*

*(Equipment: Sibata; Model no. LD-3, LD-3B)*

#### Measuring Procedures

- 2.6 The measuring procedures of the 1-hour dust meters were in accordance with the Manufacturer's Instruction Manual as follows:
- Pull up the air sampling inlet cover
  - Change the Mode 0 to BG with once
  - Push Start/Stop switch once
  - Turn the knob to SENSI.ADJ and press it
  - Push Start/Stop switch once
  - Return the knob to the position MEASURE slowly
  - Push the timer set switch to set measuring time
  - Remove the cap and make a measurement

#### Maintenance/Calibration

- 2.7 The following maintenance/calibration was required for the direct dust meters:
- Check the meter at a 3-month interval and calibrate the meter at a 1-year interval throughout all stages of the air quality monitoring.

##### *24-hour TSP Monitoring*

#### Instrumentation

- 2.8 High volume (HVS) samplers (Model no. TE-5170 and GS-2310-105) completed with appropriate sampling inlets were employed for 24-hour TSP monitoring. The sampler was composed of a motor, a filter holder, a flow controller and a sampling inlet and its performance specification complied with that required by USEPA Standard Title 40, Code of Federation Regulations Chapter 1 (Part 50).

---

Operating/Analytical Procedures

2.9 Operating/analytical procedures for the operation of HVS were as follows:

- A horizontal platform was provided with appropriate support to secure the samplers against gusty wind.
  - No two samplers were placed less than 2 meters apart.
  - The distance between the sampler and an obstacle, such as buildings, was at least twice the height that the obstacle protrudes above the sampler.
  - A minimum of 2 meters of separation from walls, parapets and penthouses was required for rooftop samples.
  - A minimum of 2 meters separation from any supporting structure, measured horizontally was required.
  - No furnaces or incineration flues were nearby.
  - Airflow around the sampler was unrestricted.
  - The sampler was more than 20 meters from the drip line.
  - Any wire fence and gate, to protect the sampler, should not cause any obstruction during monitoring.
- 2.10 Prior to the commencement of the dust sampling, the flow rate of the high volume sampler was properly set (between 1.1 m<sup>3</sup>/min. and 1.4 m<sup>3</sup>/min.) in accordance with the manufacturer's instruction to within the range recommended in USEPA Standard Title 40, CFR Part 50.
- 2.11 Fiberglass filters were used which have a collection efficiency of larger than 99% for particles of 0.3 µm diameter.
- 2.12 The power supply was checked to ensure the sampler worked properly. On sampling, the sampler was operated for 5 minutes to establish thermal equilibrium before placing any filter media at the designated air monitoring station.
- 2.13 The filter holding frame was then removed by loosening the four nuts and a weighted and conditioned filter was carefully centered with the stamped number upwards, on a supporting screen.
- 2.14 The filter was aligned on the screen so that the gasket formed an airtight seal on the outer edges of the filter. Then the filter holding frame was tightened to the filter holder with swing bolts. The applied pressure should be sufficient to avoid air leakage at the edges.
- 2.15 The shelter lid was closed and secured with the aluminum strip.
- 2.16 The timer was then programmed. Information was recorded on the record sheet, which included the starting time, the weather condition and the filter number (the initial weight of the filter paper can be found out by using the filter number).
- 2.17 After sampling, the filter was removed and sent to the laboratory for weighing. The elapsed time was also recorded.
- 2.18 Before weighing, all filters were equilibrated in a conditioning environment for 24 hours. The conditioning environment temperature should be between 25°C and 30°C and not vary by more than ±3°C; the relative humidity (RH) should be < 50% and not vary by more than

±5%. A convenient working RH is 40%.

Maintenance/Calibration

2.19 The following maintenance/calibration was required for the HVS:

- The high volume motors and their accessories were properly maintained. Appropriate maintenance such as routine motor brushes replacement and electrical wiring checking were made to ensure that the equipment and necessary power supply are in good working condition.

2.20 High volume samplers were calibrated at bi-monthly intervals using Calibration Kit (Tisch Environmental, Inc.; Model no. TE-5025A) throughout all stages of the air quality monitoring.

**Results and Observations**

2.21 **Table 2.4** summarizes the monitoring results at CM\_AB1b in the reporting month.

**Table 2.4 Summary of 1-hour and 24-hour TSP Monitoring Result in Reporting Month**

Air Quality Monitoring Station	Average $\mu\text{g}/\text{m}^3$	Range $\mu\text{g}/\text{m}^3$	Action Level $\mu\text{g}/\text{m}^3$	Limit Level $\mu\text{g}/\text{m}^3$
1 hour TSP				
CM AB1b	87	67-117	283	500
24 hours TSP				
CM AB1b	60	41-84	174	260

2.22 The detailed monitoring data and graphical presentations of 1-hour and 24-hour TSP monitoring results could be referred to **Appendix E**.

2.23 All 1-hour TSP monitoring was conducted as scheduled in the reporting month. No Action/Limit Level exceedance was recorded. Summary of exceedance is presented in **Appendix G**.

2.24 All 24-hour TSP monitoring was conducted as scheduled in the reporting month. No Action/Limit Level exceedance was recorded. Summary of exceedance is presented in **Appendix G**.

2.25 The identified dust sources at the monitoring stations were mainly from road traffic.



### 3 NOISE

#### Monitoring Requirements

- 3.1 Two noise monitoring stations, namely M8 and M9 were designated in the EM&A Manual for impact monitoring in the reporting month. **Appendix A** shows the established Action and Limit Levels for the environmental monitoring works.

#### Monitoring Locations

- 3.2 Noise monitoring was conducted at four designated monitoring stations as listed in **Table 3.1**.
- 3.3 Noise monitoring at M5 – Chuk Lam Ming Tong was completed by the end of July 2015.
- 3.4 The termination of noise monitoring at M6a – Aegean Terrace was approved by EPD on 7 December 2017.
- 3.5 The termination of noise monitoring at M7a – Wah Ming House was approved by EPD on 2 October 2018. No noise monitoring was conducted during the reporting month at M7a.

**Table 3.1 Location of Noise Monitoring Stations**

Monitoring Station	Monitored By	Location of Measurement
M8 (Aberdeen PTW)	DC/2009/24	Wah Lai House
M9 (Ap Lei Chau PTW)		Mei Chun Court, South Horizons

#### Monitoring Equipment

- 3.6 Integrating Sound Level Meter was used for noise monitoring. The meter is a Type 1 sound level meter capable of giving a continuous readout of the noise level readings including equivalent continuous sound pressure level ( $L_{eq}$ ) and percentile sound pressure level ( $L_x$ ) and also complied with International Electrotechnical Commission Publications 651:1979 (Type 1) and 804:1985 (Type 1) specifications. **Table 3.2** summarizes the noise monitoring equipment being used. Copies of the calibration certificates for the sound level meter and calibrator are attached in **Appendix B**.

**Table 3.2 Noise Monitoring Equipment**

Equipment	Model and Make	Quantity
Integrating Sound Level Meter	SVAN 957	1
	SVAN 977	1
Calibrator	SV30A	1

#### Monitoring Parameters, Frequency and Duration

- 3.7 **Table 3.3** summarizes the monitoring parameters, frequency and total duration of monitoring. The noise monitoring schedules could be found in **Appendix C** of this report.

- 3.8 As advised by the Contractor, no construction work under this project was conducted during the restricted hours in reporting month.

**Table 3.3 Noise Monitoring Parameters, Frequency and Duration**

Monitoring Stations	Parameter	Period	Frequency
M8 M9	$L_{eq}(30 \text{ min.})$ dB(A)	0700-1900 hrs. on normal weekdays	Once per week
M8 M9	$L_{eq}(5 \text{ min.})$ dB(A)	During restricted hours	Weekly monitoring to be conducted during the construction works

### Monitoring Methodology and QA/QC Procedures

- The Sound Level Meter was generally set on a tripod at a height of 1.2 m above the ground, depending to the actual monitoring condition.
- For free field measurement (if any), the meter was positioned away from any nearby reflective surfaces. All records for free field noise levels were adjusted with a correction of +3 dB(A).
- The battery condition was checked to ensure the correct functioning of the meter.
- Parameters such as frequency weighting, the time weighting and the measurement time were set as follows:
  - frequency weighting : A
  - time weighting : Fast
  - time measurement : 30 minutes / 5 minutes
- Prior to and after each noise measurement, the meter was calibrated using a Calibrator for 94.0 dB at 1000 Hz. If the difference in the calibration level before and after measurement was more than 1.0 dB, the measurement would be considered invalid and repeat of noise measurement would be required after re-calibration or repair of the equipment.
- The wind speed was frequently checked with the portable wind meter.
- At the end of the monitoring period, the  $L_{eq}$ ,  $L_{90}$  and  $L_{10}$  were recorded. In addition, site conditions and noise sources were recorded on a standard record sheet.
- Noise measurement was paused during periods of high intrusive noise if possible and observation was recorded when intrusive noise was not avoided.  
Noise monitoring was cancelled in the presence of fog, rain, and wind with a steady speed exceeding 5 m/s, or wind with gusts exceeding 10 m/s.

### Maintenance and Calibration

- 3.9 The microphone head of the sound level meter and calibrator was cleaned with soft cloth regularly. The meters were sent to the supplier to check and calibrate on a yearly interval.

### Results and Observations

- 3.10 **Table 3.4** summarizes the monitoring results at M8 and M9 in reporting month.

**Table 3.4 Summary of the Noise Monitoring Results in Reporting Month**

For the time period 0700-1900 hrs. on weekdays		
Monitoring Station	Range, dB(A) L <sub>eq</sub> (30 min.)	Limit Level, dB(A) L <sub>eq</sub> (30 min.)
M8	63-69	75.0
M9	54-61	

- 3.11 The construction noise monitoring at the designated locations was conducted by the ET of this project as scheduled in the reporting month. The monitoring results and graphical presentation are provided in **Appendix F**.
- 3.12 No Action/Limit Level exceedance was recorded. Summary of exceedance is presented in **Appendix G**.
- 3.13 The major noise sources identified at the designated noise monitoring stations were from road traffic noise, sea traffic.

**4 ENVIRONMENTAL AUDIT****Site Audits**

- 4.1 Site audits were carried out on a weekly basis to monitor the timely implementation of proper environmental management practices and mitigation measures in the Project site.
- 4.2 Environmental site audits were conducted on 2, 9, 16, 23 and 30 May 2019. No non-compliance was observed during the site audits.
- 4.3 Site inspections were undertaken to ensure and check that the implementation and maintenance of mitigation measures for Air Quality, Noise, Water Quality, Waste Management, Landscape and Visual are being properly carried out in the reporting month in accordance to section 14.1 of the EM&A Manual. No non-compliance was observed during the site inspections.
- 4.4 The summaries of site audits are attached in **Appendix H**.

**Review of Environmental Monitoring Procedures**

- 4.5 The monitoring works were conducted by the monitoring team of this project. The monitoring procedures were reviewed by its ET.

**Status of Environmental Licensing and Permitting**

- 4.6 All permits/licenses obtained for the Contract DC/2009/24 are summarized in **Table 4.1**.

**Table 4.1 Summary of Environmental Licensing and Permit Status for Contract DC/2009/24**

Permit Number	Valid Period		Details	Status
	From	To		
<b>Water Discharge License</b>				
WT000116 29-2012	N/A	31/1/2017	Location: Sandy Bay PTW	Expiry
WT000116 33-2012	N/A	31/1/2017	Location: Cyber Port PTW	
WT000116 32-2012	N/A	31/1/2017	Location: Ap Lei Chau	
WT000168 37-2013	N/A	31/8/2018	Location: Wah Fu PTW	
WT000279 53-2017	N/A	31/3/2022	Location: Aberdeen PTW	Valid
<b>Notification of Works Under APCO</b>				
334694	6/9/2011	N/A	All PTWs	N/A
<b>Registered Chemical Waste Producer</b>				
5218-171- L2783-01	14/12/2011	N/A	Location: Sandy Bay PTW	Valid
5218-171- L2783-02	30/12/2011	N/A	Location: Cyber Port PTW	

5218-174-L2783-03	30/12/2011	N/A	Location: Ap Lei Chau	
5218-173-L2783-04	30/12/2011	N/A	Location: Aberdeen PTW	
5218-172-L2783-05	30/12/2011	N/A	Location: Wah Fu PTW	
<b>Special Waste Admission Ticket</b>				
14760	24/11/2018	23/11/2019	Location: Aberdeen PTW	Valid
14759	24/11/2018	23/11/2019	Location: Ap Lei Chau	Valid

### Status of Waste Management

- 4.7 The amount of wastes generated by the activities of the Project in the reporting month is shown in **Appendix I**.

### Implementation Status of Environmental Mitigation Measures

- 4.8 Details of the implementation of mitigation measures are provided in the **Appendix K**.
- 4.9 During the weekly environmental site inspections in the reporting period, no non-conformance was identified. The observations and recommendations for the Projects are summarized in **Table 4.2**.

**Table 4.2 Observations and Recommendations of Site Audit**

Parameters	Ref. Number	Observations	Follow Up Action
Water Quality	190509-O01	The silt curtain should be installed and maintained properly to prevent the silty water discharging out from the site boundary.	Please refer to 190516-O01.
	190516-O01	The silt curtain should be aligned to the construction activity properly and provided the maintenance regularly.	The silt curtain was aligned to the construction activity and provided the maintenance.
	190516-O02	The silty water should be collected properly to prevent the runoff from the site area.	The silty water was cleared.
Air Quality	N/A	--	--
Waste/ Chemical Management	N/A	--	--
Noise	190502-R01	The Noise Emission Label should be displayed properly for the generator.	Please refer to 190509-R02.
	190509-R02	The Noise Emission Label should be displayed properly for the generator.	The Quality Powered Mechanical Equipment Label was displayed.
Landscape and Visual	N/A	--	--
Permit/ Licenses	N/A	--	--

### **Implementation Status of Event Action Plans**

- 4.10 The Event Action Plans for air quality and noise are presented in **Appendix J**.

#### 1-hr TSP

- 4.11 No Action/Limit Level exceedance was recorded. No project-related 1-hr TSP monitoring exceedance at CM\_CB1a and CM\_WF1a was recorded over the duration of the monitoring programme. No project-related 1-hr TSP monitoring exceedance at CM\_AB1b was recorded over the duration of the monitoring programme.

#### 24-hr TSP

- 4.12 No Action/Limit Level exceedance was recorded. No project-related 24-hr TSP monitoring exceedance at CM\_CB1a and CM\_WF1a was recorded over the duration of the monitoring programme. No project-related 24-hr TSP monitoring exceedance at CM\_AB1b was recorded over the duration of the monitoring programme.

#### Construction Noise

- 4.13 No Action/Limit Level exceedance was recorded. No project-related construction noise monitoring exceedance at M6a was recorded over the duration of the monitoring programme. One Project related Limit Level exceedance was recorded during the daytime construction noise monitoring on 19<sup>th</sup> December 2012 by the ET of DC/2007/24 at M7a. No project-related construction noise monitoring exceedance at M7a was recorded since January 2013. No project-related construction noise monitoring exceedance at M8 was recorded over the duration of the monitoring programme.

#### Landscape and Visual

- 4.14 No non-compliance was recorded.

### **Summary of Complaints and Prosecutions**

- 4.15 No environmentally related summons, prosecutions or complaints were received for the Project in the reporting month.

4.16 Sandy Bay PTW:

There was no environmental prosecution or notification of summons since the Project commencement. The Complaint Log is presented in **Appendix L**.

Cyberport PTW:

There was no environmental prosecution or notification of summons since the Project commencement. The Complaint Log is presented in **Appendix L**.

Wah Fu PTW:

There was no environmental prosecution or notification of summons in the reporting month while six complaints were already received since the Project commencement. The Complaint Log is presented in **Appendix L**.

Aberdeen PTW:

There was no environmental prosecution or notification of summons since the Project

commencement. The Complaint Log is presented in **Appendix L**.

Ap Lei Chau PTW:

There was no environmental prosecution or notification of summons in the reporting month while two complaints were already received since the Project commencement. The Complaint Log is presented in **Appendix L**.

## 5. FUTURE KEY ISSUES

### Key Issues for the Coming Month

5.1 Key environmental issues in the coming month include:

- Generation of dust from stockpiles of excavated and dusty materials, unpaved site area and vehicle movement, roadworks, excavation works and loading and unloading dusty materials on-site;
- Noise nuisance from operation of equipment and machinery on-site;
- Provision well maintenance on the storage facilities of chemicals/fuel and chemical waste/waste oil on-site;
- Mosquito breeding due to the ponding water and stagnant water around the site areas;
- Drainage system should be well designed and maintained to prevent flooding and silty water getting into the public area during and after raining;
- Maintenance of de-silting facilities and drainage system such as U-channels;
- Blockage of U-channel by accumulated silt;
- Silty surface runoff generated from the site area; and
- Silt and dust getting into the public area by the leaving site vehicles at the site exits without adequate wheel washing facilities.

### Monitoring Schedule for the Next Month

5.2 The tentative environmental monitoring schedules for the next month could be found in the **Appendix C** of this report.

### Construction Program for the Next Month

5.3 The tentative construction program is provided in **Appendix M**.



## 6. CONCLUSIONS AND RECOMMENDATIONS

### Conclusions

- 6.1 Environmental monitoring and audit works were performed in the reporting month and all monitoring results were checked and reviewed.

#### 1-hour TSP Monitoring

- 6.2 All 1-hour TSP monitoring was conducted as scheduled in the reporting month. No Action/Limit Level exceedance was recorded.

#### 24-hour TSP Monitoring

- 6.3 All 24-hour TSP monitoring was conducted as scheduled in the reporting month. No Action/Limit Level exceedance was recorded.

#### Construction Noise Monitoring

- 6.4 All construction noise monitoring was conducted as scheduled in the reporting month. No Action/Limit Level exceedance was recorded.

#### Environmental Audit

- 6.5 Environmental site audits were conducted as weekly basis in the reporting month. No non-compliance was recorded.

#### Complaint and Prosecution

- 6.6 No environmentally related summons, prosecutions or complaints were received in the reporting month.

### Recommendations

- 6.7 According to the environmental audit performed in the reporting month, the following recommendations were made:

#### *Water Quality*

- The silt curtain and wastewater treatment facility should be provided to prevent the silty water overflow from the site boundary; and
- The silty water should be collected properly in the site area.

#### *Noise*

- The Quality Powered Mechanical Equipment Label should be displayed properly.

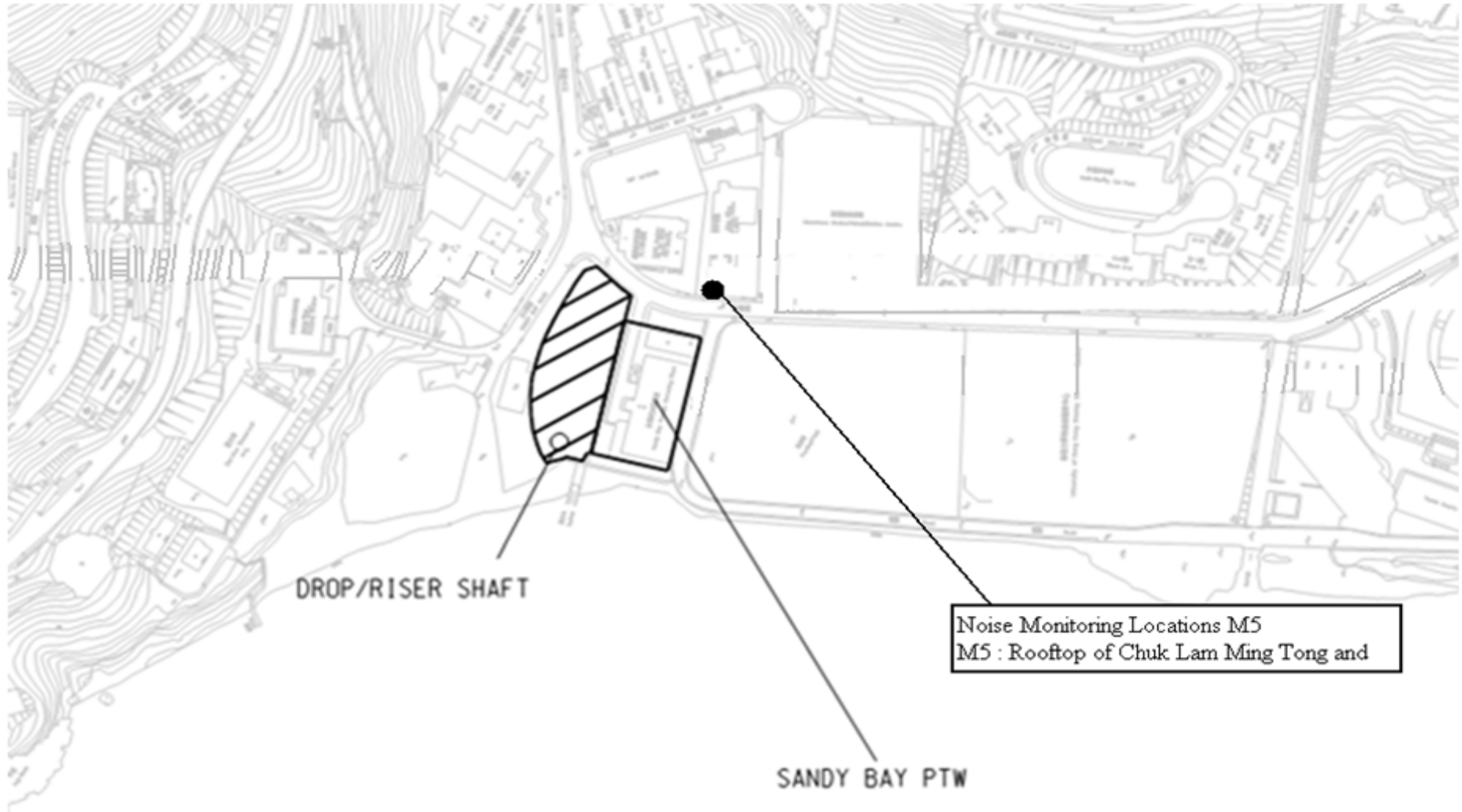
---

---

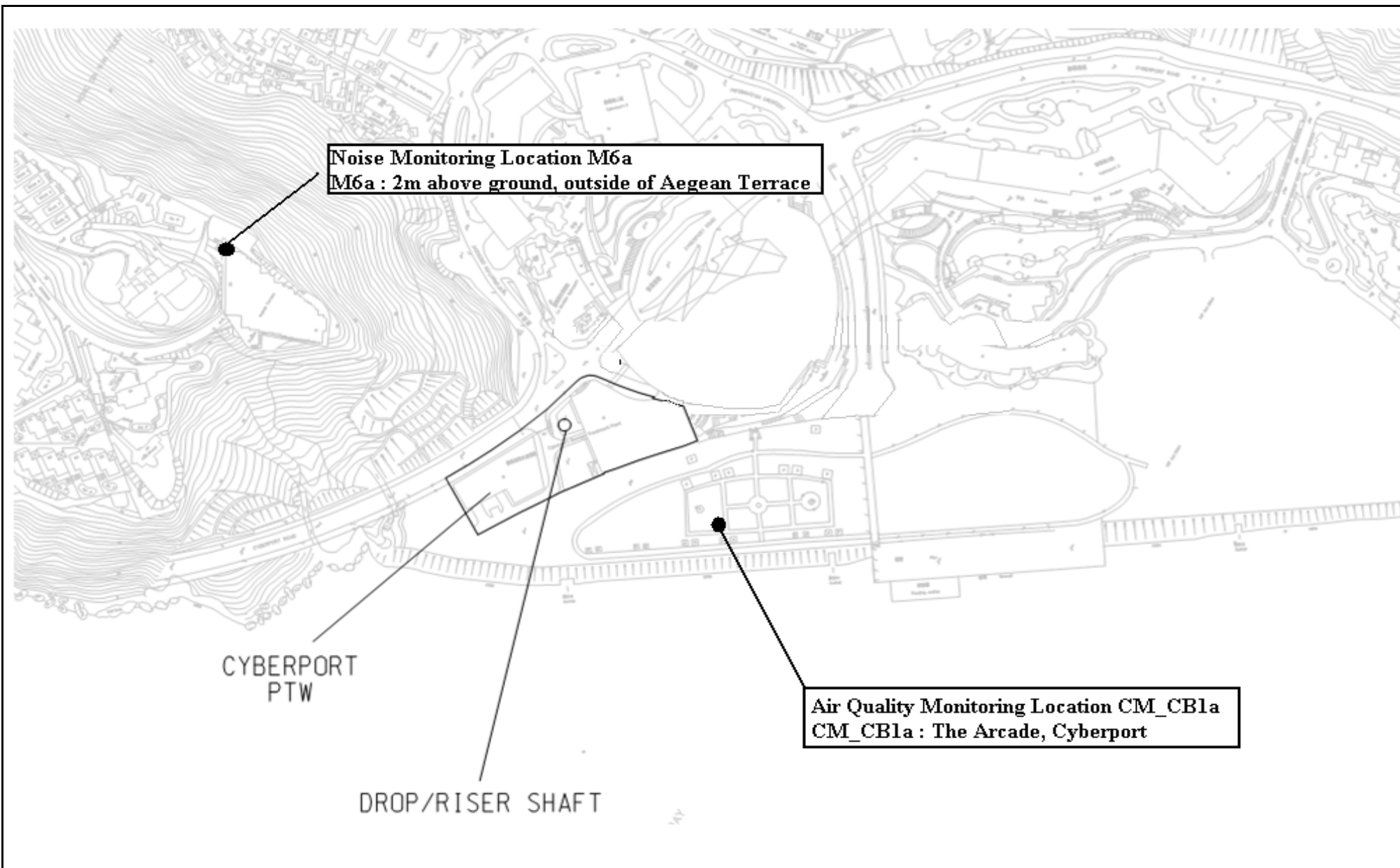
## FIGURES

---

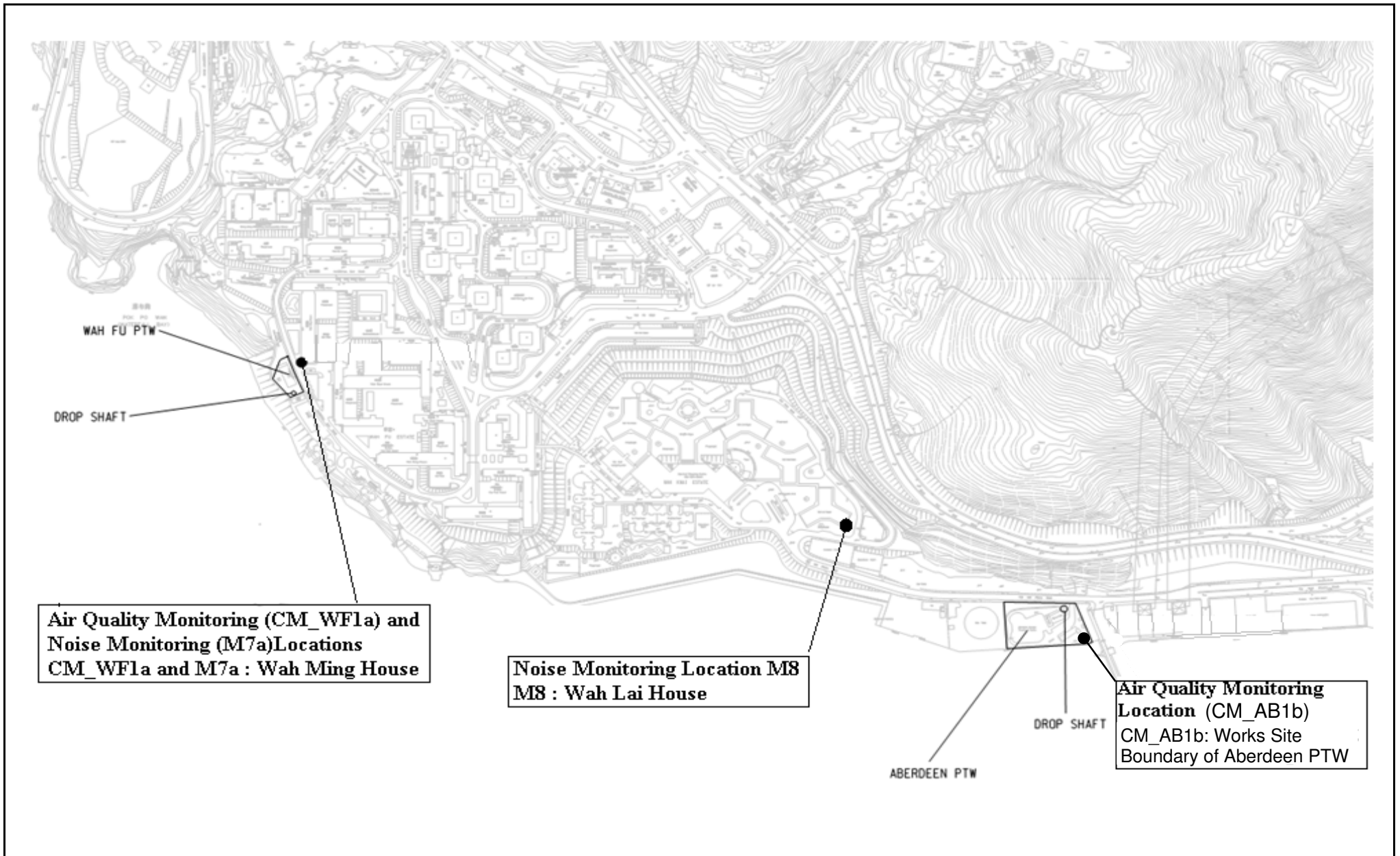
---



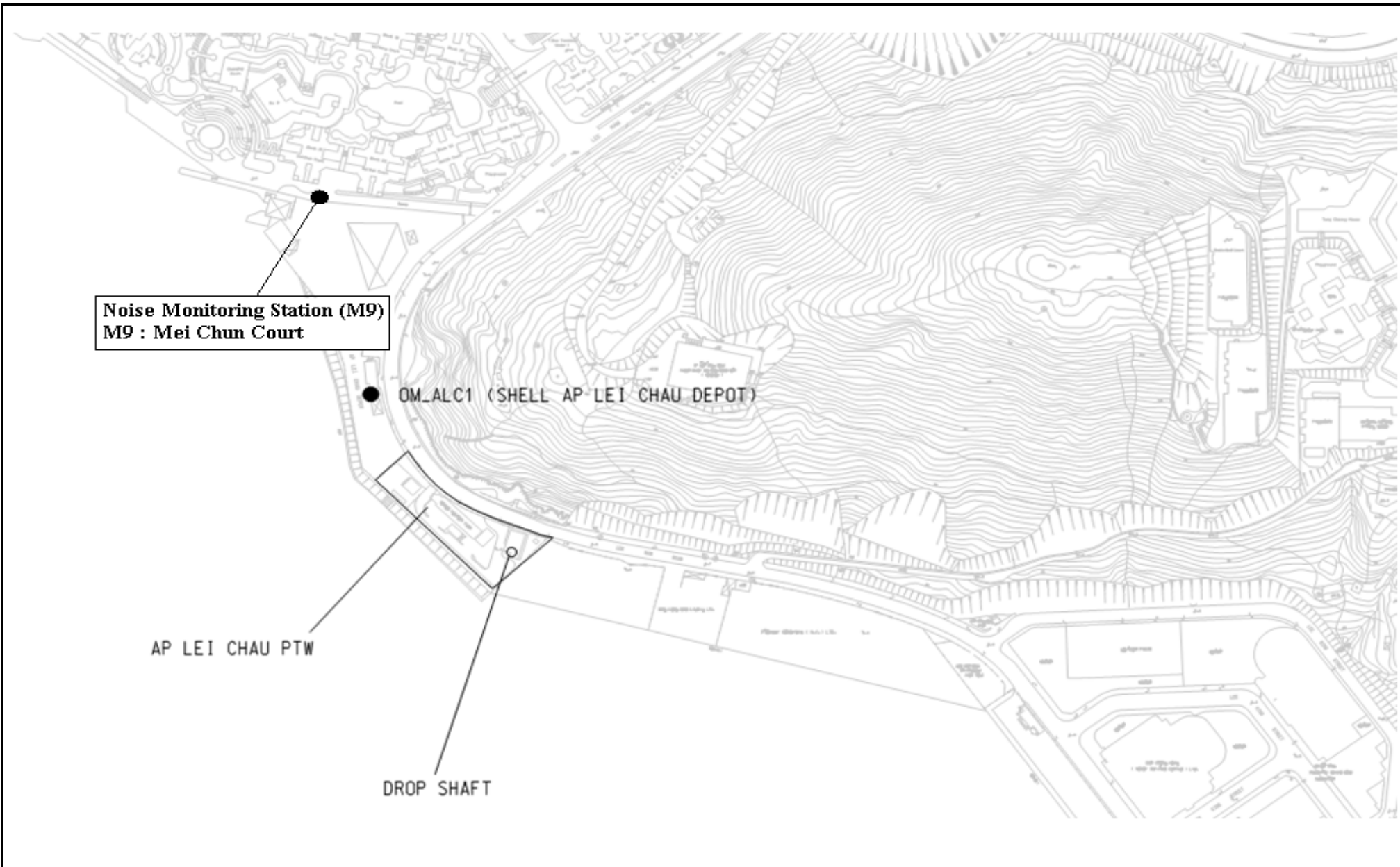
Title	Contract No: DC/2009/24	Scale	Project	<b>WELLAB</b>
	HATS 2A - Upgrading of Preliminary Treatment Works at Sandy Bay, Cyberport, Wah Fu, Aberdeen and Ap Lei Chau	N.T.S	No. MA11060	
	General Location Plan of Sandy Bay PTW and Locations of Noise Monitoring Stations	Date	Figure	
		01/2012	1A	



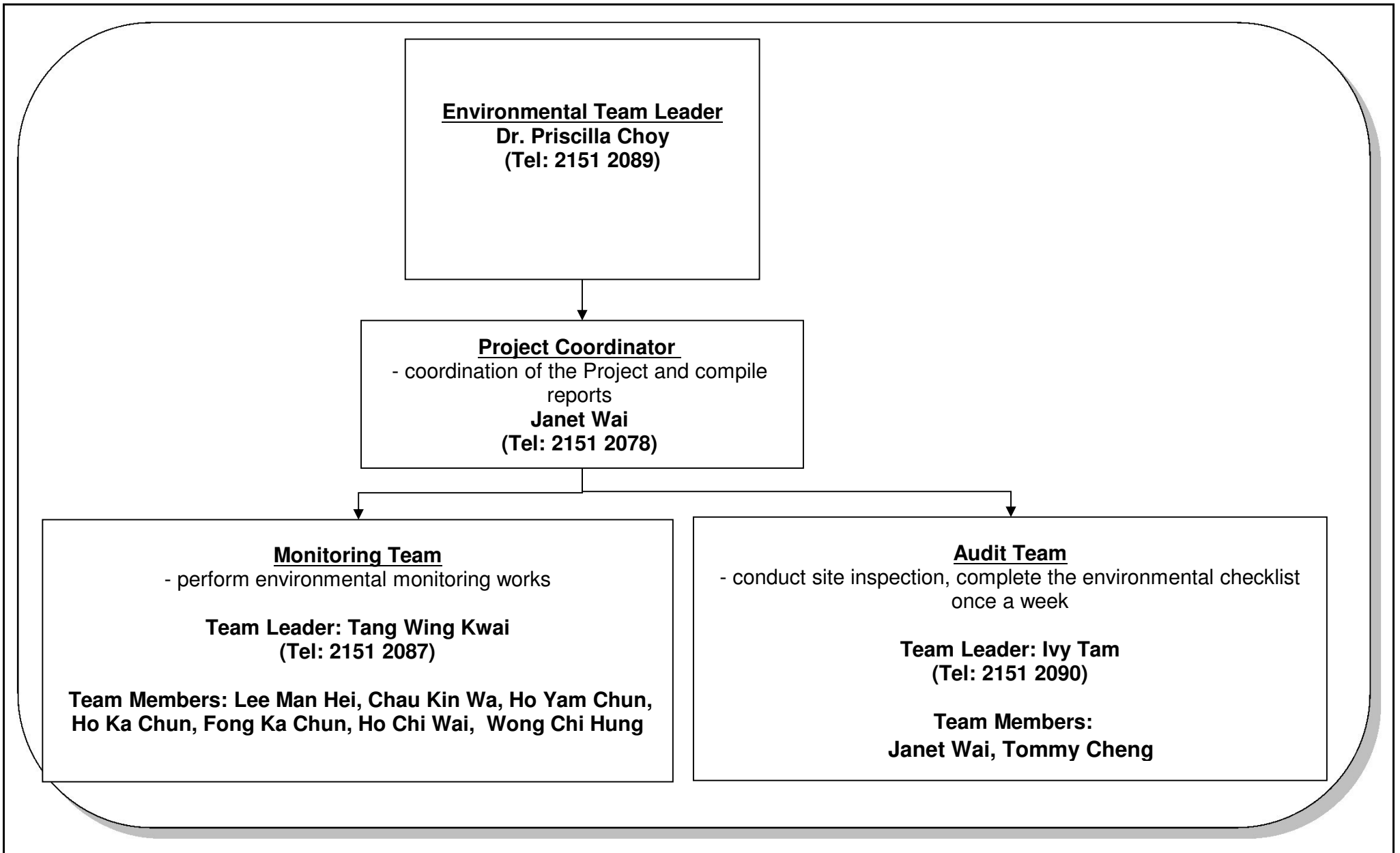
Title	Contract No: DC/2009/24	Scale	Project	<b>WELLAB</b>
	HATS 2A - Upgrading of Preliminary Treatment Works at Sandy Bay, Cyberport, Wah Fu, Aberdeen and Ap Lei Chau	N.T.S	No. MA11060	
	General Location Plan of Cyberport PTW and Locations of Air Quality and Noise Monitoring Stations	Date	Figure	
		01/2012	1B	



Title	Contract No: DC/2009/24	Scale	Project	<b>WELLAB</b>
	HATS 2A - Upgrading of Preliminary Treatment Works at Sandy Bay, Cyberport, Wah Fu, Aberdeen and Ap Lei Chau	N.T.S	No. MA11060	
	Location of Wah Fu and Aberdeen PTW and Locations of Air Quality and Noise Monitoring Locations	Date	Figure	
		07/2014	1C	



Title	Contract No: DC/2009/24	Scale	Project	<b>WELLAB</b>
	HATS 2A - Upgrading of Preliminary Treatment Works at Sandy Bay, Cyberport, Wah Fu, Aberdeen and Ap Lei Chau	N.T.S	No. MA11060	
	Locations of AP LEI CHAU PTW and the Noise Monitoring Location	Date	Figure	
		1/2012	1D	



Title	Contract No. DC/2009/24 HATS Stage 2A – Upgrading of Preliminary Treatment Works at Sandy Bay, Cyberport, Wah Fu, Aberdeen and Ap Lei Chau ET's Organization Chart	Scale	N.T.S	Project No.	MA11060	<b>WELLAB</b>
		Date	Jan 2019	Figure	2	

---

---

**APPENDIX A  
ACTION AND LIMIT LEVELS FOR AIR  
QUALITY AND NOISE**

---

---



## Appendix A Action and Limit Levels

**Table A-1 Action and Limit Levels for 1-Hour TSP and 24-Hour TSP**

Monitoring Stations	Action Level ( $\mu\text{g}/\text{m}^3$ )		Limit Level ( $\mu\text{g}/\text{m}^3$ )	
	1-hour	24-hour	1-hour	24-hour
CM_CB1a	280	178	500	260
CM_WF1a	285	185		
CM_AB1b	283	174		

**Table A-2 Action and Limit Level for Construction Noise**

Monitoring Stations	Time Period	Action Level	Limit Level in dB(A)
M5 M6a M7a M8 M9	0700-1900 hours on normal weekdays	When one documented complaint is received	75 <sup>(1)</sup>

Remark: 1: 70dB(A) and 65 dB(A) for schools during normal teaching periods and school examination periods, respectively.

---

---

**APPENDIX B  
COPIES OF CALIBRATION  
CERTIFICATES**

---

---

## High-Volume TSP Sampler 5-POINT CALIBRATION DATA SHEET

File No. MA11060/38/0031

Project No. CM\_AB1b - Works Site Boundary of Aberdeen PTW Operator: MH  
 Date: 9-Apr-19 Next Due Date: 8-Jun-19  
 Equipment No.: A-01-38 Serial No. 1402

Ambient Condition			
Temperature, Ta (K)	300.5	Pressure, Pa (mmHg)	760.9

Orifice Transfer Standard Information					
Serial No.	0993	Slope, mc	0.0572	Intercept, bc	-0.02285
Last Calibration Date:	25-Feb-19	$mc \times Qstd + bc = [\Delta H \times (Pa/760) \times (298/Ta)]^{1/2}$			
Next Calibration Date:	25-Feb-20	$Qstd = \{[\Delta H \times (Pa/760) \times (298/Ta)]^{1/2} - bc\} / mc$			

Calibration of TSP Sampler					
Calibration Point	Orifice			HVS	
	$\Delta H$ (orifice), in. of water	$[\Delta H \times (Pa/760) \times (298/Ta)]^{1/2}$	Qstd (CFM) X - axis	$\Delta W$ (HVS), in. of water	$[\Delta W \times (Pa/760) \times (298/Ta)]^{1/2}$ Y-axis
1	11.5	3.38	59.47	7.6	2.75
2	9.6	3.09	54.37	6.3	2.50
3	7.8	2.78	49.05	5.3	2.29
4	5.4	2.32	40.88	3.6	1.89
5	3.6	1.89	33.45	2.4	1.54

**By Linear Regression of Y on X**

Slope, mw = 0.0461 Intercept, bw : 0.0063

Correlation coefficient\* = 0.9995

\*If Correlation Coefficient < 0.990, check and recalibrate.

**Set Point Calculation**

From the TSP Field Calibration Curve, take Qstd = 43 CFM

From the Regression Equation, the "Y" value according to

$$mw \times Qstd + bw = [\Delta W \times (Pa/760) \times (298/Ta)]^{1/2}$$

Therefore, Set Point; W =  $(mw \times Qstd + bw)^2 \times (760 / Pa) \times (Ta / 298) =$  3.99

Remarks: \_\_\_\_\_

Conducted by: Loe Man Hei Signature: \_\_\_\_\_  
 Checked by: Whe Tang Signature: \_\_\_\_\_

Date: 9/4/2019  
 Date: 9/4/2019



<b>RECALIBRATION DUE DATE:</b>
February 25, 2020

# Certificate of Calibration

Calibration Certification Information			
Cal. Date: February 25, 2019	Rootsmeter S/N: 438320	Ta: 294 °K	
Operator: Jim Tisch		Pa: 762.0 mm Hg	
Calibration Model #: TE-5025A	Calibrator S/N: 0993		

Run	Vol. Init (m3)	Vol. Final (m3)	ΔVol. (m3)	ΔTime (min)	ΔP (mm Hg)	ΔH (in H2O)
1	1	2	1	1.4070	3.2	2.00
2	3	4	1	1.0000	6.3	4.00
3	5	6	1	0.8940	7.8	5.00
4	7	8	1	0.8520	8.7	5.50
5	9	10	1	0.7010	12.7	8.00

Data Tabulation					
Vstd (m3)	Qstd (x-axis)	$\sqrt{\Delta H \left( \frac{Pa}{Pstd} \right) \left( \frac{Tstd}{Ta} \right)}$ (y-axis)	Va	Qa (x-axis)	$\sqrt{\Delta H (Ta/Pa)}$ (y-axis)
1.0120	0.7193	1.4257	0.9958	0.7077	0.8784
1.0079	1.0079	2.0162	0.9917	0.9917	1.2423
1.0059	1.1251	2.2542	0.9898	1.1071	1.3889
1.0047	1.1792	2.3642	0.9886	1.1603	1.4567
0.9993	1.4256	2.8513	0.9833	1.4028	1.7569
<b>QSTD</b>	m= 2.02048		<b>QA</b>	m= 1.26519	
	b= -0.02285			b= -0.01408	
	r= 0.99995			r= 0.99995	

Calculations	
Vstd= $\Delta Vol \left( \frac{Pa - \Delta P}{Pstd} \right) \left( \frac{Tstd}{Ta} \right)$	Va= $\Delta Vol \left( \frac{Pa - \Delta P}{Pa} \right)$
Qstd= $Vstd / \Delta Time$	Qa= $Va / \Delta Time$
For subsequent flow rate calculations:	
Qstd= $1/m \left( \left( \sqrt{\Delta H \left( \frac{Pa}{Pstd} \right) \left( \frac{Tstd}{Ta} \right)} \right) - b \right)$	Qa= $1/m \left( \left( \sqrt{\Delta H (Ta/Pa)} \right) - b \right)$

Standard Conditions	
Tstd:	298.15 °K
Pstd:	760 mm Hg
Key	
ΔH: calibrator manometer reading (in H2O)	
ΔP: rootsmeter manometer reading (mm Hg)	
Ta: actual absolute temperature (°K)	
Pa: actual barometric pressure (mm Hg)	
b: intercept	
m: slope	

RECALIBRATION
US EPA recommends annual recalibration per 1998 40 Code of Federal Regulations Part 50 to 51, Appendix B to Part 50, Reference Method for the Determination of Suspended Particulate Matter in the Atmosphere, 9.2.17, page 30

Tisch Environmental, Inc.  
145 South Miami Avenue  
Village of Cleves, OH 45002

www.tisch-env.com  
TOLL FREE: (877)263-7610  
FAX: (513)467-9009

**TEST REPORT**

**APPLICANT:** Wellab Limited  
(EM&A Department)  
Room 1701, Technology Park,  
18 On Lai Street,  
Shatin, NT, Hong Kong

Test Report No.:	31065
Date of Issue:	2019-03-11
Date Received:	2019-03-08
Date Tested:	2019-03-08
Date Completed:	2019-03-11
Next Due Date:	2019-05-10

Page: 1 of 1

**ATTN:** Mr. W. K. Tang

**Certificate of Calibration**

**Item for Calibration:**

Description	: Dust Monitor
Manufacturer	: Met One Instruments
Model No.	: AEROCET-831
Serial No.	: X23807
Flow rate	: 0.1 cfm
Zero Count Test	: 0 count per 1 minute
Equipment No.	: WA-01-01

**Test Conditions:**

Room Temperatre	: 17-22 degree Celsius
Relative Humidity	: 40-70%

**Test Specifications & Methodology:**

1. Instruction and Operation Manual High Volume Sampler, Tisch Environmental Inc.
2. In-house method in according to the instruction manual: The Dust Monitor was compared with a calibrated High Volume Sampler and the result was used to generate the Correlation Factor (CF) between the Dust Monitor and High Volume Sampler.

**Results:**

Correlation Factor (CF)	1.164
-------------------------	-------

\*\*\*\*\*

*PREPARED AND CHECKED BY:*

For and On Behalf of WELLAB Ltd.



**PATRICK TSE**  
Laboratory Manager

**TEST REPORT**

**APPLICANT:** Wellab Limited  
(EM&A Department)  
Room 1701, Technology Park,  
18 On Lai Street,  
Shatin, NT, Hong Kong

Test Report No.:	31445
Date of Issue:	2019-05-14
Date Received:	2019-05-10
Date Tested:	2019-05-10
Date Completed:	2019-05-14
Next Due Date:	2019-07-13

Page: 1 of 1

**ATTN:** Mr. W. K. Tang

**Certificate of Calibration**

**Item for Calibration:**

Description	: Dust Monitor
Manufacturer	: Met One Instruments
Model No.	: AEROCET-831
Serial No.	: X23807
Flow rate	: 0.1 cfm
Zero Count Test	: 0 count per 1 minute
Equipment No.	: WA-01-01

**Test Conditions:**

Room Temperature	: 17-22 degree Celsius
Relative Humidity	: 40-70%

**Test Specifications & Methodology:**

1. Instruction and Operation Manual High Volume Sampler, Tisch Environmental Inc.
2. In-house method in according to the instruction manual: The Dust Monitor was compared with a calibrated High Volume Sampler and the result was used to generate the Correlation Factor (CF) between the Dust Monitor and High Volume Sampler.

**Results:**

Correlation Factor (CF)	1.132
-------------------------	-------

\*\*\*\*\*

*PREPARED AND CHECKED BY:*

For and On Behalf of **WELLAB Ltd.**

  
\_\_\_\_\_  
**PATRICK TSE**  
General Manager

**TEST REPORT**

**APPLICANT:** Wellab Limited  
(EM&A Department)  
Room 1701, Technology Park,  
18 On Lai Street,  
Shatin, NT, Hong Kong

Test Report No.:	31065A
Date of Issue:	2019-03-11
Date Received:	2019-03-08
Date Tested:	2019-03-08
Date Completed:	2019-03-11
Next Due Date:	2019-05-10

Page: 1 of 1

**ATTN:** Mr. W. K. Tang

**Certificate of Calibration**

**Item for Calibration:**

Description	: Dust Monitor
Manufacturer	: Met One Instruments
Model No.	: AEROCET-831
Serial No.	: X23808
Flow rate	: 0.1 cfm
Zero Count Test	: 0 count per 1 minute
Equipment No.	: WA-01-02

**Test Conditions:**

Room Temperature	: 17-22 degree Celsius
Relative Humidity	: 40-70%

**Test Specifications & Methodology:**

1. Instruction and Operation Manual High Volume Sampler, Tisch Environmental Inc.
2. In-house method in according to the instruction manual: The Dust Monitor was compared with a calibrated High Volume Sampler and the result was used to generate the Correlation Factor (CF) between the Dust Monitor and High Volume Sampler.

**Results:**

Correlation Factor (CF)	1.122
-------------------------	-------

\*\*\*\*\*

*PREPARED AND CHECKED BY:*

For and On Behalf of WELLAB Ltd.

  
**PATRICK TSE**  
 Laboratory Manager

**TEST REPORT**

**APPLICANT:** Wellab Limited  
(EM&A Department)  
Room 1701, Technology Park,  
18 On Lai Street,  
Shatin, NT, Hong Kong

Test Report No.:	31445A
Date of Issue:	2019-05-14
Date Received:	2019-05-10
Date Tested:	2019-05-10
Date Completed:	2019-05-14
Next Due Date:	2019-07-13

Page: 1 of 1

**ATTN:** Mr. W. K. Tang

**Certificate of Calibration**

**Item for Calibration:**

Description	: Dust Monitor
Manufacturer	: Met One Instruments
Model No.	: AEROCET-831
Serial No.	: X23808
Flow rate	: 0.1 cfm
Zero Count Test	: 0 count per 1 minute
Equipment No.	: WA-01-02

**Test Conditions:**

Room Temperature	: 17-22 degree Celsius
Relative Humidity	: 40-70%

**Test Specifications & Methodology:**

1. Instruction and Operation Manual High Volume Sampler, Tisch Environmental Inc.
2. In-house method in according to the instruction manual: The Dust Monitor was compared with a calibrated High Volume Sampler and the result was used to generate the Correlation Factor (CF) between the Dust Monitor and High Volume Sampler.

**Results:**

Correlation Factor (CF)	1.135
-------------------------	-------

\*\*\*\*\*

*PREPARED AND CHECKED BY:*

For and On Behalf of **WELLAB Ltd.**

  
\_\_\_\_\_  
**PATRICK TSE**  
General Manager



## TEST REPORT

**APPLICANT:** Cinotech Consultants Limited  
Room 1710, Technology Park,  
18 On Lai Street,  
Shatin, NT, Hong Kong

Test Report No.:	29500
Date of Issue:	2018-08-13
Date Received:	2018-08-11
Date Tested:	2018-08-11
Date Completed:	2018-08-13
Next Due Date:	2019-08-12

**ATTN:** Mr. W.K. Tang

Page: 1 of 1

### Certificate of Calibration

**Item for calibration:**

Description	: 'SVANTEK' Integrating Sound Level Meter
Manufacturer	: SVANTEK
Model No.	: SVAN 957
Serial No.	: 21460
Microphone No.	: 43679
Equipment No.	: N-08-09

**Test conditions:**

Room Temperature	: 17-22 degree Celsius
Relative Humidity	: 40-70%

**Test Specifications:**

Performance checking at 94 and 114 dB

**Methodology:**

In-house method, according to manufacturer instruction manual

**Results:**

Reference Set Point, dB	Instrument Readings, dB
94	94.0
114	114.0

*PREPARED AND CHECKED BY:*

For and On Behalf of **WELLAB Ltd.**

  
**PATRICK TSE**  
Laboratory Manager

## TEST REPORT

**APPLICANT:** Cinotech Consultants Limited  
Room 1710, Technology Park,  
18 On Lai Street,  
Shatin, NT, Hong Kong

Test Report No.:	29814
Date of Issue:	2018-09-15
Date Received:	2018-09-14
Date Tested:	2018-09-14
Date Completed:	2018-09-15
Next Due Date:	2019-09-14

**ATTN:** Mr. W.K. Tang

Page: 1 of 1

### Certificate of Calibration

**Item for calibration:**

Description	: 'SVANTEK' Integrating Sound Level Meter
Manufacturer	: SVANTEK
Model No.	: SVAN 977
Serial No.	: 45467
Microphone No.	: 62838
Equipment No.	: N-08-13

**Test conditions:**

Room Temperature	: 17-22 degree Celsius
Relative Humidity	: 40-70%

**Test Specifications:**

Performance checking at 94 and 114 dB

**Methodology:**

In-house method, according to manufacturer instruction manual

**Results:**

Reference Set Point, dB	Instrument Readings, dB
94	94.0
114	114.0

*PREPARED AND CHECKED BY:*

For and On Behalf of **WELLAB Ltd.**

  
**PATRICK TSE**  
Laboratory Manager

## TEST REPORT

**APPLICANT:** Cinotech Consultants Limited  
Room 1710, Technology Park,  
18 On Lai Street,  
Shatin, NT, Hong Kong

Test Report No.:	29816
Date of Issue:	2018-09-29
Date Received:	2018-09-28
Date Tested:	2018-09-28
Date Completed:	2018-09-29
Next Due Date:	2019-09-28

**ATTN:** Mr. W.K. Tang

Page: 1 of 1

### Item for calibration:

Description	: Acoustical Calibrator
Manufacturer	: SVANTEK
Model No.	: SV30A
Serial No.	: 24803
Equipment No.	: N-09-03

### Test conditions:

Room Temperature	: 17-22 degree Celsius
Relative Humidity	: 40-70%

### Methodology:

The Sound Level Calibrator has been calibrated in accordance with the documented procedures and using standard(s) and instrument(s) which are recommended by the manufacturer, or equivalent.

### Results:

Sound Pressure Level (1kHz)	Measured SPL	Tolerance
At 94 dB SPL	94.0	94.0 ± 0.1 dB
At 114 dB SPL	114.0	114.0 ± 0.1 dB

*PREPARED AND CHECKED BY:*

For and On Behalf of **WELLAB Ltd.**



**PATRICK TSE**

Laboratory Manager

---

---

**APPENDIX C  
ENVIRONMENTAL MONITORING  
SCHEDULE**

---

---

**Contract No. DC/2009/24**

**HATS 2A – Upgrading of Preliminary Treatment Works at Sandy Bay, Cyberport, Wah Fu, Aberdeen and Ap Lei Chau  
Impact Air Quality and Noise Monitoring for May 2019**

Sunday	Monday	Tuesday	Wednesday	Thursday	Friday	Saturday
			1-May	2-May	3-May	4-May
					24hr TSP	
5-May	6-May	7-May	8-May	9-May	10-May	11-May
	1 hr TSP		24hr TSP	1 hr TSP Noise (M8 & M9)		
12-May	13-May	14-May	15-May	16-May	17-May	18-May
			1 hr TSP Noise (M8 & M9)			
19-May	20-May	21-May	22-May	23-May	24-May	25-May
		24hr TSP	1 hr TSP Noise (M8 & M9)		24hr TSP	
26-May	27-May	28-May	29-May	30-May	31-May	
	1 hr TSP			24hr TSP	1 hr TSP Noise (M8 & M9)	

**Air Quality Monitoring Station (1 hr TSP & 24 hr TSP)**  
CM\_AB1b - Works Site Boundary of Aberdeen PTW

**Noise Monitoring Station**  
M8 - Wah Lai House  
M9 - Mei Chun Court

**Contract No. DC/2009/24**

**HATS 2A – Upgrading of Preliminary Treatment Works at Sandy Bay, Cyberport, Wah Fu, Aberdeen and Ap Lei Chau  
Tentative Impact Air Quality and Noise Monitoring for June 2019**

Sunday	Monday	Tuesday	Wednesday	Thursday	Friday	Saturday
						1-Jun
2-Jun	3-Jun	4-Jun	5-Jun	6-Jun	7-Jun	8-Jun
		24hr TSP	1 hr TSP Noise (M8 & M9)			
9-Jun	10-Jun	11-Jun	12-Jun	13-Jun	14-Jun	15-Jun
	24hr TSP	1 hr TSP Noise (M8 & M9)			24hr TSP	
16-Jun	17-Jun	18-Jun	19-Jun	20-Jun	21-Jun	22-Jun
	1 hr TSP			24hr TSP	1 hr TSP Noise (M8 & M9)	
23-Jun	24-Jun	25-Jun	26-Jun	27-Jun	28-Jun	29-Jun
			24hr TSP	1 hr TSP Noise (M8 & M9)		
30-Jun						

The schedule may be changed due to unforeseen circumstances (adverse weather, etc)

**Air Quality Monitoring Station (1 hr TSP & 24 hr TSP)**  
CM\_AB1b - Works Site Boundary of Aberdeen PTW

**Noise Monitoring Station**  
M8 - Wah Lai House  
M9 - Mei Chun Court

---

---

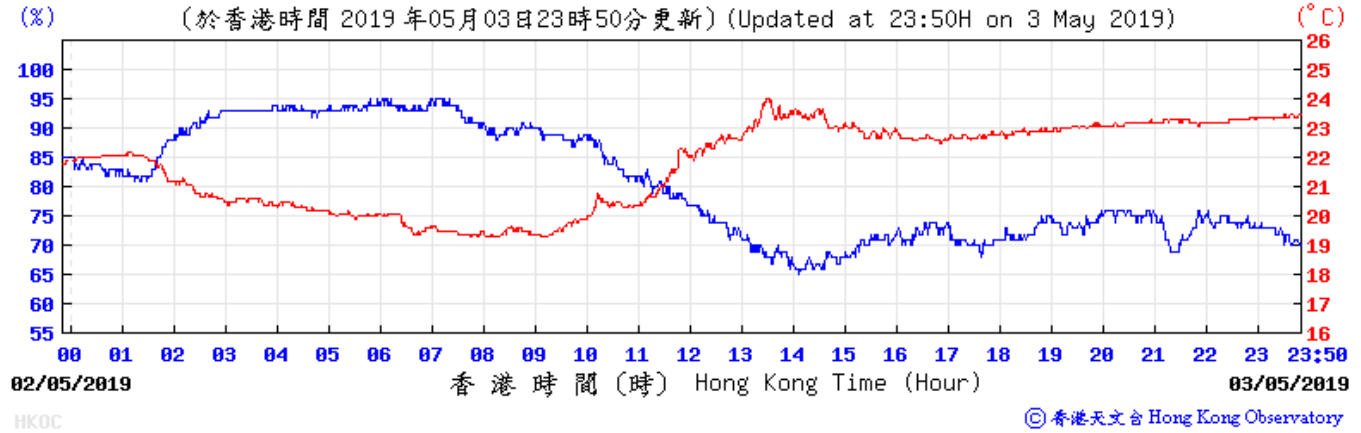
**APPENDIX D  
METEOROLOGICAL DATA ON  
MONITORING DATES**

---

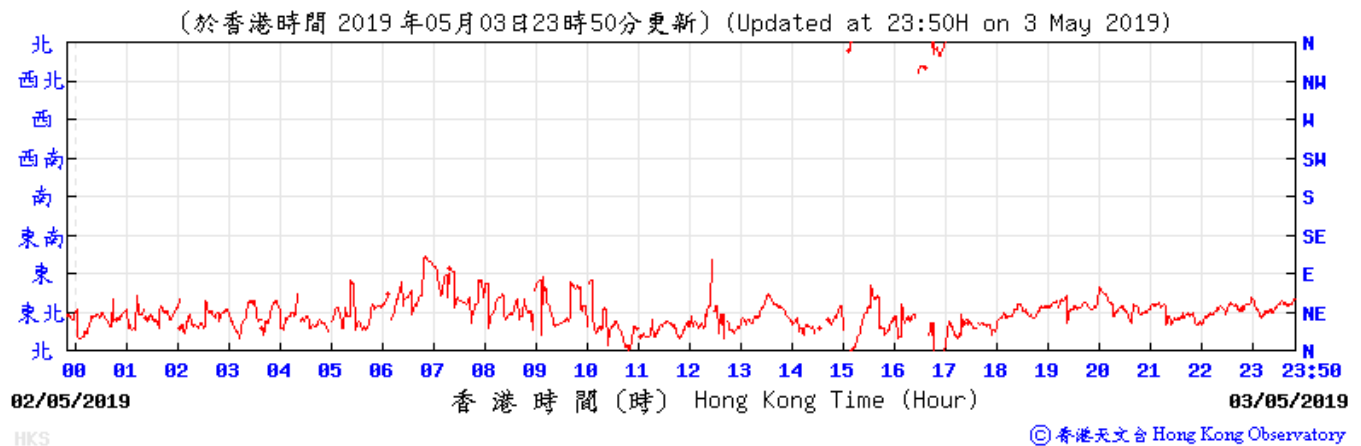
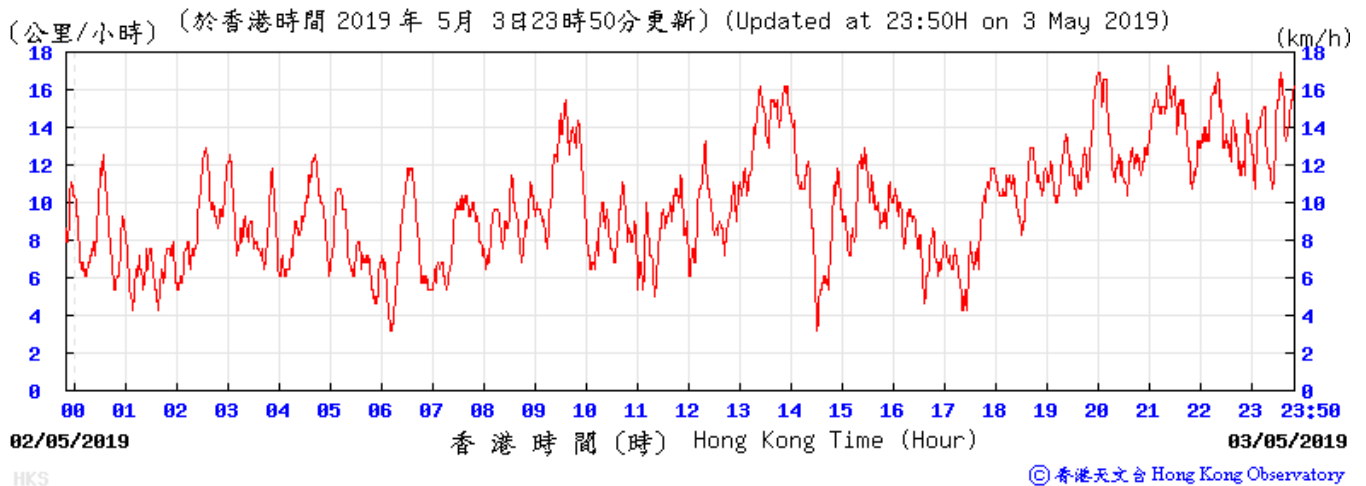
---

### Appendix D Meteorological Data Recorded from HKO Station (3 May 2019) (Source: [www.hko.gov.hk](http://www.hko.gov.hk))

#### Temperature/Humidity:



#### Wind Speed and Direction:

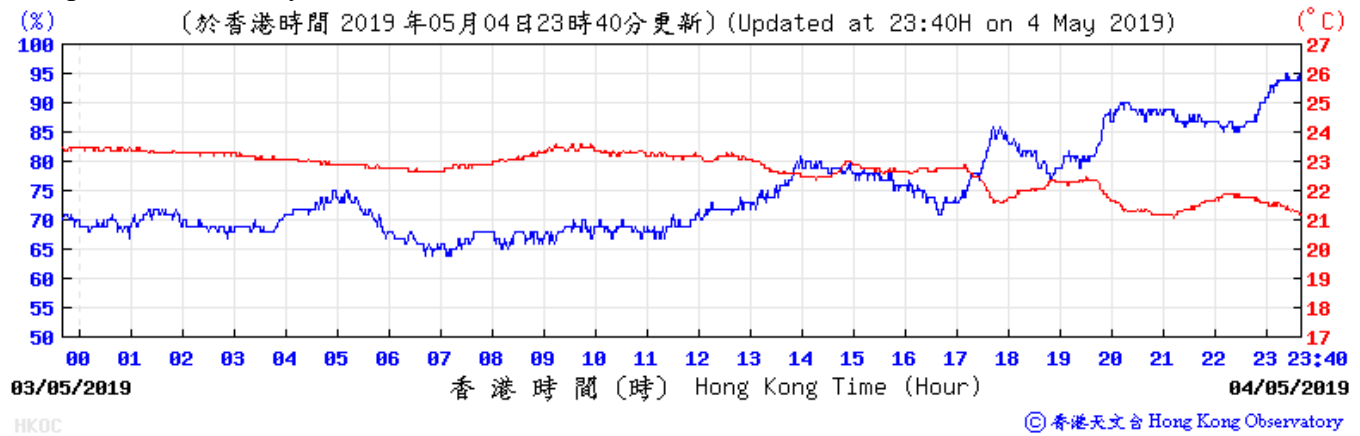




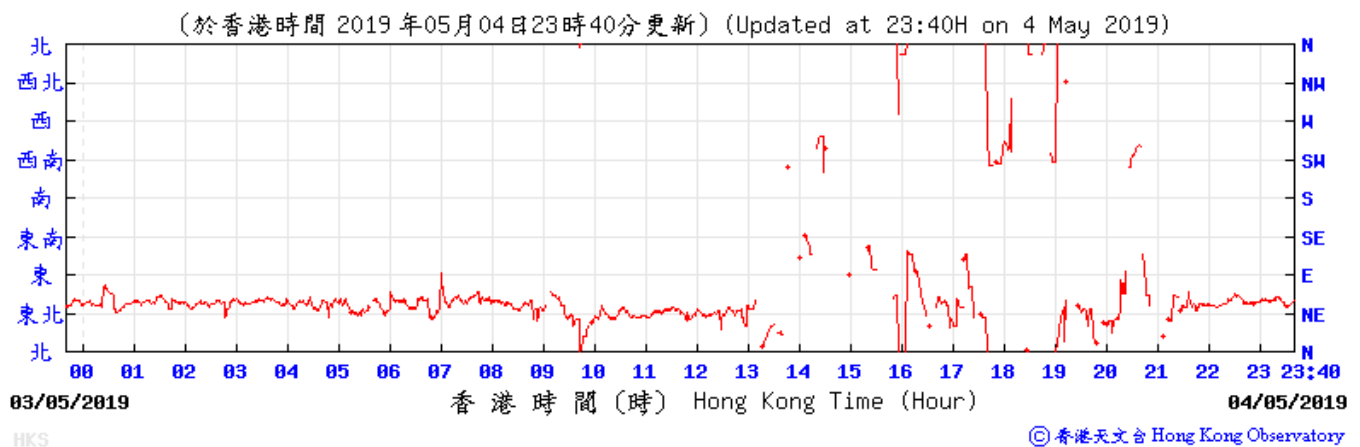
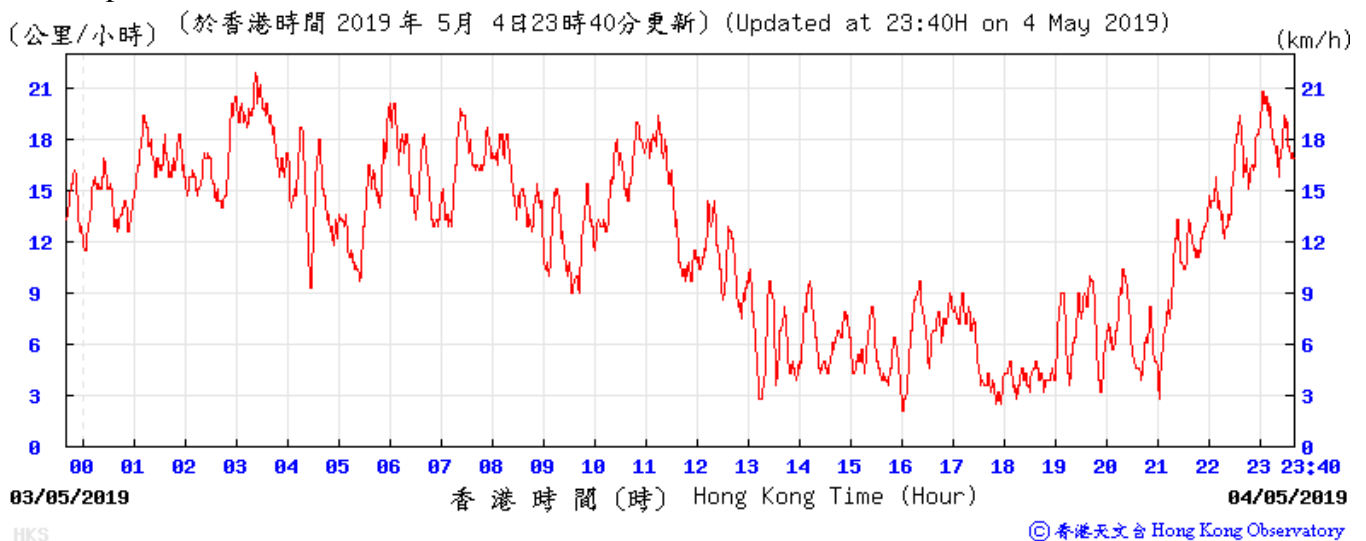
### Meteorological Data Recorded from HKO Station (4 May 2019)

(Source: [www.hko.gov.hk](http://www.hko.gov.hk))

#### Temperature/Humidity:



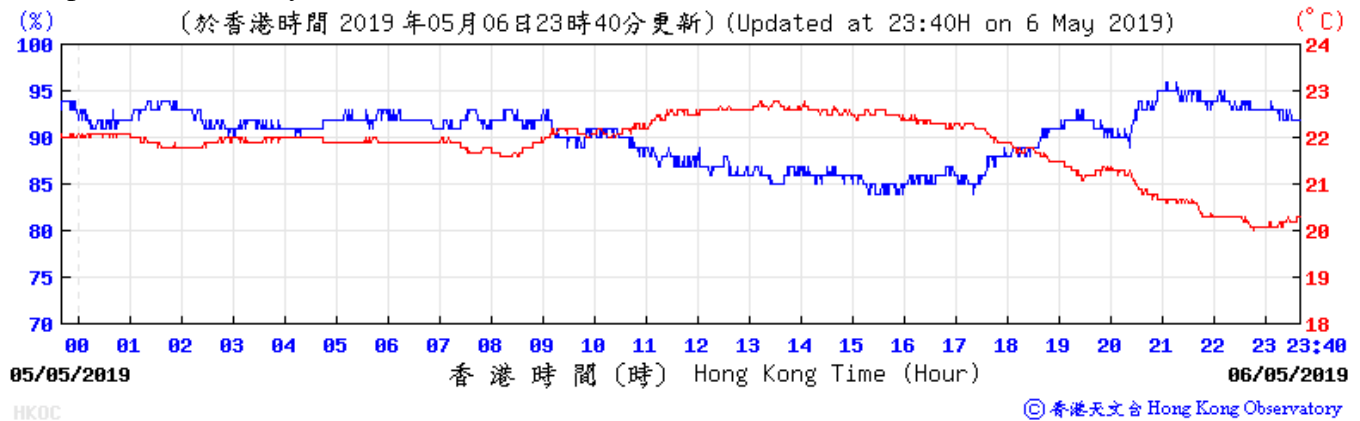
#### Wind Speed and Direction:



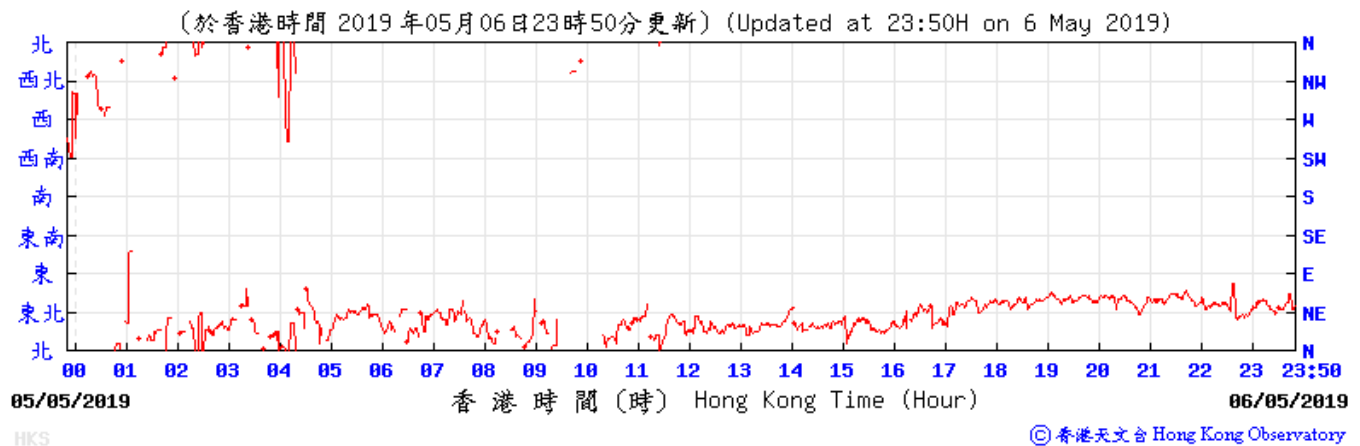
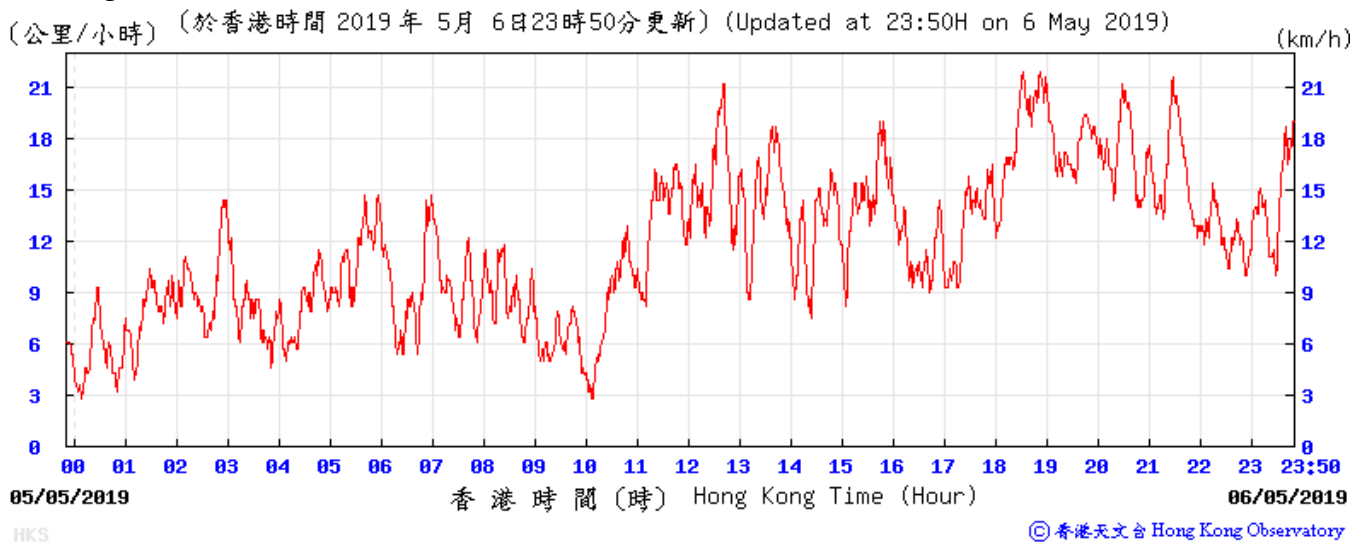
### Meteorological Data Recorded from HKO Station (6 May 2019)

(Source: [www.hko.gov.hk](http://www.hko.gov.hk))

#### Temperature/Humidity:



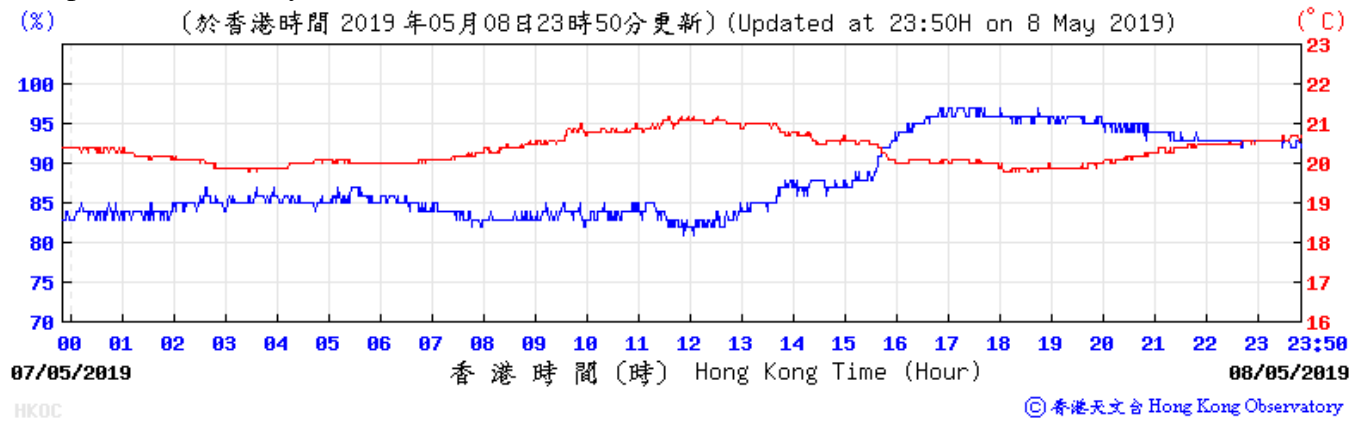
#### Wind Speed and Direction:



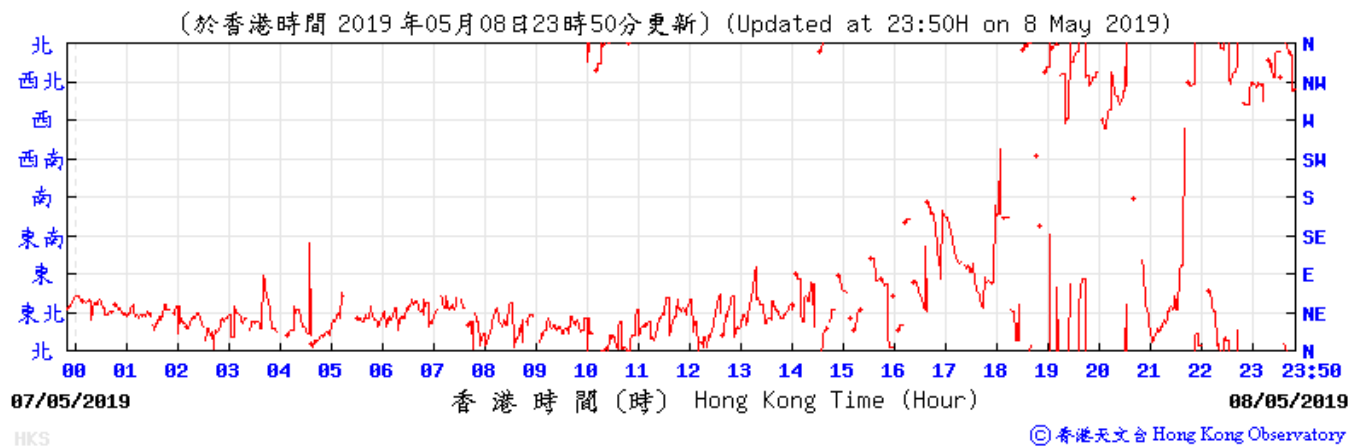
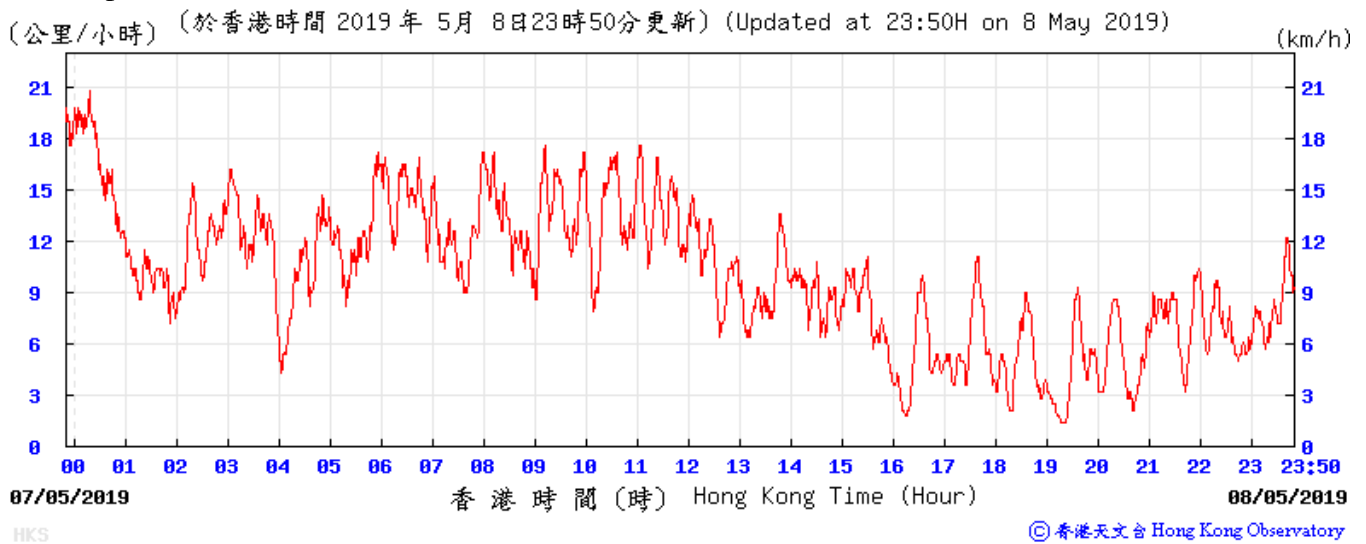
### Meteorological Data Recorded from HKO Station (8 May 2019)

(Source: [www.hko.gov.hk](http://www.hko.gov.hk))

#### Temperature/Humidity:



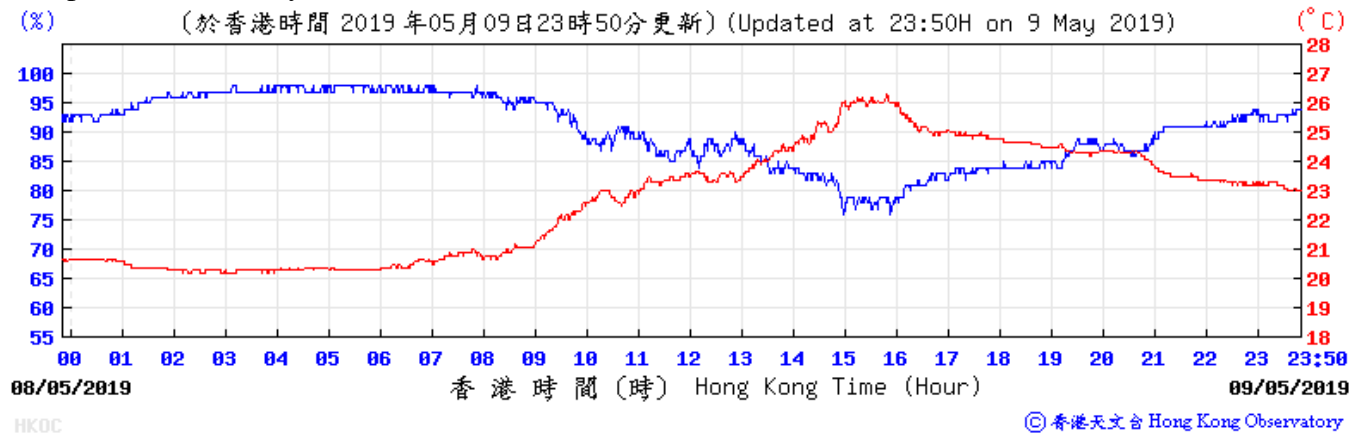
#### Wind Speed and Direction:



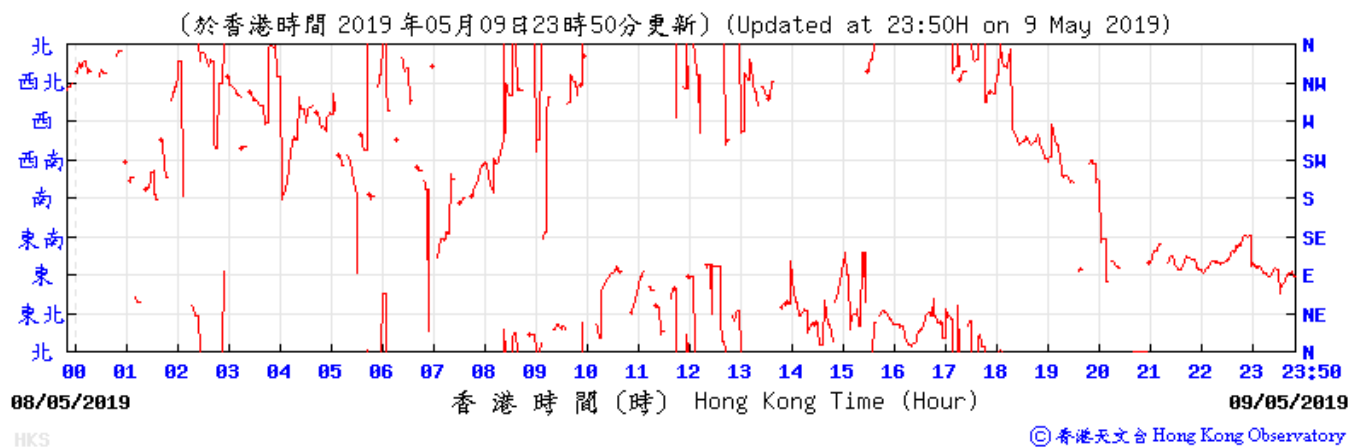
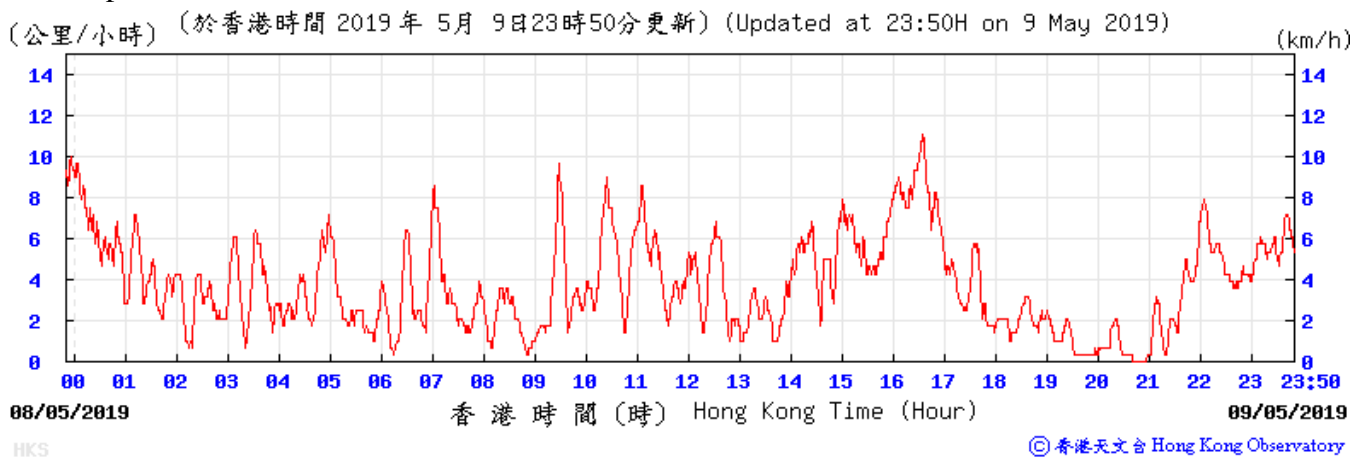
### Meteorological Data Recorded from HKO Station (9 May 2019)

(Source: [www.hko.gov.hk](http://www.hko.gov.hk))

#### Temperature/Humidity:



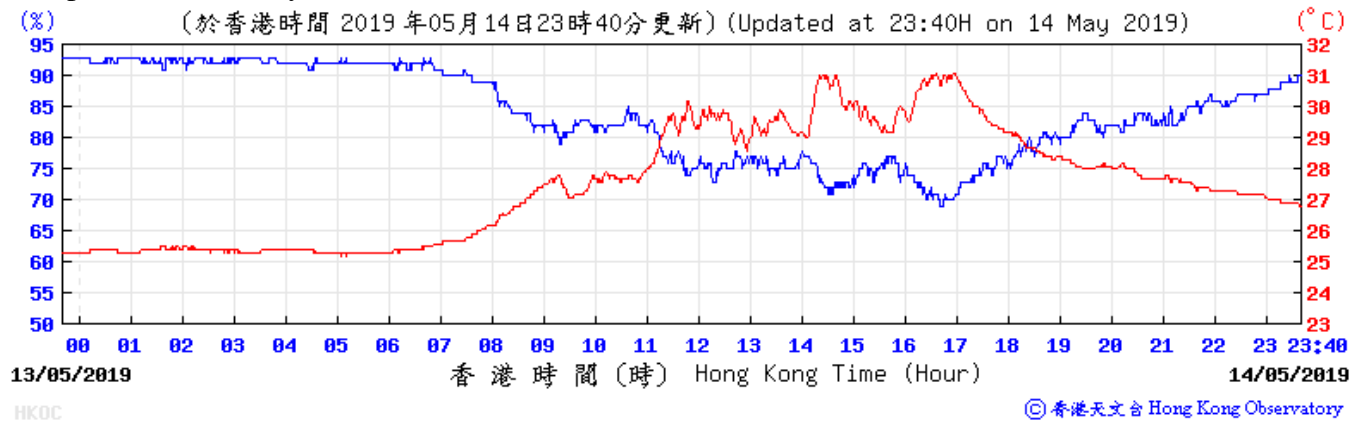
#### Wind Speed and Direction:



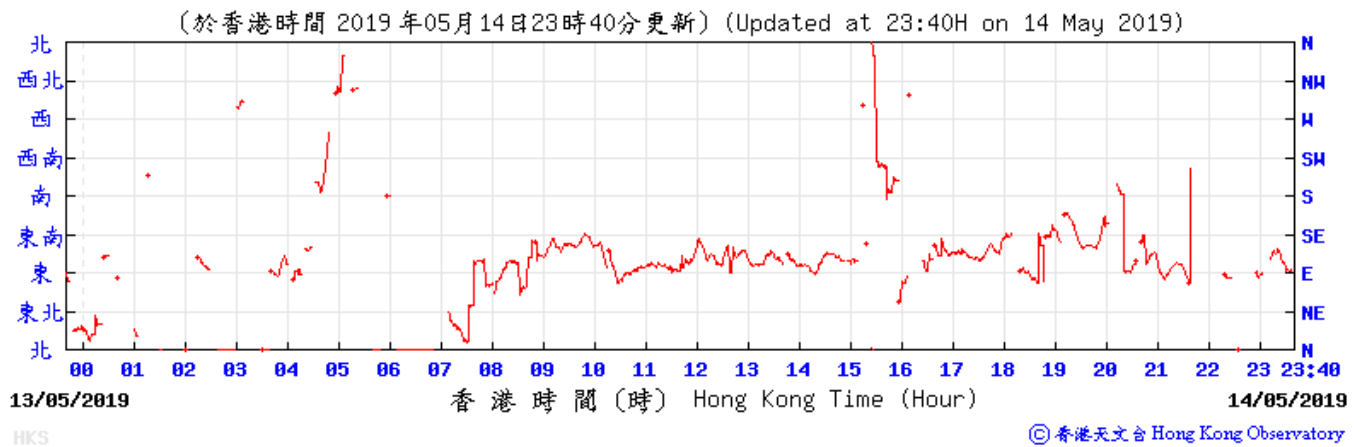
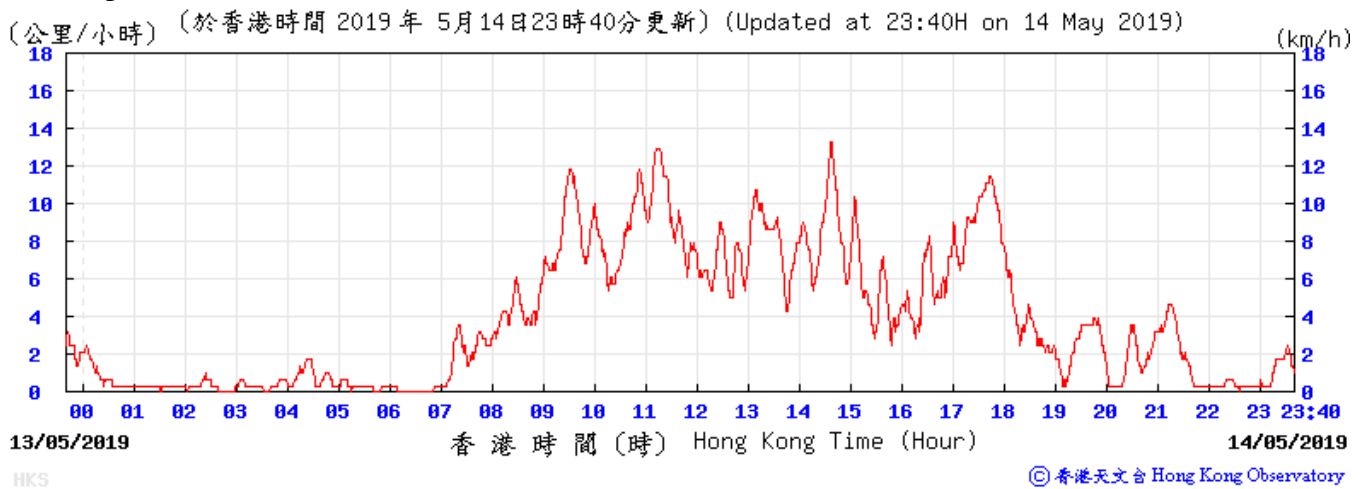
### Meteorological Data Recorded from HKO Station (14 May 2019)

(Source: [www.hko.gov.hk](http://www.hko.gov.hk))

#### Temperature/Humidity:



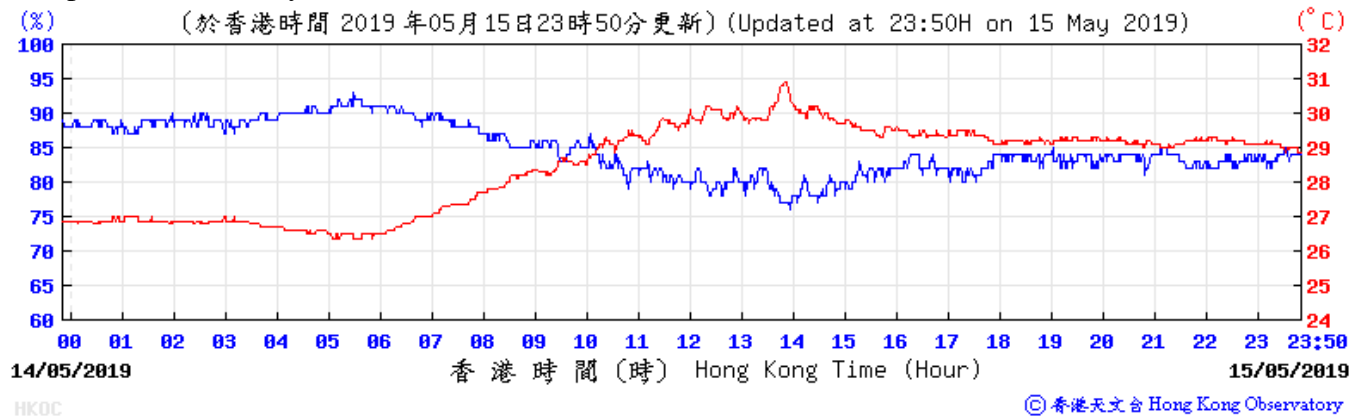
#### Wind Speed and Direction:



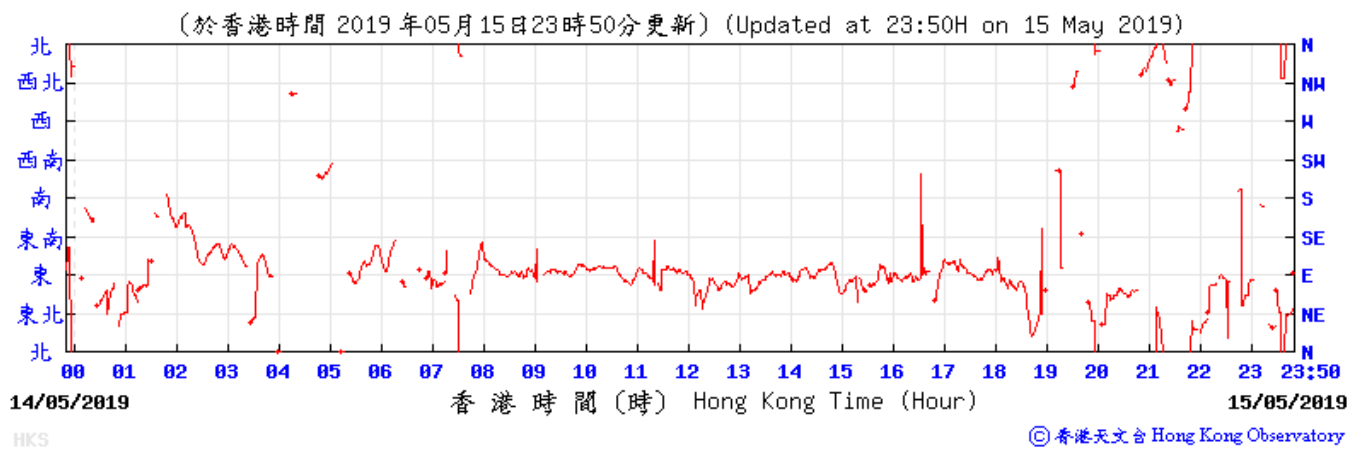
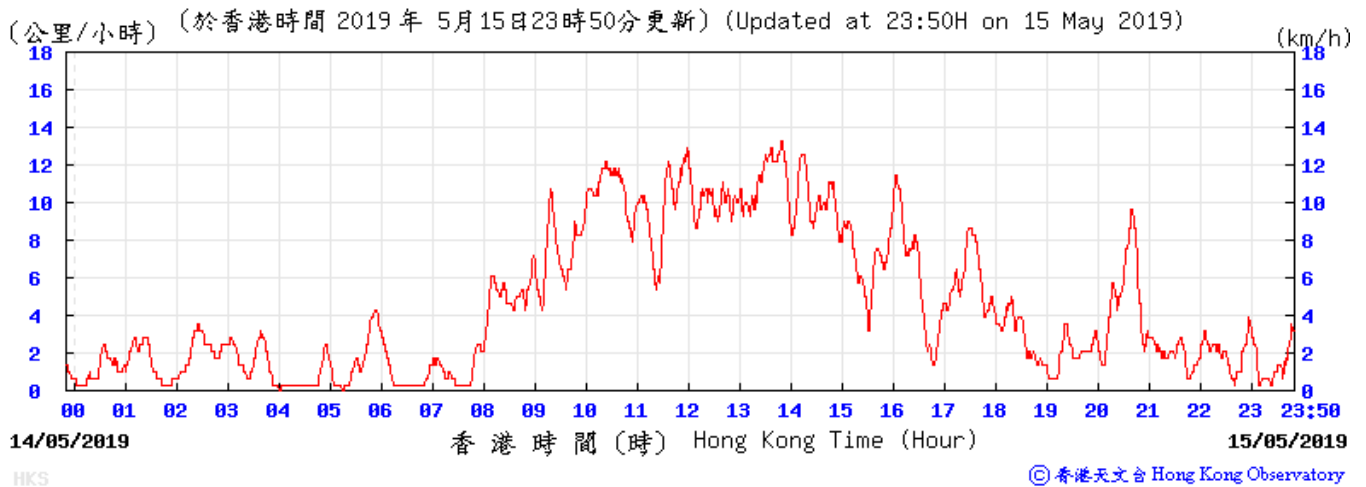
### Meteorological Data Recorded from HKO Station (15 May 2019)

(Source: [www.hko.gov.hk](http://www.hko.gov.hk))

#### Temperature/Humidity:



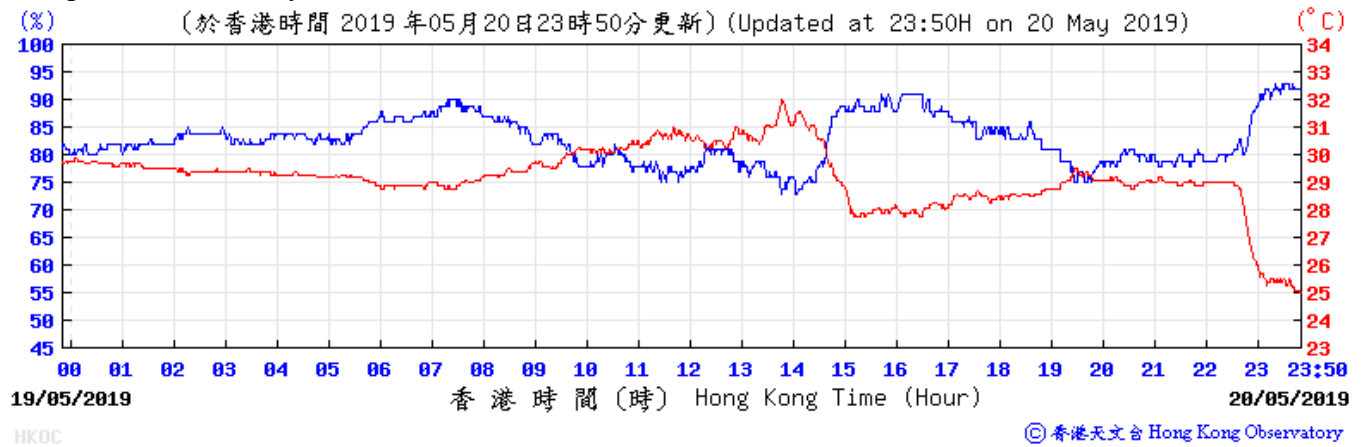
#### Wind Speed and Direction:



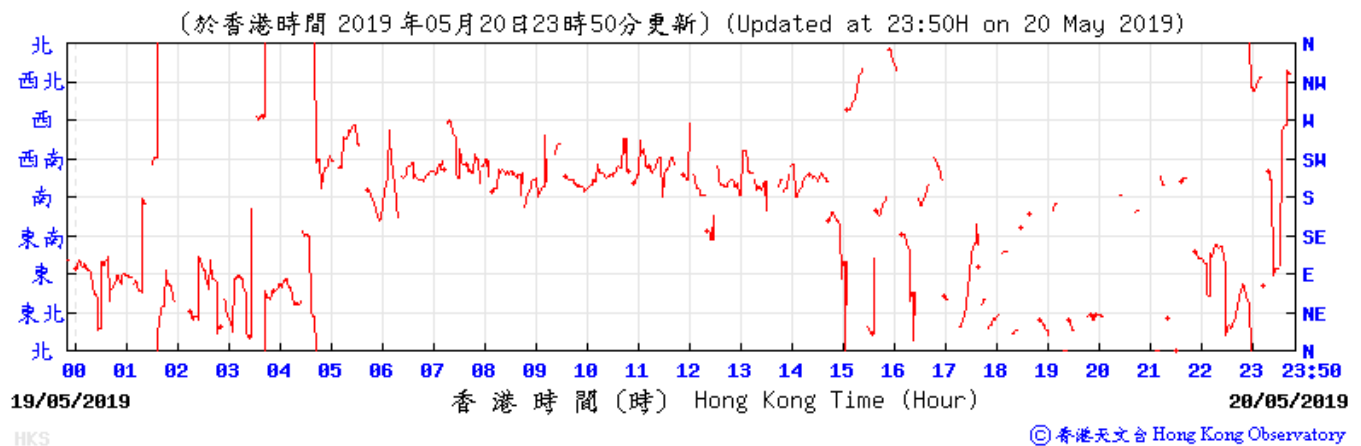
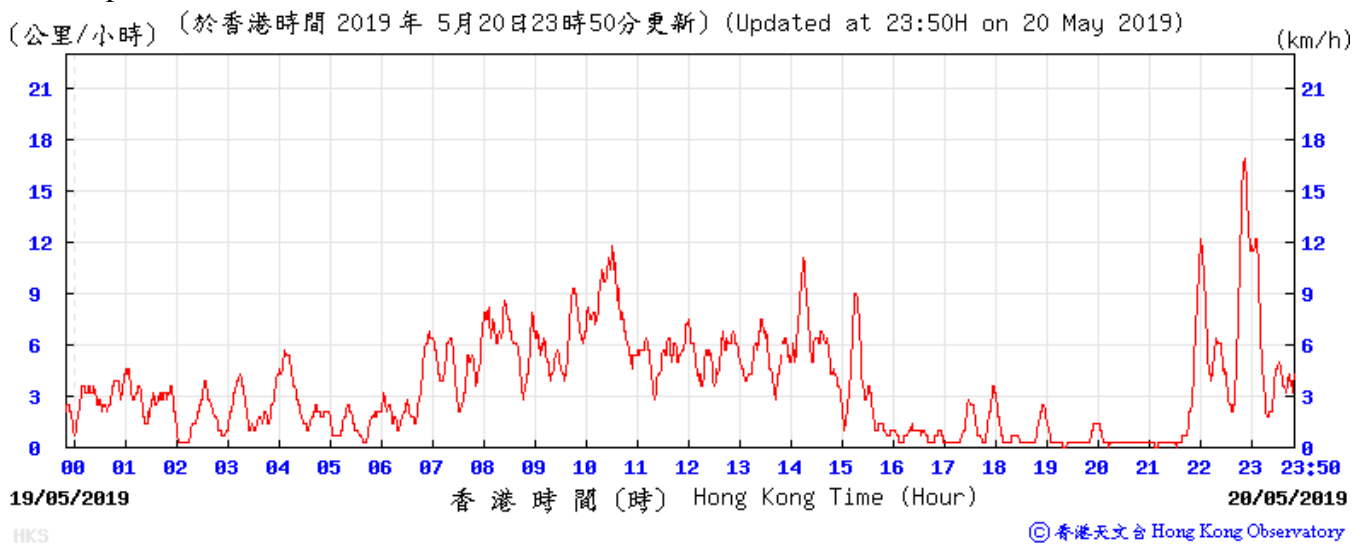
### Meteorological Data Recorded from HKO Station (20 May 2019)

(Source: [www.hko.gov.hk](http://www.hko.gov.hk))

#### Temperature/Humidity:



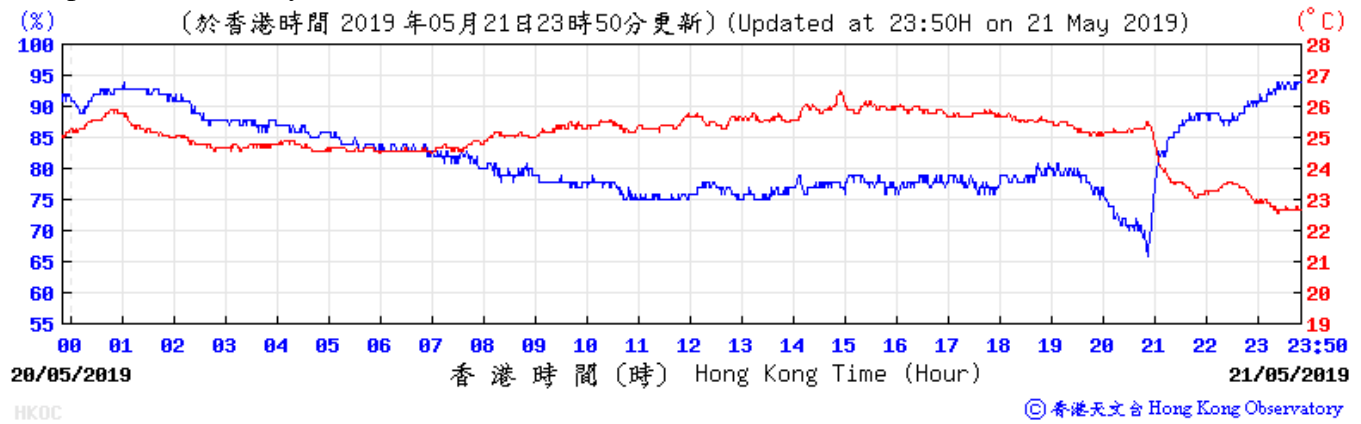
#### Wind Speed and Direction:



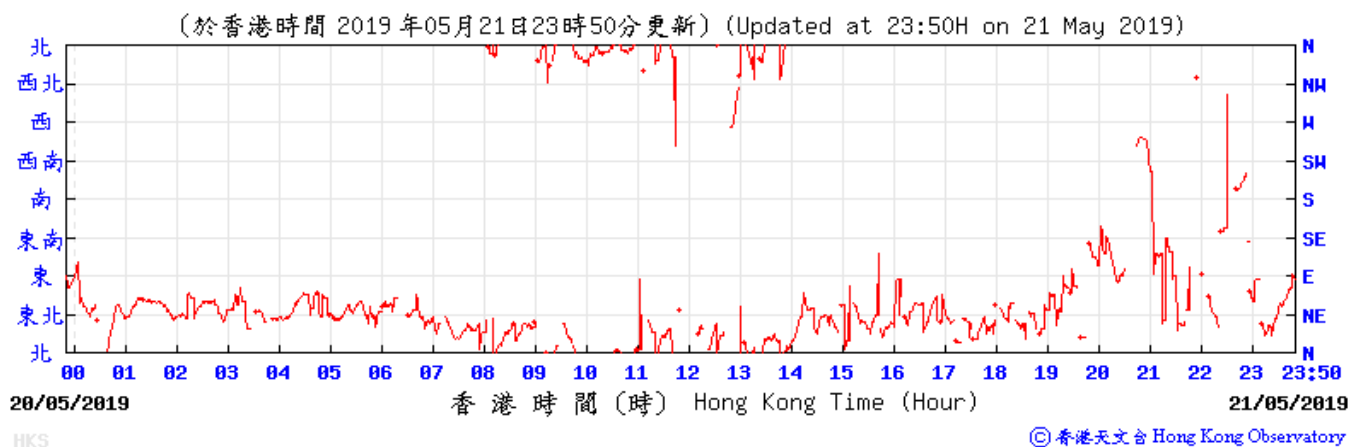
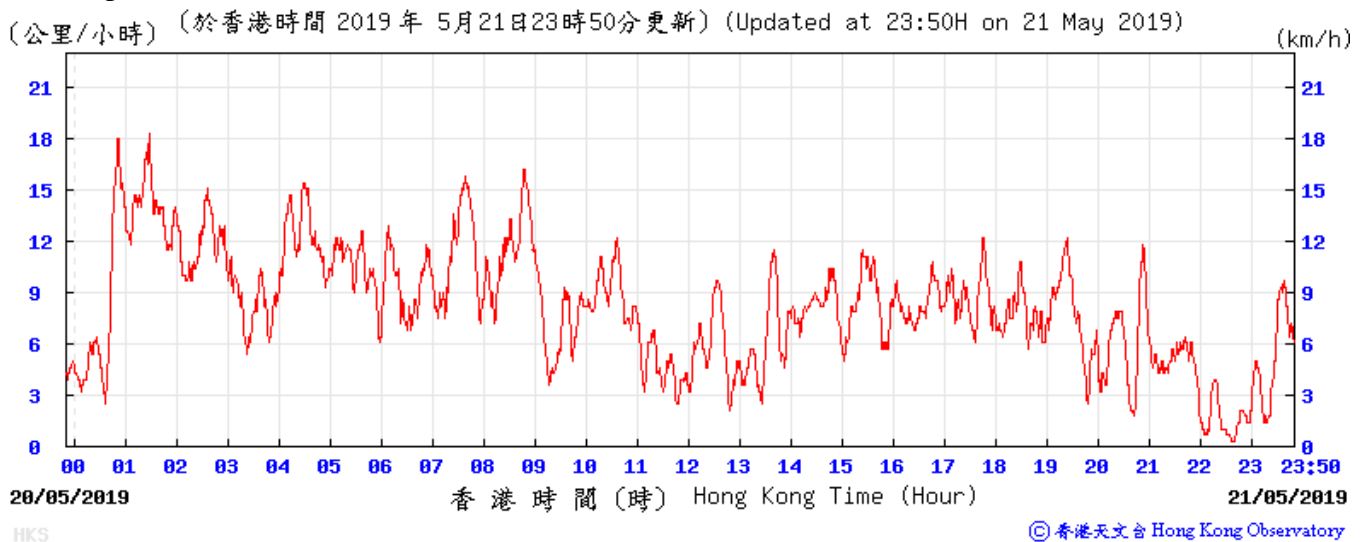
### Meteorological Data Recorded from HKO Station (21 May 2019)

(Source: [www.hko.gov.hk](http://www.hko.gov.hk))

#### Temperature/Humidity:



#### Wind Speed and Direction:

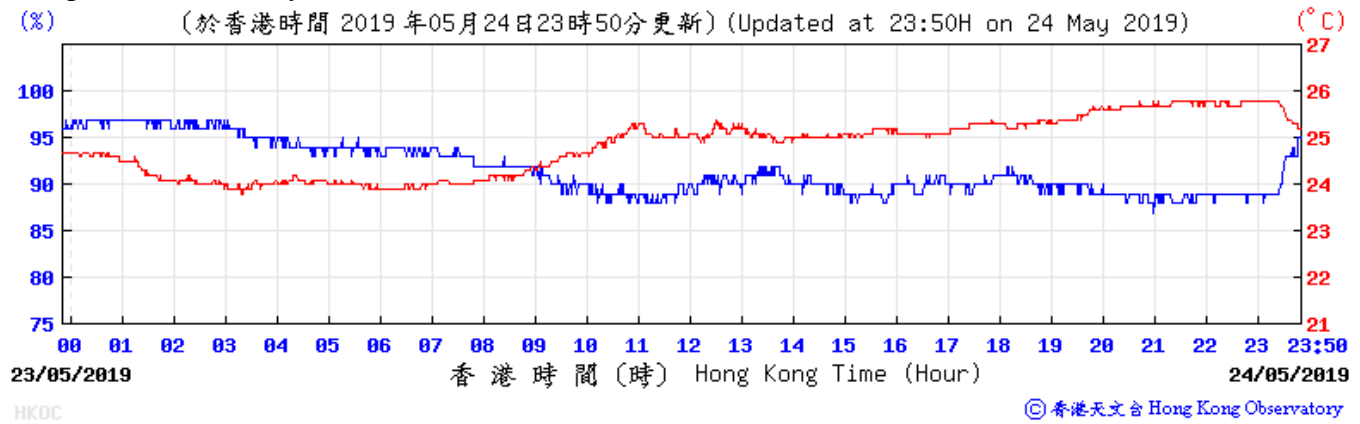




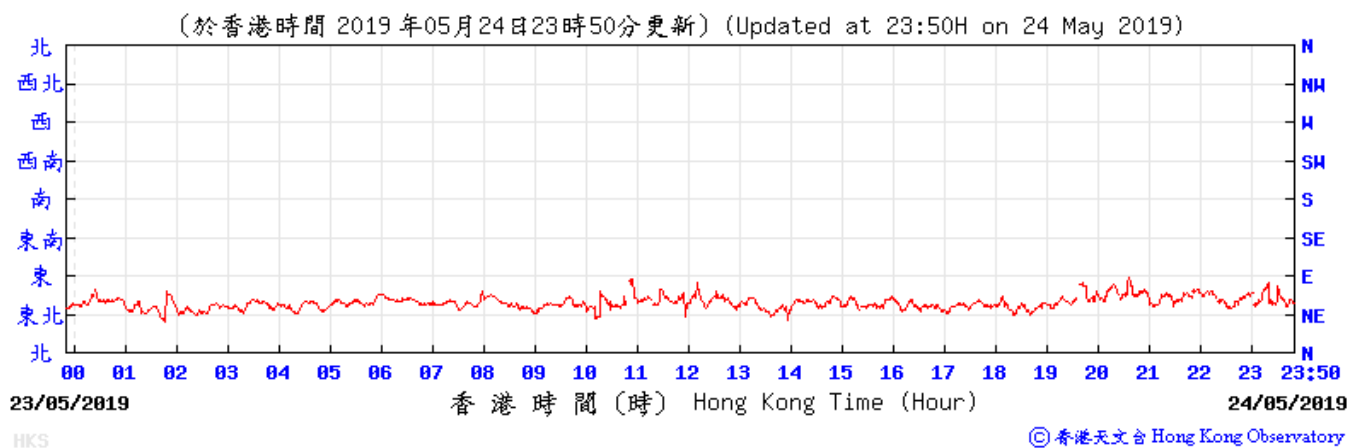
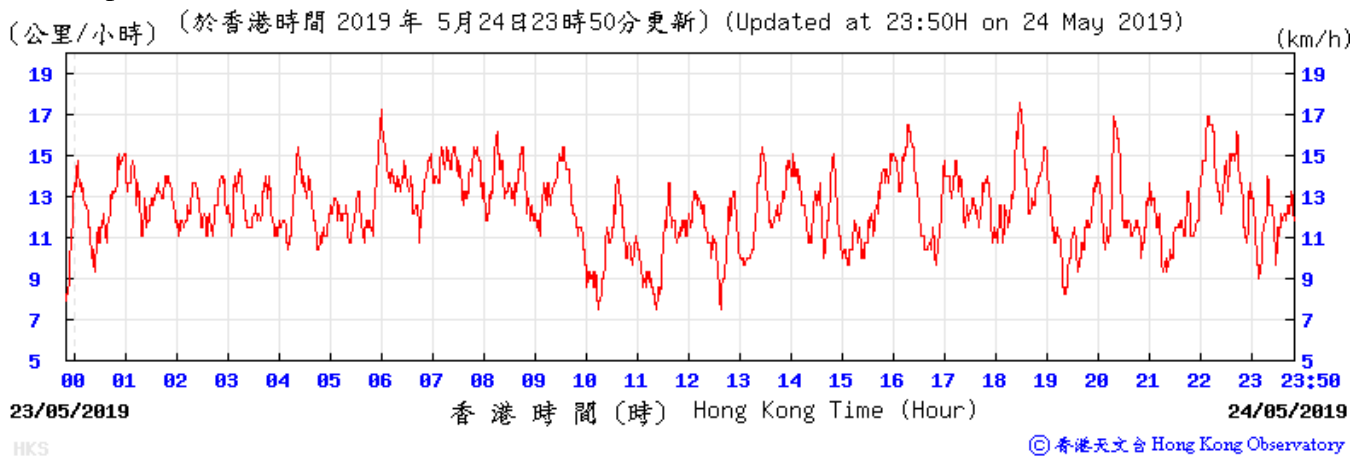
### Meteorological Data Recorded from HKO Station (24 May 2019)

(Source: [www.hko.gov.hk](http://www.hko.gov.hk))

#### Temperature/Humidity:



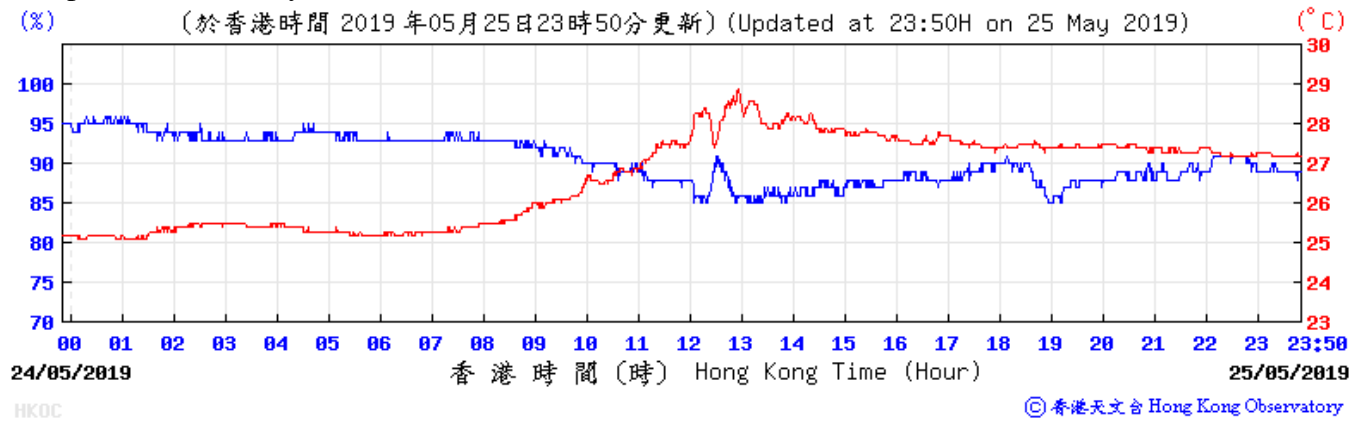
#### Wind Speed and Direction:



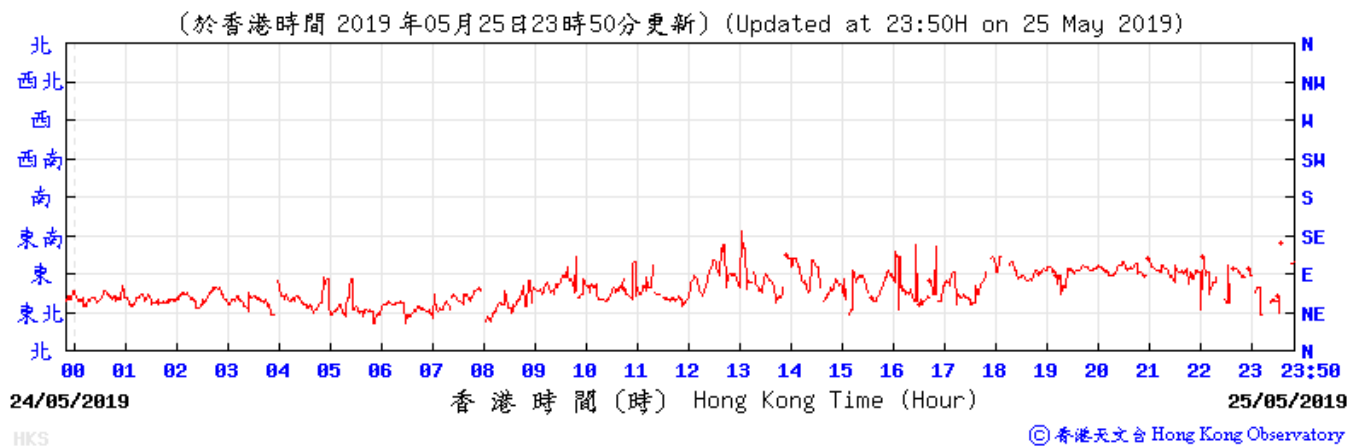
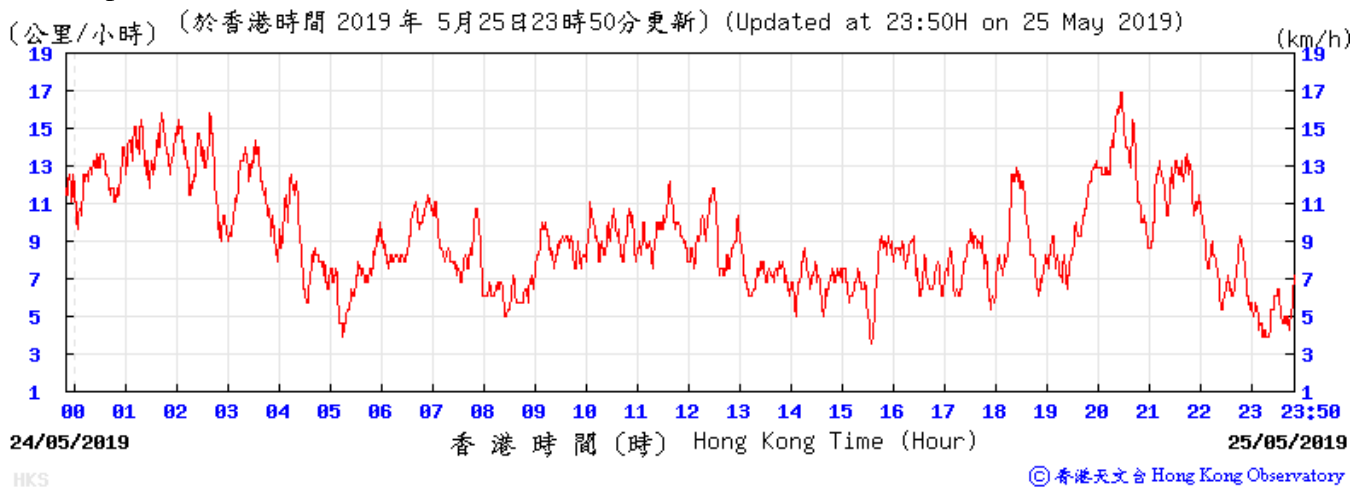
### Meteorological Data Recorded from HKO Station (25 May 2019)

(Source: [www.hko.gov.hk](http://www.hko.gov.hk))

#### Temperature/Humidity:



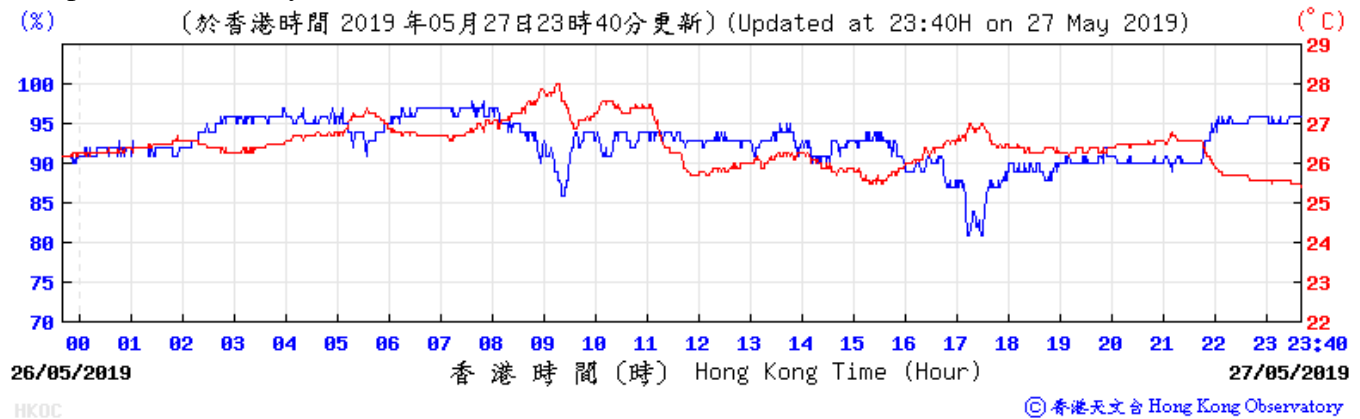
#### Wind Speed and Direction:



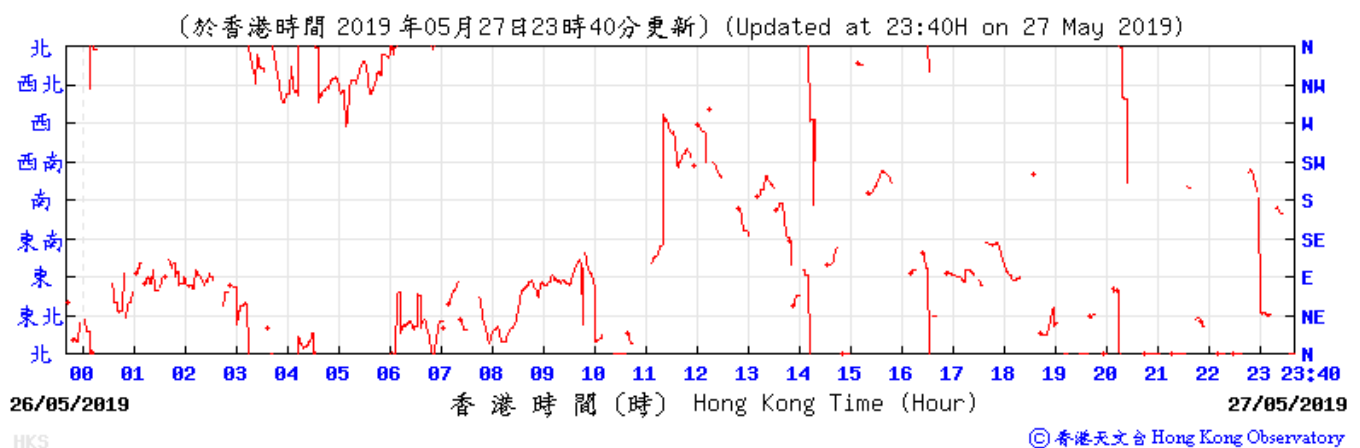
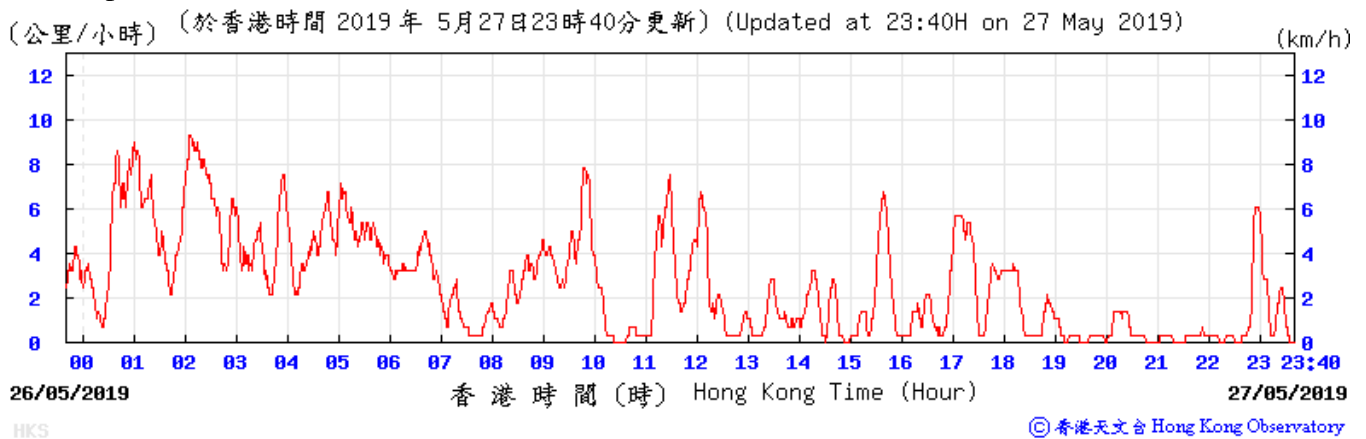
### Meteorological Data Recorded from HKO Station (27 May 2019)

(Source: [www.hko.gov.hk](http://www.hko.gov.hk))

#### Temperature/Humidity:



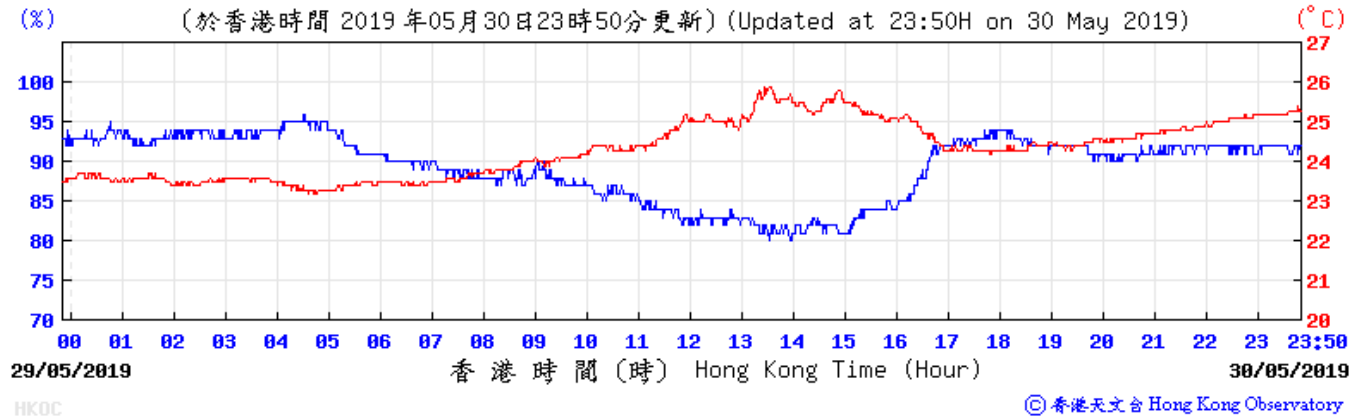
#### Wind Speed and Direction:



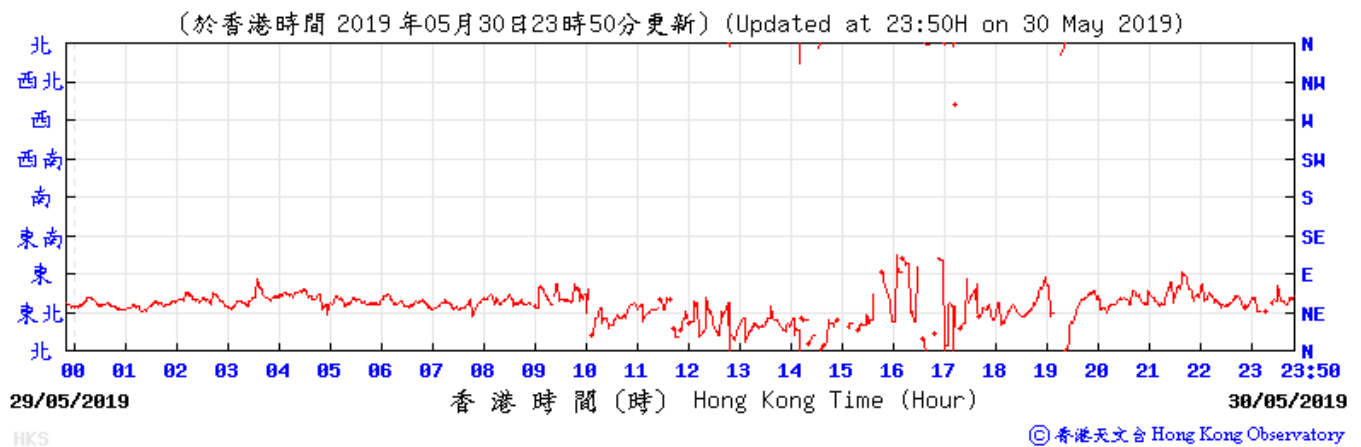
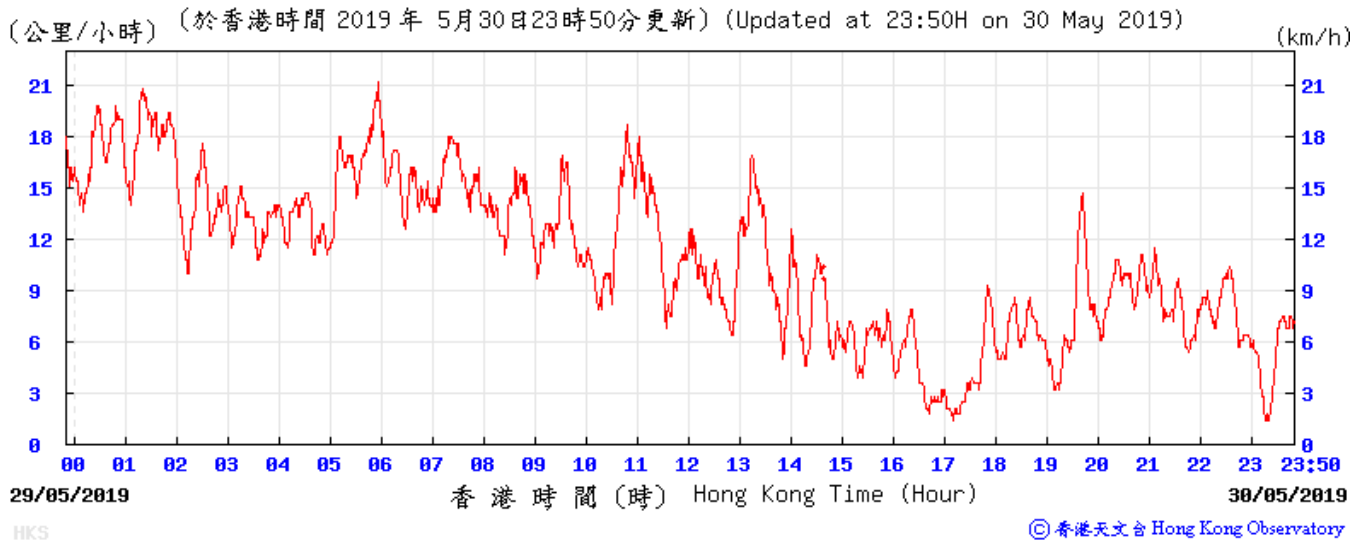
### Meteorological Data Recorded from HKO Station (30 May 2019)

(Source: [www.hko.gov.hk](http://www.hko.gov.hk))

#### Temperature/Humidity:



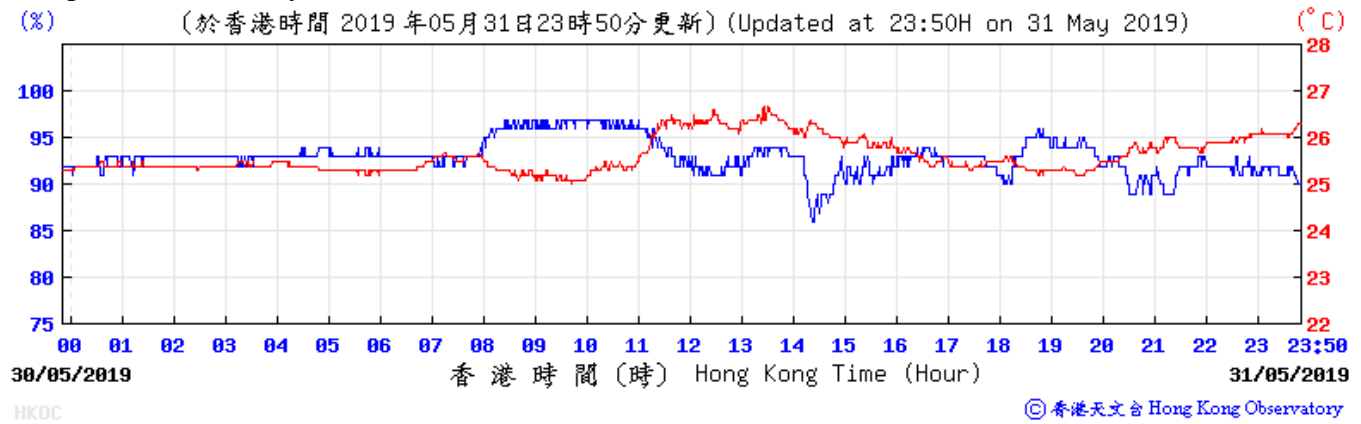
#### Wind Speed and Direction:



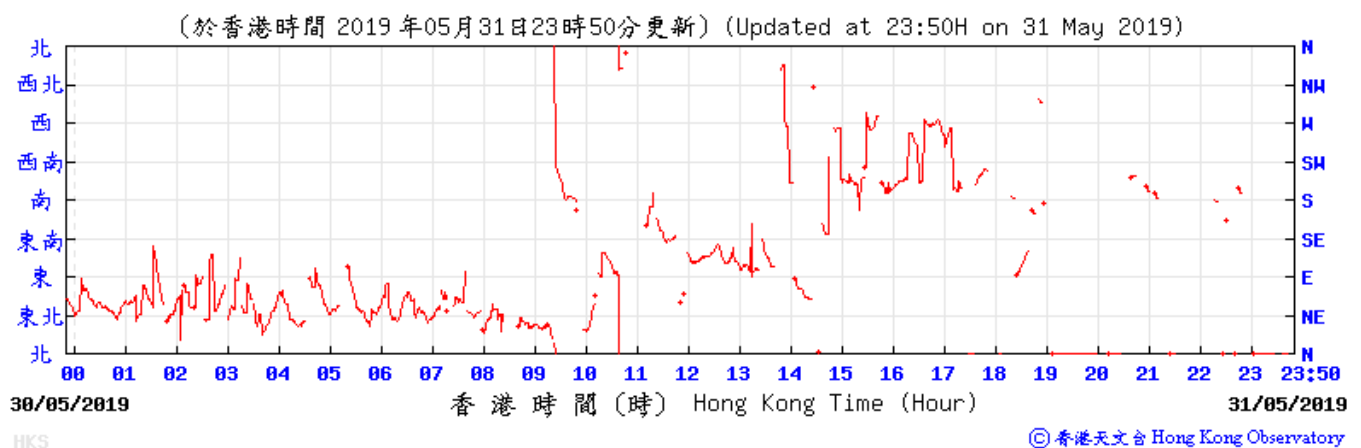
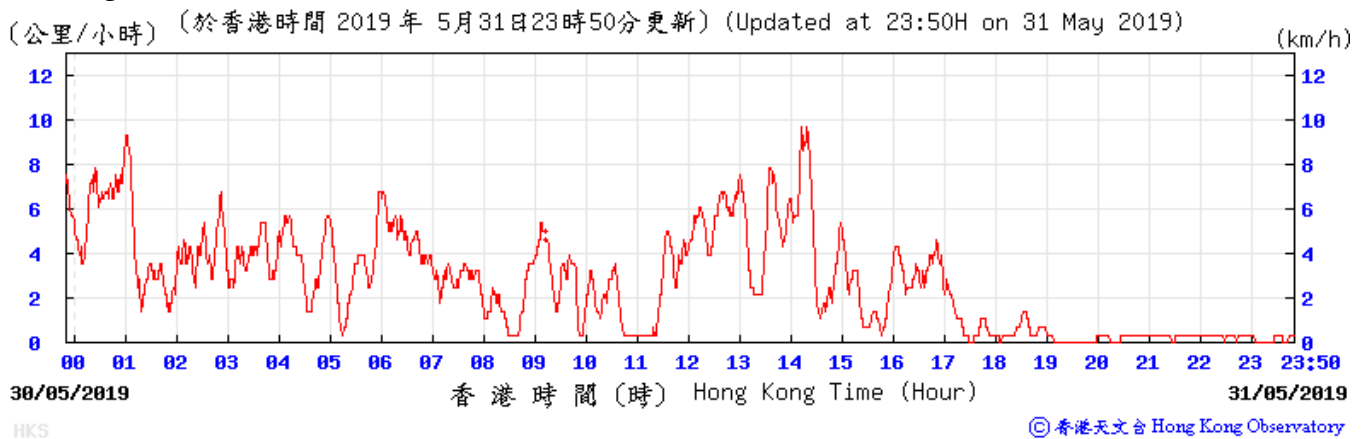
### Meteorological Data Recorded from HKO Station (31 May 2019)

(Source: [www.hko.gov.hk](http://www.hko.gov.hk))

#### Temperature/Humidity:



#### Wind Speed and Direction:



---

---

**APPENDIX E  
AIR QUALITY MONITORING RESULTS  
AND GRAPHICAL PRESENTATIONS**

---

---

## Appendix E - 1-hour TSP Monitoring Results

Location CM_AB1b - Works Site Boundary of Aberdeen PTW			
Date	Time	Weather	Particulate Concentration ( $\mu\text{g}/\text{m}^3$ )
6-May-19	9:00	Cloudy	66.8
6-May-19	10:00	Cloudy	71.5
6-May-19	11:00	Cloudy	67.9
9-May-19	9:00	Cloudy	75.6
9-May-19	10:00	Cloudy	79.4
9-May-19	11:00	Cloudy	73.3
15-May-19	8:30	Cloudy	84.3
15-May-19	9:30	Cloudy	80.0
15-May-19	10:30	Cloudy	93.8
21-May-19	9:00	Cloudy	108.8
21-May-19	10:00	Cloudy	109.6
21-May-19	11:00	Cloudy	116.5
27-May-19	8:45	Cloudy	89.2
27-May-19	9:45	Cloudy	89.9
27-May-19	10:45	Cloudy	94.7
31-May-19	9:00	Cloudy	84.1
31-May-19	10:00	Cloudy	85.6
31-May-19	11:00	Cloudy	89.2
		Average	86.7
		Maximum	116.5
		Minimum	66.8

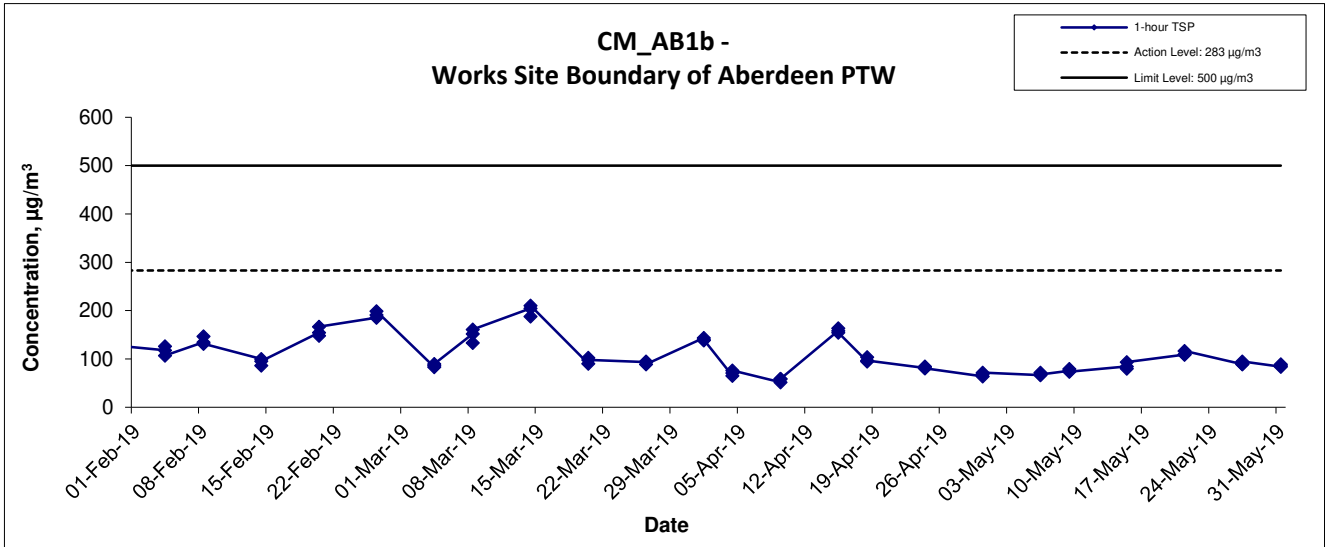
## Appendix E - 24-hour TSP Monitoring Results


### Location CM\_AB1b - Works Site Boundary of Aberdeen PTW

Start Date	Start Time	Weather Condition	Air Temp. (K)	Filter Weight (g)		Particulate Weight (g)	Elapse Time		Sampling Time(hrs.)	Flow Rate (m <sup>3</sup> /min.)		Av. flow (m <sup>3</sup> /min)	Total vol. (m <sup>3</sup> )	Conc. (µg/m <sup>3</sup> )	Filter ID no.
				Initial	Final		Initial	Final		Initial	Final				
3-May-19	10:30	Cloudy	294.1	3.4748	3.6243	0.1495	10115.4	10139.4	24.0	1.24	1.24	1.24	1779.7	84.0	190402/069
8-May-19	9:00	Cloudy	293.6	3.4599	3.5403	0.0804	10139.4	10163.4	24.0	1.23	1.23	1.23	1775.8	45.3	190402/048
14-May-19	9:00	Cloudy	301.9	3.4683	3.5491	0.0808	10163.4	10187.4	24.0	1.22	1.22	1.22	1751.3	46.1	190402/049
20-May-19	9:00	Cloudy	299.1	3.4823	3.5541	0.0718	10187.4	10211.4	24.0	1.22	1.22	1.22	1757.6	40.9	190402/009
24-May-19	9:00	Cloudy	298.6	3.4643	3.5993	0.1350	10211.4	10235.4	24.0	1.22	1.22	1.22	1762.4	76.6	190501/062
30-May-19	9:00	Cloudy	298.1	3.3915	3.5113	0.1198	10235.4	10259.4	24.0	1.22	1.22	1.22	1763.0	68.0	190501/011
													Min	40.9	
													Max	84.0	
													Average	60.1	

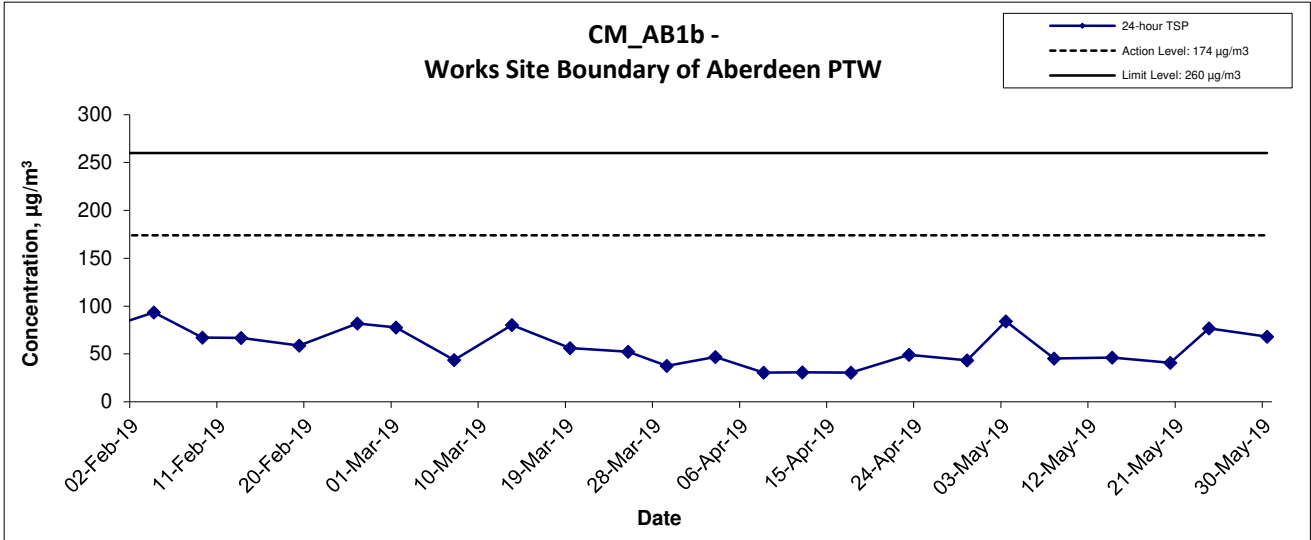


### 1-hr TSP Concentration Levels



Title Contract No. DC/2009/24 HATS 2A – Upgrading of Preliminary Treatment Works at Sandy Bay, Cyberport, Wah Fu, Aberdeen and Ap Lei Chau Graphical Presentation of 1-hour TSP Monitoring Results	Scale N.T.S	Project No. MA11060	
	Date May 19	Appendix E	

### 24-hr TSP Concentration Levels



Title Contract No. DC/2009/24 HATS 2A – Upgrading of Preliminary Treatment Works at Sandy Bay, Cyberport, Wah Fu, Aberdeen and Ap Lei Chau Graphical Presentation of 24-hour TSP Monitoring Results	Scale N.T.S	Project No. MA11060	 consulting . testing . research
	Date May 19	Appendix E	

---

---

**APPENDIX F  
NOISE MONITORING RESULTS AND  
GRAPHICAL PRESENTATIONS**

---

---

## Appendix F - Noise Monitoring Results

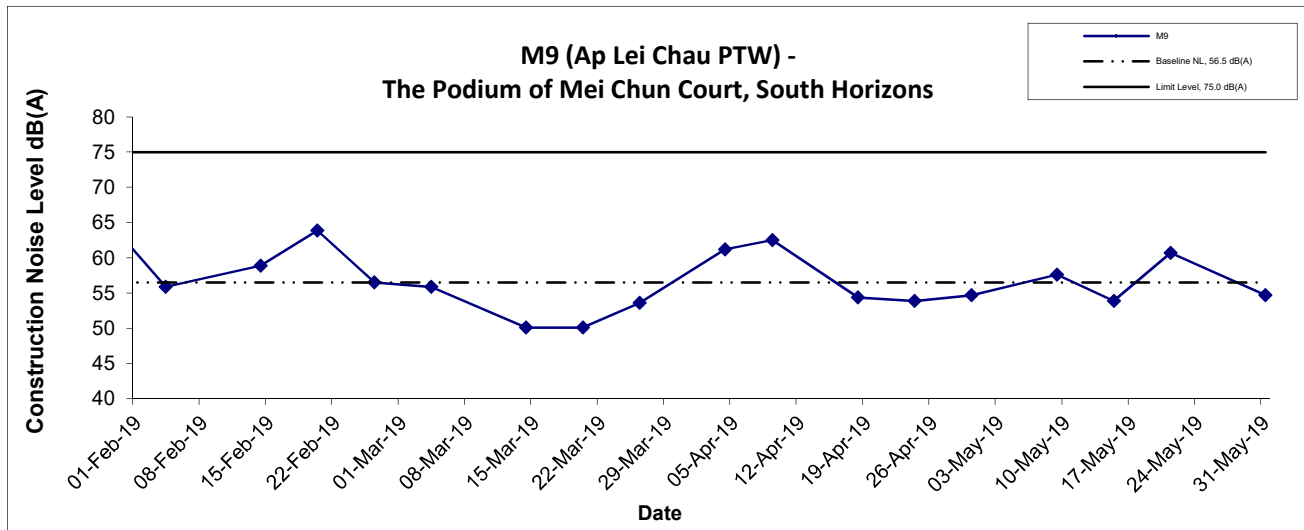
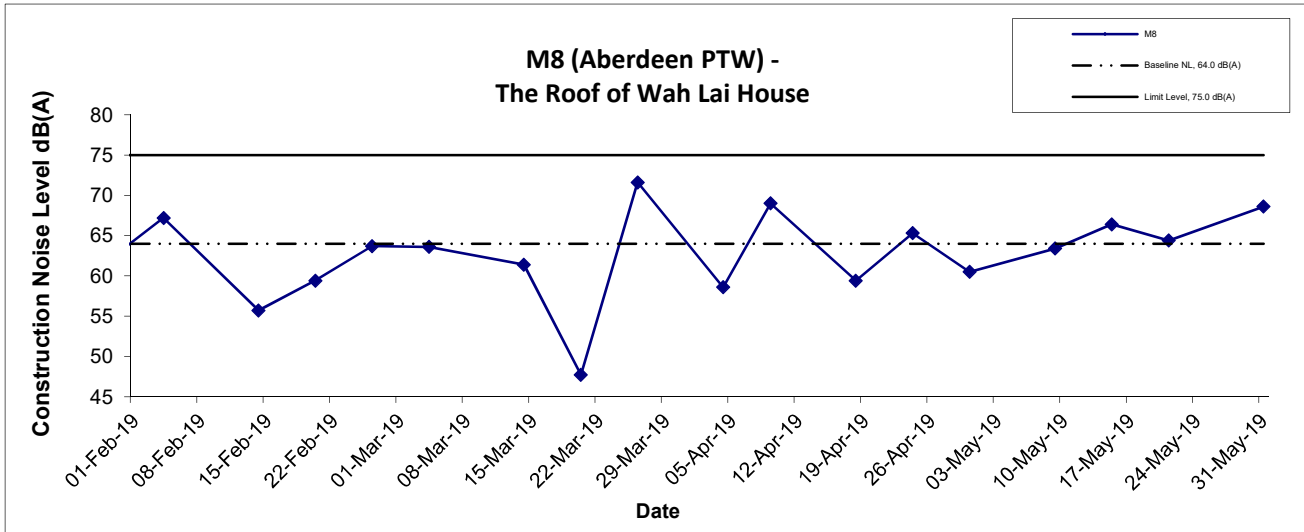
(0700-1900 hrs on Normal Weekdays)

Location M8 (Aberdeen PTW) The rooftop of Wah Lai House							
Date	Time	Weather	Unit: dB (A) (30-min)				
			Measured Noise Level			Baseline Level	Construction Noise Level
			L <sub>eq</sub>	L <sub>10</sub>	L <sub>90</sub>	L <sub>eq</sub>	L <sub>eq</sub>
9-May-19	9:30	Cloudy	66.7	68.5	62.3	64.0	63.4
15-May-19	10:30	Cloudy	68.4	72.1	60.1		66.4
21-May-19	11:30	Cloudy	67.2	70.5	60.1		64.4
31-May-19	9:45	Cloudy	69.9	72.3	65.3		68.6

Location M9 (Ap Lei Chau PTW) The Podium of Mei Chun Court, South Horizons							
Date	Time	Weather	Unit: dB (A) (30-min)				
			Measured Noise Level			Baseline Level	Construction Noise Level
			L <sub>eq</sub>	L <sub>10</sub>	L <sub>90</sub>	L <sub>eq</sub>	L <sub>eq</sub>
9-May-19	10:30	Cloudy	60.1	61.0	55.8	56.5	57.6
15-May-19	15:30	Cloudy	58.4	62.1	51.4		53.9
21-May-19	15:00	Cloudy	62.1	66.3	58.0		60.7
31-May-19	11:00	Cloudy	58.7	62.3	52.4		54.7

## Noise Levels

**(0700-1900 hrs on Normal Weekdays)**



Title Contract No. DC/2009/24 HATS 2A – Upgrading of Preliminary Treatment Works at Sandy Bay, Cyberport, Wah Fu, Abredeen and Ap Lei Chau Graphical Presentation of Noise Monitoring Result	Scale N.T.S	Project No. MA11060	
	Date May-19	Appendix F	

---

---

**APPENDIX G**  
**SUMMARY OF EXCEEDANCE**

---

---

## **APPENDIX G – SUMMARY OF EXCEEDANCE**

**Reporting Month:** May 2019

- a) Exceedance Report for 1-hr TSP (0)**
- b) Exceedance Report for 24-hr TSP (0)**
- c) Exceedance Report for Construction Noise on normal week days (0)**

---

---

**APPENDIX H  
SITE AUDIT SUMMARY**

---

---



Contract No: DC/2009/24

**HATS 2A - Upgrading of PTWs at Sandy Bay, Cyberport, Wah Fu, Aberdeen and Ap Lei Chau**



**Record Summary of Environmental Site Inspection**

**Inspection Information**

Checklist Reference Number	190502
Date	2 May 2019 (Thursday)
Time	09:30 – 11:30

Ref. No.	Non-Compliance	Related Item No.
-	None identified	-

Ref. No.	Remarks/Observations	Related Item No.
190502-R01	<p><b>Part A - Water Quality</b></p> <ul style="list-style-type: none"><li>No environmental deficiency was identified during the site inspection.</li></ul> <p><b>Part B – Landscape and Visual</b></p> <ul style="list-style-type: none"><li>No environmental deficiency was identified during the site inspection.</li></ul> <p><b>Part C - Air Quality</b></p> <ul style="list-style-type: none"><li>No environmental deficiency was identified during the site inspection.</li></ul> <p><b>Part D – Noise</b></p> <ul style="list-style-type: none"><li>The Noise Emission Label should be displayed properly for the generator.</li></ul> <p><b>Part E – Waste / Chemical Management</b></p> <ul style="list-style-type: none"><li>No environmental deficiency was identified during the site inspection.</li></ul> <p><b>Part F - Permit / Licenses</b></p> <ul style="list-style-type: none"><li>No environmental deficiency was identified during the site inspection.</li></ul> <p><b>Others</b></p> <ul style="list-style-type: none"><li>Follow-up on previous audit sessions: On previous audit session (Ref. No. 190425), no environmental deficiency was observed during the site inspection.</li></ul> <p><b>Remark:</b></p> <ul style="list-style-type: none"><li>N/A</li></ul>	D 8

	Name	Signature	Date
Recorded by	Janet Wai		2 May 2019
Checked by	Dr. Priscilla Choy		3 May 2019

Contract No: DC/2009/24

**HATS 2A - Upgrading of PTWs at Sandy Bay, Cyberport, Wah Fu, Aberdeen and Ap Lei Chau**

Record Summary of Environmental Site Inspection

Inspection Information

Checklist Reference Number	190509
Date	9 May 2019 (Thursday)
Time	09:30 – 11:30

Ref. No.	Non-Compliance	Related Item No.
-	None identified	-

Ref. No.	Remarks/Observations	Related Item No.
190509-O01	<p><b>Part A - Water Quality</b></p> <ul style="list-style-type: none"> <li>The silt curtain should be installed and maintained properly to prevent the silty water discharging out from the site boundary.</li> </ul>	A 21
190509-R02	<p><b>Part B – Landscape and Visual</b></p> <ul style="list-style-type: none"> <li>No environmental deficiency was identified during the site inspection.</li> </ul> <p><b>Part C - Air Quality</b></p> <ul style="list-style-type: none"> <li>No environmental deficiency was identified during the site inspection.</li> </ul> <p><b>Part D – Noise</b></p> <ul style="list-style-type: none"> <li>The Noise Emission Label should be displayed properly for the generator.</li> </ul> <p><b>Part E – Waste / Chemical Management</b></p> <ul style="list-style-type: none"> <li>No environmental deficiency was identified during the site inspection.</li> </ul> <p><b>Part F - Permit / Licenses</b></p> <ul style="list-style-type: none"> <li>No environmental deficiency was identified during the site inspection.</li> </ul> <p><b>Others</b></p> <ul style="list-style-type: none"> <li>Follow-up on previous audit sessions: On previous audit session (Ref. No. 190502), outstanding item 190502-R01 was remarked as 190509-R02 and required to follow up during next site inspection.</li> </ul> <p><b>Remark:</b></p> <ul style="list-style-type: none"> <li>N/A</li> </ul>	D 8

	Name	Signature	Date
Recorded by	Janet Wai		9 May 2019
Checked by	Dr. Priscilla Choy		9 May 2019

Contract No: DC/2009/24

**HATS 2A - Upgrading of PTWs at Sandy Bay, Cyberport, Wah Fu, Aberdeen and Ap Lei Chau**



**Record Summary of Environmental Site Inspection**

**Inspection Information**

Checklist Reference Number	190516
Date	16 May 2019 (Thursday)
Time	09:30 – 11:30

Ref. No.	Non-Compliance	Related Item No.
-	None identified	-

Ref. No.	Remarks/Observations	Related Item No.
190516-001	<b>Part A - Water Quality</b> <ul style="list-style-type: none"><li>The silt curtain should be aligned to the construction activity properly and provided the maintenance regularly.</li></ul>	A 21
190516-002	<ul style="list-style-type: none"><li>The silty water should be collected properly to prevent the runoff from the site area.</li></ul>	A 3i
	<b>Part B – Landscape and Visual</b> <ul style="list-style-type: none"><li>No environmental deficiency was identified during the site inspection.</li></ul>	
	<b>Part C - Air Quality</b> <ul style="list-style-type: none"><li>No environmental deficiency was identified during the site inspection.</li></ul>	
	<b>Part D – Noise</b> <ul style="list-style-type: none"><li>No environmental deficiency was identified during the site inspection.</li></ul>	
	<b>Part E – Waste / Chemical Management</b> <ul style="list-style-type: none"><li>No environmental deficiency was identified during the site inspection.</li></ul>	
	<b>Part F - Permit / Licenses</b> <ul style="list-style-type: none"><li>No environmental deficiency was identified during the site inspection.</li></ul>	
	<b>Others</b> <ul style="list-style-type: none"><li>Follow-up on previous audit sessions: On previous audit session (Ref. No. 190509), outstanding item 190509-001 was remarked as 190516-001 and required to follow up during next site inspection.</li></ul>	
	<b>Remark:</b> <ul style="list-style-type: none"><li>N/A</li></ul>	

	Name	Signature	Date
Recorded by	Janet Wai		16 May 2019
Checked by	Dr. Priscilla Choy		20 May 2019

Contract No: DC/2009/24

**HATS 2A - Upgrading of PTWs at Sandy Bay, Cyberport, Wah Fu, Aberdeen and Ap Lei Chau**

Record Summary of Environmental Site Inspection

Inspection Information

Checklist Reference Number	190523
Date	23 May 2019 (Thursday)
Time	09:30 – 11:30

Ref. No.	Non-Compliance	Related Item No.
-	None identified	-

Ref. No.	Remarks/Observations	Related Item No.
	<p><b>Part A - Water Quality</b></p> <ul style="list-style-type: none"> <li>No environmental deficiency was identified during the site inspection.</li> </ul> <p><b>Part B - Landscape and Visual</b></p> <ul style="list-style-type: none"> <li>No environmental deficiency was identified during the site inspection.</li> </ul> <p><b>Part C - Air Quality</b></p> <ul style="list-style-type: none"> <li>No environmental deficiency was identified during the site inspection.</li> </ul> <p><b>Part D - Noise</b></p> <ul style="list-style-type: none"> <li>No environmental deficiency was identified during the site inspection.</li> </ul> <p><b>Part E - Waste / Chemical Management</b></p> <ul style="list-style-type: none"> <li>No environmental deficiency was identified during the site inspection.</li> </ul> <p><b>Part F - Permit / Licenses</b></p> <ul style="list-style-type: none"> <li>No environmental deficiency was identified during the site inspection.</li> </ul> <p><b>Others</b></p> <ul style="list-style-type: none"> <li>Follow-up on previous audit sessions: On previous audit session (Ref. No. 190516), all environmental deficiencies were improved by the Contractor.</li> </ul> <p><b>Remark:</b></p> <ul style="list-style-type: none"> <li>N/A</li> </ul>	

	Name	Signature	Date
Recorded by	Janet Wai		23 May 2019
Checked by	Dr. Priscilla Choy		27 May 2019

Contract No: DC/2009/24

**HATS 2A - Upgrading of PTWs at Sandy Bay, Cyberport, Wah Fu, Aberdeen and Ap Lei Chau**

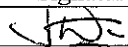

**Record Summary of Environmental Site Inspection**

**Inspection Information**

Checklist Reference Number	190530
Date	30 May 2019 (Thursday)
Time	09:30 – 11:00

Ref. No.	Non-Compliance	Related Item No.
-	None identified	-

Ref. No.	Remarks/Observations	Related Item No.
	<p><b>Part A - Water Quality</b></p> <ul style="list-style-type: none"><li>No environmental deficiency was identified during the site inspection.</li></ul> <p><b>Part B – Landscape and Visual</b></p> <ul style="list-style-type: none"><li>No environmental deficiency was identified during the site inspection.</li></ul> <p><b>Part C - Air Quality</b></p> <ul style="list-style-type: none"><li>No environmental deficiency was identified during the site inspection.</li></ul> <p><b>Part D – Noise</b></p> <ul style="list-style-type: none"><li>No environmental deficiency was identified during the site inspection.</li></ul> <p><b>Part E – Waste / Chemical Management</b></p> <ul style="list-style-type: none"><li>No environmental deficiency was identified during the site inspection.</li></ul> <p><b>Part F - Permit / Licenses</b></p> <ul style="list-style-type: none"><li>No environmental deficiency was identified during the site inspection.</li></ul> <p><b>Others</b></p> <ul style="list-style-type: none"><li>Follow-up on previous audit sessions: On previous audit session (Ref. No. 190523), all environmental deficiencies were improved by the Contractor.</li></ul> <p><b>Remark:</b></p> <ul style="list-style-type: none"><li>N/A</li></ul>	

	Name	Signature	Date
Recorded by	Janet Wai		30 May 2019
Checked by	Dr. Priscilla Choy		30 May 2019

---

---

**APPENDIX I  
SUMMARY OF AMOUNT OF WASTE  
GENERATED**

---

---

Name of Department: DSD

Name of Contract : Harbour Area Treatment Scheme Stage 2A – Upgrading of Preliminary Treatment Works  
at Sandy Bay, Cyberport, Wah Fu, Ap Lei Chau and Aberdeen

Contract No. : DC/2009/24

**APPENDIX I MONTHLY SUMMARY WASTE FLOW TABLE FOR 2019 (YEAR)**

Month	Actual Quantities of Inert C&D Materials Generated Monthly						Actual Quantities of C&D Wastes Generated Monthly						Special Waste
	Total Quantity Generated	Hard Rock and Broken Concrete (4)	Reused in the Contract	Reused in other Projects	Disposal as Public Fill	Import Fill	Metals	Paper / Cardboard Packaging	Plastics (3)	Chemical Waste	Other, e.g. general refuse		
	[in '000m <sup>3</sup> ]	[in '000m <sup>3</sup> ]	[in '000m <sup>3</sup> ]	[in '000m <sup>3</sup> ]	[in '000m <sup>3</sup> ]	[in '000m <sup>3</sup> ]	[in '000kg]	[in '000kg]	[in '000kg]	[in '000kg]	[in '000m <sup>3</sup> ]		
Year2012	1.002910	0.000000	0.000000	0.000000	1.002910	0.000000	6.680000	0.070000	0.070000	0.100000	0.014000	2.406456	
Year2013	4.264035	0.000000	0.000000	0.000000	4.264035	0.000000	10.750000	0.000000	0.000000	0.350000	0.064890	2.232710	
Year2014	4.639730	0.000000	0.000000	0.000000	4.639730	0.000000	0.000000	0.000000	0.000000	0.450000	0.145370	1.832460	
Year2015	5.361825	0.000000	0.000000	0.000000	5.361825	0.000000	0.000000	0.000000	0.031000	0.050000	0.461870	1.082870	
Year 2016	5.172790	0.000000	0.000000	0.060000	5.112790	0.000000	0.000000	0.000000	0.000000	0.000000	0.757580	0.980878	
Year 2017	2.542090	0.000000	0.000000	0.000000	2.542090	0.000000	0.000000	0.000000	0.000000	0.000000	0.616240	1.742880	
Year 2018	22.983380	0.000000	0.000000	0.060000	22.923380	0.000000	17.430000	0.070000	0.101000	0.950000	2.059950	10.278254	
JAN	0.11318256	0	0	0	0.11318256	0	0	0	0	0	0.0970331	0.18752	
FEB	0	0	0	0	0	0	0	0	0	0	0.0113293	0.19637	
MAR	0.66151426	0	0	0	0.66151426	0	0	0	0	0	0.0227694	0.18157	
APR	9.94918598	0	0	0	9.94918598	0	0	0	0	0	0.0071743	0.14886	
MAY	5.17313359	0	0	0	5.17313359	0	0	0	0	0	0.0048475	0.14515	
JUNE		0	0	0		0	0	0	0	0			
SUB-TOTAL	61.863776	0.000000	0.000000	0.120000	61.743776	0.000000	34.860000	0.140000	0.202000	1.900000	4.263054	21.415978	
JULY		0	0	0		0	0	0	0	0			
AUG		0	0	0		0	0	0	0	0			
SEPT		0	0	0		0	0	0	0	0			
OCT		0	0	0		0	0	0	0	0			
NOV		0	0	0		0	0	0	0	0			
DEC		0	0	0		0	0	0	0	0			
TOTAL	61.863776	0.000000	0.000000	0.120000	61.743776	0.000000	34.860000	0.140000	0.202000	1.900000	4.263054	21.415978	

Forecast of Total Quantities of C&D materials to be Generated from the Contracts *												
Total Quantity Generated	Hard Rock and Broken Concrete (4)	Reused in the Contract	Reused in other Projects	Disposal as Public Fill	Import Fill	Metals	Paper / Cardboard Packaging	Plastics (3)	Chemical Waste	Other, e.g. general refuse	Special Waste	
[in '000m <sup>3</sup> ]	[in '000m <sup>3</sup> ]	[in '000m <sup>3</sup> ]	[in '000m <sup>3</sup> ]	[in '000m <sup>3</sup> ]	[in '000m <sup>3</sup> ]	[in '000kg]	[in '000kg]	[in '000kg]	[in '000kg]	[in '000m <sup>3</sup> ]	[in '000ton]	
28.774	1.544	1.73	0.06	25.44	0	30	1	1	4	2.77	12.2	

- Notes :
- The performance targets are given in PS Clause 6(14).
  - Plastics refer to plastic bottles / containers, plastic sheets / foam from packaging material.
  - The contractor shall also submit the latest forecast of the total amount of C&D materials expected to be generated from the Works, together with a breakdown of the nature where to total amount of C&D materials expected to be generated from the Works is equal to or exceeding 50,000m<sup>3</sup>. (PS Clause 5(4)(b) refers).  
[Delete Note (4) and the table above on the forecast, where inapplicable].

- \* (4) The assumed density (kg/m<sup>3</sup>) for both C&D material and general refuse.  
C&D material 2000kg/m<sup>3</sup>  
General refuse 1.0 tonnes/m<sup>3</sup>
- (5) Conversion factors for reporting purpose:  
in-situ: rock = 2.5 tonnes/m<sup>3</sup> ; soil = 2.0 tonnes/m<sup>3</sup>  
excavated: rock = 2.0 tonnes/m<sup>3</sup> ; soil = 1.8 tonnes/m<sup>3</sup>  
broken concrete and bitumen = 2.5 tonnes/m<sup>3</sup>  
C&D Waste = 1.0 tonnes/m<sup>3</sup>  
bentonite slurry = 2.8 tonnes/m<sup>3</sup>  
Paper = 800kg/m<sup>3</sup>  
Chemical = 800kg/m<sup>3</sup>  
Special waste = 0.6m<sup>3</sup> / container

---

---

**APPENDIX J  
EVENT ACTION PLANS**

---

---



**APPENDIX J – Event / Action Plans**

**Table J-1 Event / Action Plan For Air Quality**

EVENT	ACTION			
	ET	IEC	ER	CONTRACTOR
<b>ACTION LEVEL</b>				
1. Exceedance for one sample	1. Identify source, investigate the causes of exceedance and propose remedial measures; 2. Inform IEC and ER; 3. Repeat measurement to confirm finding; 4. Increase monitoring frequency to daily.	1. Check monitoring data submitted by ET; 2. Check Contractor’s working method.	1. Notify Contractor.	1. Rectify any unacceptable practice; 2. Amend working methods if appropriate.
2. Exceedance for two or more consecutive samples	1. Identify source; 2. Inform IEC and ER; 3. Advise the ER on the effectiveness of the proposed remedial measures; 4. Repeat measurements to confirm findings; 5. Increase monitoring frequency to daily; 6. Discuss with IEC and Contractor on remedial	1. Check monitoring data submitted by ET; 2. Check Contractor’s working method; 3. Discuss with ET and Contractor on possible remedial measures; 4. Advise the ET on the effectiveness of the proposed remedial measures; 5. Supervise Implementation of remedial measures.	1. Confirm receipt of notification of failure in writing; 2. Notify Contractor; 3. Ensure remedial measures properly implemented	1. Submit proposals for remedial to ER within 3 working days of notification; 2. Implement the agreed proposals; 3. Amend proposal if appropriate

EVENT	ACTION			
	ET	IEC	ER	CONTRACTOR
	actions required; 7. If exceedance continues, arrange meeting with IEC and ER; 8. If exceedance stops, cease additional monitoring			
<b>LIMIT LEVEL</b>				
1. Exceedance for one sample	1. Identify source, investigate the causes of exceedance and propose remedial measures; 2. Inform ER, Contractor and EPD; 3. Repeat measurement to confirm finding; 4. Increase monitoring frequency to daily; 5. Assess effectiveness of Contractor's remedial actions and keep IEC, EPD and ER informed of the results.	1. Check monitoring data submitted by ET; 2. Check Contractor's working method; 3. Discuss with ET and Contractor on possible remedial measures; 4. Advise the ER on the effectiveness of the proposed remedial measures; 5. Supervise implementation of remedial measures	1. Confirm receipt of notification of failure in writing; 2. Notify Contractor; 3. Ensure remedial measures properly implemented	1. Take immediate action to avoid further exceedance; 2. Submit proposals for remedial actions to IEC within 3 working days of notification; 3. Implement the agreed proposals; 4. Amend proposal if appropriate

EVENT	ACTION			
	ET	IEC	ER	CONTRACTOR
2. Exceedance for two or more consecutive samples	1. Notify IEC, ER, Contractor and EPD; 2. Identify source; 3. Repeat measurement to confirm findings; 4. Increase monitoring frequency to daily; 5. Carry out analysis of Contractor's working procedures to determine possible mitigation to be implemented; 6. Arrange meeting with IEC and ER to discuss the remedial actions to be taken; 7. Assess effectiveness of Contractor's remedial actions and keep IEC, EPD and ER informed of the results; 8. If exceedance stops, cease additional monitoring	1. Check monitoring data submitted by ET; 2. Check Contractor's working method; 3. Discuss amongst ER, ET, and Contractor on the potential remedial actions; 4. Review Contractor's remedial actions whenever necessary to assure their effectiveness and advise the ER accordingly; 5. Supervise the implementation of remedial measures.	1. Confirm receipt of notification of failure in writing; 2. Notify Contractor; 3. In consolidation with the IEC, agree with the Contractor on the remedial measures to be implemented; 4. Ensure remedial measures properly implemented; 5. If exceedance continues, consider what portion of the work is responsible and instruct the Contractor to stop that portion of work until the exceedance is abated.	1. Take immediate action to avoid further exceedance; 2. Submit proposals for remedial actions to IEC within 3 working days of notification; 3. Implement the agreed proposals; 4. Resubmit proposals if problem still not under control; 5. Stop the relevant portion of works as determined by the ER until the exceedance is abated

**Table J-2 Event / Action Plan For Construction Noise**

EVENT	ACTION			
	ET	IEC	ER	CONTRACTOR
Action Level being exceeded	<ol style="list-style-type: none"> <li>1. Notify ER, IEC and Contractor;</li> <li>2. Carry out investigation;</li> <li>3. Report the results of investigation to the IEC, ER and Contractor;</li> <li>4. Discuss with the IEC and Contractor on remedial measures required;</li> <li>5. Increase monitoring frequency to check mitigation effectiveness</li> </ol>	<ol style="list-style-type: none"> <li>1. Review the investigation results submitted by the ET;</li> <li>2. Review the proposed remedial measures by the Contractor and advise the ER accordingly;</li> <li>3. Advise the ER on the effectiveness of the proposed remedial measures</li> </ol>	<ol style="list-style-type: none"> <li>1. Confirm receipt of notification of failure in writing;</li> <li>2. Notify Contractor;</li> <li>3. In consolidation with the IEC, agree with the Contractor on the remedial measures to be implemented;</li> <li>4. Supervise the implementation of remedial measures</li> </ol>	<ol style="list-style-type: none"> <li>1. Submit noise mitigation proposals to IEC and ER;</li> <li>2. Implement noise mitigation proposals</li> </ol>
Limit Level being exceeded	<ol style="list-style-type: none"> <li>1. Inform IEC, ER, Contractor and EPD;</li> <li>2. Repeat measurements to confirm findings;</li> <li>3. Increase monitoring frequency;</li> <li>4. Identify source and investigate the cause of exceedance;</li> <li>5. Carry out analysis of Contractor's working procedures;</li> <li>6. Discuss with the IEC, Contractor and ER on remedial measures required;</li> <li>7. Assess effectiveness of</li> </ol>	<ol style="list-style-type: none"> <li>1. Discuss amongst ER, ET, and Contractor on the potential remedial actions;</li> <li>2. Review Contractor's remedial actions whenever necessary to assure their effectiveness and advise the ER accordingly.</li> </ol>	<ol style="list-style-type: none"> <li>1. Confirm receipt of notification of failure in writing;</li> <li>2. Notify Contractor;</li> <li>3. In consolidation with the IEC, agree with the Contractor on the remedial measures to be implemented;</li> <li>4. Supervise the implementation of remedial measures;</li> <li>5. If exceedance continues, consider stopping the Contractor to continue working on that portion of work which causes the exceedance</li> </ol>	<ol style="list-style-type: none"> <li>1. Take immediate action to avoid further exceedance;</li> <li>2. Submit proposals for remedial actions to IEC and ER within 3 working days of notification;</li> <li>3. Implement the agreed proposals;</li> <li>4. Submit further proposal if problem still not under control;</li> <li>5. Stop the relevant portion of works as instructed by</li> </ol>

<b>EVENT</b>	<b>ACTION</b>			
	<b>ET</b>	<b>IEC</b>	<b>ER</b>	<b>CONTRACTOR</b>
	Contractor's remedial actions and keep IEC, EPD and ER informed of the results; 8. If exceedance stops, cease additional monitoring		until the exceedance is abated	the ER until the exceedance is abated

---

---

**APPENDIX K  
ENVIRONMENTAL MITIGATION  
IMPLEMENTATION SCHEDULE (EMIS)**

---

---

**APPENDIX K IMPLEMENTATION SCHEDULE OF ENVIRONMENTAL MITIGATION MEASURES (EMIS)**

<b>EIA Ref.</b>	<b>Recommended Mitigation Measures</b>	<b>Location of the measure</b>	<b>Implementation Status</b>
<b>A</b>	<b>Air Quality</b>		
3.74	<p>Skip hoist for material transport should be totally enclosed by impervious sheeting.</p> <p>Vehicle washing facilities should be provided at every vehicle exit point.</p> <p>The area where vehicle washing takes place and the section of the road between the washing facilities and the exit point should be paved with concrete, bituminous materials or hardcore.</p> <p>Where a site boundary adjoins a road, streets or other areas accessible to the public, hoarding of not less than 2.4 m high from ground level should be provided along the entire length except for a site entrance or exit.</p> <p>Use of regular watering, with complete coverage, to reduce dust emissions from exposed site surfaces and unpaved roads, particularly during dry weather.</p> <p>Side enclosure and covering of any aggregate or dusty material storage piles to reduce emissions. Where this is not practicable owing to frequent usage, watering shall be applied to aggregate fines.</p> <p>Open stockpiles shall be avoided or covered. Where possible, prevent placing dusty material storage piles near ASRs.</p> <p>Tarpaulin covering of all dusty vehicle loads transported to, from and between site locations.</p> <p>Imposition of speed controls for vehicles on unpaved site roads. Ten kilometers per hour is the recommended limit.</p> <p>Every stock of more than 20 bags of cement should be covered entirely by impervious sheeting placed in an area sheltered on the top and the 3 sides.</p> <p>Every vehicle should be washed to remove any dusty materials from its body and wheels before leaving the construction sites.</p>	All construction sites	<p>N/A</p> <p>^</p> <p>^</p> <p>^</p> <p>^</p> <p>^</p> <p>^</p> <p>^</p> <p>^</p> <p>^</p> <p>^</p> <p>^</p>
3.74	Instigation of an environmental monitoring and auditing program to monitor the construction process in order to enforce controls and modify method of work if dusty conditions arise.	All construction sites	^

EIA Ref.	Recommended Mitigation Measures	Location of the measure	Implementation Status
<b>B</b>	<b>Airborne Noise</b>		
4.56– 4.61	Use of quiet PME, movable barriers and acoustic mats.	All construction sites	^
4.67	Only well-maintained plant shall be operated on-site and plant shall be serviced regularly during the construction program.		^
	Silencers or mufflers on construction equipment shall be utilized and shall be properly maintained during the construction program.		^
	Mobile plant, if any, shall be sited as far away from NSRs as possible.		^
	Machines and plant (such as trucks) that may be in intermittent use shall be shut down between works periods or shall be throttled down to a minimum.		^
4.67	Plant known to emit noise strongly in one direction shall, wherever possible, be orientated so that the noise is directed away from the nearby NSRs.		^
	Material stockpiles and other structures shall be effectively utilized, wherever practicable, in screening noise from on-site construction activities.		^
<b>C</b>	<b>Water Quality</b>		
6.349 to 6.375	Construction Site Runoff and General Construction Activities The mitigation measures as outlined in the ProPECC PN 1/94 Construction Site Drainage should be adopted where applicable.	All construction sites	*
6.376	Effluent Discharge There is a need to apply to EPD for a discharge licence for discharge of effluent from the construction site under the WPCO. The discharge quality must meet the requirements specified in the discharge licence. If monitoring of the treated effluent quality from the works areas is required during the construction phase of the Project, the monitoring should be carried out in accordance with the WPCO license which is under the ambit of regional office (RO) of EPD. Minimum distances of 100 m should be maintained between the discharge points of construction site effluent and the existing saltwater intakes.		*
6.377	Accidental Spillage of Chemicals  Contractor must register as a chemical waste producer if chemical wastes would be produced from the construction activities. The Waste Disposal Ordinance (Cap 354) and its subsidiary regulations in particular the Waste Disposal (Chemical Waste) (General)		^



EIA Ref.	Recommended Mitigation Measures	Location of the measure	Implementation Status
	Regulation should be observed and complied with for control of chemical wastes.		
6.378	Any service shop and maintenance facilities should be located on hard standings within a bunded area, and sumps and oil interceptors should be provided. Maintenance of vehicles and equipment involving activities with potential for leakage and spillage should only be undertaken within the areas appropriately equipped to control these discharges.		^
6.379	<p>Disposal of chemical wastes should be carried out in compliance with the Waste Disposal Ordinance. The Code of Practice on the Packaging, Labelling and Storage of Chemical Wastes published under the Waste Disposal Ordinance details the requirements to deal with chemical wastes. General requirements are given as follows:</p> <ul style="list-style-type: none"> <li>• Suitable containers should be used to hold the chemical wastes to avoid leakage or spillage during storage, handling and transport.</li> <li>• Chemical waste containers should be suitably labelled, to notify and warn the personnel who are handling the wastes, to avoid accidents.</li> <li>• Storage area should be selected at a safe location on site and adequate space should be allocated to the storage area.</li> </ul>		^
6.380	<p>Construction Works in Close Proximity of Storm Drains or Seafront:</p> <p>To minimize the potential water quality impacts from the construction works located at or near any watercourse, the practices outlined below should be adopted where applicable.</p> <ul style="list-style-type: none"> <li>• The use of less or smaller construction plants may be specified to reduce the disturbance to the storm water courses or marine environment.</li> <li>• Temporary storage of materials (e.g. equipment, filling materials, chemicals and fuel) and temporary stockpile of construction materials should be located well away from any water courses during carrying out of the construction works.</li> <li>• Stockpiling of construction materials and dusty materials should be covered and located away from any water courses.</li> <li>• Construction debris and spoil should be covered up and/or disposed of as soon as possible to avoid being washed into the nearby water receivers.</li> <li>• Construction activities, which generate large amount of wastewater, should be carried out in a distance away from the waterfront, where practicable.</li> <li>• Proper shoring may need to be erected in order to prevent soil/mud from slipping into the storm culvert or sea.</li> </ul>	All construction sites	^

EIA Ref.	Recommended Mitigation Measures	Location of the measure	Implementation Status
<b>D</b>	<b>Waste Management</b>		
9.107	Reusable steel or concrete panel shutters, fencing and hoarding and signboard should be used as a preferred alternative to items made of wood, to minimize wastage of wood. Attention should be paid to WBTC No. 19/2001 - Metallic Site Hoardings and Signboards to reduce the amount of timber used on construction sites. Metallic alternatives to timber are readily available and should be used rather than new timber. Precast concrete units should be adopted wherever feasible to minimize the use of timber formwork.	All construction sites	^
9.109	All waste materials should be segregated into categories covering: <ul style="list-style-type: none"> <li>• excavated materials suitable for reuse on-site;</li> <li>• excavated materials suitable for public filling facilities;</li> <li>• remaining C&amp;D waste for landfill;</li> <li>• chemical waste; and</li> <li>• general refuse for landfill.</li> </ul>	All construction sites	^
9.113	Sort C&D waste from demolition of existing facilities to recover recyclable portions such as metals.		^
	Segregation and storage of different types of waste in different containers, skips or stockpiles to enhance reuse or recycling of materials and their proper disposal.		^
	Encourage collection of aluminum cans, PET bottles and paper by providing separate labelled bins to enable these wastes to be segregated from other general refuse generated by the work force.		^
	Any unused chemicals or those with remaining functional capacity shall be recycled.		^
	Proper storage and site practices to minimize the potential for damage or contamination of construction materials.		^
9.115	Nomination of an approved person, such as a site manager, to be responsible for good site practices, arrangements for collection and effective disposal to an appropriate facility, of all wastes generated at the site.		^
	Training of site personnel in proper waste management and chemical waste handling procedures.		^
9.115	Develop and provide toolbox talk for on-site sorting of C&D materials to enhance worker's awareness in handling, sorting, reuse and recycling of C&D materials.		^
	Provision of sufficient waste disposal points and regular collection of waste.		^

EIA Ref.	Recommended Mitigation Measures	Location of the measure	Implementation Status
	Regular cleaning and maintenance programme for drainage systems, sumps and oil interceptors.		^
9.125	Bentonite slurries used in diaphragm wall construction should be reconditioned and reused wherever practicable. The disposal of residual used bentonite slurry should follow the good practice guidelines stated in ProPECC PN 1/94 "Construction Site Drainage".	All construction sites	N/A
9.131	Adequate number of portable toilets at temporary works areas or the PTWs to ensure that sewage from site staff would be properly collected.		^
9.133	General refuse should be stored in enclosed bins, skips or compaction units separating from C&D material and disposed of at designated landfill.		^
9.135	The recyclable component of the municipal waste generated by the workforce, such as aluminium cans, paper and cleansed plastic containers should be separated from other waste. Provision and collection of recycling bins for different types of recyclable waste should be set up by the Contractor. The Contractor should also be responsible for arranging recycling companies to collect these materials.		^
9.137	If chemical wastes are produced at the construction site, the Contractor would be required to register with the EPD as a chemical waste producer and to follow the guidelines stated in the Code of Practice on the Packaging, Labelling and Storage of Chemical Wastes. Good quality containers compatible with the chemical wastes should be used, and incompatible chemicals should be stored separately. Appropriate labels should be securely attached on each chemical waste container indicating the corresponding chemical characteristics of the chemical waste, such as explosive, flammable, oxidizing, irritant, toxic, harmful, corrosive, etc. The Contractor shall use a licensed collector to transport and dispose of the chemical wastes, to either the approved Chemical Waste Treatment Centre, or another licensed facility, in accordance with the Waste Disposal (Chemical Waste) (General) Regulation.		^
9.142	Prior to excavation of the marine deposit layer, the deposit should be tested in accordance with the ETWB TC(W) No. 34/2002 and the results should be presented in a Preliminary Sediment Quality Report. The marine deposit should be disposed of at the disposal site designated by the Marine Fill Committee (MFC) or Director of Environmental Protection (DEP) depending on the test results.		N/A

<b>EIA Ref.</b>	<b>Recommended Mitigation Measures</b>	<b>Location of the measure</b>	<b>Implementation Status</b>
<b>E</b>	<b>Terrestrial Ecology</b>		
10.94	To implement effective noise mitigation measures as recommended in Section 4 of EIA.	All construction sites	N/A
10.95	Dust control practices such as regular watering, complete coverage of any aggregate or dusty material storage piles, and re-schedule of dusty activities during high-wind conditions as well as other measures recommended in Section 3 of EIA, should be implemented.		^
10.96	Fences/hoardings should be erected and installed along the boundary of the works areas.		^
10.97	Standard good site practices as suggested in Section 10 of EIA should be implemented.		N/A
10.98	Provision of proper drainage system and runoff control measures such as use of sand/silt traps, oil/grease separators, sedimentation tanks, etc.		*
<b>F</b>	<b>Landscape and Visual</b>		
Table 13.7	Topsoil, where identified, should be stripped and stored for re-use in the construction of the soft landscape works, where practical.	All construction sites	^
	Existing trees to be retained on site should be carefully protected during construction.		^
	Trees unavoidably affected by the works should be transplanted where practical.		^
	Compensatory tree planting should be provided to compensate for felled trees.		^
	Control of night-time lighting.		^
Table 13.7	Erection of decorative screen hoarding compatible with the surrounding setting.	All construction sites	N/A
<b>G</b>	<b>Marine Ecology</b>		
11.137	To minimize the potential indirect impacts on water quality from construction site runoff and various construction activities, the practices outlined in ProPECC PN 1/94 Construction Site Drainage should be adopted.	All construction sites	*
<b>H</b>	<b>Hazard to Life</b>		
14A.201	Limiting use of cranes in terms of locations, lifting height, swing angle and setting up safety zone.	Exact location will be determined on construction site by the engineer	^

Remarks:	^ Compliance of mitigation measure;
	N/A Not Applicable;
	* Recommendation was made during site audit but improved/rectified by the contractor.
	# Recommendation was made during site audit and to be improved / rectified by the contractor.
	X Non-compliance of mitigation measure;
	● Non-compliance but rectified by the contractor;

---

---

**APPENDIX L  
COMPLAINT LOG**

---

---

**APPENDIX L – COMPLAINT LOG**

**Reporting Month:** May 2019

**Cumulative complaints received:**

Log Ref.	Location	Received Date	Details of Complaint	Investigation/Mitigation Action	Status
<b>Wah Fu PTW</b>					
CIR#7_180307	DSD’s Preliminary Treatment Work (PTW) at Wah Fu	7 <sup>th</sup> March 2018	One anonymous complainant complained about the noise nuisance generated from Contract DC/2009/24 construction site at Wah Fu PTW during midnight. The ETL of the Contract was informed of the complaint through the e-mail on 7 <sup>th</sup> March 2018 and initiated the complaint investigation procedures. According to the information provided by the Contractor, there was no construction activity was conducted and therefore no significant noise due to the construction works was generated at Wah Fu PTW during the time of complaint (during midnight). However, the high alarm from Hydrogen Sulfide Gas Detector was activated due to the fault found on the gas monitoring channels in the control room on 6 <sup>th</sup> March 2018 around 01:30 a.m. and on 7 <sup>th</sup> March 2018 around 05:30 a.m. respectively according to the	There was no exceedance recorded at noise monitoring stations M7a for Wah Fu PTW in early March 2018. After complaint received, the Contractor has taken initiative to minimize noise nuisance to the nearby residents by implementation of mitigation measures as below: <ul style="list-style-type: none"> <li>• Properly maintained and operated the construction plant (well-greased, damage and worn parts promptly replaced).</li> </ul> As reported by the Contractor of Contract DC/2009/24 during the site inspection on 9 <sup>th</sup> March 2018, no abnormal alarm was noticed from the Hydrogen Sulfide Gas Detector after the Contractor reset the alarm system and the Contractor was reminded to check and test the alarm system on a regular basis to ensure they are working properly. The Contractor was reminded to regular check and test the alarm system to avoid the re-occurrence of the incident and closely monitor the existing noise mitigation measures are properly implemented at Wah Fu PTW under the Contract DC/2009/24.	Closed

Log Ref.	Location	Received Date	Details of Complaint	Investigation/Mitigation Action	Status
			operation and maintenance records of new Fine Screen and Grit Trap facilities at Wah Fu PTW.		
CIR#6_151209	DSD's Preliminary Treatment Work (PTW) at Wah Fu	9 <sup>th</sup> December 2015	<p>One anonymous complainant complained about the noise generated from Contract DC/2009/24 construction site at Wah Fu PTW. According to the complainant, site works had commenced at about 8 am and was considered to be too early. The ETL of the Contract was informed of the complaint through the e-mail on 9<sup>th</sup> December 2015 and initiated the complaint investigation procedures.</p> <p>According to the information provided by the Contractor, major construction activity that contributed to the noise at Wah Fu PTW during the time of complaint were breaking and excavation works of flume channel on the pavement, and breaking and excavation works for construction of cable shaft which were conducted and started around 8:20 a.m. and around 1 p.m. respectively on 9<sup>th</sup> December 2015.</p>	<p>There was no exceedance recorded at noise monitoring stations M7a for Wah Fu PTW in December 2015. After complaint received, the Contractor has taken initiative to minimize noise nuisance to the nearby residents by implementation of mitigation measures as below:</p> <ul style="list-style-type: none"> <li>• Properly maintained and operated the construction plant (well-greased, damage and worn parts promptly replaced);</li> <li>• Operated the machines and plant in intermittent use and shut down between works periods.</li> </ul> <p>As reported by the Contractor of Contract DC/2009/24 during the site inspection on 11<sup>th</sup> December 2015, the Contractor agreed to reschedule the site works and noisy activities would only be started from 9 a.m. at Wah Fu PTW in order to minimize the impact to the nearby noise sensitive receiver.</p>	Closed



Log Ref.	Location	Received Date	Details of Complaint	Investigation/Mitigation Action	Status
CIR#5_151026	DSD’s Preliminary Treatment Work (PTW) at Wah Fu	26 <sup>th</sup> October 2015	<p>One anonymous complainant complained about the noise generated from Contract DC/2009/24 construction site at Wah Fu PTW. The ETL of the Contract was informed of the complaint through the e-mail on 27<sup>th</sup> October 2015 and initiated the complaint investigation procedures.</p> <p>According to the information provided by the Contractor, major construction activity that contributed to the noise at Wah Fu PTW during the time of complaint was breaking works</p>	<p>There was no exceedance recorded at noise monitoring stations M7a for Wah Fu PTW in October 2015. After complaint received, the Contractor has taken initiative to minimize noise nuisance to the nearby residents by implementation of mitigation measures as below:</p> <ul style="list-style-type: none"> <li>• Properly maintained and operated the construction plant (well-greased, damage and worn parts promptly replaced);</li> <li>• To install the erected noise absorption screen on top of the FSGT building’s roof located close to the operating PME/noisy works (noise sources).</li> </ul> <p>According to the site diary, the Contractor had provided the sound insulating materials to enclose and wrap the breaking tip which could further reduce the noise generated from construction works in Wah Fu PTW.</p>	Closed
CIR#4_150330	DSD’s Preliminary Treatment Work (PTW) at Wah Fu	30 <sup>th</sup> March 2015	<p>One anonymous complainant complained about the dark smoke emission generated from Contract DC/2009/24 construction site at Wah Fu PTW. The ETL of the Contract was informed of the complaint through the e-mail on 30<sup>th</sup> March 2015 and initiated the complaint investigation procedures.</p> <p>According to the information provided by the Contractor, the sheet pile machine was deployed at Wah Fu PTW for sheet piling installation on the day of complaint. However, no dark smoke emission was observed at Wah Fu PTW during the routine</p>	<p>After complaint received, the Contractor has taken initiative to prevent dark smoke emission to the nearby residents by implementation of mitigation measures as below:</p> <ul style="list-style-type: none"> <li>• Remove the sheet pile machine after finishing the works on 31<sup>st</sup> March 2015;</li> <li>• Properly maintained and operated the construction plant (well-greased, damage and worn parts promptly replaced).</li> </ul> <p>The Contractor was reminded to consider to increase the frequency of checking the darkness of smoke generated from mechanical equipment. With comparison to the shade of smoke to the shades on a Ringelmann Chart or other approved devices to ensure the emitting smoke is lighter than shade 1 on the Ringelmann Chart. The Contractor was also reminded to avoid any dark smoke emission generated from mechanical equipment for more than 6 minutes in any period of 4 hours or for more than 3 minutes continuously at</p>	Closed

Log Ref.	Location	Received Date	Details of Complaint	Investigation/Mitigation Action	Status
			inspection by the Contractor such as the Environmental Officer on the day of complaint. The machine was removed off site after finishing the works.	any one time; and remove the carbon deposits from the muffler and keep the mesh at the inlet of the air blower clear frequently which could further prevent the dark smoke emission generated from construction machines of construction works in Wah Fu PTW.	
CIR#3_131119	DSD's Preliminary Treatment Work (PTW) at Wah Fu	19 <sup>th</sup> November 2013	One anonymous complainant complained about the noise generated from Contract DC/2009/24 construction site at Wah Fu PTW. The ETL of the Contract was informed of the complaint through the e-mail on 29 <sup>th</sup> November 2013 and initiated the complaint investigation procedures. According to the information provided by the Contractor, major construction activities that contributed to the noise at Wah Fu during the time of complaint include: pipe pile wall construction, grout curtain construction and ELS in progress.	There was no exceedance report received from Contract DC/2007/24 at noise monitoring stations M7a for Wah Fu PTW in November 2013. After complaint received, the Contractor has taken initiative to minimize noise nuisance to the nearby residents by implementation of mitigation measures as below: <ul style="list-style-type: none"> <li>• Properly maintained and operated the construction plant (well-greased, damage and worn parts promptly replaced);</li> <li>• To install the erected noise absorption screen located close to the operating PME/noisy works (noise sources).</li> </ul> According to the site diary, the Contractor had provided the sound insulating materials to enclose and wrap the breaking tip which could further reduce the noise generated from construction works in Wah Fu PTW.	Closed
CIR#2_130809	DSD's Preliminary Treatment Work (PTW) at Wah Fu	9 <sup>th</sup> August 2013	One anonymous complainant complained about the noise generated from Contract DC/2009/24 construction site at Wah Fu PTW. The ETL of the Contract was informed of the complaint through the e-mail on 12 <sup>th</sup> August 2013 and initiated the complaint investigation procedures. According to the information	There was no exceedance report received from Contract DC/2007/24 at noise monitoring stations M7a for Wah Fu PTW in August 2013. After complaint received, the Contractor has taken initiative to minimize noise nuisance to the nearby residents by implementation of mitigation measures as below: <ul style="list-style-type: none"> <li>• Properly maintained and operated the construction plant (well-greased, damage and worn parts promptly replaced);</li> <li>• To install movable noise absorption screen located close to the operating PME/noisy works (noise</li> </ul>	Closed

Log Ref.	Location	Received Date	Details of Complaint	Investigation/Mitigation Action	Status
			provided by the Contractor, major construction activities that contributed to the noise at Wah Fu during the time of complaint include: pipe pile wall construction.	sources); <ul style="list-style-type: none"> <li>To enclose or wrap the breaking tip with sound insulating materials to reduce the noise.</li> </ul> According to the complaint, the Contractor had enhanced the movable noise barrier by increasing the height of the noise barrier and adding the upper sloped section which could further reduce the noise generated from construction works in Wah Fu PTW.	
<b>Aberdeen PTW</b>					
N/A	N/A	N/A	N/A	N/A	N/A
<b>Ap Lei Chau PTW</b>					
CIR#8_180309	DSD's Preliminary Treatment Work (PTW) at Ap Lei Chau	9 <sup>th</sup> March 2018	A district council member referred multiple complaints from residents concerning the noise in early mornings generated from construction activities at LEE NAM ROAD. The ETL of the Project was informed of the complaint through the e-mail on 9 <sup>th</sup> March 2018 and initiated the complaint investigation procedures. According to the information provided by the Contractor, there is no construction activity that contributed to the noise at Ap Lei Chau PTW before 8:00 a.m. In addition, only minor concrete breaking for road pavement works outside Ap Lei Chau PTW was carried out after 9:00 a.m. in the	During the weekly site inspection on 2 <sup>nd</sup> , 9 <sup>th</sup> and 16 <sup>th</sup> March 2018, there is another construction site nearby at Lee Nam Road carrying out piling works and the significant noise were observed. There was no exceedance recorded at noise monitoring stations M9 for Ap Lei Chau PTW in early March 2018. After complaint received, the Contractor has taken initiative to minimize noise nuisance to the nearby residents by implementation of mitigation measures as below: <ul style="list-style-type: none"> <li>Properly maintained and operated the construction plant (well-greased, damage and worn parts promptly replaced).</li> </ul> As reported by the Contractor of Contract DC/2009/24 during the site inspection on 9 <sup>th</sup> and 16 <sup>th</sup> March 2018, the Contractor agreed to reschedule the site works and noisy activities at Ap Lei Chau PTW would only be started from 9:30 a.m. which could minimize the impact of noise nuisance to the nearby noise sensitive receiver in early morning. The Contractor also agreed to provide sound absorption materials to wrap the breaker to minimize the	Closed

Log Ref.	Location	Received Date	Details of Complaint	Investigation/Mitigation Action	Status
			early March 2018 to minimize the noise nuisance in the early morning.	noise impact to the nearby noise sensitive receiver if the concrete breaking works are required to be carried out.	
CIR#1_121228	DSD's Preliminary Treatment Work (PTW) at Ap Lei Chau	28 <sup>th</sup> December 2012	<p>The residents of South Horizons and Ap Lei Chau Estate complained about the noise generated from our construction site at Ap Lei Chau PTW. The ETL of the Project was informed of the complaint through the e-mail on 31<sup>st</sup> December 2012 and initiated the complaint investigation procedures. According to the information provided by the Contractor, major construction activities that contributed to the noise at Ap Lei Chau during the time of complaint include: general site works and safety works; maintenance and handling of plants; and drilling works for pipe pile wall.</p>	<p>There was no exceedance report received from Contract DC/2008/09 at noise monitoring stations M9 for Ap Lei Chau PTW in December 2012. Resident site staff also revealed that rock excavation works and other construction activities were being carried out at nearby construction sites on 29 &amp; 31 December 2012. After complaint received, the Contractor has taken initiative to minimize noise nuisance to the nearby residents by implementation of mitigation measures as below:</p> <ul style="list-style-type: none"> <li>• Adopting a relatively low-noise construction method – small drilling rig to install the pipe piles;</li> <li>• Equipping noise reducing jacket on the small drilling rig.</li> </ul> <p>The Contractor was recommended to continue the following mitigation measures in order to minimize the potential construction noise nuisance to the nearby community:</p> <ul style="list-style-type: none"> <li>• To adopt movable noise barrier;</li> <li>• To use silenced equipment where practicable;</li> <li>• To avoid concurrent uses of noisy equipment near the sensitive area;</li> <li>• To ensure the equipment are maintaining in good operation condition; and</li> <li>• To turned off any idle equipment on site.</li> </ul>	Closed

**Remarks:** No environmental complaint was received in May 2019.

---

---

**APPENDIX M**  
**CONSTRUCTION PROGRAMME**

---

---



OUTSTANDING WORKS PROGRAMME FOR AP LEI CHAU PTW  
SECTION 7 OF THE WORKS

WITHOUT PREJUDICE

Data Date 05-Mar-19

ACTIVITY DESCRIPTION	REVISED DWP_REV. 6 incl. AS-Built			Actual / Target			2014				2015				2016				2017				2018															
	START	FINISH	Planned % Prog	START	FINISH	Actual % Prog	Jun	Jul	Aug	Sep	Oct	Nov	Dec	Jan	Feb	Mar	Apr	May	Jun	Jul	Aug	Sep	Oct	Nov	Dec	Jan	Feb	Mar	Apr	May	Jun	Jul	Aug	Sep	Oct	Nov	Dec	
<b>SECTION 7 OF THE WORKS</b>																																						
<b>Stage 1 - Construction of Initial Treatment Plant</b>																																						
ELS / Structural works for remaining half of initial treatment plant (Wet well and Dry Well) incl. Temporary wall enclosure	02-Jul-14	31-Aug-15	100%	02-Jul-14	31-Aug-15	100%																																
Flume Channel Construction & Connection to existing outfall chamber	20-Apr-15	06-Jun-15	100%	20-Apr-15	06-Jun-15	100%																																
E&M works for Initial Treatment Plant (incl. flow diversion to new plant)	15-Sep-14	31-Jul-15	100%	15-Sep-14	31-Jul-15	100%																																
Tie-in Connection, Rising Main and Flow Meter Chamber (Partial only)	15-Dec-14	17-Aug-15	100%	15-Dec-14	17-Aug-15	100%																																
Start of Flow diversion to tie-in pit		20-Nov-15	100%		20-Nov-15	100%																																
Flow diversion to tie-in pit	20-Nov-15	19-Dec-15	100%	20-Nov-15	19-Dec-15	100%																																
<b>Stage 2 - Completion of New Treatment Plant</b>																																						
Decommissioning and Demolition of existing treatment facilities	02-Nov-15	09-Jan-16	100%	02-Nov-15	09-Jan-16	100%																																
Construction of remaining treatment plant (FSGT Bldg)																																						
E&M Works incl. preliminary testing for remaining treatment plant (FSGT Bldg)																																						
Foundation works for new treatment plant, wet well area and effluent pumping station (incl. ELS & Excavation Works)	11-Jan-16	28-Nov-16	100%	11-Jan-16	28-Nov-16	100%																																
Structural Works for new treatment plant, wet well area and effluent pumping station (incl. Finishing)	29-Nov-16	16-Sep-17	100%	29-Nov-16	16-Sep-17	100%																																
Structural works up to +6.15mPD	29-Nov-16	24-Apr-17	100%	29-Nov-16	24-Apr-17	100%																																
Delivery and in-place of effluent pipe and accessories	25-Apr-17	10-May-17	100%	25-Apr-17	10-May-17	100%																																
Installation of temporary decking	11-May-17	31-May-17	100%	11-May-17	31-May-17	100%																																
Continuation of remaining structure (up to roof floor)	01-Jun-17	07-Sep-17	100%	01-Jun-17	07-Sep-17	100%																																
Remaining Finishing Works for new Treatment Plant (internal and external)	17-Sep-17	30-Jun-18	100%	17-Sep-17	31-Jul-18	85%																																
E&M Works for new treatment plant, wet well area and effluent pumping station incl. preliminary testing of pumping system	12-Oct-17	08-Jan-18	100%	12-Oct-17	08-Jan-18	100%																																
Foundation works for new switch room and HEC room (incl. Excavation Works)	18-Apr-16	18-Jul-16	100%	18-Apr-16	18-Jul-16	100%																																
Structural Works for new switch room and HEC room	19-Jul-16	13-Oct-16	100%	19-Jul-16	13-Oct-16	100%																																
Finishing and E&M Works for new switch room and HEC room	14-Oct-16	25-May-17	100%	14-Oct-16	25-May-17	100%																																
Workshop Building - Structural Works	18-Apr-16	25-Jun-16	100%	18-Apr-16	25-Jun-16	100%																																
Remaining Rising Main Installation (incl. Replacement of Temp. Portion)	14-Oct-17	31-Mar-18	100%	14-Oct-17	10-Mar-18	100%																																
Substantial Completion of Section 7 of the Works		08-Jan-18	100%		08-Jan-18	100%																																
<b>Outstanding Works - E&amp;M Works</b>																																						
FSGT Area GL 1-4 (cable tray, cable laying, permanent sensor, migration to permanent power supply, removal of temp. works and installation of remaining building services)	29-Jan-18	31-Mar-18	100%	29-Jan-18	21-Jul-18	75%																																
Effluent Pumping System - Dry Well (Pump 1 and 2 - 2nd train)	18-Dec-17	28-Feb-18	100%	18-Dec-17	21-Jul-18	95%																																
Effluent Pumping System - Dry Well (Pump 3 and 4 - migration to permanent power incl. local panels, junction boxes, cabling work, instrument & sensors, cable tray & laying, DN600 rising main return water pipe and building services)	01-Mar-18	06-Apr-18	100%	01-Mar-18	21-Jul-18	80%																																
Control Room (cable tray & cabling works, control desk & operator terminal set-up, programming and building services work)	18-Dec-17	14-Apr-18	100%	18-Dec-17	21-Jul-18	80%																																
DO Room - Wet Well Area (uPVC pipework, dosing pump, sensors, FRP platform, control panel, cable tray & cabling and building services works)	20-Dec-17	14-Apr-18	100%	20-Dec-17	15-Jul-18	85%																																
Commissioning of Effluent Pumps + FSGT equipment (30 Days)	16-Apr-18	15-May-18	100%	23-Jul-18	22-Aug-18	0%																																
DOU Seeding & system stabilization	16-Apr-18	28-Apr-18	100%	20-Jul-18	28-Jul-18	0%																																
Commissioning of DOU System (30 Days)	01-May-18	30-May-18	100%	30-Jul-18	29-Aug-18	0%																																
FSD Submission	03-Apr-18	16-Apr-18	100%	03-Aug-18	14-Sep-18	0%																																
FSD Inspection	16-Apr-18	28-Apr-18	100%	17-Sep-18	28-Sep-18	0%																																
Miscellaneous Works (H2S monitoring station, CCTV, Lamp pole w/ lighting and Weighing Bridge system - 1 set)	19-Mar-18	30-Apr-18	100%	03-Jul-18	30-Sep-18	20%																																
<b>Remaining Works (External)</b>																																						
External Staircase	01-Apr-18	30-Jun-18	100%	01-Apr-18	28-Apr-18	100%																																
Landscaping Works	01-Jul-18	30-Sep-18	100%	01-Jul-18	30-Sep-18	0%																																
Design and Built of Sea Wall (damaged by Typhoon) - Additional Works	01-Oct-17	18-Nov-18	100%	01-Oct-17	13-Jun-18	100%																																
Drainage and Road works & Reinstatement of Existing Fencing at Seawall Area	01-Oct-18	30-Dec-18	100%	25-Jun-18	23-Sep-18	20%																																
Weighing Bridge System - 1 Set (After Sea Wall and Reinstatement Works)																																						

LEGEND : Civil Works E&M Works