

## Water Quality Monitoring Data

| Project | Works      | Date (yyyy-mm-dd) | Tide    | Weather Condition | Station | Time     | Depth, m | Level   | Level_Code | Replicate | Temperature, °C | pH   | Salinity, ppt | DO, % | DO, mg/L | Turbidity, NTU | SS, mg/L |
|---------|------------|-------------------|---------|-------------------|---------|----------|----------|---------|------------|-----------|-----------------|------|---------------|-------|----------|----------------|----------|
| HKLR    | HY/2011/03 | 2015-12-02        | Mid-Ebb | Sunny             | IS5     | 16:49:47 | 1.0      | Surface | 1          | 1         | 23.79           | 8.04 | 27.4          | 87    | 6.28     | 10.2           | 8.8      |
| HKLR    | HY/2011/03 | 2015-12-02        | Mid-Ebb | Sunny             | IS5     | 16:49:23 | 1.0      | Surface | 1          | 2         | 23.77           | 8.04 | 27.27         | 87.4  | 6.32     | 10.2           | 8.1      |
| HKLR    | HY/2011/03 | 2015-12-02        | Mid-Ebb | Sunny             | IS5     | 16:49:17 | 4.2      | Middle  | 2          | 1         | 23.74           | 8.04 | 27.3          | 86.9  | 6.29     | 10.7           | 8        |
| HKLR    | HY/2011/03 | 2015-12-02        | Mid-Ebb | Sunny             | IS5     | 16:49:40 | 4.2      | Middle  | 2          | 2         | 23.73           | 8.04 | 27.45         | 86.3  | 6.24     | 10.4           | 8.2      |
| HKLR    | HY/2011/03 | 2015-12-02        | Mid-Ebb | Sunny             | IS5     | 16:49:31 | 7.3      | Bottom  | 3          | 1         | 23.76           | 8.04 | 27.41         | 87    | 6.29     | 10.6           | 9        |
| HKLR    | HY/2011/03 | 2015-12-02        | Mid-Ebb | Sunny             | IS5     | 16:49:11 | 7.3      | Bottom  | 3          | 2         | 23.78           | 8.04 | 27.24         | 87.3  | 6.31     | 10.4           | 8.3      |
| HKLR    | HY/2011/03 | 2015-12-02        | Mid-Ebb | Sunny             | IS(Mf)6 | 17:00:45 | 1.0      | Surface | 1          | 1         | 23.96           | 8.04 | 27.71         | 90.1  | 6.48     | 7.9            | 6.3      |
| HKLR    | HY/2011/03 | 2015-12-02        | Mid-Ebb | Sunny             | IS(Mf)6 | 17:00:32 | 1.0      | Surface | 1          | 2         | 23.96           | 8.05 | 27.71         | 93.4  | 6.72     | 7.7            | 6.6      |
| HKLR    | HY/2011/03 | 2015-12-02        | Mid-Ebb | Sunny             | IS(Mf)6 | 17:00:23 | 2.3      | Bottom  | 3          | 1         | 23.87           | 8.05 | 27.78         | 89.4  | 6.43     | 7.5            | 6.2      |
| HKLR    | HY/2011/03 | 2015-12-02        | Mid-Ebb | Sunny             | IS(Mf)6 | 17:00:36 | 2.3      | Bottom  | 3          | 2         | 23.87           | 8.04 | 27.8          | 91.6  | 6.59     | 7.9            | 6.2      |
| HKLR    | HY/2011/03 | 2015-12-02        | Mid-Ebb | Sunny             | IS7     | 17:07:50 | 1.0      | Surface | 1          | 1         | 23.93           | 8.04 | 27.69         | 88.2  | 6.34     | 8.3            | 5.5      |
| HKLR    | HY/2011/03 | 2015-12-02        | Mid-Ebb | Sunny             | IS7     | 17:07:37 | 1.0      | Surface | 1          | 2         | 23.88           | 8.04 | 27.77         | 88.5  | 6.37     | 8.5            | 5.4      |
| HKLR    | HY/2011/03 | 2015-12-02        | Mid-Ebb | Sunny             | IS7     | 17:07:28 | 2.2      | Bottom  | 3          | 1         | 23.92           | 8.04 | 27.75         | 88.7  | 6.38     | 8.6            | 5.7      |
| HKLR    | HY/2011/03 | 2015-12-02        | Mid-Ebb | Sunny             | IS7     | 17:07:42 | 2.2      | Bottom  | 3          | 2         | 23.84           | 8.04 | 27.81         | 88.2  | 6.35     | 8.4            | 5        |
| HKLR    | HY/2011/03 | 2015-12-02        | Mid-Ebb | Sunny             | IS8     | 17:28:58 | 1.0      | Surface | 1          | 1         | 23.84           | 8.06 | 27.45         | 88.2  | 6.37     | 11.4           | 8.1      |
| HKLR    | HY/2011/03 | 2015-12-02        | Mid-Ebb | Sunny             | IS8     | 17:29:10 | 1.0      | Surface | 1          | 2         | 23.83           | 8.06 | 27.49         | 88.1  | 6.36     | 11.2           | 7.2      |
| HKLR    | HY/2011/03 | 2015-12-02        | Mid-Ebb | Sunny             | IS8     | 17:28:52 | 2.9      | Bottom  | 3          | 1         | 23.84           | 8.06 | 27.51         | 88.1  | 6.36     | 11.1           | 10.3     |
| HKLR    | HY/2011/03 | 2015-12-02        | Mid-Ebb | Sunny             | IS8     | 17:29:04 | 2.9      | Bottom  | 3          | 2         | 23.84           | 8.06 | 27.52         | 88    | 6.35     | 11.2           | 9.6      |
| HKLR    | HY/2011/03 | 2015-12-02        | Mid-Ebb | Sunny             | IS(Mf)9 | 17:20:05 | 1.0      | Surface | 1          | 1         | 24.07           | 8.05 | 27.51         | 89.8  | 6.45     | 8.8            | 10.8     |
| HKLR    | HY/2011/03 | 2015-12-02        | Mid-Ebb | Sunny             | IS(Mf)9 | 17:19:51 | 1.0      | Surface | 1          | 2         | 24.09           | 8.05 | 27.49         | 89.8  | 6.45     | 8.9            | 9.1      |
| HKLR    | HY/2011/03 | 2015-12-02        | Mid-Ebb | Sunny             | IS(Mf)9 | 17:19:42 | 2.6      | Bottom  | 3          | 1         | 24.04           | 8.05 | 27.55         | 89.4  | 6.42     | 9.1            | 8        |
| HKLR    | HY/2011/03 | 2015-12-02        | Mid-Ebb | Sunny             | IS(Mf)9 | 17:19:57 | 2.6      | Bottom  | 3          | 2         | 24.04           | 8.05 | 27.56         | 89.7  | 6.44     | 9              | 9.9      |
| HKLR    | HY/2011/03 | 2015-12-02        | Mid-Ebb | Sunny             | IS10    | 17:21:55 | 1.0      | Surface | 1          | 1         | 20.35           | 8.14 | 23.32         | 93.2  | 7.41     | 4.2            | 4.2      |
| HKLR    | HY/2011/03 | 2015-12-02        | Mid-Ebb | Sunny             | IS10    | 17:22:25 | 1.0      | Surface | 1          | 2         | 20.36           | 8.14 | 23.17         | 92.5  | 7.31     | 4.2            | 3.1      |
| HKLR    | HY/2011/03 | 2015-12-02        | Mid-Ebb | Sunny             | IS10    | 17:21:45 | 5.3      | Middle  | 2          | 1         | 20.36           | 8.13 | 23.87         | 92.5  | 7.22     | 4.2            | 3.9      |
| HKLR    | HY/2011/03 | 2015-12-02        | Mid-Ebb | Sunny             | IS10    | 17:22:15 | 5.3      | Middle  | 2          | 2         | 20.35           | 8.13 | 24.18         | 92.5  | 7.28     | 4.3            | 3.2      |
| HKLR    | HY/2011/03 | 2015-12-02        | Mid-Ebb | Sunny             | IS10    | 17:21:36 | 9.6      | Bottom  | 3          | 1         | 20.38           | 8.11 | 26.65         | 92.3  | 7.21     | 4.4            | 3.8      |
| HKLR    | HY/2011/03 | 2015-12-02        | Mid-Ebb | Sunny             | IS10    | 17:22:07 | 9.6      | Bottom  | 3          | 2         | 20.36           | 8.13 | 24.71         | 92.3  | 7.24     | 4.5            | 4.3      |
| HKLR    | HY/2011/03 | 2015-12-02        | Mid-Ebb | Sunny             | SR3     | 16:41:57 | 0.6      | Middle  | 2          | 1         | 23.89           | 8.03 | 26.28         | 90.4  | 6.56     | 7.4            | 6.9      |
| HKLR    | HY/2011/03 | 2015-12-02        | Mid-Ebb | Sunny             | SR3     | 16:41:51 | 0.6      | Middle  | 2          | 2         | 23.9            | 8.03 | 26.19         | 90.2  | 6.55     | 7.3            | 7.5      |
| HKLR    | HY/2011/03 | 2015-12-02        | Mid-Ebb | Sunny             | SR4     | 17:25:49 | 1.0      | Surface | 1          | 1         | 23.86           | 8.06 | 27.32         | 89.8  | 6.48     | 6.9            | 7        |
| HKLR    | HY/2011/03 | 2015-12-02        | Mid-Ebb | Sunny             | SR4     | 17:26:03 | 1.0      | Surface | 1          | 2         | 23.86           | 8.06 | 27.35         | 89.4  | 6.45     | 7.4            | 6.8      |
| HKLR    | HY/2011/03 | 2015-12-02        | Mid-Ebb | Sunny             | SR4     | 17:25:38 | 2.7      | Bottom  | 3          | 1         | 23.86           | 8.06 | 27.34         | 90.2  | 6.51     | 7.2            | 8        |
| HKLR    | HY/2011/03 | 2015-12-02        | Mid-Ebb | Sunny             | SR4     | 17:25:56 | 2.7      | Bottom  | 3          | 2         | 23.86           | 8.06 | 27.38         | 89.7  | 6.47     | 7.4            | 6.5      |
| HKLR    | HY/2011/03 | 2015-12-02        | Mid-Ebb | Sunny             | SR5     | 17:12:12 | 1.0      | Surface | 1          | 1         | 20.41           | 8.15 | 23.17         | 95.2  | 7.42     | 4.3            | 4.1      |
| HKLR    | HY/2011/03 | 2015-12-02        | Mid-Ebb | Sunny             | SR5     | 17:12:34 | 1.0      | Surface | 1          | 2         | 20.42           | 8.15 | 22.65         | 95.5  | 7.41     | 4.2            | 4.4      |
| HKLR    | HY/2011/03 | 2015-12-02        | Mid-Ebb | Sunny             | SR5     | 17:11:54 | 3.9      | Bottom  | 3          | 1         | 20.36           | 8.13 | 25.87         | 93.3  | 7.37     | 4.3            | 3.9      |
| HKLR    | HY/2011/03 | 2015-12-02        | Mid-Ebb | Sunny             | SR5     | 17:12:22 | 3.9      | Bottom  | 3          | 2         | 20.38           | 8.13 | 25.77         | 93.8  | 7.38     | 4.4            | 4        |
| HKLR    | HY/2011/03 | 2015-12-02        | Mid-Ebb | Sunny             | SR10A   | 18:32:23 | 1.0      | Surface | 1          | 1         | 23.9            | 8.09 | 27.11         | 85.3  | 6.16     | 2.7            | 2.1      |
| HKLR    | HY/2011/03 | 2015-12-02        | Mid-Ebb | Sunny             | SR10A   | 18:32:49 | 1.0      | Surface | 1          | 2         | 23.92           | 8.09 | 27.23         | 86.2  | 6.22     | 2.6            | 2.1      |
| HKLR    | HY/2011/03 | 2015-12-02        | Mid-Ebb | Sunny             | SR10A   | 18:32:16 | 3.4      | Middle  | 2          | 1         | 23.87           | 8.07 | 28.22         | 84.1  | 6.04     | 2.8            | 3.2      |
| HKLR    | HY/2011/03 | 2015-12-02        | Mid-Ebb | Sunny             | SR10A   | 18:32:40 | 3.4      | Middle  | 2          | 2         | 23.87           | 8.07 | 28.7          | 84.9  | 6.08     | 2.8            | 2.2      |
| HKLR    | HY/2011/03 | 2015-12-02        | Mid-Ebb | Sunny             | SR10A   | 18:32:33 | 5.7      | Bottom  | 3          | 1         | 23.89           | 8.06 | 29.18         | 85.9  | 6.13     | 2.8            | 2.2      |
| HKLR    | HY/2011/03 | 2015-12-02        | Mid-Ebb | Sunny             | SR10A   | 18:32:09 | 5.7      | Bottom  | 3          | 2         | 23.85           | 8.06 | 29.2          | 84.3  | 6.02     | 2.8            | 2        |
| HKLR    | HY/2011/03 | 2015-12-02        | Mid-Ebb | Sunny             | SR10B   | 18:42:15 | 1.0      | Surface | 1          | 1         | 23.88           | 8.09 | 27            | 87.3  | 6.31     | 2.5            | 2.3      |
| HKLR    | HY/2011/03 | 2015-12-02        | Mid-Ebb | Sunny             | SR10B   | 18:41:58 | 1.0      | Surface | 1          | 2         | 23.89           | 8.08 | 27.11         | 86.8  | 6.27     | 2.6            | 2.3      |
| HKLR    | HY/2011/03 | 2015-12-02        | Mid-Ebb | Sunny             | SR10B   | 18:42:06 | 4.5      | Bottom  | 3          | 1         | 23.89           | 8.07 | 28.58         | 87    | 6.23     | 2.5            | 2.4      |
| HKLR    | HY/2011/03 | 2015-12-02        | Mid-Ebb | Sunny             | SR10B   | 18:41:52 | 4.5      | Bottom  | 3          | 2         | 23.89           | 8.07 | 28.58         | 87.4  | 6.26     | 2.6            | 2.5      |
| HKLR    | HY/2011/03 | 2015-12-02        | Mid-Ebb | Sunny             | CS2     | 16:12:28 | 1.0      | Surface | 1          | 1         | 20.35           | 8.27 | 26.88         | 92.3  | 7.11     | 4.3            | 4.1      |
| HKLR    | HY/2011/03 | 2015-12-02        | Mid-Ebb | Sunny             | CS2     | 16:11:46 | 1.0      | Surface | 1          | 2         | 20.33           | 8.32 | 28.06         | 92.8  | 7.11     | 4.3            | 4.2      |
| HKLR    | HY/2011/03 | 2015-12-02        | Mid-Ebb | Sunny             | CS2     | 16:12:18 | 4.1      | Middle  | 2          | 1         | 20.33           | 8.26 | 28.94         | 94.3  | 7.09     | 4.5            | 4.8      |
| HKLR    | HY/2011/03 | 2015-12-02        | Mid-Ebb | Sunny             | CS2     | 16:11:32 | 4.1      | Middle  | 2          | 2         | 20.34           | 8.35 | 29.75         | 92.4  | 6.99     | 4.5            | 3.8      |

## Water Quality Monitoring Data

| Project | Works      | Date (yyyy-mm-dd) | Tide      | Weather Condition | Station | Time     | Depth, m | Level   | Level_Code | Replicate | Temperature, °C | pH   | Salinity, ppt | DO, % | DO, mg/L | Turbidity, NTU | SS, mg/L |
|---------|------------|-------------------|-----------|-------------------|---------|----------|----------|---------|------------|-----------|-----------------|------|---------------|-------|----------|----------------|----------|
| HKLR    | HY/2011/03 | 2015-12-02        | Mid-Ebb   | Sunny             | CS2     | 16:11:18 | 7.1      | Bottom  | 3          | 1         | 20.41           | 8.39 | 30.92         | 91.4  | 6.97     | 4.5            | 3.5      |
| HKLR    | HY/2011/03 | 2015-12-02        | Mid-Ebb   | Sunny             | CS2     | 16:12:05 | 7.1      | Bottom  | 3          | 2         | 20.34           | 8.27 | 30.15         | 92.2  | 6.99     | 4.5            | 4.1      |
| HKLR    | HY/2011/03 | 2015-12-02        | Mid-Ebb   | Sunny             | CS(Mf)5 | 18:07:43 | 1.0      | Surface | 1          | 1         | 23.91           | 8.09 | 27.21         | 83.8  | 6.05     | 3.3            | 1.4      |
| HKLR    | HY/2011/03 | 2015-12-02        | Mid-Ebb   | Sunny             | CS(Mf)5 | 18:07:15 | 1.0      | Surface | 1          | 2         | 23.91           | 8.08 | 27.18         | 84.9  | 6.13     | 3.4            | 2.1      |
| HKLR    | HY/2011/03 | 2015-12-02        | Mid-Ebb   | Sunny             | CS(Mf)5 | 18:07:34 | 6.1      | Middle  | 2          | 1         | 23.9            | 8.06 | 29.47         | 83.5  | 5.95     | 3.4            | 2.3      |
| HKLR    | HY/2011/03 | 2015-12-02        | Mid-Ebb   | Sunny             | CS(Mf)5 | 18:07:06 | 6.1      | Middle  | 2          | 2         | 23.92           | 8.05 | 30.09         | 85.1  | 6.04     | 3.4            | 2        |
| HKLR    | HY/2011/03 | 2015-12-02        | Mid-Ebb   | Sunny             | CS(Mf)5 | 18:07:27 | 11.1     | Bottom  | 3          | 1         | 23.91           | 8.05 | 30.18         | 85    | 6.03     | 3.4            | 2.8      |
| HKLR    | HY/2011/03 | 2015-12-02        | Mid-Ebb   | Sunny             | CS(Mf)5 | 18:07:00 | 11.1     | Bottom  | 3          | 2         | 23.9            | 8.04 | 30.19         | 87.2  | 6.18     | 3.5            | 2.8      |
| HKLR    | HY/2011/03 | 2015-12-02        | Mid-Flood | Sunny             | IS5     | 13:10:08 | 1.0      | Surface | 1          | 1         | 23.79           | 8.07 | 25.63         | 88.1  | 6.43     | 10.2           | 10.5     |
| HKLR    | HY/2011/03 | 2015-12-02        | Mid-Flood | Sunny             | IS5     | 13:09:41 | 1.0      | Surface | 1          | 2         | 23.74           | 8.07 | 25.65         | 87.7  | 6.4      | 10.5           | 9.4      |
| HKLR    | HY/2011/03 | 2015-12-02        | Mid-Flood | Sunny             | IS5     | 13:09:35 | 4.4      | Middle  | 2          | 1         | 23.66           | 8.07 | 25.71         | 87    | 6.36     | 10.3           | 9.3      |
| HKLR    | HY/2011/03 | 2015-12-02        | Mid-Flood | Sunny             | IS5     | 13:10:00 | 4.4      | Middle  | 2          | 2         | 23.69           | 8.07 | 25.68         | 87.5  | 6.39     | 10.2           | 9.2      |
| HKLR    | HY/2011/03 | 2015-12-02        | Mid-Flood | Sunny             | IS5     | 13:09:25 | 7.7      | Bottom  | 3          | 1         | 23.58           | 8.07 | 25.9          | 87.3  | 6.38     | 10.6           | 9.8      |
| HKLR    | HY/2011/03 | 2015-12-02        | Mid-Flood | Sunny             | IS5     | 13:09:49 | 7.7      | Bottom  | 3          | 2         | 23.7            | 8.07 | 25.76         | 87.4  | 6.38     | 10.3           | 8.9      |
| HKLR    | HY/2011/03 | 2015-12-02        | Mid-Flood | Sunny             | IS(Mf)6 | 12:59:43 | 1.0      | Surface | 1          | 1         | 23.76           | 8.08 | 25.35         | 93.4  | 6.83     | 11             | 10.4     |
| HKLR    | HY/2011/03 | 2015-12-02        | Mid-Flood | Sunny             | IS(Mf)6 | 12:59:58 | 1.0      | Surface | 1          | 2         | 23.73           | 8.08 | 25.39         | 95.2  | 6.97     | 10.4           | 8.9      |
| HKLR    | HY/2011/03 | 2015-12-02        | Mid-Flood | Sunny             | IS(Mf)6 | 12:59:51 | 2.2      | Bottom  | 3          | 1         | 23.71           | 8.08 | 25.54         | 93.3  | 6.82     | 10.5           | 8.7      |
| HKLR    | HY/2011/03 | 2015-12-02        | Mid-Flood | Sunny             | IS(Mf)6 | 12:59:34 | 2.2      | Bottom  | 3          | 2         | 23.71           | 8.08 | 25.52         | 95    | 6.94     | 10.6           | 8.9      |
| HKLR    | HY/2011/03 | 2015-12-02        | Mid-Flood | Sunny             | IS7     | 12:52:38 | 1.0      | Surface | 1          | 1         | 23.77           | 8.08 | 25.73         | 90.3  | 6.59     | 9.7            | 9.8      |
| HKLR    | HY/2011/03 | 2015-12-02        | Mid-Flood | Sunny             | IS7     | 12:52:22 | 1.0      | Surface | 1          | 2         | 23.79           | 8.08 | 25.71         | 90.2  | 6.58     | 9.7            | 8.8      |
| HKLR    | HY/2011/03 | 2015-12-02        | Mid-Flood | Sunny             | IS7     | 12:52:13 | 2.2      | Bottom  | 3          | 1         | 23.77           | 8.08 | 25.72         | 90.1  | 6.58     | 9.7            | 11.8     |
| HKLR    | HY/2011/03 | 2015-12-02        | Mid-Flood | Sunny             | IS7     | 12:52:31 | 2.2      | Bottom  | 3          | 2         | 23.76           | 8.08 | 25.73         | 90    | 6.57     | 9.5            | 10.2     |
| HKLR    | HY/2011/03 | 2015-12-02        | Mid-Flood | Sunny             | IS8     | 12:30:04 | 1.0      | Surface | 1          | 1         | 23.63           | 8.07 | 25.52         | 91.6  | 6.71     | 8.3            | 5.5      |
| HKLR    | HY/2011/03 | 2015-12-02        | Mid-Flood | Sunny             | IS8     | 12:30:25 | 1.0      | Surface | 1          | 2         | 23.66           | 8.07 | 25.43         | 88.8  | 6.51     | 8.1            | 5.2      |
| HKLR    | HY/2011/03 | 2015-12-02        | Mid-Flood | Sunny             | IS8     | 12:30:11 | 3.0      | Bottom  | 3          | 1         | 23.63           | 8.06 | 25.74         | 89.3  | 6.53     | 8.2            | 3.9      |
| HKLR    | HY/2011/03 | 2015-12-02        | Mid-Flood | Sunny             | IS8     | 12:29:58 | 3.0      | Bottom  | 3          | 2         | 23.62           | 8.06 | 25.81         | 88.9  | 6.5      | 8.2            | 4.5      |
| HKLR    | HY/2011/03 | 2015-12-02        | Mid-Flood | Sunny             | IS(Mf)9 | 12:45:57 | 1.0      | Surface | 1          | 1         | 23.83           | 8.06 | 25.94         | 88    | 6.41     | 21.3           | 19.7     |
| HKLR    | HY/2011/03 | 2015-12-02        | Mid-Flood | Sunny             | IS(Mf)9 | 12:46:15 | 1.0      | Surface | 1          | 2         | 23.83           | 8.05 | 25.94         | 86.5  | 6.3      | 21.2           | 20       |
| HKLR    | HY/2011/03 | 2015-12-02        | Mid-Flood | Sunny             | IS(Mf)9 | 12:45:49 | 2.7      | Bottom  | 3          | 1         | 23.81           | 8.06 | 25.96         | 87    | 6.33     | 21.2           | 19.5     |
| HKLR    | HY/2011/03 | 2015-12-02        | Mid-Flood | Sunny             | IS(Mf)9 | 12:46:03 | 2.7      | Bottom  | 3          | 2         | 23.78           | 8.05 | 25.99         | 86.6  | 6.31     | 21.4           | 20.8     |
| HKLR    | HY/2011/03 | 2015-12-02        | Mid-Flood | Sunny             | IS10    | 12:45:44 | 1.0      | Surface | 1          | 1         | 20.3            | 8.05 | 28.9          | 92.4  | 7.03     | 7.4            | 5.4      |
| HKLR    | HY/2011/03 | 2015-12-02        | Mid-Flood | Sunny             | IS10    | 12:46:35 | 1.0      | Surface | 1          | 2         | 20.31           | 8.05 | 28.68         | 92.4  | 7.05     | 7.5            | 6.5      |
| HKLR    | HY/2011/03 | 2015-12-02        | Mid-Flood | Sunny             | IS10    | 12:46:24 | 5.3      | Middle  | 2          | 1         | 20.25           | 8.05 | 29.47         | 91.9  | 7.01     | 7.6            | 7.2      |
| HKLR    | HY/2011/03 | 2015-12-02        | Mid-Flood | Sunny             | IS10    | 12:45:30 | 5.3      | Middle  | 2          | 2         | 20.25           | 8.05 | 29.69         | 92.3  | 7.01     | 7.5            | 5.6      |
| HKLR    | HY/2011/03 | 2015-12-02        | Mid-Flood | Sunny             | IS10    | 12:46:08 | 9.6      | Bottom  | 3          | 1         | 20.25           | 8.04 | 29.69         | 91.8  | 6.97     | 7.9            | 6.7      |
| HKLR    | HY/2011/03 | 2015-12-02        | Mid-Flood | Sunny             | IS10    | 12:45:18 | 9.6      | Bottom  | 3          | 2         | 20.27           | 8.05 | 29.63         | 91.5  | 6.95     | 7.8            | 6.6      |
| HKLR    | HY/2011/03 | 2015-12-02        | Mid-Flood | Sunny             | SR3     | 13:18:43 | 0.7      | Middle  | 2          | 1         | 23.89           | 8.07 | 25.58         | 89.3  | 6.51     | 9.6            | 9.9      |
| HKLR    | HY/2011/03 | 2015-12-02        | Mid-Flood | Sunny             | SR3     | 13:18:49 | 0.7      | Middle  | 2          | 2         | 23.9            | 8.07 | 25.57         | 89.4  | 6.51     | 9.4            | 10.9     |
| HKLR    | HY/2011/03 | 2015-12-02        | Mid-Flood | Sunny             | SR4     | 12:37:23 | 1.0      | Surface | 1          | 1         | 23.63           | 8.07 | 25.57         | 89.7  | 6.56     | 8.5            | 4.4      |
| HKLR    | HY/2011/03 | 2015-12-02        | Mid-Flood | Sunny             | SR4     | 12:37:44 | 1.0      | Surface | 1          | 2         | 23.65           | 8.08 | 25.21         | 88.3  | 6.47     | 8.5            | 4.6      |
| HKLR    | HY/2011/03 | 2015-12-02        | Mid-Flood | Sunny             | SR4     | 12:37:17 | 2.7      | Bottom  | 3          | 1         | 23.64           | 8.07 | 25.71         | 87.6  | 6.41     | 8.6            | 5.5      |
| HKLR    | HY/2011/03 | 2015-12-02        | Mid-Flood | Sunny             | SR4     | 12:37:31 | 2.7      | Bottom  | 3          | 2         | 23.62           | 8.07 | 25.77         | 88.5  | 6.47     | 8.6            | 4.7      |
| HKLR    | HY/2011/03 | 2015-12-02        | Mid-Flood | Sunny             | SR5     | 12:56:11 | 1.0      | Surface | 1          | 1         | 20.25           | 8.05 | 28.59         | 92    | 7.05     | 7.7            | 8.8      |
| HKLR    | HY/2011/03 | 2015-12-02        | Mid-Flood | Sunny             | SR5     | 12:56:32 | 1.0      | Surface | 1          | 2         | 20.25           | 8.05 | 28.43         | 92    | 7        | 7.9            | 7.1      |
| HKLR    | HY/2011/03 | 2015-12-02        | Mid-Flood | Sunny             | SR5     | 12:56:24 | 4.0      | Bottom  | 3          | 1         | 20.25           | 8.05 | 28.5          | 91.3  | 6.97     | 8.1            | 6.5      |
| HKLR    | HY/2011/03 | 2015-12-02        | Mid-Flood | Sunny             | SR5     | 12:56:00 | 4.0      | Bottom  | 3          | 2         | 20.26           | 8.05 | 28.69         | 91    | 6.96     | 8.5            | 7.4      |
| HKLR    | HY/2011/03 | 2015-12-02        | Mid-Flood | Sunny             | SR10A   | 11:29:29 | 1.0      | Surface | 1          | 1         | 23.74           | 8.06 | 25.72         | 85.1  | 6.21     | 3.9            | 1.5      |
| HKLR    | HY/2011/03 | 2015-12-02        | Mid-Flood | Sunny             | SR10A   | 11:29:55 | 1.0      | Surface | 1          | 2         | 23.7            | 8.06 | 26.51         | 84.1  | 6.11     | 4              | 1.7      |
| HKLR    | HY/2011/03 | 2015-12-02        | Mid-Flood | Sunny             | SR10A   | 11:29:44 | 3.4      | Middle  | 2          | 1         | 23.79           | 8.05 | 26.9          | 84    | 6.08     | 3.9            | 1        |
| HKLR    | HY/2011/03 | 2015-12-02        | Mid-Flood | Sunny             | SR10A   | 11:29:23 | 3.4      | Middle  | 2          | 2         | 23.79           | 8.05 | 26.82         | 85.9  | 6.22     | 3.9            | 1.3      |
| HKLR    | HY/2011/03 | 2015-12-02        | Mid-Flood | Sunny             | SR10A   | 11:29:39 | 5.7      | Bottom  | 3          | 1         | 23.78           | 8.05 | 26.95         | 83.9  | 6.08     | 4.1            | 2.5      |
| HKLR    | HY/2011/03 | 2015-12-02        | Mid-Flood | Sunny             | SR10A   | 11:29:17 | 5.7      | Bottom  | 3          | 2         | 23.8            | 8.05 | 26.93         | 83.7  | 6.06     | 3.9            | 2.3      |

## Water Quality Monitoring Data

| Project | Works      | Date (yyyy-mm-dd) | Tide      | Weather Condition | Station | Time     | Depth, m | Level   | Level_Code | Replicate | Temperature, °C | pH   | Salinity, ppt | DO, % | DO, mg/L | Turbidity, NTU | SS, mg/L |
|---------|------------|-------------------|-----------|-------------------|---------|----------|----------|---------|------------|-----------|-----------------|------|---------------|-------|----------|----------------|----------|
| HKLR    | HY/2011/03 | 2015-12-02        | Mid-Flood | Sunny             | SR10B   | 11:21:03 | 1.0      | Surface | 1          | 1         | 23.69           | 8.03 | 25.53         | 84.4  | 6.18     | 3.7            | 1        |
| HKLR    | HY/2011/03 | 2015-12-02        | Mid-Flood | Sunny             | SR10B   | 11:20:43 | 1.0      | Surface | 1          | 2         | 23.67           | 8.01 | 26.23         | 84.5  | 6.16     | 3.7            | 2.2      |
| HKLR    | HY/2011/03 | 2015-12-02        | Mid-Flood | Sunny             | SR10B   | 11:20:32 | 4.2      | Bottom  | 3          | 1         | 23.73           | 7.98 | 26.82         | 84.3  | 6.12     | 3.8            | 2.2      |
| HKLR    | HY/2011/03 | 2015-12-02        | Mid-Flood | Sunny             | SR10B   | 11:20:53 | 4.2      | Bottom  | 3          | 2         | 23.77           | 8.01 | 26.74         | 84.5  | 6.13     | 3.8            | 3.4      |
| HKLR    | HY/2011/03 | 2015-12-02        | Mid-Flood | Sunny             | CS2     | 14:09:11 | 1.0      | Surface | 1          | 1         | 20.53           | 8.07 | 24.52         | 94.4  | 7.35     | 4.1            | 2.9      |
| HKLR    | HY/2011/03 | 2015-12-02        | Mid-Flood | Sunny             | CS2     | 14:08:45 | 1.0      | Surface | 1          | 2         | 20.53           | 8.07 | 24.9          | 93.7  | 7.31     | 4.2            | 2.6      |
| HKLR    | HY/2011/03 | 2015-12-02        | Mid-Flood | Sunny             | CS2     | 14:09:04 | 4.1      | Middle  | 2          | 1         | 20.41           | 8.07 | 24.76         | 94.4  | 7.31     | 4.5            | 3.1      |
| HKLR    | HY/2011/03 | 2015-12-02        | Mid-Flood | Sunny             | CS2     | 14:08:37 | 4.1      | Middle  | 2          | 2         | 20.4            | 8.07 | 24.91         | 93.9  | 7.27     | 4.5            | 3.2      |
| HKLR    | HY/2011/03 | 2015-12-02        | Mid-Flood | Sunny             | CS2     | 14:08:55 | 7.1      | Bottom  | 3          | 1         | 20.47           | 8.06 | 25.88         | 93.7  | 7.29     | 4.7            | 4.5      |
| HKLR    | HY/2011/03 | 2015-12-02        | Mid-Flood | Sunny             | CS2     | 14:08:22 | 7.1      | Bottom  | 3          | 2         | 20.38           | 8.06 | 26.03         | 93    | 7.24     | 4.6            | 4.2      |
| HKLR    | HY/2011/03 | 2015-12-02        | Mid-Flood | Sunny             | CS(Mf)5 | 12:00:01 | 1.0      | Surface | 1          | 1         | 23.74           | 8.08 | 25.78         | 87.9  | 6.41     | 5.2            | 2.9      |
| HKLR    | HY/2011/03 | 2015-12-02        | Mid-Flood | Sunny             | CS(Mf)5 | 11:59:35 | 1.0      | Surface | 1          | 2         | 23.75           | 8.08 | 25.76         | 86.2  | 6.29     | 5.4            | 3.3      |
| HKLR    | HY/2011/03 | 2015-12-02        | Mid-Flood | Sunny             | CS(Mf)5 | 11:59:25 | 6.2      | Middle  | 2          | 1         | 23.77           | 8.06 | 27.35         | 85.1  | 6.15     | 5.5            | 4        |
| HKLR    | HY/2011/03 | 2015-12-02        | Mid-Flood | Sunny             | CS(Mf)5 | 11:59:53 | 6.2      | Middle  | 2          | 2         | 23.79           | 8.06 | 27.26         | 87.5  | 6.32     | 5.5            | 3.2      |
| HKLR    | HY/2011/03 | 2015-12-02        | Mid-Flood | Sunny             | CS(Mf)5 | 11:59:46 | 11.4     | Bottom  | 3          | 1         | 23.8            | 8.05 | 28.04         | 84.9  | 6.11     | 5.5            | 3.9      |
| HKLR    | HY/2011/03 | 2015-12-02        | Mid-Flood | Sunny             | CS(Mf)5 | 11:59:17 | 11.4     | Bottom  | 3          | 2         | 23.77           | 8.05 | 27.65         | 84.6  | 6.1      | 5.4            | 3.3      |
| HKLR    | HY/2011/03 | 2015-12-04        | Mid-Ebb   | Cloudy            | IS5     | 07:28:17 | 1.0      | Surface | 1          | 1         | 22.97           | 8.14 | 26.03         | 86.7  | 6.4      | 7.3            | 5.6      |
| HKLR    | HY/2011/03 | 2015-12-04        | Mid-Ebb   | Cloudy            | IS5     | 07:27:51 | 1.0      | Surface | 1          | 2         | 22.92           | 8.14 | 25.94         | 85.9  | 6.35     | 7.6            | 5.4      |
| HKLR    | HY/2011/03 | 2015-12-04        | Mid-Ebb   | Cloudy            | IS5     | 07:27:36 | 4.0      | Middle  | 2          | 1         | 23.6            | 8.12 | 27.77         | 83.9  | 6.06     | 9.7            | 6.9      |
| HKLR    | HY/2011/03 | 2015-12-04        | Mid-Ebb   | Cloudy            | IS5     | 07:28:04 | 4.0      | Middle  | 2          | 2         | 23.52           | 8.11 | 28.44         | 86.5  | 6.24     | 9.4            | 6.8      |
| HKLR    | HY/2011/03 | 2015-12-04        | Mid-Ebb   | Cloudy            | IS5     | 07:27:58 | 6.9      | Bottom  | 3          | 1         | 23.15           | 8.09 | 30.42         | 85.1  | 6.11     | 9.6            | 6.5      |
| HKLR    | HY/2011/03 | 2015-12-04        | Mid-Ebb   | Cloudy            | IS5     | 07:27:30 | 6.9      | Bottom  | 3          | 2         | 23.6            | 8.09 | 30.03         | 83.6  | 5.97     | 9.6            | 6.5      |
| HKLR    | HY/2011/03 | 2015-12-04        | Mid-Ebb   | Cloudy            | IS(Mf)6 | 07:14:44 | 1.0      | Surface | 1          | 1         | 22.53           | 8.09 | 24.98         | 90.2  | 6.76     | 5.2            | 6.1      |
| HKLR    | HY/2011/03 | 2015-12-04        | Mid-Ebb   | Cloudy            | IS(Mf)6 | 07:14:30 | 1.0      | Surface | 1          | 2         | 22.52           | 8.09 | 24.99         | 89.8  | 6.73     | 5.4            | 5.8      |
| HKLR    | HY/2011/03 | 2015-12-04        | Mid-Ebb   | Cloudy            | IS(Mf)6 | 07:14:37 | 2.0      | Bottom  | 3          | 1         | 22.57           | 8.08 | 25.25         | 89.2  | 6.67     | 5.3            | 6        |
| HKLR    | HY/2011/03 | 2015-12-04        | Mid-Ebb   | Cloudy            | IS(Mf)6 | 07:14:25 | 2.0      | Bottom  | 3          | 2         | 22.54           | 8.08 | 25.18         | 91.6  | 6.85     | 5.4            | 6.8      |
| HKLR    | HY/2011/03 | 2015-12-04        | Mid-Ebb   | Cloudy            | IS7     | 07:07:21 | 1.0      | Surface | 1          | 1         | 22.59           | 8.07 | 24.59         | 87.8  | 6.59     | 10.6           | 6        |
| HKLR    | HY/2011/03 | 2015-12-04        | Mid-Ebb   | Cloudy            | IS7     | 07:07:38 | 1.0      | Surface | 1          | 2         | 22.55           | 8.07 | 24.65         | 88    | 6.6      | 10.4           | 6.6      |
| HKLR    | HY/2011/03 | 2015-12-04        | Mid-Ebb   | Cloudy            | IS7     | 07:07:14 | 2.2      | Bottom  | 3          | 1         | 22.72           | 8.06 | 25.3          | 89.1  | 6.64     | 10.8           | 7.1      |
| HKLR    | HY/2011/03 | 2015-12-04        | Mid-Ebb   | Cloudy            | IS7     | 07:07:29 | 2.2      | Bottom  | 3          | 2         | 22.87           | 8.06 | 25.53         | 89    | 6.6      | 10.7           | 5.9      |
| HKLR    | HY/2011/03 | 2015-12-04        | Mid-Ebb   | Cloudy            | IS8     | 06:45:20 | 1.0      | Surface | 1          | 1         | 22.89           | 8.1  | 24.73         | 87.4  | 6.51     | 8.8            | 6.4      |
| HKLR    | HY/2011/03 | 2015-12-04        | Mid-Ebb   | Cloudy            | IS8     | 06:45:32 | 1.0      | Surface | 1          | 2         | 22.97           | 8.1  | 24.7          | 87.4  | 6.5      | 8.7            | 5.3      |
| HKLR    | HY/2011/03 | 2015-12-04        | Mid-Ebb   | Cloudy            | IS8     | 06:45:13 | 2.7      | Bottom  | 3          | 1         | 22.84           | 8.09 | 27.18         | 89.1  | 6.55     | 8.8            | 6.1      |
| HKLR    | HY/2011/03 | 2015-12-04        | Mid-Ebb   | Cloudy            | IS8     | 06:45:27 | 2.7      | Bottom  | 3          | 2         | 22.95           | 8.08 | 27.54         | 88.5  | 6.48     | 8.7            | 5.1      |
| HKLR    | HY/2011/03 | 2015-12-04        | Mid-Ebb   | Cloudy            | IS(Mf)9 | 07:02:40 | 1.0      | Surface | 1          | 1         | 22.64           | 8.11 | 24.78         | 83    | 6.21     | 5.7            | 4.7      |
| HKLR    | HY/2011/03 | 2015-12-04        | Mid-Ebb   | Cloudy            | IS(Mf)9 | 07:02:09 | 1.0      | Surface | 1          | 2         | 22.79           | 8.1  | 24.69         | 88.5  | 6.61     | 5.8            | 4.9      |
| HKLR    | HY/2011/03 | 2015-12-04        | Mid-Ebb   | Cloudy            | IS(Mf)9 | 07:02:02 | 2.7      | Bottom  | 3          | 1         | 22.76           | 8.07 | 28.5          | 88.9  | 6.5      | 5.9            | 4.6      |
| HKLR    | HY/2011/03 | 2015-12-04        | Mid-Ebb   | Cloudy            | IS(Mf)9 | 07:02:28 | 2.7      | Bottom  | 3          | 2         | 23.55           | 8.06 | 26.71         | 84.1  | 6.13     | 5.8            | 4.5      |
| HKLR    | HY/2011/03 | 2015-12-04        | Mid-Ebb   | Cloudy            | IS10    | 06:05:05 | 1.0      | Surface | 1          | 1         | 19.25           | 8.09 | 28.41         | 95.8  | 7.36     | 3.3            | 4        |
| HKLR    | HY/2011/03 | 2015-12-04        | Mid-Ebb   | Cloudy            | IS10    | 06:04:40 | 1.0      | Surface | 1          | 2         | 19.37           | 8.09 | 28.75         | 96.1  | 7.34     | 3.2            | 4.5      |
| HKLR    | HY/2011/03 | 2015-12-04        | Mid-Ebb   | Cloudy            | IS10    | 06:04:34 | 5.2      | Middle  | 2          | 1         | 19.61           | 8.09 | 29.97         | 93.6  | 7.3      | 3.4            | 4.9      |
| HKLR    | HY/2011/03 | 2015-12-04        | Mid-Ebb   | Cloudy            | IS10    | 06:04:55 | 5.2      | Middle  | 2          | 2         | 19.47           | 8.09 | 28.43         | 94.1  | 7.3      | 3.5            | 4        |
| HKLR    | HY/2011/03 | 2015-12-04        | Mid-Ebb   | Cloudy            | IS10    | 06:04:25 | 9.3      | Bottom  | 3          | 1         | 19.37           | 8.09 | 30.65         | 93    | 7.22     | 3.8            | 4.7      |
| HKLR    | HY/2011/03 | 2015-12-04        | Mid-Ebb   | Cloudy            | IS10    | 06:04:48 | 9.3      | Bottom  | 3          | 2         | 19.32           | 8.09 | 29.84         | 93.8  | 7.25     | 3.7            | 4.1      |
| HKLR    | HY/2011/03 | 2015-12-04        | Mid-Ebb   | Cloudy            | SR3     | 07:35:59 | 0.6      | Middle  | 2          | 1         | 22.96           | 8.11 | 26.2          | 85.2  | 6.29     | 5.9            | 5.7      |
| HKLR    | HY/2011/03 | 2015-12-04        | Mid-Ebb   | Cloudy            | SR3     | 07:35:54 | 0.6      | Middle  | 2          | 2         | 22.96           | 8.1  | 26.22         | 85.2  | 6.29     | 6              | 7.1      |
| HKLR    | HY/2011/03 | 2015-12-04        | Mid-Ebb   | Cloudy            | SR4     | 06:51:30 | 1.0      | Surface | 1          | 1         | 23.02           | 8.1  | 24.7          | 83    | 6.17     | 6.6            | 6        |
| HKLR    | HY/2011/03 | 2015-12-04        | Mid-Ebb   | Cloudy            | SR4     | 06:51:54 | 1.0      | Surface | 1          | 2         | 22.62           | 8.11 | 24.91         | 84.6  | 6.33     | 6.6            | 6.4      |
| HKLR    | HY/2011/03 | 2015-12-04        | Mid-Ebb   | Cloudy            | SR4     | 06:51:25 | 2.7      | Bottom  | 3          | 1         | 22.85           | 8.08 | 27.8          | 84    | 6.15     | 6.6            | 4.5      |
| HKLR    | HY/2011/03 | 2015-12-04        | Mid-Ebb   | Cloudy            | SR4     | 06:51:42 | 2.7      | Bottom  | 3          | 2         | 23.26           | 8.07 | 26.87         | 84.6  | 6.19     | 6.5            | 4.6      |
| HKLR    | HY/2011/03 | 2015-12-04        | Mid-Ebb   | Cloudy            | SR5     | 06:15:32 | 1.0      | Surface | 1          | 1         | 19.23           | 8.09 | 29.29         | 93.9  | 7.33     | 2.7            | 4.1      |
| HKLR    | HY/2011/03 | 2015-12-04        | Mid-Ebb   | Cloudy            | SR5     | 06:16:26 | 1.0      | Surface | 1          | 2         | 19.31           | 8.1  | 27.13         | 93.6  | 7.28     | 2.6            | 5.2      |

## Water Quality Monitoring Data

| Project | Works      | Date (yyyy-mm-dd) | Tide      | Weather Condition | Station | Time     | Depth, m | Level   | Level_Code | Replicate | Temperature, °C | pH   | Salinity, ppt | DO, % | DO, mg/L | Turbidity, NTU | SS, mg/L |
|---------|------------|-------------------|-----------|-------------------|---------|----------|----------|---------|------------|-----------|-----------------|------|---------------|-------|----------|----------------|----------|
| HKLR    | HY/2011/03 | 2015-12-04        | Mid-Ebb   | Cloudy            | SR5     | 06:16:12 | 3.9      | Bottom  | 3          | 1         | 19.61           | 8.07 | 29.07         | 93.1  | 7.27     | 2.8            | 4.3      |
| HKLR    | HY/2011/03 | 2015-12-04        | Mid-Ebb   | Cloudy            | SR5     | 06:15:18 | 3.9      | Bottom  | 3          | 2         | 19.42           | 8.08 | 28.58         | 93.3  | 7.24     | 2.7            | 3.5      |
| HKLR    | HY/2011/03 | 2015-12-04        | Mid-Ebb   | Cloudy            | SR10A   | 05:33:05 | 1.0      | Surface | 1          | 1         | 23.3            | 8.1  | 27.21         | 85.7  | 6.19     | 2.1            | 5.4      |
| HKLR    | HY/2011/03 | 2015-12-04        | Mid-Ebb   | Cloudy            | SR10A   | 05:32:47 | 1.0      | Surface | 1          | 2         | 23.31           | 8.09 | 28.67         | 86.1  | 6.19     | 2              | 5.1      |
| HKLR    | HY/2011/03 | 2015-12-04        | Mid-Ebb   | Cloudy            | SR10A   | 05:32:58 | 3.4      | Middle  | 2          | 1         | 23.56           | 8.08 | 28.97         | 85.4  | 6.17     | 2.2            | 5.8      |
| HKLR    | HY/2011/03 | 2015-12-04        | Mid-Ebb   | Cloudy            | SR10A   | 05:32:38 | 3.4      | Middle  | 2          | 2         | 23.63           | 8.08 | 28.93         | 85.8  | 6.19     | 2.2            | 6.1      |
| HKLR    | HY/2011/03 | 2015-12-04        | Mid-Ebb   | Cloudy            | SR10A   | 05:32:30 | 5.8      | Bottom  | 3          | 1         | 23.42           | 8.07 | 29.35         | 85.6  | 6.16     | 2.1            | 5.7      |
| HKLR    | HY/2011/03 | 2015-12-04        | Mid-Ebb   | Cloudy            | SR10A   | 05:32:53 | 5.8      | Bottom  | 3          | 2         | 23.37           | 8.09 | 29.22         | 84.9  | 6.14     | 2              | 5        |
| HKLR    | HY/2011/03 | 2015-12-04        | Mid-Ebb   | Cloudy            | SR10B   | 05:21:20 | 1.0      | Surface | 1          | 1         | 23.57           | 8.05 | 27.82         | 84.6  | 6.12     | 2.1            | 3.9      |
| HKLR    | HY/2011/03 | 2015-12-04        | Mid-Ebb   | Cloudy            | SR10B   | 05:21:04 | 1.0      | Surface | 1          | 2         | 23.55           | 8.03 | 28.23         | 85.4  | 6.17     | 2.1            | 3        |
| HKLR    | HY/2011/03 | 2015-12-04        | Mid-Ebb   | Cloudy            | SR10B   | 05:20:57 | 4.1      | Bottom  | 3          | 1         | 23.51           | 8.02 | 28.67         | 85.3  | 6.15     | 2.1            | 2.8      |
| HKLR    | HY/2011/03 | 2015-12-04        | Mid-Ebb   | Cloudy            | SR10B   | 05:21:12 | 4.1      | Bottom  | 3          | 2         | 23.64           | 8.03 | 29.46         | 85.6  | 6.13     | 2.1            | 2.6      |
| HKLR    | HY/2011/03 | 2015-12-04        | Mid-Ebb   | Cloudy            | CS2     | 07:27:22 | 1.0      | Surface | 1          | 1         | 20.06           | 8.13 | 26.07         | 90.4  | 6.89     | 3.6            | 4.3      |
| HKLR    | HY/2011/03 | 2015-12-04        | Mid-Ebb   | Cloudy            | CS2     | 07:26:45 | 1.0      | Surface | 1          | 2         | 19.98           | 8.11 | 26.35         | 90    | 6.86     | 3.3            | 3.4      |
| HKLR    | HY/2011/03 | 2015-12-04        | Mid-Ebb   | Cloudy            | CS2     | 07:26:28 | 3.9      | Middle  | 2          | 1         | 20.4            | 8.1  | 27.79         | 89.4  | 6.96     | 3.7            | 4.8      |
| HKLR    | HY/2011/03 | 2015-12-04        | Mid-Ebb   | Cloudy            | CS2     | 07:27:12 | 3.9      | Middle  | 2          | 2         | 20.43           | 8.11 | 27.1          | 88.7  | 6.82     | 3.9            | 5        |
| HKLR    | HY/2011/03 | 2015-12-04        | Mid-Ebb   | Cloudy            | CS2     | 07:26:21 | 6.8      | Bottom  | 3          | 1         | 20.48           | 8.08 | 28.47         | 88.5  | 6.78     | 4.1            | 4.1      |
| HKLR    | HY/2011/03 | 2015-12-04        | Mid-Ebb   | Cloudy            | CS2     | 07:27:05 | 6.8      | Bottom  | 3          | 2         | 20.42           | 8.11 | 28.48         | 88.3  | 6.88     | 4.1            | 5.6      |
| HKLR    | HY/2011/03 | 2015-12-04        | Mid-Ebb   | Cloudy            | CS(Mf)5 | 06:09:55 | 1.0      | Surface | 1          | 1         | 22.73           | 8.16 | 25.65         | 84.1  | 6.19     | 2.8            | 4.9      |
| HKLR    | HY/2011/03 | 2015-12-04        | Mid-Ebb   | Cloudy            | CS(Mf)5 | 06:09:21 | 1.0      | Surface | 1          | 2         | 22.73           | 8.16 | 25.64         | 85.4  | 6.35     | 2.9            | 4.9      |
| HKLR    | HY/2011/03 | 2015-12-04        | Mid-Ebb   | Cloudy            | CS(Mf)5 | 06:09:43 | 6.3      | Middle  | 2          | 1         | 23.94           | 8.11 | 29.99         | 83.3  | 5.97     | 3              | 4.9      |
| HKLR    | HY/2011/03 | 2015-12-04        | Mid-Ebb   | Cloudy            | CS(Mf)5 | 06:09:09 | 6.3      | Middle  | 2          | 2         | 23.95           | 8.11 | 30.05         | 85.1  | 6.05     | 2.8            | 4.3      |
| HKLR    | HY/2011/03 | 2015-12-04        | Mid-Ebb   | Cloudy            | CS(Mf)5 | 06:09:34 | 11.5     | Bottom  | 3          | 1         | 23.79           | 8.09 | 30.46         | 82.6  | 5.87     | 3.1            | 4.7      |
| HKLR    | HY/2011/03 | 2015-12-04        | Mid-Ebb   | Cloudy            | CS(Mf)5 | 06:08:56 | 11.5     | Bottom  | 3          | 2         | 23.7            | 8.09 | 30.41         | 82.9  | 5.88     | 3.1            | 5.1      |
| HKLR    | HY/2011/03 | 2015-12-04        | Mid-Flood | Cloudy            | IS5     | 13:12:23 | 1.0      | Surface | 1          | 1         | 22.7            | 8.19 | 26.56         | 87.4  | 6.47     | 9.6            | 4.9      |
| HKLR    | HY/2011/03 | 2015-12-04        | Mid-Flood | Cloudy            | IS5     | 13:11:51 | 1.0      | Surface | 1          | 2         | 22.7            | 8.2  | 26.59         | 87.3  | 6.46     | 9.6            | 4.6      |
| HKLR    | HY/2011/03 | 2015-12-04        | Mid-Flood | Cloudy            | IS5     | 13:12:13 | 4.3      | Middle  | 2          | 1         | 23.12           | 8.17 | 29.5          | 87.3  | 6.31     | 9.5            | 5.1      |
| HKLR    | HY/2011/03 | 2015-12-04        | Mid-Flood | Cloudy            | IS5     | 13:11:40 | 4.3      | Middle  | 2          | 2         | 23.43           | 8.16 | 29.56         | 87    | 6.24     | 9.5            | 5.5      |
| HKLR    | HY/2011/03 | 2015-12-04        | Mid-Flood | Cloudy            | IS5     | 13:11:59 | 7.5      | Bottom  | 3          | 1         | 22.94           | 8.14 | 32.5          | 86.6  | 6.17     | 9.2            | 5.5      |
| HKLR    | HY/2011/03 | 2015-12-04        | Mid-Flood | Cloudy            | IS5     | 13:11:34 | 7.5      | Bottom  | 3          | 2         | 22.99           | 8.15 | 32.61         | 85.6  | 6.09     | 9.4            | 5.8      |
| HKLR    | HY/2011/03 | 2015-12-04        | Mid-Flood | Cloudy            | IS(Mf)6 | 13:19:29 | 1.0      | Surface | 1          | 1         | 22.54           | 8.12 | 26.28         | 92.1  | 6.85     | 4.3            | 3.7      |
| HKLR    | HY/2011/03 | 2015-12-04        | Mid-Flood | Cloudy            | IS(Mf)6 | 13:19:47 | 1.0      | Surface | 1          | 2         | 22.54           | 8.12 | 26.29         | 93.3  | 6.94     | 4.3            | 4.6      |
| HKLR    | HY/2011/03 | 2015-12-04        | Mid-Flood | Cloudy            | IS(Mf)6 | 13:19:40 | 2.1      | Bottom  | 3          | 1         | 22.55           | 8.12 | 26.38         | 93.9  | 6.97     | 4.3            | 4.9      |
| HKLR    | HY/2011/03 | 2015-12-04        | Mid-Flood | Cloudy            | IS(Mf)6 | 13:19:20 | 2.1      | Bottom  | 3          | 2         | 22.54           | 8.12 | 26.35         | 93.4  | 6.94     | 4.3            | 5.1      |
| HKLR    | HY/2011/03 | 2015-12-04        | Mid-Flood | Cloudy            | IS7     | 13:26:57 | 1.0      | Surface | 1          | 1         | 22.55           | 8.12 | 26.27         | 89.5  | 6.66     | 4.3            | 5.5      |
| HKLR    | HY/2011/03 | 2015-12-04        | Mid-Flood | Cloudy            | IS7     | 13:26:44 | 1.0      | Surface | 1          | 2         | 22.55           | 8.12 | 26.27         | 89.6  | 6.66     | 4.3            | 4.1      |
| HKLR    | HY/2011/03 | 2015-12-04        | Mid-Flood | Cloudy            | IS7     | 13:26:50 | 2.2      | Bottom  | 3          | 1         | 22.55           | 8.12 | 26.41         | 89.2  | 6.62     | 4.3            | 5.2      |
| HKLR    | HY/2011/03 | 2015-12-04        | Mid-Flood | Cloudy            | IS7     | 13:26:37 | 2.2      | Bottom  | 3          | 2         | 22.54           | 8.12 | 26.34         | 89.7  | 6.67     | 4.3            | 5.2      |
| HKLR    | HY/2011/03 | 2015-12-04        | Mid-Flood | Cloudy            | IS8     | 13:48:52 | 1.0      | Surface | 1          | 1         | 23.03           | 8.1  | 26.7          | 84.8  | 6.23     | 11             | 10.6     |
| HKLR    | HY/2011/03 | 2015-12-04        | Mid-Flood | Cloudy            | IS8     | 13:48:42 | 1.0      | Surface | 1          | 2         | 22.97           | 8.1  | 26.83         | 84.9  | 6.25     | 10.5           | 10.7     |
| HKLR    | HY/2011/03 | 2015-12-04        | Mid-Flood | Cloudy            | IS8     | 13:48:35 | 2.9      | Bottom  | 3          | 1         | 22.96           | 8.1  | 27            | 85.1  | 6.25     | 11.1           | 11.1     |
| HKLR    | HY/2011/03 | 2015-12-04        | Mid-Flood | Cloudy            | IS8     | 13:48:46 | 2.9      | Bottom  | 3          | 2         | 22.94           | 8.1  | 27.71         | 85.9  | 6.28     | 10.6           | 12.7     |
| HKLR    | HY/2011/03 | 2015-12-04        | Mid-Flood | Cloudy            | IS(Mf)9 | 13:33:58 | 1.0      | Surface | 1          | 1         | 22.92           | 8.09 | 26.79         | 87.2  | 6.42     | 8.6            | 7.6      |
| HKLR    | HY/2011/03 | 2015-12-04        | Mid-Flood | Cloudy            | IS(Mf)9 | 13:33:48 | 1.0      | Surface | 1          | 2         | 22.92           | 8.09 | 26.79         | 87.2  | 6.42     | 8.7            | 7.7      |
| HKLR    | HY/2011/03 | 2015-12-04        | Mid-Flood | Cloudy            | IS(Mf)9 | 13:33:41 | 2.6      | Bottom  | 3          | 1         | 22.92           | 8.09 | 26.84         | 87.6  | 6.45     | 8.9            | 8.8      |
| HKLR    | HY/2011/03 | 2015-12-04        | Mid-Flood | Cloudy            | IS(Mf)9 | 13:33:53 | 2.6      | Bottom  | 3          | 2         | 22.92           | 8.09 | 26.83         | 87.1  | 6.41     | 8.8            | 9.3      |
| HKLR    | HY/2011/03 | 2015-12-04        | Mid-Flood | Cloudy            | IS10    | 15:00:00 | 1.0      | Surface | 1          | 1         | 19.64           | 8.17 | 23.73         | 91.3  | 7.28     | 4.1            | 6.4      |
| HKLR    | HY/2011/03 | 2015-12-04        | Mid-Flood | Cloudy            | IS10    | 14:59:29 | 1.0      | Surface | 1          | 2         | 19.79           | 8.17 | 23.96         | 91.9  | 7.11     | 4.2            | 5.7      |
| HKLR    | HY/2011/03 | 2015-12-04        | Mid-Flood | Cloudy            | IS10    | 14:59:50 | 5.3      | Middle  | 2          | 1         | 19.79           | 8.16 | 24.86         | 88.5  | 7.01     | 4.5            | 5.8      |
| HKLR    | HY/2011/03 | 2015-12-04        | Mid-Flood | Cloudy            | IS10    | 14:59:18 | 5.3      | Middle  | 2          | 2         | 20.34           | 8.16 | 25.51         | 91.9  | 7.05     | 4.4            | 6        |
| HKLR    | HY/2011/03 | 2015-12-04        | Mid-Flood | Cloudy            | IS10    | 14:59:10 | 9.5      | Bottom  | 3          | 1         | 20.27           | 8.14 | 27.86         | 90.8  | 6.97     | 4.7            | 7.2      |
| HKLR    | HY/2011/03 | 2015-12-04        | Mid-Flood | Cloudy            | IS10    | 14:59:38 | 9.5      | Bottom  | 3          | 2         | 19.89           | 8.15 | 26.69         | 88.2  | 6.85     | 4.8            | 6.6      |

## Water Quality Monitoring Data

| Project | Works      | Date (yyyy-mm-dd) | Tide      | Weather Condition | Station | Time     | Depth, m | Level   | Level_Code | Replicate | Temperature, °C | pH   | Salinity, ppt | DO, % | DO, mg/L | Turbidity, NTU | SS, mg/L |
|---------|------------|-------------------|-----------|-------------------|---------|----------|----------|---------|------------|-----------|-----------------|------|---------------|-------|----------|----------------|----------|
| HKLR    | HY/2011/03 | 2015-12-04        | Mid-Flood | Cloudy            | SR3     | 13:02:03 | 0.7      | Middle  | 2          | 1         | 22.56           | 8.22 | 26.76         | 90.4  | 6.7      | 4.9            | 8.6      |
| HKLR    | HY/2011/03 | 2015-12-04        | Mid-Flood | Cloudy            | SR3     | 13:01:52 | 0.7      | Middle  | 2          | 2         | 22.56           | 8.23 | 26.74         | 90.7  | 6.72     | 4.8            | 8.2      |
| HKLR    | HY/2011/03 | 2015-12-04        | Mid-Flood | Cloudy            | SR4     | 13:40:23 | 1.0      | Surface | 1          | 1         | 23.01           | 8.1  | 27            | 86.4  | 6.34     | 12.2           | 6.3      |
| HKLR    | HY/2011/03 | 2015-12-04        | Mid-Flood | Cloudy            | SR4     | 13:40:43 | 1.0      | Surface | 1          | 2         | 23              | 8.1  | 27            | 86.1  | 6.32     | 11.6           | 7.5      |
| HKLR    | HY/2011/03 | 2015-12-04        | Mid-Flood | Cloudy            | SR4     | 13:40:16 | 2.8      | Bottom  | 3          | 1         | 22.99           | 8.1  | 27.07         | 86.8  | 6.37     | 12.6           | 10.2     |
| HKLR    | HY/2011/03 | 2015-12-04        | Mid-Flood | Cloudy            | SR4     | 13:40:34 | 2.8      | Bottom  | 3          | 2         | 22.99           | 8.1  | 27.02         | 86.5  | 6.35     | 12.5           | 11.6     |
| HKLR    | HY/2011/03 | 2015-12-04        | Mid-Flood | Cloudy            | SR5     | 14:48:26 | 1.0      | Surface | 1          | 1         | 19.81           | 8.16 | 25.04         | 92.3  | 7.23     | 3.9            | 5.2      |
| HKLR    | HY/2011/03 | 2015-12-04        | Mid-Flood | Cloudy            | SR5     | 14:48:08 | 1.0      | Surface | 1          | 2         | 19.77           | 8.16 | 24.29         | 91.1  | 7.21     | 4              | 5        |
| HKLR    | HY/2011/03 | 2015-12-04        | Mid-Flood | Cloudy            | SR5     | 14:47:59 | 4.1      | Bottom  | 3          | 1         | 19.84           | 8.15 | 25.92         | 91    | 7.18     | 4.3            | 6.4      |
| HKLR    | HY/2011/03 | 2015-12-04        | Mid-Flood | Cloudy            | SR5     | 14:48:17 | 4.1      | Bottom  | 3          | 2         | 19.82           | 8.15 | 26.04         | 91.8  | 7.18     | 4.3            | 7.6      |
| HKLR    | HY/2011/03 | 2015-12-04        | Mid-Flood | Cloudy            | SR10A   | 15:12:30 | 1.0      | Surface | 1          | 1         | 23.54           | 8.15 | 29.2          | 84.3  | 6.05     | 2.2            | 8.5      |
| HKLR    | HY/2011/03 | 2015-12-04        | Mid-Flood | Cloudy            | SR10A   | 15:13:04 | 1.0      | Surface | 1          | 2         | 23.4            | 8.16 | 28.92         | 83.8  | 6.04     | 2.3            | 7.6      |
| HKLR    | HY/2011/03 | 2015-12-04        | Mid-Flood | Cloudy            | SR10A   | 15:12:21 | 3.3      | Middle  | 2          | 1         | 23.7            | 8.14 | 29.91         | 83.8  | 5.98     | 2.3            | 6.9      |
| HKLR    | HY/2011/03 | 2015-12-04        | Mid-Flood | Cloudy            | SR10A   | 15:12:55 | 3.3      | Middle  | 2          | 2         | 23.81           | 8.14 | 29.96         | 83.3  | 5.93     | 2.3            | 7.3      |
| HKLR    | HY/2011/03 | 2015-12-04        | Mid-Flood | Cloudy            | SR10A   | 15:12:10 | 5.6      | Bottom  | 3          | 1         | 23.71           | 8.13 | 30.76         | 84.8  | 6.02     | 2.4            | 7.3      |
| HKLR    | HY/2011/03 | 2015-12-04        | Mid-Flood | Cloudy            | SR10A   | 15:12:47 | 5.6      | Bottom  | 3          | 2         | 23.9            | 8.13 | 30.82         | 84    | 5.94     | 2.4            | 7.6      |
| HKLR    | HY/2011/03 | 2015-12-04        | Mid-Flood | Cloudy            | SR10B   | 15:21:20 | 1.0      | Surface | 1          | 1         | 23.22           | 8.16 | 28.27         | 85.8  | 6.23     | 2.3            | 4.8      |
| HKLR    | HY/2011/03 | 2015-12-04        | Mid-Flood | Cloudy            | SR10B   | 15:21:32 | 1.0      | Surface | 1          | 2         | 23.36           | 8.15 | 28.27         | 85.6  | 6.2      | 2.3            | 3        |
| HKLR    | HY/2011/03 | 2015-12-04        | Mid-Flood | Cloudy            | SR10B   | 15:21:25 | 4.0      | Bottom  | 3          | 1         | 23.28           | 8.14 | 30.03         | 86.1  | 6.18     | 2.2            | 4.3      |
| HKLR    | HY/2011/03 | 2015-12-04        | Mid-Flood | Cloudy            | SR10B   | 15:21:09 | 4.0      | Bottom  | 3          | 2         | 23.52           | 8.14 | 30.27         | 85.8  | 6.12     | 2.3            | 4.8      |
| HKLR    | HY/2011/03 | 2015-12-04        | Mid-Flood | Cloudy            | CS2     | 13:32:32 | 1.0      | Surface | 1          | 1         | 19.44           | 8.24 | 30.28         | 97.2  | 7.47     | 2.1            | 3.1      |
| HKLR    | HY/2011/03 | 2015-12-04        | Mid-Flood | Cloudy            | CS2     | 13:31:42 | 1.0      | Surface | 1          | 2         | 19.42           | 8.31 | 30.06         | 97.4  | 7.47     | 2.1            | 4.2      |
| HKLR    | HY/2011/03 | 2015-12-04        | Mid-Flood | Cloudy            | CS2     | 13:31:33 | 4.0      | Middle  | 2          | 1         | 19.57           | 8.33 | 30.6          | 96.5  | 7.39     | 2.2            | 4        |
| HKLR    | HY/2011/03 | 2015-12-04        | Mid-Flood | Cloudy            | CS2     | 13:32:04 | 4.0      | Middle  | 2          | 2         | 19.44           | 8.28 | 30.22         | 97.3  | 7.44     | 2.2            | 4.2      |
| HKLR    | HY/2011/03 | 2015-12-04        | Mid-Flood | Cloudy            | CS2     | 13:31:54 | 6.9      | Bottom  | 3          | 1         | 19.48           | 8.29 | 30.53         | 96.1  | 7.39     | 2.3            | 5        |
| HKLR    | HY/2011/03 | 2015-12-04        | Mid-Flood | Cloudy            | CS2     | 13:31:23 | 6.9      | Bottom  | 3          | 2         | 19.59           | 8.36 | 30.7          | 95.7  | 7.36     | 2.4            | 5.5      |
| HKLR    | HY/2011/03 | 2015-12-04        | Mid-Flood | Cloudy            | CS(Mf)5 | 14:27:39 | 1.0      | Surface | 1          | 1         | 23.46           | 8.16 | 29.21         | 83.9  | 6.03     | 5.2            | 4.2      |
| HKLR    | HY/2011/03 | 2015-12-04        | Mid-Flood | Cloudy            | CS(Mf)5 | 14:26:52 | 1.0      | Surface | 1          | 2         | 23.55           | 8.16 | 28.55         | 83.7  | 6.03     | 5.1            | 5        |
| HKLR    | HY/2011/03 | 2015-12-04        | Mid-Flood | Cloudy            | CS(Mf)5 | 14:27:26 | 6.2      | Middle  | 2          | 1         | 23.93           | 8.14 | 30.94         | 83.3  | 5.88     | 5.4            | 3.7      |
| HKLR    | HY/2011/03 | 2015-12-04        | Mid-Flood | Cloudy            | CS(Mf)5 | 14:26:43 | 6.2      | Middle  | 2          | 2         | 23.94           | 8.14 | 30.93         | 84.6  | 5.97     | 5.3            | 4.7      |
| HKLR    | HY/2011/03 | 2015-12-04        | Mid-Flood | Cloudy            | CS(Mf)5 | 14:26:34 | 11.4     | Bottom  | 3          | 1         | 23.9            | 8.13 | 31.25         | 83.7  | 5.9      | 5.5            | 6.4      |
| HKLR    | HY/2011/03 | 2015-12-04        | Mid-Flood | Cloudy            | CS(Mf)5 | 14:27:13 | 11.4     | Bottom  | 3          | 2         | 23.97           | 8.13 | 31.29         | 83    | 5.85     | 5.3            | 6.6      |
| HKLR    | HY/2011/03 | 2015-12-07        | Mid-Ebb   | Cloudy            | IS5     | 11:16:57 | 1.0      | Surface | 1          | 1         | 21.98           | 8.16 | 29.1          | 88.6  | 6.55     | 10.8           | 5.4      |
| HKLR    | HY/2011/03 | 2015-12-07        | Mid-Ebb   | Cloudy            | IS5     | 11:16:34 | 1.0      | Surface | 1          | 2         | 21.93           | 8.16 | 29.04         | 89    | 6.58     | 9.7            | 4.6      |
| HKLR    | HY/2011/03 | 2015-12-07        | Mid-Ebb   | Cloudy            | IS5     | 11:16:20 | 4.4      | Middle  | 2          | 1         | 22.07           | 8.15 | 29.2          | 86.5  | 6.38     | 11.6           | 7.7      |
| HKLR    | HY/2011/03 | 2015-12-07        | Mid-Ebb   | Cloudy            | IS5     | 11:16:50 | 4.4      | Middle  | 2          | 2         | 22.11           | 8.15 | 29.24         | 85.3  | 6.28     | 11.2           | 7.4      |
| HKLR    | HY/2011/03 | 2015-12-07        | Mid-Ebb   | Cloudy            | IS5     | 11:16:14 | 7.7      | Bottom  | 3          | 1         | 21.94           | 8.15 | 29.23         | 86.1  | 6.36     | 11.4           | 6        |
| HKLR    | HY/2011/03 | 2015-12-07        | Mid-Ebb   | Cloudy            | IS5     | 11:16:44 | 7.7      | Bottom  | 3          | 2         | 22.05           | 8.15 | 29.31         | 85.3  | 6.29     | 11.6           | 7.3      |
| HKLR    | HY/2011/03 | 2015-12-07        | Mid-Ebb   | Cloudy            | IS(Mf)6 | 11:05:30 | 1.0      | Surface | 1          | 1         | 22.12           | 8.15 | 29.06         | 88.3  | 6.51     | 5.6            | 3.1      |
| HKLR    | HY/2011/03 | 2015-12-07        | Mid-Ebb   | Cloudy            | IS(Mf)6 | 11:05:42 | 1.0      | Surface | 1          | 2         | 22.11           | 8.15 | 29.05         | 86.9  | 6.41     | 5.5            | 2.2      |
| HKLR    | HY/2011/03 | 2015-12-07        | Mid-Ebb   | Cloudy            | IS(Mf)6 | 11:05:23 | 2.3      | Bottom  | 3          | 1         | 22.15           | 8.15 | 29.24         | 87.9  | 6.47     | 5.5            | 2.8      |
| HKLR    | HY/2011/03 | 2015-12-07        | Mid-Ebb   | Cloudy            | IS(Mf)6 | 11:05:35 | 2.3      | Bottom  | 3          | 2         | 22.17           | 8.15 | 29.23         | 86.7  | 6.38     | 5.5            | 2.5      |
| HKLR    | HY/2011/03 | 2015-12-07        | Mid-Ebb   | Cloudy            | IS7     | 10:59:57 | 1.0      | Surface | 1          | 1         | 22.13           | 8.15 | 29.06         | 86.6  | 6.38     | 5.7            | 3.2      |
| HKLR    | HY/2011/03 | 2015-12-07        | Mid-Ebb   | Cloudy            | IS7     | 11:00:27 | 1.0      | Surface | 1          | 2         | 22.12           | 8.15 | 29.03         | 86.5  | 6.37     | 5.6            | 2.5      |
| HKLR    | HY/2011/03 | 2015-12-07        | Mid-Ebb   | Cloudy            | IS7     | 10:59:51 | 2.2      | Bottom  | 3          | 1         | 22.17           | 8.15 | 29.22         | 87.6  | 6.44     | 5.8            | 2.8      |
| HKLR    | HY/2011/03 | 2015-12-07        | Mid-Ebb   | Cloudy            | IS7     | 11:00:19 | 2.2      | Bottom  | 3          | 2         | 22.35           | 8.15 | 29.31         | 87.2  | 6.39     | 5.7            | 2.5      |
| HKLR    | HY/2011/03 | 2015-12-07        | Mid-Ebb   | Cloudy            | IS8     | 10:35:30 | 1.0      | Surface | 1          | 1         | 22.04           | 8.15 | 28.65         | 83.8  | 6.2      | 5.5            | 2.8      |
| HKLR    | HY/2011/03 | 2015-12-07        | Mid-Ebb   | Cloudy            | IS8     | 10:35:15 | 1.0      | Surface | 1          | 2         | 22.15           | 8.14 | 28.57         | 84.4  | 6.23     | 5.5            | 3.4      |
| HKLR    | HY/2011/03 | 2015-12-07        | Mid-Ebb   | Cloudy            | IS8     | 10:35:21 | 2.7      | Bottom  | 3          | 1         | 22.29           | 8.14 | 29.61         | 86    | 6.3      | 5.5            | 2.1      |
| HKLR    | HY/2011/03 | 2015-12-07        | Mid-Ebb   | Cloudy            | IS8     | 10:35:09 | 2.7      | Bottom  | 3          | 2         | 22.01           | 8.14 | 29.79         | 85.5  | 6.29     | 5.5            | 3.4      |
| HKLR    | HY/2011/03 | 2015-12-07        | Mid-Ebb   | Cloudy            | IS(Mf)9 | 10:50:33 | 1.0      | Surface | 1          | 1         | 21.86           | 8.15 | 28.69         | 89.7  | 6.66     | 3.6            | 2.9      |
| HKLR    | HY/2011/03 | 2015-12-07        | Mid-Ebb   | Cloudy            | IS(Mf)9 | 10:50:18 | 1.0      | Surface | 1          | 2         | 21.96           | 8.14 | 28.52         | 89.9  | 6.66     | 3.6            | 2.7      |

## Water Quality Monitoring Data

| Project | Works      | Date (yyyy-mm-dd) | Tide      | Weather Condition | Station | Time     | Depth, m | Level   | Level_Code | Replicate | Temperature, °C | pH   | Salinity, ppt | DO, % | DO, mg/L | Turbidity, NTU | SS, mg/L |
|---------|------------|-------------------|-----------|-------------------|---------|----------|----------|---------|------------|-----------|-----------------|------|---------------|-------|----------|----------------|----------|
| HKLR    | HY/2011/03 | 2015-12-07        | Mid-Ebb   | Cloudy            | IS(Mf)9 | 10:50:12 | 2.7      | Bottom  | 3          | 1         | 21.85           | 8.14 | 29.59         | 92    | 6.79     | 3.7            | 3.3      |
| HKLR    | HY/2011/03 | 2015-12-07        | Mid-Ebb   | Cloudy            | IS(Mf)9 | 10:50:24 | 2.7      | Bottom  | 3          | 2         | 21.95           | 8.14 | 29.55         | 90.6  | 6.68     | 3.6            | 3        |
| HKLR    | HY/2011/03 | 2015-12-07        | Mid-Ebb   | Cloudy            | IS10    | 10:34:03 | 1.0      | Surface | 1          | 1         | 19.23           | 8.17 | 34.97         | 93.1  | 6.94     | 3.4            | 4.8      |
| HKLR    | HY/2011/03 | 2015-12-07        | Mid-Ebb   | Cloudy            | IS10    | 10:34:44 | 1.0      | Surface | 1          | 2         | 19.3            | 8.17 | 34.98         | 92.9  | 7.02     | 3.3            | 5        |
| HKLR    | HY/2011/03 | 2015-12-07        | Mid-Ebb   | Cloudy            | IS10    | 10:33:47 | 5.6      | Middle  | 2          | 1         | 19.51           | 8.16 | 35.28         | 91.6  | 6.87     | 3.5            | 4        |
| HKLR    | HY/2011/03 | 2015-12-07        | Mid-Ebb   | Cloudy            | IS10    | 10:34:32 | 5.6      | Middle  | 2          | 2         | 19.53           | 8.17 | 35.28         | 92.6  | 6.9      | 3.5            | 4.4      |
| HKLR    | HY/2011/03 | 2015-12-07        | Mid-Ebb   | Cloudy            | IS10    | 10:34:23 | 10.1     | Bottom  | 3          | 1         | 19.53           | 8.17 | 35.32         | 91.8  | 6.84     | 3.7            | 6        |
| HKLR    | HY/2011/03 | 2015-12-07        | Mid-Ebb   | Cloudy            | IS10    | 10:33:35 | 10.1     | Bottom  | 3          | 2         | 19.49           | 8.16 | 35.32         | 91.3  | 6.8      | 3.6            | 5.4      |
| HKLR    | HY/2011/03 | 2015-12-07        | Mid-Ebb   | Cloudy            | SR3     | 11:25:33 | 0.6      | Middle  | 2          | 1         | 21.97           | 8.16 | 29.02         | 85.3  | 6.31     | 6.5            | 5.7      |
| HKLR    | HY/2011/03 | 2015-12-07        | Mid-Ebb   | Cloudy            | SR3     | 11:25:40 | 0.6      | Middle  | 2          | 2         | 22.03           | 8.16 | 28.97         | 85.4  | 6.31     | 6.3            | 7.1      |
| HKLR    | HY/2011/03 | 2015-12-07        | Mid-Ebb   | Cloudy            | SR4     | 10:42:32 | 1.0      | Surface | 1          | 1         | 21.94           | 8.15 | 28.69         | 86.3  | 6.39     | 5.3            | 3.9      |
| HKLR    | HY/2011/03 | 2015-12-07        | Mid-Ebb   | Cloudy            | SR4     | 10:42:42 | 1.0      | Surface | 1          | 2         | 22.25           | 8.14 | 29.1          | 86.7  | 6.37     | 5.3            | 4.5      |
| HKLR    | HY/2011/03 | 2015-12-07        | Mid-Ebb   | Cloudy            | SR4     | 10:42:37 | 2.6      | Bottom  | 3          | 1         | 21.99           | 8.14 | 29.41         | 86.7  | 6.39     | 5.4            | 4        |
| HKLR    | HY/2011/03 | 2015-12-07        | Mid-Ebb   | Cloudy            | SR4     | 10:42:22 | 2.6      | Bottom  | 3          | 2         | 22.1            | 8.14 | 29.57         | 86.2  | 6.34     | 5.3            | 3.9      |
| HKLR    | HY/2011/03 | 2015-12-07        | Mid-Ebb   | Cloudy            | SR5     | 10:49:19 | 1.0      | Surface | 1          | 1         | 19.24           | 8.17 | 33.56         | 93.6  | 7.06     | 4.3            | 3.5      |
| HKLR    | HY/2011/03 | 2015-12-07        | Mid-Ebb   | Cloudy            | SR5     | 10:48:44 | 1.0      | Surface | 1          | 2         | 19.31           | 8.17 | 34.13         | 94    | 7.06     | 4.3            | 3.5      |
| HKLR    | HY/2011/03 | 2015-12-07        | Mid-Ebb   | Cloudy            | SR5     | 10:49:00 | 3.1      | Bottom  | 3          | 1         | 19.38           | 8.17 | 33.94         | 92.9  | 6.97     | 4.5            | 4.1      |
| HKLR    | HY/2011/03 | 2015-12-07        | Mid-Ebb   | Cloudy            | SR5     | 10:48:35 | 3.1      | Bottom  | 3          | 2         | 19.39           | 8.16 | 34.33         | 92.2  | 6.94     | 4.6            | 3        |
| HKLR    | HY/2011/03 | 2015-12-07        | Mid-Ebb   | Cloudy            | SR10A   | 09:26:51 | 1.0      | Surface | 1          | 1         | 22.88           | 8.19 | 30.36         | 89.6  | 6.47     | 3.2            | 2.7      |
| HKLR    | HY/2011/03 | 2015-12-07        | Mid-Ebb   | Cloudy            | SR10A   | 09:26:25 | 1.0      | Surface | 1          | 2         | 22.86           | 8.18 | 30.3          | 89    | 6.42     | 3.2            | 2.9      |
| HKLR    | HY/2011/03 | 2015-12-07        | Mid-Ebb   | Cloudy            | SR10A   | 09:26:18 | 3.2      | Middle  | 2          | 1         | 22.86           | 8.18 | 30.29         | 88.6  | 6.4      | 3.3            | 2.8      |
| HKLR    | HY/2011/03 | 2015-12-07        | Mid-Ebb   | Cloudy            | SR10A   | 09:26:44 | 3.2      | Middle  | 2          | 2         | 22.88           | 8.19 | 30.36         | 86.9  | 6.27     | 3.3            | 2.9      |
| HKLR    | HY/2011/03 | 2015-12-07        | Mid-Ebb   | Cloudy            | SR10A   | 09:26:32 | 5.3      | Bottom  | 3          | 1         | 22.87           | 8.18 | 30.33         | 86.4  | 6.24     | 3.2            | 3.4      |
| HKLR    | HY/2011/03 | 2015-12-07        | Mid-Ebb   | Cloudy            | SR10A   | 09:26:09 | 5.3      | Bottom  | 3          | 2         | 22.87           | 8.18 | 30.27         | 86.9  | 6.27     | 3.3            | 3.8      |
| HKLR    | HY/2011/03 | 2015-12-07        | Mid-Ebb   | Cloudy            | SR10B   | 09:16:37 | 1.0      | Surface | 1          | 1         | 22.88           | 8.12 | 30.02         | 87.6  | 6.34     | 3.6            | 3.7      |
| HKLR    | HY/2011/03 | 2015-12-07        | Mid-Ebb   | Cloudy            | SR10B   | 09:16:56 | 1.0      | Surface | 1          | 2         | 22.87           | 8.13 | 30.09         | 86.9  | 6.28     | 3.5            | 3.7      |
| HKLR    | HY/2011/03 | 2015-12-07        | Mid-Ebb   | Cloudy            | SR10B   | 09:16:30 | 4.0      | Bottom  | 3          | 1         | 22.89           | 8.11 | 30            | 87.4  | 6.32     | 3.5            | 3.2      |
| HKLR    | HY/2011/03 | 2015-12-07        | Mid-Ebb   | Cloudy            | SR10B   | 09:16:44 | 4.0      | Bottom  | 3          | 2         | 22.88           | 8.12 | 30.07         | 87.3  | 6.31     | 3.4            | 3.3      |
| HKLR    | HY/2011/03 | 2015-12-07        | Mid-Ebb   | Cloudy            | CS2     | 12:00:55 | 1.0      | Surface | 1          | 1         | 19.35           | 8.18 | 30.89         | 92    | 7.04     | 4              | 3.7      |
| HKLR    | HY/2011/03 | 2015-12-07        | Mid-Ebb   | Cloudy            | CS2     | 12:00:25 | 1.0      | Surface | 1          | 2         | 19.35           | 8.18 | 30.98         | 91.6  | 7.03     | 4.1            | 3.4      |
| HKLR    | HY/2011/03 | 2015-12-07        | Mid-Ebb   | Cloudy            | CS2     | 12:00:42 | 3.9      | Middle  | 2          | 1         | 19.36           | 8.18 | 30.93         | 91.2  | 7        | 4              | 3.4      |
| HKLR    | HY/2011/03 | 2015-12-07        | Mid-Ebb   | Cloudy            | CS2     | 12:00:16 | 3.9      | Middle  | 2          | 2         | 19.36           | 8.17 | 30.86         | 91    | 6.97     | 4.2            | 3.4      |
| HKLR    | HY/2011/03 | 2015-12-07        | Mid-Ebb   | Cloudy            | CS2     | 12:00:34 | 6.8      | Bottom  | 3          | 1         | 19.39           | 8.18 | 30.98         | 90.5  | 6.94     | 4.3            | 4.2      |
| HKLR    | HY/2011/03 | 2015-12-07        | Mid-Ebb   | Cloudy            | CS2     | 12:00:03 | 6.8      | Bottom  | 3          | 2         | 19.4            | 8.16 | 31.08         | 89.7  | 6.88     | 4.3            | 3.8      |
| HKLR    | HY/2011/03 | 2015-12-07        | Mid-Ebb   | Cloudy            | CS(Mf)5 | 09:58:58 | 1.0      | Surface | 1          | 1         | 22.62           | 8.2  | 30.64         | 86.6  | 6.23     | 2.6            | 2.3      |
| HKLR    | HY/2011/03 | 2015-12-07        | Mid-Ebb   | Cloudy            | CS(Mf)5 | 09:59:28 | 1.0      | Surface | 1          | 2         | 22.71           | 8.2  | 30.76         | 86    | 6.21     | 2.8            | 2.5      |
| HKLR    | HY/2011/03 | 2015-12-07        | Mid-Ebb   | Cloudy            | CS(Mf)5 | 09:59:19 | 6.1      | Middle  | 2          | 1         | 22.86           | 8.19 | 31.09         | 86    | 6.18     | 2.8            | 3.5      |
| HKLR    | HY/2011/03 | 2015-12-07        | Mid-Ebb   | Cloudy            | CS(Mf)5 | 09:58:47 | 6.1      | Middle  | 2          | 2         | 22.85           | 8.19 | 31.03         | 86    | 6.21     | 2.7            | 2.4      |
| HKLR    | HY/2011/03 | 2015-12-07        | Mid-Ebb   | Cloudy            | CS(Mf)5 | 09:59:10 | 11.2     | Bottom  | 3          | 1         | 22.81           | 8.19 | 31.11         | 85.8  | 6.17     | 2.8            | 2.4      |
| HKLR    | HY/2011/03 | 2015-12-07        | Mid-Ebb   | Cloudy            | CS(Mf)5 | 09:58:38 | 11.2     | Bottom  | 3          | 2         | 22.82           | 8.19 | 31.1          | 85.8  | 6.18     | 2.7            | 2.9      |
| HKLR    | HY/2011/03 | 2015-12-07        | Mid-Flood | Cloudy            | ISS     | 15:11:48 | 1.0      | Surface | 1          | 1         | 22.41           | 8.19 | 30.64         | 84.3  | 6.08     | 5.2            | 5        |
| HKLR    | HY/2011/03 | 2015-12-07        | Mid-Flood | Cloudy            | ISS     | 15:12:16 | 1.0      | Surface | 1          | 2         | 22.47           | 8.19 | 30.76         | 83.6  | 6.01     | 5.2            | 5.7      |
| HKLR    | HY/2011/03 | 2015-12-07        | Mid-Flood | Cloudy            | ISS     | 15:11:37 | 4.3      | Middle  | 2          | 1         | 22.66           | 8.19 | 31.24         | 83.4  | 6.06     | 5.3            | 5.1      |
| HKLR    | HY/2011/03 | 2015-12-07        | Mid-Flood | Cloudy            | ISS     | 15:12:10 | 4.3      | Middle  | 2          | 2         | 22.59           | 8.19 | 30.93         | 82.1  | 5.96     | 5.3            | 5.7      |
| HKLR    | HY/2011/03 | 2015-12-07        | Mid-Flood | Cloudy            | ISS     | 15:12:01 | 7.5      | Bottom  | 3          | 1         | 22.65           | 8.18 | 31.73         | 81.6  | 5.9      | 5.3            | 5.2      |
| HKLR    | HY/2011/03 | 2015-12-07        | Mid-Flood | Cloudy            | ISS     | 15:11:30 | 7.5      | Bottom  | 3          | 2         | 22.49           | 8.19 | 31.71         | 83.2  | 6        | 5.3            | 5.4      |
| HKLR    | HY/2011/03 | 2015-12-07        | Mid-Flood | Cloudy            | IS(Mf)6 | 15:19:20 | 1.0      | Surface | 1          | 1         | 22.32           | 8.17 | 30.2          | 92.4  | 6.74     | 5.1            | 5.9      |
| HKLR    | HY/2011/03 | 2015-12-07        | Mid-Flood | Cloudy            | IS(Mf)6 | 15:19:34 | 1.0      | Surface | 1          | 2         | 22.32           | 8.17 | 30.22         | 92.4  | 6.74     | 5.3            | 6        |
| HKLR    | HY/2011/03 | 2015-12-07        | Mid-Flood | Cloudy            | IS(Mf)6 | 15:19:14 | 2.2      | Bottom  | 3          | 1         | 22.31           | 8.17 | 30.21         | 92.6  | 6.75     | 5.1            | 5.6      |
| HKLR    | HY/2011/03 | 2015-12-07        | Mid-Flood | Cloudy            | IS(Mf)6 | 15:19:26 | 2.2      | Bottom  | 3          | 2         | 22.31           | 8.17 | 30.21         | 92.1  | 6.72     | 5.2            | 5.8      |
| HKLR    | HY/2011/03 | 2015-12-07        | Mid-Flood | Cloudy            | IS7     | 15:27:46 | 1.0      | Surface | 1          | 1         | 22.34           | 8.17 | 30.2          | 88.8  | 6.48     | 5.3            | 5.6      |
| HKLR    | HY/2011/03 | 2015-12-07        | Mid-Flood | Cloudy            | IS7     | 15:27:31 | 1.0      | Surface | 1          | 2         | 22.33           | 8.17 | 30.21         | 89    | 6.49     | 5.2            | 6        |

## Water Quality Monitoring Data

| Project | Works      | Date (yyyy-mm-dd) | Tide      | Weather Condition | Station | Time     | Depth, m | Level   | Level_Code | Replicate | Temperature, °C | pH   | Salinity, ppt | DO, % | DO, mg/L | Turbidity, NTU | SS, mg/L |
|---------|------------|-------------------|-----------|-------------------|---------|----------|----------|---------|------------|-----------|-----------------|------|---------------|-------|----------|----------------|----------|
| HKLR    | HY/2011/03 | 2015-12-07        | Mid-Flood | Cloudy            | IS7     | 15:27:37 | 2.2      | Bottom  | 3          | 1         | 22.33           | 8.17 | 30.21         | 87.9  | 6.41     | 5.2            | 5.6      |
| HKLR    | HY/2011/03 | 2015-12-07        | Mid-Flood | Cloudy            | IS7     | 15:27:24 | 2.2      | Bottom  | 3          | 2         | 22.33           | 8.17 | 30.22         | 88.7  | 6.47     | 5.2            | 5        |
| HKLR    | HY/2011/03 | 2015-12-07        | Mid-Flood | Cloudy            | IS8     | 15:54:05 | 1.0      | Surface | 1          | 1         | 22.07           | 8.16 | 29.57         | 87.6  | 6.44     | 7.7            | 4.3      |
| HKLR    | HY/2011/03 | 2015-12-07        | Mid-Flood | Cloudy            | IS8     | 15:53:50 | 1.0      | Surface | 1          | 2         | 22.05           | 8.16 | 29.56         | 87    | 6.4      | 7.7            | 4.9      |
| HKLR    | HY/2011/03 | 2015-12-07        | Mid-Flood | Cloudy            | IS8     | 15:53:42 | 3.2      | Bottom  | 3          | 1         | 22.14           | 8.15 | 30.15         | 87.3  | 6.39     | 7.7            | 4.4      |
| HKLR    | HY/2011/03 | 2015-12-07        | Mid-Flood | Cloudy            | IS8     | 15:53:57 | 3.2      | Bottom  | 3          | 2         | 22.12           | 8.16 | 30.35         | 87.6  | 6.41     | 7.8            | 3.9      |
| HKLR    | HY/2011/03 | 2015-12-07        | Mid-Flood | Cloudy            | IS(Mf)9 | 15:34:20 | 1.0      | Surface | 1          | 1         | 22.24           | 8.16 | 29.97         | 92.6  | 6.77     | 3.8            | 4.3      |
| HKLR    | HY/2011/03 | 2015-12-07        | Mid-Flood | Cloudy            | IS(Mf)9 | 15:34:36 | 1.0      | Surface | 1          | 2         | 22.27           | 8.16 | 30.03         | 91.1  | 6.66     | 3.8            | 4.1      |
| HKLR    | HY/2011/03 | 2015-12-07        | Mid-Flood | Cloudy            | IS(Mf)9 | 15:34:26 | 2.7      | Bottom  | 3          | 1         | 22.25           | 8.15 | 30.25         | 92    | 6.72     | 3.8            | 3.5      |
| HKLR    | HY/2011/03 | 2015-12-07        | Mid-Flood | Cloudy            | IS(Mf)9 | 15:34:16 | 2.7      | Bottom  | 3          | 2         | 22.2            | 8.16 | 30.01         | 92.6  | 6.77     | 3.8            | 3.5      |
| HKLR    | HY/2011/03 | 2015-12-07        | Mid-Flood | Cloudy            | IS10    | 16:39:55 | 1.0      | Surface | 1          | 1         | 19.39           | 8.24 | 30.92         | 93.7  | 7.16     | 3.3            | 3.2      |
| HKLR    | HY/2011/03 | 2015-12-07        | Mid-Flood | Cloudy            | IS10    | 16:39:28 | 1.0      | Surface | 1          | 2         | 19.41           | 8.23 | 30.85         | 93.3  | 7.14     | 3.4            | 3.8      |
| HKLR    | HY/2011/03 | 2015-12-07        | Mid-Flood | Cloudy            | IS10    | 16:39:46 | 5.6      | Middle  | 2          | 1         | 19.48           | 8.23 | 30.95         | 92.9  | 7.11     | 3.5            | 3.4      |
| HKLR    | HY/2011/03 | 2015-12-07        | Mid-Flood | Cloudy            | IS10    | 16:39:22 | 5.6      | Middle  | 2          | 2         | 19.44           | 8.23 | 30.92         | 92.6  | 7.08     | 3.5            | 3.3      |
| HKLR    | HY/2011/03 | 2015-12-07        | Mid-Flood | Cloudy            | IS10    | 16:39:40 | 10.1     | Bottom  | 3          | 1         | 19.45           | 8.23 | 31.03         | 92.4  | 7.08     | 3.6            | 3        |
| HKLR    | HY/2011/03 | 2015-12-07        | Mid-Flood | Cloudy            | IS10    | 16:39:14 | 10.1     | Bottom  | 3          | 2         | 19.41           | 8.23 | 30.98         | 91.6  | 7.01     | 3.6            | 3        |
| HKLR    | HY/2011/03 | 2015-12-07        | Mid-Flood | Cloudy            | SR3     | 15:00:18 | 0.7      | Middle  | 2          | 1         | 22.31           | 8.21 | 30.34         | 87.1  | 6.35     | 4.7            | 4.3      |
| HKLR    | HY/2011/03 | 2015-12-07        | Mid-Flood | Cloudy            | SR3     | 15:00:08 | 0.7      | Middle  | 2          | 2         | 22.34           | 8.21 | 30.3          | 87.8  | 6.4      | 4.8            | 5.2      |
| HKLR    | HY/2011/03 | 2015-12-07        | Mid-Flood | Cloudy            | SR4     | 15:46:35 | 1.0      | Surface | 1          | 1         | 21.96           | 8.16 | 29.63         | 89.6  | 6.6      | 6.6            | 4.1      |
| HKLR    | HY/2011/03 | 2015-12-07        | Mid-Flood | Cloudy            | SR4     | 15:46:50 | 1.0      | Surface | 1          | 2         | 21.99           | 8.16 | 29.67         | 89.3  | 6.57     | 6.7            | 4.1      |
| HKLR    | HY/2011/03 | 2015-12-07        | Mid-Flood | Cloudy            | SR4     | 15:46:23 | 2.7      | Bottom  | 3          | 1         | 22.07           | 8.15 | 29.94         | 91.1  | 6.68     | 6.6            | 3.6      |
| HKLR    | HY/2011/03 | 2015-12-07        | Mid-Flood | Cloudy            | SR4     | 15:46:39 | 2.7      | Bottom  | 3          | 2         | 21.99           | 8.15 | 29.81         | 89.6  | 6.59     | 6.8            | 3.7      |
| HKLR    | HY/2011/03 | 2015-12-07        | Mid-Flood | Cloudy            | SR5     | 16:29:33 | 1.0      | Surface | 1          | 1         | 19.34           | 8.23 | 32.04         | 96.3  | 7.29     | 3.4            | 4.1      |
| HKLR    | HY/2011/03 | 2015-12-07        | Mid-Flood | Cloudy            | SR5     | 16:29:52 | 1.0      | Surface | 1          | 2         | 19.44           | 8.23 | 31.64         | 95.1  | 7.27     | 3.4            | 3.6      |
| HKLR    | HY/2011/03 | 2015-12-07        | Mid-Flood | Cloudy            | SR5     | 16:29:44 | 3.1      | Bottom  | 3          | 1         | 19.44           | 8.22 | 31.89         | 94.7  | 7.23     | 3.4            | 3.8      |
| HKLR    | HY/2011/03 | 2015-12-07        | Mid-Flood | Cloudy            | SR5     | 16:29:23 | 3.1      | Bottom  | 3          | 2         | 19.33           | 8.23 | 31.95         | 95    | 7.24     | 3.4            | 4.2      |
| HKLR    | HY/2011/03 | 2015-12-07        | Mid-Flood | Cloudy            | SR10A   | 17:12:17 | 1.0      | Surface | 1          | 1         | 22.58           | 8.2  | 30.96         | 91.7  | 6.6      | 2.3            | 2.3      |
| HKLR    | HY/2011/03 | 2015-12-07        | Mid-Flood | Cloudy            | SR10A   | 17:11:54 | 1.0      | Surface | 1          | 2         | 22.58           | 8.2  | 30.96         | 91.6  | 6.59     | 2.4            | 2.4      |
| HKLR    | HY/2011/03 | 2015-12-07        | Mid-Flood | Cloudy            | SR10A   | 17:11:45 | 3.3      | Middle  | 2          | 1         | 22.74           | 8.2  | 31.43         | 90.5  | 6.55     | 2.4            | 2.6      |
| HKLR    | HY/2011/03 | 2015-12-07        | Mid-Flood | Cloudy            | SR10A   | 17:12:08 | 3.3      | Middle  | 2          | 2         | 22.72           | 8.19 | 31.4          | 89.7  | 6.49     | 2.4            | 2.4      |
| HKLR    | HY/2011/03 | 2015-12-07        | Mid-Flood | Cloudy            | SR10A   | 17:12:01 | 5.6      | Bottom  | 3          | 1         | 22.64           | 8.19 | 31.42         | 88.7  | 6.39     | 2.4            | 2.8      |
| HKLR    | HY/2011/03 | 2015-12-07        | Mid-Flood | Cloudy            | SR10A   | 17:11:36 | 5.6      | Bottom  | 3          | 2         | 22.68           | 8.19 | 31.51         | 89    | 6.4      | 2.5            | 2.9      |
| HKLR    | HY/2011/03 | 2015-12-07        | Mid-Flood | Cloudy            | SR10B   | 17:21:41 | 1.0      | Surface | 1          | 1         | 22.62           | 8.2  | 31.01         | 92.1  | 6.65     | 2.2            | 2.6      |
| HKLR    | HY/2011/03 | 2015-12-07        | Mid-Flood | Cloudy            | SR10B   | 17:21:26 | 1.0      | Surface | 1          | 2         | 22.62           | 8.2  | 31.02         | 91.6  | 6.61     | 2.3            | 2.3      |
| HKLR    | HY/2011/03 | 2015-12-07        | Mid-Flood | Cloudy            | SR10B   | 17:21:18 | 4.3      | Bottom  | 3          | 1         | 22.7            | 8.19 | 31.44         | 91.4  | 6.58     | 2.4            | 2.3      |
| HKLR    | HY/2011/03 | 2015-12-07        | Mid-Flood | Cloudy            | SR10B   | 17:21:33 | 4.3      | Bottom  | 3          | 2         | 22.63           | 8.19 | 31.31         | 89.7  | 6.47     | 2.3            | 2.4      |
| HKLR    | HY/2011/03 | 2015-12-07        | Mid-Flood | Cloudy            | CS2     | 15:19:31 | 1.0      | Surface | 1          | 1         | 19.42           | 8.29 | 35.22         | 93.9  | 7        | 4.4            | 3.7      |
| HKLR    | HY/2011/03 | 2015-12-07        | Mid-Flood | Cloudy            | CS2     | 15:20:05 | 1.0      | Surface | 1          | 2         | 19.42           | 8.27 | 35.15         | 93.6  | 7.01     | 4.4            | 4.1      |
| HKLR    | HY/2011/03 | 2015-12-07        | Mid-Flood | Cloudy            | CS2     | 15:19:55 | 4.0      | Middle  | 2          | 1         | 19.42           | 8.28 | 35.21         | 93.3  | 6.96     | 4.6            | 3.4      |
| HKLR    | HY/2011/03 | 2015-12-07        | Mid-Flood | Cloudy            | CS2     | 15:19:20 | 4.0      | Middle  | 2          | 2         | 19.43           | 8.3  | 35.31         | 92.5  | 6.91     | 4.5            | 4.4      |
| HKLR    | HY/2011/03 | 2015-12-07        | Mid-Flood | Cloudy            | CS2     | 15:19:09 | 7.0      | Bottom  | 3          | 1         | 19.44           | 8.31 | 35.41         | 92.2  | 6.89     | 4.8            | 5.2      |
| HKLR    | HY/2011/03 | 2015-12-07        | Mid-Flood | Cloudy            | CS2     | 15:19:46 | 7.0      | Bottom  | 3          | 2         | 19.44           | 8.28 | 35.3          | 92.8  | 6.93     | 4.7            | 3.7      |
| HKLR    | HY/2011/03 | 2015-12-07        | Mid-Flood | Cloudy            | CS(Mf)5 | 16:33:20 | 1.0      | Surface | 1          | 1         | 22.67           | 8.21 | 30.81         | 87.1  | 6.24     | 3.4            | 2        |
| HKLR    | HY/2011/03 | 2015-12-07        | Mid-Flood | Cloudy            | CS(Mf)5 | 16:32:44 | 1.0      | Surface | 1          | 2         | 22.57           | 8.2  | 30.86         | 87.2  | 6.31     | 3.5            | 2.8      |
| HKLR    | HY/2011/03 | 2015-12-07        | Mid-Flood | Cloudy            | CS(Mf)5 | 16:33:11 | 6.1      | Middle  | 2          | 1         | 22.82           | 8.2  | 31.76         | 86.1  | 6.22     | 3.4            | 2.9      |
| HKLR    | HY/2011/03 | 2015-12-07        | Mid-Flood | Cloudy            | CS(Mf)5 | 16:32:30 | 6.1      | Middle  | 2          | 2         | 22.81           | 8.2  | 31.74         | 87.2  | 6.25     | 3.5            | 2.3      |
| HKLR    | HY/2011/03 | 2015-12-07        | Mid-Flood | Cloudy            | CS(Mf)5 | 16:32:21 | 11.1     | Bottom  | 3          | 1         | 22.78           | 8.19 | 31.85         | 86.4  | 6.2      | 3.5            | 3.9      |
| HKLR    | HY/2011/03 | 2015-12-07        | Mid-Flood | Cloudy            | CS(Mf)5 | 16:32:59 | 11.1     | Bottom  | 3          | 2         | 22.82           | 8.19 | 31.86         | 85.6  | 6.13     | 3.5            | 2.2      |
| HKLR    | HY/2011/03 | 2015-12-09        | Mid-Ebb   | Rainy             | ISS     | 12:46:31 | 1.0      | Surface | 1          | 1         | 21.43           | 8.16 | 30.19         | 87.8  | 6.5      | 10.6           | 9.2      |
| HKLR    | HY/2011/03 | 2015-12-09        | Mid-Ebb   | Rainy             | ISS     | 12:46:08 | 1.0      | Surface | 1          | 2         | 21.42           | 8.16 | 30.18         | 85.9  | 6.37     | 10.2           | 9.5      |
| HKLR    | HY/2011/03 | 2015-12-09        | Mid-Ebb   | Rainy             | ISS     | 12:45:59 | 4.4      | Middle  | 2          | 1         | 21.45           | 8.16 | 30.26         | 85.3  | 6.32     | 11.2           | 9.9      |
| HKLR    | HY/2011/03 | 2015-12-09        | Mid-Ebb   | Rainy             | ISS     | 12:46:23 | 4.4      | Middle  | 2          | 2         | 21.46           | 8.16 | 30.27         | 85.4  | 6.33     | 11.7           | 9.6      |

## Water Quality Monitoring Data

| Project | Works      | Date (yyyy-mm-dd) | Tide    | Weather Condition | Station | Time     | Depth, m | Level   | Level_Code | Replicate | Temperature, °C | pH   | Salinity, ppt | DO, % | DO, mg/L | Turbidity, NTU | SS, mg/L |
|---------|------------|-------------------|---------|-------------------|---------|----------|----------|---------|------------|-----------|-----------------|------|---------------|-------|----------|----------------|----------|
| HKLR    | HY/2011/03 | 2015-12-09        | Mid-Ebb | Rainy             | IS5     | 12:45:51 | 7.7      | Bottom  | 3          | 1         | 21.43           | 8.15 | 30.28         | 85    | 6.3      | 10.8           | 11.9     |
| HKLR    | HY/2011/03 | 2015-12-09        | Mid-Ebb | Rainy             | IS5     | 12:46:16 | 7.7      | Bottom  | 3          | 2         | 21.44           | 8.16 | 30.27         | 84.9  | 6.29     | 11.1           | 12.3     |
| HKLR    | HY/2011/03 | 2015-12-09        | Mid-Ebb | Rainy             | IS(Mf)6 | 12:39:04 | 1.0      | Surface | 1          | 1         | 21.62           | 8.15 | 29.87         | 85.4  | 6.32     | 5.7            | 6        |
| HKLR    | HY/2011/03 | 2015-12-09        | Mid-Ebb | Rainy             | IS(Mf)6 | 12:38:50 | 1.0      | Surface | 1          | 2         | 21.61           | 8.15 | 29.84         | 86    | 6.36     | 5.7            | 6        |
| HKLR    | HY/2011/03 | 2015-12-09        | Mid-Ebb | Rainy             | IS(Mf)6 | 12:38:41 | 2.1      | Bottom  | 3          | 1         | 21.63           | 8.15 | 29.93         | 86.6  | 6.41     | 6.1            | 6.4      |
| HKLR    | HY/2011/03 | 2015-12-09        | Mid-Ebb | Rainy             | IS(Mf)6 | 12:38:55 | 2.1      | Bottom  | 3          | 2         | 21.61           | 8.15 | 29.92         | 85.7  | 6.34     | 5.8            | 6.2      |
| HKLR    | HY/2011/03 | 2015-12-09        | Mid-Ebb | Rainy             | IS7     | 12:31:28 | 1.0      | Surface | 1          | 1         | 21.5            | 8.16 | 29.92         | 86.4  | 6.4      | 3.9            | 5.2      |
| HKLR    | HY/2011/03 | 2015-12-09        | Mid-Ebb | Rainy             | IS7     | 12:31:14 | 1.0      | Surface | 1          | 2         | 21.5            | 8.16 | 29.92         | 86.2  | 6.39     | 4              | 5.2      |
| HKLR    | HY/2011/03 | 2015-12-09        | Mid-Ebb | Rainy             | IS7     | 12:31:08 | 2.1      | Bottom  | 3          | 1         | 21.51           | 8.16 | 29.93         | 85.8  | 6.36     | 4              | 5.4      |
| HKLR    | HY/2011/03 | 2015-12-09        | Mid-Ebb | Rainy             | IS7     | 12:31:21 | 2.1      | Bottom  | 3          | 2         | 21.5            | 8.16 | 29.93         | 86.2  | 6.39     | 3.9            | 4.6      |
| HKLR    | HY/2011/03 | 2015-12-09        | Mid-Ebb | Rainy             | IS8     | 12:06:38 | 1.0      | Surface | 1          | 1         | 21.57           | 8.17 | 29.96         | 89.1  | 6.6      | 3.1            | 5        |
| HKLR    | HY/2011/03 | 2015-12-09        | Mid-Ebb | Rainy             | IS8     | 12:06:23 | 1.0      | Surface | 1          | 2         | 21.58           | 8.17 | 29.95         | 88.3  | 6.53     | 3.1            | 4.4      |
| HKLR    | HY/2011/03 | 2015-12-09        | Mid-Ebb | Rainy             | IS8     | 12:06:14 | 3.0      | Bottom  | 3          | 1         | 21.59           | 8.16 | 30.04         | 88.9  | 6.58     | 3.2            | 4.2      |
| HKLR    | HY/2011/03 | 2015-12-09        | Mid-Ebb | Rainy             | IS8     | 12:06:28 | 3.0      | Bottom  | 3          | 2         | 21.56           | 8.16 | 30            | 87.7  | 6.5      | 3.1            | 6.3      |
| HKLR    | HY/2011/03 | 2015-12-09        | Mid-Ebb | Rainy             | IS(Mf)9 | 12:21:51 | 1.0      | Surface | 1          | 1         | 21.51           | 8.15 | 29.88         | 91    | 6.75     | 4              | 6.3      |
| HKLR    | HY/2011/03 | 2015-12-09        | Mid-Ebb | Rainy             | IS(Mf)9 | 12:22:01 | 1.0      | Surface | 1          | 2         | 21.52           | 8.15 | 29.89         | 90    | 6.67     | 3.9            | 5.2      |
| HKLR    | HY/2011/03 | 2015-12-09        | Mid-Ebb | Rainy             | IS(Mf)9 | 12:21:43 | 2.7      | Bottom  | 3          | 1         | 21.51           | 8.15 | 29.88         | 92.2  | 6.83     | 4.1            | 6.3      |
| HKLR    | HY/2011/03 | 2015-12-09        | Mid-Ebb | Rainy             | IS(Mf)9 | 12:21:55 | 2.7      | Bottom  | 3          | 2         | 21.51           | 8.15 | 29.9          | 90.1  | 6.68     | 4              | 5.7      |
| HKLR    | HY/2011/03 | 2015-12-09        | Mid-Ebb | Rainy             | IS10    | 11:15:23 | 1.0      | Surface | 1          | 1         | 18.54           | 8.19 | 35.57         | 93.1  | 7.05     | 4.4            | 4.2      |
| HKLR    | HY/2011/03 | 2015-12-09        | Mid-Ebb | Rainy             | IS10    | 11:16:07 | 1.0      | Surface | 1          | 2         | 18.55           | 8.2  | 34.98         | 93.7  | 7.12     | 4.5            | 4.7      |
| HKLR    | HY/2011/03 | 2015-12-09        | Mid-Ebb | Rainy             | IS10    | 11:15:44 | 5.6      | Middle  | 2          | 1         | 18.49           | 8.19 | 35.43         | 93.1  | 7.06     | 4.7            | 3.6      |
| HKLR    | HY/2011/03 | 2015-12-09        | Mid-Ebb | Rainy             | IS10    | 11:15:11 | 5.6      | Middle  | 2          | 2         | 18.51           | 8.19 | 35.65         | 92.4  | 7        | 4.4            | 3.8      |
| HKLR    | HY/2011/03 | 2015-12-09        | Mid-Ebb | Rainy             | IS10    | 11:15:37 | 10.1     | Bottom  | 3          | 1         | 18.47           | 8.19 | 35.48         | 92.1  | 6.99     | 4.8            | 4.9      |
| HKLR    | HY/2011/03 | 2015-12-09        | Mid-Ebb | Rainy             | IS10    | 11:14:59 | 10.1     | Bottom  | 3          | 2         | 18.48           | 8.18 | 35.71         | 92.3  | 6.99     | 4.6            | 4.4      |
| HKLR    | HY/2011/03 | 2015-12-09        | Mid-Ebb | Rainy             | SR3     | 12:56:11 | 0.7      | Middle  | 2          | 1         | 21.43           | 8.16 | 30.17         | 84.9  | 6.3      | 9.6            | 10.6     |
| HKLR    | HY/2011/03 | 2015-12-09        | Mid-Ebb | Rainy             | SR3     | 12:56:07 | 0.7      | Middle  | 2          | 2         | 21.43           | 8.16 | 30.17         | 85    | 6.3      | 9.5            | 10.4     |
| HKLR    | HY/2011/03 | 2015-12-09        | Mid-Ebb | Rainy             | SR4     | 12:14:37 | 1.0      | Surface | 1          | 1         | 21.59           | 8.17 | 29.99         | 89    | 6.59     | 3.1            | 3        |
| HKLR    | HY/2011/03 | 2015-12-09        | Mid-Ebb | Rainy             | SR4     | 12:14:49 | 1.0      | Surface | 1          | 2         | 21.57           | 8.17 | 29.98         | 87.8  | 6.5      | 3.1            | 2.9      |
| HKLR    | HY/2011/03 | 2015-12-09        | Mid-Ebb | Rainy             | SR4     | 12:14:29 | 2.7      | Bottom  | 3          | 1         | 21.57           | 8.17 | 30.08         | 87.3  | 6.46     | 3.1            | 2.8      |
| HKLR    | HY/2011/03 | 2015-12-09        | Mid-Ebb | Rainy             | SR4     | 12:14:42 | 2.7      | Bottom  | 3          | 2         | 21.56           | 8.17 | 30.05         | 87.3  | 6.46     | 3.2            | 3        |
| HKLR    | HY/2011/03 | 2015-12-09        | Mid-Ebb | Rainy             | SR5     | 11:26:59 | 1.0      | Surface | 1          | 1         | 18.54           | 8.2  | 34.57         | 92.2  | 7.02     | 4.4            | 3.9      |
| HKLR    | HY/2011/03 | 2015-12-09        | Mid-Ebb | Rainy             | SR5     | 11:27:20 | 1.0      | Surface | 1          | 2         | 18.52           | 8.2  | 34.22         | 92    | 7.02     | 4.3            | 3.8      |
| HKLR    | HY/2011/03 | 2015-12-09        | Mid-Ebb | Rainy             | SR5     | 11:27:08 | 3.8      | Bottom  | 3          | 1         | 18.5            | 8.2  | 34.45         | 91.9  | 7.01     | 4.5            | 4.9      |
| HKLR    | HY/2011/03 | 2015-12-09        | Mid-Ebb | Rainy             | SR5     | 11:26:42 | 3.8      | Bottom  | 3          | 2         | 18.46           | 8.18 | 35.19         | 92    | 6.99     | 4.6            | 3.9      |
| HKLR    | HY/2011/03 | 2015-12-09        | Mid-Ebb | Rainy             | SR10A   | 10:57:50 | 1.0      | Surface | 1          | 1         | 22.3            | 8.16 | 31.01         | 85    | 6.17     | 3.3            | 5.4      |
| HKLR    | HY/2011/03 | 2015-12-09        | Mid-Ebb | Rainy             | SR10A   | 10:58:24 | 1.0      | Surface | 1          | 2         | 22.3            | 8.16 | 31.01         | 84.8  | 6.16     | 3.2            | 3.5      |
| HKLR    | HY/2011/03 | 2015-12-09        | Mid-Ebb | Rainy             | SR10A   | 10:57:40 | 3.3      | Middle  | 2          | 1         | 22.36           | 8.16 | 31.06         | 87    | 6.31     | 3.2            | 4.2      |
| HKLR    | HY/2011/03 | 2015-12-09        | Mid-Ebb | Rainy             | SR10A   | 10:58:14 | 3.3      | Middle  | 2          | 2         | 22.38           | 8.16 | 31.07         | 84.2  | 6.1      | 3.2            | 3.3      |
| HKLR    | HY/2011/03 | 2015-12-09        | Mid-Ebb | Rainy             | SR10A   | 10:57:30 | 5.6      | Bottom  | 3          | 1         | 22.39           | 8.15 | 31.14         | 84.6  | 6.13     | 3.3            | 3.4      |
| HKLR    | HY/2011/03 | 2015-12-09        | Mid-Ebb | Rainy             | SR10A   | 10:58:08 | 5.6      | Bottom  | 3          | 2         | 22.41           | 8.16 | 31.16         | 84.7  | 6.13     | 3.2            | 3        |
| HKLR    | HY/2011/03 | 2015-12-09        | Mid-Ebb | Rainy             | SR10B   | 10:47:42 | 1.0      | Surface | 1          | 1         | 22.34           | 8.12 | 31.09         | 85.1  | 6.17     | 3.1            | 3.6      |
| HKLR    | HY/2011/03 | 2015-12-09        | Mid-Ebb | Rainy             | SR10B   | 10:47:28 | 1.0      | Surface | 1          | 2         | 22.35           | 8.11 | 31.08         | 85.7  | 6.21     | 3.2            | 3.2      |
| HKLR    | HY/2011/03 | 2015-12-09        | Mid-Ebb | Rainy             | SR10B   | 10:47:35 | 4.1      | Bottom  | 3          | 1         | 22.35           | 8.11 | 31.16         | 84.9  | 6.16     | 3.2            | 3.7      |
| HKLR    | HY/2011/03 | 2015-12-09        | Mid-Ebb | Rainy             | SR10B   | 10:47:21 | 4.1      | Bottom  | 3          | 2         | 22.37           | 8.1  | 31.16         | 85.8  | 6.22     | 3.2            | 4.8      |
| HKLR    | HY/2011/03 | 2015-12-09        | Mid-Ebb | Rainy             | CS2     | 12:56:26 | 1.0      | Surface | 1          | 1         | 18.11           | 8.21 | 29.61         | 93.5  | 7.39     | 9              | 9.2      |
| HKLR    | HY/2011/03 | 2015-12-09        | Mid-Ebb | Rainy             | CS2     | 12:57:11 | 1.0      | Surface | 1          | 2         | 18.11           | 8.22 | 29.61         | 94.5  | 7.48     | 9.2            | 9.8      |
| HKLR    | HY/2011/03 | 2015-12-09        | Mid-Ebb | Rainy             | CS2     | 12:56:18 | 4.1      | Middle  | 2          | 1         | 18.12           | 8.21 | 29.7          | 93.5  | 7.38     | 9              | 9.3      |
| HKLR    | HY/2011/03 | 2015-12-09        | Mid-Ebb | Rainy             | CS2     | 12:56:50 | 4.1      | Middle  | 2          | 2         | 18.12           | 8.22 | 29.61         | 93.6  | 7.4      | 9.2            | 9.4      |
| HKLR    | HY/2011/03 | 2015-12-09        | Mid-Ebb | Rainy             | CS2     | 12:56:38 | 7.2      | Bottom  | 3          | 1         | 18.12           | 8.22 | 29.59         | 93.6  | 7.4      | 9.3            | 8.7      |
| HKLR    | HY/2011/03 | 2015-12-09        | Mid-Ebb | Rainy             | CS2     | 12:56:07 | 7.2      | Bottom  | 3          | 2         | 18.12           | 8.2  | 29.96         | 93.3  | 7.38     | 9.3            | 9.4      |
| HKLR    | HY/2011/03 | 2015-12-09        | Mid-Ebb | Rainy             | CS(Mf)5 | 11:32:33 | 1.0      | Surface | 1          | 1         | 22.29           | 8.18 | 31.05         | 84.6  | 6.14     | 3.4            | 4        |
| HKLR    | HY/2011/03 | 2015-12-09        | Mid-Ebb | Rainy             | CS(Mf)5 | 11:33:16 | 1.0      | Surface | 1          | 2         | 22.28           | 8.19 | 31.06         | 84.9  | 6.17     | 3.5            | 3.1      |



## Water Quality Monitoring Data

| Project | Works      | Date (yyyy-mm-dd) | Tide      | Weather Condition | Station | Time     | Depth, m | Level   | Level_Code | Replicate | Temperature, °C | pH   | Salinity, ppt | DO, % | DO, mg/L | Turbidity, NTU | SS, mg/L |
|---------|------------|-------------------|-----------|-------------------|---------|----------|----------|---------|------------|-----------|-----------------|------|---------------|-------|----------|----------------|----------|
| HKLR    | HY/2011/03 | 2015-12-09        | Mid-Ebb   | Rainy             | CS(Mf)5 | 11:33:00 | 6.4      | Middle  | 2          | 1         | 22.41           | 8.18 | 31.22         | 84.1  | 6.09     | 3.7            | 3.7      |
| HKLR    | HY/2011/03 | 2015-12-09        | Mid-Ebb   | Rainy             | CS(Mf)5 | 11:32:19 | 6.4      | Middle  | 2          | 2         | 22.41           | 8.18 | 31.19         | 83.6  | 6.05     | 3.9            | 2.5      |
| HKLR    | HY/2011/03 | 2015-12-09        | Mid-Ebb   | Rainy             | CS(Mf)5 | 11:32:10 | 11.8     | Bottom  | 3          | 1         | 22.38           | 8.18 | 31.19         | 84.2  | 6.1      | 3.7            | 2.8      |
| HKLR    | HY/2011/03 | 2015-12-09        | Mid-Ebb   | Rainy             | CS(Mf)5 | 11:32:52 | 11.8     | Bottom  | 3          | 2         | 22.41           | 8.18 | 31.23         | 84    | 6.08     | 3.8            | 3        |
| HKLR    | HY/2011/03 | 2015-12-09        | Mid-Flood | Rainy             | IS5     | 16:01:24 | 1.0      | Surface | 1          | 1         | 21.41           | 8.13 | 28.35         | 84    | 6.3      | 8.6            | 5        |
| HKLR    | HY/2011/03 | 2015-12-09        | Mid-Flood | Rainy             | IS5     | 16:01:49 | 1.0      | Surface | 1          | 2         | 21.41           | 8.13 | 28.4          | 84.6  | 6.34     | 8.3            | 4.6      |
| HKLR    | HY/2011/03 | 2015-12-09        | Mid-Flood | Rainy             | IS5     | 16:01:16 | 4.3      | Middle  | 2          | 1         | 21.45           | 8.12 | 28.47         | 83.6  | 6.26     | 8.6            | 5.4      |
| HKLR    | HY/2011/03 | 2015-12-09        | Mid-Flood | Rainy             | IS5     | 16:01:41 | 4.3      | Middle  | 2          | 2         | 21.46           | 8.13 | 28.54         | 84.1  | 6.29     | 8.7            | 5.4      |
| HKLR    | HY/2011/03 | 2015-12-09        | Mid-Flood | Rainy             | IS5     | 16:01:33 | 7.6      | Bottom  | 3          | 1         | 21.43           | 8.12 | 28.52         | 84.1  | 6.29     | 8.7            | 6.2      |
| HKLR    | HY/2011/03 | 2015-12-09        | Mid-Flood | Rainy             | IS5     | 16:01:07 | 7.6      | Bottom  | 3          | 2         | 21.44           | 8.12 | 28.51         | 84    | 6.29     | 8.8            | 6.3      |
| HKLR    | HY/2011/03 | 2015-12-09        | Mid-Flood | Rainy             | IS(Mf)6 | 16:09:10 | 1.0      | Surface | 1          | 1         | 21.33           | 8.13 | 28.77         | 87.4  | 6.55     | 4.6            | 2.9      |
| HKLR    | HY/2011/03 | 2015-12-09        | Mid-Flood | Rainy             | IS(Mf)6 | 16:09:28 | 1.0      | Surface | 1          | 2         | 21.3            | 8.13 | 28.77         | 86.6  | 6.49     | 4.5            | 4.4      |
| HKLR    | HY/2011/03 | 2015-12-09        | Mid-Flood | Rainy             | IS(Mf)6 | 16:09:17 | 2.2      | Bottom  | 3          | 1         | 21.33           | 8.13 | 28.81         | 87.1  | 6.52     | 4.7            | 2.9      |
| HKLR    | HY/2011/03 | 2015-12-09        | Mid-Flood | Rainy             | IS(Mf)6 | 16:09:04 | 2.2      | Bottom  | 3          | 2         | 21.35           | 8.13 | 28.8          | 87.6  | 6.55     | 4.8            | 3.9      |
| HKLR    | HY/2011/03 | 2015-12-09        | Mid-Flood | Rainy             | IS7     | 16:17:26 | 1.0      | Surface | 1          | 1         | 21.33           | 8.14 | 28.82         | 86.2  | 6.45     | 4.3            | 4        |
| HKLR    | HY/2011/03 | 2015-12-09        | Mid-Flood | Rainy             | IS7     | 16:17:38 | 1.0      | Surface | 1          | 2         | 21.35           | 8.14 | 28.85         | 86.5  | 6.47     | 4.3            | 3.1      |
| HKLR    | HY/2011/03 | 2015-12-09        | Mid-Flood | Rainy             | IS7     | 16:17:19 | 2.3      | Bottom  | 3          | 1         | 21.34           | 8.14 | 28.86         | 86.1  | 6.44     | 4.4            | 3.5      |
| HKLR    | HY/2011/03 | 2015-12-09        | Mid-Flood | Rainy             | IS7     | 16:17:31 | 2.3      | Bottom  | 3          | 2         | 21.34           | 8.14 | 28.87         | 86.4  | 6.46     | 4.4            | 2.5      |
| HKLR    | HY/2011/03 | 2015-12-09        | Mid-Flood | Rainy             | IS8     | 16:41:35 | 1.0      | Surface | 1          | 1         | 21.78           | 8.16 | 29.75         | 84.9  | 6.27     | 11.5           | 2.5      |
| HKLR    | HY/2011/03 | 2015-12-09        | Mid-Flood | Rainy             | IS8     | 16:42:01 | 1.0      | Surface | 1          | 2         | 21.58           | 8.17 | 29.48         | 84.9  | 6.31     | 11.8           | 2.8      |
| HKLR    | HY/2011/03 | 2015-12-09        | Mid-Flood | Rainy             | IS8     | 16:41:43 | 3.1      | Bottom  | 3          | 1         | 21.8            | 8.16 | 29.8          | 84.6  | 6.24     | 11.6           | 4.2      |
| HKLR    | HY/2011/03 | 2015-12-09        | Mid-Flood | Rainy             | IS8     | 16:41:25 | 3.1      | Bottom  | 3          | 2         | 21.66           | 8.16 | 29.7          | 85.8  | 6.35     | 11.3           | 2.8      |
| HKLR    | HY/2011/03 | 2015-12-09        | Mid-Flood | Rainy             | IS(Mf)9 | 16:25:20 | 1.0      | Surface | 1          | 1         | 21.7            | 8.15 | 29.48         | 85.5  | 6.34     | 10.2           | 6        |
| HKLR    | HY/2011/03 | 2015-12-09        | Mid-Flood | Rainy             | IS(Mf)9 | 16:25:06 | 1.0      | Surface | 1          | 2         | 21.72           | 8.15 | 29.47         | 85.9  | 6.36     | 10.6           | 5.2      |
| HKLR    | HY/2011/03 | 2015-12-09        | Mid-Flood | Rainy             | IS(Mf)9 | 16:25:00 | 2.6      | Bottom  | 3          | 1         | 21.72           | 8.14 | 29.57         | 86.1  | 6.37     | 10.1           | 5.2      |
| HKLR    | HY/2011/03 | 2015-12-09        | Mid-Flood | Rainy             | IS(Mf)9 | 16:25:11 | 2.6      | Bottom  | 3          | 2         | 21.7            | 8.15 | 29.56         | 85.7  | 6.34     | 10.8           | 5.4      |
| HKLR    | HY/2011/03 | 2015-12-09        | Mid-Flood | Rainy             | IS10    | 16:46:18 | 1.0      | Surface | 1          | 1         | 18.55           | 8.18 | 29.48         | 93    | 7.29     | 6.5            | 4.4      |
| HKLR    | HY/2011/03 | 2015-12-09        | Mid-Flood | Rainy             | IS10    | 16:45:53 | 1.0      | Surface | 1          | 2         | 18.61           | 8.17 | 29.72         | 93.1  | 7.28     | 6.3            | 4.1      |
| HKLR    | HY/2011/03 | 2015-12-09        | Mid-Flood | Rainy             | IS10    | 16:46:08 | 5.7      | Middle  | 2          | 1         | 18.61           | 8.18 | 29.73         | 92.9  | 7.28     | 6.5            | 4        |
| HKLR    | HY/2011/03 | 2015-12-09        | Mid-Flood | Rainy             | IS10    | 16:45:47 | 5.7      | Middle  | 2          | 2         | 18.62           | 8.16 | 29.87         | 93    | 7.27     | 6.3            | 4.1      |
| HKLR    | HY/2011/03 | 2015-12-09        | Mid-Flood | Rainy             | IS10    | 16:45:42 | 10.4     | Bottom  | 3          | 1         | 18.62           | 8.15 | 30.03         | 92.1  | 7.21     | 6.6            | 4.1      |
| HKLR    | HY/2011/03 | 2015-12-09        | Mid-Flood | Rainy             | IS10    | 16:46:00 | 10.4     | Bottom  | 3          | 2         | 18.59           | 8.17 | 29.73         | 92.5  | 7.25     | 6.5            | 4        |
| HKLR    | HY/2011/03 | 2015-12-09        | Mid-Flood | Rainy             | SR3     | 15:51:21 | 0.8      | Middle  | 2          | 1         | 21.34           | 8.02 | 27.9          | 86.2  | 6.49     | 6.5            | 8        |
| HKLR    | HY/2011/03 | 2015-12-09        | Mid-Flood | Rainy             | SR3     | 15:51:26 | 0.8      | Middle  | 2          | 2         | 21.34           | 8.03 | 27.92         | 85.8  | 6.45     | 6.7            | 8.6      |
| HKLR    | HY/2011/03 | 2015-12-09        | Mid-Flood | Rainy             | SR4     | 16:33:58 | 1.0      | Surface | 1          | 1         | 21.55           | 8.16 | 29.35         | 86.9  | 6.46     | 9.8            | 3.9      |
| HKLR    | HY/2011/03 | 2015-12-09        | Mid-Flood | Rainy             | SR4     | 16:34:11 | 1.0      | Surface | 1          | 2         | 21.53           | 8.16 | 29.35         | 86.7  | 6.44     | 9.9            | 2.9      |
| HKLR    | HY/2011/03 | 2015-12-09        | Mid-Flood | Rainy             | SR4     | 16:34:03 | 2.8      | Bottom  | 3          | 1         | 21.54           | 8.16 | 29.47         | 87    | 6.46     | 10.5           | 3.3      |
| HKLR    | HY/2011/03 | 2015-12-09        | Mid-Flood | Rainy             | SR4     | 16:33:51 | 2.8      | Bottom  | 3          | 2         | 21.6            | 8.16 | 29.52         | 87.5  | 6.49     | 10.6           | 2.9      |
| HKLR    | HY/2011/03 | 2015-12-09        | Mid-Flood | Rainy             | SR5     | 16:40:42 | 1.0      | Surface | 1          | 1         | 18.59           | 8.16 | 30.34         | 92.3  | 7.2      | 6.3            | 3.5      |
| HKLR    | HY/2011/03 | 2015-12-09        | Mid-Flood | Rainy             | SR5     | 16:40:58 | 1.0      | Surface | 1          | 2         | 18.59           | 8.17 | 29.96         | 91.8  | 7.17     | 6.3            | 5        |
| HKLR    | HY/2011/03 | 2015-12-09        | Mid-Flood | Rainy             | SR5     | 16:40:50 | 4.1      | Bottom  | 3          | 1         | 18.6            | 8.16 | 30.23         | 91.6  | 7.17     | 6.7            | 3.8      |
| HKLR    | HY/2011/03 | 2015-12-09        | Mid-Flood | Rainy             | SR5     | 16:40:33 | 4.1      | Bottom  | 3          | 2         | 18.59           | 8.16 | 30.55         | 91.8  | 7.17     | 6.4            | 3.9      |
| HKLR    | HY/2011/03 | 2015-12-09        | Mid-Flood | Rainy             | SR10A   | 18:02:25 | 1.0      | Surface | 1          | 1         | 22.29           | 8.22 | 31.17         | 85.1  | 6.18     | 6.8            | 5.3      |
| HKLR    | HY/2011/03 | 2015-12-09        | Mid-Flood | Rainy             | SR10A   | 18:01:58 | 1.0      | Surface | 1          | 2         | 22.29           | 8.22 | 31.17         | 85.4  | 6.2      | 6.8            | 5        |
| HKLR    | HY/2011/03 | 2015-12-09        | Mid-Flood | Rainy             | SR10A   | 18:02:18 | 3.3      | Middle  | 2          | 1         | 22.29           | 8.22 | 31.18         | 85.1  | 6.18     | 6.6            | 5.1      |
| HKLR    | HY/2011/03 | 2015-12-09        | Mid-Flood | Rainy             | SR10A   | 18:01:51 | 3.3      | Middle  | 2          | 2         | 22.29           | 8.21 | 31.18         | 84.8  | 6.16     | 6.5            | 6        |
| HKLR    | HY/2011/03 | 2015-12-09        | Mid-Flood | Rainy             | SR10A   | 18:01:37 | 5.6      | Bottom  | 3          | 1         | 22.29           | 8.21 | 31.18         | 85.1  | 6.17     | 6.7            | 6.9      |
| HKLR    | HY/2011/03 | 2015-12-09        | Mid-Flood | Rainy             | SR10A   | 18:02:08 | 5.6      | Bottom  | 3          | 2         | 22.29           | 8.22 | 31.18         | 85.2  | 6.18     | 6.8            | 7.2      |
| HKLR    | HY/2011/03 | 2015-12-09        | Mid-Flood | Rainy             | SR10B   | 18:11:43 | 1.0      | Surface | 1          | 1         | 22.29           | 8.22 | 31.18         | 84.9  | 6.16     | 6.4            | 6.3      |
| HKLR    | HY/2011/03 | 2015-12-09        | Mid-Flood | Rainy             | SR10B   | 18:11:27 | 1.0      | Surface | 1          | 2         | 22.29           | 8.22 | 31.18         | 85.1  | 6.18     | 6.4            | 5.9      |
| HKLR    | HY/2011/03 | 2015-12-09        | Mid-Flood | Rainy             | SR10B   | 18:11:36 | 4.6      | Bottom  | 3          | 1         | 22.29           | 8.22 | 31.19         | 85    | 6.17     | 6.6            | 6.8      |
| HKLR    | HY/2011/03 | 2015-12-09        | Mid-Flood | Rainy             | SR10B   | 18:11:19 | 4.6      | Bottom  | 3          | 2         | 22.29           | 8.22 | 31.18         | 85.3  | 6.19     | 6.2            | 7        |

## Water Quality Monitoring Data

| Project | Works      | Date (yyyy-mm-dd) | Tide      | Weather Condition | Station | Time     | Depth, m | Level   | Level_Code | Replicate | Temperature, °C | pH   | Salinity, ppt | DO, % | DO, mg/L | Turbidity, NTU | SS, mg/L |
|---------|------------|-------------------|-----------|-------------------|---------|----------|----------|---------|------------|-----------|-----------------|------|---------------|-------|----------|----------------|----------|
| HKLR    | HY/2011/03 | 2015-12-09        | Mid-Flood | Rainy             | CS2     | 15:33:23 | 1.0      | Surface | 1          | 1         | 18.03           | 8    | 35.44         | 95.6  | 7.31     | 7.6            | 5.9      |
| HKLR    | HY/2011/03 | 2015-12-09        | Mid-Flood | Rainy             | CS2     | 15:32:54 | 1.0      | Surface | 1          | 2         | 18.02           | 7.87 | 35.16         | 103.1 | 7.94     | 7.5            | 5.9      |
| HKLR    | HY/2011/03 | 2015-12-09        | Mid-Flood | Rainy             | CS2     | 15:32:44 | 4.0      | Middle  | 2          | 1         | 18.03           | 7.78 | 34.98         | 97.7  | 7.5      | 7.7            | 4.8      |
| HKLR    | HY/2011/03 | 2015-12-09        | Mid-Flood | Rainy             | CS2     | 15:33:13 | 4.0      | Middle  | 2          | 2         | 18.04           | 7.97 | 35.49         | 95.2  | 7.29     | 7.7            | 4.5      |
| HKLR    | HY/2011/03 | 2015-12-09        | Mid-Flood | Rainy             | CS2     | 15:32:33 | 7.0      | Bottom  | 3          | 1         | 18.02           | 7.63 | 34.39         | 96.3  | 7.39     | 7.8            | 5.7      |
| HKLR    | HY/2011/03 | 2015-12-09        | Mid-Flood | Rainy             | CS2     | 15:33:08 | 7.0      | Bottom  | 3          | 2         | 18.04           | 7.95 | 35.46         | 95    | 7.27     | 7.7            | 4.9      |
| HKLR    | HY/2011/03 | 2015-12-09        | Mid-Flood | Rainy             | CS(Mf)5 | 17:22:59 | 1.0      | Surface | 1          | 1         | 22.28           | 8.21 | 31.15         | 87.1  | 6.32     | 5.5            | 5.4      |
| HKLR    | HY/2011/03 | 2015-12-09        | Mid-Flood | Rainy             | CS(Mf)5 | 17:22:28 | 1.0      | Surface | 1          | 2         | 22.28           | 8.21 | 31.13         | 87.8  | 6.38     | 5.3            | 4.9      |
| HKLR    | HY/2011/03 | 2015-12-09        | Mid-Flood | Rainy             | CS(Mf)5 | 17:22:17 | 6.3      | Middle  | 2          | 1         | 22.28           | 8.21 | 31.13         | 87    | 6.32     | 6.5            | 5.4      |
| HKLR    | HY/2011/03 | 2015-12-09        | Mid-Flood | Rainy             | CS(Mf)5 | 17:22:49 | 6.3      | Middle  | 2          | 2         | 22.3            | 8.21 | 31.15         | 87.8  | 6.37     | 6.4            | 4.8      |
| HKLR    | HY/2011/03 | 2015-12-09        | Mid-Flood | Rainy             | CS(Mf)5 | 17:22:08 | 11.6     | Bottom  | 3          | 1         | 22.28           | 8.21 | 31.14         | 85.4  | 6.2      | 6.5            | 6.2      |
| HKLR    | HY/2011/03 | 2015-12-09        | Mid-Flood | Rainy             | CS(Mf)5 | 17:22:39 | 11.6     | Bottom  | 3          | 2         | 22.29           | 8.21 | 31.15         | 84.9  | 6.16     | 6.6            | 7        |
| HKLR    | HY/2011/03 | 2015-12-11        | Mid-Ebb   | Sunny             | IS5     | 11:41:12 | 1.0      | Surface | 1          | 1         | 21.45           | 8.17 | 30.63         | 83.7  | 6.19     | 7.9            | 9.6      |
| HKLR    | HY/2011/03 | 2015-12-11        | Mid-Ebb   | Sunny             | IS5     | 11:40:34 | 1.0      | Surface | 1          | 2         | 21.44           | 8.17 | 30.62         | 83.5  | 6.17     | 8.8            | 10       |
| HKLR    | HY/2011/03 | 2015-12-11        | Mid-Ebb   | Sunny             | IS5     | 11:40:59 | 4.4      | Middle  | 2          | 1         | 21.41           | 8.17 | 30.64         | 82.8  | 6.12     | 9.9            | 10.1     |
| HKLR    | HY/2011/03 | 2015-12-11        | Mid-Ebb   | Sunny             | IS5     | 11:40:21 | 4.4      | Middle  | 2          | 2         | 21.41           | 8.18 | 30.63         | 83.1  | 6.15     | 9.7            | 10.9     |
| HKLR    | HY/2011/03 | 2015-12-11        | Mid-Ebb   | Sunny             | IS5     | 11:40:12 | 7.8      | Bottom  | 3          | 1         | 21.41           | 8.18 | 30.62         | 83.5  | 6.18     | 9.3            | 9        |
| HKLR    | HY/2011/03 | 2015-12-11        | Mid-Ebb   | Sunny             | IS5     | 11:40:51 | 7.8      | Bottom  | 3          | 2         | 21.41           | 8.17 | 30.64         | 82.9  | 6.13     | 10             | 9.4      |
| HKLR    | HY/2011/03 | 2015-12-11        | Mid-Ebb   | Sunny             | IS(Mf)6 | 11:50:36 | 1.0      | Surface | 1          | 1         | 21.46           | 8.16 | 30.58         | 84.5  | 6.25     | 7.3            | 6.9      |
| HKLR    | HY/2011/03 | 2015-12-11        | Mid-Ebb   | Sunny             | IS(Mf)6 | 11:50:23 | 1.0      | Surface | 1          | 2         | 21.46           | 8.16 | 30.57         | 84.9  | 6.28     | 7.4            | 6.5      |
| HKLR    | HY/2011/03 | 2015-12-11        | Mid-Ebb   | Sunny             | IS(Mf)6 | 11:50:27 | 2.2      | Bottom  | 3          | 1         | 21.43           | 8.16 | 30.58         | 84.6  | 6.26     | 7.4            | 6.1      |
| HKLR    | HY/2011/03 | 2015-12-11        | Mid-Ebb   | Sunny             | IS(Mf)6 | 11:50:12 | 2.2      | Bottom  | 3          | 2         | 21.43           | 8.16 | 30.57         | 85.1  | 6.3      | 7.4            | 6.5      |
| HKLR    | HY/2011/03 | 2015-12-11        | Mid-Ebb   | Sunny             | IS7     | 11:58:33 | 1.0      | Surface | 1          | 1         | 21.45           | 8.16 | 30.59         | 84.1  | 6.22     | 7.8            | 6.1      |
| HKLR    | HY/2011/03 | 2015-12-11        | Mid-Ebb   | Sunny             | IS7     | 11:58:51 | 1.0      | Surface | 1          | 2         | 21.5            | 8.16 | 30.58         | 83.9  | 6.2      | 7.8            | 6        |
| HKLR    | HY/2011/03 | 2015-12-11        | Mid-Ebb   | Sunny             | IS7     | 11:58:39 | 2.4      | Bottom  | 3          | 1         | 21.46           | 8.16 | 30.59         | 84.1  | 6.22     | 7.7            | 8        |
| HKLR    | HY/2011/03 | 2015-12-11        | Mid-Ebb   | Sunny             | IS7     | 11:58:23 | 2.4      | Bottom  | 3          | 2         | 21.42           | 8.16 | 30.6          | 83.4  | 6.17     | 8.3            | 9.1      |
| HKLR    | HY/2011/03 | 2015-12-11        | Mid-Ebb   | Sunny             | IS8     | 12:31:51 | 1.0      | Surface | 1          | 1         | 21.61           | 8.18 | 30.83         | 86.3  | 6.35     | 6              | 5.7      |
| HKLR    | HY/2011/03 | 2015-12-11        | Mid-Ebb   | Sunny             | IS8     | 12:32:02 | 1.0      | Surface | 1          | 2         | 21.62           | 8.18 | 30.82         | 86.5  | 6.37     | 5.9            | 5.4      |
| HKLR    | HY/2011/03 | 2015-12-11        | Mid-Ebb   | Sunny             | IS8     | 12:31:42 | 2.8      | Bottom  | 3          | 1         | 21.62           | 8.18 | 30.89         | 86.2  | 6.34     | 5.6            | 7        |
| HKLR    | HY/2011/03 | 2015-12-11        | Mid-Ebb   | Sunny             | IS8     | 12:31:56 | 2.8      | Bottom  | 3          | 2         | 21.61           | 8.18 | 30.89         | 86.4  | 6.36     | 5.9            | 6.6      |
| HKLR    | HY/2011/03 | 2015-12-11        | Mid-Ebb   | Sunny             | IS(Mf)9 | 12:08:55 | 1.0      | Surface | 1          | 1         | 21.71           | 8.17 | 30.65         | 87.3  | 6.42     | 4.5            | 3.6      |
| HKLR    | HY/2011/03 | 2015-12-11        | Mid-Ebb   | Sunny             | IS(Mf)9 | 12:09:07 | 1.0      | Surface | 1          | 2         | 21.73           | 8.17 | 30.67         | 87.1  | 6.41     | 4.6            | 3.5      |
| HKLR    | HY/2011/03 | 2015-12-11        | Mid-Ebb   | Sunny             | IS(Mf)9 | 12:09:01 | 2.5      | Bottom  | 3          | 1         | 21.72           | 8.17 | 30.72         | 87.1  | 6.4      | 4.6            | 3.6      |
| HKLR    | HY/2011/03 | 2015-12-11        | Mid-Ebb   | Sunny             | IS(Mf)9 | 12:08:46 | 2.5      | Bottom  | 3          | 2         | 21.68           | 8.17 | 30.69         | 87.4  | 6.43     | 4.5            | 3.9      |
| HKLR    | HY/2011/03 | 2015-12-11        | Mid-Ebb   | Sunny             | IS10    | 12:49:08 | 1.0      | Surface | 1          | 1         | 18.22           | 8.2  | 28.28         | 93    | 7.36     | 5.7            | 4.8      |
| HKLR    | HY/2011/03 | 2015-12-11        | Mid-Ebb   | Sunny             | IS10    | 12:48:26 | 1.0      | Surface | 1          | 2         | 18.22           | 8.2  | 28.13         | 93.8  | 7.41     | 5.9            | 4.6      |
| HKLR    | HY/2011/03 | 2015-12-11        | Mid-Ebb   | Sunny             | IS10    | 12:48:55 | 5.3      | Middle  | 2          | 1         | 18.24           | 8.19 | 29.14         | 92.1  | 7.33     | 6.2            | 7.1      |
| HKLR    | HY/2011/03 | 2015-12-11        | Mid-Ebb   | Sunny             | IS10    | 12:48:17 | 5.3      | Middle  | 2          | 2         | 18.24           | 8.19 | 29.3          | 92.4  | 7.32     | 6.5            | 7.8      |
| HKLR    | HY/2011/03 | 2015-12-11        | Mid-Ebb   | Sunny             | IS10    | 12:48:43 | 9.5      | Bottom  | 3          | 1         | 18.26           | 8.18 | 29.19         | 91.9  | 7.27     | 6.5            | 6.4      |
| HKLR    | HY/2011/03 | 2015-12-11        | Mid-Ebb   | Sunny             | IS10    | 12:48:08 | 9.5      | Bottom  | 3          | 2         | 18.25           | 8.19 | 29.37         | 91.9  | 7.31     | 6.6            | 6.5      |
| HKLR    | HY/2011/03 | 2015-12-11        | Mid-Ebb   | Sunny             | SR3     | 11:26:21 | 0.8      | Middle  | 2          | 1         | 21.46           | 8.22 | 30.48         | 85.5  | 6.32     | 8.4            | 9.8      |
| HKLR    | HY/2011/03 | 2015-12-11        | Mid-Ebb   | Sunny             | SR3     | 11:26:13 | 0.8      | Middle  | 2          | 2         | 21.46           | 8.23 | 30.48         | 85.8  | 6.35     | 8.3            | 10.9     |
| HKLR    | HY/2011/03 | 2015-12-11        | Mid-Ebb   | Sunny             | SR4     | 12:20:44 | 1.0      | Surface | 1          | 1         | 21.6            | 8.18 | 30.81         | 86.8  | 6.39     | 5.6            | 5.2      |
| HKLR    | HY/2011/03 | 2015-12-11        | Mid-Ebb   | Sunny             | SR4     | 12:20:25 | 1.0      | Surface | 1          | 2         | 21.61           | 8.18 | 30.83         | 87    | 6.4      | 5.8            | 5.4      |
| HKLR    | HY/2011/03 | 2015-12-11        | Mid-Ebb   | Sunny             | SR4     | 12:20:35 | 2.8      | Bottom  | 3          | 1         | 21.62           | 8.18 | 30.92         | 87    | 6.4      | 5.6            | 5.3      |
| HKLR    | HY/2011/03 | 2015-12-11        | Mid-Ebb   | Sunny             | SR4     | 12:20:16 | 2.8      | Bottom  | 3          | 2         | 21.62           | 8.17 | 30.91         | 87.1  | 6.41     | 5.7            | 4.7      |
| HKLR    | HY/2011/03 | 2015-12-11        | Mid-Ebb   | Sunny             | SR5     | 12:36:11 | 1.0      | Surface | 1          | 1         | 18.23           | 8.19 | 28.75         | 94.3  | 7.48     | 5.4            | 3.6      |
| HKLR    | HY/2011/03 | 2015-12-11        | Mid-Ebb   | Sunny             | SR5     | 12:36:27 | 1.0      | Surface | 1          | 2         | 18.22           | 8.19 | 28.25         | 94    | 7.48     | 5.4            | 4.8      |
| HKLR    | HY/2011/03 | 2015-12-11        | Mid-Ebb   | Sunny             | SR5     | 12:36:04 | 3.8      | Bottom  | 3          | 1         | 18.24           | 8.18 | 29.27         | 95.7  | 7.57     | 5.6            | 4.7      |
| HKLR    | HY/2011/03 | 2015-12-11        | Mid-Ebb   | Sunny             | SR5     | 12:36:19 | 3.8      | Bottom  | 3          | 2         | 18.24           | 8.18 | 29.11         | 93.4  | 7.39     | 5.4            | 4.1      |
| HKLR    | HY/2011/03 | 2015-12-11        | Mid-Ebb   | Sunny             | SR10A   | 13:46:17 | 1.0      | Surface | 1          | 1         | 22.09           | 8.19 | 31.1          | 85.6  | 6.24     | 4.6            | 3.6      |
| HKLR    | HY/2011/03 | 2015-12-11        | Mid-Ebb   | Sunny             | SR10A   | 13:45:38 | 1.0      | Surface | 1          | 2         | 21.94           | 8.2  | 31.16         | 85    | 6.21     | 4.8            | 2.6      |

## Water Quality Monitoring Data

| Project | Works      | Date (yyyy-mm-dd) | Tide      | Weather Condition | Station | Time     | Depth, m | Level   | Level_Code | Replicate | Temperature, °C | pH   | Salinity, ppt | DO, % | DO, mg/L | Turbidity, NTU | SS, mg/L |
|---------|------------|-------------------|-----------|-------------------|---------|----------|----------|---------|------------|-----------|-----------------|------|---------------|-------|----------|----------------|----------|
| HKLR    | HY/2011/03 | 2015-12-11        | Mid-Ebb   | Sunny             | SR10A   | 13:46:05 | 3.3      | Middle  | 2          | 1         | 21.94           | 8.19 | 31.32         | 84.3  | 6.15     | 4.8            | 4.5      |
| HKLR    | HY/2011/03 | 2015-12-11        | Mid-Ebb   | Sunny             | SR10A   | 13:45:26 | 3.3      | Middle  | 2          | 2         | 21.94           | 8.19 | 31.31         | 84.7  | 6.18     | 4.7            | 5        |
| HKLR    | HY/2011/03 | 2015-12-11        | Mid-Ebb   | Sunny             | SR10A   | 13:45:50 | 5.5      | Bottom  | 3          | 1         | 22.03           | 8.19 | 31.44         | 85.2  | 6.2      | 4.6            | 5.2      |
| HKLR    | HY/2011/03 | 2015-12-11        | Mid-Ebb   | Sunny             | SR10A   | 13:45:16 | 5.5      | Bottom  | 3          | 2         | 22.03           | 8.19 | 31.45         | 85.7  | 6.24     | 5              | 5.9      |
| HKLR    | HY/2011/03 | 2015-12-11        | Mid-Ebb   | Sunny             | SR10B   | 13:56:25 | 1.0      | Surface | 1          | 1         | 21.87           | 8.2  | 31.23         | 86    | 6.29     | 4.9            | 5.2      |
| HKLR    | HY/2011/03 | 2015-12-11        | Mid-Ebb   | Sunny             | SR10B   | 13:56:42 | 1.0      | Surface | 1          | 2         | 21.92           | 8.2  | 31.19         | 86.1  | 6.29     | 4.9            | 4.9      |
| HKLR    | HY/2011/03 | 2015-12-11        | Mid-Ebb   | Sunny             | SR10B   | 13:56:18 | 3.6      | Bottom  | 3          | 1         | 21.86           | 8.19 | 31.27         | 86.2  | 6.3      | 5              | 4.3      |
| HKLR    | HY/2011/03 | 2015-12-11        | Mid-Ebb   | Sunny             | SR10B   | 13:56:31 | 3.6      | Bottom  | 3          | 2         | 21.88           | 8.19 | 31.25         | 85.8  | 6.27     | 4.9            | 4.2      |
| HKLR    | HY/2011/03 | 2015-12-11        | Mid-Ebb   | Sunny             | CS2     | 11:22:38 | 1.0      | Surface | 1          | 1         | 18.2            | 8.25 | 31.34         | 95.9  | 7.42     | 5.5            | 5        |
| HKLR    | HY/2011/03 | 2015-12-11        | Mid-Ebb   | Sunny             | CS2     | 11:22:08 | 1.0      | Surface | 1          | 2         | 18.18           | 8.28 | 32.43         | 98.3  | 7.5      | 5.5            | 4.9      |
| HKLR    | HY/2011/03 | 2015-12-11        | Mid-Ebb   | Sunny             | CS2     | 11:22:27 | 4.0      | Middle  | 2          | 1         | 18.13           | 8.25 | 33.15         | 95.7  | 7.33     | 6.1            | 5        |
| HKLR    | HY/2011/03 | 2015-12-11        | Mid-Ebb   | Sunny             | CS2     | 11:21:58 | 4.0      | Middle  | 2          | 2         | 18.14           | 8.28 | 34.8          | 95.3  | 7.33     | 5.8            | 5.5      |
| HKLR    | HY/2011/03 | 2015-12-11        | Mid-Ebb   | Sunny             | CS2     | 11:22:18 | 6.9      | Bottom  | 3          | 1         | 18.15           | 8.25 | 34.85         | 93.7  | 7.25     | 5.9            | 4.8      |
| HKLR    | HY/2011/03 | 2015-12-11        | Mid-Ebb   | Sunny             | CS2     | 11:21:26 | 6.9      | Bottom  | 3          | 2         | 18.14           | 8.35 | 35.59         | 94.4  | 7.23     | 5.8            | 5.6      |
| HKLR    | HY/2011/03 | 2015-12-11        | Mid-Ebb   | Sunny             | CS(Mf)5 | 13:10:52 | 1.0      | Surface | 1          | 1         | 21.97           | 8.2  | 31.16         | 85.6  | 6.25     | 4.5            | 4.3      |
| HKLR    | HY/2011/03 | 2015-12-11        | Mid-Ebb   | Sunny             | CS(Mf)5 | 13:11:35 | 1.0      | Surface | 1          | 2         | 22.07           | 8.2  | 31.15         | 85.2  | 6.21     | 4.7            | 4.8      |
| HKLR    | HY/2011/03 | 2015-12-11        | Mid-Ebb   | Sunny             | CS(Mf)5 | 13:10:39 | 6.7      | Middle  | 2          | 1         | 22.11           | 8.19 | 31.42         | 85.1  | 6.19     | 4.6            | 4.3      |
| HKLR    | HY/2011/03 | 2015-12-11        | Mid-Ebb   | Sunny             | CS(Mf)5 | 13:11:16 | 6.7      | Middle  | 2          | 2         | 22.13           | 8.19 | 31.45         | 83.9  | 6.1      | 4.6            | 4.6      |
| HKLR    | HY/2011/03 | 2015-12-11        | Mid-Ebb   | Sunny             | CS(Mf)5 | 13:10:33 | 12.3     | Bottom  | 3          | 1         | 22.06           | 8.19 | 31.4          | 85.5  | 6.22     | 4.6            | 5.6      |
| HKLR    | HY/2011/03 | 2015-12-11        | Mid-Ebb   | Sunny             | CS(Mf)5 | 13:11:09 | 12.3     | Bottom  | 3          | 2         | 22.12           | 8.19 | 31.44         | 84.8  | 6.16     | 4.7            | 5.9      |
| HKLR    | HY/2011/03 | 2015-12-11        | Mid-Flood | Sunny             | IS5     | 08:32:48 | 1.0      | Surface | 1          | 1         | 21.35           | 8.16 | 30.41         | 83.8  | 6.21     | 7.2            | 6        |
| HKLR    | HY/2011/03 | 2015-12-11        | Mid-Flood | Sunny             | IS5     | 08:33:15 | 1.0      | Surface | 1          | 2         | 21.34           | 8.16 | 30.42         | 83.4  | 6.18     | 6.9            | 7.1      |
| HKLR    | HY/2011/03 | 2015-12-11        | Mid-Flood | Sunny             | IS5     | 08:33:03 | 4.3      | Middle  | 2          | 1         | 21.36           | 8.16 | 30.44         | 83.3  | 6.18     | 7.1            | 5.9      |
| HKLR    | HY/2011/03 | 2015-12-11        | Mid-Flood | Sunny             | IS5     | 08:32:40 | 4.3      | Middle  | 2          | 2         | 21.36           | 8.16 | 30.42         | 83.7  | 6.21     | 7.3            | 6.6      |
| HKLR    | HY/2011/03 | 2015-12-11        | Mid-Flood | Sunny             | IS5     | 08:32:55 | 7.6      | Bottom  | 3          | 1         | 21.35           | 8.16 | 30.43         | 83.5  | 6.19     | 7              | 7.4      |
| HKLR    | HY/2011/03 | 2015-12-11        | Mid-Flood | Sunny             | IS5     | 08:32:32 | 7.6      | Bottom  | 3          | 2         | 21.35           | 8.16 | 30.41         | 84.5  | 6.26     | 7.3            | 6.2      |
| HKLR    | HY/2011/03 | 2015-12-11        | Mid-Flood | Sunny             | IS(Mf)6 | 08:21:54 | 1.0      | Surface | 1          | 1         | 21.22           | 8.17 | 30.37         | 87.8  | 6.52     | 7.1            | 7.4      |
| HKLR    | HY/2011/03 | 2015-12-11        | Mid-Flood | Sunny             | IS(Mf)6 | 08:21:37 | 1.0      | Surface | 1          | 2         | 21.22           | 8.17 | 30.35         | 88.7  | 6.6      | 6.6            | 7.5      |
| HKLR    | HY/2011/03 | 2015-12-11        | Mid-Flood | Sunny             | IS(Mf)6 | 08:21:30 | 2.3      | Bottom  | 3          | 1         | 21.22           | 8.17 | 30.39         | 88.8  | 6.6      | 6.9            | 6.3      |
| HKLR    | HY/2011/03 | 2015-12-11        | Mid-Flood | Sunny             | IS(Mf)6 | 08:21:47 | 2.3      | Bottom  | 3          | 2         | 21.19           | 8.17 | 30.41         | 89    | 6.62     | 7.2            | 6.9      |
| HKLR    | HY/2011/03 | 2015-12-11        | Mid-Flood | Sunny             | IS7     | 08:12:23 | 1.0      | Surface | 1          | 1         | 21.54           | 8.18 | 30.69         | 84.1  | 6.2      | 5.7            | 7        |
| HKLR    | HY/2011/03 | 2015-12-11        | Mid-Flood | Sunny             | IS7     | 08:12:06 | 1.0      | Surface | 1          | 2         | 21.56           | 8.18 | 30.71         | 84.2  | 6.21     | 5.8            | 6.6      |
| HKLR    | HY/2011/03 | 2015-12-11        | Mid-Flood | Sunny             | IS7     | 08:12:13 | 2.3      | Bottom  | 3          | 1         | 21.6            | 8.18 | 30.74         | 84.4  | 6.22     | 6.3            | 6.4      |
| HKLR    | HY/2011/03 | 2015-12-11        | Mid-Flood | Sunny             | IS7     | 08:11:55 | 2.3      | Bottom  | 3          | 2         | 21.62           | 8.18 | 30.76         | 84.7  | 6.24     | 6.6            | 5.7      |
| HKLR    | HY/2011/03 | 2015-12-11        | Mid-Flood | Sunny             | IS8     | 07:40:54 | 1.0      | Surface | 1          | 1         | 21.51           | 8.18 | 30.74         | 85.8  | 6.33     | 6              | 5.9      |
| HKLR    | HY/2011/03 | 2015-12-11        | Mid-Flood | Sunny             | IS8     | 07:40:38 | 1.0      | Surface | 1          | 2         | 21.5            | 8.18 | 30.72         | 86.2  | 6.37     | 6              | 6.5      |
| HKLR    | HY/2011/03 | 2015-12-11        | Mid-Flood | Sunny             | IS8     | 07:40:11 | 2.8      | Bottom  | 3          | 1         | 21.51           | 8.18 | 30.73         | 86.9  | 6.41     | 5.9            | 6        |
| HKLR    | HY/2011/03 | 2015-12-11        | Mid-Flood | Sunny             | IS8     | 07:40:44 | 2.8      | Bottom  | 3          | 2         | 21.52           | 8.18 | 30.76         | 85.6  | 6.31     | 6              | 7.3      |
| HKLR    | HY/2011/03 | 2015-12-11        | Mid-Flood | Sunny             | IS(Mf)9 | 08:03:54 | 1.0      | Surface | 1          | 1         | 21.58           | 8.17 | 30.69         | 85.5  | 6.3      | 6.3            | 5.8      |
| HKLR    | HY/2011/03 | 2015-12-11        | Mid-Flood | Sunny             | IS(Mf)9 | 08:04:31 | 1.0      | Surface | 1          | 2         | 21.6            | 8.17 | 30.73         | 84.2  | 6.2      | 6.1            | 5.3      |
| HKLR    | HY/2011/03 | 2015-12-11        | Mid-Flood | Sunny             | IS(Mf)9 | 08:03:43 | 3.3      | Bottom  | 3          | 1         | 21.6            | 8.17 | 30.72         | 85.9  | 6.33     | 6.5            | 6.5      |
| HKLR    | HY/2011/03 | 2015-12-11        | Mid-Flood | Sunny             | IS(Mf)9 | 08:04:17 | 3.3      | Bottom  | 3          | 2         | 21.68           | 8.17 | 30.79         | 84.3  | 6.2      | 6.7            | 6.4      |
| HKLR    | HY/2011/03 | 2015-12-11        | Mid-Flood | Sunny             | IS10    | 07:28:35 | 1.0      | Surface | 1          | 1         | 18.16           | 8.16 | 31.51         | 94.1  | 7.33     | 9.3            | 8.6      |
| HKLR    | HY/2011/03 | 2015-12-11        | Mid-Flood | Sunny             | IS10    | 07:29:11 | 1.0      | Surface | 1          | 2         | 18.16           | 8.16 | 31.21         | 93.5  | 7.3      | 9.2            | 9.5      |
| HKLR    | HY/2011/03 | 2015-12-11        | Mid-Flood | Sunny             | IS10    | 07:28:57 | 5.5      | Middle  | 2          | 1         | 18.18           | 8.16 | 31.58         | 92.4  | 7.24     | 10.5           | 9.9      |
| HKLR    | HY/2011/03 | 2015-12-11        | Mid-Flood | Sunny             | IS10    | 07:28:26 | 5.5      | Middle  | 2          | 2         | 18.17           | 8.16 | 31.75         | 93.1  | 7.26     | 10.1           | 9.4      |
| HKLR    | HY/2011/03 | 2015-12-11        | Mid-Flood | Sunny             | IS10    | 07:28:49 | 9.9      | Bottom  | 3          | 1         | 18.18           | 8.16 | 31.63         | 92.2  | 7.2      | 10.1           | 9.4      |
| HKLR    | HY/2011/03 | 2015-12-11        | Mid-Flood | Sunny             | IS10    | 07:28:15 | 9.9      | Bottom  | 3          | 2         | 18.18           | 8.16 | 31.85         | 92.3  | 7.22     | 10.3           | 9.3      |
| HKLR    | HY/2011/03 | 2015-12-11        | Mid-Flood | Sunny             | SR3     | 08:46:22 | 0.9      | Middle  | 2          | 1         | 21.35           | 8.16 | 30.42         | 83.8  | 6.21     | 6.6            | 7.9      |
| HKLR    | HY/2011/03 | 2015-12-11        | Mid-Flood | Sunny             | SR3     | 08:46:29 | 0.9      | Middle  | 2          | 2         | 21.35           | 8.16 | 30.42         | 84    | 6.22     | 6.5            | 7.7      |
| HKLR    | HY/2011/03 | 2015-12-11        | Mid-Flood | Sunny             | SR4     | 07:53:26 | 1.0      | Surface | 1          | 1         | 21.52           | 8.18 | 30.77         | 84.8  | 6.26     | 5.9            | 5.2      |
| HKLR    | HY/2011/03 | 2015-12-11        | Mid-Flood | Sunny             | SR4     | 07:53:08 | 1.0      | Surface | 1          | 2         | 21.53           | 8.18 | 30.77         | 84.9  | 6.26     | 6.3            | 4.6      |

## Water Quality Monitoring Data

| Project | Works      | Date (yyyy-mm-dd) | Tide      | Weather Condition | Station | Time     | Depth, m | Level   | Level_Code | Replicate | Temperature, °C | pH   | Salinity, ppt | DO, % | DO, mg/L | Turbidity, NTU | SS, mg/L |
|---------|------------|-------------------|-----------|-------------------|---------|----------|----------|---------|------------|-----------|-----------------|------|---------------|-------|----------|----------------|----------|
| HKLR    | HY/2011/03 | 2015-12-11        | Mid-Flood | Sunny             | SR4     | 07:53:14 | 2.9      | Bottom  | 3          | 1         | 21.54           | 8.18 | 30.79         | 84.9  | 6.26     | 6.1            | 6.3      |
| HKLR    | HY/2011/03 | 2015-12-11        | Mid-Flood | Sunny             | SR4     | 07:52:53 | 2.9      | Bottom  | 3          | 2         | 21.54           | 8.18 | 30.79         | 85.4  | 6.3      | 6.1            | 5        |
| HKLR    | HY/2011/03 | 2015-12-11        | Mid-Flood | Sunny             | SR5     | 07:38:41 | 1.0      | Surface | 1          | 1         | 18.17           | 8.17 | 30.68         | 92.8  | 7.29     | 8.7            | 8.3      |
| HKLR    | HY/2011/03 | 2015-12-11        | Mid-Flood | Sunny             | SR5     | 07:38:22 | 1.0      | Surface | 1          | 2         | 18.16           | 8.17 | 30.81         | 92.9  | 7.29     | 8.8            | 8.3      |
| HKLR    | HY/2011/03 | 2015-12-11        | Mid-Flood | Sunny             | SR5     | 07:38:13 | 4.0      | Bottom  | 3          | 1         | 18.17           | 8.17 | 31.02         | 93.4  | 7.32     | 8.7            | 7.4      |
| HKLR    | HY/2011/03 | 2015-12-11        | Mid-Flood | Sunny             | SR5     | 07:38:33 | 4.0      | Bottom  | 3          | 2         | 18.17           | 8.17 | 30.86         | 93.2  | 7.31     | 8.9            | 8.3      |
| HKLR    | HY/2011/03 | 2015-12-11        | Mid-Flood | Sunny             | SR10A   | 06:28:37 | 1.0      | Surface | 1          | 1         | 21.97           | 8.12 | 30.05         | 83.8  | 6.16     | 4.9            | 4.3      |
| HKLR    | HY/2011/03 | 2015-12-11        | Mid-Flood | Sunny             | SR10A   | 06:29:32 | 1.0      | Surface | 1          | 2         | 21.96           | 8.13 | 30.1          | 84.2  | 6.18     | 4.9            | 4        |
| HKLR    | HY/2011/03 | 2015-12-11        | Mid-Flood | Sunny             | SR10A   | 06:29:16 | 3.3      | Middle  | 2          | 1         | 21.97           | 8.13 | 30.1          | 83.8  | 6.16     | 5.3            | 5.3      |
| HKLR    | HY/2011/03 | 2015-12-11        | Mid-Flood | Sunny             | SR10A   | 06:28:25 | 3.3      | Middle  | 2          | 2         | 21.97           | 8.12 | 30.05         | 83.8  | 6.15     | 5.2            | 5.6      |
| HKLR    | HY/2011/03 | 2015-12-11        | Mid-Flood | Sunny             | SR10A   | 06:28:16 | 5.5      | Bottom  | 3          | 1         | 21.98           | 8.12 | 30.04         | 83.7  | 6.15     | 5.4            | 4.4      |
| HKLR    | HY/2011/03 | 2015-12-11        | Mid-Flood | Sunny             | SR10A   | 06:29:03 | 5.5      | Bottom  | 3          | 2         | 21.98           | 8.13 | 30.09         | 83.7  | 6.15     | 5.5            | 5.2      |
| HKLR    | HY/2011/03 | 2015-12-11        | Mid-Flood | Sunny             | SR10B   | 06:13:33 | 1.0      | Surface | 1          | 1         | 21.99           | 8.04 | 29.85         | 85.5  | 6.29     | 6              | 6.1      |
| HKLR    | HY/2011/03 | 2015-12-11        | Mid-Flood | Sunny             | SR10B   | 06:13:17 | 1.0      | Surface | 1          | 2         | 22              | 8.01 | 29.77         | 85.8  | 6.31     | 6.4            | 4.2      |
| HKLR    | HY/2011/03 | 2015-12-11        | Mid-Flood | Sunny             | SR10B   | 06:13:08 | 3.9      | Bottom  | 3          | 1         | 22              | 8    | 29.71         | 85.9  | 6.32     | 6.8            | 6.2      |
| HKLR    | HY/2011/03 | 2015-12-11        | Mid-Flood | Sunny             | SR10B   | 06:13:25 | 3.9      | Bottom  | 3          | 2         | 22              | 8.03 | 29.83         | 85.5  | 6.28     | 6.3            | 5.6      |
| HKLR    | HY/2011/03 | 2015-12-11        | Mid-Flood | Sunny             | CS2     | 08:57:33 | 1.0      | Surface | 1          | 1         | 18.15           | 8.19 | 29.43         | 94.1  | 7.43     | 11.5           | 11       |
| HKLR    | HY/2011/03 | 2015-12-11        | Mid-Flood | Sunny             | CS2     | 08:57:02 | 1.0      | Surface | 1          | 2         | 18.15           | 8.19 | 29.37         | 94.3  | 7.45     | 11.1           | 11       |
| HKLR    | HY/2011/03 | 2015-12-11        | Mid-Flood | Sunny             | CS2     | 08:56:48 | 4.1      | Middle  | 2          | 1         | 18.2            | 8.18 | 29.38         | 92.8  | 7.34     | 11.2           | 10.2     |
| HKLR    | HY/2011/03 | 2015-12-11        | Mid-Flood | Sunny             | CS2     | 08:57:21 | 4.1      | Middle  | 2          | 2         | 18.23           | 8.19 | 29.54         | 94.1  | 7.43     | 11.8           | 11.9     |
| HKLR    | HY/2011/03 | 2015-12-11        | Mid-Flood | Sunny             | CS2     | 08:57:14 | 7.1      | Bottom  | 3          | 1         | 18.22           | 8.19 | 29.53         | 92.9  | 7.36     | 12.2           | 11.2     |
| HKLR    | HY/2011/03 | 2015-12-11        | Mid-Flood | Sunny             | CS2     | 08:56:36 | 7.1      | Bottom  | 3          | 2         | 18.24           | 8.17 | 29.42         | 92.7  | 7.34     | 11.4           | 10.7     |
| HKLR    | HY/2011/03 | 2015-12-11        | Mid-Flood | Sunny             | CS(Mf)5 | 07:00:19 | 1.0      | Surface | 1          | 1         | 22.08           | 8.17 | 30.94         | 88.3  | 6.44     | 10.6           | 8.5      |
| HKLR    | HY/2011/03 | 2015-12-11        | Mid-Flood | Sunny             | CS(Mf)5 | 07:00:52 | 1.0      | Surface | 1          | 2         | 22.07           | 8.17 | 30.97         | 86.4  | 6.3      | 10.8           | 7.9      |
| HKLR    | HY/2011/03 | 2015-12-11        | Mid-Flood | Sunny             | CS(Mf)5 | 07:00:42 | 6.7      | Middle  | 2          | 1         | 22.07           | 8.17 | 30.97         | 83.6  | 6.1      | 12             | 8        |
| HKLR    | HY/2011/03 | 2015-12-11        | Mid-Flood | Sunny             | CS(Mf)5 | 07:00:03 | 6.7      | Middle  | 2          | 2         | 22.08           | 8.17 | 30.93         | 83.6  | 6.1      | 11.8           | 9        |
| HKLR    | HY/2011/03 | 2015-12-11        | Mid-Flood | Sunny             | CS(Mf)5 | 06:59:57 | 12.4     | Bottom  | 3          | 1         | 22.07           | 8.17 | 30.93         | 84.1  | 6.13     | 12             | 9.4      |
| HKLR    | HY/2011/03 | 2015-12-11        | Mid-Flood | Sunny             | CS(Mf)5 | 07:00:33 | 12.4     | Bottom  | 3          | 2         | 22.07           | 8.17 | 30.96         | 83.8  | 6.12     | 11.6           | 10.1     |
| HKLR    | HY/2011/03 | 2015-12-14        | Mid-Ebb   | Rainy             | IS5     | 13:57:18 | 1.0      | Surface | 1          | 1         | 21.57           | 8.15 | 30.09         | 87.9  | 6.51     | 12.6           | 11.7     |
| HKLR    | HY/2011/03 | 2015-12-14        | Mid-Ebb   | Rainy             | IS5     | 13:56:57 | 1.0      | Surface | 1          | 2         | 21.57           | 8.15 | 30.09         | 88.3  | 6.54     | 12.5           | 12.1     |
| HKLR    | HY/2011/03 | 2015-12-14        | Mid-Ebb   | Rainy             | IS5     | 13:57:12 | 4.1      | Middle  | 2          | 1         | 21.57           | 8.15 | 30.1          | 87.9  | 6.5      | 12.6           | 11.6     |
| HKLR    | HY/2011/03 | 2015-12-14        | Mid-Ebb   | Rainy             | IS5     | 13:56:51 | 4.1      | Middle  | 2          | 2         | 21.57           | 8.15 | 30.1          | 88.4  | 6.54     | 12.7           | 12.3     |
| HKLR    | HY/2011/03 | 2015-12-14        | Mid-Ebb   | Rainy             | IS5     | 13:57:05 | 7.2      | Bottom  | 3          | 1         | 21.57           | 8.15 | 30.09         | 87.8  | 6.5      | 12.6           | 10       |
| HKLR    | HY/2011/03 | 2015-12-14        | Mid-Ebb   | Rainy             | IS5     | 13:56:45 | 7.2      | Bottom  | 3          | 2         | 21.57           | 8.15 | 30.1          | 88.2  | 6.53     | 12.6           | 10.1     |
| HKLR    | HY/2011/03 | 2015-12-14        | Mid-Ebb   | Rainy             | IS(Mf)6 | 14:06:19 | 1.0      | Surface | 1          | 1         | 21.6            | 8.16 | 30.06         | 90    | 6.66     | 6.4            | 6.9      |
| HKLR    | HY/2011/03 | 2015-12-14        | Mid-Ebb   | Rainy             | IS(Mf)6 | 14:06:05 | 1.0      | Surface | 1          | 2         | 21.6            | 8.16 | 30.05         | 90.4  | 6.69     | 6.3            | 7.2      |
| HKLR    | HY/2011/03 | 2015-12-14        | Mid-Ebb   | Rainy             | IS(Mf)6 | 14:05:59 | 2.1      | Bottom  | 3          | 1         | 21.61           | 8.15 | 30.05         | 90.5  | 6.7      | 6.4            | 7.1      |
| HKLR    | HY/2011/03 | 2015-12-14        | Mid-Ebb   | Rainy             | IS(Mf)6 | 14:06:11 | 2.1      | Bottom  | 3          | 2         | 21.6            | 8.16 | 30.06         | 90.3  | 6.68     | 6.5            | 7.7      |
| HKLR    | HY/2011/03 | 2015-12-14        | Mid-Ebb   | Rainy             | IS7     | 14:14:11 | 1.0      | Surface | 1          | 1         | 21.51           | 8.16 | 29.82         | 94.9  | 7.04     | 5.8            | 5.6      |
| HKLR    | HY/2011/03 | 2015-12-14        | Mid-Ebb   | Rainy             | IS7     | 14:13:57 | 1.0      | Surface | 1          | 2         | 21.51           | 8.16 | 29.79         | 95.1  | 7.06     | 5.7            | 5.3      |
| HKLR    | HY/2011/03 | 2015-12-14        | Mid-Ebb   | Rainy             | IS7     | 14:14:04 | 2.1      | Bottom  | 3          | 1         | 21.51           | 8.16 | 29.95         | 95.7  | 7.09     | 5.9            | 6.3      |
| HKLR    | HY/2011/03 | 2015-12-14        | Mid-Ebb   | Rainy             | IS7     | 14:13:50 | 2.1      | Bottom  | 3          | 2         | 21.51           | 8.16 | 29.89         | 95.8  | 7.1      | 5.9            | 5.1      |
| HKLR    | HY/2011/03 | 2015-12-14        | Mid-Ebb   | Rainy             | IS8     | 14:36:23 | 1.0      | Surface | 1          | 1         | 21.54           | 8.16 | 28.36         | 89.4  | 6.68     | 5.7            | 8.4      |
| HKLR    | HY/2011/03 | 2015-12-14        | Mid-Ebb   | Rainy             | IS8     | 14:36:10 | 1.0      | Surface | 1          | 2         | 21.53           | 8.16 | 28.35         | 89.2  | 6.67     | 5.8            | 7.5      |
| HKLR    | HY/2011/03 | 2015-12-14        | Mid-Ebb   | Rainy             | IS8     | 14:36:16 | 2.8      | Bottom  | 3          | 1         | 21.54           | 8.15 | 29.52         | 89.1  | 6.62     | 5.9            | 8.2      |
| HKLR    | HY/2011/03 | 2015-12-14        | Mid-Ebb   | Rainy             | IS8     | 14:36:02 | 2.8      | Bottom  | 3          | 2         | 21.54           | 8.15 | 29.66         | 89.3  | 6.63     | 5.8            | 9.9      |
| HKLR    | HY/2011/03 | 2015-12-14        | Mid-Ebb   | Rainy             | IS(Mf)9 | 14:20:33 | 1.0      | Surface | 1          | 1         | 21.53           | 8.16 | 28.72         | 89.5  | 6.68     | 5.4            | 6.4      |
| HKLR    | HY/2011/03 | 2015-12-14        | Mid-Ebb   | Rainy             | IS(Mf)9 | 14:21:02 | 1.0      | Surface | 1          | 2         | 21.54           | 8.16 | 28.82         | 88.9  | 6.63     | 5.5            | 6.9      |
| HKLR    | HY/2011/03 | 2015-12-14        | Mid-Ebb   | Rainy             | IS(Mf)9 | 14:20:26 | 2.6      | Bottom  | 3          | 1         | 21.53           | 8.16 | 29            | 89.8  | 6.69     | 5.6            | 7.6      |
| HKLR    | HY/2011/03 | 2015-12-14        | Mid-Ebb   | Rainy             | IS(Mf)9 | 14:20:44 | 2.6      | Bottom  | 3          | 2         | 21.55           | 8.15 | 29.2          | 89.5  | 6.66     | 5.5            | 6.4      |
| HKLR    | HY/2011/03 | 2015-12-14        | Mid-Ebb   | Rainy             | IS10    | 14:40:24 | 1.0      | Surface | 1          | 1         | 17.96           | 8.14 | 20.72         | 92.6  | 7.58     | 6.2            | 5        |
| HKLR    | HY/2011/03 | 2015-12-14        | Mid-Ebb   | Rainy             | IS10    | 14:39:49 | 1.0      | Surface | 1          | 2         | 17.98           | 8.13 | 20.21         | 92.7  | 7.58     | 6.1            | 6.1      |

## Water Quality Monitoring Data

| Project | Works      | Date (yyyy-mm-dd) | Tide      | Weather Condition | Station | Time     | Depth, m | Level   | Level_Code | Replicate | Temperature, °C | pH   | Salinity, ppt | DO, % | DO, mg/L | Turbidity, NTU | SS, mg/L |
|---------|------------|-------------------|-----------|-------------------|---------|----------|----------|---------|------------|-----------|-----------------|------|---------------|-------|----------|----------------|----------|
| HKLR    | HY/2011/03 | 2015-12-14        | Mid-Ebb   | Rainy             | IS10    | 14:40:15 | 5.3      | Middle  | 2          | 1         | 18.2            | 8.11 | 25.89         | 91.2  | 7.55     | 6.4            | 5.6      |
| HKLR    | HY/2011/03 | 2015-12-14        | Mid-Ebb   | Rainy             | IS10    | 14:39:42 | 5.3      | Middle  | 2          | 2         | 18.16           | 8.1  | 23.58         | 92    | 7.53     | 6.2            | 5.5      |
| HKLR    | HY/2011/03 | 2015-12-14        | Mid-Ebb   | Rainy             | IS10    | 14:39:35 | 9.5      | Bottom  | 3          | 1         | 18.1            | 8.07 | 27.13         | 91.8  | 7.41     | 6.5            | 6.3      |
| HKLR    | HY/2011/03 | 2015-12-14        | Mid-Ebb   | Rainy             | IS10    | 14:40:09 | 9.5      | Bottom  | 3          | 2         | 18.2            | 8.1  | 27.04         | 92.4  | 7.46     | 6.7            | 5.9      |
| HKLR    | HY/2011/03 | 2015-12-14        | Mid-Ebb   | Rainy             | SR3     | 13:46:24 | 0.6      | Middle  | 2          | 1         | 21.62           | 8.16 | 30.06         | 89.5  | 6.62     | 9.9            | 9.6      |
| HKLR    | HY/2011/03 | 2015-12-14        | Mid-Ebb   | Rainy             | SR3     | 13:46:28 | 0.6      | Middle  | 2          | 2         | 21.61           | 8.16 | 30.06         | 89.3  | 6.61     | 10             | 10.9     |
| HKLR    | HY/2011/03 | 2015-12-14        | Mid-Ebb   | Rainy             | SR4     | 14:29:18 | 1.0      | Surface | 1          | 1         | 21.54           | 8.16 | 28.35         | 93.1  | 6.96     | 6.6            | 7.2      |
| HKLR    | HY/2011/03 | 2015-12-14        | Mid-Ebb   | Rainy             | SR4     | 14:29:00 | 1.0      | Surface | 1          | 2         | 21.54           | 8.15 | 28.37         | 93.5  | 6.99     | 6.4            | 6.6      |
| HKLR    | HY/2011/03 | 2015-12-14        | Mid-Ebb   | Rainy             | SR4     | 14:29:07 | 2.7      | Bottom  | 3          | 1         | 21.54           | 8.15 | 29.53         | 90.9  | 6.75     | 6.5            | 6        |
| HKLR    | HY/2011/03 | 2015-12-14        | Mid-Ebb   | Rainy             | SR4     | 14:28:55 | 2.7      | Bottom  | 3          | 2         | 21.54           | 8.15 | 29.79         | 92.7  | 6.87     | 6.4            | 5.5      |
| HKLR    | HY/2011/03 | 2015-12-14        | Mid-Ebb   | Rainy             | SR5     | 14:29:13 | 1.0      | Surface | 1          | 1         | 17.87           | 8.1  | 20.24         | 92.7  | 7.76     | 5.4            | 5.4      |
| HKLR    | HY/2011/03 | 2015-12-14        | Mid-Ebb   | Rainy             | SR5     | 14:28:50 | 1.0      | Surface | 1          | 2         | 17.85           | 8.08 | 20.19         | 92.8  | 7.78     | 5.6            | 5.3      |
| HKLR    | HY/2011/03 | 2015-12-14        | Mid-Ebb   | Rainy             | SR5     | 14:29:00 | 4.0      | Bottom  | 3          | 1         | 17.96           | 8.05 | 24.62         | 91.9  | 7.72     | 5.8            | 6.7      |
| HKLR    | HY/2011/03 | 2015-12-14        | Mid-Ebb   | Rainy             | SR5     | 14:28:38 | 4.0      | Bottom  | 3          | 2         | 17.91           | 8.06 | 22.22         | 92.4  | 7.68     | 6.1            | 5.3      |
| HKLR    | HY/2011/03 | 2015-12-14        | Mid-Ebb   | Rainy             | SR10A   | 15:52:28 | 1.0      | Surface | 1          | 1         | 21.63           | 8.17 | 28.84         | 90.3  | 6.72     | 3.8            | 4.8      |
| HKLR    | HY/2011/03 | 2015-12-14        | Mid-Ebb   | Rainy             | SR10A   | 15:51:55 | 1.0      | Surface | 1          | 2         | 21.62           | 8.17 | 28.82         | 91.6  | 6.82     | 3.8            | 4.2      |
| HKLR    | HY/2011/03 | 2015-12-14        | Mid-Ebb   | Rainy             | SR10A   | 15:52:21 | 3.3      | Middle  | 2          | 1         | 21.73           | 8.16 | 29            | 88.8  | 6.59     | 4.2            | 5.3      |
| HKLR    | HY/2011/03 | 2015-12-14        | Mid-Ebb   | Rainy             | SR10A   | 15:51:47 | 3.3      | Middle  | 2          | 2         | 21.66           | 8.16 | 29.02         | 88    | 6.54     | 4.2            | 3.4      |
| HKLR    | HY/2011/03 | 2015-12-14        | Mid-Ebb   | Rainy             | SR10A   | 15:52:15 | 5.5      | Bottom  | 3          | 1         | 21.71           | 8.15 | 30.33         | 88.9  | 6.55     | 4.1            | 2.9      |
| HKLR    | HY/2011/03 | 2015-12-14        | Mid-Ebb   | Rainy             | SR10A   | 15:51:37 | 5.5      | Bottom  | 3          | 2         | 21.68           | 8.15 | 30.35         | 88.7  | 6.54     | 4.2            | 3.6      |
| HKLR    | HY/2011/03 | 2015-12-14        | Mid-Ebb   | Rainy             | SR10B   | 16:00:33 | 1.0      | Surface | 1          | 1         | 21.61           | 8.17 | 28.87         | 90.8  | 6.76     | 3.7            | 3.6      |
| HKLR    | HY/2011/03 | 2015-12-14        | Mid-Ebb   | Rainy             | SR10B   | 16:00:47 | 1.0      | Surface | 1          | 2         | 21.62           | 8.17 | 28.91         | 89.6  | 6.67     | 3.7            | 3.9      |
| HKLR    | HY/2011/03 | 2015-12-14        | Mid-Ebb   | Rainy             | SR10B   | 16:00:27 | 4.1      | Bottom  | 3          | 1         | 21.6            | 8.17 | 28.93         | 88.7  | 6.61     | 3.8            | 4.3      |
| HKLR    | HY/2011/03 | 2015-12-14        | Mid-Ebb   | Rainy             | SR10B   | 16:00:41 | 4.1      | Bottom  | 3          | 2         | 21.61           | 8.16 | 29            | 89.3  | 6.65     | 3.7            | 4.8      |
| HKLR    | HY/2011/03 | 2015-12-14        | Mid-Ebb   | Rainy             | CS2     | 13:21:28 | 1.0      | Surface | 1          | 1         | 18.15           | 8.17 | 32.23         | 94.5  | 7.36     | 8              | 6        |
| HKLR    | HY/2011/03 | 2015-12-14        | Mid-Ebb   | Rainy             | CS2     | 13:20:53 | 1.0      | Surface | 1          | 2         | 18.17           | 8.19 | 32.7          | 94.9  | 7.36     | 7.9            | 5.4      |
| HKLR    | HY/2011/03 | 2015-12-14        | Mid-Ebb   | Rainy             | CS2     | 13:21:16 | 4.1      | Middle  | 2          | 1         | 18.27           | 8.17 | 33.01         | 94.5  | 7.31     | 8.3            | 6.3      |
| HKLR    | HY/2011/03 | 2015-12-14        | Mid-Ebb   | Rainy             | CS2     | 13:20:41 | 4.1      | Middle  | 2          | 2         | 18.32           | 8.19 | 33.2          | 95.7  | 7.32     | 8.2            | 5.2      |
| HKLR    | HY/2011/03 | 2015-12-14        | Mid-Ebb   | Rainy             | CS2     | 13:21:06 | 7.1      | Bottom  | 3          | 1         | 18.31           | 8.17 | 34.51         | 95    | 7.27     | 8.5            | 5.5      |
| HKLR    | HY/2011/03 | 2015-12-14        | Mid-Ebb   | Rainy             | CS2     | 13:20:34 | 7.1      | Bottom  | 3          | 2         | 18.37           | 8.19 | 34.54         | 94.8  | 7.31     | 8.4            | 5.7      |
| HKLR    | HY/2011/03 | 2015-12-14        | Mid-Ebb   | Rainy             | CS(Mf)5 | 15:19:12 | 1.0      | Surface | 1          | 1         | 21.75           | 8.17 | 28.73         | 87.8  | 6.53     | 4.5            | 3        |
| HKLR    | HY/2011/03 | 2015-12-14        | Mid-Ebb   | Rainy             | CS(Mf)5 | 15:18:43 | 1.0      | Surface | 1          | 2         | 21.7            | 8.17 | 28.81         | 88.8  | 6.6      | 4.5            | 3.1      |
| HKLR    | HY/2011/03 | 2015-12-14        | Mid-Ebb   | Rainy             | CS(Mf)5 | 15:18:34 | 6.3      | Middle  | 2          | 1         | 21.86           | 8.15 | 30.4          | 89    | 6.54     | 6.3            | 5.2      |
| HKLR    | HY/2011/03 | 2015-12-14        | Mid-Ebb   | Rainy             | CS(Mf)5 | 15:19:05 | 6.3      | Middle  | 2          | 2         | 21.86           | 8.15 | 30.4          | 87.5  | 6.43     | 6.1            | 3.8      |
| HKLR    | HY/2011/03 | 2015-12-14        | Mid-Ebb   | Rainy             | CS(Mf)5 | 15:18:56 | 11.5     | Bottom  | 3          | 1         | 21.83           | 8.15 | 30.6          | 86.1  | 6.32     | 6.2            | 6        |
| HKLR    | HY/2011/03 | 2015-12-14        | Mid-Ebb   | Rainy             | CS(Mf)5 | 15:18:24 | 11.5     | Bottom  | 3          | 2         | 21.83           | 8.14 | 30.53         | 87    | 6.39     | 6.4            | 5.3      |
| HKLR    | HY/2011/03 | 2015-12-14        | Mid-Flood | Rainy             | IS5     | 10:45:53 | 1.0      | Surface | 1          | 1         | 21.58           | 8.16 | 30.06         | 89    | 6.59     | 9.2            | 9.8      |
| HKLR    | HY/2011/03 | 2015-12-14        | Mid-Flood | Rainy             | IS5     | 10:46:13 | 1.0      | Surface | 1          | 2         | 21.59           | 8.16 | 30.07         | 89.6  | 6.63     | 9.3            | 9.6      |
| HKLR    | HY/2011/03 | 2015-12-14        | Mid-Flood | Rainy             | IS5     | 10:45:47 | 4.4      | Middle  | 2          | 1         | 21.59           | 8.15 | 30.06         | 89    | 6.58     | 9.3            | 9.4      |
| HKLR    | HY/2011/03 | 2015-12-14        | Mid-Flood | Rainy             | IS5     | 10:46:07 | 4.4      | Middle  | 2          | 2         | 21.6            | 8.16 | 30.07         | 89.4  | 6.61     | 9.2            | 9.7      |
| HKLR    | HY/2011/03 | 2015-12-14        | Mid-Flood | Rainy             | IS5     | 10:46:02 | 7.7      | Bottom  | 3          | 1         | 21.59           | 8.16 | 30.07         | 89.1  | 6.59     | 9.5            | 9.4      |
| HKLR    | HY/2011/03 | 2015-12-14        | Mid-Flood | Rainy             | IS5     | 10:45:38 | 7.7      | Bottom  | 3          | 2         | 21.59           | 8.15 | 30.07         | 88.9  | 6.58     | 9.3            | 8.3      |
| HKLR    | HY/2011/03 | 2015-12-14        | Mid-Flood | Rainy             | IS(Mf)6 | 10:38:29 | 1.0      | Surface | 1          | 1         | 21.55           | 8.16 | 30.03         | 90.7  | 6.72     | 8.1            | 8.2      |
| HKLR    | HY/2011/03 | 2015-12-14        | Mid-Flood | Rainy             | IS(Mf)6 | 10:38:03 | 1.0      | Surface | 1          | 2         | 21.54           | 8.16 | 30.02         | 90.8  | 6.72     | 8.5            | 9.7      |
| HKLR    | HY/2011/03 | 2015-12-14        | Mid-Flood | Rainy             | IS(Mf)6 | 10:37:50 | 2.1      | Bottom  | 3          | 1         | 21.3            | 8.16 | 30.19         | 92.2  | 6.85     | 8.4            | 7.8      |
| HKLR    | HY/2011/03 | 2015-12-14        | Mid-Flood | Rainy             | IS(Mf)6 | 10:38:18 | 2.1      | Bottom  | 3          | 2         | 21.56           | 8.16 | 30.03         | 90.2  | 6.68     | 8.6            | 8.6      |
| HKLR    | HY/2011/03 | 2015-12-14        | Mid-Flood | Rainy             | IS7     | 10:29:05 | 1.0      | Surface | 1          | 1         | 21.5            | 8.15 | 30.02         | 90.2  | 6.68     | 16.3           | 11.4     |
| HKLR    | HY/2011/03 | 2015-12-14        | Mid-Flood | Rainy             | IS7     | 10:29:19 | 1.0      | Surface | 1          | 2         | 21.5            | 8.15 | 30.03         | 89.5  | 6.63     | 16.3           | 13       |
| HKLR    | HY/2011/03 | 2015-12-14        | Mid-Flood | Rainy             | IS7     | 10:29:14 | 2.2      | Bottom  | 3          | 1         | 21.5            | 8.15 | 30.03         | 89.8  | 6.65     | 16.5           | 14.1     |
| HKLR    | HY/2011/03 | 2015-12-14        | Mid-Flood | Rainy             | IS7     | 10:28:56 | 2.2      | Bottom  | 3          | 2         | 21.5            | 8.14 | 30.02         | 90.6  | 6.72     | 16.6           | 12.3     |
| HKLR    | HY/2011/03 | 2015-12-14        | Mid-Flood | Rainy             | IS8     | 10:06:18 | 1.0      | Surface | 1          | 1         | 21.53           | 8.14 | 28.56         | 89.3  | 6.67     | 13.2           | 11       |
| HKLR    | HY/2011/03 | 2015-12-14        | Mid-Flood | Rainy             | IS8     | 10:06:03 | 1.0      | Surface | 1          | 2         | 21.51           | 8.14 | 28.42         | 90.1  | 6.74     | 13.3           | 10.1     |

## Water Quality Monitoring Data

| Project | Works      | Date (yyyy-mm-dd) | Tide      | Weather Condition | Station | Time     | Depth, m | Level   | Level_Code | Replicate | Temperature, °C | pH   | Salinity, ppt | DO, % | DO, mg/L | Turbidity, NTU | SS, mg/L |
|---------|------------|-------------------|-----------|-------------------|---------|----------|----------|---------|------------|-----------|-----------------|------|---------------|-------|----------|----------------|----------|
| HKLR    | HY/2011/03 | 2015-12-14        | Mid-Flood | Rainy             | IS8     | 10:06:12 | 3.0      | Bottom  | 3          | 1         | 21.53           | 8.13 | 28.91         | 88.3  | 6.58     | 13.5           | 10.2     |
| HKLR    | HY/2011/03 | 2015-12-14        | Mid-Flood | Rainy             | IS8     | 10:05:55 | 3.0      | Bottom  | 3          | 2         | 21.52           | 8.13 | 28.59         | 89.4  | 6.68     | 13.6           | 9.9      |
| HKLR    | HY/2011/03 | 2015-12-14        | Mid-Flood | Rainy             | IS(Mf)9 | 10:22:43 | 1.0      | Surface | 1          | 1         | 21.51           | 8.14 | 29.68         | 88.6  | 6.58     | 12.5           | 10.7     |
| HKLR    | HY/2011/03 | 2015-12-14        | Mid-Flood | Rainy             | IS(Mf)9 | 10:22:27 | 1.0      | Surface | 1          | 2         | 21.53           | 8.14 | 29.79         | 89.2  | 6.62     | 12.3           | 10.1     |
| HKLR    | HY/2011/03 | 2015-12-14        | Mid-Flood | Rainy             | IS(Mf)9 | 10:22:36 | 2.6      | Bottom  | 3          | 1         | 21.51           | 8.14 | 29.84         | 88.7  | 6.58     | 12.4           | 12.6     |
| HKLR    | HY/2011/03 | 2015-12-14        | Mid-Flood | Rainy             | IS(Mf)9 | 10:22:21 | 2.6      | Bottom  | 3          | 2         | 21.53           | 8.14 | 29.82         | 88.9  | 6.59     | 12.2           | 11.8     |
| HKLR    | HY/2011/03 | 2015-12-14        | Mid-Flood | Rainy             | IS10    | 09:52:31 | 1.0      | Surface | 1          | 1         | 18              | 8.09 | 27.71         | 95.8  | 7.51     | 5.6            | 5.3      |
| HKLR    | HY/2011/03 | 2015-12-14        | Mid-Flood | Rainy             | IS10    | 09:53:14 | 1.0      | Surface | 1          | 2         | 18              | 8.09 | 27.13         | 95.6  | 7.51     | 5.7            | 6.6      |
| HKLR    | HY/2011/03 | 2015-12-14        | Mid-Flood | Rainy             | IS10    | 09:52:16 | 5.4      | Middle  | 2          | 1         | 18.09           | 8.1  | 28.1          | 92.6  | 7.4      | 5.9            | 5.7      |
| HKLR    | HY/2011/03 | 2015-12-14        | Mid-Flood | Rainy             | IS10    | 09:53:05 | 5.4      | Middle  | 2          | 2         | 18.04           | 8.09 | 27.26         | 93.2  | 7.36     | 5.9            | 4.7      |
| HKLR    | HY/2011/03 | 2015-12-14        | Mid-Flood | Rainy             | IS10    | 09:52:06 | 9.7      | Bottom  | 3          | 1         | 18.14           | 8.08 | 30.82         | 92.1  | 7.4      | 6.2            | 4.8      |
| HKLR    | HY/2011/03 | 2015-12-14        | Mid-Flood | Rainy             | IS10    | 09:52:53 | 9.7      | Bottom  | 3          | 2         | 18.19           | 8.05 | 30.3          | 92.5  | 7.39     | 6.2            | 6.3      |
| HKLR    | HY/2011/03 | 2015-12-14        | Mid-Flood | Rainy             | SR3     | 10:55:48 | 0.8      | Middle  | 2          | 1         | 21.56           | 8.16 | 30.05         | 89.5  | 6.62     | 8.7            | 11.4     |
| HKLR    | HY/2011/03 | 2015-12-14        | Mid-Flood | Rainy             | SR3     | 10:55:54 | 0.8      | Middle  | 2          | 2         | 21.56           | 8.16 | 30.05         | 89.2  | 6.6      | 8.5            | 10       |
| HKLR    | HY/2011/03 | 2015-12-14        | Mid-Flood | Rainy             | SR4     | 10:12:11 | 1.0      | Surface | 1          | 1         | 21.5            | 8.14 | 28.38         | 87.8  | 6.57     | 11.5           | 7.2      |
| HKLR    | HY/2011/03 | 2015-12-14        | Mid-Flood | Rainy             | SR4     | 10:12:34 | 1.0      | Surface | 1          | 2         | 21.5            | 8.14 | 28.38         | 89.8  | 6.72     | 11.5           | 8.5      |
| HKLR    | HY/2011/03 | 2015-12-14        | Mid-Flood | Rainy             | SR4     | 10:12:19 | 2.7      | Bottom  | 3          | 1         | 21.51           | 8.14 | 28.46         | 87.9  | 6.58     | 11.5           | 10.1     |
| HKLR    | HY/2011/03 | 2015-12-14        | Mid-Flood | Rainy             | SR4     | 10:12:05 | 2.7      | Bottom  | 3          | 2         | 21.5            | 8.14 | 28.4          | 87.8  | 6.57     | 11.2           | 8.7      |
| HKLR    | HY/2011/03 | 2015-12-14        | Mid-Flood | Rainy             | SR5     | 10:02:39 | 1.0      | Surface | 1          | 1         | 18.04           | 8.1  | 26.75         | 92    | 7.41     | 6.3            | 6.8      |
| HKLR    | HY/2011/03 | 2015-12-14        | Mid-Flood | Rainy             | SR5     | 10:02:59 | 1.0      | Surface | 1          | 2         | 18              | 8.09 | 26.53         | 92.5  | 7.47     | 6.4            | 5.6      |
| HKLR    | HY/2011/03 | 2015-12-14        | Mid-Flood | Rainy             | SR5     | 10:02:50 | 4.0      | Bottom  | 3          | 1         | 18.01           | 8.1  | 26.82         | 91.6  | 7.39     | 6.5            | 6.1      |
| HKLR    | HY/2011/03 | 2015-12-14        | Mid-Flood | Rainy             | SR5     | 10:02:28 | 4.0      | Bottom  | 3          | 2         | 18.13           | 8.08 | 30.26         | 93    | 7.33     | 6.7            | 4.2      |
| HKLR    | HY/2011/03 | 2015-12-14        | Mid-Flood | Rainy             | SR10A   | 08:41:40 | 1.0      | Surface | 1          | 1         | 21.73           | 8.08 | 28.6          | 86.2  | 6.42     | 7.1            | 6.5      |
| HKLR    | HY/2011/03 | 2015-12-14        | Mid-Flood | Rainy             | SR10A   | 08:42:02 | 1.0      | Surface | 1          | 2         | 21.72           | 8.09 | 28.59         | 85.7  | 6.38     | 6.9            | 7.4      |
| HKLR    | HY/2011/03 | 2015-12-14        | Mid-Flood | Rainy             | SR10A   | 08:41:54 | 3.2      | Middle  | 2          | 1         | 21.75           | 8.08 | 28.81         | 86.3  | 6.42     | 7.4            | 7.2      |
| HKLR    | HY/2011/03 | 2015-12-14        | Mid-Flood | Rainy             | SR10A   | 08:41:33 | 3.2      | Middle  | 2          | 2         | 21.75           | 8.07 | 28.76         | 86.2  | 6.41     | 7.1            | 7.3      |
| HKLR    | HY/2011/03 | 2015-12-14        | Mid-Flood | Rainy             | SR10A   | 08:41:46 | 5.4      | Bottom  | 3          | 1         | 21.72           | 8.08 | 28.71         | 86.3  | 6.41     | 7.1            | 7.2      |
| HKLR    | HY/2011/03 | 2015-12-14        | Mid-Flood | Rainy             | SR10A   | 08:41:27 | 5.4      | Bottom  | 3          | 2         | 21.72           | 8.07 | 28.67         | 86    | 6.39     | 7              | 7.2      |
| HKLR    | HY/2011/03 | 2015-12-14        | Mid-Flood | Rainy             | SR10B   | 08:32:17 | 1.0      | Surface | 1          | 1         | 21.69           | 8.04 | 28.36         | 86.6  | 6.45     | 6.2            | 7.2      |
| HKLR    | HY/2011/03 | 2015-12-14        | Mid-Flood | Rainy             | SR10B   | 08:32:02 | 1.0      | Surface | 1          | 2         | 21.7            | 8.03 | 28.34         | 87.1  | 6.5      | 6.3            | 7.6      |
| HKLR    | HY/2011/03 | 2015-12-14        | Mid-Flood | Rainy             | SR10B   | 08:32:08 | 4.1      | Bottom  | 3          | 1         | 21.69           | 8.04 | 28.35         | 86.7  | 6.47     | 6.3            | 6.6      |
| HKLR    | HY/2011/03 | 2015-12-14        | Mid-Flood | Rainy             | SR10B   | 08:31:54 | 4.1      | Bottom  | 3          | 2         | 21.7            | 8.03 | 28.38         | 86.6  | 6.46     | 6.3            | 7.1      |
| HKLR    | HY/2011/03 | 2015-12-14        | Mid-Flood | Rainy             | CS2     | 11:16:36 | 1.0      | Surface | 1          | 1         | 18.16           | 8.11 | 26.41         | 94.7  | 7.6      | 9.2            | 7.1      |
| HKLR    | HY/2011/03 | 2015-12-14        | Mid-Flood | Rainy             | CS2     | 11:17:04 | 1.0      | Surface | 1          | 2         | 18.14           | 8.12 | 26.49         | 94.8  | 7.6      | 9.4            | 7.9      |
| HKLR    | HY/2011/03 | 2015-12-14        | Mid-Flood | Rainy             | CS2     | 11:16:57 | 4.1      | Middle  | 2          | 1         | 18.16           | 8.12 | 26.54         | 94.4  | 7.56     | 9.6            | 7.5      |
| HKLR    | HY/2011/03 | 2015-12-14        | Mid-Flood | Rainy             | CS2     | 11:16:25 | 4.1      | Middle  | 2          | 2         | 18.17           | 8.1  | 27.32         | 93.3  | 7.51     | 9.5            | 6.6      |
| HKLR    | HY/2011/03 | 2015-12-14        | Mid-Flood | Rainy             | CS2     | 11:16:45 | 7.1      | Bottom  | 3          | 1         | 18.19           | 8.11 | 27.12         | 93.3  | 7.52     | 9.8            | 7.8      |
| HKLR    | HY/2011/03 | 2015-12-14        | Mid-Flood | Rainy             | CS2     | 11:16:13 | 7.1      | Bottom  | 3          | 2         | 18.22           | 8.07 | 27.32         | 93.1  | 7.5      | 9.7            | 8.3      |
| HKLR    | HY/2011/03 | 2015-12-14        | Mid-Flood | Rainy             | CS(Mf)5 | 09:17:57 | 1.0      | Surface | 1          | 1         | 21.61           | 8.14 | 28.64         | 90.7  | 6.77     | 9.6            | 7.9      |
| HKLR    | HY/2011/03 | 2015-12-14        | Mid-Flood | Rainy             | CS(Mf)5 | 09:17:27 | 1.0      | Surface | 1          | 2         | 21.61           | 8.14 | 28.59         | 90.9  | 6.78     | 9.5            | 8.2      |
| HKLR    | HY/2011/03 | 2015-12-14        | Mid-Flood | Rainy             | CS(Mf)5 | 09:17:15 | 6.2      | Middle  | 2          | 1         | 21.68           | 8.13 | 29.33         | 89.2  | 6.61     | 10.5           | 6.8      |
| HKLR    | HY/2011/03 | 2015-12-14        | Mid-Flood | Rainy             | CS(Mf)5 | 09:17:46 | 6.2      | Middle  | 2          | 2         | 21.69           | 8.13 | 29.45         | 89    | 6.59     | 10.5           | 5.4      |
| HKLR    | HY/2011/03 | 2015-12-14        | Mid-Flood | Rainy             | CS(Mf)5 | 09:17:38 | 11.4     | Bottom  | 3          | 1         | 21.66           | 8.12 | 29.72         | 87.6  | 6.48     | 10.4           | 5.5      |
| HKLR    | HY/2011/03 | 2015-12-14        | Mid-Flood | Rainy             | CS(Mf)5 | 09:17:06 | 11.4     | Bottom  | 3          | 2         | 21.69           | 8.12 | 29.68         | 88.6  | 6.61     | 10.2           | 6        |
| HKLR    | HY/2011/03 | 2015-12-16        | Mid-Ebb   | Sunny             | ISS     | 15:21:16 | 1.0      | Surface | 1          | 1         | 20.32           | 8.21 | 26.46         | 88.2  | 6.82     | 8.6            | 10       |
| HKLR    | HY/2011/03 | 2015-12-16        | Mid-Ebb   | Sunny             | ISS     | 15:21:42 | 1.0      | Surface | 1          | 2         | 20.32           | 8.2  | 26.52         | 87.6  | 6.77     | 8.8            | 10.1     |
| HKLR    | HY/2011/03 | 2015-12-16        | Mid-Ebb   | Sunny             | ISS     | 15:21:33 | 4.4      | Middle  | 2          | 1         | 20.33           | 8.2  | 26.62         | 87.4  | 6.75     | 8.7            | 9        |
| HKLR    | HY/2011/03 | 2015-12-16        | Mid-Ebb   | Sunny             | ISS     | 15:21:05 | 4.4      | Middle  | 2          | 2         | 20.33           | 8.21 | 26.54         | 88.1  | 6.81     | 8.4            | 10.3     |
| HKLR    | HY/2011/03 | 2015-12-16        | Mid-Ebb   | Sunny             | ISS     | 15:21:25 | 7.8      | Bottom  | 3          | 1         | 20.33           | 8.2  | 26.6          | 88    | 6.8      | 8.6            | 9.6      |
| HKLR    | HY/2011/03 | 2015-12-16        | Mid-Ebb   | Sunny             | ISS     | 15:20:58 | 7.8      | Bottom  | 3          | 2         | 20.32           | 8.22 | 26.53         | 88.4  | 6.83     | 8.6            | 11.1     |
| HKLR    | HY/2011/03 | 2015-12-16        | Mid-Ebb   | Sunny             | IS(Mf)6 | 15:32:18 | 1.0      | Surface | 1          | 1         | 20.42           | 8.17 | 26.61         | 90.3  | 6.97     | 8.1            | 10.4     |
| HKLR    | HY/2011/03 | 2015-12-16        | Mid-Ebb   | Sunny             | IS(Mf)6 | 15:32:02 | 1.0      | Surface | 1          | 2         | 20.4            | 8.17 | 26.59         | 91.7  | 7.07     | 8              | 10       |

## Water Quality Monitoring Data

| Project | Works      | Date (yyyy-mm-dd) | Tide    | Weather Condition | Station | Time     | Depth, m | Level   | Level_Code | Replicate | Temperature, °C | pH   | Salinity, ppt | DO, % | DO, mg/L | Turbidity, NTU | SS, mg/L |
|---------|------------|-------------------|---------|-------------------|---------|----------|----------|---------|------------|-----------|-----------------|------|---------------|-------|----------|----------------|----------|
| HKLR    | HY/2011/03 | 2015-12-16        | Mid-Ebb | Sunny             | IS(Mf)6 | 15:31:52 | 2.3      | Bottom  | 3          | 1         | 20.41           | 8.17 | 26.63         | 90.8  | 7        | 8.3            | 9.8      |
| HKLR    | HY/2011/03 | 2015-12-16        | Mid-Ebb | Sunny             | IS(Mf)6 | 15:32:09 | 2.3      | Bottom  | 3          | 2         | 20.42           | 8.17 | 26.65         | 90.6  | 6.99     | 8              | 9.8      |
| HKLR    | HY/2011/03 | 2015-12-16        | Mid-Ebb | Sunny             | IS7     | 15:39:25 | 1.0      | Surface | 1          | 1         | 20.41           | 8.17 | 26.64         | 89.9  | 6.93     | 7.6            | 8.8      |
| HKLR    | HY/2011/03 | 2015-12-16        | Mid-Ebb | Sunny             | IS7     | 15:39:50 | 1.0      | Surface | 1          | 2         | 20.41           | 8.17 | 26.64         | 90.1  | 6.95     | 7.5            | 8.2      |
| HKLR    | HY/2011/03 | 2015-12-16        | Mid-Ebb | Sunny             | IS7     | 15:39:32 | 2.5      | Bottom  | 3          | 1         | 20.42           | 8.17 | 26.7          | 90.2  | 6.95     | 7.6            | 8        |
| HKLR    | HY/2011/03 | 2015-12-16        | Mid-Ebb | Sunny             | IS7     | 15:39:15 | 2.5      | Bottom  | 3          | 2         | 20.41           | 8.17 | 26.68         | 89.8  | 6.93     | 7.6            | 9.4      |
| HKLR    | HY/2011/03 | 2015-12-16        | Mid-Ebb | Sunny             | IS8     | 16:12:09 | 1.0      | Surface | 1          | 1         | 20.56           | 8.16 | 26.66         | 88.7  | 6.82     | 8.5            | 9.3      |
| HKLR    | HY/2011/03 | 2015-12-16        | Mid-Ebb | Sunny             | IS8     | 16:12:38 | 1.0      | Surface | 1          | 2         | 20.57           | 8.16 | 26.76         | 88.6  | 6.81     | 7.7            | 9.8      |
| HKLR    | HY/2011/03 | 2015-12-16        | Mid-Ebb | Sunny             | IS8     | 16:12:30 | 2.8      | Bottom  | 3          | 1         | 20.69           | 8.15 | 27.12         | 89    | 6.81     | 10.3           | 9        |
| HKLR    | HY/2011/03 | 2015-12-16        | Mid-Ebb | Sunny             | IS8     | 16:11:59 | 2.8      | Bottom  | 3          | 2         | 20.72           | 8.15 | 27.36         | 89.2  | 6.81     | 9              | 10.4     |
| HKLR    | HY/2011/03 | 2015-12-16        | Mid-Ebb | Sunny             | IS(Mf)9 | 15:48:55 | 1.0      | Surface | 1          | 1         | 20.66           | 8.14 | 27.01         | 91.7  | 7.02     | 6.5            | 8.2      |
| HKLR    | HY/2011/03 | 2015-12-16        | Mid-Ebb | Sunny             | IS(Mf)9 | 15:49:09 | 1.0      | Surface | 1          | 2         | 20.65           | 8.15 | 27.02         | 90.4  | 6.93     | 6.5            | 7.9      |
| HKLR    | HY/2011/03 | 2015-12-16        | Mid-Ebb | Sunny             | IS(Mf)9 | 15:48:59 | 2.4      | Bottom  | 3          | 1         | 20.65           | 8.14 | 27.05         | 91    | 6.97     | 6.6            | 8.6      |
| HKLR    | HY/2011/03 | 2015-12-16        | Mid-Ebb | Sunny             | IS(Mf)9 | 15:48:48 | 2.4      | Bottom  | 3          | 2         | 20.66           | 8.13 | 27.04         | 93.1  | 7.13     | 6.5            | 8        |
| HKLR    | HY/2011/03 | 2015-12-16        | Mid-Ebb | Sunny             | IS10    | 16:35:04 | 1.0      | Surface | 1          | 1         | 17.52           | 8.19 | 26.57         | 92.6  | 7.53     | 6.2            | 7.1      |
| HKLR    | HY/2011/03 | 2015-12-16        | Mid-Ebb | Sunny             | IS10    | 16:34:29 | 1.0      | Surface | 1          | 2         | 17.62           | 8.19 | 26.66         | 92.6  | 7.46     | 6.1            | 7.2      |
| HKLR    | HY/2011/03 | 2015-12-16        | Mid-Ebb | Sunny             | IS10    | 16:34:50 | 5.3      | Middle  | 2          | 1         | 17.73           | 8.19 | 27.04         | 92.4  | 7.48     | 6.4            | 6.8      |
| HKLR    | HY/2011/03 | 2015-12-16        | Mid-Ebb | Sunny             | IS10    | 16:34:22 | 5.3      | Middle  | 2          | 2         | 17.75           | 8.18 | 27.13         | 91    | 7.37     | 6.6            | 5.8      |
| HKLR    | HY/2011/03 | 2015-12-16        | Mid-Ebb | Sunny             | IS10    | 16:34:14 | 9.5      | Bottom  | 3          | 1         | 17.74           | 8.18 | 27.71         | 90.6  | 7.36     | 6.4            | 7.2      |
| HKLR    | HY/2011/03 | 2015-12-16        | Mid-Ebb | Sunny             | IS10    | 16:34:41 | 9.5      | Bottom  | 3          | 2         | 17.73           | 8.18 | 27.32         | 91.3  | 7.39     | 6.3            | 6.4      |
| HKLR    | HY/2011/03 | 2015-12-16        | Mid-Ebb | Sunny             | SR3     | 15:08:14 | 0.8      | Middle  | 2          | 1         | 20.28           | 8.32 | 25.78         | 93.4  | 7.26     | 9.7            | 11.3     |
| HKLR    | HY/2011/03 | 2015-12-16        | Mid-Ebb | Sunny             | SR3     | 15:08:21 | 0.8      | Middle  | 2          | 2         | 20.28           | 8.32 | 25.85         | 92.4  | 7.17     | 9.4            | 10.1     |
| HKLR    | HY/2011/03 | 2015-12-16        | Mid-Ebb | Sunny             | SR4     | 16:01:58 | 1.0      | Surface | 1          | 1         | 20.6            | 8.16 | 26.76         | 90.7  | 6.97     | 8              | 10.2     |
| HKLR    | HY/2011/03 | 2015-12-16        | Mid-Ebb | Sunny             | SR4     | 16:01:41 | 1.0      | Surface | 1          | 2         | 20.6            | 8.15 | 26.74         | 90.1  | 6.92     | 8              | 10.6     |
| HKLR    | HY/2011/03 | 2015-12-16        | Mid-Ebb | Sunny             | SR4     | 16:01:50 | 2.5      | Bottom  | 3          | 1         | 20.71           | 8.15 | 27.16         | 91.1  | 6.96     | 8.2            | 10.1     |
| HKLR    | HY/2011/03 | 2015-12-16        | Mid-Ebb | Sunny             | SR4     | 16:01:33 | 2.5      | Bottom  | 3          | 2         | 20.63           | 8.15 | 26.97         | 90.7  | 6.95     | 8.3            | 10.8     |
| HKLR    | HY/2011/03 | 2015-12-16        | Mid-Ebb | Sunny             | SR5     | 16:23:17 | 1.0      | Surface | 1          | 1         | 17.51           | 8.18 | 27.22         | 93.3  | 7.56     | 6.3            | 6.7      |
| HKLR    | HY/2011/03 | 2015-12-16        | Mid-Ebb | Sunny             | SR5     | 16:23:31 | 1.0      | Surface | 1          | 2         | 17.56           | 8.18 | 27.23         | 92.5  | 7.51     | 6.2            | 6.3      |
| HKLR    | HY/2011/03 | 2015-12-16        | Mid-Ebb | Sunny             | SR5     | 16:23:05 | 3.9      | Bottom  | 3          | 1         | 17.53           | 8.17 | 27.56         | 93    | 7.54     | 6.2            | 6.8      |
| HKLR    | HY/2011/03 | 2015-12-16        | Mid-Ebb | Sunny             | SR5     | 16:23:23 | 3.9      | Bottom  | 3          | 2         | 17.55           | 8.17 | 27.48         | 92.9  | 7.53     | 6.2            | 6        |
| HKLR    | HY/2011/03 | 2015-12-16        | Mid-Ebb | Sunny             | SR10A   | 17:29:08 | 1.0      | Surface | 1          | 1         | 20.94           | 8.17 | 28.06         | 91.1  | 6.9      | 4.6            | 6.7      |
| HKLR    | HY/2011/03 | 2015-12-16        | Mid-Ebb | Sunny             | SR10A   | 17:29:37 | 1.0      | Surface | 1          | 2         | 20.93           | 8.17 | 28.01         | 88.9  | 6.73     | 4.6            | 6.2      |
| HKLR    | HY/2011/03 | 2015-12-16        | Mid-Ebb | Sunny             | SR10A   | 17:29:26 | 3.3      | Middle  | 2          | 1         | 20.96           | 8.17 | 28.1          | 91.1  | 6.9      | 4.6            | 6.1      |
| HKLR    | HY/2011/03 | 2015-12-16        | Mid-Ebb | Sunny             | SR10A   | 17:29:02 | 3.3      | Middle  | 2          | 2         | 20.96           | 8.17 | 28.12         | 89    | 6.73     | 4.6            | 5.5      |
| HKLR    | HY/2011/03 | 2015-12-16        | Mid-Ebb | Sunny             | SR10A   | 17:28:53 | 5.6      | Bottom  | 3          | 1         | 20.96           | 8.17 | 28.14         | 87.4  | 6.62     | 4.8            | 5.9      |
| HKLR    | HY/2011/03 | 2015-12-16        | Mid-Ebb | Sunny             | SR10A   | 17:29:14 | 5.6      | Bottom  | 3          | 2         | 20.94           | 8.16 | 28.15         | 88.2  | 6.68     | 4.6            | 5.2      |
| HKLR    | HY/2011/03 | 2015-12-16        | Mid-Ebb | Sunny             | SR10B   | 17:38:35 | 1.0      | Surface | 1          | 1         | 21              | 8.17 | 27.94         | 86.2  | 6.53     | 4.3            | 5.8      |
| HKLR    | HY/2011/03 | 2015-12-16        | Mid-Ebb | Sunny             | SR10B   | 17:38:58 | 1.0      | Surface | 1          | 2         | 20.96           | 8.17 | 27.95         | 89.5  | 6.78     | 4.5            | 5.9      |
| HKLR    | HY/2011/03 | 2015-12-16        | Mid-Ebb | Sunny             | SR10B   | 17:38:24 | 4.4      | Bottom  | 3          | 1         | 21.35           | 8.15 | 29.26         | 85.4  | 6.38     | 4.1            | 6.3      |
| HKLR    | HY/2011/03 | 2015-12-16        | Mid-Ebb | Sunny             | SR10B   | 17:38:44 | 4.4      | Bottom  | 3          | 2         | 21.11           | 8.16 | 29.13         | 86.3  | 6.47     | 4.3            | 6        |
| HKLR    | HY/2011/03 | 2015-12-16        | Mid-Ebb | Sunny             | CS2     | 15:12:24 | 1.0      | Surface | 1          | 1         | 17.39           | 8.2  | 31.56         | 95.5  | 7.57     | 6.4            | 5.7      |
| HKLR    | HY/2011/03 | 2015-12-16        | Mid-Ebb | Sunny             | CS2     | 15:11:39 | 1.0      | Surface | 1          | 2         | 17.47           | 8.2  | 32.84         | 94.6  | 7.39     | 6.6            | 6.5      |
| HKLR    | HY/2011/03 | 2015-12-16        | Mid-Ebb | Sunny             | CS2     | 15:12:01 | 4.0      | Middle  | 2          | 1         | 17.5            | 8.19 | 32.8          | 94.9  | 7.44     | 6.4            | 6.1      |
| HKLR    | HY/2011/03 | 2015-12-16        | Mid-Ebb | Sunny             | CS2     | 15:11:25 | 4.0      | Middle  | 2          | 2         | 17.53           | 8.2  | 33.07         | 93.2  | 7.32     | 6.7            | 7.1      |
| HKLR    | HY/2011/03 | 2015-12-16        | Mid-Ebb | Sunny             | CS2     | 15:11:51 | 6.9      | Bottom  | 3          | 1         | 17.51           | 8.19 | 32.98         | 93.4  | 7.34     | 6.5            | 6.7      |
| HKLR    | HY/2011/03 | 2015-12-16        | Mid-Ebb | Sunny             | CS2     | 15:11:06 | 6.9      | Bottom  | 3          | 2         | 17.59           | 8.2  | 33.27         | 93.1  | 7.3      | 6.6            | 7.6      |
| HKLR    | HY/2011/03 | 2015-12-16        | Mid-Ebb | Sunny             | CS(Mf)5 | 16:56:22 | 1.0      | Surface | 1          | 1         | 21.06           | 8.18 | 27.99         | 87.7  | 6.63     | 4.3            | 6.7      |
| HKLR    | HY/2011/03 | 2015-12-16        | Mid-Ebb | Sunny             | CS(Mf)5 | 16:55:37 | 1.0      | Surface | 1          | 2         | 20.99           | 8.18 | 27.96         | 85.5  | 6.47     | 4.3            | 6.4      |
| HKLR    | HY/2011/03 | 2015-12-16        | Mid-Ebb | Sunny             | CS(Mf)5 | 16:56:09 | 6.7      | Middle  | 2          | 1         | 21.42           | 8.16 | 29.7          | 84.1  | 6.25     | 4.1            | 5.5      |
| HKLR    | HY/2011/03 | 2015-12-16        | Mid-Ebb | Sunny             | CS(Mf)5 | 16:55:22 | 6.7      | Middle  | 2          | 2         | 21.42           | 8.16 | 29.75         | 84.5  | 6.28     | 4.3            | 6.2      |
| HKLR    | HY/2011/03 | 2015-12-16        | Mid-Ebb | Sunny             | CS(Mf)5 | 16:56:03 | 12.3     | Bottom  | 3          | 1         | 21.41           | 8.16 | 29.67         | 84.2  | 6.26     | 4.6            | 5        |
| HKLR    | HY/2011/03 | 2015-12-16        | Mid-Ebb | Sunny             | CS(Mf)5 | 16:55:14 | 12.3     | Bottom  | 3          | 2         | 21.36           | 8.16 | 29.78         | 85.1  | 6.33     | 4.3            | 6.1      |

## Water Quality Monitoring Data

| Project | Works      | Date (yyyy-mm-dd) | Tide      | Weather Condition | Station | Time     | Depth, m | Level   | Level_Code | Replicate | Temperature, °C | pH   | Salinity, ppt | DO, % | DO, mg/L | Turbidity, NTU | SS, mg/L |
|---------|------------|-------------------|-----------|-------------------|---------|----------|----------|---------|------------|-----------|-----------------|------|---------------|-------|----------|----------------|----------|
| HKLR    | HY/2011/03 | 2015-12-16        | Mid-Flood | Sunny             | IS5     | 12:25:42 | 1.0      | Surface | 1          | 1         | 20.28           | 8.14 | 27.44         | 87.9  | 6.76     | 12.5           | 15.5     |
| HKLR    | HY/2011/03 | 2015-12-16        | Mid-Flood | Sunny             | IS5     | 12:25:07 | 1.0      | Surface | 1          | 2         | 20.28           | 8.14 | 27.42         | 90.5  | 6.96     | 12.6           | 16       |
| HKLR    | HY/2011/03 | 2015-12-16        | Mid-Flood | Sunny             | IS5     | 12:25:23 | 4.4      | Middle  | 2          | 1         | 20.28           | 8.14 | 27.43         | 88.5  | 6.81     | 12.6           | 16.5     |
| HKLR    | HY/2011/03 | 2015-12-16        | Mid-Flood | Sunny             | IS5     | 12:24:53 | 4.4      | Middle  | 2          | 2         | 20.28           | 8.14 | 27.43         | 92.3  | 7.1      | 13             | 15.4     |
| HKLR    | HY/2011/03 | 2015-12-16        | Mid-Flood | Sunny             | IS5     | 12:25:16 | 7.7      | Bottom  | 3          | 1         | 20.28           | 8.14 | 27.43         | 88.2  | 6.79     | 12.6           | 16.8     |
| HKLR    | HY/2011/03 | 2015-12-16        | Mid-Flood | Sunny             | IS5     | 12:24:46 | 7.7      | Bottom  | 3          | 2         | 20.28           | 8.14 | 27.42         | 89.1  | 6.85     | 12.9           | 17.4     |
| HKLR    | HY/2011/03 | 2015-12-16        | Mid-Flood | Sunny             | IS(Mf)6 | 12:08:20 | 1.0      | Surface | 1          | 1         | 20.45           | 8.14 | 27.35         | 87.7  | 6.73     | 7              | 11.1     |
| HKLR    | HY/2011/03 | 2015-12-16        | Mid-Flood | Sunny             | IS(Mf)6 | 12:08:36 | 1.0      | Surface | 1          | 2         | 20.44           | 8.14 | 27.35         | 87.3  | 6.7      | 7.4            | 11.1     |
| HKLR    | HY/2011/03 | 2015-12-16        | Mid-Flood | Sunny             | IS(Mf)6 | 12:08:29 | 2.2      | Bottom  | 3          | 1         | 20.45           | 8.14 | 27.37         | 87.6  | 6.72     | 7.8            | 13.6     |
| HKLR    | HY/2011/03 | 2015-12-16        | Mid-Flood | Sunny             | IS(Mf)6 | 12:08:15 | 2.2      | Bottom  | 3          | 2         | 20.45           | 8.14 | 27.37         | 87.6  | 6.72     | 7.1            | 12.1     |
| HKLR    | HY/2011/03 | 2015-12-16        | Mid-Flood | Sunny             | IS7     | 12:00:44 | 1.0      | Surface | 1          | 1         | 20.46           | 8.14 | 27.37         | 91.5  | 7.02     | 7.1            | 8.6      |
| HKLR    | HY/2011/03 | 2015-12-16        | Mid-Flood | Sunny             | IS7     | 12:01:04 | 1.0      | Surface | 1          | 2         | 20.45           | 8.14 | 27.36         | 88.1  | 6.76     | 6.8            | 8.5      |
| HKLR    | HY/2011/03 | 2015-12-16        | Mid-Flood | Sunny             | IS7     | 12:00:36 | 2.4      | Bottom  | 3          | 1         | 20.48           | 8.14 | 27.42         | 91.5  | 7.02     | 7.9            | 10.2     |
| HKLR    | HY/2011/03 | 2015-12-16        | Mid-Flood | Sunny             | IS7     | 12:00:51 | 2.4      | Bottom  | 3          | 2         | 20.48           | 8.14 | 27.45         | 90.2  | 6.91     | 8.5            | 9.4      |
| HKLR    | HY/2011/03 | 2015-12-16        | Mid-Flood | Sunny             | IS8     | 11:34:27 | 1.0      | Surface | 1          | 1         | 20.51           | 8.13 | 27.33         | 88.9  | 6.81     | 9.1            | 7.8      |
| HKLR    | HY/2011/03 | 2015-12-16        | Mid-Flood | Sunny             | IS8     | 11:34:43 | 1.0      | Surface | 1          | 2         | 20.52           | 8.14 | 27.38         | 89.3  | 6.85     | 10.1           | 8.8      |
| HKLR    | HY/2011/03 | 2015-12-16        | Mid-Flood | Sunny             | IS8     | 11:34:37 | 2.7      | Bottom  | 3          | 1         | 20.53           | 8.14 | 27.44         | 88.1  | 6.75     | 10.7           | 8.3      |
| HKLR    | HY/2011/03 | 2015-12-16        | Mid-Flood | Sunny             | IS8     | 11:34:18 | 2.7      | Bottom  | 3          | 2         | 20.51           | 8.13 | 27.36         | 89.8  | 6.88     | 10.4           | 8        |
| HKLR    | HY/2011/03 | 2015-12-16        | Mid-Flood | Sunny             | IS(Mf)9 | 11:53:27 | 1.0      | Surface | 1          | 1         | 20.49           | 8.14 | 27.41         | 92.1  | 7.06     | 7.2            | 7.5      |
| HKLR    | HY/2011/03 | 2015-12-16        | Mid-Flood | Sunny             | IS(Mf)9 | 11:53:43 | 1.0      | Surface | 1          | 2         | 20.49           | 8.14 | 27.41         | 90.1  | 6.91     | 7.3            | 8.1      |
| HKLR    | HY/2011/03 | 2015-12-16        | Mid-Flood | Sunny             | IS(Mf)9 | 11:53:19 | 2.6      | Bottom  | 3          | 1         | 20.5            | 8.14 | 27.43         | 92.2  | 7.07     | 7.6            | 8.4      |
| HKLR    | HY/2011/03 | 2015-12-16        | Mid-Flood | Sunny             | IS(Mf)9 | 11:53:33 | 2.6      | Bottom  | 3          | 2         | 20.49           | 8.14 | 27.45         | 92.1  | 7.06     | 7.6            | 7.9      |
| HKLR    | HY/2011/03 | 2015-12-16        | Mid-Flood | Sunny             | IS10    | 11:10:57 | 1.0      | Surface | 1          | 1         | 17.58           | 8.08 | 29.77         | 92.8  | 7.41     | 11.1           | 9.9      |
| HKLR    | HY/2011/03 | 2015-12-16        | Mid-Flood | Sunny             | IS10    | 11:10:19 | 1.0      | Surface | 1          | 2         | 17.59           | 8.08 | 30.13         | 92.8  | 7.39     | 11.5           | 9.8      |
| HKLR    | HY/2011/03 | 2015-12-16        | Mid-Flood | Sunny             | IS10    | 11:10:47 | 5.3      | Middle  | 2          | 1         | 17.61           | 8.08 | 29.48         | 91.9  | 7.35     | 11.3           | 8        |
| HKLR    | HY/2011/03 | 2015-12-16        | Mid-Flood | Sunny             | IS10    | 11:10:11 | 5.3      | Middle  | 2          | 2         | 17.6            | 8.08 | 30.16         | 91.3  | 7.27     | 11.1           | 8        |
| HKLR    | HY/2011/03 | 2015-12-16        | Mid-Flood | Sunny             | IS10    | 11:10:36 | 9.5      | Bottom  | 3          | 1         | 17.61           | 8.07 | 29.77         | 91.1  | 7.27     | 11.4           | 9.7      |
| HKLR    | HY/2011/03 | 2015-12-16        | Mid-Flood | Sunny             | IS10    | 11:10:00 | 9.5      | Bottom  | 3          | 2         | 17.6            | 8.07 | 30.22         | 90.8  | 7.24     | 11.2           | 9        |
| HKLR    | HY/2011/03 | 2015-12-16        | Mid-Flood | Sunny             | SR3     | 12:33:53 | 0.8      | Middle  | 2          | 1         | 20.27           | 8.13 | 27.43         | 87.5  | 6.74     | 12.1           | 13.9     |
| HKLR    | HY/2011/03 | 2015-12-16        | Mid-Flood | Sunny             | SR3     | 12:34:02 | 0.8      | Middle  | 2          | 2         | 20.26           | 8.13 | 27.43         | 87.6  | 6.75     | 12             | 13.5     |
| HKLR    | HY/2011/03 | 2015-12-16        | Mid-Flood | Sunny             | SR4     | 11:44:51 | 1.0      | Surface | 1          | 1         | 20.51           | 8.14 | 27.42         | 88.3  | 6.77     | 6.2            | 7.6      |
| HKLR    | HY/2011/03 | 2015-12-16        | Mid-Flood | Sunny             | SR4     | 11:45:21 | 1.0      | Surface | 1          | 2         | 20.5            | 8.14 | 27.43         | 90.3  | 6.92     | 6.7            | 7.3      |
| HKLR    | HY/2011/03 | 2015-12-16        | Mid-Flood | Sunny             | SR4     | 11:44:43 | 2.7      | Bottom  | 3          | 1         | 20.51           | 8.14 | 27.45         | 87.1  | 6.67     | 8.4            | 7.4      |
| HKLR    | HY/2011/03 | 2015-12-16        | Mid-Flood | Sunny             | SR4     | 11:45:13 | 2.7      | Bottom  | 3          | 2         | 20.52           | 8.14 | 27.48         | 89.2  | 6.83     | 8.1            | 7.7      |
| HKLR    | HY/2011/03 | 2015-12-16        | Mid-Flood | Sunny             | SR5     | 11:19:06 | 1.0      | Surface | 1          | 1         | 17.56           | 8.09 | 29.55         | 91.2  | 7.29     | 8.7            | 9.2      |
| HKLR    | HY/2011/03 | 2015-12-16        | Mid-Flood | Sunny             | SR5     | 11:19:24 | 1.0      | Surface | 1          | 2         | 17.54           | 8.09 | 29.48         | 91.6  | 7.33     | 9.2            | 8.4      |
| HKLR    | HY/2011/03 | 2015-12-16        | Mid-Flood | Sunny             | SR5     | 11:19:12 | 4.2      | Bottom  | 3          | 1         | 17.56           | 8.09 | 29.51         | 91.8  | 7.35     | 9.3            | 8.4      |
| HKLR    | HY/2011/03 | 2015-12-16        | Mid-Flood | Sunny             | SR5     | 11:18:58 | 4.2      | Bottom  | 3          | 2         | 17.57           | 8.09 | 29.39         | 92.6  | 7.41     | 9.1            | 9.2      |
| HKLR    | HY/2011/03 | 2015-12-16        | Mid-Flood | Sunny             | SR10A   | 10:19:10 | 1.0      | Surface | 1          | 1         | 21.14           | 8.1  | 28.2          | 85.9  | 6.48     | 4              | 6.2      |
| HKLR    | HY/2011/03 | 2015-12-16        | Mid-Flood | Sunny             | SR10A   | 10:18:32 | 1.0      | Surface | 1          | 2         | 21.16           | 8.09 | 28.14         | 84.2  | 6.35     | 4              | 7.2      |
| HKLR    | HY/2011/03 | 2015-12-16        | Mid-Flood | Sunny             | SR10A   | 10:18:09 | 3.4      | Middle  | 2          | 1         | 21.18           | 8.08 | 28.14         | 86    | 6.48     | 4.1            | 6.9      |
| HKLR    | HY/2011/03 | 2015-12-16        | Mid-Flood | Sunny             | SR10A   | 10:18:57 | 3.4      | Middle  | 2          | 2         | 21.15           | 8.1  | 28.18         | 86.8  | 6.54     | 4              | 5.4      |
| HKLR    | HY/2011/03 | 2015-12-16        | Mid-Flood | Sunny             | SR10A   | 10:18:46 | 5.7      | Bottom  | 3          | 1         | 21.27           | 8.09 | 28.4          | 84.5  | 6.35     | 4.1            | 6.3      |
| HKLR    | HY/2011/03 | 2015-12-16        | Mid-Flood | Sunny             | SR10A   | 10:18:03 | 5.7      | Bottom  | 3          | 2         | 21.18           | 8.08 | 28.13         | 86.9  | 6.55     | 4.1            | 5.6      |
| HKLR    | HY/2011/03 | 2015-12-16        | Mid-Flood | Sunny             | SR10B   | 10:04:21 | 1.0      | Surface | 1          | 1         | 21.25           | 8    | 27.9          | 87.3  | 6.58     | 4.7            | 7.4      |
| HKLR    | HY/2011/03 | 2015-12-16        | Mid-Flood | Sunny             | SR10B   | 10:04:06 | 1.0      | Surface | 1          | 2         | 21.26           | 7.98 | 27.78         | 89.1  | 6.72     | 4.8            | 8.4      |
| HKLR    | HY/2011/03 | 2015-12-16        | Mid-Flood | Sunny             | SR10B   | 10:04:15 | 4.1      | Bottom  | 3          | 1         | 21.26           | 7.99 | 27.87         | 86    | 6.48     | 4.7            | 7.1      |
| HKLR    | HY/2011/03 | 2015-12-16        | Mid-Flood | Sunny             | SR10B   | 10:03:54 | 4.1      | Bottom  | 3          | 2         | 21.27           | 7.95 | 27.66         | 88.7  | 6.69     | 4.8            | 6.6      |
| HKLR    | HY/2011/03 | 2015-12-16        | Mid-Flood | Sunny             | CS2     | 12:31:25 | 1.0      | Surface | 1          | 1         | 17.45           | 8.1  | 26.79         | 93.7  | 7.64     | 16.4           | 22.2     |
| HKLR    | HY/2011/03 | 2015-12-16        | Mid-Flood | Sunny             | CS2     | 12:31:58 | 1.0      | Surface | 1          | 2         | 17.46           | 8.1  | 26.73         | 93.2  | 7.59     | 16.8           | 22.4     |
| HKLR    | HY/2011/03 | 2015-12-16        | Mid-Flood | Sunny             | CS2     | 12:31:44 | 3.9      | Middle  | 2          | 1         | 17.49           | 8.1  | 26.78         | 91.8  | 7.48     | 16.5           | 21.6     |
| HKLR    | HY/2011/03 | 2015-12-16        | Mid-Flood | Sunny             | CS2     | 12:31:09 | 3.9      | Middle  | 2          | 2         | 17.49           | 8.09 | 26.94         | 92    | 7.5      | 16.6           | 22       |



## Water Quality Monitoring Data

| Project | Works      | Date (yyyy-mm-dd) | Tide      | Weather Condition | Station | Time     | Depth, m | Level   | Level_Code | Replicate | Temperature, °C | pH   | Salinity, ppt | DO, % | DO, mg/L | Turbidity, NTU | SS, mg/L |
|---------|------------|-------------------|-----------|-------------------|---------|----------|----------|---------|------------|-----------|-----------------|------|---------------|-------|----------|----------------|----------|
| HKLR    | HY/2011/03 | 2015-12-16        | Mid-Flood | Sunny             | CS2     | 12:31:35 | 6.8      | Bottom  | 3          | 1         | 17.48           | 8.1  | 26.82         | 91.6  | 7.47     | 16.5           | 22.2     |
| HKLR    | HY/2011/03 | 2015-12-16        | Mid-Flood | Sunny             | CS2     | 12:30:59 | 6.8      | Bottom  | 3          | 2         | 17.5            | 8.09 | 26.69         | 91.9  | 7.48     | 16.6           | 23.1     |
| HKLR    | HY/2011/03 | 2015-12-16        | Mid-Flood | Sunny             | CS(Mf)5 | 10:50:57 | 1.0      | Surface | 1          | 1         | 20.99           | 8.16 | 28.37         | 87    | 6.57     | 4.1            | 6.7      |
| HKLR    | HY/2011/03 | 2015-12-16        | Mid-Flood | Sunny             | CS(Mf)5 | 10:51:49 | 1.0      | Surface | 1          | 2         | 20.97           | 8.16 | 28.41         | 86.7  | 6.55     | 4.4            | 5.6      |
| HKLR    | HY/2011/03 | 2015-12-16        | Mid-Flood | Sunny             | CS(Mf)5 | 10:51:33 | 6.6      | Middle  | 2          | 1         | 21.47           | 8.14 | 29.42         | 86.6  | 6.45     | 4.3            | 5.6      |
| HKLR    | HY/2011/03 | 2015-12-16        | Mid-Flood | Sunny             | CS(Mf)5 | 10:50:41 | 6.6      | Middle  | 2          | 2         | 21.49           | 8.14 | 29.48         | 87.9  | 6.54     | 4.1            | 5.4      |
| HKLR    | HY/2011/03 | 2015-12-16        | Mid-Flood | Sunny             | CS(Mf)5 | 10:51:22 | 12.1     | Bottom  | 3          | 1         | 21.44           | 8.14 | 29.47         | 88.6  | 6.59     | 4.2            | 5        |
| HKLR    | HY/2011/03 | 2015-12-16        | Mid-Flood | Sunny             | CS(Mf)5 | 10:50:26 | 12.1     | Bottom  | 3          | 2         | 21.29           | 8.14 | 29.48         | 87.8  | 6.55     | 4.2            | 5.6      |
| HKLR    | HY/2011/03 | 2015-12-18        | Mid-Ebb   | Sunny             | IS5     | 11:41:30 | 1.0      | Surface | 1          | 1         | 18.91           | 8.24 | 28.79         | 89    | 6.97     | 5.6            | 8.7      |
| HKLR    | HY/2011/03 | 2015-12-18        | Mid-Ebb   | Sunny             | IS5     | 11:42:00 | 1.0      | Surface | 1          | 2         | 18.91           | 8.23 | 28.75         | 88.8  | 6.95     | 5.7            | 8.1      |
| HKLR    | HY/2011/03 | 2015-12-18        | Mid-Ebb   | Sunny             | IS5     | 11:41:47 | 4.3      | Middle  | 2          | 1         | 19.12           | 8.23 | 29.27         | 88.8  | 6.91     | 5.6            | 9.4      |
| HKLR    | HY/2011/03 | 2015-12-18        | Mid-Ebb   | Sunny             | IS5     | 11:41:19 | 4.3      | Middle  | 2          | 2         | 19.1            | 8.24 | 29.32         | 89.5  | 6.96     | 5.6            | 9.2      |
| HKLR    | HY/2011/03 | 2015-12-18        | Mid-Ebb   | Sunny             | IS5     | 11:41:38 | 7.6      | Bottom  | 3          | 1         | 18.99           | 8.23 | 29.17         | 89.8  | 7.01     | 5.6            | 8.5      |
| HKLR    | HY/2011/03 | 2015-12-18        | Mid-Ebb   | Sunny             | IS5     | 11:41:13 | 7.6      | Bottom  | 3          | 2         | 18.99           | 8.24 | 29.17         | 89.9  | 7.01     | 5.8            | 8.4      |
| HKLR    | HY/2011/03 | 2015-12-18        | Mid-Ebb   | Sunny             | IS(Mf)6 | 11:48:19 | 1.0      | Surface | 1          | 1         | 18.95           | 8.2  | 28.67         | 92.1  | 7.21     | 5.8            | 11       |
| HKLR    | HY/2011/03 | 2015-12-18        | Mid-Ebb   | Sunny             | IS(Mf)6 | 11:48:30 | 1.0      | Surface | 1          | 2         | 18.87           | 8.2  | 28.76         | 91    | 7.13     | 5.9            | 11       |
| HKLR    | HY/2011/03 | 2015-12-18        | Mid-Ebb   | Sunny             | IS(Mf)6 | 11:48:07 | 2.2      | Bottom  | 3          | 1         | 18.91           | 8.2  | 28.67         | 91.9  | 7.21     | 5.9            | 11.2     |
| HKLR    | HY/2011/03 | 2015-12-18        | Mid-Ebb   | Sunny             | IS(Mf)6 | 11:48:24 | 2.2      | Bottom  | 3          | 2         | 18.91           | 8.2  | 28.69         | 91.4  | 7.16     | 5.9            | 11.6     |
| HKLR    | HY/2011/03 | 2015-12-18        | Mid-Ebb   | Sunny             | IS7     | 11:57:42 | 1.0      | Surface | 1          | 1         | 18.87           | 8.2  | 28.75         | 90.7  | 7.11     | 6.2            | 10.4     |
| HKLR    | HY/2011/03 | 2015-12-18        | Mid-Ebb   | Sunny             | IS7     | 11:57:54 | 1.0      | Surface | 1          | 2         | 18.84           | 8.2  | 28.77         | 90.3  | 7.08     | 6.2            | 9.1      |
| HKLR    | HY/2011/03 | 2015-12-18        | Mid-Ebb   | Sunny             | IS7     | 11:57:35 | 2.2      | Bottom  | 3          | 1         | 18.84           | 8.2  | 28.74         | 90.3  | 7.08     | 6.1            | 12.2     |
| HKLR    | HY/2011/03 | 2015-12-18        | Mid-Ebb   | Sunny             | IS7     | 11:57:48 | 2.2      | Bottom  | 3          | 2         | 18.85           | 8.2  | 28.74         | 90.6  | 7.11     | 6.3            | 12.6     |
| HKLR    | HY/2011/03 | 2015-12-18        | Mid-Ebb   | Sunny             | IS8     | 12:21:58 | 1.0      | Surface | 1          | 1         | 19.61           | 8.19 | 28.87         | 86.3  | 6.67     | 11.2           | 5        |
| HKLR    | HY/2011/03 | 2015-12-18        | Mid-Ebb   | Sunny             | IS8     | 12:21:43 | 1.0      | Surface | 1          | 2         | 19.76           | 8.18 | 29.05         | 86.7  | 6.67     | 12.3           | 5.5      |
| HKLR    | HY/2011/03 | 2015-12-18        | Mid-Ebb   | Sunny             | IS8     | 12:21:37 | 3.3      | Bottom  | 3          | 1         | 19.69           | 8.18 | 29.98         | 86.5  | 6.63     | 11.3           | 6.4      |
| HKLR    | HY/2011/03 | 2015-12-18        | Mid-Ebb   | Sunny             | IS8     | 12:21:49 | 3.3      | Bottom  | 3          | 2         | 19.7            | 8.18 | 30.01         | 87.3  | 6.69     | 11.1           | 5.6      |
| HKLR    | HY/2011/03 | 2015-12-18        | Mid-Ebb   | Sunny             | IS(Mf)9 | 12:04:46 | 1.0      | Surface | 1          | 1         | 19.27           | 8.19 | 28.72         | 89.6  | 6.98     | 8.1            | 5.4      |
| HKLR    | HY/2011/03 | 2015-12-18        | Mid-Ebb   | Sunny             | IS(Mf)9 | 12:04:34 | 1.0      | Surface | 1          | 2         | 19.29           | 8.19 | 28.82         | 90.5  | 7.04     | 7.7            | 5        |
| HKLR    | HY/2011/03 | 2015-12-18        | Mid-Ebb   | Sunny             | IS(Mf)9 | 12:04:27 | 2.7      | Bottom  | 3          | 1         | 19.3            | 8.18 | 28.91         | 91    | 7.07     | 8.2            | 5.4      |
| HKLR    | HY/2011/03 | 2015-12-18        | Mid-Ebb   | Sunny             | IS(Mf)9 | 12:04:39 | 2.7      | Bottom  | 3          | 2         | 19.3            | 8.18 | 28.91         | 90.3  | 7.01     | 7.7            | 5.4      |
| HKLR    | HY/2011/03 | 2015-12-18        | Mid-Ebb   | Sunny             | IS10    | 12:49:15 | 1.0      | Surface | 1          | 1         | 16.64           | 8.13 | 29.85         | 93    | 7.56     | 7.5            | 9.5      |
| HKLR    | HY/2011/03 | 2015-12-18        | Mid-Ebb   | Sunny             | IS10    | 12:48:35 | 1.0      | Surface | 1          | 2         | 16.64           | 8.12 | 30.05         | 92.9  | 7.54     | 7.5            | 8.7      |
| HKLR    | HY/2011/03 | 2015-12-18        | Mid-Ebb   | Sunny             | IS10    | 12:49:02 | 3.7      | Middle  | 2          | 1         | 16.64           | 8.13 | 29.89         | 94.2  | 7.66     | 8.2            | 9.3      |
| HKLR    | HY/2011/03 | 2015-12-18        | Mid-Ebb   | Sunny             | IS10    | 12:48:23 | 3.7      | Middle  | 2          | 2         | 16.64           | 8.12 | 30.15         | 93.5  | 7.59     | 7.8            | 8.6      |
| HKLR    | HY/2011/03 | 2015-12-18        | Mid-Ebb   | Sunny             | IS10    | 12:48:54 | 6.3      | Bottom  | 3          | 1         | 16.64           | 8.13 | 29.93         | 94    | 7.64     | 7.9            | 9.8      |
| HKLR    | HY/2011/03 | 2015-12-18        | Mid-Ebb   | Sunny             | IS10    | 12:48:10 | 6.3      | Bottom  | 3          | 2         | 16.64           | 8.12 | 30.12         | 92.7  | 7.52     | 7.9            | 9.7      |
| HKLR    | HY/2011/03 | 2015-12-18        | Mid-Ebb   | Sunny             | SR3     | 11:30:58 | 0.7      | Middle  | 2          | 1         | 18.87           | 8.29 | 28.71         | 91.3  | 7.16     | 5.8            | 8.4      |
| HKLR    | HY/2011/03 | 2015-12-18        | Mid-Ebb   | Sunny             | SR3     | 11:31:02 | 0.7      | Middle  | 2          | 2         | 18.87           | 8.29 | 28.72         | 91.2  | 7.15     | 5.8            | 9        |
| HKLR    | HY/2011/03 | 2015-12-18        | Mid-Ebb   | Sunny             | SR4     | 12:14:31 | 1.0      | Surface | 1          | 1         | 19.38           | 8.18 | 28.81         | 88.7  | 6.88     | 8.5            | 4.6      |
| HKLR    | HY/2011/03 | 2015-12-18        | Mid-Ebb   | Sunny             | SR4     | 12:14:42 | 1.0      | Surface | 1          | 2         | 19.74           | 8.18 | 29.41         | 88.3  | 6.79     | 8.6            | 4.4      |
| HKLR    | HY/2011/03 | 2015-12-18        | Mid-Ebb   | Sunny             | SR4     | 12:14:37 | 2.9      | Bottom  | 3          | 1         | 19.59           | 8.18 | 29.95         | 88.9  | 6.83     | 8.5            | 5.1      |
| HKLR    | HY/2011/03 | 2015-12-18        | Mid-Ebb   | Sunny             | SR4     | 12:14:20 | 2.9      | Bottom  | 3          | 2         | 19.76           | 8.17 | 29.64         | 89.7  | 6.88     | 8.8            | 5.8      |
| HKLR    | HY/2011/03 | 2015-12-18        | Mid-Ebb   | Sunny             | SR5     | 12:40:48 | 1.0      | Surface | 1          | 1         | 16.64           | 8.1  | 30.52         | 95.4  | 7.72     | 8              | 9        |
| HKLR    | HY/2011/03 | 2015-12-18        | Mid-Ebb   | Sunny             | SR5     | 12:41:14 | 1.0      | Surface | 1          | 2         | 16.63           | 8.11 | 30.39         | 93.3  | 7.56     | 8.1            | 8.4      |
| HKLR    | HY/2011/03 | 2015-12-18        | Mid-Ebb   | Sunny             | SR5     | 12:40:37 | 4.1      | Bottom  | 3          | 1         | 16.63           | 8.1  | 30.58         | 96.4  | 7.8      | 8.4            | 8.6      |
| HKLR    | HY/2011/03 | 2015-12-18        | Mid-Ebb   | Sunny             | SR5     | 12:41:04 | 4.1      | Bottom  | 3          | 2         | 16.63           | 8.11 | 30.5          | 94    | 7.61     | 7.8            | 8.9      |
| HKLR    | HY/2011/03 | 2015-12-18        | Mid-Ebb   | Sunny             | SR10A   | 13:47:09 | 1.0      | Surface | 1          | 1         | 20.3            | 8.21 | 30.59         | 87    | 6.57     | 4.2            | 6        |
| HKLR    | HY/2011/03 | 2015-12-18        | Mid-Ebb   | Sunny             | SR10A   | 13:46:31 | 1.0      | Surface | 1          | 2         | 20.26           | 8.21 | 30.65         | 86.5  | 6.53     | 4.4            | 5.1      |
| HKLR    | HY/2011/03 | 2015-12-18        | Mid-Ebb   | Sunny             | SR10A   | 13:46:58 | 3.3      | Middle  | 2          | 1         | 20.3            | 8.2  | 30.72         | 86.9  | 6.56     | 4.2            | 6.5      |
| HKLR    | HY/2011/03 | 2015-12-18        | Mid-Ebb   | Sunny             | SR10A   | 13:46:25 | 3.3      | Middle  | 2          | 2         | 20.35           | 8.2  | 30.76         | 86.4  | 6.51     | 4.5            | 6.6      |
| HKLR    | HY/2011/03 | 2015-12-18        | Mid-Ebb   | Sunny             | SR10A   | 13:46:48 | 5.6      | Bottom  | 3          | 1         | 20.41           | 8.2  | 30.91         | 87    | 6.55     | 4.4            | 8.7      |
| HKLR    | HY/2011/03 | 2015-12-18        | Mid-Ebb   | Sunny             | SR10A   | 13:46:20 | 5.6      | Bottom  | 3          | 2         | 20.38           | 8.2  | 30.87         | 86.9  | 6.54     | 4.4            | 7.5      |

## Water Quality Monitoring Data

| Project | Works      | Date (yyyy-mm-dd) | Tide      | Weather Condition | Station | Time     | Depth, m | Level   | Level_Code | Replicate | Temperature, °C | pH   | Salinity, ppt | DO, % | DO, mg/L | Turbidity, NTU | SS, mg/L |
|---------|------------|-------------------|-----------|-------------------|---------|----------|----------|---------|------------|-----------|-----------------|------|---------------|-------|----------|----------------|----------|
| HKLR    | HY/2011/03 | 2015-12-18        | Mid-Ebb   | Sunny             | SR10B   | 13:56:10 | 1.0      | Surface | 1          | 1         | 20.24           | 8.21 | 30.64         | 86.8  | 6.56     | 3.8            | 9        |
| HKLR    | HY/2011/03 | 2015-12-18        | Mid-Ebb   | Sunny             | SR10B   | 13:56:22 | 1.0      | Surface | 1          | 2         | 20.25           | 8.21 | 30.64         | 86.9  | 6.56     | 3.7            | 8.2      |
| HKLR    | HY/2011/03 | 2015-12-18        | Mid-Ebb   | Sunny             | SR10B   | 13:56:16 | 4.4      | Bottom  | 3          | 1         | 20.23           | 8.21 | 30.68         | 87.3  | 6.59     | 3.8            | 8.3      |
| HKLR    | HY/2011/03 | 2015-12-18        | Mid-Ebb   | Sunny             | SR10B   | 13:56:04 | 4.4      | Bottom  | 3          | 2         | 20.24           | 8.21 | 30.66         | 87.1  | 6.58     | 3.8            | 7.9      |
| HKLR    | HY/2011/03 | 2015-12-18        | Mid-Ebb   | Sunny             | CS2     | 11:24:50 | 1.0      | Surface | 1          | 1         | 15.93           | 8.15 | 33.69         | 98.7  | 7.95     | 6.7            | 11.2     |
| HKLR    | HY/2011/03 | 2015-12-18        | Mid-Ebb   | Sunny             | CS2     | 11:25:30 | 1.0      | Surface | 1          | 2         | 15.92           | 8.16 | 31.53         | 98.4  | 8.03     | 6.7            | 12.6     |
| HKLR    | HY/2011/03 | 2015-12-18        | Mid-Ebb   | Sunny             | CS2     | 11:24:38 | 3.8      | Middle  | 2          | 1         | 15.92           | 8.14 | 34.36         | 100   | 8.02     | 6.8            | 11.9     |
| HKLR    | HY/2011/03 | 2015-12-18        | Mid-Ebb   | Sunny             | CS2     | 11:25:16 | 3.8      | Middle  | 2          | 2         | 15.91           | 8.16 | 32.15         | 99.1  | 8.06     | 6.9            | 12.7     |
| HKLR    | HY/2011/03 | 2015-12-18        | Mid-Ebb   | Sunny             | CS2     | 11:24:29 | 6.6      | Bottom  | 3          | 1         | 15.92           | 8.13 | 34.54         | 100.8 | 8.08     | 7.3            | 11       |
| HKLR    | HY/2011/03 | 2015-12-18        | Mid-Ebb   | Sunny             | CS2     | 11:25:05 | 6.6      | Bottom  | 3          | 2         | 15.92           | 8.15 | 32.76         | 99    | 8.02     | 7              | 11.2     |
| HKLR    | HY/2011/03 | 2015-12-18        | Mid-Ebb   | Sunny             | CS(Mf)5 | 13:02:57 | 1.0      | Surface | 1          | 1         | 20.32           | 8.21 | 30.68         | 89.4  | 6.74     | 5.5            | 8.3      |
| HKLR    | HY/2011/03 | 2015-12-18        | Mid-Ebb   | Sunny             | CS(Mf)5 | 13:02:23 | 1.0      | Surface | 1          | 2         | 20.31           | 8.2  | 30.66         | 88.4  | 6.67     | 5.6            | 8.7      |
| HKLR    | HY/2011/03 | 2015-12-18        | Mid-Ebb   | Sunny             | CS(Mf)5 | 13:02:49 | 6.1      | Middle  | 2          | 1         | 20.41           | 8.2  | 30.91         | 86.2  | 6.48     | 5.6            | 9.2      |
| HKLR    | HY/2011/03 | 2015-12-18        | Mid-Ebb   | Sunny             | CS(Mf)5 | 13:02:14 | 6.1      | Middle  | 2          | 2         | 20.41           | 8.2  | 30.91         | 87    | 6.55     | 5.6            | 8.1      |
| HKLR    | HY/2011/03 | 2015-12-18        | Mid-Ebb   | Sunny             | CS(Mf)5 | 13:02:06 | 11.1     | Bottom  | 3          | 1         | 20.41           | 8.2  | 30.92         | 87    | 6.54     | 5.6            | 8.1      |
| HKLR    | HY/2011/03 | 2015-12-18        | Mid-Ebb   | Sunny             | CS(Mf)5 | 13:02:36 | 11.1     | Bottom  | 3          | 2         | 20.37           | 8.2  | 30.9          | 87.1  | 6.56     | 5.7            | 8.8      |
| HKLR    | HY/2011/03 | 2015-12-18        | Mid-Flood | Cloudy            | IS5     | 06:21:41 | 1.0      | Surface | 1          | 1         | 19.09           | 8.18 | 28.62         | 88    | 6.88     | 8.5            | 6.2      |
| HKLR    | HY/2011/03 | 2015-12-18        | Mid-Flood | Cloudy            | IS5     | 06:22:04 | 1.0      | Surface | 1          | 2         | 19.12           | 8.18 | 28.63         | 88.6  | 6.92     | 8.5            | 6.6      |
| HKLR    | HY/2011/03 | 2015-12-18        | Mid-Flood | Cloudy            | IS5     | 06:21:58 | 4.1      | Middle  | 2          | 1         | 19.21           | 8.18 | 28.87         | 88.3  | 6.88     | 8.4            | 6.4      |
| HKLR    | HY/2011/03 | 2015-12-18        | Mid-Flood | Cloudy            | IS5     | 06:21:34 | 4.1      | Middle  | 2          | 2         | 19.21           | 8.18 | 28.86         | 88    | 6.85     | 8.3            | 5.1      |
| HKLR    | HY/2011/03 | 2015-12-18        | Mid-Flood | Cloudy            | IS5     | 06:21:27 | 7.2      | Bottom  | 3          | 1         | 19.16           | 8.17 | 28.9          | 88.2  | 6.87     | 8.4            | 7.9      |
| HKLR    | HY/2011/03 | 2015-12-18        | Mid-Flood | Cloudy            | IS5     | 06:21:51 | 7.2      | Bottom  | 3          | 2         | 19.16           | 8.17 | 28.96         | 88.3  | 6.87     | 8.5            | 6.1      |
| HKLR    | HY/2011/03 | 2015-12-18        | Mid-Flood | Cloudy            | IS(Mf)6 | 06:11:37 | 1.0      | Surface | 1          | 1         | 19.01           | 8.17 | 28.51         | 88.9  | 6.96     | 7.2            | 3.7      |
| HKLR    | HY/2011/03 | 2015-12-18        | Mid-Flood | Cloudy            | IS(Mf)6 | 06:11:51 | 1.0      | Surface | 1          | 2         | 18.94           | 8.17 | 28.49         | 89.1  | 6.98     | 7              | 3.8      |
| HKLR    | HY/2011/03 | 2015-12-18        | Mid-Flood | Cloudy            | IS(Mf)6 | 06:11:29 | 2.2      | Bottom  | 3          | 1         | 19.07           | 8.17 | 28.7          | 89    | 6.95     | 7              | 3.4      |
| HKLR    | HY/2011/03 | 2015-12-18        | Mid-Flood | Cloudy            | IS(Mf)6 | 06:11:44 | 2.2      | Bottom  | 3          | 2         | 18.96           | 8.17 | 28.54         | 89.4  | 7.01     | 7.1            | 5.1      |
| HKLR    | HY/2011/03 | 2015-12-18        | Mid-Flood | Cloudy            | IS7     | 06:02:26 | 1.0      | Surface | 1          | 1         | 18.92           | 8.16 | 28.47         | 89.7  | 7.04     | 7.6            | 3.4      |
| HKLR    | HY/2011/03 | 2015-12-18        | Mid-Flood | Cloudy            | IS7     | 06:02:40 | 1.0      | Surface | 1          | 2         | 18.92           | 8.17 | 28.48         | 89.4  | 7.01     | 7.5            | 5        |
| HKLR    | HY/2011/03 | 2015-12-18        | Mid-Flood | Cloudy            | IS7     | 06:02:34 | 2.4      | Bottom  | 3          | 1         | 18.94           | 8.16 | 28.54         | 89.5  | 7.01     | 7.5            | 4.8      |
| HKLR    | HY/2011/03 | 2015-12-18        | Mid-Flood | Cloudy            | IS7     | 06:02:18 | 2.4      | Bottom  | 3          | 2         | 18.91           | 8.16 | 28.5          | 90    | 7.06     | 7.7            | 3.3      |
| HKLR    | HY/2011/03 | 2015-12-18        | Mid-Flood | Cloudy            | IS8     | 05:41:05 | 1.0      | Surface | 1          | 1         | 19.31           | 8.17 | 28.45         | 88.5  | 6.89     | 4.5            | 6.2      |
| HKLR    | HY/2011/03 | 2015-12-18        | Mid-Flood | Cloudy            | IS8     | 05:41:17 | 1.0      | Surface | 1          | 2         | 19.47           | 8.16 | 28.72         | 88.9  | 6.89     | 4.6            | 5.9      |
| HKLR    | HY/2011/03 | 2015-12-18        | Mid-Flood | Cloudy            | IS8     | 05:41:09 | 3.1      | Bottom  | 3          | 1         | 19.25           | 8.17 | 28.53         | 88.4  | 6.89     | 4.5            | 6.1      |
| HKLR    | HY/2011/03 | 2015-12-18        | Mid-Flood | Cloudy            | IS8     | 05:40:58 | 3.1      | Bottom  | 3          | 2         | 19.19           | 8.17 | 28.52         | 89.6  | 6.99     | 4.6            | 5.7      |
| HKLR    | HY/2011/03 | 2015-12-18        | Mid-Flood | Cloudy            | IS(Mf)9 | 05:57:38 | 1.0      | Surface | 1          | 1         | 19.65           | 8.18 | 28.34         | 87    | 6.74     | 4.2            | 5.7      |
| HKLR    | HY/2011/03 | 2015-12-18        | Mid-Flood | Cloudy            | IS(Mf)9 | 05:57:50 | 1.0      | Surface | 1          | 2         | 19.65           | 8.18 | 28.44         | 87.1  | 6.74     | 4.4            | 5.6      |
| HKLR    | HY/2011/03 | 2015-12-18        | Mid-Flood | Cloudy            | IS(Mf)9 | 05:57:31 | 2.6      | Bottom  | 3          | 1         | 19.66           | 8.17 | 29.87         | 87.7  | 6.73     | 4.1            | 5.4      |
| HKLR    | HY/2011/03 | 2015-12-18        | Mid-Flood | Cloudy            | IS(Mf)9 | 05:57:42 | 2.6      | Bottom  | 3          | 2         | 19.53           | 8.18 | 29.76         | 87.3  | 6.72     | 4.1            | 6        |
| HKLR    | HY/2011/03 | 2015-12-18        | Mid-Flood | Cloudy            | IS10    | 05:33:36 | 1.0      | Surface | 1          | 1         | 15.75           | 8.11 | 28.67         | 98    | 8.16     | 7              | 4.2      |
| HKLR    | HY/2011/03 | 2015-12-18        | Mid-Flood | Cloudy            | IS10    | 05:32:57 | 1.0      | Surface | 1          | 2         | 15.77           | 8.1  | 28.82         | 98.3  | 8.18     | 7              | 6.2      |
| HKLR    | HY/2011/03 | 2015-12-18        | Mid-Flood | Cloudy            | IS10    | 05:33:20 | 5.3      | Middle  | 2          | 1         | 15.81           | 8.1  | 28.82         | 96.4  | 8.01     | 6.9            | 5.5      |
| HKLR    | HY/2011/03 | 2015-12-18        | Mid-Flood | Cloudy            | IS10    | 05:32:45 | 5.3      | Middle  | 2          | 2         | 15.83           | 8.09 | 28.99         | 96.4  | 8        | 7              | 6.4      |
| HKLR    | HY/2011/03 | 2015-12-18        | Mid-Flood | Cloudy            | IS10    | 05:32:38 | 9.6      | Bottom  | 3          | 1         | 15.84           | 8.09 | 29.1          | 97.2  | 8.07     | 7              | 5        |
| HKLR    | HY/2011/03 | 2015-12-18        | Mid-Flood | Cloudy            | IS10    | 05:33:12 | 9.6      | Bottom  | 3          | 2         | 15.8            | 8.1  | 28.69         | 96.1  | 8        | 6.8            | 7.4      |
| HKLR    | HY/2011/03 | 2015-12-18        | Mid-Flood | Cloudy            | SR3     | 06:31:17 | 0.7      | Middle  | 2          | 1         | 18.87           | 8.17 | 28.32         | 93.4  | 7.34     | 8.3            | 6.4      |
| HKLR    | HY/2011/03 | 2015-12-18        | Mid-Flood | Cloudy            | SR3     | 06:31:10 | 0.7      | Middle  | 2          | 2         | 18.84           | 8.17 | 28.29         | 94.2  | 7.41     | 8.1            | 6.7      |
| HKLR    | HY/2011/03 | 2015-12-18        | Mid-Flood | Cloudy            | SR4     | 05:47:31 | 1.0      | Surface | 1          | 1         | 19.65           | 8.18 | 28.34         | 87    | 6.74     | 4.2            | 4.4      |
| HKLR    | HY/2011/03 | 2015-12-18        | Mid-Flood | Cloudy            | SR4     | 05:47:19 | 1.0      | Surface | 1          | 2         | 19.59           | 8.18 | 28.73         | 87.4  | 6.76     | 4.2            | 5.1      |
| HKLR    | HY/2011/03 | 2015-12-18        | Mid-Flood | Cloudy            | SR4     | 05:47:25 | 2.6      | Bottom  | 3          | 1         | 19.66           | 8.17 | 29.75         | 87.8  | 6.74     | 4.3            | 7.5      |
| HKLR    | HY/2011/03 | 2015-12-18        | Mid-Flood | Cloudy            | SR4     | 05:47:10 | 2.6      | Bottom  | 3          | 2         | 19.7            | 8.17 | 29.72         | 88    | 6.75     | 4.1            | 6.9      |
| HKLR    | HY/2011/03 | 2015-12-18        | Mid-Flood | Cloudy            | SR5     | 05:41:49 | 1.0      | Surface | 1          | 1         | 15.74           | 8.12 | 27.94         | 96    | 8.03     | 6.7            | 7.7      |
| HKLR    | HY/2011/03 | 2015-12-18        | Mid-Flood | Cloudy            | SR5     | 05:41:29 | 1.0      | Surface | 1          | 2         | 15.74           | 8.11 | 28.16         | 97.8  | 8.17     | 6.6            | 6.6      |

## Water Quality Monitoring Data

| Project | Works      | Date (yyyy-mm-dd) | Tide      | Weather Condition | Station | Time     | Depth, m | Level   | Level_Code | Replicate | Temperature, °C | pH   | Salinity, ppt | DO, % | DO, mg/L | Turbidity, NTU | SS, mg/L |
|---------|------------|-------------------|-----------|-------------------|---------|----------|----------|---------|------------|-----------|-----------------|------|---------------|-------|----------|----------------|----------|
| HKLR    | HY/2011/03 | 2015-12-18        | Mid-Flood | Cloudy            | SR5     | 05:41:37 | 4.1      | Bottom  | 3          | 1         | 15.75           | 8.11 | 28.06         | 96.8  | 8.09     | 6.9            | 4        |
| HKLR    | HY/2011/03 | 2015-12-18        | Mid-Flood | Cloudy            | SR5     | 05:41:19 | 4.1      | Bottom  | 3          | 2         | 15.74           | 8.09 | 28.47         | 97.1  | 8.11     | 6.7            | 4.6      |
| HKLR    | HY/2011/03 | 2015-12-18        | Mid-Flood | Cloudy            | SR10A   | 04:26:36 | 1.0      | Surface | 1          | 1         | 19.84           | 8.16 | 29.35         | 90.1  | 6.91     | 7.4            | 4.1      |
| HKLR    | HY/2011/03 | 2015-12-18        | Mid-Flood | Cloudy            | SR10A   | 04:27:16 | 1.0      | Surface | 1          | 2         | 19.69           | 8.17 | 29.3          | 91.4  | 6.97     | 7.5            | 3.9      |
| HKLR    | HY/2011/03 | 2015-12-18        | Mid-Flood | Cloudy            | SR10A   | 04:26:29 | 3.2      | Middle  | 2          | 1         | 20.07           | 8.16 | 29.68         | 90.1  | 6.87     | 7.2            | 5.2      |
| HKLR    | HY/2011/03 | 2015-12-18        | Mid-Flood | Cloudy            | SR10A   | 04:27:04 | 3.2      | Middle  | 2          | 2         | 20.07           | 8.16 | 29.71         | 87.7  | 6.75     | 7.5            | 3.9      |
| HKLR    | HY/2011/03 | 2015-12-18        | Mid-Flood | Cloudy            | SR10A   | 04:26:21 | 5.4      | Bottom  | 3          | 1         | 20.05           | 8.15 | 29.73         | 87.9  | 6.7      | 7.2            | 4.3      |
| HKLR    | HY/2011/03 | 2015-12-18        | Mid-Flood | Cloudy            | SR10A   | 04:26:54 | 5.4      | Bottom  | 3          | 2         | 20.09           | 8.16 | 29.78         | 87.6  | 6.67     | 7.3            | 4.4      |
| HKLR    | HY/2011/03 | 2015-12-18        | Mid-Flood | Cloudy            | SR10B   | 04:16:32 | 1.0      | Surface | 1          | 1         | 19.83           | 8.13 | 29.03         | 89.3  | 6.86     | 6.8            | 5.2      |
| HKLR    | HY/2011/03 | 2015-12-18        | Mid-Flood | Cloudy            | SR10B   | 04:16:47 | 1.0      | Surface | 1          | 2         | 19.78           | 8.14 | 29.05         | 88.4  | 6.8      | 6.8            | 5.2      |
| HKLR    | HY/2011/03 | 2015-12-18        | Mid-Flood | Cloudy            | SR10B   | 04:16:24 | 4.3      | Bottom  | 3          | 1         | 19.91           | 8.13 | 29.23         | 88.4  | 6.77     | 6.9            | 6.4      |
| HKLR    | HY/2011/03 | 2015-12-18        | Mid-Flood | Cloudy            | SR10B   | 04:16:38 | 4.3      | Bottom  | 3          | 2         | 19.82           | 8.13 | 29.29         | 88.4  | 6.78     | 6.7            | 6        |
| HKLR    | HY/2011/03 | 2015-12-18        | Mid-Flood | Cloudy            | CS2     | 06:56:51 | 1.0      | Surface | 1          | 1         | 16.55           | 8.13 | 27.88         | 95.9  | 7.9      | 5.3            | 4.5      |
| HKLR    | HY/2011/03 | 2015-12-18        | Mid-Flood | Cloudy            | CS2     | 06:56:21 | 1.0      | Surface | 1          | 2         | 16.56           | 8.13 | 27.83         | 95.9  | 7.9      | 5.6            | 4.4      |
| HKLR    | HY/2011/03 | 2015-12-18        | Mid-Flood | Cloudy            | CS2     | 06:56:10 | 3.9      | Middle  | 2          | 1         | 16.49           | 8.12 | 27.83         | 93.5  | 7.72     | 6.3            | 3.6      |
| HKLR    | HY/2011/03 | 2015-12-18        | Mid-Flood | Cloudy            | CS2     | 06:56:37 | 3.9      | Middle  | 2          | 2         | 16.49           | 8.13 | 27.86         | 95.5  | 7.88     | 6.2            | 4.8      |
| HKLR    | HY/2011/03 | 2015-12-18        | Mid-Flood | Cloudy            | CS2     | 06:56:32 | 6.7      | Bottom  | 3          | 1         | 16.47           | 8.13 | 27.84         | 94.7  | 7.82     | 6.6            | 5.9      |
| HKLR    | HY/2011/03 | 2015-12-18        | Mid-Flood | Cloudy            | CS2     | 06:56:03 | 6.7      | Bottom  | 3          | 2         | 16.46           | 8.12 | 27.78         | 93.4  | 7.71     | 6.8            | 5.7      |
| HKLR    | HY/2011/03 | 2015-12-18        | Mid-Flood | Cloudy            | CS(Mf)5 | 05:08:09 | 1.0      | Surface | 1          | 1         | 19.7            | 8.19 | 29.37         | 86.6  | 6.66     | 6.5            | 4.4      |
| HKLR    | HY/2011/03 | 2015-12-18        | Mid-Flood | Cloudy            | CS(Mf)5 | 05:07:33 | 1.0      | Surface | 1          | 2         | 19.72           | 8.18 | 29.37         | 88.3  | 6.79     | 6.6            | 3.3      |
| HKLR    | HY/2011/03 | 2015-12-18        | Mid-Flood | Cloudy            | CS(Mf)5 | 05:07:57 | 6.2      | Middle  | 2          | 1         | 20.2            | 8.18 | 30.04         | 86.8  | 6.58     | 8.2            | 2.6      |
| HKLR    | HY/2011/03 | 2015-12-18        | Mid-Flood | Cloudy            | CS(Mf)5 | 05:07:21 | 6.2      | Middle  | 2          | 2         | 20.18           | 8.17 | 30            | 86.4  | 6.56     | 8              | 2.7      |
| HKLR    | HY/2011/03 | 2015-12-18        | Mid-Flood | Cloudy            | CS(Mf)5 | 05:07:49 | 11.3     | Bottom  | 3          | 1         | 20.16           | 8.17 | 30.08         | 86.7  | 6.59     | 8.1            | 3.3      |
| HKLR    | HY/2011/03 | 2015-12-18        | Mid-Flood | Cloudy            | CS(Mf)5 | 05:07:13 | 11.3     | Bottom  | 3          | 2         | 20.19           | 8.17 | 30.08         | 86.3  | 6.55     | 7.8            | 3.3      |
| HKLR    | HY/2011/03 | 2015-12-21        | Mid-Ebb   | Cloudy            | IS5     | 10:17:25 | 1.0      | Surface | 1          | 1         | 18.83           | 8.16 | 30.41         | 88.4  | 6.87     | 5.3            | 7.4      |
| HKLR    | HY/2011/03 | 2015-12-21        | Mid-Ebb   | Cloudy            | IS5     | 10:16:45 | 1.0      | Surface | 1          | 2         | 18.83           | 8.16 | 30.44         | 91    | 7.07     | 5.8            | 8.1      |
| HKLR    | HY/2011/03 | 2015-12-21        | Mid-Ebb   | Cloudy            | IS5     | 10:16:38 | 4.2      | Middle  | 2          | 1         | 18.83           | 8.16 | 30.47         | 88.3  | 6.86     | 5.7            | 7.1      |
| HKLR    | HY/2011/03 | 2015-12-21        | Mid-Ebb   | Cloudy            | IS5     | 10:17:14 | 4.2      | Middle  | 2          | 2         | 18.83           | 8.16 | 30.45         | 87.4  | 6.79     | 5.3            | 8.5      |
| HKLR    | HY/2011/03 | 2015-12-21        | Mid-Ebb   | Cloudy            | IS5     | 10:16:33 | 7.4      | Bottom  | 3          | 1         | 18.83           | 8.16 | 30.46         | 87.8  | 6.81     | 5.9            | 10.1     |
| HKLR    | HY/2011/03 | 2015-12-21        | Mid-Ebb   | Cloudy            | IS5     | 10:17:06 | 7.4      | Bottom  | 3          | 2         | 18.83           | 8.16 | 30.46         | 87.3  | 6.78     | 6.1            | 12.1     |
| HKLR    | HY/2011/03 | 2015-12-21        | Mid-Ebb   | Cloudy            | IS(Mf)6 | 10:02:53 | 1.0      | Surface | 1          | 1         | 18.96           | 8.16 | 30.01         | 87.1  | 6.76     | 5              | 5.2      |
| HKLR    | HY/2011/03 | 2015-12-21        | Mid-Ebb   | Cloudy            | IS(Mf)6 | 10:02:35 | 1.0      | Surface | 1          | 2         | 18.95           | 8.16 | 30.04         | 87.4  | 6.79     | 5.3            | 5.7      |
| HKLR    | HY/2011/03 | 2015-12-21        | Mid-Ebb   | Cloudy            | IS(Mf)6 | 10:02:43 | 2.3      | Bottom  | 3          | 1         | 18.94           | 8.16 | 30.07         | 87.7  | 6.81     | 5.9            | 6        |
| HKLR    | HY/2011/03 | 2015-12-21        | Mid-Ebb   | Cloudy            | IS(Mf)6 | 10:02:28 | 2.3      | Bottom  | 3          | 2         | 18.95           | 8.16 | 30.09         | 87.4  | 6.79     | 6.2            | 4.6      |
| HKLR    | HY/2011/03 | 2015-12-21        | Mid-Ebb   | Cloudy            | IS7     | 09:54:18 | 1.0      | Surface | 1          | 1         | 18.95           | 8.16 | 30            | 88.2  | 6.86     | 4.2            | 5.1      |
| HKLR    | HY/2011/03 | 2015-12-21        | Mid-Ebb   | Cloudy            | IS7     | 09:54:05 | 1.0      | Surface | 1          | 2         | 18.94           | 8.16 | 30            | 88.7  | 6.89     | 4.4            | 3.6      |
| HKLR    | HY/2011/03 | 2015-12-21        | Mid-Ebb   | Cloudy            | IS7     | 09:53:58 | 2.3      | Bottom  | 3          | 1         | 18.94           | 8.16 | 30.02         | 89    | 6.91     | 4.7            | 6.8      |
| HKLR    | HY/2011/03 | 2015-12-21        | Mid-Ebb   | Cloudy            | IS7     | 09:54:10 | 2.3      | Bottom  | 3          | 2         | 18.94           | 8.16 | 30.02         | 89    | 6.91     | 4.7            | 5.8      |
| HKLR    | HY/2011/03 | 2015-12-21        | Mid-Ebb   | Cloudy            | IS8     | 09:23:08 | 1.0      | Surface | 1          | 1         | 19.44           | 8.17 | 30.24         | 85.6  | 6.58     | 3.2            | 4.6      |
| HKLR    | HY/2011/03 | 2015-12-21        | Mid-Ebb   | Cloudy            | IS8     | 09:22:54 | 1.0      | Surface | 1          | 2         | 19.53           | 8.17 | 30.27         | 86.1  | 6.61     | 3.4            | 4.6      |
| HKLR    | HY/2011/03 | 2015-12-21        | Mid-Ebb   | Cloudy            | IS8     | 09:22:48 | 2.7      | Bottom  | 3          | 1         | 19.5            | 8.16 | 30.43         | 86.5  | 6.63     | 3.5            | 3.9      |
| HKLR    | HY/2011/03 | 2015-12-21        | Mid-Ebb   | Cloudy            | IS8     | 09:23:00 | 2.7      | Bottom  | 3          | 2         | 19.48           | 8.16 | 30.42         | 86.1  | 6.6      | 3.3            | 3.9      |
| HKLR    | HY/2011/03 | 2015-12-21        | Mid-Ebb   | Cloudy            | IS(Mf)9 | 09:46:48 | 1.0      | Surface | 1          | 1         | 19.01           | 8.17 | 30.11         | 89.3  | 6.93     | 3.5            | 3.5      |
| HKLR    | HY/2011/03 | 2015-12-21        | Mid-Ebb   | Cloudy            | IS(Mf)9 | 09:47:05 | 1.0      | Surface | 1          | 2         | 19              | 8.17 | 30.1          | 88.6  | 6.87     | 3.6            | 3.9      |
| HKLR    | HY/2011/03 | 2015-12-21        | Mid-Ebb   | Cloudy            | IS(Mf)9 | 09:46:41 | 2.4      | Bottom  | 3          | 1         | 19.01           | 8.17 | 30.14         | 89.2  | 6.91     | 3.7            | 7        |
| HKLR    | HY/2011/03 | 2015-12-21        | Mid-Ebb   | Cloudy            | IS(Mf)9 | 09:46:58 | 2.4      | Bottom  | 3          | 2         | 19.04           | 8.17 | 30.15         | 88.7  | 6.87     | 3.6            | 6.2      |
| HKLR    | HY/2011/03 | 2015-12-21        | Mid-Ebb   | Cloudy            | IS10    | 09:11:24 | 1.0      | Surface | 1          | 1         | 15.62           | 8.15 | 31.3          | 95.5  | 7.85     | 3.6            | 4        |
| HKLR    | HY/2011/03 | 2015-12-21        | Mid-Ebb   | Cloudy            | IS10    | 09:10:53 | 1.0      | Surface | 1          | 2         | 15.77           | 8.15 | 31.97         | 96    | 7.72     | 3.5            | 3.9      |
| HKLR    | HY/2011/03 | 2015-12-21        | Mid-Ebb   | Cloudy            | IS10    | 09:11:14 | 5.4      | Middle  | 2          | 1         | 15.84           | 8.14 | 31.99         | 95.6  | 7.74     | 3.6            | 3.5      |
| HKLR    | HY/2011/03 | 2015-12-21        | Mid-Ebb   | Cloudy            | IS10    | 09:10:45 | 5.4      | Middle  | 2          | 2         | 15.98           | 8.14 | 33.18         | 95.4  | 7.7      | 3.7            | 2.9      |
| HKLR    | HY/2011/03 | 2015-12-21        | Mid-Ebb   | Cloudy            | IS10    | 09:10:36 | 9.8      | Bottom  | 3          | 1         | 16.02           | 8.14 | 33.49         | 93.7  | 7.65     | 3.7            | 3.8      |
| HKLR    | HY/2011/03 | 2015-12-21        | Mid-Ebb   | Cloudy            | IS10    | 09:11:05 | 9.8      | Bottom  | 3          | 2         | 15.99           | 8.14 | 33.08         | 95    | 7.72     | 3.6            | 3.1      |

## Water Quality Monitoring Data

| Project | Works      | Date (yyyy-mm-dd) | Tide      | Weather Condition | Station | Time     | Depth, m | Level   | Level_Code | Replicate | Temperature, °C | pH   | Salinity, ppt | DO, % | DO, mg/L | Turbidity, NTU | SS, mg/L |
|---------|------------|-------------------|-----------|-------------------|---------|----------|----------|---------|------------|-----------|-----------------|------|---------------|-------|----------|----------------|----------|
| HKLR    | HY/2011/03 | 2015-12-21        | Mid-Ebb   | Cloudy            | SR3     | 10:28:10 | 0.8      | Middle  | 2          | 1         | 18.83           | 8.16 | 30.4          | 87    | 6.76     | 5.2            | 7.6      |
| HKLR    | HY/2011/03 | 2015-12-21        | Mid-Ebb   | Cloudy            | SR3     | 10:28:02 | 0.8      | Middle  | 2          | 2         | 18.83           | 8.16 | 30.4          | 87.4  | 6.79     | 5.2            | 7        |
| HKLR    | HY/2011/03 | 2015-12-21        | Mid-Ebb   | Cloudy            | SR4     | 09:35:02 | 1.0      | Surface | 1          | 1         | 19.48           | 8.16 | 30.28         | 85.4  | 6.56     | 3.4            | 4.3      |
| HKLR    | HY/2011/03 | 2015-12-21        | Mid-Ebb   | Cloudy            | SR4     | 09:35:16 | 1.0      | Surface | 1          | 2         | 19.48           | 8.16 | 30.28         | 85.5  | 6.57     | 3.2            | 3.6      |
| HKLR    | HY/2011/03 | 2015-12-21        | Mid-Ebb   | Cloudy            | SR4     | 09:35:08 | 2.9      | Bottom  | 3          | 1         | 19.57           | 8.16 | 30.54         | 85.6  | 6.55     | 3.5            | 5.3      |
| HKLR    | HY/2011/03 | 2015-12-21        | Mid-Ebb   | Cloudy            | SR4     | 09:34:52 | 2.9      | Bottom  | 3          | 2         | 19.61           | 8.16 | 30.58         | 85.9  | 6.57     | 3.7            | 3.5      |
| HKLR    | HY/2011/03 | 2015-12-21        | Mid-Ebb   | Cloudy            | SR5     | 09:17:24 | 1.0      | Surface | 1          | 1         | 15.62           | 8.14 | 30.54         | 96.2  | 7.95     | 2.8            | 4.2      |
| HKLR    | HY/2011/03 | 2015-12-21        | Mid-Ebb   | Cloudy            | SR5     | 09:17:36 | 1.0      | Surface | 1          | 2         | 15.59           | 8.15 | 30.26         | 96.4  | 7.98     | 2.8            | 5.5      |
| HKLR    | HY/2011/03 | 2015-12-21        | Mid-Ebb   | Cloudy            | SR5     | 09:17:29 | 4.1      | Bottom  | 3          | 1         | 15.59           | 8.14 | 30.55         | 96.4  | 7.96     | 2.8            | 5.2      |
| HKLR    | HY/2011/03 | 2015-12-21        | Mid-Ebb   | Cloudy            | SR5     | 09:17:19 | 4.1      | Bottom  | 3          | 2         | 15.61           | 8.14 | 30.72         | 96.4  | 7.95     | 2.8            | 6.2      |
| HKLR    | HY/2011/03 | 2015-12-21        | Mid-Ebb   | Cloudy            | SR10A   | 07:58:35 | 1.0      | Surface | 1          | 1         | 20.24           | 8.12 | 30.09         | 84.2  | 6.38     | 3.1            | 5.5      |
| HKLR    | HY/2011/03 | 2015-12-21        | Mid-Ebb   | Cloudy            | SR10A   | 07:57:58 | 1.0      | Surface | 1          | 2         | 20.24           | 8.11 | 30.02         | 84    | 6.37     | 2.9            | 5.9      |
| HKLR    | HY/2011/03 | 2015-12-21        | Mid-Ebb   | Cloudy            | SR10A   | 07:57:52 | 3.3      | Middle  | 2          | 1         | 20.24           | 8.11 | 30.01         | 84.1  | 6.38     | 2.3            | 5.5      |
| HKLR    | HY/2011/03 | 2015-12-21        | Mid-Ebb   | Cloudy            | SR10A   | 07:58:24 | 3.3      | Middle  | 2          | 2         | 20.24           | 8.12 | 30.09         | 83.6  | 6.34     | 2.4            | 4.2      |
| HKLR    | HY/2011/03 | 2015-12-21        | Mid-Ebb   | Cloudy            | SR10A   | 07:58:11 | 5.6      | Bottom  | 3          | 1         | 20.24           | 8.12 | 30.06         | 83.5  | 6.33     | 2.9            | 4.7      |
| HKLR    | HY/2011/03 | 2015-12-21        | Mid-Ebb   | Cloudy            | SR10A   | 07:57:42 | 5.6      | Bottom  | 3          | 2         | 20.24           | 8.11 | 29.99         | 84.4  | 6.4      | 2.6            | 4        |
| HKLR    | HY/2011/03 | 2015-12-21        | Mid-Ebb   | Cloudy            | SR10B   | 07:45:27 | 1.0      | Surface | 1          | 1         | 20.24           | 8.05 | 29.5          | 85.2  | 6.48     | 3              | 3.9      |
| HKLR    | HY/2011/03 | 2015-12-21        | Mid-Ebb   | Cloudy            | SR10B   | 07:45:41 | 1.0      | Surface | 1          | 2         | 20.25           | 8.06 | 29.58         | 87.4  | 6.65     | 3.2            | 4.2      |
| HKLR    | HY/2011/03 | 2015-12-21        | Mid-Ebb   | Cloudy            | SR10B   | 07:45:12 | 4.4      | Bottom  | 3          | 1         | 20.24           | 8.04 | 29.47         | 84.8  | 6.45     | 3.3            | 6.3      |
| HKLR    | HY/2011/03 | 2015-12-21        | Mid-Ebb   | Cloudy            | SR10B   | 07:45:34 | 4.4      | Bottom  | 3          | 2         | 20.25           | 8.06 | 29.55         | 84.6  | 6.43     | 3.1            | 6.2      |
| HKLR    | HY/2011/03 | 2015-12-21        | Mid-Ebb   | Cloudy            | CS2     | 10:30:47 | 1.0      | Surface | 1          | 1         | 15.96           | 8.15 | 28.61         | 95.4  | 7.87     | 4.1            | 4.9      |
| HKLR    | HY/2011/03 | 2015-12-21        | Mid-Ebb   | Cloudy            | CS2     | 10:31:11 | 1.0      | Surface | 1          | 2         | 15.95           | 8.16 | 28.62         | 94.7  | 7.86     | 3.9            | 5.5      |
| HKLR    | HY/2011/03 | 2015-12-21        | Mid-Ebb   | Cloudy            | CS2     | 10:31:03 | 4.0      | Middle  | 2          | 1         | 16.14           | 8.15 | 29.98         | 95    | 7.8      | 4.1            | 4.9      |
| HKLR    | HY/2011/03 | 2015-12-21        | Mid-Ebb   | Cloudy            | CS2     | 10:30:40 | 4.0      | Middle  | 2          | 2         | 16.15           | 8.15 | 29.89         | 94.8  | 7.83     | 4.2            | 4.6      |
| HKLR    | HY/2011/03 | 2015-12-21        | Mid-Ebb   | Cloudy            | CS2     | 10:30:30 | 7.0      | Bottom  | 3          | 1         | 16.14           | 8.14 | 29.84         | 95    | 7.79     | 4.2            | 4.7      |
| HKLR    | HY/2011/03 | 2015-12-21        | Mid-Ebb   | Cloudy            | CS2     | 10:30:57 | 7.0      | Bottom  | 3          | 2         | 16.08           | 8.15 | 30.01         | 94.8  | 7.77     | 4.3            | 4.7      |
| HKLR    | HY/2011/03 | 2015-12-21        | Mid-Ebb   | Cloudy            | CS(Mf)5 | 08:36:48 | 1.0      | Surface | 1          | 1         | 20.07           | 8.15 | 30.78         | 87.5  | 6.62     | 2.7            | 3.7      |
| HKLR    | HY/2011/03 | 2015-12-21        | Mid-Ebb   | Cloudy            | CS(Mf)5 | 08:37:22 | 1.0      | Surface | 1          | 2         | 19.97           | 8.16 | 30.75         | 85.6  | 6.49     | 2.7            | 3.8      |
| HKLR    | HY/2011/03 | 2015-12-21        | Mid-Ebb   | Cloudy            | CS(Mf)5 | 08:36:37 | 6.7      | Middle  | 2          | 1         | 20.2            | 8.15 | 30.99         | 85.5  | 6.45     | 2.7            | 4.6      |
| HKLR    | HY/2011/03 | 2015-12-21        | Mid-Ebb   | Cloudy            | CS(Mf)5 | 08:37:06 | 6.7      | Middle  | 2          | 2         | 20.2            | 8.15 | 30.99         | 85.4  | 6.44     | 2.8            | 5.1      |
| HKLR    | HY/2011/03 | 2015-12-21        | Mid-Ebb   | Cloudy            | CS(Mf)5 | 08:36:31 | 12.4     | Bottom  | 3          | 1         | 20.17           | 8.15 | 30.98         | 85.2  | 6.43     | 2.7            | 6.1      |
| HKLR    | HY/2011/03 | 2015-12-21        | Mid-Ebb   | Cloudy            | CS(Mf)5 | 08:36:59 | 12.4     | Bottom  | 3          | 2         | 20.16           | 8.15 | 30.98         | 85.7  | 6.47     | 2.7            | 4        |
| HKLR    | HY/2011/03 | 2015-12-21        | Mid-Flood | Sunny             | IS5     | 14:08:37 | 1.0      | Surface | 1          | 1         | 19.14           | 8.27 | 29.76         | 88.7  | 6.88     | 4.7            | 7.3      |
| HKLR    | HY/2011/03 | 2015-12-21        | Mid-Flood | Sunny             | IS5     | 14:08:11 | 1.0      | Surface | 1          | 2         | 19.15           | 8.29 | 29.73         | 88.2  | 6.84     | 5.2            | 7.6      |
| HKLR    | HY/2011/03 | 2015-12-21        | Mid-Flood | Sunny             | IS5     | 14:08:00 | 4.3      | Middle  | 2          | 1         | 19.07           | 8.3  | 29.92         | 87.9  | 6.82     | 5.2            | 6.5      |
| HKLR    | HY/2011/03 | 2015-12-21        | Mid-Flood | Sunny             | IS5     | 14:08:25 | 4.3      | Middle  | 2          | 2         | 19.11           | 8.28 | 29.91         | 88.4  | 6.85     | 4.9            | 7        |
| HKLR    | HY/2011/03 | 2015-12-21        | Mid-Flood | Sunny             | IS5     | 14:07:53 | 7.5      | Bottom  | 3          | 1         | 19.07           | 8.31 | 29.92         | 87.9  | 6.82     | 5.2            | 7.4      |
| HKLR    | HY/2011/03 | 2015-12-21        | Mid-Flood | Sunny             | IS5     | 14:08:18 | 7.5      | Bottom  | 3          | 2         | 19.14           | 8.29 | 29.82         | 88.4  | 6.85     | 5              | 8        |
| HKLR    | HY/2011/03 | 2015-12-21        | Mid-Flood | Sunny             | IS(Mf)6 | 14:20:04 | 1.0      | Surface | 1          | 1         | 19.3            | 8.23 | 29.68         | 91.5  | 7.07     | 8.2            | 8.5      |
| HKLR    | HY/2011/03 | 2015-12-21        | Mid-Flood | Sunny             | IS(Mf)6 | 14:19:50 | 1.0      | Surface | 1          | 2         | 19.29           | 8.23 | 29.68         | 92.3  | 7.13     | 8              | 8.8      |
| HKLR    | HY/2011/03 | 2015-12-21        | Mid-Flood | Sunny             | IS(Mf)6 | 14:19:57 | 2.2      | Bottom  | 3          | 1         | 19.3            | 8.23 | 29.7          | 91.9  | 7.11     | 8.3            | 8.3      |
| HKLR    | HY/2011/03 | 2015-12-21        | Mid-Flood | Sunny             | IS(Mf)6 | 14:19:45 | 2.2      | Bottom  | 3          | 2         | 19.29           | 8.23 | 29.69         | 92.4  | 7.15     | 7.9            | 7.9      |
| HKLR    | HY/2011/03 | 2015-12-21        | Mid-Flood | Sunny             | IS7     | 14:26:23 | 1.0      | Surface | 1          | 1         | 19.3            | 8.21 | 29.69         | 90.7  | 7.02     | 6.8            | 10.6     |
| HKLR    | HY/2011/03 | 2015-12-21        | Mid-Flood | Sunny             | IS7     | 14:26:40 | 1.0      | Surface | 1          | 2         | 19.3            | 8.21 | 29.69         | 90.9  | 7.03     | 6.8            | 10.7     |
| HKLR    | HY/2011/03 | 2015-12-21        | Mid-Flood | Sunny             | IS7     | 14:26:14 | 2.2      | Bottom  | 3          | 1         | 19.3            | 8.21 | 29.73         | 90.6  | 7        | 7.1            | 10.5     |
| HKLR    | HY/2011/03 | 2015-12-21        | Mid-Flood | Sunny             | IS7     | 14:26:30 | 2.2      | Bottom  | 3          | 2         | 19.3            | 8.21 | 29.72         | 90.4  | 6.99     | 6.7            | 10.7     |
| HKLR    | HY/2011/03 | 2015-12-21        | Mid-Flood | Sunny             | IS8     | 15:02:28 | 1.0      | Surface | 1          | 1         | 19.72           | 8.17 | 29.88         | 86.3  | 6.61     | 8.5            | 9.9      |
| HKLR    | HY/2011/03 | 2015-12-21        | Mid-Flood | Sunny             | IS8     | 15:02:41 | 1.0      | Surface | 1          | 2         | 19.71           | 8.17 | 29.89         | 86    | 6.59     | 8.5            | 9.7      |
| HKLR    | HY/2011/03 | 2015-12-21        | Mid-Flood | Sunny             | IS8     | 15:02:18 | 2.8      | Bottom  | 3          | 1         | 19.68           | 8.17 | 29.98         | 86.6  | 6.64     | 8.4            | 10.2     |
| HKLR    | HY/2011/03 | 2015-12-21        | Mid-Flood | Sunny             | IS8     | 15:02:32 | 2.8      | Bottom  | 3          | 2         | 19.71           | 8.17 | 29.93         | 86    | 6.59     | 8.5            | 11.5     |
| HKLR    | HY/2011/03 | 2015-12-21        | Mid-Flood | Sunny             | IS(Mf)9 | 14:36:40 | 1.0      | Surface | 1          | 1         | 19.52           | 8.18 | 29.78         | 89    | 6.85     | 7.7            | 9.4      |
| HKLR    | HY/2011/03 | 2015-12-21        | Mid-Flood | Sunny             | IS(Mf)9 | 14:36:55 | 1.0      | Surface | 1          | 2         | 19.52           | 8.17 | 29.81         | 88    | 6.77     | 7.3            | 9.7      |

## Water Quality Monitoring Data

| Project | Works      | Date (yyyy-mm-dd) | Tide      | Weather Condition | Station | Time     | Depth, m | Level   | Level_Code | Replicate | Temperature, °C | pH   | Salinity, ppt | DO, % | DO, mg/L | Turbidity, NTU | SS, mg/L |
|---------|------------|-------------------|-----------|-------------------|---------|----------|----------|---------|------------|-----------|-----------------|------|---------------|-------|----------|----------------|----------|
| HKLR    | HY/2011/03 | 2015-12-21        | Mid-Flood | Sunny             | IS(Mf)9 | 14:36:47 | 2.3      | Bottom  | 3          | 1         | 19.53           | 8.18 | 29.87         | 88.6  | 6.82     | 7.2            | 9.5      |
| HKLR    | HY/2011/03 | 2015-12-21        | Mid-Flood | Sunny             | IS(Mf)9 | 14:36:32 | 2.3      | Bottom  | 3          | 2         | 19.54           | 8.18 | 29.84         | 88.8  | 6.83     | 7.8            | 9.7      |
| HKLR    | HY/2011/03 | 2015-12-21        | Mid-Flood | Sunny             | IS10    | 15:19:49 | 1.0      | Surface | 1          | 1         | 16.12           | 8.19 | 28.35         | 96    | 7.96     | 4.2            | 4.4      |
| HKLR    | HY/2011/03 | 2015-12-21        | Mid-Flood | Sunny             | IS10    | 15:19:22 | 1.0      | Surface | 1          | 2         | 16.12           | 8.19 | 28.6          | 95.8  | 7.93     | 4.2            | 5.1      |
| HKLR    | HY/2011/03 | 2015-12-21        | Mid-Flood | Sunny             | IS10    | 15:19:14 | 5.4      | Middle  | 2          | 1         | 16.23           | 8.19 | 29.1          | 95.8  | 7.88     | 5.3            | 4.4      |
| HKLR    | HY/2011/03 | 2015-12-21        | Mid-Flood | Sunny             | IS10    | 15:19:39 | 5.4      | Middle  | 2          | 2         | 16.2            | 8.19 | 28.89         | 95.5  | 7.88     | 5.1            | 5.5      |
| HKLR    | HY/2011/03 | 2015-12-21        | Mid-Flood | Sunny             | IS10    | 15:19:07 | 9.8      | Bottom  | 3          | 1         | 16.18           | 8.19 | 29.13         | 96.3  | 7.94     | 5.5            | 4.6      |
| HKLR    | HY/2011/03 | 2015-12-21        | Mid-Flood | Sunny             | IS10    | 15:19:32 | 9.8      | Bottom  | 3          | 2         | 16.18           | 8.19 | 29.09         | 96.1  | 7.92     | 5.5            | 4.9      |
| HKLR    | HY/2011/03 | 2015-12-21        | Mid-Flood | Sunny             | SR3     | 13:54:07 | 0.8      | Middle  | 2          | 1         | 19.26           | 8.36 | 29.02         | 89.5  | 6.96     | 4.1            | 8.7      |
| HKLR    | HY/2011/03 | 2015-12-21        | Mid-Flood | Sunny             | SR3     | 13:54:15 | 0.8      | Middle  | 2          | 2         | 19.26           | 8.35 | 29.11         | 90.1  | 6.99     | 4.1            | 9.8      |
| HKLR    | HY/2011/03 | 2015-12-21        | Mid-Flood | Sunny             | SR4     | 14:49:51 | 1.0      | Surface | 1          | 1         | 19.82           | 8.18 | 29.91         | 87.5  | 6.69     | 7.4            | 9.8      |
| HKLR    | HY/2011/03 | 2015-12-21        | Mid-Flood | Sunny             | SR4     | 14:49:38 | 1.0      | Surface | 1          | 2         | 19.82           | 8.18 | 29.89         | 88    | 6.73     | 7.1            | 10.1     |
| HKLR    | HY/2011/03 | 2015-12-21        | Mid-Flood | Sunny             | SR4     | 14:49:30 | 2.7      | Bottom  | 3          | 1         | 19.81           | 8.18 | 29.9          | 88.4  | 6.76     | 7.2            | 11.3     |
| HKLR    | HY/2011/03 | 2015-12-21        | Mid-Flood | Sunny             | SR4     | 14:49:45 | 2.7      | Bottom  | 3          | 2         | 19.82           | 8.18 | 29.92         | 87.5  | 6.69     | 7.1            | 10.6     |
| HKLR    | HY/2011/03 | 2015-12-21        | Mid-Flood | Sunny             | SR5     | 15:08:12 | 1.0      | Surface | 1          | 1         | 16.07           | 8.2  | 29.31         | 97.5  | 8.04     | 2.9            | 5.6      |
| HKLR    | HY/2011/03 | 2015-12-21        | Mid-Flood | Sunny             | SR5     | 15:08:27 | 1.0      | Surface | 1          | 2         | 16.08           | 8.2  | 29.17         | 97.1  | 8.01     | 2.8            | 4.7      |
| HKLR    | HY/2011/03 | 2015-12-21        | Mid-Flood | Sunny             | SR5     | 15:07:59 | 4.3      | Bottom  | 3          | 1         | 16.07           | 8.2  | 29.63         | 97.6  | 8.03     | 3.1            | 5.8      |
| HKLR    | HY/2011/03 | 2015-12-21        | Mid-Flood | Sunny             | SR5     | 15:08:21 | 4.3      | Bottom  | 3          | 2         | 16.07           | 8.19 | 29.31         | 97.2  | 8.02     | 2.9            | 6.6      |
| HKLR    | HY/2011/03 | 2015-12-21        | Mid-Flood | Sunny             | SR10A   | 16:30:40 | 1.0      | Surface | 1          | 1         | 20.25           | 8.19 | 30.42         | 89.2  | 6.75     | 2.3            | 3.1      |
| HKLR    | HY/2011/03 | 2015-12-21        | Mid-Flood | Sunny             | SR10A   | 16:29:55 | 1.0      | Surface | 1          | 2         | 20.24           | 8.19 | 30.42         | 86.4  | 6.54     | 2.3            | 2.8      |
| HKLR    | HY/2011/03 | 2015-12-21        | Mid-Flood | Sunny             | SR10A   | 16:29:46 | 3.4      | Middle  | 2          | 1         | 20.17           | 8.19 | 30.6          | 86.5  | 6.55     | 2.8            | 4.4      |
| HKLR    | HY/2011/03 | 2015-12-21        | Mid-Flood | Sunny             | SR10A   | 16:30:30 | 3.4      | Middle  | 2          | 2         | 20.17           | 8.19 | 30.63         | 87.1  | 6.59     | 2.6            | 4.9      |
| HKLR    | HY/2011/03 | 2015-12-21        | Mid-Flood | Sunny             | SR10A   | 16:30:21 | 5.7      | Bottom  | 3          | 1         | 20.17           | 8.19 | 30.72         | 86.2  | 6.52     | 2.3            | 7.5      |
| HKLR    | HY/2011/03 | 2015-12-21        | Mid-Flood | Sunny             | SR10A   | 16:29:36 | 5.7      | Bottom  | 3          | 2         | 20.21           | 8.19 | 30.61         | 86.7  | 6.56     | 2.5            | 7.6      |
| HKLR    | HY/2011/03 | 2015-12-21        | Mid-Flood | Sunny             | SR10B   | 16:42:05 | 1.0      | Surface | 1          | 1         | 20.25           | 8.19 | 30.43         | 87.4  | 6.61     | 2.1            | 4.7      |
| HKLR    | HY/2011/03 | 2015-12-21        | Mid-Flood | Sunny             | SR10B   | 16:42:31 | 1.0      | Surface | 1          | 2         | 20.27           | 8.19 | 30.39         | 86.9  | 6.57     | 2.2            | 4.3      |
| HKLR    | HY/2011/03 | 2015-12-21        | Mid-Flood | Sunny             | SR10B   | 16:41:56 | 4.5      | Bottom  | 3          | 1         | 20.22           | 8.19 | 30.52         | 87    | 6.58     | 2.3            | 5.5      |
| HKLR    | HY/2011/03 | 2015-12-21        | Mid-Flood | Sunny             | SR10B   | 16:42:18 | 4.5      | Bottom  | 3          | 2         | 20.19           | 8.19 | 30.61         | 86.5  | 6.54     | 2.3            | 5.6      |
| HKLR    | HY/2011/03 | 2015-12-21        | Mid-Flood | Sunny             | CS2     | 13:51:42 | 1.0      | Surface | 1          | 1         | 16.22           | 8.29 | 34.73         | 94.7  | 7.56     | 3.4            | 4.9      |
| HKLR    | HY/2011/03 | 2015-12-21        | Mid-Flood | Sunny             | CS2     | 13:50:57 | 1.0      | Surface | 1          | 2         | 16.23           | 8.36 | 34.84         | 96    | 7.65     | 3.3            | 4.5      |
| HKLR    | HY/2011/03 | 2015-12-21        | Mid-Flood | Sunny             | CS2     | 13:51:33 | 3.9      | Middle  | 2          | 1         | 15.97           | 8.3  | 34.94         | 94.4  | 7.54     | 4.1            | 4.4      |
| HKLR    | HY/2011/03 | 2015-12-21        | Mid-Flood | Sunny             | CS2     | 13:50:46 | 3.9      | Middle  | 2          | 2         | 15.97           | 8.39 | 35.07         | 95.9  | 7.62     | 4.2            | 5        |
| HKLR    | HY/2011/03 | 2015-12-21        | Mid-Flood | Sunny             | CS2     | 13:50:29 | 6.7      | Bottom  | 3          | 1         | 15.97           | 8.44 | 35.2          | 94.2  | 7.52     | 4.3            | 4.3      |
| HKLR    | HY/2011/03 | 2015-12-21        | Mid-Flood | Sunny             | CS2     | 13:51:23 | 6.7      | Bottom  | 3          | 2         | 15.96           | 8.31 | 34.98         | 93.5  | 7.46     | 4.4            | 3.7      |
| HKLR    | HY/2011/03 | 2015-12-21        | Mid-Flood | Sunny             | CS(Mf)5 | 15:55:08 | 1.0      | Surface | 1          | 1         | 20.24           | 8.2  | 30.4          | 86.5  | 6.54     | 2.7            | 2.9      |
| HKLR    | HY/2011/03 | 2015-12-21        | Mid-Flood | Sunny             | CS(Mf)5 | 15:54:23 | 1.0      | Surface | 1          | 2         | 20.22           | 8.2  | 30.42         | 86.5  | 6.55     | 2.5            | 4.5      |
| HKLR    | HY/2011/03 | 2015-12-21        | Mid-Flood | Sunny             | CS(Mf)5 | 15:54:06 | 6.8      | Middle  | 2          | 1         | 20.17           | 8.2  | 30.75         | 84.5  | 6.39     | 4.8            | 4.5      |
| HKLR    | HY/2011/03 | 2015-12-21        | Mid-Flood | Sunny             | CS(Mf)5 | 15:54:50 | 6.8      | Middle  | 2          | 2         | 20.17           | 8.2  | 30.76         | 84.9  | 6.42     | 5              | 5.5      |
| HKLR    | HY/2011/03 | 2015-12-21        | Mid-Flood | Sunny             | CS(Mf)5 | 15:54:43 | 12.5     | Bottom  | 3          | 1         | 20.17           | 8.2  | 30.77         | 85.7  | 6.48     | 4.6            | 4.2      |
| HKLR    | HY/2011/03 | 2015-12-21        | Mid-Flood | Sunny             | CS(Mf)5 | 15:53:58 | 12.5     | Bottom  | 3          | 2         | 20.17           | 8.2  | 30.74         | 85.2  | 6.44     | 4.1            | 6.1      |
| HKLR    | HY/2011/03 | 2015-12-23        | Mid-Ebb   | Sunny             | ISS     | 12:11:24 | 1.0      | Surface | 1          | 1         | 19.69           | 8.15 | 29.66         | 92    | 7.07     | 7.8            | 9.9      |
| HKLR    | HY/2011/03 | 2015-12-23        | Mid-Ebb   | Sunny             | ISS     | 12:10:53 | 1.0      | Surface | 1          | 2         | 19.7            | 8.15 | 29.68         | 89.1  | 6.84     | 7.7            | 8.6      |
| HKLR    | HY/2011/03 | 2015-12-23        | Mid-Ebb   | Sunny             | ISS     | 12:11:16 | 4.4      | Middle  | 2          | 1         | 19.69           | 8.15 | 29.7          | 89.8  | 6.9      | 7.9            | 9.2      |
| HKLR    | HY/2011/03 | 2015-12-23        | Mid-Ebb   | Sunny             | ISS     | 12:10:46 | 4.4      | Middle  | 2          | 2         | 19.67           | 8.15 | 29.76         | 88.8  | 6.81     | 7.8            | 10.5     |
| HKLR    | HY/2011/03 | 2015-12-23        | Mid-Ebb   | Sunny             | ISS     | 12:11:03 | 7.7      | Bottom  | 3          | 1         | 19.69           | 8.15 | 29.76         | 89.3  | 6.85     | 7.9            | 10.9     |
| HKLR    | HY/2011/03 | 2015-12-23        | Mid-Ebb   | Sunny             | ISS     | 12:10:36 | 7.7      | Bottom  | 3          | 2         | 19.67           | 8.15 | 29.84         | 89.2  | 6.85     | 8              | 10.1     |
| HKLR    | HY/2011/03 | 2015-12-23        | Mid-Ebb   | Sunny             | IS(Mf)6 | 12:02:53 | 1.0      | Surface | 1          | 1         | 19.72           | 8.15 | 29.9          | 92.5  | 7.08     | 8.5            | 7.2      |
| HKLR    | HY/2011/03 | 2015-12-23        | Mid-Ebb   | Sunny             | IS(Mf)6 | 12:02:34 | 1.0      | Surface | 1          | 2         | 19.72           | 8.15 | 29.91         | 92.6  | 7.1      | 8.4            | 7.7      |
| HKLR    | HY/2011/03 | 2015-12-23        | Mid-Ebb   | Sunny             | IS(Mf)6 | 12:02:26 | 2.1      | Bottom  | 3          | 1         | 19.7            | 8.15 | 29.96         | 90.2  | 6.91     | 8.5            | 6.1      |
| HKLR    | HY/2011/03 | 2015-12-23        | Mid-Ebb   | Sunny             | IS(Mf)6 | 12:02:42 | 2.1      | Bottom  | 3          | 2         | 19.71           | 8.15 | 29.95         | 90.3  | 6.92     | 8.6            | 7        |
| HKLR    | HY/2011/03 | 2015-12-23        | Mid-Ebb   | Sunny             | IS7     | 11:54:00 | 1.0      | Surface | 1          | 1         | 19.94           | 8.16 | 29.94         | 92.5  | 7.06     | 4              | 6.4      |
| HKLR    | HY/2011/03 | 2015-12-23        | Mid-Ebb   | Sunny             | IS7     | 11:54:20 | 1.0      | Surface | 1          | 2         | 19.92           | 8.16 | 30.03         | 93.8  | 7.15     | 3.7            | 6.3      |

## Water Quality Monitoring Data

| Project | Works      | Date (yyyy-mm-dd) | Tide      | Weather Condition | Station | Time     | Depth, m | Level   | Level_Code | Replicate | Temperature, °C | pH   | Salinity, ppt | DO, % | DO, mg/L | Turbidity, NTU | SS, mg/L |
|---------|------------|-------------------|-----------|-------------------|---------|----------|----------|---------|------------|-----------|-----------------|------|---------------|-------|----------|----------------|----------|
| HKLR    | HY/2011/03 | 2015-12-23        | Mid-Ebb   | Sunny             | IS7     | 11:54:10 | 2.1      | Bottom  | 3          | 1         | 19.78           | 8.16 | 30.13         | 92.6  | 7.08     | 3.7            | 5.1      |
| HKLR    | HY/2011/03 | 2015-12-23        | Mid-Ebb   | Sunny             | IS7     | 11:53:52 | 2.1      | Bottom  | 3          | 2         | 19.9            | 8.16 | 30.03         | 92.9  | 7.09     | 3.7            | 4.8      |
| HKLR    | HY/2011/03 | 2015-12-23        | Mid-Ebb   | Sunny             | IS8     | 11:28:36 | 1.0      | Surface | 1          | 1         | 19.89           | 8.16 | 30.06         | 90.2  | 6.88     | 6.4            | 4.3      |
| HKLR    | HY/2011/03 | 2015-12-23        | Mid-Ebb   | Sunny             | IS8     | 11:27:58 | 1.0      | Surface | 1          | 2         | 19.91           | 8.16 | 30.04         | 96    | 7.32     | 6.6            | 5        |
| HKLR    | HY/2011/03 | 2015-12-23        | Mid-Ebb   | Sunny             | IS8     | 11:27:42 | 3.0      | Bottom  | 3          | 1         | 19.89           | 8.16 | 30.13         | 94.5  | 7.21     | 6.5            | 4.2      |
| HKLR    | HY/2011/03 | 2015-12-23        | Mid-Ebb   | Sunny             | IS8     | 11:28:06 | 3.0      | Bottom  | 3          | 2         | 19.89           | 8.16 | 30.09         | 93.8  | 7.16     | 6.6            | 3.8      |
| HKLR    | HY/2011/03 | 2015-12-23        | Mid-Ebb   | Sunny             | IS(Mf)9 | 11:47:01 | 1.0      | Surface | 1          | 1         | 20.09           | 8.17 | 30.12         | 94.5  | 7.18     | 3.8            | 3.1      |
| HKLR    | HY/2011/03 | 2015-12-23        | Mid-Ebb   | Sunny             | IS(Mf)9 | 11:47:17 | 1.0      | Surface | 1          | 2         | 19.95           | 8.17 | 30.19         | 93.5  | 7.12     | 3.7            | 2.3      |
| HKLR    | HY/2011/03 | 2015-12-23        | Mid-Ebb   | Sunny             | IS(Mf)9 | 11:46:50 | 2.6      | Bottom  | 3          | 1         | 20.02           | 8.17 | 30.11         | 94    | 7.15     | 3.7            | 3.3      |
| HKLR    | HY/2011/03 | 2015-12-23        | Mid-Ebb   | Sunny             | IS(Mf)9 | 11:47:10 | 2.6      | Bottom  | 3          | 2         | 19.83           | 8.17 | 30.18         | 94    | 7.18     | 3.8            | 3.4      |
| HKLR    | HY/2011/03 | 2015-12-23        | Mid-Ebb   | Sunny             | IS10    | 11:02:29 | 1.0      | Surface | 1          | 1         | 16.27           | 8.11 | 29.48         | 95.2  | 7.77     | 4.9            | 2.1      |
| HKLR    | HY/2011/03 | 2015-12-23        | Mid-Ebb   | Sunny             | IS10    | 11:03:11 | 1.0      | Surface | 1          | 2         | 16.29           | 8.11 | 27.03         | 96.3  | 7.7      | 4.7            | 2.3      |
| HKLR    | HY/2011/03 | 2015-12-23        | Mid-Ebb   | Sunny             | IS10    | 11:02:56 | 5.5      | Middle  | 2          | 1         | 16.29           | 8.09 | 29.3          | 95.2  | 7.74     | 4.9            | 2.4      |
| HKLR    | HY/2011/03 | 2015-12-23        | Mid-Ebb   | Sunny             | IS10    | 11:02:12 | 5.5      | Middle  | 2          | 2         | 16.29           | 8.1  | 30.29         | 93.7  | 7.71     | 5              | 3.8      |
| HKLR    | HY/2011/03 | 2015-12-23        | Mid-Ebb   | Sunny             | IS10    | 11:02:42 | 9.9      | Bottom  | 3          | 1         | 16.3            | 8.08 | 29.71         | 92.9  | 7.59     | 5.3            | 2.5      |
| HKLR    | HY/2011/03 | 2015-12-23        | Mid-Ebb   | Sunny             | IS10    | 11:02:01 | 9.9      | Bottom  | 3          | 2         | 16.31           | 8.1  | 30.44         | 94.5  | 7.67     | 5.1            | 2.2      |
| HKLR    | HY/2011/03 | 2015-12-23        | Mid-Ebb   | Sunny             | SR3     | 12:21:04 | 0.7      | Middle  | 2          | 1         | 19.7            | 8.15 | 29.6          | 89.4  | 6.86     | 7.9            | 9.8      |
| HKLR    | HY/2011/03 | 2015-12-23        | Mid-Ebb   | Sunny             | SR3     | 12:21:10 | 0.7      | Middle  | 2          | 2         | 19.7            | 8.15 | 29.59         | 89.3  | 6.86     | 7.6            | 9.3      |
| HKLR    | HY/2011/03 | 2015-12-23        | Mid-Ebb   | Sunny             | SR4     | 11:37:09 | 1.0      | Surface | 1          | 1         | 20.15           | 8.14 | 30.1          | 87.5  | 6.65     | 5.6            | 6.2      |
| HKLR    | HY/2011/03 | 2015-12-23        | Mid-Ebb   | Sunny             | SR4     | 11:36:43 | 1.0      | Surface | 1          | 2         | 20.13           | 8.14 | 30.13         | 89    | 6.76     | 5.6            | 4.6      |
| HKLR    | HY/2011/03 | 2015-12-23        | Mid-Ebb   | Sunny             | SR4     | 11:36:51 | 3.1      | Bottom  | 3          | 1         | 20.11           | 8.14 | 30.14         | 87.7  | 6.66     | 5.6            | 6.9      |
| HKLR    | HY/2011/03 | 2015-12-23        | Mid-Ebb   | Sunny             | SR4     | 11:36:34 | 3.1      | Bottom  | 3          | 2         | 20.13           | 8.14 | 30.13         | 89.5  | 6.8      | 5.7            | 7.3      |
| HKLR    | HY/2011/03 | 2015-12-23        | Mid-Ebb   | Sunny             | SR5     | 11:16:15 | 1.0      | Surface | 1          | 1         | 16.29           | 8.1  | 26.45         | 94.7  | 7.8      | 4.3            | 3.5      |
| HKLR    | HY/2011/03 | 2015-12-23        | Mid-Ebb   | Sunny             | SR5     | 11:16:42 | 1.0      | Surface | 1          | 2         | 16.27           | 8.1  | 28.46         | 93.7  | 7.83     | 4.2            | 3.4      |
| HKLR    | HY/2011/03 | 2015-12-23        | Mid-Ebb   | Sunny             | SR5     | 11:16:04 | 3.8      | Bottom  | 3          | 1         | 16.29           | 8.09 | 29.46         | 94.7  | 7.77     | 4.6            | 3.9      |
| HKLR    | HY/2011/03 | 2015-12-23        | Mid-Ebb   | Sunny             | SR5     | 11:16:29 | 3.8      | Bottom  | 3          | 2         | 16.26           | 8.09 | 28.7          | 94.5  | 7.79     | 4.5            | 2.7      |
| HKLR    | HY/2011/03 | 2015-12-23        | Mid-Ebb   | Sunny             | SR10A   | 10:17:07 | 1.0      | Surface | 1          | 1         | 20.2            | 8.13 | 29.4          | 91.3  | 6.96     | 3.2            | 3.6      |
| HKLR    | HY/2011/03 | 2015-12-23        | Mid-Ebb   | Sunny             | SR10A   | 10:16:38 | 1.0      | Surface | 1          | 2         | 20.13           | 8.13 | 29.43         | 89.7  | 6.84     | 3.1            | 2.5      |
| HKLR    | HY/2011/03 | 2015-12-23        | Mid-Ebb   | Sunny             | SR10A   | 10:16:32 | 3.3      | Middle  | 2          | 1         | 20.05           | 8.13 | 29.49         | 88.1  | 6.72     | 3.3            | 3.1      |
| HKLR    | HY/2011/03 | 2015-12-23        | Mid-Ebb   | Sunny             | SR10A   | 10:17:00 | 3.3      | Middle  | 2          | 2         | 20.04           | 8.13 | 29.47         | 88.5  | 6.76     | 3.3            | 2.8      |
| HKLR    | HY/2011/03 | 2015-12-23        | Mid-Ebb   | Sunny             | SR10A   | 10:16:23 | 5.5      | Bottom  | 3          | 1         | 20.12           | 8.13 | 29.51         | 88.8  | 6.77     | 3.2            | 2.7      |
| HKLR    | HY/2011/03 | 2015-12-23        | Mid-Ebb   | Sunny             | SR10A   | 10:16:53 | 5.5      | Bottom  | 3          | 2         | 20.09           | 8.13 | 29.61         | 87.4  | 6.66     | 3.3            | 2.5      |
| HKLR    | HY/2011/03 | 2015-12-23        | Mid-Ebb   | Sunny             | SR10B   | 10:05:12 | 1.0      | Surface | 1          | 1         | 20.07           | 8.13 | 29.43         | 88.3  | 6.74     | 3.1            | 3.3      |
| HKLR    | HY/2011/03 | 2015-12-23        | Mid-Ebb   | Sunny             | SR10B   | 10:04:57 | 1.0      | Surface | 1          | 2         | 20.07           | 8.13 | 29.4          | 88.1  | 6.73     | 3.1            | 2.9      |
| HKLR    | HY/2011/03 | 2015-12-23        | Mid-Ebb   | Sunny             | SR10B   | 10:04:52 | 4.4      | Bottom  | 3          | 1         | 20.07           | 8.13 | 29.44         | 88    | 6.72     | 3.2            | 2.5      |
| HKLR    | HY/2011/03 | 2015-12-23        | Mid-Ebb   | Sunny             | SR10B   | 10:05:05 | 4.4      | Bottom  | 3          | 2         | 20.07           | 8.12 | 29.45         | 87.9  | 6.71     | 3.2            | 2.3      |
| HKLR    | HY/2011/03 | 2015-12-23        | Mid-Ebb   | Sunny             | CS2     | 12:41:03 | 1.0      | Surface | 1          | 1         | 16.39           | 8.1  | 23.43         | 94.5  | 8.02     | 3.6            | 2.6      |
| HKLR    | HY/2011/03 | 2015-12-23        | Mid-Ebb   | Sunny             | CS2     | 12:41:50 | 1.0      | Surface | 1          | 2         | 16.39           | 8.11 | 23.66         | 94.8  | 8.04     | 3.8            | 3        |
| HKLR    | HY/2011/03 | 2015-12-23        | Mid-Ebb   | Sunny             | CS2     | 12:41:33 | 4.0      | Middle  | 2          | 1         | 16.28           | 8.11 | 24.69         | 93.4  | 7.91     | 4.3            | 2.8      |
| HKLR    | HY/2011/03 | 2015-12-23        | Mid-Ebb   | Sunny             | CS2     | 12:40:49 | 4.0      | Middle  | 2          | 2         | 16.28           | 8.1  | 24.34         | 95    | 7.93     | 4.1            | 2.4      |
| HKLR    | HY/2011/03 | 2015-12-23        | Mid-Ebb   | Sunny             | CS2     | 12:41:22 | 7.0      | Bottom  | 3          | 1         | 16.3            | 8.09 | 27.9          | 93.7  | 7.84     | 4.7            | 2.5      |
| HKLR    | HY/2011/03 | 2015-12-23        | Mid-Ebb   | Sunny             | CS2     | 12:40:39 | 7.0      | Bottom  | 3          | 2         | 16.29           | 8.07 | 26.53         | 93.6  | 7.91     | 4.6            | 2.5      |
| HKLR    | HY/2011/03 | 2015-12-23        | Mid-Ebb   | Sunny             | CS(Mf)5 | 10:41:57 | 1.0      | Surface | 1          | 1         | 20.02           | 8.14 | 29.54         | 87.4  | 6.68     | 3.4            | 2.2      |
| HKLR    | HY/2011/03 | 2015-12-23        | Mid-Ebb   | Sunny             | CS(Mf)5 | 10:42:38 | 1.0      | Surface | 1          | 2         | 20.05           | 8.14 | 29.57         | 88    | 6.72     | 3.3            | 2.7      |
| HKLR    | HY/2011/03 | 2015-12-23        | Mid-Ebb   | Sunny             | CS(Mf)5 | 10:41:47 | 6.2      | Middle  | 2          | 1         | 20.04           | 8.14 | 29.84         | 86.4  | 6.58     | 3.3            | 2.9      |
| HKLR    | HY/2011/03 | 2015-12-23        | Mid-Ebb   | Sunny             | CS(Mf)5 | 10:42:26 | 6.2      | Middle  | 2          | 2         | 20              | 8.14 | 29.78         | 86.5  | 6.6      | 3.3            | 2.2      |
| HKLR    | HY/2011/03 | 2015-12-23        | Mid-Ebb   | Sunny             | CS(Mf)5 | 10:41:38 | 11.4     | Bottom  | 3          | 1         | 20.06           | 8.13 | 30.12         | 86.9  | 6.61     | 3.3            | 2.5      |
| HKLR    | HY/2011/03 | 2015-12-23        | Mid-Ebb   | Sunny             | CS(Mf)5 | 10:42:12 | 11.4     | Bottom  | 3          | 2         | 20.04           | 8.13 | 30.08         | 86.7  | 6.6      | 3.3            | 2.5      |
| HKLR    | HY/2011/03 | 2015-12-23        | Mid-Flood | Sunny             | ISS     | 15:42:59 | 1.0      | Surface | 1          | 1         | 19.9            | 8.23 | 30.34         | 89.8  | 6.84     | 8.8            | 9        |
| HKLR    | HY/2011/03 | 2015-12-23        | Mid-Flood | Sunny             | ISS     | 15:42:21 | 1.0      | Surface | 1          | 2         | 19.89           | 8.25 | 30.32         | 89    | 6.78     | 8.5            | 9.2      |
| HKLR    | HY/2011/03 | 2015-12-23        | Mid-Flood | Sunny             | ISS     | 15:42:10 | 4.4      | Middle  | 2          | 1         | 19.91           | 8.26 | 30.47         | 89.7  | 6.83     | 8.7            | 8.5      |
| HKLR    | HY/2011/03 | 2015-12-23        | Mid-Flood | Sunny             | ISS     | 15:42:48 | 4.4      | Middle  | 2          | 2         | 19.92           | 8.24 | 30.45         | 89.9  | 6.84     | 9.1            | 9.9      |

## Water Quality Monitoring Data

| Project | Works      | Date (yyyy-mm-dd) | Tide      | Weather Condition | Station | Time     | Depth, m | Level   | Level_Code | Replicate | Temperature, °C | pH   | Salinity, ppt | DO, % | DO, mg/L | Turbidity, NTU | SS, mg/L |
|---------|------------|-------------------|-----------|-------------------|---------|----------|----------|---------|------------|-----------|-----------------|------|---------------|-------|----------|----------------|----------|
| HKLR    | HY/2011/03 | 2015-12-23        | Mid-Flood | Sunny             | IS5     | 15:42:38 | 7.7      | Bottom  | 3          | 1         | 19.93           | 8.24 | 30.56         | 89.6  | 6.81     | 9.4            | 10.3     |
| HKLR    | HY/2011/03 | 2015-12-23        | Mid-Flood | Sunny             | IS5     | 15:42:02 | 7.7      | Bottom  | 3          | 2         | 19.9            | 8.26 | 30.49         | 89.6  | 6.82     | 9.1            | 9.8      |
| HKLR    | HY/2011/03 | 2015-12-23        | Mid-Flood | Sunny             | IS(Mf)6 | 15:52:12 | 1.0      | Surface | 1          | 1         | 20.3            | 8.2  | 30.27         | 92.1  | 6.97     | 7.9            | 8.5      |
| HKLR    | HY/2011/03 | 2015-12-23        | Mid-Flood | Sunny             | IS(Mf)6 | 15:51:54 | 1.0      | Surface | 1          | 2         | 20.29           | 8.2  | 30.28         | 93.8  | 7.09     | 7.7            | 8.9      |
| HKLR    | HY/2011/03 | 2015-12-23        | Mid-Flood | Sunny             | IS(Mf)6 | 15:52:02 | 2.2      | Bottom  | 3          | 1         | 20.29           | 8.2  | 30.3          | 92.5  | 7        | 7.7            | 8.4      |
| HKLR    | HY/2011/03 | 2015-12-23        | Mid-Flood | Sunny             | IS(Mf)6 | 15:51:46 | 2.2      | Bottom  | 3          | 2         | 20.29           | 8.2  | 30.32         | 95.8  | 7.25     | 7.7            | 9.9      |
| HKLR    | HY/2011/03 | 2015-12-23        | Mid-Flood | Sunny             | IS7     | 15:59:16 | 1.0      | Surface | 1          | 1         | 20.33           | 8.19 | 30.25         | 92.3  | 6.98     | 7.4            | 8.4      |
| HKLR    | HY/2011/03 | 2015-12-23        | Mid-Flood | Sunny             | IS7     | 15:59:31 | 1.0      | Surface | 1          | 2         | 20.32           | 8.19 | 30.24         | 92.4  | 6.98     | 7.5            | 8.8      |
| HKLR    | HY/2011/03 | 2015-12-23        | Mid-Flood | Sunny             | IS7     | 15:59:09 | 2.2      | Bottom  | 3          | 1         | 20.33           | 8.19 | 30.3          | 92.7  | 7.01     | 7.2            | 7.7      |
| HKLR    | HY/2011/03 | 2015-12-23        | Mid-Flood | Sunny             | IS7     | 15:59:23 | 2.2      | Bottom  | 3          | 2         | 20.34           | 8.19 | 30.3          | 92.4  | 6.98     | 7.3            | 7.7      |
| HKLR    | HY/2011/03 | 2015-12-23        | Mid-Flood | Sunny             | IS8     | 16:29:10 | 1.0      | Surface | 1          | 1         | 20.28           | 8.17 | 29.89         | 92.3  | 7        | 8              | 9.2      |
| HKLR    | HY/2011/03 | 2015-12-23        | Mid-Flood | Sunny             | IS8     | 16:28:55 | 1.0      | Surface | 1          | 2         | 20.28           | 8.17 | 29.92         | 91.4  | 6.93     | 7.8            | 10.1     |
| HKLR    | HY/2011/03 | 2015-12-23        | Mid-Flood | Sunny             | IS8     | 16:29:02 | 3.2      | Bottom  | 3          | 1         | 20.28           | 8.17 | 30.18         | 92    | 6.96     | 8              | 11.6     |
| HKLR    | HY/2011/03 | 2015-12-23        | Mid-Flood | Sunny             | IS8     | 16:28:47 | 3.2      | Bottom  | 3          | 2         | 20.28           | 8.17 | 30.13         | 91.4  | 6.92     | 7.7            | 11.8     |
| HKLR    | HY/2011/03 | 2015-12-23        | Mid-Flood | Sunny             | IS(Mf)9 | 16:06:12 | 1.0      | Surface | 1          | 1         | 20.35           | 8.18 | 30.52         | 93    | 7.02     | 5.3            | 4.8      |
| HKLR    | HY/2011/03 | 2015-12-23        | Mid-Flood | Sunny             | IS(Mf)9 | 16:05:57 | 1.0      | Surface | 1          | 2         | 20.35           | 8.18 | 30.51         | 92.8  | 7        | 5.2            | 5        |
| HKLR    | HY/2011/03 | 2015-12-23        | Mid-Flood | Sunny             | IS(Mf)9 | 16:06:03 | 2.7      | Bottom  | 3          | 1         | 20.27           | 8.18 | 30.53         | 93    | 7.03     | 5.3            | 5.4      |
| HKLR    | HY/2011/03 | 2015-12-23        | Mid-Flood | Sunny             | IS(Mf)9 | 16:05:44 | 2.7      | Bottom  | 3          | 2         | 20.32           | 8.18 | 30.53         | 92.8  | 7.01     | 5.3            | 4.8      |
| HKLR    | HY/2011/03 | 2015-12-23        | Mid-Flood | Sunny             | IS10    | 17:14:26 | 1.0      | Surface | 1          | 1         | 16.47           | 8.13 | 23.91         | 95.2  | 8.05     | 4.2            | 4.3      |
| HKLR    | HY/2011/03 | 2015-12-23        | Mid-Flood | Sunny             | IS10    | 17:13:34 | 1.0      | Surface | 1          | 2         | 16.44           | 8.13 | 23.86         | 95.4  | 8.07     | 4.2            | 4        |
| HKLR    | HY/2011/03 | 2015-12-23        | Mid-Flood | Sunny             | IS10    | 17:14:17 | 5.6      | Middle  | 2          | 1         | 16.36           | 8.13 | 24.74         | 95    | 8.01     | 4.4            | 5.1      |
| HKLR    | HY/2011/03 | 2015-12-23        | Mid-Flood | Sunny             | IS10    | 17:13:22 | 5.6      | Middle  | 2          | 2         | 16.29           | 8.12 | 25.85         | 94.8  | 7.95     | 4.6            | 3.5      |
| HKLR    | HY/2011/03 | 2015-12-23        | Mid-Flood | Sunny             | IS10    | 17:14:02 | 10.1     | Bottom  | 3          | 1         | 16.29           | 8.11 | 25.97         | 94.8  | 7.95     | 4.6            | 4.5      |
| HKLR    | HY/2011/03 | 2015-12-23        | Mid-Flood | Sunny             | IS10    | 17:13:14 | 10.1     | Bottom  | 3          | 2         | 16.36           | 8.11 | 26.26         | 94.9  | 7.93     | 4.7            | 4        |
| HKLR    | HY/2011/03 | 2015-12-23        | Mid-Flood | Sunny             | SR3     | 15:31:30 | 0.9      | Middle  | 2          | 1         | 19.88           | 8.38 | 30.09         | 89.3  | 6.82     | 6.4            | 8.4      |
| HKLR    | HY/2011/03 | 2015-12-23        | Mid-Flood | Sunny             | SR3     | 15:31:26 | 0.9      | Middle  | 2          | 2         | 19.89           | 8.39 | 30.07         | 89.1  | 6.8      | 6.4            | 8.6      |
| HKLR    | HY/2011/03 | 2015-12-23        | Mid-Flood | Sunny             | SR4     | 16:21:50 | 1.0      | Surface | 1          | 1         | 20.28           | 8.17 | 30.06         | 91    | 6.9      | 8.4            | 13.2     |
| HKLR    | HY/2011/03 | 2015-12-23        | Mid-Flood | Sunny             | SR4     | 16:21:36 | 1.0      | Surface | 1          | 2         | 20.27           | 8.18 | 29.71         | 91.4  | 6.94     | 8.4            | 11.7     |
| HKLR    | HY/2011/03 | 2015-12-23        | Mid-Flood | Sunny             | SR4     | 16:21:43 | 2.7      | Bottom  | 3          | 1         | 20.28           | 8.17 | 30.09         | 91.2  | 6.91     | 8.5            | 14       |
| HKLR    | HY/2011/03 | 2015-12-23        | Mid-Flood | Sunny             | SR4     | 16:21:28 | 2.7      | Bottom  | 3          | 2         | 20.27           | 8.18 | 29.8          | 91.5  | 6.94     | 8.1            | 13.2     |
| HKLR    | HY/2011/03 | 2015-12-23        | Mid-Flood | Sunny             | SR5     | 17:03:48 | 1.0      | Surface | 1          | 1         | 16.35           | 8.14 | 24.15         | 94.8  | 8.02     | 4.5            | 4.8      |
| HKLR    | HY/2011/03 | 2015-12-23        | Mid-Flood | Sunny             | SR5     | 17:03:29 | 1.0      | Surface | 1          | 2         | 16.35           | 8.14 | 24.4          | 94.8  | 8.01     | 4.3            | 4.7      |
| HKLR    | HY/2011/03 | 2015-12-23        | Mid-Flood | Sunny             | SR5     | 17:03:39 | 3.9      | Bottom  | 3          | 1         | 16.33           | 8.12 | 26.52         | 94.7  | 7.91     | 4.7            | 4.3      |
| HKLR    | HY/2011/03 | 2015-12-23        | Mid-Flood | Sunny             | SR5     | 17:03:20 | 3.9      | Bottom  | 3          | 2         | 16.3            | 8.12 | 26.35         | 94.7  | 7.92     | 4.8            | 4.4      |
| HKLR    | HY/2011/03 | 2015-12-23        | Mid-Flood | Sunny             | SR10A   | 17:36:01 | 1.0      | Surface | 1          | 1         | 20.09           | 8.18 | 28.34         | 92.4  | 7.09     | 3.4            | 4.9      |
| HKLR    | HY/2011/03 | 2015-12-23        | Mid-Flood | Sunny             | SR10A   | 17:36:36 | 1.0      | Surface | 1          | 2         | 20.08           | 8.18 | 28.35         | 89.8  | 6.9      | 3.6            | 5.2      |
| HKLR    | HY/2011/03 | 2015-12-23        | Mid-Flood | Sunny             | SR10A   | 17:35:53 | 3.2      | Middle  | 2          | 1         | 20.1            | 8.16 | 29.74         | 91.6  | 6.98     | 3.9            | 3.3      |
| HKLR    | HY/2011/03 | 2015-12-23        | Mid-Flood | Sunny             | SR10A   | 17:36:28 | 3.2      | Middle  | 2          | 2         | 20.1            | 8.16 | 29.87         | 90.5  | 6.89     | 3.9            | 4.6      |
| HKLR    | HY/2011/03 | 2015-12-23        | Mid-Flood | Sunny             | SR10A   | 17:35:45 | 5.4      | Bottom  | 3          | 1         | 20.09           | 8.16 | 30.87         | 90.6  | 6.85     | 3.8            | 2.6      |
| HKLR    | HY/2011/03 | 2015-12-23        | Mid-Flood | Sunny             | SR10A   | 17:36:18 | 5.4      | Bottom  | 3          | 2         | 20.1            | 8.15 | 30.82         | 91.8  | 6.95     | 4.1            | 3.5      |
| HKLR    | HY/2011/03 | 2015-12-23        | Mid-Flood | Sunny             | SR10B   | 17:45:43 | 1.0      | Surface | 1          | 1         | 20.09           | 8.18 | 28.3          | 93.4  | 7.18     | 3.2            | 3.1      |
| HKLR    | HY/2011/03 | 2015-12-23        | Mid-Flood | Sunny             | SR10B   | 17:45:57 | 1.0      | Surface | 1          | 2         | 20.07           | 8.17 | 28.37         | 89.6  | 6.88     | 3.3            | 3.1      |
| HKLR    | HY/2011/03 | 2015-12-23        | Mid-Flood | Sunny             | SR10B   | 17:45:35 | 4.4      | Bottom  | 3          | 1         | 20.09           | 8.16 | 30.03         | 90.7  | 6.9      | 3.4            | 5        |
| HKLR    | HY/2011/03 | 2015-12-23        | Mid-Flood | Sunny             | SR10B   | 17:45:51 | 4.4      | Bottom  | 3          | 2         | 20.08           | 8.16 | 30            | 90.4  | 6.87     | 3.3            | 4.4      |
| HKLR    | HY/2011/03 | 2015-12-23        | Mid-Flood | Sunny             | CS2     | 15:53:38 | 1.0      | Surface | 1          | 1         | 16.82           | 8.23 | 30.86         | 96.4  | 7.76     | 4.3            | 3.6      |
| HKLR    | HY/2011/03 | 2015-12-23        | Mid-Flood | Sunny             | CS2     | 15:54:17 | 1.0      | Surface | 1          | 2         | 16.67           | 8.2  | 29.33         | 96.2  | 7.84     | 4.4            | 3.5      |
| HKLR    | HY/2011/03 | 2015-12-23        | Mid-Flood | Sunny             | CS2     | 15:53:18 | 4.1      | Middle  | 2          | 1         | 16.33           | 8.26 | 32.53         | 95.1  | 7.65     | 4.8            | 3.9      |
| HKLR    | HY/2011/03 | 2015-12-23        | Mid-Flood | Sunny             | CS2     | 15:54:04 | 4.1      | Middle  | 2          | 2         | 16.36           | 8.2  | 31.27         | 95.4  | 7.73     | 4.6            | 3.1      |
| HKLR    | HY/2011/03 | 2015-12-23        | Mid-Flood | Sunny             | CS2     | 15:53:04 | 7.1      | Bottom  | 3          | 1         | 16.33           | 8.28 | 34.37         | 95.1  | 7.57     | 5.4            | 3.4      |
| HKLR    | HY/2011/03 | 2015-12-23        | Mid-Flood | Sunny             | CS2     | 15:53:52 | 7.1      | Bottom  | 3          | 2         | 16.34           | 8.2  | 33.5          | 95.6  | 7.65     | 5.2            | 2.9      |
| HKLR    | HY/2011/03 | 2015-12-23        | Mid-Flood | Sunny             | CS(Mf)5 | 17:02:23 | 1.0      | Surface | 1          | 1         | 20.08           | 8.19 | 28.37         | 87.3  | 6.7      | 11.1           | 3.5      |
| HKLR    | HY/2011/03 | 2015-12-23        | Mid-Flood | Sunny             | CS(Mf)5 | 17:01:37 | 1.0      | Surface | 1          | 2         | 20.07           | 8.19 | 28.41         | 88.2  | 6.77     | 11.4           | 3.6      |

## Water Quality Monitoring Data

| Project | Works      | Date (yyyy-mm-dd) | Tide      | Weather Condition | Station | Time     | Depth, m | Level   | Level_Code | Replicate | Temperature, °C | pH   | Salinity, ppt | DO, % | DO, mg/L | Turbidity, NTU | SS, mg/L |
|---------|------------|-------------------|-----------|-------------------|---------|----------|----------|---------|------------|-----------|-----------------|------|---------------|-------|----------|----------------|----------|
| HKLR    | HY/2011/03 | 2015-12-23        | Mid-Flood | Sunny             | CS(Mf)5 | 17:01:26 | 6.3      | Middle  | 2          | 1         | 20.13           | 8.16 | 30.96         | 87.9  | 6.64     | 11.1           | 3.6      |
| HKLR    | HY/2011/03 | 2015-12-23        | Mid-Flood | Sunny             | CS(Mf)5 | 17:02:10 | 6.3      | Middle  | 2          | 2         | 20.12           | 8.16 | 30.95         | 86.8  | 6.56     | 11.2           | 3.7      |
| HKLR    | HY/2011/03 | 2015-12-23        | Mid-Flood | Sunny             | CS(Mf)5 | 17:01:55 | 11.5     | Bottom  | 3          | 1         | 20.14           | 8.15 | 31.04         | 86.7  | 6.55     | 11.2           | 4        |
| HKLR    | HY/2011/03 | 2015-12-23        | Mid-Flood | Sunny             | CS(Mf)5 | 17:01:15 | 11.5     | Bottom  | 3          | 2         | 20.12           | 8.16 | 31.02         | 86.8  | 6.56     | 11.1           | 5.5      |
| HKLR    | HY/2011/03 | 2015-12-25        | Mid-Ebb   | Cloudy            | IS5     | 11:52:28 | 1.0      | Surface | 1          | 1         | 20.32           | 8.16 | 28.54         | 90    | 6.88     | 4.6            | 3.9      |
| HKLR    | HY/2011/03 | 2015-12-25        | Mid-Ebb   | Cloudy            | IS5     | 11:52:50 | 1.0      | Surface | 1          | 2         | 20.32           | 8.16 | 28.55         | 89.9  | 6.86     | 4.5            | 3.6      |
| HKLR    | HY/2011/03 | 2015-12-25        | Mid-Ebb   | Cloudy            | IS5     | 11:52:21 | 4.3      | Middle  | 2          | 1         | 20.34           | 8.16 | 28.57         | 90    | 6.87     | 4.5            | 4.5      |
| HKLR    | HY/2011/03 | 2015-12-25        | Mid-Ebb   | Cloudy            | IS5     | 11:52:45 | 4.3      | Middle  | 2          | 2         | 20.34           | 8.16 | 28.57         | 89.7  | 6.85     | 4.5            | 5.1      |
| HKLR    | HY/2011/03 | 2015-12-25        | Mid-Ebb   | Cloudy            | IS5     | 11:52:14 | 7.5      | Bottom  | 3          | 1         | 20.32           | 8.16 | 28.58         | 90.3  | 6.9      | 4.6            | 4        |
| HKLR    | HY/2011/03 | 2015-12-25        | Mid-Ebb   | Cloudy            | IS5     | 11:52:37 | 7.5      | Bottom  | 3          | 2         | 20.34           | 8.16 | 28.63         | 89.5  | 6.83     | 4.5            | 4.7      |
| HKLR    | HY/2011/03 | 2015-12-25        | Mid-Ebb   | Cloudy            | IS(Mf)6 | 11:59:34 | 1.0      | Surface | 1          | 1         | 20.24           | 8.17 | 28.41         | 96.1  | 7.36     | 3.7            | 4.4      |
| HKLR    | HY/2011/03 | 2015-12-25        | Mid-Ebb   | Cloudy            | IS(Mf)6 | 11:59:22 | 1.0      | Surface | 1          | 2         | 20.22           | 8.17 | 28.38         | 95.6  | 7.32     | 3.6            | 4.4      |
| HKLR    | HY/2011/03 | 2015-12-25        | Mid-Ebb   | Cloudy            | IS(Mf)6 | 11:59:27 | 2.2      | Bottom  | 3          | 1         | 20.23           | 8.17 | 28.42         | 94.4  | 7.23     | 3.6            | 5.4      |
| HKLR    | HY/2011/03 | 2015-12-25        | Mid-Ebb   | Cloudy            | IS(Mf)6 | 11:59:16 | 2.2      | Bottom  | 3          | 2         | 20.22           | 8.17 | 28.39         | 94.3  | 7.23     | 3.6            | 4.5      |
| HKLR    | HY/2011/03 | 2015-12-25        | Mid-Ebb   | Cloudy            | IS7     | 12:07:33 | 1.0      | Surface | 1          | 1         | 20.25           | 8.17 | 28.44         | 91.3  | 6.99     | 4              | 3.7      |
| HKLR    | HY/2011/03 | 2015-12-25        | Mid-Ebb   | Cloudy            | IS7     | 12:07:48 | 1.0      | Surface | 1          | 2         | 20.25           | 8.17 | 28.43         | 91.9  | 7.04     | 3.8            | 4.2      |
| HKLR    | HY/2011/03 | 2015-12-25        | Mid-Ebb   | Cloudy            | IS7     | 12:07:24 | 2.3      | Bottom  | 3          | 1         | 20.26           | 8.16 | 28.46         | 91.2  | 6.98     | 3.8            | 3.7      |
| HKLR    | HY/2011/03 | 2015-12-25        | Mid-Ebb   | Cloudy            | IS7     | 12:07:38 | 2.3      | Bottom  | 3          | 2         | 20.26           | 8.17 | 28.47         | 91.6  | 7        | 3.7            | 4        |
| HKLR    | HY/2011/03 | 2015-12-25        | Mid-Ebb   | Cloudy            | IS8     | 12:29:41 | 1.0      | Surface | 1          | 1         | 20.1            | 8.16 | 27.11         | 89.3  | 6.91     | 5.2            | 5.1      |
| HKLR    | HY/2011/03 | 2015-12-25        | Mid-Ebb   | Cloudy            | IS8     | 12:29:13 | 1.0      | Surface | 1          | 2         | 20.1            | 8.16 | 27.07         | 92.1  | 7.12     | 5.1            | 5.2      |
| HKLR    | HY/2011/03 | 2015-12-25        | Mid-Ebb   | Cloudy            | IS8     | 12:29:06 | 3.2      | Bottom  | 3          | 1         | 20.1            | 8.15 | 28            | 91.5  | 7.04     | 5.1            | 5.3      |
| HKLR    | HY/2011/03 | 2015-12-25        | Mid-Ebb   | Cloudy            | IS8     | 12:29:31 | 3.2      | Bottom  | 3          | 2         | 20.14           | 8.15 | 27.65         | 88.5  | 6.82     | 5.1            | 5.1      |
| HKLR    | HY/2011/03 | 2015-12-25        | Mid-Ebb   | Cloudy            | IS(Mf)9 | 12:15:28 | 1.0      | Surface | 1          | 1         | 20.16           | 8.16 | 27.75         | 94.8  | 7.3      | 5.3            | 5.5      |
| HKLR    | HY/2011/03 | 2015-12-25        | Mid-Ebb   | Cloudy            | IS(Mf)9 | 12:15:15 | 1.0      | Surface | 1          | 2         | 20.19           | 8.16 | 27.83         | 94.6  | 7.27     | 5.2            | 4.9      |
| HKLR    | HY/2011/03 | 2015-12-25        | Mid-Ebb   | Cloudy            | IS(Mf)9 | 12:15:21 | 2.8      | Bottom  | 3          | 1         | 20.18           | 8.15 | 28.07         | 94    | 7.22     | 5.1            | 4.4      |
| HKLR    | HY/2011/03 | 2015-12-25        | Mid-Ebb   | Cloudy            | IS(Mf)9 | 12:15:09 | 2.8      | Bottom  | 3          | 2         | 20.22           | 8.15 | 28.18         | 93    | 7.13     | 5.3            | 5.3      |
| HKLR    | HY/2011/03 | 2015-12-25        | Mid-Ebb   | Cloudy            | IS10    | 12:35:49 | 1.0      | Surface | 1          | 1         | 16.71           | 8.06 | 24.85         | 94.3  | 7.85     | 7.8            | 8.2      |
| HKLR    | HY/2011/03 | 2015-12-25        | Mid-Ebb   | Cloudy            | IS10    | 12:36:12 | 1.0      | Surface | 1          | 2         | 16.71           | 8.07 | 24.75         | 95.1  | 7.94     | 7.8            | 8.1      |
| HKLR    | HY/2011/03 | 2015-12-25        | Mid-Ebb   | Cloudy            | IS10    | 12:36:02 | 5.6      | Middle  | 2          | 1         | 16.75           | 8.06 | 25.1          | 94.2  | 7.86     | 7.8            | 9.1      |
| HKLR    | HY/2011/03 | 2015-12-25        | Mid-Ebb   | Cloudy            | IS10    | 12:35:41 | 5.6      | Middle  | 2          | 2         | 16.74           | 8.06 | 25.2          | 93.7  | 7.84     | 8              | 8.6      |
| HKLR    | HY/2011/03 | 2015-12-25        | Mid-Ebb   | Cloudy            | IS10    | 12:35:33 | 10.2     | Bottom  | 3          | 1         | 16.77           | 8.05 | 25.57         | 92.8  | 7.75     | 8              | 8.5      |
| HKLR    | HY/2011/03 | 2015-12-25        | Mid-Ebb   | Cloudy            | IS10    | 12:35:57 | 10.2     | Bottom  | 3          | 2         | 16.73           | 8.06 | 25.1          | 93    | 7.78     | 7.9            | 8.1      |
| HKLR    | HY/2011/03 | 2015-12-25        | Mid-Ebb   | Cloudy            | SR3     | 11:40:40 | 0.7      | Middle  | 2          | 1         | 20.31           | 8.16 | 28.53         | 92    | 7.03     | 4              | 4.3      |
| HKLR    | HY/2011/03 | 2015-12-25        | Mid-Ebb   | Cloudy            | SR3     | 11:40:46 | 0.7      | Middle  | 2          | 2         | 20.31           | 8.16 | 28.53         | 91.9  | 7.02     | 4              | 4.3      |
| HKLR    | HY/2011/03 | 2015-12-25        | Mid-Ebb   | Cloudy            | SR4     | 12:24:16 | 1.0      | Surface | 1          | 1         | 20.11           | 8.15 | 26.99         | 91.6  | 7.09     | 5.4            | 5.3      |
| HKLR    | HY/2011/03 | 2015-12-25        | Mid-Ebb   | Cloudy            | SR4     | 12:24:02 | 1.0      | Surface | 1          | 2         | 20.07           | 8.16 | 27.09         | 91.4  | 7.07     | 5.4            | 5.6      |
| HKLR    | HY/2011/03 | 2015-12-25        | Mid-Ebb   | Cloudy            | SR4     | 12:23:53 | 2.9      | Bottom  | 3          | 1         | 20.12           | 8.15 | 27.66         | 94    | 7.25     | 5.7            | 4.8      |
| HKLR    | HY/2011/03 | 2015-12-25        | Mid-Ebb   | Cloudy            | SR4     | 12:24:10 | 2.9      | Bottom  | 3          | 2         | 20.1            | 8.15 | 27.46         | 92.1  | 7.11     | 5.5            | 4.9      |
| HKLR    | HY/2011/03 | 2015-12-25        | Mid-Ebb   | Cloudy            | SR5     | 12:25:03 | 1.0      | Surface | 1          | 1         | 16.7            | 8.05 | 25.24         | 96.3  | 8.03     | 7.8            | 7.6      |
| HKLR    | HY/2011/03 | 2015-12-25        | Mid-Ebb   | Cloudy            | SR5     | 12:24:46 | 1.0      | Surface | 1          | 2         | 16.69           | 8.04 | 25.54         | 96.7  | 8.04     | 7.9            | 8.2      |
| HKLR    | HY/2011/03 | 2015-12-25        | Mid-Ebb   | Cloudy            | SR5     | 12:24:37 | 4.2      | Bottom  | 3          | 1         | 16.71           | 8.03 | 25.97         | 96    | 8        | 7.9            | 7.6      |
| HKLR    | HY/2011/03 | 2015-12-25        | Mid-Ebb   | Cloudy            | SR5     | 12:24:54 | 4.2      | Bottom  | 3          | 2         | 16.71           | 8.04 | 25.76         | 96.2  | 8.01     | 8              | 8.3      |
| HKLR    | HY/2011/03 | 2015-12-25        | Mid-Ebb   | Cloudy            | SR10A   | 13:42:58 | 1.0      | Surface | 1          | 1         | 20.1            | 8.17 | 27.41         | 87    | 6.72     | 4.9            | 5.5      |
| HKLR    | HY/2011/03 | 2015-12-25        | Mid-Ebb   | Cloudy            | SR10A   | 13:42:16 | 1.0      | Surface | 1          | 2         | 20.21           | 8.17 | 27.33         | 88.8  | 6.85     | 4.9            | 5.4      |
| HKLR    | HY/2011/03 | 2015-12-25        | Mid-Ebb   | Cloudy            | SR10A   | 13:42:10 | 3.2      | Middle  | 2          | 1         | 20.3            | 8.15 | 29.09         | 86.7  | 6.6      | 5              | 5        |
| HKLR    | HY/2011/03 | 2015-12-25        | Mid-Ebb   | Cloudy            | SR10A   | 13:42:48 | 3.2      | Middle  | 2          | 2         | 20.29           | 8.15 | 28.96         | 86.6  | 6.6      | 5.1            | 5.2      |
| HKLR    | HY/2011/03 | 2015-12-25        | Mid-Ebb   | Cloudy            | SR10A   | 13:42:40 | 5.4      | Bottom  | 3          | 1         | 20.28           | 8.14 | 29.4          | 87.6  | 6.67     | 5.1            | 4.7      |
| HKLR    | HY/2011/03 | 2015-12-25        | Mid-Ebb   | Cloudy            | SR10A   | 13:42:03 | 5.4      | Bottom  | 3          | 2         | 20.29           | 8.15 | 29.28         | 85.7  | 6.52     | 5.2            | 5        |
| HKLR    | HY/2011/03 | 2015-12-25        | Mid-Ebb   | Cloudy            | SR10B   | 13:50:58 | 1.0      | Surface | 1          | 1         | 20.07           | 8.17 | 27.43         | 88.5  | 6.83     | 4.9            | 4.8      |
| HKLR    | HY/2011/03 | 2015-12-25        | Mid-Ebb   | Cloudy            | SR10B   | 13:51:16 | 1.0      | Surface | 1          | 2         | 20.07           | 8.17 | 27.45         | 88.6  | 6.84     | 4.8            | 5.3      |
| HKLR    | HY/2011/03 | 2015-12-25        | Mid-Ebb   | Cloudy            | SR10B   | 13:50:46 | 4.2      | Bottom  | 3          | 1         | 20.15           | 8.15 | 29.07         | 88.6  | 6.77     | 5              | 4.9      |
| HKLR    | HY/2011/03 | 2015-12-25        | Mid-Ebb   | Cloudy            | SR10B   | 13:51:05 | 4.2      | Bottom  | 3          | 2         | 20.14           | 8.15 | 29.25         | 89.1  | 6.8      | 4.9            | 4.8      |



## Water Quality Monitoring Data

| Project | Works      | Date (yyyy-mm-dd) | Tide      | Weather Condition | Station | Time     | Depth, m | Level   | Level_Code | Replicate | Temperature, °C | pH   | Salinity, ppt | DO, % | DO, mg/L | Turbidity, NTU | SS, mg/L |
|---------|------------|-------------------|-----------|-------------------|---------|----------|----------|---------|------------|-----------|-----------------|------|---------------|-------|----------|----------------|----------|
| HKLR    | HY/2011/03 | 2015-12-25        | Mid-Ebb   | Cloudy            | CS2     | 11:19:20 | 1.0      | Surface | 1          | 1         | 16.61           | 8.02 | 24.25         | 94    | 7.87     | 7.8            | 9.3      |
| HKLR    | HY/2011/03 | 2015-12-25        | Mid-Ebb   | Cloudy            | CS2     | 11:18:56 | 1.0      | Surface | 1          | 2         | 16.52           | 8    | 25.47         | 104.5 | 8.44     | 7.5            | 9        |
| HKLR    | HY/2011/03 | 2015-12-25        | Mid-Ebb   | Cloudy            | CS2     | 11:18:33 | 4.0      | Middle  | 2          | 1         | 16.63           | 8    | 27.76         | 94.4  | 7.85     | 7.5            | 9.3      |
| HKLR    | HY/2011/03 | 2015-12-25        | Mid-Ebb   | Cloudy            | CS2     | 11:19:15 | 4.0      | Middle  | 2          | 2         | 16.65           | 8.02 | 26.13         | 93.5  | 7.78     | 7.8            | 10.1     |
| HKLR    | HY/2011/03 | 2015-12-25        | Mid-Ebb   | Cloudy            | CS2     | 11:17:44 | 6.9      | Bottom  | 3          | 1         | 16.58           | 7.99 | 31.06         | 93.8  | 7.77     | 7.6            | 9.1      |
| HKLR    | HY/2011/03 | 2015-12-25        | Mid-Ebb   | Cloudy            | CS2     | 11:19:07 | 6.9      | Bottom  | 3          | 2         | 16.65           | 8    | 26.77         | 93.5  | 7.77     | 7.8            | 8.3      |
| HKLR    | HY/2011/03 | 2015-12-25        | Mid-Ebb   | Cloudy            | CS(Mf)5 | 13:08:19 | 1.0      | Surface | 1          | 1         | 20.17           | 8.17 | 27.38         | 86.4  | 6.67     | 5.1            | 5.2      |
| HKLR    | HY/2011/03 | 2015-12-25        | Mid-Ebb   | Cloudy            | CS(Mf)5 | 13:07:45 | 1.0      | Surface | 1          | 2         | 20.17           | 8.17 | 27.53         | 85.9  | 6.62     | 5.5            | 4.6      |
| HKLR    | HY/2011/03 | 2015-12-25        | Mid-Ebb   | Cloudy            | CS(Mf)5 | 13:07:32 | 6.3      | Middle  | 2          | 1         | 20.3            | 8.14 | 29.52         | 86.2  | 6.55     | 5.4            | 4.8      |
| HKLR    | HY/2011/03 | 2015-12-25        | Mid-Ebb   | Cloudy            | CS(Mf)5 | 13:08:08 | 6.3      | Middle  | 2          | 2         | 20.3            | 8.15 | 29.42         | 87    | 6.61     | 5.3            | 4.6      |
| HKLR    | HY/2011/03 | 2015-12-25        | Mid-Ebb   | Cloudy            | CS(Mf)5 | 13:07:24 | 11.5     | Bottom  | 3          | 1         | 20.29           | 8.14 | 29.65         | 85.5  | 6.5      | 5.3            | 5.3      |
| HKLR    | HY/2011/03 | 2015-12-25        | Mid-Ebb   | Cloudy            | CS(Mf)5 | 13:08:00 | 11.5     | Bottom  | 3          | 2         | 20.29           | 8.14 | 29.61         | 86.1  | 6.54     | 5.3            | 4.4      |
| HKLR    | HY/2011/03 | 2015-12-25        | Mid-Flood | Cloudy            | IS5     | 08:38:14 | 1.0      | Surface | 1          | 1         | 20.32           | 8.16 | 28.54         | 92.6  | 7.07     | 4.4            | 4        |
| HKLR    | HY/2011/03 | 2015-12-25        | Mid-Flood | Cloudy            | IS5     | 08:37:43 | 1.0      | Surface | 1          | 2         | 20.31           | 8.16 | 28.53         | 90.4  | 6.91     | 4.5            | 4.6      |
| HKLR    | HY/2011/03 | 2015-12-25        | Mid-Flood | Cloudy            | IS5     | 08:37:34 | 4.3      | Middle  | 2          | 1         | 20.37           | 8.16 | 28.56         | 89.8  | 6.86     | 4.5            | 3.7      |
| HKLR    | HY/2011/03 | 2015-12-25        | Mid-Flood | Cloudy            | IS5     | 08:38:07 | 4.3      | Middle  | 2          | 2         | 20.36           | 8.16 | 28.59         | 93    | 7.09     | 4.5            | 4.1      |
| HKLR    | HY/2011/03 | 2015-12-25        | Mid-Flood | Cloudy            | IS5     | 08:37:59 | 7.5      | Bottom  | 3          | 1         | 20.38           | 8.16 | 28.63         | 90.2  | 6.88     | 4.5            | 3.7      |
| HKLR    | HY/2011/03 | 2015-12-25        | Mid-Flood | Cloudy            | IS5     | 08:37:26 | 7.5      | Bottom  | 3          | 2         | 20.4            | 8.16 | 28.64         | 90    | 6.86     | 4.6            | 3.6      |
| HKLR    | HY/2011/03 | 2015-12-25        | Mid-Flood | Cloudy            | IS(Mf)6 | 08:24:41 | 1.0      | Surface | 1          | 1         | 20.3            | 8.14 | 28.39         | 91.9  | 7.03     | 5.2            | 5.6      |
| HKLR    | HY/2011/03 | 2015-12-25        | Mid-Flood | Cloudy            | IS(Mf)6 | 08:24:28 | 1.0      | Surface | 1          | 2         | 20.31           | 8.14 | 28.42         | 92.3  | 7.06     | 5.4            | 5        |
| HKLR    | HY/2011/03 | 2015-12-25        | Mid-Flood | Cloudy            | IS(Mf)6 | 08:24:34 | 2.2      | Bottom  | 3          | 1         | 20.31           | 8.14 | 28.44         | 91.4  | 6.99     | 5.3            | 4.5      |
| HKLR    | HY/2011/03 | 2015-12-25        | Mid-Flood | Cloudy            | IS(Mf)6 | 08:24:24 | 2.2      | Bottom  | 3          | 2         | 20.32           | 8.14 | 28.4          | 92.2  | 7.05     | 5.6            | 4.5      |
| HKLR    | HY/2011/03 | 2015-12-25        | Mid-Flood | Cloudy            | IS7     | 08:17:13 | 1.0      | Surface | 1          | 1         | 20.18           | 8.14 | 28.17         | 90.4  | 6.94     | 5.3            | 5        |
| HKLR    | HY/2011/03 | 2015-12-25        | Mid-Flood | Cloudy            | IS7     | 08:17:01 | 1.0      | Surface | 1          | 2         | 20.14           | 8.14 | 28.13         | 90.7  | 6.97     | 5.2            | 4.8      |
| HKLR    | HY/2011/03 | 2015-12-25        | Mid-Flood | Cloudy            | IS7     | 08:17:06 | 2.3      | Bottom  | 3          | 1         | 20.17           | 8.14 | 28.31         | 90.7  | 6.96     | 5.1            | 6.1      |
| HKLR    | HY/2011/03 | 2015-12-25        | Mid-Flood | Cloudy            | IS7     | 08:16:52 | 2.3      | Bottom  | 3          | 2         | 20.19           | 8.14 | 28.35         | 91.8  | 7.04     | 5.2            | 4.5      |
| HKLR    | HY/2011/03 | 2015-12-25        | Mid-Flood | Cloudy            | IS8     | 07:56:27 | 1.0      | Surface | 1          | 1         | 20.1            | 8.13 | 27.13         | 92.7  | 7.17     | 6.5            | 7.6      |
| HKLR    | HY/2011/03 | 2015-12-25        | Mid-Flood | Cloudy            | IS8     | 07:56:15 | 1.0      | Surface | 1          | 2         | 20.09           | 8.13 | 27.08         | 93.3  | 7.22     | 6.5            | 7.1      |
| HKLR    | HY/2011/03 | 2015-12-25        | Mid-Flood | Cloudy            | IS8     | 07:56:10 | 2.9      | Bottom  | 3          | 1         | 20.09           | 8.13 | 27.26         | 93.3  | 7.21     | 6.6            | 7        |
| HKLR    | HY/2011/03 | 2015-12-25        | Mid-Flood | Cloudy            | IS8     | 07:56:22 | 2.9      | Bottom  | 3          | 2         | 20.08           | 8.13 | 27.31         | 91.1  | 7.04     | 6.6            | 6.5      |
| HKLR    | HY/2011/03 | 2015-12-25        | Mid-Flood | Cloudy            | IS(Mf)9 | 08:10:09 | 1.0      | Surface | 1          | 1         | 20.19           | 8.13 | 27.79         | 89.8  | 6.9      | 6              | 6.8      |
| HKLR    | HY/2011/03 | 2015-12-25        | Mid-Flood | Cloudy            | IS(Mf)9 | 08:09:55 | 1.0      | Surface | 1          | 2         | 20.17           | 8.13 | 27.37         | 90.8  | 7        | 6.1            | 7.1      |
| HKLR    | HY/2011/03 | 2015-12-25        | Mid-Flood | Cloudy            | IS(Mf)9 | 08:10:03 | 2.7      | Bottom  | 3          | 1         | 20.22           | 8.13 | 28.3          | 90.2  | 6.91     | 6              | 7        |
| HKLR    | HY/2011/03 | 2015-12-25        | Mid-Flood | Cloudy            | IS(Mf)9 | 08:09:49 | 2.7      | Bottom  | 3          | 2         | 20.17           | 8.13 | 28.4          | 90.9  | 6.97     | 6.1            | 8.7      |
| HKLR    | HY/2011/03 | 2015-12-25        | Mid-Flood | Cloudy            | IS10    | 07:36:33 | 1.0      | Surface | 1          | 1         | 16.68           | 8.05 | 26.9          | 95.5  | 7.88     | 6.5            | 6.9      |
| HKLR    | HY/2011/03 | 2015-12-25        | Mid-Flood | Cloudy            | IS10    | 07:36:58 | 1.0      | Surface | 1          | 2         | 16.68           | 8.05 | 26.57         | 94.8  | 7.85     | 6.3            | 6.8      |
| HKLR    | HY/2011/03 | 2015-12-25        | Mid-Flood | Cloudy            | IS10    | 07:36:49 | 5.6      | Middle  | 2          | 1         | 16.69           | 8.05 | 26.76         | 94.5  | 7.82     | 6.5            | 7.1      |
| HKLR    | HY/2011/03 | 2015-12-25        | Mid-Flood | Cloudy            | IS10    | 07:36:23 | 5.6      | Middle  | 2          | 2         | 16.69           | 8.05 | 26.99         | 95.1  | 7.85     | 6.5            | 7.2      |
| HKLR    | HY/2011/03 | 2015-12-25        | Mid-Flood | Cloudy            | IS10    | 07:36:12 | 10.1     | Bottom  | 3          | 1         | 16.71           | 8.04 | 27.1          | 94    | 7.77     | 6.5            | 7.3      |
| HKLR    | HY/2011/03 | 2015-12-25        | Mid-Flood | Cloudy            | IS10    | 07:36:40 | 10.1     | Bottom  | 3          | 2         | 16.68           | 8.05 | 26.84         | 93.6  | 7.75     | 6.6            | 7.6      |
| HKLR    | HY/2011/03 | 2015-12-25        | Mid-Flood | Cloudy            | SR3     | 08:45:52 | 0.7      | Middle  | 2          | 1         | 20.3            | 8.16 | 28.53         | 91.3  | 6.97     | 4.5            | 4.3      |
| HKLR    | HY/2011/03 | 2015-12-25        | Mid-Flood | Cloudy            | SR3     | 08:45:47 | 0.7      | Middle  | 2          | 2         | 20.3            | 8.16 | 28.53         | 91.1  | 6.97     | 4.6            | 5        |
| HKLR    | HY/2011/03 | 2015-12-25        | Mid-Flood | Cloudy            | SR4     | 08:04:08 | 1.0      | Surface | 1          | 1         | 20.07           | 8.14 | 27.13         | 90.1  | 6.97     | 6.4            | 6.2      |
| HKLR    | HY/2011/03 | 2015-12-25        | Mid-Flood | Cloudy            | SR4     | 08:03:59 | 1.0      | Surface | 1          | 2         | 20.09           | 8.14 | 27.14         | 91.9  | 7.11     | 6.7            | 5.6      |
| HKLR    | HY/2011/03 | 2015-12-25        | Mid-Flood | Cloudy            | SR4     | 08:03:54 | 2.8      | Bottom  | 3          | 1         | 20.1            | 8.13 | 27.33         | 90.7  | 7.01     | 6.5            | 6.5      |
| HKLR    | HY/2011/03 | 2015-12-25        | Mid-Flood | Cloudy            | SR4     | 08:04:04 | 2.8      | Bottom  | 3          | 2         | 20.05           | 8.13 | 27.18         | 89.3  | 6.91     | 6.6            | 7.2      |
| HKLR    | HY/2011/03 | 2015-12-25        | Mid-Flood | Cloudy            | SR5     | 07:44:01 | 1.0      | Surface | 1          | 1         | 16.67           | 8.05 | 25.91         | 95    | 7.89     | 6.3            | 6        |
| HKLR    | HY/2011/03 | 2015-12-25        | Mid-Flood | Cloudy            | SR5     | 07:43:41 | 1.0      | Surface | 1          | 2         | 16.69           | 8.05 | 26.15         | 93.3  | 7.75     | 6.5            | 6.7      |
| HKLR    | HY/2011/03 | 2015-12-25        | Mid-Flood | Cloudy            | SR5     | 07:43:50 | 3.7      | Bottom  | 3          | 1         | 16.69           | 8.05 | 26.08         | 93.8  | 7.8      | 6.4            | 6.7      |
| HKLR    | HY/2011/03 | 2015-12-25        | Mid-Flood | Cloudy            | SR5     | 07:43:29 | 3.7      | Bottom  | 3          | 2         | 16.7            | 8.04 | 26.47         | 93.3  | 7.73     | 6.5            | 5.5      |
| HKLR    | HY/2011/03 | 2015-12-25        | Mid-Flood | Cloudy            | SR10A   | 06:51:43 | 1.0      | Surface | 1          | 1         | 20.2            | 8.1  | 26.59         | 86.3  | 6.68     | 8.3            | 8.9      |
| HKLR    | HY/2011/03 | 2015-12-25        | Mid-Flood | Cloudy            | SR10A   | 06:52:14 | 1.0      | Surface | 1          | 2         | 20.11           | 8.11 | 26.64         | 86.1  | 6.68     | 8.4            | 8.9      |

## Water Quality Monitoring Data

| Project | Works      | Date (yyyy-mm-dd) | Tide      | Weather Condition | Station | Time     | Depth, m | Level   | Level_Code | Replicate | Temperature, °C | pH   | Salinity, ppt | DO, % | DO, mg/L | Turbidity, NTU | SS, mg/L |
|---------|------------|-------------------|-----------|-------------------|---------|----------|----------|---------|------------|-----------|-----------------|------|---------------|-------|----------|----------------|----------|
| HKLR    | HY/2011/03 | 2015-12-25        | Mid-Flood | Cloudy            | SR10A   | 06:51:36 | 3.2      | Middle  | 2          | 1         | 20.28           | 8.08 | 28.22         | 85.7  | 6.56     | 8.5            | 8.3      |
| HKLR    | HY/2011/03 | 2015-12-25        | Mid-Flood | Cloudy            | SR10A   | 06:52:03 | 3.2      | Middle  | 2          | 2         | 20.27           | 8.09 | 28.22         | 85.9  | 6.58     | 8.5            | 7.6      |
| HKLR    | HY/2011/03 | 2015-12-25        | Mid-Flood | Cloudy            | SR10A   | 06:51:27 | 5.4      | Bottom  | 3          | 1         | 20.22           | 8.08 | 28.41         | 86.6  | 6.63     | 8.3            | 7.8      |
| HKLR    | HY/2011/03 | 2015-12-25        | Mid-Flood | Cloudy            | SR10A   | 06:51:51 | 5.4      | Bottom  | 3          | 2         | 20.23           | 8.09 | 28.45         | 86    | 6.58     | 8.5            | 9.4      |
| HKLR    | HY/2011/03 | 2015-12-25        | Mid-Flood | Cloudy            | SR10B   | 06:43:32 | 1.0      | Surface | 1          | 1         | 20.11           | 8.09 | 26.44         | 86.9  | 6.75     | 7.8            | 9        |
| HKLR    | HY/2011/03 | 2015-12-25        | Mid-Flood | Cloudy            | SR10B   | 06:43:57 | 1.0      | Surface | 1          | 2         | 20.2            | 8.09 | 26.63         | 88    | 6.81     | 7.7            | 8.9      |
| HKLR    | HY/2011/03 | 2015-12-25        | Mid-Flood | Cloudy            | SR10B   | 06:43:20 | 3.7      | Bottom  | 3          | 1         | 20.19           | 8.08 | 28.16         | 87.3  | 6.7      | 8              | 7.6      |
| HKLR    | HY/2011/03 | 2015-12-25        | Mid-Flood | Cloudy            | SR10B   | 06:43:48 | 3.7      | Bottom  | 3          | 2         | 20.29           | 8.07 | 28.01         | 86.5  | 6.63     | 7.6            | 8.4      |
| HKLR    | HY/2011/03 | 2015-12-25        | Mid-Flood | Cloudy            | CS2     | 08:41:26 | 1.0      | Surface | 1          | 1         | 16.7            | 8.05 | 25.14         | 95.6  | 7.98     | 7.7            | 7.6      |
| HKLR    | HY/2011/03 | 2015-12-25        | Mid-Flood | Cloudy            | CS2     | 08:41:57 | 1.0      | Surface | 1          | 2         | 16.69           | 8.06 | 25.1          | 95.2  | 7.94     | 7.8            | 9.1      |
| HKLR    | HY/2011/03 | 2015-12-25        | Mid-Flood | Cloudy            | CS2     | 08:41:18 | 4.2      | Middle  | 2          | 1         | 16.75           | 8.05 | 25.22         | 95.4  | 7.96     | 7.7            | 9.4      |
| HKLR    | HY/2011/03 | 2015-12-25        | Mid-Flood | Cloudy            | CS2     | 08:41:46 | 4.2      | Middle  | 2          | 2         | 16.75           | 8.06 | 25.29         | 94.7  | 7.9      | 7.8            | 9.4      |
| HKLR    | HY/2011/03 | 2015-12-25        | Mid-Flood | Cloudy            | CS2     | 08:41:09 | 7.3      | Bottom  | 3          | 1         | 16.76           | 8.05 | 25.33         | 95.4  | 7.95     | 7.9            | 8.4      |
| HKLR    | HY/2011/03 | 2015-12-25        | Mid-Flood | Cloudy            | CS2     | 08:41:39 | 7.3      | Bottom  | 3          | 2         | 16.75           | 8.05 | 25.23         | 94.5  | 7.9      | 8              | 7.8      |
| HKLR    | HY/2011/03 | 2015-12-25        | Mid-Flood | Cloudy            | CS(Mf)5 | 07:27:10 | 1.0      | Surface | 1          | 1         | 20.14           | 8.12 | 26.88         | 86.6  | 6.7      | 9.2            | 9.3      |
| HKLR    | HY/2011/03 | 2015-12-25        | Mid-Flood | Cloudy            | CS(Mf)5 | 07:27:46 | 1.0      | Surface | 1          | 2         | 20.19           | 8.12 | 26.79         | 86.5  | 6.7      | 9.8            | 8.1      |
| HKLR    | HY/2011/03 | 2015-12-25        | Mid-Flood | Cloudy            | CS(Mf)5 | 07:27:36 | 6.1      | Middle  | 2          | 1         | 20.3            | 8.1  | 28.62         | 85.7  | 6.54     | 9.5            | 8.9      |
| HKLR    | HY/2011/03 | 2015-12-25        | Mid-Flood | Cloudy            | CS(Mf)5 | 07:26:57 | 6.1      | Middle  | 2          | 2         | 20.29           | 8.1  | 28.57         | 85.3  | 6.52     | 9.5            | 8.2      |
| HKLR    | HY/2011/03 | 2015-12-25        | Mid-Flood | Cloudy            | CS(Mf)5 | 07:27:28 | 11.1     | Bottom  | 3          | 1         | 20.3            | 8.1  | 28.61         | 86    | 6.57     | 9.4            | 8.4      |
| HKLR    | HY/2011/03 | 2015-12-25        | Mid-Flood | Cloudy            | CS(Mf)5 | 07:26:50 | 11.1     | Bottom  | 3          | 2         | 20.27           | 8.1  | 28.6          | 85.8  | 6.56     | 9.7            | 7.6      |
| HKLR    | HY/2011/03 | 2015-12-28        | Mid-Ebb   | Sunny             | IS5     | 13:47:47 | 1.0      | Surface | 1          | 1         | 19.26           | 8.18 | 28.25         | 86.9  | 6.78     | 7.8            | 12       |
| HKLR    | HY/2011/03 | 2015-12-28        | Mid-Ebb   | Sunny             | IS5     | 13:47:09 | 1.0      | Surface | 1          | 2         | 19.26           | 8.19 | 28.25         | 86.6  | 6.76     | 7.9            | 10.3     |
| HKLR    | HY/2011/03 | 2015-12-28        | Mid-Ebb   | Sunny             | IS5     | 13:47:00 | 4.2      | Middle  | 2          | 1         | 19.26           | 8.19 | 28.26         | 86.8  | 6.77     | 7.9            | 9.8      |
| HKLR    | HY/2011/03 | 2015-12-28        | Mid-Ebb   | Sunny             | IS5     | 13:47:30 | 4.2      | Middle  | 2          | 2         | 19.26           | 8.19 | 28.26         | 85.8  | 6.7      | 7.9            | 10.1     |
| HKLR    | HY/2011/03 | 2015-12-28        | Mid-Ebb   | Sunny             | IS5     | 13:47:22 | 7.4      | Bottom  | 3          | 1         | 19.26           | 8.19 | 28.26         | 85.9  | 6.71     | 8.2            | 10.4     |
| HKLR    | HY/2011/03 | 2015-12-28        | Mid-Ebb   | Sunny             | IS5     | 13:46:51 | 7.4      | Bottom  | 3          | 2         | 19.26           | 8.2  | 28.26         | 86.7  | 6.77     | 8.1            | 9.5      |
| HKLR    | HY/2011/03 | 2015-12-28        | Mid-Ebb   | Sunny             | IS(Mf)6 | 13:54:24 | 1.0      | Surface | 1          | 1         | 19.29           | 8.16 | 28.14         | 88.7  | 6.92     | 6.2            | 7        |
| HKLR    | HY/2011/03 | 2015-12-28        | Mid-Ebb   | Sunny             | IS(Mf)6 | 13:54:08 | 1.0      | Surface | 1          | 2         | 19.28           | 8.16 | 28.14         | 89    | 6.95     | 6.2            | 6.8      |
| HKLR    | HY/2011/03 | 2015-12-28        | Mid-Ebb   | Sunny             | IS(Mf)6 | 13:53:53 | 2.1      | Bottom  | 3          | 1         | 19.28           | 8.16 | 28.12         | 88.5  | 6.91     | 6.4            | 6.6      |
| HKLR    | HY/2011/03 | 2015-12-28        | Mid-Ebb   | Sunny             | IS(Mf)6 | 13:54:14 | 2.1      | Bottom  | 3          | 2         | 19.27           | 8.16 | 28.15         | 88.7  | 6.93     | 6.3            | 7.1      |
| HKLR    | HY/2011/03 | 2015-12-28        | Mid-Ebb   | Sunny             | IS7     | 14:00:51 | 1.0      | Surface | 1          | 1         | 19.28           | 8.16 | 28.16         | 87.4  | 6.82     | 6.3            | 6.6      |
| HKLR    | HY/2011/03 | 2015-12-28        | Mid-Ebb   | Sunny             | IS7     | 14:00:36 | 1.0      | Surface | 1          | 2         | 19.28           | 8.16 | 28.16         | 87.1  | 6.8      | 6.3            | 5.7      |
| HKLR    | HY/2011/03 | 2015-12-28        | Mid-Ebb   | Sunny             | IS7     | 14:00:44 | 2.1      | Bottom  | 3          | 1         | 19.28           | 8.16 | 28.16         | 86.8  | 6.78     | 6.4            | 5.4      |
| HKLR    | HY/2011/03 | 2015-12-28        | Mid-Ebb   | Sunny             | IS7     | 14:00:27 | 2.1      | Bottom  | 3          | 2         | 19.28           | 8.16 | 28.16         | 87.6  | 6.84     | 6.2            | 7.2      |
| HKLR    | HY/2011/03 | 2015-12-28        | Mid-Ebb   | Sunny             | IS8     | 14:23:45 | 1.0      | Surface | 1          | 1         | 19.43           | 8.15 | 28.09         | 86.5  | 6.74     | 7.1            | 13       |
| HKLR    | HY/2011/03 | 2015-12-28        | Mid-Ebb   | Sunny             | IS8     | 14:23:56 | 1.0      | Surface | 1          | 2         | 19.43           | 8.15 | 28.07         | 86.9  | 6.77     | 7.3            | 11.5     |
| HKLR    | HY/2011/03 | 2015-12-28        | Mid-Ebb   | Sunny             | IS8     | 14:23:51 | 3.0      | Bottom  | 3          | 1         | 19.42           | 8.15 | 28.11         | 86.7  | 6.75     | 7.1            | 8.2      |
| HKLR    | HY/2011/03 | 2015-12-28        | Mid-Ebb   | Sunny             | IS8     | 14:23:36 | 3.0      | Bottom  | 3          | 2         | 19.44           | 8.15 | 28.15         | 87.1  | 6.78     | 7.4            | 6.4      |
| HKLR    | HY/2011/03 | 2015-12-28        | Mid-Ebb   | Sunny             | IS(Mf)9 | 14:08:20 | 1.0      | Surface | 1          | 1         | 19.42           | 8.16 | 28.06         | 88.2  | 6.87     | 4.8            | 5.5      |
| HKLR    | HY/2011/03 | 2015-12-28        | Mid-Ebb   | Sunny             | IS(Mf)9 | 14:08:08 | 1.0      | Surface | 1          | 2         | 19.42           | 8.16 | 28.07         | 88.9  | 6.93     | 4.9            | 6.4      |
| HKLR    | HY/2011/03 | 2015-12-28        | Mid-Ebb   | Sunny             | IS(Mf)9 | 14:08:02 | 2.6      | Bottom  | 3          | 1         | 19.43           | 8.16 | 28.11         | 88.6  | 6.9      | 4.9            | 5.5      |
| HKLR    | HY/2011/03 | 2015-12-28        | Mid-Ebb   | Sunny             | IS(Mf)9 | 14:08:13 | 2.6      | Bottom  | 3          | 2         | 19.42           | 8.16 | 28.1          | 88.2  | 6.87     | 4.8            | 5.2      |
| HKLR    | HY/2011/03 | 2015-12-28        | Mid-Ebb   | Sunny             | IS10    | 14:36:35 | 1.0      | Surface | 1          | 1         | 16.05           | 8.16 | 26.07         | 94.7  | 7.97     | 5.2            | 7.1      |
| HKLR    | HY/2011/03 | 2015-12-28        | Mid-Ebb   | Sunny             | IS10    | 14:36:15 | 1.0      | Surface | 1          | 2         | 16.05           | 8.15 | 26.14         | 95    | 7.99     | 5.3            | 5.8      |
| HKLR    | HY/2011/03 | 2015-12-28        | Mid-Ebb   | Sunny             | IS10    | 14:36:31 | 5.3      | Middle  | 2          | 1         | 16.05           | 8.16 | 26.05         | 94.7  | 7.97     | 5.5            | 6.9      |
| HKLR    | HY/2011/03 | 2015-12-28        | Mid-Ebb   | Sunny             | IS10    | 14:36:10 | 5.3      | Middle  | 2          | 2         | 16.04           | 8.15 | 26.05         | 94.8  | 7.98     | 5.4            | 5.7      |
| HKLR    | HY/2011/03 | 2015-12-28        | Mid-Ebb   | Sunny             | IS10    | 14:36:24 | 9.6      | Bottom  | 3          | 1         | 16.05           | 8.16 | 26.06         | 94.7  | 7.97     | 5.9            | 6.1      |
| HKLR    | HY/2011/03 | 2015-12-28        | Mid-Ebb   | Sunny             | IS10    | 14:36:04 | 9.6      | Bottom  | 3          | 2         | 16.04           | 8.15 | 26.06         | 94.7  | 7.97     | 5.7            | 6.2      |
| HKLR    | HY/2011/03 | 2015-12-28        | Mid-Ebb   | Sunny             | SR3     | 13:36:21 | 0.7      | Middle  | 2          | 1         | 19.26           | 8.26 | 28.22         | 88.3  | 6.89     | 7.5            | 9.2      |
| HKLR    | HY/2011/03 | 2015-12-28        | Mid-Ebb   | Sunny             | SR3     | 13:36:15 | 0.7      | Middle  | 2          | 2         | 19.26           | 8.27 | 28.22         | 88.3  | 6.9      | 7.7            | 9        |
| HKLR    | HY/2011/03 | 2015-12-28        | Mid-Ebb   | Sunny             | SR4     | 14:17:03 | 1.0      | Surface | 1          | 1         | 19.45           | 8.15 | 28.08         | 87.7  | 6.83     | 8.8            | 7.2      |
| HKLR    | HY/2011/03 | 2015-12-28        | Mid-Ebb   | Sunny             | SR4     | 14:17:24 | 1.0      | Surface | 1          | 2         | 19.45           | 8.15 | 28.07         | 87.1  | 6.78     | 8.7            | 6.5      |

## Water Quality Monitoring Data

| Project | Works      | Date (yyyy-mm-dd) | Tide      | Weather Condition | Station | Time     | Depth, m | Level   | Level_Code | Replicate | Temperature, °C | pH   | Salinity, ppt | DO, % | DO, mg/L | Turbidity, NTU | SS, mg/L |
|---------|------------|-------------------|-----------|-------------------|---------|----------|----------|---------|------------|-----------|-----------------|------|---------------|-------|----------|----------------|----------|
| HKLR    | HY/2011/03 | 2015-12-28        | Mid-Ebb   | Sunny             | SR4     | 14:17:12 | 2.7      | Bottom  | 3          | 1         | 19.45           | 8.15 | 28.12         | 87.5  | 6.81     | 8.8            | 8.8      |
| HKLR    | HY/2011/03 | 2015-12-28        | Mid-Ebb   | Sunny             | SR4     | 14:16:54 | 2.7      | Bottom  | 3          | 2         | 19.45           | 8.15 | 28.13         | 88.2  | 6.87     | 8.7            | 8.4      |
| HKLR    | HY/2011/03 | 2015-12-28        | Mid-Ebb   | Sunny             | SR5     | 14:27:30 | 1.0      | Surface | 1          | 1         | 16.05           | 8.15 | 26.64         | 95.3  | 7.99     | 5.5            | 6        |
| HKLR    | HY/2011/03 | 2015-12-28        | Mid-Ebb   | Sunny             | SR5     | 14:27:45 | 1.0      | Surface | 1          | 2         | 16.05           | 8.15 | 26.45         | 95.3  | 8        | 5.4            | 7.9      |
| HKLR    | HY/2011/03 | 2015-12-28        | Mid-Ebb   | Sunny             | SR5     | 14:27:15 | 4.0      | Bottom  | 3          | 1         | 16.05           | 8.14 | 26.7          | 94.5  | 7.89     | 5.8            | 7.1      |
| HKLR    | HY/2011/03 | 2015-12-28        | Mid-Ebb   | Sunny             | SR5     | 14:27:36 | 4.0      | Bottom  | 3          | 2         | 16.05           | 8.15 | 26.58         | 94.9  | 7.95     | 5.7            | 7.3      |
| HKLR    | HY/2011/03 | 2015-12-28        | Mid-Ebb   | Sunny             | SR10A   | 15:32:10 | 1.0      | Surface | 1          | 1         | 19.71           | 8.17 | 28.58         | 87    | 6.72     | 4.5            | 5        |
| HKLR    | HY/2011/03 | 2015-12-28        | Mid-Ebb   | Sunny             | SR10A   | 15:31:42 | 1.0      | Surface | 1          | 2         | 19.74           | 8.17 | 28.61         | 89.7  | 6.92     | 4.3            | 6.1      |
| HKLR    | HY/2011/03 | 2015-12-28        | Mid-Ebb   | Sunny             | SR10A   | 15:31:35 | 3.3      | Middle  | 2          | 1         | 19.76           | 8.16 | 29.01         | 86.4  | 6.65     | 4.4            | 8.8      |
| HKLR    | HY/2011/03 | 2015-12-28        | Mid-Ebb   | Sunny             | SR10A   | 15:32:01 | 3.3      | Middle  | 2          | 2         | 19.77           | 8.16 | 29.01         | 90.4  | 6.95     | 4.5            | 7.4      |
| HKLR    | HY/2011/03 | 2015-12-28        | Mid-Ebb   | Sunny             | SR10A   | 15:31:28 | 5.6      | Bottom  | 3          | 1         | 19.72           | 8.16 | 28.9          | 86.6  | 6.67     | 4.2            | 8.9      |
| HKLR    | HY/2011/03 | 2015-12-28        | Mid-Ebb   | Sunny             | SR10A   | 15:31:50 | 5.6      | Bottom  | 3          | 2         | 19.72           | 8.16 | 28.89         | 87.2  | 6.73     | 4.3            | 8.1      |
| HKLR    | HY/2011/03 | 2015-12-28        | Mid-Ebb   | Sunny             | SR10B   | 15:41:09 | 1.0      | Surface | 1          | 1         | 19.71           | 8.16 | 28.67         | 87.7  | 6.77     | 4.3            | 4.9      |
| HKLR    | HY/2011/03 | 2015-12-28        | Mid-Ebb   | Sunny             | SR10B   | 15:41:20 | 1.0      | Surface | 1          | 2         | 19.71           | 8.16 | 28.67         | 87.2  | 6.73     | 4.1            | 5.3      |
| HKLR    | HY/2011/03 | 2015-12-28        | Mid-Ebb   | Sunny             | SR10B   | 15:41:13 | 3.9      | Bottom  | 3          | 1         | 19.69           | 8.16 | 28.74         | 86.9  | 6.71     | 4.3            | 6.6      |
| HKLR    | HY/2011/03 | 2015-12-28        | Mid-Ebb   | Sunny             | SR10B   | 15:41:02 | 3.9      | Bottom  | 3          | 2         | 19.7            | 8.16 | 28.83         | 87.4  | 6.74     | 4.3            | 5.4      |
| HKLR    | HY/2011/03 | 2015-12-28        | Mid-Ebb   | Sunny             | CS2     | 13:15:47 | 1.0      | Surface | 1          | 1         | 15.91           | 8.22 | 32.13         | 97    | 7.89     | 5.8            | 8.7      |
| HKLR    | HY/2011/03 | 2015-12-28        | Mid-Ebb   | Sunny             | CS2     | 13:16:17 | 1.0      | Surface | 1          | 2         | 15.93           | 8.2  | 31.3          | 97.8  | 7.95     | 5.7            | 8.4      |
| HKLR    | HY/2011/03 | 2015-12-28        | Mid-Ebb   | Sunny             | CS2     | 13:15:36 | 4.0      | Middle  | 2          | 1         | 15.89           | 8.23 | 32.18         | 96.3  | 7.87     | 6.2            | 10.2     |
| HKLR    | HY/2011/03 | 2015-12-28        | Mid-Ebb   | Sunny             | CS2     | 13:16:06 | 4.0      | Middle  | 2          | 2         | 15.92           | 8.21 | 31.7          | 96.9  | 7.88     | 5.9            | 9.3      |
| HKLR    | HY/2011/03 | 2015-12-28        | Mid-Ebb   | Sunny             | CS2     | 13:15:23 | 6.9      | Bottom  | 3          | 1         | 15.88           | 8.21 | 32.21         | 96.2  | 7.84     | 6.6            | 10.3     |
| HKLR    | HY/2011/03 | 2015-12-28        | Mid-Ebb   | Sunny             | CS2     | 13:15:57 | 6.9      | Bottom  | 3          | 2         | 15.91           | 8.21 | 32.05         | 96.3  | 7.84     | 6.5            | 10.4     |
| HKLR    | HY/2011/03 | 2015-12-28        | Mid-Ebb   | Sunny             | CS(Mf)5 | 14:58:10 | 1.0      | Surface | 1          | 1         | 19.75           | 8.17 | 28.43         | 85.9  | 6.63     | 5.2            | 5.2      |
| HKLR    | HY/2011/03 | 2015-12-28        | Mid-Ebb   | Sunny             | CS(Mf)5 | 14:57:06 | 1.0      | Surface | 1          | 2         | 19.74           | 8.17 | 28.74         | 87.5  | 6.75     | 5.1            | 6        |
| HKLR    | HY/2011/03 | 2015-12-28        | Mid-Ebb   | Sunny             | CS(Mf)5 | 14:57:36 | 6.0      | Middle  | 2          | 1         | 19.77           | 8.16 | 29.36         | 87.9  | 6.75     | 5.5            | 4        |
| HKLR    | HY/2011/03 | 2015-12-28        | Mid-Ebb   | Sunny             | CS(Mf)5 | 14:56:57 | 6.0      | Middle  | 2          | 2         | 19.77           | 8.16 | 29.3          | 87.1  | 6.69     | 5.1            | 5.5      |
| HKLR    | HY/2011/03 | 2015-12-28        | Mid-Ebb   | Sunny             | CS(Mf)5 | 14:57:24 | 10.9     | Bottom  | 3          | 1         | 19.8            | 8.16 | 29.52         | 85.1  | 6.52     | 5.6            | 6.8      |
| HKLR    | HY/2011/03 | 2015-12-28        | Mid-Ebb   | Sunny             | CS(Mf)5 | 14:56:48 | 10.9     | Bottom  | 3          | 2         | 19.79           | 8.16 | 29.45         | 86.1  | 6.6      | 5.3            | 5.9      |
| HKLR    | HY/2011/03 | 2015-12-28        | Mid-Flood | Sunny             | IS5     | 10:52:09 | 1.0      | Surface | 1          | 1         | 19.24           | 8.15 | 27.97         | 87.5  | 6.84     | 8.6            | 13.6     |
| HKLR    | HY/2011/03 | 2015-12-28        | Mid-Flood | Sunny             | IS5     | 10:51:32 | 1.0      | Surface | 1          | 2         | 19.24           | 8.15 | 27.97         | 87.2  | 6.82     | 8.7            | 13.6     |
| HKLR    | HY/2011/03 | 2015-12-28        | Mid-Flood | Sunny             | IS5     | 10:51:21 | 4.9      | Middle  | 2          | 1         | 19.23           | 8.15 | 27.98         | 88.2  | 6.9      | 8.9            | 11       |
| HKLR    | HY/2011/03 | 2015-12-28        | Mid-Flood | Sunny             | IS5     | 10:51:57 | 4.9      | Middle  | 2          | 2         | 19.23           | 8.15 | 27.99         | 87.1  | 6.81     | 9.1            | 12       |
| HKLR    | HY/2011/03 | 2015-12-28        | Mid-Flood | Sunny             | IS5     | 10:51:47 | 8.7      | Bottom  | 3          | 1         | 19.23           | 8.15 | 27.97         | 87    | 6.81     | 9              | 10.3     |
| HKLR    | HY/2011/03 | 2015-12-28        | Mid-Flood | Sunny             | IS5     | 10:51:13 | 8.7      | Bottom  | 3          | 2         | 19.23           | 8.15 | 27.97         | 87.4  | 6.84     | 9              | 11.1     |
| HKLR    | HY/2011/03 | 2015-12-28        | Mid-Flood | Sunny             | IS(Mf)6 | 10:38:16 | 1.0      | Surface | 1          | 1         | 19.24           | 8.15 | 28            | 88.2  | 6.9      | 8.7            | 9.5      |
| HKLR    | HY/2011/03 | 2015-12-28        | Mid-Flood | Sunny             | IS(Mf)6 | 10:38:32 | 1.0      | Surface | 1          | 2         | 19.24           | 8.15 | 28.01         | 87.9  | 6.87     | 8.7            | 10.2     |
| HKLR    | HY/2011/03 | 2015-12-28        | Mid-Flood | Sunny             | IS(Mf)6 | 10:38:23 | 2.1      | Bottom  | 3          | 1         | 19.23           | 8.15 | 28.01         | 88.1  | 6.89     | 8.6            | 11.3     |
| HKLR    | HY/2011/03 | 2015-12-28        | Mid-Flood | Sunny             | IS(Mf)6 | 10:38:03 | 2.1      | Bottom  | 3          | 2         | 19.24           | 8.15 | 28            | 88.6  | 6.93     | 8.8            | 12.8     |
| HKLR    | HY/2011/03 | 2015-12-28        | Mid-Flood | Sunny             | IS7     | 10:26:43 | 1.0      | Surface | 1          | 1         | 19.33           | 8.15 | 28.06         | 87.3  | 6.82     | 10.2           | 9.4      |
| HKLR    | HY/2011/03 | 2015-12-28        | Mid-Flood | Sunny             | IS7     | 10:27:08 | 1.0      | Surface | 1          | 2         | 19.33           | 8.15 | 28.08         | 87.7  | 6.84     | 9.6            | 10       |
| HKLR    | HY/2011/03 | 2015-12-28        | Mid-Flood | Sunny             | IS7     | 10:26:55 | 2.2      | Bottom  | 3          | 1         | 19.32           | 8.15 | 28.08         | 87.5  | 6.83     | 9.7            | 11.5     |
| HKLR    | HY/2011/03 | 2015-12-28        | Mid-Flood | Sunny             | IS7     | 10:26:34 | 2.2      | Bottom  | 3          | 2         | 19.33           | 8.15 | 28.06         | 88    | 6.87     | 9.9            | 10.7     |
| HKLR    | HY/2011/03 | 2015-12-28        | Mid-Flood | Sunny             | IS8     | 09:32:15 | 1.0      | Surface | 1          | 1         | 19.41           | 8.14 | 27.89         | 87.5  | 6.82     | 7.7            | 4.8      |
| HKLR    | HY/2011/03 | 2015-12-28        | Mid-Flood | Sunny             | IS8     | 09:32:00 | 1.0      | Surface | 1          | 2         | 19.4            | 8.14 | 27.88         | 87.8  | 6.85     | 7.8            | 5.5      |
| HKLR    | HY/2011/03 | 2015-12-28        | Mid-Flood | Sunny             | IS8     | 09:31:49 | 2.9      | Bottom  | 3          | 1         | 19.4            | 8.14 | 27.92         | 87.8  | 6.85     | 7.7            | 5.6      |
| HKLR    | HY/2011/03 | 2015-12-28        | Mid-Flood | Sunny             | IS8     | 09:32:08 | 2.9      | Bottom  | 3          | 2         | 19.41           | 8.14 | 27.93         | 87.3  | 6.81     | 7.8            | 6        |
| HKLR    | HY/2011/03 | 2015-12-28        | Mid-Flood | Sunny             | IS(Mf)9 | 09:47:49 | 1.0      | Surface | 1          | 1         | 19.41           | 8.14 | 27.94         | 86.3  | 6.73     | 6.5            | 5.5      |
| HKLR    | HY/2011/03 | 2015-12-28        | Mid-Flood | Sunny             | IS(Mf)9 | 09:47:37 | 1.0      | Surface | 1          | 2         | 19.41           | 8.14 | 27.94         | 86.7  | 6.76     | 6.4            | 6.4      |
| HKLR    | HY/2011/03 | 2015-12-28        | Mid-Flood | Sunny             | IS(Mf)9 | 09:47:43 | 2.7      | Bottom  | 3          | 1         | 19.41           | 8.14 | 27.97         | 86.4  | 6.73     | 6.6            | 6.3      |
| HKLR    | HY/2011/03 | 2015-12-28        | Mid-Flood | Sunny             | IS(Mf)9 | 09:47:30 | 2.7      | Bottom  | 3          | 2         | 19.41           | 8.14 | 27.96         | 87.2  | 6.79     | 6.5            | 4.4      |
| HKLR    | HY/2011/03 | 2015-12-28        | Mid-Flood | Sunny             | IS10    | 09:49:37 | 1.0      | Surface | 1          | 1         | 15.92           | 8.08 | 27.93         | 97.2  | 8.06     | 10.2           | 13.4     |
| HKLR    | HY/2011/03 | 2015-12-28        | Mid-Flood | Sunny             | IS10    | 09:50:19 | 1.0      | Surface | 1          | 2         | 15.92           | 8.09 | 28.12         | 96.1  | 8.04     | 10.2           | 11.5     |

## Water Quality Monitoring Data

| Project | Works      | Date (yyyy-mm-dd) | Tide      | Weather Condition | Station | Time     | Depth, m | Level   | Level_Code | Replicate | Temperature, °C | pH   | Salinity, ppt | DO, % | DO, mg/L | Turbidity, NTU | SS, mg/L |
|---------|------------|-------------------|-----------|-------------------|---------|----------|----------|---------|------------|-----------|-----------------|------|---------------|-------|----------|----------------|----------|
| HKLR    | HY/2011/03 | 2015-12-28        | Mid-Flood | Sunny             | IS10    | 09:50:07 | 5.4      | Middle  | 2          | 1         | 15.92           | 8.09 | 29.54         | 95.2  | 7.99     | 10.6           | 12.9     |
| HKLR    | HY/2011/03 | 2015-12-28        | Mid-Flood | Sunny             | IS10    | 09:49:26 | 5.4      | Middle  | 2          | 2         | 15.93           | 8.08 | 28.12         | 94.9  | 7.96     | 10.7           | 13.9     |
| HKLR    | HY/2011/03 | 2015-12-28        | Mid-Flood | Sunny             | IS10    | 09:49:10 | 9.7      | Bottom  | 3          | 1         | 15.91           | 8.08 | 30.25         | 94.9  | 7.9      | 11.1           | 15       |
| HKLR    | HY/2011/03 | 2015-12-28        | Mid-Flood | Sunny             | IS10    | 09:49:56 | 9.7      | Bottom  | 3          | 2         | 15.91           | 8.08 | 28.16         | 95    | 7.92     | 10.8           | 13.4     |
| HKLR    | HY/2011/03 | 2015-12-28        | Mid-Flood | Sunny             | SR3     | 10:02:18 | 0.7      | Middle  | 2          | 1         | 19.25           | 8.15 | 27.9          | 91.4  | 7.15     | 10.2           | 10.9     |
| HKLR    | HY/2011/03 | 2015-12-28        | Mid-Flood | Sunny             | SR3     | 10:02:11 | 0.7      | Middle  | 2          | 2         | 19.25           | 8.15 | 27.89         | 91    | 7.12     | 10.4           | 12.4     |
| HKLR    | HY/2011/03 | 2015-12-28        | Mid-Flood | Sunny             | SR4     | 09:37:32 | 1.0      | Surface | 1          | 1         | 19.41           | 8.14 | 27.92         | 87    | 6.79     | 8.8            | 5.6      |
| HKLR    | HY/2011/03 | 2015-12-28        | Mid-Flood | Sunny             | SR4     | 09:37:20 | 1.0      | Surface | 1          | 2         | 19.41           | 8.14 | 27.92         | 87.4  | 6.81     | 8.8            | 5.3      |
| HKLR    | HY/2011/03 | 2015-12-28        | Mid-Flood | Sunny             | SR4     | 09:37:26 | 2.9      | Bottom  | 3          | 1         | 19.41           | 8.14 | 27.95         | 86.8  | 6.77     | 8.8            | 5.9      |
| HKLR    | HY/2011/03 | 2015-12-28        | Mid-Flood | Sunny             | SR4     | 09:37:12 | 2.9      | Bottom  | 3          | 2         | 19.41           | 8.14 | 27.95         | 87.4  | 6.81     | 8.9            | 5.5      |
| HKLR    | HY/2011/03 | 2015-12-28        | Mid-Flood | Sunny             | SR5     | 10:02:06 | 1.0      | Surface | 1          | 1         | 15.92           | 8.11 | 27.43         | 94.8  | 7.93     | 11.8           | 14.7     |
| HKLR    | HY/2011/03 | 2015-12-28        | Mid-Flood | Sunny             | SR5     | 10:01:46 | 1.0      | Surface | 1          | 2         | 15.92           | 8.1  | 27.65         | 94.9  | 7.93     | 11.8           | 14.6     |
| HKLR    | HY/2011/03 | 2015-12-28        | Mid-Flood | Sunny             | SR5     | 10:01:56 | 4.1      | Bottom  | 3          | 1         | 15.91           | 8.1  | 27.83         | 94.7  | 7.9      | 12.3           | 12.7     |
| HKLR    | HY/2011/03 | 2015-12-28        | Mid-Flood | Sunny             | SR5     | 10:01:37 | 4.1      | Bottom  | 3          | 2         | 15.91           | 8.1  | 28.14         | 94.9  | 7.9      | 12.1           | 13.1     |
| HKLR    | HY/2011/03 | 2015-12-28        | Mid-Flood | Sunny             | SR10A   | 08:32:36 | 1.0      | Surface | 1          | 1         | 19.51           | 8.13 | 27.75         | 90.8  | 7.08     | 5.7            | 7.3      |
| HKLR    | HY/2011/03 | 2015-12-28        | Mid-Flood | Sunny             | SR10A   | 08:32:10 | 1.0      | Surface | 1          | 2         | 19.5            | 8.13 | 27.72         | 88.2  | 6.87     | 5.9            | 8.9      |
| HKLR    | HY/2011/03 | 2015-12-28        | Mid-Flood | Sunny             | SR10A   | 08:32:27 | 3.2      | Middle  | 2          | 1         | 19.5            | 8.13 | 27.75         | 88.8  | 6.92     | 5.7            | 8        |
| HKLR    | HY/2011/03 | 2015-12-28        | Mid-Flood | Sunny             | SR10A   | 08:32:01 | 3.2      | Middle  | 2          | 2         | 19.51           | 8.13 | 27.72         | 87.8  | 6.84     | 6.3            | 6.7      |
| HKLR    | HY/2011/03 | 2015-12-28        | Mid-Flood | Sunny             | SR10A   | 08:31:49 | 5.4      | Bottom  | 3          | 1         | 19.53           | 8.13 | 27.76         | 89.7  | 6.98     | 6.2            | 6.5      |
| HKLR    | HY/2011/03 | 2015-12-28        | Mid-Flood | Sunny             | SR10A   | 08:32:17 | 5.4      | Bottom  | 3          | 2         | 19.51           | 8.13 | 27.75         | 87.1  | 6.79     | 5.9            | 7.6      |
| HKLR    | HY/2011/03 | 2015-12-28        | Mid-Flood | Sunny             | SR10B   | 08:22:19 | 1.0      | Surface | 1          | 1         | 19.51           | 8.14 | 27.55         | 90.9  | 7.09     | 6              | 7.8      |
| HKLR    | HY/2011/03 | 2015-12-28        | Mid-Flood | Sunny             | SR10B   | 08:22:02 | 1.0      | Surface | 1          | 2         | 19.52           | 8.15 | 27.51         | 91.8  | 7.16     | 5.9            | 8.4      |
| HKLR    | HY/2011/03 | 2015-12-28        | Mid-Flood | Sunny             | SR10B   | 08:22:10 | 4.1      | Bottom  | 3          | 1         | 19.52           | 8.14 | 27.55         | 90.1  | 7.02     | 6              | 7.7      |
| HKLR    | HY/2011/03 | 2015-12-28        | Mid-Flood | Sunny             | SR10B   | 08:21:51 | 4.1      | Bottom  | 3          | 2         | 19.51           | 8.15 | 27.5          | 89    | 6.94     | 5.8            | 8.9      |
| HKLR    | HY/2011/03 | 2015-12-28        | Mid-Flood | Sunny             | CS2     | 11:09:23 | 1.0      | Surface | 1          | 1         | 15.98           | 8.11 | 27.59         | 94.5  | 7.89     | 5.9            | 32.6     |
| HKLR    | HY/2011/03 | 2015-12-28        | Mid-Flood | Sunny             | CS2     | 11:08:48 | 1.0      | Surface | 1          | 2         | 16              | 8.1  | 28.05         | 94.3  | 7.86     | 6              | 31.5     |
| HKLR    | HY/2011/03 | 2015-12-28        | Mid-Flood | Sunny             | CS2     | 11:08:37 | 4.0      | Middle  | 2          | 1         | 16.01           | 8.09 | 28.16         | 93.9  | 7.83     | 6.4            | 31.5     |
| HKLR    | HY/2011/03 | 2015-12-28        | Mid-Flood | Sunny             | CS2     | 11:09:16 | 4.0      | Middle  | 2          | 2         | 15.98           | 8.11 | 27.61         | 94.3  | 7.85     | 6.4            | 29.9     |
| HKLR    | HY/2011/03 | 2015-12-28        | Mid-Flood | Sunny             | CS2     | 11:08:26 | 6.9      | Bottom  | 3          | 1         | 16.02           | 8.08 | 28.51         | 93.3  | 7.76     | 6.8            | 27.3     |
| HKLR    | HY/2011/03 | 2015-12-28        | Mid-Flood | Sunny             | CS2     | 11:09:09 | 6.9      | Bottom  | 3          | 2         | 15.98           | 8.11 | 27.85         | 94.1  | 7.81     | 6.7            | 27.9     |
| HKLR    | HY/2011/03 | 2015-12-28        | Mid-Flood | Sunny             | CS(Mf)5 | 09:02:35 | 1.0      | Surface | 1          | 1         | 19.52           | 8.13 | 27.91         | 89    | 6.91     | 7.5            | 7.9      |
| HKLR    | HY/2011/03 | 2015-12-28        | Mid-Flood | Sunny             | CS(Mf)5 | 09:01:55 | 1.0      | Surface | 1          | 2         | 19.54           | 8.13 | 27.89         | 87.5  | 6.81     | 7.6            | 7.4      |
| HKLR    | HY/2011/03 | 2015-12-28        | Mid-Flood | Sunny             | CS(Mf)5 | 09:01:47 | 6.2      | Middle  | 2          | 1         | 19.61           | 8.13 | 27.97         | 87.8  | 6.82     | 7.8            | 7.4      |
| HKLR    | HY/2011/03 | 2015-12-28        | Mid-Flood | Sunny             | CS(Mf)5 | 09:02:25 | 6.2      | Middle  | 2          | 2         | 19.58           | 8.13 | 28            | 88.3  | 6.87     | 7.6            | 7.3      |
| HKLR    | HY/2011/03 | 2015-12-28        | Mid-Flood | Sunny             | CS(Mf)5 | 09:01:35 | 11.3     | Bottom  | 3          | 1         | 19.72           | 8.12 | 28.8          | 85.5  | 6.6      | 7.8            | 7        |
| HKLR    | HY/2011/03 | 2015-12-28        | Mid-Flood | Sunny             | CS(Mf)5 | 09:02:09 | 11.3     | Bottom  | 3          | 2         | 19.73           | 8.12 | 28.84         | 87    | 6.71     | 7.7            | 8.7      |
| HKLR    | HY/2011/03 | 2015-12-30        | Mid-Ebb   | Cloudy            | IS5     | 14:45:43 | 1.0      | Surface | 1          | 1         | 19.28           | 8.23 | 28.9          | 88.6  | 6.88     | 9.8            | 10       |
| HKLR    | HY/2011/03 | 2015-12-30        | Mid-Ebb   | Cloudy            | ISS     | 14:45:06 | 1.0      | Surface | 1          | 2         | 19.28           | 8.24 | 28.89         | 88.4  | 6.87     | 10             | 10.8     |
| HKLR    | HY/2011/03 | 2015-12-30        | Mid-Ebb   | Cloudy            | ISS     | 14:45:27 | 4.5      | Middle  | 2          | 1         | 19.28           | 8.23 | 28.9          | 87.8  | 6.82     | 9.6            | 10.6     |
| HKLR    | HY/2011/03 | 2015-12-30        | Mid-Ebb   | Cloudy            | ISS     | 14:44:54 | 4.5      | Middle  | 2          | 2         | 19.28           | 8.25 | 28.89         | 88.6  | 6.89     | 9.9            | 10.2     |
| HKLR    | HY/2011/03 | 2015-12-30        | Mid-Ebb   | Cloudy            | ISS     | 14:44:44 | 7.9      | Bottom  | 3          | 1         | 19.28           | 8.25 | 28.88         | 89.2  | 6.93     | 10.1           | 12.8     |
| HKLR    | HY/2011/03 | 2015-12-30        | Mid-Ebb   | Cloudy            | ISS     | 14:45:17 | 7.9      | Bottom  | 3          | 2         | 19.28           | 8.23 | 28.9          | 88.5  | 6.88     | 9.7            | 12.4     |
| HKLR    | HY/2011/03 | 2015-12-30        | Mid-Ebb   | Cloudy            | IS(Mf)6 | 14:53:37 | 1.0      | Surface | 1          | 1         | 19.27           | 8.23 | 28.87         | 92.3  | 7.17     | 6.4            | 6        |
| HKLR    | HY/2011/03 | 2015-12-30        | Mid-Ebb   | Cloudy            | IS(Mf)6 | 14:53:18 | 1.0      | Surface | 1          | 2         | 19.27           | 8.24 | 28.85         | 93    | 7.23     | 6.2            | 6        |
| HKLR    | HY/2011/03 | 2015-12-30        | Mid-Ebb   | Cloudy            | IS(Mf)6 | 14:53:29 | 2.4      | Bottom  | 3          | 1         | 19.26           | 8.23 | 28.87         | 92.1  | 7.16     | 6.7            | 5.2      |
| HKLR    | HY/2011/03 | 2015-12-30        | Mid-Ebb   | Cloudy            | IS(Mf)6 | 14:53:09 | 2.4      | Bottom  | 3          | 2         | 19.26           | 8.24 | 28.84         | 92.1  | 7.16     | 6.2            | 5.4      |
| HKLR    | HY/2011/03 | 2015-12-30        | Mid-Ebb   | Cloudy            | IS7     | 15:01:20 | 1.0      | Surface | 1          | 1         | 19.27           | 8.22 | 28.86         | 89.7  | 6.98     | 6.2            | 5.4      |
| HKLR    | HY/2011/03 | 2015-12-30        | Mid-Ebb   | Cloudy            | IS7     | 15:01:41 | 1.0      | Surface | 1          | 2         | 19.28           | 8.22 | 28.85         | 89.8  | 6.98     | 6.4            | 5.9      |
| HKLR    | HY/2011/03 | 2015-12-30        | Mid-Ebb   | Cloudy            | IS7     | 15:01:12 | 2.3      | Bottom  | 3          | 1         | 19.27           | 8.22 | 28.87         | 89.1  | 6.93     | 6.4            | 6.6      |
| HKLR    | HY/2011/03 | 2015-12-30        | Mid-Ebb   | Cloudy            | IS7     | 15:01:30 | 2.3      | Bottom  | 3          | 2         | 19.26           | 8.22 | 28.86         | 89.7  | 6.98     | 7.1            | 6.4      |
| HKLR    | HY/2011/03 | 2015-12-30        | Mid-Ebb   | Cloudy            | IS8     | 15:34:48 | 1.0      | Surface | 1          | 1         | 19.44           | 8.21 | 28.61         | 91.8  | 7.12     | 5.4            | 4.9      |
| HKLR    | HY/2011/03 | 2015-12-30        | Mid-Ebb   | Cloudy            | IS8     | 15:34:34 | 1.0      | Surface | 1          | 2         | 19.44           | 8.21 | 28.62         | 91    | 7.06     | 5.8            | 6.3      |

Water Quality Monitoring Data

| Project | Works      | Date (yyyy-mm-dd) | Tide      | Weather Condition | Station | Time     | Depth, m | Level   | Level_Code | Replicate | Temperature, °C | pH   | Salinity, ppt | DO, % | DO, mg/L | Turbidity, NTU | SS, mg/L |
|---------|------------|-------------------|-----------|-------------------|---------|----------|----------|---------|------------|-----------|-----------------|------|---------------|-------|----------|----------------|----------|
| HKLR    | HY/2011/03 | 2015-12-30        | Mid-Ebb   | Cloudy            | IS8     | 15:34:40 | 2.7      | Bottom  | 3          | 1         | 19.44           | 8.2  | 28.73         | 91.6  | 7.1      | 5.7            | 5.8      |
| HKLR    | HY/2011/03 | 2015-12-30        | Mid-Ebb   | Cloudy            | IS8     | 15:34:24 | 2.7      | Bottom  | 3          | 2         | 19.55           | 8.2  | 28.8          | 91.3  | 7.06     | 6.1            | 5        |
| HKLR    | HY/2011/03 | 2015-12-30        | Mid-Ebb   | Cloudy            | IS(Mf)9 | 15:11:06 | 1.0      | Surface | 1          | 1         | 19.67           | 8.21 | 28.75         | 93.9  | 7.25     | 4.1            | 5.5      |
| HKLR    | HY/2011/03 | 2015-12-30        | Mid-Ebb   | Cloudy            | IS(Mf)9 | 15:10:35 | 1.0      | Surface | 1          | 2         | 19.68           | 8.21 | 28.74         | 92.1  | 7.12     | 4.3            | 5.8      |
| HKLR    | HY/2011/03 | 2015-12-30        | Mid-Ebb   | Cloudy            | IS(Mf)9 | 15:10:57 | 2.5      | Bottom  | 3          | 1         | 19.67           | 8.21 | 28.74         | 94.8  | 7.32     | 4.6            | 5.5      |
| HKLR    | HY/2011/03 | 2015-12-30        | Mid-Ebb   | Cloudy            | IS(Mf)9 | 15:10:21 | 2.5      | Bottom  | 3          | 2         | 19.68           | 8.21 | 28.73         | 91.9  | 7.09     | 4.4            | 6.6      |
| HKLR    | HY/2011/03 | 2015-12-30        | Mid-Ebb   | Cloudy            | IS10    | 16:09:06 | 1.0      | Surface | 1          | 1         | 16.04           | 8.2  | 25.7          | 94.6  | 7.98     | 4.7            | 3.1      |
| HKLR    | HY/2011/03 | 2015-12-30        | Mid-Ebb   | Cloudy            | IS10    | 16:08:28 | 1.0      | Surface | 1          | 2         | 16.05           | 8.19 | 25.79         | 93.9  | 7.92     | 4.7            | 3.8      |
| HKLR    | HY/2011/03 | 2015-12-30        | Mid-Ebb   | Cloudy            | IS10    | 16:08:18 | 5.2      | Middle  | 2          | 1         | 16.04           | 8.18 | 27.16         | 94.4  | 7.89     | 5.3            | 3.6      |
| HKLR    | HY/2011/03 | 2015-12-30        | Mid-Ebb   | Cloudy            | IS10    | 16:08:57 | 5.2      | Middle  | 2          | 2         | 16.04           | 8.19 | 27.19         | 94.3  | 7.88     | 5.1            | 5.1      |
| HKLR    | HY/2011/03 | 2015-12-30        | Mid-Ebb   | Cloudy            | IS10    | 16:08:46 | 9.4      | Bottom  | 3          | 1         | 16.05           | 8.19 | 27.11         | 94.7  | 7.92     | 5.2            | 4.5      |
| HKLR    | HY/2011/03 | 2015-12-30        | Mid-Ebb   | Cloudy            | IS10    | 16:08:08 | 9.4      | Bottom  | 3          | 2         | 16.05           | 8.18 | 27.16         | 94.6  | 7.91     | 5.3            | 6        |
| HKLR    | HY/2011/03 | 2015-12-30        | Mid-Ebb   | Cloudy            | SR3     | 14:31:04 | 0.8      | Middle  | 2          | 1         | 19.28           | 8.22 | 28.71         | 92    | 7.16     | 10.4           | 10.4     |
| HKLR    | HY/2011/03 | 2015-12-30        | Mid-Ebb   | Cloudy            | SR3     | 14:31:15 | 0.8      | Middle  | 2          | 2         | 19.28           | 8.22 | 28.75         | 91    | 7.08     | 9.7            | 10.5     |
| HKLR    | HY/2011/03 | 2015-12-30        | Mid-Ebb   | Cloudy            | SR4     | 15:22:26 | 1.0      | Surface | 1          | 1         | 19.43           | 8.21 | 28.63         | 91.4  | 7.09     | 5.8            | 6.6      |
| HKLR    | HY/2011/03 | 2015-12-30        | Mid-Ebb   | Cloudy            | SR4     | 15:22:40 | 1.0      | Surface | 1          | 2         | 19.43           | 8.21 | 28.63         | 93.8  | 7.28     | 5.4            | 6.8      |
| HKLR    | HY/2011/03 | 2015-12-30        | Mid-Ebb   | Cloudy            | SR4     | 15:22:14 | 2.7      | Bottom  | 3          | 1         | 19.53           | 8.2  | 28.79         | 90.9  | 7.03     | 5.9            | 7        |
| HKLR    | HY/2011/03 | 2015-12-30        | Mid-Ebb   | Cloudy            | SR4     | 15:22:31 | 2.7      | Bottom  | 3          | 2         | 19.44           | 8.2  | 28.73         | 91.5  | 7.1      | 5.6            | 7.4      |
| HKLR    | HY/2011/03 | 2015-12-30        | Mid-Ebb   | Cloudy            | SR5     | 15:57:40 | 1.0      | Surface | 1          | 1         | 16.04           | 8.18 | 26.19         | 96.5  | 8.12     | 4.1            | 4.8      |
| HKLR    | HY/2011/03 | 2015-12-30        | Mid-Ebb   | Cloudy            | SR5     | 15:58:09 | 1.0      | Surface | 1          | 2         | 16.04           | 8.18 | 25.77         | 96.2  | 8.11     | 4.2            | 4.8      |
| HKLR    | HY/2011/03 | 2015-12-30        | Mid-Ebb   | Cloudy            | SR5     | 15:58:00 | 4.1      | Bottom  | 3          | 1         | 16.05           | 8.16 | 27.08         | 96.2  | 8.05     | 4.1            | 5.4      |
| HKLR    | HY/2011/03 | 2015-12-30        | Mid-Ebb   | Cloudy            | SR5     | 15:57:34 | 4.1      | Bottom  | 3          | 2         | 16.04           | 8.17 | 27.51         | 96.7  | 8.07     | 4.1            | 4.1      |
| HKLR    | HY/2011/03 | 2015-12-30        | Mid-Ebb   | Cloudy            | SR10A   | 16:53:16 | 1.0      | Surface | 1          | 1         | 19.67           | 8.19 | 29.05         | 88.4  | 6.82     | 3.2            | 5        |
| HKLR    | HY/2011/03 | 2015-12-30        | Mid-Ebb   | Cloudy            | SR10A   | 16:52:17 | 1.0      | Surface | 1          | 2         | 19.67           | 8.19 | 29.12         | 91.1  | 7.02     | 3.4            | 3.2      |
| HKLR    | HY/2011/03 | 2015-12-30        | Mid-Ebb   | Cloudy            | SR10A   | 16:53:01 | 3.3      | Middle  | 2          | 1         | 19.65           | 8.19 | 29.26         | 90.2  | 6.95     | 3.9            | 4.6      |
| HKLR    | HY/2011/03 | 2015-12-30        | Mid-Ebb   | Cloudy            | SR10A   | 16:52:10 | 3.3      | Middle  | 2          | 2         | 19.67           | 8.19 | 29.36         | 90.5  | 6.97     | 3.7            | 5        |
| HKLR    | HY/2011/03 | 2015-12-30        | Mid-Ebb   | Cloudy            | SR10A   | 16:52:53 | 5.5      | Bottom  | 3          | 1         | 19.65           | 8.19 | 29.33         | 87.7  | 6.75     | 4              | 5        |
| HKLR    | HY/2011/03 | 2015-12-30        | Mid-Ebb   | Cloudy            | SR10A   | 16:52:03 | 5.5      | Bottom  | 3          | 2         | 19.66           | 8.19 | 29.42         | 87.3  | 6.71     | 3.7            | 5.8      |
| HKLR    | HY/2011/03 | 2015-12-30        | Mid-Ebb   | Cloudy            | SR10B   | 17:03:42 | 1.0      | Surface | 1          | 1         | 19.65           | 8.19 | 29.07         | 90.6  | 6.99     | 3.4            | 4.3      |
| HKLR    | HY/2011/03 | 2015-12-30        | Mid-Ebb   | Cloudy            | SR10B   | 17:03:55 | 1.0      | Surface | 1          | 2         | 19.65           | 8.19 | 29.08         | 91.5  | 7.05     | 3.7            | 5.1      |
| HKLR    | HY/2011/03 | 2015-12-30        | Mid-Ebb   | Cloudy            | SR10B   | 17:03:33 | 3.8      | Bottom  | 3          | 1         | 19.65           | 8.19 | 29.12         | 89.3  | 6.89     | 3.7            | 2.9      |
| HKLR    | HY/2011/03 | 2015-12-30        | Mid-Ebb   | Cloudy            | SR10B   | 17:03:49 | 3.8      | Bottom  | 3          | 2         | 19.64           | 8.19 | 29.16         | 89.3  | 6.88     | 4              | 2.9      |
| HKLR    | HY/2011/03 | 2015-12-30        | Mid-Ebb   | Cloudy            | CS2     | 14:42:09 | 1.0      | Surface | 1          | 1         | 16.04           | 8.23 | 31.98         | 94.6  | 7.68     | 4.3            | 4.2      |
| HKLR    | HY/2011/03 | 2015-12-30        | Mid-Ebb   | Cloudy            | CS2     | 14:41:41 | 1.0      | Surface | 1          | 2         | 16.03           | 8.26 | 32.19         | 95.1  | 7.72     | 4.5            | 4.6      |
| HKLR    | HY/2011/03 | 2015-12-30        | Mid-Ebb   | Cloudy            | CS2     | 14:42:00 | 4.0      | Middle  | 2          | 1         | 16.01           | 8.23 | 32.75         | 95    | 7.68     | 4.6            | 4.2      |
| HKLR    | HY/2011/03 | 2015-12-30        | Mid-Ebb   | Cloudy            | CS2     | 14:41:32 | 4.0      | Middle  | 2          | 2         | 16.04           | 8.27 | 32.99         | 95.5  | 7.71     | 4.5            | 3.6      |
| HKLR    | HY/2011/03 | 2015-12-30        | Mid-Ebb   | Cloudy            | CS2     | 14:41:20 | 7.0      | Bottom  | 3          | 1         | 16.04           | 8.29 | 33.17         | 97.4  | 7.85     | 4.6            | 4.2      |
| HKLR    | HY/2011/03 | 2015-12-30        | Mid-Ebb   | Cloudy            | CS2     | 14:41:52 | 7.0      | Bottom  | 3          | 2         | 16.04           | 8.24 | 32.86         | 97.2  | 7.85     | 4.4            | 5.4      |
| HKLR    | HY/2011/03 | 2015-12-30        | Mid-Ebb   | Cloudy            | CS(Mf)5 | 16:20:06 | 1.0      | Surface | 1          | 1         | 19.67           | 8.2  | 29.11         | 89.1  | 6.87     | 3.6            | 3.9      |
| HKLR    | HY/2011/03 | 2015-12-30        | Mid-Ebb   | Cloudy            | CS(Mf)5 | 16:19:12 | 1.0      | Surface | 1          | 2         | 19.67           | 8.2  | 29.08         | 88.4  | 6.81     | 3.3            | 4.4      |
| HKLR    | HY/2011/03 | 2015-12-30        | Mid-Ebb   | Cloudy            | CS(Mf)5 | 16:19:50 | 6.7      | Middle  | 2          | 1         | 19.66           | 8.19 | 29.65         | 89.6  | 6.89     | 4.3            | 4.7      |
| HKLR    | HY/2011/03 | 2015-12-30        | Mid-Ebb   | Cloudy            | CS(Mf)5 | 16:18:52 | 6.7      | Middle  | 2          | 2         | 19.65           | 8.19 | 29.7          | 89.2  | 6.85     | 4.1            | 4.9      |
| HKLR    | HY/2011/03 | 2015-12-30        | Mid-Ebb   | Cloudy            | CS(Mf)5 | 16:18:44 | 12.4     | Bottom  | 3          | 1         | 19.65           | 8.19 | 29.71         | 88    | 6.76     | 4              | 4.2      |
| HKLR    | HY/2011/03 | 2015-12-30        | Mid-Ebb   | Cloudy            | CS(Mf)5 | 16:19:41 | 12.4     | Bottom  | 3          | 2         | 19.65           | 8.19 | 29.68         | 87.7  | 6.74     | 4              | 3.7      |
| HKLR    | HY/2011/03 | 2015-12-30        | Mid-Flood | Cloudy            | ISS     | 12:03:59 | 1.0      | Surface | 1          | 1         | 19.2            | 8.15 | 28.23         | 89.3  | 6.98     | 6.8            | 5.3      |
| HKLR    | HY/2011/03 | 2015-12-30        | Mid-Flood | Cloudy            | ISS     | 12:04:43 | 1.0      | Surface | 1          | 2         | 19.21           | 8.15 | 28.23         | 89    | 6.96     | 7              | 5.3      |
| HKLR    | HY/2011/03 | 2015-12-30        | Mid-Flood | Cloudy            | ISS     | 12:03:45 | 4.4      | Middle  | 2          | 1         | 19.19           | 8.15 | 28.27         | 89    | 6.96     | 6.9            | 5.6      |
| HKLR    | HY/2011/03 | 2015-12-30        | Mid-Flood | Cloudy            | ISS     | 12:04:25 | 4.4      | Middle  | 2          | 2         | 19.19           | 8.15 | 28.26         | 88.3  | 6.9      | 6.8            | 6.3      |
| HKLR    | HY/2011/03 | 2015-12-30        | Mid-Flood | Cloudy            | ISS     | 12:03:31 | 7.7      | Bottom  | 3          | 1         | 19.19           | 8.15 | 28.27         | 89    | 6.95     | 7              | 8.1      |
| HKLR    | HY/2011/03 | 2015-12-30        | Mid-Flood | Cloudy            | ISS     | 12:04:16 | 7.7      | Bottom  | 3          | 2         | 19.2            | 8.15 | 28.26         | 89.1  | 6.96     | 6.9            | 7.9      |
| HKLR    | HY/2011/03 | 2015-12-30        | Mid-Flood | Cloudy            | IS(Mf)6 | 11:51:39 | 1.0      | Surface | 1          | 1         | 19.22           | 8.15 | 28.17         | 91    | 7.11     | 8.5            | 7.9      |
| HKLR    | HY/2011/03 | 2015-12-30        | Mid-Flood | Cloudy            | IS(Mf)6 | 11:51:58 | 1.0      | Surface | 1          | 2         | 19.22           | 8.15 | 28.17         | 90.4  | 7.06     | 8.3            | 7.8      |

## Water Quality Monitoring Data

| Project | Works      | Date (yyyy-mm-dd) | Tide      | Weather Condition | Station | Time     | Depth, m | Level   | Level_Code | Replicate | Temperature, °C | pH   | Salinity, ppt | DO, % | DO, mg/L | Turbidity, NTU | SS, mg/L |
|---------|------------|-------------------|-----------|-------------------|---------|----------|----------|---------|------------|-----------|-----------------|------|---------------|-------|----------|----------------|----------|
| HKLR    | HY/2011/03 | 2015-12-30        | Mid-Flood | Cloudy            | IS(Mf)6 | 11:51:33 | 2.2      | Bottom  | 3          | 1         | 19.21           | 8.15 | 28.18         | 90.5  | 7.08     | 8.4            | 8        |
| HKLR    | HY/2011/03 | 2015-12-30        | Mid-Flood | Cloudy            | IS(Mf)6 | 11:51:49 | 2.2      | Bottom  | 3          | 2         | 19.23           | 8.15 | 28.17         | 90.9  | 7.1      | 8.3            | 9        |
| HKLR    | HY/2011/03 | 2015-12-30        | Mid-Flood | Cloudy            | IS7     | 11:42:34 | 1.0      | Surface | 1          | 1         | 19.3            | 8.15 | 28.25         | 88.4  | 6.9      | 5              | 5.6      |
| HKLR    | HY/2011/03 | 2015-12-30        | Mid-Flood | Cloudy            | IS7     | 11:41:57 | 1.0      | Surface | 1          | 2         | 19.29           | 8.15 | 28.25         | 89.2  | 6.96     | 5              | 5.9      |
| HKLR    | HY/2011/03 | 2015-12-30        | Mid-Flood | Cloudy            | IS7     | 11:41:37 | 2.3      | Bottom  | 3          | 1         | 19.29           | 8.15 | 28.26         | 89.2  | 6.96     | 5.1            | 5.2      |
| HKLR    | HY/2011/03 | 2015-12-30        | Mid-Flood | Cloudy            | IS7     | 11:42:22 | 2.3      | Bottom  | 3          | 2         | 19.29           | 8.15 | 28.27         | 88    | 6.87     | 5.5            | 6.1      |
| HKLR    | HY/2011/03 | 2015-12-30        | Mid-Flood | Cloudy            | IS8     | 11:12:51 | 1.0      | Surface | 1          | 1         | 19.4            | 8.15 | 28.46         | 88.6  | 6.89     | 16.3           | 15       |
| HKLR    | HY/2011/03 | 2015-12-30        | Mid-Flood | Cloudy            | IS8     | 11:13:08 | 1.0      | Surface | 1          | 2         | 19.39           | 8.15 | 28.44         | 87.8  | 6.82     | 15.5           | 14.3     |
| HKLR    | HY/2011/03 | 2015-12-30        | Mid-Flood | Cloudy            | IS8     | 11:13:00 | 2.6      | Bottom  | 3          | 1         | 19.4            | 8.15 | 28.48         | 87.7  | 6.82     | 16.8           | 15.9     |
| HKLR    | HY/2011/03 | 2015-12-30        | Mid-Flood | Cloudy            | IS8     | 11:12:43 | 2.6      | Bottom  | 3          | 2         | 19.4            | 8.15 | 28.47         | 88.1  | 6.85     | 15.7           | 14       |
| HKLR    | HY/2011/03 | 2015-12-30        | Mid-Flood | Cloudy            | IS(Mf)9 | 11:34:00 | 1.0      | Surface | 1          | 1         | 19.29           | 8.15 | 28.24         | 88.8  | 6.93     | 5.5            | 5.2      |
| HKLR    | HY/2011/03 | 2015-12-30        | Mid-Flood | Cloudy            | IS(Mf)9 | 11:34:26 | 1.0      | Surface | 1          | 2         | 19.29           | 8.15 | 28.26         | 88.5  | 6.9      | 5.3            | 4.9      |
| HKLR    | HY/2011/03 | 2015-12-30        | Mid-Flood | Cloudy            | IS(Mf)9 | 11:33:50 | 2.6      | Bottom  | 3          | 1         | 19.29           | 8.15 | 28.25         | 89.7  | 7        | 4.9            | 5.8      |
| HKLR    | HY/2011/03 | 2015-12-30        | Mid-Flood | Cloudy            | IS(Mf)9 | 11:34:12 | 2.6      | Bottom  | 3          | 2         | 19.29           | 8.15 | 28.26         | 88.3  | 6.89     | 5.4            | 6.2      |
| HKLR    | HY/2011/03 | 2015-12-30        | Mid-Flood | Cloudy            | IS10    | 10:59:02 | 1.0      | Surface | 1          | 1         | 15.95           | 8.09 | 29.73         | 93.3  | 7.69     | 8.7            | 8.1      |
| HKLR    | HY/2011/03 | 2015-12-30        | Mid-Flood | Cloudy            | IS10    | 10:59:35 | 1.0      | Surface | 1          | 2         | 15.96           | 8.09 | 29.34         | 92.7  | 7.66     | 8.6            | 8.8      |
| HKLR    | HY/2011/03 | 2015-12-30        | Mid-Flood | Cloudy            | IS10    | 10:59:26 | 5.4      | Middle  | 2          | 1         | 15.98           | 8.09 | 29.65         | 93.2  | 7.69     | 8.8            | 8.8      |
| HKLR    | HY/2011/03 | 2015-12-30        | Mid-Flood | Cloudy            | IS10    | 10:58:53 | 5.4      | Middle  | 2          | 2         | 15.97           | 8.09 | 30.04         | 94.8  | 7.8      | 9.2            | 8.5      |
| HKLR    | HY/2011/03 | 2015-12-30        | Mid-Flood | Cloudy            | IS10    | 10:59:16 | 9.7      | Bottom  | 3          | 1         | 15.98           | 8.09 | 29.81         | 94.9  | 7.82     | 9.3            | 8.5      |
| HKLR    | HY/2011/03 | 2015-12-30        | Mid-Flood | Cloudy            | IS10    | 10:58:45 | 9.7      | Bottom  | 3          | 2         | 15.97           | 8.09 | 30.23         | 95    | 7.81     | 9              | 7.5      |
| HKLR    | HY/2011/03 | 2015-12-30        | Mid-Flood | Cloudy            | SR3     | 12:13:17 | 0.9      | Middle  | 2          | 1         | 19.21           | 8.15 | 28.24         | 88.5  | 6.92     | 6.8            | 7.8      |
| HKLR    | HY/2011/03 | 2015-12-30        | Mid-Flood | Cloudy            | SR3     | 12:13:23 | 0.9      | Middle  | 2          | 2         | 19.21           | 8.15 | 28.24         | 88.9  | 6.95     | 6.8            | 7.9      |
| HKLR    | HY/2011/03 | 2015-12-30        | Mid-Flood | Cloudy            | SR4     | 11:24:06 | 1.0      | Surface | 1          | 1         | 19.39           | 8.15 | 28.46         | 86.5  | 6.73     | 13.3           | 12.3     |
| HKLR    | HY/2011/03 | 2015-12-30        | Mid-Flood | Cloudy            | SR4     | 11:23:33 | 1.0      | Surface | 1          | 2         | 19.38           | 8.15 | 28.43         | 88.8  | 6.9      | 14.2           | 12       |
| HKLR    | HY/2011/03 | 2015-12-30        | Mid-Flood | Cloudy            | SR4     | 11:23:58 | 2.8      | Bottom  | 3          | 1         | 19.41           | 8.15 | 28.54         | 87    | 6.76     | 13.6           | 13.7     |
| HKLR    | HY/2011/03 | 2015-12-30        | Mid-Flood | Cloudy            | SR4     | 11:23:21 | 2.8      | Bottom  | 3          | 2         | 19.4            | 8.15 | 28.53         | 88.5  | 6.87     | 14.2           | 12.3     |
| HKLR    | HY/2011/03 | 2015-12-30        | Mid-Flood | Cloudy            | SR5     | 11:11:41 | 1.0      | Surface | 1          | 1         | 15.95           | 8.1  | 28.64         | 94.9  | 7.88     | 8.6            | 8.7      |
| HKLR    | HY/2011/03 | 2015-12-30        | Mid-Flood | Cloudy            | SR5     | 11:11:58 | 1.0      | Surface | 1          | 2         | 15.96           | 8.1  | 28.54         | 94.9  | 7.88     | 8.5            | 9.2      |
| HKLR    | HY/2011/03 | 2015-12-30        | Mid-Flood | Cloudy            | SR5     | 11:11:48 | 4.3      | Bottom  | 3          | 1         | 15.95           | 8.1  | 28.63         | 94.8  | 7.87     | 8.4            | 9.1      |
| HKLR    | HY/2011/03 | 2015-12-30        | Mid-Flood | Cloudy            | SR5     | 11:11:34 | 4.3      | Bottom  | 3          | 2         | 15.95           | 8.1  | 28.65         | 94.8  | 7.87     | 8.8            | 8.2      |
| HKLR    | HY/2011/03 | 2015-12-30        | Mid-Flood | Cloudy            | SR10A   | 09:56:02 | 1.0      | Surface | 1          | 1         | 19.54           | 8.11 | 28.33         | 88.6  | 6.87     | 3.3            | 6.2      |
| HKLR    | HY/2011/03 | 2015-12-30        | Mid-Flood | Cloudy            | SR10A   | 09:55:25 | 1.0      | Surface | 1          | 2         | 19.54           | 8.1  | 28.29         | 87.5  | 6.79     | 3.3            | 4.8      |
| HKLR    | HY/2011/03 | 2015-12-30        | Mid-Flood | Cloudy            | SR10A   | 09:55:51 | 3.3      | Middle  | 2          | 1         | 19.55           | 8.11 | 28.41         | 89.5  | 6.94     | 3.4            | 4.3      |
| HKLR    | HY/2011/03 | 2015-12-30        | Mid-Flood | Cloudy            | SR10A   | 09:55:07 | 3.3      | Middle  | 2          | 2         | 19.56           | 8.1  | 28.35         | 87.5  | 6.79     | 3.4            | 5        |
| HKLR    | HY/2011/03 | 2015-12-30        | Mid-Flood | Cloudy            | SR10A   | 09:55:01 | 5.6      | Bottom  | 3          | 1         | 19.56           | 8.1  | 28.34         | 86.7  | 6.73     | 3.6            | 6.5      |
| HKLR    | HY/2011/03 | 2015-12-30        | Mid-Flood | Cloudy            | SR10A   | 09:55:36 | 5.6      | Bottom  | 3          | 2         | 19.55           | 8.1  | 28.42         | 85.6  | 6.64     | 3.4            | 5.9      |
| HKLR    | HY/2011/03 | 2015-12-30        | Mid-Flood | Cloudy            | SR10B   | 09:42:26 | 1.0      | Surface | 1          | 1         | 19.55           | 8.08 | 28            | 87.5  | 6.8      | 3.5            | 4.6      |
| HKLR    | HY/2011/03 | 2015-12-30        | Mid-Flood | Cloudy            | SR10B   | 09:42:07 | 1.0      | Surface | 1          | 2         | 19.55           | 8.08 | 27.9          | 87.9  | 6.84     | 3.4            | 4        |
| HKLR    | HY/2011/03 | 2015-12-30        | Mid-Flood | Cloudy            | SR10B   | 09:42:16 | 4.0      | Bottom  | 3          | 1         | 19.55           | 8.08 | 27.98         | 86.7  | 6.74     | 3.5            | 4.1      |
| HKLR    | HY/2011/03 | 2015-12-30        | Mid-Flood | Cloudy            | SR10B   | 09:41:58 | 4.0      | Bottom  | 3          | 2         | 19.55           | 8.07 | 27.86         | 87.5  | 6.81     | 3.4            | 3.6      |
| HKLR    | HY/2011/03 | 2015-12-30        | Mid-Flood | Cloudy            | CS2     | 12:26:56 | 1.0      | Surface | 1          | 1         | 15.96           | 8.12 | 27.23         | 94.6  | 7.92     | 8.7            | 8.4      |
| HKLR    | HY/2011/03 | 2015-12-30        | Mid-Flood | Cloudy            | CS2     | 12:26:24 | 1.0      | Surface | 1          | 2         | 15.96           | 8.11 | 27.71         | 93.7  | 7.82     | 8.6            | 8.9      |
| HKLR    | HY/2011/03 | 2015-12-30        | Mid-Flood | Cloudy            | CS2     | 12:26:45 | 4.0      | Middle  | 2          | 1         | 15.96           | 8.12 | 27.43         | 94.1  | 7.86     | 9.4            | 8.8      |
| HKLR    | HY/2011/03 | 2015-12-30        | Mid-Flood | Cloudy            | CS2     | 12:26:16 | 4.0      | Middle  | 2          | 2         | 15.96           | 8.11 | 27.43         | 95    | 7.94     | 9.6            | 8.3      |
| HKLR    | HY/2011/03 | 2015-12-30        | Mid-Flood | Cloudy            | CS2     | 12:26:08 | 7.0      | Bottom  | 3          | 1         | 15.96           | 8.1  | 27.15         | 95.4  | 7.99     | 9.8            | 8.3      |
| HKLR    | HY/2011/03 | 2015-12-30        | Mid-Flood | Cloudy            | CS2     | 12:26:38 | 7.0      | Bottom  | 3          | 2         | 15.96           | 8.12 | 27.74         | 95.1  | 7.93     | 9.7            | 9.1      |
| HKLR    | HY/2011/03 | 2015-12-30        | Mid-Flood | Cloudy            | CS(Mf)5 | 10:28:17 | 1.0      | Surface | 1          | 1         | 19.53           | 8.15 | 28.59         | 87.1  | 6.75     | 5.7            | 4.1      |
| HKLR    | HY/2011/03 | 2015-12-30        | Mid-Flood | Cloudy            | CS(Mf)5 | 10:27:39 | 1.0      | Surface | 1          | 2         | 19.54           | 8.15 | 28.58         | 87    | 6.74     | 5.6            | 4.8      |
| HKLR    | HY/2011/03 | 2015-12-30        | Mid-Flood | Cloudy            | CS(Mf)5 | 10:27:25 | 6.7      | Middle  | 2          | 1         | 19.69           | 8.14 | 29.25         | 85.3  | 6.57     | 8.1            | 3.5      |
| HKLR    | HY/2011/03 | 2015-12-30        | Mid-Flood | Cloudy            | CS(Mf)5 | 10:28:04 | 6.7      | Middle  | 2          | 2         | 19.69           | 8.14 | 29.27         | 86.2  | 6.64     | 8.3            | 5.1      |
| HKLR    | HY/2011/03 | 2015-12-30        | Mid-Flood | Cloudy            | CS(Mf)5 | 10:27:53 | 12.4     | Bottom  | 3          | 1         | 19.66           | 8.14 | 29.21         | 86.7  | 6.68     | 7              | 4.8      |
| HKLR    | HY/2011/03 | 2015-12-30        | Mid-Flood | Cloudy            | CS(Mf)5 | 10:27:18 | 12.4     | Bottom  | 3          | 2         | 19.64           | 8.14 | 29.16         | 86.7  | 6.68     | 6.3            | 4.9      |

## Water Quality Monitoring Data

| Project | Works      | Date (yyyy-mm-dd) | Tide    | Weather Condition | Station | Time     | Depth, m | Level   | Level_Code | Replicate | Temperature, °C | pH   | Salinity, ppt | DO, % | DO, mg/L | Turbidity, NTU | SS, mg/L |
|---------|------------|-------------------|---------|-------------------|---------|----------|----------|---------|------------|-----------|-----------------|------|---------------|-------|----------|----------------|----------|
| HKLR    | HY/2011/03 | 2016-01-01        | Mid-Ebb | Sunny             | IS5     | 17:19:38 | 1.0      | Surface | 1          | 1         | 16.2            | 8.22 | 25.64         | 100.1 | 8.44     | 4.7            | 3.1      |
| HKLR    | HY/2011/03 | 2016-01-01        | Mid-Ebb | Sunny             | IS5     | 17:20:42 | 1.0      | Surface | 1          | 2         | 16.21           | 8.23 | 25.64         | 100.4 | 8.45     | 5              | 3.9      |
| HKLR    | HY/2011/03 | 2016-01-01        | Mid-Ebb | Sunny             | IS5     | 17:20:20 | 4.1      | Middle  | 2          | 1         | 16.15           | 8.23 | 25.72         | 100.1 | 8.43     | 5.1            | 4.1      |
| HKLR    | HY/2011/03 | 2016-01-01        | Mid-Ebb | Sunny             | IS5     | 17:19:18 | 4.1      | Middle  | 2          | 2         | 16.17           | 8.22 | 25.69         | 99.6  | 8.4      | 4.9            | 4.1      |
| HKLR    | HY/2011/03 | 2016-01-01        | Mid-Ebb | Sunny             | IS5     | 17:18:55 | 7.2      | Bottom  | 3          | 1         | 16.03           | 8.21 | 25.74         | 99.4  | 8.41     | 5.4            | 4.2      |
| HKLR    | HY/2011/03 | 2016-01-01        | Mid-Ebb | Sunny             | IS5     | 17:19:55 | 7.2      | Bottom  | 3          | 2         | 16.01           | 8.22 | 25.75         | 100   | 8.45     | 5.3            | 4.7      |
| HKLR    | HY/2011/03 | 2016-01-01        | Mid-Ebb | Sunny             | IS(Mf)6 | 17:27:55 | 1.0      | Surface | 1          | 1         | 16.3            | 8.18 | 26.03         | 98.8  | 8.27     | 3.7            | 2.8      |
| HKLR    | HY/2011/03 | 2016-01-01        | Mid-Ebb | Sunny             | IS(Mf)6 | 17:28:35 | 1.0      | Surface | 1          | 2         | 16.33           | 8.2  | 26.01         | 98.5  | 8.24     | 3.8            | 3.3      |
| HKLR    | HY/2011/03 | 2016-01-01        | Mid-Ebb | Sunny             | IS(Mf)6 | 17:27:37 | 2.2      | Bottom  | 3          | 1         | 16.24           | 8.17 | 25.97         | 98.6  | 8.26     | 4.2            | 2.9      |
| HKLR    | HY/2011/03 | 2016-01-01        | Mid-Ebb | Sunny             | IS(Mf)6 | 17:28:13 | 2.2      | Bottom  | 3          | 2         | 16.21           | 8.19 | 25.99         | 98.3  | 8.25     | 4.5            | 3.1      |
| HKLR    | HY/2011/03 | 2016-01-01        | Mid-Ebb | Sunny             | IS7     | 17:35:49 | 1.0      | Surface | 1          | 1         | 16.45           | 8.22 | 26.51         | 98.6  | 8.21     | 4.5            | 5        |
| HKLR    | HY/2011/03 | 2016-01-01        | Mid-Ebb | Sunny             | IS7     | 17:35:10 | 1.0      | Surface | 1          | 2         | 16.47           | 8.21 | 26.57         | 98.9  | 8.23     | 4.6            | 3.2      |
| HKLR    | HY/2011/03 | 2016-01-01        | Mid-Ebb | Sunny             | IS7     | 17:34:49 | 2.3      | Bottom  | 3          | 1         | 16.23           | 8.2  | 26.44         | 98.5  | 8.24     | 4.9            | 3.7      |
| HKLR    | HY/2011/03 | 2016-01-01        | Mid-Ebb | Sunny             | IS7     | 17:35:31 | 2.3      | Bottom  | 3          | 2         | 16.23           | 8.22 | 26.45         | 98.3  | 8.22     | 4.7            | 3.8      |
| HKLR    | HY/2011/03 | 2016-01-01        | Mid-Ebb | Sunny             | IS8     | 18:05:10 | 1.0      | Surface | 1          | 1         | 16.23           | 8.25 | 26.22         | 97.5  | 8.17     | 2.8            | 2.6      |
| HKLR    | HY/2011/03 | 2016-01-01        | Mid-Ebb | Sunny             | IS8     | 18:05:46 | 1.0      | Surface | 1          | 2         | 16.23           | 8.25 | 26.24         | 97.8  | 8.19     | 2.7            | 2.6      |
| HKLR    | HY/2011/03 | 2016-01-01        | Mid-Ebb | Sunny             | IS8     | 18:05:28 | 2.7      | Bottom  | 3          | 1         | 16.17           | 8.25 | 26.33         | 97.2  | 8.14     | 2.9            | 2.4      |
| HKLR    | HY/2011/03 | 2016-01-01        | Mid-Ebb | Sunny             | IS8     | 18:04:52 | 2.7      | Bottom  | 3          | 2         | 16.12           | 8.24 | 26.36         | 97.1  | 8.15     | 2.8            | 2.5      |
| HKLR    | HY/2011/03 | 2016-01-01        | Mid-Ebb | Sunny             | IS(Mf)9 | 17:43:15 | 1.0      | Surface | 1          | 1         | 16.27           | 8.19 | 26.54         | 98.6  | 8.24     | 3              | 3.7      |
| HKLR    | HY/2011/03 | 2016-01-01        | Mid-Ebb | Sunny             | IS(Mf)9 | 17:43:50 | 1.0      | Surface | 1          | 2         | 16.27           | 8.22 | 26.51         | 98.4  | 8.24     | 2.9            | 2.7      |
| HKLR    | HY/2011/03 | 2016-01-01        | Mid-Ebb | Sunny             | IS(Mf)9 | 17:43:30 | 2.3      | Bottom  | 3          | 1         | 16.2            | 8.21 | 26.57         | 97.7  | 8.19     | 2.9            | 3.1      |
| HKLR    | HY/2011/03 | 2016-01-01        | Mid-Ebb | Sunny             | IS(Mf)9 | 17:42:56 | 2.3      | Bottom  | 3          | 2         | 16.19           | 8.18 | 26.58         | 98.1  | 8.2      | 3              | 3.3      |
| HKLR    | HY/2011/03 | 2016-01-01        | Mid-Ebb | Sunny             | IS10    | 17:52:24 | 1.0      | Surface | 1          | 1         | 19.51           | 8.17 | 28.67         | 91.6  | 7.1      | 3              | 2.3      |
| HKLR    | HY/2011/03 | 2016-01-01        | Mid-Ebb | Sunny             | IS10    | 17:51:56 | 1.0      | Surface | 1          | 2         | 19.52           | 8.17 | 28.65         | 89.9  | 6.97     | 2.8            | 3.5      |
| HKLR    | HY/2011/03 | 2016-01-01        | Mid-Ebb | Sunny             | IS10    | 17:52:16 | 5.3      | Middle  | 2          | 1         | 19.45           | 8.17 | 28.75         | 90.4  | 7.01     | 3.2            | 3.1      |
| HKLR    | HY/2011/03 | 2016-01-01        | Mid-Ebb | Sunny             | IS10    | 17:51:48 | 5.3      | Middle  | 2          | 2         | 19.45           | 8.17 | 28.75         | 88.5  | 6.86     | 3.4            | 2.4      |
| HKLR    | HY/2011/03 | 2016-01-01        | Mid-Ebb | Sunny             | IS10    | 17:52:07 | 9.6      | Bottom  | 3          | 1         | 19.47           | 8.17 | 28.73         | 89    | 6.9      | 3.2            | 3.1      |
| HKLR    | HY/2011/03 | 2016-01-01        | Mid-Ebb | Sunny             | IS10    | 17:51:41 | 9.6      | Bottom  | 3          | 2         | 19.45           | 8.17 | 28.76         | 88.4  | 6.85     | 3.4            | 2.8      |
| HKLR    | HY/2011/03 | 2016-01-01        | Mid-Ebb | Sunny             | SR3     | 17:03:14 | 0.6      | Middle  | 2          | 1         | 16.15           | 8.09 | 25.38         | 100.9 | 8.53     | 6.6            | 4.6      |
| HKLR    | HY/2011/03 | 2016-01-01        | Mid-Ebb | Sunny             | SR3     | 17:02:59 | 0.6      | Middle  | 2          | 2         | 16.15           | 8.07 | 25.39         | 101.1 | 8.55     | 6.3            | 4.4      |
| HKLR    | HY/2011/03 | 2016-01-01        | Mid-Ebb | Sunny             | SR4     | 17:51:14 | 1.0      | Surface | 1          | 1         | 16.15           | 8.18 | 26.3          | 96.5  | 8.1      | 2.7            | 2.7      |
| HKLR    | HY/2011/03 | 2016-01-01        | Mid-Ebb | Sunny             | SR4     | 17:51:54 | 1.0      | Surface | 1          | 2         | 16.17           | 8.21 | 26.28         | 96.2  | 8.07     | 2.8            | 2.5      |
| HKLR    | HY/2011/03 | 2016-01-01        | Mid-Ebb | Sunny             | SR4     | 17:50:58 | 2.6      | Bottom  | 3          | 1         | 16.11           | 8.18 | 26.39         | 96.8  | 8.12     | 2.8            | 2.1      |
| HKLR    | HY/2011/03 | 2016-01-01        | Mid-Ebb | Sunny             | SR4     | 17:51:36 | 2.6      | Bottom  | 3          | 2         | 16.12           | 8.2  | 26.4          | 96.3  | 8.08     | 2.9            | 2.1      |
| HKLR    | HY/2011/03 | 2016-01-01        | Mid-Ebb | Sunny             | SR5     | 17:45:08 | 1.0      | Surface | 1          | 1         | 19.52           | 8.17 | 28.64         | 93    | 7.2      | 2.6            | 2.4      |
| HKLR    | HY/2011/03 | 2016-01-01        | Mid-Ebb | Sunny             | SR5     | 17:44:51 | 1.0      | Surface | 1          | 2         | 19.58           | 8.17 | 28.6          | 93.8  | 7.26     | 2.4            | 2.7      |
| HKLR    | HY/2011/03 | 2016-01-01        | Mid-Ebb | Sunny             | SR5     | 17:44:58 | 3.9      | Bottom  | 3          | 1         | 19.53           | 8.17 | 28.67         | 90.9  | 7.04     | 2.6            | 3.4      |
| HKLR    | HY/2011/03 | 2016-01-01        | Mid-Ebb | Sunny             | SR5     | 17:44:38 | 3.9      | Bottom  | 3          | 2         | 19.48           | 8.17 | 28.69         | 91.1  | 7.07     | 2.8            | 2.5      |
| HKLR    | HY/2011/03 | 2016-01-01        | Mid-Ebb | Sunny             | SR10A   | 19:14:03 | 1.0      | Surface | 1          | 1         | 16.23           | 8.15 | 28.84         | 92.2  | 7.59     | 2.7            | 3.6      |
| HKLR    | HY/2011/03 | 2016-01-01        | Mid-Ebb | Sunny             | SR10A   | 19:15:06 | 1.0      | Surface | 1          | 2         | 16.22           | 8.17 | 28.85         | 92.5  | 7.62     | 2.8            | 3.5      |
| HKLR    | HY/2011/03 | 2016-01-01        | Mid-Ebb | Sunny             | SR10A   | 19:14:43 | 3.2      | Middle  | 2          | 1         | 16.22           | 8.16 | 28.74         | 91    | 7.5      | 2.9            | 3.9      |
| HKLR    | HY/2011/03 | 2016-01-01        | Mid-Ebb | Sunny             | SR10A   | 19:13:41 | 3.2      | Middle  | 2          | 2         | 16.23           | 8.15 | 28.75         | 91.3  | 7.52     | 2.9            | 2.5      |
| HKLR    | HY/2011/03 | 2016-01-01        | Mid-Ebb | Sunny             | SR10A   | 19:14:19 | 5.4      | Bottom  | 3          | 1         | 16.22           | 8.16 | 28.57         | 91.5  | 7.54     | 2.9            | 3.5      |
| HKLR    | HY/2011/03 | 2016-01-01        | Mid-Ebb | Sunny             | SR10A   | 19:13:25 | 5.4      | Bottom  | 3          | 2         | 16.23           | 8.15 | 28.58         | 91.4  | 7.54     | 2.9            | 3.1      |
| HKLR    | HY/2011/03 | 2016-01-01        | Mid-Ebb | Sunny             | SR10B   | 19:28:18 | 1.0      | Surface | 1          | 1         | 16.28           | 8.18 | 29.09         | 93.5  | 7.7      | 2.9            | 3        |
| HKLR    | HY/2011/03 | 2016-01-01        | Mid-Ebb | Sunny             | SR10B   | 19:28:54 | 1.0      | Surface | 1          | 2         | 16.28           | 8.19 | 29.08         | 93.4  | 7.69     | 2.8            | 2.8      |
| HKLR    | HY/2011/03 | 2016-01-01        | Mid-Ebb | Sunny             | SR10B   | 19:28:35 | 3.7      | Bottom  | 3          | 1         | 16.27           | 8.18 | 29.07         | 93.5  | 7.7      | 3.4            | 2.2      |
| HKLR    | HY/2011/03 | 2016-01-01        | Mid-Ebb | Sunny             | SR10B   | 19:27:59 | 3.7      | Bottom  | 3          | 2         | 16.28           | 8.18 | 29.05         | 93.8  | 7.72     | 3.5            | 2.2      |
| HKLR    | HY/2011/03 | 2016-01-01        | Mid-Ebb | Sunny             | CS2     | 16:29:22 | 1.0      | Surface | 1          | 1         | 19.58           | 8.19 | 28.5          | 91    | 7.05     | 4.7            | 4.5      |
| HKLR    | HY/2011/03 | 2016-01-01        | Mid-Ebb | Sunny             | CS2     | 16:29:54 | 1.0      | Surface | 1          | 2         | 19.59           | 8.19 | 28.48         | 90.8  | 7.04     | 4.5            | 4.7      |
| HKLR    | HY/2011/03 | 2016-01-01        | Mid-Ebb | Sunny             | CS2     | 16:29:11 | 3.8      | Middle  | 2          | 1         | 19.55           | 8.19 | 28.52         | 91.1  | 7.06     | 5.4            | 5.4      |
| HKLR    | HY/2011/03 | 2016-01-01        | Mid-Ebb | Sunny             | CS2     | 16:29:42 | 3.8      | Middle  | 2          | 2         | 19.54           | 8.19 | 28.58         | 90    | 6.97     | 5.1            | 3.9      |

## Water Quality Monitoring Data

| Project | Works      | Date (yyyy-mm-dd) | Tide      | Weather Condition | Station | Time     | Depth, m | Level   | Level_Code | Replicate | Temperature, °C | pH   | Salinity, ppt | DO, % | DO, mg/L | Turbidity, NTU | SS, mg/L |
|---------|------------|-------------------|-----------|-------------------|---------|----------|----------|---------|------------|-----------|-----------------|------|---------------|-------|----------|----------------|----------|
| HKLR    | HY/2011/03 | 2016-01-01        | Mid-Ebb   | Sunny             | CS2     | 16:29:36 | 6.6      | Bottom  | 3          | 1         | 19.54           | 8.19 | 28.57         | 89.9  | 6.96     | 5              | 5.2      |
| HKLR    | HY/2011/03 | 2016-01-01        | Mid-Ebb   | Sunny             | CS2     | 16:29:03 | 6.6      | Bottom  | 3          | 2         | 19.55           | 8.19 | 28.51         | 91.5  | 7.09     | 5.5            | 4.1      |
| HKLR    | HY/2011/03 | 2016-01-01        | Mid-Ebb   | Sunny             | CS(Mf)5 | 18:43:45 | 1.0      | Surface | 1          | 1         | 16.2            | 8.26 | 27.9          | 92.5  | 7.68     | 2.7            | 0.7      |
| HKLR    | HY/2011/03 | 2016-01-01        | Mid-Ebb   | Sunny             | CS(Mf)5 | 18:42:30 | 1.0      | Surface | 1          | 2         | 16.19           | 8.24 | 27.94         | 92.1  | 7.64     | 2.9            | 0.6      |
| HKLR    | HY/2011/03 | 2016-01-01        | Mid-Ebb   | Sunny             | CS(Mf)5 | 18:43:22 | 6.7      | Middle  | 2          | 1         | 16.1            | 8.24 | 28.67         | 91.3  | 7.55     | 4.3            | 0.9      |
| HKLR    | HY/2011/03 | 2016-01-01        | Mid-Ebb   | Sunny             | CS(Mf)5 | 18:42:08 | 6.7      | Middle  | 2          | 2         | 16.1            | 8.23 | 28.62         | 91.5  | 7.57     | 4.1            | 0.5      |
| HKLR    | HY/2011/03 | 2016-01-01        | Mid-Ebb   | Sunny             | CS(Mf)5 | 18:42:56 | 12.4     | Bottom  | 3          | 1         | 16.1            | 8.24 | 28.64         | 94.2  | 7.79     | 3.8            | 0.8      |
| HKLR    | HY/2011/03 | 2016-01-01        | Mid-Ebb   | Sunny             | CS(Mf)5 | 18:41:46 | 12.4     | Bottom  | 3          | 2         | 16.09           | 8.22 | 28.59         | 94.1  | 7.79     | 4.2            | 0.8      |
| HKLR    | HY/2011/03 | 2016-01-01        | Mid-Flood | Sunny             | IS5     | 13:11:17 | 1.0      | Surface | 1          | 1         | 16.01           | 8.22 | 25.72         | 99.8  | 8.43     | 4.8            | 3.4      |
| HKLR    | HY/2011/03 | 2016-01-01        | Mid-Flood | Sunny             | IS5     | 13:09:55 | 1.0      | Surface | 1          | 2         | 16              | 8.21 | 25.74         | 99.6  | 8.4      | 4.9            | 4        |
| HKLR    | HY/2011/03 | 2016-01-01        | Mid-Flood | Sunny             | IS5     | 13:09:34 | 4.2      | Middle  | 2          | 1         | 15.98           | 8.2  | 25.95         | 99.2  | 8.36     | 5              | 4.1      |
| HKLR    | HY/2011/03 | 2016-01-01        | Mid-Flood | Sunny             | IS5     | 13:10:50 | 4.2      | Middle  | 2          | 2         | 15.95           | 8.22 | 25.92         | 99.2  | 8.37     | 5              | 2.9      |
| HKLR    | HY/2011/03 | 2016-01-01        | Mid-Flood | Sunny             | IS5     | 13:09:10 | 7.4      | Bottom  | 3          | 1         | 15.87           | 8.2  | 26.06         | 98.6  | 8.32     | 5.3            | 4.4      |
| HKLR    | HY/2011/03 | 2016-01-01        | Mid-Flood | Sunny             | IS5     | 13:10:24 | 7.4      | Bottom  | 3          | 2         | 15.84           | 8.21 | 26.03         | 98.8  | 8.35     | 5.4            | 4.3      |
| HKLR    | HY/2011/03 | 2016-01-01        | Mid-Flood | Sunny             | IS(Mf)6 | 13:00:50 | 1.0      | Surface | 1          | 1         | 16.25           | 8.12 | 26.11         | 98.5  | 8.26     | 4.7            | 5.4      |
| HKLR    | HY/2011/03 | 2016-01-01        | Mid-Flood | Sunny             | IS(Mf)6 | 13:00:17 | 1.0      | Surface | 1          | 2         | 16.2            | 8.09 | 26.16         | 98.3  | 8.24     | 4.8            | 5.5      |
| HKLR    | HY/2011/03 | 2016-01-01        | Mid-Flood | Sunny             | IS(Mf)6 | 13:00:30 | 2.4      | Bottom  | 3          | 1         | 16.02           | 8.11 | 26.15         | 98.3  | 8.27     | 5              | 5        |
| HKLR    | HY/2011/03 | 2016-01-01        | Mid-Flood | Sunny             | IS(Mf)6 | 12:59:59 | 2.4      | Bottom  | 3          | 2         | 16.03           | 8.09 | 26.18         | 98.1  | 8.25     | 5              | 5.2      |
| HKLR    | HY/2011/03 | 2016-01-01        | Mid-Flood | Sunny             | IS7     | 12:52:03 | 1.0      | Surface | 1          | 1         | 16.33           | 8.14 | 26.93         | 98.7  | 8.22     | 5.2            | 2.8      |
| HKLR    | HY/2011/03 | 2016-01-01        | Mid-Flood | Sunny             | IS7     | 12:52:40 | 1.0      | Surface | 1          | 2         | 16.27           | 8.17 | 26.95         | 98.8  | 8.23     | 5.3            | 3.6      |
| HKLR    | HY/2011/03 | 2016-01-01        | Mid-Flood | Sunny             | IS7     | 12:52:20 | 2.5      | Bottom  | 3          | 1         | 15.94           | 8.16 | 26.79         | 97.4  | 8.18     | 5.9            | 4.3      |
| HKLR    | HY/2011/03 | 2016-01-01        | Mid-Flood | Sunny             | IS7     | 12:51:42 | 2.5      | Bottom  | 3          | 2         | 15.92           | 8.12 | 26.82         | 97.9  | 8.19     | 5.6            | 3.2      |
| HKLR    | HY/2011/03 | 2016-01-01        | Mid-Flood | Sunny             | IS8     | 12:24:34 | 1.0      | Surface | 1          | 1         | 16.11           | 8.1  | 25.53         | 95.7  | 8.09     | 3.1            | 2.1      |
| HKLR    | HY/2011/03 | 2016-01-01        | Mid-Flood | Sunny             | IS8     | 12:25:11 | 1.0      | Surface | 1          | 2         | 16.09           | 8.12 | 25.53         | 95.9  | 8.1      | 3.1            | 2.2      |
| HKLR    | HY/2011/03 | 2016-01-01        | Mid-Flood | Sunny             | IS8     | 12:24:54 | 2.9      | Bottom  | 3          | 1         | 16.06           | 8.11 | 25.78         | 96.1  | 8.1      | 3.3            | 2.4      |
| HKLR    | HY/2011/03 | 2016-01-01        | Mid-Flood | Sunny             | IS8     | 12:24:11 | 2.9      | Bottom  | 3          | 2         | 16.06           | 8.14 | 25.84         | 95.9  | 8.08     | 3.2            | 2.2      |
| HKLR    | HY/2011/03 | 2016-01-01        | Mid-Flood | Sunny             | IS(Mf)9 | 12:45:12 | 1.0      | Surface | 1          | 1         | 16.19           | 8.15 | 26.44         | 98    | 8.2      | 3.2            | 2.4      |
| HKLR    | HY/2011/03 | 2016-01-01        | Mid-Flood | Sunny             | IS(Mf)9 | 12:45:51 | 1.0      | Surface | 1          | 2         | 16.2            | 8.17 | 26.4          | 97.7  | 8.17     | 3.1            | 2.2      |
| HKLR    | HY/2011/03 | 2016-01-01        | Mid-Flood | Sunny             | IS(Mf)9 | 12:45:31 | 2.5      | Bottom  | 3          | 1         | 16.13           | 8.16 | 26.66         | 97.6  | 8.17     | 3.3            | 2.6      |
| HKLR    | HY/2011/03 | 2016-01-01        | Mid-Flood | Sunny             | IS(Mf)9 | 12:44:52 | 2.5      | Bottom  | 3          | 2         | 16.12           | 8.14 | 26.67         | 98    | 8.2      | 3.3            | 2.6      |
| HKLR    | HY/2011/03 | 2016-01-01        | Mid-Flood | Sunny             | IS10    | 12:03:17 | 1.0      | Surface | 1          | 1         | 19.48           | 8.16 | 28.24         | 90    | 7        | 3.9            | 1.7      |
| HKLR    | HY/2011/03 | 2016-01-01        | Mid-Flood | Sunny             | IS10    | 12:03:47 | 1.0      | Surface | 1          | 2         | 19.51           | 8.16 | 28.22         | 90.4  | 7.02     | 3.7            | 1.9      |
| HKLR    | HY/2011/03 | 2016-01-01        | Mid-Flood | Sunny             | IS10    | 12:03:09 | 5.3      | Middle  | 2          | 1         | 19.45           | 8.16 | 28.4          | 89.5  | 6.95     | 4.3            | 1.1      |
| HKLR    | HY/2011/03 | 2016-01-01        | Mid-Flood | Sunny             | IS10    | 12:03:34 | 5.3      | Middle  | 2          | 2         | 19.45           | 8.16 | 28.42         | 89.8  | 6.98     | 4.3            | 2        |
| HKLR    | HY/2011/03 | 2016-01-01        | Mid-Flood | Sunny             | IS10    | 12:03:27 | 9.6      | Bottom  | 3          | 1         | 19.47           | 8.16 | 28.39         | 89.8  | 6.97     | 4.2            | 1.5      |
| HKLR    | HY/2011/03 | 2016-01-01        | Mid-Flood | Sunny             | IS10    | 12:02:57 | 9.6      | Bottom  | 3          | 2         | 19.45           | 8.16 | 28.47         | 89.7  | 6.97     | 4.1            | 0.8      |
| HKLR    | HY/2011/03 | 2016-01-01        | Mid-Flood | Sunny             | SR3     | 13:19:57 | 0.7      | Middle  | 2          | 1         | 16.02           | 8.2  | 25.54         | 100.7 | 8.5      | 4.6            | 4.1      |
| HKLR    | HY/2011/03 | 2016-01-01        | Mid-Flood | Sunny             | SR3     | 13:20:12 | 0.7      | Middle  | 2          | 2         | 16.02           | 8.2  | 25.54         | 100.7 | 8.51     | 4.6            | 4.1      |
| HKLR    | HY/2011/03 | 2016-01-01        | Mid-Flood | Sunny             | SR4     | 12:39:11 | 1.0      | Surface | 1          | 1         | 16.11           | 8.19 | 25.34         | 98.6  | 8.32     | 2.8            | 2.1      |
| HKLR    | HY/2011/03 | 2016-01-01        | Mid-Flood | Sunny             | SR4     | 12:38:30 | 1.0      | Surface | 1          | 2         | 16.09           | 8.18 | 25.37         | 98.8  | 8.35     | 2.9            | 2.1      |
| HKLR    | HY/2011/03 | 2016-01-01        | Mid-Flood | Sunny             | SR4     | 12:38:04 | 2.8      | Bottom  | 3          | 1         | 16.08           | 8.17 | 25.56         | 98.5  | 8.31     | 3              | 4.5      |
| HKLR    | HY/2011/03 | 2016-01-01        | Mid-Flood | Sunny             | SR4     | 12:38:51 | 2.8      | Bottom  | 3          | 2         | 16.08           | 8.18 | 25.58         | 98.3  | 8.29     | 2.9            | 4.1      |
| HKLR    | HY/2011/03 | 2016-01-01        | Mid-Flood | Sunny             | SR5     | 12:10:48 | 1.0      | Surface | 1          | 1         | 19.5            | 8.16 | 28.27         | 90.1  | 7        | 3.3            | 2.5      |
| HKLR    | HY/2011/03 | 2016-01-01        | Mid-Flood | Sunny             | SR5     | 12:10:32 | 1.0      | Surface | 1          | 2         | 19.51           | 8.16 | 28.25         | 89.6  | 6.96     | 3.4            | 2.2      |
| HKLR    | HY/2011/03 | 2016-01-01        | Mid-Flood | Sunny             | SR5     | 12:10:23 | 4.1      | Bottom  | 3          | 1         | 19.46           | 8.16 | 28.4          | 89.9  | 6.98     | 3.8            | 1.3      |
| HKLR    | HY/2011/03 | 2016-01-01        | Mid-Flood | Sunny             | SR5     | 12:10:39 | 4.1      | Bottom  | 3          | 2         | 19.5            | 8.16 | 28.32         | 90.3  | 7.02     | 3.6            | 1.1      |
| HKLR    | HY/2011/03 | 2016-01-01        | Mid-Flood | Sunny             | SR10A   | 11:19:21 | 1.0      | Surface | 1          | 1         | 16.05           | 8.1  | 33.67         | 94.3  | 7.58     | 2.2            | 1.4      |
| HKLR    | HY/2011/03 | 2016-01-01        | Mid-Flood | Sunny             | SR10A   | 11:18:24 | 1.0      | Surface | 1          | 2         | 16.06           | 8.08 | 33.69         | 94.4  | 7.57     | 2.2            | 1.9      |
| HKLR    | HY/2011/03 | 2016-01-01        | Mid-Flood | Sunny             | SR10A   | 11:19:00 | 3.3      | Middle  | 2          | 1         | 16.08           | 8.09 | 33.75         | 94.1  | 7.54     | 2.4            | 3.7      |
| HKLR    | HY/2011/03 | 2016-01-01        | Mid-Flood | Sunny             | SR10A   | 11:18:05 | 3.3      | Middle  | 2          | 2         | 16.07           | 8.08 | 33.76         | 94.6  | 7.57     | 2.4            | 3.2      |
| HKLR    | HY/2011/03 | 2016-01-01        | Mid-Flood | Sunny             | SR10A   | 11:18:40 | 5.6      | Bottom  | 3          | 1         | 16.08           | 8.09 | 33.87         | 94.4  | 7.56     | 2.4            | 3.8      |
| HKLR    | HY/2011/03 | 2016-01-01        | Mid-Flood | Sunny             | SR10A   | 11:17:44 | 5.6      | Bottom  | 3          | 2         | 16.07           | 8.07 | 33.87         | 94.6  | 7.58     | 2.1            | 3.5      |



## Water Quality Monitoring Data

| Project | Works      | Date (yyyy-mm-dd) | Tide      | Weather Condition | Station | Time     | Depth, m | Level   | Level_Code | Replicate | Temperature, °C | pH   | Salinity, ppt | DO, % | DO, mg/L | Turbidity, NTU | SS, mg/L |
|---------|------------|-------------------|-----------|-------------------|---------|----------|----------|---------|------------|-----------|-----------------|------|---------------|-------|----------|----------------|----------|
| HKLR    | HY/2011/03 | 2016-01-01        | Mid-Flood | Sunny             | SR10B   | 11:03:41 | 1.0      | Surface | 1          | 1         | 16.03           | 7.97 | 33.46         | 95.4  | 7.67     | 1.8            | 1.6      |
| HKLR    | HY/2011/03 | 2016-01-01        | Mid-Flood | Sunny             | SR10B   | 11:03:04 | 1.0      | Surface | 1          | 2         | 16.02           | 7.97 | 33.43         | 95.9  | 7.72     | 1.8            | 2.4      |
| HKLR    | HY/2011/03 | 2016-01-01        | Mid-Flood | Sunny             | SR10B   | 11:02:48 | 4.1      | Bottom  | 3          | 1         | 16.02           | 7.96 | 33.46         | 95.6  | 7.7      | 1.5            | 1.6      |
| HKLR    | HY/2011/03 | 2016-01-01        | Mid-Flood | Sunny             | SR10B   | 11:03:19 | 4.1      | Bottom  | 3          | 2         | 16.02           | 7.95 | 33.47         | 96.2  | 7.73     | 1.8            | 1.5      |
| HKLR    | HY/2011/03 | 2016-01-01        | Mid-Flood | Sunny             | CS2     | 13:26:08 | 1.0      | Surface | 1          | 1         | 19.59           | 8.16 | 28.56         | 90.7  | 7.02     | 4.6            | 6        |
| HKLR    | HY/2011/03 | 2016-01-01        | Mid-Flood | Sunny             | CS2     | 13:25:40 | 1.0      | Surface | 1          | 2         | 19.58           | 8.16 | 28.55         | 89.9  | 6.96     | 4.7            | 4.6      |
| HKLR    | HY/2011/03 | 2016-01-01        | Mid-Flood | Sunny             | CS2     | 13:25:29 | 3.6      | Middle  | 2          | 1         | 19.55           | 8.16 | 28.56         | 89.9  | 6.96     | 4.9            | 3.8      |
| HKLR    | HY/2011/03 | 2016-01-01        | Mid-Flood | Sunny             | CS2     | 13:25:56 | 3.6      | Middle  | 2          | 2         | 19.51           | 8.16 | 28.57         | 90.4  | 7.01     | 5              | 4.7      |
| HKLR    | HY/2011/03 | 2016-01-01        | Mid-Flood | Sunny             | CS2     | 13:25:50 | 6.2      | Bottom  | 3          | 1         | 19.54           | 8.16 | 28.56         | 89.7  | 6.95     | 5.2            | 3.1      |
| HKLR    | HY/2011/03 | 2016-01-01        | Mid-Flood | Sunny             | CS2     | 13:25:21 | 6.2      | Bottom  | 3          | 2         | 19.56           | 8.16 | 28.55         | 89.5  | 6.93     | 5.4            | 4.7      |
| HKLR    | HY/2011/03 | 2016-01-01        | Mid-Flood | Sunny             | CS(Mf)5 | 11:51:02 | 1.0      | Surface | 1          | 1         | 16.05           | 8.08 | 31.12         | 91.6  | 7.54     | 3.4            | 2.3      |
| HKLR    | HY/2011/03 | 2016-01-01        | Mid-Flood | Sunny             | CS(Mf)5 | 11:50:01 | 1.0      | Surface | 1          | 2         | 16.04           | 8.05 | 31.13         | 91.7  | 7.55     | 3.2            | 1.6      |
| HKLR    | HY/2011/03 | 2016-01-01        | Mid-Flood | Sunny             | CS(Mf)5 | 11:50:41 | 6.8      | Middle  | 2          | 1         | 16.14           | 8.06 | 32.62         | 91.1  | 7.43     | 4.1            | 2.4      |
| HKLR    | HY/2011/03 | 2016-01-01        | Mid-Flood | Sunny             | CS(Mf)5 | 11:49:39 | 6.8      | Middle  | 2          | 2         | 16.14           | 8.03 | 32.71         | 91.2  | 7.42     | 4.5            | 1.5      |
| HKLR    | HY/2011/03 | 2016-01-01        | Mid-Flood | Sunny             | CS(Mf)5 | 11:50:19 | 12.6     | Bottom  | 3          | 1         | 16.14           | 8.05 | 33.03         | 93.4  | 7.61     | 4.6            | 2.8      |
| HKLR    | HY/2011/03 | 2016-01-01        | Mid-Flood | Sunny             | CS(Mf)5 | 11:49:21 | 12.6     | Bottom  | 3          | 2         | 16.14           | 8.01 | 33.09         | 93.4  | 7.58     | 4.8            | 2.6      |
| HKLR    | HY/2011/03 | 2016-01-04        | Mid-Ebb   | Sunny             | IS5     | 08:09:28 | 1.0      | Surface | 1          | 1         | 19.6            | 8.16 | 25.99         | 89.6  | 7.05     | 3.5            | 1.7      |
| HKLR    | HY/2011/03 | 2016-01-04        | Mid-Ebb   | Sunny             | IS5     | 08:08:44 | 1.0      | Surface | 1          | 2         | 19.57           | 8.16 | 25.75         | 90.3  | 7.11     | 3.6            | 1.8      |
| HKLR    | HY/2011/03 | 2016-01-04        | Mid-Ebb   | Sunny             | IS5     | 08:09:20 | 4.2      | Middle  | 2          | 1         | 19.64           | 8.14 | 27.47         | 89.4  | 6.96     | 3.4            | 1.6      |
| HKLR    | HY/2011/03 | 2016-01-04        | Mid-Ebb   | Sunny             | IS5     | 08:08:33 | 4.2      | Middle  | 2          | 2         | 19.64           | 8.14 | 27.48         | 90    | 7        | 3.7            | 1.7      |
| HKLR    | HY/2011/03 | 2016-01-04        | Mid-Ebb   | Sunny             | IS5     | 08:08:25 | 7.4      | Bottom  | 3          | 1         | 19.6            | 8.14 | 27.57         | 90    | 7.01     | 3.8            | 1.7      |
| HKLR    | HY/2011/03 | 2016-01-04        | Mid-Ebb   | Sunny             | IS5     | 08:09:09 | 7.4      | Bottom  | 3          | 2         | 19.63           | 8.13 | 27.96         | 88.5  | 6.87     | 4              | 1.8      |
| HKLR    | HY/2011/03 | 2016-01-04        | Mid-Ebb   | Sunny             | IS(Mf)6 | 07:58:13 | 1.0      | Surface | 1          | 1         | 19.58           | 8.14 | 26.3          | 94.3  | 7.4      | 4              | 2        |
| HKLR    | HY/2011/03 | 2016-01-04        | Mid-Ebb   | Sunny             | IS(Mf)6 | 07:57:58 | 1.0      | Surface | 1          | 2         | 19.57           | 8.14 | 26.32         | 93.7  | 7.35     | 4.3            | 1.7      |
| HKLR    | HY/2011/03 | 2016-01-04        | Mid-Ebb   | Sunny             | IS(Mf)6 | 07:58:04 | 2.3      | Bottom  | 3          | 1         | 19.57           | 8.14 | 26.39         | 94.9  | 7.44     | 4.4            | 2        |
| HKLR    | HY/2011/03 | 2016-01-04        | Mid-Ebb   | Sunny             | IS(Mf)6 | 07:57:52 | 2.3      | Bottom  | 3          | 2         | 19.57           | 8.14 | 26.38         | 93.2  | 7.31     | 4.4            | 1.8      |
| HKLR    | HY/2011/03 | 2016-01-04        | Mid-Ebb   | Sunny             | IS7     | 07:47:50 | 1.0      | Surface | 1          | 1         | 19.53           | 8.14 | 26.05         | 92.5  | 7.27     | 3.3            | 1.5      |
| HKLR    | HY/2011/03 | 2016-01-04        | Mid-Ebb   | Sunny             | IS7     | 07:47:37 | 1.0      | Surface | 1          | 2         | 19.53           | 8.14 | 26.04         | 92.5  | 7.28     | 3.4            | 1.4      |
| HKLR    | HY/2011/03 | 2016-01-04        | Mid-Ebb   | Sunny             | IS7     | 07:47:41 | 2.2      | Bottom  | 3          | 1         | 19.52           | 8.14 | 26.08         | 92.9  | 7.3      | 3.4            | 2.2      |
| HKLR    | HY/2011/03 | 2016-01-04        | Mid-Ebb   | Sunny             | IS7     | 07:47:28 | 2.2      | Bottom  | 3          | 2         | 19.53           | 8.14 | 26.08         | 92.2  | 7.25     | 3.5            | 1.8      |
| HKLR    | HY/2011/03 | 2016-01-04        | Mid-Ebb   | Sunny             | IS8     | 07:17:08 | 1.0      | Surface | 1          | 1         | 19.57           | 8.16 | 26.26         | 92.2  | 7.24     | 5              | 1.6      |
| HKLR    | HY/2011/03 | 2016-01-04        | Mid-Ebb   | Sunny             | IS8     | 07:17:28 | 1.0      | Surface | 1          | 2         | 19.56           | 8.16 | 26.12         | 91.4  | 7.19     | 5.3            | 1.8      |
| HKLR    | HY/2011/03 | 2016-01-04        | Mid-Ebb   | Sunny             | IS8     | 07:16:59 | 2.9      | Bottom  | 3          | 1         | 19.6            | 8.15 | 26.71         | 91.1  | 7.13     | 5.9            | 1.4      |
| HKLR    | HY/2011/03 | 2016-01-04        | Mid-Ebb   | Sunny             | IS8     | 07:17:16 | 2.9      | Bottom  | 3          | 2         | 19.62           | 8.15 | 27.19         | 92.5  | 7.22     | 6.5            | 1.7      |
| HKLR    | HY/2011/03 | 2016-01-04        | Mid-Ebb   | Sunny             | IS(Mf)9 | 07:39:30 | 1.0      | Surface | 1          | 1         | 19.56           | 8.14 | 26.02         | 92.3  | 7.26     | 5.1            | 3        |
| HKLR    | HY/2011/03 | 2016-01-04        | Mid-Ebb   | Sunny             | IS(Mf)9 | 07:39:47 | 1.0      | Surface | 1          | 2         | 19.56           | 8.14 | 26.03         | 91.7  | 7.21     | 5              | 2.2      |
| HKLR    | HY/2011/03 | 2016-01-04        | Mid-Ebb   | Sunny             | IS(Mf)9 | 07:39:39 | 2.6      | Bottom  | 3          | 1         | 19.6            | 8.13 | 26.8          | 91.4  | 7.15     | 5.3            | 2.6      |
| HKLR    | HY/2011/03 | 2016-01-04        | Mid-Ebb   | Sunny             | IS(Mf)9 | 07:39:23 | 2.6      | Bottom  | 3          | 2         | 19.56           | 8.14 | 27            | 92.2  | 7.21     | 5.5            | 2.6      |
| HKLR    | HY/2011/03 | 2016-01-04        | Mid-Ebb   | Sunny             | IS10    | 07:46:39 | 1.0      | Surface | 1          | 1         | 16.06           | 8.07 | 28.79         | 94.8  | 7.84     | 1.4            | 1.1      |
| HKLR    | HY/2011/03 | 2016-01-04        | Mid-Ebb   | Sunny             | IS10    | 07:46:13 | 1.0      | Surface | 1          | 2         | 16.08           | 8.06 | 29.02         | 94.4  | 7.8      | 1.5            | 1.2      |
| HKLR    | HY/2011/03 | 2016-01-04        | Mid-Ebb   | Sunny             | IS10    | 07:46:04 | 5.4      | Middle  | 2          | 1         | 16.12           | 8.04 | 32.53         | 94.6  | 7.64     | 1.5            | 0.9      |
| HKLR    | HY/2011/03 | 2016-01-04        | Mid-Ebb   | Sunny             | IS10    | 07:46:29 | 5.4      | Middle  | 2          | 2         | 16.11           | 8.04 | 32.41         | 94.4  | 7.63     | 1.5            | 1.1      |
| HKLR    | HY/2011/03 | 2016-01-04        | Mid-Ebb   | Sunny             | IS10    | 07:46:21 | 9.7      | Bottom  | 3          | 1         | 16.09           | 8.04 | 32.62         | 94.6  | 7.64     | 1.5            | 2.2      |
| HKLR    | HY/2011/03 | 2016-01-04        | Mid-Ebb   | Sunny             | IS10    | 07:45:56 | 9.7      | Bottom  | 3          | 2         | 16.12           | 8.03 | 32.88         | 95.1  | 7.67     | 1.5            | 2.7      |
| HKLR    | HY/2011/03 | 2016-01-04        | Mid-Ebb   | Sunny             | SR3     | 08:19:14 | 0.8      | Middle  | 2          | 1         | 19.54           | 8.15 | 25.56         | 90.5  | 7.14     | 3.4            | 2.1      |
| HKLR    | HY/2011/03 | 2016-01-04        | Mid-Ebb   | Sunny             | SR3     | 08:19:20 | 0.8      | Middle  | 2          | 2         | 19.53           | 8.15 | 25.54         | 90.8  | 7.17     | 3.4            | 2.4      |
| HKLR    | HY/2011/03 | 2016-01-04        | Mid-Ebb   | Sunny             | SR4     | 07:28:43 | 1.0      | Surface | 1          | 1         | 19.58           | 8.15 | 26.43         | 91.3  | 7.16     | 4.5            | 1.7      |
| HKLR    | HY/2011/03 | 2016-01-04        | Mid-Ebb   | Sunny             | SR4     | 07:28:30 | 1.0      | Surface | 1          | 2         | 19.56           | 8.15 | 26.2          | 92    | 7.23     | 4              | 1.6      |
| HKLR    | HY/2011/03 | 2016-01-04        | Mid-Ebb   | Sunny             | SR4     | 07:28:22 | 2.8      | Bottom  | 3          | 1         | 19.58           | 8.14 | 26.68         | 90.9  | 7.11     | 4.1            | 1.9      |
| HKLR    | HY/2011/03 | 2016-01-04        | Mid-Ebb   | Sunny             | SR4     | 07:28:37 | 2.8      | Bottom  | 3          | 2         | 19.59           | 8.14 | 26.95         | 92    | 7.19     | 4.2            | 1.9      |
| HKLR    | HY/2011/03 | 2016-01-04        | Mid-Ebb   | Sunny             | SR5     | 07:57:01 | 1.0      | Surface | 1          | 1         | 16.03           | 8.07 | 27.21         | 96.7  | 8.08     | 1.3            | 1.3      |
| HKLR    | HY/2011/03 | 2016-01-04        | Mid-Ebb   | Sunny             | SR5     | 07:56:41 | 1.0      | Surface | 1          | 2         | 16.05           | 8.07 | 26.87         | 96    | 8.04     | 1.3            | 1.1      |

## Water Quality Monitoring Data

| Project | Works      | Date (yyyy-mm-dd) | Tide      | Weather Condition | Station | Time     | Depth, m | Level   | Level_Code | Replicate | Temperature, °C | pH   | Salinity, ppt | DO, % | DO, mg/L | Turbidity, NTU | SS, mg/L |
|---------|------------|-------------------|-----------|-------------------|---------|----------|----------|---------|------------|-----------|-----------------|------|---------------|-------|----------|----------------|----------|
| HKLR    | HY/2011/03 | 2016-01-04        | Mid-Ebb   | Sunny             | SR5     | 07:56:34 | 4.1      | Bottom  | 3          | 1         | 16.05           | 8.04 | 31.41         | 95.3  | 7.77     | 1.4            | 1.2      |
| HKLR    | HY/2011/03 | 2016-01-04        | Mid-Ebb   | Sunny             | SR5     | 07:56:51 | 4.1      | Bottom  | 3          | 2         | 16.05           | 8.04 | 31.09         | 96.8  | 7.9      | 1.4            | 1        |
| HKLR    | HY/2011/03 | 2016-01-04        | Mid-Ebb   | Sunny             | SR10A   | 05:59:06 | 1.0      | Surface | 1          | 1         | 19.65           | 8.13 | 26.27         | 90.4  | 7.09     | 1.8            | 0.9      |
| HKLR    | HY/2011/03 | 2016-01-04        | Mid-Ebb   | Sunny             | SR10A   | 05:59:34 | 1.0      | Surface | 1          | 2         | 19.66           | 8.13 | 26.33         | 90.7  | 7.11     | 1.7            | 0.7      |
| HKLR    | HY/2011/03 | 2016-01-04        | Mid-Ebb   | Sunny             | SR10A   | 05:58:56 | 3.4      | Middle  | 2          | 1         | 19.68           | 8.13 | 26.51         | 90.3  | 7.06     | 1.8            | 0.7      |
| HKLR    | HY/2011/03 | 2016-01-04        | Mid-Ebb   | Sunny             | SR10A   | 05:59:26 | 3.4      | Middle  | 2          | 2         | 19.67           | 8.13 | 26.56         | 89.5  | 7        | 1.7            | 0.8      |
| HKLR    | HY/2011/03 | 2016-01-04        | Mid-Ebb   | Sunny             | SR10A   | 05:58:50 | 5.8      | Bottom  | 3          | 1         | 19.68           | 8.11 | 27.48         | 89.8  | 6.98     | 1.8            | 0.9      |
| HKLR    | HY/2011/03 | 2016-01-04        | Mid-Ebb   | Sunny             | SR10A   | 05:59:13 | 5.8      | Bottom  | 3          | 2         | 19.66           | 8.12 | 27.55         | 90.8  | 7.06     | 1.8            | 0.8      |
| HKLR    | HY/2011/03 | 2016-01-04        | Mid-Ebb   | Sunny             | SR10B   | 05:37:13 | 1.0      | Surface | 1          | 1         | 19.64           | 8.15 | 25.97         | 90.7  | 7.12     | 1.7            | 0.7      |
| HKLR    | HY/2011/03 | 2016-01-04        | Mid-Ebb   | Sunny             | SR10B   | 05:36:43 | 1.0      | Surface | 1          | 2         | 19.64           | 8.16 | 25.81         | 90.2  | 7.09     | 1.9            | 0.7      |
| HKLR    | HY/2011/03 | 2016-01-04        | Mid-Ebb   | Sunny             | SR10B   | 05:36:59 | 4.2      | Bottom  | 3          | 1         | 19.67           | 8.14 | 26.77         | 91    | 7.11     | 1.6            | 1.3      |
| HKLR    | HY/2011/03 | 2016-01-04        | Mid-Ebb   | Sunny             | SR10B   | 05:36:27 | 4.2      | Bottom  | 3          | 2         | 19.67           | 8.16 | 26.59         | 90.3  | 7.06     | 1.7            | 1.3      |
| HKLR    | HY/2011/03 | 2016-01-04        | Mid-Ebb   | Sunny             | CS2     | 09:09:13 | 1.0      | Surface | 1          | 1         | 16.05           | 8.1  | 25.43         | 95.9  | 8.1      | 1.2            | 1.1      |
| HKLR    | HY/2011/03 | 2016-01-04        | Mid-Ebb   | Sunny             | CS2     | 09:09:39 | 1.0      | Surface | 1          | 2         | 16.05           | 8.1  | 25.71         | 95.9  | 8.09     | 1.2            | 0.9      |
| HKLR    | HY/2011/03 | 2016-01-04        | Mid-Ebb   | Sunny             | CS2     | 09:09:30 | 4.0      | Middle  | 2          | 1         | 16.07           | 8.08 | 29.05         | 95.9  | 7.92     | 1.5            | 0.8      |
| HKLR    | HY/2011/03 | 2016-01-04        | Mid-Ebb   | Sunny             | CS2     | 09:08:59 | 4.0      | Middle  | 2          | 2         | 16.06           | 8.07 | 28.44         | 94.6  | 7.85     | 1.4            | 1.1      |
| HKLR    | HY/2011/03 | 2016-01-04        | Mid-Ebb   | Sunny             | CS2     | 09:09:23 | 6.9      | Bottom  | 3          | 1         | 16.09           | 8.07 | 29.54         | 96.3  | 7.93     | 1.5            | 1.8      |
| HKLR    | HY/2011/03 | 2016-01-04        | Mid-Ebb   | Sunny             | CS2     | 09:08:44 | 6.9      | Bottom  | 3          | 2         | 16.11           | 8.05 | 29.66         | 95    | 7.81     | 1.5            | 1.6      |
| HKLR    | HY/2011/03 | 2016-01-04        | Mid-Ebb   | Sunny             | CS(Mf)5 | 06:34:04 | 1.0      | Surface | 1          | 1         | 19.64           | 8.14 | 27.15         | 89.4  | 6.97     | 1.8            | 0.7      |
| HKLR    | HY/2011/03 | 2016-01-04        | Mid-Ebb   | Sunny             | CS(Mf)5 | 06:33:25 | 1.0      | Surface | 1          | 2         | 19.63           | 8.15 | 27.04         | 89.5  | 6.99     | 1.9            | 0.7      |
| HKLR    | HY/2011/03 | 2016-01-04        | Mid-Ebb   | Sunny             | CS(Mf)5 | 06:33:51 | 6.7      | Middle  | 2          | 1         | 19.68           | 8.13 | 27.88         | 88.8  | 6.89     | 1.8            | 1.3      |
| HKLR    | HY/2011/03 | 2016-01-04        | Mid-Ebb   | Sunny             | CS(Mf)5 | 06:33:10 | 6.7      | Middle  | 2          | 2         | 19.68           | 8.13 | 27.86         | 88.8  | 6.89     | 1.9            | 1.2      |
| HKLR    | HY/2011/03 | 2016-01-04        | Mid-Ebb   | Sunny             | CS(Mf)5 | 06:33:04 | 12.4     | Bottom  | 3          | 1         | 19.67           | 8.13 | 27.91         | 91.8  | 6.9      | 2              | 1.8      |
| HKLR    | HY/2011/03 | 2016-01-04        | Mid-Ebb   | Sunny             | CS(Mf)5 | 06:33:43 | 12.4     | Bottom  | 3          | 2         | 19.68           | 8.13 | 28            | 89.4  | 6.93     | 1.8            | 1.9      |
| HKLR    | HY/2011/03 | 2016-01-04        | Mid-Flood | Sunny             | IS5     | 13:00:43 | 1.0      | Surface | 1          | 1         | 19.79           | 8.19 | 26.4          | 93.2  | 7.28     | 3              | 1.7      |
| HKLR    | HY/2011/03 | 2016-01-04        | Mid-Flood | Sunny             | IS5     | 13:00:16 | 1.0      | Surface | 1          | 2         | 19.77           | 8.19 | 26.43         | 93.3  | 7.29     | 3.2            | 1.8      |
| HKLR    | HY/2011/03 | 2016-01-04        | Mid-Flood | Sunny             | IS5     | 13:00:32 | 4.2      | Middle  | 2          | 1         | 19.68           | 8.18 | 26.92         | 92.8  | 7.24     | 3.3            | 2.1      |
| HKLR    | HY/2011/03 | 2016-01-04        | Mid-Flood | Sunny             | IS5     | 13:00:07 | 4.2      | Middle  | 2          | 2         | 19.68           | 8.19 | 26.75         | 92    | 7.18     | 3.6            | 2        |
| HKLR    | HY/2011/03 | 2016-01-04        | Mid-Flood | Sunny             | IS5     | 12:59:57 | 7.3      | Bottom  | 3          | 1         | 19.67           | 8.19 | 27.22         | 92.1  | 7.18     | 3.5            | 2.5      |
| HKLR    | HY/2011/03 | 2016-01-04        | Mid-Flood | Sunny             | IS5     | 13:00:26 | 7.3      | Bottom  | 3          | 2         | 19.7            | 8.18 | 27.36         | 93.3  | 7.26     | 3.3            | 2.4      |
| HKLR    | HY/2011/03 | 2016-01-04        | Mid-Flood | Sunny             | IS(Mf)6 | 13:12:31 | 1.0      | Surface | 1          | 1         | 19.8            | 8.15 | 26.71         | 95.4  | 7.44     | 3              | 1.5      |
| HKLR    | HY/2011/03 | 2016-01-04        | Mid-Flood | Sunny             | IS(Mf)6 | 13:12:11 | 1.0      | Surface | 1          | 2         | 19.8            | 8.15 | 26.71         | 93.7  | 7.3      | 3              | 1.7      |
| HKLR    | HY/2011/03 | 2016-01-04        | Mid-Flood | Sunny             | IS(Mf)6 | 13:12:04 | 2.2      | Bottom  | 3          | 1         | 19.8            | 8.15 | 26.72         | 94    | 7.33     | 3              | 1.6      |
| HKLR    | HY/2011/03 | 2016-01-04        | Mid-Flood | Sunny             | IS(Mf)6 | 13:12:23 | 2.2      | Bottom  | 3          | 2         | 19.79           | 8.15 | 26.73         | 94.4  | 7.36     | 3              | 2        |
| HKLR    | HY/2011/03 | 2016-01-04        | Mid-Flood | Sunny             | IS7     | 13:18:49 | 1.0      | Surface | 1          | 1         | 19.82           | 8.15 | 26.69         | 94.3  | 7.35     | 3.2            | 2        |
| HKLR    | HY/2011/03 | 2016-01-04        | Mid-Flood | Sunny             | IS7     | 13:17:49 | 1.0      | Surface | 1          | 2         | 19.8            | 8.15 | 26.71         | 94.5  | 7.37     | 3.3            | 2.1      |
| HKLR    | HY/2011/03 | 2016-01-04        | Mid-Flood | Sunny             | IS7     | 13:17:43 | 2.2      | Bottom  | 3          | 1         | 19.8            | 8.15 | 26.72         | 94.9  | 7.4      | 3.3            | 2.1      |
| HKLR    | HY/2011/03 | 2016-01-04        | Mid-Flood | Sunny             | IS7     | 13:18:39 | 2.2      | Bottom  | 3          | 2         | 19.82           | 8.15 | 26.69         | 94    | 7.33     | 3.1            | 2.2      |
| HKLR    | HY/2011/03 | 2016-01-04        | Mid-Flood | Sunny             | IS8     | 13:51:22 | 1.0      | Surface | 1          | 1         | 19.79           | 8.14 | 26.73         | 92.6  | 7.22     | 15.8           | 2.2      |
| HKLR    | HY/2011/03 | 2016-01-04        | Mid-Flood | Sunny             | IS8     | 13:51:12 | 1.0      | Surface | 1          | 2         | 19.79           | 8.14 | 26.74         | 92.4  | 7.21     | 16.2           | 2.2      |
| HKLR    | HY/2011/03 | 2016-01-04        | Mid-Flood | Sunny             | IS8     | 13:51:06 | 2.8      | Bottom  | 3          | 1         | 19.8            | 8.13 | 26.85         | 91.9  | 7.16     | 14.9           | 4.1      |
| HKLR    | HY/2011/03 | 2016-01-04        | Mid-Flood | Sunny             | IS8     | 13:51:17 | 2.8      | Bottom  | 3          | 2         | 19.79           | 8.14 | 26.84         | 91.5  | 7.13     | 14.5           | 4        |
| HKLR    | HY/2011/03 | 2016-01-04        | Mid-Flood | Sunny             | IS(Mf)9 | 13:27:26 | 1.0      | Surface | 1          | 1         | 19.79           | 8.15 | 26.65         | 94    | 7.33     | 3.3            | 2.4      |
| HKLR    | HY/2011/03 | 2016-01-04        | Mid-Flood | Sunny             | IS(Mf)9 | 13:27:44 | 1.0      | Surface | 1          | 2         | 19.77           | 8.15 | 26.68         | 94    | 7.34     | 3.2            | 2.4      |
| HKLR    | HY/2011/03 | 2016-01-04        | Mid-Flood | Sunny             | IS(Mf)9 | 13:27:37 | 2.4      | Bottom  | 3          | 1         | 19.72           | 8.15 | 26.74         | 93.7  | 7.32     | 3.3            | 2.6      |
| HKLR    | HY/2011/03 | 2016-01-04        | Mid-Flood | Sunny             | IS(Mf)9 | 13:27:17 | 2.4      | Bottom  | 3          | 2         | 19.76           | 8.15 | 26.73         | 94.3  | 7.36     | 3.2            | 2.1      |
| HKLR    | HY/2011/03 | 2016-01-04        | Mid-Flood | Sunny             | IS10    | 14:29:24 | 1.0      | Surface | 1          | 1         | 16.12           | 8.14 | 26.53         | 93.3  | 7.82     | 3.2            | 0.9      |
| HKLR    | HY/2011/03 | 2016-01-04        | Mid-Flood | Sunny             | IS10    | 14:28:55 | 1.0      | Surface | 1          | 2         | 16.12           | 8.14 | 26.48         | 94.7  | 7.94     | 3.2            | 1        |
| HKLR    | HY/2011/03 | 2016-01-04        | Mid-Flood | Sunny             | IS10    | 14:28:45 | 5.3      | Middle  | 2          | 1         | 16.14           | 8.12 | 28.51         | 95    | 7.86     | 3.4            | 1        |
| HKLR    | HY/2011/03 | 2016-01-04        | Mid-Flood | Sunny             | IS10    | 14:29:14 | 5.3      | Middle  | 2          | 2         | 16.14           | 8.12 | 28.37         | 94.8  | 7.85     | 3.4            | 1        |
| HKLR    | HY/2011/03 | 2016-01-04        | Mid-Flood | Sunny             | IS10    | 14:28:38 | 9.6      | Bottom  | 3          | 1         | 16.13           | 8.12 | 29.06         | 95.7  | 7.89     | 3.4            | 1.6      |
| HKLR    | HY/2011/03 | 2016-01-04        | Mid-Flood | Sunny             | IS10    | 14:29:06 | 9.6      | Bottom  | 3          | 2         | 16.15           | 8.12 | 28.94         | 95.6  | 7.89     | 3.5            | 1.8      |

## Water Quality Monitoring Data

| Project | Works      | Date (yyyy-mm-dd) | Tide      | Weather Condition | Station | Time     | Depth, m | Level   | Level_Code | Replicate | Temperature, °C | pH   | Salinity, ppt | DO, % | DO, mg/L | Turbidity, NTU | SS, mg/L |
|---------|------------|-------------------|-----------|-------------------|---------|----------|----------|---------|------------|-----------|-----------------|------|---------------|-------|----------|----------------|----------|
| HKLR    | HY/2011/03 | 2016-01-04        | Mid-Flood | Sunny             | SR3     | 12:46:28 | 0.8      | Middle  | 2          | 1         | 19.8            | 8.21 | 26.38         | 92.7  | 7.24     | 2.9            | 3.1      |
| HKLR    | HY/2011/03 | 2016-01-04        | Mid-Flood | Sunny             | SR3     | 12:46:19 | 0.8      | Middle  | 2          | 2         | 19.79           | 8.21 | 26.4          | 92.7  | 7.24     | 2.9            | 2        |
| HKLR    | HY/2011/03 | 2016-01-04        | Mid-Flood | Sunny             | SR4     | 13:41:00 | 1.0      | Surface | 1          | 1         | 19.83           | 8.14 | 26.59         | 92.9  | 7.25     | 14.9           | 4.2      |
| HKLR    | HY/2011/03 | 2016-01-04        | Mid-Flood | Sunny             | SR4     | 13:40:30 | 1.0      | Surface | 1          | 2         | 19.82           | 8.14 | 26.64         | 95.3  | 7.43     | 15.8           | 5.4      |
| HKLR    | HY/2011/03 | 2016-01-04        | Mid-Flood | Sunny             | SR4     | 13:40:43 | 2.7      | Bottom  | 3          | 1         | 19.78           | 8.13 | 27.01         | 92    | 7.16     | 16.7           | 5.5      |
| HKLR    | HY/2011/03 | 2016-01-04        | Mid-Flood | Sunny             | SR4     | 13:40:14 | 2.7      | Bottom  | 3          | 2         | 19.8            | 8.14 | 26.91         | 94.5  | 7.36     | 17.2           | 4.9      |
| HKLR    | HY/2011/03 | 2016-01-04        | Mid-Flood | Sunny             | SR5     | 14:16:45 | 1.0      | Surface | 1          | 1         | 16.14           | 8.14 | 26.42         | 97    | 8.13     | 1.7            | 1.1      |
| HKLR    | HY/2011/03 | 2016-01-04        | Mid-Flood | Sunny             | SR5     | 14:16:28 | 1.0      | Surface | 1          | 2         | 16.18           | 8.14 | 26.38         | 97    | 8.13     | 1.6            | 1.2      |
| HKLR    | HY/2011/03 | 2016-01-04        | Mid-Flood | Sunny             | SR5     | 14:16:38 | 4.4      | Bottom  | 3          | 1         | 16.14           | 8.12 | 28.19         | 98.4  | 8.16     | 1.7            | 2.3      |
| HKLR    | HY/2011/03 | 2016-01-04        | Mid-Flood | Sunny             | SR5     | 14:16:17 | 4.4      | Bottom  | 3          | 2         | 16.14           | 8.12 | 27.94         | 98.6  | 8.19     | 1.7            | 2.2      |
| HKLR    | HY/2011/03 | 2016-01-04        | Mid-Flood | Sunny             | SR10A   | 15:07:44 | 1.0      | Surface | 1          | 1         | 19.87           | 8.16 | 27.53         | 92.1  | 7.13     | 1.6            | 0.6      |
| HKLR    | HY/2011/03 | 2016-01-04        | Mid-Flood | Sunny             | SR10A   | 15:08:30 | 1.0      | Surface | 1          | 2         | 19.84           | 8.16 | 27.53         | 92.7  | 7.19     | 1.6            | 0.6      |
| HKLR    | HY/2011/03 | 2016-01-04        | Mid-Flood | Sunny             | SR10A   | 15:08:23 | 3.4      | Middle  | 2          | 1         | 19.72           | 8.16 | 27.82         | 90.7  | 7.04     | 1.6            | 0.7      |
| HKLR    | HY/2011/03 | 2016-01-04        | Mid-Flood | Sunny             | SR10A   | 15:07:35 | 3.4      | Middle  | 2          | 2         | 19.73           | 8.15 | 27.98         | 91.2  | 7.07     | 1.6            | 0.7      |
| HKLR    | HY/2011/03 | 2016-01-04        | Mid-Flood | Sunny             | SR10A   | 15:08:06 | 5.8      | Bottom  | 3          | 1         | 19.68           | 8.14 | 28.86         | 90.3  | 6.97     | 1.7            | 1        |
| HKLR    | HY/2011/03 | 2016-01-04        | Mid-Flood | Sunny             | SR10A   | 15:07:26 | 5.8      | Bottom  | 3          | 2         | 19.75           | 8.14 | 28.71         | 91.6  | 7.06     | 1.7            | 0.8      |
| HKLR    | HY/2011/03 | 2016-01-04        | Mid-Flood | Sunny             | SR10B   | 15:22:02 | 1.0      | Surface | 1          | 1         | 19.92           | 8.16 | 27.45         | 93.7  | 7.26     | 1.6            | 0.5      |
| HKLR    | HY/2011/03 | 2016-01-04        | Mid-Flood | Sunny             | SR10B   | 15:22:28 | 1.0      | Surface | 1          | 2         | 19.92           | 8.16 | 27.42         | 93.7  | 7.26     | 1.5            | 0.7      |
| HKLR    | HY/2011/03 | 2016-01-04        | Mid-Flood | Sunny             | SR10B   | 15:21:48 | 4.4      | Bottom  | 3          | 1         | 19.83           | 8.15 | 27.72         | 92.7  | 7.18     | 1.6            | 0.6      |
| HKLR    | HY/2011/03 | 2016-01-04        | Mid-Flood | Sunny             | SR10B   | 15:22:08 | 4.4      | Bottom  | 3          | 2         | 19.88           | 8.15 | 27.63         | 93.1  | 7.21     | 1.6            | 0.7      |
| HKLR    | HY/2011/03 | 2016-01-04        | Mid-Flood | Sunny             | CS2     | 13:01:09 | 1.0      | Surface | 1          | 1         | 16.27           | 8.18 | 28.87         | 96.5  | 7.95     | 1.4            | 1        |
| HKLR    | HY/2011/03 | 2016-01-04        | Mid-Flood | Sunny             | CS2     | 13:00:46 | 1.0      | Surface | 1          | 2         | 16.26           | 8.2  | 28.24         | 96.1  | 7.95     | 1.5            | 0.8      |
| HKLR    | HY/2011/03 | 2016-01-04        | Mid-Flood | Sunny             | CS2     | 13:01:01 | 4.0      | Middle  | 2          | 1         | 16.16           | 8.16 | 32.24         | 96.2  | 7.78     | 1.5            | 1        |
| HKLR    | HY/2011/03 | 2016-01-04        | Mid-Flood | Sunny             | CS2     | 13:00:39 | 4.0      | Middle  | 2          | 2         | 16.16           | 8.19 | 31.85         | 95.8  | 7.76     | 1.6            | 1        |
| HKLR    | HY/2011/03 | 2016-01-04        | Mid-Flood | Sunny             | CS2     | 13:00:23 | 6.9      | Bottom  | 3          | 1         | 16.19           | 8.2  | 32.65         | 97.1  | 7.83     | 1.6            | 1        |
| HKLR    | HY/2011/03 | 2016-01-04        | Mid-Flood | Sunny             | CS2     | 13:00:54 | 6.9      | Bottom  | 3          | 2         | 16.21           | 8.17 | 32.6          | 96.8  | 7.8      | 1.6            | 1.3      |
| HKLR    | HY/2011/03 | 2016-01-04        | Mid-Flood | Sunny             | CS(Mf)5 | 14:33:16 | 1.0      | Surface | 1          | 1         | 19.92           | 8.17 | 27.48         | 90.8  | 7.03     | 1.7            | <0.5     |
| HKLR    | HY/2011/03 | 2016-01-04        | Mid-Flood | Sunny             | CS(Mf)5 | 14:33:49 | 1.0      | Surface | 1          | 2         | 19.99           | 8.16 | 27.43         | 91    | 7.04     | 1.6            | 0.5      |
| HKLR    | HY/2011/03 | 2016-01-04        | Mid-Flood | Sunny             | CS(Mf)5 | 14:33:34 | 6.8      | Middle  | 2          | 1         | 19.69           | 8.14 | 28.91         | 89.2  | 6.88     | 1.7            | 0.7      |
| HKLR    | HY/2011/03 | 2016-01-04        | Mid-Flood | Sunny             | CS(Mf)5 | 14:33:00 | 6.8      | Middle  | 2          | 2         | 19.7            | 8.15 | 28.9          | 89.6  | 6.91     | 1.8            | 0.9      |
| HKLR    | HY/2011/03 | 2016-01-04        | Mid-Flood | Sunny             | CS(Mf)5 | 14:33:28 | 12.5     | Bottom  | 3          | 1         | 19.75           | 8.15 | 28.88         | 90.3  | 6.96     | 1.8            | 0.6      |
| HKLR    | HY/2011/03 | 2016-01-04        | Mid-Flood | Sunny             | CS(Mf)5 | 14:32:52 | 12.5     | Bottom  | 3          | 2         | 19.79           | 8.15 | 28.84         | 90.8  | 6.99     | 1.7            | 0.7      |
| HKLR    | HY/2011/03 | 2016-01-06        | Mid-Ebb   | Sunny             | IS5     | 11:41:02 | 1.0      | Surface | 1          | 1         | 20.11           | 8.13 | 27            | 88.7  | 6.86     | 4.3            | 6        |
| HKLR    | HY/2011/03 | 2016-01-06        | Mid-Ebb   | Sunny             | IS5     | 11:40:34 | 1.0      | Surface | 1          | 2         | 20.1            | 8.14 | 27            | 88.2  | 6.83     | 4.4            | 5        |
| HKLR    | HY/2011/03 | 2016-01-06        | Mid-Ebb   | Sunny             | IS5     | 11:40:26 | 4.2      | Middle  | 2          | 1         | 20.04           | 8.13 | 27.12         | 88    | 6.81     | 4.6            | 4.5      |
| HKLR    | HY/2011/03 | 2016-01-06        | Mid-Ebb   | Sunny             | IS5     | 11:40:53 | 4.2      | Middle  | 2          | 2         | 19.98           | 8.13 | 27.28         | 86.6  | 6.7      | 4.5            | 4.7      |
| HKLR    | HY/2011/03 | 2016-01-06        | Mid-Ebb   | Sunny             | IS5     | 11:40:44 | 7.4      | Bottom  | 3          | 1         | 20.03           | 8.13 | 27.24         | 87.4  | 6.76     | 4.5            | 3.8      |
| HKLR    | HY/2011/03 | 2016-01-06        | Mid-Ebb   | Sunny             | IS5     | 11:40:18 | 7.4      | Bottom  | 3          | 2         | 20.08           | 8.13 | 27.14         | 88.9  | 6.88     | 4.8            | 5.6      |
| HKLR    | HY/2011/03 | 2016-01-06        | Mid-Ebb   | Sunny             | IS(Mf)6 | 11:31:46 | 1.0      | Surface | 1          | 1         | 20.19           | 8.15 | 26.12         | 93.2  | 7.24     | 7.6            | 3.2      |
| HKLR    | HY/2011/03 | 2016-01-06        | Mid-Ebb   | Sunny             | IS(Mf)6 | 11:32:01 | 1.0      | Surface | 1          | 2         | 20.15           | 8.14 | 26.37         | 91.7  | 7.11     | 7.2            | 4.1      |
| HKLR    | HY/2011/03 | 2016-01-06        | Mid-Ebb   | Sunny             | IS(Mf)6 | 11:31:51 | 2.1      | Bottom  | 3          | 1         | 20.16           | 8.14 | 26.48         | 92.9  | 7.21     | 7.4            | 2.1      |
| HKLR    | HY/2011/03 | 2016-01-06        | Mid-Ebb   | Sunny             | IS(Mf)6 | 11:31:39 | 2.1      | Bottom  | 3          | 2         | 20.23           | 8.14 | 26.86         | 93.3  | 7.21     | 7.4            | 3.7      |
| HKLR    | HY/2011/03 | 2016-01-06        | Mid-Ebb   | Sunny             | IS7     | 11:25:19 | 1.0      | Surface | 1          | 1         | 20.08           | 8.14 | 26.18         | 92.4  | 7.19     | 2.4            | 2.8      |
| HKLR    | HY/2011/03 | 2016-01-06        | Mid-Ebb   | Sunny             | IS7     | 11:24:59 | 1.0      | Surface | 1          | 2         | 20.13           | 8.14 | 26.01         | 93.1  | 7.24     | 2.4            | 2.6      |
| HKLR    | HY/2011/03 | 2016-01-06        | Mid-Ebb   | Sunny             | IS7     | 11:25:06 | 2.3      | Bottom  | 3          | 1         | 20.06           | 8.14 | 26.52         | 92.6  | 7.19     | 2.5            | 4.1      |
| HKLR    | HY/2011/03 | 2016-01-06        | Mid-Ebb   | Sunny             | IS7     | 11:24:48 | 2.3      | Bottom  | 3          | 2         | 20.12           | 8.14 | 26.26         | 93.3  | 7.25     | 2.3            | 4.7      |
| HKLR    | HY/2011/03 | 2016-01-06        | Mid-Ebb   | Sunny             | IS8     | 11:02:37 | 1.0      | Surface | 1          | 1         | 20.1            | 8.14 | 26.39         | 90.7  | 7.05     | 8.2            | 3        |
| HKLR    | HY/2011/03 | 2016-01-06        | Mid-Ebb   | Sunny             | IS8     | 11:02:22 | 1.0      | Surface | 1          | 2         | 20.09           | 8.14 | 26.39         | 91.1  | 7.08     | 8.2            | 4.2      |
| HKLR    | HY/2011/03 | 2016-01-06        | Mid-Ebb   | Sunny             | IS8     | 11:02:29 | 3.1      | Bottom  | 3          | 1         | 20.08           | 8.14 | 26.51         | 91.1  | 7.08     | 8.3            | 6.8      |
| HKLR    | HY/2011/03 | 2016-01-06        | Mid-Ebb   | Sunny             | IS8     | 11:02:14 | 3.1      | Bottom  | 3          | 2         | 20.06           | 8.14 | 26.58         | 91.7  | 7.12     | 8.1            | 6.2      |
| HKLR    | HY/2011/03 | 2016-01-06        | Mid-Ebb   | Sunny             | IS(Mf)9 | 11:19:24 | 1.0      | Surface | 1          | 1         | 20.21           | 8.15 | 25.88         | 93    | 7.23     | 3.6            | 2.6      |
| HKLR    | HY/2011/03 | 2016-01-06        | Mid-Ebb   | Sunny             | IS(Mf)9 | 11:19:05 | 1.0      | Surface | 1          | 2         | 20.22           | 8.15 | 25.81         | 92.8  | 7.22     | 3.5            | 2.3      |

## Water Quality Monitoring Data

| Project | Works      | Date (yyyy-mm-dd) | Tide      | Weather Condition | Station | Time     | Depth, m | Level   | Level_Code | Replicate | Temperature, °C | pH   | Salinity, ppt | DO, % | DO, mg/L | Turbidity, NTU | SS, mg/L |
|---------|------------|-------------------|-----------|-------------------|---------|----------|----------|---------|------------|-----------|-----------------|------|---------------|-------|----------|----------------|----------|
| HKLR    | HY/2011/03 | 2016-01-06        | Mid-Ebb   | Sunny             | IS(Mf)9 | 11:18:57 | 2.7      | Bottom  | 3          | 1         | 20.17           | 8.15 | 26.15         | 92.3  | 7.17     | 3.6            | 2.2      |
| HKLR    | HY/2011/03 | 2016-01-06        | Mid-Ebb   | Sunny             | IS(Mf)9 | 11:19:15 | 2.7      | Bottom  | 3          | 2         | 20.13           | 8.14 | 26.39         | 92.6  | 7.19     | 3.4            | 2.5      |
| HKLR    | HY/2011/03 | 2016-01-06        | Mid-Ebb   | Sunny             | IS10    | 09:57:27 | 1.0      | Surface | 1          | 1         | 16.34           | 8.09 | 18.57         | 93.3  | 8.17     | 1.6            | 2.4      |
| HKLR    | HY/2011/03 | 2016-01-06        | Mid-Ebb   | Sunny             | IS10    | 09:56:34 | 1.0      | Surface | 1          | 2         | 16.34           | 8.1  | 19.34         | 93.5  | 8.15     | 1.8            | 2.7      |
| HKLR    | HY/2011/03 | 2016-01-06        | Mid-Ebb   | Sunny             | IS10    | 09:56:24 | 5.6      | Middle  | 2          | 1         | 16.36           | 8.06 | 25.42         | 93.5  | 7.82     | 1.9            | 3        |
| HKLR    | HY/2011/03 | 2016-01-06        | Mid-Ebb   | Sunny             | IS10    | 09:57:14 | 5.6      | Middle  | 2          | 2         | 16.36           | 8.05 | 25.11         | 94.1  | 7.85     | 1.7            | 3.7      |
| HKLR    | HY/2011/03 | 2016-01-06        | Mid-Ebb   | Sunny             | IS10    | 09:57:05 | 10.1     | Bottom  | 3          | 1         | 16.34           | 8    | 29.49         | 92.2  | 7.76     | 1.9            | 2.1      |
| HKLR    | HY/2011/03 | 2016-01-06        | Mid-Ebb   | Sunny             | IS10    | 09:56:15 | 10.1     | Bottom  | 3          | 2         | 16.34           | 8.02 | 29.45         | 92.7  | 7.79     | 2.1            | 2.4      |
| HKLR    | HY/2011/03 | 2016-01-06        | Mid-Ebb   | Sunny             | SR3     | 11:51:33 | 0.7      | Middle  | 2          | 1         | 20.14           | 8.14 | 26.96         | 88.6  | 6.85     | 4.1            | 5.6      |
| HKLR    | HY/2011/03 | 2016-01-06        | Mid-Ebb   | Sunny             | SR3     | 11:51:41 | 0.7      | Middle  | 2          | 2         | 20.15           | 8.14 | 26.96         | 89.6  | 6.93     | 4.3            | 5.2      |
| HKLR    | HY/2011/03 | 2016-01-06        | Mid-Ebb   | Sunny             | SR4     | 11:08:39 | 1.0      | Surface | 1          | 1         | 20.11           | 8.14 | 26.4          | 91    | 7.07     | 11.1           | 8        |
| HKLR    | HY/2011/03 | 2016-01-06        | Mid-Ebb   | Sunny             | SR4     | 11:08:52 | 1.0      | Surface | 1          | 2         | 20.09           | 8.14 | 26.46         | 90.7  | 7.04     | 11.1           | 8.4      |
| HKLR    | HY/2011/03 | 2016-01-06        | Mid-Ebb   | Sunny             | SR4     | 11:08:45 | 2.8      | Bottom  | 3          | 1         | 20.09           | 8.14 | 26.53         | 90.7  | 7.04     | 11.2           | 9.1      |
| HKLR    | HY/2011/03 | 2016-01-06        | Mid-Ebb   | Sunny             | SR4     | 11:08:32 | 2.8      | Bottom  | 3          | 2         | 20.08           | 8.14 | 26.56         | 90.1  | 6.99     | 11.2           | 8        |
| HKLR    | HY/2011/03 | 2016-01-06        | Mid-Ebb   | Sunny             | SR5     | 10:06:40 | 1.0      | Surface | 1          | 1         | 16.31           | 8.11 | 18.24         | 93.5  | 8.2      | 2.3            | 3        |
| HKLR    | HY/2011/03 | 2016-01-06        | Mid-Ebb   | Sunny             | SR5     | 10:07:14 | 1.0      | Surface | 1          | 2         | 16.33           | 8.1  | 18.83         | 93.1  | 8.14     | 2              | 2.2      |
| HKLR    | HY/2011/03 | 2016-01-06        | Mid-Ebb   | Sunny             | SR5     | 10:06:27 | 3.9      | Bottom  | 3          | 1         | 16.37           | 8.03 | 27.2          | 93.3  | 7.75     | 2.3            | 2.6      |
| HKLR    | HY/2011/03 | 2016-01-06        | Mid-Ebb   | Sunny             | SR5     | 10:06:59 | 3.9      | Bottom  | 3          | 2         | 16.36           | 8.04 | 27.22         | 93.1  | 7.93     | 2.3            | 2.4      |
| HKLR    | HY/2011/03 | 2016-01-06        | Mid-Ebb   | Sunny             | SR10A   | 09:12:46 | 1.0      | Surface | 1          | 1         | 19.99           | 8.14 | 25.35         | 89.5  | 7.01     | 1.6            | 1.3      |
| HKLR    | HY/2011/03 | 2016-01-06        | Mid-Ebb   | Sunny             | SR10A   | 09:12:23 | 1.0      | Surface | 1          | 2         | 19.99           | 8.14 | 25.52         | 90    | 7.04     | 1.6            | 1.2      |
| HKLR    | HY/2011/03 | 2016-01-06        | Mid-Ebb   | Sunny             | SR10A   | 09:12:40 | 3.2      | Middle  | 2          | 1         | 19.91           | 8.12 | 26.69         | 89.7  | 6.98     | 1.7            | 2.6      |
| HKLR    | HY/2011/03 | 2016-01-06        | Mid-Ebb   | Sunny             | SR10A   | 09:12:14 | 3.2      | Middle  | 2          | 2         | 19.91           | 8.12 | 26.73         | 89.8  | 6.99     | 1.6            | 2.8      |
| HKLR    | HY/2011/03 | 2016-01-06        | Mid-Ebb   | Sunny             | SR10A   | 09:12:03 | 5.3      | Bottom  | 3          | 1         | 19.9            | 8.1  | 28.09         | 89.5  | 6.91     | 1.7            | 3.2      |
| HKLR    | HY/2011/03 | 2016-01-06        | Mid-Ebb   | Sunny             | SR10A   | 09:12:30 | 5.3      | Bottom  | 3          | 2         | 19.95           | 8.11 | 28.08         | 90.1  | 6.95     | 1.6            | 3.2      |
| HKLR    | HY/2011/03 | 2016-01-06        | Mid-Ebb   | Sunny             | SR10B   | 09:01:48 | 1.0      | Surface | 1          | 1         | 19.92           | 8.13 | 25.39         | 90    | 7.06     | 1.5            | 1.3      |
| HKLR    | HY/2011/03 | 2016-01-06        | Mid-Ebb   | Sunny             | SR10B   | 09:01:33 | 1.0      | Surface | 1          | 2         | 19.92           | 8.14 | 25.46         | 90.3  | 7.08     | 1.6            | 1.1      |
| HKLR    | HY/2011/03 | 2016-01-06        | Mid-Ebb   | Sunny             | SR10B   | 09:01:42 | 4.3      | Bottom  | 3          | 1         | 19.91           | 8.11 | 27.78         | 89.6  | 6.92     | 1.6            | 1.2      |
| HKLR    | HY/2011/03 | 2016-01-06        | Mid-Ebb   | Sunny             | SR10B   | 09:01:27 | 4.3      | Bottom  | 3          | 2         | 19.94           | 8.12 | 27.61         | 89.8  | 6.95     | 1.5            | 1.2      |
| HKLR    | HY/2011/03 | 2016-01-06        | Mid-Ebb   | Sunny             | CS2     | 11:21:11 | 1.0      | Surface | 1          | 1         | 16.6            | 8.09 | 20.5          | 95.9  | 8.25     | 1.4            | 3        |
| HKLR    | HY/2011/03 | 2016-01-06        | Mid-Ebb   | Sunny             | CS2     | 11:20:32 | 1.0      | Surface | 1          | 2         | 16.56           | 8.09 | 20.17         | 96.1  | 8.29     | 1.3            | 3.3      |
| HKLR    | HY/2011/03 | 2016-01-06        | Mid-Ebb   | Sunny             | CS2     | 11:20:16 | 4.1      | Middle  | 2          | 1         | 16.42           | 8.08 | 21.83         | 94.7  | 8.12     | 1.5            | 2.7      |
| HKLR    | HY/2011/03 | 2016-01-06        | Mid-Ebb   | Sunny             | CS2     | 11:20:58 | 4.1      | Middle  | 2          | 2         | 16.4            | 8.1  | 22.13         | 94.4  | 8.08     | 1.6            | 2.3      |
| HKLR    | HY/2011/03 | 2016-01-06        | Mid-Ebb   | Sunny             | CS2     | 11:20:01 | 7.1      | Bottom  | 3          | 1         | 16.35           | 8.02 | 25.97         | 94.7  | 7.93     | 1.6            | 3.1      |
| HKLR    | HY/2011/03 | 2016-01-06        | Mid-Ebb   | Sunny             | CS2     | 11:20:48 | 7.1      | Bottom  | 3          | 2         | 16.37           | 8.05 | 26.8          | 95    | 7.91     | 1.7            | 4.1      |
| HKLR    | HY/2011/03 | 2016-01-06        | Mid-Ebb   | Sunny             | CS(Mf)5 | 09:58:16 | 1.0      | Surface | 1          | 1         | 20.01           | 8.14 | 25.5          | 88.8  | 6.94     | 1.7            | 1.8      |
| HKLR    | HY/2011/03 | 2016-01-06        | Mid-Ebb   | Sunny             | CS(Mf)5 | 09:57:37 | 1.0      | Surface | 1          | 2         | 19.92           | 8.13 | 26.37         | 88    | 6.86     | 1.7            | 1.7      |
| HKLR    | HY/2011/03 | 2016-01-06        | Mid-Ebb   | Sunny             | CS(Mf)5 | 09:57:27 | 6.3      | Middle  | 2          | 1         | 19.85           | 8.11 | 28.35         | 87.6  | 6.76     | 1.7            | 1.8      |
| HKLR    | HY/2011/03 | 2016-01-06        | Mid-Ebb   | Sunny             | CS(Mf)5 | 09:58:07 | 6.3      | Middle  | 2          | 2         | 19.85           | 8.11 | 28.39         | 87.2  | 6.72     | 1.7            | 1.8      |
| HKLR    | HY/2011/03 | 2016-01-06        | Mid-Ebb   | Sunny             | CS(Mf)5 | 09:57:58 | 11.6     | Bottom  | 3          | 1         | 19.85           | 8.1  | 28.42         | 86.1  | 6.64     | 1.7            | 1.7      |
| HKLR    | HY/2011/03 | 2016-01-06        | Mid-Ebb   | Sunny             | CS(Mf)5 | 09:57:19 | 11.6     | Bottom  | 3          | 2         | 19.86           | 8.1  | 28.35         | 88    | 6.79     | 1.8            | 1.5      |
| HKLR    | HY/2011/03 | 2016-01-06        | Mid-Flood | Sunny             | ISS     | 14:42:57 | 1.0      | Surface | 1          | 1         | 20.74           | 8.17 | 27.23         | 90    | 6.87     | 15.5           | 6.9      |
| HKLR    | HY/2011/03 | 2016-01-06        | Mid-Flood | Sunny             | ISS     | 14:42:31 | 1.0      | Surface | 1          | 2         | 20.65           | 8.18 | 27.31         | 90.1  | 6.89     | 16.1           | 6.7      |
| HKLR    | HY/2011/03 | 2016-01-06        | Mid-Flood | Sunny             | ISS     | 14:42:22 | 4.2      | Middle  | 2          | 1         | 20.35           | 8.18 | 27.59         | 89.7  | 6.89     | 16.2           | 7.7      |
| HKLR    | HY/2011/03 | 2016-01-06        | Mid-Flood | Sunny             | ISS     | 14:42:47 | 4.2      | Middle  | 2          | 2         | 20.35           | 8.17 | 27.57         | 88.5  | 6.8      | 15.4           | 7.1      |
| HKLR    | HY/2011/03 | 2016-01-06        | Mid-Flood | Sunny             | ISS     | 14:42:39 | 7.4      | Bottom  | 3          | 1         | 20.5            | 8.17 | 27.49         | 89.2  | 6.83     | 15.8           | 6.5      |
| HKLR    | HY/2011/03 | 2016-01-06        | Mid-Flood | Sunny             | ISS     | 14:42:17 | 7.4      | Bottom  | 3          | 2         | 20.56           | 8.18 | 27.44         | 90    | 6.89     | 15.9           | 7.3      |
| HKLR    | HY/2011/03 | 2016-01-06        | Mid-Flood | Sunny             | IS(Mf)6 | 14:49:21 | 1.0      | Surface | 1          | 1         | 20.89           | 8.17 | 26.6          | 94.4  | 7.22     | 3.2            | 3        |
| HKLR    | HY/2011/03 | 2016-01-06        | Mid-Flood | Sunny             | IS(Mf)6 | 14:49:08 | 1.0      | Surface | 1          | 2         | 20.85           | 8.17 | 26.66         | 95    | 7.26     | 3.3            | 3.6      |
| HKLR    | HY/2011/03 | 2016-01-06        | Mid-Flood | Sunny             | IS(Mf)6 | 14:48:59 | 2.2      | Bottom  | 3          | 1         | 20.63           | 8.17 | 27.07         | 94.3  | 7.22     | 3.3            | 3.1      |
| HKLR    | HY/2011/03 | 2016-01-06        | Mid-Flood | Sunny             | IS(Mf)6 | 14:49:13 | 2.2      | Bottom  | 3          | 2         | 20.68           | 8.17 | 27.01         | 94    | 7.2      | 3.2            | 3.4      |
| HKLR    | HY/2011/03 | 2016-01-06        | Mid-Flood | Sunny             | IS7     | 14:56:20 | 1.0      | Surface | 1          | 1         | 20.46           | 8.18 | 26.87         | 95.4  | 7.34     | 3.5            | 3.3      |
| HKLR    | HY/2011/03 | 2016-01-06        | Mid-Flood | Sunny             | IS7     | 14:56:05 | 1.0      | Surface | 1          | 2         | 20.43           | 8.18 | 26.92         | 94.8  | 7.3      | 3.5            | 3.4      |

## Water Quality Monitoring Data

| Project | Works      | Date (yyyy-mm-dd) | Tide      | Weather Condition | Station | Time     | Depth, m | Level   | Level_Code | Replicate | Temperature, °C | pH   | Salinity, ppt | DO, % | DO, mg/L | Turbidity, NTU | SS, mg/L |
|---------|------------|-------------------|-----------|-------------------|---------|----------|----------|---------|------------|-----------|-----------------|------|---------------|-------|----------|----------------|----------|
| HKLR    | HY/2011/03 | 2016-01-06        | Mid-Flood | Sunny             | IS7     | 14:56:11 | 2.2      | Bottom  | 3          | 1         | 20.39           | 8.18 | 26.97         | 95.4  | 7.34     | 3.6            | 3.4      |
| HKLR    | HY/2011/03 | 2016-01-06        | Mid-Flood | Sunny             | IS7     | 14:55:57 | 2.2      | Bottom  | 3          | 2         | 20.38           | 8.17 | 27.07         | 94.2  | 7.25     | 3.5            | 2.6      |
| HKLR    | HY/2011/03 | 2016-01-06        | Mid-Flood | Sunny             | IS8     | 15:25:57 | 1.0      | Surface | 1          | 1         | 20.61           | 8.15 | 25.49         | 93    | 7.19     | 8.4            | 7.3      |
| HKLR    | HY/2011/03 | 2016-01-06        | Mid-Flood | Sunny             | IS8     | 15:25:44 | 1.0      | Surface | 1          | 2         | 20.62           | 8.15 | 25.68         | 92.3  | 7.13     | 8.5            | 8.2      |
| HKLR    | HY/2011/03 | 2016-01-06        | Mid-Flood | Sunny             | IS8     | 15:25:37 | 2.9      | Bottom  | 3          | 1         | 20.62           | 8.15 | 25.96         | 92.7  | 7.15     | 8.7            | 7.2      |
| HKLR    | HY/2011/03 | 2016-01-06        | Mid-Flood | Sunny             | IS8     | 15:25:49 | 2.9      | Bottom  | 3          | 2         | 20.61           | 8.15 | 25.8          | 92.6  | 7.15     | 8.6            | 6.2      |
| HKLR    | HY/2011/03 | 2016-01-06        | Mid-Flood | Sunny             | IS(Mf)9 | 15:03:48 | 1.0      | Surface | 1          | 1         | 20.58           | 8.17 | 26.59         | 97.2  | 7.47     | 3.7            | 2.7      |
| HKLR    | HY/2011/03 | 2016-01-06        | Mid-Flood | Sunny             | IS(Mf)9 | 15:04:06 | 1.0      | Surface | 1          | 2         | 20.62           | 8.17 | 26.55         | 97.4  | 7.49     | 3.6            | 3        |
| HKLR    | HY/2011/03 | 2016-01-06        | Mid-Flood | Sunny             | IS(Mf)9 | 15:03:41 | 2.7      | Bottom  | 3          | 1         | 20.31           | 8.17 | 27.02         | 98.4  | 7.58     | 3.8            | 3.4      |
| HKLR    | HY/2011/03 | 2016-01-06        | Mid-Flood | Sunny             | IS(Mf)9 | 15:03:59 | 2.7      | Bottom  | 3          | 2         | 20.3            | 8.16 | 27.12         | 98.5  | 7.59     | 3.8            | 3        |
| HKLR    | HY/2011/03 | 2016-01-06        | Mid-Flood | Sunny             | IS10    | 16:21:55 | 1.0      | Surface | 1          | 1         | 16.67           | 8.13 | 23.11         | 95.4  | 8.27     | 1.4            | 2.6      |
| HKLR    | HY/2011/03 | 2016-01-06        | Mid-Flood | Sunny             | IS10    | 16:21:07 | 1.0      | Surface | 1          | 2         | 16.42           | 8.11 | 23.95         | 95.6  | 8.23     | 1.3            | 2.8      |
| HKLR    | HY/2011/03 | 2016-01-06        | Mid-Flood | Sunny             | IS10    | 16:21:44 | 5.6      | Middle  | 2          | 1         | 16.43           | 8.1  | 23.36         | 94.7  | 7.95     | 1.7            | 2.8      |
| HKLR    | HY/2011/03 | 2016-01-06        | Mid-Flood | Sunny             | IS10    | 16:21:00 | 5.6      | Middle  | 2          | 2         | 16.35           | 8.1  | 24.59         | 94    | 7.93     | 1.6            | 2.7      |
| HKLR    | HY/2011/03 | 2016-01-06        | Mid-Flood | Sunny             | IS10    | 16:20:52 | 10.2     | Bottom  | 3          | 1         | 16.34           | 8.09 | 26.37         | 93.4  | 7.88     | 2              | 2.6      |
| HKLR    | HY/2011/03 | 2016-01-06        | Mid-Flood | Sunny             | IS10    | 16:21:31 | 10.2     | Bottom  | 3          | 2         | 16.41           | 8.08 | 24.4          | 93.6  | 7.91     | 1.9            | 2.8      |
| HKLR    | HY/2011/03 | 2016-01-06        | Mid-Flood | Sunny             | SR3     | 14:31:41 | 0.7      | Middle  | 2          | 1         | 20.76           | 8.24 | 27.24         | 92    | 7.03     | 18.5           | 9.1      |
| HKLR    | HY/2011/03 | 2016-01-06        | Mid-Flood | Sunny             | SR3     | 14:31:50 | 0.7      | Middle  | 2          | 2         | 20.74           | 8.23 | 27.25         | 92.1  | 7.03     | 18.3           | 8.4      |
| HKLR    | HY/2011/03 | 2016-01-06        | Mid-Flood | Sunny             | SR4     | 15:16:45 | 1.0      | Surface | 1          | 1         | 20.58           | 8.17 | 24.8          | 93.1  | 7.23     | 7.7            | 7.7      |
| HKLR    | HY/2011/03 | 2016-01-06        | Mid-Flood | Sunny             | SR4     | 15:16:29 | 1.0      | Surface | 1          | 2         | 20.59           | 8.17 | 24.83         | 94.1  | 7.31     | 7.7            | 7.9      |
| HKLR    | HY/2011/03 | 2016-01-06        | Mid-Flood | Sunny             | SR4     | 15:16:22 | 2.7      | Bottom  | 3          | 1         | 20.59           | 8.17 | 25.25         | 94.3  | 7.31     | 7.6            | 6.8      |
| HKLR    | HY/2011/03 | 2016-01-06        | Mid-Flood | Sunny             | SR4     | 15:16:34 | 2.7      | Bottom  | 3          | 2         | 20.59           | 8.16 | 25.93         | 93.5  | 7.22     | 7.8            | 7.6      |
| HKLR    | HY/2011/03 | 2016-01-06        | Mid-Flood | Sunny             | SR5     | 16:08:12 | 1.0      | Surface | 1          | 1         | 16.5            | 8.1  | 22.65         | 96.3  | 8.2      | 1.7            | 2.5      |
| HKLR    | HY/2011/03 | 2016-01-06        | Mid-Flood | Sunny             | SR5     | 16:07:42 | 1.0      | Surface | 1          | 2         | 16.6            | 8.1  | 21.2          | 96.1  | 8.23     | 1.6            | 3.4      |
| HKLR    | HY/2011/03 | 2016-01-06        | Mid-Flood | Sunny             | SR5     | 16:07:27 | 4.0      | Bottom  | 3          | 1         | 16.43           | 8.08 | 25.02         | 95.5  | 8.03     | 2.2            | 3        |
| HKLR    | HY/2011/03 | 2016-01-06        | Mid-Flood | Sunny             | SR5     | 16:07:56 | 4.0      | Bottom  | 3          | 2         | 16.52           | 8.07 | 26.49         | 97.2  | 8.09     | 2.3            | 3.8      |
| HKLR    | HY/2011/03 | 2016-01-06        | Mid-Flood | Sunny             | SR10A   | 16:41:59 | 1.0      | Surface | 1          | 1         | 19.93           | 8.15 | 28.18         | 86.9  | 6.7      | 2.2            | 3.5      |
| HKLR    | HY/2011/03 | 2016-01-06        | Mid-Flood | Sunny             | SR10A   | 16:42:44 | 1.0      | Surface | 1          | 2         | 20.07           | 8.16 | 27.59         | 88    | 6.79     | 2.1            | 3.5      |
| HKLR    | HY/2011/03 | 2016-01-06        | Mid-Flood | Sunny             | SR10A   | 16:42:32 | 3.4      | Middle  | 2          | 1         | 19.86           | 8.14 | 29.26         | 85.5  | 6.56     | 2.6            | 2.8      |
| HKLR    | HY/2011/03 | 2016-01-06        | Mid-Flood | Sunny             | SR10A   | 16:41:50 | 3.4      | Middle  | 2          | 2         | 19.86           | 8.14 | 29.27         | 87.4  | 6.71     | 2.7            | 2.6      |
| HKLR    | HY/2011/03 | 2016-01-06        | Mid-Flood | Sunny             | SR10A   | 16:42:20 | 5.7      | Bottom  | 3          | 1         | 19.85           | 8.14 | 29.31         | 86    | 6.6      | 3.3            | 2.3      |
| HKLR    | HY/2011/03 | 2016-01-06        | Mid-Flood | Sunny             | SR10A   | 16:41:40 | 5.7      | Bottom  | 3          | 2         | 19.88           | 8.14 | 29.04         | 87.7  | 6.74     | 3.1            | 2.3      |
| HKLR    | HY/2011/03 | 2016-01-06        | Mid-Flood | Sunny             | SR10B   | 16:52:07 | 1.0      | Surface | 1          | 1         | 20.23           | 8.18 | 25.38         | 90.6  | 7.06     | 1.6            | 2.6      |
| HKLR    | HY/2011/03 | 2016-01-06        | Mid-Flood | Sunny             | SR10B   | 16:51:49 | 1.0      | Surface | 1          | 2         | 20.04           | 8.16 | 26.51         | 89.7  | 6.97     | 1.6            | 2.8      |
| HKLR    | HY/2011/03 | 2016-01-06        | Mid-Flood | Sunny             | SR10B   | 16:51:58 | 4.1      | Bottom  | 3          | 1         | 19.95           | 8.14 | 29.2          | 90.1  | 6.9      | 1.5            | 2.5      |
| HKLR    | HY/2011/03 | 2016-01-06        | Mid-Flood | Sunny             | SR10B   | 16:51:42 | 4.1      | Bottom  | 3          | 2         | 20.05           | 8.15 | 29.1          | 90.1  | 6.89     | 1.5            | 2.8      |
| HKLR    | HY/2011/03 | 2016-01-06        | Mid-Flood | Sunny             | CS2     | 14:54:22 | 1.0      | Surface | 1          | 1         | 16.77           | 8.14 | 24.72         | 94.9  | 7.94     | 2.2            | 2.5      |
| HKLR    | HY/2011/03 | 2016-01-06        | Mid-Flood | Sunny             | CS2     | 14:53:41 | 1.0      | Surface | 1          | 2         | 16.82           | 8.14 | 25.39         | 94.6  | 7.87     | 2              | 2.5      |
| HKLR    | HY/2011/03 | 2016-01-06        | Mid-Flood | Sunny             | CS2     | 14:53:31 | 4.1      | Middle  | 2          | 1         | 16.43           | 8.12 | 29.77         | 93    | 7.59     | 2.2            | 2.5      |
| HKLR    | HY/2011/03 | 2016-01-06        | Mid-Flood | Sunny             | CS2     | 14:54:08 | 4.1      | Middle  | 2          | 2         | 16.4            | 8.1  | 30.63         | 93.6  | 7.61     | 2.3            | 3.1      |
| HKLR    | HY/2011/03 | 2016-01-06        | Mid-Flood | Sunny             | CS2     | 14:53:17 | 7.2      | Bottom  | 3          | 1         | 16.38           | 8.11 | 31.78         | 93.1  | 7.52     | 2.5            | 2.5      |
| HKLR    | HY/2011/03 | 2016-01-06        | Mid-Flood | Sunny             | CS2     | 14:53:56 | 7.2      | Bottom  | 3          | 2         | 16.42           | 8.08 | 31.75         | 94.5  | 7.62     | 2.5            | 3        |
| HKLR    | HY/2011/03 | 2016-01-06        | Mid-Flood | Sunny             | CS(Mf)5 | 15:58:50 | 1.0      | Surface | 1          | 1         | 20.18           | 8.16 | 26.93         | 91.3  | 7.06     | 2.4            | 3.1      |
| HKLR    | HY/2011/03 | 2016-01-06        | Mid-Flood | Sunny             | CS(Mf)5 | 15:59:28 | 1.0      | Surface | 1          | 2         | 20.17           | 8.16 | 27.36         | 89.1  | 6.88     | 2.4            | 2.2      |
| HKLR    | HY/2011/03 | 2016-01-06        | Mid-Flood | Sunny             | CS(Mf)5 | 15:58:40 | 6.4      | Middle  | 2          | 1         | 19.88           | 8.13 | 29.31         | 88.8  | 6.81     | 2.4            | 2.3      |
| HKLR    | HY/2011/03 | 2016-01-06        | Mid-Flood | Sunny             | CS(Mf)5 | 15:59:14 | 6.4      | Middle  | 2          | 2         | 19.86           | 8.13 | 29.33         | 87    | 6.67     | 2.4            | 2.9      |
| HKLR    | HY/2011/03 | 2016-01-06        | Mid-Flood | Sunny             | CS(Mf)5 | 15:59:06 | 11.7     | Bottom  | 3          | 1         | 19.86           | 8.13 | 29.34         | 88.2  | 6.76     | 2.6            | 3.5      |
| HKLR    | HY/2011/03 | 2016-01-06        | Mid-Flood | Sunny             | CS(Mf)5 | 15:58:31 | 11.7     | Bottom  | 3          | 2         | 20.06           | 8.14 | 29.19         | 90.6  | 6.93     | 2.5            | 2.4      |
| HKLR    | HY/2011/03 | 2016-01-08        | Mid-Ebb   | Sunny             | ISS     | 13:02:35 | 1.0      | Surface | 1          | 1         | 20.13           | 8.18 | 26.71         | 93.9  | 7.28     | 5.3            | 6.1      |
| HKLR    | HY/2011/03 | 2016-01-08        | Mid-Ebb   | Sunny             | ISS     | 13:02:10 | 1.0      | Surface | 1          | 2         | 20.12           | 8.18 | 26.72         | 94.9  | 7.35     | 5.3            | 5.8      |
| HKLR    | HY/2011/03 | 2016-01-08        | Mid-Ebb   | Sunny             | ISS     | 13:02:03 | 4.2      | Middle  | 2          | 1         | 20.12           | 8.18 | 26.72         | 94    | 7.28     | 5.2            | 7.6      |
| HKLR    | HY/2011/03 | 2016-01-08        | Mid-Ebb   | Sunny             | ISS     | 13:02:28 | 4.2      | Middle  | 2          | 2         | 20.12           | 8.18 | 26.72         | 93.6  | 7.25     | 5.3            | 7        |

## Water Quality Monitoring Data

| Project | Works      | Date (yyyy-mm-dd) | Tide    | Weather Condition | Station | Time     | Depth, m | Level   | Level_Code | Replicate | Temperature, °C | pH   | Salinity, ppt | DO, % | DO, mg/L | Turbidity, NTU | SS, mg/L |
|---------|------------|-------------------|---------|-------------------|---------|----------|----------|---------|------------|-----------|-----------------|------|---------------|-------|----------|----------------|----------|
| HKLR    | HY/2011/03 | 2016-01-08        | Mid-Ebb | Sunny             | IS5     | 13:01:52 | 7.4      | Bottom  | 3          | 1         | 20.13           | 8.18 | 26.71         | 93.5  | 7.25     | 5.3            | 6.7      |
| HKLR    | HY/2011/03 | 2016-01-08        | Mid-Ebb | Sunny             | IS5     | 13:02:19 | 7.4      | Bottom  | 3          | 2         | 20.13           | 8.18 | 26.71         | 93.3  | 7.23     | 5.4            | 6.8      |
| HKLR    | HY/2011/03 | 2016-01-08        | Mid-Ebb | Sunny             | IS(Mf)6 | 12:52:56 | 1.0      | Surface | 1          | 1         | 20.15           | 8.18 | 26.8          | 94.1  | 7.29     | 7.3            | 5.7      |
| HKLR    | HY/2011/03 | 2016-01-08        | Mid-Ebb | Sunny             | IS(Mf)6 | 12:53:13 | 1.0      | Surface | 1          | 2         | 20.16           | 8.18 | 26.79         | 93.6  | 7.24     | 7.1            | 5.5      |
| HKLR    | HY/2011/03 | 2016-01-08        | Mid-Ebb | Sunny             | IS(Mf)6 | 12:53:03 | 2.2      | Bottom  | 3          | 1         | 20.13           | 8.18 | 26.89         | 93.2  | 7.22     | 7.5            | 5        |
| HKLR    | HY/2011/03 | 2016-01-08        | Mid-Ebb | Sunny             | IS(Mf)6 | 12:52:50 | 2.2      | Bottom  | 3          | 2         | 20.13           | 8.18 | 26.87         | 93.3  | 7.22     | 7.5            | 5.9      |
| HKLR    | HY/2011/03 | 2016-01-08        | Mid-Ebb | Sunny             | IS7     | 12:44:54 | 1.0      | Surface | 1          | 1         | 20.18           | 8.19 | 26.5          | 96.5  | 7.48     | 3.5            | 3        |
| HKLR    | HY/2011/03 | 2016-01-08        | Mid-Ebb | Sunny             | IS7     | 12:45:09 | 1.0      | Surface | 1          | 2         | 20.18           | 8.19 | 26.51         | 96    | 7.44     | 3.5            | 3.7      |
| HKLR    | HY/2011/03 | 2016-01-08        | Mid-Ebb | Sunny             | IS7     | 12:44:59 | 2.1      | Bottom  | 3          | 1         | 20.16           | 8.19 | 26.72         | 95.9  | 7.42     | 3.5            | 2.6      |
| HKLR    | HY/2011/03 | 2016-01-08        | Mid-Ebb | Sunny             | IS7     | 12:44:45 | 2.1      | Bottom  | 3          | 2         | 20.17           | 8.19 | 26.66         | 96.3  | 7.46     | 3.5            | 3.3      |
| HKLR    | HY/2011/03 | 2016-01-08        | Mid-Ebb | Sunny             | IS8     | 12:24:12 | 1.0      | Surface | 1          | 1         | 20.18           | 8.2  | 27            | 96.1  | 7.43     | 2.1            | 3.4      |
| HKLR    | HY/2011/03 | 2016-01-08        | Mid-Ebb | Sunny             | IS8     | 12:24:46 | 1.0      | Surface | 1          | 2         | 20.18           | 8.2  | 26.49         | 98.9  | 7.66     | 2.2            | 4.1      |
| HKLR    | HY/2011/03 | 2016-01-08        | Mid-Ebb | Sunny             | IS8     | 12:24:28 | 2.8      | Bottom  | 3          | 1         | 19.86           | 8.19 | 27.39         | 97.2  | 7.54     | 2.2            | 3.7      |
| HKLR    | HY/2011/03 | 2016-01-08        | Mid-Ebb | Sunny             | IS8     | 12:23:56 | 2.8      | Bottom  | 3          | 2         | 19.93           | 8.19 | 27.49         | 94.8  | 7.34     | 2.2            | 2.6      |
| HKLR    | HY/2011/03 | 2016-01-08        | Mid-Ebb | Sunny             | IS(Mf)9 | 12:37:41 | 1.0      | Surface | 1          | 1         | 20.06           | 8.2  | 26.75         | 96.6  | 7.49     | 2.8            | 4.2      |
| HKLR    | HY/2011/03 | 2016-01-08        | Mid-Ebb | Sunny             | IS(Mf)9 | 12:37:53 | 1.0      | Surface | 1          | 2         | 20.02           | 8.19 | 26.83         | 96.6  | 7.5      | 2.8            | 4.9      |
| HKLR    | HY/2011/03 | 2016-01-08        | Mid-Ebb | Sunny             | IS(Mf)9 | 12:37:36 | 2.7      | Bottom  | 3          | 1         | 20.13           | 8.19 | 26.79         | 96    | 7.44     | 2.8            | 4.4      |
| HKLR    | HY/2011/03 | 2016-01-08        | Mid-Ebb | Sunny             | IS(Mf)9 | 12:37:48 | 2.7      | Bottom  | 3          | 2         | 20.11           | 8.19 | 26.88         | 96    | 7.43     | 3              | 5.7      |
| HKLR    | HY/2011/03 | 2016-01-08        | Mid-Ebb | Sunny             | IS10    | 12:03:01 | 1.0      | Surface | 1          | 1         | 16.55           | 8.12 | 25.41         | 98.9  | 8.27     | 2.9            | 2.4      |
| HKLR    | HY/2011/03 | 2016-01-08        | Mid-Ebb | Sunny             | IS10    | 12:02:29 | 1.0      | Surface | 1          | 2         | 16.55           | 8.12 | 25.42         | 99    | 8.28     | 2.9            | 2.4      |
| HKLR    | HY/2011/03 | 2016-01-08        | Mid-Ebb | Sunny             | IS10    | 12:02:15 | 5.2      | Middle  | 2          | 1         | 16.47           | 8.13 | 26.71         | 98.8  | 8.21     | 2.7            | 2.6      |
| HKLR    | HY/2011/03 | 2016-01-08        | Mid-Ebb | Sunny             | IS10    | 12:02:47 | 5.2      | Middle  | 2          | 2         | 16.47           | 8.12 | 26.61         | 98.6  | 8.2      | 3              | 4        |
| HKLR    | HY/2011/03 | 2016-01-08        | Mid-Ebb | Sunny             | IS10    | 12:02:40 | 9.4      | Bottom  | 3          | 1         | 16.48           | 8.12 | 26.63         | 98.5  | 8.19     | 3.1            | 2.4      |
| HKLR    | HY/2011/03 | 2016-01-08        | Mid-Ebb | Sunny             | IS10    | 12:02:09 | 9.4      | Bottom  | 3          | 2         | 16.48           | 8.12 | 26.73         | 98.5  | 8.18     | 2.8            | 2.6      |
| HKLR    | HY/2011/03 | 2016-01-08        | Mid-Ebb | Sunny             | SR3     | 13:11:09 | 0.7      | Middle  | 2          | 1         | 20.14           | 8.18 | 26.71         | 94.6  | 7.33     | 4.5            | 7        |
| HKLR    | HY/2011/03 | 2016-01-08        | Mid-Ebb | Sunny             | SR3     | 13:11:14 | 0.7      | Middle  | 2          | 2         | 20.15           | 8.18 | 26.71         | 94.8  | 7.34     | 4.5            | 6.7      |
| HKLR    | HY/2011/03 | 2016-01-08        | Mid-Ebb | Sunny             | SR4     | 12:29:58 | 1.0      | Surface | 1          | 1         | 19.89           | 8.2  | 27.42         | 95.5  | 7.4      | 1.9            | 3        |
| HKLR    | HY/2011/03 | 2016-01-08        | Mid-Ebb | Sunny             | SR4     | 12:30:24 | 1.0      | Surface | 1          | 2         | 20.1            | 8.2  | 27.09         | 95.9  | 7.42     | 1.8            | 3.1      |
| HKLR    | HY/2011/03 | 2016-01-08        | Mid-Ebb | Sunny             | SR4     | 12:29:45 | 2.8      | Bottom  | 3          | 1         | 19.88           | 8.2  | 27.58         | 95.9  | 7.43     | 1.8            | 2.5      |
| HKLR    | HY/2011/03 | 2016-01-08        | Mid-Ebb | Sunny             | SR4     | 12:30:11 | 2.8      | Bottom  | 3          | 2         | 19.9            | 8.2  | 27.55         | 94.7  | 7.33     | 1.8            | 3        |
| HKLR    | HY/2011/03 | 2016-01-08        | Mid-Ebb | Sunny             | SR5     | 12:09:02 | 1.0      | Surface | 1          | 1         | 16.56           | 8.11 | 25.05         | 99    | 8.3      | 2.9            | 2.3      |
| HKLR    | HY/2011/03 | 2016-01-08        | Mid-Ebb | Sunny             | SR5     | 12:08:34 | 1.0      | Surface | 1          | 2         | 16.5            | 8.12 | 25.14         | 101.8 | 8.54     | 3              | 3.3      |
| HKLR    | HY/2011/03 | 2016-01-08        | Mid-Ebb | Sunny             | SR5     | 12:08:25 | 4.1      | Bottom  | 3          | 1         | 16.44           | 8.11 | 26.3          | 101.2 | 8.44     | 3              | 2.7      |
| HKLR    | HY/2011/03 | 2016-01-08        | Mid-Ebb | Sunny             | SR5     | 12:08:40 | 4.1      | Bottom  | 3          | 2         | 16.49           | 8.11 | 26.23         | 101.6 | 8.46     | 3              | 2.8      |
| HKLR    | HY/2011/03 | 2016-01-08        | Mid-Ebb | Sunny             | SR10A   | 11:12:10 | 1.0      | Surface | 1          | 1         | 19.99           | 8.13 | 28.18         | 89.9  | 6.93     | 1.8            | 2.4      |
| HKLR    | HY/2011/03 | 2016-01-08        | Mid-Ebb | Sunny             | SR10A   | 11:11:49 | 1.0      | Surface | 1          | 2         | 19.99           | 8.12 | 28.13         | 90.4  | 6.96     | 1.9            | 2.7      |
| HKLR    | HY/2011/03 | 2016-01-08        | Mid-Ebb | Sunny             | SR10A   | 11:12:03 | 3.2      | Middle  | 2          | 1         | 19.98           | 8.13 | 28.17         | 89.8  | 6.92     | 1.8            | 2.8      |
| HKLR    | HY/2011/03 | 2016-01-08        | Mid-Ebb | Sunny             | SR10A   | 11:11:43 | 3.2      | Middle  | 2          | 2         | 19.98           | 8.12 | 28.13         | 90.8  | 7        | 1.8            | 2.6      |
| HKLR    | HY/2011/03 | 2016-01-08        | Mid-Ebb | Sunny             | SR10A   | 11:11:34 | 5.4      | Bottom  | 3          | 1         | 19.98           | 8.12 | 28.11         | 90.7  | 6.99     | 1.8            | 3.6      |
| HKLR    | HY/2011/03 | 2016-01-08        | Mid-Ebb | Sunny             | SR10A   | 11:11:56 | 5.4      | Bottom  | 3          | 2         | 19.99           | 8.13 | 28.15         | 90.5  | 6.97     | 1.9            | 4        |
| HKLR    | HY/2011/03 | 2016-01-08        | Mid-Ebb | Sunny             | SR10B   | 11:03:18 | 1.0      | Surface | 1          | 1         | 19.99           | 8.1  | 27.78         | 90.5  | 6.98     | 1.1            | 2.9      |
| HKLR    | HY/2011/03 | 2016-01-08        | Mid-Ebb | Sunny             | SR10B   | 11:02:48 | 1.0      | Surface | 1          | 2         | 19.99           | 8.09 | 27.56         | 93.4  | 7.22     | 1.2            | 2.4      |
| HKLR    | HY/2011/03 | 2016-01-08        | Mid-Ebb | Sunny             | SR10B   | 11:02:38 | 4.1      | Bottom  | 3          | 1         | 19.97           | 8.08 | 27.5          | 90.4  | 6.99     | 1.1            | 2.6      |
| HKLR    | HY/2011/03 | 2016-01-08        | Mid-Ebb | Sunny             | SR10B   | 11:03:10 | 4.1      | Bottom  | 3          | 2         | 19.97           | 8.1  | 27.82         | 89.8  | 6.93     | 1.2            | 2.3      |
| HKLR    | HY/2011/03 | 2016-01-08        | Mid-Ebb | Sunny             | CS2     | 13:26:12 | 1.0      | Surface | 1          | 1         | 16.57           | 8.12 | 24.62         | 98.7  | 8.29     | 2.8            | 3.3      |
| HKLR    | HY/2011/03 | 2016-01-08        | Mid-Ebb | Sunny             | CS2     | 13:26:49 | 1.0      | Surface | 1          | 2         | 16.6            | 8.13 | 24.61         | 101.5 | 8.52     | 2.8            | 2.3      |
| HKLR    | HY/2011/03 | 2016-01-08        | Mid-Ebb | Sunny             | CS2     | 13:26:34 | 3.9      | Middle  | 2          | 1         | 16.44           | 8.13 | 25.73         | 100.7 | 8.42     | 2.7            | 2.8      |
| HKLR    | HY/2011/03 | 2016-01-08        | Mid-Ebb | Sunny             | CS2     | 13:25:58 | 3.9      | Middle  | 2          | 2         | 16.43           | 8.12 | 25.65         | 98.5  | 8.25     | 2.7            | 3.5      |
| HKLR    | HY/2011/03 | 2016-01-08        | Mid-Ebb | Sunny             | CS2     | 13:26:27 | 6.7      | Bottom  | 3          | 1         | 16.44           | 8.13 | 25.76         | 100.6 | 8.41     | 2.7            | 2.6      |
| HKLR    | HY/2011/03 | 2016-01-08        | Mid-Ebb | Sunny             | CS2     | 13:25:46 | 6.7      | Bottom  | 3          | 2         | 16.45           | 8.11 | 25.67         | 98.2  | 8.21     | 2.5            | 2.8      |
| HKLR    | HY/2011/03 | 2016-01-08        | Mid-Ebb | Sunny             | CS(Mf)5 | 11:51:56 | 1.0      | Surface | 1          | 1         | 20.05           | 8.19 | 28.06         | 93.6  | 7.21     | 1.3            | 2.6      |
| HKLR    | HY/2011/03 | 2016-01-08        | Mid-Ebb | Sunny             | CS(Mf)5 | 11:51:20 | 1.0      | Surface | 1          | 2         | 20.05           | 8.19 | 28.06         | 93    | 7.16     | 1.3            | 2.2      |

## Water Quality Monitoring Data

| Project | Works      | Date (yyyy-mm-dd) | Tide      | Weather Condition | Station | Time     | Depth, m | Level   | Level_Code | Replicate | Temperature, °C | pH   | Salinity, ppt | DO, % | DO, mg/L | Turbidity, NTU | SS, mg/L |
|---------|------------|-------------------|-----------|-------------------|---------|----------|----------|---------|------------|-----------|-----------------|------|---------------|-------|----------|----------------|----------|
| HKLR    | HY/2011/03 | 2016-01-08        | Mid-Ebb   | Sunny             | CS(Mf)5 | 11:51:10 | 6.2      | Middle  | 2          | 1         | 19.98           | 8.18 | 28.68         | 90.3  | 6.94     | 1.2            | 3.1      |
| HKLR    | HY/2011/03 | 2016-01-08        | Mid-Ebb   | Sunny             | CS(Mf)5 | 11:51:44 | 6.2      | Middle  | 2          | 2         | 19.98           | 8.17 | 28.69         | 91.3  | 7.01     | 1.3            | 2.2      |
| HKLR    | HY/2011/03 | 2016-01-08        | Mid-Ebb   | Sunny             | CS(Mf)5 | 11:50:59 | 11.4     | Bottom  | 3          | 1         | 19.99           | 8.18 | 28.74         | 90.6  | 6.96     | 1.3            | 2.4      |
| HKLR    | HY/2011/03 | 2016-01-08        | Mid-Ebb   | Sunny             | CS(Mf)5 | 11:51:31 | 11.4     | Bottom  | 3          | 2         | 20              | 8.18 | 28.69         | 90.4  | 6.94     | 1.3            | 2.9      |
| HKLR    | HY/2011/03 | 2016-01-08        | Mid-Flood | Sunny             | IS5     | 16:01:36 | 1.0      | Surface | 1          | 1         | 20.24           | 8.24 | 28.2          | 92.2  | 7.06     | 5.7            | 12.4     |
| HKLR    | HY/2011/03 | 2016-01-08        | Mid-Flood | Sunny             | IS5     | 16:02:02 | 1.0      | Surface | 1          | 2         | 20.21           | 8.23 | 28.28         | 92.2  | 7.07     | 5.8            | 12.5     |
| HKLR    | HY/2011/03 | 2016-01-08        | Mid-Flood | Sunny             | IS5     | 16:01:29 | 4.3      | Middle  | 2          | 1         | 20.14           | 8.23 | 28.53         | 93    | 7.13     | 5.7            | 12.2     |
| HKLR    | HY/2011/03 | 2016-01-08        | Mid-Flood | Sunny             | IS5     | 16:01:55 | 4.3      | Middle  | 2          | 2         | 20.15           | 8.23 | 28.52         | 90.8  | 6.96     | 5.7            | 12.3     |
| HKLR    | HY/2011/03 | 2016-01-08        | Mid-Flood | Sunny             | IS5     | 16:01:45 | 7.5      | Bottom  | 3          | 1         | 20.18           | 8.23 | 28.8          | 91.9  | 7.03     | 5.9            | 11.9     |
| HKLR    | HY/2011/03 | 2016-01-08        | Mid-Flood | Sunny             | IS5     | 16:01:21 | 7.5      | Bottom  | 3          | 2         | 20.19           | 8.23 | 28.62         | 93.7  | 7.17     | 5.8            | 10.2     |
| HKLR    | HY/2011/03 | 2016-01-08        | Mid-Flood | Sunny             | IS(Mf)6 | 16:09:19 | 1.0      | Surface | 1          | 1         | 20.41           | 8.22 | 27.94         | 96.4  | 7.38     | 5.1            | 5.8      |
| HKLR    | HY/2011/03 | 2016-01-08        | Mid-Flood | Sunny             | IS(Mf)6 | 16:09:31 | 1.0      | Surface | 1          | 2         | 20.38           | 8.22 | 27.96         | 96.1  | 7.36     | 5.1            | 6.6      |
| HKLR    | HY/2011/03 | 2016-01-08        | Mid-Flood | Sunny             | IS(Mf)6 | 16:09:24 | 2.3      | Bottom  | 3          | 1         | 20.4            | 8.22 | 27.99         | 95.5  | 7.31     | 5              | 5.8      |
| HKLR    | HY/2011/03 | 2016-01-08        | Mid-Flood | Sunny             | IS(Mf)6 | 16:09:12 | 2.3      | Bottom  | 3          | 2         | 20.37           | 8.21 | 28.04         | 96.2  | 7.36     | 5.1            | 5.7      |
| HKLR    | HY/2011/03 | 2016-01-08        | Mid-Flood | Sunny             | IS7     | 16:17:52 | 1.0      | Surface | 1          | 1         | 20.28           | 8.21 | 28.04         | 96    | 7.36     | 4.9            | 5.2      |
| HKLR    | HY/2011/03 | 2016-01-08        | Mid-Flood | Sunny             | IS7     | 16:17:41 | 1.0      | Surface | 1          | 2         | 20.3            | 8.21 | 28.01         | 95.9  | 7.35     | 4.8            | 5.1      |
| HKLR    | HY/2011/03 | 2016-01-08        | Mid-Flood | Sunny             | IS7     | 16:17:35 | 2.3      | Bottom  | 3          | 1         | 20.35           | 8.21 | 28.02         | 95.8  | 7.34     | 4.8            | 7.2      |
| HKLR    | HY/2011/03 | 2016-01-08        | Mid-Flood | Sunny             | IS7     | 16:17:46 | 2.3      | Bottom  | 3          | 2         | 20.29           | 8.21 | 28.08         | 95.6  | 7.32     | 4.8            | 5.8      |
| HKLR    | HY/2011/03 | 2016-01-08        | Mid-Flood | Sunny             | IS8     | 16:36:31 | 1.0      | Surface | 1          | 1         | 20.27           | 8.22 | 27.99         | 96    | 7.37     | 7.6            | 6.5      |
| HKLR    | HY/2011/03 | 2016-01-08        | Mid-Flood | Sunny             | IS8     | 16:36:47 | 1.0      | Surface | 1          | 2         | 20.35           | 8.22 | 27.8          | 98.4  | 7.55     | 7.4            | 6.1      |
| HKLR    | HY/2011/03 | 2016-01-08        | Mid-Flood | Sunny             | IS8     | 16:36:23 | 3.1      | Bottom  | 3          | 1         | 20.17           | 8.21 | 28.51         | 95.5  | 7.32     | 7.6            | 6.3      |
| HKLR    | HY/2011/03 | 2016-01-08        | Mid-Flood | Sunny             | IS8     | 16:36:37 | 3.1      | Bottom  | 3          | 2         | 20.25           | 8.21 | 28.32         | 96.6  | 7.4      | 7.5            | 7.3      |
| HKLR    | HY/2011/03 | 2016-01-08        | Mid-Flood | Sunny             | IS(Mf)9 | 16:23:28 | 1.0      | Surface | 1          | 1         | 20.33           | 8.22 | 27.93         | 99.3  | 7.61     | 3.2            | 6.2      |
| HKLR    | HY/2011/03 | 2016-01-08        | Mid-Flood | Sunny             | IS(Mf)9 | 16:23:48 | 1.0      | Surface | 1          | 2         | 20.27           | 8.22 | 27.97         | 99.9  | 7.66     | 3.1            | 5.1      |
| HKLR    | HY/2011/03 | 2016-01-08        | Mid-Flood | Sunny             | IS(Mf)9 | 16:23:20 | 2.7      | Bottom  | 3          | 1         | 20.04           | 8.22 | 28.46         | 98.8  | 7.59     | 3.1            | 4.6      |
| HKLR    | HY/2011/03 | 2016-01-08        | Mid-Flood | Sunny             | IS(Mf)9 | 16:23:41 | 2.7      | Bottom  | 3          | 2         | 20.03           | 8.22 | 28.46         | 99.6  | 7.65     | 3.1            | 4.6      |
| HKLR    | HY/2011/03 | 2016-01-08        | Mid-Flood | Sunny             | IS10    | 16:58:27 | 1.0      | Surface | 1          | 1         | 16.73           | 8.14 | 26.28         | 102.5 | 8.5      | 2.8            | 2.6      |
| HKLR    | HY/2011/03 | 2016-01-08        | Mid-Flood | Sunny             | IS10    | 16:59:10 | 1.0      | Surface | 1          | 2         | 16.74           | 8.14 | 26.03         | 102.3 | 8.49     | 2.8            | 2.9      |
| HKLR    | HY/2011/03 | 2016-01-08        | Mid-Flood | Sunny             | IS10    | 16:58:12 | 5.3      | Middle  | 2          | 1         | 16.66           | 8.13 | 26.86         | 102.2 | 8.45     | 3.1            | 3.6      |
| HKLR    | HY/2011/03 | 2016-01-08        | Mid-Flood | Sunny             | IS10    | 16:58:58 | 5.3      | Middle  | 2          | 2         | 16.69           | 8.14 | 26.19         | 101.8 | 8.46     | 2.9            | 2.2      |
| HKLR    | HY/2011/03 | 2016-01-08        | Mid-Flood | Sunny             | IS10    | 16:58:44 | 9.6      | Bottom  | 3          | 1         | 16.65           | 8.14 | 26.48         | 101.9 | 8.45     | 2.9            | 2.6      |
| HKLR    | HY/2011/03 | 2016-01-08        | Mid-Flood | Sunny             | IS10    | 16:58:06 | 9.6      | Bottom  | 3          | 2         | 16.65           | 8.13 | 27.2          | 102.2 | 8.44     | 3              | 3.8      |
| HKLR    | HY/2011/03 | 2016-01-08        | Mid-Flood | Sunny             | SR3     | 15:50:34 | 0.7      | Middle  | 2          | 1         | 20.29           | 8.29 | 27.57         | 95.2  | 7.32     | 10.4           | 11.6     |
| HKLR    | HY/2011/03 | 2016-01-08        | Mid-Flood | Sunny             | SR3     | 15:50:28 | 0.7      | Middle  | 2          | 2         | 20.28           | 8.29 | 27.54         | 96.4  | 7.41     | 10.2           | 11       |
| HKLR    | HY/2011/03 | 2016-01-08        | Mid-Flood | Sunny             | SR4     | 16:29:30 | 1.0      | Surface | 1          | 1         | 20.35           | 8.22 | 27.86         | 100.5 | 7.7      | 6.8            | 6.2      |
| HKLR    | HY/2011/03 | 2016-01-08        | Mid-Flood | Sunny             | SR4     | 16:29:17 | 1.0      | Surface | 1          | 2         | 20.31           | 8.22 | 27.92         | 99.7  | 7.64     | 6.7            | 5.9      |
| HKLR    | HY/2011/03 | 2016-01-08        | Mid-Flood | Sunny             | SR4     | 16:29:22 | 2.7      | Bottom  | 3          | 1         | 20.34           | 8.22 | 28.01         | 99.5  | 7.62     | 6.8            | 7.7      |
| HKLR    | HY/2011/03 | 2016-01-08        | Mid-Flood | Sunny             | SR4     | 16:29:12 | 2.7      | Bottom  | 3          | 2         | 20.32           | 8.22 | 28.08         | 99.4  | 7.61     | 6.8            | 7.9      |
| HKLR    | HY/2011/03 | 2016-01-08        | Mid-Flood | Sunny             | SR5     | 16:49:18 | 1.0      | Surface | 1          | 1         | 16.73           | 8.14 | 26.99         | 103   | 8.5      | 2.6            | 2.4      |
| HKLR    | HY/2011/03 | 2016-01-08        | Mid-Flood | Sunny             | SR5     | 16:48:55 | 1.0      | Surface | 1          | 2         | 16.72           | 8.13 | 27.31         | 102.9 | 8.48     | 2.8            | 2.8      |
| HKLR    | HY/2011/03 | 2016-01-08        | Mid-Flood | Sunny             | SR5     | 16:49:07 | 3.8      | Bottom  | 3          | 1         | 16.72           | 8.13 | 27.25         | 102.9 | 8.49     | 2.7            | 2.6      |
| HKLR    | HY/2011/03 | 2016-01-08        | Mid-Flood | Sunny             | SR5     | 16:48:48 | 3.8      | Bottom  | 3          | 2         | 16.71           | 8.13 | 27.49         | 102.9 | 8.47     | 2.8            | 2.8      |
| HKLR    | HY/2011/03 | 2016-01-08        | Mid-Flood | Sunny             | SR10A   | 18:02:59 | 1.0      | Surface | 1          | 1         | 20.19           | 8.21 | 28.45         | 95    | 7.28     | 1.5            | 2.2      |
| HKLR    | HY/2011/03 | 2016-01-08        | Mid-Flood | Sunny             | SR10A   | 18:03:31 | 1.0      | Surface | 1          | 2         | 20.19           | 8.21 | 28.46         | 95.6  | 7.32     | 1.5            | 2.6      |
| HKLR    | HY/2011/03 | 2016-01-08        | Mid-Flood | Sunny             | SR10A   | 18:02:51 | 3.3      | Middle  | 2          | 1         | 20.18           | 8.21 | 28.54         | 95.7  | 7.33     | 1.5            | 3        |
| HKLR    | HY/2011/03 | 2016-01-08        | Mid-Flood | Sunny             | SR10A   | 18:03:23 | 3.3      | Middle  | 2          | 2         | 20.18           | 8.21 | 28.57         | 95.7  | 7.33     | 1.5            | 2.8      |
| HKLR    | HY/2011/03 | 2016-01-08        | Mid-Flood | Sunny             | SR10A   | 18:03:16 | 5.6      | Bottom  | 3          | 1         | 20.17           | 8.2  | 28.7          | 94.6  | 7.24     | 1.4            | 2        |
| HKLR    | HY/2011/03 | 2016-01-08        | Mid-Flood | Sunny             | SR10A   | 18:02:42 | 5.6      | Bottom  | 3          | 2         | 20.13           | 8.2  | 28.8          | 95.8  | 7.33     | 1.5            | 2        |
| HKLR    | HY/2011/03 | 2016-01-08        | Mid-Flood | Sunny             | SR10B   | 18:11:42 | 1.0      | Surface | 1          | 1         | 20.19           | 8.21 | 28.45         | 96    | 7.36     | 1.5            | 3        |
| HKLR    | HY/2011/03 | 2016-01-08        | Mid-Flood | Sunny             | SR10B   | 18:11:28 | 1.0      | Surface | 1          | 2         | 20.19           | 8.21 | 28.46         | 96.4  | 7.38     | 1.4            | 2.2      |
| HKLR    | HY/2011/03 | 2016-01-08        | Mid-Flood | Sunny             | SR10B   | 18:11:22 | 4.5      | Bottom  | 3          | 1         | 20.19           | 8.21 | 28.48         | 96.1  | 7.36     | 1.5            | 2.3      |
| HKLR    | HY/2011/03 | 2016-01-08        | Mid-Flood | Sunny             | SR10B   | 18:11:35 | 4.5      | Bottom  | 3          | 2         | 20.19           | 8.21 | 28.48         | 96.3  | 7.37     | 1.6            | 2.3      |

## Water Quality Monitoring Data

| Project | Works      | Date (yyyy-mm-dd) | Tide      | Weather Condition | Station | Time     | Depth, m | Level   | Level_Code | Replicate | Temperature, °C | pH   | Salinity, ppt | DO, % | DO, mg/L | Turbidity, NTU | SS, mg/L |
|---------|------------|-------------------|-----------|-------------------|---------|----------|----------|---------|------------|-----------|-----------------|------|---------------|-------|----------|----------------|----------|
| HKLR    | HY/2011/03 | 2016-01-08        | Mid-Flood | Sunny             | CS2     | 15:39:34 | 1.0      | Surface | 1          | 1         | 16.63           | 8.19 | 30.73         | 99.1  | 8.02     | 3.6            | 3.5      |
| HKLR    | HY/2011/03 | 2016-01-08        | Mid-Flood | Sunny             | CS2     | 15:40:05 | 1.0      | Surface | 1          | 2         | 16.63           | 8.17 | 30.71         | 98.8  | 7.99     | 3.4            | 2.3      |
| HKLR    | HY/2011/03 | 2016-01-08        | Mid-Flood | Sunny             | CS2     | 15:39:56 | 3.8      | Middle  | 2          | 1         | 16.53           | 8.18 | 31.21         | 98.6  | 7.97     | 3.7            | 2.6      |
| HKLR    | HY/2011/03 | 2016-01-08        | Mid-Flood | Sunny             | CS2     | 15:39:23 | 3.8      | Middle  | 2          | 2         | 16.59           | 8.2  | 31.06         | 98.7  | 7.97     | 4              | 2.8      |
| HKLR    | HY/2011/03 | 2016-01-08        | Mid-Flood | Sunny             | CS2     | 15:38:58 | 6.6      | Bottom  | 3          | 1         | 16.38           | 8.2  | 32.25         | 98.5  | 7.93     | 3.9            | 2.3      |
| HKLR    | HY/2011/03 | 2016-01-08        | Mid-Flood | Sunny             | CS2     | 15:39:46 | 6.6      | Bottom  | 3          | 2         | 16.43           | 8.17 | 32.01         | 100.8 | 8.12     | 3.7            | 2.6      |
| HKLR    | HY/2011/03 | 2016-01-08        | Mid-Flood | Sunny             | CS(Mf)5 | 17:16:34 | 1.0      | Surface | 1          | 1         | 20.16           | 8.2  | 28.51         | 93.2  | 7.13     | 1.6            | 2.4      |
| HKLR    | HY/2011/03 | 2016-01-08        | Mid-Flood | Sunny             | CS(Mf)5 | 17:17:14 | 1.0      | Surface | 1          | 2         | 20.15           | 8.2  | 28.6          | 92.4  | 7.08     | 1.7            | 2.1      |
| HKLR    | HY/2011/03 | 2016-01-08        | Mid-Flood | Sunny             | CS(Mf)5 | 17:17:07 | 6.3      | Middle  | 2          | 1         | 20.07           | 8.19 | 29.17         | 91.1  | 6.96     | 1.6            | 2        |
| HKLR    | HY/2011/03 | 2016-01-08        | Mid-Flood | Sunny             | CS(Mf)5 | 17:16:24 | 6.3      | Middle  | 2          | 2         | 20.11           | 8.19 | 29            | 92.6  | 7.1      | 1.6            | 2.2      |
| HKLR    | HY/2011/03 | 2016-01-08        | Mid-Flood | Sunny             | CS(Mf)5 | 17:16:15 | 11.5     | Bottom  | 3          | 1         | 20.09           | 8.19 | 29.31         | 93    | 7.1      | 1.7            | 2.6      |
| HKLR    | HY/2011/03 | 2016-01-08        | Mid-Flood | Sunny             | CS(Mf)5 | 17:17:00 | 11.5     | Bottom  | 3          | 2         | 20.03           | 8.19 | 29.48         | 90.7  | 6.93     | 1.6            | 2.3      |
| HKLR    | HY/2011/03 | 2016-01-11        | Mid-Ebb   | Sunny             | IS5     | 12:57:05 | 1.0      | Surface | 1          | 1         | 19.55           | 8.26 | 27.66         | 93.3  | 7.26     | 3.2            | 4.8      |
| HKLR    | HY/2011/03 | 2016-01-11        | Mid-Ebb   | Sunny             | IS5     | 12:56:43 | 1.0      | Surface | 1          | 2         | 19.58           | 8.27 | 27.55         | 94.3  | 7.35     | 3.2            | 6.5      |
| HKLR    | HY/2011/03 | 2016-01-11        | Mid-Ebb   | Sunny             | IS5     | 12:56:33 | 4.4      | Middle  | 2          | 1         | 19.52           | 8.28 | 27.68         | 93.5  | 7.29     | 3.3            | 7        |
| HKLR    | HY/2011/03 | 2016-01-11        | Mid-Ebb   | Sunny             | IS5     | 12:56:58 | 4.4      | Middle  | 2          | 2         | 19.52           | 8.27 | 27.75         | 93.9  | 7.31     | 3.3            | 6.2      |
| HKLR    | HY/2011/03 | 2016-01-11        | Mid-Ebb   | Sunny             | IS5     | 12:56:52 | 7.7      | Bottom  | 3          | 1         | 19.54           | 8.27 | 27.71         | 94.6  | 7.37     | 3.4            | 5.3      |
| HKLR    | HY/2011/03 | 2016-01-11        | Mid-Ebb   | Sunny             | IS5     | 12:56:27 | 7.7      | Bottom  | 3          | 2         | 19.55           | 8.28 | 27.62         | 94.7  | 7.38     | 3.3            | 6.9      |
| HKLR    | HY/2011/03 | 2016-01-11        | Mid-Ebb   | Sunny             | IS(Mf)6 | 13:06:27 | 1.0      | Surface | 1          | 1         | 19.6            | 8.23 | 27.86         | 94.2  | 7.32     | 2.2            | 6        |
| HKLR    | HY/2011/03 | 2016-01-11        | Mid-Ebb   | Sunny             | IS(Mf)6 | 13:06:08 | 1.0      | Surface | 1          | 2         | 19.53           | 8.23 | 28.01         | 95    | 7.39     | 2.2            | 7.1      |
| HKLR    | HY/2011/03 | 2016-01-11        | Mid-Ebb   | Sunny             | IS(Mf)6 | 13:05:56 | 2.2      | Bottom  | 3          | 1         | 19.54           | 8.23 | 28            | 96    | 7.46     | 2.2            | 5.9      |
| HKLR    | HY/2011/03 | 2016-01-11        | Mid-Ebb   | Sunny             | IS(Mf)6 | 13:06:15 | 2.2      | Bottom  | 3          | 2         | 19.54           | 8.23 | 28.04         | 94.3  | 7.33     | 2.2            | 5.3      |
| HKLR    | HY/2011/03 | 2016-01-11        | Mid-Ebb   | Sunny             | IS7     | 13:10:37 | 1.0      | Surface | 1          | 1         | 19.59           | 8.23 | 27.9          | 95.1  | 7.39     | 2.5            | 3.6      |
| HKLR    | HY/2011/03 | 2016-01-11        | Mid-Ebb   | Sunny             | IS7     | 13:10:25 | 1.0      | Surface | 1          | 2         | 19.61           | 8.23 | 27.86         | 94.8  | 7.36     | 2.5            | 3.9      |
| HKLR    | HY/2011/03 | 2016-01-11        | Mid-Ebb   | Sunny             | IS7     | 13:10:31 | 2.2      | Bottom  | 3          | 1         | 19.56           | 8.23 | 28.02         | 94.8  | 7.37     | 2.5            | 6.2      |
| HKLR    | HY/2011/03 | 2016-01-11        | Mid-Ebb   | Sunny             | IS7     | 13:10:17 | 2.2      | Bottom  | 3          | 2         | 19.59           | 8.23 | 27.95         | 94.2  | 7.32     | 2.4            | 7.4      |
| HKLR    | HY/2011/03 | 2016-01-11        | Mid-Ebb   | Sunny             | IS8     | 13:34:56 | 1.0      | Surface | 1          | 1         | 19.91           | 8.21 | 28.19         | 96.5  | 7.44     | 2.2            | 4.5      |
| HKLR    | HY/2011/03 | 2016-01-11        | Mid-Ebb   | Sunny             | IS8     | 13:34:43 | 1.0      | Surface | 1          | 2         | 20.06           | 8.21 | 28.18         | 95.6  | 7.36     | 2.2            | 2.8      |
| HKLR    | HY/2011/03 | 2016-01-11        | Mid-Ebb   | Sunny             | IS8     | 13:34:50 | 3.0      | Bottom  | 3          | 1         | 19.97           | 8.21 | 28.15         | 96.2  | 7.41     | 2.2            | 5.3      |
| HKLR    | HY/2011/03 | 2016-01-11        | Mid-Ebb   | Sunny             | IS8     | 13:34:36 | 3.0      | Bottom  | 3          | 2         | 20.09           | 8.21 | 28.11         | 96.1  | 7.39     | 2.2            | 4.5      |
| HKLR    | HY/2011/03 | 2016-01-11        | Mid-Ebb   | Sunny             | IS(Mf)9 | 13:19:21 | 1.0      | Surface | 1          | 1         | 20.21           | 8.21 | 28.21         | 99.1  | 7.6      | 2.8            | 2.8      |
| HKLR    | HY/2011/03 | 2016-01-11        | Mid-Ebb   | Sunny             | IS(Mf)9 | 13:19:05 | 1.0      | Surface | 1          | 2         | 20.2            | 8.21 | 28.22         | 97.2  | 7.45     | 2.6            | 2.4      |
| HKLR    | HY/2011/03 | 2016-01-11        | Mid-Ebb   | Sunny             | IS(Mf)9 | 13:18:56 | 2.6      | Bottom  | 3          | 1         | 20.14           | 8.21 | 28.22         | 98    | 7.53     | 2.6            | 4.3      |
| HKLR    | HY/2011/03 | 2016-01-11        | Mid-Ebb   | Sunny             | IS(Mf)9 | 13:19:13 | 2.6      | Bottom  | 3          | 2         | 20.13           | 8.21 | 28.24         | 98.8  | 7.59     | 2.6            | 3.9      |
| HKLR    | HY/2011/03 | 2016-01-11        | Mid-Ebb   | Sunny             | IS10    | 13:42:31 | 1.0      | Surface | 1          | 1         | 16.3            | 8.19 | 26.28         | 101.4 | 8.5      | 1.9            | 4.2      |
| HKLR    | HY/2011/03 | 2016-01-11        | Mid-Ebb   | Sunny             | IS10    | 13:43:22 | 1.0      | Surface | 1          | 2         | 16.34           | 8.19 | 25.9          | 100.6 | 8.42     | 1.8            | 2.3      |
| HKLR    | HY/2011/03 | 2016-01-11        | Mid-Ebb   | Sunny             | IS10    | 13:43:04 | 5.3      | Middle  | 2          | 1         | 16.24           | 8.19 | 26.16         | 100.6 | 8.4      | 2.2            | 5.1      |
| HKLR    | HY/2011/03 | 2016-01-11        | Mid-Ebb   | Sunny             | IS10    | 13:42:18 | 5.3      | Middle  | 2          | 2         | 16.19           | 8.19 | 26.72         | 100.5 | 8.41     | 2.1            | 3.4      |
| HKLR    | HY/2011/03 | 2016-01-11        | Mid-Ebb   | Sunny             | IS10    | 13:42:54 | 9.6      | Bottom  | 3          | 1         | 16.19           | 8.18 | 26.2          | 99.8  | 8.34     | 2.2            | 6.8      |
| HKLR    | HY/2011/03 | 2016-01-11        | Mid-Ebb   | Sunny             | IS10    | 13:42:07 | 9.6      | Bottom  | 3          | 2         | 16.19           | 8.19 | 26.86         | 99.8  | 8.33     | 2.3            | 6.8      |
| HKLR    | HY/2011/03 | 2016-01-11        | Mid-Ebb   | Sunny             | SR3     | 12:47:09 | 0.7      | Middle  | 2          | 1         | 19.66           | 8.37 | 26.98         | 95.5  | 7.45     | 2.6            | 5.4      |
| HKLR    | HY/2011/03 | 2016-01-11        | Mid-Ebb   | Sunny             | SR3     | 12:47:13 | 0.7      | Middle  | 2          | 2         | 19.65           | 8.37 | 27.04         | 95.9  | 7.49     | 2.6            | 5.2      |
| HKLR    | HY/2011/03 | 2016-01-11        | Mid-Ebb   | Sunny             | SR4     | 13:28:35 | 1.0      | Surface | 1          | 1         | 20.17           | 8.21 | 28.18         | 96    | 7.37     | 2.3            | 5.1      |
| HKLR    | HY/2011/03 | 2016-01-11        | Mid-Ebb   | Sunny             | SR4     | 13:28:48 | 1.0      | Surface | 1          | 2         | 20.16           | 8.21 | 28.18         | 96.9  | 7.44     | 2.3            | 6.9      |
| HKLR    | HY/2011/03 | 2016-01-11        | Mid-Ebb   | Sunny             | SR4     | 13:28:40 | 2.7      | Bottom  | 3          | 1         | 20.07           | 8.21 | 28.12         | 94.6  | 7.28     | 2.4            | 3.9      |
| HKLR    | HY/2011/03 | 2016-01-11        | Mid-Ebb   | Sunny             | SR4     | 13:28:27 | 2.7      | Bottom  | 3          | 2         | 19.99           | 8.21 | 28.17         | 95.2  | 7.33     | 2.4            | 2.9      |
| HKLR    | HY/2011/03 | 2016-01-11        | Mid-Ebb   | Sunny             | SR5     | 13:32:12 | 1.0      | Surface | 1          | 1         | 16.31           | 8.19 | 27.23         | 100.9 | 8.39     | 2.1            | 6.3      |
| HKLR    | HY/2011/03 | 2016-01-11        | Mid-Ebb   | Sunny             | SR5     | 13:31:49 | 1.0      | Surface | 1          | 2         | 16.25           | 8.19 | 27.84         | 100.6 | 8.34     | 2              | 6.3      |
| HKLR    | HY/2011/03 | 2016-01-11        | Mid-Ebb   | Sunny             | SR5     | 13:31:57 | 4.0      | Bottom  | 3          | 1         | 16.28           | 8.19 | 27.71         | 100.1 | 8.28     | 2.2            | 6.3      |
| HKLR    | HY/2011/03 | 2016-01-11        | Mid-Ebb   | Sunny             | SR5     | 13:31:41 | 4.0      | Bottom  | 3          | 2         | 16.26           | 8.19 | 27.98         | 100   | 8.29     | 2.1            | 6.6      |
| HKLR    | HY/2011/03 | 2016-01-11        | Mid-Ebb   | Sunny             | SR10A   | 14:51:42 | 1.0      | Surface | 1          | 1         | 20.05           | 8.21 | 28.36         | 95.1  | 7.31     | 1.8            | 2.6      |
| HKLR    | HY/2011/03 | 2016-01-11        | Mid-Ebb   | Sunny             | SR10A   | 14:51:11 | 1.0      | Surface | 1          | 2         | 20.07           | 8.21 | 28.33         | 95.1  | 7.31     | 1.9            | 2.7      |



Water Quality Monitoring Data

| Project | Works      | Date (yyyy-mm-dd) | Tide      | Weather Condition | Station | Time     | Depth, m | Level   | Level_Code | Replicate | Temperature, °C | pH   | Salinity, ppt | DO, % | DO, mg/L | Turbidity, NTU | SS, mg/L |
|---------|------------|-------------------|-----------|-------------------|---------|----------|----------|---------|------------|-----------|-----------------|------|---------------|-------|----------|----------------|----------|
| HKLR    | HY/2011/03 | 2016-01-11        | Mid-Ebb   | Sunny             | SR10A   | 14:51:01 | 3.2      | Middle  | 2          | 1         | 19.89           | 8.2  | 28.73         | 93.7  | 7.21     | 1.9            | 2.4      |
| HKLR    | HY/2011/03 | 2016-01-11        | Mid-Ebb   | Sunny             | SR10A   | 14:51:33 | 3.2      | Middle  | 2          | 2         | 19.86           | 8.2  | 28.74         | 94.4  | 7.26     | 1.8            | 2.8      |
| HKLR    | HY/2011/03 | 2016-01-11        | Mid-Ebb   | Sunny             | SR10A   | 14:51:28 | 5.4      | Bottom  | 3          | 1         | 19.85           | 8.2  | 28.76         | 93.9  | 7.23     | 1.8            | 2.6      |
| HKLR    | HY/2011/03 | 2016-01-11        | Mid-Ebb   | Sunny             | SR10A   | 14:50:53 | 5.4      | Bottom  | 3          | 2         | 19.93           | 8.21 | 28.63         | 94.4  | 7.26     | 1.9            | 2.6      |
| HKLR    | HY/2011/03 | 2016-01-11        | Mid-Ebb   | Sunny             | SR10B   | 15:00:39 | 1.0      | Surface | 1          | 1         | 20.13           | 8.21 | 28.27         | 96.5  | 7.41     | 1.9            | 3.2      |
| HKLR    | HY/2011/03 | 2016-01-11        | Mid-Ebb   | Sunny             | SR10B   | 15:00:53 | 1.0      | Surface | 1          | 2         | 20.13           | 8.21 | 28.28         | 97.2  | 7.46     | 1.8            | 2        |
| HKLR    | HY/2011/03 | 2016-01-11        | Mid-Ebb   | Sunny             | SR10B   | 15:00:33 | 4.1      | Bottom  | 3          | 1         | 20.19           | 8.21 | 28.22         | 96.7  | 7.42     | 1.9            | 3.2      |
| HKLR    | HY/2011/03 | 2016-01-11        | Mid-Ebb   | Sunny             | SR10B   | 15:00:47 | 4.1      | Bottom  | 3          | 2         | 20.13           | 8.21 | 28.23         | 96.7  | 7.43     | 1.9            | 3.3      |
| HKLR    | HY/2011/03 | 2016-01-11        | Mid-Ebb   | Sunny             | CS2     | 12:23:44 | 1.0      | Surface | 1          | 1         | 16.18           | 8.26 | 26.27         | 99.5  | 8.29     | 3.4            | 3.8      |
| HKLR    | HY/2011/03 | 2016-01-11        | Mid-Ebb   | Sunny             | CS2     | 12:22:57 | 1.0      | Surface | 1          | 2         | 16.15           | 8.25 | 27.28         | 98.3  | 8.2      | 3.4            | 3.3      |
| HKLR    | HY/2011/03 | 2016-01-11        | Mid-Ebb   | Sunny             | CS2     | 12:23:30 | 4.0      | Middle  | 2          | 1         | 16.16           | 8.26 | 26.46         | 98.8  | 8.27     | 3.6            | 3.5      |
| HKLR    | HY/2011/03 | 2016-01-11        | Mid-Ebb   | Sunny             | CS2     | 12:22:48 | 4.0      | Middle  | 2          | 2         | 16.14           | 8.25 | 27.62         | 98.5  | 8.19     | 3.7            | 5.3      |
| HKLR    | HY/2011/03 | 2016-01-11        | Mid-Ebb   | Sunny             | CS2     | 12:23:19 | 7.0      | Bottom  | 3          | 1         | 16.14           | 8.26 | 26.74         | 98.1  | 8.23     | 4.2            | 4.1      |
| HKLR    | HY/2011/03 | 2016-01-11        | Mid-Ebb   | Sunny             | CS2     | 12:22:37 | 7.0      | Bottom  | 3          | 2         | 16.14           | 8.3  | 28.6          | 98.9  | 8.18     | 4.1            | 5.9      |
| HKLR    | HY/2011/03 | 2016-01-11        | Mid-Ebb   | Sunny             | CS(Mf)5 | 14:08:10 | 1.0      | Surface | 1          | 1         | 20              | 8.21 | 28.47         | 93.7  | 7.2      | 1.4            | 2.5      |
| HKLR    | HY/2011/03 | 2016-01-11        | Mid-Ebb   | Sunny             | CS(Mf)5 | 14:08:51 | 1.0      | Surface | 1          | 2         | 20.04           | 8.21 | 28.33         | 94.4  | 7.25     | 1.4            | 3.5      |
| HKLR    | HY/2011/03 | 2016-01-11        | Mid-Ebb   | Sunny             | CS(Mf)5 | 14:08:38 | 6.3      | Middle  | 2          | 1         | 19.83           | 8.2  | 29.04         | 93.6  | 7.19     | 1.5            | 3.3      |
| HKLR    | HY/2011/03 | 2016-01-11        | Mid-Ebb   | Sunny             | CS(Mf)5 | 14:08:01 | 6.3      | Middle  | 2          | 2         | 19.83           | 8.2  | 29.07         | 93.3  | 7.17     | 1.5            | 4        |
| HKLR    | HY/2011/03 | 2016-01-11        | Mid-Ebb   | Sunny             | CS(Mf)5 | 14:08:29 | 11.5     | Bottom  | 3          | 1         | 19.83           | 8.2  | 29.12         | 92.5  | 7.1      | 1.5            | 2.9      |
| HKLR    | HY/2011/03 | 2016-01-11        | Mid-Ebb   | Sunny             | CS(Mf)5 | 14:07:54 | 11.5     | Bottom  | 3          | 2         | 19.82           | 8.2  | 29.14         | 91.8  | 7.06     | 1.5            | 4.2      |
| HKLR    | HY/2011/03 | 2016-01-11        | Mid-Flood | Rainy             | IS5     | 09:23:22 | 1.0      | Surface | 1          | 1         | 19.41           | 8.21 | 27.38         | 93.1  | 7.29     | 2.5            | 4.2      |
| HKLR    | HY/2011/03 | 2016-01-11        | Mid-Flood | Rainy             | IS5     | 09:22:55 | 1.0      | Surface | 1          | 2         | 19.38           | 8.21 | 27.3          | 92.9  | 7.28     | 2.6            | 6.1      |
| HKLR    | HY/2011/03 | 2016-01-11        | Mid-Flood | Rainy             | IS5     | 09:22:45 | 4.4      | Middle  | 2          | 1         | 19.48           | 8.2  | 27.63         | 92.7  | 7.23     | 2.5            | 4.5      |
| HKLR    | HY/2011/03 | 2016-01-11        | Mid-Flood | Rainy             | IS5     | 09:23:15 | 4.4      | Middle  | 2          | 2         | 19.47           | 8.21 | 27.61         | 92.3  | 7.2      | 2.5            | 4.8      |
| HKLR    | HY/2011/03 | 2016-01-11        | Mid-Flood | Rainy             | IS5     | 09:22:37 | 7.7      | Bottom  | 3          | 1         | 19.44           | 8.2  | 27.63         | 92.6  | 7.23     | 2.6            | 7.4      |
| HKLR    | HY/2011/03 | 2016-01-11        | Mid-Flood | Rainy             | IS5     | 09:23:07 | 7.7      | Bottom  | 3          | 2         | 19.46           | 8.2  | 27.7          | 92.6  | 7.23     | 2.6            | 5.8      |
| HKLR    | HY/2011/03 | 2016-01-11        | Mid-Flood | Rainy             | IS(Mf)6 | 09:14:38 | 1.0      | Surface | 1          | 1         | 19.41           | 8.2  | 27.56         | 96.9  | 7.57     | 2.7            | 4.1      |
| HKLR    | HY/2011/03 | 2016-01-11        | Mid-Flood | Rainy             | IS(Mf)6 | 09:14:47 | 1.0      | Surface | 1          | 2         | 19.41           | 8.21 | 27.53         | 96.1  | 7.51     | 2.7            | 2.2      |
| HKLR    | HY/2011/03 | 2016-01-11        | Mid-Flood | Rainy             | IS(Mf)6 | 09:14:30 | 2.3      | Bottom  | 3          | 1         | 19.42           | 8.2  | 27.64         | 96.6  | 7.54     | 2.7            | 3.1      |
| HKLR    | HY/2011/03 | 2016-01-11        | Mid-Flood | Rainy             | IS(Mf)6 | 09:14:41 | 2.3      | Bottom  | 3          | 2         | 19.42           | 8.2  | 27.62         | 96    | 7.5      | 2.8            | 5        |
| HKLR    | HY/2011/03 | 2016-01-11        | Mid-Flood | Rainy             | IS7     | 09:08:36 | 1.0      | Surface | 1          | 1         | 19.47           | 8.2  | 27.61         | 94    | 7.33     | 2.7            | 3.4      |
| HKLR    | HY/2011/03 | 2016-01-11        | Mid-Flood | Rainy             | IS7     | 09:08:23 | 1.0      | Surface | 1          | 2         | 19.47           | 8.2  | 27.61         | 94.2  | 7.35     | 2.7            | 2.7      |
| HKLR    | HY/2011/03 | 2016-01-11        | Mid-Flood | Rainy             | IS7     | 09:08:28 | 2.1      | Bottom  | 3          | 1         | 19.49           | 8.2  | 27.7          | 94    | 7.33     | 2.6            | 4.8      |
| HKLR    | HY/2011/03 | 2016-01-11        | Mid-Flood | Rainy             | IS7     | 09:08:17 | 2.1      | Bottom  | 3          | 2         | 19.48           | 8.19 | 27.7          | 94.1  | 7.33     | 2.7            | 3.2      |
| HKLR    | HY/2011/03 | 2016-01-11        | Mid-Flood | Rainy             | IS8     | 08:47:43 | 1.0      | Surface | 1          | 1         | 19.64           | 8.19 | 27.64         | 92.6  | 7.2      | 2.8            | 8.2      |
| HKLR    | HY/2011/03 | 2016-01-11        | Mid-Flood | Rainy             | IS8     | 08:47:30 | 1.0      | Surface | 1          | 2         | 19.63           | 8.19 | 27.62         | 94.7  | 7.37     | 2.7            | 7.3      |
| HKLR    | HY/2011/03 | 2016-01-11        | Mid-Flood | Rainy             | IS8     | 08:47:22 | 3.4      | Bottom  | 3          | 1         | 19.63           | 8.18 | 27.63         | 94.6  | 7.36     | 2.9            | 5.7      |
| HKLR    | HY/2011/03 | 2016-01-11        | Mid-Flood | Rainy             | IS8     | 08:47:35 | 3.4      | Bottom  | 3          | 2         | 19.63           | 8.19 | 27.64         | 93.1  | 7.24     | 2.7            | 4.2      |
| HKLR    | HY/2011/03 | 2016-01-11        | Mid-Flood | Rainy             | IS(Mf)9 | 09:02:53 | 1.0      | Surface | 1          | 1         | 19.53           | 8.19 | 27.74         | 92.2  | 7.18     | 2.4            | 3.9      |
| HKLR    | HY/2011/03 | 2016-01-11        | Mid-Flood | Rainy             | IS(Mf)9 | 09:02:30 | 1.0      | Surface | 1          | 2         | 19.56           | 8.18 | 27.75         | 94.2  | 7.33     | 2.5            | 3.1      |
| HKLR    | HY/2011/03 | 2016-01-11        | Mid-Flood | Rainy             | IS(Mf)9 | 09:02:25 | 2.7      | Bottom  | 3          | 1         | 19.55           | 8.18 | 27.79         | 94.1  | 7.33     | 2.4            | 3.7      |
| HKLR    | HY/2011/03 | 2016-01-11        | Mid-Flood | Rainy             | IS(Mf)9 | 09:02:43 | 2.7      | Bottom  | 3          | 2         | 19.59           | 8.18 | 27.83         | 94.2  | 7.32     | 2.5            | 5.4      |
| HKLR    | HY/2011/03 | 2016-01-11        | Mid-Flood | Rainy             | IS10    | 08:50:07 | 1.0      | Surface | 1          | 1         | 16.03           | 8.15 | 30.43         | 100.6 | 8.17     | 3.3            | 7.3      |
| HKLR    | HY/2011/03 | 2016-01-11        | Mid-Flood | Rainy             | IS10    | 08:50:53 | 1.0      | Surface | 1          | 2         | 16.06           | 8.12 | 29.99         | 100.3 | 8.14     | 3.4            | 7.6      |
| HKLR    | HY/2011/03 | 2016-01-11        | Mid-Flood | Rainy             | IS10    | 08:50:39 | 5.4      | Middle  | 2          | 1         | 16.01           | 8.15 | 30.46         | 98.5  | 8.01     | 3.6            | 4.7      |
| HKLR    | HY/2011/03 | 2016-01-11        | Mid-Flood | Rainy             | IS10    | 08:49:48 | 5.4      | Middle  | 2          | 2         | 16.06           | 8.15 | 30.89         | 98.1  | 8.02     | 3.7            | 3.9      |
| HKLR    | HY/2011/03 | 2016-01-11        | Mid-Flood | Rainy             | IS10    | 08:49:38 | 9.7      | Bottom  | 3          | 1         | 16.05           | 8.15 | 31.01         | 97.1  | 7.98     | 3.9            | 5.2      |
| HKLR    | HY/2011/03 | 2016-01-11        | Mid-Flood | Rainy             | IS10    | 08:50:30 | 9.7      | Bottom  | 3          | 2         | 16.05           | 8.12 | 29.89         | 97    | 7.95     | 4              | 5.6      |
| HKLR    | HY/2011/03 | 2016-01-11        | Mid-Flood | Rainy             | SR3     | 09:36:39 | 0.7      | Middle  | 2          | 1         | 19.36           | 8.21 | 27.2          | 93.4  | 7.32     | 2.2            | 4.4      |
| HKLR    | HY/2011/03 | 2016-01-11        | Mid-Flood | Rainy             | SR3     | 09:36:34 | 0.7      | Middle  | 2          | 2         | 19.37           | 8.21 | 27.34         | 93    | 7.29     | 2.2            | 3.5      |
| HKLR    | HY/2011/03 | 2016-01-11        | Mid-Flood | Rainy             | SR4     | 08:53:40 | 1.0      | Surface | 1          | 1         | 19.64           | 8.19 | 27.66         | 93.5  | 7.27     | 3              | 4.4      |
| HKLR    | HY/2011/03 | 2016-01-11        | Mid-Flood | Rainy             | SR4     | 08:53:56 | 1.0      | Surface | 1          | 2         | 19.63           | 8.19 | 27.66         | 92.2  | 7.17     | 2.8            | 3.6      |

Water Quality Monitoring Data

| Project | Works      | Date (yyyy-mm-dd) | Tide      | Weather Condition | Station | Time     | Depth, m | Level   | Level_Code | Replicate | Temperature, °C | pH   | Salinity, ppt | DO, % | DO, mg/L | Turbidity, NTU | SS, mg/L |
|---------|------------|-------------------|-----------|-------------------|---------|----------|----------|---------|------------|-----------|-----------------|------|---------------|-------|----------|----------------|----------|
| HKLR    | HY/2011/03 | 2016-01-11        | Mid-Flood | Rainy             | SR4     | 08:53:35 | 2.8      | Bottom  | 3          | 1         | 19.63           | 8.19 | 27.66         | 93.1  | 7.24     | 2.9            | 6.2      |
| HKLR    | HY/2011/03 | 2016-01-11        | Mid-Flood | Rainy             | SR4     | 08:53:44 | 2.8      | Bottom  | 3          | 2         | 19.63           | 8.19 | 27.67         | 93.3  | 7.26     | 2.9            | 5.2      |
| HKLR    | HY/2011/03 | 2016-01-11        | Mid-Flood | Rainy             | SR5     | 08:57:51 | 1.0      | Surface | 1          | 1         | 16.05           | 8.16 | 29.47         | 97.2  | 8.01     | 3.5            | 4.6      |
| HKLR    | HY/2011/03 | 2016-01-11        | Mid-Flood | Rainy             | SR5     | 08:58:18 | 1.0      | Surface | 1          | 2         | 16.04           | 8.16 | 29.08         | 97.3  | 8.01     | 3.3            | 5.6      |
| HKLR    | HY/2011/03 | 2016-01-11        | Mid-Flood | Rainy             | SR5     | 08:57:43 | 4.2      | Bottom  | 3          | 1         | 16.05           | 8.15 | 29.54         | 96.9  | 7.99     | 3.8            | 6.6      |
| HKLR    | HY/2011/03 | 2016-01-11        | Mid-Flood | Rainy             | SR5     | 08:58:09 | 4.2      | Bottom  | 3          | 2         | 16.05           | 8.16 | 29.33         | 96.9  | 7.99     | 3.6            | 5        |
| HKLR    | HY/2011/03 | 2016-01-11        | Mid-Flood | Rainy             | SR10A   | 07:41:41 | 1.0      | Surface | 1          | 1         | 19.74           | 8.14 | 26.69         | 93.2  | 7.28     | 1.7            | 3.9      |
| HKLR    | HY/2011/03 | 2016-01-11        | Mid-Flood | Rainy             | SR10A   | 07:42:19 | 1.0      | Surface | 1          | 2         | 19.73           | 8.15 | 26.73         | 94    | 7.34     | 1.7            | 4.4      |
| HKLR    | HY/2011/03 | 2016-01-11        | Mid-Flood | Rainy             | SR10A   | 07:41:33 | 3.3      | Middle  | 2          | 1         | 19.75           | 8.14 | 26.72         | 92.7  | 7.24     | 1.8            | 4.7      |
| HKLR    | HY/2011/03 | 2016-01-11        | Mid-Flood | Rainy             | SR10A   | 07:42:12 | 3.3      | Middle  | 2          | 2         | 19.76           | 8.15 | 26.81         | 92.4  | 7.2      | 1.8            | 3.3      |
| HKLR    | HY/2011/03 | 2016-01-11        | Mid-Flood | Rainy             | SR10A   | 07:42:01 | 5.6      | Bottom  | 3          | 1         | 19.76           | 8.15 | 26.87         | 92.2  | 7.19     | 1.8            | 4.5      |
| HKLR    | HY/2011/03 | 2016-01-11        | Mid-Flood | Rainy             | SR10A   | 07:41:25 | 5.6      | Bottom  | 3          | 2         | 19.74           | 8.14 | 26.74         | 92.2  | 7.2      | 1.7            | 4.5      |
| HKLR    | HY/2011/03 | 2016-01-11        | Mid-Flood | Rainy             | SR10B   | 07:33:00 | 1.0      | Surface | 1          | 1         | 19.74           | 8.13 | 26.43         | 93.3  | 7.29     | 3.3            | 2.1      |
| HKLR    | HY/2011/03 | 2016-01-11        | Mid-Flood | Rainy             | SR10B   | 07:32:46 | 1.0      | Surface | 1          | 2         | 19.73           | 8.12 | 26.28         | 93.4  | 7.31     | 3.2            | 3.7      |
| HKLR    | HY/2011/03 | 2016-01-11        | Mid-Flood | Rainy             | SR10B   | 07:32:54 | 4.1      | Bottom  | 3          | 1         | 19.74           | 8.12 | 26.51         | 94.3  | 7.37     | 3.2            | 5.2      |
| HKLR    | HY/2011/03 | 2016-01-11        | Mid-Flood | Rainy             | SR10B   | 07:32:37 | 4.1      | Bottom  | 3          | 2         | 19.75           | 8.12 | 26.37         | 92.6  | 7.24     | 3.1            | 2.9      |
| HKLR    | HY/2011/03 | 2016-01-11        | Mid-Flood | Rainy             | CS2     | 10:18:16 | 1.0      | Surface | 1          | 1         | 16.13           | 8.15 | 25.52         | 99.5  | 8.35     | 2.8            | 3.7      |
| HKLR    | HY/2011/03 | 2016-01-11        | Mid-Flood | Rainy             | CS2     | 10:18:44 | 1.0      | Surface | 1          | 2         | 16.13           | 8.15 | 25.32         | 100   | 8.36     | 2.7            | 3.8      |
| HKLR    | HY/2011/03 | 2016-01-11        | Mid-Flood | Rainy             | CS2     | 10:18:06 | 4.1      | Middle  | 2          | 1         | 16.12           | 8.14 | 25.81         | 98.2  | 8.28     | 3.3            | 4        |
| HKLR    | HY/2011/03 | 2016-01-11        | Mid-Flood | Rainy             | CS2     | 10:18:33 | 4.1      | Middle  | 2          | 2         | 16.11           | 8.15 | 25.55         | 98.6  | 8.31     | 3.1            | 4.5      |
| HKLR    | HY/2011/03 | 2016-01-11        | Mid-Flood | Rainy             | CS2     | 10:18:26 | 7.1      | Bottom  | 3          | 1         | 16.11           | 8.14 | 26.31         | 97.8  | 8.23     | 3.4            | 6        |
| HKLR    | HY/2011/03 | 2016-01-11        | Mid-Flood | Rainy             | CS2     | 10:17:50 | 7.1      | Bottom  | 3          | 2         | 16.1            | 8.12 | 27.07         | 97.5  | 8.23     | 3.5            | 7.4      |
| HKLR    | HY/2011/03 | 2016-01-11        | Mid-Flood | Rainy             | CS(Mf)5 | 08:18:20 | 1.0      | Surface | 1          | 1         | 19.71           | 8.17 | 26.99         | 94.5  | 7.37     | 4.1            | 5.1      |
| HKLR    | HY/2011/03 | 2016-01-11        | Mid-Flood | Rainy             | CS(Mf)5 | 08:17:34 | 1.0      | Surface | 1          | 2         | 19.7            | 8.17 | 26.91         | 94.3  | 7.36     | 4.3            | 4.8      |
| HKLR    | HY/2011/03 | 2016-01-11        | Mid-Flood | Rainy             | CS(Mf)5 | 08:17:17 | 6.3      | Middle  | 2          | 1         | 19.77           | 8.16 | 27.3          | 91.1  | 7.09     | 4.2            | 3.4      |
| HKLR    | HY/2011/03 | 2016-01-11        | Mid-Flood | Rainy             | CS(Mf)5 | 08:18:05 | 6.3      | Middle  | 2          | 2         | 19.77           | 8.16 | 27.36         | 92.4  | 7.18     | 4.2            | 3.2      |
| HKLR    | HY/2011/03 | 2016-01-11        | Mid-Flood | Rainy             | CS(Mf)5 | 08:17:10 | 11.6     | Bottom  | 3          | 1         | 19.76           | 8.16 | 27.26         | 92    | 7.15     | 4.2            | 4        |
| HKLR    | HY/2011/03 | 2016-01-11        | Mid-Flood | Rainy             | CS(Mf)5 | 08:17:51 | 11.6     | Bottom  | 3          | 2         | 19.77           | 8.16 | 27.36         | 91    | 7.07     | 4.2            | 3.1      |
| HKLR    | HY/2011/03 | 2016-01-13        | Mid-Ebb   | Sunny             | IS5     | 14:08:27 | 1.0      | Surface | 1          | 1         | 19.59           | 8.28 | 27.08         | 97.3  | 7.6      | 3.6            | 4.5      |
| HKLR    | HY/2011/03 | 2016-01-13        | Mid-Ebb   | Sunny             | IS5     | 14:08:53 | 1.0      | Surface | 1          | 2         | 19.62           | 8.27 | 27.08         | 97.7  | 7.63     | 3.6            | 3.4      |
| HKLR    | HY/2011/03 | 2016-01-13        | Mid-Ebb   | Sunny             | IS5     | 14:08:41 | 4.3      | Middle  | 2          | 1         | 19.5            | 8.28 | 27.21         | 97    | 7.58     | 4              | 4.4      |
| HKLR    | HY/2011/03 | 2016-01-13        | Mid-Ebb   | Sunny             | IS5     | 14:08:17 | 4.3      | Middle  | 2          | 2         | 19.51           | 8.29 | 27.18         | 96.9  | 7.58     | 3.6            | 4.2      |
| HKLR    | HY/2011/03 | 2016-01-13        | Mid-Ebb   | Sunny             | IS5     | 14:08:35 | 7.5      | Bottom  | 3          | 1         | 19.54           | 8.28 | 27.19         | 96.6  | 7.55     | 3.8            | 3.4      |
| HKLR    | HY/2011/03 | 2016-01-13        | Mid-Ebb   | Sunny             | IS5     | 14:08:12 | 7.5      | Bottom  | 3          | 2         | 19.52           | 8.29 | 27.14         | 97    | 7.58     | 3.5            | 4.3      |
| HKLR    | HY/2011/03 | 2016-01-13        | Mid-Ebb   | Sunny             | IS(Mf)6 | 14:17:58 | 1.0      | Surface | 1          | 1         | 19.34           | 8.25 | 27.07         | 95.1  | 7.47     | 5.1            | 3.1      |
| HKLR    | HY/2011/03 | 2016-01-13        | Mid-Ebb   | Sunny             | IS(Mf)6 | 14:17:41 | 1.0      | Surface | 1          | 2         | 19.35           | 8.26 | 27.05         | 95.8  | 7.52     | 4.9            | 5        |
| HKLR    | HY/2011/03 | 2016-01-13        | Mid-Ebb   | Sunny             | IS(Mf)6 | 14:17:50 | 2.2      | Bottom  | 3          | 1         | 19.33           | 8.25 | 27.09         | 95.5  | 7.49     | 5.2            | 5.6      |
| HKLR    | HY/2011/03 | 2016-01-13        | Mid-Ebb   | Sunny             | IS(Mf)6 | 14:17:32 | 2.2      | Bottom  | 3          | 2         | 19.33           | 8.26 | 27.08         | 95.5  | 7.49     | 5.2            | 4.4      |
| HKLR    | HY/2011/03 | 2016-01-13        | Mid-Ebb   | Sunny             | IS7     | 14:25:19 | 1.0      | Surface | 1          | 1         | 19.33           | 8.24 | 27.1          | 95.2  | 7.47     | 5              | 4.2      |
| HKLR    | HY/2011/03 | 2016-01-13        | Mid-Ebb   | Sunny             | IS7     | 14:25:05 | 1.0      | Surface | 1          | 2         | 19.35           | 8.24 | 27.09         | 94.6  | 7.42     | 4.6            | 5.3      |
| HKLR    | HY/2011/03 | 2016-01-13        | Mid-Ebb   | Sunny             | IS7     | 14:24:58 | 2.6      | Bottom  | 3          | 1         | 19.34           | 8.24 | 27.12         | 95.3  | 7.48     | 4.9            | 4.8      |
| HKLR    | HY/2011/03 | 2016-01-13        | Mid-Ebb   | Sunny             | IS7     | 14:25:12 | 2.6      | Bottom  | 3          | 2         | 19.34           | 8.24 | 27.12         | 95.5  | 7.49     | 5.1            | 3.5      |
| HKLR    | HY/2011/03 | 2016-01-13        | Mid-Ebb   | Sunny             | IS8     | 14:56:31 | 1.0      | Surface | 1          | 1         | 19.68           | 8.24 | 27.03         | 99.9  | 7.79     | 3.5            | 3.1      |
| HKLR    | HY/2011/03 | 2016-01-13        | Mid-Ebb   | Sunny             | IS8     | 14:56:16 | 1.0      | Surface | 1          | 2         | 19.63           | 8.24 | 27.05         | 100.2 | 7.82     | 3.8            | 2.1      |
| HKLR    | HY/2011/03 | 2016-01-13        | Mid-Ebb   | Sunny             | IS8     | 14:56:08 | 3.1      | Bottom  | 3          | 1         | 19.63           | 8.24 | 27.16         | 99.7  | 7.78     | 3.5            | 3.9      |
| HKLR    | HY/2011/03 | 2016-01-13        | Mid-Ebb   | Sunny             | IS8     | 14:56:24 | 3.1      | Bottom  | 3          | 2         | 19.63           | 8.24 | 27.16         | 100.5 | 7.84     | 3.5            | 4.8      |
| HKLR    | HY/2011/03 | 2016-01-13        | Mid-Ebb   | Sunny             | IS(Mf)9 | 14:35:45 | 1.0      | Surface | 1          | 1         | 19.52           | 8.24 | 26.94         | 97.2  | 7.61     | 3.4            | 4.2      |
| HKLR    | HY/2011/03 | 2016-01-13        | Mid-Ebb   | Sunny             | IS(Mf)9 | 14:35:06 | 1.0      | Surface | 1          | 2         | 19.5            | 8.24 | 26.95         | 98.8  | 7.73     | 3.6            | 5.1      |
| HKLR    | HY/2011/03 | 2016-01-13        | Mid-Ebb   | Sunny             | IS(Mf)9 | 14:34:56 | 2.8      | Bottom  | 3          | 1         | 19.46           | 8.24 | 27.02         | 98.9  | 7.74     | 3.4            | 4.3      |
| HKLR    | HY/2011/03 | 2016-01-13        | Mid-Ebb   | Sunny             | IS(Mf)9 | 14:35:30 | 2.8      | Bottom  | 3          | 2         | 19.42           | 8.24 | 27.05         | 97.4  | 7.64     | 3.1            | 3.7      |
| HKLR    | HY/2011/03 | 2016-01-13        | Mid-Ebb   | Sunny             | IS10    | 15:22:41 | 1.0      | Surface | 1          | 1         | 16.13           | 8.23 | 24.86         | 105.9 | 8.93     | 2.1            | 3.4      |
| HKLR    | HY/2011/03 | 2016-01-13        | Mid-Ebb   | Sunny             | IS10    | 15:21:47 | 1.0      | Surface | 1          | 2         | 16.12           | 8.22 | 25.02         | 105.6 | 8.88     | 2.2            | 4.2      |

## Water Quality Monitoring Data

| Project | Works      | Date (yyyy-mm-dd) | Tide      | Weather Condition | Station | Time     | Depth, m | Level   | Level_Code | Replicate | Temperature, °C | pH   | Salinity, ppt | DO, % | DO, mg/L | Turbidity, NTU | SS, mg/L |
|---------|------------|-------------------|-----------|-------------------|---------|----------|----------|---------|------------|-----------|-----------------|------|---------------|-------|----------|----------------|----------|
| HKLR    | HY/2011/03 | 2016-01-13        | Mid-Ebb   | Sunny             | IS10    | 15:22:28 | 5.4      | Middle  | 2          | 1         | 16.07           | 8.23 | 25.57         | 105.9 | 8.93     | 2.1            | 4.6      |
| HKLR    | HY/2011/03 | 2016-01-13        | Mid-Ebb   | Sunny             | IS10    | 15:21:34 | 5.4      | Middle  | 2          | 2         | 16.04           | 8.22 | 25.91         | 105.3 | 8.87     | 2.2            | 4.9      |
| HKLR    | HY/2011/03 | 2016-01-13        | Mid-Ebb   | Sunny             | IS10    | 15:21:22 | 9.7      | Bottom  | 3          | 1         | 16.04           | 8.22 | 26.24         | 104.8 | 8.86     | 2.1            | 4.7      |
| HKLR    | HY/2011/03 | 2016-01-13        | Mid-Ebb   | Sunny             | IS10    | 15:22:02 | 9.7      | Bottom  | 3          | 2         | 15.99           | 8.22 | 25.82         | 104.2 | 8.82     | 2.2            | 5.3      |
| HKLR    | HY/2011/03 | 2016-01-13        | Mid-Ebb   | Sunny             | SR3     | 13:54:47 | 0.8      | Middle  | 2          | 1         | 19.46           | 8.46 | 26.35         | 95.5  | 7.51     | 3              | 3.7      |
| HKLR    | HY/2011/03 | 2016-01-13        | Mid-Ebb   | Sunny             | SR3     | 13:54:40 | 0.8      | Middle  | 2          | 2         | 19.46           | 8.48 | 26.3          | 96.4  | 7.58     | 2.9            | 4.2      |
| HKLR    | HY/2011/03 | 2016-01-13        | Mid-Ebb   | Sunny             | SR4     | 14:44:46 | 1.0      | Surface | 1          | 1         | 19.74           | 8.24 | 26.96         | 99.6  | 7.76     | 3.4            | 3        |
| HKLR    | HY/2011/03 | 2016-01-13        | Mid-Ebb   | Sunny             | SR4     | 14:45:11 | 1.0      | Surface | 1          | 2         | 19.66           | 8.24 | 27.03         | 99.2  | 7.74     | 3.2            | 3.1      |
| HKLR    | HY/2011/03 | 2016-01-13        | Mid-Ebb   | Sunny             | SR4     | 14:45:04 | 2.7      | Bottom  | 3          | 1         | 19.59           | 8.24 | 27.18         | 98.8  | 7.71     | 3.3            | 4.2      |
| HKLR    | HY/2011/03 | 2016-01-13        | Mid-Ebb   | Sunny             | SR4     | 14:44:37 | 2.7      | Bottom  | 3          | 2         | 19.61           | 8.23 | 27.17         | 99.4  | 7.76     | 3.6            | 3.5      |
| HKLR    | HY/2011/03 | 2016-01-13        | Mid-Ebb   | Sunny             | SR5     | 15:10:42 | 1.0      | Surface | 1          | 1         | 16.12           | 8.23 | 25.89         | 104.2 | 8.76     | 2.2            | 3.2      |
| HKLR    | HY/2011/03 | 2016-01-13        | Mid-Ebb   | Sunny             | SR5     | 15:10:20 | 1.0      | Surface | 1          | 2         | 16.12           | 8.22 | 26.25         | 103.8 | 8.71     | 2.3            | 2.2      |
| HKLR    | HY/2011/03 | 2016-01-13        | Mid-Ebb   | Sunny             | SR5     | 15:10:12 | 4.3      | Bottom  | 3          | 1         | 16.12           | 8.22 | 26.7          | 103.9 | 8.69     | 2.3            | 4.1      |
| HKLR    | HY/2011/03 | 2016-01-13        | Mid-Ebb   | Sunny             | SR5     | 15:10:34 | 4.3      | Bottom  | 3          | 2         | 16.1            | 8.22 | 26.49         | 104   | 8.72     | 2.3            | 5.7      |
| HKLR    | HY/2011/03 | 2016-01-13        | Mid-Ebb   | Sunny             | SR10A   | 16:14:12 | 1.0      | Surface | 1          | 1         | 19.87           | 8.25 | 27.48         | 100.5 | 7.79     | 1.8            | 3.5      |
| HKLR    | HY/2011/03 | 2016-01-13        | Mid-Ebb   | Sunny             | SR10A   | 16:14:52 | 1.0      | Surface | 1          | 2         | 19.91           | 8.25 | 27.52         | 102.2 | 7.91     | 1.9            | 3.7      |
| HKLR    | HY/2011/03 | 2016-01-13        | Mid-Ebb   | Sunny             | SR10A   | 16:14:43 | 3.3      | Middle  | 2          | 1         | 19.77           | 8.25 | 27.8          | 99.9  | 7.74     | 1.5            | 2.7      |
| HKLR    | HY/2011/03 | 2016-01-13        | Mid-Ebb   | Sunny             | SR10A   | 16:14:04 | 3.3      | Middle  | 2          | 2         | 19.77           | 8.24 | 27.8          | 98.6  | 7.64     | 1.6            | 2.3      |
| HKLR    | HY/2011/03 | 2016-01-13        | Mid-Ebb   | Sunny             | SR10A   | 16:14:33 | 5.6      | Bottom  | 3          | 1         | 19.75           | 8.25 | 27.92         | 101   | 7.83     | 2              | 2.5      |
| HKLR    | HY/2011/03 | 2016-01-13        | Mid-Ebb   | Sunny             | SR10A   | 16:13:54 | 5.6      | Bottom  | 3          | 2         | 19.71           | 8.24 | 28.11         | 99    | 7.67     | 2.1            | 3.2      |
| HKLR    | HY/2011/03 | 2016-01-13        | Mid-Ebb   | Sunny             | SR10B   | 16:24:49 | 1.0      | Surface | 1          | 1         | 19.87           | 8.26 | 27.52         | 102.6 | 7.95     | 1.8            | 3.3      |
| HKLR    | HY/2011/03 | 2016-01-13        | Mid-Ebb   | Sunny             | SR10B   | 16:24:31 | 1.0      | Surface | 1          | 2         | 19.89           | 8.26 | 27.51         | 101.6 | 7.87     | 1.8            | 3.2      |
| HKLR    | HY/2011/03 | 2016-01-13        | Mid-Ebb   | Sunny             | SR10B   | 16:24:41 | 3.9      | Bottom  | 3          | 1         | 19.82           | 8.26 | 27.71         | 101.5 | 7.87     | 1.9            | 3        |
| HKLR    | HY/2011/03 | 2016-01-13        | Mid-Ebb   | Sunny             | SR10B   | 16:24:23 | 3.9      | Bottom  | 3          | 2         | 19.88           | 8.25 | 27.62         | 102.1 | 7.91     | 1.8            | 4.5      |
| HKLR    | HY/2011/03 | 2016-01-13        | Mid-Ebb   | Sunny             | CS2     | 14:01:32 | 1.0      | Surface | 1          | 1         | 16.11           | 8.32 | 31.75         | 106.7 | 8.66     | 2.1            | 3.2      |
| HKLR    | HY/2011/03 | 2016-01-13        | Mid-Ebb   | Sunny             | CS2     | 14:01:04 | 1.0      | Surface | 1          | 2         | 16.09           | 8.37 | 31.84         | 103.2 | 8.37     | 2.3            | 3.9      |
| HKLR    | HY/2011/03 | 2016-01-13        | Mid-Ebb   | Sunny             | CS2     | 14:01:21 | 3.9      | Middle  | 2          | 1         | 16              | 8.33 | 32.36         | 105.7 | 8.57     | 2.2            | 3.6      |
| HKLR    | HY/2011/03 | 2016-01-13        | Mid-Ebb   | Sunny             | CS2     | 14:00:54 | 3.9      | Middle  | 2          | 2         | 15.93           | 8.39 | 32.56         | 103.1 | 8.37     | 2.1            | 3.8      |
| HKLR    | HY/2011/03 | 2016-01-13        | Mid-Ebb   | Sunny             | CS2     | 14:00:36 | 6.7      | Bottom  | 3          | 1         | 15.9            | 8.45 | 32.66         | 101.2 | 8.21     | 2.2            | 4.6      |
| HKLR    | HY/2011/03 | 2016-01-13        | Mid-Ebb   | Sunny             | CS2     | 14:01:11 | 6.7      | Bottom  | 3          | 2         | 16.02           | 8.35 | 32.29         | 105.2 | 8.53     | 2.2            | 5.2      |
| HKLR    | HY/2011/03 | 2016-01-13        | Mid-Ebb   | Sunny             | CS(Mf)5 | 15:38:57 | 1.0      | Surface | 1          | 1         | 19.9            | 8.24 | 27.59         | 98.2  | 7.6      | 1.8            | 3.8      |
| HKLR    | HY/2011/03 | 2016-01-13        | Mid-Ebb   | Sunny             | CS(Mf)5 | 15:39:34 | 1.0      | Surface | 1          | 2         | 19.81           | 8.24 | 27.71         | 97.6  | 7.56     | 1.7            | 2.3      |
| HKLR    | HY/2011/03 | 2016-01-13        | Mid-Ebb   | Sunny             | CS(Mf)5 | 15:38:45 | 6.4      | Middle  | 2          | 1         | 19.69           | 8.23 | 28.33         | 93.9  | 7.26     | 1.7            | 4.8      |
| HKLR    | HY/2011/03 | 2016-01-13        | Mid-Ebb   | Sunny             | CS(Mf)5 | 15:39:23 | 6.4      | Middle  | 2          | 2         | 19.68           | 8.23 | 28.29         | 95.6  | 7.4      | 1.7            | 3.4      |
| HKLR    | HY/2011/03 | 2016-01-13        | Mid-Ebb   | Sunny             | CS(Mf)5 | 15:38:39 | 11.7     | Bottom  | 3          | 1         | 19.69           | 8.23 | 28.36         | 94.9  | 7.34     | 1.6            | 4.1      |
| HKLR    | HY/2011/03 | 2016-01-13        | Mid-Ebb   | Sunny             | CS(Mf)5 | 15:39:16 | 11.7     | Bottom  | 3          | 2         | 19.67           | 8.24 | 28.32         | 96.2  | 7.45     | 1.8            | 3.2      |
| HKLR    | HY/2011/03 | 2016-01-13        | Mid-Flood | Sunny             | IS5     | 11:01:01 | 1.0      | Surface | 1          | 1         | 19.23           | 8.21 | 27.9          | 97.5  | 7.63     | 2.9            | 4.4      |
| HKLR    | HY/2011/03 | 2016-01-13        | Mid-Flood | Sunny             | ISS     | 11:01:29 | 1.0      | Surface | 1          | 2         | 19.22           | 8.21 | 27.91         | 97.6  | 7.64     | 3.2            | 4.7      |
| HKLR    | HY/2011/03 | 2016-01-13        | Mid-Flood | Sunny             | ISS     | 11:00:46 | 4.4      | Middle  | 2          | 1         | 19.21           | 8.21 | 27.91         | 95    | 7.44     | 3              | 3.7      |
| HKLR    | HY/2011/03 | 2016-01-13        | Mid-Flood | Sunny             | ISS     | 11:01:20 | 4.4      | Middle  | 2          | 2         | 19.2            | 8.21 | 27.93         | 94.2  | 7.38     | 3.3            | 5        |
| HKLR    | HY/2011/03 | 2016-01-13        | Mid-Flood | Sunny             | ISS     | 11:01:12 | 7.7      | Bottom  | 3          | 1         | 19.21           | 8.21 | 27.93         | 95.4  | 7.47     | 3.1            | 5.1      |
| HKLR    | HY/2011/03 | 2016-01-13        | Mid-Flood | Sunny             | ISS     | 11:00:34 | 7.7      | Bottom  | 3          | 2         | 19.21           | 8.21 | 27.91         | 94.9  | 7.43     | 3              | 4.6      |
| HKLR    | HY/2011/03 | 2016-01-13        | Mid-Flood | Sunny             | IS(Mf)6 | 10:49:41 | 1.0      | Surface | 1          | 1         | 19.35           | 8.21 | 27.8          | 96.9  | 7.57     | 5              | 4.4      |
| HKLR    | HY/2011/03 | 2016-01-13        | Mid-Flood | Sunny             | IS(Mf)6 | 10:49:26 | 1.0      | Surface | 1          | 2         | 19.39           | 8.21 | 27.78         | 97.1  | 7.58     | 4.6            | 4.5      |
| HKLR    | HY/2011/03 | 2016-01-13        | Mid-Flood | Sunny             | IS(Mf)6 | 10:49:33 | 2.4      | Bottom  | 3          | 1         | 19.32           | 8.21 | 27.82         | 96.4  | 7.53     | 5.2            | 4.5      |
| HKLR    | HY/2011/03 | 2016-01-13        | Mid-Flood | Sunny             | IS(Mf)6 | 10:49:15 | 2.4      | Bottom  | 3          | 2         | 19.3            | 8.21 | 27.82         | 96    | 7.5      | 4.8            | 4.4      |
| HKLR    | HY/2011/03 | 2016-01-13        | Mid-Flood | Sunny             | IS7     | 10:42:54 | 1.0      | Surface | 1          | 1         | 19.45           | 8.2  | 27.83         | 97.2  | 7.57     | 4.1            | 4.6      |
| HKLR    | HY/2011/03 | 2016-01-13        | Mid-Flood | Sunny             | IS7     | 10:42:29 | 1.0      | Surface | 1          | 2         | 19.44           | 8.2  | 27.83         | 95.8  | 7.47     | 4              | 4.6      |
| HKLR    | HY/2011/03 | 2016-01-13        | Mid-Flood | Sunny             | IS7     | 10:42:41 | 2.5      | Bottom  | 3          | 1         | 19.35           | 8.2  | 27.86         | 95.9  | 7.49     | 4.1            | 7.7      |
| HKLR    | HY/2011/03 | 2016-01-13        | Mid-Flood | Sunny             | IS7     | 10:42:19 | 2.5      | Bottom  | 3          | 2         | 19.36           | 8.2  | 27.84         | 95.7  | 7.47     | 4.2            | 8.8      |
| HKLR    | HY/2011/03 | 2016-01-13        | Mid-Flood | Sunny             | IS8     | 10:07:14 | 1.0      | Surface | 1          | 1         | 19.45           | 8.2  | 27.89         | 95    | 7.41     | 5.7            | 7.1      |
| HKLR    | HY/2011/03 | 2016-01-13        | Mid-Flood | Sunny             | IS8     | 10:06:56 | 1.0      | Surface | 1          | 2         | 19.45           | 8.2  | 27.89         | 94.2  | 7.34     | 5.6            | 7.2      |

## Water Quality Monitoring Data

| Project | Works      | Date (yyyy-mm-dd) | Tide      | Weather Condition | Station | Time     | Depth, m | Level   | Level_Code | Replicate | Temperature, °C | pH   | Salinity, ppt | DO, % | DO, mg/L | Turbidity, NTU | SS, mg/L |
|---------|------------|-------------------|-----------|-------------------|---------|----------|----------|---------|------------|-----------|-----------------|------|---------------|-------|----------|----------------|----------|
| HKLR    | HY/2011/03 | 2016-01-13        | Mid-Flood | Sunny             | IS8     | 10:07:05 | 3.0      | Bottom  | 3          | 1         | 19.43           | 8.2  | 27.91         | 93.8  | 7.31     | 5.5            | 8        |
| HKLR    | HY/2011/03 | 2016-01-13        | Mid-Flood | Sunny             | IS8     | 10:06:46 | 3.0      | Bottom  | 3          | 2         | 19.43           | 8.2  | 27.9          | 95    | 7.4      | 5.7            | 8.3      |
| HKLR    | HY/2011/03 | 2016-01-13        | Mid-Flood | Sunny             | IS(Mf)9 | 10:36:59 | 1.0      | Surface | 1          | 1         | 19.48           | 8.2  | 27.89         | 96.4  | 7.51     | 3.4            | 5.9      |
| HKLR    | HY/2011/03 | 2016-01-13        | Mid-Flood | Sunny             | IS(Mf)9 | 10:36:42 | 1.0      | Surface | 1          | 2         | 19.47           | 8.19 | 27.88         | 98.8  | 7.7      | 3.4            | 6.4      |
| HKLR    | HY/2011/03 | 2016-01-13        | Mid-Flood | Sunny             | IS(Mf)9 | 10:36:33 | 2.5      | Bottom  | 3          | 1         | 19.47           | 8.19 | 27.92         | 97.1  | 7.57     | 3.4            | 5.5      |
| HKLR    | HY/2011/03 | 2016-01-13        | Mid-Flood | Sunny             | IS(Mf)9 | 10:36:53 | 2.5      | Bottom  | 3          | 2         | 19.47           | 8.19 | 27.93         | 95.4  | 7.43     | 3.3            | 5.2      |
| HKLR    | HY/2011/03 | 2016-01-13        | Mid-Flood | Sunny             | IS10    | 09:57:49 | 1.0      | Surface | 1          | 1         | 15.8            | 8.16 | 29.63         | 102.4 | 8.46     | 4.1            | 3.9      |
| HKLR    | HY/2011/03 | 2016-01-13        | Mid-Flood | Sunny             | IS10    | 09:58:23 | 1.0      | Surface | 1          | 2         | 15.8            | 8.17 | 29.04         | 102.5 | 8.5      | 4.2            | 3.3      |
| HKLR    | HY/2011/03 | 2016-01-13        | Mid-Flood | Sunny             | IS10    | 09:58:11 | 5.3      | Middle  | 2          | 1         | 15.77           | 8.17 | 29.31         | 102.2 | 8.47     | 5.2            | 5.2      |
| HKLR    | HY/2011/03 | 2016-01-13        | Mid-Flood | Sunny             | IS10    | 09:57:36 | 5.3      | Middle  | 2          | 2         | 15.77           | 8.16 | 30.02         | 102.1 | 8.42     | 5.5            | 4.5      |
| HKLR    | HY/2011/03 | 2016-01-13        | Mid-Flood | Sunny             | IS10    | 09:58:01 | 9.6      | Bottom  | 3          | 1         | 15.78           | 8.16 | 29.6          | 100.1 | 8.31     | 5.1            | 4.4      |
| HKLR    | HY/2011/03 | 2016-01-13        | Mid-Flood | Sunny             | IS10    | 09:57:27 | 9.6      | Bottom  | 3          | 2         | 15.78           | 8.16 | 30.36         | 101.2 | 8.37     | 5.2            | 3.4      |
| HKLR    | HY/2011/03 | 2016-01-13        | Mid-Flood | Sunny             | SR3     | 11:12:16 | 0.7      | Middle  | 2          | 1         | 19.23           | 8.22 | 27.92         | 94.7  | 7.41     | 3.4            | 4.8      |
| HKLR    | HY/2011/03 | 2016-01-13        | Mid-Flood | Sunny             | SR3     | 11:12:27 | 0.7      | Middle  | 2          | 2         | 19.23           | 8.22 | 27.92         | 95.6  | 7.48     | 3.2            | 4.3      |
| HKLR    | HY/2011/03 | 2016-01-13        | Mid-Flood | Sunny             | SR4     | 10:22:36 | 1.0      | Surface | 1          | 1         | 19.48           | 8.18 | 27.91         | 94.2  | 7.34     | 9.8            | 10.3     |
| HKLR    | HY/2011/03 | 2016-01-13        | Mid-Flood | Sunny             | SR4     | 10:21:59 | 1.0      | Surface | 1          | 2         | 19.47           | 8.17 | 27.9          | 95.3  | 7.43     | 9.4            | 11.2     |
| HKLR    | HY/2011/03 | 2016-01-13        | Mid-Flood | Sunny             | SR4     | 10:22:24 | 2.9      | Bottom  | 3          | 1         | 19.47           | 8.18 | 27.91         | 95.4  | 7.43     | 9.9            | 10.4     |
| HKLR    | HY/2011/03 | 2016-01-13        | Mid-Flood | Sunny             | SR4     | 10:21:46 | 2.9      | Bottom  | 3          | 2         | 19.47           | 8.17 | 27.9          | 95.6  | 7.45     | 10             | 10.5     |
| HKLR    | HY/2011/03 | 2016-01-13        | Mid-Flood | Sunny             | SR5     | 10:08:05 | 1.0      | Surface | 1          | 1         | 15.85           | 8.15 | 27.94         | 103   | 8.61     | 3.8            | 4.5      |
| HKLR    | HY/2011/03 | 2016-01-13        | Mid-Flood | Sunny             | SR5     | 10:08:21 | 1.0      | Surface | 1          | 2         | 15.85           | 8.15 | 27.68         | 102.6 | 8.59     | 3.9            | 5        |
| HKLR    | HY/2011/03 | 2016-01-13        | Mid-Flood | Sunny             | SR5     | 10:07:56 | 4.1      | Bottom  | 3          | 1         | 15.81           | 8.14 | 28.29         | 102.7 | 8.57     | 3.9            | 4        |
| HKLR    | HY/2011/03 | 2016-01-13        | Mid-Flood | Sunny             | SR5     | 10:08:12 | 4.1      | Bottom  | 3          | 2         | 15.83           | 8.15 | 27.93         | 102.5 | 8.57     | 3.8            | 3.2      |
| HKLR    | HY/2011/03 | 2016-01-13        | Mid-Flood | Sunny             | SR10A   | 08:48:06 | 1.0      | Surface | 1          | 1         | 19.56           | 8.12 | 27.38         | 92    | 7.18     | 1.9            | 3        |
| HKLR    | HY/2011/03 | 2016-01-13        | Mid-Flood | Sunny             | SR10A   | 08:48:36 | 1.0      | Surface | 1          | 2         | 19.56           | 8.13 | 27.46         | 90.9  | 7.09     | 2.1            | 2.5      |
| HKLR    | HY/2011/03 | 2016-01-13        | Mid-Flood | Sunny             | SR10A   | 08:48:27 | 3.3      | Middle  | 2          | 1         | 19.58           | 8.13 | 27.5          | 90.7  | 7.07     | 2.1            | 3.5      |
| HKLR    | HY/2011/03 | 2016-01-13        | Mid-Flood | Sunny             | SR10A   | 08:47:53 | 3.3      | Middle  | 2          | 2         | 19.59           | 8.12 | 27.47         | 91.6  | 7.13     | 2.1            | 2.9      |
| HKLR    | HY/2011/03 | 2016-01-13        | Mid-Flood | Sunny             | SR10A   | 08:48:18 | 5.6      | Bottom  | 3          | 1         | 19.57           | 8.12 | 27.54         | 90.8  | 7.07     | 2.5            | 2.9      |
| HKLR    | HY/2011/03 | 2016-01-13        | Mid-Flood | Sunny             | SR10A   | 08:47:45 | 5.6      | Bottom  | 3          | 2         | 19.58           | 8.11 | 27.5          | 91.9  | 7.17     | 2.3            | 3.4      |
| HKLR    | HY/2011/03 | 2016-01-13        | Mid-Flood | Sunny             | SR10B   | 08:35:53 | 1.0      | Surface | 1          | 1         | 19.58           | 8.07 | 27.2          | 92.4  | 7.21     | 1.8            | 3.3      |
| HKLR    | HY/2011/03 | 2016-01-13        | Mid-Flood | Sunny             | SR10B   | 08:35:21 | 1.0      | Surface | 1          | 2         | 19.57           | 8.04 | 27.05         | 92.6  | 7.24     | 1.7            | 2.1      |
| HKLR    | HY/2011/03 | 2016-01-13        | Mid-Flood | Sunny             | SR10B   | 08:35:44 | 3.8      | Bottom  | 3          | 1         | 19.59           | 8.06 | 27.23         | 91.6  | 7.15     | 1.9            | 2.6      |
| HKLR    | HY/2011/03 | 2016-01-13        | Mid-Flood | Sunny             | SR10B   | 08:35:09 | 3.8      | Bottom  | 3          | 2         | 19.59           | 8.02 | 27.05         | 92.4  | 7.22     | 1.8            | 2.5      |
| HKLR    | HY/2011/03 | 2016-01-13        | Mid-Flood | Sunny             | CS2     | 11:17:38 | 1.0      | Surface | 1          | 1         | 15.82           | 8.19 | 26.23         | 103.2 | 8.71     | 3.6            | 3.4      |
| HKLR    | HY/2011/03 | 2016-01-13        | Mid-Flood | Sunny             | CS2     | 11:17:07 | 1.0      | Surface | 1          | 2         | 15.84           | 8.19 | 26.05         | 103   | 8.71     | 3.7            | 3.9      |
| HKLR    | HY/2011/03 | 2016-01-13        | Mid-Flood | Sunny             | CS2     | 11:17:30 | 4.1      | Middle  | 2          | 1         | 15.79           | 8.19 | 26.41         | 102.7 | 8.67     | 4              | 3.2      |
| HKLR    | HY/2011/03 | 2016-01-13        | Mid-Flood | Sunny             | CS2     | 11:16:55 | 4.1      | Middle  | 2          | 2         | 15.79           | 8.18 | 26.03         | 102.8 | 8.7      | 3.8            | 4.1      |
| HKLR    | HY/2011/03 | 2016-01-13        | Mid-Flood | Sunny             | CS2     | 11:16:45 | 7.1      | Bottom  | 3          | 1         | 15.79           | 8.18 | 25.96         | 102.7 | 8.69     | 3.8            | 4.3      |
| HKLR    | HY/2011/03 | 2016-01-13        | Mid-Flood | Sunny             | CS2     | 11:17:20 | 7.1      | Bottom  | 3          | 2         | 15.79           | 8.19 | 27.15         | 102.8 | 8.64     | 3.9            | 4.5      |
| HKLR    | HY/2011/03 | 2016-01-13        | Mid-Flood | Sunny             | CS(Mf)5 | 09:20:53 | 1.0      | Surface | 1          | 1         | 19.49           | 8.19 | 27.84         | 96.1  | 7.49     | 3.5            | 2.9      |
| HKLR    | HY/2011/03 | 2016-01-13        | Mid-Flood | Sunny             | CS(Mf)5 | 09:21:43 | 1.0      | Surface | 1          | 2         | 19.47           | 8.2  | 27.86         | 93.7  | 7.3      | 3.5            | 2.9      |
| HKLR    | HY/2011/03 | 2016-01-13        | Mid-Flood | Sunny             | CS(Mf)5 | 09:21:15 | 6.5      | Middle  | 2          | 1         | 19.63           | 8.19 | 28.32         | 93.6  | 7.25     | 5              | 2.3      |
| HKLR    | HY/2011/03 | 2016-01-13        | Mid-Flood | Sunny             | CS(Mf)5 | 09:20:37 | 6.5      | Middle  | 2          | 2         | 19.63           | 8.18 | 28.29         | 94.3  | 7.31     | 4.8            | 3.3      |
| HKLR    | HY/2011/03 | 2016-01-13        | Mid-Flood | Sunny             | CS(Mf)5 | 09:20:31 | 11.9     | Bottom  | 3          | 1         | 19.61           | 8.18 | 28.24         | 93.3  | 7.23     | 4.8            | 3.2      |
| HKLR    | HY/2011/03 | 2016-01-13        | Mid-Flood | Sunny             | CS(Mf)5 | 09:21:06 | 11.9     | Bottom  | 3          | 2         | 19.61           | 8.19 | 28.28         | 93.8  | 7.27     | 4.6            | 4.2      |
| HKLR    | HY/2011/03 | 2016-01-15        | Mid-Ebb   | Rainy             | ISS     | 16:12:20 | 1.0      | Surface | 1          | 1         | 18.82           | 8.11 | 26.8          | 94.5  | 7.5      | 4              | 6.1      |
| HKLR    | HY/2011/03 | 2016-01-15        | Mid-Ebb   | Rainy             | ISS     | 16:11:50 | 1.0      | Surface | 1          | 2         | 18.82           | 8.08 | 26.76         | 94.4  | 7.49     | 3.9            | 5.4      |
| HKLR    | HY/2011/03 | 2016-01-15        | Mid-Ebb   | Rainy             | ISS     | 16:11:41 | 4.2      | Middle  | 2          | 1         | 18.82           | 8.07 | 26.96         | 94.2  | 7.47     | 4.6            | 3.5      |
| HKLR    | HY/2011/03 | 2016-01-15        | Mid-Ebb   | Rainy             | ISS     | 16:12:09 | 4.2      | Middle  | 2          | 2         | 18.82           | 8.1  | 26.98         | 93.6  | 7.42     | 4.4            | 4.3      |
| HKLR    | HY/2011/03 | 2016-01-15        | Mid-Ebb   | Rainy             | ISS     | 16:11:34 | 7.3      | Bottom  | 3          | 1         | 18.82           | 8.06 | 26.96         | 93.9  | 7.46     | 4.5            | 7.8      |
| HKLR    | HY/2011/03 | 2016-01-15        | Mid-Ebb   | Rainy             | ISS     | 16:12:03 | 7.3      | Bottom  | 3          | 2         | 18.82           | 8.09 | 26.99         | 93.6  | 7.42     | 4.4            | 9        |
| HKLR    | HY/2011/03 | 2016-01-15        | Mid-Ebb   | Rainy             | IS(Mf)6 | 16:22:22 | 1.0      | Surface | 1          | 1         | 18.78           | 8.2  | 27.11         | 96.5  | 7.65     | 2.8            | 7.2      |
| HKLR    | HY/2011/03 | 2016-01-15        | Mid-Ebb   | Rainy             | IS(Mf)6 | 16:22:56 | 1.0      | Surface | 1          | 2         | 18.77           | 8.21 | 27.13         | 96.4  | 7.64     | 2.8            | 8.2      |

## Water Quality Monitoring Data

| Project | Works      | Date (yyyy-mm-dd) | Tide    | Weather Condition | Station | Time     | Depth, m | Level   | Level_Code | Replicate | Temperature, °C | pH   | Salinity, ppt | DO, % | DO, mg/L | Turbidity, NTU | SS, mg/L |
|---------|------------|-------------------|---------|-------------------|---------|----------|----------|---------|------------|-----------|-----------------|------|---------------|-------|----------|----------------|----------|
| HKLR    | HY/2011/03 | 2016-01-15        | Mid-Ebb | Rainy             | IS(Mf)6 | 16:22:42 | 2.2      | Bottom  | 3          | 1         | 18.79           | 8.2  | 27.2          | 96.7  | 7.66     | 2.7            | 6.4      |
| HKLR    | HY/2011/03 | 2016-01-15        | Mid-Ebb | Rainy             | IS(Mf)6 | 16:22:06 | 2.2      | Bottom  | 3          | 2         | 18.78           | 8.19 | 27.14         | 96.6  | 7.66     | 2.8            | 8.2      |
| HKLR    | HY/2011/03 | 2016-01-15        | Mid-Ebb | Rainy             | IS7     | 16:27:59 | 1.0      | Surface | 1          | 1         | 18.78           | 8.22 | 27.17         | 96.1  | 7.62     | 3              | 4.1      |
| HKLR    | HY/2011/03 | 2016-01-15        | Mid-Ebb | Rainy             | IS7     | 16:28:17 | 1.0      | Surface | 1          | 2         | 18.77           | 8.23 | 27.18         | 96.5  | 7.65     | 3              | 4.9      |
| HKLR    | HY/2011/03 | 2016-01-15        | Mid-Ebb | Rainy             | IS7     | 16:27:50 | 2.4      | Bottom  | 3          | 1         | 18.79           | 8.22 | 27.2          | 96.8  | 7.67     | 3              | 4.5      |
| HKLR    | HY/2011/03 | 2016-01-15        | Mid-Ebb | Rainy             | IS7     | 16:28:06 | 2.4      | Bottom  | 3          | 2         | 18.78           | 8.22 | 27.22         | 97    | 7.69     | 3.1            | 6        |
| HKLR    | HY/2011/03 | 2016-01-15        | Mid-Ebb | Rainy             | IS8     | 16:50:52 | 1.0      | Surface | 1          | 1         | 18.82           | 8.24 | 27.32         | 95.2  | 7.53     | 3.2            | 5        |
| HKLR    | HY/2011/03 | 2016-01-15        | Mid-Ebb | Rainy             | IS8     | 16:50:38 | 1.0      | Surface | 1          | 2         | 18.81           | 8.24 | 27.32         | 95.3  | 7.54     | 3.2            | 6.1      |
| HKLR    | HY/2011/03 | 2016-01-15        | Mid-Ebb | Rainy             | IS8     | 16:50:28 | 3.0      | Bottom  | 3          | 1         | 18.87           | 8.24 | 27.41         | 95    | 7.5      | 3.2            | 5.5      |
| HKLR    | HY/2011/03 | 2016-01-15        | Mid-Ebb | Rainy             | IS8     | 16:50:44 | 3.0      | Bottom  | 3          | 2         | 18.81           | 8.24 | 27.38         | 96    | 7.59     | 3.3            | 4.9      |
| HKLR    | HY/2011/03 | 2016-01-15        | Mid-Ebb | Rainy             | IS(Mf)9 | 16:34:40 | 1.0      | Surface | 1          | 1         | 18.78           | 8.24 | 27.26         | 96.7  | 7.66     | 2.9            | 4.6      |
| HKLR    | HY/2011/03 | 2016-01-15        | Mid-Ebb | Rainy             | IS(Mf)9 | 16:34:24 | 1.0      | Surface | 1          | 2         | 18.78           | 8.23 | 27.26         | 96    | 7.6      | 2.9            | 3        |
| HKLR    | HY/2011/03 | 2016-01-15        | Mid-Ebb | Rainy             | IS(Mf)9 | 16:34:16 | 2.7      | Bottom  | 3          | 1         | 18.78           | 8.23 | 27.29         | 95.7  | 7.58     | 2.8            | 4.4      |
| HKLR    | HY/2011/03 | 2016-01-15        | Mid-Ebb | Rainy             | IS(Mf)9 | 16:34:28 | 2.7      | Bottom  | 3          | 2         | 18.78           | 8.23 | 27.29         | 95.3  | 7.55     | 2.8            | 2.9      |
| HKLR    | HY/2011/03 | 2016-01-15        | Mid-Ebb | Rainy             | IS10    | 17:03:23 | 1.0      | Surface | 1          | 1         | 15.37           | 8.09 | 22.94         | 101.3 | 8.79     | 1.6            | 3        |
| HKLR    | HY/2011/03 | 2016-01-15        | Mid-Ebb | Rainy             | IS10    | 17:04:23 | 1.0      | Surface | 1          | 2         | 15.35           | 8.08 | 22.73         | 101.2 | 8.79     | 1.7            | 3.2      |
| HKLR    | HY/2011/03 | 2016-01-15        | Mid-Ebb | Rainy             | IS10    | 17:04:08 | 5.4      | Middle  | 2          | 1         | 15.37           | 8.08 | 22.69         | 100.8 | 8.78     | 1.8            | 2.1      |
| HKLR    | HY/2011/03 | 2016-01-15        | Mid-Ebb | Rainy             | IS10    | 17:03:15 | 5.4      | Middle  | 2          | 2         | 15.48           | 8.1  | 22.98         | 101   | 8.78     | 1.8            | 3.2      |
| HKLR    | HY/2011/03 | 2016-01-15        | Mid-Ebb | Rainy             | IS10    | 17:03:08 | 9.7      | Bottom  | 3          | 1         | 15.51           | 8.09 | 24            | 101.2 | 8.72     | 2.1            | 2.2      |
| HKLR    | HY/2011/03 | 2016-01-15        | Mid-Ebb | Rainy             | IS10    | 17:03:55 | 9.7      | Bottom  | 3          | 2         | 15.41           | 8.06 | 22.86         | 100.7 | 8.77     | 1.9            | 2.3      |
| HKLR    | HY/2011/03 | 2016-01-15        | Mid-Ebb | Rainy             | SR3     | 16:01:42 | 0.7      | Middle  | 2          | 1         | 18.81           | 7.95 | 26.8          | 94.4  | 7.49     | 3.6            | 5.8      |
| HKLR    | HY/2011/03 | 2016-01-15        | Mid-Ebb | Rainy             | SR3     | 16:01:35 | 0.7      | Middle  | 2          | 2         | 18.8            | 7.95 | 26.78         | 94.7  | 7.52     | 3.5            | 4        |
| HKLR    | HY/2011/03 | 2016-01-15        | Mid-Ebb | Rainy             | SR4     | 16:44:00 | 1.0      | Surface | 1          | 1         | 18.86           | 8.23 | 27.31         | 95.4  | 7.55     | 3.1            | 3.4      |
| HKLR    | HY/2011/03 | 2016-01-15        | Mid-Ebb | Rainy             | SR4     | 16:44:18 | 1.0      | Surface | 1          | 2         | 18.84           | 8.23 | 27.3          | 95.4  | 7.55     | 3.2            | 3.5      |
| HKLR    | HY/2011/03 | 2016-01-15        | Mid-Ebb | Rainy             | SR4     | 16:43:50 | 2.7      | Bottom  | 3          | 1         | 18.88           | 8.22 | 27.36         | 95.7  | 7.56     | 3.2            | 8.7      |
| HKLR    | HY/2011/03 | 2016-01-15        | Mid-Ebb | Rainy             | SR4     | 16:44:09 | 2.7      | Bottom  | 3          | 2         | 18.89           | 8.23 | 27.38         | 95.4  | 7.54     | 3.1            | 8.8      |
| HKLR    | HY/2011/03 | 2016-01-15        | Mid-Ebb | Rainy             | SR5     | 16:51:42 | 1.0      | Surface | 1          | 1         | 15.53           | 8.08 | 24.96         | 102.1 | 8.74     | 1.5            | 3.3      |
| HKLR    | HY/2011/03 | 2016-01-15        | Mid-Ebb | Rainy             | SR5     | 16:52:07 | 1.0      | Surface | 1          | 2         | 15.49           | 8.09 | 24.4          | 102.1 | 8.78     | 1.6            | 2.2      |
| HKLR    | HY/2011/03 | 2016-01-15        | Mid-Ebb | Rainy             | SR5     | 16:51:54 | 3.8      | Bottom  | 3          | 1         | 15.51           | 8.09 | 25.11         | 102   | 8.73     | 1.9            | 2.4      |
| HKLR    | HY/2011/03 | 2016-01-15        | Mid-Ebb | Rainy             | SR5     | 16:51:27 | 3.8      | Bottom  | 3          | 2         | 15.5            | 8.07 | 25.71         | 101.9 | 8.69     | 1.8            | 4        |
| HKLR    | HY/2011/03 | 2016-01-15        | Mid-Ebb | Rainy             | SR10A   | 17:57:27 | 1.0      | Surface | 1          | 1         | 19.09           | 8.26 | 27.88         | 97.2  | 7.63     | 1.6            | 4.3      |
| HKLR    | HY/2011/03 | 2016-01-15        | Mid-Ebb | Rainy             | SR10A   | 17:57:03 | 1.0      | Surface | 1          | 2         | 19.09           | 8.26 | 27.87         | 96.8  | 7.59     | 1.6            | 4.2      |
| HKLR    | HY/2011/03 | 2016-01-15        | Mid-Ebb | Rainy             | SR10A   | 17:56:55 | 3.1      | Middle  | 2          | 1         | 19.12           | 8.26 | 27.94         | 96.6  | 7.58     | 1.7            | 3        |
| HKLR    | HY/2011/03 | 2016-01-15        | Mid-Ebb | Rainy             | SR10A   | 17:57:18 | 3.1      | Middle  | 2          | 2         | 19.13           | 8.26 | 27.95         | 95.9  | 7.52     | 1.6            | 3.1      |
| HKLR    | HY/2011/03 | 2016-01-15        | Mid-Ebb | Rainy             | SR10A   | 17:56:46 | 5.2      | Bottom  | 3          | 1         | 19.08           | 8.26 | 27.93         | 96.3  | 7.56     | 1.6            | 7        |
| HKLR    | HY/2011/03 | 2016-01-15        | Mid-Ebb | Rainy             | SR10A   | 17:57:10 | 5.2      | Bottom  | 3          | 2         | 19.1            | 8.26 | 27.98         | 95.7  | 7.5      | 1.6            | 5.9      |
| HKLR    | HY/2011/03 | 2016-01-15        | Mid-Ebb | Rainy             | SR10B   | 18:06:41 | 1.0      | Surface | 1          | 1         | 19.12           | 8.26 | 27.91         | 96    | 7.52     | 1.7            | 6        |
| HKLR    | HY/2011/03 | 2016-01-15        | Mid-Ebb | Rainy             | SR10B   | 18:06:29 | 1.0      | Surface | 1          | 2         | 19.1            | 8.26 | 27.89         | 96.1  | 7.54     | 1.7            | 4.3      |
| HKLR    | HY/2011/03 | 2016-01-15        | Mid-Ebb | Rainy             | SR10B   | 18:06:20 | 4.0      | Bottom  | 3          | 1         | 19.11           | 8.26 | 27.96         | 95.3  | 7.48     | 1.8            | 2.2      |
| HKLR    | HY/2011/03 | 2016-01-15        | Mid-Ebb | Rainy             | SR10B   | 18:06:34 | 4.0      | Bottom  | 3          | 2         | 19.1            | 8.26 | 27.95         | 96.3  | 7.55     | 1.7            | 3.9      |
| HKLR    | HY/2011/03 | 2016-01-15        | Mid-Ebb | Rainy             | CS2     | 15:40:53 | 1.0      | Surface | 1          | 1         | 15.26           | 7.88 | 29.94         | 100.8 | 8.41     | 1.9            | 2.7      |
| HKLR    | HY/2011/03 | 2016-01-15        | Mid-Ebb | Rainy             | CS2     | 15:40:22 | 1.0      | Surface | 1          | 2         | 15.28           | 7.81 | 30.21         | 101.1 | 8.41     | 2.1            | 2.2      |
| HKLR    | HY/2011/03 | 2016-01-15        | Mid-Ebb | Rainy             | CS2     | 15:40:11 | 4.0      | Middle  | 2          | 1         | 15.43           | 7.77 | 31.05         | 100.4 | 8.37     | 2.5            | 2.4      |
| HKLR    | HY/2011/03 | 2016-01-15        | Mid-Ebb | Rainy             | CS2     | 15:40:41 | 4.0      | Middle  | 2          | 2         | 15.39           | 7.86 | 30.01         | 101.7 | 8.4      | 2.4            | 2.9      |
| HKLR    | HY/2011/03 | 2016-01-15        | Mid-Ebb | Rainy             | CS2     | 15:40:00 | 7.0      | Bottom  | 3          | 1         | 15.54           | 7.69 | 31.7          | 100.9 | 8.3      | 2.5            | 3.5      |
| HKLR    | HY/2011/03 | 2016-01-15        | Mid-Ebb | Rainy             | CS2     | 15:40:34 | 7.0      | Bottom  | 3          | 2         | 15.44           | 7.83 | 31.76         | 102.2 | 8.39     | 2.4            | 4.7      |
| HKLR    | HY/2011/03 | 2016-01-15        | Mid-Ebb | Rainy             | CS(Mf)5 | 17:22:16 | 1.0      | Surface | 1          | 1         | 19.08           | 8.26 | 27.85         | 95.9  | 7.51     | 1.6            | 4.9      |
| HKLR    | HY/2011/03 | 2016-01-15        | Mid-Ebb | Rainy             | CS(Mf)5 | 17:21:26 | 1.0      | Surface | 1          | 2         | 19.1            | 8.26 | 27.86         | 95.8  | 7.52     | 1.7            | 2.6      |
| HKLR    | HY/2011/03 | 2016-01-15        | Mid-Ebb | Rainy             | CS(Mf)5 | 17:22:03 | 6.1      | Middle  | 2          | 1         | 19.17           | 8.26 | 28.05         | 95.6  | 7.48     | 1.8            | 3.6      |
| HKLR    | HY/2011/03 | 2016-01-15        | Mid-Ebb | Rainy             | CS(Mf)5 | 17:21:14 | 6.1      | Middle  | 2          | 2         | 19.23           | 8.25 | 28.16         | 95.4  | 7.45     | 1.8            | 4.6      |
| HKLR    | HY/2011/03 | 2016-01-15        | Mid-Ebb | Rainy             | CS(Mf)5 | 17:21:48 | 11.1     | Bottom  | 3          | 1         | 19.25           | 8.25 | 28.32         | 95.5  | 7.47     | 1.8            | 3.5      |
| HKLR    | HY/2011/03 | 2016-01-15        | Mid-Ebb | Rainy             | CS(Mf)5 | 17:21:07 | 11.1     | Bottom  | 3          | 2         | 19.24           | 8.25 | 28.27         | 95.3  | 7.44     | 1.8            | 4.7      |

## Water Quality Monitoring Data

| Project | Works      | Date (yyyy-mm-dd) | Tide      | Weather Condition | Station | Time     | Depth, m | Level   | Level_Code | Replicate | Temperature, °C | pH   | Salinity, ppt | DO, % | DO, mg/L | Turbidity, NTU | SS, mg/L |
|---------|------------|-------------------|-----------|-------------------|---------|----------|----------|---------|------------|-----------|-----------------|------|---------------|-------|----------|----------------|----------|
| HKLR    | HY/2011/03 | 2016-01-15        | Mid-Flood | Rainy             | IS5     | 12:00:19 | 1.0      | Surface | 1          | 1         | 18.84           | 8.25 | 27.88         | 94.9  | 7.48     | 2.8            | 3.2      |
| HKLR    | HY/2011/03 | 2016-01-15        | Mid-Flood | Rainy             | IS5     | 11:59:55 | 1.0      | Surface | 1          | 2         | 18.82           | 8.25 | 27.83         | 95.2  | 7.51     | 2.8            | 2.3      |
| HKLR    | HY/2011/03 | 2016-01-15        | Mid-Flood | Rainy             | IS5     | 11:59:45 | 4.2      | Middle  | 2          | 1         | 18.85           | 8.25 | 27.97         | 95    | 7.49     | 2.8            | 3        |
| HKLR    | HY/2011/03 | 2016-01-15        | Mid-Flood | Rainy             | IS5     | 12:00:13 | 4.2      | Middle  | 2          | 2         | 18.86           | 8.25 | 27.99         | 94.3  | 7.43     | 3              | 2.9      |
| HKLR    | HY/2011/03 | 2016-01-15        | Mid-Flood | Rainy             | IS5     | 12:00:05 | 7.4      | Bottom  | 3          | 1         | 18.85           | 8.25 | 28.01         | 94.2  | 7.42     | 3              | 7.4      |
| HKLR    | HY/2011/03 | 2016-01-15        | Mid-Flood | Rainy             | IS5     | 11:59:31 | 7.4      | Bottom  | 3          | 2         | 18.86           | 8.24 | 28.01         | 94.1  | 7.42     | 3              | 9.2      |
| HKLR    | HY/2011/03 | 2016-01-15        | Mid-Flood | Rainy             | IS(Mf)6 | 11:49:54 | 1.0      | Surface | 1          | 1         | 18.77           | 8.24 | 27.72         | 95.7  | 7.56     | 3.3            | 5.4      |
| HKLR    | HY/2011/03 | 2016-01-15        | Mid-Flood | Rainy             | IS(Mf)6 | 11:49:37 | 1.0      | Surface | 1          | 2         | 18.77           | 8.24 | 27.71         | 95.8  | 7.57     | 3.1            | 5.9      |
| HKLR    | HY/2011/03 | 2016-01-15        | Mid-Flood | Rainy             | IS(Mf)6 | 11:49:26 | 2.3      | Bottom  | 3          | 1         | 18.79           | 8.24 | 27.75         | 95.7  | 7.56     | 3.2            | 5.2      |
| HKLR    | HY/2011/03 | 2016-01-15        | Mid-Flood | Rainy             | IS(Mf)6 | 11:49:43 | 2.3      | Bottom  | 3          | 2         | 18.78           | 8.24 | 27.76         | 95.5  | 7.54     | 3.2            | 6.8      |
| HKLR    | HY/2011/03 | 2016-01-15        | Mid-Flood | Rainy             | IS7     | 11:43:56 | 1.0      | Surface | 1          | 1         | 18.92           | 8.24 | 27.68         | 94.8  | 7.47     | 3.3            | 4        |
| HKLR    | HY/2011/03 | 2016-01-15        | Mid-Flood | Rainy             | IS7     | 11:43:38 | 1.0      | Surface | 1          | 2         | 18.92           | 8.24 | 27.68         | 94.7  | 7.47     | 3.4            | 5.9      |
| HKLR    | HY/2011/03 | 2016-01-15        | Mid-Flood | Rainy             | IS7     | 11:43:30 | 2.3      | Bottom  | 3          | 1         | 18.92           | 8.24 | 27.7          | 95.4  | 7.52     | 3.5            | 3.7      |
| HKLR    | HY/2011/03 | 2016-01-15        | Mid-Flood | Rainy             | IS7     | 11:43:44 | 2.3      | Bottom  | 3          | 2         | 18.92           | 8.24 | 27.71         | 94.4  | 7.44     | 3.4            | 4.2      |
| HKLR    | HY/2011/03 | 2016-01-15        | Mid-Flood | Rainy             | IS8     | 11:22:07 | 1.0      | Surface | 1          | 1         | 19.1            | 8.23 | 27.77         | 96.8  | 7.6      | 5.5            | 12       |
| HKLR    | HY/2011/03 | 2016-01-15        | Mid-Flood | Rainy             | IS8     | 11:21:55 | 1.0      | Surface | 1          | 2         | 19.1            | 8.23 | 27.76         | 97    | 7.61     | 5.6            | 11.6     |
| HKLR    | HY/2011/03 | 2016-01-15        | Mid-Flood | Rainy             | IS8     | 11:22:00 | 3.0      | Bottom  | 3          | 1         | 19.11           | 8.23 | 27.79         | 96.9  | 7.6      | 5.7            | 12.2     |
| HKLR    | HY/2011/03 | 2016-01-15        | Mid-Flood | Rainy             | IS8     | 11:21:47 | 3.0      | Bottom  | 3          | 2         | 19.1            | 8.23 | 27.77         | 96.9  | 7.61     | 5.2            | 10.4     |
| HKLR    | HY/2011/03 | 2016-01-15        | Mid-Flood | Rainy             | IS(Mf)9 | 11:37:35 | 1.0      | Surface | 1          | 1         | 18.92           | 8.23 | 27.67         | 95.5  | 7.53     | 3.7            | 4        |
| HKLR    | HY/2011/03 | 2016-01-15        | Mid-Flood | Rainy             | IS(Mf)9 | 11:37:19 | 1.0      | Surface | 1          | 2         | 18.92           | 8.23 | 27.67         | 94.9  | 7.48     | 3.6            | 4.1      |
| HKLR    | HY/2011/03 | 2016-01-15        | Mid-Flood | Rainy             | IS(Mf)9 | 11:37:08 | 2.7      | Bottom  | 3          | 1         | 18.92           | 8.23 | 27.71         | 94.7  | 7.47     | 3.6            | 5.9      |
| HKLR    | HY/2011/03 | 2016-01-15        | Mid-Flood | Rainy             | IS(Mf)9 | 11:37:24 | 2.7      | Bottom  | 3          | 2         | 18.92           | 8.23 | 27.7          | 95.2  | 7.5      | 3.7            | 4.7      |
| HKLR    | HY/2011/03 | 2016-01-15        | Mid-Flood | Rainy             | IS10    | 11:21:04 | 1.0      | Surface | 1          | 1         | 15.52           | 8.12 | 28            | 102.4 | 8.58     | 2.3            | 3.8      |
| HKLR    | HY/2011/03 | 2016-01-15        | Mid-Flood | Rainy             | IS10    | 11:21:36 | 1.0      | Surface | 1          | 2         | 15.52           | 8.12 | 27.84         | 102.4 | 8.62     | 2.3            | 5.1      |
| HKLR    | HY/2011/03 | 2016-01-15        | Mid-Flood | Rainy             | IS10    | 11:20:52 | 5.4      | Middle  | 2          | 1         | 15.53           | 8.12 | 28.19         | 102.6 | 8.62     | 2.4            | 2.7      |
| HKLR    | HY/2011/03 | 2016-01-15        | Mid-Flood | Rainy             | IS10    | 11:21:29 | 5.4      | Middle  | 2          | 2         | 15.53           | 8.12 | 27.86         | 102.2 | 8.59     | 2.5            | 2.5      |
| HKLR    | HY/2011/03 | 2016-01-15        | Mid-Flood | Rainy             | IS10    | 11:21:17 | 9.7      | Bottom  | 3          | 1         | 15.52           | 8.12 | 27.93         | 102.1 | 8.59     | 2.6            | 3.3      |
| HKLR    | HY/2011/03 | 2016-01-15        | Mid-Flood | Rainy             | IS10    | 11:20:40 | 9.7      | Bottom  | 3          | 2         | 15.53           | 8.11 | 28.39         | 102.5 | 8.6      | 2.6            | 4.9      |
| HKLR    | HY/2011/03 | 2016-01-15        | Mid-Flood | Rainy             | SR3     | 12:06:08 | 0.7      | Middle  | 2          | 1         | 18.8            | 8.25 | 27.77         | 94.7  | 7.47     | 2.8            | 5.9      |
| HKLR    | HY/2011/03 | 2016-01-15        | Mid-Flood | Rainy             | SR3     | 12:06:14 | 0.7      | Middle  | 2          | 2         | 18.8            | 8.25 | 27.77         | 94.4  | 7.46     | 2.8            | 7        |
| HKLR    | HY/2011/03 | 2016-01-15        | Mid-Flood | Rainy             | SR4     | 11:26:12 | 1.0      | Surface | 1          | 1         | 19.09           | 8.23 | 27.79         | 95.2  | 7.47     | 7.1            | 9.8      |
| HKLR    | HY/2011/03 | 2016-01-15        | Mid-Flood | Rainy             | SR4     | 11:26:27 | 1.0      | Surface | 1          | 2         | 19.09           | 8.23 | 27.77         | 94.8  | 7.44     | 7.2            | 9.6      |
| HKLR    | HY/2011/03 | 2016-01-15        | Mid-Flood | Rainy             | SR4     | 11:26:05 | 2.8      | Bottom  | 3          | 1         | 19.09           | 8.23 | 27.83         | 95.1  | 7.47     | 7              | 11.7     |
| HKLR    | HY/2011/03 | 2016-01-15        | Mid-Flood | Rainy             | SR4     | 11:26:18 | 2.8      | Bottom  | 3          | 2         | 19.1            | 8.23 | 27.81         | 95.1  | 7.46     | 7.2            | 10.2     |
| HKLR    | HY/2011/03 | 2016-01-15        | Mid-Flood | Rainy             | SR5     | 11:26:01 | 1.0      | Surface | 1          | 1         | 15.52           | 8.13 | 26.87         | 102.4 | 8.65     | 2.6            | 3.3      |
| HKLR    | HY/2011/03 | 2016-01-15        | Mid-Flood | Rainy             | SR5     | 11:26:22 | 1.0      | Surface | 1          | 2         | 15.53           | 8.13 | 26.76         | 102.3 | 8.66     | 2.5            | 3.3      |
| HKLR    | HY/2011/03 | 2016-01-15        | Mid-Flood | Rainy             | SR5     | 11:25:49 | 4.0      | Bottom  | 3          | 1         | 15.53           | 8.13 | 27            | 102.3 | 8.66     | 2.7            | 7.3      |
| HKLR    | HY/2011/03 | 2016-01-15        | Mid-Flood | Rainy             | SR5     | 11:26:14 | 4.0      | Bottom  | 3          | 2         | 15.53           | 8.13 | 26.83         | 102.2 | 8.65     | 2.6            | 6.7      |
| HKLR    | HY/2011/03 | 2016-01-15        | Mid-Flood | Rainy             | SR10A   | 10:13:30 | 1.0      | Surface | 1          | 1         | 19.29           | 8.2  | 27.2          | 95.1  | 7.47     | 4.4            | 4.3      |
| HKLR    | HY/2011/03 | 2016-01-15        | Mid-Flood | Rainy             | SR10A   | 10:13:53 | 1.0      | Surface | 1          | 2         | 19.31           | 8.2  | 27.33         | 94.8  | 7.43     | 4.2            | 3.2      |
| HKLR    | HY/2011/03 | 2016-01-15        | Mid-Flood | Rainy             | SR10A   | 10:13:48 | 3.3      | Middle  | 2          | 1         | 19.31           | 8.2  | 27.38         | 94.6  | 7.41     | 4.2            | 3        |
| HKLR    | HY/2011/03 | 2016-01-15        | Mid-Flood | Rainy             | SR10A   | 10:13:23 | 3.3      | Middle  | 2          | 2         | 19.3            | 8.2  | 27.3          | 95.7  | 7.5      | 4.4            | 4.8      |
| HKLR    | HY/2011/03 | 2016-01-15        | Mid-Flood | Rainy             | SR10A   | 10:13:38 | 5.5      | Bottom  | 3          | 1         | 19.3            | 8.2  | 27.37         | 94.2  | 7.39     | 4.4            | 6.9      |
| HKLR    | HY/2011/03 | 2016-01-15        | Mid-Flood | Rainy             | SR10A   | 10:13:12 | 5.5      | Bottom  | 3          | 2         | 19.32           | 8.2  | 27.4          | 94.8  | 7.43     | 4.3            | 7.3      |
| HKLR    | HY/2011/03 | 2016-01-15        | Mid-Flood | Rainy             | SR10B   | 10:02:28 | 1.0      | Surface | 1          | 1         | 19.28           | 8.18 | 26.97         | 95.6  | 7.52     | 2.5            | 2.7      |
| HKLR    | HY/2011/03 | 2016-01-15        | Mid-Flood | Rainy             | SR10B   | 10:02:06 | 1.0      | Surface | 1          | 2         | 19.3            | 8.18 | 26.94         | 94.8  | 7.45     | 2.5            | 3.7      |
| HKLR    | HY/2011/03 | 2016-01-15        | Mid-Flood | Rainy             | SR10B   | 10:02:00 | 4.2      | Bottom  | 3          | 1         | 19.29           | 8.18 | 26.94         | 94.1  | 7.4      | 2.6            | 11.5     |
| HKLR    | HY/2011/03 | 2016-01-15        | Mid-Flood | Rainy             | SR10B   | 10:02:17 | 4.2      | Bottom  | 3          | 2         | 19.31           | 8.18 | 27.07         | 94.1  | 7.39     | 2.6            | 11.6     |
| HKLR    | HY/2011/03 | 2016-01-15        | Mid-Flood | Rainy             | CS2     | 12:25:42 | 1.0      | Surface | 1          | 1         | 15.45           | 8.11 | 24.23         | 101.8 | 8.77     | 2.9            | 4.7      |
| HKLR    | HY/2011/03 | 2016-01-15        | Mid-Flood | Rainy             | CS2     | 12:26:16 | 1.0      | Surface | 1          | 2         | 15.46           | 8.11 | 24.19         | 101.7 | 8.76     | 2.9            | 6.1      |
| HKLR    | HY/2011/03 | 2016-01-15        | Mid-Flood | Rainy             | CS2     | 12:25:31 | 4.1      | Middle  | 2          | 1         | 15.51           | 8.1  | 24.53         | 101.5 | 8.72     | 3.1            | 3.4      |
| HKLR    | HY/2011/03 | 2016-01-15        | Mid-Flood | Rainy             | CS2     | 12:26:06 | 4.1      | Middle  | 2          | 2         | 15.51           | 8.12 | 24.48         | 101.7 | 8.73     | 3.2            | 4.1      |

Water Quality Monitoring Data

| Project | Works      | Date (yyyy-mm-dd) | Tide      | Weather Condition | Station | Time     | Depth, m | Level   | Level_Code | Replicate | Temperature, °C | pH   | Salinity, ppt | DO, % | DO, mg/L | Turbidity, NTU | SS, mg/L |
|---------|------------|-------------------|-----------|-------------------|---------|----------|----------|---------|------------|-----------|-----------------|------|---------------|-------|----------|----------------|----------|
| HKLR    | HY/2011/03 | 2016-01-15        | Mid-Flood | Rainy             | CS2     | 12:25:20 | 7.1      | Bottom  | 3          | 1         | 15.56           | 8.08 | 25.08         | 101.7 | 8.7      | 3.2            | 7.4      |
| HKLR    | HY/2011/03 | 2016-01-15        | Mid-Flood | Rainy             | CS2     | 12:25:57 | 7.1      | Bottom  | 3          | 2         | 15.55           | 8.11 | 25.05         | 101.7 | 8.7      | 3.3            | 8        |
| HKLR    | HY/2011/03 | 2016-01-15        | Mid-Flood | Rainy             | CS(Mf)5 | 10:51:54 | 1.0      | Surface | 1          | 1         | 19.34           | 8.21 | 27.7          | 95.1  | 7.44     | 8.4            | 5.5      |
| HKLR    | HY/2011/03 | 2016-01-15        | Mid-Flood | Rainy             | CS(Mf)5 | 10:52:23 | 1.0      | Surface | 1          | 2         | 19.33           | 8.21 | 27.72         | 95.3  | 7.45     | 8.5            | 5.4      |
| HKLR    | HY/2011/03 | 2016-01-15        | Mid-Flood | Rainy             | CS(Mf)5 | 10:52:14 | 6.2      | Middle  | 2          | 1         | 19.34           | 8.21 | 27.92         | 94.8  | 7.4      | 8.5            | 5.1      |
| HKLR    | HY/2011/03 | 2016-01-15        | Mid-Flood | Rainy             | CS(Mf)5 | 10:51:44 | 6.2      | Middle  | 2          | 2         | 19.34           | 8.21 | 27.9          | 94.2  | 7.36     | 8.5            | 5.9      |
| HKLR    | HY/2011/03 | 2016-01-15        | Mid-Flood | Rainy             | CS(Mf)5 | 10:52:03 | 11.4     | Bottom  | 3          | 1         | 19.34           | 8.21 | 27.89         | 94.4  | 7.37     | 8.5            | 6.7      |
| HKLR    | HY/2011/03 | 2016-01-15        | Mid-Flood | Rainy             | CS(Mf)5 | 10:51:35 | 11.4     | Bottom  | 3          | 2         | 19.34           | 8.21 | 27.87         | 94.2  | 7.35     | 8.4            | 5.7      |
| HKLR    | HY/2011/03 | 2016-01-18        | Mid-Ebb   | Sunny             | IS5     | 08:25:04 | 1.0      | Surface | 1          | 1         | 18.13           | 8.23 | 26.5          | 91.3  | 7.3      | 2.8            | 3.4      |
| HKLR    | HY/2011/03 | 2016-01-18        | Mid-Ebb   | Sunny             | IS5     | 08:25:39 | 1.0      | Surface | 1          | 2         | 18.21           | 8.23 | 26.64         | 91.2  | 7.27     | 2.8            | 4        |
| HKLR    | HY/2011/03 | 2016-01-18        | Mid-Ebb   | Sunny             | IS5     | 08:25:30 | 4.2      | Middle  | 2          | 1         | 18.41           | 8.22 | 27.16         | 90.3  | 7.26     | 3.1            | 2.5      |
| HKLR    | HY/2011/03 | 2016-01-18        | Mid-Ebb   | Sunny             | IS5     | 08:24:54 | 4.2      | Middle  | 2          | 2         | 18.39           | 8.21 | 27.15         | 90.8  | 7.26     | 3              | 2.8      |
| HKLR    | HY/2011/03 | 2016-01-18        | Mid-Ebb   | Sunny             | IS5     | 08:25:22 | 7.3      | Bottom  | 3          | 1         | 18.44           | 8.21 | 27.22         | 90.1  | 7.25     | 3.1            | 4        |
| HKLR    | HY/2011/03 | 2016-01-18        | Mid-Ebb   | Sunny             | IS5     | 08:24:47 | 7.3      | Bottom  | 3          | 2         | 18.33           | 8.21 | 27.2          | 89.8  | 7.24     | 3.1            | 3.3      |
| HKLR    | HY/2011/03 | 2016-01-18        | Mid-Ebb   | Sunny             | IS(Mf)6 | 08:13:41 | 1.0      | Surface | 1          | 1         | 18.06           | 8.21 | 26.33         | 93    | 7.51     | 2.7            | 2.9      |
| HKLR    | HY/2011/03 | 2016-01-18        | Mid-Ebb   | Sunny             | IS(Mf)6 | 08:13:55 | 1.0      | Surface | 1          | 2         | 18.1            | 8.21 | 26.37         | 92.4  | 7.46     | 2.4            | 3        |
| HKLR    | HY/2011/03 | 2016-01-18        | Mid-Ebb   | Sunny             | IS(Mf)6 | 08:13:47 | 2.2      | Bottom  | 3          | 1         | 18.1            | 8.21 | 26.59         | 92.8  | 7.48     | 2.7            | 3.9      |
| HKLR    | HY/2011/03 | 2016-01-18        | Mid-Ebb   | Sunny             | IS(Mf)6 | 08:13:33 | 2.2      | Bottom  | 3          | 2         | 18.1            | 8.2  | 26.61         | 94.8  | 7.64     | 2.5            | 2.5      |
| HKLR    | HY/2011/03 | 2016-01-18        | Mid-Ebb   | Sunny             | IS7     | 08:06:54 | 1.0      | Surface | 1          | 1         | 18.27           | 8.21 | 25.93         | 91.5  | 7.38     | 2.1            | 3.1      |
| HKLR    | HY/2011/03 | 2016-01-18        | Mid-Ebb   | Sunny             | IS7     | 08:06:35 | 1.0      | Surface | 1          | 2         | 18.28           | 8.21 | 25.97         | 91.9  | 7.41     | 2.2            | 3.4      |
| HKLR    | HY/2011/03 | 2016-01-18        | Mid-Ebb   | Sunny             | IS7     | 08:06:27 | 2.2      | Bottom  | 3          | 1         | 18.3            | 8.2  | 26.19         | 91.5  | 7.37     | 2.2            | 3.6      |
| HKLR    | HY/2011/03 | 2016-01-18        | Mid-Ebb   | Sunny             | IS7     | 08:06:47 | 2.2      | Bottom  | 3          | 2         | 18.33           | 8.2  | 26.31         | 92    | 7.39     | 2.2            | 4.5      |
| HKLR    | HY/2011/03 | 2016-01-18        | Mid-Ebb   | Sunny             | IS8     | 07:45:26 | 1.0      | Surface | 1          | 1         | 18.38           | 8.2  | 25.46         | 94.6  | 7.63     | 5.7            | 3.7      |
| HKLR    | HY/2011/03 | 2016-01-18        | Mid-Ebb   | Sunny             | IS8     | 07:45:54 | 1.0      | Surface | 1          | 2         | 18.28           | 8.21 | 25.66         | 91.6  | 7.39     | 5.6            | 3.7      |
| HKLR    | HY/2011/03 | 2016-01-18        | Mid-Ebb   | Sunny             | IS8     | 07:45:42 | 3.0      | Bottom  | 3          | 1         | 18.44           | 8.19 | 26.42         | 91.4  | 7.32     | 5.7            | 4.9      |
| HKLR    | HY/2011/03 | 2016-01-18        | Mid-Ebb   | Sunny             | IS8     | 07:45:20 | 3.0      | Bottom  | 3          | 2         | 18.36           | 8.19 | 27.08         | 97.9  | 7.82     | 5.7            | 3.5      |
| HKLR    | HY/2011/03 | 2016-01-18        | Mid-Ebb   | Sunny             | IS(Mf)9 | 07:57:16 | 1.0      | Surface | 1          | 1         | 18.27           | 8.2  | 25.95         | 92.7  | 7.47     | 2.1            | 3.2      |
| HKLR    | HY/2011/03 | 2016-01-18        | Mid-Ebb   | Sunny             | IS(Mf)9 | 07:57:30 | 1.0      | Surface | 1          | 2         | 18.28           | 8.2  | 26            | 93.3  | 7.52     | 2.2            | 4.3      |
| HKLR    | HY/2011/03 | 2016-01-18        | Mid-Ebb   | Sunny             | IS(Mf)9 | 07:57:21 | 2.7      | Bottom  | 3          | 1         | 18.29           | 8.19 | 26.16         | 92.8  | 7.47     | 2.2            | 3.1      |
| HKLR    | HY/2011/03 | 2016-01-18        | Mid-Ebb   | Sunny             | IS(Mf)9 | 07:57:08 | 2.7      | Bottom  | 3          | 2         | 18.27           | 8.19 | 26.48         | 93.5  | 7.51     | 2.1            | 3.3      |
| HKLR    | HY/2011/03 | 2016-01-18        | Mid-Ebb   | Sunny             | IS10    | 07:06:12 | 1.0      | Surface | 1          | 1         | 14.68           | 8.09 | 23.66         | 96.1  | 8.43     | 2.3            | 3        |
| HKLR    | HY/2011/03 | 2016-01-18        | Mid-Ebb   | Sunny             | IS10    | 07:06:46 | 1.0      | Surface | 1          | 2         | 14.67           | 8.09 | 23.53         | 97.8  | 8.6      | 2.3            | 3.8      |
| HKLR    | HY/2011/03 | 2016-01-18        | Mid-Ebb   | Sunny             | IS10    | 07:06:31 | 5.2      | Middle  | 2          | 1         | 14.85           | 8.09 | 23.79         | 98.5  | 8.61     | 2.5            | 2.6      |
| HKLR    | HY/2011/03 | 2016-01-18        | Mid-Ebb   | Sunny             | IS10    | 07:05:58 | 5.2      | Middle  | 2          | 2         | 14.91           | 8.08 | 23.99         | 97    | 8.46     | 2.5            | 3.8      |
| HKLR    | HY/2011/03 | 2016-01-18        | Mid-Ebb   | Sunny             | IS10    | 07:05:48 | 9.3      | Bottom  | 3          | 1         | 15.07           | 8.07 | 25.89         | 99.9  | 8.58     | 2.4            | 3.8      |
| HKLR    | HY/2011/03 | 2016-01-18        | Mid-Ebb   | Sunny             | IS10    | 07:06:23 | 9.3      | Bottom  | 3          | 2         | 14.96           | 8.08 | 24.76         | 99    | 8.59     | 2.5            | 3.5      |
| HKLR    | HY/2011/03 | 2016-01-18        | Mid-Ebb   | Sunny             | SR3     | 08:36:17 | 0.7      | Middle  | 2          | 1         | 18.06           | 8.23 | 26.51         | 91.7  | 7.4      | 2.8            | 4.7      |
| HKLR    | HY/2011/03 | 2016-01-18        | Mid-Ebb   | Sunny             | SR3     | 08:36:10 | 0.7      | Middle  | 2          | 2         | 18.07           | 8.23 | 26.51         | 91.6  | 7.39     | 2.9            | 5.1      |
| HKLR    | HY/2011/03 | 2016-01-18        | Mid-Ebb   | Sunny             | SR4     | 07:49:59 | 1.0      | Surface | 1          | 1         | 18.29           | 8.21 | 25.58         | 91.2  | 7.37     | 5.3            | 3.4      |
| HKLR    | HY/2011/03 | 2016-01-18        | Mid-Ebb   | Sunny             | SR4     | 07:50:14 | 1.0      | Surface | 1          | 2         | 18.28           | 8.21 | 25.53         | 91.9  | 7.42     | 5.5            | 4.4      |
| HKLR    | HY/2011/03 | 2016-01-18        | Mid-Ebb   | Sunny             | SR4     | 07:50:06 | 2.8      | Bottom  | 3          | 1         | 18.33           | 8.2  | 26.4          | 91.8  | 7.38     | 5.5            | 4        |
| HKLR    | HY/2011/03 | 2016-01-18        | Mid-Ebb   | Sunny             | SR4     | 07:49:51 | 2.8      | Bottom  | 3          | 2         | 18.3            | 8.21 | 26.55         | 91.3  | 7.33     | 5.5            | 4.3      |
| HKLR    | HY/2011/03 | 2016-01-18        | Mid-Ebb   | Sunny             | SR5     | 07:15:11 | 1.0      | Surface | 1          | 1         | 14.66           | 8.09 | 23.07         | 98    | 8.64     | 2              | 3.4      |
| HKLR    | HY/2011/03 | 2016-01-18        | Mid-Ebb   | Sunny             | SR5     | 07:14:54 | 1.0      | Surface | 1          | 2         | 14.66           | 8.08 | 23.03         | 96.6  | 8.52     | 2              | 3.3      |
| HKLR    | HY/2011/03 | 2016-01-18        | Mid-Ebb   | Sunny             | SR5     | 07:14:48 | 3.8      | Bottom  | 3          | 1         | 14.66           | 8.07 | 23.04         | 96.6  | 8.51     | 2.2            | 2.3      |
| HKLR    | HY/2011/03 | 2016-01-18        | Mid-Ebb   | Sunny             | SR5     | 07:15:03 | 3.8      | Bottom  | 3          | 2         | 14.66           | 8.09 | 23.1          | 98.1  | 8.64     | 2.1            | 3.1      |
| HKLR    | HY/2011/03 | 2016-01-18        | Mid-Ebb   | Sunny             | SR10A   | 06:23:14 | 1.0      | Surface | 1          | 1         | 18.17           | 8.16 | 24.97         | 91.2  | 7.41     | 1.8            | 3.6      |
| HKLR    | HY/2011/03 | 2016-01-18        | Mid-Ebb   | Sunny             | SR10A   | 06:23:34 | 1.0      | Surface | 1          | 2         | 18.21           | 8.16 | 24.94         | 91.6  | 7.44     | 1.7            | 2.4      |
| HKLR    | HY/2011/03 | 2016-01-18        | Mid-Ebb   | Sunny             | SR10A   | 06:23:28 | 3.3      | Middle  | 2          | 1         | 18.43           | 8.14 | 26.51         | 91.4  | 7.32     | 1.7            | 2.6      |
| HKLR    | HY/2011/03 | 2016-01-18        | Mid-Ebb   | Sunny             | SR10A   | 06:23:04 | 3.3      | Middle  | 2          | 2         | 18.52           | 8.14 | 26.52         | 92    | 7.35     | 1.7            | 2.7      |
| HKLR    | HY/2011/03 | 2016-01-18        | Mid-Ebb   | Sunny             | SR10A   | 06:22:56 | 5.5      | Bottom  | 3          | 1         | 18.45           | 8.12 | 28.06         | 93.3  | 7.4      | 1.8            | 4        |
| HKLR    | HY/2011/03 | 2016-01-18        | Mid-Ebb   | Sunny             | SR10A   | 06:23:19 | 5.5      | Bottom  | 3          | 2         | 18.2            | 8.14 | 28.28         | 92.2  | 7.34     | 1.8            | 5.6      |

## Water Quality Monitoring Data

| Project | Works      | Date (yyyy-mm-dd) | Tide      | Weather Condition | Station | Time     | Depth, m | Level   | Level_Code | Replicate | Temperature, °C | pH   | Salinity, ppt | DO, % | DO, mg/L | Turbidity, NTU | SS, mg/L |
|---------|------------|-------------------|-----------|-------------------|---------|----------|----------|---------|------------|-----------|-----------------|------|---------------|-------|----------|----------------|----------|
| HKLR    | HY/2011/03 | 2016-01-18        | Mid-Ebb   | Sunny             | SR10B   | 06:13:12 | 1.0      | Surface | 1          | 1         | 18.49           | 8.05 | 24.06         | 92.6  | 7.52     | 1.7            | 4.8      |
| HKLR    | HY/2011/03 | 2016-01-18        | Mid-Ebb   | Sunny             | SR10B   | 06:13:26 | 1.0      | Surface | 1          | 2         | 18.29           | 8.08 | 24.36         | 92.2  | 7.5      | 1.8            | 4.4      |
| HKLR    | HY/2011/03 | 2016-01-18        | Mid-Ebb   | Sunny             | SR10B   | 06:13:20 | 4.0      | Bottom  | 3          | 1         | 18.28           | 8.05 | 26.78         | 92.4  | 7.41     | 1.7            | 5.3      |
| HKLR    | HY/2011/03 | 2016-01-18        | Mid-Ebb   | Sunny             | SR10B   | 06:13:06 | 4.0      | Bottom  | 3          | 2         | 18.68           | 8.02 | 26.55         | 92.3  | 7.36     | 1.8            | 5.4      |
| HKLR    | HY/2011/03 | 2016-01-18        | Mid-Ebb   | Sunny             | CS2     | 08:35:18 | 1.0      | Surface | 1          | 1         | 14.68           | 8.12 | 22.79         | 97.4  | 8.6      | 2              | 5.4      |
| HKLR    | HY/2011/03 | 2016-01-18        | Mid-Ebb   | Sunny             | CS2     | 08:34:44 | 1.0      | Surface | 1          | 2         | 14.69           | 8.12 | 22.73         | 96.7  | 8.54     | 2.1            | 5.2      |
| HKLR    | HY/2011/03 | 2016-01-18        | Mid-Ebb   | Sunny             | CS2     | 08:34:28 | 3.9      | Middle  | 2          | 1         | 14.92           | 8.12 | 23.57         | 96.1  | 8.4      | 2.2            | 5.2      |
| HKLR    | HY/2011/03 | 2016-01-18        | Mid-Ebb   | Sunny             | CS2     | 08:35:06 | 3.9      | Middle  | 2          | 2         | 14.86           | 8.12 | 23.3          | 96.7  | 8.48     | 2.1            | 3.3      |
| HKLR    | HY/2011/03 | 2016-01-18        | Mid-Ebb   | Sunny             | CS2     | 08:34:20 | 6.7      | Bottom  | 3          | 1         | 15.37           | 8.11 | 23.96         | 96.9  | 8.37     | 2              | 6.2      |
| HKLR    | HY/2011/03 | 2016-01-18        | Mid-Ebb   | Sunny             | CS2     | 08:34:58 | 6.7      | Bottom  | 3          | 2         | 15.05           | 8.11 | 23.85         | 99.1  | 8.62     | 2              | 6.2      |
| HKLR    | HY/2011/03 | 2016-01-18        | Mid-Ebb   | Sunny             | CS(Mf)5 | 07:07:47 | 1.0      | Surface | 1          | 1         | 18.41           | 8.21 | 25.45         | 90.4  | 7.29     | 1.5            | 4.7      |
| HKLR    | HY/2011/03 | 2016-01-18        | Mid-Ebb   | Sunny             | CS(Mf)5 | 07:08:18 | 1.0      | Surface | 1          | 2         | 18.53           | 8.22 | 25.2          | 90.5  | 7.29     | 1.5            | 4.4      |
| HKLR    | HY/2011/03 | 2016-01-18        | Mid-Ebb   | Sunny             | CS(Mf)5 | 07:07:35 | 6.3      | Middle  | 2          | 1         | 19.18           | 8.17 | 28.14         | 91.4  | 7.17     | 1.6            | 4.1      |
| HKLR    | HY/2011/03 | 2016-01-18        | Mid-Ebb   | Sunny             | CS(Mf)5 | 07:08:09 | 6.3      | Middle  | 2          | 2         | 19.19           | 8.17 | 28.19         | 92.4  | 7.23     | 1.5            | 3.7      |
| HKLR    | HY/2011/03 | 2016-01-18        | Mid-Ebb   | Sunny             | CS(Mf)5 | 07:07:27 | 11.5     | Bottom  | 3          | 1         | 18.97           | 8.16 | 28.3          | 91.6  | 7.16     | 1.6            | 4.8      |
| HKLR    | HY/2011/03 | 2016-01-18        | Mid-Ebb   | Sunny             | CS(Mf)5 | 07:08:01 | 11.5     | Bottom  | 3          | 2         | 19.05           | 8.17 | 28.29         | 92.3  | 7.23     | 1.6            | 4.1      |
| HKLR    | HY/2011/03 | 2016-01-18        | Mid-Flood | Sunny             | IS5     | 12:42:53 | 1.0      | Surface | 1          | 1         | 18.27           | 8.25 | 26.07         | 92.8  | 7.4      | 3.1            | 3.8      |
| HKLR    | HY/2011/03 | 2016-01-18        | Mid-Flood | Sunny             | IS5     | 12:42:11 | 1.0      | Surface | 1          | 2         | 18.25           | 8.25 | 26.29         | 94.1  | 7.51     | 3.2            | 3.6      |
| HKLR    | HY/2011/03 | 2016-01-18        | Mid-Flood | Sunny             | IS5     | 12:42:43 | 4.2      | Middle  | 2          | 1         | 18.35           | 8.24 | 26.86         | 92.1  | 7.38     | 3.2            | 4.9      |
| HKLR    | HY/2011/03 | 2016-01-18        | Mid-Flood | Sunny             | IS5     | 12:41:56 | 4.2      | Middle  | 2          | 2         | 18.33           | 8.25 | 26.76         | 93.1  | 7.5      | 3.2            | 5.1      |
| HKLR    | HY/2011/03 | 2016-01-18        | Mid-Flood | Sunny             | IS5     | 12:41:46 | 7.4      | Bottom  | 3          | 1         | 18.41           | 8.24 | 27.16         | 92.6  | 7.42     | 3.3            | 3.9      |
| HKLR    | HY/2011/03 | 2016-01-18        | Mid-Flood | Sunny             | IS5     | 12:42:34 | 7.4      | Bottom  | 3          | 2         | 18.42           | 8.24 | 27.22         | 91.4  | 7.3      | 3.2            | 4.7      |
| HKLR    | HY/2011/03 | 2016-01-18        | Mid-Flood | Sunny             | IS(Mf)6 | 12:50:17 | 1.0      | Surface | 1          | 1         | 18.25           | 8.22 | 25.86         | 95.8  | 7.73     | 1.8            | 3.2      |
| HKLR    | HY/2011/03 | 2016-01-18        | Mid-Flood | Sunny             | IS(Mf)6 | 12:50:30 | 1.0      | Surface | 1          | 2         | 18.27           | 8.22 | 25.9          | 92.7  | 7.48     | 1.7            | 2.5      |
| HKLR    | HY/2011/03 | 2016-01-18        | Mid-Flood | Sunny             | IS(Mf)6 | 12:50:08 | 2.3      | Bottom  | 3          | 1         | 18.24           | 8.22 | 25.97         | 93.9  | 7.58     | 1.7            | 2.7      |
| HKLR    | HY/2011/03 | 2016-01-18        | Mid-Flood | Sunny             | IS(Mf)6 | 12:50:22 | 2.3      | Bottom  | 3          | 2         | 18.27           | 8.22 | 26.12         | 93.9  | 7.56     | 1.7            | 3.4      |
| HKLR    | HY/2011/03 | 2016-01-18        | Mid-Flood | Sunny             | IS7     | 12:57:37 | 1.0      | Surface | 1          | 1         | 18.27           | 8.22 | 25.81         | 92.5  | 7.47     | 1.7            | 2.8      |
| HKLR    | HY/2011/03 | 2016-01-18        | Mid-Flood | Sunny             | IS7     | 12:57:25 | 1.0      | Surface | 1          | 2         | 18.26           | 8.22 | 25.8          | 92    | 7.42     | 1.7            | 3.4      |
| HKLR    | HY/2011/03 | 2016-01-18        | Mid-Flood | Sunny             | IS7     | 12:57:17 | 2.2      | Bottom  | 3          | 1         | 18.26           | 8.22 | 25.96         | 92.2  | 7.44     | 1.8            | 4.7      |
| HKLR    | HY/2011/03 | 2016-01-18        | Mid-Flood | Sunny             | IS7     | 12:57:31 | 2.2      | Bottom  | 3          | 2         | 18.26           | 8.22 | 25.98         | 92.5  | 7.46     | 1.8            | 5.1      |
| HKLR    | HY/2011/03 | 2016-01-18        | Mid-Flood | Sunny             | IS8     | 13:17:13 | 1.0      | Surface | 1          | 1         | 18.57           | 8.21 | 26.3          | 92.1  | 7.37     | 2.7            | 3.9      |
| HKLR    | HY/2011/03 | 2016-01-18        | Mid-Flood | Sunny             | IS8     | 13:16:59 | 1.0      | Surface | 1          | 2         | 18.56           | 8.21 | 26.27         | 92    | 7.36     | 2.7            | 3.4      |
| HKLR    | HY/2011/03 | 2016-01-18        | Mid-Flood | Sunny             | IS8     | 13:16:52 | 2.9      | Bottom  | 3          | 1         | 18.56           | 8.21 | 26.47         | 91.6  | 7.32     | 2.7            | 2.2      |
| HKLR    | HY/2011/03 | 2016-01-18        | Mid-Flood | Sunny             | IS8     | 13:17:06 | 2.9      | Bottom  | 3          | 2         | 18.58           | 8.21 | 26.56         | 92.2  | 7.37     | 2.7            | 3.3      |
| HKLR    | HY/2011/03 | 2016-01-18        | Mid-Flood | Sunny             | IS(Mf)9 | 13:02:59 | 1.0      | Surface | 1          | 1         | 18.53           | 8.22 | 26.25         | 94.6  | 7.57     | 4.6            | 4.3      |
| HKLR    | HY/2011/03 | 2016-01-18        | Mid-Flood | Sunny             | IS(Mf)9 | 13:03:11 | 1.0      | Surface | 1          | 2         | 18.49           | 8.22 | 26.31         | 92.8  | 7.43     | 4.5            | 4.2      |
| HKLR    | HY/2011/03 | 2016-01-18        | Mid-Flood | Sunny             | IS(Mf)9 | 13:02:51 | 2.7      | Bottom  | 3          | 1         | 18.49           | 8.21 | 26.39         | 93.7  | 7.51     | 4.6            | 4        |
| HKLR    | HY/2011/03 | 2016-01-18        | Mid-Flood | Sunny             | IS(Mf)9 | 13:03:04 | 2.7      | Bottom  | 3          | 2         | 18.51           | 8.21 | 26.42         | 94.1  | 7.53     | 4.6            | 4.2      |
| HKLR    | HY/2011/03 | 2016-01-18        | Mid-Flood | Sunny             | IS10    | 13:49:39 | 1.0      | Surface | 1          | 1         | 14.98           | 8.18 | 22.38         | 98    | 8.62     | 2.5            | 2.3      |
| HKLR    | HY/2011/03 | 2016-01-18        | Mid-Flood | Sunny             | IS10    | 13:49:06 | 1.0      | Surface | 1          | 2         | 15.01           | 8.18 | 22.67         | 97.5  | 8.56     | 2.6            | 2.4      |
| HKLR    | HY/2011/03 | 2016-01-18        | Mid-Flood | Sunny             | IS10    | 13:49:26 | 5.2      | Middle  | 2          | 1         | 15.32           | 8.17 | 24.67         | 98.9  | 8.52     | 2.6            | 2.5      |
| HKLR    | HY/2011/03 | 2016-01-18        | Mid-Flood | Sunny             | IS10    | 13:48:57 | 5.2      | Middle  | 2          | 2         | 15.31           | 8.16 | 24.56         | 97.9  | 8.44     | 2.4            | 2.7      |
| HKLR    | HY/2011/03 | 2016-01-18        | Mid-Flood | Sunny             | IS10    | 13:48:47 | 9.3      | Bottom  | 3          | 1         | 15.34           | 8.15 | 24.6          | 98.7  | 8.5      | 2.8            | 1.9      |
| HKLR    | HY/2011/03 | 2016-01-18        | Mid-Flood | Sunny             | IS10    | 13:49:21 | 9.3      | Bottom  | 3          | 2         | 15.31           | 8.16 | 24.87         | 100.5 | 8.65     | 3              | 1.9      |
| HKLR    | HY/2011/03 | 2016-01-18        | Mid-Flood | Sunny             | SR3     | 12:31:27 | 0.7      | Middle  | 2          | 1         | 18.26           | 8.35 | 26.49         | 94.2  | 7.57     | 4.4            | 4.2      |
| HKLR    | HY/2011/03 | 2016-01-18        | Mid-Flood | Sunny             | SR3     | 12:31:34 | 0.7      | Middle  | 2          | 2         | 18.26           | 8.34 | 26.57         | 95.8  | 7.7      | 4.3            | 3.9      |
| HKLR    | HY/2011/03 | 2016-01-18        | Mid-Flood | Sunny             | SR4     | 13:11:00 | 1.0      | Surface | 1          | 1         | 18.56           | 8.21 | 25.91         | 92.9  | 7.45     | 2.7            | 2.7      |
| HKLR    | HY/2011/03 | 2016-01-18        | Mid-Flood | Sunny             | SR4     | 13:10:43 | 1.0      | Surface | 1          | 2         | 18.53           | 8.21 | 26.09         | 93.1  | 7.46     | 2.8            | 2.9      |
| HKLR    | HY/2011/03 | 2016-01-18        | Mid-Flood | Sunny             | SR4     | 13:10:33 | 2.8      | Bottom  | 3          | 1         | 18.56           | 8.21 | 26.47         | 94.2  | 7.53     | 2.7            | 3.7      |
| HKLR    | HY/2011/03 | 2016-01-18        | Mid-Flood | Sunny             | SR4     | 13:10:52 | 2.8      | Bottom  | 3          | 2         | 18.59           | 8.21 | 26.58         | 92.2  | 7.36     | 2.7            | 2.4      |
| HKLR    | HY/2011/03 | 2016-01-18        | Mid-Flood | Sunny             | SR5     | 13:42:20 | 1.0      | Surface | 1          | 1         | 14.93           | 8.17 | 23.6          | 101   | 8.82     | 2.1            | 2.6      |
| HKLR    | HY/2011/03 | 2016-01-18        | Mid-Flood | Sunny             | SR5     | 13:42:49 | 1.0      | Surface | 1          | 2         | 14.91           | 8.17 | 23.22         | 99.1  | 8.68     | 2.1            | 2.7      |



## Water Quality Monitoring Data

| Project | Works      | Date (yyyy-mm-dd) | Tide      | Weather Condition | Station | Time     | Depth, m | Level   | Level_Code | Replicate | Temperature, °C | pH   | Salinity, ppt | DO, % | DO, mg/L | Turbidity, NTU | SS, mg/L |
|---------|------------|-------------------|-----------|-------------------|---------|----------|----------|---------|------------|-----------|-----------------|------|---------------|-------|----------|----------------|----------|
| HKLR    | HY/2011/03 | 2016-01-18        | Mid-Flood | Sunny             | SR5     | 13:42:09 | 4.1      | Bottom  | 3          | 1         | 14.93           | 8.16 | 24.42         | 99.3  | 8.64     | 2.5            | 3.8      |
| HKLR    | HY/2011/03 | 2016-01-18        | Mid-Flood | Sunny             | SR5     | 13:42:37 | 4.1      | Bottom  | 3          | 2         | 15              | 8.16 | 24.1          | 99.7  | 8.67     | 2.4            | 4.1      |
| HKLR    | HY/2011/03 | 2016-01-18        | Mid-Flood | Sunny             | SR10A   | 14:46:51 | 1.0      | Surface | 1          | 1         | 18.65           | 8.25 | 27.37         | 98.8  | 7.81     | 1.1            | 2.1      |
| HKLR    | HY/2011/03 | 2016-01-18        | Mid-Flood | Sunny             | SR10A   | 14:46:28 | 1.0      | Surface | 1          | 2         | 18.67           | 8.25 | 27.42         | 97.9  | 7.77     | 1.2            | 2.2      |
| HKLR    | HY/2011/03 | 2016-01-18        | Mid-Flood | Sunny             | SR10A   | 14:46:44 | 3.2      | Middle  | 2          | 1         | 18.7            | 8.24 | 27.87         | 97.5  | 7.74     | 1.2            | 3.9      |
| HKLR    | HY/2011/03 | 2016-01-18        | Mid-Flood | Sunny             | SR10A   | 14:46:21 | 3.2      | Middle  | 2          | 2         | 18.73           | 8.24 | 27.78         | 97.8  | 7.73     | 1.2            | 2.8      |
| HKLR    | HY/2011/03 | 2016-01-18        | Mid-Flood | Sunny             | SR10A   | 14:46:35 | 5.4      | Bottom  | 3          | 1         | 18.65           | 8.24 | 28.47         | 96.3  | 7.59     | 1.3            | 3.9      |
| HKLR    | HY/2011/03 | 2016-01-18        | Mid-Flood | Sunny             | SR10A   | 14:46:14 | 5.4      | Bottom  | 3          | 2         | 18.67           | 8.24 | 28.69         | 94.6  | 7.44     | 1.2            | 4.7      |
| HKLR    | HY/2011/03 | 2016-01-18        | Mid-Flood | Sunny             | SR10B   | 14:54:16 | 1.0      | Surface | 1          | 1         | 18.7            | 8.24 | 27.66         | 94.8  | 7.51     | 1.5            | 3.6      |
| HKLR    | HY/2011/03 | 2016-01-18        | Mid-Flood | Sunny             | SR10B   | 14:54:02 | 1.0      | Surface | 1          | 2         | 18.7            | 8.24 | 27.65         | 96.7  | 7.65     | 1.6            | 2.7      |
| HKLR    | HY/2011/03 | 2016-01-18        | Mid-Flood | Sunny             | SR10B   | 14:53:53 | 4.3      | Bottom  | 3          | 1         | 18.71           | 8.24 | 27.95         | 94.9  | 7.5      | 1.5            | 2.6      |
| HKLR    | HY/2011/03 | 2016-01-18        | Mid-Flood | Sunny             | SR10B   | 14:54:08 | 4.3      | Bottom  | 3          | 2         | 18.7            | 8.24 | 27.82         | 94.9  | 7.51     | 1.5            | 3.2      |
| HKLR    | HY/2011/03 | 2016-01-18        | Mid-Flood | Sunny             | CS2     | 12:25:27 | 1.0      | Surface | 1          | 1         | 15.09           | 8.18 | 30.73         | 100.7 | 8.39     | 2.7            | 2.6      |
| HKLR    | HY/2011/03 | 2016-01-18        | Mid-Flood | Sunny             | CS2     | 12:26:15 | 1.0      | Surface | 1          | 2         | 15.07           | 8.18 | 28.89         | 100.3 | 8.46     | 2.7            | 2.9      |
| HKLR    | HY/2011/03 | 2016-01-18        | Mid-Flood | Sunny             | CS2     | 12:25:14 | 3.8      | Middle  | 2          | 1         | 15.19           | 8.18 | 31.16         | 100.2 | 8.32     | 2.8            | 3.8      |
| HKLR    | HY/2011/03 | 2016-01-18        | Mid-Flood | Sunny             | CS2     | 12:25:59 | 3.8      | Middle  | 2          | 2         | 15.15           | 8.17 | 30.08         | 100.5 | 8.4      | 2.6            | 3.9      |
| HKLR    | HY/2011/03 | 2016-01-18        | Mid-Flood | Sunny             | CS2     | 12:25:02 | 6.6      | Bottom  | 3          | 1         | 15.46           | 8.17 | 32.57         | 98.4  | 8.05     | 3.1            | 2.9      |
| HKLR    | HY/2011/03 | 2016-01-18        | Mid-Flood | Sunny             | CS2     | 12:25:45 | 6.6      | Bottom  | 3          | 2         | 15.36           | 8.17 | 30.8          | 100.5 | 8.33     | 3              | 3.3      |
| HKLR    | HY/2011/03 | 2016-01-18        | Mid-Flood | Sunny             | CS(Mf)5 | 13:58:18 | 1.0      | Surface | 1          | 1         | 18.73           | 8.25 | 26.51         | 93.2  | 7.42     | 1.3            | 2.3      |
| HKLR    | HY/2011/03 | 2016-01-18        | Mid-Flood | Sunny             | CS(Mf)5 | 13:58:57 | 1.0      | Surface | 1          | 2         | 18.65           | 8.25 | 27.28         | 94    | 7.46     | 1.3            | 2.3      |
| HKLR    | HY/2011/03 | 2016-01-18        | Mid-Flood | Sunny             | CS(Mf)5 | 13:58:10 | 6.3      | Middle  | 2          | 1         | 18.97           | 8.23 | 28.97         | 93.3  | 7.29     | 1.3            | 2        |
| HKLR    | HY/2011/03 | 2016-01-18        | Mid-Flood | Sunny             | CS(Mf)5 | 13:58:43 | 6.3      | Middle  | 2          | 2         | 18.97           | 8.23 | 28.92         | 93.4  | 7.3      | 1.3            | 2.2      |
| HKLR    | HY/2011/03 | 2016-01-18        | Mid-Flood | Sunny             | CS(Mf)5 | 13:58:34 | 11.6     | Bottom  | 3          | 1         | 19.03           | 8.22 | 29.37         | 93.2  | 7.26     | 1.4            | 2.9      |
| HKLR    | HY/2011/03 | 2016-01-18        | Mid-Flood | Sunny             | CS(Mf)5 | 13:58:02 | 11.6     | Bottom  | 3          | 2         | 18.9            | 8.22 | 29.43         | 93.2  | 7.27     | 1.6            | 3.4      |
| HKLR    | HY/2011/03 | 2016-01-20        | Mid-Ebb   | Rainy             | IS5     | 11:42:23 | 1.0      | Surface | 1          | 1         | 18.26           | 8.23 | 27.52         | 92.1  | 7.35     | 3.2            | 3.1      |
| HKLR    | HY/2011/03 | 2016-01-20        | Mid-Ebb   | Rainy             | IS5     | 11:41:52 | 1.0      | Surface | 1          | 2         | 18.26           | 8.22 | 27.5          | 94.8  | 7.57     | 3.3            | 2.8      |
| HKLR    | HY/2011/03 | 2016-01-20        | Mid-Ebb   | Rainy             | IS5     | 11:41:46 | 4.3      | Middle  | 2          | 1         | 18.27           | 8.22 | 27.52         | 92.3  | 7.37     | 3.4            | 2.1      |
| HKLR    | HY/2011/03 | 2016-01-20        | Mid-Ebb   | Rainy             | IS5     | 11:42:11 | 4.3      | Middle  | 2          | 2         | 18.29           | 8.23 | 27.55         | 92.2  | 7.36     | 3.2            | 2.9      |
| HKLR    | HY/2011/03 | 2016-01-20        | Mid-Ebb   | Rainy             | IS5     | 11:42:04 | 7.5      | Bottom  | 3          | 1         | 18.28           | 8.22 | 27.56         | 91.5  | 7.31     | 3.2            | 2.3      |
| HKLR    | HY/2011/03 | 2016-01-20        | Mid-Ebb   | Rainy             | IS5     | 11:41:41 | 7.5      | Bottom  | 3          | 2         | 18.25           | 8.22 | 27.51         | 92.3  | 7.38     | 3.3            | 2.1      |
| HKLR    | HY/2011/03 | 2016-01-20        | Mid-Ebb   | Rainy             | IS(Mf)6 | 11:31:19 | 1.0      | Surface | 1          | 1         | 18.25           | 8.22 | 27.48         | 93    | 7.43     | 3.1            | 2.5      |
| HKLR    | HY/2011/03 | 2016-01-20        | Mid-Ebb   | Rainy             | IS(Mf)6 | 11:31:07 | 1.0      | Surface | 1          | 2         | 18.26           | 8.22 | 27.48         | 94.1  | 7.52     | 3.2            | 2.1      |
| HKLR    | HY/2011/03 | 2016-01-20        | Mid-Ebb   | Rainy             | IS(Mf)6 | 11:31:01 | 2.2      | Bottom  | 3          | 1         | 18.26           | 8.22 | 27.48         | 94.8  | 7.57     | 3.3            | 2.4      |
| HKLR    | HY/2011/03 | 2016-01-20        | Mid-Ebb   | Rainy             | IS(Mf)6 | 11:31:12 | 2.2      | Bottom  | 3          | 2         | 18.25           | 8.22 | 27.49         | 94.1  | 7.52     | 3.2            | 2.3      |
| HKLR    | HY/2011/03 | 2016-01-20        | Mid-Ebb   | Rainy             | IS7     | 11:23:22 | 1.0      | Surface | 1          | 1         | 18.23           | 8.23 | 27.57         | 91.4  | 7.3      | 4.6            | 2.8      |
| HKLR    | HY/2011/03 | 2016-01-20        | Mid-Ebb   | Rainy             | IS7     | 11:23:10 | 1.0      | Surface | 1          | 2         | 18.23           | 8.23 | 27.56         | 93    | 7.43     | 4.3            | 3.6      |
| HKLR    | HY/2011/03 | 2016-01-20        | Mid-Ebb   | Rainy             | IS7     | 11:23:01 | 2.3      | Bottom  | 3          | 1         | 18.22           | 8.23 | 27.57         | 93.2  | 7.45     | 4.4            | 2.6      |
| HKLR    | HY/2011/03 | 2016-01-20        | Mid-Ebb   | Rainy             | IS7     | 11:23:14 | 2.3      | Bottom  | 3          | 2         | 18.23           | 8.23 | 27.57         | 92.7  | 7.41     | 4.3            | 2.9      |
| HKLR    | HY/2011/03 | 2016-01-20        | Mid-Ebb   | Rainy             | IS8     | 10:56:02 | 1.0      | Surface | 1          | 1         | 18.3            | 8.22 | 27.82         | 93.9  | 7.48     | 2.8            | 3.1      |
| HKLR    | HY/2011/03 | 2016-01-20        | Mid-Ebb   | Rainy             | IS8     | 10:56:17 | 1.0      | Surface | 1          | 2         | 18.3            | 8.22 | 27.83         | 92.7  | 7.39     | 2.6            | 3.3      |
| HKLR    | HY/2011/03 | 2016-01-20        | Mid-Ebb   | Rainy             | IS8     | 10:56:07 | 2.8      | Bottom  | 3          | 1         | 18.3            | 8.22 | 27.83         | 93.5  | 7.45     | 2.7            | 2.6      |
| HKLR    | HY/2011/03 | 2016-01-20        | Mid-Ebb   | Rainy             | IS8     | 10:55:55 | 2.8      | Bottom  | 3          | 2         | 18.31           | 8.22 | 27.82         | 94.2  | 7.5      | 2.8            | 2.9      |
| HKLR    | HY/2011/03 | 2016-01-20        | Mid-Ebb   | Rainy             | IS(Mf)9 | 11:16:39 | 1.0      | Surface | 1          | 1         | 18.23           | 8.22 | 27.56         | 94.7  | 7.57     | 4.2            | 4.1      |
| HKLR    | HY/2011/03 | 2016-01-20        | Mid-Ebb   | Rainy             | IS(Mf)9 | 11:16:29 | 1.0      | Surface | 1          | 2         | 18.23           | 8.22 | 27.55         | 95.2  | 7.61     | 4.1            | 3.6      |
| HKLR    | HY/2011/03 | 2016-01-20        | Mid-Ebb   | Rainy             | IS(Mf)9 | 11:16:34 | 2.5      | Bottom  | 3          | 1         | 18.23           | 8.22 | 27.56         | 94.3  | 7.54     | 4.2            | 3.2      |
| HKLR    | HY/2011/03 | 2016-01-20        | Mid-Ebb   | Rainy             | IS(Mf)9 | 11:16:22 | 2.5      | Bottom  | 3          | 2         | 18.22           | 8.22 | 27.56         | 94.9  | 7.59     | 4.3            | 3.7      |
| HKLR    | HY/2011/03 | 2016-01-20        | Mid-Ebb   | Rainy             | IS10    | 09:42:57 | 1.0      | Surface | 1          | 1         | 14.95           | 8.16 | 30.27         | 102.4 | 8.45     | 1.1            | 2.5      |
| HKLR    | HY/2011/03 | 2016-01-20        | Mid-Ebb   | Rainy             | IS10    | 09:42:22 | 1.0      | Surface | 1          | 2         | 14.95           | 8.16 | 30.98         | 102.6 | 8.47     | 1.1            | 2.3      |
| HKLR    | HY/2011/03 | 2016-01-20        | Mid-Ebb   | Rainy             | IS10    | 09:42:12 | 5.3      | Middle  | 2          | 1         | 14.99           | 8.15 | 31.33         | 101   | 8.44     | 1.2            | 2.7      |
| HKLR    | HY/2011/03 | 2016-01-20        | Mid-Ebb   | Rainy             | IS10    | 09:42:46 | 5.3      | Middle  | 2          | 2         | 15.02           | 8.16 | 30.54         | 101.1 | 8.35     | 1.2            | 2.7      |
| HKLR    | HY/2011/03 | 2016-01-20        | Mid-Ebb   | Rainy             | IS10    | 09:42:36 | 9.6      | Bottom  | 3          | 1         | 14.95           | 8.16 | 30.74         | 99.6  | 8.27     | 1.3            | 2.3      |
| HKLR    | HY/2011/03 | 2016-01-20        | Mid-Ebb   | Rainy             | IS10    | 09:41:57 | 9.6      | Bottom  | 3          | 2         | 14.95           | 8.15 | 31.8          | 98.9  | 8.23     | 1.3            | 2.7      |

## Water Quality Monitoring Data

| Project | Works      | Date (yyyy-mm-dd) | Tide      | Weather Condition | Station | Time     | Depth, m | Level   | Level_Code | Replicate | Temperature, °C | pH   | Salinity, ppt | DO, % | DO, mg/L | Turbidity, NTU | SS, mg/L |
|---------|------------|-------------------|-----------|-------------------|---------|----------|----------|---------|------------|-----------|-----------------|------|---------------|-------|----------|----------------|----------|
| HKLR    | HY/2011/03 | 2016-01-20        | Mid-Ebb   | Rainy             | SR3     | 11:54:22 | 0.7      | Middle  | 2          | 1         | 18.25           | 8.23 | 27.51         | 92.8  | 7.41     | 3.2            | 2.5      |
| HKLR    | HY/2011/03 | 2016-01-20        | Mid-Ebb   | Rainy             | SR3     | 11:54:32 | 0.7      | Middle  | 2          | 2         | 18.25           | 8.23 | 27.5          | 92.5  | 7.39     | 3.2            | 2.7      |
| HKLR    | HY/2011/03 | 2016-01-20        | Mid-Ebb   | Rainy             | SR4     | 11:07:24 | 1.0      | Surface | 1          | 1         | 18.31           | 8.23 | 27.85         | 92.3  | 7.35     | 2.7            | 3        |
| HKLR    | HY/2011/03 | 2016-01-20        | Mid-Ebb   | Rainy             | SR4     | 11:07:34 | 1.0      | Surface | 1          | 2         | 18.31           | 8.23 | 27.85         | 93.4  | 7.44     | 2.8            | 2.4      |
| HKLR    | HY/2011/03 | 2016-01-20        | Mid-Ebb   | Rainy             | SR4     | 11:07:16 | 2.9      | Bottom  | 3          | 1         | 18.31           | 8.23 | 27.86         | 93.2  | 7.42     | 2.7            | 2.6      |
| HKLR    | HY/2011/03 | 2016-01-20        | Mid-Ebb   | Rainy             | SR4     | 11:07:29 | 2.9      | Bottom  | 3          | 2         | 18.31           | 8.23 | 27.86         | 92.4  | 7.36     | 2.6            | 2.6      |
| HKLR    | HY/2011/03 | 2016-01-20        | Mid-Ebb   | Rainy             | SR5     | 09:51:52 | 1.0      | Surface | 1          | 1         | 14.98           | 8.17 | 29.15         | 98.5  | 8.33     | 1.2            | 2        |
| HKLR    | HY/2011/03 | 2016-01-20        | Mid-Ebb   | Rainy             | SR5     | 09:52:13 | 1.0      | Surface | 1          | 2         | 14.96           | 8.17 | 28.86         | 98.8  | 8.35     | 1.3            | 2.3      |
| HKLR    | HY/2011/03 | 2016-01-20        | Mid-Ebb   | Rainy             | SR5     | 09:51:45 | 4.3      | Bottom  | 3          | 1         | 14.97           | 8.16 | 29.35         | 98.6  | 8.31     | 1.5            | 2.7      |
| HKLR    | HY/2011/03 | 2016-01-20        | Mid-Ebb   | Rainy             | SR5     | 09:52:03 | 4.3      | Bottom  | 3          | 2         | 14.96           | 8.17 | 29.06         | 98.5  | 8.31     | 1.4            | 2.7      |
| HKLR    | HY/2011/03 | 2016-01-20        | Mid-Ebb   | Rainy             | SR10A   | 09:12:12 | 1.0      | Surface | 1          | 1         | 18.81           | 8.17 | 28.76         | 91.5  | 7.18     | 1.8            | 2.6      |
| HKLR    | HY/2011/03 | 2016-01-20        | Mid-Ebb   | Rainy             | SR10A   | 09:11:20 | 1.0      | Surface | 1          | 2         | 18.81           | 8.15 | 28.78         | 92.8  | 7.28     | 1.7            | 2.1      |
| HKLR    | HY/2011/03 | 2016-01-20        | Mid-Ebb   | Rainy             | SR10A   | 09:11:09 | 3.3      | Middle  | 2          | 1         | 18.82           | 8.15 | 28.79         | 93    | 7.29     | 1.8            | 2.8      |
| HKLR    | HY/2011/03 | 2016-01-20        | Mid-Ebb   | Rainy             | SR10A   | 09:11:59 | 3.3      | Middle  | 2          | 2         | 18.81           | 8.16 | 28.79         | 91.7  | 7.2      | 1.7            | 2.2      |
| HKLR    | HY/2011/03 | 2016-01-20        | Mid-Ebb   | Rainy             | SR10A   | 09:10:58 | 5.6      | Bottom  | 3          | 1         | 18.82           | 8.14 | 28.82         | 91.5  | 7.18     | 1.8            | 2.5      |
| HKLR    | HY/2011/03 | 2016-01-20        | Mid-Ebb   | Rainy             | SR10A   | 09:11:49 | 5.6      | Bottom  | 3          | 2         | 18.82           | 8.16 | 28.83         | 93.7  | 7.35     | 1.6            | 2.3      |
| HKLR    | HY/2011/03 | 2016-01-20        | Mid-Ebb   | Rainy             | SR10B   | 08:56:36 | 1.0      | Surface | 1          | 1         | 18.82           | 8.08 | 28.72         | 93.1  | 7.31     | 2              | 1.6      |
| HKLR    | HY/2011/03 | 2016-01-20        | Mid-Ebb   | Rainy             | SR10B   | 08:56:19 | 1.0      | Surface | 1          | 2         | 18.83           | 8.06 | 28.57         | 93    | 7.3      | 2              | 1.4      |
| HKLR    | HY/2011/03 | 2016-01-20        | Mid-Ebb   | Rainy             | SR10B   | 08:56:13 | 4.2      | Bottom  | 3          | 1         | 18.83           | 8.05 | 28.51         | 92.7  | 7.28     | 2.2            | 1.6      |
| HKLR    | HY/2011/03 | 2016-01-20        | Mid-Ebb   | Rainy             | SR10B   | 08:56:26 | 4.2      | Bottom  | 3          | 2         | 18.82           | 8.07 | 28.68         | 92.2  | 7.24     | 2.3            | 1.5      |
| HKLR    | HY/2011/03 | 2016-01-20        | Mid-Ebb   | Rainy             | CS2     | 11:19:15 | 1.0      | Surface | 1          | 1         | 14.99           | 8.15 | 26.79         | 98.9  | 8.45     | 1.1            | 2.1      |
| HKLR    | HY/2011/03 | 2016-01-20        | Mid-Ebb   | Rainy             | CS2     | 11:19:45 | 1.0      | Surface | 1          | 2         | 15              | 8.16 | 26.87         | 99.2  | 8.51     | 1.1            | 3.2      |
| HKLR    | HY/2011/03 | 2016-01-20        | Mid-Ebb   | Rainy             | CS2     | 11:19:35 | 4.0      | Middle  | 2          | 1         | 15.01           | 8.16 | 26.82         | 98.5  | 8.43     | 1.1            | 2.7      |
| HKLR    | HY/2011/03 | 2016-01-20        | Mid-Ebb   | Rainy             | CS2     | 11:19:06 | 4.0      | Middle  | 2          | 2         | 15.02           | 8.14 | 26.76         | 98.4  | 8.41     | 1.2            | 3.1      |
| HKLR    | HY/2011/03 | 2016-01-20        | Mid-Ebb   | Rainy             | CS2     | 11:18:57 | 7.0      | Bottom  | 3          | 1         | 15.04           | 8.13 | 26.82         | 98.3  | 8.41     | 1.2            | 2.1      |
| HKLR    | HY/2011/03 | 2016-01-20        | Mid-Ebb   | Rainy             | CS2     | 11:19:27 | 7.0      | Bottom  | 3          | 2         | 15.01           | 8.16 | 26.88         | 98.4  | 8.41     | 1.2            | 2.1      |
| HKLR    | HY/2011/03 | 2016-01-20        | Mid-Ebb   | Rainy             | CS(Mf)5 | 09:54:15 | 1.0      | Surface | 1          | 1         | 18.8            | 8.19 | 28.8          | 92.5  | 7.26     | 1.7            | 3.5      |
| HKLR    | HY/2011/03 | 2016-01-20        | Mid-Ebb   | Rainy             | CS(Mf)5 | 09:54:49 | 1.0      | Surface | 1          | 2         | 18.79           | 8.2  | 28.81         | 91.1  | 7.15     | 1.9            | 2.3      |
| HKLR    | HY/2011/03 | 2016-01-20        | Mid-Ebb   | Rainy             | CS(Mf)5 | 09:54:34 | 6.8      | Middle  | 2          | 1         | 18.82           | 8.19 | 28.91         | 90.7  | 7.11     | 1.7            | 3.2      |
| HKLR    | HY/2011/03 | 2016-01-20        | Mid-Ebb   | Rainy             | CS(Mf)5 | 09:53:58 | 6.8      | Middle  | 2          | 2         | 18.81           | 8.19 | 28.86         | 92.8  | 7.28     | 1.7            | 3        |
| HKLR    | HY/2011/03 | 2016-01-20        | Mid-Ebb   | Rainy             | CS(Mf)5 | 09:54:25 | 12.6     | Bottom  | 3          | 1         | 18.81           | 8.19 | 28.89         | 90.8  | 7.12     | 1.7            | 2.5      |
| HKLR    | HY/2011/03 | 2016-01-20        | Mid-Ebb   | Rainy             | CS(Mf)5 | 09:53:50 | 12.6     | Bottom  | 3          | 2         | 18.81           | 8.19 | 28.85         | 90.8  | 7.12     | 1.8            | 2.5      |
| HKLR    | HY/2011/03 | 2016-01-20        | Mid-Flood | Rainy             | IS5     | 14:24:58 | 1.0      | Surface | 1          | 1         | 18.08           | 8.25 | 28.31         | 92.8  | 7.4      | 5.4            | 4.7      |
| HKLR    | HY/2011/03 | 2016-01-20        | Mid-Flood | Rainy             | IS5     | 14:25:30 | 1.0      | Surface | 1          | 2         | 18.11           | 8.25 | 28.28         | 93.7  | 7.48     | 5              | 4.8      |
| HKLR    | HY/2011/03 | 2016-01-20        | Mid-Flood | Rainy             | IS5     | 14:24:47 | 4.3      | Middle  | 2          | 1         | 18.12           | 8.25 | 28.41         | 94.5  | 7.53     | 5.2            | 5.3      |
| HKLR    | HY/2011/03 | 2016-01-20        | Mid-Flood | Rainy             | IS5     | 14:25:22 | 4.3      | Middle  | 2          | 2         | 18.16           | 8.25 | 28.42         | 96.7  | 7.7      | 4.8            | 5.1      |
| HKLR    | HY/2011/03 | 2016-01-20        | Mid-Flood | Rainy             | IS5     | 14:25:14 | 7.6      | Bottom  | 3          | 1         | 18.15           | 8.25 | 28.45         | 93    | 7.41     | 5              | 5        |
| HKLR    | HY/2011/03 | 2016-01-20        | Mid-Flood | Rainy             | IS5     | 14:24:43 | 7.6      | Bottom  | 3          | 2         | 18.12           | 8.25 | 28.47         | 92.6  | 7.38     | 5.2            | 5.2      |
| HKLR    | HY/2011/03 | 2016-01-20        | Mid-Flood | Rainy             | IS(Mf)6 | 14:33:44 | 1.0      | Surface | 1          | 1         | 18.22           | 8.24 | 28.11         | 94.7  | 7.55     | 5.1            | 4.2      |
| HKLR    | HY/2011/03 | 2016-01-20        | Mid-Flood | Rainy             | IS(Mf)6 | 14:33:29 | 1.0      | Surface | 1          | 2         | 18.22           | 8.24 | 28.12         | 93.8  | 7.47     | 5.3            | 4.5      |
| HKLR    | HY/2011/03 | 2016-01-20        | Mid-Flood | Rainy             | IS(Mf)6 | 14:33:23 | 2.2      | Bottom  | 3          | 1         | 18.22           | 8.24 | 28.13         | 94.5  | 7.53     | 5.3            | 4        |
| HKLR    | HY/2011/03 | 2016-01-20        | Mid-Flood | Rainy             | IS(Mf)6 | 14:33:36 | 2.2      | Bottom  | 3          | 2         | 18.23           | 8.24 | 28.14         | 94.7  | 7.54     | 5.2            | 5.5      |
| HKLR    | HY/2011/03 | 2016-01-20        | Mid-Flood | Rainy             | IS7     | 14:40:33 | 1.0      | Surface | 1          | 1         | 18.07           | 8.24 | 27.97         | 96.8  | 7.74     | 3.9            | 2.5      |
| HKLR    | HY/2011/03 | 2016-01-20        | Mid-Flood | Rainy             | IS7     | 14:40:54 | 1.0      | Surface | 1          | 2         | 18.07           | 8.25 | 27.97         | 96.5  | 7.71     | 3.7            | 3.4      |
| HKLR    | HY/2011/03 | 2016-01-20        | Mid-Flood | Rainy             | IS7     | 14:40:39 | 2.4      | Bottom  | 3          | 1         | 18.08           | 8.24 | 28            | 96.4  | 7.7      | 3.8            | 4        |
| HKLR    | HY/2011/03 | 2016-01-20        | Mid-Flood | Rainy             | IS7     | 14:40:27 | 2.4      | Bottom  | 3          | 2         | 18.07           | 8.24 | 27.97         | 95.9  | 7.67     | 4              | 3        |
| HKLR    | HY/2011/03 | 2016-01-20        | Mid-Flood | Rainy             | IS8     | 15:09:55 | 1.0      | Surface | 1          | 1         | 18.41           | 8.24 | 28.41         | 92.9  | 7.36     | 6.2            | 4.6      |
| HKLR    | HY/2011/03 | 2016-01-20        | Mid-Flood | Rainy             | IS8     | 15:09:20 | 1.0      | Surface | 1          | 2         | 18.43           | 8.24 | 28.43         | 92.7  | 7.34     | 6.2            | 5.6      |
| HKLR    | HY/2011/03 | 2016-01-20        | Mid-Flood | Rainy             | IS8     | 15:09:46 | 2.9      | Bottom  | 3          | 1         | 18.51           | 8.23 | 28.58         | 94.3  | 7.45     | 5.8            | 5.3      |
| HKLR    | HY/2011/03 | 2016-01-20        | Mid-Flood | Rainy             | IS8     | 15:09:12 | 2.9      | Bottom  | 3          | 2         | 18.48           | 8.24 | 28.62         | 92.6  | 7.32     | 6.4            | 5.2      |
| HKLR    | HY/2011/03 | 2016-01-20        | Mid-Flood | Rainy             | IS(Mf)9 | 14:50:22 | 1.0      | Surface | 1          | 1         | 18.33           | 8.23 | 28.19         | 94.6  | 7.52     | 3.3            | 3.9      |
| HKLR    | HY/2011/03 | 2016-01-20        | Mid-Flood | Rainy             | IS(Mf)9 | 14:49:53 | 1.0      | Surface | 1          | 2         | 18.34           | 8.23 | 28.2          | 93.8  | 7.45     | 3.3            | 3        |

## Water Quality Monitoring Data

| Project | Works      | Date (yyyy-mm-dd) | Tide      | Weather Condition | Station | Time     | Depth, m | Level   | Level_Code | Replicate | Temperature, °C | pH   | Salinity, ppt | DO, % | DO, mg/L | Turbidity, NTU | SS, mg/L |
|---------|------------|-------------------|-----------|-------------------|---------|----------|----------|---------|------------|-----------|-----------------|------|---------------|-------|----------|----------------|----------|
| HKLR    | HY/2011/03 | 2016-01-20        | Mid-Flood | Rainy             | IS(Mf)9 | 14:50:15 | 2.2      | Bottom  | 3          | 1         | 18.34           | 8.23 | 28.2          | 94.2  | 7.48     | 3.1            | 2.8      |
| HKLR    | HY/2011/03 | 2016-01-20        | Mid-Flood | Rainy             | IS(Mf)9 | 14:49:49 | 2.2      | Bottom  | 3          | 2         | 18.35           | 8.23 | 28.21         | 93.5  | 7.43     | 3.2            | 4.8      |
| HKLR    | HY/2011/03 | 2016-01-20        | Mid-Flood | Rainy             | IS10    | 16:08:13 | 1.0      | Surface | 1          | 1         | 14.96           | 8.21 | 26.12         | 102.6 | 8.83     | 1.3            | 2.7      |
| HKLR    | HY/2011/03 | 2016-01-20        | Mid-Flood | Rainy             | IS10    | 16:08:48 | 1.0      | Surface | 1          | 2         | 14.97           | 8.21 | 25.83         | 102.8 | 8.85     | 1.3            | 2.3      |
| HKLR    | HY/2011/03 | 2016-01-20        | Mid-Flood | Rainy             | IS10    | 16:08:36 | 5.4      | Middle  | 2          | 1         | 14.97           | 8.21 | 26.03         | 102.5 | 8.81     | 1.5            | 2.1      |
| HKLR    | HY/2011/03 | 2016-01-20        | Mid-Flood | Rainy             | IS10    | 16:08:04 | 5.4      | Middle  | 2          | 2         | 14.97           | 8.21 | 25.85         | 102.3 | 8.81     | 1.5            | 2.2      |
| HKLR    | HY/2011/03 | 2016-01-20        | Mid-Flood | Rainy             | IS10    | 16:07:50 | 9.7      | Bottom  | 3          | 1         | 14.96           | 8.21 | 26.05         | 102.3 | 8.8      | 1.6            | 2        |
| HKLR    | HY/2011/03 | 2016-01-20        | Mid-Flood | Rainy             | IS10    | 16:08:24 | 9.7      | Bottom  | 3          | 2         | 14.96           | 8.21 | 26.2          | 102.1 | 8.78     | 1.6            | 3.4      |
| HKLR    | HY/2011/03 | 2016-01-20        | Mid-Flood | Rainy             | SR3     | 14:09:34 | 0.7      | Middle  | 2          | 1         | 17.99           | 8.28 | 28.39         | 93.3  | 7.45     | 5.7            | 5.5      |
| HKLR    | HY/2011/03 | 2016-01-20        | Mid-Flood | Rainy             | SR3     | 14:09:42 | 0.7      | Middle  | 2          | 2         | 17.98           | 8.27 | 28.37         | 93.6  | 7.48     | 5.5            | 5.2      |
| HKLR    | HY/2011/03 | 2016-01-20        | Mid-Flood | Rainy             | SR4     | 15:01:42 | 1.0      | Surface | 1          | 1         | 18.43           | 8.24 | 28.45         | 92.2  | 7.3      | 5.5            | 5.5      |
| HKLR    | HY/2011/03 | 2016-01-20        | Mid-Flood | Rainy             | SR4     | 15:02:02 | 1.0      | Surface | 1          | 2         | 18.42           | 8.24 | 28.44         | 92.4  | 7.32     | 5.8            | 5.3      |
| HKLR    | HY/2011/03 | 2016-01-20        | Mid-Flood | Rainy             | SR4     | 15:01:32 | 2.8      | Bottom  | 3          | 1         | 18.53           | 8.23 | 28.71         | 92.8  | 7.32     | 5.3            | 6.1      |
| HKLR    | HY/2011/03 | 2016-01-20        | Mid-Flood | Rainy             | SR4     | 15:01:51 | 2.8      | Bottom  | 3          | 2         | 18.53           | 8.23 | 28.7          | 92.6  | 7.31     | 5.7            | 5.6      |
| HKLR    | HY/2011/03 | 2016-01-20        | Mid-Flood | Rainy             | SR5     | 16:00:39 | 1.0      | Surface | 1          | 1         | 14.96           | 8.2  | 26.43         | 102.2 | 8.75     | 1.2            | 1        |
| HKLR    | HY/2011/03 | 2016-01-20        | Mid-Flood | Rainy             | SR5     | 16:01:10 | 1.0      | Surface | 1          | 2         | 14.97           | 8.2  | 26.37         | 100.3 | 8.61     | 1              | 1        |
| HKLR    | HY/2011/03 | 2016-01-20        | Mid-Flood | Rainy             | SR5     | 16:00:48 | 4.4      | Bottom  | 3          | 1         | 14.96           | 8.2  | 27.44         | 99.7  | 8.5      | 1.2            | 1.6      |
| HKLR    | HY/2011/03 | 2016-01-20        | Mid-Flood | Rainy             | SR5     | 16:00:26 | 4.4      | Bottom  | 3          | 2         | 14.96           | 8.2  | 26.76         | 100.9 | 8.66     | 1.3            | 1.5      |
| HKLR    | HY/2011/03 | 2016-01-20        | Mid-Flood | Rainy             | SR10A   | 16:36:03 | 1.0      | Surface | 1          | 1         | 18.79           | 8.26 | 29.57         | 93.6  | 7.31     | 1.6            | 0.9      |
| HKLR    | HY/2011/03 | 2016-01-20        | Mid-Flood | Rainy             | SR10A   | 16:35:37 | 1.0      | Surface | 1          | 2         | 18.78           | 8.26 | 29.57         | 91.6  | 7.16     | 1.5            | 1        |
| HKLR    | HY/2011/03 | 2016-01-20        | Mid-Flood | Rainy             | SR10A   | 16:35:28 | 3.3      | Middle  | 2          | 1         | 18.8            | 8.26 | 29.59         | 91.6  | 7.16     | 1.5            | 1        |
| HKLR    | HY/2011/03 | 2016-01-20        | Mid-Flood | Rainy             | SR10A   | 16:35:54 | 3.3      | Middle  | 2          | 2         | 18.8            | 8.26 | 29.6          | 93.9  | 7.33     | 1.6            | 0.9      |
| HKLR    | HY/2011/03 | 2016-01-20        | Mid-Flood | Rainy             | SR10A   | 16:35:20 | 5.6      | Bottom  | 3          | 1         | 18.81           | 8.26 | 29.63         | 91    | 7.1      | 1.9            | 1.3      |
| HKLR    | HY/2011/03 | 2016-01-20        | Mid-Flood | Rainy             | SR10A   | 16:35:47 | 5.6      | Bottom  | 3          | 2         | 18.8            | 8.26 | 29.62         | 92    | 7.18     | 1.8            | 1.4      |
| HKLR    | HY/2011/03 | 2016-01-20        | Mid-Flood | Rainy             | SR10B   | 16:46:39 | 1.0      | Surface | 1          | 1         | 18.77           | 8.26 | 29.58         | 94.1  | 7.36     | 1.6            | 0.8      |
| HKLR    | HY/2011/03 | 2016-01-20        | Mid-Flood | Rainy             | SR10B   | 16:46:20 | 1.0      | Surface | 1          | 2         | 18.78           | 8.26 | 29.58         | 93    | 7.26     | 1.4            | 0.8      |
| HKLR    | HY/2011/03 | 2016-01-20        | Mid-Flood | Rainy             | SR10B   | 16:46:11 | 4.4      | Bottom  | 3          | 1         | 18.78           | 8.26 | 29.6          | 93.4  | 7.3      | 1.5            | 0.9      |
| HKLR    | HY/2011/03 | 2016-01-20        | Mid-Flood | Rainy             | SR10B   | 16:46:26 | 4.4      | Bottom  | 3          | 2         | 18.77           | 8.26 | 29.59         | 92.1  | 7.19     | 1.5            | 1        |
| HKLR    | HY/2011/03 | 2016-01-20        | Mid-Flood | Rainy             | CS2     | 14:46:10 | 1.0      | Surface | 1          | 1         | 14.97           | 8.23 | 33.02         | 101.1 | 8.33     | 1.1            | 1.3      |
| HKLR    | HY/2011/03 | 2016-01-20        | Mid-Flood | Rainy             | CS2     | 14:45:37 | 1.0      | Surface | 1          | 2         | 14.97           | 8.24 | 33.15         | 101.7 | 8.37     | 1              | 1.2      |
| HKLR    | HY/2011/03 | 2016-01-20        | Mid-Flood | Rainy             | CS2     | 14:46:02 | 4.1      | Middle  | 2          | 1         | 14.97           | 8.23 | 33.06         | 100.4 | 8.27     | 1.1            | 1.6      |
| HKLR    | HY/2011/03 | 2016-01-20        | Mid-Flood | Rainy             | CS2     | 14:45:23 | 4.1      | Middle  | 2          | 2         | 14.96           | 8.26 | 33.21         | 100.6 | 8.28     | 1.1            | 1.4      |
| HKLR    | HY/2011/03 | 2016-01-20        | Mid-Flood | Rainy             | CS2     | 14:45:08 | 7.2      | Bottom  | 3          | 1         | 14.97           | 8.28 | 33.28         | 99    | 8.16     | 1.1            | 1.4      |
| HKLR    | HY/2011/03 | 2016-01-20        | Mid-Flood | Rainy             | CS2     | 14:45:52 | 7.2      | Bottom  | 3          | 2         | 14.97           | 8.24 | 33.1          | 99.3  | 8.18     | 1.2            | 1.4      |
| HKLR    | HY/2011/03 | 2016-01-20        | Mid-Flood | Rainy             | CS(Mf)5 | 15:53:29 | 1.0      | Surface | 1          | 1         | 18.79           | 8.25 | 29.51         | 94    | 7.35     | 1.6            | 0.8      |
| HKLR    | HY/2011/03 | 2016-01-20        | Mid-Flood | Rainy             | CS(Mf)5 | 15:54:20 | 1.0      | Surface | 1          | 2         | 18.78           | 8.25 | 29.52         | 93.4  | 7.3      | 1.6            | 0.9      |
| HKLR    | HY/2011/03 | 2016-01-20        | Mid-Flood | Rainy             | CS(Mf)5 | 15:54:03 | 7        | Middle  | 2          | 1         | 18.82           | 8.25 | 29.67         | 90.1  | 7.03     | 1.8            | 1.1      |
| HKLR    | HY/2011/03 | 2016-01-20        | Mid-Flood | Rainy             | CS(Mf)5 | 15:53:18 | 7        | Middle  | 2          | 2         | 18.82           | 8.24 | 29.64         | 91.5  | 7.14     | 1.7            | 0.8      |
| HKLR    | HY/2011/03 | 2016-01-20        | Mid-Flood | Rainy             | CS(Mf)5 | 15:53:12 | 12.9     | Bottom  | 3          | 1         | 18.81           | 8.24 | 29.62         | 91.6  | 7.15     | 1.8            | 0.8      |
| HKLR    | HY/2011/03 | 2016-01-20        | Mid-Flood | Rainy             | CS(Mf)5 | 15:53:55 | 12.9     | Bottom  | 3          | 2         | 18.82           | 8.25 | 29.68         | 90.9  | 7.09     | 1.8            | 0.8      |
| HKLR    | HY/2011/03 | 2016-01-22        | Mid-Ebb   | Cloudy            | ISS     | 13:01:57 | 1.0      | Surface | 1          | 1         | 17.94           | 8.23 | 28.06         | 91.4  | 7.32     | 4.8            | 4.8      |
| HKLR    | HY/2011/03 | 2016-01-22        | Mid-Ebb   | Cloudy            | ISS     | 13:01:32 | 1.0      | Surface | 1          | 2         | 17.95           | 8.23 | 28            | 91    | 7.29     | 4.7            | 4.4      |
| HKLR    | HY/2011/03 | 2016-01-22        | Mid-Ebb   | Cloudy            | ISS     | 13:01:49 | 4.3      | Middle  | 2          | 1         | 17.96           | 8.23 | 28.09         | 90.8  | 7.28     | 4.9            | 4.8      |
| HKLR    | HY/2011/03 | 2016-01-22        | Mid-Ebb   | Cloudy            | ISS     | 13:01:23 | 4.3      | Middle  | 2          | 2         | 17.96           | 8.23 | 28.08         | 90.9  | 7.28     | 4.8            | 5.4      |
| HKLR    | HY/2011/03 | 2016-01-22        | Mid-Ebb   | Cloudy            | ISS     | 13:01:15 | 7.5      | Bottom  | 3          | 1         | 17.95           | 8.22 | 28.04         | 90.6  | 7.27     | 5.1            | 5.4      |
| HKLR    | HY/2011/03 | 2016-01-22        | Mid-Ebb   | Cloudy            | ISS     | 13:01:43 | 7.5      | Bottom  | 3          | 2         | 17.96           | 8.23 | 28.08         | 90.8  | 7.27     | 5.2            | 5.5      |
| HKLR    | HY/2011/03 | 2016-01-22        | Mid-Ebb   | Cloudy            | IS(Mf)6 | 12:54:45 | 1.0      | Surface | 1          | 1         | 17.96           | 8.21 | 27.94         | 92.8  | 7.44     | 9.5            | 8.4      |
| HKLR    | HY/2011/03 | 2016-01-22        | Mid-Ebb   | Cloudy            | IS(Mf)6 | 12:54:13 | 1.0      | Surface | 1          | 2         | 17.95           | 8.21 | 27.91         | 93    | 7.46     | 9.6            | 8.3      |
| HKLR    | HY/2011/03 | 2016-01-22        | Mid-Ebb   | Cloudy            | IS(Mf)6 | 12:54:02 | 2.4      | Bottom  | 3          | 1         | 17.94           | 8.21 | 27.82         | 90.7  | 7.27     | 9.8            | 9.3      |
| HKLR    | HY/2011/03 | 2016-01-22        | Mid-Ebb   | Cloudy            | IS(Mf)6 | 12:54:21 | 2.4      | Bottom  | 3          | 2         | 17.96           | 8.21 | 27.92         | 90.8  | 7.28     | 9.8            | 9.5      |
| HKLR    | HY/2011/03 | 2016-01-22        | Mid-Ebb   | Cloudy            | IS7     | 12:47:09 | 1.0      | Surface | 1          | 1         | 18.12           | 8.23 | 28.05         | 90.9  | 7.26     | 3              | 4.4      |
| HKLR    | HY/2011/03 | 2016-01-22        | Mid-Ebb   | Cloudy            | IS7     | 12:47:26 | 1.0      | Surface | 1          | 2         | 18.11           | 8.23 | 28.02         | 91.2  | 7.29     | 3              | 3.8      |

## Water Quality Monitoring Data

| Project | Works      | Date (yyyy-mm-dd) | Tide      | Weather Condition | Station | Time     | Depth, m | Level   | Level_Code | Replicate | Temperature, °C | pH   | Salinity, ppt | DO, % | DO, mg/L | Turbidity, NTU | SS, mg/L |
|---------|------------|-------------------|-----------|-------------------|---------|----------|----------|---------|------------|-----------|-----------------|------|---------------|-------|----------|----------------|----------|
| HKLR    | HY/2011/03 | 2016-01-22        | Mid-Ebb   | Cloudy            | IS7     | 12:47:01 | 2.3      | Bottom  | 3          | 1         | 18.07           | 8.22 | 28.11         | 90.8  | 7.26     | 3.2            | 3.3      |
| HKLR    | HY/2011/03 | 2016-01-22        | Mid-Ebb   | Cloudy            | IS7     | 12:47:19 | 2.3      | Bottom  | 3          | 2         | 18.05           | 8.23 | 28.1          | 90.7  | 7.24     | 3.2            | 2.9      |
| HKLR    | HY/2011/03 | 2016-01-22        | Mid-Ebb   | Cloudy            | IS8     | 12:27:51 | 1.0      | Surface | 1          | 1         | 18.15           | 8.24 | 28            | 92.9  | 7.41     | 2.9            | 3.1      |
| HKLR    | HY/2011/03 | 2016-01-22        | Mid-Ebb   | Cloudy            | IS8     | 12:27:27 | 1.0      | Surface | 1          | 2         | 18.11           | 8.24 | 27.98         | 93.1  | 7.42     | 3.1            | 4.5      |
| HKLR    | HY/2011/03 | 2016-01-22        | Mid-Ebb   | Cloudy            | IS8     | 12:27:42 | 2.7      | Bottom  | 3          | 1         | 18.15           | 8.23 | 28.26         | 91.9  | 7.36     | 3.3            | 5.5      |
| HKLR    | HY/2011/03 | 2016-01-22        | Mid-Ebb   | Cloudy            | IS8     | 12:27:17 | 2.7      | Bottom  | 3          | 2         | 17.97           | 8.24 | 28.12         | 91.2  | 7.29     | 3.4            | 6.9      |
| HKLR    | HY/2011/03 | 2016-01-22        | Mid-Ebb   | Cloudy            | IS(Mf)9 | 12:42:00 | 1.0      | Surface | 1          | 1         | 18.09           | 8.21 | 27.99         | 92.9  | 7.41     | 3.1            | 6.6      |
| HKLR    | HY/2011/03 | 2016-01-22        | Mid-Ebb   | Cloudy            | IS(Mf)9 | 12:42:46 | 1.0      | Surface | 1          | 2         | 18.05           | 8.22 | 28.01         | 92.3  | 7.38     | 3              | 5.4      |
| HKLR    | HY/2011/03 | 2016-01-22        | Mid-Ebb   | Cloudy            | IS(Mf)9 | 12:41:52 | 2.6      | Bottom  | 3          | 1         | 18.05           | 8.21 | 28.07         | 91.8  | 7.33     | 3.1            | 6.6      |
| HKLR    | HY/2011/03 | 2016-01-22        | Mid-Ebb   | Cloudy            | IS(Mf)9 | 12:42:34 | 2.6      | Bottom  | 3          | 2         | 18.19           | 8.22 | 28.18         | 91.4  | 7.3      | 3.2            | 5        |
| HKLR    | HY/2011/03 | 2016-01-22        | Mid-Ebb   | Cloudy            | IS10    | 12:14:16 | 1.0      | Surface | 1          | 1         | 14.6            | 8.15 | 29.42         | 97    | 8.17     | 1.4            | 4.1      |
| HKLR    | HY/2011/03 | 2016-01-22        | Mid-Ebb   | Cloudy            | IS10    | 12:14:50 | 1.0      | Surface | 1          | 2         | 14.6            | 8.15 | 29.01         | 97    | 8.22     | 1.3            | 3.5      |
| HKLR    | HY/2011/03 | 2016-01-22        | Mid-Ebb   | Cloudy            | IS10    | 12:14:40 | 5.4      | Middle  | 2          | 1         | 14.64           | 8.15 | 29.56         | 97    | 8.19     | 1.4            | 4        |
| HKLR    | HY/2011/03 | 2016-01-22        | Mid-Ebb   | Cloudy            | IS10    | 12:14:05 | 5.4      | Middle  | 2          | 2         | 14.67           | 8.14 | 30.21         | 96.8  | 8.16     | 1.4            | 4        |
| HKLR    | HY/2011/03 | 2016-01-22        | Mid-Ebb   | Cloudy            | IS10    | 12:14:26 | 9.7      | Bottom  | 3          | 1         | 14.66           | 8.14 | 29.95         | 95.8  | 8.15     | 1.4            | 4.3      |
| HKLR    | HY/2011/03 | 2016-01-22        | Mid-Ebb   | Cloudy            | IS10    | 12:13:52 | 9.7      | Bottom  | 3          | 2         | 14.66           | 8.14 | 30.58         | 96.2  | 8.16     | 1.4            | 3.9      |
| HKLR    | HY/2011/03 | 2016-01-22        | Mid-Ebb   | Cloudy            | SR3     | 13:04:53 | 0.8      | Middle  | 2          | 1         | 17.96           | 8.23 | 28.1          | 90.2  | 7.22     | 4.9            | 4.3      |
| HKLR    | HY/2011/03 | 2016-01-22        | Mid-Ebb   | Cloudy            | SR3     | 13:04:49 | 0.8      | Middle  | 2          | 2         | 17.96           | 8.23 | 28.11         | 89.5  | 7.17     | 4.9            | 3.9      |
| HKLR    | HY/2011/03 | 2016-01-22        | Mid-Ebb   | Cloudy            | SR4     | 12:33:29 | 1.0      | Surface | 1          | 1         | 18.12           | 8.24 | 28.04         | 90.8  | 7.25     | 3.9            | 2.6      |
| HKLR    | HY/2011/03 | 2016-01-22        | Mid-Ebb   | Cloudy            | SR4     | 12:33:11 | 1.0      | Surface | 1          | 2         | 18.12           | 8.24 | 28.06         | 91.8  | 7.33     | 3.8            | 3.7      |
| HKLR    | HY/2011/03 | 2016-01-22        | Mid-Ebb   | Cloudy            | SR4     | 12:33:21 | 2.8      | Bottom  | 3          | 1         | 18.06           | 8.24 | 28.22         | 90.6  | 7.23     | 4.2            | 2.8      |
| HKLR    | HY/2011/03 | 2016-01-22        | Mid-Ebb   | Cloudy            | SR4     | 12:33:02 | 2.8      | Bottom  | 3          | 2         | 18.14           | 8.23 | 28.26         | 89.4  | 7.13     | 4.2            | 2.8      |
| HKLR    | HY/2011/03 | 2016-01-22        | Mid-Ebb   | Cloudy            | SR5     | 12:23:39 | 1.0      | Surface | 1          | 1         | 14.64           | 8.16 | 27.3          | 94.9  | 8.15     | 1.5            | 2.4      |
| HKLR    | HY/2011/03 | 2016-01-22        | Mid-Ebb   | Cloudy            | SR5     | 12:23:53 | 1.0      | Surface | 1          | 2         | 14.63           | 8.16 | 27.18         | 96.6  | 8.31     | 1.5            | 3.1      |
| HKLR    | HY/2011/03 | 2016-01-22        | Mid-Ebb   | Cloudy            | SR5     | 12:23:46 | 4.3      | Bottom  | 3          | 1         | 14.62           | 8.15 | 27.62         | 96.2  | 8.25     | 1.5            | 2.5      |
| HKLR    | HY/2011/03 | 2016-01-22        | Mid-Ebb   | Cloudy            | SR5     | 12:23:30 | 4.3      | Bottom  | 3          | 2         | 14.68           | 8.15 | 28.16         | 95.4  | 8.14     | 1.5            | 2.7      |
| HKLR    | HY/2011/03 | 2016-01-22        | Mid-Ebb   | Cloudy            | SR10A   | 11:15:35 | 1.0      | Surface | 1          | 1         | 18.49           | 8.22 | 28.42         | 89.5  | 7.08     | 1              | 3.9      |
| HKLR    | HY/2011/03 | 2016-01-22        | Mid-Ebb   | Cloudy            | SR10A   | 11:16:18 | 1.0      | Surface | 1          | 2         | 18.51           | 8.22 | 28.45         | 90.4  | 7.15     | 0.9            | 3.9      |
| HKLR    | HY/2011/03 | 2016-01-22        | Mid-Ebb   | Cloudy            | SR10A   | 11:15:28 | 3.3      | Middle  | 2          | 1         | 18.49           | 8.22 | 28.42         | 89    | 7.04     | 1.1            | 3.2      |
| HKLR    | HY/2011/03 | 2016-01-22        | Mid-Ebb   | Cloudy            | SR10A   | 11:16:08 | 3.3      | Middle  | 2          | 2         | 18.49           | 8.22 | 28.46         | 89.3  | 7.06     | 1              | 2.3      |
| HKLR    | HY/2011/03 | 2016-01-22        | Mid-Ebb   | Cloudy            | SR10A   | 11:15:20 | 5.5      | Bottom  | 3          | 1         | 18.49           | 8.22 | 28.42         | 87.7  | 6.94     | 1.2            | 2.2      |
| HKLR    | HY/2011/03 | 2016-01-22        | Mid-Ebb   | Cloudy            | SR10A   | 11:15:58 | 5.5      | Bottom  | 3          | 2         | 18.49           | 8.22 | 28.47         | 88.8  | 7.03     | 1.1            | 2.3      |
| HKLR    | HY/2011/03 | 2016-01-22        | Mid-Ebb   | Cloudy            | SR10B   | 11:07:22 | 1.0      | Surface | 1          | 1         | 18.49           | 8.21 | 28.3          | 90.1  | 7.14     | 1.2            | 3.3      |
| HKLR    | HY/2011/03 | 2016-01-22        | Mid-Ebb   | Cloudy            | SR10B   | 11:07:02 | 1.0      | Surface | 1          | 2         | 18.49           | 8.21 | 28.25         | 91.6  | 7.26     | 1.1            | 2.9      |
| HKLR    | HY/2011/03 | 2016-01-22        | Mid-Ebb   | Cloudy            | SR10B   | 11:06:51 | 4.1      | Bottom  | 3          | 1         | 18.49           | 8.21 | 28.23         | 88    | 6.97     | 1.4            | 3.8      |
| HKLR    | HY/2011/03 | 2016-01-22        | Mid-Ebb   | Cloudy            | SR10B   | 11:07:12 | 4.1      | Bottom  | 3          | 2         | 18.5            | 8.21 | 28.29         | 89    | 7.05     | 1.5            | 3.8      |
| HKLR    | HY/2011/03 | 2016-01-22        | Mid-Ebb   | Cloudy            | CS2     | 13:36:27 | 1.0      | Surface | 1          | 1         | 14.63           | 8.09 | 26.4          | 97.3  | 8.41     | 1.4            | 3.4      |
| HKLR    | HY/2011/03 | 2016-01-22        | Mid-Ebb   | Cloudy            | CS2     | 13:35:58 | 1.0      | Surface | 1          | 2         | 14.64           | 8.09 | 26.31         | 97.1  | 8.38     | 1.5            | 2.9      |
| HKLR    | HY/2011/03 | 2016-01-22        | Mid-Ebb   | Cloudy            | CS2     | 13:35:45 | 3.9      | Middle  | 2          | 1         | 14.61           | 8.08 | 26.65         | 95.5  | 8.26     | 1.5            | 2.8      |
| HKLR    | HY/2011/03 | 2016-01-22        | Mid-Ebb   | Cloudy            | CS2     | 13:36:19 | 3.9      | Middle  | 2          | 2         | 14.6            | 8.09 | 26.73         | 97    | 8.37     | 1.6            | 3.2      |
| HKLR    | HY/2011/03 | 2016-01-22        | Mid-Ebb   | Cloudy            | CS2     | 13:35:35 | 6.7      | Bottom  | 3          | 1         | 14.6            | 8.07 | 26.82         | 94.9  | 8.19     | 2              | 2.2      |
| HKLR    | HY/2011/03 | 2016-01-22        | Mid-Ebb   | Cloudy            | CS2     | 13:36:09 | 6.7      | Bottom  | 3          | 2         | 14.6            | 8.09 | 26.71         | 96.8  | 8.35     | 1.8            | 2.4      |
| HKLR    | HY/2011/03 | 2016-01-22        | Mid-Ebb   | Cloudy            | CS(Mf)5 | 11:51:05 | 1.0      | Surface | 1          | 1         | 18.3            | 8.25 | 28.37         | 92.5  | 7.25     | 1.1            | 3.1      |
| HKLR    | HY/2011/03 | 2016-01-22        | Mid-Ebb   | Cloudy            | CS(Mf)5 | 11:51:58 | 1.0      | Surface | 1          | 2         | 18.31           | 8.25 | 28.41         | 92.5  | 7.22     | 1.2            | 3.7      |
| HKLR    | HY/2011/03 | 2016-01-22        | Mid-Ebb   | Cloudy            | CS(Mf)5 | 11:51:47 | 6.7      | Middle  | 2          | 1         | 18.51           | 8.24 | 28.97         | 91.8  | 7.24     | 1.3            | 4.6      |
| HKLR    | HY/2011/03 | 2016-01-22        | Mid-Ebb   | Cloudy            | CS(Mf)5 | 11:50:56 | 6.7      | Middle  | 2          | 2         | 18.4            | 8.24 | 28.66         | 91    | 7.22     | 1.3            | 6.1      |
| HKLR    | HY/2011/03 | 2016-01-22        | Mid-Ebb   | Cloudy            | CS(Mf)5 | 11:50:41 | 12.3     | Bottom  | 3          | 1         | 18.3            | 8.24 | 29.27         | 89.6  | 7.09     | 1.4            | 6        |
| HKLR    | HY/2011/03 | 2016-01-22        | Mid-Ebb   | Cloudy            | CS(Mf)5 | 11:51:36 | 12.3     | Bottom  | 3          | 2         | 18.54           | 8.24 | 29.21         | 89.5  | 7.11     | 1.5            | 4.8      |
| HKLR    | HY/2011/03 | 2016-01-22        | Mid-Flood | Cloudy            | ISS     | 16:26:09 | 1.0      | Surface | 1          | 1         | 17.85           | 8.21 | 25.88         | 90.6  | 7.3      | 5.1            | 9.1      |
| HKLR    | HY/2011/03 | 2016-01-22        | Mid-Flood | Cloudy            | ISS     | 16:26:30 | 1.0      | Surface | 1          | 2         | 17.85           | 8.21 | 26.98         | 90.9  | 7.34     | 5.2            | 9        |
| HKLR    | HY/2011/03 | 2016-01-22        | Mid-Flood | Cloudy            | ISS     | 16:26:23 | 4.3      | Middle  | 2          | 1         | 17.9            | 8.21 | 27.05         | 90.3  | 7.29     | 5.3            | 8.4      |
| HKLR    | HY/2011/03 | 2016-01-22        | Mid-Flood | Cloudy            | ISS     | 16:26:04 | 4.3      | Middle  | 2          | 2         | 17.88           | 8.2  | 26.99         | 90.1  | 7.27     | 5.3            | 9.9      |

## Water Quality Monitoring Data

| Project | Works      | Date (yyyy-mm-dd) | Tide      | Weather Condition | Station | Time     | Depth, m | Level   | Level_Code | Replicate | Temperature, °C | pH   | Salinity, ppt | DO, % | DO, mg/L | Turbidity, NTU | SS, mg/L |
|---------|------------|-------------------|-----------|-------------------|---------|----------|----------|---------|------------|-----------|-----------------|------|---------------|-------|----------|----------------|----------|
| HKLR    | HY/2011/03 | 2016-01-22        | Mid-Flood | Cloudy            | IS5     | 16:25:58 | 7.6      | Bottom  | 3          | 1         | 17.87           | 8.2  | 27            | 89.8  | 7.24     | 5.6            | 8.2      |
| HKLR    | HY/2011/03 | 2016-01-22        | Mid-Flood | Cloudy            | IS5     | 16:26:17 | 7.6      | Bottom  | 3          | 2         | 17.85           | 8.21 | 27.04         | 89.9  | 7.25     | 5.4            | 8.2      |
| HKLR    | HY/2011/03 | 2016-01-22        | Mid-Flood | Cloudy            | IS(Mf)6 | 16:30:43 | 1.0      | Surface | 1          | 1         | 17.87           | 8.22 | 27.13         | 90    | 7.27     | 6.3            | 9.2      |
| HKLR    | HY/2011/03 | 2016-01-22        | Mid-Flood | Cloudy            | IS(Mf)6 | 16:30:53 | 1.0      | Surface | 1          | 2         | 17.86           | 8.22 | 27.1          | 90    | 7.26     | 6.2            | 9.1      |
| HKLR    | HY/2011/03 | 2016-01-22        | Mid-Flood | Cloudy            | IS(Mf)6 | 16:30:38 | 2.6      | Bottom  | 3          | 1         | 17.81           | 8.22 | 27.07         | 89.6  | 7.23     | 6.4            | 8.7      |
| HKLR    | HY/2011/03 | 2016-01-22        | Mid-Flood | Cloudy            | IS(Mf)6 | 16:30:49 | 2.6      | Bottom  | 3          | 2         | 17.85           | 8.22 | 27.14         | 89.7  | 7.26     | 6.5            | 8.8      |
| HKLR    | HY/2011/03 | 2016-01-22        | Mid-Flood | Cloudy            | IS7     | 16:37:17 | 1.0      | Surface | 1          | 1         | 17.75           | 8.22 | 27.13         | 93.6  | 7.55     | 4.3            | 5.9      |
| HKLR    | HY/2011/03 | 2016-01-22        | Mid-Flood | Cloudy            | IS7     | 16:37:29 | 1.0      | Surface | 1          | 2         | 17.74           | 8.22 | 27.15         | 93.3  | 7.57     | 4.2            | 6.4      |
| HKLR    | HY/2011/03 | 2016-01-22        | Mid-Flood | Cloudy            | IS7     | 16:37:23 | 2.5      | Bottom  | 3          | 1         | 17.66           | 8.22 | 27.15         | 92.2  | 7.45     | 4.5            | 7.5      |
| HKLR    | HY/2011/03 | 2016-01-22        | Mid-Flood | Cloudy            | IS7     | 16:37:11 | 2.5      | Bottom  | 3          | 2         | 17.74           | 8.21 | 27.22         | 91.9  | 7.43     | 4.4            | 6.3      |
| HKLR    | HY/2011/03 | 2016-01-22        | Mid-Flood | Cloudy            | IS8     | 16:58:12 | 1.0      | Surface | 1          | 1         | 17.96           | 8.23 | 27.62         | 91    | 7.3      | 5.6            | 3.6      |
| HKLR    | HY/2011/03 | 2016-01-22        | Mid-Flood | Cloudy            | IS8     | 16:57:57 | 1.0      | Surface | 1          | 2         | 17.93           | 8.23 | 27.62         | 90.8  | 7.29     | 5.6            | 3        |
| HKLR    | HY/2011/03 | 2016-01-22        | Mid-Flood | Cloudy            | IS8     | 16:58:05 | 2.9      | Bottom  | 3          | 1         | 17.94           | 8.23 | 27.67         | 90.2  | 7.25     | 5.7            | 3.5      |
| HKLR    | HY/2011/03 | 2016-01-22        | Mid-Flood | Cloudy            | IS8     | 16:57:48 | 2.9      | Bottom  | 3          | 2         | 17.92           | 8.23 | 27.63         | 90.1  | 7.23     | 5.8            | 4.1      |
| HKLR    | HY/2011/03 | 2016-01-22        | Mid-Flood | Cloudy            | IS(Mf)9 | 16:44:31 | 1.0      | Surface | 1          | 1         | 17.93           | 8.22 | 27.45         | 95.5  | 7.69     | 2.9            | 5        |
| HKLR    | HY/2011/03 | 2016-01-22        | Mid-Flood | Cloudy            | IS(Mf)9 | 16:44:45 | 1.0      | Surface | 1          | 2         | 17.98           | 8.22 | 27.54         | 96.5  | 7.77     | 2.9            | 4.6      |
| HKLR    | HY/2011/03 | 2016-01-22        | Mid-Flood | Cloudy            | IS(Mf)9 | 16:44:26 | 2.7      | Bottom  | 3          | 1         | 17.88           | 8.22 | 27.45         | 93.2  | 7.5      | 2.9            | 5        |
| HKLR    | HY/2011/03 | 2016-01-22        | Mid-Flood | Cloudy            | IS(Mf)9 | 16:44:39 | 2.7      | Bottom  | 3          | 2         | 17.91           | 8.22 | 27.51         | 93.5  | 7.53     | 3              | 4.6      |
| HKLR    | HY/2011/03 | 2016-01-22        | Mid-Flood | Cloudy            | IS10    | 17:01:13 | 1.0      | Surface | 1          | 1         | 14.5            | 8.13 | 24.04         | 98    | 8.59     | 2.3            | 4.1      |
| HKLR    | HY/2011/03 | 2016-01-22        | Mid-Flood | Cloudy            | IS10    | 17:00:42 | 1.0      | Surface | 1          | 2         | 14.45           | 8.12 | 23.6          | 97.9  | 8.64     | 2.4            | 3.2      |
| HKLR    | HY/2011/03 | 2016-01-22        | Mid-Flood | Cloudy            | IS10    | 17:01:04 | 5.2      | Middle  | 2          | 1         | 14.58           | 8.12 | 24.44         | 95    | 8.35     | 2.3            | 3.4      |
| HKLR    | HY/2011/03 | 2016-01-22        | Mid-Flood | Cloudy            | IS10    | 17:00:10 | 5.2      | Middle  | 2          | 2         | 14.57           | 8.12 | 24.68         | 97.5  | 8.51     | 2.4            | 4.1      |
| HKLR    | HY/2011/03 | 2016-01-22        | Mid-Flood | Cloudy            | IS10    | 17:00:55 | 9.3      | Bottom  | 3          | 1         | 14.56           | 8.12 | 24.36         | 96    | 8.41     | 2.5            | 4.4      |
| HKLR    | HY/2011/03 | 2016-01-22        | Mid-Flood | Cloudy            | IS10    | 16:59:59 | 9.3      | Bottom  | 3          | 2         | 14.6            | 8.12 | 24.86         | 94.9  | 8.3      | 2.5            | 3.3      |
| HKLR    | HY/2011/03 | 2016-01-22        | Mid-Flood | Cloudy            | SR3     | 16:20:53 | 0.8      | Middle  | 2          | 1         | 17.88           | 8.16 | 26.82         | 91.5  | 7.39     | 6.9            | 5.7      |
| HKLR    | HY/2011/03 | 2016-01-22        | Mid-Flood | Cloudy            | SR3     | 16:20:49 | 0.8      | Middle  | 2          | 2         | 17.88           | 8.15 | 26.8          | 92.2  | 7.45     | 7              | 5.7      |
| HKLR    | HY/2011/03 | 2016-01-22        | Mid-Flood | Cloudy            | SR4     | 16:50:25 | 1.0      | Surface | 1          | 1         | 17.89           | 8.22 | 27.5          | 93.9  | 7.55     | 3.7            | 4.4      |
| HKLR    | HY/2011/03 | 2016-01-22        | Mid-Flood | Cloudy            | SR4     | 16:50:42 | 1.0      | Surface | 1          | 2         | 17.97           | 8.22 | 27.57         | 93.3  | 7.53     | 3.7            | 3.5      |
| HKLR    | HY/2011/03 | 2016-01-22        | Mid-Flood | Cloudy            | SR4     | 16:50:36 | 2.9      | Bottom  | 3          | 1         | 17.97           | 8.22 | 27.68         | 92.9  | 7.47     | 3.8            | 4.4      |
| HKLR    | HY/2011/03 | 2016-01-22        | Mid-Flood | Cloudy            | SR4     | 16:50:16 | 2.9      | Bottom  | 3          | 2         | 17.87           | 8.22 | 27.56         | 91.4  | 7.36     | 3.9            | 4.1      |
| HKLR    | HY/2011/03 | 2016-01-22        | Mid-Flood | Cloudy            | SR5     | 16:45:59 | 1.0      | Surface | 1          | 1         | 14.49           | 8.1  | 24.77         | 95.5  | 8.36     | 1.5            | 3.8      |
| HKLR    | HY/2011/03 | 2016-01-22        | Mid-Flood | Cloudy            | SR5     | 16:46:15 | 1.0      | Surface | 1          | 2         | 14.49           | 8.1  | 24.64         | 95.6  | 8.38     | 1.5            | 3        |
| HKLR    | HY/2011/03 | 2016-01-22        | Mid-Flood | Cloudy            | SR5     | 16:46:07 | 4.4      | Bottom  | 3          | 1         | 14.53           | 8.1  | 25.03         | 96.4  | 8.42     | 1.6            | 3.9      |
| HKLR    | HY/2011/03 | 2016-01-22        | Mid-Flood | Cloudy            | SR5     | 16:45:49 | 4.4      | Bottom  | 3          | 2         | 14.53           | 8.09 | 25.2          | 96.1  | 8.39     | 1.6            | 4.2      |
| HKLR    | HY/2011/03 | 2016-01-22        | Mid-Flood | Cloudy            | SR10A   | 18:13:02 | 1.0      | Surface | 1          | 1         | 18.48           | 8.24 | 29.34         | 91.9  | 7.22     | 1.1            | 3.6      |
| HKLR    | HY/2011/03 | 2016-01-22        | Mid-Flood | Cloudy            | SR10A   | 18:12:35 | 1.0      | Surface | 1          | 2         | 18.48           | 8.24 | 29.31         | 91.9  | 7.18     | 1.2            | 4.2      |
| HKLR    | HY/2011/03 | 2016-01-22        | Mid-Flood | Cloudy            | SR10A   | 18:12:27 | 3.4      | Middle  | 2          | 1         | 18.5            | 8.23 | 29.31         | 90.7  | 7.14     | 1.3            | 5.2      |
| HKLR    | HY/2011/03 | 2016-01-22        | Mid-Flood | Cloudy            | SR10A   | 18:12:53 | 3.4      | Middle  | 2          | 2         | 18.49           | 8.24 | 29.35         | 90.9  | 7.16     | 1.3            | 4        |
| HKLR    | HY/2011/03 | 2016-01-22        | Mid-Flood | Cloudy            | SR10A   | 18:12:21 | 5.7      | Bottom  | 3          | 1         | 18.47           | 8.23 | 29.3          | 89.5  | 7.04     | 1.5            | 3.8      |
| HKLR    | HY/2011/03 | 2016-01-22        | Mid-Flood | Cloudy            | SR10A   | 18:12:46 | 5.7      | Bottom  | 3          | 2         | 18.48           | 8.24 | 29.34         | 90.3  | 7.1      | 1.5            | 3.7      |
| HKLR    | HY/2011/03 | 2016-01-22        | Mid-Flood | Cloudy            | SR10B   | 18:18:11 | 1.0      | Surface | 1          | 1         | 18.48           | 8.25 | 29.37         | 88.9  | 7        | 1.1            | 2.3      |
| HKLR    | HY/2011/03 | 2016-01-22        | Mid-Flood | Cloudy            | SR10B   | 18:18:24 | 1.0      | Surface | 1          | 2         | 18.5            | 8.25 | 29.38         | 89    | 7        | 1              | 3.2      |
| HKLR    | HY/2011/03 | 2016-01-22        | Mid-Flood | Cloudy            | SR10B   | 18:18:04 | 4.2      | Bottom  | 3          | 1         | 18.47           | 8.25 | 29.37         | 88.3  | 6.95     | 1.1            | 3.8      |
| HKLR    | HY/2011/03 | 2016-01-22        | Mid-Flood | Cloudy            | SR10B   | 18:18:18 | 4.2      | Bottom  | 3          | 2         | 18.48           | 8.25 | 29.38         | 88.4  | 6.96     | 1.1            | 3.4      |
| HKLR    | HY/2011/03 | 2016-01-22        | Mid-Flood | Cloudy            | CS2     | 15:41:58 | 1.0      | Surface | 1          | 1         | 14.63           | 8.1  | 25.71         | 97    | 8.42     | 1.4            | 3.5      |
| HKLR    | HY/2011/03 | 2016-01-22        | Mid-Flood | Cloudy            | CS2     | 15:41:28 | 1.0      | Surface | 1          | 2         | 14.63           | 8.1  | 25.95         | 96    | 8.3      | 1.5            | 3.5      |
| HKLR    | HY/2011/03 | 2016-01-22        | Mid-Flood | Cloudy            | CS2     | 15:41:17 | 4.0      | Middle  | 2          | 1         | 14.61           | 8.1  | 26.21         | 95.7  | 8.3      | 1.4            | 3.9      |
| HKLR    | HY/2011/03 | 2016-01-22        | Mid-Flood | Cloudy            | CS2     | 15:41:43 | 4.0      | Middle  | 2          | 2         | 14.6            | 8.1  | 26.27         | 96.6  | 8.36     | 1.5            | 3.9      |
| HKLR    | HY/2011/03 | 2016-01-22        | Mid-Flood | Cloudy            | CS2     | 15:41:00 | 6.9      | Bottom  | 3          | 1         | 14.6            | 8.08 | 26.45         | 94.7  | 8.19     | 1.6            | 4.1      |
| HKLR    | HY/2011/03 | 2016-01-22        | Mid-Flood | Cloudy            | CS2     | 15:41:37 | 6.9      | Bottom  | 3          | 2         | 14.61           | 8.1  | 26.3          | 96.4  | 8.34     | 1.5            | 4.9      |
| HKLR    | HY/2011/03 | 2016-01-22        | Mid-Flood | Cloudy            | CS(Mf)5 | 17:31:53 | 1.0      | Surface | 1          | 1         | 18.27           | 8.26 | 28.44         | 92    | 7.3      | 1.1            | 6        |
| HKLR    | HY/2011/03 | 2016-01-22        | Mid-Flood | Cloudy            | CS(Mf)5 | 17:32:15 | 1.0      | Surface | 1          | 2         | 18.27           | 8.26 | 28.45         | 92    | 7.31     | 1.1            | 5.8      |

## Water Quality Monitoring Data

| Project | Works      | Date (yyyy-mm-dd) | Tide      | Weather Condition | Station | Time     | Depth, m | Level   | Level_Code | Replicate | Temperature, °C | pH   | Salinity, ppt | DO, % | DO, mg/L | Turbidity, NTU | SS, mg/L |
|---------|------------|-------------------|-----------|-------------------|---------|----------|----------|---------|------------|-----------|-----------------|------|---------------|-------|----------|----------------|----------|
| HKLR    | HY/2011/03 | 2016-01-22        | Mid-Flood | Cloudy            | CS(Mf)5 | 17:31:43 | 6.8      | Middle  | 2          | 1         | 18.28           | 8.25 | 28.44         | 91.3  | 7.25     | 1.2            | 5.2      |
| HKLR    | HY/2011/03 | 2016-01-22        | Mid-Flood | Cloudy            | CS(Mf)5 | 17:32:09 | 6.8      | Middle  | 2          | 2         | 18.29           | 8.26 | 28.46         | 91.4  | 7.26     | 1.1            | 4.7      |
| HKLR    | HY/2011/03 | 2016-01-22        | Mid-Flood | Cloudy            | CS(Mf)5 | 17:32:03 | 12.5     | Bottom  | 3          | 1         | 18.27           | 8.26 | 28.46         | 91.2  | 7.24     | 1.2            | 5.1      |
| HKLR    | HY/2011/03 | 2016-01-22        | Mid-Flood | Cloudy            | CS(Mf)5 | 17:31:35 | 12.5     | Bottom  | 3          | 2         | 18.28           | 8.25 | 28.44         | 91.1  | 7.23     | 1.3            | 6        |
| HKLR    | HY/2011/03 | 2016-01-25        | Mid-Ebb   | Sunny             | IS5     | 13:07:35 | 1.0      | Surface | 1          | 1         | 14.61           | 8.42 | 27.74         | 90.9  | 7.79     | 6.1            | 8.5      |
| HKLR    | HY/2011/03 | 2016-01-25        | Mid-Ebb   | Sunny             | IS5     | 13:08:06 | 1.0      | Surface | 1          | 2         | 14.63           | 8.4  | 27.8          | 89.6  | 7.68     | 5.8            | 8.3      |
| HKLR    | HY/2011/03 | 2016-01-25        | Mid-Ebb   | Sunny             | IS5     | 13:07:25 | 4.2      | Middle  | 2          | 1         | 14.59           | 8.43 | 27.97         | 89.9  | 7.7      | 5.9            | 9.5      |
| HKLR    | HY/2011/03 | 2016-01-25        | Mid-Ebb   | Sunny             | IS5     | 13:07:54 | 4.2      | Middle  | 2          | 2         | 14.57           | 8.41 | 28.02         | 89.4  | 7.66     | 5.9            | 8.3      |
| HKLR    | HY/2011/03 | 2016-01-25        | Mid-Ebb   | Sunny             | IS5     | 13:07:44 | 7.3      | Bottom  | 3          | 1         | 14.58           | 8.42 | 27.99         | 89.1  | 7.63     | 6              | 8.4      |
| HKLR    | HY/2011/03 | 2016-01-25        | Mid-Ebb   | Sunny             | IS5     | 13:07:12 | 7.3      | Bottom  | 3          | 2         | 14.57           | 8.44 | 27.97         | 89.5  | 7.67     | 5.7            | 8.7      |
| HKLR    | HY/2011/03 | 2016-01-25        | Mid-Ebb   | Sunny             | IS(Mf)6 | 13:15:36 | 1.0      | Surface | 1          | 1         | 14.69           | 8.33 | 27.79         | 91    | 7.79     | 10.7           | 13       |
| HKLR    | HY/2011/03 | 2016-01-25        | Mid-Ebb   | Sunny             | IS(Mf)6 | 13:15:21 | 1.0      | Surface | 1          | 2         | 14.54           | 8.34 | 27.8          | 91.7  | 7.87     | 10.4           | 14.1     |
| HKLR    | HY/2011/03 | 2016-01-25        | Mid-Ebb   | Sunny             | IS(Mf)6 | 13:15:27 | 2.2      | Bottom  | 3          | 1         | 14.5            | 8.34 | 27.89         | 90.5  | 7.77     | 10.5           | 13.4     |
| HKLR    | HY/2011/03 | 2016-01-25        | Mid-Ebb   | Sunny             | IS(Mf)6 | 13:15:12 | 2.2      | Bottom  | 3          | 2         | 14.51           | 8.34 | 27.86         | 92.1  | 7.91     | 10.6           | 13.8     |
| HKLR    | HY/2011/03 | 2016-01-25        | Mid-Ebb   | Sunny             | IS7     | 13:22:13 | 1.0      | Surface | 1          | 1         | 14.61           | 8.32 | 27.85         | 90.8  | 7.78     | 10.5           | 11.9     |
| HKLR    | HY/2011/03 | 2016-01-25        | Mid-Ebb   | Sunny             | IS7     | 13:21:58 | 1.0      | Surface | 1          | 2         | 14.68           | 8.32 | 27.83         | 91.4  | 7.83     | 10.5           | 12.1     |
| HKLR    | HY/2011/03 | 2016-01-25        | Mid-Ebb   | Sunny             | IS7     | 13:22:06 | 2.2      | Bottom  | 3          | 1         | 14.59           | 8.32 | 27.89         | 91.4  | 7.84     | 10.6           | 12.7     |
| HKLR    | HY/2011/03 | 2016-01-25        | Mid-Ebb   | Sunny             | IS7     | 13:21:47 | 2.2      | Bottom  | 3          | 2         | 14.57           | 8.32 | 27.9          | 90.7  | 7.78     | 10.5           | 13.3     |
| HKLR    | HY/2011/03 | 2016-01-25        | Mid-Ebb   | Sunny             | IS8     | 13:45:12 | 1.0      | Surface | 1          | 1         | 15.24           | 8.33 | 27.79         | 90.2  | 7.64     | 5.7            | 8.2      |
| HKLR    | HY/2011/03 | 2016-01-25        | Mid-Ebb   | Sunny             | IS8     | 13:45:29 | 1.0      | Surface | 1          | 2         | 15.36           | 8.32 | 27.78         | 90.4  | 7.63     | 5.8            | 8.1      |
| HKLR    | HY/2011/03 | 2016-01-25        | Mid-Ebb   | Sunny             | IS8     | 13:45:21 | 2.8      | Bottom  | 3          | 1         | 15.67           | 8.31 | 29.14         | 91.2  | 7.59     | 5.7            | 7.2      |
| HKLR    | HY/2011/03 | 2016-01-25        | Mid-Ebb   | Sunny             | IS8     | 13:45:03 | 2.8      | Bottom  | 3          | 2         | 15.51           | 8.32 | 29.17         | 91.7  | 7.66     | 5.8            | 8.1      |
| HKLR    | HY/2011/03 | 2016-01-25        | Mid-Ebb   | Sunny             | IS(Mf)9 | 13:29:11 | 1.0      | Surface | 1          | 1         | 15.55           | 8.3  | 28.37         | 92.4  | 7.74     | 4.7            | 5.6      |
| HKLR    | HY/2011/03 | 2016-01-25        | Mid-Ebb   | Sunny             | IS(Mf)9 | 13:29:27 | 1.0      | Surface | 1          | 2         | 15.53           | 8.3  | 28.38         | 92.1  | 7.72     | 4.7            | 4.7      |
| HKLR    | HY/2011/03 | 2016-01-25        | Mid-Ebb   | Sunny             | IS(Mf)9 | 13:29:03 | 2.8      | Bottom  | 3          | 1         | 15.54           | 8.29 | 28.43         | 93.2  | 7.81     | 4.7            | 5.2      |
| HKLR    | HY/2011/03 | 2016-01-25        | Mid-Ebb   | Sunny             | IS(Mf)9 | 13:29:17 | 2.8      | Bottom  | 3          | 2         | 15.54           | 8.3  | 28.46         | 92.9  | 7.78     | 4.6            | 5.5      |
| HKLR    | HY/2011/03 | 2016-01-25        | Mid-Ebb   | Sunny             | IS10    | 13:35:55 | 1.0      | Surface | 1          | 1         | 13.05           | 8.41 | 29.31         | 97.7  | 8.6      | 2.2            | 3.9      |
| HKLR    | HY/2011/03 | 2016-01-25        | Mid-Ebb   | Sunny             | IS10    | 13:36:27 | 1.0      | Surface | 1          | 2         | 13.03           | 8.42 | 29.2          | 98.2  | 8.61     | 2.1            | 4.8      |
| HKLR    | HY/2011/03 | 2016-01-25        | Mid-Ebb   | Sunny             | IS10    | 13:36:22 | 5.3      | Middle  | 2          | 1         | 12.86           | 8.42 | 29.28         | 97.8  | 8.59     | 2.2            | 3        |
| HKLR    | HY/2011/03 | 2016-01-25        | Mid-Ebb   | Sunny             | IS10    | 13:35:46 | 5.3      | Middle  | 2          | 2         | 12.97           | 8.41 | 29.35         | 97.7  | 8.58     | 2.3            | 4.2      |
| HKLR    | HY/2011/03 | 2016-01-25        | Mid-Ebb   | Sunny             | IS10    | 13:35:32 | 9.5      | Bottom  | 3          | 1         | 12.8            | 8.41 | 29.2          | 97.2  | 8.57     | 2.4            | 3.7      |
| HKLR    | HY/2011/03 | 2016-01-25        | Mid-Ebb   | Sunny             | IS10    | 13:36:14 | 9.5      | Bottom  | 3          | 2         | 12.71           | 8.42 | 29.2          | 97.9  | 8.58     | 2.3            | 3.6      |
| HKLR    | HY/2011/03 | 2016-01-25        | Mid-Ebb   | Sunny             | SR3     | 12:56:31 | 0.7      | Middle  | 2          | 1         | 14.49           | 8.56 | 27.52         | 94.2  | 8.11     | 6.7            | 7.9      |
| HKLR    | HY/2011/03 | 2016-01-25        | Mid-Ebb   | Sunny             | SR3     | 12:56:35 | 0.7      | Middle  | 2          | 2         | 14.49           | 8.56 | 27.54         | 93.1  | 8.01     | 6.7            | 7.8      |
| HKLR    | HY/2011/03 | 2016-01-25        | Mid-Ebb   | Sunny             | SR4     | 13:38:31 | 1.0      | Surface | 1          | 1         | 15.22           | 8.32 | 27.78         | 91    | 7.71     | 6.5            | 8.4      |
| HKLR    | HY/2011/03 | 2016-01-25        | Mid-Ebb   | Sunny             | SR4     | 13:38:54 | 1.0      | Surface | 1          | 2         | 14.97           | 8.32 | 27.92         | 89.8  | 7.63     | 6.5            | 7.8      |
| HKLR    | HY/2011/03 | 2016-01-25        | Mid-Ebb   | Sunny             | SR4     | 13:38:40 | 2.7      | Bottom  | 3          | 1         | 15.55           | 8.31 | 28.91         | 92    | 7.68     | 6.4            | 8.2      |
| HKLR    | HY/2011/03 | 2016-01-25        | Mid-Ebb   | Sunny             | SR4     | 13:38:23 | 2.7      | Bottom  | 3          | 2         | 15.37           | 8.31 | 29.18         | 92.6  | 7.75     | 6.5            | 7.6      |
| HKLR    | HY/2011/03 | 2016-01-25        | Mid-Ebb   | Sunny             | SR5     | 13:22:07 | 1.0      | Surface | 1          | 1         | 13.04           | 8.39 | 30.74         | 100.5 | 8.68     | 2.1            | 4.1      |
| HKLR    | HY/2011/03 | 2016-01-25        | Mid-Ebb   | Sunny             | SR5     | 13:22:35 | 1.0      | Surface | 1          | 2         | 13.06           | 8.41 | 30.39         | 100.4 | 8.65     | 2.1            | 5        |
| HKLR    | HY/2011/03 | 2016-01-25        | Mid-Ebb   | Sunny             | SR5     | 13:21:56 | 3.9      | Bottom  | 3          | 1         | 12.95           | 8.39 | 30.87         | 98.9  | 8.6      | 2.3            | 4.3      |
| HKLR    | HY/2011/03 | 2016-01-25        | Mid-Ebb   | Sunny             | SR5     | 13:22:18 | 3.9      | Bottom  | 3          | 2         | 12.96           | 8.4  | 30.53         | 98.6  | 8.58     | 2.2            | 4.4      |
| HKLR    | HY/2011/03 | 2016-01-25        | Mid-Ebb   | Sunny             | SR10A   | 14:52:21 | 1.0      | Surface | 1          | 1         | 16.89           | 8.35 | 29.2          | 91.3  | 7.41     | 2.1            | 3.9      |
| HKLR    | HY/2011/03 | 2016-01-25        | Mid-Ebb   | Sunny             | SR10A   | 14:51:54 | 1.0      | Surface | 1          | 2         | 16.89           | 8.35 | 29.23         | 91.6  | 7.44     | 2.2            | 3.3      |
| HKLR    | HY/2011/03 | 2016-01-25        | Mid-Ebb   | Sunny             | SR10A   | 14:52:12 | 3.3      | Middle  | 2          | 1         | 16.87           | 8.35 | 29.29         | 91    | 7.39     | 2.2            | 3.5      |
| HKLR    | HY/2011/03 | 2016-01-25        | Mid-Ebb   | Sunny             | SR10A   | 14:51:48 | 3.3      | Middle  | 2          | 2         | 16.89           | 8.35 | 29.27         | 91    | 7.39     | 2.2            | 3.5      |
| HKLR    | HY/2011/03 | 2016-01-25        | Mid-Ebb   | Sunny             | SR10A   | 14:51:37 | 5.6      | Bottom  | 3          | 1         | 16.88           | 8.35 | 29.28         | 90.7  | 7.37     | 2.2            | 3.1      |
| HKLR    | HY/2011/03 | 2016-01-25        | Mid-Ebb   | Sunny             | SR10A   | 14:52:02 | 5.6      | Bottom  | 3          | 2         | 16.87           | 8.35 | 29.32         | 90.3  | 7.33     | 2.3            | 3.7      |
| HKLR    | HY/2011/03 | 2016-01-25        | Mid-Ebb   | Sunny             | SR10B   | 15:01:52 | 1.0      | Surface | 1          | 1         | 16.89           | 8.35 | 29.16         | 92    | 7.47     | 1.9            | 3.3      |
| HKLR    | HY/2011/03 | 2016-01-25        | Mid-Ebb   | Sunny             | SR10B   | 15:01:37 | 1.0      | Surface | 1          | 2         | 16.88           | 8.35 | 29.21         | 91.2  | 7.41     | 1.9            | 3.8      |
| HKLR    | HY/2011/03 | 2016-01-25        | Mid-Ebb   | Sunny             | SR10B   | 15:01:31 | 3.9      | Bottom  | 3          | 1         | 16.88           | 8.35 | 29.22         | 91    | 7.39     | 1.9            | 3.1      |
| HKLR    | HY/2011/03 | 2016-01-25        | Mid-Ebb   | Sunny             | SR10B   | 15:01:43 | 3.9      | Bottom  | 3          | 2         | 16.88           | 8.35 | 29.19         | 91.7  | 7.45     | 1.9            | 4.7      |

## Water Quality Monitoring Data

| Project | Works      | Date (yyyy-mm-dd) | Tide      | Weather Condition | Station | Time     | Depth, m | Level   | Level_Code | Replicate | Temperature, °C | pH   | Salinity, ppt | DO, % | DO, mg/L | Turbidity, NTU | SS, mg/L |
|---------|------------|-------------------|-----------|-------------------|---------|----------|----------|---------|------------|-----------|-----------------|------|---------------|-------|----------|----------------|----------|
| HKLR    | HY/2011/03 | 2016-01-25        | Mid-Ebb   | Sunny             | CS2     | 12:16:55 | 1.0      | Surface | 1          | 1         | 12.86           | 8.33 | 34.77         | 99.5  | 8.47     | 3.4            | 5.3      |
| HKLR    | HY/2011/03 | 2016-01-25        | Mid-Ebb   | Sunny             | CS2     | 12:16:16 | 1.0      | Surface | 1          | 2         | 12.84           | 8.3  | 34.81         | 99.1  | 8.44     | 3.3            | 6.2      |
| HKLR    | HY/2011/03 | 2016-01-25        | Mid-Ebb   | Sunny             | CS2     | 12:16:06 | 3.9      | Middle  | 2          | 1         | 12.8            | 8.29 | 34.83         | 98.6  | 8.39     | 3.5            | 6.1      |
| HKLR    | HY/2011/03 | 2016-01-25        | Mid-Ebb   | Sunny             | CS2     | 12:16:45 | 3.9      | Middle  | 2          | 2         | 12.83           | 8.32 | 34.81         | 98.8  | 8.41     | 3.6            | 4.9      |
| HKLR    | HY/2011/03 | 2016-01-25        | Mid-Ebb   | Sunny             | CS2     | 12:15:53 | 6.8      | Bottom  | 3          | 1         | 12.81           | 8.27 | 34.85         | 98.5  | 8.38     | 3.7            | 5.3      |
| HKLR    | HY/2011/03 | 2016-01-25        | Mid-Ebb   | Sunny             | CS2     | 12:16:36 | 6.8      | Bottom  | 3          | 2         | 12.82           | 8.32 | 34.82         | 98.4  | 8.38     | 3.7            | 5.2      |
| HKLR    | HY/2011/03 | 2016-01-25        | Mid-Ebb   | Sunny             | CS(Mf)5 | 14:17:24 | 1.0      | Surface | 1          | 1         | 16.86           | 8.35 | 29.37         | 91    | 7.38     | 2.3            | 3.6      |
| HKLR    | HY/2011/03 | 2016-01-25        | Mid-Ebb   | Sunny             | CS(Mf)5 | 14:16:53 | 1.0      | Surface | 1          | 2         | 16.88           | 8.35 | 29.31         | 91.5  | 7.42     | 2.2            | 3.6      |
| HKLR    | HY/2011/03 | 2016-01-25        | Mid-Ebb   | Sunny             | CS(Mf)5 | 14:17:15 | 6.4      | Middle  | 2          | 1         | 16.81           | 8.35 | 29.55         | 90.8  | 7.37     | 2.4            | 3.1      |
| HKLR    | HY/2011/03 | 2016-01-25        | Mid-Ebb   | Sunny             | CS(Mf)5 | 14:16:40 | 6.4      | Middle  | 2          | 2         | 16.81           | 8.35 | 29.55         | 91.1  | 7.4      | 2.4            | 2.8      |
| HKLR    | HY/2011/03 | 2016-01-25        | Mid-Ebb   | Sunny             | CS(Mf)5 | 14:16:26 | 11.7     | Bottom  | 3          | 1         | 16.82           | 8.35 | 29.6          | 90    | 7.31     | 2.5            | 4.6      |
| HKLR    | HY/2011/03 | 2016-01-25        | Mid-Ebb   | Sunny             | CS(Mf)5 | 14:17:04 | 11.7     | Bottom  | 3          | 2         | 16.83           | 8.35 | 29.58         | 89.9  | 7.29     | 2.4            | 3.6      |
| HKLR    | HY/2011/03 | 2016-01-25        | Mid-Flood | Sunny             | IS5     | 09:31:00 | 1.0      | Surface | 1          | 1         | 14.56           | 8.26 | 28.85         | 91.2  | 7.78     | 7.2            | 7.9      |
| HKLR    | HY/2011/03 | 2016-01-25        | Mid-Flood | Sunny             | IS5     | 09:32:00 | 1.0      | Surface | 1          | 2         | 14.56           | 8.27 | 28.86         | 91.7  | 7.82     | 7.4            | 8.7      |
| HKLR    | HY/2011/03 | 2016-01-25        | Mid-Flood | Sunny             | IS5     | 09:30:42 | 4.3      | Middle  | 2          | 1         | 14.51           | 8.26 | 28.87         | 90.3  | 7.71     | 7.3            | 8.9      |
| HKLR    | HY/2011/03 | 2016-01-25        | Mid-Flood | Sunny             | IS5     | 09:31:48 | 4.3      | Middle  | 2          | 2         | 14.55           | 8.27 | 28.87         | 90    | 7.67     | 7.4            | 8.4      |
| HKLR    | HY/2011/03 | 2016-01-25        | Mid-Flood | Sunny             | IS5     | 09:31:40 | 7.6      | Bottom  | 3          | 1         | 14.55           | 8.27 | 28.87         | 89.5  | 7.63     | 7.3            | 9.7      |
| HKLR    | HY/2011/03 | 2016-01-25        | Mid-Flood | Sunny             | IS5     | 09:30:34 | 7.6      | Bottom  | 3          | 2         | 14.52           | 8.26 | 28.82         | 89.8  | 7.65     | 7.1            | 9.2      |
| HKLR    | HY/2011/03 | 2016-01-25        | Mid-Flood | Sunny             | IS(Mf)6 | 09:21:49 | 1.0      | Surface | 1          | 1         | 14.54           | 8.25 | 28.79         | 92.7  | 7.91     | 8.2            | 7        |
| HKLR    | HY/2011/03 | 2016-01-25        | Mid-Flood | Sunny             | IS(Mf)6 | 09:21:35 | 1.0      | Surface | 1          | 2         | 14.54           | 8.25 | 28.77         | 93.1  | 7.94     | 8              | 7        |
| HKLR    | HY/2011/03 | 2016-01-25        | Mid-Flood | Sunny             | IS(Mf)6 | 09:21:40 | 2.2      | Bottom  | 3          | 1         | 14.54           | 8.25 | 28.78         | 93.1  | 7.94     | 8.1            | 6.3      |
| HKLR    | HY/2011/03 | 2016-01-25        | Mid-Flood | Sunny             | IS(Mf)6 | 09:21:28 | 2.2      | Bottom  | 3          | 2         | 14.54           | 8.24 | 28.75         | 94.2  | 8.04     | 7.9            | 6.2      |
| HKLR    | HY/2011/03 | 2016-01-25        | Mid-Flood | Sunny             | IS7     | 09:15:24 | 1.0      | Surface | 1          | 1         | 15.03           | 8.28 | 29.23         | 90.2  | 7.6      | 5.8            | 6.5      |
| HKLR    | HY/2011/03 | 2016-01-25        | Mid-Flood | Sunny             | IS7     | 09:15:35 | 1.0      | Surface | 1          | 2         | 15.02           | 8.28 | 29.21         | 89.5  | 7.54     | 5.8            | 6.7      |
| HKLR    | HY/2011/03 | 2016-01-25        | Mid-Flood | Sunny             | IS7     | 09:15:29 | 2.3      | Bottom  | 3          | 1         | 15.02           | 8.28 | 29.22         | 90    | 7.58     | 6              | 7.3      |
| HKLR    | HY/2011/03 | 2016-01-25        | Mid-Flood | Sunny             | IS7     | 09:15:18 | 2.3      | Bottom  | 3          | 2         | 15.04           | 8.28 | 29.26         | 90    | 7.58     | 5.9            | 6.6      |
| HKLR    | HY/2011/03 | 2016-01-25        | Mid-Flood | Sunny             | IS8     | 08:51:28 | 1.0      | Surface | 1          | 1         | 15.98           | 8.28 | 29.7          | 93.1  | 7.67     | 5.3            | 7.1      |
| HKLR    | HY/2011/03 | 2016-01-25        | Mid-Flood | Sunny             | IS8     | 08:51:41 | 1.0      | Surface | 1          | 2         | 15.98           | 8.28 | 29.72         | 93.2  | 7.68     | 5.3            | 6.1      |
| HKLR    | HY/2011/03 | 2016-01-25        | Mid-Flood | Sunny             | IS8     | 08:51:20 | 2.9      | Bottom  | 3          | 1         | 15.98           | 8.27 | 29.69         | 94.4  | 7.78     | 5.4            | 8.1      |
| HKLR    | HY/2011/03 | 2016-01-25        | Mid-Flood | Sunny             | IS8     | 08:51:33 | 2.9      | Bottom  | 3          | 2         | 15.99           | 8.28 | 29.71         | 92.5  | 7.63     | 5.3            | 6.9      |
| HKLR    | HY/2011/03 | 2016-01-25        | Mid-Flood | Sunny             | IS(Mf)9 | 09:08:18 | 1.0      | Surface | 1          | 1         | 15.06           | 8.28 | 29.25         | 89.8  | 7.56     | 6              | 6.5      |
| HKLR    | HY/2011/03 | 2016-01-25        | Mid-Flood | Sunny             | IS(Mf)9 | 09:08:02 | 1.0      | Surface | 1          | 2         | 15.06           | 8.28 | 29.24         | 92.9  | 7.82     | 6              | 7.4      |
| HKLR    | HY/2011/03 | 2016-01-25        | Mid-Flood | Sunny             | IS(Mf)9 | 09:08:13 | 2.8      | Bottom  | 3          | 1         | 15.06           | 8.28 | 29.25         | 90.7  | 7.63     | 6.1            | 7.9      |
| HKLR    | HY/2011/03 | 2016-01-25        | Mid-Flood | Sunny             | IS(Mf)9 | 09:07:54 | 2.8      | Bottom  | 3          | 2         | 15.06           | 8.28 | 29.24         | 90    | 7.58     | 6.3            | 7.6      |
| HKLR    | HY/2011/03 | 2016-01-25        | Mid-Flood | Sunny             | IS10    | 08:32:26 | 1.0      | Surface | 1          | 1         | 12.12           | 8.34 | 30.45         | 98    | 8.66     | 6.1            | 8.5      |
| HKLR    | HY/2011/03 | 2016-01-25        | Mid-Flood | Sunny             | IS10    | 08:31:34 | 1.0      | Surface | 1          | 2         | 12.08           | 8.33 | 30.86         | 98.6  | 8.69     | 6.3            | 7.9      |
| HKLR    | HY/2011/03 | 2016-01-25        | Mid-Flood | Sunny             | IS10    | 08:32:11 | 5.3      | Middle  | 2          | 1         | 12.1            | 8.34 | 30.76         | 97.3  | 8.55     | 6.5            | 8.3      |
| HKLR    | HY/2011/03 | 2016-01-25        | Mid-Flood | Sunny             | IS10    | 08:31:19 | 5.3      | Middle  | 2          | 2         | 12.09           | 8.32 | 31.16         | 96.8  | 8.58     | 6.5            | 7.6      |
| HKLR    | HY/2011/03 | 2016-01-25        | Mid-Flood | Sunny             | IS10    | 08:31:57 | 9.5      | Bottom  | 3          | 1         | 12.1            | 8.33 | 30.69         | 96.3  | 8.5      | 6.8            | 8.2      |
| HKLR    | HY/2011/03 | 2016-01-25        | Mid-Flood | Sunny             | IS10    | 08:31:04 | 9.5      | Bottom  | 3          | 2         | 12.1            | 8.32 | 31.21         | 95.6  | 8.45     | 6.7            | 7.6      |
| HKLR    | HY/2011/03 | 2016-01-25        | Mid-Flood | Sunny             | SR3     | 09:39:42 | 0.7      | Middle  | 2          | 1         | 14.56           | 8.27 | 28.87         | 90.8  | 7.74     | 6.8            | 9.7      |
| HKLR    | HY/2011/03 | 2016-01-25        | Mid-Flood | Sunny             | SR3     | 09:39:38 | 0.7      | Middle  | 2          | 2         | 14.56           | 8.27 | 28.87         | 90.2  | 7.69     | 6.9            | 8.8      |
| HKLR    | HY/2011/03 | 2016-01-25        | Mid-Flood | Sunny             | SR4     | 08:57:49 | 1.0      | Surface | 1          | 1         | 15.98           | 8.29 | 29.76         | 91.6  | 7.54     | 5.1            | 6.8      |
| HKLR    | HY/2011/03 | 2016-01-25        | Mid-Flood | Sunny             | SR4     | 08:58:05 | 1.0      | Surface | 1          | 2         | 15.98           | 8.29 | 29.76         | 91    | 7.5      | 5.1            | 6.6      |
| HKLR    | HY/2011/03 | 2016-01-25        | Mid-Flood | Sunny             | SR4     | 08:57:55 | 2.6      | Bottom  | 3          | 1         | 15.98           | 8.29 | 29.76         | 90.8  | 7.48     | 5.2            | 8.6      |
| HKLR    | HY/2011/03 | 2016-01-25        | Mid-Flood | Sunny             | SR4     | 08:57:40 | 2.6      | Bottom  | 3          | 2         | 15.98           | 8.29 | 29.76         | 91.4  | 7.53     | 5.2            | 8.2      |
| HKLR    | HY/2011/03 | 2016-01-25        | Mid-Flood | Sunny             | SR5     | 08:40:30 | 1.0      | Surface | 1          | 1         | 12.09           | 8.34 | 29.58         | 96.5  | 8.61     | 5.8            | 9.8      |
| HKLR    | HY/2011/03 | 2016-01-25        | Mid-Flood | Sunny             | SR5     | 08:41:40 | 1.0      | Surface | 1          | 2         | 12.09           | 8.29 | 28.98         | 96.8  | 8.68     | 5.8            | 9.7      |
| HKLR    | HY/2011/03 | 2016-01-25        | Mid-Flood | Sunny             | SR5     | 08:40:16 | 4.1      | Bottom  | 3          | 1         | 12.12           | 8.34 | 29.68         | 95.2  | 8.51     | 6              | 8.6      |
| HKLR    | HY/2011/03 | 2016-01-25        | Mid-Flood | Sunny             | SR5     | 08:41:27 | 4.1      | Bottom  | 3          | 2         | 12.12           | 8.24 | 29.24         | 95.7  | 8.56     | 6.1            | 8.7      |
| HKLR    | HY/2011/03 | 2016-01-25        | Mid-Flood | Sunny             | SR10A   | 07:43:42 | 1.0      | Surface | 1          | 1         | 16.65           | 8.22 | 29.18         | 90.5  | 7.39     | 6.3            | 9.2      |
| HKLR    | HY/2011/03 | 2016-01-25        | Mid-Flood | Sunny             | SR10A   | 07:42:54 | 1.0      | Surface | 1          | 2         | 16.66           | 8.2  | 29.1          | 91.8  | 7.49     | 6.1            | 9.4      |

## Water Quality Monitoring Data

| Project | Works      | Date (yyyy-mm-dd) | Tide      | Weather Condition | Station | Time     | Depth, m | Level   | Level_Code | Replicate | Temperature, °C | pH   | Salinity, ppt | DO, % | DO, mg/L | Turbidity, NTU | SS, mg/L |
|---------|------------|-------------------|-----------|-------------------|---------|----------|----------|---------|------------|-----------|-----------------|------|---------------|-------|----------|----------------|----------|
| HKLR    | HY/2011/03 | 2016-01-25        | Mid-Flood | Sunny             | SR10A   | 07:42:43 | 3.2      | Middle  | 2          | 1         | 16.67           | 8.19 | 29.09         | 90.6  | 7.39     | 6.2            | 9.2      |
| HKLR    | HY/2011/03 | 2016-01-25        | Mid-Flood | Sunny             | SR10A   | 07:43:27 | 3.2      | Middle  | 2          | 2         | 16.66           | 8.21 | 29.17         | 90    | 7.34     | 6.2            | 9.7      |
| HKLR    | HY/2011/03 | 2016-01-25        | Mid-Flood | Sunny             | SR10A   | 07:42:33 | 5.4      | Bottom  | 3          | 1         | 16.66           | 8.19 | 29.07         | 90.3  | 7.37     | 6.2            | 9.7      |
| HKLR    | HY/2011/03 | 2016-01-25        | Mid-Flood | Sunny             | SR10A   | 07:43:15 | 5.4      | Bottom  | 3          | 2         | 16.65           | 8.21 | 29.16         | 89.6  | 7.31     | 6.2            | 9.8      |
| HKLR    | HY/2011/03 | 2016-01-25        | Mid-Flood | Sunny             | SR10B   | 07:33:09 | 1.0      | Surface | 1          | 1         | 16.67           | 8.04 | 28.54         | 91.4  | 7.49     | 6.2            | 10.9     |
| HKLR    | HY/2011/03 | 2016-01-25        | Mid-Flood | Sunny             | SR10B   | 07:33:48 | 1.0      | Surface | 1          | 2         | 16.66           | 8.1  | 28.72         | 91.4  | 7.48     | 6.2            | 10.5     |
| HKLR    | HY/2011/03 | 2016-01-25        | Mid-Flood | Sunny             | SR10B   | 07:33:26 | 4.0      | Bottom  | 3          | 1         | 16.69           | 8.07 | 28.64         | 90.1  | 7.37     | 6.1            | 10.1     |
| HKLR    | HY/2011/03 | 2016-01-25        | Mid-Flood | Sunny             | SR10B   | 07:32:55 | 4.0      | Bottom  | 3          | 2         | 16.67           | 8    | 28.48         | 90.9  | 7.45     | 6.3            | 10.9     |
| HKLR    | HY/2011/03 | 2016-01-25        | Mid-Flood | Sunny             | CS2     | 09:56:28 | 1.0      | Surface | 1          | 1         | 12.64           | 8.37 | 27.97         | 96.6  | 8.59     | 10.1           | 10.9     |
| HKLR    | HY/2011/03 | 2016-01-25        | Mid-Flood | Sunny             | CS2     | 09:55:53 | 1.0      | Surface | 1          | 2         | 12.64           | 8.34 | 28.56         | 96.1  | 8.56     | 10.1           | 11.2     |
| HKLR    | HY/2011/03 | 2016-01-25        | Mid-Flood | Sunny             | CS2     | 09:56:14 | 4.0      | Middle  | 2          | 1         | 12.65           | 8.36 | 28.02         | 96.2  | 8.56     | 10.3           | 11.6     |
| HKLR    | HY/2011/03 | 2016-01-25        | Mid-Flood | Sunny             | CS2     | 09:55:45 | 4.0      | Middle  | 2          | 2         | 12.65           | 8.33 | 28.36         | 95.9  | 8.55     | 10.2           | 12.4     |
| HKLR    | HY/2011/03 | 2016-01-25        | Mid-Flood | Sunny             | CS2     | 09:55:29 | 6.9      | Bottom  | 3          | 1         | 12.66           | 8.28 | 28.04         | 95.9  | 8.52     | 10.5           | 12       |
| HKLR    | HY/2011/03 | 2016-01-25        | Mid-Flood | Sunny             | CS2     | 09:56:05 | 6.9      | Bottom  | 3          | 2         | 12.64           | 8.36 | 28.15         | 95.8  | 8.52     | 10.6           | 11.8     |
| HKLR    | HY/2011/03 | 2016-01-25        | Mid-Flood | Sunny             | CS(Mf)5 | 08:19:11 | 1.0      | Surface | 1          | 1         | 16.6            | 8.27 | 29.44         | 90    | 7.34     | 6.4            | 9.4      |
| HKLR    | HY/2011/03 | 2016-01-25        | Mid-Flood | Sunny             | CS(Mf)5 | 08:19:53 | 1.0      | Surface | 1          | 2         | 16.59           | 8.28 | 29.48         | 89.3  | 7.28     | 6.3            | 9.4      |
| HKLR    | HY/2011/03 | 2016-01-25        | Mid-Flood | Sunny             | CS(Mf)5 | 08:19:33 | 6.1      | Middle  | 2          | 1         | 16.61           | 8.28 | 29.47         | 89    | 7.26     | 6.5            | 9.6      |
| HKLR    | HY/2011/03 | 2016-01-25        | Mid-Flood | Sunny             | CS(Mf)5 | 08:18:55 | 6.1      | Middle  | 2          | 2         | 16.62           | 8.27 | 29.43         | 89.9  | 7.33     | 6.6            | 9.6      |
| HKLR    | HY/2011/03 | 2016-01-25        | Mid-Flood | Sunny             | CS(Mf)5 | 08:19:22 | 11.2     | Bottom  | 3          | 1         | 16.61           | 8.27 | 29.46         | 88.8  | 7.24     | 6.4            | 8.2      |
| HKLR    | HY/2011/03 | 2016-01-25        | Mid-Flood | Sunny             | CS(Mf)5 | 08:18:46 | 11.2     | Bottom  | 3          | 2         | 16.62           | 8.27 | 29.43         | 89.4  | 7.29     | 6.5            | 8.8      |
| HKLR    | HY/2011/03 | 2016-01-27        | Mid-Ebb   | Cloudy            | IS5     | 13:41:26 | 1.0      | Surface | 1          | 1         | 14.51           | 8.26 | 29.32         | 90.2  | 7.68     | 6.8            | 9.5      |
| HKLR    | HY/2011/03 | 2016-01-27        | Mid-Ebb   | Cloudy            | IS5     | 13:41:54 | 1.0      | Surface | 1          | 2         | 14.5            | 8.26 | 29.3          | 90.7  | 7.72     | 6.6            | 10.4     |
| HKLR    | HY/2011/03 | 2016-01-27        | Mid-Ebb   | Cloudy            | IS5     | 13:41:20 | 4.1      | Middle  | 2          | 1         | 14.51           | 8.26 | 29.38         | 89.6  | 7.62     | 6.6            | 10.9     |
| HKLR    | HY/2011/03 | 2016-01-27        | Mid-Ebb   | Cloudy            | IS5     | 13:41:44 | 4.1      | Middle  | 2          | 2         | 14.51           | 8.26 | 29.39         | 90.2  | 7.67     | 6.6            | 10.3     |
| HKLR    | HY/2011/03 | 2016-01-27        | Mid-Ebb   | Cloudy            | IS5     | 13:41:38 | 7.1      | Bottom  | 3          | 1         | 14.51           | 8.26 | 29.4          | 90.1  | 7.66     | 6.8            | 11.1     |
| HKLR    | HY/2011/03 | 2016-01-27        | Mid-Ebb   | Cloudy            | IS5     | 13:41:11 | 7.1      | Bottom  | 3          | 2         | 14.51           | 8.26 | 29.38         | 89.6  | 7.62     | 6.6            | 10.9     |
| HKLR    | HY/2011/03 | 2016-01-27        | Mid-Ebb   | Cloudy            | IS(Mf)6 | 13:52:20 | 1.0      | Surface | 1          | 1         | 14.47           | 8.25 | 29.25         | 89.8  | 7.65     | 7.1            | 9.8      |
| HKLR    | HY/2011/03 | 2016-01-27        | Mid-Ebb   | Cloudy            | IS(Mf)6 | 13:52:06 | 1.0      | Surface | 1          | 2         | 14.48           | 8.25 | 29.24         | 90.6  | 7.72     | 7              | 9.4      |
| HKLR    | HY/2011/03 | 2016-01-27        | Mid-Ebb   | Cloudy            | IS(Mf)6 | 13:51:58 | 2.4      | Bottom  | 3          | 1         | 14.48           | 8.25 | 29.26         | 91.5  | 7.8      | 6.9            | 8.6      |
| HKLR    | HY/2011/03 | 2016-01-27        | Mid-Ebb   | Cloudy            | IS(Mf)6 | 13:52:12 | 2.4      | Bottom  | 3          | 2         | 14.48           | 8.25 | 29.27         | 90.1  | 7.68     | 7.1            | 9.9      |
| HKLR    | HY/2011/03 | 2016-01-27        | Mid-Ebb   | Cloudy            | IS7     | 13:59:28 | 1.0      | Surface | 1          | 1         | 14.48           | 8.25 | 29.24         | 90.6  | 7.72     | 7              | 11.7     |
| HKLR    | HY/2011/03 | 2016-01-27        | Mid-Ebb   | Cloudy            | IS7     | 13:59:42 | 1.0      | Surface | 1          | 2         | 14.48           | 8.25 | 29.24         | 89.7  | 7.64     | 7              | 10.1     |
| HKLR    | HY/2011/03 | 2016-01-27        | Mid-Ebb   | Cloudy            | IS7     | 13:59:35 | 2.3      | Bottom  | 3          | 1         | 14.48           | 8.25 | 29.26         | 89.7  | 7.64     | 7.2            | 8.8      |
| HKLR    | HY/2011/03 | 2016-01-27        | Mid-Ebb   | Cloudy            | IS7     | 13:59:22 | 2.3      | Bottom  | 3          | 2         | 14.48           | 8.25 | 29.26         | 89.7  | 7.64     | 7              | 8.5      |
| HKLR    | HY/2011/03 | 2016-01-27        | Mid-Ebb   | Cloudy            | IS8     | 14:23:16 | 1.0      | Surface | 1          | 1         | 14.97           | 8.27 | 29.31         | 91    | 7.67     | 5.2            | 8.3      |
| HKLR    | HY/2011/03 | 2016-01-27        | Mid-Ebb   | Cloudy            | IS8     | 14:23:30 | 1.0      | Surface | 1          | 2         | 14.98           | 8.27 | 29.31         | 91.5  | 7.72     | 5.1            | 7.4      |
| HKLR    | HY/2011/03 | 2016-01-27        | Mid-Ebb   | Cloudy            | IS8     | 14:23:09 | 2.9      | Bottom  | 3          | 1         | 14.96           | 8.27 | 29.37         | 90.9  | 7.66     | 5.2            | 8.8      |
| HKLR    | HY/2011/03 | 2016-01-27        | Mid-Ebb   | Cloudy            | IS8     | 14:23:23 | 2.9      | Bottom  | 3          | 2         | 15              | 8.27 | 29.44         | 92.1  | 7.75     | 5.3            | 8.4      |
| HKLR    | HY/2011/03 | 2016-01-27        | Mid-Ebb   | Cloudy            | IS(Mf)9 | 14:09:56 | 1.0      | Surface | 1          | 1         | 14.78           | 8.26 | 29.22         | 90.8  | 7.69     | 4.6            | 6.9      |
| HKLR    | HY/2011/03 | 2016-01-27        | Mid-Ebb   | Cloudy            | IS(Mf)9 | 14:09:38 | 1.0      | Surface | 1          | 2         | 14.79           | 8.26 | 29.2          | 92    | 7.79     | 4.5            | 7.3      |
| HKLR    | HY/2011/03 | 2016-01-27        | Mid-Ebb   | Cloudy            | IS(Mf)9 | 14:09:49 | 2.6      | Bottom  | 3          | 1         | 14.78           | 8.26 | 29.24         | 91.2  | 7.72     | 4.6            | 7        |
| HKLR    | HY/2011/03 | 2016-01-27        | Mid-Ebb   | Cloudy            | IS(Mf)9 | 14:09:28 | 2.6      | Bottom  | 3          | 2         | 14.78           | 8.25 | 29.22         | 92.8  | 7.86     | 4.6            | 7.4      |
| HKLR    | HY/2011/03 | 2016-01-27        | Mid-Ebb   | Cloudy            | IS10    | 14:52:57 | 1.0      | Surface | 1          | 1         | 11.7            | 8.35 | 29.18         | 98.5  | 8.89     | 2.6            | 5.6      |
| HKLR    | HY/2011/03 | 2016-01-27        | Mid-Ebb   | Cloudy            | IS10    | 14:53:31 | 1.0      | Surface | 1          | 2         | 11.7            | 8.37 | 29.11         | 98.7  | 8.92     | 2.6            | 5.1      |
| HKLR    | HY/2011/03 | 2016-01-27        | Mid-Ebb   | Cloudy            | IS10    | 14:52:45 | 5.3      | Middle  | 2          | 1         | 11.75           | 8.34 | 29.22         | 98.2  | 8.85     | 2.6            | 5.1      |
| HKLR    | HY/2011/03 | 2016-01-27        | Mid-Ebb   | Cloudy            | IS10    | 14:53:20 | 5.3      | Middle  | 2          | 2         | 11.73           | 8.37 | 29.17         | 98.3  | 8.87     | 2.7            | 6.9      |
| HKLR    | HY/2011/03 | 2016-01-27        | Mid-Ebb   | Cloudy            | IS10    | 14:53:12 | 9.6      | Bottom  | 3          | 1         | 11.73           | 8.36 | 29.21         | 98.1  | 8.85     | 2.7            | 7.8      |
| HKLR    | HY/2011/03 | 2016-01-27        | Mid-Ebb   | Cloudy            | IS10    | 14:52:38 | 9.6      | Bottom  | 3          | 2         | 11.75           | 8.32 | 29.22         | 98.3  | 8.87     | 2.5            | 6.6      |
| HKLR    | HY/2011/03 | 2016-01-27        | Mid-Ebb   | Cloudy            | SR3     | 13:30:52 | 0.8      | Middle  | 2          | 1         | 14.5            | 8.28 | 29.3          | 94    | 8        | 6.7            | 6.8      |
| HKLR    | HY/2011/03 | 2016-01-27        | Mid-Ebb   | Cloudy            | SR3     | 13:30:59 | 0.8      | Middle  | 2          | 2         | 14.5            | 8.28 | 29.29         | 93    | 7.92     | 6.5            | 7.2      |
| HKLR    | HY/2011/03 | 2016-01-27        | Mid-Ebb   | Cloudy            | SR4     | 14:16:14 | 1.0      | Surface | 1          | 1         | 14.98           | 8.27 | 29.32         | 90.9  | 7.66     | 5.2            | 7.9      |
| HKLR    | HY/2011/03 | 2016-01-27        | Mid-Ebb   | Cloudy            | SR4     | 14:15:26 | 1.0      | Surface | 1          | 2         | 14.99           | 8.26 | 29.34         | 91.5  | 7.71     | 5.2            | 8.2      |



## Water Quality Monitoring Data

| Project | Works      | Date (yyyy-mm-dd) | Tide      | Weather Condition | Station | Time     | Depth, m | Level   | Level_Code | Replicate | Temperature, °C | pH   | Salinity, ppt | DO, % | DO, mg/L | Turbidity, NTU | SS, mg/L |
|---------|------------|-------------------|-----------|-------------------|---------|----------|----------|---------|------------|-----------|-----------------|------|---------------|-------|----------|----------------|----------|
| HKLR    | HY/2011/03 | 2016-01-27        | Mid-Ebb   | Cloudy            | SR4     | 14:16:06 | 2.8      | Bottom  | 3          | 1         | 15.04           | 8.26 | 29.44         | 90.8  | 7.64     | 4.9            | 9.3      |
| HKLR    | HY/2011/03 | 2016-01-27        | Mid-Ebb   | Cloudy            | SR4     | 14:15:19 | 2.8      | Bottom  | 3          | 2         | 15.01           | 8.26 | 29.43         | 92    | 7.74     | 5.2            | 7.8      |
| HKLR    | HY/2011/03 | 2016-01-27        | Mid-Ebb   | Cloudy            | SR5     | 14:45:46 | 1.0      | Surface | 1          | 1         | 11.7            | 8.36 | 29.78         | 98.6  | 8.87     | 2.6            | 7.6      |
| HKLR    | HY/2011/03 | 2016-01-27        | Mid-Ebb   | Cloudy            | SR5     | 14:46:03 | 1.0      | Surface | 1          | 2         | 11.7            | 8.37 | 29.66         | 98.8  | 8.89     | 2.6            | 7.7      |
| HKLR    | HY/2011/03 | 2016-01-27        | Mid-Ebb   | Cloudy            | SR5     | 14:45:54 | 3.6      | Bottom  | 3          | 1         | 11.7            | 8.36 | 29.73         | 98.7  | 8.88     | 2.7            | 7.4      |
| HKLR    | HY/2011/03 | 2016-01-27        | Mid-Ebb   | Cloudy            | SR5     | 14:45:02 | 3.6      | Bottom  | 3          | 2         | 11.71           | 8.33 | 30.56         | 96.9  | 8.68     | 2.6            | 8.7      |
| HKLR    | HY/2011/03 | 2016-01-27        | Mid-Ebb   | Cloudy            | SR10A   | 15:32:13 | 1.0      | Surface | 1          | 1         | 16.37           | 8.29 | 29.9          | 90.2  | 7.36     | 2.4            | 4.4      |
| HKLR    | HY/2011/03 | 2016-01-27        | Mid-Ebb   | Cloudy            | SR10A   | 15:31:42 | 1.0      | Surface | 1          | 2         | 16.37           | 8.29 | 29.9          | 89.4  | 7.3      | 2.3            | 4.5      |
| HKLR    | HY/2011/03 | 2016-01-27        | Mid-Ebb   | Cloudy            | SR10A   | 15:31:34 | 3.3      | Middle  | 2          | 1         | 16.36           | 8.29 | 29.93         | 89.4  | 7.3      | 2.4            | 5.8      |
| HKLR    | HY/2011/03 | 2016-01-27        | Mid-Ebb   | Cloudy            | SR10A   | 15:32:06 | 3.3      | Middle  | 2          | 2         | 16.36           | 8.29 | 29.94         | 89.4  | 7.3      | 2.5            | 5.3      |
| HKLR    | HY/2011/03 | 2016-01-27        | Mid-Ebb   | Cloudy            | SR10A   | 15:31:26 | 5.6      | Bottom  | 3          | 1         | 16.35           | 8.29 | 29.96         | 89.4  | 7.3      | 2.5            | 4.2      |
| HKLR    | HY/2011/03 | 2016-01-27        | Mid-Ebb   | Cloudy            | SR10A   | 15:31:57 | 5.6      | Bottom  | 3          | 2         | 16.36           | 8.29 | 29.97         | 89.3  | 7.3      | 2.5            | 4.2      |
| HKLR    | HY/2011/03 | 2016-01-27        | Mid-Ebb   | Cloudy            | SR10B   | 15:41:14 | 1.0      | Surface | 1          | 1         | 16.37           | 8.29 | 29.9          | 90.9  | 7.43     | 2.2            | 5        |
| HKLR    | HY/2011/03 | 2016-01-27        | Mid-Ebb   | Cloudy            | SR10B   | 15:41:25 | 1.0      | Surface | 1          | 2         | 16.37           | 8.29 | 29.9          | 89.9  | 7.35     | 2.3            | 4.6      |
| HKLR    | HY/2011/03 | 2016-01-27        | Mid-Ebb   | Cloudy            | SR10B   | 15:41:07 | 4.1      | Bottom  | 3          | 1         | 16.37           | 8.29 | 29.91         | 90.6  | 7.4      | 2.2            | 6.6      |
| HKLR    | HY/2011/03 | 2016-01-27        | Mid-Ebb   | Cloudy            | SR10B   | 15:41:18 | 4.1      | Bottom  | 3          | 2         | 16.37           | 8.29 | 29.91         | 90.2  | 7.37     | 2.3            | 6.7      |
| HKLR    | HY/2011/03 | 2016-01-27        | Mid-Ebb   | Cloudy            | CS2     | 13:27:59 | 1.0      | Surface | 1          | 1         | 11.97           | 8.33 | 34.85         | 99.7  | 8.64     | 2.8            | 6.6      |
| HKLR    | HY/2011/03 | 2016-01-27        | Mid-Ebb   | Cloudy            | CS2     | 13:27:26 | 1.0      | Surface | 1          | 2         | 11.93           | 8.34 | 34.92         | 99.9  | 8.66     | 2.7            | 6.1      |
| HKLR    | HY/2011/03 | 2016-01-27        | Mid-Ebb   | Cloudy            | CS2     | 13:27:15 | 3.9      | Middle  | 2          | 1         | 11.83           | 8.34 | 34.95         | 100.6 | 8.74     | 3.1            | 5.6      |
| HKLR    | HY/2011/03 | 2016-01-27        | Mid-Ebb   | Cloudy            | CS2     | 13:27:44 | 3.9      | Middle  | 2          | 2         | 11.83           | 8.33 | 34.88         | 99.5  | 8.64     | 3.3            | 6        |
| HKLR    | HY/2011/03 | 2016-01-27        | Mid-Ebb   | Cloudy            | CS2     | 13:27:06 | 6.7      | Bottom  | 3          | 1         | 11.8            | 8.34 | 34.98         | 101.1 | 8.78     | 3.2            | 5.9      |
| HKLR    | HY/2011/03 | 2016-01-27        | Mid-Ebb   | Cloudy            | CS2     | 13:27:36 | 6.7      | Bottom  | 3          | 2         | 11.85           | 8.33 | 34.89         | 99.6  | 8.65     | 3.3            | 5.7      |
| HKLR    | HY/2011/03 | 2016-01-27        | Mid-Ebb   | Cloudy            | CS(Mf)5 | 14:55:34 | 1.0      | Surface | 1          | 1         | 16.37           | 8.29 | 29.9          | 89.6  | 7.32     | 2.4            | 4.5      |
| HKLR    | HY/2011/03 | 2016-01-27        | Mid-Ebb   | Cloudy            | CS(Mf)5 | 14:56:02 | 1.0      | Surface | 1          | 2         | 16.35           | 8.29 | 29.95         | 89.5  | 7.31     | 2.6            | 5.4      |
| HKLR    | HY/2011/03 | 2016-01-27        | Mid-Ebb   | Cloudy            | CS(Mf)5 | 14:55:54 | 6.2      | Middle  | 2          | 1         | 16.3            | 8.29 | 30.01         | 88.8  | 7.26     | 2.4            | 5.8      |
| HKLR    | HY/2011/03 | 2016-01-27        | Mid-Ebb   | Cloudy            | CS(Mf)5 | 14:55:22 | 6.2      | Middle  | 2          | 2         | 16.32           | 8.29 | 30            | 89.5  | 7.31     | 2.7            | 5.4      |
| HKLR    | HY/2011/03 | 2016-01-27        | Mid-Ebb   | Cloudy            | CS(Mf)5 | 14:55:15 | 11.3     | Bottom  | 3          | 1         | 16.35           | 8.29 | 29.97         | 88.9  | 7.27     | 2.5            | 5.8      |
| HKLR    | HY/2011/03 | 2016-01-27        | Mid-Ebb   | Cloudy            | CS(Mf)5 | 14:55:46 | 11.3     | Bottom  | 3          | 2         | 16.3            | 8.29 | 29.97         | 88.3  | 7.22     | 2.5            | 7.2      |
| HKLR    | HY/2011/03 | 2016-01-27        | Mid-Flood | Cloudy            | IS5     | 10:13:18 | 1.0      | Surface | 1          | 1         | 14.45           | 8.25 | 29.05         | 90.6  | 7.73     | 6              | 7.6      |
| HKLR    | HY/2011/03 | 2016-01-27        | Mid-Flood | Cloudy            | IS5     | 10:12:48 | 1.0      | Surface | 1          | 2         | 14.45           | 8.25 | 29.08         | 89.3  | 7.61     | 5.6            | 6.9      |
| HKLR    | HY/2011/03 | 2016-01-27        | Mid-Flood | Cloudy            | IS5     | 10:13:10 | 4.3      | Middle  | 2          | 1         | 14.47           | 8.25 | 29.21         | 89.9  | 7.66     | 5.8            | 9.3      |
| HKLR    | HY/2011/03 | 2016-01-27        | Mid-Flood | Cloudy            | IS5     | 10:12:40 | 4.3      | Middle  | 2          | 2         | 14.47           | 8.25 | 29.18         | 89.3  | 7.61     | 5.7            | 8.2      |
| HKLR    | HY/2011/03 | 2016-01-27        | Mid-Flood | Cloudy            | IS5     | 10:12:32 | 7.5      | Bottom  | 3          | 1         | 14.46           | 8.25 | 29.21         | 88.9  | 7.58     | 5.7            | 7.9      |
| HKLR    | HY/2011/03 | 2016-01-27        | Mid-Flood | Cloudy            | IS5     | 10:13:00 | 7.5      | Bottom  | 3          | 2         | 14.48           | 8.25 | 29.28         | 88.4  | 7.53     | 5.7            | 7.3      |
| HKLR    | HY/2011/03 | 2016-01-27        | Mid-Flood | Cloudy            | IS(Mf)6 | 10:00:18 | 1.0      | Surface | 1          | 1         | 14.53           | 8.25 | 28.96         | 90.5  | 7.72     | 6.6            | 7.3      |
| HKLR    | HY/2011/03 | 2016-01-27        | Mid-Flood | Cloudy            | IS(Mf)6 | 10:00:29 | 1.0      | Surface | 1          | 2         | 14.53           | 8.25 | 28.97         | 90.4  | 7.7      | 6.5            | 7.4      |
| HKLR    | HY/2011/03 | 2016-01-27        | Mid-Flood | Cloudy            | IS(Mf)6 | 10:00:23 | 2.2      | Bottom  | 3          | 1         | 14.53           | 8.25 | 28.99         | 90.1  | 7.68     | 6.5            | 8.2      |
| HKLR    | HY/2011/03 | 2016-01-27        | Mid-Flood | Cloudy            | IS(Mf)6 | 10:00:12 | 2.2      | Bottom  | 3          | 2         | 14.54           | 8.25 | 28.95         | 90.2  | 7.68     | 6.6            | 8.3      |
| HKLR    | HY/2011/03 | 2016-01-27        | Mid-Flood | Cloudy            | IS7     | 09:55:57 | 1.0      | Surface | 1          | 1         | 14.92           | 8.26 | 29.17         | 89.2  | 7.53     | 6.7            | 10.2     |
| HKLR    | HY/2011/03 | 2016-01-27        | Mid-Flood | Cloudy            | IS7     | 09:55:41 | 1.0      | Surface | 1          | 2         | 14.91           | 8.26 | 29.17         | 89.5  | 7.56     | 6.5            | 10.5     |
| HKLR    | HY/2011/03 | 2016-01-27        | Mid-Flood | Cloudy            | IS7     | 09:55:47 | 2.3      | Bottom  | 3          | 1         | 14.94           | 8.26 | 29.24         | 89.2  | 7.53     | 6.8            | 10.8     |
| HKLR    | HY/2011/03 | 2016-01-27        | Mid-Flood | Cloudy            | IS7     | 09:55:29 | 2.3      | Bottom  | 3          | 2         | 14.92           | 8.26 | 29.21         | 88.6  | 7.48     | 6.5            | 11.5     |
| HKLR    | HY/2011/03 | 2016-01-27        | Mid-Flood | Cloudy            | IS8     | 09:32:30 | 1.0      | Surface | 1          | 1         | 14.76           | 8.26 | 29.03         | 90.8  | 7.7      | 5.4            | 8.9      |
| HKLR    | HY/2011/03 | 2016-01-27        | Mid-Flood | Cloudy            | IS8     | 09:32:43 | 1.0      | Surface | 1          | 2         | 14.76           | 8.26 | 29.04         | 90.4  | 7.67     | 5.4            | 9.1      |
| HKLR    | HY/2011/03 | 2016-01-27        | Mid-Flood | Cloudy            | IS8     | 09:32:37 | 3.1      | Bottom  | 3          | 1         | 14.76           | 8.26 | 29.09         | 90.7  | 7.69     | 5.5            | 11.7     |
| HKLR    | HY/2011/03 | 2016-01-27        | Mid-Flood | Cloudy            | IS8     | 09:32:24 | 3.1      | Bottom  | 3          | 2         | 14.75           | 8.25 | 29.06         | 91    | 7.72     | 5.4            | 12.1     |
| HKLR    | HY/2011/03 | 2016-01-27        | Mid-Flood | Cloudy            | IS(Mf)9 | 09:48:33 | 1.0      | Surface | 1          | 1         | 14.94           | 8.26 | 29.18         | 88.3  | 7.46     | 6.2            | 11.1     |
| HKLR    | HY/2011/03 | 2016-01-27        | Mid-Flood | Cloudy            | IS(Mf)9 | 09:48:07 | 1.0      | Surface | 1          | 2         | 14.94           | 8.26 | 29.18         | 89.6  | 7.57     | 6.4            | 10.7     |
| HKLR    | HY/2011/03 | 2016-01-27        | Mid-Flood | Cloudy            | IS(Mf)9 | 09:48:25 | 2.7      | Bottom  | 3          | 1         | 14.98           | 8.26 | 29.29         | 89.1  | 7.51     | 6.3            | 11.3     |
| HKLR    | HY/2011/03 | 2016-01-27        | Mid-Flood | Cloudy            | IS(Mf)9 | 09:47:57 | 2.7      | Bottom  | 3          | 2         | 14.97           | 8.25 | 29.27         | 89.9  | 7.58     | 6.2            | 11.4     |
| HKLR    | HY/2011/03 | 2016-01-27        | Mid-Flood | Cloudy            | IS10    | 09:24:33 | 1.0      | Surface | 1          | 1         | 11.6            | 8.38 | 34.67         | 98.1  | 8.57     | 5.6            | 12       |
| HKLR    | HY/2011/03 | 2016-01-27        | Mid-Flood | Cloudy            | IS10    | 09:24:01 | 1.0      | Surface | 1          | 2         | 11.61           | 8.37 | 34.7          | 98.2  | 8.58     | 5.5            | 11.8     |

## Water Quality Monitoring Data

| Project | Works      | Date (yyyy-mm-dd) | Tide      | Weather Condition | Station | Time     | Depth, m | Level   | Level_Code | Replicate | Temperature, °C | pH   | Salinity, ppt | DO, % | DO, mg/L | Turbidity, NTU | SS, mg/L |
|---------|------------|-------------------|-----------|-------------------|---------|----------|----------|---------|------------|-----------|-----------------|------|---------------|-------|----------|----------------|----------|
| HKLR    | HY/2011/03 | 2016-01-27        | Mid-Flood | Cloudy            | IS10    | 09:24:19 | 5.3      | Middle  | 2          | 1         | 11.56           | 8.37 | 34.72         | 97.7  | 8.54     | 6.1            | 10.9     |
| HKLR    | HY/2011/03 | 2016-01-27        | Mid-Flood | Cloudy            | IS10    | 09:23:49 | 5.3      | Middle  | 2          | 2         | 11.59           | 8.36 | 34.72         | 98    | 8.57     | 5.7            | 12       |
| HKLR    | HY/2011/03 | 2016-01-27        | Mid-Flood | Cloudy            | IS10    | 09:23:37 | 9.5      | Bottom  | 3          | 1         | 11.59           | 8.36 | 34.72         | 98    | 8.56     | 6              | 10.5     |
| HKLR    | HY/2011/03 | 2016-01-27        | Mid-Flood | Cloudy            | IS10    | 09:24:09 | 9.5      | Bottom  | 3          | 2         | 11.58           | 8.37 | 34.71         | 97.9  | 8.56     | 5.7            | 11.6     |
| HKLR    | HY/2011/03 | 2016-01-27        | Mid-Flood | Cloudy            | SR3     | 10:21:03 | 0.6      | Middle  | 2          | 1         | 14.43           | 8.25 | 29            | 88.4  | 7.55     | 5.5            | 9.4      |
| HKLR    | HY/2011/03 | 2016-01-27        | Mid-Flood | Cloudy            | SR3     | 10:21:09 | 0.6      | Middle  | 2          | 2         | 14.43           | 8.25 | 29            | 88.8  | 7.58     | 5.5            | 10.4     |
| HKLR    | HY/2011/03 | 2016-01-27        | Mid-Flood | Cloudy            | SR4     | 09:40:02 | 1.0      | Surface | 1          | 1         | 14.76           | 8.26 | 29.07         | 89.6  | 7.6      | 6.5            | 10.2     |
| HKLR    | HY/2011/03 | 2016-01-27        | Mid-Flood | Cloudy            | SR4     | 09:39:48 | 1.0      | Surface | 1          | 2         | 14.78           | 8.26 | 29.08         | 88.6  | 7.51     | 6.6            | 10.9     |
| HKLR    | HY/2011/03 | 2016-01-27        | Mid-Flood | Cloudy            | SR4     | 09:39:41 | 2.9      | Bottom  | 3          | 1         | 14.79           | 8.26 | 29.13         | 88.7  | 7.51     | 6.4            | 10.8     |
| HKLR    | HY/2011/03 | 2016-01-27        | Mid-Flood | Cloudy            | SR4     | 09:39:54 | 2.9      | Bottom  | 3          | 2         | 14.77           | 8.26 | 29.11         | 89.2  | 7.55     | 6.5            | 11.3     |
| HKLR    | HY/2011/03 | 2016-01-27        | Mid-Flood | Cloudy            | SR5     | 09:32:15 | 1.0      | Surface | 1          | 1         | 11.6            | 8.35 | 34.47         | 97.9  | 8.57     | 5.6            | 5        |
| HKLR    | HY/2011/03 | 2016-01-27        | Mid-Flood | Cloudy            | SR5     | 09:32:39 | 1.0      | Surface | 1          | 2         | 11.59           | 8.37 | 34.3          | 98.1  | 8.59     | 5.6            | 4.8      |
| HKLR    | HY/2011/03 | 2016-01-27        | Mid-Flood | Cloudy            | SR5     | 09:32:29 | 3.9      | Bottom  | 3          | 1         | 11.59           | 8.36 | 34.35         | 97.8  | 8.57     | 5.7            | 4.1      |
| HKLR    | HY/2011/03 | 2016-01-27        | Mid-Flood | Cloudy            | SR5     | 09:32:00 | 3.9      | Bottom  | 3          | 2         | 11.6            | 8.31 | 34.59         | 97.8  | 8.55     | 5.3            | 5.5      |
| HKLR    | HY/2011/03 | 2016-01-27        | Mid-Flood | Cloudy            | SR10A   | 08:23:02 | 1.0      | Surface | 1          | 1         | 16.04           | 8.24 | 28.63         | 89.1  | 7.39     | 3.7            | 3.7      |
| HKLR    | HY/2011/03 | 2016-01-27        | Mid-Flood | Cloudy            | SR10A   | 08:22:36 | 1.0      | Surface | 1          | 2         | 16.05           | 8.23 | 28.56         | 89.2  | 7.39     | 3.8            | 4.3      |
| HKLR    | HY/2011/03 | 2016-01-27        | Mid-Flood | Cloudy            | SR10A   | 08:22:27 | 3.2      | Middle  | 2          | 1         | 16.06           | 8.23 | 28.67         | 88.9  | 7.37     | 4.4            | 4.8      |
| HKLR    | HY/2011/03 | 2016-01-27        | Mid-Flood | Cloudy            | SR10A   | 08:22:55 | 3.2      | Middle  | 2          | 2         | 16.02           | 8.24 | 28.76         | 89.3  | 7.4      | 4.2            | 5.2      |
| HKLR    | HY/2011/03 | 2016-01-27        | Mid-Flood | Cloudy            | SR10A   | 08:22:16 | 5.4      | Bottom  | 3          | 1         | 15.99           | 8.23 | 28.69         | 88.5  | 7.34     | 4.5            | 4.8      |
| HKLR    | HY/2011/03 | 2016-01-27        | Mid-Flood | Cloudy            | SR10A   | 08:22:48 | 5.4      | Bottom  | 3          | 2         | 16.03           | 8.24 | 28.77         | 88.8  | 7.36     | 4.3            | 3.7      |
| HKLR    | HY/2011/03 | 2016-01-27        | Mid-Flood | Cloudy            | SR10B   | 08:12:31 | 1.0      | Surface | 1          | 1         | 16.07           | 8.2  | 28.3          | 90.8  | 7.53     | 3.5            | 3.5      |
| HKLR    | HY/2011/03 | 2016-01-27        | Mid-Flood | Cloudy            | SR10B   | 08:11:37 | 1.0      | Surface | 1          | 2         | 16.05           | 8.17 | 28.08         | 90.4  | 7.52     | 3.6            | 4.3      |
| HKLR    | HY/2011/03 | 2016-01-27        | Mid-Flood | Cloudy            | SR10B   | 08:11:29 | 4.2      | Bottom  | 3          | 1         | 16.07           | 8.16 | 28.09         | 90.9  | 7.55     | 3.7            | 6.3      |
| HKLR    | HY/2011/03 | 2016-01-27        | Mid-Flood | Cloudy            | SR10B   | 08:12:18 | 4.2      | Bottom  | 3          | 2         | 15.98           | 8.19 | 28.34         | 90.2  | 7.49     | 3.6            | 5.8      |
| HKLR    | HY/2011/03 | 2016-01-27        | Mid-Flood | Cloudy            | CS2     | 10:47:58 | 1.0      | Surface | 1          | 1         | 11.63           | 8.39 | 29.92         | 97.9  | 8.81     | 12.7           | 15.7     |
| HKLR    | HY/2011/03 | 2016-01-27        | Mid-Flood | Cloudy            | CS2     | 10:47:19 | 1.0      | Surface | 1          | 2         | 11.63           | 8.38 | 30.16         | 98.1  | 8.81     | 12.5           | 16       |
| HKLR    | HY/2011/03 | 2016-01-27        | Mid-Flood | Cloudy            | CS2     | 10:47:07 | 3.8      | Middle  | 2          | 1         | 11.61           | 8.37 | 30.66         | 97.5  | 8.74     | 14.5           | 15.9     |
| HKLR    | HY/2011/03 | 2016-01-27        | Mid-Flood | Cloudy            | CS2     | 10:47:46 | 3.8      | Middle  | 2          | 2         | 11.61           | 8.38 | 30.01         | 97.7  | 8.79     | 14.3           | 16.7     |
| HKLR    | HY/2011/03 | 2016-01-27        | Mid-Flood | Cloudy            | CS2     | 10:46:51 | 6.6      | Bottom  | 3          | 1         | 11.6            | 8.35 | 30.12         | 97.4  | 8.76     | 14.8           | 15.8     |
| HKLR    | HY/2011/03 | 2016-01-27        | Mid-Flood | Cloudy            | CS2     | 10:47:37 | 6.6      | Bottom  | 3          | 2         | 11.61           | 8.38 | 30.06         | 97.6  | 8.78     | 14.3           | 15.3     |
| HKLR    | HY/2011/03 | 2016-01-27        | Mid-Flood | Cloudy            | CS(Mf)5 | 09:00:33 | 1.0      | Surface | 1          | 1         | 16              | 8.25 | 28.93         | 89.9  | 7.44     | 4.5            | 5.9      |
| HKLR    | HY/2011/03 | 2016-01-27        | Mid-Flood | Cloudy            | CS(Mf)5 | 09:01:17 | 1.0      | Surface | 1          | 2         | 15.9            | 8.26 | 29.11         | 89.6  | 7.44     | 4.4            | 4.8      |
| HKLR    | HY/2011/03 | 2016-01-27        | Mid-Flood | Cloudy            | CS(Mf)5 | 09:00:21 | 6.4      | Middle  | 2          | 1         | 15.76           | 8.26 | 29.12         | 89.7  | 7.45     | 4.5            | 5.2      |
| HKLR    | HY/2011/03 | 2016-01-27        | Mid-Flood | Cloudy            | CS(Mf)5 | 09:01:08 | 6.4      | Middle  | 2          | 2         | 15.78           | 8.26 | 29.21         | 89.3  | 7.41     | 4.6            | 5.4      |
| HKLR    | HY/2011/03 | 2016-01-27        | Mid-Flood | Cloudy            | CS(Mf)5 | 09:00:56 | 11.7     | Bottom  | 3          | 1         | 15.78           | 8.26 | 29.24         | 88.8  | 7.35     | 4.6            | 6        |
| HKLR    | HY/2011/03 | 2016-01-27        | Mid-Flood | Cloudy            | CS(Mf)5 | 09:00:11 | 11.7     | Bottom  | 3          | 2         | 15.76           | 8.25 | 29.18         | 88.9  | 7.39     | 4.6            | 6.7      |
| HKLR    | HY/2011/03 | 2016-01-29        | Mid-Ebb   | Cloudy            | IS5     | 15:15:37 | 1.0      | Surface | 1          | 1         | 15.46           | 8.24 | 27.14         | 91.8  | 7.76     | 8.4            | 7.4      |
| HKLR    | HY/2011/03 | 2016-01-29        | Mid-Ebb   | Cloudy            | IS5     | 15:15:12 | 1.0      | Surface | 1          | 2         | 15.45           | 8.24 | 27.25         | 91.7  | 7.74     | 8.4            | 7.1      |
| HKLR    | HY/2011/03 | 2016-01-29        | Mid-Ebb   | Cloudy            | IS5     | 15:15:05 | 4.1      | Middle  | 2          | 1         | 15.41           | 8.23 | 27.59         | 91.4  | 7.73     | 9.3            | 8        |
| HKLR    | HY/2011/03 | 2016-01-29        | Mid-Ebb   | Cloudy            | IS5     | 15:15:30 | 4.1      | Middle  | 2          | 2         | 15.31           | 8.23 | 27.88         | 91.7  | 7.73     | 8.7            | 7.3      |
| HKLR    | HY/2011/03 | 2016-01-29        | Mid-Ebb   | Cloudy            | IS5     | 15:15:22 | 7.1      | Bottom  | 3          | 1         | 15.35           | 8.22 | 27.97         | 91.2  | 7.7      | 8.8            | 8.6      |
| HKLR    | HY/2011/03 | 2016-01-29        | Mid-Ebb   | Cloudy            | IS5     | 15:14:54 | 7.1      | Bottom  | 3          | 2         | 15.47           | 8.23 | 27.53         | 90.4  | 7.64     | 8.9            | 7.3      |
| HKLR    | HY/2011/03 | 2016-01-29        | Mid-Ebb   | Cloudy            | IS(Mf)6 | 15:26:39 | 1.0      | Surface | 1          | 1         | 15.61           | 8.25 | 27.16         | 92.3  | 7.79     | 12.2           | 8.8      |
| HKLR    | HY/2011/03 | 2016-01-29        | Mid-Ebb   | Cloudy            | IS(Mf)6 | 15:26:24 | 1.0      | Surface | 1          | 2         | 15.56           | 8.24 | 27.03         | 92.6  | 7.82     | 12.4           | 9.3      |
| HKLR    | HY/2011/03 | 2016-01-29        | Mid-Ebb   | Cloudy            | IS(Mf)6 | 15:26:13 | 2.3      | Bottom  | 3          | 1         | 15.41           | 8.24 | 27.78         | 94.4  | 7.97     | 12.6           | 9.4      |
| HKLR    | HY/2011/03 | 2016-01-29        | Mid-Ebb   | Cloudy            | IS(Mf)6 | 15:26:31 | 2.3      | Bottom  | 3          | 2         | 15.41           | 8.24 | 27.71         | 92.1  | 7.77     | 12.5           | 9        |
| HKLR    | HY/2011/03 | 2016-01-29        | Mid-Ebb   | Cloudy            | IS7     | 15:34:46 | 1.0      | Surface | 1          | 1         | 15.58           | 8.24 | 26.92         | 92.7  | 7.83     | 6.4            | 8.8      |
| HKLR    | HY/2011/03 | 2016-01-29        | Mid-Ebb   | Cloudy            | IS7     | 15:35:09 | 1.0      | Surface | 1          | 2         | 15.51           | 8.24 | 27.23         | 90.6  | 7.65     | 6.5            | 8.6      |
| HKLR    | HY/2011/03 | 2016-01-29        | Mid-Ebb   | Cloudy            | IS7     | 15:34:37 | 2.1      | Bottom  | 3          | 1         | 15.48           | 8.24 | 27.49         | 92    | 7.76     | 6.6            | 9.2      |
| HKLR    | HY/2011/03 | 2016-01-29        | Mid-Ebb   | Cloudy            | IS7     | 15:35:02 | 2.1      | Bottom  | 3          | 2         | 15.39           | 8.24 | 27.83         | 90.4  | 7.63     | 6.5            | 9.4      |
| HKLR    | HY/2011/03 | 2016-01-29        | Mid-Ebb   | Cloudy            | IS8     | 15:58:27 | 1.0      | Surface | 1          | 1         | 15.61           | 8.24 | 28.11         | 93    | 7.79     | 8.4            | 5.8      |
| HKLR    | HY/2011/03 | 2016-01-29        | Mid-Ebb   | Cloudy            | IS8     | 15:58:13 | 1.0      | Surface | 1          | 2         | 15.57           | 8.24 | 28.16         | 94.4  | 7.92     | 8.2            | 5.3      |

## Water Quality Monitoring Data

| Project | Works      | Date (yyyy-mm-dd) | Tide      | Weather Condition | Station | Time     | Depth, m | Level   | Level_Code | Replicate | Temperature, °C | pH   | Salinity, ppt | DO, % | DO, mg/L | Turbidity, NTU | SS, mg/L |
|---------|------------|-------------------|-----------|-------------------|---------|----------|----------|---------|------------|-----------|-----------------|------|---------------|-------|----------|----------------|----------|
| HKLR    | HY/2011/03 | 2016-01-29        | Mid-Ebb   | Cloudy            | IS8     | 15:58:04 | 2.9      | Bottom  | 3          | 1         | 15.51           | 8.24 | 28.33         | 92.7  | 7.78     | 8.4            | 8        |
| HKLR    | HY/2011/03 | 2016-01-29        | Mid-Ebb   | Cloudy            | IS8     | 15:58:20 | 2.9      | Bottom  | 3          | 2         | 15.56           | 8.24 | 28.26         | 92.8  | 7.78     | 8.5            | 7.2      |
| HKLR    | HY/2011/03 | 2016-01-29        | Mid-Ebb   | Cloudy            | IS(Mf)9 | 15:40:40 | 1.0      | Surface | 1          | 1         | 15.76           | 8.23 | 28.16         | 93.8  | 7.84     | 10.6           | 11.1     |
| HKLR    | HY/2011/03 | 2016-01-29        | Mid-Ebb   | Cloudy            | IS(Mf)9 | 15:40:55 | 1.0      | Surface | 1          | 2         | 15.76           | 8.24 | 28.16         | 93.7  | 7.83     | 10.6           | 11.1     |
| HKLR    | HY/2011/03 | 2016-01-29        | Mid-Ebb   | Cloudy            | IS(Mf)9 | 15:40:48 | 2.8      | Bottom  | 3          | 1         | 15.73           | 8.23 | 28.23         | 93.7  | 7.83     | 10.9           | 12       |
| HKLR    | HY/2011/03 | 2016-01-29        | Mid-Ebb   | Cloudy            | IS(Mf)9 | 15:40:33 | 2.8      | Bottom  | 3          | 2         | 15.74           | 8.23 | 28.21         | 94.2  | 7.87     | 10.9           | 13.3     |
| HKLR    | HY/2011/03 | 2016-01-29        | Mid-Ebb   | Cloudy            | IS10    | 15:59:20 | 1.0      | Surface | 1          | 1         | 11.84           | 8.35 | 23.28         | 95.7  | 8.94     | 2.6            | 4.7      |
| HKLR    | HY/2011/03 | 2016-01-29        | Mid-Ebb   | Cloudy            | IS10    | 16:00:04 | 1.0      | Surface | 1          | 2         | 11.76           | 8.4  | 23.36         | 95.6  | 8.94     | 2.9            | 4.7      |
| HKLR    | HY/2011/03 | 2016-01-29        | Mid-Ebb   | Cloudy            | IS10    | 15:59:55 | 5.3      | Middle  | 2          | 1         | 11.79           | 8.37 | 28.32         | 97.4  | 8.83     | 3.1            | 5.5      |
| HKLR    | HY/2011/03 | 2016-01-29        | Mid-Ebb   | Cloudy            | IS10    | 15:59:10 | 5.3      | Middle  | 2          | 2         | 11.79           | 8.31 | 28.37         | 97.4  | 8.82     | 2.9            | 5.7      |
| HKLR    | HY/2011/03 | 2016-01-29        | Mid-Ebb   | Cloudy            | IS10    | 15:59:01 | 9.5      | Bottom  | 3          | 1         | 11.8            | 8.27 | 28.51         | 97    | 8.78     | 3              | 5.8      |
| HKLR    | HY/2011/03 | 2016-01-29        | Mid-Ebb   | Cloudy            | IS10    | 15:59:44 | 9.5      | Bottom  | 3          | 2         | 11.79           | 8.36 | 28.5          | 97.4  | 8.82     | 3.3            | 5.5      |
| HKLR    | HY/2011/03 | 2016-01-29        | Mid-Ebb   | Cloudy            | SR3     | 15:01:30 | 0.7      | Middle  | 2          | 1         | 15.74           | 8.23 | 26.24         | 94.1  | 7.96     | 6.3            | 8.9      |
| HKLR    | HY/2011/03 | 2016-01-29        | Mid-Ebb   | Cloudy            | SR3     | 15:01:25 | 0.7      | Middle  | 2          | 2         | 15.72           | 8.23 | 26.3          | 94.4  | 7.99     | 6.3            | 9.4      |
| HKLR    | HY/2011/03 | 2016-01-29        | Mid-Ebb   | Cloudy            | SR4     | 15:51:02 | 1.0      | Surface | 1          | 1         | 15.69           | 8.24 | 28.02         | 93.4  | 7.82     | 7.4            | 5.5      |
| HKLR    | HY/2011/03 | 2016-01-29        | Mid-Ebb   | Cloudy            | SR4     | 15:50:44 | 1.0      | Surface | 1          | 2         | 15.62           | 8.24 | 28.11         | 92.6  | 7.77     | 7.2            | 5.6      |
| HKLR    | HY/2011/03 | 2016-01-29        | Mid-Ebb   | Cloudy            | SR4     | 15:50:49 | 2.9      | Bottom  | 3          | 1         | 15.58           | 8.24 | 28.23         | 92.3  | 7.74     | 7.7            | 6.9      |
| HKLR    | HY/2011/03 | 2016-01-29        | Mid-Ebb   | Cloudy            | SR4     | 15:50:33 | 2.9      | Bottom  | 3          | 2         | 15.61           | 8.24 | 28.2          | 92.7  | 7.77     | 7.1            | 7.7      |
| HKLR    | HY/2011/03 | 2016-01-29        | Mid-Ebb   | Cloudy            | SR5     | 15:51:57 | 1.0      | Surface | 1          | 1         | 11.84           | 8.34 | 23.8          | 95.5  | 8.89     | 2.5            | 3.4      |
| HKLR    | HY/2011/03 | 2016-01-29        | Mid-Ebb   | Cloudy            | SR5     | 15:52:19 | 1.0      | Surface | 1          | 2         | 11.84           | 8.37 | 23.57         | 96    | 8.95     | 2.6            | 2.9      |
| HKLR    | HY/2011/03 | 2016-01-29        | Mid-Ebb   | Cloudy            | SR5     | 15:52:09 | 4.0      | Bottom  | 3          | 1         | 11.8            | 8.33 | 28.71         | 97.1  | 8.77     | 2.9            | 4.3      |
| HKLR    | HY/2011/03 | 2016-01-29        | Mid-Ebb   | Cloudy            | SR5     | 15:51:44 | 4.0      | Bottom  | 3          | 2         | 11.8            | 8.31 | 28.96         | 96.4  | 8.7      | 2.8            | 4.6      |
| HKLR    | HY/2011/03 | 2016-01-29        | Mid-Ebb   | Cloudy            | SR10A   | 17:01:29 | 1.0      | Surface | 1          | 1         | 15.83           | 8.25 | 29.06         | 92.1  | 7.64     | 3              | 4        |
| HKLR    | HY/2011/03 | 2016-01-29        | Mid-Ebb   | Cloudy            | SR10A   | 17:01:49 | 1.0      | Surface | 1          | 2         | 15.83           | 8.25 | 29.08         | 92.4  | 7.66     | 3.1            | 3.4      |
| HKLR    | HY/2011/03 | 2016-01-29        | Mid-Ebb   | Cloudy            | SR10A   | 17:01:22 | 3.2      | Middle  | 2          | 1         | 15.85           | 8.25 | 29.25         | 91.9  | 7.62     | 2.9            | 3.9      |
| HKLR    | HY/2011/03 | 2016-01-29        | Mid-Ebb   | Cloudy            | SR10A   | 17:01:43 | 3.2      | Middle  | 2          | 2         | 15.84           | 8.25 | 29.23         | 92.1  | 7.63     | 3              | 4.6      |
| HKLR    | HY/2011/03 | 2016-01-29        | Mid-Ebb   | Cloudy            | SR10A   | 17:01:17 | 5.4      | Bottom  | 3          | 1         | 15.83           | 8.25 | 29.25         | 91.7  | 7.6      | 3              | 6.3      |
| HKLR    | HY/2011/03 | 2016-01-29        | Mid-Ebb   | Cloudy            | SR10A   | 17:01:36 | 5.4      | Bottom  | 3          | 2         | 15.83           | 8.25 | 29.23         | 92    | 7.63     | 3              | 5.3      |
| HKLR    | HY/2011/03 | 2016-01-29        | Mid-Ebb   | Cloudy            | SR10B   | 17:12:53 | 1.0      | Surface | 1          | 1         | 15.83           | 8.25 | 29.01         | 92.5  | 7.68     | 3.2            | 5.1      |
| HKLR    | HY/2011/03 | 2016-01-29        | Mid-Ebb   | Cloudy            | SR10B   | 17:13:07 | 1.0      | Surface | 1          | 2         | 15.84           | 8.26 | 29.06         | 91.8  | 7.62     | 3.1            | 5        |
| HKLR    | HY/2011/03 | 2016-01-29        | Mid-Ebb   | Cloudy            | SR10B   | 17:12:43 | 3.7      | Bottom  | 3          | 1         | 15.83           | 8.25 | 29.13         | 91.4  | 7.58     | 3.3            | 6.1      |
| HKLR    | HY/2011/03 | 2016-01-29        | Mid-Ebb   | Cloudy            | SR10B   | 17:13:00 | 3.7      | Bottom  | 3          | 2         | 15.84           | 8.25 | 29.22         | 92.3  | 7.65     | 3.2            | 6.5      |
| HKLR    | HY/2011/03 | 2016-01-29        | Mid-Ebb   | Cloudy            | CS2     | 14:36:46 | 1.0      | Surface | 1          | 1         | 11.83           | 8.33 | 27.25         | 94.5  | 8.62     | 2.9            | 5.8      |
| HKLR    | HY/2011/03 | 2016-01-29        | Mid-Ebb   | Cloudy            | CS2     | 14:36:06 | 1.0      | Surface | 1          | 2         | 11.84           | 8.28 | 27.28         | 96.8  | 8.82     | 2.9            | 5.3      |
| HKLR    | HY/2011/03 | 2016-01-29        | Mid-Ebb   | Cloudy            | CS2     | 14:35:55 | 3.7      | Middle  | 2          | 1         | 11.69           | 8.25 | 29.11         | 95.6  | 8.63     | 3.7            | 6        |
| HKLR    | HY/2011/03 | 2016-01-29        | Mid-Ebb   | Cloudy            | CS2     | 14:36:33 | 3.7      | Middle  | 2          | 2         | 11.68           | 8.31 | 28.91         | 96.3  | 8.71     | 3.6            | 4.7      |
| HKLR    | HY/2011/03 | 2016-01-29        | Mid-Ebb   | Cloudy            | CS2     | 14:35:39 | 6.3      | Bottom  | 3          | 1         | 11.73           | 8.21 | 31.53         | 96.4  | 8.57     | 3.5            | 5.5      |
| HKLR    | HY/2011/03 | 2016-01-29        | Mid-Ebb   | Cloudy            | CS2     | 14:36:25 | 6.3      | Bottom  | 3          | 2         | 11.75           | 8.29 | 30.58         | 96.5  | 8.63     | 3.4            | 5.1      |
| HKLR    | HY/2011/03 | 2016-01-29        | Mid-Ebb   | Cloudy            | CS(Mf)5 | 16:30:34 | 1.0      | Surface | 1          | 1         | 15.83           | 8.25 | 29.04         | 91.1  | 7.56     | 3              | 5.3      |
| HKLR    | HY/2011/03 | 2016-01-29        | Mid-Ebb   | Cloudy            | CS(Mf)5 | 16:31:13 | 1.0      | Surface | 1          | 2         | 15.83           | 8.25 | 29.04         | 90.2  | 7.45     | 2.8            | 6        |
| HKLR    | HY/2011/03 | 2016-01-29        | Mid-Ebb   | Cloudy            | CS(Mf)5 | 16:31:01 | 6.2      | Middle  | 2          | 1         | 15.95           | 8.24 | 29.42         | 89.7  | 7.43     | 2.9            | 5.2      |
| HKLR    | HY/2011/03 | 2016-01-29        | Mid-Ebb   | Cloudy            | CS(Mf)5 | 16:30:21 | 6.2      | Middle  | 2          | 2         | 15.95           | 8.24 | 29.43         | 90.9  | 7.51     | 2.8            | 6.7      |
| HKLR    | HY/2011/03 | 2016-01-29        | Mid-Ebb   | Cloudy            | CS(Mf)5 | 16:30:10 | 11.4     | Bottom  | 3          | 1         | 16.08           | 8.23 | 29.6          | 90.6  | 7.46     | 3              | 6.7      |
| HKLR    | HY/2011/03 | 2016-01-29        | Mid-Ebb   | Cloudy            | CS(Mf)5 | 16:30:50 | 11.4     | Bottom  | 3          | 2         | 16.02           | 8.24 | 29.64         | 89.2  | 7.37     | 2.9            | 5.7      |
| HKLR    | HY/2011/03 | 2016-01-29        | Mid-Flood | Rainy             | ISS     | 11:28:21 | 1.0      | Surface | 1          | 1         | 15.34           | 8.25 | 27.48         | 92.1  | 7.79     | 5.8            | 7.4      |
| HKLR    | HY/2011/03 | 2016-01-29        | Mid-Flood | Rainy             | ISS     | 11:27:37 | 1.0      | Surface | 1          | 2         | 15.27           | 8.25 | 27.88         | 90.3  | 7.64     | 5.8            | 7.8      |
| HKLR    | HY/2011/03 | 2016-01-29        | Mid-Flood | Rainy             | ISS     | 11:28:04 | 4.4      | Middle  | 2          | 1         | 15.22           | 8.24 | 28.48         | 90.5  | 7.63     | 6.5            | 7.7      |
| HKLR    | HY/2011/03 | 2016-01-29        | Mid-Flood | Rainy             | ISS     | 11:27:29 | 4.4      | Middle  | 2          | 2         | 15.23           | 8.24 | 28.47         | 90.3  | 7.61     | 6.2            | 7.4      |
| HKLR    | HY/2011/03 | 2016-01-29        | Mid-Flood | Rainy             | ISS     | 11:27:19 | 7.7      | Bottom  | 3          | 1         | 15.25           | 8.24 | 28.47         | 90.2  | 7.6      | 6.2            | 7.5      |
| HKLR    | HY/2011/03 | 2016-01-29        | Mid-Flood | Rainy             | ISS     | 11:27:56 | 7.7      | Bottom  | 3          | 2         | 15.23           | 8.24 | 28.5          | 89.6  | 7.56     | 6.6            | 7.7      |
| HKLR    | HY/2011/03 | 2016-01-29        | Mid-Flood | Rainy             | IS(Mf)6 | 11:17:49 | 1.0      | Surface | 1          | 1         | 15.33           | 8.23 | 28.1          | 92.5  | 7.8      | 5.6            | 8.1      |
| HKLR    | HY/2011/03 | 2016-01-29        | Mid-Flood | Rainy             | IS(Mf)6 | 11:18:05 | 1.0      | Surface | 1          | 2         | 15.32           | 8.23 | 28.1          | 92.9  | 7.84     | 5.5            | 8        |

## Water Quality Monitoring Data

| Project | Works      | Date (yyyy-mm-dd) | Tide      | Weather Condition | Station | Time     | Depth, m | Level   | Level_Code | Replicate | Temperature, °C | pH   | Salinity, ppt | DO, % | DO, mg/L | Turbidity, NTU | SS, mg/L |
|---------|------------|-------------------|-----------|-------------------|---------|----------|----------|---------|------------|-----------|-----------------|------|---------------|-------|----------|----------------|----------|
| HKLR    | HY/2011/03 | 2016-01-29        | Mid-Flood | Rainy             | IS(Mf)6 | 11:17:55 | 2.2      | Bottom  | 3          | 1         | 15.33           | 8.23 | 28.1          | 93.4  | 7.87     | 5.7            | 7.3      |
| HKLR    | HY/2011/03 | 2016-01-29        | Mid-Flood | Rainy             | IS(Mf)6 | 11:17:40 | 2.2      | Bottom  | 3          | 2         | 15.33           | 8.23 | 28.1          | 92.3  | 7.78     | 5.7            | 8.4      |
| HKLR    | HY/2011/03 | 2016-01-29        | Mid-Flood | Rainy             | IS7     | 11:14:49 | 1.0      | Surface | 1          | 1         | 15.32           | 8.23 | 28.11         | 93.1  | 7.85     | 5.7            | 7.2      |
| HKLR    | HY/2011/03 | 2016-01-29        | Mid-Flood | Rainy             | IS7     | 11:14:32 | 1.0      | Surface | 1          | 2         | 15.32           | 8.23 | 28.11         | 92.4  | 7.79     | 5.7            | 7.3      |
| HKLR    | HY/2011/03 | 2016-01-29        | Mid-Flood | Rainy             | IS7     | 11:14:41 | 2.3      | Bottom  | 3          | 1         | 15.31           | 8.23 | 28.14         | 92.6  | 7.81     | 5.7            | 6.8      |
| HKLR    | HY/2011/03 | 2016-01-29        | Mid-Flood | Rainy             | IS7     | 11:14:26 | 2.3      | Bottom  | 3          | 2         | 15.32           | 8.23 | 28.13         | 91.3  | 7.7      | 5.7            | 6.6      |
| HKLR    | HY/2011/03 | 2016-01-29        | Mid-Flood | Rainy             | IS8     | 10:51:51 | 1.0      | Surface | 1          | 1         | 15.41           | 8.23 | 27.79         | 92.5  | 7.8      | 3.3            | 4.4      |
| HKLR    | HY/2011/03 | 2016-01-29        | Mid-Flood | Rainy             | IS8     | 10:51:31 | 1.0      | Surface | 1          | 2         | 15.41           | 8.22 | 27.78         | 93.2  | 7.87     | 3.2            | 4.4      |
| HKLR    | HY/2011/03 | 2016-01-29        | Mid-Flood | Rainy             | IS8     | 10:51:41 | 2.8      | Bottom  | 3          | 1         | 15.4            | 8.22 | 28.13         | 91.6  | 7.71     | 3.3            | 7.3      |
| HKLR    | HY/2011/03 | 2016-01-29        | Mid-Flood | Rainy             | IS8     | 10:51:24 | 2.8      | Bottom  | 3          | 2         | 15.41           | 8.22 | 28.02         | 92.6  | 7.81     | 3.3            | 6.3      |
| HKLR    | HY/2011/03 | 2016-01-29        | Mid-Flood | Rainy             | IS(Mf)9 | 11:06:01 | 1.0      | Surface | 1          | 1         | 15.32           | 8.23 | 28.11         | 92.6  | 7.81     | 5.8            | 7.5      |
| HKLR    | HY/2011/03 | 2016-01-29        | Mid-Flood | Rainy             | IS(Mf)9 | 11:06:32 | 1.0      | Surface | 1          | 2         | 15.31           | 8.23 | 28.13         | 92.3  | 7.78     | 5.8            | 7.4      |
| HKLR    | HY/2011/03 | 2016-01-29        | Mid-Flood | Rainy             | IS(Mf)9 | 11:05:46 | 2.6      | Bottom  | 3          | 1         | 15.31           | 8.23 | 28.17         | 91.6  | 7.72     | 6.1            | 8        |
| HKLR    | HY/2011/03 | 2016-01-29        | Mid-Flood | Rainy             | IS(Mf)9 | 11:06:24 | 2.6      | Bottom  | 3          | 2         | 15.3            | 8.23 | 28.19         | 91    | 7.68     | 5.8            | 7.9      |
| HKLR    | HY/2011/03 | 2016-01-29        | Mid-Flood | Rainy             | IS10    | 10:30:22 | 1.0      | Surface | 1          | 1         | 11.81           | 8.3  | 32.9          | 98.1  | 8.63     | 4.8            | 4.5      |
| HKLR    | HY/2011/03 | 2016-01-29        | Mid-Flood | Rainy             | IS10    | 10:30:52 | 1.0      | Surface | 1          | 2         | 11.81           | 8.32 | 32.57         | 97.6  | 8.6      | 4.6            | 3.7      |
| HKLR    | HY/2011/03 | 2016-01-29        | Mid-Flood | Rainy             | IS10    | 10:30:13 | 5.4      | Middle  | 2          | 1         | 11.81           | 8.28 | 33.13         | 97.7  | 8.58     | 5.2            | 4.3      |
| HKLR    | HY/2011/03 | 2016-01-29        | Mid-Flood | Rainy             | IS10    | 10:30:42 | 5.4      | Middle  | 2          | 2         | 11.81           | 8.31 | 32.77         | 97.5  | 8.59     | 5.4            | 5.9      |
| HKLR    | HY/2011/03 | 2016-01-29        | Mid-Flood | Rainy             | IS10    | 10:30:33 | 9.8      | Bottom  | 3          | 1         | 11.81           | 8.31 | 32.84         | 97.8  | 8.61     | 4.9            | 10.1     |
| HKLR    | HY/2011/03 | 2016-01-29        | Mid-Flood | Rainy             | IS10    | 10:30:04 | 9.8      | Bottom  | 3          | 2         | 11.81           | 8.25 | 33.16         | 97.5  | 8.56     | 4.6            | 8.3      |
| HKLR    | HY/2011/03 | 2016-01-29        | Mid-Flood | Rainy             | SR3     | 11:36:14 | 0.8      | Middle  | 2          | 1         | 15.47           | 8.26 | 26.32         | 91.6  | 7.78     | 5.2            | 7.8      |
| HKLR    | HY/2011/03 | 2016-01-29        | Mid-Flood | Rainy             | SR3     | 11:36:07 | 0.8      | Middle  | 2          | 2         | 15.45           | 8.26 | 26.56         | 91.5  | 7.77     | 5.2            | 9.3      |
| HKLR    | HY/2011/03 | 2016-01-29        | Mid-Flood | Rainy             | SR4     | 10:56:04 | 1.0      | Surface | 1          | 1         | 15.41           | 8.23 | 27.7          | 91.7  | 7.73     | 4.2            | 4.5      |
| HKLR    | HY/2011/03 | 2016-01-29        | Mid-Flood | Rainy             | SR4     | 10:56:46 | 1.0      | Surface | 1          | 2         | 15.44           | 8.23 | 27.39         | 91.1  | 7.7      | 4.2            | 4.3      |
| HKLR    | HY/2011/03 | 2016-01-29        | Mid-Flood | Rainy             | SR4     | 10:55:57 | 2.9      | Bottom  | 3          | 1         | 15.4            | 8.23 | 28.09         | 92.2  | 7.76     | 4.2            | 4.4      |
| HKLR    | HY/2011/03 | 2016-01-29        | Mid-Flood | Rainy             | SR4     | 10:56:20 | 2.9      | Bottom  | 3          | 2         | 15.4            | 8.22 | 28.24         | 91.2  | 7.67     | 4.4            | 4.1      |
| HKLR    | HY/2011/03 | 2016-01-29        | Mid-Flood | Rainy             | SR5     | 10:39:05 | 1.0      | Surface | 1          | 1         | 11.81           | 8.32 | 30.81         | 97.8  | 8.72     | 3.4            | 4.2      |
| HKLR    | HY/2011/03 | 2016-01-29        | Mid-Flood | Rainy             | SR5     | 10:39:19 | 1.0      | Surface | 1          | 2         | 11.81           | 8.33 | 30.62         | 96.9  | 8.65     | 3.2            | 4.2      |
| HKLR    | HY/2011/03 | 2016-01-29        | Mid-Flood | Rainy             | SR5     | 10:39:12 | 3.8      | Bottom  | 3          | 1         | 11.81           | 8.32 | 31.12         | 97.8  | 8.71     | 3.5            | 4.4      |
| HKLR    | HY/2011/03 | 2016-01-29        | Mid-Flood | Rainy             | SR5     | 10:38:52 | 3.8      | Bottom  | 3          | 2         | 11.81           | 8.29 | 31.83         | 97.5  | 8.64     | 3.6            | 5        |
| HKLR    | HY/2011/03 | 2016-01-29        | Mid-Flood | Rainy             | SR10A   | 09:43:56 | 1.0      | Surface | 1          | 1         | 15.55           | 8.18 | 27.48         | 92    | 7.75     | 2.6            | 4.5      |
| HKLR    | HY/2011/03 | 2016-01-29        | Mid-Flood | Rainy             | SR10A   | 09:43:30 | 1.0      | Surface | 1          | 2         | 15.54           | 8.17 | 27.34         | 91.1  | 7.67     | 2.5            | 3.4      |
| HKLR    | HY/2011/03 | 2016-01-29        | Mid-Flood | Rainy             | SR10A   | 09:43:21 | 3.2      | Middle  | 2          | 1         | 15.56           | 8.16 | 27.51         | 90.5  | 7.63     | 3.2            | 4.3      |
| HKLR    | HY/2011/03 | 2016-01-29        | Mid-Flood | Rainy             | SR10A   | 09:43:49 | 3.2      | Middle  | 2          | 2         | 15.56           | 8.17 | 27.59         | 90    | 7.58     | 3.2            | 4.5      |
| HKLR    | HY/2011/03 | 2016-01-29        | Mid-Flood | Rainy             | SR10A   | 09:43:39 | 5.4      | Bottom  | 3          | 1         | 15.56           | 8.17 | 27.6          | 89.7  | 7.55     | 3.3            | 4.7      |
| HKLR    | HY/2011/03 | 2016-01-29        | Mid-Flood | Rainy             | SR10A   | 09:43:13 | 5.4      | Bottom  | 3          | 2         | 15.58           | 8.16 | 27.57         | 90.4  | 7.62     | 3.2            | 4.8      |
| HKLR    | HY/2011/03 | 2016-01-29        | Mid-Flood | Rainy             | SR10B   | 09:32:35 | 1.0      | Surface | 1          | 1         | 15.53           | 8.12 | 26.9          | 91.6  | 7.75     | 5.6            | 4.7      |
| HKLR    | HY/2011/03 | 2016-01-29        | Mid-Flood | Rainy             | SR10B   | 09:32:20 | 1.0      | Surface | 1          | 2         | 15.53           | 8.11 | 26.78         | 90.9  | 7.69     | 5.7            | 4        |
| HKLR    | HY/2011/03 | 2016-01-29        | Mid-Flood | Rainy             | SR10B   | 09:32:07 | 4.3      | Bottom  | 3          | 1         | 15.55           | 8.09 | 26.84         | 91    | 7.7      | 5.5            | 5        |
| HKLR    | HY/2011/03 | 2016-01-29        | Mid-Flood | Rainy             | SR10B   | 09:32:24 | 4.3      | Bottom  | 3          | 2         | 15.53           | 8.11 | 26.92         | 91.1  | 7.71     | 5.6            | 4.3      |
| HKLR    | HY/2011/03 | 2016-01-29        | Mid-Flood | Rainy             | CS2     | 11:54:46 | 1.0      | Surface | 1          | 1         | 11.81           | 8.34 | 28.69         | 98    | 8.86     | 6.2            | 9.7      |
| HKLR    | HY/2011/03 | 2016-01-29        | Mid-Flood | Rainy             | CS2     | 11:54:13 | 1.0      | Surface | 1          | 2         | 11.81           | 8.3  | 28.91         | 97.9  | 8.83     | 5.9            | 8.7      |
| HKLR    | HY/2011/03 | 2016-01-29        | Mid-Flood | Rainy             | CS2     | 11:54:05 | 3.8      | Middle  | 2          | 1         | 11.82           | 8.27 | 29.01         | 97.8  | 8.82     | 6.6            | 9        |
| HKLR    | HY/2011/03 | 2016-01-29        | Mid-Flood | Rainy             | CS2     | 11:54:34 | 3.8      | Middle  | 2          | 2         | 11.82           | 8.33 | 28.92         | 97.9  | 8.83     | 6.7            | 9.8      |
| HKLR    | HY/2011/03 | 2016-01-29        | Mid-Flood | Rainy             | CS2     | 11:54:25 | 6.5      | Bottom  | 3          | 1         | 11.83           | 8.32 | 28.99         | 97.9  | 8.82     | 7.8            | 10.3     |
| HKLR    | HY/2011/03 | 2016-01-29        | Mid-Flood | Rainy             | CS2     | 11:53:54 | 6.5      | Bottom  | 3          | 2         | 11.83           | 8.28 | 29.02         | 97.7  | 8.81     | 8              | 10.3     |
| HKLR    | HY/2011/03 | 2016-01-29        | Mid-Flood | Rainy             | CS(Mf)5 | 10:16:49 | 1.0      | Surface | 1          | 1         | 15.55           | 8.2  | 27.73         | 90.6  | 7.62     | 6.5            | 3.2      |
| HKLR    | HY/2011/03 | 2016-01-29        | Mid-Flood | Rainy             | CS(Mf)5 | 10:17:31 | 1.0      | Surface | 1          | 2         | 15.54           | 8.2  | 27.79         | 90.7  | 7.63     | 6.6            | 4.9      |
| HKLR    | HY/2011/03 | 2016-01-29        | Mid-Flood | Rainy             | CS(Mf)5 | 10:17:19 | 6.3      | Middle  | 2          | 1         | 15.58           | 8.2  | 28            | 89.6  | 7.52     | 8.7            | 4.2      |
| HKLR    | HY/2011/03 | 2016-01-29        | Mid-Flood | Rainy             | CS(Mf)5 | 10:16:40 | 6.3      | Middle  | 2          | 2         | 15.58           | 8.19 | 27.92         | 90.5  | 7.6      | 8.5            | 5.5      |
| HKLR    | HY/2011/03 | 2016-01-29        | Mid-Flood | Rainy             | CS(Mf)5 | 10:17:10 | 11.6     | Bottom  | 3          | 1         | 15.58           | 8.19 | 27.99         | 88.5  | 7.43     | 8.7            | 5.1      |
| HKLR    | HY/2011/03 | 2016-01-29        | Mid-Flood | Rainy             | CS(Mf)5 | 10:16:30 | 11.6     | Bottom  | 3          | 2         | 15.57           | 8.19 | 27.89         | 89.9  | 7.55     | 8.4            | 5.8      |

## Water Quality Monitoring Data

| Project | Works      | Date (yyyy-mm-dd) | Tide    | Weather Condition | Station | Time     | Depth, m | Level   | Level_Code | Replicate | Temperature, °C | pH   | Salinity, ppt | DO, % | DO, mg/L | Turbidity, NTU | SS, mg/L |
|---------|------------|-------------------|---------|-------------------|---------|----------|----------|---------|------------|-----------|-----------------|------|---------------|-------|----------|----------------|----------|
| HKLR    | HY/2011/03 | 2016-02-01        | Mid-Ebb | Rainy             | IS5     | 17:57:17 | 1.0      | Surface | 1          | 1         | 15.44           | 8.07 | 22.1          | 97.9  | 8.48     | 5.6            | 4.9      |
| HKLR    | HY/2011/03 | 2016-02-01        | Mid-Ebb | Rainy             | IS5     | 17:56:48 | 1.0      | Surface | 1          | 2         | 15.43           | 8.05 | 22.12         | 99    | 8.5      | 5.6            | 4.2      |
| HKLR    | HY/2011/03 | 2016-02-01        | Mid-Ebb | Rainy             | IS5     | 17:57:07 | 4.3      | Middle  | 2          | 1         | 15.62           | 8.05 | 22.64         | 97.2  | 8.43     | 5.7            | 3.7      |
| HKLR    | HY/2011/03 | 2016-02-01        | Mid-Ebb | Rainy             | IS5     | 17:56:37 | 4.3      | Middle  | 2          | 2         | 15.62           | 8.02 | 22.55         | 98    | 8.49     | 5.5            | 4.1      |
| HKLR    | HY/2011/03 | 2016-02-01        | Mid-Ebb | Rainy             | IS5     | 17:56:58 | 7.5      | Bottom  | 3          | 1         | 15.58           | 8.03 | 24.48         | 97.2  | 8.4      | 5.5            | 3.6      |
| HKLR    | HY/2011/03 | 2016-02-01        | Mid-Ebb | Rainy             | IS5     | 17:56:27 | 7.5      | Bottom  | 3          | 2         | 15.59           | 7.99 | 24.7          | 97.3  | 8.43     | 5.7            | 3.9      |
| HKLR    | HY/2011/03 | 2016-02-01        | Mid-Ebb | Rainy             | IS(Mf)6 | 18:04:21 | 1.0      | Surface | 1          | 1         | 15.23           | 8.11 | 20.98         | 99.8  | 8.81     | 4.8            | 5.2      |
| HKLR    | HY/2011/03 | 2016-02-01        | Mid-Ebb | Rainy             | IS(Mf)6 | 18:04:43 | 1.0      | Surface | 1          | 2         | 15.23           | 8.12 | 21.04         | 98.8  | 8.72     | 4.7            | 6.1      |
| HKLR    | HY/2011/03 | 2016-02-01        | Mid-Ebb | Rainy             | IS(Mf)6 | 18:04:12 | 2.1      | Bottom  | 3          | 1         | 15.29           | 8.09 | 22.17         | 100.8 | 8.82     | 4.6            | 5.3      |
| HKLR    | HY/2011/03 | 2016-02-01        | Mid-Ebb | Rainy             | IS(Mf)6 | 18:04:35 | 2.1      | Bottom  | 3          | 2         | 15.35           | 8.1  | 22.02         | 99.4  | 8.69     | 4.7            | 5.1      |
| HKLR    | HY/2011/03 | 2016-02-01        | Mid-Ebb | Rainy             | IS7     | 18:13:41 | 1.0      | Surface | 1          | 1         | 15.22           | 8.13 | 20.92         | 97.9  | 8.64     | 4.7            | 5.2      |
| HKLR    | HY/2011/03 | 2016-02-01        | Mid-Ebb | Rainy             | IS7     | 18:13:54 | 1.0      | Surface | 1          | 2         | 15.21           | 8.14 | 21.03         | 97.8  | 8.63     | 4.6            | 5        |
| HKLR    | HY/2011/03 | 2016-02-01        | Mid-Ebb | Rainy             | IS7     | 18:13:47 | 2.3      | Bottom  | 3          | 1         | 15.23           | 8.13 | 21.97         | 98    | 8.59     | 4.7            | 5.2      |
| HKLR    | HY/2011/03 | 2016-02-01        | Mid-Ebb | Rainy             | IS7     | 18:13:35 | 2.3      | Bottom  | 3          | 2         | 15.25           | 8.12 | 22.14         | 98.2  | 8.6      | 4.8            | 4.5      |
| HKLR    | HY/2011/03 | 2016-02-01        | Mid-Ebb | Rainy             | IS8     | 18:34:07 | 1.0      | Surface | 1          | 1         | 15.26           | 8.18 | 21.82         | 96.4  | 8.46     | 8.7            | 6.5      |
| HKLR    | HY/2011/03 | 2016-02-01        | Mid-Ebb | Rainy             | IS8     | 18:34:22 | 1.0      | Surface | 1          | 2         | 15.26           | 8.18 | 21.82         | 96.5  | 8.47     | 8.5            | 7.8      |
| HKLR    | HY/2011/03 | 2016-02-01        | Mid-Ebb | Rainy             | IS8     | 18:34:11 | 3.2      | Bottom  | 3          | 1         | 15.26           | 8.17 | 23.39         | 96.7  | 8.4      | 8.5            | 7.2      |
| HKLR    | HY/2011/03 | 2016-02-01        | Mid-Ebb | Rainy             | IS8     | 18:33:55 | 3.2      | Bottom  | 3          | 2         | 15.29           | 8.16 | 23.55         | 96.6  | 8.38     | 8.6            | 6.1      |
| HKLR    | HY/2011/03 | 2016-02-01        | Mid-Ebb | Rainy             | IS(Mf)9 | 18:19:20 | 1.0      | Surface | 1          | 1         | 15.3            | 8.15 | 21.69         | 98.5  | 8.65     | 5.6            | 5.4      |
| HKLR    | HY/2011/03 | 2016-02-01        | Mid-Ebb | Rainy             | IS(Mf)9 | 18:19:06 | 1.0      | Surface | 1          | 2         | 15.31           | 8.15 | 21.74         | 99.3  | 8.71     | 5.5            | 5.3      |
| HKLR    | HY/2011/03 | 2016-02-01        | Mid-Ebb | Rainy             | IS(Mf)9 | 18:19:12 | 2.6      | Bottom  | 3          | 1         | 15.32           | 8.14 | 21.85         | 99.1  | 8.68     | 5.6            | 4.9      |
| HKLR    | HY/2011/03 | 2016-02-01        | Mid-Ebb | Rainy             | IS(Mf)9 | 18:18:57 | 2.6      | Bottom  | 3          | 2         | 15.37           | 8.14 | 22.05         | 100.2 | 8.76     | 5.5            | 5.3      |
| HKLR    | HY/2011/03 | 2016-02-01        | Mid-Ebb | Rainy             | IS10    | 18:52:45 | 1.0      | Surface | 1          | 1         | 11.66           | 8.31 | 17.79         | 91.1  | 8.85     | 2.5            | 2.3      |
| HKLR    | HY/2011/03 | 2016-02-01        | Mid-Ebb | Rainy             | IS10    | 18:53:17 | 1.0      | Surface | 1          | 2         | 11.97           | 8.33 | 20.53         | 90.9  | 8.62     | 2.6            | 2.3      |
| HKLR    | HY/2011/03 | 2016-02-01        | Mid-Ebb | Rainy             | IS10    | 18:52:30 | 5.4      | Middle  | 2          | 1         | 12.52           | 8.24 | 26.42         | 91.8  | 8.29     | 2.9            | 2.9      |
| HKLR    | HY/2011/03 | 2016-02-01        | Mid-Ebb | Rainy             | IS10    | 18:53:04 | 5.4      | Middle  | 2          | 2         | 12.48           | 8.28 | 26.37         | 91.8  | 8.29     | 2.8            | 3.7      |
| HKLR    | HY/2011/03 | 2016-02-01        | Mid-Ebb | Rainy             | IS10    | 18:52:22 | 9.7      | Bottom  | 3          | 1         | 12.56           | 8.21 | 26.62         | 92.9  | 8.37     | 2.6            | 2.3      |
| HKLR    | HY/2011/03 | 2016-02-01        | Mid-Ebb | Rainy             | IS10    | 18:52:56 | 9.7      | Bottom  | 3          | 2         | 12.42           | 8.27 | 26.91         | 93.5  | 8.43     | 2.7            | 3.1      |
| HKLR    | HY/2011/03 | 2016-02-01        | Mid-Ebb | Rainy             | SR3     | 17:46:15 | 0.7      | Middle  | 2          | 1         | 15.3            | 7.82 | 21.68         | 103.4 | 9.08     | 3.4            | 3.8      |
| HKLR    | HY/2011/03 | 2016-02-01        | Mid-Ebb | Rainy             | SR3     | 17:46:10 | 0.7      | Middle  | 2          | 2         | 15.28           | 7.8  | 21.65         | 104.1 | 9.14     | 3.5            | 4.6      |
| HKLR    | HY/2011/03 | 2016-02-01        | Mid-Ebb | Rainy             | SR4     | 18:28:52 | 1.0      | Surface | 1          | 1         | 15.29           | 8.17 | 21.88         | 97.6  | 8.56     | 8.7            | 6.2      |
| HKLR    | HY/2011/03 | 2016-02-01        | Mid-Ebb | Rainy             | SR4     | 18:28:36 | 1.0      | Surface | 1          | 2         | 15.31           | 8.16 | 21.84         | 98.2  | 8.6      | 8.8            | 6.1      |
| HKLR    | HY/2011/03 | 2016-02-01        | Mid-Ebb | Rainy             | SR4     | 18:28:42 | 2.8      | Bottom  | 3          | 1         | 15.3            | 8.15 | 22.99         | 98.1  | 8.54     | 8.6            | 7        |
| HKLR    | HY/2011/03 | 2016-02-01        | Mid-Ebb | Rainy             | SR4     | 18:28:29 | 2.8      | Bottom  | 3          | 2         | 15.29           | 8.15 | 22.93         | 98.6  | 8.59     | 8.8            | 7.1      |
| HKLR    | HY/2011/03 | 2016-02-01        | Mid-Ebb | Rainy             | SR5     | 18:46:49 | 1.0      | Surface | 1          | 1         | 11.54           | 8.33 | 17.94         | 94.2  | 9.16     | 2.5            | 2.4      |
| HKLR    | HY/2011/03 | 2016-02-01        | Mid-Ebb | Rainy             | SR5     | 18:46:21 | 1.0      | Surface | 1          | 2         | 11.65           | 8.33 | 18.41         | 93.6  | 9.06     | 2.6            | 2        |
| HKLR    | HY/2011/03 | 2016-02-01        | Mid-Ebb | Rainy             | SR5     | 18:46:04 | 4.5      | Bottom  | 3          | 1         | 12.34           | 8.27 | 26.22         | 94.7  | 8.59     | 3              | 4        |
| HKLR    | HY/2011/03 | 2016-02-01        | Mid-Ebb | Rainy             | SR5     | 18:46:34 | 4.5      | Bottom  | 3          | 2         | 12.28           | 8.27 | 25.8          | 94.7  | 8.63     | 2.8            | 2.1      |
| HKLR    | HY/2011/03 | 2016-02-01        | Mid-Ebb | Rainy             | SR10A   | 19:50:01 | 1.0      | Surface | 1          | 1         | 16.03           | 8.23 | 27.8          | 94.1  | 7.81     | 1.3            | 1.5      |
| HKLR    | HY/2011/03 | 2016-02-01        | Mid-Ebb | Rainy             | SR10A   | 19:50:24 | 1.0      | Surface | 1          | 2         | 15.98           | 8.24 | 26.67         | 93.9  | 7.85     | 1.3            | 1.5      |
| HKLR    | HY/2011/03 | 2016-02-01        | Mid-Ebb | Rainy             | SR10A   | 19:49:53 | 3.3      | Middle  | 2          | 1         | 16.28           | 8.21 | 28.51         | 93.8  | 7.76     | 1.4            | 1.6      |
| HKLR    | HY/2011/03 | 2016-02-01        | Mid-Ebb | Rainy             | SR10A   | 19:50:14 | 3.3      | Middle  | 2          | 2         | 16.29           | 8.21 | 28.64         | 93.7  | 7.74     | 1.3            | 1.8      |
| HKLR    | HY/2011/03 | 2016-02-01        | Mid-Ebb | Rainy             | SR10A   | 19:49:43 | 5.5      | Bottom  | 3          | 1         | 16.21           | 8.21 | 28.81         | 93.7  | 7.74     | 1.4            | 1.6      |
| HKLR    | HY/2011/03 | 2016-02-01        | Mid-Ebb | Rainy             | SR10A   | 19:50:08 | 5.5      | Bottom  | 3          | 2         | 16.19           | 8.21 | 29.01         | 93.5  | 7.73     | 1.4            | 1.9      |
| HKLR    | HY/2011/03 | 2016-02-01        | Mid-Ebb | Rainy             | SR10B   | 19:59:41 | 1.0      | Surface | 1          | 1         | 16.07           | 8.24 | 27.1          | 93.9  | 7.83     | 1.4            | 2.2      |
| HKLR    | HY/2011/03 | 2016-02-01        | Mid-Ebb | Rainy             | SR10B   | 20:00:01 | 1.0      | Surface | 1          | 2         | 16.09           | 8.23 | 26.65         | 93.9  | 7.84     | 1.4            | 2.2      |
| HKLR    | HY/2011/03 | 2016-02-01        | Mid-Ebb | Rainy             | SR10B   | 19:59:45 | 4.0      | Bottom  | 3          | 1         | 16.1            | 8.23 | 28.56         | 93.6  | 7.78     | 1.4            | 2        |
| HKLR    | HY/2011/03 | 2016-02-01        | Mid-Ebb | Rainy             | SR10B   | 19:59:29 | 4.0      | Bottom  | 3          | 2         | 16.14           | 8.22 | 28.53         | 93.7  | 7.77     | 1.3            | 2.5      |
| HKLR    | HY/2011/03 | 2016-02-01        | Mid-Ebb | Rainy             | CS2     | 17:30:31 | 1.0      | Surface | 1          | 1         | 12.01           | 8.19 | 27.13         | 93.4  | 8.49     | 2.6            | 2.5      |
| HKLR    | HY/2011/03 | 2016-02-01        | Mid-Ebb | Rainy             | CS2     | 17:31:05 | 1.0      | Surface | 1          | 2         | 12              | 8.21 | 27.08         | 93.9  | 8.53     | 2.4            | 2.4      |
| HKLR    | HY/2011/03 | 2016-02-01        | Mid-Ebb | Rainy             | CS2     | 17:30:58 | 3.7      | Middle  | 2          | 1         | 12.26           | 8.2  | 30.67         | 94.2  | 8.33     | 3.1            | 2.3      |
| HKLR    | HY/2011/03 | 2016-02-01        | Mid-Ebb | Rainy             | CS2     | 17:30:23 | 3.7      | Middle  | 2          | 2         | 12.35           | 8.22 | 31.23         | 93.7  | 8.23     | 2.9            | 2.4      |

## Water Quality Monitoring Data

| Project | Works      | Date (yyyy-mm-dd) | Tide      | Weather Condition | Station | Time     | Depth, m | Level   | Level_Code | Replicate | Temperature, °C | pH   | Salinity, ppt | DO, % | DO, mg/L | Turbidity, NTU | SS, mg/L |
|---------|------------|-------------------|-----------|-------------------|---------|----------|----------|---------|------------|-----------|-----------------|------|---------------|-------|----------|----------------|----------|
| HKLR    | HY/2011/03 | 2016-02-01        | Mid-Ebb   | Rainy             | CS2     | 17:30:41 | 6.4      | Bottom  | 3          | 1         | 12.23           | 8.23 | 31.31         | 94.2  | 8.3      | 3              | 2.1      |
| HKLR    | HY/2011/03 | 2016-02-01        | Mid-Ebb   | Rainy             | CS2     | 17:30:10 | 6.4      | Bottom  | 3          | 2         | 12.37           | 8.23 | 31.43         | 93.1  | 8.17     | 2.9            | 2.4      |
| HKLR    | HY/2011/03 | 2016-02-01        | Mid-Ebb   | Rainy             | CS(Mf)5 | 19:12:52 | 1.0      | Surface | 1          | 1         | 16.3            | 8.2  | 27.51         | 94.6  | 7.79     | 1.4            | 1.8      |
| HKLR    | HY/2011/03 | 2016-02-01        | Mid-Ebb   | Rainy             | CS(Mf)5 | 19:13:30 | 1.0      | Surface | 1          | 2         | 16.17           | 8.24 | 24.78         | 93.1  | 7.81     | 1.3            | 1.9      |
| HKLR    | HY/2011/03 | 2016-02-01        | Mid-Ebb   | Rainy             | CS(Mf)5 | 19:13:22 | 5.8      | Middle  | 2          | 1         | 16.39           | 8.2  | 28.93         | 93    | 7.65     | 1.4            | 2.7      |
| HKLR    | HY/2011/03 | 2016-02-01        | Mid-Ebb   | Rainy             | CS(Mf)5 | 19:12:45 | 5.8      | Middle  | 2          | 2         | 16.37           | 8.19 | 28.95         | 94.2  | 7.79     | 1.4            | 2.3      |
| HKLR    | HY/2011/03 | 2016-02-01        | Mid-Ebb   | Rainy             | CS(Mf)5 | 19:13:11 | 10.5     | Bottom  | 3          | 1         | 16.39           | 8.2  | 28.98         | 92.3  | 7.64     | 1.4            | 2.3      |
| HKLR    | HY/2011/03 | 2016-02-01        | Mid-Ebb   | Rainy             | CS(Mf)5 | 19:12:38 | 10.5     | Bottom  | 3          | 2         | 16.25           | 8.18 | 29.05         | 93.8  | 7.74     | 1.3            | 2        |
| HKLR    | HY/2011/03 | 2016-02-01        | Mid-Flood | Rainy             | IS5     | 13:08:22 | 1.0      | Surface | 1          | 1         | 15.4            | 8.2  | 22.9          | 97.2  | 8.4      | 3.5            | 2.7      |
| HKLR    | HY/2011/03 | 2016-02-01        | Mid-Flood | Rainy             | IS5     | 13:07:47 | 1.0      | Surface | 1          | 2         | 15.41           | 8.2  | 22.9          | 97.6  | 8.41     | 3.3            | 3.3      |
| HKLR    | HY/2011/03 | 2016-02-01        | Mid-Flood | Rainy             | IS5     | 13:07:38 | 4.3      | Middle  | 2          | 1         | 15.56           | 8.19 | 23.19         | 96.8  | 8.35     | 4              | 2.9      |
| HKLR    | HY/2011/03 | 2016-02-01        | Mid-Flood | Rainy             | IS5     | 13:08:10 | 4.3      | Middle  | 2          | 2         | 15.57           | 8.2  | 23.23         | 96.6  | 8.33     | 4.3            | 2.7      |
| HKLR    | HY/2011/03 | 2016-02-01        | Mid-Flood | Rainy             | IS5     | 13:07:27 | 7.5      | Bottom  | 3          | 1         | 15.72           | 8.16 | 25.56         | 96.6  | 8.3      | 4              | 3.7      |
| HKLR    | HY/2011/03 | 2016-02-01        | Mid-Flood | Rainy             | IS5     | 13:08:00 | 7.5      | Bottom  | 3          | 2         | 15.74           | 8.16 | 25.63         | 96.3  | 8.25     | 4.3            | 3.4      |
| HKLR    | HY/2011/03 | 2016-02-01        | Mid-Flood | Rainy             | IS(Mf)6 | 12:58:50 | 1.0      | Surface | 1          | 1         | 15.34           | 8.16 | 22.28         | 99.7  | 8.71     | 3.6            | 4        |
| HKLR    | HY/2011/03 | 2016-02-01        | Mid-Flood | Rainy             | IS(Mf)6 | 12:59:07 | 1.0      | Surface | 1          | 2         | 15.35           | 8.16 | 22.36         | 99    | 8.64     | 3.5            | 5.2      |
| HKLR    | HY/2011/03 | 2016-02-01        | Mid-Flood | Rainy             | IS(Mf)6 | 12:58:55 | 2.2      | Bottom  | 3          | 1         | 15.35           | 8.16 | 22.49         | 99.5  | 8.68     | 3.6            | 5.6      |
| HKLR    | HY/2011/03 | 2016-02-01        | Mid-Flood | Rainy             | IS(Mf)6 | 12:58:41 | 2.2      | Bottom  | 3          | 2         | 15.34           | 8.15 | 22.42         | 100.2 | 8.75     | 3.7            | 5.8      |
| HKLR    | HY/2011/03 | 2016-02-01        | Mid-Flood | Rainy             | IS7     | 12:50:10 | 1.0      | Surface | 1          | 1         | 15.31           | 8.17 | 21.2          | 96.4  | 8.48     | 7.7            | 3        |
| HKLR    | HY/2011/03 | 2016-02-01        | Mid-Flood | Rainy             | IS7     | 12:50:22 | 1.0      | Surface | 1          | 2         | 15.36           | 8.17 | 21.41         | 96.4  | 8.46     | 7.8            | 4.3      |
| HKLR    | HY/2011/03 | 2016-02-01        | Mid-Flood | Rainy             | IS7     | 12:50:16 | 2.3      | Bottom  | 3          | 1         | 15.35           | 8.15 | 22.84         | 96.5  | 8.4      | 7.7            | 3.2      |
| HKLR    | HY/2011/03 | 2016-02-01        | Mid-Flood | Rainy             | IS7     | 12:50:02 | 2.3      | Bottom  | 3          | 2         | 15.4            | 8.15 | 22.72         | 96.5  | 8.4      | 7.7            | 2.1      |
| HKLR    | HY/2011/03 | 2016-02-01        | Mid-Flood | Rainy             | IS8     | 12:26:31 | 1.0      | Surface | 1          | 1         | 15.35           | 8.17 | 21.03         | 97.2  | 8.56     | 7.7            | 1.6      |
| HKLR    | HY/2011/03 | 2016-02-01        | Mid-Flood | Rainy             | IS8     | 12:26:46 | 1.0      | Surface | 1          | 2         | 15.4            | 8.16 | 21.1          | 96.5  | 8.48     | 7.8            | 1.8      |
| HKLR    | HY/2011/03 | 2016-02-01        | Mid-Flood | Rainy             | IS8     | 12:26:39 | 3.1      | Bottom  | 3          | 1         | 15.42           | 8.14 | 22.82         | 97    | 8.43     | 7.8            | 2.1      |
| HKLR    | HY/2011/03 | 2016-02-01        | Mid-Flood | Rainy             | IS8     | 12:26:23 | 3.1      | Bottom  | 3          | 2         | 15.39           | 8.15 | 22.86         | 98    | 8.52     | 7.8            | 2.7      |
| HKLR    | HY/2011/03 | 2016-02-01        | Mid-Flood | Rainy             | IS(Mf)9 | 12:43:56 | 1.0      | Surface | 1          | 1         | 15.34           | 8.16 | 21.18         | 97.5  | 8.58     | 8.7            | 3.6      |
| HKLR    | HY/2011/03 | 2016-02-01        | Mid-Flood | Rainy             | IS(Mf)9 | 12:44:10 | 1.0      | Surface | 1          | 2         | 15.32           | 8.16 | 21.22         | 97.1  | 8.54     | 8.8            | 3.2      |
| HKLR    | HY/2011/03 | 2016-02-01        | Mid-Flood | Rainy             | IS(Mf)9 | 12:43:50 | 2.7      | Bottom  | 3          | 1         | 15.42           | 8.14 | 22.8          | 98    | 8.52     | 8.7            | 4.3      |
| HKLR    | HY/2011/03 | 2016-02-01        | Mid-Flood | Rainy             | IS(Mf)9 | 12:44:03 | 2.7      | Bottom  | 3          | 2         | 15.35           | 8.15 | 22.88         | 97.5  | 8.48     | 8.6            | 4.4      |
| HKLR    | HY/2011/03 | 2016-02-01        | Mid-Flood | Rainy             | IS10    | 12:14:28 | 1.0      | Surface | 1          | 1         | 11.91           | 8.29 | 24.16         | 92.4  | 8.57     | 3.4            | 2.4      |
| HKLR    | HY/2011/03 | 2016-02-01        | Mid-Flood | Rainy             | IS10    | 12:15:02 | 1.0      | Surface | 1          | 2         | 11.99           | 8.31 | 25.7          | 91.8  | 8.42     | 3.3            | 2.1      |
| HKLR    | HY/2011/03 | 2016-02-01        | Mid-Flood | Rainy             | IS10    | 12:14:16 | 5.3      | Middle  | 2          | 1         | 12.33           | 8.24 | 31.17         | 95.3  | 8.38     | 3.8            | 2        |
| HKLR    | HY/2011/03 | 2016-02-01        | Mid-Flood | Rainy             | IS10    | 12:14:49 | 5.3      | Middle  | 2          | 2         | 12.34           | 8.27 | 31.15         | 94.6  | 8.32     | 3.6            | 2.1      |
| HKLR    | HY/2011/03 | 2016-02-01        | Mid-Flood | Rainy             | IS10    | 12:14:08 | 9.5      | Bottom  | 3          | 1         | 12.31           | 8.23 | 31.25         | 95.7  | 8.42     | 3.7            | 2.1      |
| HKLR    | HY/2011/03 | 2016-02-01        | Mid-Flood | Rainy             | IS10    | 12:14:40 | 9.5      | Bottom  | 3          | 2         | 12.3            | 8.26 | 31.26         | 94.7  | 8.34     | 3.6            | 2.9      |
| HKLR    | HY/2011/03 | 2016-02-01        | Mid-Flood | Rainy             | SR3     | 13:16:07 | 0.7      | Middle  | 2          | 1         | 15.34           | 8.2  | 22.75         | 98.4  | 8.57     | 2.6            | 2.2      |
| HKLR    | HY/2011/03 | 2016-02-01        | Mid-Flood | Rainy             | SR3     | 13:16:13 | 0.7      | Middle  | 2          | 2         | 15.34           | 8.2  | 22.75         | 98.5  | 8.58     | 2.6            | 2.5      |
| HKLR    | HY/2011/03 | 2016-02-01        | Mid-Flood | Rainy             | SR4     | 12:33:55 | 1.0      | Surface | 1          | 1         | 15.38           | 8.17 | 20.89         | 95.6  | 8.42     | 8.5            | 2.1      |
| HKLR    | HY/2011/03 | 2016-02-01        | Mid-Flood | Rainy             | SR4     | 12:34:05 | 1.0      | Surface | 1          | 2         | 15.41           | 8.16 | 21.03         | 95.7  | 8.41     | 8.4            | 2.5      |
| HKLR    | HY/2011/03 | 2016-02-01        | Mid-Flood | Rainy             | SR4     | 12:33:49 | 2.9      | Bottom  | 3          | 1         | 15.36           | 8.15 | 22.87         | 95.8  | 8.34     | 8.6            | 2.2      |
| HKLR    | HY/2011/03 | 2016-02-01        | Mid-Flood | Rainy             | SR4     | 12:34:00 | 2.9      | Bottom  | 3          | 2         | 15.36           | 8.15 | 22.83         | 95.8  | 8.34     | 8.6            | 2.3      |
| HKLR    | HY/2011/03 | 2016-02-01        | Mid-Flood | Rainy             | SR5     | 12:24:44 | 1.0      | Surface | 1          | 1         | 12.14           | 8.25 | 25.54         | 92.6  | 8.47     | 3.3            | 2        |
| HKLR    | HY/2011/03 | 2016-02-01        | Mid-Flood | Rainy             | SR5     | 12:25:05 | 1.0      | Surface | 1          | 2         | 12.06           | 8.3  | 23.97         | 91.4  | 8.47     | 3.2            | 1.9      |
| HKLR    | HY/2011/03 | 2016-02-01        | Mid-Flood | Rainy             | SR5     | 12:24:57 | 4.1      | Bottom  | 3          | 1         | 12.28           | 8.25 | 30.61         | 92.1  | 8.14     | 3.5            | 2.3      |
| HKLR    | HY/2011/03 | 2016-02-01        | Mid-Flood | Rainy             | SR5     | 12:24:36 | 4.1      | Bottom  | 3          | 2         | 12.31           | 8.2  | 30.64         | 94.2  | 8.32     | 3.6            | 2.1      |
| HKLR    | HY/2011/03 | 2016-02-01        | Mid-Flood | Rainy             | SR10A   | 11:12:21 | 1.0      | Surface | 1          | 1         | 15.79           | 8.19 | 23.27         | 91.1  | 7.63     | 1.3            | 1.2      |
| HKLR    | HY/2011/03 | 2016-02-01        | Mid-Flood | Rainy             | SR10A   | 11:11:58 | 1.0      | Surface | 1          | 2         | 15.63           | 8.19 | 23.63         | 93.3  | 8.03     | 1.3            | 1.1      |
| HKLR    | HY/2011/03 | 2016-02-01        | Mid-Flood | Rainy             | SR10A   | 11:12:15 | 3.2      | Middle  | 2          | 1         | 16.02           | 8.16 | 26.67         | 88.4  | 7.61     | 1.3            | 1.1      |
| HKLR    | HY/2011/03 | 2016-02-01        | Mid-Flood | Rainy             | SR10A   | 11:11:49 | 3.2      | Middle  | 2          | 2         | 16.03           | 8.15 | 26.3          | 90.6  | 7.77     | 1.3            | 1.4      |
| HKLR    | HY/2011/03 | 2016-02-01        | Mid-Flood | Rainy             | SR10A   | 11:12:06 | 5.4      | Bottom  | 3          | 1         | 15.82           | 8.15 | 27.46         | 89    | 7.46     | 1.3            | 1.4      |
| HKLR    | HY/2011/03 | 2016-02-01        | Mid-Flood | Rainy             | SR10A   | 11:11:40 | 5.4      | Bottom  | 3          | 2         | 15.79           | 8.15 | 27.51         | 88.8  | 7.66     | 1.3            | 1.5      |

## Water Quality Monitoring Data

| Project | Works      | Date (yyyy-mm-dd) | Tide      | Weather Condition | Station | Time     | Depth, m | Level   | Level_Code | Replicate | Temperature, °C | pH   | Salinity, ppt | DO, % | DO, mg/L | Turbidity, NTU | SS, mg/L |
|---------|------------|-------------------|-----------|-------------------|---------|----------|----------|---------|------------|-----------|-----------------|------|---------------|-------|----------|----------------|----------|
| HKLR    | HY/2011/03 | 2016-02-01        | Mid-Flood | Rainy             | SR10B   | 11:03:14 | 1.0      | Surface | 1          | 1         | 15.7            | 8.17 | 23.68         | 88.3  | 7.59     | 1.5            | 1.3      |
| HKLR    | HY/2011/03 | 2016-02-01        | Mid-Flood | Rainy             | SR10B   | 11:03:00 | 1.0      | Surface | 1          | 2         | 15.81           | 8.17 | 23.27         | 88.4  | 7.6      | 1.4            | 1.1      |
| HKLR    | HY/2011/03 | 2016-02-01        | Mid-Flood | Rainy             | SR10B   | 11:02:53 | 4.1      | Bottom  | 3          | 1         | 15.81           | 8.15 | 26.49         | 89.2  | 7.52     | 1.4            | 1.1      |
| HKLR    | HY/2011/03 | 2016-02-01        | Mid-Flood | Rainy             | SR10B   | 11:03:05 | 4.1      | Bottom  | 3          | 2         | 15.77           | 8.15 | 26.61         | 88.8  | 7.49     | 1.4            | 1.1      |
| HKLR    | HY/2011/03 | 2016-02-01        | Mid-Flood | Rainy             | CS2     | 13:44:59 | 1.0      | Surface | 1          | 1         | 12              | 8.33 | 23.98         | 92.9  | 8.61     | 2.8            | 1.7      |
| HKLR    | HY/2011/03 | 2016-02-01        | Mid-Flood | Rainy             | CS2     | 13:44:21 | 1.0      | Surface | 1          | 2         | 12              | 8.3  | 24.23         | 92.8  | 8.59     | 2.7            | 1.8      |
| HKLR    | HY/2011/03 | 2016-02-01        | Mid-Flood | Rainy             | CS2     | 13:44:08 | 3.8      | Middle  | 2          | 1         | 12.21           | 8.28 | 25.65         | 92.7  | 8.46     | 3.4            | 2.1      |
| HKLR    | HY/2011/03 | 2016-02-01        | Mid-Flood | Rainy             | CS2     | 13:44:48 | 3.8      | Middle  | 2          | 2         | 12.26           | 8.32 | 25.9          | 92.9  | 8.47     | 3.4            | 2.4      |
| HKLR    | HY/2011/03 | 2016-02-01        | Mid-Flood | Rainy             | CS2     | 13:43:56 | 6.6      | Bottom  | 3          | 1         | 12.42           | 8.24 | 27.38         | 95.3  | 8.57     | 4.2            | 2.8      |
| HKLR    | HY/2011/03 | 2016-02-01        | Mid-Flood | Rainy             | CS2     | 13:44:39 | 6.6      | Bottom  | 3          | 2         | 12.38           | 8.29 | 27.67         | 95.2  | 8.55     | 3.9            | 2.6      |
| HKLR    | HY/2011/03 | 2016-02-01        | Mid-Flood | Rainy             | CS(Mf)5 | 11:50:23 | 1.0      | Surface | 1          | 1         | 15.71           | 8.21 | 24.95         | 87    | 7.35     | 2.4            | 1.4      |
| HKLR    | HY/2011/03 | 2016-02-01        | Mid-Flood | Rainy             | CS(Mf)5 | 11:52:56 | 1.0      | Surface | 1          | 2         | 15.49           | 8.21 | 24.24         | 88.2  | 7.37     | 2.4            | 1.3      |
| HKLR    | HY/2011/03 | 2016-02-01        | Mid-Flood | Rainy             | CS(Mf)5 | 11:50:12 | 6.2      | Middle  | 2          | 1         | 16.31           | 8.16 | 27.91         | 86.2  | 7.2      | 2.5            | 1.8      |
| HKLR    | HY/2011/03 | 2016-02-01        | Mid-Flood | Rainy             | CS(Mf)5 | 11:51:40 | 6.2      | Middle  | 2          | 2         | 16.3            | 8.19 | 28.1          | 86.7  | 7.22     | 2.5            | 1.6      |
| HKLR    | HY/2011/03 | 2016-02-01        | Mid-Flood | Rainy             | CS(Mf)5 | 11:51:18 | 11.4     | Bottom  | 3          | 1         | 16.36           | 8.18 | 28.28         | 86.3  | 7.14     | 2.6            | 1.8      |
| HKLR    | HY/2011/03 | 2016-02-01        | Mid-Flood | Rainy             | CS(Mf)5 | 11:50:03 | 11.4     | Bottom  | 3          | 2         | 16.25           | 8.16 | 28.09         | 85.9  | 7.11     | 2.5            | 1.6      |
| HKLR    | HY/2011/03 | 2016-02-03        | Mid-Ebb   | Cloudy            | IS5     | 09:51:25 | 1.0      | Surface | 1          | 1         | 15.41           | 8.23 | 25.08         | 87.4  | 7.5      | 3.7            | 4.6      |
| HKLR    | HY/2011/03 | 2016-02-03        | Mid-Ebb   | Cloudy            | IS5     | 09:50:55 | 1.0      | Surface | 1          | 2         | 15.48           | 8.23 | 25.26         | 87.9  | 7.52     | 3.9            | 3.4      |
| HKLR    | HY/2011/03 | 2016-02-03        | Mid-Ebb   | Cloudy            | IS5     | 09:51:16 | 4.1      | Middle  | 2          | 1         | 16.17           | 8.19 | 28.38         | 88.7  | 7.34     | 3.9            | 4.7      |
| HKLR    | HY/2011/03 | 2016-02-03        | Mid-Ebb   | Cloudy            | IS5     | 09:50:46 | 4.1      | Middle  | 2          | 2         | 16.18           | 8.18 | 28.59         | 89.3  | 7.38     | 3.8            | 3.7      |
| HKLR    | HY/2011/03 | 2016-02-03        | Mid-Ebb   | Cloudy            | IS5     | 09:51:08 | 7.1      | Bottom  | 3          | 1         | 16.11           | 8.18 | 28.9          | 89.3  | 7.38     | 3.9            | 4.7      |
| HKLR    | HY/2011/03 | 2016-02-03        | Mid-Ebb   | Cloudy            | IS5     | 09:50:39 | 7.1      | Bottom  | 3          | 2         | 16.01           | 8.18 | 28.9          | 89.7  | 7.42     | 3.9            | 3        |
| HKLR    | HY/2011/03 | 2016-02-03        | Mid-Ebb   | Cloudy            | IS(Mf)6 | 09:39:07 | 1.0      | Surface | 1          | 1         | 15.03           | 8.19 | 25.29         | 91    | 7.86     | 3.4            | 3.6      |
| HKLR    | HY/2011/03 | 2016-02-03        | Mid-Ebb   | Cloudy            | IS(Mf)6 | 09:38:51 | 1.0      | Surface | 1          | 2         | 15.19           | 8.19 | 25.11         | 91.6  | 7.89     | 3.5            | 3.5      |
| HKLR    | HY/2011/03 | 2016-02-03        | Mid-Ebb   | Cloudy            | IS(Mf)6 | 09:38:57 | 2.2      | Bottom  | 3          | 1         | 15.27           | 8.17 | 27.23         | 92.1  | 7.82     | 3.5            | 3.9      |
| HKLR    | HY/2011/03 | 2016-02-03        | Mid-Ebb   | Cloudy            | IS(Mf)6 | 09:38:43 | 2.2      | Bottom  | 3          | 2         | 15.38           | 8.16 | 27.76         | 93.3  | 7.88     | 3.5            | 3        |
| HKLR    | HY/2011/03 | 2016-02-03        | Mid-Ebb   | Cloudy            | IS7     | 09:30:42 | 1.0      | Surface | 1          | 1         | 14.45           | 8.19 | 25.23         | 89.3  | 7.8      | 2.8            | 2.7      |
| HKLR    | HY/2011/03 | 2016-02-03        | Mid-Ebb   | Cloudy            | IS7     | 09:30:21 | 1.0      | Surface | 1          | 2         | 14.57           | 8.18 | 26.72         | 91.3  | 7.88     | 2.9            | 2.5      |
| HKLR    | HY/2011/03 | 2016-02-03        | Mid-Ebb   | Cloudy            | IS7     | 09:30:10 | 2.2      | Bottom  | 3          | 1         | 15.81           | 8.16 | 27.08         | 91.5  | 7.69     | 3              | 2.4      |
| HKLR    | HY/2011/03 | 2016-02-03        | Mid-Ebb   | Cloudy            | IS7     | 09:30:30 | 2.2      | Bottom  | 3          | 2         | 15.75           | 8.15 | 27.43         | 91.1  | 7.65     | 3.2            | 3.3      |
| HKLR    | HY/2011/03 | 2016-02-03        | Mid-Ebb   | Cloudy            | IS8     | 09:10:12 | 1.0      | Surface | 1          | 1         | 14.94           | 8.2  | 25.98         | 92.7  | 7.98     | 6.5            | 3.3      |
| HKLR    | HY/2011/03 | 2016-02-03        | Mid-Ebb   | Cloudy            | IS8     | 09:09:54 | 1.0      | Surface | 1          | 2         | 15.04           | 8.2  | 25.67         | 93.5  | 8.05     | 6.4            | 4.2      |
| HKLR    | HY/2011/03 | 2016-02-03        | Mid-Ebb   | Cloudy            | IS8     | 09:10:02 | 3.0      | Bottom  | 3          | 1         | 15              | 8.19 | 26.3          | 93.4  | 8.02     | 6.4            | 3.8      |
| HKLR    | HY/2011/03 | 2016-02-03        | Mid-Ebb   | Cloudy            | IS8     | 09:09:47 | 3.0      | Bottom  | 3          | 2         | 15.12           | 8.18 | 27.12         | 94.5  | 8.05     | 6.4            | 4        |
| HKLR    | HY/2011/03 | 2016-02-03        | Mid-Ebb   | Cloudy            | IS(Mf)9 | 09:24:31 | 1.0      | Surface | 1          | 1         | 14.74           | 8.19 | 25.67         | 90.2  | 7.81     | 3.3            | 3.1      |
| HKLR    | HY/2011/03 | 2016-02-03        | Mid-Ebb   | Cloudy            | IS(Mf)9 | 09:24:15 | 1.0      | Surface | 1          | 2         | 14.9            | 8.19 | 24.95         | 90.7  | 7.87     | 3.2            | 4.4      |
| HKLR    | HY/2011/03 | 2016-02-03        | Mid-Ebb   | Cloudy            | IS(Mf)9 | 09:24:00 | 2.8      | Bottom  | 3          | 1         | 15.39           | 8.16 | 27.97         | 92.3  | 7.78     | 3.2            | 3.9      |
| HKLR    | HY/2011/03 | 2016-02-03        | Mid-Ebb   | Cloudy            | IS(Mf)9 | 09:24:20 | 2.8      | Bottom  | 3          | 2         | 15.21           | 8.17 | 28.02         | 91.5  | 7.73     | 3.3            | 3.2      |
| HKLR    | HY/2011/03 | 2016-02-03        | Mid-Ebb   | Cloudy            | IS10    | 09:19:10 | 1.0      | Surface | 1          | 1         | 11.48           | 8.32 | 29.17         | 94.3  | 8.45     | 2.5            | 3.2      |
| HKLR    | HY/2011/03 | 2016-02-03        | Mid-Ebb   | Cloudy            | IS10    | 09:18:29 | 1.0      | Surface | 1          | 2         | 12.11           | 8.29 | 29.37         | 94.8  | 8.39     | 2.4            | 2        |
| HKLR    | HY/2011/03 | 2016-02-03        | Mid-Ebb   | Cloudy            | IS10    | 09:18:51 | 5.3      | Middle  | 2          | 1         | 12.45           | 8.3  | 29.26         | 95.4  | 8.21     | 2.2            | 3.6      |
| HKLR    | HY/2011/03 | 2016-02-03        | Mid-Ebb   | Cloudy            | IS10    | 09:18:23 | 5.3      | Middle  | 2          | 2         | 12.39           | 8.27 | 29.56         | 96    | 8.26     | 2.3            | 2.3      |
| HKLR    | HY/2011/03 | 2016-02-03        | Mid-Ebb   | Cloudy            | IS10    | 09:18:44 | 9.5      | Bottom  | 3          | 1         | 12.39           | 8.29 | 29.27         | 95.6  | 8.23     | 2.3            | 3.2      |
| HKLR    | HY/2011/03 | 2016-02-03        | Mid-Ebb   | Cloudy            | IS10    | 09:18:18 | 9.5      | Bottom  | 3          | 2         | 12.19           | 8.27 | 29.65         | 96.4  | 8.31     | 2.5            | 2.3      |
| HKLR    | HY/2011/03 | 2016-02-03        | Mid-Ebb   | Cloudy            | SR3     | 09:59:20 | 0.7      | Middle  | 2          | 1         | 15.04           | 8.22 | 25.38         | 90.5  | 7.81     | 3.5            | 3.9      |
| HKLR    | HY/2011/03 | 2016-02-03        | Mid-Ebb   | Cloudy            | SR3     | 09:59:26 | 0.7      | Middle  | 2          | 2         | 15.02           | 8.22 | 25.34         | 90.6  | 7.82     | 3.5            | 3.9      |
| HKLR    | HY/2011/03 | 2016-02-03        | Mid-Ebb   | Cloudy            | SR4     | 09:16:31 | 1.0      | Surface | 1          | 1         | 14.91           | 8.2  | 25.9          | 91.6  | 7.89     | 6.6            | 4        |
| HKLR    | HY/2011/03 | 2016-02-03        | Mid-Ebb   | Cloudy            | SR4     | 09:16:13 | 1.0      | Surface | 1          | 2         | 14.97           | 8.2  | 25.97         | 91.6  | 7.89     | 6.6            | 3.6      |
| HKLR    | HY/2011/03 | 2016-02-03        | Mid-Ebb   | Cloudy            | SR4     | 09:16:05 | 2.9      | Bottom  | 3          | 1         | 14.99           | 8.19 | 26.25         | 91.9  | 7.89     | 6.9            | 3.3      |
| HKLR    | HY/2011/03 | 2016-02-03        | Mid-Ebb   | Cloudy            | SR4     | 09:16:20 | 2.9      | Bottom  | 3          | 2         | 14.93           | 8.19 | 26.13         | 91.8  | 7.9      | 6.6            | 3.6      |
| HKLR    | HY/2011/03 | 2016-02-03        | Mid-Ebb   | Cloudy            | SR5     | 09:27:41 | 1.0      | Surface | 1          | 1         | 11.71           | 8.27 | 28.92         | 95.1  | 8.5      | 2.9            | 2.4      |
| HKLR    | HY/2011/03 | 2016-02-03        | Mid-Ebb   | Cloudy            | SR5     | 09:27:54 | 1.0      | Surface | 1          | 2         | 11.65           | 8.3  | 28.74         | 95.1  | 8.5      | 2.9            | 3.6      |

## Water Quality Monitoring Data

| Project | Works      | Date (yyyy-mm-dd) | Tide      | Weather Condition | Station | Time     | Depth, m | Level   | Level_Code | Replicate | Temperature, °C | pH   | Salinity, ppt | DO, % | DO, mg/L | Turbidity, NTU | SS, mg/L |
|---------|------------|-------------------|-----------|-------------------|---------|----------|----------|---------|------------|-----------|-----------------|------|---------------|-------|----------|----------------|----------|
| HKLR    | HY/2011/03 | 2016-02-03        | Mid-Ebb   | Cloudy            | SR5     | 09:27:48 | 3.8      | Bottom  | 3          | 1         | 11.68           | 8.28 | 28.83         | 95.3  | 8.49     | 2.3            | 3.7      |
| HKLR    | HY/2011/03 | 2016-02-03        | Mid-Ebb   | Cloudy            | SR5     | 09:27:34 | 3.8      | Bottom  | 3          | 2         | 11.99           | 8.23 | 29.34         | 95.6  | 8.46     | 2.4            | 2.7      |
| HKLR    | HY/2011/03 | 2016-02-03        | Mid-Ebb   | Cloudy            | SR10A   | 07:57:24 | 1.0      | Surface | 1          | 1         | 15.59           | 8.06 | 27.55         | 93.5  | 7.81     | 1.9            | 2.4      |
| HKLR    | HY/2011/03 | 2016-02-03        | Mid-Ebb   | Cloudy            | SR10A   | 07:58:02 | 1.0      | Surface | 1          | 2         | 15.65           | 8.08 | 27.32         | 93.6  | 7.8      | 1.8            | 2.4      |
| HKLR    | HY/2011/03 | 2016-02-03        | Mid-Ebb   | Cloudy            | SR10A   | 07:57:55 | 3.2      | Middle  | 2          | 1         | 15.97           | 8.07 | 28.03         | 93.3  | 7.77     | 1.8            | 3.2      |
| HKLR    | HY/2011/03 | 2016-02-03        | Mid-Ebb   | Cloudy            | SR10A   | 07:57:15 | 3.2      | Middle  | 2          | 2         | 15.89           | 8.05 | 27.95         | 93.3  | 7.8      | 1.8            | 2.8      |
| HKLR    | HY/2011/03 | 2016-02-03        | Mid-Ebb   | Cloudy            | SR10A   | 07:57:08 | 5.4      | Bottom  | 3          | 1         | 15.74           | 8.04 | 28.49         | 92.8  | 7.78     | 1.8            | 2.9      |
| HKLR    | HY/2011/03 | 2016-02-03        | Mid-Ebb   | Cloudy            | SR10A   | 07:57:46 | 5.4      | Bottom  | 3          | 2         | 16.1            | 8.06 | 28.42         | 92.6  | 7.75     | 1.9            | 2.6      |
| HKLR    | HY/2011/03 | 2016-02-03        | Mid-Ebb   | Cloudy            | SR10B   | 07:47:42 | 1.0      | Surface | 1          | 1         | 15.48           | 7.95 | 26.58         | 92.7  | 7.87     | 1.4            | 3.9      |
| HKLR    | HY/2011/03 | 2016-02-03        | Mid-Ebb   | Cloudy            | SR10B   | 07:47:25 | 1.0      | Surface | 1          | 2         | 15.73           | 7.92 | 26.62         | 93.1  | 7.85     | 1.4            | 4        |
| HKLR    | HY/2011/03 | 2016-02-03        | Mid-Ebb   | Cloudy            | SR10B   | 07:47:33 | 3.8      | Bottom  | 3          | 1         | 15.82           | 7.92 | 27.96         | 93.8  | 7.83     | 1.4            | 3.3      |
| HKLR    | HY/2011/03 | 2016-02-03        | Mid-Ebb   | Cloudy            | SR10B   | 07:47:18 | 3.8      | Bottom  | 3          | 2         | 16.02           | 7.89 | 27.72         | 94    | 7.84     | 1.5            | 2.1      |
| HKLR    | HY/2011/03 | 2016-02-03        | Mid-Ebb   | Cloudy            | CS2     | 10:47:35 | 1.0      | Surface | 1          | 1         | 11.59           | 8.35 | 27.19         | 95.5  | 8.54     | 2.6            | 3        |
| HKLR    | HY/2011/03 | 2016-02-03        | Mid-Ebb   | Cloudy            | CS2     | 10:46:45 | 1.0      | Surface | 1          | 2         | 11.64           | 8.31 | 27.27         | 95.6  | 8.55     | 2.4            | 2.2      |
| HKLR    | HY/2011/03 | 2016-02-03        | Mid-Ebb   | Cloudy            | CS2     | 10:46:31 | 3.9      | Middle  | 2          | 1         | 12.07           | 8.28 | 27.36         | 95.7  | 8.42     | 2.1            | 3.2      |
| HKLR    | HY/2011/03 | 2016-02-03        | Mid-Ebb   | Cloudy            | CS2     | 10:47:12 | 3.9      | Middle  | 2          | 2         | 12.07           | 8.33 | 27.28         | 95.6  | 8.4      | 2.1            | 3.5      |
| HKLR    | HY/2011/03 | 2016-02-03        | Mid-Ebb   | Cloudy            | CS2     | 10:46:21 | 6.7      | Bottom  | 3          | 1         | 12.1            | 8.25 | 27.3          | 95.5  | 8.4      | 2.1            | 2.2      |
| HKLR    | HY/2011/03 | 2016-02-03        | Mid-Ebb   | Cloudy            | CS2     | 10:46:58 | 6.7      | Bottom  | 3          | 2         | 12.09           | 8.31 | 27.37         | 96    | 8.41     | 2.1            | 3.4      |
| HKLR    | HY/2011/03 | 2016-02-03        | Mid-Ebb   | Cloudy            | CS(Mf)5 | 08:37:23 | 1.0      | Surface | 1          | 1         | 15.87           | 8.14 | 26.97         | 92.9  | 7.73     | 1.6            | 1.6      |
| HKLR    | HY/2011/03 | 2016-02-03        | Mid-Ebb   | Cloudy            | CS(Mf)5 | 08:36:52 | 1.0      | Surface | 1          | 2         | 15.91           | 8.13 | 27.24         | 93    | 7.74     | 1.6            | 1.6      |
| HKLR    | HY/2011/03 | 2016-02-03        | Mid-Ebb   | Cloudy            | CS(Mf)5 | 08:36:45 | 6.2      | Middle  | 2          | 1         | 16.11           | 8.12 | 28.7          | 92.9  | 7.71     | 1.7            | 1.3      |
| HKLR    | HY/2011/03 | 2016-02-03        | Mid-Ebb   | Cloudy            | CS(Mf)5 | 08:37:16 | 6.2      | Middle  | 2          | 2         | 16.13           | 8.13 | 28.74         | 92.8  | 7.69     | 1.7            | 1.4      |
| HKLR    | HY/2011/03 | 2016-02-03        | Mid-Ebb   | Cloudy            | CS(Mf)5 | 08:37:05 | 11.3     | Bottom  | 3          | 1         | 16.04           | 8.12 | 28.76         | 92    | 7.67     | 1.7            | 1.2      |
| HKLR    | HY/2011/03 | 2016-02-03        | Mid-Ebb   | Cloudy            | CS(Mf)5 | 08:36:37 | 11.3     | Bottom  | 3          | 2         | 15.95           | 8.11 | 28.8          | 92.4  | 7.68     | 1.8            | 2        |
| HKLR    | HY/2011/03 | 2016-02-03        | Mid-Flood | Cloudy            | IS5     | 12:53:18 | 1.0      | Surface | 1          | 1         | 15.54           | 8.26 | 26.04         | 88    | 7.48     | 4.7            | 4.4      |
| HKLR    | HY/2011/03 | 2016-02-03        | Mid-Flood | Cloudy            | IS5     | 12:52:42 | 1.0      | Surface | 1          | 2         | 15.78           | 8.25 | 26.11         | 88.5  | 7.48     | 4.7            | 3.4      |
| HKLR    | HY/2011/03 | 2016-02-03        | Mid-Flood | Cloudy            | IS5     | 12:52:35 | 4.3      | Middle  | 2          | 1         | 16.17           | 8.22 | 28.67         | 89.4  | 7.39     | 5              | 4.2      |
| HKLR    | HY/2011/03 | 2016-02-03        | Mid-Flood | Cloudy            | IS5     | 12:53:06 | 4.3      | Middle  | 2          | 2         | 16.08           | 8.23 | 28.26         | 88.5  | 7.34     | 4.8            | 5.3      |
| HKLR    | HY/2011/03 | 2016-02-03        | Mid-Flood | Cloudy            | IS5     | 12:52:27 | 7.5      | Bottom  | 3          | 1         | 15.9            | 8.22 | 29.18         | 89.8  | 7.44     | 4.8            | 3.2      |
| HKLR    | HY/2011/03 | 2016-02-03        | Mid-Flood | Cloudy            | IS5     | 12:52:52 | 7.5      | Bottom  | 3          | 2         | 15.95           | 8.22 | 29.18         | 89.4  | 7.4      | 4.8            | 3.7      |
| HKLR    | HY/2011/03 | 2016-02-03        | Mid-Flood | Cloudy            | IS(Mf)6 | 13:00:52 | 1.0      | Surface | 1          | 1         | 15.17           | 8.21 | 25.73         | 94.9  | 8.15     | 2.4            | 1.7      |
| HKLR    | HY/2011/03 | 2016-02-03        | Mid-Flood | Cloudy            | IS(Mf)6 | 13:01:08 | 1.0      | Surface | 1          | 2         | 15.17           | 8.21 | 25.81         | 93.9  | 8.06     | 2.5            | 1.8      |
| HKLR    | HY/2011/03 | 2016-02-03        | Mid-Flood | Cloudy            | IS(Mf)6 | 13:00:32 | 2.2      | Bottom  | 3          | 1         | 15.19           | 8.21 | 25.89         | 96.8  | 8.29     | 2.4            | 1.6      |
| HKLR    | HY/2011/03 | 2016-02-03        | Mid-Flood | Cloudy            | IS(Mf)6 | 13:00:56 | 2.2      | Bottom  | 3          | 2         | 15.2            | 8.2  | 26.09         | 94.8  | 8.11     | 2.4            | 1.9      |
| HKLR    | HY/2011/03 | 2016-02-03        | Mid-Flood | Cloudy            | IS7     | 13:06:12 | 1.0      | Surface | 1          | 1         | 15.21           | 8.21 | 25.8          | 92.1  | 7.89     | 2.6            | 2        |
| HKLR    | HY/2011/03 | 2016-02-03        | Mid-Flood | Cloudy            | IS7     | 13:06:25 | 1.0      | Surface | 1          | 2         | 15.34           | 8.21 | 25.65         | 92    | 7.87     | 2.6            | 2        |
| HKLR    | HY/2011/03 | 2016-02-03        | Mid-Flood | Cloudy            | IS7     | 13:06:17 | 2.2      | Bottom  | 3          | 1         | 15.36           | 8.2  | 27.78         | 92.7  | 7.83     | 2.5            | 2.3      |
| HKLR    | HY/2011/03 | 2016-02-03        | Mid-Flood | Cloudy            | IS7     | 13:06:05 | 2.2      | Bottom  | 3          | 2         | 15.25           | 8.21 | 26.01         | 92.2  | 7.89     | 2.6            | 2.6      |
| HKLR    | HY/2011/03 | 2016-02-03        | Mid-Flood | Cloudy            | IS8     | 13:28:11 | 1.0      | Surface | 1          | 1         | 15.52           | 8.21 | 26.67         | 91.7  | 7.77     | 5.5            | 2        |
| HKLR    | HY/2011/03 | 2016-02-03        | Mid-Flood | Cloudy            | IS8     | 13:27:52 | 1.0      | Surface | 1          | 2         | 15.58           | 8.21 | 26.55         | 91.9  | 7.78     | 5.6            | 2        |
| HKLR    | HY/2011/03 | 2016-02-03        | Mid-Flood | Cloudy            | IS8     | 13:27:45 | 3.0      | Bottom  | 3          | 1         | 15.68           | 8.19 | 28.07         | 92.6  | 7.76     | 5.6            | 2.2      |
| HKLR    | HY/2011/03 | 2016-02-03        | Mid-Flood | Cloudy            | IS8     | 13:28:01 | 3.0      | Bottom  | 3          | 2         | 15.66           | 8.2  | 28.13         | 92.2  | 7.72     | 5.6            | 2.1      |
| HKLR    | HY/2011/03 | 2016-02-03        | Mid-Flood | Cloudy            | IS(Mf)9 | 13:11:42 | 1.0      | Surface | 1          | 1         | 15.65           | 8.2  | 26.18         | 93    | 7.88     | 3.7            | 2.7      |
| HKLR    | HY/2011/03 | 2016-02-03        | Mid-Flood | Cloudy            | IS(Mf)9 | 13:11:32 | 1.0      | Surface | 1          | 2         | 15.61           | 8.2  | 26.5          | 93.6  | 7.93     | 3.6            | 3.1      |
| HKLR    | HY/2011/03 | 2016-02-03        | Mid-Flood | Cloudy            | IS(Mf)9 | 13:11:36 | 2.6      | Bottom  | 3          | 1         | 15.57           | 8.19 | 28            | 93.5  | 7.85     | 3.7            | 3.3      |
| HKLR    | HY/2011/03 | 2016-02-03        | Mid-Flood | Cloudy            | IS(Mf)9 | 13:11:23 | 2.6      | Bottom  | 3          | 2         | 15.63           | 8.18 | 28.02         | 94.9  | 7.95     | 3.7            | 2.6      |
| HKLR    | HY/2011/03 | 2016-02-03        | Mid-Flood | Cloudy            | IS10    | 13:53:41 | 1.0      | Surface | 1          | 1         | 12.08           | 8.33 | 26.78         | 95    | 8.35     | 2.1            | 2.4      |
| HKLR    | HY/2011/03 | 2016-02-03        | Mid-Flood | Cloudy            | IS10    | 13:54:43 | 1.0      | Surface | 1          | 2         | 11.91           | 8.37 | 26.75         | 97.2  | 8.59     | 2.2            | 3.6      |
| HKLR    | HY/2011/03 | 2016-02-03        | Mid-Flood | Cloudy            | IS10    | 13:53:30 | 5.3      | Middle  | 2          | 1         | 12.44           | 8.29 | 28.2          | 96.5  | 8.29     | 1.8            | 4        |
| HKLR    | HY/2011/03 | 2016-02-03        | Mid-Flood | Cloudy            | IS10    | 13:54:13 | 5.3      | Middle  | 2          | 2         | 12.43           | 8.34 | 27.94         | 95.8  | 8.25     | 1.8            | 2.9      |
| HKLR    | HY/2011/03 | 2016-02-03        | Mid-Flood | Cloudy            | IS10    | 13:53:22 | 9.6      | Bottom  | 3          | 1         | 12.44           | 8.27 | 28.37         | 97    | 8.34     | 1.9            | 3.3      |
| HKLR    | HY/2011/03 | 2016-02-03        | Mid-Flood | Cloudy            | IS10    | 13:54:00 | 9.6      | Bottom  | 3          | 2         | 12.42           | 8.33 | 28.12         | 96.4  | 8.29     | 1.8            | 2.4      |



## Water Quality Monitoring Data

| Project | Works      | Date (yyyy-mm-dd) | Tide      | Weather Condition | Station | Time     | Depth, m | Level   | Level_Code | Replicate | Temperature, °C | pH   | Salinity, ppt | DO, % | DO, mg/L | Turbidity, NTU | SS, mg/L |
|---------|------------|-------------------|-----------|-------------------|---------|----------|----------|---------|------------|-----------|-----------------|------|---------------|-------|----------|----------------|----------|
| HKLR    | HY/2011/03 | 2016-02-03        | Mid-Flood | Cloudy            | SR3     | 12:41:25 | 0.7      | Middle  | 2          | 1         | 15.42           | 8.27 | 25.95         | 96.1  | 8.2      | 3.1            | 4.2      |
| HKLR    | HY/2011/03 | 2016-02-03        | Mid-Flood | Cloudy            | SR3     | 12:41:19 | 0.7      | Middle  | 2          | 2         | 15.41           | 8.28 | 25.91         | 96.7  | 8.25     | 3.1            | 3.3      |
| HKLR    | HY/2011/03 | 2016-02-03        | Mid-Flood | Cloudy            | SR4     | 13:22:45 | 1.0      | Surface | 1          | 1         | 14.99           | 8.23 | 25.06         | 92.4  | 7.99     | 5.2            | 2.6      |
| HKLR    | HY/2011/03 | 2016-02-03        | Mid-Flood | Cloudy            | SR4     | 13:22:31 | 1.0      | Surface | 1          | 2         | 15.07           | 8.22 | 25.45         | 92.6  | 7.98     | 5.3            | 2.5      |
| HKLR    | HY/2011/03 | 2016-02-03        | Mid-Flood | Cloudy            | SR4     | 13:22:37 | 2.7      | Bottom  | 3          | 1         | 15.21           | 8.21 | 27.38         | 93.3  | 7.92     | 5.1            | 2.7      |
| HKLR    | HY/2011/03 | 2016-02-03        | Mid-Flood | Cloudy            | SR4     | 13:22:22 | 2.7      | Bottom  | 3          | 2         | 15.54           | 8.2  | 27.53         | 93.5  | 7.88     | 5.3            | 2.8      |
| HKLR    | HY/2011/03 | 2016-02-03        | Mid-Flood | Cloudy            | SR5     | 13:46:43 | 1.0      | Surface | 1          | 1         | 12.01           | 8.32 | 27.59         | 98.4  | 8.57     | 2.2            | 2.3      |
| HKLR    | HY/2011/03 | 2016-02-03        | Mid-Flood | Cloudy            | SR5     | 13:47:00 | 1.0      | Surface | 1          | 2         | 12.08           | 8.34 | 27.28         | 98.2  | 8.58     | 2.2            | 2.1      |
| HKLR    | HY/2011/03 | 2016-02-03        | Mid-Flood | Cloudy            | SR5     | 13:46:52 | 4.0      | Bottom  | 3          | 1         | 12.24           | 8.32 | 28.59         | 98.8  | 8.48     | 2.1            | 2.4      |
| HKLR    | HY/2011/03 | 2016-02-03        | Mid-Flood | Cloudy            | SR5     | 13:46:32 | 4.0      | Bottom  | 3          | 2         | 12.24           | 8.3  | 28.85         | 99.6  | 8.49     | 2.2            | 2.7      |
| HKLR    | HY/2011/03 | 2016-02-03        | Mid-Flood | Cloudy            | SR10A   | 14:52:24 | 1.0      | Surface | 1          | 1         | 15.2            | 8.28 | 28.02         | 93.8  | 7.94     | 1.7            | 1.7      |
| HKLR    | HY/2011/03 | 2016-02-03        | Mid-Flood | Cloudy            | SR10A   | 14:51:53 | 1.0      | Surface | 1          | 2         | 15.39           | 8.28 | 27.43         | 93.8  | 7.93     | 1.7            | 1.9      |
| HKLR    | HY/2011/03 | 2016-02-03        | Mid-Flood | Cloudy            | SR10A   | 14:52:13 | 3.2      | Middle  | 2          | 1         | 16              | 8.25 | 29.67         | 94.5  | 7.79     | 1.7            | 2.3      |
| HKLR    | HY/2011/03 | 2016-02-03        | Mid-Flood | Cloudy            | SR10A   | 14:51:45 | 3.2      | Middle  | 2          | 2         | 15.71           | 8.26 | 29.78         | 94.5  | 7.83     | 1.7            | 2.2      |
| HKLR    | HY/2011/03 | 2016-02-03        | Mid-Flood | Cloudy            | SR10A   | 14:51:35 | 5.4      | Bottom  | 3          | 1         | 15.89           | 8.25 | 29.91         | 94.8  | 7.81     | 1.8            | 2.4      |
| HKLR    | HY/2011/03 | 2016-02-03        | Mid-Flood | Cloudy            | SR10A   | 14:52:03 | 5.4      | Bottom  | 3          | 2         | 15.85           | 8.25 | 29.98         | 94.8  | 7.82     | 1.7            | 3        |
| HKLR    | HY/2011/03 | 2016-02-03        | Mid-Flood | Cloudy            | SR10B   | 14:59:31 | 1.0      | Surface | 1          | 1         | 15.43           | 8.27 | 27.45         | 94.1  | 7.95     | 1.4            | 3.4      |
| HKLR    | HY/2011/03 | 2016-02-03        | Mid-Flood | Cloudy            | SR10B   | 14:59:48 | 1.0      | Surface | 1          | 2         | 15.54           | 8.27 | 27.76         | 94.2  | 7.93     | 1.4            | 3.9      |
| HKLR    | HY/2011/03 | 2016-02-03        | Mid-Flood | Cloudy            | SR10B   | 14:59:39 | 4.2      | Bottom  | 3          | 1         | 15.73           | 8.25 | 30            | 95.1  | 7.86     | 1.5            | 2.2      |
| HKLR    | HY/2011/03 | 2016-02-03        | Mid-Flood | Cloudy            | SR10B   | 14:59:22 | 4.2      | Bottom  | 3          | 2         | 15.54           | 8.25 | 30.19         | 95    | 7.87     | 1.4            | 2.4      |
| HKLR    | HY/2011/03 | 2016-02-03        | Mid-Flood | Cloudy            | CS2     | 12:27:34 | 1.0      | Surface | 1          | 1         | 11.8            | 8.39 | 32.29         | 99    | 8.25     | 2.7            | 2.1      |
| HKLR    | HY/2011/03 | 2016-02-03        | Mid-Flood | Cloudy            | CS2     | 12:27:55 | 1.0      | Surface | 1          | 2         | 12.08           | 8.39 | 30.76         | 97.3  | 8.14     | 2.7            | 2.1      |
| HKLR    | HY/2011/03 | 2016-02-03        | Mid-Flood | Cloudy            | CS2     | 12:27:48 | 3.8      | Middle  | 2          | 1         | 12.32           | 8.38 | 31.45         | 101   | 8.22     | 3.2            | 2.4      |
| HKLR    | HY/2011/03 | 2016-02-03        | Mid-Flood | Cloudy            | CS2     | 12:27:21 | 3.8      | Middle  | 2          | 2         | 12.39           | 8.39 | 32.91         | 101.1 | 8.19     | 3.3            | 2.8      |
| HKLR    | HY/2011/03 | 2016-02-03        | Mid-Flood | Cloudy            | CS2     | 12:27:12 | 6.6      | Bottom  | 3          | 1         | 12.42           | 8.39 | 33.21         | 103.9 | 8.4      | 3.5            | 2.2      |
| HKLR    | HY/2011/03 | 2016-02-03        | Mid-Flood | Cloudy            | CS2     | 12:27:42 | 6.6      | Bottom  | 3          | 2         | 12.18           | 8.38 | 32.24         | 101.4 | 8.25     | 3.5            | 2.6      |
| HKLR    | HY/2011/03 | 2016-02-03        | Mid-Flood | Cloudy            | CS(Mf)5 | 14:07:33 | 1.0      | Surface | 1          | 1         | 15.35           | 8.29 | 26.74         | 92.7  | 7.88     | 1.3            | 3.3      |
| HKLR    | HY/2011/03 | 2016-02-03        | Mid-Flood | Cloudy            | CS(Mf)5 | 14:08:14 | 1.0      | Surface | 1          | 2         | 15.36           | 8.29 | 27.01         | 92.7  | 7.86     | 1.4            | 3        |
| HKLR    | HY/2011/03 | 2016-02-03        | Mid-Flood | Cloudy            | CS(Mf)5 | 14:08:04 | 6.3      | Middle  | 2          | 1         | 16.06           | 8.25 | 29.86         | 93.5  | 7.69     | 1.4            | 2.2      |
| HKLR    | HY/2011/03 | 2016-02-03        | Mid-Flood | Cloudy            | CS(Mf)5 | 14:07:22 | 6.3      | Middle  | 2          | 2         | 16.06           | 8.25 | 29.86         | 93.6  | 7.7      | 1.4            | 2.3      |
| HKLR    | HY/2011/03 | 2016-02-03        | Mid-Flood | Cloudy            | CS(Mf)5 | 14:07:10 | 11.6     | Bottom  | 3          | 1         | 15.99           | 8.24 | 29.91         | 93.9  | 7.72     | 1.4            | 2.1      |
| HKLR    | HY/2011/03 | 2016-02-03        | Mid-Flood | Cloudy            | CS(Mf)5 | 14:07:52 | 11.6     | Bottom  | 3          | 2         | 16.03           | 8.25 | 29.89         | 93.8  | 7.71     | 1.4            | 2.1      |
| HKLR    | HY/2011/03 | 2016-02-05        | Mid-Ebb   | Sunny             | IS5     | 12:15:31 | 1.0      | Surface | 1          | 1         | 16.06           | 8.25 | 28.41         | 94    | 7.79     | 4.5            | 4.2      |
| HKLR    | HY/2011/03 | 2016-02-05        | Mid-Ebb   | Sunny             | IS5     | 12:16:18 | 1.0      | Surface | 1          | 2         | 16.03           | 8.25 | 28.45         | 93.2  | 7.74     | 4.6            | 4.2      |
| HKLR    | HY/2011/03 | 2016-02-05        | Mid-Ebb   | Sunny             | IS5     | 12:15:18 | 4.3      | Middle  | 2          | 1         | 16.02           | 8.25 | 28.45         | 94    | 7.8      | 4.7            | 4.3      |
| HKLR    | HY/2011/03 | 2016-02-05        | Mid-Ebb   | Sunny             | IS5     | 12:15:43 | 4.3      | Middle  | 2          | 2         | 16.01           | 8.25 | 28.48         | 93.6  | 7.77     | 4.5            | 4.4      |
| HKLR    | HY/2011/03 | 2016-02-05        | Mid-Ebb   | Sunny             | IS5     | 12:15:38 | 7.5      | Bottom  | 3          | 1         | 16.04           | 8.25 | 28.45         | 93.8  | 7.78     | 4.5            | 2.8      |
| HKLR    | HY/2011/03 | 2016-02-05        | Mid-Ebb   | Sunny             | IS5     | 12:15:10 | 7.5      | Bottom  | 3          | 2         | 16.04           | 8.25 | 28.44         | 94.3  | 7.82     | 4.5            | 3.9      |
| HKLR    | HY/2011/03 | 2016-02-05        | Mid-Ebb   | Sunny             | IS(Mf)6 | 12:04:54 | 1.0      | Surface | 1          | 1         | 16.03           | 8.24 | 28.39         | 94.8  | 7.87     | 5              | 3.3      |
| HKLR    | HY/2011/03 | 2016-02-05        | Mid-Ebb   | Sunny             | IS(Mf)6 | 12:04:37 | 1.0      | Surface | 1          | 2         | 16.04           | 8.24 | 28.38         | 95.6  | 7.93     | 5.3            | 5        |
| HKLR    | HY/2011/03 | 2016-02-05        | Mid-Ebb   | Sunny             | IS(Mf)6 | 12:04:47 | 2.3      | Bottom  | 3          | 1         | 16.02           | 8.24 | 28.41         | 95.1  | 7.89     | 5.5            | 3.5      |
| HKLR    | HY/2011/03 | 2016-02-05        | Mid-Ebb   | Sunny             | IS(Mf)6 | 12:04:28 | 2.3      | Bottom  | 3          | 2         | 16.03           | 8.23 | 28.4          | 96.2  | 7.98     | 5.8            | 5        |
| HKLR    | HY/2011/03 | 2016-02-05        | Mid-Ebb   | Sunny             | IS7     | 11:58:15 | 1.0      | Surface | 1          | 1         | 15.99           | 8.26 | 28.26         | 96.1  | 7.99     | 6.4            | 3.8      |
| HKLR    | HY/2011/03 | 2016-02-05        | Mid-Ebb   | Sunny             | IS7     | 11:58:02 | 1.0      | Surface | 1          | 2         | 15.98           | 8.25 | 28.27         | 95.9  | 7.98     | 6.3            | 3.3      |
| HKLR    | HY/2011/03 | 2016-02-05        | Mid-Ebb   | Sunny             | IS7     | 11:57:49 | 2.5      | Bottom  | 3          | 1         | 15.96           | 8.25 | 28.31         | 95.8  | 7.97     | 7.2            | 3.8      |
| HKLR    | HY/2011/03 | 2016-02-05        | Mid-Ebb   | Sunny             | IS7     | 11:58:07 | 2.5      | Bottom  | 3          | 2         | 15.98           | 8.26 | 28.26         | 95.9  | 7.98     | 6.9            | 3.3      |
| HKLR    | HY/2011/03 | 2016-02-05        | Mid-Ebb   | Sunny             | IS8     | 11:25:30 | 1.0      | Surface | 1          | 1         | 15.98           | 8.26 | 28.14         | 96.7  | 8.05     | 7.8            | 5.2      |
| HKLR    | HY/2011/03 | 2016-02-05        | Mid-Ebb   | Sunny             | IS8     | 11:25:14 | 1.0      | Surface | 1          | 2         | 15.94           | 8.25 | 28.14         | 97.2  | 8.1      | 7.9            | 6        |
| HKLR    | HY/2011/03 | 2016-02-05        | Mid-Ebb   | Sunny             | IS8     | 11:25:07 | 2.8      | Bottom  | 3          | 1         | 15.95           | 8.25 | 28.13         | 97.3  | 8.1      | 8.8            | 4.8      |
| HKLR    | HY/2011/03 | 2016-02-05        | Mid-Ebb   | Sunny             | IS8     | 11:25:20 | 2.8      | Bottom  | 3          | 2         | 15.94           | 8.25 | 28.15         | 96.9  | 8.07     | 8.3            | 4.3      |
| HKLR    | HY/2011/03 | 2016-02-05        | Mid-Ebb   | Sunny             | IS(Mf)9 | 11:49:37 | 1.0      | Surface | 1          | 1         | 16.02           | 8.25 | 28.25         | 96.8  | 8.04     | 6.9            | 3.1      |
| HKLR    | HY/2011/03 | 2016-02-05        | Mid-Ebb   | Sunny             | IS(Mf)9 | 11:49:22 | 1.0      | Surface | 1          | 2         | 16.04           | 8.25 | 28.22         | 97.2  | 8.08     | 6.6            | 2.8      |

## Water Quality Monitoring Data

| Project | Works      | Date (yyyy-mm-dd) | Tide      | Weather Condition | Station | Time     | Depth, m | Level   | Level_Code | Replicate | Temperature, °C | pH   | Salinity, ppt | DO, % | DO, mg/L | Turbidity, NTU | SS, mg/L |
|---------|------------|-------------------|-----------|-------------------|---------|----------|----------|---------|------------|-----------|-----------------|------|---------------|-------|----------|----------------|----------|
| HKLR    | HY/2011/03 | 2016-02-05        | Mid-Ebb   | Sunny             | IS(Mf)9 | 11:49:28 | 2.7      | Bottom  | 3          | 1         | 16.03           | 8.25 | 28.29         | 97    | 8.06     | 7.9            | 2.8      |
| HKLR    | HY/2011/03 | 2016-02-05        | Mid-Ebb   | Sunny             | IS(Mf)9 | 11:49:13 | 2.7      | Bottom  | 3          | 2         | 15.99           | 8.24 | 28.28         | 97.5  | 8.1      | 7.1            | 3.5      |
| HKLR    | HY/2011/03 | 2016-02-05        | Mid-Ebb   | Sunny             | IS10    | 11:33:05 | 1.0      | Surface | 1          | 1         | 12.18           | 8.23 | 28.85         | 99.4  | 8.75     | 1.8            | 2.3      |
| HKLR    | HY/2011/03 | 2016-02-05        | Mid-Ebb   | Sunny             | IS10    | 11:33:40 | 1.0      | Surface | 1          | 2         | 12.16           | 8.23 | 28.7          | 99.3  | 8.77     | 1.8            | 3.6      |
| HKLR    | HY/2011/03 | 2016-02-05        | Mid-Ebb   | Sunny             | IS10    | 11:32:55 | 5.5      | Middle  | 2          | 1         | 12.26           | 8.22 | 30.36         | 97.3  | 8.67     | 1.9            | 2.1      |
| HKLR    | HY/2011/03 | 2016-02-05        | Mid-Ebb   | Sunny             | IS10    | 11:33:30 | 5.5      | Middle  | 2          | 2         | 12.22           | 8.23 | 29.69         | 97.4  | 8.69     | 1.8            | 2.1      |
| HKLR    | HY/2011/03 | 2016-02-05        | Mid-Ebb   | Sunny             | IS10    | 11:32:45 | 10.0     | Bottom  | 3          | 1         | 12.31           | 8.21 | 31.13         | 96.9  | 8.62     | 2              | 2.8      |
| HKLR    | HY/2011/03 | 2016-02-05        | Mid-Ebb   | Sunny             | IS10    | 11:33:17 | 10.0     | Bottom  | 3          | 2         | 12.25           | 8.22 | 30.82         | 96.9  | 8.63     | 1.9            | 5.3      |
| HKLR    | HY/2011/03 | 2016-02-05        | Mid-Ebb   | Sunny             | SR3     | 12:24:31 | 0.7      | Middle  | 2          | 1         | 16.06           | 8.25 | 28.44         | 93.6  | 7.76     | 4.2            | 4.2      |
| HKLR    | HY/2011/03 | 2016-02-05        | Mid-Ebb   | Sunny             | SR3     | 12:24:26 | 0.7      | Middle  | 2          | 2         | 16.06           | 8.25 | 28.44         | 93.6  | 7.76     | 4.2            | 4.5      |
| HKLR    | HY/2011/03 | 2016-02-05        | Mid-Ebb   | Sunny             | SR4     | 11:37:55 | 1.0      | Surface | 1          | 1         | 15.94           | 8.26 | 28.15         | 95.5  | 7.95     | 8.7            | 5.6      |
| HKLR    | HY/2011/03 | 2016-02-05        | Mid-Ebb   | Sunny             | SR4     | 11:37:39 | 1.0      | Surface | 1          | 2         | 15.93           | 8.26 | 28.15         | 95.4  | 7.95     | 9              | 5.2      |
| HKLR    | HY/2011/03 | 2016-02-05        | Mid-Ebb   | Sunny             | SR4     | 11:37:30 | 2.7      | Bottom  | 3          | 1         | 15.97           | 8.25 | 28.22         | 95.6  | 7.95     | 9.8            | 5        |
| HKLR    | HY/2011/03 | 2016-02-05        | Mid-Ebb   | Sunny             | SR4     | 11:37:45 | 2.7      | Bottom  | 3          | 2         | 15.92           | 8.26 | 28.2          | 95.6  | 7.96     | 10.6           | 5        |
| HKLR    | HY/2011/03 | 2016-02-05        | Mid-Ebb   | Sunny             | SR5     | 11:41:22 | 1.0      | Surface | 1          | 1         | 12.16           | 8.23 | 27.53         | 99.4  | 8.98     | 1.8            | 3.6      |
| HKLR    | HY/2011/03 | 2016-02-05        | Mid-Ebb   | Sunny             | SR5     | 11:41:00 | 1.0      | Surface | 1          | 2         | 12.18           | 8.23 | 27.66         | 97.2  | 8.77     | 1.8            | 2.9      |
| HKLR    | HY/2011/03 | 2016-02-05        | Mid-Ebb   | Sunny             | SR5     | 11:40:52 | 4.3      | Bottom  | 3          | 1         | 12.21           | 8.22 | 28.85         | 99.8  | 8.93     | 1.8            | 3.9      |
| HKLR    | HY/2011/03 | 2016-02-05        | Mid-Ebb   | Sunny             | SR5     | 11:41:11 | 4.3      | Bottom  | 3          | 2         | 12.15           | 8.22 | 28.3          | 99.4  | 8.93     | 1.7            | 2.7      |
| HKLR    | HY/2011/03 | 2016-02-05        | Mid-Ebb   | Sunny             | SR10A   | 10:05:54 | 1.0      | Surface | 1          | 1         | 16.08           | 8.21 | 28.69         | 93.9  | 7.77     | 2.2            | 2.4      |
| HKLR    | HY/2011/03 | 2016-02-05        | Mid-Ebb   | Sunny             | SR10A   | 10:06:30 | 1.0      | Surface | 1          | 2         | 16.09           | 8.22 | 28.8          | 93.8  | 7.76     | 2.2            | 3.4      |
| HKLR    | HY/2011/03 | 2016-02-05        | Mid-Ebb   | Sunny             | SR10A   | 10:05:44 | 3.3      | Middle  | 2          | 1         | 16.08           | 8.21 | 28.68         | 93.7  | 7.76     | 2.2            | 3        |
| HKLR    | HY/2011/03 | 2016-02-05        | Mid-Ebb   | Sunny             | SR10A   | 10:06:22 | 3.3      | Middle  | 2          | 2         | 16.08           | 8.21 | 28.8          | 93.8  | 7.75     | 2.4            | 2.5      |
| HKLR    | HY/2011/03 | 2016-02-05        | Mid-Ebb   | Sunny             | SR10A   | 10:05:36 | 5.6      | Bottom  | 3          | 1         | 16.08           | 8.2  | 28.65         | 93.7  | 7.76     | 2.4            | 2.9      |
| HKLR    | HY/2011/03 | 2016-02-05        | Mid-Ebb   | Sunny             | SR10A   | 10:06:15 | 5.6      | Bottom  | 3          | 2         | 16.08           | 8.21 | 28.8          | 93.7  | 7.75     | 2.3            | 4        |
| HKLR    | HY/2011/03 | 2016-02-05        | Mid-Ebb   | Sunny             | SR10B   | 09:52:14 | 1.0      | Surface | 1          | 1         | 16.08           | 8.16 | 28.13         | 94.5  | 7.85     | 2              | 3.2      |
| HKLR    | HY/2011/03 | 2016-02-05        | Mid-Ebb   | Sunny             | SR10B   | 09:51:57 | 1.0      | Surface | 1          | 2         | 16.08           | 8.15 | 27.96         | 94.8  | 7.88     | 2.1            | 3.2      |
| HKLR    | HY/2011/03 | 2016-02-05        | Mid-Ebb   | Sunny             | SR10B   | 09:52:04 | 4.4      | Bottom  | 3          | 1         | 16.08           | 8.15 | 28.04         | 94.6  | 7.86     | 2.2            | 2.5      |
| HKLR    | HY/2011/03 | 2016-02-05        | Mid-Ebb   | Sunny             | SR10B   | 09:51:44 | 4.4      | Bottom  | 3          | 2         | 16.08           | 8.13 | 27.81         | 95.1  | 7.91     | 2.3            | 4.1      |
| HKLR    | HY/2011/03 | 2016-02-05        | Mid-Ebb   | Sunny             | CS2     | 12:39:39 | 1.0      | Surface | 1          | 1         | 12.48           | 8.28 | 27.89         | 98.7  | 8.76     | 1.6            | 2.5      |
| HKLR    | HY/2011/03 | 2016-02-05        | Mid-Ebb   | Sunny             | CS2     | 12:39:04 | 1.0      | Surface | 1          | 2         | 12.51           | 8.26 | 27.33         | 99.3  | 8.85     | 1.7            | 3.3      |
| HKLR    | HY/2011/03 | 2016-02-05        | Mid-Ebb   | Sunny             | CS2     | 12:39:29 | 4.1      | Middle  | 2          | 1         | 12.41           | 8.27 | 29.52         | 98    | 8.76     | 1.6            | 3.7      |
| HKLR    | HY/2011/03 | 2016-02-05        | Mid-Ebb   | Sunny             | CS2     | 12:38:51 | 4.1      | Middle  | 2          | 2         | 12.43           | 8.24 | 28.59         | 98.4  | 8.83     | 1.8            | 3.7      |
| HKLR    | HY/2011/03 | 2016-02-05        | Mid-Ebb   | Sunny             | CS2     | 12:39:18 | 7.1      | Bottom  | 3          | 1         | 12.43           | 8.26 | 29.47         | 97.9  | 8.7      | 1.8            | 4.3      |
| HKLR    | HY/2011/03 | 2016-02-05        | Mid-Ebb   | Sunny             | CS2     | 12:38:42 | 7.1      | Bottom  | 3          | 2         | 12.43           | 8.21 | 28.69         | 97.7  | 8.72     | 1.8            | 3.5      |
| HKLR    | HY/2011/03 | 2016-02-05        | Mid-Ebb   | Sunny             | CS(Mf)5 | 10:41:05 | 1.0      | Surface | 1          | 1         | 16.04           | 8.27 | 28.97         | 95    | 7.86     | 1.9            | 3.1      |
| HKLR    | HY/2011/03 | 2016-02-05        | Mid-Ebb   | Sunny             | CS(Mf)5 | 10:40:28 | 1.0      | Surface | 1          | 2         | 16.02           | 8.27 | 28.82         | 95.3  | 7.89     | 2              | 2.3      |
| HKLR    | HY/2011/03 | 2016-02-05        | Mid-Ebb   | Sunny             | CS(Mf)5 | 10:40:47 | 6.9      | Middle  | 2          | 1         | 16.08           | 8.26 | 29.62         | 94.8  | 7.81     | 1.9            | 3        |
| HKLR    | HY/2011/03 | 2016-02-05        | Mid-Ebb   | Sunny             | CS(Mf)5 | 10:40:13 | 6.9      | Middle  | 2          | 2         | 16.08           | 8.26 | 29.59         | 95.2  | 7.84     | 1.8            | 2.8      |
| HKLR    | HY/2011/03 | 2016-02-05        | Mid-Ebb   | Sunny             | CS(Mf)5 | 10:40:39 | 12.8     | Bottom  | 3          | 1         | 16.05           | 8.26 | 29.51         | 95.1  | 7.84     | 2              | 2.2      |
| HKLR    | HY/2011/03 | 2016-02-05        | Mid-Ebb   | Sunny             | CS(Mf)5 | 10:40:08 | 12.8     | Bottom  | 3          | 2         | 16.08           | 8.26 | 29.58         | 95.4  | 7.86     | 2              | 2.3      |
| HKLR    | HY/2011/03 | 2016-02-05        | Mid-Flood | Sunny             | ISS     | 14:39:14 | 1.0      | Surface | 1          | 1         | 16.3            | 8.34 | 27.51         | 95.6  | 7.94     | 4.9            | 4.2      |
| HKLR    | HY/2011/03 | 2016-02-05        | Mid-Flood | Sunny             | ISS     | 14:39:47 | 1.0      | Surface | 1          | 2         | 16.28           | 8.33 | 27.6          | 95.1  | 7.89     | 4.8            | 4.9      |
| HKLR    | HY/2011/03 | 2016-02-05        | Mid-Flood | Sunny             | ISS     | 14:39:35 | 4.3      | Middle  | 2          | 1         | 16.12           | 8.33 | 27.72         | 94.7  | 7.87     | 5              | 5.2      |
| HKLR    | HY/2011/03 | 2016-02-05        | Mid-Flood | Sunny             | ISS     | 14:39:00 | 4.3      | Middle  | 2          | 2         | 16.15           | 8.35 | 27.61         | 95.2  | 7.92     | 5              | 5        |
| HKLR    | HY/2011/03 | 2016-02-05        | Mid-Flood | Sunny             | ISS     | 14:39:26 | 7.6      | Bottom  | 3          | 1         | 16.13           | 8.34 | 27.73         | 95    | 7.9      | 5.1            | 5.4      |
| HKLR    | HY/2011/03 | 2016-02-05        | Mid-Flood | Sunny             | ISS     | 14:38:47 | 7.6      | Bottom  | 3          | 2         | 16.09           | 8.34 | 27.63         | 95.7  | 7.97     | 5.1            | 4.3      |
| HKLR    | HY/2011/03 | 2016-02-05        | Mid-Flood | Sunny             | IS(Mf)6 | 14:47:22 | 1.0      | Surface | 1          | 1         | 16.41           | 8.29 | 27.86         | 96.5  | 7.98     | 4.5            | 4.9      |
| HKLR    | HY/2011/03 | 2016-02-05        | Mid-Flood | Sunny             | IS(Mf)6 | 14:47:36 | 1.0      | Surface | 1          | 2         | 16.37           | 8.29 | 27.88         | 96    | 7.94     | 4.2            | 3.9      |
| HKLR    | HY/2011/03 | 2016-02-05        | Mid-Flood | Sunny             | IS(Mf)6 | 14:47:28 | 2.3      | Bottom  | 3          | 1         | 16.38           | 8.29 | 27.89         | 96.2  | 7.95     | 4.3            | 5.8      |
| HKLR    | HY/2011/03 | 2016-02-05        | Mid-Flood | Sunny             | IS(Mf)6 | 14:47:13 | 2.3      | Bottom  | 3          | 2         | 16.37           | 8.29 | 27.88         | 96.9  | 8.01     | 4.6            | 5.6      |
| HKLR    | HY/2011/03 | 2016-02-05        | Mid-Flood | Sunny             | IS7     | 14:55:18 | 1.0      | Surface | 1          | 1         | 16.38           | 8.29 | 27.91         | 95    | 7.85     | 4.2            | 5.2      |
| HKLR    | HY/2011/03 | 2016-02-05        | Mid-Flood | Sunny             | IS7     | 14:55:34 | 1.0      | Surface | 1          | 2         | 16.38           | 8.29 | 27.92         | 95    | 7.85     | 4.1            | 5.3      |

## Water Quality Monitoring Data

| Project | Works      | Date (yyyy-mm-dd) | Tide      | Weather Condition | Station | Time     | Depth, m | Level   | Level_Code | Replicate | Temperature, °C | pH   | Salinity, ppt | DO, % | DO, mg/L | Turbidity, NTU | SS, mg/L |
|---------|------------|-------------------|-----------|-------------------|---------|----------|----------|---------|------------|-----------|-----------------|------|---------------|-------|----------|----------------|----------|
| HKLR    | HY/2011/03 | 2016-02-05        | Mid-Flood | Sunny             | IS7     | 14:55:09 | 2.3      | Bottom  | 3          | 1         | 16.36           | 8.29 | 27.93         | 94.9  | 7.85     | 4.2            | 5        |
| HKLR    | HY/2011/03 | 2016-02-05        | Mid-Flood | Sunny             | IS7     | 14:55:26 | 2.3      | Bottom  | 3          | 2         | 16.36           | 8.29 | 27.94         | 94.9  | 7.84     | 4.2            | 5.6      |
| HKLR    | HY/2011/03 | 2016-02-05        | Mid-Flood | Sunny             | IS8     | 15:25:16 | 1.0      | Surface | 1          | 1         | 16.31           | 8.28 | 27.63         | 98.1  | 8.13     | 77.8           | 25.1     |
| HKLR    | HY/2011/03 | 2016-02-05        | Mid-Flood | Sunny             | IS8     | 15:24:57 | 1.0      | Surface | 1          | 2         | 16.31           | 8.28 | 27.6          | 99.3  | 8.23     | 75.5           | 25.7     |
| HKLR    | HY/2011/03 | 2016-02-05        | Mid-Flood | Sunny             | IS8     | 15:25:04 | 2.8      | Bottom  | 3          | 1         | 16.3            | 8.28 | 27.65         | 98.7  | 8.19     | 72.7           | 25.3     |
| HKLR    | HY/2011/03 | 2016-02-05        | Mid-Flood | Sunny             | IS8     | 15:24:44 | 2.8      | Bottom  | 3          | 2         | 16.25           | 8.27 | 27.69         | 100.1 | 8.31     | 70.8           | 24.9     |
| HKLR    | HY/2011/03 | 2016-02-05        | Mid-Flood | Sunny             | IS(Mf)9 | 15:03:51 | 1.0      | Surface | 1          | 1         | 16.18           | 8.28 | 27.87         | 97.4  | 8.08     | 4.3            | 4.6      |
| HKLR    | HY/2011/03 | 2016-02-05        | Mid-Flood | Sunny             | IS(Mf)9 | 15:03:32 | 1.0      | Surface | 1          | 2         | 16.18           | 8.28 | 27.85         | 98    | 8.13     | 4.2            | 4.6      |
| HKLR    | HY/2011/03 | 2016-02-05        | Mid-Flood | Sunny             | IS(Mf)9 | 15:03:44 | 2.5      | Bottom  | 3          | 1         | 16.18           | 8.28 | 27.91         | 97.4  | 8.09     | 4.3            | 4.9      |
| HKLR    | HY/2011/03 | 2016-02-05        | Mid-Flood | Sunny             | IS(Mf)9 | 15:03:24 | 2.5      | Bottom  | 3          | 2         | 16.18           | 8.28 | 27.89         | 98.3  | 8.16     | 4.3            | 4.9      |
| HKLR    | HY/2011/03 | 2016-02-05        | Mid-Flood | Sunny             | IS10    | 15:50:24 | 1.0      | Surface | 1          | 1         | 12.33           | 8.36 | 25.33         | 100.8 | 9.04     | 2.6            | 2.6      |
| HKLR    | HY/2011/03 | 2016-02-05        | Mid-Flood | Sunny             | IS10    | 15:49:44 | 1.0      | Surface | 1          | 2         | 12.33           | 8.35 | 25.29         | 100.9 | 9.21     | 2.6            | 3.3      |
| HKLR    | HY/2011/03 | 2016-02-05        | Mid-Flood | Sunny             | IS10    | 15:50:08 | 5.3      | Middle  | 2          | 1         | 12.35           | 8.35 | 25.55         | 98.7  | 9.01     | 2.6            | 2.9      |
| HKLR    | HY/2011/03 | 2016-02-05        | Mid-Flood | Sunny             | IS10    | 15:49:18 | 5.3      | Middle  | 2          | 2         | 12.34           | 8.34 | 25.47         | 100.4 | 9        | 2.7            | 4.2      |
| HKLR    | HY/2011/03 | 2016-02-05        | Mid-Flood | Sunny             | IS10    | 15:49:57 | 9.5      | Bottom  | 3          | 1         | 12.39           | 8.34 | 27.98         | 98.1  | 8.94     | 2.7            | 4.2      |
| HKLR    | HY/2011/03 | 2016-02-05        | Mid-Flood | Sunny             | IS10    | 15:49:06 | 9.5      | Bottom  | 3          | 2         | 12.4            | 8.32 | 27.94         | 98    | 8.93     | 2.7            | 4.2      |
| HKLR    | HY/2011/03 | 2016-02-05        | Mid-Flood | Sunny             | SR3     | 14:27:14 | 0.8      | Middle  | 2          | 1         | 16.42           | 8.33 | 26.75         | 103.7 | 8.63     | 4.7            | 11.4     |
| HKLR    | HY/2011/03 | 2016-02-05        | Mid-Flood | Sunny             | SR3     | 14:27:07 | 0.8      | Middle  | 2          | 2         | 16.43           | 8.32 | 26.64         | 104   | 8.66     | 4.7            | 12.9     |
| HKLR    | HY/2011/03 | 2016-02-05        | Mid-Flood | Sunny             | SR4     | 15:15:00 | 1.0      | Surface | 1          | 1         | 16.33           | 8.29 | 27.59         | 98    | 8.13     | 54.4           | 36.6     |
| HKLR    | HY/2011/03 | 2016-02-05        | Mid-Flood | Sunny             | SR4     | 15:15:34 | 1.0      | Surface | 1          | 2         | 16.32           | 8.29 | 27.6          | 97.4  | 8.08     | 56.9           | 36.4     |
| HKLR    | HY/2011/03 | 2016-02-05        | Mid-Flood | Sunny             | SR4     | 15:15:07 | 2.6      | Bottom  | 3          | 1         | 16.32           | 8.29 | 27.63         | 97.7  | 8.1      | 61.7           | 37.5     |
| HKLR    | HY/2011/03 | 2016-02-05        | Mid-Flood | Sunny             | SR4     | 15:14:51 | 2.6      | Bottom  | 3          | 2         | 16.31           | 8.29 | 27.63         | 98    | 8.13     | 60.7           | 37.1     |
| HKLR    | HY/2011/03 | 2016-02-05        | Mid-Flood | Sunny             | SR5     | 15:37:03 | 1.0      | Surface | 1          | 1         | 12.33           | 8.31 | 26.17         | 100.6 | 9.14     | 2              | 3.8      |
| HKLR    | HY/2011/03 | 2016-02-05        | Mid-Flood | Sunny             | SR5     | 15:37:31 | 1.0      | Surface | 1          | 2         | 12.32           | 8.3  | 25.6          | 99.5  | 9.07     | 2.1            | 3.6      |
| HKLR    | HY/2011/03 | 2016-02-05        | Mid-Flood | Sunny             | SR5     | 15:37:21 | 4.2      | Bottom  | 3          | 1         | 12.32           | 8.28 | 25.45         | 100.5 | 9.17     | 2.1            | 3.9      |
| HKLR    | HY/2011/03 | 2016-02-05        | Mid-Flood | Sunny             | SR5     | 15:36:48 | 4.2      | Bottom  | 3          | 2         | 12.32           | 8.3  | 26.47         | 99.9  | 9.05     | 2.2            | 3.8      |
| HKLR    | HY/2011/03 | 2016-02-05        | Mid-Flood | Sunny             | SR10A   | 16:42:06 | 1.0      | Surface | 1          | 1         | 16.26           | 8.31 | 28.66         | 98    | 8.09     | 1.7            | 4        |
| HKLR    | HY/2011/03 | 2016-02-05        | Mid-Flood | Sunny             | SR10A   | 16:41:28 | 1.0      | Surface | 1          | 2         | 16.26           | 8.31 | 28.64         | 98    | 8.09     | 1.8            | 2.3      |
| HKLR    | HY/2011/03 | 2016-02-05        | Mid-Flood | Sunny             | SR10A   | 16:41:54 | 3.3      | Middle  | 2          | 1         | 16.27           | 8.31 | 28.86         | 97.8  | 8.05     | 1.8            | 2.7      |
| HKLR    | HY/2011/03 | 2016-02-05        | Mid-Flood | Sunny             | SR10A   | 16:41:11 | 3.3      | Middle  | 2          | 2         | 16.27           | 8.31 | 28.84         | 97.8  | 8.06     | 1.7            | 2.1      |
| HKLR    | HY/2011/03 | 2016-02-05        | Mid-Flood | Sunny             | SR10A   | 16:41:02 | 5.5      | Bottom  | 3          | 1         | 16.27           | 8.31 | 28.96         | 97.9  | 8.06     | 1.7            | 4        |
| HKLR    | HY/2011/03 | 2016-02-05        | Mid-Flood | Sunny             | SR10A   | 16:41:47 | 5.5      | Bottom  | 3          | 2         | 16.29           | 8.3  | 29.03         | 97.8  | 8.05     | 1.8            | 3.1      |
| HKLR    | HY/2011/03 | 2016-02-05        | Mid-Flood | Sunny             | SR10B   | 16:57:11 | 1.0      | Surface | 1          | 1         | 16.26           | 8.31 | 28.68         | 98.1  | 8.09     | 1.7            | 3.1      |
| HKLR    | HY/2011/03 | 2016-02-05        | Mid-Flood | Sunny             | SR10B   | 16:56:47 | 1.0      | Surface | 1          | 2         | 16.27           | 8.31 | 28.71         | 98    | 8.08     | 1.7            | 3.3      |
| HKLR    | HY/2011/03 | 2016-02-05        | Mid-Flood | Sunny             | SR10B   | 16:56:55 | 4.6      | Bottom  | 3          | 1         | 16.27           | 8.31 | 28.81         | 97.9  | 8.07     | 1.7            | 3.4      |
| HKLR    | HY/2011/03 | 2016-02-05        | Mid-Flood | Sunny             | SR10B   | 16:56:38 | 4.6      | Bottom  | 3          | 2         | 16.27           | 8.31 | 28.83         | 98    | 8.07     | 1.7            | 4        |
| HKLR    | HY/2011/03 | 2016-02-05        | Mid-Flood | Sunny             | CS2     | 14:23:40 | 1.0      | Surface | 1          | 1         | 12.28           | 8.33 | 30.99         | 99.7  | 8.79     | 1.5            | 3.1      |
| HKLR    | HY/2011/03 | 2016-02-05        | Mid-Flood | Sunny             | CS2     | 14:23:02 | 1.0      | Surface | 1          | 2         | 12.27           | 8.33 | 31.7          | 100.3 | 8.8      | 1.5            | 2.2      |
| HKLR    | HY/2011/03 | 2016-02-05        | Mid-Flood | Sunny             | CS2     | 14:23:30 | 4.0      | Middle  | 2          | 1         | 12.31           | 8.33 | 31.5          | 98.9  | 8.6      | 1.5            | 3.3      |
| HKLR    | HY/2011/03 | 2016-02-05        | Mid-Flood | Sunny             | CS2     | 14:22:52 | 4.0      | Middle  | 2          | 2         | 12.27           | 8.33 | 31.96         | 101.2 | 8.73     | 1.5            | 3        |
| HKLR    | HY/2011/03 | 2016-02-05        | Mid-Flood | Sunny             | CS2     | 14:23:21 | 6.9      | Bottom  | 3          | 1         | 12.39           | 8.32 | 34.08         | 98.6  | 8.51     | 1.5            | 3.4      |
| HKLR    | HY/2011/03 | 2016-02-05        | Mid-Flood | Sunny             | CS2     | 14:22:32 | 6.9      | Bottom  | 3          | 2         | 12.34           | 8.31 | 34.32         | 98.6  | 8.64     | 1.4            | 2.6      |
| HKLR    | HY/2011/03 | 2016-02-05        | Mid-Flood | Sunny             | CS(Mf)5 | 16:10:23 | 1.0      | Surface | 1          | 1         | 16.26           | 8.31 | 28.63         | 98    | 8.08     | 1.7            | 3.6      |
| HKLR    | HY/2011/03 | 2016-02-05        | Mid-Flood | Sunny             | CS(Mf)5 | 16:09:27 | 1.0      | Surface | 1          | 2         | 16.26           | 8.31 | 28.67         | 98    | 8.09     | 1.8            | 3.7      |
| HKLR    | HY/2011/03 | 2016-02-05        | Mid-Flood | Sunny             | CS(Mf)5 | 16:09:12 | 6.8      | Middle  | 2          | 1         | 16.29           | 8.31 | 29.08         | 97.9  | 8.05     | 1.6            | 3.3      |
| HKLR    | HY/2011/03 | 2016-02-05        | Mid-Flood | Sunny             | CS(Mf)5 | 16:10:01 | 6.8      | Middle  | 2          | 2         | 16.28           | 8.31 | 29.05         | 97.7  | 8.04     | 1.5            | 3.4      |
| HKLR    | HY/2011/03 | 2016-02-05        | Mid-Flood | Sunny             | CS(Mf)5 | 16:09:07 | 12.5     | Bottom  | 3          | 1         | 16.28           | 8.31 | 29.1          | 98    | 8.06     | 1.7            | 3.9      |
| HKLR    | HY/2011/03 | 2016-02-05        | Mid-Flood | Sunny             | CS(Mf)5 | 16:09:52 | 12.5     | Bottom  | 3          | 2         | 16.28           | 8.31 | 29.05         | 97.9  | 8.05     | 1.6            | 2.1      |
| HKLR    | HY/2011/03 | 2016-02-11        | Mid-Ebb   | Cloudy            | ISS     | 13:58:13 | 1.0      | Surface | 1          | 1         | 15.99           | 8.3  | 28.9          | 97.1  | 8.04     | 8.5            | 11.3     |
| HKLR    | HY/2011/03 | 2016-02-11        | Mid-Ebb   | Cloudy            | ISS     | 13:57:35 | 1.0      | Surface | 1          | 2         | 15.99           | 8.32 | 28.73         | 97.1  | 8.05     | 8.6            | 10.6     |
| HKLR    | HY/2011/03 | 2016-02-11        | Mid-Ebb   | Cloudy            | ISS     | 13:58:01 | 4.0      | Middle  | 2          | 1         | 15.97           | 8.31 | 28.92         | 96.8  | 8.02     | 8.4            | 13.1     |
| HKLR    | HY/2011/03 | 2016-02-11        | Mid-Ebb   | Cloudy            | ISS     | 13:57:19 | 4.0      | Middle  | 2          | 2         | 15.97           | 8.33 | 28.72         | 96.8  | 8.03     | 8.5            | 12.9     |

## Water Quality Monitoring Data

| Project | Works      | Date (yyyy-mm-dd) | Tide    | Weather Condition | Station | Time     | Depth, m | Level   | Level_Code | Replicate | Temperature, °C | pH   | Salinity, ppt | DO, % | DO, mg/L | Turbidity, NTU | SS, mg/L |
|---------|------------|-------------------|---------|-------------------|---------|----------|----------|---------|------------|-----------|-----------------|------|---------------|-------|----------|----------------|----------|
| HKLR    | HY/2011/03 | 2016-02-11        | Mid-Ebb | Cloudy            | IS5     | 13:57:10 | 7.0      | Bottom  | 3          | 1         | 15.96           | 8.33 | 28.73         | 96.7  | 8.02     | 8.4            | 13.9     |
| HKLR    | HY/2011/03 | 2016-02-11        | Mid-Ebb | Cloudy            | IS5     | 13:57:48 | 7.0      | Bottom  | 3          | 2         | 15.97           | 8.32 | 28.89         | 96.7  | 8.02     | 8.5            | 14.1     |
| HKLR    | HY/2011/03 | 2016-02-11        | Mid-Ebb | Cloudy            | IS(Mf)6 | 14:04:42 | 1.0      | Surface | 1          | 1         | 16.03           | 8.28 | 29.59         | 97.2  | 8.01     | 8.4            | 8.4      |
| HKLR    | HY/2011/03 | 2016-02-11        | Mid-Ebb | Cloudy            | IS(Mf)6 | 14:04:28 | 1.0      | Surface | 1          | 2         | 16.03           | 8.28 | 29.59         | 97    | 7.99     | 8.5            | 7.1      |
| HKLR    | HY/2011/03 | 2016-02-11        | Mid-Ebb | Cloudy            | IS(Mf)6 | 14:04:19 | 2.3      | Bottom  | 3          | 1         | 16.03           | 8.28 | 29.62         | 96.7  | 7.97     | 8.5            | 9.2      |
| HKLR    | HY/2011/03 | 2016-02-11        | Mid-Ebb | Cloudy            | IS(Mf)6 | 14:04:34 | 2.3      | Bottom  | 3          | 2         | 16.03           | 8.28 | 29.61         | 97    | 8        | 8.4            | 8.9      |
| HKLR    | HY/2011/03 | 2016-02-11        | Mid-Ebb | Cloudy            | IS7     | 14:12:49 | 1.0      | Surface | 1          | 1         | 16.1            | 8.27 | 29.54         | 97.5  | 8.03     | 7.4            | 8.5      |
| HKLR    | HY/2011/03 | 2016-02-11        | Mid-Ebb | Cloudy            | IS7     | 14:13:06 | 1.0      | Surface | 1          | 2         | 16.09           | 8.27 | 29.53         | 97.5  | 8.03     | 7.5            | 8.8      |
| HKLR    | HY/2011/03 | 2016-02-11        | Mid-Ebb | Cloudy            | IS7     | 14:12:55 | 2.2      | Bottom  | 3          | 1         | 16.05           | 8.27 | 29.57         | 97.5  | 8.03     | 7.5            | 8.1      |
| HKLR    | HY/2011/03 | 2016-02-11        | Mid-Ebb | Cloudy            | IS7     | 14:12:40 | 2.2      | Bottom  | 3          | 2         | 16.04           | 8.27 | 29.58         | 97.4  | 8.03     | 7.7            | 8.6      |
| HKLR    | HY/2011/03 | 2016-02-11        | Mid-Ebb | Cloudy            | IS8     | 14:33:27 | 1.0      | Surface | 1          | 1         | 16.28           | 8.28 | 28.94         | 100.8 | 8.29     | 8.7            | 4        |
| HKLR    | HY/2011/03 | 2016-02-11        | Mid-Ebb | Cloudy            | IS8     | 14:33:43 | 1.0      | Surface | 1          | 2         | 16.29           | 8.28 | 28.95         | 100.8 | 8.3      | 8.5            | 4.4      |
| HKLR    | HY/2011/03 | 2016-02-11        | Mid-Ebb | Cloudy            | IS8     | 14:33:19 | 2.8      | Bottom  | 3          | 1         | 16.28           | 8.28 | 29.15         | 100.6 | 8.27     | 9.1            | 5.8      |
| HKLR    | HY/2011/03 | 2016-02-11        | Mid-Ebb | Cloudy            | IS8     | 14:33:35 | 2.8      | Bottom  | 3          | 2         | 16.28           | 8.27 | 29.17         | 100.6 | 8.27     | 8.4            | 4.1      |
| HKLR    | HY/2011/03 | 2016-02-11        | Mid-Ebb | Cloudy            | IS(Mf)9 | 14:18:32 | 1.0      | Surface | 1          | 1         | 16.51           | 8.28 | 29.17         | 99.6  | 8.15     | 4.4            | 3.8      |
| HKLR    | HY/2011/03 | 2016-02-11        | Mid-Ebb | Cloudy            | IS(Mf)9 | 14:18:51 | 1.0      | Surface | 1          | 2         | 16.56           | 8.28 | 29.08         | 100.5 | 8.22     | 4.5            | 3.7      |
| HKLR    | HY/2011/03 | 2016-02-11        | Mid-Ebb | Cloudy            | IS(Mf)9 | 14:18:25 | 2.7      | Bottom  | 3          | 1         | 16.45           | 8.28 | 29.28         | 98.8  | 8.09     | 4.6            | 4.9      |
| HKLR    | HY/2011/03 | 2016-02-11        | Mid-Ebb | Cloudy            | IS(Mf)9 | 14:18:40 | 2.7      | Bottom  | 3          | 2         | 16.39           | 8.28 | 29.36         | 99.4  | 8.15     | 4.6            | 5.1      |
| HKLR    | HY/2011/03 | 2016-02-11        | Mid-Ebb | Cloudy            | IS10    | 14:51:11 | 1.0      | Surface | 1          | 1         | 12.33           | 8.29 | 27.19         | 99.9  | 9.01     | 4.1            | 5.6      |
| HKLR    | HY/2011/03 | 2016-02-11        | Mid-Ebb | Cloudy            | IS10    | 14:51:58 | 1.0      | Surface | 1          | 2         | 12.32           | 8.28 | 27.36         | 99.9  | 9.02     | 3.8            | 5.4      |
| HKLR    | HY/2011/03 | 2016-02-11        | Mid-Ebb | Cloudy            | IS10    | 14:51:03 | 5.2      | Middle  | 2          | 1         | 12.2            | 8.28 | 28.74         | 99.5  | 8.91     | 4.3            | 5.9      |
| HKLR    | HY/2011/03 | 2016-02-11        | Mid-Ebb | Cloudy            | IS10    | 14:51:41 | 5.2      | Middle  | 2          | 2         | 12.22           | 8.26 | 28.85         | 99.5  | 8.9      | 4.1            | 5.8      |
| HKLR    | HY/2011/03 | 2016-02-11        | Mid-Ebb | Cloudy            | IS10    | 14:50:55 | 9.4      | Bottom  | 3          | 1         | 12.33           | 8.27 | 28.84         | 99.5  | 8.88     | 4.4            | 6.1      |
| HKLR    | HY/2011/03 | 2016-02-11        | Mid-Ebb | Cloudy            | IS10    | 14:51:25 | 9.4      | Bottom  | 3          | 2         | 12.31           | 8.22 | 28.79         | 99.5  | 8.87     | 4.3            | 5.1      |
| HKLR    | HY/2011/03 | 2016-02-11        | Mid-Ebb | Cloudy            | SR3     | 13:46:35 | 0.7      | Middle  | 2          | 1         | 16.04           | 8.4  | 27.81         | 95.7  | 7.97     | 8.6            | 11.2     |
| HKLR    | HY/2011/03 | 2016-02-11        | Mid-Ebb | Cloudy            | SR3     | 13:46:41 | 0.7      | Middle  | 2          | 2         | 16.05           | 8.39 | 27.88         | 96.1  | 8        | 8.1            | 10.9     |
| HKLR    | HY/2011/03 | 2016-02-11        | Mid-Ebb | Cloudy            | SR4     | 14:28:00 | 1.0      | Surface | 1          | 1         | 16.27           | 8.29 | 28.96         | 99.2  | 8.16     | 8.8            | 3.8      |
| HKLR    | HY/2011/03 | 2016-02-11        | Mid-Ebb | Cloudy            | SR4     | 14:28:19 | 1.0      | Surface | 1          | 2         | 16.29           | 8.29 | 28.79         | 99.7  | 8.21     | 8.6            | 4.4      |
| HKLR    | HY/2011/03 | 2016-02-11        | Mid-Ebb | Cloudy            | SR4     | 14:28:07 | 2.9      | Bottom  | 3          | 1         | 16.26           | 8.28 | 29.2          | 99.3  | 8.17     | 8.8            | 6.7      |
| HKLR    | HY/2011/03 | 2016-02-11        | Mid-Ebb | Cloudy            | SR4     | 14:27:54 | 2.9      | Bottom  | 3          | 2         | 16.28           | 8.29 | 29.12         | 98.8  | 8.13     | 8.6            | 5.3      |
| HKLR    | HY/2011/03 | 2016-02-11        | Mid-Ebb | Cloudy            | SR5     | 14:40:25 | 1.0      | Surface | 1          | 1         | 12.19           | 8.26 | 29.77         | 99.4  | 8.85     | 4.4            | 4.6      |
| HKLR    | HY/2011/03 | 2016-02-11        | Mid-Ebb | Cloudy            | SR5     | 14:40:03 | 1.0      | Surface | 1          | 2         | 12.18           | 8.24 | 29.97         | 99.7  | 8.87     | 4.3            | 4.5      |
| HKLR    | HY/2011/03 | 2016-02-11        | Mid-Ebb | Cloudy            | SR5     | 14:40:15 | 4.2      | Bottom  | 3          | 1         | 12.19           | 8.24 | 29.99         | 98.9  | 8.78     | 4.6            | 4        |
| HKLR    | HY/2011/03 | 2016-02-11        | Mid-Ebb | Cloudy            | SR5     | 14:39:56 | 4.2      | Bottom  | 3          | 2         | 12.24           | 8.23 | 30.08         | 97.6  | 8.66     | 4.6            | 4.2      |
| HKLR    | HY/2011/03 | 2016-02-11        | Mid-Ebb | Cloudy            | SR10A   | 15:51:28 | 1.0      | Surface | 1          | 1         | 16.1            | 8.25 | 27.8          | 98    | 8.15     | 3.9            | 5        |
| HKLR    | HY/2011/03 | 2016-02-11        | Mid-Ebb | Cloudy            | SR10A   | 15:51:53 | 1.0      | Surface | 1          | 2         | 16.11           | 8.25 | 27.8          | 98.2  | 8.17     | 4              | 5.1      |
| HKLR    | HY/2011/03 | 2016-02-11        | Mid-Ebb | Cloudy            | SR10A   | 15:51:46 | 3.2      | Middle  | 2          | 1         | 16.1            | 8.25 | 27.82         | 98    | 8.15     | 4.1            | 5.4      |
| HKLR    | HY/2011/03 | 2016-02-11        | Mid-Ebb | Cloudy            | SR10A   | 15:51:22 | 3.2      | Middle  | 2          | 2         | 16.1            | 8.25 | 27.82         | 98    | 8.15     | 3.9            | 5.9      |
| HKLR    | HY/2011/03 | 2016-02-11        | Mid-Ebb | Cloudy            | SR10A   | 15:51:36 | 5.3      | Bottom  | 3          | 1         | 16.1            | 8.25 | 27.85         | 98    | 8.15     | 4              | 4.7      |
| HKLR    | HY/2011/03 | 2016-02-11        | Mid-Ebb | Cloudy            | SR10A   | 15:51:05 | 5.3      | Bottom  | 3          | 2         | 16.09           | 8.25 | 27.89         | 97.9  | 8.14     | 3.9            | 4.9      |
| HKLR    | HY/2011/03 | 2016-02-11        | Mid-Ebb | Cloudy            | SR10B   | 16:00:12 | 1.0      | Surface | 1          | 1         | 16.12           | 8.25 | 27.76         | 98.3  | 8.18     | 4.1            | 5.5      |
| HKLR    | HY/2011/03 | 2016-02-11        | Mid-Ebb | Cloudy            | SR10B   | 16:00:31 | 1.0      | Surface | 1          | 2         | 16.12           | 8.25 | 27.74         | 98.4  | 8.18     | 4.1            | 6        |
| HKLR    | HY/2011/03 | 2016-02-11        | Mid-Ebb | Cloudy            | SR10B   | 16:00:05 | 4.1      | Bottom  | 3          | 1         | 16.11           | 8.25 | 27.79         | 98.2  | 8.17     | 4.2            | 4.6      |
| HKLR    | HY/2011/03 | 2016-02-11        | Mid-Ebb | Cloudy            | SR10B   | 16:00:20 | 4.1      | Bottom  | 3          | 2         | 16.12           | 8.25 | 27.76         | 98.2  | 8.17     | 4              | 6.4      |
| HKLR    | HY/2011/03 | 2016-02-11        | Mid-Ebb | Cloudy            | CS2     | 13:25:45 | 1.0      | Surface | 1          | 1         | 12.18           | 8.27 | 30.35         | 98.1  | 8.67     | 3.4            | 5.2      |
| HKLR    | HY/2011/03 | 2016-02-11        | Mid-Ebb | Cloudy            | CS2     | 13:26:14 | 1.0      | Surface | 1          | 2         | 12.16           | 8.27 | 29.73         | 98.3  | 8.76     | 3.3            | 5.1      |
| HKLR    | HY/2011/03 | 2016-02-11        | Mid-Ebb | Cloudy            | CS2     | 13:25:37 | 4.1      | Middle  | 2          | 1         | 12.12           | 8.27 | 31.12         | 97.5  | 8.62     | 3.5            | 5.6      |
| HKLR    | HY/2011/03 | 2016-02-11        | Mid-Ebb | Cloudy            | CS2     | 13:26:06 | 4.1      | Middle  | 2          | 2         | 12.1            | 8.26 | 31.1          | 97.6  | 8.66     | 3.6            | 4.9      |
| HKLR    | HY/2011/03 | 2016-02-11        | Mid-Ebb | Cloudy            | CS2     | 13:25:27 | 7.1      | Bottom  | 3          | 1         | 12.11           | 8.27 | 31.39         | 95.9  | 8.46     | 3.8            | 6.1      |
| HKLR    | HY/2011/03 | 2016-02-11        | Mid-Ebb | Cloudy            | CS2     | 13:25:56 | 7.1      | Bottom  | 3          | 2         | 12.12           | 8.26 | 31.07         | 97    | 8.57     | 3.9            | 6.1      |
| HKLR    | HY/2011/03 | 2016-02-11        | Mid-Ebb | Cloudy            | CS(Mf)5 | 15:12:54 | 1.0      | Surface | 1          | 1         | 16.08           | 8.26 | 27.93         | 96.9  | 8.06     | 4.7            | 5.1      |
| HKLR    | HY/2011/03 | 2016-02-11        | Mid-Ebb | Cloudy            | CS(Mf)5 | 15:12:27 | 1.0      | Surface | 1          | 2         | 16.07           | 8.26 | 27.92         | 96.8  | 8.05     | 4.8            | 4.4      |

## Water Quality Monitoring Data

| Project | Works      | Date (yyyy-mm-dd) | Tide      | Weather Condition | Station | Time     | Depth, m | Level   | Level_Code | Replicate | Temperature, °C | pH   | Salinity, ppt | DO, % | DO, mg/L | Turbidity, NTU | SS, mg/L |
|---------|------------|-------------------|-----------|-------------------|---------|----------|----------|---------|------------|-----------|-----------------|------|---------------|-------|----------|----------------|----------|
| HKLR    | HY/2011/03 | 2016-02-11        | Mid-Ebb   | Cloudy            | CS(Mf)5 | 15:12:46 | 6.2      | Middle  | 2          | 1         | 15.97           | 8.26 | 28.21         | 96.5  | 8.03     | 4.9            | 6.8      |
| HKLR    | HY/2011/03 | 2016-02-11        | Mid-Ebb   | Cloudy            | CS(Mf)5 | 15:12:17 | 6.2      | Middle  | 2          | 2         | 15.95           | 8.26 | 28.27         | 96.2  | 8        | 5.2            | 5.9      |
| HKLR    | HY/2011/03 | 2016-02-11        | Mid-Ebb   | Cloudy            | CS(Mf)5 | 15:12:09 | 11.3     | Bottom  | 3          | 1         | 16.01           | 8.26 | 28.28         | 96.2  | 7.99     | 5.2            | 6.4      |
| HKLR    | HY/2011/03 | 2016-02-11        | Mid-Ebb   | Cloudy            | CS(Mf)5 | 15:12:38 | 11.3     | Bottom  | 3          | 2         | 16.01           | 8.26 | 28.26         | 96.5  | 8.02     | 5.1            | 7.6      |
| HKLR    | HY/2011/03 | 2016-02-11        | Mid-Flood | Cloudy            | IS5     | 09:51:55 | 1.0      | Surface | 1          | 1         | 15.88           | 8.26 | 27.54         | 98.2  | 8.21     | 5.2            | 8.5      |
| HKLR    | HY/2011/03 | 2016-02-11        | Mid-Flood | Cloudy            | IS5     | 09:52:21 | 1.0      | Surface | 1          | 2         | 15.88           | 8.26 | 27.56         | 98.2  | 8.22     | 5.2            | 8.4      |
| HKLR    | HY/2011/03 | 2016-02-11        | Mid-Flood | Cloudy            | IS5     | 09:52:12 | 4.3      | Middle  | 2          | 1         | 15.87           | 8.26 | 27.6          | 98.1  | 8.21     | 5.3            | 7.1      |
| HKLR    | HY/2011/03 | 2016-02-11        | Mid-Flood | Cloudy            | IS5     | 09:51:46 | 4.3      | Middle  | 2          | 2         | 15.88           | 8.26 | 27.6          | 98    | 8.2      | 5.1            | 7.5      |
| HKLR    | HY/2011/03 | 2016-02-11        | Mid-Flood | Cloudy            | IS5     | 09:51:38 | 7.5      | Bottom  | 3          | 1         | 15.89           | 8.26 | 27.62         | 97.9  | 8.18     | 5.3            | 7.7      |
| HKLR    | HY/2011/03 | 2016-02-11        | Mid-Flood | Cloudy            | IS5     | 09:52:04 | 7.5      | Bottom  | 3          | 2         | 15.88           | 8.26 | 27.6          | 98    | 8.2      | 5.3            | 8.9      |
| HKLR    | HY/2011/03 | 2016-02-11        | Mid-Flood | Cloudy            | IS(Mf)6 | 09:42:52 | 1.0      | Surface | 1          | 1         | 15.91           | 8.26 | 27.55         | 99.3  | 8.3      | 5.4            | 6.8      |
| HKLR    | HY/2011/03 | 2016-02-11        | Mid-Flood | Cloudy            | IS(Mf)6 | 09:42:38 | 1.0      | Surface | 1          | 2         | 15.91           | 8.26 | 27.56         | 99.1  | 8.28     | 5.5            | 6.4      |
| HKLR    | HY/2011/03 | 2016-02-11        | Mid-Flood | Cloudy            | IS(Mf)6 | 09:42:29 | 2.2      | Bottom  | 3          | 1         | 15.91           | 8.26 | 27.64         | 98.8  | 8.26     | 5.4            | 5.3      |
| HKLR    | HY/2011/03 | 2016-02-11        | Mid-Flood | Cloudy            | IS(Mf)6 | 09:42:44 | 2.2      | Bottom  | 3          | 2         | 15.91           | 8.26 | 27.57         | 99.1  | 8.29     | 5.4            | 5.9      |
| HKLR    | HY/2011/03 | 2016-02-11        | Mid-Flood | Cloudy            | IS7     | 09:36:46 | 1.0      | Surface | 1          | 1         | 15.93           | 8.26 | 27.66         | 99.4  | 8.3      | 6.7            | 8.5      |
| HKLR    | HY/2011/03 | 2016-02-11        | Mid-Flood | Cloudy            | IS7     | 09:36:32 | 1.0      | Surface | 1          | 2         | 15.93           | 8.26 | 27.67         | 99.3  | 8.3      | 6.7            | 8        |
| HKLR    | HY/2011/03 | 2016-02-11        | Mid-Flood | Cloudy            | IS7     | 09:36:39 | 2.3      | Bottom  | 3          | 1         | 15.93           | 8.26 | 27.67         | 99.3  | 8.3      | 6.7            | 10.3     |
| HKLR    | HY/2011/03 | 2016-02-11        | Mid-Flood | Cloudy            | IS7     | 09:36:26 | 2.3      | Bottom  | 3          | 2         | 15.93           | 8.26 | 27.68         | 99.3  | 8.3      | 6.9            | 10       |
| HKLR    | HY/2011/03 | 2016-02-11        | Mid-Flood | Cloudy            | IS8     | 09:13:11 | 1.0      | Surface | 1          | 1         | 15.84           | 8.23 | 27.34         | 97.6  | 8.19     | 5.4            | 6.6      |
| HKLR    | HY/2011/03 | 2016-02-11        | Mid-Flood | Cloudy            | IS8     | 09:13:27 | 1.0      | Surface | 1          | 2         | 15.84           | 8.24 | 27.32         | 97.6  | 8.19     | 5.3            | 6.7      |
| HKLR    | HY/2011/03 | 2016-02-11        | Mid-Flood | Cloudy            | IS8     | 09:13:17 | 3.1      | Bottom  | 3          | 1         | 15.84           | 8.23 | 27.39         | 97.6  | 8.18     | 5.3            | 7.9      |
| HKLR    | HY/2011/03 | 2016-02-11        | Mid-Flood | Cloudy            | IS8     | 09:13:04 | 3.1      | Bottom  | 3          | 2         | 15.84           | 8.23 | 27.41         | 97.6  | 8.18     | 5.4            | 8.1      |
| HKLR    | HY/2011/03 | 2016-02-11        | Mid-Flood | Cloudy            | IS(Mf)9 | 09:29:51 | 1.0      | Surface | 1          | 1         | 15.85           | 8.25 | 27.38         | 97.6  | 8.18     | 4.8            | 6.2      |
| HKLR    | HY/2011/03 | 2016-02-11        | Mid-Flood | Cloudy            | IS(Mf)9 | 09:29:38 | 1.0      | Surface | 1          | 2         | 15.84           | 8.25 | 27.34         | 97.7  | 8.19     | 4.8            | 5.9      |
| HKLR    | HY/2011/03 | 2016-02-11        | Mid-Flood | Cloudy            | IS(Mf)9 | 09:29:30 | 2.8      | Bottom  | 3          | 1         | 15.84           | 8.25 | 27.39         | 97.6  | 8.18     | 4.8            | 6.2      |
| HKLR    | HY/2011/03 | 2016-02-11        | Mid-Flood | Cloudy            | IS(Mf)9 | 09:29:45 | 2.8      | Bottom  | 3          | 2         | 15.85           | 8.25 | 27.45         | 97.6  | 8.18     | 4.8            | 6.5      |
| HKLR    | HY/2011/03 | 2016-02-11        | Mid-Flood | Cloudy            | IS10    | 09:31:43 | 1.0      | Surface | 1          | 1         | 12.01           | 8.28 | 30.93         | 99.9  | 8.86     | 11.2           | 15       |
| HKLR    | HY/2011/03 | 2016-02-11        | Mid-Flood | Cloudy            | IS10    | 09:32:31 | 1.0      | Surface | 1          | 2         | 12.01           | 8.3  | 30.95         | 99.8  | 8.87     | 11.3           | 14.5     |
| HKLR    | HY/2011/03 | 2016-02-11        | Mid-Flood | Cloudy            | IS10    | 09:32:06 | 5.3      | Middle  | 2          | 1         | 12.01           | 8.29 | 31            | 99.6  | 8.84     | 11.4           | 14.7     |
| HKLR    | HY/2011/03 | 2016-02-11        | Mid-Flood | Cloudy            | IS10    | 09:31:33 | 5.3      | Middle  | 2          | 2         | 12              | 8.28 | 30.99         | 99.6  | 8.84     | 11.4           | 15       |
| HKLR    | HY/2011/03 | 2016-02-11        | Mid-Flood | Cloudy            | IS10    | 09:31:26 | 9.5      | Bottom  | 3          | 1         | 12              | 8.27 | 31            | 99.4  | 8.82     | 11.5           | 15.4     |
| HKLR    | HY/2011/03 | 2016-02-11        | Mid-Flood | Cloudy            | IS10    | 09:31:58 | 9.5      | Bottom  | 3          | 2         | 12.01           | 8.29 | 31.01         | 99.5  | 8.82     | 11.6           | 15.2     |
| HKLR    | HY/2011/03 | 2016-02-11        | Mid-Flood | Cloudy            | SR3     | 10:01:03 | 0.7      | Middle  | 2          | 1         | 15.88           | 8.26 | 27.53         | 98.5  | 8.24     | 5.7            | 7        |
| HKLR    | HY/2011/03 | 2016-02-11        | Mid-Flood | Cloudy            | SR3     | 10:01:09 | 0.7      | Middle  | 2          | 2         | 15.89           | 8.26 | 27.53         | 98.5  | 8.24     | 5.5            | 6.2      |
| HKLR    | HY/2011/03 | 2016-02-11        | Mid-Flood | Cloudy            | SR4     | 09:20:30 | 1.0      | Surface | 1          | 1         | 15.84           | 8.25 | 27.31         | 97.7  | 8.2      | 5              | 6.7      |
| HKLR    | HY/2011/03 | 2016-02-11        | Mid-Flood | Cloudy            | SR4     | 09:19:50 | 1.0      | Surface | 1          | 2         | 15.84           | 8.24 | 27.3          | 97.6  | 8.18     | 5.2            | 6.7      |
| HKLR    | HY/2011/03 | 2016-02-11        | Mid-Flood | Cloudy            | SR4     | 09:19:41 | 2.9      | Bottom  | 3          | 1         | 15.84           | 8.24 | 27.33         | 97.5  | 8.18     | 5.2            | 8.1      |
| HKLR    | HY/2011/03 | 2016-02-11        | Mid-Flood | Cloudy            | SR4     | 09:20:20 | 2.9      | Bottom  | 3          | 2         | 15.85           | 8.24 | 27.45         | 97.7  | 8.18     | 4.9            | 6.8      |
| HKLR    | HY/2011/03 | 2016-02-11        | Mid-Flood | Cloudy            | SR5     | 09:41:45 | 1.0      | Surface | 1          | 1         | 12.02           | 8.29 | 30.97         | 99.8  | 8.85     | 10.4           | 11.1     |
| HKLR    | HY/2011/03 | 2016-02-11        | Mid-Flood | Cloudy            | SR5     | 09:42:08 | 1.0      | Surface | 1          | 2         | 12.04           | 8.3  | 30.94         | 99.8  | 8.84     | 10.4           | 11.3     |
| HKLR    | HY/2011/03 | 2016-02-11        | Mid-Flood | Cloudy            | SR5     | 09:41:32 | 4.3      | Bottom  | 3          | 1         | 12.03           | 8.29 | 30.89         | 99.4  | 8.82     | 10.8           | 12.2     |
| HKLR    | HY/2011/03 | 2016-02-11        | Mid-Flood | Cloudy            | SR5     | 09:41:59 | 4.3      | Bottom  | 3          | 2         | 12.03           | 8.3  | 30.89         | 99.5  | 8.83     | 10.7           | 12.3     |
| HKLR    | HY/2011/03 | 2016-02-11        | Mid-Flood | Cloudy            | SR10A   | 08:13:10 | 1.0      | Surface | 1          | 1         | 15.71           | 8.23 | 26.31         | 96.4  | 8.15     | 10.7           | 5.5      |
| HKLR    | HY/2011/03 | 2016-02-11        | Mid-Flood | Cloudy            | SR10A   | 08:12:25 | 1.0      | Surface | 1          | 2         | 15.7            | 8.22 | 26.29         | 96.3  | 8.15     | 10.8           | 6.2      |
| HKLR    | HY/2011/03 | 2016-02-11        | Mid-Flood | Cloudy            | SR10A   | 08:12:57 | 3.2      | Middle  | 2          | 1         | 15.69           | 8.22 | 26.44         | 96.1  | 8.13     | 12             | 6.1      |
| HKLR    | HY/2011/03 | 2016-02-11        | Mid-Flood | Cloudy            | SR10A   | 08:12:14 | 3.2      | Middle  | 2          | 2         | 15.68           | 8.22 | 26.38         | 96.2  | 8.14     | 11.5           | 5.3      |
| HKLR    | HY/2011/03 | 2016-02-11        | Mid-Flood | Cloudy            | SR10A   | 08:12:00 | 5.4      | Bottom  | 3          | 1         | 15.69           | 8.22 | 26.37         | 96.2  | 8.14     | 11.8           | 6.9      |
| HKLR    | HY/2011/03 | 2016-02-11        | Mid-Flood | Cloudy            | SR10A   | 08:12:49 | 5.4      | Bottom  | 3          | 2         | 15.68           | 8.22 | 26.45         | 96.1  | 8.13     | 12.2           | 6.6      |
| HKLR    | HY/2011/03 | 2016-02-11        | Mid-Flood | Cloudy            | SR10B   | 08:03:03 | 1.0      | Surface | 1          | 1         | 15.74           | 8.22 | 25.85         | 96.4  | 8.18     | 10.4           | 6.9      |
| HKLR    | HY/2011/03 | 2016-02-11        | Mid-Flood | Cloudy            | SR10B   | 08:02:28 | 1.0      | Surface | 1          | 2         | 15.7            | 8.21 | 25.8          | 96.3  | 8.18     | 10.5           | 6.4      |
| HKLR    | HY/2011/03 | 2016-02-11        | Mid-Flood | Cloudy            | SR10B   | 08:02:09 | 4.0      | Bottom  | 3          | 1         | 15.69           | 8.21 | 25.86         | 96.2  | 8.16     | 10.4           | 7.2      |
| HKLR    | HY/2011/03 | 2016-02-11        | Mid-Flood | Cloudy            | SR10B   | 08:02:49 | 4.0      | Bottom  | 3          | 2         | 15.69           | 8.21 | 26.06         | 96.2  | 8.16     | 10.6           | 6.2      |

Water Quality Monitoring Data

| Project | Works      | Date (yyyy-mm-dd) | Tide      | Weather Condition | Station | Time     | Depth, m | Level   | Level_Code | Replicate | Temperature, °C | pH   | Salinity, ppt | DO, % | DO, mg/L | Turbidity, NTU | SS, mg/L |
|---------|------------|-------------------|-----------|-------------------|---------|----------|----------|---------|------------|-----------|-----------------|------|---------------|-------|----------|----------------|----------|
| HKLR    | HY/2011/03 | 2016-02-11        | Mid-Flood | Cloudy            | CS2     | 10:53:09 | 1.0      | Surface | 1          | 1         | 12.1            | 8.25 | 27.53         | 99.7  | 8.9      | 5.5            | 4.9      |
| HKLR    | HY/2011/03 | 2016-02-11        | Mid-Flood | Cloudy            | CS2     | 10:53:39 | 1.0      | Surface | 1          | 2         | 12.09           | 8.27 | 27.25         | 99.5  | 8.88     | 5.4            | 5        |
| HKLR    | HY/2011/03 | 2016-02-11        | Mid-Flood | Cloudy            | CS2     | 10:53:32 | 4.1      | Middle  | 2          | 1         | 12.07           | 8.26 | 28.02         | 98.6  | 8.9      | 5.7            | 4.8      |
| HKLR    | HY/2011/03 | 2016-02-11        | Mid-Flood | Cloudy            | CS2     | 10:53:01 | 4.1      | Middle  | 2          | 2         | 12.07           | 8.22 | 29.65         | 98.4  | 8.92     | 5.8            | 4.8      |
| HKLR    | HY/2011/03 | 2016-02-11        | Mid-Flood | Cloudy            | CS2     | 10:53:23 | 7.2      | Bottom  | 3          | 1         | 12.08           | 8.24 | 29.69         | 97.7  | 8.83     | 6              | 6.4      |
| HKLR    | HY/2011/03 | 2016-02-11        | Mid-Flood | Cloudy            | CS2     | 10:52:41 | 7.2      | Bottom  | 3          | 2         | 12.08           | 8.15 | 29.7          | 97.7  | 8.72     | 6.1            | 6.1      |
| HKLR    | HY/2011/03 | 2016-02-11        | Mid-Flood | Cloudy            | CS(Mf)5 | 08:45:23 | 1.0      | Surface | 1          | 1         | 15.71           | 8.23 | 26.48         | 96.3  | 8.14     | 14.5           | 6        |
| HKLR    | HY/2011/03 | 2016-02-11        | Mid-Flood | Cloudy            | CS(Mf)5 | 08:45:59 | 1.0      | Surface | 1          | 2         | 15.73           | 8.24 | 26.46         | 96.4  | 8.14     | 14.2           | 6.2      |
| HKLR    | HY/2011/03 | 2016-02-11        | Mid-Flood | Cloudy            | CS(Mf)5 | 08:45:47 | 6.2      | Middle  | 2          | 1         | 15.68           | 8.23 | 26.61         | 96    | 8.11     | 14.4           | 5.3      |
| HKLR    | HY/2011/03 | 2016-02-11        | Mid-Flood | Cloudy            | CS(Mf)5 | 08:45:13 | 6.2      | Middle  | 2          | 2         | 15.69           | 8.23 | 26.58         | 96.1  | 8.12     | 14.6           | 5.9      |
| HKLR    | HY/2011/03 | 2016-02-11        | Mid-Flood | Cloudy            | CS(Mf)5 | 08:45:38 | 11.3     | Bottom  | 3          | 1         | 15.69           | 8.23 | 26.6          | 95.9  | 8.1      | 14.3           | 5.8      |
| HKLR    | HY/2011/03 | 2016-02-11        | Mid-Flood | Cloudy            | CS(Mf)5 | 08:44:56 | 11.3     | Bottom  | 3          | 2         | 15.68           | 8.23 | 26.58         | 95.8  | 8.1      | 13.8           | 6.2      |
| HKLR    | HY/2011/03 | 2016-02-13        | Mid-Ebb   | Sunny             | IS5     | 15:20:27 | 1.0      | Surface | 1          | 1         | 17.73           | 8.29 | 27.74         | 99    | 7.98     | 6.8            | 9.8      |
| HKLR    | HY/2011/03 | 2016-02-13        | Mid-Ebb   | Sunny             | IS5     | 15:19:45 | 1.0      | Surface | 1          | 2         | 17.7            | 8.31 | 27.59         | 98.8  | 7.98     | 6.7            | 9.9      |
| HKLR    | HY/2011/03 | 2016-02-13        | Mid-Ebb   | Sunny             | IS5     | 15:19:37 | 4.4      | Middle  | 2          | 1         | 17.66           | 8.31 | 27.56         | 98.5  | 7.96     | 6.7            | 8.9      |
| HKLR    | HY/2011/03 | 2016-02-13        | Mid-Ebb   | Sunny             | IS5     | 15:20:08 | 4.4      | Middle  | 2          | 2         | 17.67           | 8.29 | 27.71         | 98.5  | 7.95     | 7.3            | 9        |
| HKLR    | HY/2011/03 | 2016-02-13        | Mid-Ebb   | Sunny             | IS5     | 15:20:00 | 7.7      | Bottom  | 3          | 1         | 17.66           | 8.3  | 27.67         | 98.4  | 7.95     | 7              | 9.4      |
| HKLR    | HY/2011/03 | 2016-02-13        | Mid-Ebb   | Sunny             | IS5     | 15:19:29 | 7.7      | Bottom  | 3          | 2         | 17.69           | 8.31 | 27.5          | 98.5  | 7.96     | 6.8            | 8.5      |
| HKLR    | HY/2011/03 | 2016-02-13        | Mid-Ebb   | Sunny             | IS(Mf)6 | 15:29:25 | 1.0      | Surface | 1          | 1         | 17.58           | 8.25 | 28.19         | 96.8  | 7.8      | 8.3            | 9.3      |
| HKLR    | HY/2011/03 | 2016-02-13        | Mid-Ebb   | Sunny             | IS(Mf)6 | 15:29:45 | 1.0      | Surface | 1          | 2         | 17.58           | 8.24 | 28.17         | 97.2  | 7.84     | 8.1            | 9.1      |
| HKLR    | HY/2011/03 | 2016-02-13        | Mid-Ebb   | Sunny             | IS(Mf)6 | 15:29:15 | 2.3      | Bottom  | 3          | 1         | 17.56           | 8.25 | 28.23         | 96.3  | 7.76     | 7.9            | 9.7      |
| HKLR    | HY/2011/03 | 2016-02-13        | Mid-Ebb   | Sunny             | IS(Mf)6 | 15:29:32 | 2.3      | Bottom  | 3          | 2         | 17.56           | 8.24 | 28.2          | 96.9  | 7.81     | 8              | 9.3      |
| HKLR    | HY/2011/03 | 2016-02-13        | Mid-Ebb   | Sunny             | IS7     | 15:38:55 | 1.0      | Surface | 1          | 1         | 17.45           | 8.25 | 27.71         | 99.5  | 8.06     | 4.8            | 8        |
| HKLR    | HY/2011/03 | 2016-02-13        | Mid-Ebb   | Sunny             | IS7     | 15:38:43 | 1.0      | Surface | 1          | 2         | 17.38           | 8.25 | 27.83         | 98.6  | 7.99     | 5              | 7.5      |
| HKLR    | HY/2011/03 | 2016-02-13        | Mid-Ebb   | Sunny             | IS7     | 15:38:48 | 2.3      | Bottom  | 3          | 1         | 17.36           | 8.25 | 27.86         | 98.8  | 8.02     | 5.1            | 7.6      |
| HKLR    | HY/2011/03 | 2016-02-13        | Mid-Ebb   | Sunny             | IS7     | 15:38:35 | 2.3      | Bottom  | 3          | 2         | 17.35           | 8.25 | 27.91         | 97.9  | 7.94     | 5.2            | 7.4      |
| HKLR    | HY/2011/03 | 2016-02-13        | Mid-Ebb   | Sunny             | IS8     | 16:09:50 | 1.0      | Surface | 1          | 1         | 17.5            | 8.23 | 27.1          | 100.2 | 8.14     | 4.3            | 5.9      |
| HKLR    | HY/2011/03 | 2016-02-13        | Mid-Ebb   | Sunny             | IS8     | 16:10:04 | 1.0      | Surface | 1          | 2         | 17.51           | 8.23 | 27.14         | 100.2 | 8.14     | 4.7            | 5.5      |
| HKLR    | HY/2011/03 | 2016-02-13        | Mid-Ebb   | Sunny             | IS8     | 16:09:41 | 2.4      | Bottom  | 3          | 1         | 17.5            | 8.22 | 27.29         | 100   | 8.11     | 4.5            | 6.7      |
| HKLR    | HY/2011/03 | 2016-02-13        | Mid-Ebb   | Sunny             | IS8     | 16:09:56 | 2.4      | Bottom  | 3          | 2         | 17.46           | 8.22 | 27.44         | 100.1 | 8.13     | 4.8            | 6.7      |
| HKLR    | HY/2011/03 | 2016-02-13        | Mid-Ebb   | Sunny             | IS(Mf)9 | 15:46:17 | 1.0      | Surface | 1          | 1         | 17.4            | 8.24 | 27.7          | 100.5 | 8.16     | 4.8            | 6.6      |
| HKLR    | HY/2011/03 | 2016-02-13        | Mid-Ebb   | Sunny             | IS(Mf)9 | 15:46:00 | 1.0      | Surface | 1          | 2         | 17.43           | 8.24 | 27.68         | 100.5 | 8.15     | 4.9            | 6.5      |
| HKLR    | HY/2011/03 | 2016-02-13        | Mid-Ebb   | Sunny             | IS(Mf)9 | 15:46:09 | 2.6      | Bottom  | 3          | 1         | 17.35           | 8.24 | 27.78         | 100.4 | 8.15     | 5              | 6.6      |
| HKLR    | HY/2011/03 | 2016-02-13        | Mid-Ebb   | Sunny             | IS(Mf)9 | 15:45:51 | 2.6      | Bottom  | 3          | 2         | 17.44           | 8.24 | 27.7          | 100.4 | 8.14     | 4.9            | 5.9      |
| HKLR    | HY/2011/03 | 2016-02-13        | Mid-Ebb   | Sunny             | IS10    | 16:28:35 | 1.0      | Surface | 1          | 1         | 13.4            | 8.32 | 20.05         | 99.3  | 9.16     | 4.6            | 4.4      |
| HKLR    | HY/2011/03 | 2016-02-13        | Mid-Ebb   | Sunny             | IS10    | 16:30:06 | 1.0      | Surface | 1          | 2         | 13.27           | 8.31 | 20.33         | 99.1  | 9.15     | 4.9            | 5.3      |
| HKLR    | HY/2011/03 | 2016-02-13        | Mid-Ebb   | Sunny             | IS10    | 16:30:00 | 5.7      | Middle  | 2          | 1         | 13.24           | 8.3  | 21.72         | 98.4  | 9.01     | 5.3            | 5.6      |
| HKLR    | HY/2011/03 | 2016-02-13        | Mid-Ebb   | Sunny             | IS10    | 16:28:27 | 5.7      | Middle  | 2          | 2         | 13.26           | 8.31 | 22.54         | 98.7  | 8.99     | 5.3            | 5.8      |
| HKLR    | HY/2011/03 | 2016-02-13        | Mid-Ebb   | Sunny             | IS10    | 16:28:15 | 10.3     | Bottom  | 3          | 1         | 13.2            | 8.3  | 22.89         | 98.3  | 8.94     | 5.5            | 5.7      |
| HKLR    | HY/2011/03 | 2016-02-13        | Mid-Ebb   | Sunny             | IS10    | 16:29:51 | 10.3     | Bottom  | 3          | 2         | 13.14           | 8.29 | 21.96         | 98    | 8.97     | 5.4            | 5.5      |
| HKLR    | HY/2011/03 | 2016-02-13        | Mid-Ebb   | Sunny             | SR3     | 15:06:39 | 0.9      | Middle  | 2          | 1         | 17.73           | 8.33 | 26.19         | 90.8  | 7.38     | 6.4            | 6.1      |
| HKLR    | HY/2011/03 | 2016-02-13        | Mid-Ebb   | Sunny             | SR3     | 15:06:46 | 0.9      | Middle  | 2          | 2         | 17.7            | 8.33 | 26.34         | 92.5  | 7.52     | 6.3            | 6.1      |
| HKLR    | HY/2011/03 | 2016-02-13        | Mid-Ebb   | Sunny             | SR4     | 15:58:24 | 1.0      | Surface | 1          | 1         | 17.49           | 8.24 | 27.24         | 98    | 7.96     | 5.7            | 5.1      |
| HKLR    | HY/2011/03 | 2016-02-13        | Mid-Ebb   | Sunny             | SR4     | 15:58:42 | 1.0      | Surface | 1          | 2         | 17.48           | 8.23 | 27.21         | 98.7  | 8.02     | 5.7            | 6.1      |
| HKLR    | HY/2011/03 | 2016-02-13        | Mid-Ebb   | Sunny             | SR4     | 15:58:33 | 2.8      | Bottom  | 3          | 1         | 17.47           | 8.23 | 27.76         | 98.3  | 7.96     | 6.9            | 7        |
| HKLR    | HY/2011/03 | 2016-02-13        | Mid-Ebb   | Sunny             | SR4     | 15:58:15 | 2.8      | Bottom  | 3          | 2         | 17.47           | 8.23 | 27.74         | 97.4  | 7.89     | 6.5            | 6.2      |
| HKLR    | HY/2011/03 | 2016-02-13        | Mid-Ebb   | Sunny             | SR5     | 16:15:05 | 1.0      | Surface | 1          | 1         | 13.22           | 8.21 | 22.64         | 98.6  | 8.98     | 4.5            | 5.3      |
| HKLR    | HY/2011/03 | 2016-02-13        | Mid-Ebb   | Sunny             | SR5     | 16:15:21 | 1.0      | Surface | 1          | 2         | 13.23           | 8.23 | 22.86         | 98.8  | 8.98     | 4.6            | 6.1      |
| HKLR    | HY/2011/03 | 2016-02-13        | Mid-Ebb   | Sunny             | SR5     | 16:14:52 | 4.5      | Bottom  | 3          | 1         | 13.24           | 8.18 | 23.49         | 98.6  | 8.93     | 4.9            | 5.9      |
| HKLR    | HY/2011/03 | 2016-02-13        | Mid-Ebb   | Sunny             | SR5     | 16:15:15 | 4.5      | Bottom  | 3          | 2         | 13.23           | 8.21 | 23.07         | 98.5  | 8.94     | 5              | 5.4      |
| HKLR    | HY/2011/03 | 2016-02-13        | Mid-Ebb   | Sunny             | SR10A   | 17:25:14 | 1.0      | Surface | 1          | 1         | 17.04           | 8.21 | 26.69         | 96.6  | 7.94     | 4.5            | 6.5      |
| HKLR    | HY/2011/03 | 2016-02-13        | Mid-Ebb   | Sunny             | SR10A   | 17:25:50 | 1.0      | Surface | 1          | 2         | 17.09           | 8.21 | 26.63         | 97.1  | 7.97     | 4.4            | 5.3      |

## Water Quality Monitoring Data

| Project | Works      | Date (yyyy-mm-dd) | Tide      | Weather Condition | Station | Time     | Depth, m | Level   | Level_Code | Replicate | Temperature, °C | pH   | Salinity, ppt | DO, % | DO, mg/L | Turbidity, NTU | SS, mg/L |
|---------|------------|-------------------|-----------|-------------------|---------|----------|----------|---------|------------|-----------|-----------------|------|---------------|-------|----------|----------------|----------|
| HKLR    | HY/2011/03 | 2016-02-13        | Mid-Ebb   | Sunny             | SR10A   | 17:25:35 | 3.3      | Middle  | 2          | 1         | 16.73           | 8.21 | 27.04         | 96    | 7.92     | 4.7            | 6.4      |
| HKLR    | HY/2011/03 | 2016-02-13        | Mid-Ebb   | Sunny             | SR10A   | 17:25:04 | 3.3      | Middle  | 2          | 2         | 16.62           | 8.21 | 27.21         | 95.7  | 7.91     | 4.7            | 6.2      |
| HKLR    | HY/2011/03 | 2016-02-13        | Mid-Ebb   | Sunny             | SR10A   | 17:24:57 | 5.5      | Bottom  | 3          | 1         | 16.62           | 8.21 | 27.42         | 95.7  | 7.9      | 4.8            | 6.7      |
| HKLR    | HY/2011/03 | 2016-02-13        | Mid-Ebb   | Sunny             | SR10A   | 17:25:24 | 5.5      | Bottom  | 3          | 2         | 16.8            | 8.21 | 27.15         | 96    | 7.91     | 4.6            | 6.8      |
| HKLR    | HY/2011/03 | 2016-02-13        | Mid-Ebb   | Sunny             | SR10B   | 17:36:46 | 1.0      | Surface | 1          | 1         | 16.9            | 8.21 | 26.79         | 96.8  | 7.98     | 4.6            | 4.8      |
| HKLR    | HY/2011/03 | 2016-02-13        | Mid-Ebb   | Sunny             | SR10B   | 17:36:26 | 1.0      | Surface | 1          | 2         | 16.92           | 8.21 | 26.77         | 96.7  | 7.97     | 4.6            | 4.1      |
| HKLR    | HY/2011/03 | 2016-02-13        | Mid-Ebb   | Sunny             | SR10B   | 17:36:37 | 4.1      | Bottom  | 3          | 1         | 16.72           | 8.2  | 27.14         | 96.3  | 7.94     | 4.6            | 6.3      |
| HKLR    | HY/2011/03 | 2016-02-13        | Mid-Ebb   | Sunny             | SR10B   | 17:36:15 | 4.1      | Bottom  | 3          | 2         | 16.62           | 8.2  | 27.31         | 96.1  | 7.93     | 4.7            | 6.3      |
| HKLR    | HY/2011/03 | 2016-02-13        | Mid-Ebb   | Sunny             | CS2     | 15:17:04 | 1.0      | Surface | 1          | 1         | 13.29           | 8.11 | 27.62         | 98.4  | 8.68     | 4.8            | 4.7      |
| HKLR    | HY/2011/03 | 2016-02-13        | Mid-Ebb   | Sunny             | CS2     | 15:17:44 | 1.0      | Surface | 1          | 2         | 13.24           | 8.18 | 27.37         | 98.6  | 8.71     | 4.8            | 3.8      |
| HKLR    | HY/2011/03 | 2016-02-13        | Mid-Ebb   | Sunny             | CS2     | 15:17:33 | 4.2      | Middle  | 2          | 1         | 13.15           | 8.16 | 28.27         | 98.2  | 8.65     | 4.8            | 6.5      |
| HKLR    | HY/2011/03 | 2016-02-13        | Mid-Ebb   | Sunny             | CS2     | 15:16:53 | 4.2      | Middle  | 2          | 2         | 13.19           | 8.09 | 29.03         | 98.2  | 8.61     | 4.8            | 5.5      |
| HKLR    | HY/2011/03 | 2016-02-13        | Mid-Ebb   | Sunny             | CS2     | 15:16:42 | 7.3      | Bottom  | 3          | 1         | 13.18           | 8.05 | 29.45         | 98.2  | 8.58     | 5.1            | 6        |
| HKLR    | HY/2011/03 | 2016-02-13        | Mid-Ebb   | Sunny             | CS2     | 15:17:24 | 7.3      | Bottom  | 3          | 2         | 13.1            | 8.14 | 29.45         | 98.3  | 8.6      | 5.2            | 6.8      |
| HKLR    | HY/2011/03 | 2016-02-13        | Mid-Ebb   | Sunny             | CS(Mf)5 | 16:48:45 | 1.0      | Surface | 1          | 1         | 16.91           | 8.22 | 26.88         | 95.6  | 7.87     | 4.7            | 6.2      |
| HKLR    | HY/2011/03 | 2016-02-13        | Mid-Ebb   | Sunny             | CS(Mf)5 | 16:49:27 | 1.0      | Surface | 1          | 2         | 17.12           | 8.22 | 26.63         | 96.6  | 7.94     | 4.7            | 7.4      |
| HKLR    | HY/2011/03 | 2016-02-13        | Mid-Ebb   | Sunny             | CS(Mf)5 | 16:49:10 | 6.7      | Middle  | 2          | 1         | 16.46           | 8.21 | 27.67         | 94.9  | 7.84     | 5              | 7.3      |
| HKLR    | HY/2011/03 | 2016-02-13        | Mid-Ebb   | Sunny             | CS(Mf)5 | 16:48:35 | 6.7      | Middle  | 2          | 2         | 16.46           | 8.22 | 27.7          | 94.3  | 7.79     | 4.7            | 6.5      |
| HKLR    | HY/2011/03 | 2016-02-13        | Mid-Ebb   | Sunny             | CS(Mf)5 | 16:48:28 | 12.4     | Bottom  | 3          | 1         | 16.47           | 8.22 | 27.71         | 94.4  | 7.8      | 4.6            | 7.4      |
| HKLR    | HY/2011/03 | 2016-02-13        | Mid-Ebb   | Sunny             | CS(Mf)5 | 16:49:03 | 12.4     | Bottom  | 3          | 2         | 16.47           | 8.21 | 27.7          | 95.1  | 7.85     | 4.6            | 7.5      |
| HKLR    | HY/2011/03 | 2016-02-13        | Mid-Flood | Sunny             | IS5     | 11:33:45 | 1.0      | Surface | 1          | 1         | 17.42           | 8.22 | 26.71         | 97.4  | 7.95     | 6.5            | 9.6      |
| HKLR    | HY/2011/03 | 2016-02-13        | Mid-Flood | Sunny             | IS5     | 11:34:15 | 1.0      | Surface | 1          | 2         | 17.38           | 8.22 | 26.71         | 97.7  | 7.98     | 6.5            | 9.6      |
| HKLR    | HY/2011/03 | 2016-02-13        | Mid-Flood | Sunny             | IS5     | 11:34:06 | 4.2      | Middle  | 2          | 1         | 17.36           | 8.22 | 26.74         | 97.5  | 7.96     | 6.4            | 9        |
| HKLR    | HY/2011/03 | 2016-02-13        | Mid-Flood | Sunny             | IS5     | 11:33:33 | 4.2      | Middle  | 2          | 2         | 17.39           | 8.22 | 26.75         | 96.9  | 7.91     | 6.5            | 9.4      |
| HKLR    | HY/2011/03 | 2016-02-13        | Mid-Flood | Sunny             | IS5     | 11:34:00 | 7.4      | Bottom  | 3          | 1         | 17.35           | 8.22 | 26.74         | 97.4  | 7.95     | 6.5            | 11.2     |
| HKLR    | HY/2011/03 | 2016-02-13        | Mid-Flood | Sunny             | IS5     | 11:33:22 | 7.4      | Bottom  | 3          | 2         | 17.42           | 8.22 | 26.75         | 96.6  | 7.88     | 6.7            | 11.4     |
| HKLR    | HY/2011/03 | 2016-02-13        | Mid-Flood | Sunny             | IS(Mf)6 | 11:19:56 | 1.0      | Surface | 1          | 1         | 17.43           | 8.22 | 26.75         | 98    | 7.99     | 10.7           | 12.5     |
| HKLR    | HY/2011/03 | 2016-02-13        | Mid-Flood | Sunny             | IS(Mf)6 | 11:19:41 | 1.0      | Surface | 1          | 2         | 17.52           | 8.22 | 26.73         | 97.7  | 7.96     | 10.9           | 12.4     |
| HKLR    | HY/2011/03 | 2016-02-13        | Mid-Flood | Sunny             | IS(Mf)6 | 11:19:49 | 2.2      | Bottom  | 3          | 1         | 17.37           | 8.22 | 26.74         | 97.6  | 7.97     | 11.4           | 14.3     |
| HKLR    | HY/2011/03 | 2016-02-13        | Mid-Flood | Sunny             | IS(Mf)6 | 11:19:33 | 2.2      | Bottom  | 3          | 2         | 17.4            | 8.22 | 26.73         | 97.1  | 7.92     | 11.3           | 14.6     |
| HKLR    | HY/2011/03 | 2016-02-13        | Mid-Flood | Sunny             | IS7     | 11:10:46 | 1.0      | Surface | 1          | 1         | 16.85           | 8.21 | 25.88         | 97.7  | 8.1      | 4.2            | 5        |
| HKLR    | HY/2011/03 | 2016-02-13        | Mid-Flood | Sunny             | IS7     | 11:10:27 | 1.0      | Surface | 1          | 2         | 16.87           | 8.21 | 25.95         | 97.6  | 8.09     | 4.1            | 5.3      |
| HKLR    | HY/2011/03 | 2016-02-13        | Mid-Flood | Sunny             | IS7     | 11:10:18 | 2.3      | Bottom  | 3          | 1         | 16.89           | 8.21 | 26.23         | 97.7  | 8.08     | 4.2            | 5.7      |
| HKLR    | HY/2011/03 | 2016-02-13        | Mid-Flood | Sunny             | IS7     | 11:10:36 | 2.3      | Bottom  | 3          | 2         | 16.9            | 8.21 | 26.28         | 97.8  | 8.08     | 4.3            | 5.5      |
| HKLR    | HY/2011/03 | 2016-02-13        | Mid-Flood | Sunny             | IS8     | 10:43:32 | 1.0      | Surface | 1          | 1         | 16.87           | 8.21 | 25.52         | 96.6  | 8.03     | 4.8            | 6.7      |
| HKLR    | HY/2011/03 | 2016-02-13        | Mid-Flood | Sunny             | IS8     | 10:43:17 | 1.0      | Surface | 1          | 2         | 16.88           | 8.21 | 25.51         | 96.3  | 8        | 4.8            | 6.6      |
| HKLR    | HY/2011/03 | 2016-02-13        | Mid-Flood | Sunny             | IS8     | 10:43:25 | 2.8      | Bottom  | 3          | 1         | 16.86           | 8.2  | 25.69         | 96.4  | 8        | 5              | 6.6      |
| HKLR    | HY/2011/03 | 2016-02-13        | Mid-Flood | Sunny             | IS8     | 10:43:07 | 2.8      | Bottom  | 3          | 2         | 16.88           | 8.2  | 25.65         | 95.9  | 7.96     | 4.8            | 6.7      |
| HKLR    | HY/2011/03 | 2016-02-13        | Mid-Flood | Sunny             | IS(Mf)9 | 11:03:13 | 1.0      | Surface | 1          | 1         | 16.9            | 8.21 | 26.01         | 97.4  | 8.06     | 4.1            | 5.8      |
| HKLR    | HY/2011/03 | 2016-02-13        | Mid-Flood | Sunny             | IS(Mf)9 | 11:02:57 | 1.0      | Surface | 1          | 2         | 16.91           | 8.21 | 26.04         | 97.2  | 8.05     | 4.1            | 5        |
| HKLR    | HY/2011/03 | 2016-02-13        | Mid-Flood | Sunny             | IS(Mf)9 | 11:03:07 | 2.6      | Bottom  | 3          | 1         | 16.91           | 8.21 | 26.27         | 97.4  | 8.05     | 4.2            | 6        |
| HKLR    | HY/2011/03 | 2016-02-13        | Mid-Flood | Sunny             | IS(Mf)9 | 11:02:51 | 2.6      | Bottom  | 3          | 2         | 16.92           | 8.21 | 26.31         | 97.2  | 8.03     | 4.1            | 6.2      |
| HKLR    | HY/2011/03 | 2016-02-13        | Mid-Flood | Sunny             | IS10    | 10:30:38 | 1.0      | Surface | 1          | 1         | 13.11           | 8.33 | 25.87         | 99.7  | 8.92     | 9.1            | 7.3      |
| HKLR    | HY/2011/03 | 2016-02-13        | Mid-Flood | Sunny             | IS10    | 10:30:01 | 1.0      | Surface | 1          | 2         | 13.06           | 8.32 | 26.19         | 99.7  | 8.91     | 9.2            | 8.3      |
| HKLR    | HY/2011/03 | 2016-02-13        | Mid-Flood | Sunny             | IS10    | 10:30:30 | 5.8      | Middle  | 2          | 1         | 13.02           | 8.33 | 26.09         | 99.3  | 8.89     | 10.2           | 8        |
| HKLR    | HY/2011/03 | 2016-02-13        | Mid-Flood | Sunny             | IS10    | 10:29:55 | 5.8      | Middle  | 2          | 2         | 12.99           | 8.31 | 26.43         | 99.5  | 8.9      | 10.2           | 8.4      |
| HKLR    | HY/2011/03 | 2016-02-13        | Mid-Flood | Sunny             | IS10    | 10:29:47 | 10.6     | Bottom  | 3          | 1         | 12.97           | 8.31 | 26.56         | 99.5  | 8.89     | 10.4           | 7.7      |
| HKLR    | HY/2011/03 | 2016-02-13        | Mid-Flood | Sunny             | IS10    | 10:30:21 | 10.6     | Bottom  | 3          | 2         | 12.98           | 8.32 | 26.28         | 99.3  | 8.89     | 10.3           | 7.1      |
| HKLR    | HY/2011/03 | 2016-02-13        | Mid-Flood | Sunny             | SR3     | 11:40:07 | 0.8      | Middle  | 2          | 1         | 17.43           | 8.22 | 26.69         | 98.3  | 8.02     | 6.4            | 8.7      |
| HKLR    | HY/2011/03 | 2016-02-13        | Mid-Flood | Sunny             | SR3     | 11:40:00 | 0.8      | Middle  | 2          | 2         | 17.42           | 8.22 | 26.69         | 98.3  | 8.02     | 6.4            | 9        |
| HKLR    | HY/2011/03 | 2016-02-13        | Mid-Flood | Sunny             | SR4     | 10:53:23 | 1.0      | Surface | 1          | 1         | 16.83           | 8.2  | 25.69         | 96.9  | 8.04     | 5.1            | 6.4      |
| HKLR    | HY/2011/03 | 2016-02-13        | Mid-Flood | Sunny             | SR4     | 10:53:06 | 1.0      | Surface | 1          | 2         | 16.83           | 8.2  | 25.68         | 96.9  | 8.05     | 5              | 6.7      |

## Water Quality Monitoring Data

| Project | Works      | Date (yyyy-mm-dd) | Tide      | Weather Condition | Station | Time     | Depth, m | Level   | Level_Code | Replicate | Temperature, °C | pH   | Salinity, ppt | DO, % | DO, mg/L | Turbidity, NTU | SS, mg/L |
|---------|------------|-------------------|-----------|-------------------|---------|----------|----------|---------|------------|-----------|-----------------|------|---------------|-------|----------|----------------|----------|
| HKLR    | HY/2011/03 | 2016-02-13        | Mid-Flood | Sunny             | SR4     | 10:52:59 | 2.9      | Bottom  | 3          | 1         | 16.82           | 8.2  | 25.9          | 96.8  | 8.03     | 5.1            | 6.3      |
| HKLR    | HY/2011/03 | 2016-02-13        | Mid-Flood | Sunny             | SR4     | 10:53:15 | 2.9      | Bottom  | 3          | 2         | 16.81           | 8.2  | 25.91         | 96.8  | 8.03     | 5              | 6.2      |
| HKLR    | HY/2011/03 | 2016-02-13        | Mid-Flood | Sunny             | SR5     | 10:42:00 | 1.0      | Surface | 1          | 1         | 13.03           | 8.34 | 25.2          | 100.4 | 9.03     | 7.5            | 6.9      |
| HKLR    | HY/2011/03 | 2016-02-13        | Mid-Flood | Sunny             | SR5     | 10:42:14 | 1.0      | Surface | 1          | 2         | 13.05           | 8.34 | 25.03         | 100.1 | 9.01     | 7.7            | 7        |
| HKLR    | HY/2011/03 | 2016-02-13        | Mid-Flood | Sunny             | SR5     | 10:41:54 | 4.5      | Bottom  | 3          | 1         | 13.07           | 8.34 | 25.4          | 100.2 | 9        | 7.8            | 8.3      |
| HKLR    | HY/2011/03 | 2016-02-13        | Mid-Flood | Sunny             | SR5     | 10:42:07 | 4.5      | Bottom  | 3          | 2         | 13.06           | 8.34 | 25.12         | 100.1 | 9.01     | 7.7            | 8.8      |
| HKLR    | HY/2011/03 | 2016-02-13        | Mid-Flood | Sunny             | SR10A   | 09:25:23 | 1.0      | Surface | 1          | 1         | 16.73           | 8.16 | 25.39         | 96.1  | 8.01     | 4.8            | 7.3      |
| HKLR    | HY/2011/03 | 2016-02-13        | Mid-Flood | Sunny             | SR10A   | 09:25:56 | 1.0      | Surface | 1          | 2         | 16.65           | 8.16 | 25.51         | 95.8  | 7.99     | 4.8            | 6.2      |
| HKLR    | HY/2011/03 | 2016-02-13        | Mid-Flood | Sunny             | SR10A   | 09:25:12 | 3.4      | Middle  | 2          | 1         | 16.58           | 8.15 | 25.6          | 95.5  | 7.98     | 5.3            | 5.4      |
| HKLR    | HY/2011/03 | 2016-02-13        | Mid-Flood | Sunny             | SR10A   | 09:25:48 | 3.4      | Middle  | 2          | 2         | 16.55           | 8.16 | 25.74         | 95.5  | 7.97     | 5.5            | 5.7      |
| HKLR    | HY/2011/03 | 2016-02-13        | Mid-Flood | Sunny             | SR10A   | 09:25:40 | 5.7      | Bottom  | 3          | 1         | 16.52           | 8.16 | 25.88         | 95.4  | 7.96     | 6.6            | 5.7      |
| HKLR    | HY/2011/03 | 2016-02-13        | Mid-Flood | Sunny             | SR10A   | 09:25:04 | 5.7      | Bottom  | 3          | 2         | 16.53           | 8.15 | 25.84         | 95.4  | 7.96     | 6.7            | 6.3      |
| HKLR    | HY/2011/03 | 2016-02-13        | Mid-Flood | Sunny             | SR10B   | 09:11:09 | 1.0      | Surface | 1          | 1         | 16.66           | 8.1  | 25.06         | 95.2  | 7.96     | 4.7            | 4        |
| HKLR    | HY/2011/03 | 2016-02-13        | Mid-Flood | Sunny             | SR10B   | 09:11:30 | 1.0      | Surface | 1          | 2         | 16.65           | 8.11 | 25.2          | 95.5  | 7.98     | 4.4            | 4.4      |
| HKLR    | HY/2011/03 | 2016-02-13        | Mid-Flood | Sunny             | SR10B   | 09:11:18 | 4.4      | Bottom  | 3          | 1         | 16.58           | 8.1  | 25.38         | 95    | 7.95     | 4.6            | 4.3      |
| HKLR    | HY/2011/03 | 2016-02-13        | Mid-Flood | Sunny             | SR10B   | 09:10:51 | 4.4      | Bottom  | 3          | 2         | 16.62           | 8.09 | 25.02         | 94.4  | 7.9      | 5              | 3.6      |
| HKLR    | HY/2011/03 | 2016-02-13        | Mid-Flood | Sunny             | CS2     | 11:32:40 | 1.0      | Surface | 1          | 1         | 13.08           | 8.34 | 22.43         | 100   | 9.14     | 9.3            | 12.9     |
| HKLR    | HY/2011/03 | 2016-02-13        | Mid-Flood | Sunny             | CS2     | 11:33:06 | 1.0      | Surface | 1          | 2         | 13.05           | 8.35 | 22.52         | 100.1 | 9.16     | 9.2            | 13.9     |
| HKLR    | HY/2011/03 | 2016-02-13        | Mid-Flood | Sunny             | CS2     | 11:32:29 | 4.1      | Middle  | 2          | 1         | 12.95           | 8.34 | 22.55         | 98.8  | 9.05     | 10.3           | 13.6     |
| HKLR    | HY/2011/03 | 2016-02-13        | Mid-Flood | Sunny             | CS2     | 11:32:58 | 4.1      | Middle  | 2          | 2         | 12.95           | 8.35 | 22.62         | 99.7  | 9.13     | 10.4           | 13.2     |
| HKLR    | HY/2011/03 | 2016-02-13        | Mid-Flood | Sunny             | CS2     | 11:32:16 | 7.2      | Bottom  | 3          | 1         | 12.89           | 8.31 | 22.6          | 99.3  | 9.11     | 10.6           | 12.7     |
| HKLR    | HY/2011/03 | 2016-02-13        | Mid-Flood | Sunny             | CS2     | 11:32:52 | 7.2      | Bottom  | 3          | 2         | 12.96           | 8.35 | 22.67         | 99.7  | 9.13     | 10.5           | 13.8     |
| HKLR    | HY/2011/03 | 2016-02-13        | Mid-Flood | Sunny             | CS(Mf)5 | 10:01:45 | 1.0      | Surface | 1          | 1         | 16.74           | 8.18 | 25.6          | 95.8  | 7.98     | 6.9            | 4.2      |
| HKLR    | HY/2011/03 | 2016-02-13        | Mid-Flood | Sunny             | CS(Mf)5 | 10:00:53 | 1.0      | Surface | 1          | 2         | 16.68           | 8.18 | 25.59         | 95.6  | 7.97     | 6.2            | 5.4      |
| HKLR    | HY/2011/03 | 2016-02-13        | Mid-Flood | Sunny             | CS(Mf)5 | 10:00:38 | 6.8      | Middle  | 2          | 1         | 16.49           | 8.17 | 26.14         | 95    | 7.92     | 8.5            | 6.2      |
| HKLR    | HY/2011/03 | 2016-02-13        | Mid-Flood | Sunny             | CS(Mf)5 | 10:01:28 | 6.8      | Middle  | 2          | 2         | 16.49           | 8.18 | 26.15         | 94.9  | 7.92     | 8.3            | 6.7      |
| HKLR    | HY/2011/03 | 2016-02-13        | Mid-Flood | Sunny             | CS(Mf)5 | 10:01:17 | 12.6     | Bottom  | 3          | 1         | 16.48           | 8.17 | 26.19         | 95.1  | 7.92     | 9.1            | 6.8      |
| HKLR    | HY/2011/03 | 2016-02-13        | Mid-Flood | Sunny             | CS(Mf)5 | 10:00:26 | 12.6     | Bottom  | 3          | 2         | 16.52           | 8.17 | 26.07         | 95.1  | 7.93     | 8.8            | 6.7      |
| HKLR    | HY/2011/03 | 2016-02-15        | Mid-Ebb   | Cloudy            | IS5     | 17:32:31 | 1.0      | Surface | 1          | 1         | 17.17           | 8.34 | 25.84         | 97.8  | 8.06     | 6.2            | 7.4      |
| HKLR    | HY/2011/03 | 2016-02-15        | Mid-Ebb   | Cloudy            | IS5     | 17:33:17 | 1.0      | Surface | 1          | 2         | 17.15           | 8.33 | 25.96         | 97.5  | 8.03     | 5.8            | 7.2      |
| HKLR    | HY/2011/03 | 2016-02-15        | Mid-Ebb   | Cloudy            | IS5     | 17:32:18 | 4.3      | Middle  | 2          | 1         | 17.2            | 8.34 | 25.88         | 97.8  | 8.06     | 6.2            | 6.9      |
| HKLR    | HY/2011/03 | 2016-02-15        | Mid-Ebb   | Cloudy            | IS5     | 17:33:05 | 4.3      | Middle  | 2          | 2         | 17.19           | 8.33 | 26.05         | 97.4  | 8.01     | 6.2            | 6.9      |
| HKLR    | HY/2011/03 | 2016-02-15        | Mid-Ebb   | Cloudy            | IS5     | 17:32:55 | 7.6      | Bottom  | 3          | 1         | 17.22           | 8.33 | 26.08         | 97.4  | 8.01     | 6.5            | 8.6      |
| HKLR    | HY/2011/03 | 2016-02-15        | Mid-Ebb   | Cloudy            | IS5     | 17:32:07 | 7.6      | Bottom  | 3          | 2         | 17.21           | 8.34 | 25.89         | 98.3  | 8.09     | 6              | 7.4      |
| HKLR    | HY/2011/03 | 2016-02-15        | Mid-Ebb   | Cloudy            | IS(Mf)6 | 17:41:22 | 1.0      | Surface | 1          | 1         | 16.82           | 8.32 | 25.64         | 101.3 | 8.42     | 3.4            | 3.7      |
| HKLR    | HY/2011/03 | 2016-02-15        | Mid-Ebb   | Cloudy            | IS(Mf)6 | 17:41:35 | 1.0      | Surface | 1          | 2         | 16.83           | 8.31 | 25.72         | 100.6 | 8.36     | 3.4            | 4        |
| HKLR    | HY/2011/03 | 2016-02-15        | Mid-Ebb   | Cloudy            | IS(Mf)6 | 17:41:29 | 2.3      | Bottom  | 3          | 1         | 16.83           | 8.31 | 25.79         | 101.1 | 8.39     | 3.5            | 3.9      |
| HKLR    | HY/2011/03 | 2016-02-15        | Mid-Ebb   | Cloudy            | IS(Mf)6 | 17:41:16 | 2.3      | Bottom  | 3          | 2         | 16.86           | 8.31 | 25.81         | 102   | 8.46     | 3.6            | 4.2      |
| HKLR    | HY/2011/03 | 2016-02-15        | Mid-Ebb   | Cloudy            | IS7     | 17:48:53 | 1.0      | Surface | 1          | 1         | 16.83           | 8.3  | 25.49         | 101.2 | 8.42     | 4.5            | 5.1      |
| HKLR    | HY/2011/03 | 2016-02-15        | Mid-Ebb   | Cloudy            | IS7     | 17:49:06 | 1.0      | Surface | 1          | 2         | 16.87           | 8.3  | 25.51         | 100.4 | 8.34     | 4.5            | 4.7      |
| HKLR    | HY/2011/03 | 2016-02-15        | Mid-Ebb   | Cloudy            | IS7     | 17:49:00 | 2.3      | Bottom  | 3          | 1         | 16.85           | 8.3  | 25.53         | 100.8 | 8.38     | 4.5            | 4.9      |
| HKLR    | HY/2011/03 | 2016-02-15        | Mid-Ebb   | Cloudy            | IS7     | 17:48:47 | 2.3      | Bottom  | 3          | 2         | 16.82           | 8.3  | 25.5          | 101.6 | 8.45     | 4.4            | 5.5      |
| HKLR    | HY/2011/03 | 2016-02-15        | Mid-Ebb   | Cloudy            | IS8     | 18:16:24 | 1.0      | Surface | 1          | 1         | 16.88           | 8.29 | 25.48         | 98    | 8.14     | 5.4            | 6        |
| HKLR    | HY/2011/03 | 2016-02-15        | Mid-Ebb   | Cloudy            | IS8     | 18:16:10 | 1.0      | Surface | 1          | 2         | 16.85           | 8.3  | 25.51         | 98.1  | 8.15     | 5.2            | 6.1      |
| HKLR    | HY/2011/03 | 2016-02-15        | Mid-Ebb   | Cloudy            | IS8     | 18:16:15 | 2.7      | Bottom  | 3          | 1         | 16.87           | 8.29 | 25.52         | 98.1  | 8.15     | 5.1            | 6.8      |
| HKLR    | HY/2011/03 | 2016-02-15        | Mid-Ebb   | Cloudy            | IS8     | 18:16:04 | 2.7      | Bottom  | 3          | 2         | 16.86           | 8.3  | 25.51         | 98    | 8.15     | 5.1            | 7.3      |
| HKLR    | HY/2011/03 | 2016-02-15        | Mid-Ebb   | Cloudy            | IS(Mf)9 | 17:56:26 | 1.0      | Surface | 1          | 1         | 16.83           | 8.3  | 25.51         | 98.8  | 8.22     | 4.4            | 5.3      |
| HKLR    | HY/2011/03 | 2016-02-15        | Mid-Ebb   | Cloudy            | IS(Mf)9 | 17:56:10 | 1.0      | Surface | 1          | 2         | 16.87           | 8.3  | 25.53         | 98.9  | 8.22     | 4.6            | 6        |
| HKLR    | HY/2011/03 | 2016-02-15        | Mid-Ebb   | Cloudy            | IS(Mf)9 | 17:56:04 | 2.5      | Bottom  | 3          | 1         | 16.86           | 8.3  | 25.56         | 99    | 8.22     | 4.6            | 6.7      |
| HKLR    | HY/2011/03 | 2016-02-15        | Mid-Ebb   | Cloudy            | IS(Mf)9 | 17:56:15 | 2.5      | Bottom  | 3          | 2         | 16.85           | 8.3  | 25.54         | 98.9  | 8.22     | 4.7            | 6.3      |
| HKLR    | HY/2011/03 | 2016-02-15        | Mid-Ebb   | Cloudy            | IS10    | 18:54:42 | 1.0      | Surface | 1          | 1         | 12.83           | 8.29 | 24.31         | 98.2  | 8.92     | 2.6            | 4.1      |
| HKLR    | HY/2011/03 | 2016-02-15        | Mid-Ebb   | Cloudy            | IS10    | 18:55:13 | 1.0      | Surface | 1          | 2         | 12.82           | 8.3  | 24.09         | 98.1  | 8.76     | 2.6            | 3.8      |



## Water Quality Monitoring Data

| Project | Works      | Date (yyyy-mm-dd) | Tide      | Weather Condition | Station | Time     | Depth, m | Level   | Level_Code | Replicate | Temperature, °C | pH   | Salinity, ppt | DO, % | DO, mg/L | Turbidity, NTU | SS, mg/L |
|---------|------------|-------------------|-----------|-------------------|---------|----------|----------|---------|------------|-----------|-----------------|------|---------------|-------|----------|----------------|----------|
| HKLR    | HY/2011/03 | 2016-02-15        | Mid-Ebb   | Cloudy            | IS10    | 18:54:26 | 5.1      | Middle  | 2          | 1         | 12.66           | 8.27 | 27.46         | 97.2  | 8.7      | 2.7            | 4.5      |
| HKLR    | HY/2011/03 | 2016-02-15        | Mid-Ebb   | Cloudy            | IS10    | 18:55:03 | 5.1      | Middle  | 2          | 2         | 12.7            | 8.28 | 26.83         | 97.3  | 8.78     | 2.5            | 3.4      |
| HKLR    | HY/2011/03 | 2016-02-15        | Mid-Ebb   | Cloudy            | IS10    | 18:54:15 | 9.2      | Bottom  | 3          | 1         | 12.7            | 8.26 | 27.6          | 97.5  | 8.7      | 2.7            | 3.6      |
| HKLR    | HY/2011/03 | 2016-02-15        | Mid-Ebb   | Cloudy            | IS10    | 18:54:55 | 9.2      | Bottom  | 3          | 2         | 12.71           | 8.27 | 27.09         | 96.2  | 8.73     | 2.6            | 3.3      |
| HKLR    | HY/2011/03 | 2016-02-15        | Mid-Ebb   | Cloudy            | SR3     | 17:20:33 | 0.8      | Middle  | 2          | 1         | 17.11           | 8.32 | 24.82         | 104.6 | 8.69     | 5.7            | 6.6      |
| HKLR    | HY/2011/03 | 2016-02-15        | Mid-Ebb   | Cloudy            | SR3     | 17:20:42 | 0.8      | Middle  | 2          | 2         | 17.11           | 8.32 | 24.96         | 103.2 | 8.56     | 5.8            | 7.5      |
| HKLR    | HY/2011/03 | 2016-02-15        | Mid-Ebb   | Cloudy            | SR4     | 18:04:56 | 1.0      | Surface | 1          | 1         | 16.84           | 8.3  | 25.51         | 98.7  | 8.2      | 5              | 5.9      |
| HKLR    | HY/2011/03 | 2016-02-15        | Mid-Ebb   | Cloudy            | SR4     | 18:05:12 | 1.0      | Surface | 1          | 2         | 16.85           | 8.3  | 25.52         | 98.4  | 8.18     | 5              | 6.7      |
| HKLR    | HY/2011/03 | 2016-02-15        | Mid-Ebb   | Cloudy            | SR4     | 18:05:05 | 2.7      | Bottom  | 3          | 1         | 16.83           | 8.3  | 25.54         | 98.5  | 8.18     | 4.9            | 7.3      |
| HKLR    | HY/2011/03 | 2016-02-15        | Mid-Ebb   | Cloudy            | SR4     | 18:04:46 | 2.7      | Bottom  | 3          | 2         | 16.82           | 8.3  | 25.54         | 98.8  | 8.21     | 4.8            | 6.6      |
| HKLR    | HY/2011/03 | 2016-02-15        | Mid-Ebb   | Cloudy            | SR5     | 18:42:17 | 1.0      | Surface | 1          | 1         | 12.93           | 8.23 | 27.66         | 97.3  | 8.64     | 2.8            | 3.7      |
| HKLR    | HY/2011/03 | 2016-02-15        | Mid-Ebb   | Cloudy            | SR5     | 18:42:36 | 1.0      | Surface | 1          | 2         | 12.9            | 8.24 | 26.99         | 96.3  | 8.6      | 2.7            | 4.3      |
| HKLR    | HY/2011/03 | 2016-02-15        | Mid-Ebb   | Cloudy            | SR5     | 18:42:28 | 4.0      | Bottom  | 3          | 1         | 12.83           | 8.23 | 28.92         | 96.3  | 8.51     | 2.7            | 3.9      |
| HKLR    | HY/2011/03 | 2016-02-15        | Mid-Ebb   | Cloudy            | SR5     | 18:42:09 | 4.0      | Bottom  | 3          | 2         | 12.93           | 8.22 | 29.53         | 97.4  | 8.55     | 2.9            | 3.8      |
| HKLR    | HY/2011/03 | 2016-02-15        | Mid-Ebb   | Cloudy            | SR10A   | 19:39:51 | 1.0      | Surface | 1          | 1         | 16.17           | 8.31 | 26.29         | 98.2  | 8.23     | 1.5            | 3.1      |
| HKLR    | HY/2011/03 | 2016-02-15        | Mid-Ebb   | Cloudy            | SR10A   | 19:39:15 | 1.0      | Surface | 1          | 2         | 16.15           | 8.31 | 26.3          | 98.4  | 8.26     | 1.4            | 2.3      |
| HKLR    | HY/2011/03 | 2016-02-15        | Mid-Ebb   | Cloudy            | SR10A   | 19:38:56 | 3.2      | Middle  | 2          | 1         | 16.21           | 8.31 | 26.65         | 98.1  | 8.2      | 1.8            | 2.3      |
| HKLR    | HY/2011/03 | 2016-02-15        | Mid-Ebb   | Cloudy            | SR10A   | 19:39:33 | 3.2      | Middle  | 2          | 2         | 16.24           | 8.31 | 26.59         | 97.9  | 8.18     | 1.8            | 2        |
| HKLR    | HY/2011/03 | 2016-02-15        | Mid-Ebb   | Cloudy            | SR10A   | 19:39:24 | 5.3      | Bottom  | 3          | 1         | 16.23           | 8.29 | 27.87         | 98.5  | 8.17     | 1.9            | 3.9      |
| HKLR    | HY/2011/03 | 2016-02-15        | Mid-Ebb   | Cloudy            | SR10A   | 19:38:47 | 5.3      | Bottom  | 3          | 2         | 16.19           | 8.3  | 27.5          | 98.2  | 8.17     | 1.8            | 2.1      |
| HKLR    | HY/2011/03 | 2016-02-15        | Mid-Ebb   | Cloudy            | SR10B   | 19:51:43 | 1.0      | Surface | 1          | 1         | 16.2            | 8.31 | 26.36         | 98.5  | 8.25     | 1.4            | 2.7      |
| HKLR    | HY/2011/03 | 2016-02-15        | Mid-Ebb   | Cloudy            | SR10B   | 19:52:03 | 1.0      | Surface | 1          | 2         | 16.21           | 8.31 | 26.42         | 98.5  | 8.25     | 1.4            | 3.7      |
| HKLR    | HY/2011/03 | 2016-02-15        | Mid-Ebb   | Cloudy            | SR10B   | 19:51:33 | 4.3      | Bottom  | 3          | 1         | 16.2            | 8.3  | 26.74         | 98.5  | 8.23     | 1.4            | 2.5      |
| HKLR    | HY/2011/03 | 2016-02-15        | Mid-Ebb   | Cloudy            | SR10B   | 19:51:55 | 4.3      | Bottom  | 3          | 2         | 16.21           | 8.3  | 26.87         | 98.5  | 8.22     | 1.4            | 2.3      |
| HKLR    | HY/2011/03 | 2016-02-15        | Mid-Ebb   | Cloudy            | CS2     | 17:26:43 | 1.0      | Surface | 1          | 1         | 12.8            | 8.26 | 29.52         | 101.7 | 8.96     | 2.9            | 4.4      |
| HKLR    | HY/2011/03 | 2016-02-15        | Mid-Ebb   | Cloudy            | CS2     | 17:26:19 | 1.0      | Surface | 1          | 2         | 12.79           | 8.27 | 29.61         | 100.3 | 8.83     | 3              | 4        |
| HKLR    | HY/2011/03 | 2016-02-15        | Mid-Ebb   | Cloudy            | CS2     | 17:26:33 | 4.1      | Middle  | 2          | 1         | 12.77           | 8.25 | 31.3          | 101.9 | 8.88     | 3.2            | 4.8      |
| HKLR    | HY/2011/03 | 2016-02-15        | Mid-Ebb   | Cloudy            | CS2     | 17:26:11 | 4.1      | Middle  | 2          | 2         | 12.75           | 8.27 | 31.47         | 101.9 | 8.87     | 3.3            | 4.6      |
| HKLR    | HY/2011/03 | 2016-02-15        | Mid-Ebb   | Cloudy            | CS2     | 17:25:57 | 7.1      | Bottom  | 3          | 1         | 12.71           | 8.29 | 31.94         | 107.5 | 9.33     | 3.3            | 3.9      |
| HKLR    | HY/2011/03 | 2016-02-15        | Mid-Ebb   | Cloudy            | CS2     | 17:26:27 | 7.1      | Bottom  | 3          | 2         | 12.8            | 8.25 | 31.38         | 101.6 | 8.84     | 3.4            | 4.6      |
| HKLR    | HY/2011/03 | 2016-02-15        | Mid-Ebb   | Cloudy            | CS(Mf)5 | 18:58:09 | 1.0      | Surface | 1          | 1         | 16.16           | 8.32 | 26.4          | 96.8  | 8.11     | 1.6            | 1.7      |
| HKLR    | HY/2011/03 | 2016-02-15        | Mid-Ebb   | Cloudy            | CS(Mf)5 | 18:57:31 | 1.0      | Surface | 1          | 2         | 16.13           | 8.32 | 26.33         | 97.2  | 8.16     | 1.5            | 1.8      |
| HKLR    | HY/2011/03 | 2016-02-15        | Mid-Ebb   | Cloudy            | CS(Mf)5 | 18:57:53 | 6.8      | Middle  | 2          | 1         | 16.29           | 8.28 | 29.1          | 96.7  | 7.95     | 1.9            | 1.3      |
| HKLR    | HY/2011/03 | 2016-02-15        | Mid-Ebb   | Cloudy            | CS(Mf)5 | 18:57:12 | 6.8      | Middle  | 2          | 2         | 16.29           | 8.28 | 29.1          | 97    | 7.98     | 1.9            | 2.2      |
| HKLR    | HY/2011/03 | 2016-02-15        | Mid-Ebb   | Cloudy            | CS(Mf)5 | 18:57:02 | 12.6     | Bottom  | 3          | 1         | 16.28           | 8.28 | 29.06         | 97.7  | 8.04     | 1.7            | 1.6      |
| HKLR    | HY/2011/03 | 2016-02-15        | Mid-Ebb   | Cloudy            | CS(Mf)5 | 18:57:46 | 12.6     | Bottom  | 3          | 2         | 16.28           | 8.28 | 29.15         | 97.1  | 7.98     | 1.7            | 1.7      |
| HKLR    | HY/2011/03 | 2016-02-15        | Mid-Flood | Cloudy            | IS5     | 12:52:45 | 1.0      | Surface | 1          | 1         | 16.98           | 8.23 | 24.87         | 98    | 8.15     | 3.7            | 5        |
| HKLR    | HY/2011/03 | 2016-02-15        | Mid-Flood | Cloudy            | IS5     | 12:53:22 | 1.0      | Surface | 1          | 2         | 16.97           | 8.24 | 24.86         | 97.8  | 8.14     | 3.6            | 4        |
| HKLR    | HY/2011/03 | 2016-02-15        | Mid-Flood | Cloudy            | IS5     | 12:53:09 | 4.2      | Middle  | 2          | 1         | 17.15           | 8.23 | 25.05         | 97.5  | 8.07     | 4.4            | 4.4      |
| HKLR    | HY/2011/03 | 2016-02-15        | Mid-Flood | Cloudy            | IS5     | 12:52:36 | 4.2      | Middle  | 2          | 2         | 17.11           | 8.23 | 24.99         | 97.9  | 8.12     | 4.4            | 4.2      |
| HKLR    | HY/2011/03 | 2016-02-15        | Mid-Flood | Cloudy            | IS5     | 12:52:58 | 7.3      | Bottom  | 3          | 1         | 17.26           | 8.22 | 25.38         | 98.3  | 8.11     | 4.5            | 4.8      |
| HKLR    | HY/2011/03 | 2016-02-15        | Mid-Flood | Cloudy            | IS5     | 12:52:25 | 7.3      | Bottom  | 3          | 2         | 17.23           | 8.22 | 25.38         | 98.8  | 8.16     | 4.4            | 3.8      |
| HKLR    | HY/2011/03 | 2016-02-15        | Mid-Flood | Cloudy            | IS(Mf)6 | 12:41:53 | 1.0      | Surface | 1          | 1         | 16.88           | 8.24 | 24.56         | 100.9 | 8.43     | 3              | 2.4      |
| HKLR    | HY/2011/03 | 2016-02-15        | Mid-Flood | Cloudy            | IS(Mf)6 | 12:41:38 | 1.0      | Surface | 1          | 2         | 16.88           | 8.24 | 24.55         | 101.5 | 8.48     | 3.2            | 2.5      |
| HKLR    | HY/2011/03 | 2016-02-15        | Mid-Flood | Cloudy            | IS(Mf)6 | 12:41:47 | 2.2      | Bottom  | 3          | 1         | 16.87           | 8.24 | 24.64         | 101.2 | 8.45     | 3              | 2.9      |
| HKLR    | HY/2011/03 | 2016-02-15        | Mid-Flood | Cloudy            | IS(Mf)6 | 12:41:34 | 2.2      | Bottom  | 3          | 2         | 16.88           | 8.23 | 24.62         | 101.8 | 8.5      | 3.3            | 3.1      |
| HKLR    | HY/2011/03 | 2016-02-15        | Mid-Flood | Cloudy            | IS7     | 12:31:05 | 1.0      | Surface | 1          | 1         | 16.96           | 8.24 | 24.75         | 98.7  | 8.22     | 5.2            | 5.2      |
| HKLR    | HY/2011/03 | 2016-02-15        | Mid-Flood | Cloudy            | IS7     | 12:31:16 | 1.0      | Surface | 1          | 2         | 16.91           | 8.24 | 24.73         | 98.7  | 8.23     | 5              | 4.8      |
| HKLR    | HY/2011/03 | 2016-02-15        | Mid-Flood | Cloudy            | IS7     | 12:31:01 | 2.2      | Bottom  | 3          | 1         | 16.99           | 8.23 | 24.82         | 98.9  | 8.23     | 5.6            | 4.6      |
| HKLR    | HY/2011/03 | 2016-02-15        | Mid-Flood | Cloudy            | IS7     | 12:31:09 | 2.2      | Bottom  | 3          | 2         | 16.93           | 8.24 | 24.78         | 98.8  | 8.23     | 5.3            | 5.1      |
| HKLR    | HY/2011/03 | 2016-02-15        | Mid-Flood | Cloudy            | IS8     | 12:02:59 | 1.0      | Surface | 1          | 1         | 16.84           | 8.24 | 24.89         | 98.8  | 8.24     | 4.8            | 4.8      |
| HKLR    | HY/2011/03 | 2016-02-15        | Mid-Flood | Cloudy            | IS8     | 12:02:48 | 1.0      | Surface | 1          | 2         | 16.83           | 8.24 | 24.85         | 99.4  | 8.3      | 4.7            | 4.6      |

## Water Quality Monitoring Data

| Project | Works      | Date (yyyy-mm-dd) | Tide      | Weather Condition | Station | Time     | Depth, m | Level   | Level_Code | Replicate | Temperature, °C | pH   | Salinity, ppt | DO, % | DO, mg/L | Turbidity, NTU | SS, mg/L |
|---------|------------|-------------------|-----------|-------------------|---------|----------|----------|---------|------------|-----------|-----------------|------|---------------|-------|----------|----------------|----------|
| HKLR    | HY/2011/03 | 2016-02-15        | Mid-Flood | Cloudy            | IS8     | 12:02:40 | 2.8      | Bottom  | 3          | 1         | 16.85           | 8.23 | 24.95         | 100   | 8.34     | 4.9            | 4.2      |
| HKLR    | HY/2011/03 | 2016-02-15        | Mid-Flood | Cloudy            | IS8     | 12:02:53 | 2.8      | Bottom  | 3          | 2         | 16.83           | 8.24 | 24.94         | 99.1  | 8.27     | 4.9            | 5        |
| HKLR    | HY/2011/03 | 2016-02-15        | Mid-Flood | Cloudy            | IS(Mf)9 | 12:23:58 | 1.0      | Surface | 1          | 1         | 16.91           | 8.23 | 24.72         | 99.6  | 8.31     | 4.3            | 5.6      |
| HKLR    | HY/2011/03 | 2016-02-15        | Mid-Flood | Cloudy            | IS(Mf)9 | 12:23:42 | 1.0      | Surface | 1          | 2         | 16.92           | 8.23 | 24.72         | 99.8  | 8.33     | 4.5            | 5.1      |
| HKLR    | HY/2011/03 | 2016-02-15        | Mid-Flood | Cloudy            | IS(Mf)9 | 12:23:35 | 2.5      | Bottom  | 3          | 1         | 16.95           | 8.23 | 24.76         | 100.1 | 8.34     | 5              | 4.6      |
| HKLR    | HY/2011/03 | 2016-02-15        | Mid-Flood | Cloudy            | IS(Mf)9 | 12:23:48 | 2.5      | Bottom  | 3          | 2         | 16.91           | 8.23 | 24.73         | 99.8  | 8.32     | 4.6            | 5.9      |
| HKLR    | HY/2011/03 | 2016-02-15        | Mid-Flood | Cloudy            | IS10    | 11:58:32 | 1.0      | Surface | 1          | 1         | 12.99           | 8.24 | 30.19         | 97.9  | 8.55     | 5.4            | 5.9      |
| HKLR    | HY/2011/03 | 2016-02-15        | Mid-Flood | Cloudy            | IS10    | 11:57:56 | 1.0      | Surface | 1          | 2         | 13              | 8.22 | 30.14         | 98.4  | 8.59     | 5.6            | 6.3      |
| HKLR    | HY/2011/03 | 2016-02-15        | Mid-Flood | Cloudy            | IS10    | 11:57:44 | 5.4      | Middle  | 2          | 1         | 12.91           | 8.2  | 31.22         | 98.2  | 8.53     | 6.1            | 6.4      |
| HKLR    | HY/2011/03 | 2016-02-15        | Mid-Flood | Cloudy            | IS10    | 11:58:21 | 5.4      | Middle  | 2          | 2         | 12.9            | 8.23 | 31.29         | 97.8  | 8.5      | 6.2            | 6.1      |
| HKLR    | HY/2011/03 | 2016-02-15        | Mid-Flood | Cloudy            | IS10    | 11:57:38 | 9.7      | Bottom  | 3          | 1         | 12.94           | 8.2  | 31.01         | 98.1  | 8.53     | 6              | 6.1      |
| HKLR    | HY/2011/03 | 2016-02-15        | Mid-Flood | Cloudy            | IS10    | 11:58:13 | 9.7      | Bottom  | 3          | 2         | 12.9            | 8.22 | 31.3          | 97.7  | 8.49     | 5.9            | 5.2      |
| HKLR    | HY/2011/03 | 2016-02-15        | Mid-Flood | Cloudy            | SR3     | 13:01:23 | 0.9      | Middle  | 2          | 1         | 16.98           | 8.24 | 24.86         | 98.7  | 8.22     | 3.1            | 4.8      |
| HKLR    | HY/2011/03 | 2016-02-15        | Mid-Flood | Cloudy            | SR3     | 13:01:19 | 0.9      | Middle  | 2          | 2         | 16.98           | 8.24 | 24.87         | 98.7  | 8.21     | 3.1            | 4.9      |
| HKLR    | HY/2011/03 | 2016-02-15        | Mid-Flood | Cloudy            | SR4     | 12:13:22 | 1.0      | Surface | 1          | 1         | 16.82           | 8.24 | 24.86         | 97.5  | 8.14     | 4.4            | 4.7      |
| HKLR    | HY/2011/03 | 2016-02-15        | Mid-Flood | Cloudy            | SR4     | 12:13:09 | 1.0      | Surface | 1          | 2         | 16.83           | 8.24 | 24.87         | 97.4  | 8.13     | 4.6            | 5.3      |
| HKLR    | HY/2011/03 | 2016-02-15        | Mid-Flood | Cloudy            | SR4     | 12:13:15 | 2.6      | Bottom  | 3          | 1         | 16.81           | 8.24 | 24.91         | 97.4  | 8.13     | 4.7            | 4.8      |
| HKLR    | HY/2011/03 | 2016-02-15        | Mid-Flood | Cloudy            | SR4     | 12:13:02 | 2.6      | Bottom  | 3          | 2         | 16.84           | 8.23 | 24.97         | 97.4  | 8.12     | 5              | 5.4      |
| HKLR    | HY/2011/03 | 2016-02-15        | Mid-Flood | Cloudy            | SR5     | 12:07:53 | 1.0      | Surface | 1          | 1         | 13.02           | 8.26 | 30            | 98.6  | 8.62     | 4.7            | 7.8      |
| HKLR    | HY/2011/03 | 2016-02-15        | Mid-Flood | Cloudy            | SR5     | 12:07:36 | 1.0      | Surface | 1          | 2         | 13.01           | 8.24 | 30.19         | 98.4  | 8.59     | 4.7            | 7.8      |
| HKLR    | HY/2011/03 | 2016-02-15        | Mid-Flood | Cloudy            | SR5     | 12:07:28 | 4.4      | Bottom  | 3          | 1         | 13.02           | 8.23 | 30.29         | 98.4  | 8.58     | 4.7            | 7.2      |
| HKLR    | HY/2011/03 | 2016-02-15        | Mid-Flood | Cloudy            | SR5     | 12:07:42 | 4.4      | Bottom  | 3          | 2         | 13.01           | 8.24 | 30.36         | 98.2  | 8.56     | 4.8            | 7.2      |
| HKLR    | HY/2011/03 | 2016-02-15        | Mid-Flood | Cloudy            | SR10A   | 10:52:09 | 1.0      | Surface | 1          | 1         | 16.33           | 8.2  | 27.5          | 94.7  | 7.85     | 2.2            | 4.1      |
| HKLR    | HY/2011/03 | 2016-02-15        | Mid-Flood | Cloudy            | SR10A   | 10:52:50 | 1.0      | Surface | 1          | 2         | 16.33           | 8.2  | 27.58         | 94.6  | 7.84     | 2              | 3.5      |
| HKLR    | HY/2011/03 | 2016-02-15        | Mid-Flood | Cloudy            | SR10A   | 10:52:41 | 3.3      | Middle  | 2          | 1         | 16.33           | 8.2  | 27.62         | 94.5  | 7.83     | 1.9            | 5.3      |
| HKLR    | HY/2011/03 | 2016-02-15        | Mid-Flood | Cloudy            | SR10A   | 10:51:59 | 3.3      | Middle  | 2          | 2         | 16.34           | 8.2  | 27.54         | 94.6  | 7.84     | 2.1            | 5.7      |
| HKLR    | HY/2011/03 | 2016-02-15        | Mid-Flood | Cloudy            | SR10A   | 10:52:31 | 5.5      | Bottom  | 3          | 1         | 16.32           | 8.2  | 27.7          | 94.4  | 7.82     | 2              | 5        |
| HKLR    | HY/2011/03 | 2016-02-15        | Mid-Flood | Cloudy            | SR10A   | 10:51:49 | 5.5      | Bottom  | 3          | 2         | 16.33           | 8.2  | 27.52         | 94.4  | 7.83     | 2              | 5        |
| HKLR    | HY/2011/03 | 2016-02-15        | Mid-Flood | Cloudy            | SR10B   | 10:38:24 | 1.0      | Surface | 1          | 1         | 16.33           | 8.19 | 26.98         | 95.8  | 7.97     | 2.2            | 11.5     |
| HKLR    | HY/2011/03 | 2016-02-15        | Mid-Flood | Cloudy            | SR10B   | 10:38:05 | 1.0      | Surface | 1          | 2         | 16.33           | 8.19 | 26.78         | 96.7  | 8.06     | 2.3            | 13.5     |
| HKLR    | HY/2011/03 | 2016-02-15        | Mid-Flood | Cloudy            | SR10B   | 10:38:13 | 4.1      | Bottom  | 3          | 1         | 16.33           | 8.19 | 26.94         | 96.2  | 8.01     | 2.2            | 4.5      |
| HKLR    | HY/2011/03 | 2016-02-15        | Mid-Flood | Cloudy            | SR10B   | 10:37:52 | 4.1      | Bottom  | 3          | 2         | 16.33           | 8.19 | 26.61         | 97.6  | 8.14     | 2.3            | 4.4      |
| HKLR    | HY/2011/03 | 2016-02-15        | Mid-Flood | Cloudy            | CS2     | 13:22:01 | 1.0      | Surface | 1          | 1         | 12.99           | 8.29 | 26.59         | 98.1  | 8.76     | 3.5            | 6.1      |
| HKLR    | HY/2011/03 | 2016-02-15        | Mid-Flood | Cloudy            | CS2     | 13:21:33 | 1.0      | Surface | 1          | 2         | 13              | 8.25 | 26.81         | 98    | 8.74     | 3.5            | 5.6      |
| HKLR    | HY/2011/03 | 2016-02-15        | Mid-Flood | Cloudy            | CS2     | 13:21:23 | 4.0      | Middle  | 2          | 1         | 12.99           | 8.22 | 27.52         | 99.2  | 8.81     | 3.7            | 5.5      |
| HKLR    | HY/2011/03 | 2016-02-15        | Mid-Flood | Cloudy            | CS2     | 13:21:49 | 4.0      | Middle  | 2          | 2         | 12.99           | 8.27 | 27.46         | 98.9  | 8.78     | 3.6            | 5.6      |
| HKLR    | HY/2011/03 | 2016-02-15        | Mid-Flood | Cloudy            | CS2     | 13:21:13 | 7.0      | Bottom  | 3          | 1         | 13              | 8.18 | 27.24         | 99.8  | 8.88     | 3.8            | 4.4      |
| HKLR    | HY/2011/03 | 2016-02-15        | Mid-Flood | Cloudy            | CS2     | 13:21:41 | 7.0      | Bottom  | 3          | 2         | 12.99           | 8.26 | 27.44         | 99    | 8.8      | 3.6            | 4.8      |
| HKLR    | HY/2011/03 | 2016-02-15        | Mid-Flood | Cloudy            | CS(Mf)5 | 11:21:02 | 1.0      | Surface | 1          | 1         | 16.36           | 8.25 | 26.56         | 96.8  | 8.07     | 2.1            | 3.6      |
| HKLR    | HY/2011/03 | 2016-02-15        | Mid-Flood | Cloudy            | CS(Mf)5 | 11:21:40 | 1.0      | Surface | 1          | 2         | 16.36           | 8.25 | 26.48         | 95.9  | 8        | 2              | 4.2      |
| HKLR    | HY/2011/03 | 2016-02-15        | Mid-Flood | Cloudy            | CS(Mf)5 | 11:21:25 | 6.9      | Middle  | 2          | 1         | 16.41           | 8.23 | 28            | 96    | 7.92     | 2.3            | 3.7      |
| HKLR    | HY/2011/03 | 2016-02-15        | Mid-Flood | Cloudy            | CS(Mf)5 | 11:20:49 | 6.9      | Middle  | 2          | 2         | 16.41           | 8.23 | 28.05         | 97.1  | 8.02     | 2.5            | 4.2      |
| HKLR    | HY/2011/03 | 2016-02-15        | Mid-Flood | Cloudy            | CS(Mf)5 | 11:20:44 | 12.7     | Bottom  | 3          | 1         | 16.4            | 8.23 | 28.23         | 97.5  | 8.04     | 2.6            | 4        |
| HKLR    | HY/2011/03 | 2016-02-15        | Mid-Flood | Cloudy            | CS(Mf)5 | 11:21:15 | 12.7     | Bottom  | 3          | 2         | 16.41           | 8.23 | 27.96         | 96.5  | 7.97     | 2.5            | 3.4      |
| HKLR    | HY/2011/03 | 2016-02-17        | Mid-Ebb   | Cloudy            | ISS     | 09:47:27 | 1.0      | Surface | 1          | 1         | 15.87           | 8.25 | 26.59         | 95.9  | 8.08     | 4.2            | 3.2      |
| HKLR    | HY/2011/03 | 2016-02-17        | Mid-Ebb   | Cloudy            | ISS     | 09:48:07 | 1.0      | Surface | 1          | 2         | 15.84           | 8.25 | 26.53         | 95.5  | 8.04     | 4.1            | 3.9      |
| HKLR    | HY/2011/03 | 2016-02-17        | Mid-Ebb   | Cloudy            | ISS     | 09:47:21 | 4.0      | Middle  | 2          | 1         | 15.91           | 8.24 | 26.84         | 96.1  | 8.07     | 4.4            | 3.8      |
| HKLR    | HY/2011/03 | 2016-02-17        | Mid-Ebb   | Cloudy            | ISS     | 09:47:58 | 4.0      | Middle  | 2          | 2         | 15.91           | 8.25 | 26.86         | 95.6  | 8.03     | 4.3            | 4        |
| HKLR    | HY/2011/03 | 2016-02-17        | Mid-Ebb   | Cloudy            | ISS     | 09:47:49 | 7.0      | Bottom  | 3          | 1         | 15.93           | 8.24 | 27.18         | 95.5  | 8        | 4.3            | 3        |
| HKLR    | HY/2011/03 | 2016-02-17        | Mid-Ebb   | Cloudy            | ISS     | 09:47:08 | 7.0      | Bottom  | 3          | 2         | 15.88           | 8.24 | 26.97         | 96.4  | 8.1      | 4.4            | 4.4      |
| HKLR    | HY/2011/03 | 2016-02-17        | Mid-Ebb   | Cloudy            | IS(Mf)6 | 09:37:19 | 1.0      | Surface | 1          | 1         | 15.88           | 8.23 | 26.59         | 96.6  | 8.13     | 3.4            | 2.9      |
| HKLR    | HY/2011/03 | 2016-02-17        | Mid-Ebb   | Cloudy            | IS(Mf)6 | 09:37:38 | 1.0      | Surface | 1          | 2         | 15.89           | 8.23 | 26.61         | 96    | 8.08     | 3.1            | 3.1      |

## Water Quality Monitoring Data

| Project | Works      | Date (yyyy-mm-dd) | Tide    | Weather Condition | Station | Time     | Depth, m | Level   | Level_Code | Replicate | Temperature, °C | pH   | Salinity, ppt | DO, % | DO, mg/L | Turbidity, NTU | SS, mg/L |
|---------|------------|-------------------|---------|-------------------|---------|----------|----------|---------|------------|-----------|-----------------|------|---------------|-------|----------|----------------|----------|
| HKLR    | HY/2011/03 | 2016-02-17        | Mid-Ebb | Cloudy            | IS(Mf)6 | 09:37:29 | 2.1      | Bottom  | 3          | 1         | 15.9            | 8.23 | 26.72         | 96.2  | 8.09     | 3.3            | 3.3      |
| HKLR    | HY/2011/03 | 2016-02-17        | Mid-Ebb | Cloudy            | IS(Mf)6 | 09:37:07 | 2.1      | Bottom  | 3          | 2         | 15.89           | 8.22 | 26.69         | 97.3  | 8.18     | 3.3            | 3.5      |
| HKLR    | HY/2011/03 | 2016-02-17        | Mid-Ebb | Cloudy            | IS7     | 09:29:46 | 1.0      | Surface | 1          | 1         | 15.66           | 8.25 | 26.03         | 95.3  | 8.09     | 2.5            | 1.2      |
| HKLR    | HY/2011/03 | 2016-02-17        | Mid-Ebb | Cloudy            | IS7     | 09:30:03 | 1.0      | Surface | 1          | 2         | 15.66           | 8.25 | 26.09         | 95.5  | 8.1      | 2.5            | 1.4      |
| HKLR    | HY/2011/03 | 2016-02-17        | Mid-Ebb | Cloudy            | IS7     | 09:29:51 | 2.2      | Bottom  | 3          | 1         | 15.68           | 8.24 | 26.2          | 95.6  | 8.1      | 2.5            | 2.2      |
| HKLR    | HY/2011/03 | 2016-02-17        | Mid-Ebb | Cloudy            | IS7     | 09:29:38 | 2.2      | Bottom  | 3          | 2         | 15.66           | 8.24 | 26.19         | 95.6  | 8.1      | 2.6            | 1.9      |
| HKLR    | HY/2011/03 | 2016-02-17        | Mid-Ebb | Cloudy            | IS8     | 09:06:35 | 1.0      | Surface | 1          | 1         | 15.82           | 8.24 | 26.56         | 97.7  | 8.24     | 4.3            | 1.7      |
| HKLR    | HY/2011/03 | 2016-02-17        | Mid-Ebb | Cloudy            | IS8     | 09:06:47 | 1.0      | Surface | 1          | 2         | 15.91           | 8.24 | 26.71         | 97    | 8.15     | 4.2            | 1.5      |
| HKLR    | HY/2011/03 | 2016-02-17        | Mid-Ebb | Cloudy            | IS8     | 09:06:40 | 3.0      | Bottom  | 3          | 1         | 15.88           | 8.23 | 26.79         | 97.4  | 8.19     | 4.4            | 2.5      |
| HKLR    | HY/2011/03 | 2016-02-17        | Mid-Ebb | Cloudy            | IS8     | 09:06:27 | 3.0      | Bottom  | 3          | 2         | 15.85           | 8.23 | 26.69         | 98.6  | 8.3      | 4.1            | 2.9      |
| HKLR    | HY/2011/03 | 2016-02-17        | Mid-Ebb | Cloudy            | IS(Mf)9 | 09:21:39 | 1.0      | Surface | 1          | 1         | 15.71           | 8.24 | 25.95         | 96.1  | 8.15     | 2.5            | 2.2      |
| HKLR    | HY/2011/03 | 2016-02-17        | Mid-Ebb | Cloudy            | IS(Mf)9 | 09:21:22 | 1.0      | Surface | 1          | 2         | 15.74           | 8.24 | 26.07         | 97    | 8.21     | 2.5            | 2.1      |
| HKLR    | HY/2011/03 | 2016-02-17        | Mid-Ebb | Cloudy            | IS(Mf)9 | 09:21:16 | 2.6      | Bottom  | 3          | 1         | 15.75           | 8.23 | 26.35         | 97.7  | 8.26     | 2.6            | 2.3      |
| HKLR    | HY/2011/03 | 2016-02-17        | Mid-Ebb | Cloudy            | IS(Mf)9 | 09:21:29 | 2.6      | Bottom  | 3          | 2         | 15.85           | 8.23 | 26.97         | 97.1  | 8.16     | 2.5            | 2.5      |
| HKLR    | HY/2011/03 | 2016-02-17        | Mid-Ebb | Cloudy            | IS10    | 08:37:13 | 1.0      | Surface | 1          | 1         | 12.11           | 8.3  | 31.81         | 97.5  | 8.59     | 2.5            | 0.8      |
| HKLR    | HY/2011/03 | 2016-02-17        | Mid-Ebb | Cloudy            | IS10    | 08:37:53 | 1.0      | Surface | 1          | 2         | 11.98           | 8.32 | 30.77         | 96.5  | 8.57     | 2.4            | 0.8      |
| HKLR    | HY/2011/03 | 2016-02-17        | Mid-Ebb | Cloudy            | IS10    | 08:37:04 | 5.4      | Middle  | 2          | 1         | 12.23           | 8.28 | 32.18         | 99.7  | 8.73     | 2.6            | 1        |
| HKLR    | HY/2011/03 | 2016-02-17        | Mid-Ebb | Cloudy            | IS10    | 08:37:39 | 5.4      | Middle  | 2          | 2         | 12.25           | 8.31 | 31.58         | 99    | 8.71     | 2.5            | 1.3      |
| HKLR    | HY/2011/03 | 2016-02-17        | Mid-Ebb | Cloudy            | IS10    | 08:36:58 | 9.7      | Bottom  | 3          | 1         | 12.18           | 8.28 | 32.21         | 99.7  | 8.74     | 2.6            | 1.1      |
| HKLR    | HY/2011/03 | 2016-02-17        | Mid-Ebb | Cloudy            | IS10    | 08:37:31 | 9.7      | Bottom  | 3          | 2         | 12.21           | 8.3  | 31.83         | 99.1  | 8.71     | 2.5            | 1.4      |
| HKLR    | HY/2011/03 | 2016-02-17        | Mid-Ebb | Cloudy            | SR3     | 09:55:45 | 0.7      | Middle  | 2          | 1         | 15.78           | 8.25 | 26.38         | 95.5  | 8.06     | 3.7            | 3.5      |
| HKLR    | HY/2011/03 | 2016-02-17        | Mid-Ebb | Cloudy            | SR3     | 09:55:51 | 0.7      | Middle  | 2          | 2         | 15.78           | 8.25 | 26.38         | 95.5  | 8.07     | 3.5            | 3.1      |
| HKLR    | HY/2011/03 | 2016-02-17        | Mid-Ebb | Cloudy            | SR4     | 09:13:44 | 1.0      | Surface | 1          | 1         | 15.79           | 8.24 | 26.28         | 94.7  | 8        | 4.2            | 3        |
| HKLR    | HY/2011/03 | 2016-02-17        | Mid-Ebb | Cloudy            | SR4     | 09:13:59 | 1.0      | Surface | 1          | 2         | 15.74           | 8.25 | 26.45         | 94.5  | 7.98     | 4.3            | 2.8      |
| HKLR    | HY/2011/03 | 2016-02-17        | Mid-Ebb | Cloudy            | SR4     | 09:13:51 | 2.7      | Bottom  | 3          | 1         | 15.81           | 8.24 | 26.79         | 94.8  | 7.98     | 4.4            | 3.9      |
| HKLR    | HY/2011/03 | 2016-02-17        | Mid-Ebb | Cloudy            | SR4     | 09:13:37 | 2.7      | Bottom  | 3          | 2         | 15.89           | 8.24 | 26.88         | 95    | 7.98     | 4.4            | 2.1      |
| HKLR    | HY/2011/03 | 2016-02-17        | Mid-Ebb | Cloudy            | SR5     | 08:40:13 | 1.0      | Surface | 1          | 1         | 11.89           | 8.36 | 28.55         | 99.6  | 9        | 2.2            | 0.7      |
| HKLR    | HY/2011/03 | 2016-02-17        | Mid-Ebb | Cloudy            | SR5     | 08:39:42 | 1.0      | Surface | 1          | 2         | 11.96           | 8.36 | 28.98         | 100.6 | 9.04     | 2.4            | 0.9      |
| HKLR    | HY/2011/03 | 2016-02-17        | Mid-Ebb | Cloudy            | SR5     | 08:39:59 | 4.2      | Bottom  | 3          | 1         | 12.13           | 8.35 | 29.22         | 100.4 | 8.98     | 2.4            | 1.2      |
| HKLR    | HY/2011/03 | 2016-02-17        | Mid-Ebb | Cloudy            | SR5     | 08:39:32 | 4.2      | Bottom  | 3          | 2         | 12.1            | 8.35 | 29.6          | 101.8 | 9.09     | 2.6            | 1.1      |
| HKLR    | HY/2011/03 | 2016-02-17        | Mid-Ebb | Cloudy            | SR10A   | 07:51:32 | 1.0      | Surface | 1          | 1         | 15.84           | 8.21 | 27.51         | 95.2  | 7.97     | 1.4            | 1.2      |
| HKLR    | HY/2011/03 | 2016-02-17        | Mid-Ebb | Cloudy            | SR10A   | 07:52:00 | 1.0      | Surface | 1          | 2         | 15.89           | 8.22 | 27.39         | 94.9  | 7.94     | 1.4            | 1.4      |
| HKLR    | HY/2011/03 | 2016-02-17        | Mid-Ebb | Cloudy            | SR10A   | 07:51:21 | 3.3      | Middle  | 2          | 1         | 15.97           | 8.2  | 28.32         | 95.1  | 7.9      | 1.3            | 2        |
| HKLR    | HY/2011/03 | 2016-02-17        | Mid-Ebb | Cloudy            | SR10A   | 07:51:54 | 3.3      | Middle  | 2          | 2         | 15.97           | 8.21 | 28.42         | 95    | 7.89     | 1.3            | 2.5      |
| HKLR    | HY/2011/03 | 2016-02-17        | Mid-Ebb | Cloudy            | SR10A   | 07:51:11 | 5.5      | Bottom  | 3          | 1         | 15.93           | 8.2  | 28.5          | 95.1  | 7.9      | 1.4            | 2.5      |
| HKLR    | HY/2011/03 | 2016-02-17        | Mid-Ebb | Cloudy            | SR10A   | 07:51:44 | 5.5      | Bottom  | 3          | 2         | 15.99           | 8.2  | 28.45         | 95    | 7.89     | 1.4            | 2        |
| HKLR    | HY/2011/03 | 2016-02-17        | Mid-Ebb | Cloudy            | SR10B   | 07:41:45 | 1.0      | Surface | 1          | 1         | 15.9            | 8.18 | 27.15         | 95.3  | 7.99     | 1.4            | 2        |
| HKLR    | HY/2011/03 | 2016-02-17        | Mid-Ebb | Cloudy            | SR10B   | 07:41:31 | 1.0      | Surface | 1          | 2         | 15.89           | 8.17 | 26.96         | 95.5  | 8.02     | 1.4            | 2.1      |
| HKLR    | HY/2011/03 | 2016-02-17        | Mid-Ebb | Cloudy            | SR10B   | 07:41:24 | 3.8      | Bottom  | 3          | 1         | 15.94           | 8.16 | 27.75         | 95.8  | 8        | 1.4            | 2.6      |
| HKLR    | HY/2011/03 | 2016-02-17        | Mid-Ebb | Cloudy            | SR10B   | 07:41:38 | 3.8      | Bottom  | 3          | 2         | 15.88           | 8.17 | 28.08         | 95.5  | 7.97     | 1.4            | 2.1      |
| HKLR    | HY/2011/03 | 2016-02-17        | Mid-Ebb | Cloudy            | CS2     | 10:01:48 | 1.0      | Surface | 1          | 1         | 11.99           | 8.35 | 25.61         | 98.6  | 9.05     | 2.5            | 2.2      |
| HKLR    | HY/2011/03 | 2016-02-17        | Mid-Ebb | Cloudy            | CS2     | 10:01:10 | 1.0      | Surface | 1          | 2         | 11.99           | 8.33 | 25.63         | 98.4  | 9.02     | 2.7            | 2.1      |
| HKLR    | HY/2011/03 | 2016-02-17        | Mid-Ebb | Cloudy            | CS2     | 10:01:36 | 3.9      | Middle  | 2          | 1         | 12.17           | 8.34 | 25.97         | 98.2  | 8.96     | 2.6            | 2.9      |
| HKLR    | HY/2011/03 | 2016-02-17        | Mid-Ebb | Cloudy            | CS2     | 10:01:00 | 3.9      | Middle  | 2          | 2         | 12.16           | 8.31 | 25.93         | 98.5  | 8.99     | 2.8            | 2.4      |
| HKLR    | HY/2011/03 | 2016-02-17        | Mid-Ebb | Cloudy            | CS2     | 10:01:26 | 6.7      | Bottom  | 3          | 1         | 12.19           | 8.34 | 26.04         | 98.4  | 8.96     | 2.6            | 2.9      |
| HKLR    | HY/2011/03 | 2016-02-17        | Mid-Ebb | Cloudy            | CS2     | 10:00:54 | 6.7      | Bottom  | 3          | 2         | 12.21           | 8.3  | 25.78         | 98.6  | 8.99     | 2.8            | 2.7      |
| HKLR    | HY/2011/03 | 2016-02-17        | Mid-Ebb | Cloudy            | CS(Mf)5 | 08:32:54 | 1.0      | Surface | 1          | 1         | 15.86           | 8.25 | 27.74         | 95.2  | 7.96     | 1.2            | 2.7      |
| HKLR    | HY/2011/03 | 2016-02-17        | Mid-Ebb | Cloudy            | CS(Mf)5 | 08:32:11 | 1.0      | Surface | 1          | 2         | 16              | 8.24 | 27.56         | 95    | 7.93     | 1.2            | 2.1      |
| HKLR    | HY/2011/03 | 2016-02-17        | Mid-Ebb | Cloudy            | CS(Mf)5 | 08:32:02 | 6.2      | Middle  | 2          | 1         | 15.97           | 8.23 | 28.65         | 94.8  | 7.87     | 1.2            | 2.6      |
| HKLR    | HY/2011/03 | 2016-02-17        | Mid-Ebb | Cloudy            | CS(Mf)5 | 08:32:40 | 6.2      | Middle  | 2          | 2         | 15.98           | 8.24 | 28.7          | 95    | 7.88     | 1.2            | 2        |
| HKLR    | HY/2011/03 | 2016-02-17        | Mid-Ebb | Cloudy            | CS(Mf)5 | 08:32:26 | 11.3     | Bottom  | 3          | 1         | 15.96           | 8.23 | 28.72         | 94.7  | 7.86     | 1.3            | 2.3      |
| HKLR    | HY/2011/03 | 2016-02-17        | Mid-Ebb | Cloudy            | CS(Mf)5 | 08:31:54 | 11.3     | Bottom  | 3          | 2         | 15.96           | 8.23 | 28.65         | 94.7  | 7.86     | 1.3            | 2.4      |

## Water Quality Monitoring Data

| Project | Works      | Date (yyyy-mm-dd) | Tide      | Weather Condition | Station | Time     | Depth, m | Level   | Level_Code | Replicate | Temperature, °C | pH   | Salinity, ppt | DO, % | DO, mg/L | Turbidity, NTU | SS, mg/L |
|---------|------------|-------------------|-----------|-------------------|---------|----------|----------|---------|------------|-----------|-----------------|------|---------------|-------|----------|----------------|----------|
| HKLR    | HY/2011/03 | 2016-02-17        | Mid-Flood | Cloudy            | IS5     | 13:00:19 | 1.0      | Surface | 1          | 1         | 15.92           | 8.3  | 26.7          | 95.1  | 8        | 5.4            | 7.8      |
| HKLR    | HY/2011/03 | 2016-02-17        | Mid-Flood | Cloudy            | IS5     | 13:00:40 | 1.0      | Surface | 1          | 2         | 15.94           | 8.29 | 26.79         | 94.9  | 7.97     | 5.3            | 7.6      |
| HKLR    | HY/2011/03 | 2016-02-17        | Mid-Flood | Cloudy            | IS5     | 13:00:08 | 4.1      | Middle  | 2          | 1         | 15.95           | 8.3  | 26.8          | 95    | 7.97     | 5.5            | 9.4      |
| HKLR    | HY/2011/03 | 2016-02-17        | Mid-Flood | Cloudy            | IS5     | 13:00:34 | 4.1      | Middle  | 2          | 2         | 16              | 8.29 | 27.02         | 94.9  | 7.95     | 5.3            | 9.7      |
| HKLR    | HY/2011/03 | 2016-02-17        | Mid-Flood | Cloudy            | IS5     | 13:00:27 | 7.2      | Bottom  | 3          | 1         | 15.95           | 8.29 | 27.67         | 95.2  | 7.95     | 5.4            | 9.6      |
| HKLR    | HY/2011/03 | 2016-02-17        | Mid-Flood | Cloudy            | IS5     | 12:59:55 | 7.2      | Bottom  | 3          | 2         | 15.97           | 8.29 | 27.97         | 95.7  | 7.97     | 5.4            | 9.7      |
| HKLR    | HY/2011/03 | 2016-02-17        | Mid-Flood | Cloudy            | IS(Mf)6 | 13:09:34 | 1.0      | Surface | 1          | 1         | 15.84           | 8.28 | 26.43         | 97.3  | 8.2      | 4.5            | 2.9      |
| HKLR    | HY/2011/03 | 2016-02-17        | Mid-Flood | Cloudy            | IS(Mf)6 | 13:09:23 | 1.0      | Surface | 1          | 2         | 15.83           | 8.28 | 26.41         | 98    | 8.26     | 4.5            | 2.8      |
| HKLR    | HY/2011/03 | 2016-02-17        | Mid-Flood | Cloudy            | IS(Mf)6 | 13:09:17 | 2.1      | Bottom  | 3          | 1         | 15.86           | 8.27 | 26.61         | 98.6  | 8.3      | 4.6            | 2.3      |
| HKLR    | HY/2011/03 | 2016-02-17        | Mid-Flood | Cloudy            | IS(Mf)6 | 13:09:28 | 2.1      | Bottom  | 3          | 2         | 15.83           | 8.27 | 26.53         | 97.7  | 8.24     | 4.4            | 3.2      |
| HKLR    | HY/2011/03 | 2016-02-17        | Mid-Flood | Cloudy            | IS7     | 13:16:34 | 1.0      | Surface | 1          | 1         | 15.84           | 8.28 | 26.48         | 96    | 8.09     | 4.2            | 2.8      |
| HKLR    | HY/2011/03 | 2016-02-17        | Mid-Flood | Cloudy            | IS7     | 13:16:24 | 1.0      | Surface | 1          | 2         | 15.83           | 8.28 | 26.48         | 96.1  | 8.11     | 4.5            | 3.1      |
| HKLR    | HY/2011/03 | 2016-02-17        | Mid-Flood | Cloudy            | IS7     | 13:16:17 | 2.2      | Bottom  | 3          | 1         | 15.83           | 8.28 | 26.59         | 96.2  | 8.11     | 4.5            | 3.2      |
| HKLR    | HY/2011/03 | 2016-02-17        | Mid-Flood | Cloudy            | IS7     | 13:16:29 | 2.2      | Bottom  | 3          | 2         | 15.84           | 8.28 | 26.58         | 96.1  | 8.1      | 4.4            | 2.8      |
| HKLR    | HY/2011/03 | 2016-02-17        | Mid-Flood | Cloudy            | IS8     | 13:39:09 | 1.0      | Surface | 1          | 1         | 15.93           | 8.26 | 26.55         | 94    | 7.91     | 13.4           | 7.7      |
| HKLR    | HY/2011/03 | 2016-02-17        | Mid-Flood | Cloudy            | IS8     | 13:39:27 | 1.0      | Surface | 1          | 2         | 15.86           | 8.27 | 26.61         | 94    | 7.91     | 13.2           | 7.8      |
| HKLR    | HY/2011/03 | 2016-02-17        | Mid-Flood | Cloudy            | IS8     | 13:39:03 | 3.0      | Bottom  | 3          | 1         | 15.91           | 8.26 | 27.81         | 94.1  | 7.86     | 13.2           | 10.1     |
| HKLR    | HY/2011/03 | 2016-02-17        | Mid-Flood | Cloudy            | IS8     | 13:39:15 | 3.0      | Bottom  | 3          | 2         | 15.9            | 8.26 | 27.66         | 94.2  | 7.87     | 13             | 11.3     |
| HKLR    | HY/2011/03 | 2016-02-17        | Mid-Flood | Cloudy            | IS(Mf)9 | 13:26:31 | 1.0      | Surface | 1          | 1         | 16.04           | 8.25 | 26.86         | 96.4  | 8.08     | 4.5            | 2        |
| HKLR    | HY/2011/03 | 2016-02-17        | Mid-Flood | Cloudy            | IS(Mf)9 | 13:26:19 | 1.0      | Surface | 1          | 2         | 16.03           | 8.25 | 26.81         | 97.4  | 8.16     | 4.5            | 2.2      |
| HKLR    | HY/2011/03 | 2016-02-17        | Mid-Flood | Cloudy            | IS(Mf)9 | 13:26:14 | 2.7      | Bottom  | 3          | 1         | 15.99           | 8.25 | 26.8          | 97.9  | 8.21     | 4.5            | 2.2      |
| HKLR    | HY/2011/03 | 2016-02-17        | Mid-Flood | Cloudy            | IS(Mf)9 | 13:26:26 | 2.7      | Bottom  | 3          | 2         | 16.05           | 8.25 | 27.03         | 96.9  | 8.11     | 4.6            | 2.3      |
| HKLR    | HY/2011/03 | 2016-02-17        | Mid-Flood | Cloudy            | IS10    | 13:59:51 | 1.0      | Surface | 1          | 1         | 11.89           | 8.39 | 23.43         | 101.1 | 9.43     | 2.3            | 1.5      |
| HKLR    | HY/2011/03 | 2016-02-17        | Mid-Flood | Cloudy            | IS10    | 13:59:21 | 1.0      | Surface | 1          | 2         | 11.9            | 8.37 | 23.23         | 100.8 | 9.41     | 2.2            | 1.5      |
| HKLR    | HY/2011/03 | 2016-02-17        | Mid-Flood | Cloudy            | IS10    | 13:59:09 | 5.3      | Middle  | 2          | 1         | 12.04           | 8.36 | 23.41         | 100.2 | 9.32     | 2.3            | 1.3      |
| HKLR    | HY/2011/03 | 2016-02-17        | Mid-Flood | Cloudy            | IS10    | 13:59:37 | 5.3      | Middle  | 2          | 2         | 12.03           | 8.38 | 23.5          | 100.8 | 9.36     | 2.3            | 1.3      |
| HKLR    | HY/2011/03 | 2016-02-17        | Mid-Flood | Cloudy            | IS10    | 13:59:30 | 9.6      | Bottom  | 3          | 1         | 11.98           | 8.38 | 23.48         | 101   | 9.39     | 2.2            | 1.2      |
| HKLR    | HY/2011/03 | 2016-02-17        | Mid-Flood | Cloudy            | IS10    | 13:58:56 | 9.6      | Bottom  | 3          | 2         | 12.15           | 8.33 | 23.7          | 101.2 | 9.36     | 2.4            | 1.3      |
| HKLR    | HY/2011/03 | 2016-02-17        | Mid-Flood | Cloudy            | SR3     | 12:51:31 | 0.7      | Middle  | 2          | 1         | 15.92           | 8.31 | 26.46         | 102.4 | 8.62     | 5.5            | 7.8      |
| HKLR    | HY/2011/03 | 2016-02-17        | Mid-Flood | Cloudy            | SR3     | 12:51:37 | 0.7      | Middle  | 2          | 2         | 15.92           | 8.31 | 26.48         | 101.5 | 8.54     | 5.4            | 8.3      |
| HKLR    | HY/2011/03 | 2016-02-17        | Mid-Flood | Cloudy            | SR4     | 13:32:11 | 1.0      | Surface | 1          | 1         | 15.89           | 8.26 | 26.71         | 95.5  | 8.03     | 12.2           | 4.9      |
| HKLR    | HY/2011/03 | 2016-02-17        | Mid-Flood | Cloudy            | SR4     | 13:31:51 | 1.0      | Surface | 1          | 2         | 15.92           | 8.26 | 26.8          | 96.1  | 8.07     | 11.7           | 5        |
| HKLR    | HY/2011/03 | 2016-02-17        | Mid-Flood | Cloudy            | SR4     | 13:31:45 | 2.7      | Bottom  | 3          | 1         | 15.94           | 8.25 | 27.19         | 96.6  | 8.09     | 12.5           | 7.8      |
| HKLR    | HY/2011/03 | 2016-02-17        | Mid-Flood | Cloudy            | SR4     | 13:32:00 | 2.7      | Bottom  | 3          | 2         | 15.93           | 8.25 | 27.1          | 95.8  | 8.03     | 12.1           | 8.3      |
| HKLR    | HY/2011/03 | 2016-02-17        | Mid-Flood | Cloudy            | SR5     | 13:50:33 | 1.0      | Surface | 1          | 1         | 11.9            | 8.41 | 23.96         | 102.9 | 9.56     | 2.2            | 1.4      |
| HKLR    | HY/2011/03 | 2016-02-17        | Mid-Flood | Cloudy            | SR5     | 13:51:00 | 1.0      | Surface | 1          | 2         | 11.91           | 8.41 | 23.77         | 102.1 | 9.49     | 2.2            | 1.2      |
| HKLR    | HY/2011/03 | 2016-02-17        | Mid-Flood | Cloudy            | SR5     | 13:50:23 | 4.3      | Bottom  | 3          | 1         | 11.93           | 8.41 | 24.16         | 103.5 | 9.59     | 2.3            | 1.7      |
| HKLR    | HY/2011/03 | 2016-02-17        | Mid-Flood | Cloudy            | SR5     | 13:50:51 | 4.3      | Bottom  | 3          | 2         | 11.95           | 8.41 | 23.92         | 102.5 | 9.52     | 2.3            | 2        |
| HKLR    | HY/2011/03 | 2016-02-17        | Mid-Flood | Cloudy            | SR10A   | 15:01:52 | 1.0      | Surface | 1          | 1         | 15.8            | 8.29 | 27.87         | 96.3  | 8.05     | 1.3            | 2        |
| HKLR    | HY/2011/03 | 2016-02-17        | Mid-Flood | Cloudy            | SR10A   | 15:01:30 | 1.0      | Surface | 1          | 2         | 15.8            | 8.29 | 27.69         | 96.4  | 8.07     | 1.3            | 2        |
| HKLR    | HY/2011/03 | 2016-02-17        | Mid-Flood | Cloudy            | SR10A   | 15:01:20 | 3.3      | Middle  | 2          | 1         | 15.8            | 8.29 | 28.19         | 96.3  | 8.04     | 1.4            | 2        |
| HKLR    | HY/2011/03 | 2016-02-17        | Mid-Flood | Cloudy            | SR10A   | 15:01:46 | 3.3      | Middle  | 2          | 2         | 15.81           | 8.29 | 28.19         | 96.4  | 8.04     | 1.4            | 2        |
| HKLR    | HY/2011/03 | 2016-02-17        | Mid-Flood | Cloudy            | SR10A   | 15:01:37 | 5.6      | Bottom  | 3          | 1         | 15.83           | 8.28 | 28.81         | 96.6  | 8.03     | 1.3            | 2.6      |
| HKLR    | HY/2011/03 | 2016-02-17        | Mid-Flood | Cloudy            | SR10A   | 15:01:11 | 5.6      | Bottom  | 3          | 2         | 15.83           | 8.28 | 28.77         | 96.4  | 8.01     | 1.3            | 2.9      |
| HKLR    | HY/2011/03 | 2016-02-17        | Mid-Flood | Cloudy            | SR10B   | 15:11:07 | 1.0      | Surface | 1          | 1         | 15.8            | 8.29 | 27.77         | 96.4  | 8.07     | 1.3            | 1.9      |
| HKLR    | HY/2011/03 | 2016-02-17        | Mid-Flood | Cloudy            | SR10B   | 15:10:52 | 1.0      | Surface | 1          | 2         | 15.8            | 8.29 | 27.89         | 96.2  | 8.05     | 1.3            | 1.8      |
| HKLR    | HY/2011/03 | 2016-02-17        | Mid-Flood | Cloudy            | SR10B   | 15:10:57 | 4.5      | Bottom  | 3          | 1         | 15.79           | 8.29 | 28.01         | 96.4  | 8.06     | 1.4            | 1.6      |
| HKLR    | HY/2011/03 | 2016-02-17        | Mid-Flood | Cloudy            | SR10B   | 15:10:44 | 4.5      | Bottom  | 3          | 2         | 15.83           | 8.28 | 28.16         | 96.5  | 8.05     | 1.3            | 1.6      |
| HKLR    | HY/2011/03 | 2016-02-17        | Mid-Flood | Cloudy            | CS2     | 12:34:55 | 1.0      | Surface | 1          | 1         | 11.9            | 8.32 | 31.94         | 99.5  | 8.79     | 2.2            | 1.8      |
| HKLR    | HY/2011/03 | 2016-02-17        | Mid-Flood | Cloudy            | CS2     | 12:34:28 | 1.0      | Surface | 1          | 2         | 11.88           | 8.33 | 32.01         | 100.2 | 8.86     | 2.3            | 1.6      |
| HKLR    | HY/2011/03 | 2016-02-17        | Mid-Flood | Cloudy            | CS2     | 12:34:15 | 3.8      | Middle  | 2          | 1         | 12.05           | 8.32 | 32.29         | 100.7 | 8.85     | 2.5            | 1.8      |
| HKLR    | HY/2011/03 | 2016-02-17        | Mid-Flood | Cloudy            | CS2     | 12:34:44 | 3.8      | Middle  | 2          | 2         | 11.98           | 8.32 | 32.07         | 100.9 | 8.89     | 2.4            | 1.8      |

## Water Quality Monitoring Data

| Project | Works      | Date (yyyy-mm-dd) | Tide      | Weather Condition | Station | Time     | Depth, m | Level   | Level_Code | Replicate | Temperature, °C | pH   | Salinity, ppt | DO, % | DO, mg/L | Turbidity, NTU | SS, mg/L |
|---------|------------|-------------------|-----------|-------------------|---------|----------|----------|---------|------------|-----------|-----------------|------|---------------|-------|----------|----------------|----------|
| HKLR    | HY/2011/03 | 2016-02-17        | Mid-Flood | Cloudy            | CS2     | 12:34:38 | 6.5      | Bottom  | 3          | 1         | 11.98           | 8.32 | 32.21         | 102.2 | 9        | 2.3            | 1.6      |
| HKLR    | HY/2011/03 | 2016-02-17        | Mid-Flood | Cloudy            | CS2     | 12:34:06 | 6.5      | Bottom  | 3          | 2         | 12.12           | 8.32 | 32.44         | 102.4 | 8.97     | 2.6            | 1.5      |
| HKLR    | HY/2011/03 | 2016-02-17        | Mid-Flood | Cloudy            | CS(Mf)5 | 14:28:22 | 1.0      | Surface | 1          | 1         | 15.85           | 8.29 | 27.55         | 95.9  | 8.03     | 1.3            | 1.6      |
| HKLR    | HY/2011/03 | 2016-02-17        | Mid-Flood | Cloudy            | CS(Mf)5 | 14:28:58 | 1.0      | Surface | 1          | 2         | 15.82           | 8.29 | 27.63         | 95.9  | 8.03     | 1.3            | 1.5      |
| HKLR    | HY/2011/03 | 2016-02-17        | Mid-Flood | Cloudy            | CS(Mf)5 | 14:28:14 | 6.3      | Middle  | 2          | 1         | 15.95           | 8.27 | 28.81         | 96    | 7.96     | 1.3            | 1.4      |
| HKLR    | HY/2011/03 | 2016-02-17        | Mid-Flood | Cloudy            | CS(Mf)5 | 14:28:46 | 6.3      | Middle  | 2          | 2         | 15.93           | 8.28 | 28.82         | 95.7  | 7.94     | 1.4            | 1.6      |
| HKLR    | HY/2011/03 | 2016-02-17        | Mid-Flood | Cloudy            | CS(Mf)5 | 14:28:05 | 11.5     | Bottom  | 3          | 1         | 15.94           | 8.27 | 28.94         | 96.4  | 7.99     | 1.3            | 1.4      |
| HKLR    | HY/2011/03 | 2016-02-17        | Mid-Flood | Cloudy            | CS(Mf)5 | 14:28:34 | 11.5     | Bottom  | 3          | 2         | 15.93           | 8.27 | 28.96         | 96    | 7.96     | 1.3            | 1.5      |
| HKLR    | HY/2011/03 | 2016-02-19        | Mid-Ebb   | Cloudy            | IS5     | 12:21:34 | 1.0      | Surface | 1          | 1         | 15.52           | 8.26 | 28.03         | 95.4  | 8.02     | 4.7            | 6.9      |
| HKLR    | HY/2011/03 | 2016-02-19        | Mid-Ebb   | Cloudy            | IS5     | 12:22:10 | 1.0      | Surface | 1          | 2         | 15.52           | 8.26 | 28.03         | 95.2  | 8        | 4.6            | 5.7      |
| HKLR    | HY/2011/03 | 2016-02-19        | Mid-Ebb   | Cloudy            | IS5     | 12:21:51 | 4.2      | Middle  | 2          | 1         | 15.52           | 8.26 | 28.06         | 95.1  | 7.99     | 4.9            | 5        |
| HKLR    | HY/2011/03 | 2016-02-19        | Mid-Ebb   | Cloudy            | IS5     | 12:21:23 | 4.2      | Middle  | 2          | 2         | 15.51           | 8.26 | 28.07         | 95.3  | 8.01     | 4.8            | 6.3      |
| HKLR    | HY/2011/03 | 2016-02-19        | Mid-Ebb   | Cloudy            | IS5     | 12:21:44 | 7.3      | Bottom  | 3          | 1         | 15.52           | 8.26 | 28.06         | 95.1  | 7.99     | 4.7            | 9.3      |
| HKLR    | HY/2011/03 | 2016-02-19        | Mid-Ebb   | Cloudy            | IS5     | 12:21:14 | 7.3      | Bottom  | 3          | 2         | 15.52           | 8.25 | 28.09         | 95.4  | 8.02     | 4.9            | 10.5     |
| HKLR    | HY/2011/03 | 2016-02-19        | Mid-Ebb   | Cloudy            | IS(Mf)6 | 12:09:17 | 1.0      | Surface | 1          | 1         | 15.54           | 8.25 | 27.89         | 96.2  | 8.09     | 5              | 7.3      |
| HKLR    | HY/2011/03 | 2016-02-19        | Mid-Ebb   | Cloudy            | IS(Mf)6 | 12:09:36 | 1.0      | Surface | 1          | 2         | 15.54           | 8.25 | 27.89         | 95.7  | 8.04     | 5.3            | 8.5      |
| HKLR    | HY/2011/03 | 2016-02-19        | Mid-Ebb   | Cloudy            | IS(Mf)6 | 12:09:29 | 2.2      | Bottom  | 3          | 1         | 15.54           | 8.25 | 27.9          | 95.8  | 8.05     | 5.2            | 8.1      |
| HKLR    | HY/2011/03 | 2016-02-19        | Mid-Ebb   | Cloudy            | IS(Mf)6 | 12:09:05 | 2.2      | Bottom  | 3          | 2         | 15.54           | 8.25 | 27.9          | 96.7  | 8.13     | 4.9            | 9        |
| HKLR    | HY/2011/03 | 2016-02-19        | Mid-Ebb   | Cloudy            | IS7     | 12:00:16 | 1.0      | Surface | 1          | 1         | 15.7            | 8.25 | 27.87         | 94.9  | 7.96     | 2.8            | 6.2      |
| HKLR    | HY/2011/03 | 2016-02-19        | Mid-Ebb   | Cloudy            | IS7     | 12:00:34 | 1.0      | Surface | 1          | 2         | 15.7            | 8.25 | 27.87         | 95    | 7.96     | 2.9            | 4.8      |
| HKLR    | HY/2011/03 | 2016-02-19        | Mid-Ebb   | Cloudy            | IS7     | 12:00:23 | 2.2      | Bottom  | 3          | 1         | 15.7            | 8.25 | 27.87         | 94.9  | 7.95     | 3              | 6.7      |
| HKLR    | HY/2011/03 | 2016-02-19        | Mid-Ebb   | Cloudy            | IS7     | 12:00:08 | 2.2      | Bottom  | 3          | 2         | 15.7            | 8.25 | 27.87         | 94.9  | 7.96     | 2.9            | 5        |
| HKLR    | HY/2011/03 | 2016-02-19        | Mid-Ebb   | Cloudy            | IS8     | 11:29:14 | 1.0      | Surface | 1          | 1         | 15.69           | 8.25 | 27.89         | 95.9  | 8.04     | 3.9            | 5.8      |
| HKLR    | HY/2011/03 | 2016-02-19        | Mid-Ebb   | Cloudy            | IS8     | 11:29:30 | 1.0      | Surface | 1          | 2         | 15.69           | 8.25 | 27.86         | 95.4  | 8        | 3.8            | 6        |
| HKLR    | HY/2011/03 | 2016-02-19        | Mid-Ebb   | Cloudy            | IS8     | 11:29:20 | 2.8      | Bottom  | 3          | 1         | 15.69           | 8.25 | 27.94         | 95.7  | 8.02     | 3.9            | 6.2      |
| HKLR    | HY/2011/03 | 2016-02-19        | Mid-Ebb   | Cloudy            | IS8     | 11:29:09 | 2.8      | Bottom  | 3          | 2         | 15.7            | 8.25 | 27.98         | 96.2  | 8.06     | 4.1            | 4.6      |
| HKLR    | HY/2011/03 | 2016-02-19        | Mid-Ebb   | Cloudy            | IS(Mf)9 | 11:53:09 | 1.0      | Surface | 1          | 1         | 15.71           | 8.25 | 27.87         | 95.5  | 8        | 3.1            | 5.9      |
| HKLR    | HY/2011/03 | 2016-02-19        | Mid-Ebb   | Cloudy            | IS(Mf)9 | 11:52:49 | 1.0      | Surface | 1          | 2         | 15.71           | 8.25 | 27.87         | 96    | 8.05     | 3.3            | 5.4      |
| HKLR    | HY/2011/03 | 2016-02-19        | Mid-Ebb   | Cloudy            | IS(Mf)9 | 11:52:59 | 2.4      | Bottom  | 3          | 1         | 15.7            | 8.25 | 27.88         | 95.7  | 8.02     | 3.5            | 4.4      |
| HKLR    | HY/2011/03 | 2016-02-19        | Mid-Ebb   | Cloudy            | IS(Mf)9 | 11:52:37 | 2.4      | Bottom  | 3          | 2         | 15.71           | 8.25 | 27.87         | 96.5  | 8.08     | 3.7            | 3.3      |
| HKLR    | HY/2011/03 | 2016-02-19        | Mid-Ebb   | Cloudy            | IS10    | 11:30:12 | 1.0      | Surface | 1          | 1         | 11.89           | 8.22 | 28.22         | 98.2  | 8.89     | 1.6            | 3.2      |
| HKLR    | HY/2011/03 | 2016-02-19        | Mid-Ebb   | Cloudy            | IS10    | 11:29:30 | 1.0      | Surface | 1          | 2         | 11.88           | 8.21 | 29.21         | 98.7  | 8.87     | 1.9            | 4.7      |
| HKLR    | HY/2011/03 | 2016-02-19        | Mid-Ebb   | Cloudy            | IS10    | 11:30:02 | 5.8      | Middle  | 2          | 1         | 11.86           | 8.22 | 28.91         | 98    | 8.84     | 1.9            | 5.7      |
| HKLR    | HY/2011/03 | 2016-02-19        | Mid-Ebb   | Cloudy            | IS10    | 11:29:20 | 5.8      | Middle  | 2          | 2         | 11.86           | 8.21 | 29.89         | 98.1  | 8.79     | 1.8            | 7.3      |
| HKLR    | HY/2011/03 | 2016-02-19        | Mid-Ebb   | Cloudy            | IS10    | 11:29:53 | 10.6     | Bottom  | 3          | 1         | 11.86           | 8.21 | 29.1          | 97.8  | 8.81     | 1.9            | 8.8      |
| HKLR    | HY/2011/03 | 2016-02-19        | Mid-Ebb   | Cloudy            | IS10    | 11:29:12 | 10.6     | Bottom  | 3          | 2         | 11.87           | 8.2  | 30.09         | 98.2  | 8.78     | 1.9            | 7        |
| HKLR    | HY/2011/03 | 2016-02-19        | Mid-Ebb   | Cloudy            | SR3     | 12:33:04 | 0.7      | Middle  | 2          | 1         | 15.52           | 8.25 | 28.03         | 95.2  | 8        | 4.3            | 9.9      |
| HKLR    | HY/2011/03 | 2016-02-19        | Mid-Ebb   | Cloudy            | SR3     | 12:32:55 | 0.7      | Middle  | 2          | 2         | 15.52           | 8.25 | 28.03         | 95.2  | 8        | 4.5            | 7.8      |
| HKLR    | HY/2011/03 | 2016-02-19        | Mid-Ebb   | Cloudy            | SR4     | 11:43:37 | 1.0      | Surface | 1          | 1         | 15.7            | 8.25 | 27.89         | 94.4  | 7.91     | 4.2            | 7.1      |
| HKLR    | HY/2011/03 | 2016-02-19        | Mid-Ebb   | Cloudy            | SR4     | 11:43:52 | 1.0      | Surface | 1          | 2         | 15.7            | 8.25 | 27.87         | 94.4  | 7.91     | 4              | 5.9      |
| HKLR    | HY/2011/03 | 2016-02-19        | Mid-Ebb   | Cloudy            | SR4     | 11:43:42 | 2.8      | Bottom  | 3          | 1         | 15.7            | 8.25 | 28.01         | 94.4  | 7.91     | 4.4            | 6.5      |
| HKLR    | HY/2011/03 | 2016-02-19        | Mid-Ebb   | Cloudy            | SR4     | 11:43:29 | 2.8      | Bottom  | 3          | 2         | 15.69           | 8.25 | 27.98         | 94.4  | 7.91     | 4.2            | 7.9      |
| HKLR    | HY/2011/03 | 2016-02-19        | Mid-Ebb   | Cloudy            | SR5     | 11:39:30 | 1.0      | Surface | 1          | 1         | 11.9            | 8.22 | 26.71         | 98.5  | 9        | 1.4            | 4.1      |
| HKLR    | HY/2011/03 | 2016-02-19        | Mid-Ebb   | Cloudy            | SR5     | 11:39:12 | 1.0      | Surface | 1          | 2         | 11.9            | 8.22 | 26.61         | 98.5  | 9        | 1.4            | 5.6      |
| HKLR    | HY/2011/03 | 2016-02-19        | Mid-Ebb   | Cloudy            | SR5     | 11:39:22 | 4.4      | Bottom  | 3          | 1         | 11.88           | 8.22 | 27.74         | 98.3  | 8.92     | 1.5            | 6.6      |
| HKLR    | HY/2011/03 | 2016-02-19        | Mid-Ebb   | Cloudy            | SR5     | 11:39:07 | 4.4      | Bottom  | 3          | 2         | 11.9            | 8.21 | 27.64         | 98.3  | 8.93     | 1.5            | 8.4      |
| HKLR    | HY/2011/03 | 2016-02-19        | Mid-Ebb   | Cloudy            | SR10A   | 10:10:24 | 1.0      | Surface | 1          | 1         | 15.87           | 8.22 | 29.09         | 94.5  | 7.84     | 1.7            | 5.3      |
| HKLR    | HY/2011/03 | 2016-02-19        | Mid-Ebb   | Cloudy            | SR10A   | 10:10:53 | 1.0      | Surface | 1          | 2         | 15.87           | 8.22 | 29.12         | 94.4  | 7.83     | 1.6            | 4.7      |
| HKLR    | HY/2011/03 | 2016-02-19        | Mid-Ebb   | Cloudy            | SR10A   | 10:10:43 | 3.4      | Middle  | 2          | 1         | 15.88           | 8.22 | 29.15         | 94.3  | 7.82     | 1.7            | 3.5      |
| HKLR    | HY/2011/03 | 2016-02-19        | Mid-Ebb   | Cloudy            | SR10A   | 10:10:15 | 3.4      | Middle  | 2          | 2         | 15.88           | 8.22 | 29.12         | 94.4  | 7.82     | 1.8            | 3.1      |
| HKLR    | HY/2011/03 | 2016-02-19        | Mid-Ebb   | Cloudy            | SR10A   | 10:10:06 | 5.7      | Bottom  | 3          | 1         | 15.88           | 8.22 | 29.1          | 94.3  | 7.82     | 1.6            | 7.7      |
| HKLR    | HY/2011/03 | 2016-02-19        | Mid-Ebb   | Cloudy            | SR10A   | 10:10:36 | 5.7      | Bottom  | 3          | 2         | 15.88           | 8.22 | 29.14         | 94.3  | 7.82     | 1.7            | 8.5      |

## Water Quality Monitoring Data

| Project | Works      | Date (yyyy-mm-dd) | Tide      | Weather Condition | Station | Time     | Depth, m | Level   | Level_Code | Replicate | Temperature, °C | pH   | Salinity, ppt | DO, % | DO, mg/L | Turbidity, NTU | SS, mg/L |
|---------|------------|-------------------|-----------|-------------------|---------|----------|----------|---------|------------|-----------|-----------------|------|---------------|-------|----------|----------------|----------|
| HKLR    | HY/2011/03 | 2016-02-19        | Mid-Ebb   | Cloudy            | SR10B   | 09:54:29 | 1.0      | Surface | 1          | 1         | 15.87           | 8.21 | 28.66         | 95.4  | 7.93     | 1.5            | 6        |
| HKLR    | HY/2011/03 | 2016-02-19        | Mid-Ebb   | Cloudy            | SR10B   | 09:54:43 | 1.0      | Surface | 1          | 2         | 15.88           | 8.21 | 28.79         | 95.1  | 7.9      | 1.6            | 5.8      |
| HKLR    | HY/2011/03 | 2016-02-19        | Mid-Ebb   | Cloudy            | SR10B   | 09:54:20 | 4.1      | Bottom  | 3          | 1         | 15.88           | 8.21 | 28.56         | 95.6  | 7.95     | 1.5            | 10.9     |
| HKLR    | HY/2011/03 | 2016-02-19        | Mid-Ebb   | Cloudy            | SR10B   | 09:54:35 | 4.1      | Bottom  | 3          | 2         | 15.88           | 8.21 | 28.74         | 95.1  | 7.9      | 1.7            | 9.4      |
| HKLR    | HY/2011/03 | 2016-02-19        | Mid-Ebb   | Cloudy            | CS2     | 12:51:33 | 1.0      | Surface | 1          | 1         | 11.88           | 8.22 | 24.86         | 99.1  | 9.16     | 2.4            | 7.7      |
| HKLR    | HY/2011/03 | 2016-02-19        | Mid-Ebb   | Cloudy            | CS2     | 12:50:58 | 1.0      | Surface | 1          | 2         | 11.88           | 8.22 | 24.95         | 98.9  | 9.14     | 2.4            | 6.6      |
| HKLR    | HY/2011/03 | 2016-02-19        | Mid-Ebb   | Cloudy            | CS2     | 12:50:49 | 4.0      | Middle  | 2          | 1         | 11.85           | 8.21 | 25.51         | 98.8  | 9.1      | 2.5            | 4.2      |
| HKLR    | HY/2011/03 | 2016-02-19        | Mid-Ebb   | Cloudy            | CS2     | 12:51:19 | 4.0      | Middle  | 2          | 2         | 11.85           | 8.22 | 25.55         | 98.7  | 9.08     | 2.7            | 5.1      |
| HKLR    | HY/2011/03 | 2016-02-19        | Mid-Ebb   | Cloudy            | CS2     | 12:51:11 | 7.0      | Bottom  | 3          | 1         | 11.86           | 8.21 | 25.59         | 98.9  | 9.1      | 2.7            | 6.3      |
| HKLR    | HY/2011/03 | 2016-02-19        | Mid-Ebb   | Cloudy            | CS2     | 12:50:37 | 7.0      | Bottom  | 3          | 2         | 11.86           | 8.2  | 25.4          | 98.9  | 9.11     | 2.6            | 5.7      |
| HKLR    | HY/2011/03 | 2016-02-19        | Mid-Ebb   | Cloudy            | CS(Mf)5 | 10:52:57 | 1.0      | Surface | 1          | 1         | 15.73           | 8.26 | 28.57         | 95.1  | 7.93     | 1.5            | 4.2      |
| HKLR    | HY/2011/03 | 2016-02-19        | Mid-Ebb   | Cloudy            | CS(Mf)5 | 10:53:37 | 1.0      | Surface | 1          | 2         | 15.64           | 8.26 | 28.36         | 95.2  | 7.96     | 1.6            | 3.2      |
| HKLR    | HY/2011/03 | 2016-02-19        | Mid-Ebb   | Cloudy            | CS(Mf)5 | 10:52:46 | 6.8      | Middle  | 2          | 1         | 15.85           | 8.25 | 29.16         | 95.3  | 7.9      | 1.4            | 2.2      |
| HKLR    | HY/2011/03 | 2016-02-19        | Mid-Ebb   | Cloudy            | CS(Mf)5 | 10:53:19 | 6.8      | Middle  | 2          | 2         | 15.85           | 8.25 | 29.19         | 95    | 7.87     | 1.3            | 2.9      |
| HKLR    | HY/2011/03 | 2016-02-19        | Mid-Ebb   | Cloudy            | CS(Mf)5 | 10:52:38 | 12.6     | Bottom  | 3          | 1         | 15.83           | 8.25 | 29.12         | 95.6  | 7.93     | 1.4            | 2.6      |
| HKLR    | HY/2011/03 | 2016-02-19        | Mid-Ebb   | Cloudy            | CS(Mf)5 | 10:53:12 | 12.6     | Bottom  | 3          | 2         | 15.84           | 8.25 | 29.17         | 95.1  | 7.89     | 1.4            | 3.8      |
| HKLR    | HY/2011/03 | 2016-02-19        | Mid-Flood | Cloudy            | IS5     | 15:02:39 | 1.0      | Surface | 1          | 1         | 15.52           | 8.29 | 28.57         | 95.9  | 8.03     | 6.6            | 7.5      |
| HKLR    | HY/2011/03 | 2016-02-19        | Mid-Flood | Cloudy            | IS5     | 15:02:08 | 1.0      | Surface | 1          | 2         | 15.52           | 8.29 | 28.6          | 95.9  | 8.03     | 6.4            | 9.3      |
| HKLR    | HY/2011/03 | 2016-02-19        | Mid-Flood | Cloudy            | IS5     | 15:01:57 | 4.1      | Middle  | 2          | 1         | 15.51           | 8.29 | 28.69         | 95.7  | 8.01     | 6              | 8.8      |
| HKLR    | HY/2011/03 | 2016-02-19        | Mid-Flood | Cloudy            | IS5     | 15:02:28 | 4.1      | Middle  | 2          | 2         | 15.51           | 8.29 | 28.66         | 95.7  | 8.01     | 6.4            | 10.4     |
| HKLR    | HY/2011/03 | 2016-02-19        | Mid-Flood | Cloudy            | IS5     | 15:01:51 | 7.2      | Bottom  | 3          | 1         | 15.51           | 8.29 | 28.7          | 95.7  | 8.01     | 6.2            | 11.4     |
| HKLR    | HY/2011/03 | 2016-02-19        | Mid-Flood | Cloudy            | IS5     | 15:02:20 | 7.2      | Bottom  | 3          | 2         | 15.51           | 8.29 | 28.67         | 95.6  | 8        | 6.3            | 10.8     |
| HKLR    | HY/2011/03 | 2016-02-19        | Mid-Flood | Cloudy            | IS(Mf)6 | 15:13:26 | 1.0      | Surface | 1          | 1         | 15.57           | 8.27 | 28.01         | 96.1  | 8.07     | 4.4            | 6.3      |
| HKLR    | HY/2011/03 | 2016-02-19        | Mid-Flood | Cloudy            | IS(Mf)6 | 15:13:03 | 1.0      | Surface | 1          | 2         | 15.57           | 8.27 | 28.05         | 96.6  | 8.11     | 4.8            | 6.1      |
| HKLR    | HY/2011/03 | 2016-02-19        | Mid-Flood | Cloudy            | IS(Mf)6 | 15:13:14 | 2.2      | Bottom  | 3          | 1         | 15.56           | 8.27 | 28.2          | 96.3  | 8.07     | 5.6            | 8.9      |
| HKLR    | HY/2011/03 | 2016-02-19        | Mid-Flood | Cloudy            | IS(Mf)6 | 15:12:53 | 2.2      | Bottom  | 3          | 2         | 15.56           | 8.27 | 28.23         | 96.9  | 8.13     | 5.7            | 10.2     |
| HKLR    | HY/2011/03 | 2016-02-19        | Mid-Flood | Cloudy            | IS7     | 15:23:07 | 1.0      | Surface | 1          | 1         | 15.67           | 8.26 | 28.08         | 96    | 8.04     | 3.4            | 5.5      |
| HKLR    | HY/2011/03 | 2016-02-19        | Mid-Flood | Cloudy            | IS7     | 15:22:54 | 1.0      | Surface | 1          | 2         | 15.69           | 8.26 | 28.07         | 96.4  | 8.07     | 3.3            | 3.7      |
| HKLR    | HY/2011/03 | 2016-02-19        | Mid-Flood | Cloudy            | IS7     | 15:22:46 | 2.3      | Bottom  | 3          | 1         | 15.69           | 8.26 | 28.14         | 96.7  | 8.1      | 3.3            | 7.3      |
| HKLR    | HY/2011/03 | 2016-02-19        | Mid-Flood | Cloudy            | IS7     | 15:23:00 | 2.3      | Bottom  | 3          | 2         | 15.66           | 8.26 | 28.14         | 96.2  | 8.05     | 3.6            | 7.2      |
| HKLR    | HY/2011/03 | 2016-02-19        | Mid-Flood | Cloudy            | IS8     | 15:52:57 | 1.0      | Surface | 1          | 1         | 15.76           | 8.26 | 28.04         | 94.7  | 7.92     | 6.2            | 7        |
| HKLR    | HY/2011/03 | 2016-02-19        | Mid-Flood | Cloudy            | IS8     | 15:52:39 | 1.0      | Surface | 1          | 2         | 15.76           | 8.26 | 28.05         | 94.6  | 7.91     | 6              | 5.2      |
| HKLR    | HY/2011/03 | 2016-02-19        | Mid-Flood | Cloudy            | IS8     | 15:52:49 | 2.8      | Bottom  | 3          | 1         | 15.76           | 8.26 | 28.05         | 94.7  | 7.92     | 6.3            | 7        |
| HKLR    | HY/2011/03 | 2016-02-19        | Mid-Flood | Cloudy            | IS8     | 15:52:29 | 2.8      | Bottom  | 3          | 2         | 15.76           | 8.26 | 28.06         | 94.8  | 7.93     | 6.2            | 8.8      |
| HKLR    | HY/2011/03 | 2016-02-19        | Mid-Flood | Cloudy            | IS(Mf)9 | 15:29:07 | 1.0      | Surface | 1          | 1         | 15.69           | 8.27 | 28.06         | 95.4  | 7.99     | 3.3            | 8.7      |
| HKLR    | HY/2011/03 | 2016-02-19        | Mid-Flood | Cloudy            | IS(Mf)9 | 15:29:40 | 1.0      | Surface | 1          | 2         | 15.68           | 8.27 | 28.05         | 95.4  | 7.99     | 3              | 6.9      |
| HKLR    | HY/2011/03 | 2016-02-19        | Mid-Flood | Cloudy            | IS(Mf)9 | 15:29:25 | 2.3      | Bottom  | 3          | 1         | 15.69           | 8.27 | 28.11         | 95.3  | 7.98     | 3.8            | 4.7      |
| HKLR    | HY/2011/03 | 2016-02-19        | Mid-Flood | Cloudy            | IS(Mf)9 | 15:29:00 | 2.3      | Bottom  | 3          | 2         | 15.69           | 8.27 | 28.09         | 95.4  | 7.99     | 4              | 4.6      |
| HKLR    | HY/2011/03 | 2016-02-19        | Mid-Flood | Cloudy            | IS10    | 16:25:18 | 1.0      | Surface | 1          | 1         | 11.93           | 8.19 | 24.07         | 98.9  | 9.11     | 1.9            | 2.2      |
| HKLR    | HY/2011/03 | 2016-02-19        | Mid-Flood | Cloudy            | IS10    | 16:25:53 | 1.0      | Surface | 1          | 2         | 11.93           | 8.19 | 23.91         | 98.8  | 9.13     | 2              | 3.1      |
| HKLR    | HY/2011/03 | 2016-02-19        | Mid-Flood | Cloudy            | IS10    | 16:25:09 | 5.7      | Middle  | 2          | 1         | 11.92           | 8.19 | 24.75         | 97.1  | 8.99     | 2.1            | 4.2      |
| HKLR    | HY/2011/03 | 2016-02-19        | Mid-Flood | Cloudy            | IS10    | 16:25:44 | 5.7      | Middle  | 2          | 2         | 11.92           | 8.19 | 24.72         | 96.6  | 8.97     | 2.2            | 2.6      |
| HKLR    | HY/2011/03 | 2016-02-19        | Mid-Flood | Cloudy            | IS10    | 16:25:35 | 10.4     | Bottom  | 3          | 1         | 11.91           | 8.19 | 24.86         | 96.7  | 8.93     | 2.2            | 2.7      |
| HKLR    | HY/2011/03 | 2016-02-19        | Mid-Flood | Cloudy            | IS10    | 16:25:00 | 10.4     | Bottom  | 3          | 2         | 11.91           | 8.18 | 25.29         | 96.9  | 8.97     | 2.2            | 3.6      |
| HKLR    | HY/2011/03 | 2016-02-19        | Mid-Flood | Cloudy            | SR3     | 14:49:13 | 0.8      | Middle  | 2          | 1         | 15.52           | 8.31 | 28.7          | 97    | 8.12     | 6.5            | 9.2      |
| HKLR    | HY/2011/03 | 2016-02-19        | Mid-Flood | Cloudy            | SR3     | 14:49:03 | 0.8      | Middle  | 2          | 2         | 15.52           | 8.31 | 28.7          | 97.3  | 8.14     | 6.4            | 8.6      |
| HKLR    | HY/2011/03 | 2016-02-19        | Mid-Flood | Cloudy            | SR4     | 15:41:24 | 1.0      | Surface | 1          | 1         | 15.76           | 8.26 | 28.03         | 96.1  | 8.03     | 7              | 5.1      |
| HKLR    | HY/2011/03 | 2016-02-19        | Mid-Flood | Cloudy            | SR4     | 15:41:14 | 1.0      | Surface | 1          | 2         | 15.76           | 8.26 | 28.04         | 96.5  | 8.07     | 6.8            | 5.4      |
| HKLR    | HY/2011/03 | 2016-02-19        | Mid-Flood | Cloudy            | SR4     | 15:41:08 | 2.5      | Bottom  | 3          | 1         | 15.76           | 8.26 | 28.05         | 96.9  | 8.1      | 7.1            | 5.7      |
| HKLR    | HY/2011/03 | 2016-02-19        | Mid-Flood | Cloudy            | SR4     | 15:41:18 | 2.5      | Bottom  | 3          | 2         | 15.76           | 8.26 | 28.04         | 96.3  | 8.06     | 7              | 6.5      |
| HKLR    | HY/2011/03 | 2016-02-19        | Mid-Flood | Cloudy            | SR5     | 16:14:15 | 1.0      | Surface | 1          | 1         | 11.93           | 8.17 | 25.44         | 100.5 | 9.25     | 1.9            | 2.8      |
| HKLR    | HY/2011/03 | 2016-02-19        | Mid-Flood | Cloudy            | SR5     | 16:13:57 | 1.0      | Surface | 1          | 2         | 11.93           | 8.17 | 26.04         | 100.5 | 9.21     | 1.8            | 2.7      |

## Water Quality Monitoring Data

| Project | Works      | Date (yyyy-mm-dd) | Tide      | Weather Condition | Station | Time     | Depth, m | Level   | Level_Code | Replicate | Temperature, °C | pH   | Salinity, ppt | DO, % | DO, mg/L | Turbidity, NTU | SS, mg/L |
|---------|------------|-------------------|-----------|-------------------|---------|----------|----------|---------|------------|-----------|-----------------|------|---------------|-------|----------|----------------|----------|
| HKLR    | HY/2011/03 | 2016-02-19        | Mid-Flood | Cloudy            | SR5     | 16:13:47 | 4.7      | Bottom  | 3          | 1         | 11.93           | 8.16 | 26.45         | 100.8 | 9.22     | 1.8            | 3.3      |
| HKLR    | HY/2011/03 | 2016-02-19        | Mid-Flood | Cloudy            | SR5     | 16:14:04 | 4.7      | Bottom  | 3          | 2         | 11.93           | 8.17 | 25.92         | 100.7 | 9.23     | 1.9            | 4.3      |
| HKLR    | HY/2011/03 | 2016-02-19        | Mid-Flood | Cloudy            | SR10A   | 17:13:27 | 1.0      | Surface | 1          | 1         | 15.65           | 8.29 | 28.5          | 95.9  | 8.01     | 1.6            | 3.1      |
| HKLR    | HY/2011/03 | 2016-02-19        | Mid-Flood | Cloudy            | SR10A   | 17:14:19 | 1.0      | Surface | 1          | 2         | 15.65           | 8.29 | 28.5          | 96    | 8.02     | 1.6            | 4.7      |
| HKLR    | HY/2011/03 | 2016-02-19        | Mid-Flood | Cloudy            | SR10A   | 17:13:14 | 3.4      | Middle  | 2          | 1         | 15.73           | 8.28 | 28.71         | 95.4  | 7.95     | 1.9            | 2.7      |
| HKLR    | HY/2011/03 | 2016-02-19        | Mid-Flood | Cloudy            | SR10A   | 17:14:04 | 3.4      | Middle  | 2          | 2         | 15.76           | 8.28 | 28.77         | 95.6  | 7.96     | 1.9            | 3.8      |
| HKLR    | HY/2011/03 | 2016-02-19        | Mid-Flood | Cloudy            | SR10A   | 17:13:04 | 5.7      | Bottom  | 3          | 1         | 15.8            | 8.28 | 29.02         | 95.9  | 7.96     | 1.8            | 4.2      |
| HKLR    | HY/2011/03 | 2016-02-19        | Mid-Flood | Cloudy            | SR10A   | 17:13:53 | 5.7      | Bottom  | 3          | 2         | 15.79           | 8.28 | 28.95         | 96.1  | 7.99     | 1.7            | 4.4      |
| HKLR    | HY/2011/03 | 2016-02-19        | Mid-Flood | Cloudy            | SR10B   | 17:26:45 | 1.0      | Surface | 1          | 1         | 15.66           | 8.29 | 28.5          | 96.3  | 8.05     | 1.6            | 3.7      |
| HKLR    | HY/2011/03 | 2016-02-19        | Mid-Flood | Cloudy            | SR10B   | 17:27:18 | 1.0      | Surface | 1          | 2         | 15.64           | 8.29 | 28.47         | 96.7  | 8.09     | 1.6            | 2.4      |
| HKLR    | HY/2011/03 | 2016-02-19        | Mid-Flood | Cloudy            | SR10B   | 17:26:34 | 4.5      | Bottom  | 3          | 1         | 15.71           | 8.28 | 28.74         | 96.5  | 8.04     | 1.8            | 3.8      |
| HKLR    | HY/2011/03 | 2016-02-19        | Mid-Flood | Cloudy            | SR10B   | 17:26:56 | 4.5      | Bottom  | 3          | 2         | 15.71           | 8.29 | 28.73         | 96.4  | 8.04     | 1.7            | 2.7      |
| HKLR    | HY/2011/03 | 2016-02-19        | Mid-Flood | Cloudy            | CS2     | 15:02:09 | 1.0      | Surface | 1          | 1         | 11.99           | 8.19 | 24.16         | 99.2  | 8.77     | 1.8            | 8.1      |
| HKLR    | HY/2011/03 | 2016-02-19        | Mid-Flood | Cloudy            | CS2     | 15:01:41 | 1.0      | Surface | 1          | 2         | 11.99           | 8.2  | 24.19         | 99.2  | 8.8      | 1.9            | 7.3      |
| HKLR    | HY/2011/03 | 2016-02-19        | Mid-Flood | Cloudy            | CS2     | 15:02:02 | 4.1      | Middle  | 2          | 1         | 11.98           | 8.19 | 24.96         | 96.8  | 8.6      | 2.9            | 4.2      |
| HKLR    | HY/2011/03 | 2016-02-19        | Mid-Flood | Cloudy            | CS2     | 15:01:27 | 4.1      | Middle  | 2          | 2         | 11.92           | 8.21 | 24.83         | 97.4  | 8.63     | 2.7            | 5.3      |
| HKLR    | HY/2011/03 | 2016-02-19        | Mid-Flood | Cloudy            | CS2     | 15:01:49 | 7.1      | Bottom  | 3          | 1         | 11.93           | 8.19 | 24.52         | 96.7  | 8.58     | 3.2            | 7.5      |
| HKLR    | HY/2011/03 | 2016-02-19        | Mid-Flood | Cloudy            | CS2     | 15:01:12 | 7.1      | Bottom  | 3          | 2         | 11.83           | 8.21 | 24.66         | 97.6  | 8.61     | 3.2            | 8.2      |
| HKLR    | HY/2011/03 | 2016-02-19        | Mid-Flood | Cloudy            | CS(Mf)5 | 16:34:25 | 1.0      | Surface | 1          | 1         | 15.69           | 8.28 | 28.56         | 94.8  | 7.91     | 1.6            | 4.8      |
| HKLR    | HY/2011/03 | 2016-02-19        | Mid-Flood | Cloudy            | CS(Mf)5 | 16:33:51 | 1.0      | Surface | 1          | 2         | 15.7            | 8.28 | 28.58         | 94.7  | 7.9      | 1.5            | 5.6      |
| HKLR    | HY/2011/03 | 2016-02-19        | Mid-Flood | Cloudy            | CS(Mf)5 | 16:33:38 | 6.9      | Middle  | 2          | 1         | 15.84           | 8.27 | 29.17         | 94.7  | 7.85     | 1.5            | 3.8      |
| HKLR    | HY/2011/03 | 2016-02-19        | Mid-Flood | Cloudy            | CS(Mf)5 | 16:34:12 | 6.9      | Middle  | 2          | 2         | 15.84           | 8.27 | 29.2          | 94.7  | 7.85     | 1.5            | 3.9      |
| HKLR    | HY/2011/03 | 2016-02-19        | Mid-Flood | Cloudy            | CS(Mf)5 | 16:33:30 | 12.8     | Bottom  | 3          | 1         | 15.84           | 8.27 | 29.23         | 95    | 7.88     | 1.4            | 5.8      |
| HKLR    | HY/2011/03 | 2016-02-19        | Mid-Flood | Cloudy            | CS(Mf)5 | 16:34:05 | 12.8     | Bottom  | 3          | 2         | 15.82           | 8.27 | 29.19         | 95    | 7.88     | 1.5            | 6.7      |
| HKLR    | HY/2011/03 | 2016-02-22        | Mid-Ebb   | Cloudy            | IS5     | 11:46:18 | 1.0      | Surface | 1          | 1         | 15.59           | 8.26 | 28.73         | 97.1  | 8.11     | 5.6            | 9.2      |
| HKLR    | HY/2011/03 | 2016-02-22        | Mid-Ebb   | Cloudy            | IS5     | 11:45:53 | 1.0      | Surface | 1          | 2         | 15.6            | 8.25 | 28.73         | 97.1  | 8.12     | 5.6            | 9.4      |
| HKLR    | HY/2011/03 | 2016-02-22        | Mid-Ebb   | Cloudy            | IS5     | 11:46:09 | 4.4      | Middle  | 2          | 1         | 15.59           | 8.25 | 28.74         | 96.9  | 8.1      | 5.7            | 9.5      |
| HKLR    | HY/2011/03 | 2016-02-22        | Mid-Ebb   | Cloudy            | IS5     | 11:45:42 | 4.4      | Middle  | 2          | 2         | 15.58           | 8.25 | 28.74         | 96.9  | 8.1      | 5.9            | 8.1      |
| HKLR    | HY/2011/03 | 2016-02-22        | Mid-Ebb   | Cloudy            | IS5     | 11:45:36 | 7.7      | Bottom  | 3          | 1         | 15.59           | 8.25 | 28.74         | 96.9  | 8.1      | 5.8            | 8.8      |
| HKLR    | HY/2011/03 | 2016-02-22        | Mid-Ebb   | Cloudy            | IS5     | 11:46:04 | 7.7      | Bottom  | 3          | 2         | 15.59           | 8.25 | 28.73         | 97    | 8.1      | 5.8            | 9.2      |
| HKLR    | HY/2011/03 | 2016-02-22        | Mid-Ebb   | Cloudy            | IS(Mf)6 | 11:56:36 | 1.0      | Surface | 1          | 1         | 15.62           | 8.25 | 28.64         | 97.3  | 8.13     | 5              | 8.8      |
| HKLR    | HY/2011/03 | 2016-02-22        | Mid-Ebb   | Cloudy            | IS(Mf)6 | 11:56:20 | 1.0      | Surface | 1          | 2         | 15.62           | 8.25 | 28.64         | 97.3  | 8.13     | 5.5            | 8        |
| HKLR    | HY/2011/03 | 2016-02-22        | Mid-Ebb   | Cloudy            | IS(Mf)6 | 11:56:30 | 2.2      | Bottom  | 3          | 1         | 15.62           | 8.25 | 28.64         | 97.3  | 8.13     | 5.2            | 7.3      |
| HKLR    | HY/2011/03 | 2016-02-22        | Mid-Ebb   | Cloudy            | IS(Mf)6 | 11:56:11 | 2.2      | Bottom  | 3          | 2         | 15.61           | 8.25 | 28.65         | 97.4  | 8.14     | 5.2            | 8.3      |
| HKLR    | HY/2011/03 | 2016-02-22        | Mid-Ebb   | Cloudy            | IS7     | 12:04:30 | 1.0      | Surface | 1          | 1         | 15.69           | 8.26 | 28.69         | 97.9  | 8.17     | 4.9            | 8.2      |
| HKLR    | HY/2011/03 | 2016-02-22        | Mid-Ebb   | Cloudy            | IS7     | 12:04:16 | 1.0      | Surface | 1          | 2         | 15.69           | 8.26 | 28.69         | 97.9  | 8.16     | 4.8            | 7.7      |
| HKLR    | HY/2011/03 | 2016-02-22        | Mid-Ebb   | Cloudy            | IS7     | 12:04:07 | 2.3      | Bottom  | 3          | 1         | 15.69           | 8.26 | 28.68         | 97.7  | 8.15     | 4.9            | 8.7      |
| HKLR    | HY/2011/03 | 2016-02-22        | Mid-Ebb   | Cloudy            | IS7     | 12:04:24 | 2.3      | Bottom  | 3          | 2         | 15.68           | 8.26 | 28.7          | 97.9  | 8.17     | 4.9            | 7.7      |
| HKLR    | HY/2011/03 | 2016-02-22        | Mid-Ebb   | Cloudy            | IS8     | 12:35:16 | 1.0      | Surface | 1          | 1         | 15.7            | 8.27 | 28.77         | 97.8  | 8.15     | 4.7            | 7.9      |
| HKLR    | HY/2011/03 | 2016-02-22        | Mid-Ebb   | Cloudy            | IS8     | 12:35:01 | 1.0      | Surface | 1          | 2         | 15.69           | 8.27 | 28.77         | 97.8  | 8.15     | 4.9            | 7.4      |
| HKLR    | HY/2011/03 | 2016-02-22        | Mid-Ebb   | Cloudy            | IS8     | 12:35:08 | 2.6      | Bottom  | 3          | 1         | 15.69           | 8.27 | 28.77         | 97.7  | 8.15     | 4.9            | 10       |
| HKLR    | HY/2011/03 | 2016-02-22        | Mid-Ebb   | Cloudy            | IS8     | 12:34:55 | 2.6      | Bottom  | 3          | 2         | 15.69           | 8.27 | 28.77         | 97.6  | 8.14     | 4.9            | 9.2      |
| HKLR    | HY/2011/03 | 2016-02-22        | Mid-Ebb   | Cloudy            | IS(Mf)9 | 12:12:41 | 1.0      | Surface | 1          | 1         | 15.71           | 8.27 | 28.69         | 98.4  | 8.2      | 4.3            | 7.7      |
| HKLR    | HY/2011/03 | 2016-02-22        | Mid-Ebb   | Cloudy            | IS(Mf)9 | 12:13:07 | 1.0      | Surface | 1          | 2         | 15.71           | 8.27 | 28.68         | 98.5  | 8.22     | 4.2            | 7.1      |
| HKLR    | HY/2011/03 | 2016-02-22        | Mid-Ebb   | Cloudy            | IS(Mf)9 | 12:12:59 | 2.6      | Bottom  | 3          | 1         | 15.71           | 8.27 | 28.68         | 98.4  | 8.21     | 4.2            | 7        |
| HKLR    | HY/2011/03 | 2016-02-22        | Mid-Ebb   | Cloudy            | IS(Mf)9 | 12:12:33 | 2.6      | Bottom  | 3          | 2         | 15.7            | 8.27 | 28.69         | 98.3  | 8.19     | 4.4            | 7.8      |
| HKLR    | HY/2011/03 | 2016-02-22        | Mid-Ebb   | Cloudy            | IS10    | 12:57:09 | 1.0      | Surface | 1          | 1         | 15.71           | 8.24 | 25.03         | 94.4  | 8.04     | 2.6            | 6.6      |
| HKLR    | HY/2011/03 | 2016-02-22        | Mid-Ebb   | Cloudy            | IS10    | 12:57:46 | 1.0      | Surface | 1          | 2         | 15.72           | 8.24 | 24.77         | 94.3  | 8.05     | 2.6            | 7.3      |
| HKLR    | HY/2011/03 | 2016-02-22        | Mid-Ebb   | Cloudy            | IS10    | 12:57:32 | 5.4      | Middle  | 2          | 1         | 15.7            | 8.24 | 24.91         | 94.1  | 8.03     | 2.7            | 7.3      |
| HKLR    | HY/2011/03 | 2016-02-22        | Mid-Ebb   | Cloudy            | IS10    | 12:57:01 | 5.4      | Middle  | 2          | 2         | 15.69           | 8.24 | 25.13         | 93.8  | 7.99     | 2.6            | 6.3      |
| HKLR    | HY/2011/03 | 2016-02-22        | Mid-Ebb   | Cloudy            | IS10    | 12:56:51 | 9.8      | Bottom  | 3          | 1         | 15.7            | 8.25 | 25.2          | 92.9  | 7.92     | 2.8            | 6.8      |
| HKLR    | HY/2011/03 | 2016-02-22        | Mid-Ebb   | Cloudy            | IS10    | 12:57:21 | 9.8      | Bottom  | 3          | 2         | 15.69           | 8.24 | 24.97         | 93.7  | 8        | 2.7            | 5.9      |

## Water Quality Monitoring Data

| Project | Works      | Date (yyyy-mm-dd) | Tide      | Weather Condition | Station | Time     | Depth, m | Level   | Level_Code | Replicate | Temperature, °C | pH   | Salinity, ppt | DO, % | DO, mg/L | Turbidity, NTU | SS, mg/L |
|---------|------------|-------------------|-----------|-------------------|---------|----------|----------|---------|------------|-----------|-----------------|------|---------------|-------|----------|----------------|----------|
| HKLR    | HY/2011/03 | 2016-02-22        | Mid-Ebb   | Cloudy            | SR3     | 11:31:05 | 0.8      | Middle  | 2          | 1         | 15.59           | 8.23 | 28.69         | 97.5  | 8.15     | 5.2            | 11.4     |
| HKLR    | HY/2011/03 | 2016-02-22        | Mid-Ebb   | Cloudy            | SR3     | 11:30:55 | 0.8      | Middle  | 2          | 2         | 15.59           | 8.22 | 28.68         | 97.5  | 8.15     | 5.4            | 10.4     |
| HKLR    | HY/2011/03 | 2016-02-22        | Mid-Ebb   | Cloudy            | SR4     | 12:22:52 | 1.0      | Surface | 1          | 1         | 15.67           | 8.27 | 28.79         | 97.6  | 8.14     | 5              | 6.9      |
| HKLR    | HY/2011/03 | 2016-02-22        | Mid-Ebb   | Cloudy            | SR4     | 12:22:34 | 1.0      | Surface | 1          | 2         | 15.69           | 8.27 | 28.78         | 97.7  | 8.15     | 4.8            | 7.1      |
| HKLR    | HY/2011/03 | 2016-02-22        | Mid-Ebb   | Cloudy            | SR4     | 12:22:26 | 2.6      | Bottom  | 3          | 1         | 15.68           | 8.26 | 28.79         | 97.7  | 8.15     | 4.8            | 7        |
| HKLR    | HY/2011/03 | 2016-02-22        | Mid-Ebb   | Cloudy            | SR4     | 12:22:44 | 2.6      | Bottom  | 3          | 2         | 15.66           | 8.27 | 28.79         | 97.6  | 8.14     | 5.2            | 7.2      |
| HKLR    | HY/2011/03 | 2016-02-22        | Mid-Ebb   | Cloudy            | SR5     | 12:45:06 | 1.0      | Surface | 1          | 1         | 15.72           | 8.25 | 26.52         | 95.4  | 8.06     | 2.5            | 5.7      |
| HKLR    | HY/2011/03 | 2016-02-22        | Mid-Ebb   | Cloudy            | SR5     | 12:45:19 | 1.0      | Surface | 1          | 2         | 15.72           | 8.25 | 26.22         | 95.1  | 8.05     | 2.4            | 5.7      |
| HKLR    | HY/2011/03 | 2016-02-22        | Mid-Ebb   | Cloudy            | SR5     | 12:44:59 | 3.9      | Bottom  | 3          | 1         | 15.72           | 8.26 | 26.73         | 95    | 8.01     | 2.4            | 6.9      |
| HKLR    | HY/2011/03 | 2016-02-22        | Mid-Ebb   | Cloudy            | SR5     | 12:45:12 | 3.9      | Bottom  | 3          | 2         | 15.72           | 8.25 | 26.39         | 95    | 8.03     | 2.5            | 5.4      |
| HKLR    | HY/2011/03 | 2016-02-22        | Mid-Ebb   | Cloudy            | SR10A   | 14:01:19 | 1.0      | Surface | 1          | 1         | 15.94           | 8.27 | 28.87         | 95.5  | 7.92     | 2.4            | 4.5      |
| HKLR    | HY/2011/03 | 2016-02-22        | Mid-Ebb   | Cloudy            | SR10A   | 14:02:17 | 1.0      | Surface | 1          | 2         | 16.04           | 8.27 | 28.8          | 96    | 7.95     | 2.5            | 4.5      |
| HKLR    | HY/2011/03 | 2016-02-22        | Mid-Ebb   | Cloudy            | SR10A   | 14:02:00 | 3.2      | Middle  | 2          | 1         | 15.85           | 8.27 | 29.05         | 95.2  | 7.89     | 2.2            | 5        |
| HKLR    | HY/2011/03 | 2016-02-22        | Mid-Ebb   | Cloudy            | SR10A   | 14:01:12 | 3.2      | Middle  | 2          | 2         | 15.86           | 8.27 | 29.01         | 95.3  | 7.91     | 2.3            | 5.1      |
| HKLR    | HY/2011/03 | 2016-02-22        | Mid-Ebb   | Cloudy            | SR10A   | 14:01:03 | 5.4      | Bottom  | 3          | 1         | 15.86           | 8.27 | 29.1          | 95.6  | 7.93     | 2.4            | 4        |
| HKLR    | HY/2011/03 | 2016-02-22        | Mid-Ebb   | Cloudy            | SR10A   | 14:01:51 | 5.4      | Bottom  | 3          | 2         | 15.85           | 8.27 | 29.14         | 95.5  | 7.91     | 2.3            | 5        |
| HKLR    | HY/2011/03 | 2016-02-22        | Mid-Ebb   | Cloudy            | SR10B   | 14:12:37 | 1.0      | Surface | 1          | 1         | 15.98           | 8.27 | 28.84         | 96.3  | 7.97     | 2.5            | 4.6      |
| HKLR    | HY/2011/03 | 2016-02-22        | Mid-Ebb   | Cloudy            | SR10B   | 14:12:55 | 1.0      | Surface | 1          | 2         | 16.01           | 8.27 | 28.82         | 96.5  | 7.99     | 2.4            | 5.2      |
| HKLR    | HY/2011/03 | 2016-02-22        | Mid-Ebb   | Cloudy            | SR10B   | 14:12:44 | 4.1      | Bottom  | 3          | 1         | 15.96           | 8.27 | 28.88         | 96.2  | 7.97     | 2.5            | 6.1      |
| HKLR    | HY/2011/03 | 2016-02-22        | Mid-Ebb   | Cloudy            | SR10B   | 14:12:27 | 4.1      | Bottom  | 3          | 2         | 15.96           | 8.27 | 28.89         | 96.1  | 7.96     | 2.3            | 7.1      |
| HKLR    | HY/2011/03 | 2016-02-22        | Mid-Ebb   | Cloudy            | CS2     | 11:31:55 | 1.0      | Surface | 1          | 1         | 15.73           | 8.28 | 30.97         | 96    | 7.86     | 3              | 5.5      |
| HKLR    | HY/2011/03 | 2016-02-22        | Mid-Ebb   | Cloudy            | CS2     | 11:31:29 | 1.0      | Surface | 1          | 2         | 15.82           | 8.29 | 30.98         | 95.9  | 7.86     | 3              | 5.5      |
| HKLR    | HY/2011/03 | 2016-02-22        | Mid-Ebb   | Cloudy            | CS2     | 11:31:19 | 4.0      | Middle  | 2          | 1         | 15.71           | 8.29 | 30.98         | 95.8  | 7.85     | 3.1            | 5.6      |
| HKLR    | HY/2011/03 | 2016-02-22        | Mid-Ebb   | Cloudy            | CS2     | 11:31:49 | 4.0      | Middle  | 2          | 2         | 15.71           | 8.28 | 30.98         | 95.8  | 7.86     | 3              | 5        |
| HKLR    | HY/2011/03 | 2016-02-22        | Mid-Ebb   | Cloudy            | CS2     | 11:31:06 | 6.9      | Bottom  | 3          | 1         | 15.71           | 8.3  | 30.98         | 95.8  | 7.84     | 3.1            | 4.8      |
| HKLR    | HY/2011/03 | 2016-02-22        | Mid-Ebb   | Cloudy            | CS2     | 11:31:38 | 6.9      | Bottom  | 3          | 2         | 15.75           | 8.28 | 30.98         | 95.5  | 7.83     | 3              | 4.5      |
| HKLR    | HY/2011/03 | 2016-02-22        | Mid-Ebb   | Cloudy            | CS(Mf)5 | 13:22:26 | 1.0      | Surface | 1          | 1         | 16.01           | 8.27 | 28.82         | 95.7  | 7.93     | 2.2            | 5.9      |
| HKLR    | HY/2011/03 | 2016-02-22        | Mid-Ebb   | Cloudy            | CS(Mf)5 | 13:21:38 | 1.0      | Surface | 1          | 2         | 15.95           | 8.27 | 28.85         | 95.4  | 7.91     | 2.2            | 5.5      |
| HKLR    | HY/2011/03 | 2016-02-22        | Mid-Ebb   | Cloudy            | CS(Mf)5 | 13:22:10 | 6.8      | Middle  | 2          | 1         | 15.84           | 8.27 | 29.21         | 95    | 7.87     | 1.9            | 4.9      |
| HKLR    | HY/2011/03 | 2016-02-22        | Mid-Ebb   | Cloudy            | CS(Mf)5 | 13:21:24 | 6.8      | Middle  | 2          | 2         | 15.84           | 8.26 | 29.19         | 94.9  | 7.87     | 2              | 5.7      |
| HKLR    | HY/2011/03 | 2016-02-22        | Mid-Ebb   | Cloudy            | CS(Mf)5 | 13:21:18 | 12.5     | Bottom  | 3          | 1         | 15.87           | 8.27 | 29.13         | 95.2  | 7.89     | 2.2            | 4.8      |
| HKLR    | HY/2011/03 | 2016-02-22        | Mid-Ebb   | Cloudy            | CS(Mf)5 | 13:22:02 | 12.5     | Bottom  | 3          | 2         | 15.83           | 8.27 | 29.21         | 95.3  | 7.9      | 2.2            | 5.5      |
| HKLR    | HY/2011/03 | 2016-02-22        | Mid-Flood | Cloudy            | IS5     | 08:28:58 | 1.0      | Surface | 1          | 1         | 15.58           | 8.24 | 28.18         | 97    | 8.13     | 4.1            | 6.6      |
| HKLR    | HY/2011/03 | 2016-02-22        | Mid-Flood | Cloudy            | IS5     | 08:29:36 | 1.0      | Surface | 1          | 2         | 15.59           | 8.24 | 28.18         | 96.9  | 8.13     | 3.8            | 6.6      |
| HKLR    | HY/2011/03 | 2016-02-22        | Mid-Flood | Cloudy            | IS5     | 08:29:21 | 4.3      | Middle  | 2          | 1         | 15.59           | 8.24 | 28.19         | 96.8  | 8.11     | 3.8            | 7        |
| HKLR    | HY/2011/03 | 2016-02-22        | Mid-Flood | Cloudy            | IS5     | 08:28:48 | 4.3      | Middle  | 2          | 2         | 15.58           | 8.24 | 28.19         | 96.8  | 8.12     | 3.9            | 6.8      |
| HKLR    | HY/2011/03 | 2016-02-22        | Mid-Flood | Cloudy            | IS5     | 08:29:14 | 7.5      | Bottom  | 3          | 1         | 15.58           | 8.24 | 28.2          | 96.8  | 8.11     | 3.9            | 8        |
| HKLR    | HY/2011/03 | 2016-02-22        | Mid-Flood | Cloudy            | IS5     | 08:28:41 | 7.5      | Bottom  | 3          | 2         | 15.59           | 8.24 | 28.19         | 96.8  | 8.12     | 4              | 7.1      |
| HKLR    | HY/2011/03 | 2016-02-22        | Mid-Flood | Cloudy            | IS(Mf)6 | 08:17:33 | 1.0      | Surface | 1          | 1         | 15.59           | 8.25 | 28.15         | 98.3  | 8.24     | 5.3            | 6.3      |
| HKLR    | HY/2011/03 | 2016-02-22        | Mid-Flood | Cloudy            | IS(Mf)6 | 08:17:51 | 1.0      | Surface | 1          | 2         | 15.6            | 8.25 | 28.15         | 98.2  | 8.23     | 5.3            | 6.9      |
| HKLR    | HY/2011/03 | 2016-02-22        | Mid-Flood | Cloudy            | IS(Mf)6 | 08:17:38 | 2.3      | Bottom  | 3          | 1         | 15.6            | 8.25 | 28.15         | 98.2  | 8.23     | 5.3            | 8.6      |
| HKLR    | HY/2011/03 | 2016-02-22        | Mid-Flood | Cloudy            | IS(Mf)6 | 08:17:26 | 2.3      | Bottom  | 3          | 2         | 15.59           | 8.25 | 28.16         | 98.3  | 8.24     | 5.2            | 9.1      |
| HKLR    | HY/2011/03 | 2016-02-22        | Mid-Flood | Cloudy            | IS7     | 08:10:02 | 1.0      | Surface | 1          | 1         | 15.6            | 8.25 | 28.46         | 97    | 8.12     | 4              | 6.8      |
| HKLR    | HY/2011/03 | 2016-02-22        | Mid-Flood | Cloudy            | IS7     | 08:09:49 | 1.0      | Surface | 1          | 2         | 15.6            | 8.25 | 28.46         | 97    | 8.12     | 4              | 5.6      |
| HKLR    | HY/2011/03 | 2016-02-22        | Mid-Flood | Cloudy            | IS7     | 08:09:54 | 2.6      | Bottom  | 3          | 1         | 15.6            | 8.25 | 28.46         | 96.9  | 8.11     | 4              | 6.5      |
| HKLR    | HY/2011/03 | 2016-02-22        | Mid-Flood | Cloudy            | IS7     | 08:09:40 | 2.6      | Bottom  | 3          | 2         | 15.6            | 8.25 | 28.47         | 96.9  | 8.11     | 4.1            | 7.9      |
| HKLR    | HY/2011/03 | 2016-02-22        | Mid-Flood | Cloudy            | IS8     | 07:39:31 | 1.0      | Surface | 1          | 1         | 15.68           | 8.24 | 28.63         | 96.5  | 8.05     | 6.1            | 7.3      |
| HKLR    | HY/2011/03 | 2016-02-22        | Mid-Flood | Cloudy            | IS8     | 07:39:52 | 1.0      | Surface | 1          | 2         | 15.68           | 8.24 | 28.63         | 96.1  | 8.02     | 6.3            | 8.1      |
| HKLR    | HY/2011/03 | 2016-02-22        | Mid-Flood | Cloudy            | IS8     | 07:39:42 | 2.8      | Bottom  | 3          | 1         | 15.68           | 8.24 | 28.65         | 96.2  | 8.02     | 5.8            | 10.8     |
| HKLR    | HY/2011/03 | 2016-02-22        | Mid-Flood | Cloudy            | IS8     | 07:39:21 | 2.8      | Bottom  | 3          | 2         | 15.68           | 8.23 | 28.64         | 96.6  | 8.06     | 5.6            | 10.4     |
| HKLR    | HY/2011/03 | 2016-02-22        | Mid-Flood | Cloudy            | IS(Mf)9 | 08:00:27 | 1.0      | Surface | 1          | 1         | 15.6            | 8.25 | 28.46         | 97.4  | 8.15     | 4.1            | 7.1      |
| HKLR    | HY/2011/03 | 2016-02-22        | Mid-Flood | Cloudy            | IS(Mf)9 | 08:00:45 | 1.0      | Surface | 1          | 2         | 15.6            | 8.25 | 28.46         | 97.1  | 8.13     | 3.8            | 6.3      |



## Water Quality Monitoring Data

| Project | Works      | Date (yyyy-mm-dd) | Tide      | Weather Condition | Station | Time     | Depth, m | Level   | Level_Code | Replicate | Temperature, °C | pH   | Salinity, ppt | DO, % | DO, mg/L | Turbidity, NTU | SS, mg/L |
|---------|------------|-------------------|-----------|-------------------|---------|----------|----------|---------|------------|-----------|-----------------|------|---------------|-------|----------|----------------|----------|
| HKLR    | HY/2011/03 | 2016-02-22        | Mid-Flood | Cloudy            | IS(Mf)9 | 08:00:16 | 2.6      | Bottom  | 3          | 1         | 15.6            | 8.25 | 28.46         | 97.5  | 8.16     | 4.1            | 6.1      |
| HKLR    | HY/2011/03 | 2016-02-22        | Mid-Flood | Cloudy            | IS(Mf)9 | 08:00:39 | 2.6      | Bottom  | 3          | 2         | 15.6            | 8.25 | 28.46         | 97.1  | 8.13     | 3.8            | 6.6      |
| HKLR    | HY/2011/03 | 2016-02-22        | Mid-Flood | Cloudy            | IS10    | 07:29:33 | 1.0      | Surface | 1          | 1         | 15.6            | 8.24 | 29.74         | 94.4  | 7.84     | 5.3            | 8.1      |
| HKLR    | HY/2011/03 | 2016-02-22        | Mid-Flood | Cloudy            | IS10    | 07:30:07 | 1.0      | Surface | 1          | 2         | 15.61           | 8.24 | 29.19         | 94.3  | 7.85     | 5.4            | 8.1      |
| HKLR    | HY/2011/03 | 2016-02-22        | Mid-Flood | Cloudy            | IS10    | 07:29:56 | 5.4      | Middle  | 2          | 1         | 15.6            | 8.24 | 29.39         | 94.1  | 7.83     | 5.3            | 7.2      |
| HKLR    | HY/2011/03 | 2016-02-22        | Mid-Flood | Cloudy            | IS10    | 07:29:24 | 5.4      | Middle  | 2          | 2         | 15.6            | 8.24 | 29.88         | 94.3  | 7.82     | 5.4            | 9.1      |
| HKLR    | HY/2011/03 | 2016-02-22        | Mid-Flood | Cloudy            | IS10    | 07:29:47 | 9.8      | Bottom  | 3          | 1         | 15.6            | 8.24 | 29.61         | 94.2  | 7.83     | 5.6            | 7.9      |
| HKLR    | HY/2011/03 | 2016-02-22        | Mid-Flood | Cloudy            | IS10    | 07:29:15 | 9.8      | Bottom  | 3          | 2         | 15.6            | 8.24 | 30.12         | 94    | 7.79     | 5.6            | 8.1      |
| HKLR    | HY/2011/03 | 2016-02-22        | Mid-Flood | Cloudy            | SR3     | 08:41:32 | 0.8      | Middle  | 2          | 1         | 15.59           | 8.24 | 28.17         | 97.1  | 8.15     | 3.9            | 6        |
| HKLR    | HY/2011/03 | 2016-02-22        | Mid-Flood | Cloudy            | SR3     | 08:41:25 | 0.8      | Middle  | 2          | 2         | 15.59           | 8.24 | 28.17         | 97.1  | 8.14     | 3.7            | 5.1      |
| HKLR    | HY/2011/03 | 2016-02-22        | Mid-Flood | Cloudy            | SR4     | 07:51:15 | 1.0      | Surface | 1          | 1         | 15.68           | 8.24 | 28.72         | 95.7  | 7.98     | 7.5            | 8.7      |
| HKLR    | HY/2011/03 | 2016-02-22        | Mid-Flood | Cloudy            | SR4     | 07:51:28 | 1.0      | Surface | 1          | 2         | 15.69           | 8.24 | 28.71         | 95.7  | 7.98     | 7.4            | 8.7      |
| HKLR    | HY/2011/03 | 2016-02-22        | Mid-Flood | Cloudy            | SR4     | 07:51:21 | 2.8      | Bottom  | 3          | 1         | 15.68           | 8.24 | 28.72         | 95.6  | 7.98     | 8.4            | 9.2      |
| HKLR    | HY/2011/03 | 2016-02-22        | Mid-Flood | Cloudy            | SR4     | 07:51:08 | 2.8      | Bottom  | 3          | 2         | 15.68           | 8.24 | 28.73         | 95.6  | 7.98     | 8.9            | 8.8      |
| HKLR    | HY/2011/03 | 2016-02-22        | Mid-Flood | Cloudy            | SR5     | 07:37:30 | 1.0      | Surface | 1          | 1         | 15.6            | 8.23 | 28.06         | 94.6  | 7.93     | 4.7            | 5.3      |
| HKLR    | HY/2011/03 | 2016-02-22        | Mid-Flood | Cloudy            | SR5     | 07:37:15 | 1.0      | Surface | 1          | 2         | 15.61           | 8.23 | 28.24         | 94.7  | 7.93     | 4.6            | 5.2      |
| HKLR    | HY/2011/03 | 2016-02-22        | Mid-Flood | Cloudy            | SR5     | 07:37:23 | 4.3      | Bottom  | 3          | 1         | 15.6            | 8.23 | 28.17         | 94.4  | 7.91     | 4.7            | 5.4      |
| HKLR    | HY/2011/03 | 2016-02-22        | Mid-Flood | Cloudy            | SR5     | 07:37:04 | 4.3      | Bottom  | 3          | 2         | 15.61           | 8.23 | 28.3          | 94.3  | 7.9      | 4.6            | 4.4      |
| HKLR    | HY/2011/03 | 2016-02-22        | Mid-Flood | Cloudy            | SR10A   | 06:25:20 | 1.0      | Surface | 1          | 1         | 15.82           | 8.18 | 27.62         | 93.8  | 7.85     | 2              | 3.3      |
| HKLR    | HY/2011/03 | 2016-02-22        | Mid-Flood | Cloudy            | SR10A   | 06:24:42 | 1.0      | Surface | 1          | 2         | 15.82           | 8.17 | 27.53         | 93.9  | 7.87     | 2.1            | 3.3      |
| HKLR    | HY/2011/03 | 2016-02-22        | Mid-Flood | Cloudy            | SR10A   | 06:25:11 | 3.2      | Middle  | 2          | 1         | 15.82           | 8.18 | 27.69         | 93.8  | 7.85     | 2.2            | 3.2      |
| HKLR    | HY/2011/03 | 2016-02-22        | Mid-Flood | Cloudy            | SR10A   | 06:24:27 | 3.2      | Middle  | 2          | 2         | 15.82           | 8.17 | 27.54         | 93.8  | 7.86     | 2.1            | 4.1      |
| HKLR    | HY/2011/03 | 2016-02-22        | Mid-Flood | Cloudy            | SR10A   | 06:24:15 | 5.3      | Bottom  | 3          | 1         | 15.82           | 8.16 | 27.53         | 93.9  | 7.87     | 2.2            | 5.4      |
| HKLR    | HY/2011/03 | 2016-02-22        | Mid-Flood | Cloudy            | SR10A   | 06:25:03 | 5.3      | Bottom  | 3          | 2         | 15.82           | 8.17 | 27.74         | 93.6  | 7.84     | 2.3            | 6.8      |
| HKLR    | HY/2011/03 | 2016-02-22        | Mid-Flood | Cloudy            | SR10B   | 06:09:41 | 1.0      | Surface | 1          | 1         | 15.82           | 8.13 | 26.86         | 94.7  | 7.97     | 2.2            | 4.4      |
| HKLR    | HY/2011/03 | 2016-02-22        | Mid-Flood | Cloudy            | SR10B   | 06:09:23 | 1.0      | Surface | 1          | 2         | 15.82           | 8.13 | 26.5          | 95.3  | 8.03     | 2.2            | 3.6      |
| HKLR    | HY/2011/03 | 2016-02-22        | Mid-Flood | Cloudy            | SR10B   | 06:09:28 | 4.1      | Bottom  | 3          | 1         | 15.82           | 8.13 | 26.66         | 95    | 8        | 2.3            | 5.6      |
| HKLR    | HY/2011/03 | 2016-02-22        | Mid-Flood | Cloudy            | SR10B   | 06:09:12 | 4.1      | Bottom  | 3          | 2         | 15.82           | 8.12 | 26.17         | 95.7  | 8.08     | 2.2            | 5.2      |
| HKLR    | HY/2011/03 | 2016-02-22        | Mid-Flood | Cloudy            | CS2     | 08:50:54 | 1.0      | Surface | 1          | 1         | 15.66           | 8.23 | 26.35         | 94.4  | 8.02     | 4.4            | 5.5      |
| HKLR    | HY/2011/03 | 2016-02-22        | Mid-Flood | Cloudy            | CS2     | 08:51:59 | 1.0      | Surface | 1          | 2         | 15.67           | 8.22 | 26.27         | 92.7  | 7.84     | 4.4            | 6.9      |
| HKLR    | HY/2011/03 | 2016-02-22        | Mid-Flood | Cloudy            | CS2     | 08:51:50 | 4.0      | Middle  | 2          | 1         | 15.65           | 8.22 | 26.42         | 92.5  | 7.83     | 4.5            | 7.3      |
| HKLR    | HY/2011/03 | 2016-02-22        | Mid-Flood | Cloudy            | CS2     | 08:50:41 | 4.0      | Middle  | 2          | 2         | 15.65           | 8.23 | 26.29         | 94.3  | 7.98     | 4.3            | 5.7      |
| HKLR    | HY/2011/03 | 2016-02-22        | Mid-Flood | Cloudy            | CS2     | 08:50:25 | 6.9      | Bottom  | 3          | 1         | 15.65           | 8.23 | 25.81         | 92.5  | 7.84     | 4.5            | 7.6      |
| HKLR    | HY/2011/03 | 2016-02-22        | Mid-Flood | Cloudy            | CS2     | 08:51:37 | 6.9      | Bottom  | 3          | 2         | 15.65           | 8.22 | 26.59         | 92.3  | 7.82     | 4.2            | 6.7      |
| HKLR    | HY/2011/03 | 2016-02-22        | Mid-Flood | Cloudy            | CS(Mf)5 | 07:01:21 | 1.0      | Surface | 1          | 1         | 15.78           | 8.22 | 28.28         | 95    | 7.93     | 3              | 5.6      |
| HKLR    | HY/2011/03 | 2016-02-22        | Mid-Flood | Cloudy            | CS(Mf)5 | 07:02:11 | 1.0      | Surface | 1          | 2         | 15.78           | 8.23 | 28.28         | 95.3  | 7.95     | 2.8            | 5        |
| HKLR    | HY/2011/03 | 2016-02-22        | Mid-Flood | Cloudy            | CS(Mf)5 | 07:01:43 | 6.8      | Middle  | 2          | 1         | 15.81           | 8.22 | 28.64         | 94.6  | 7.88     | 3.3            | 7.1      |
| HKLR    | HY/2011/03 | 2016-02-22        | Mid-Flood | Cloudy            | CS(Mf)5 | 07:00:24 | 6.8      | Middle  | 2          | 2         | 15.81           | 8.21 | 28.62         | 94.9  | 7.9      | 3.6            | 6.4      |
| HKLR    | HY/2011/03 | 2016-02-22        | Mid-Flood | Cloudy            | CS(Mf)5 | 07:00:17 | 12.5     | Bottom  | 3          | 1         | 15.8            | 8.21 | 28.57         | 95.2  | 7.93     | 3.2            | 8.5      |
| HKLR    | HY/2011/03 | 2016-02-22        | Mid-Flood | Cloudy            | CS(Mf)5 | 07:01:35 | 12.5     | Bottom  | 3          | 2         | 15.8            | 8.22 | 28.6          | 94.8  | 7.89     | 2.9            | 7.5      |
| HKLR    | HY/2011/03 | 2016-02-24        | Mid-Ebb   | Sunny             | ISS     | 12:34:47 | 1.0      | Surface | 1          | 1         | 15.59           | 8.29 | 27.69         | 95.3  | 8.01     | 6.1            | 8.4      |
| HKLR    | HY/2011/03 | 2016-02-24        | Mid-Ebb   | Sunny             | ISS     | 12:34:14 | 1.0      | Surface | 1          | 2         | 15.59           | 8.3  | 27.62         | 95.6  | 8.04     | 6              | 7.9      |
| HKLR    | HY/2011/03 | 2016-02-24        | Mid-Ebb   | Sunny             | ISS     | 12:34:40 | 4.6      | Middle  | 2          | 1         | 15.59           | 8.29 | 27.76         | 95.2  | 8        | 6.1            | 8.7      |
| HKLR    | HY/2011/03 | 2016-02-24        | Mid-Ebb   | Sunny             | ISS     | 12:34:06 | 4.6      | Middle  | 2          | 2         | 15.59           | 8.3  | 27.67         | 95.5  | 8.04     | 6              | 7.5      |
| HKLR    | HY/2011/03 | 2016-02-24        | Mid-Ebb   | Sunny             | ISS     | 12:34:33 | 8.2      | Bottom  | 3          | 1         | 15.59           | 8.3  | 27.76         | 95.1  | 8        | 6.2            | 8.8      |
| HKLR    | HY/2011/03 | 2016-02-24        | Mid-Ebb   | Sunny             | ISS     | 12:33:56 | 8.2      | Bottom  | 3          | 2         | 15.59           | 8.31 | 27.65         | 95.5  | 8.03     | 6.2            | 7.9      |
| HKLR    | HY/2011/03 | 2016-02-24        | Mid-Ebb   | Sunny             | IS(Mf)6 | 12:40:51 | 1.0      | Surface | 1          | 1         | 15.6            | 8.27 | 27.96         | 97.4  | 8.18     | 5              | 5.9      |
| HKLR    | HY/2011/03 | 2016-02-24        | Mid-Ebb   | Sunny             | IS(Mf)6 | 12:40:40 | 1.0      | Surface | 1          | 2         | 15.59           | 8.27 | 27.96         | 98    | 8.23     | 4.9            | 5.5      |
| HKLR    | HY/2011/03 | 2016-02-24        | Mid-Ebb   | Sunny             | IS(Mf)6 | 12:40:45 | 2.4      | Bottom  | 3          | 1         | 15.6            | 8.27 | 27.97         | 97.2  | 8.16     | 5              | 6.4      |
| HKLR    | HY/2011/03 | 2016-02-24        | Mid-Ebb   | Sunny             | IS(Mf)6 | 12:40:36 | 2.4      | Bottom  | 3          | 2         | 15.6            | 8.27 | 27.95         | 97.7  | 8.2      | 4.9            | 5.9      |
| HKLR    | HY/2011/03 | 2016-02-24        | Mid-Ebb   | Sunny             | IS7     | 12:45:57 | 1.0      | Surface | 1          | 1         | 15.58           | 8.26 | 27.86         | 102.1 | 8.57     | 4.1            | 4.9      |
| HKLR    | HY/2011/03 | 2016-02-24        | Mid-Ebb   | Sunny             | IS7     | 12:46:05 | 1.0      | Surface | 1          | 2         | 15.56           | 8.26 | 27.91         | 100.8 | 8.51     | 4.1            | 5.2      |

## Water Quality Monitoring Data

| Project | Works      | Date (yyyy-mm-dd) | Tide      | Weather Condition | Station | Time     | Depth, m | Level   | Level_Code | Replicate | Temperature, °C | pH   | Salinity, ppt | DO, % | DO, mg/L | Turbidity, NTU | SS, mg/L |
|---------|------------|-------------------|-----------|-------------------|---------|----------|----------|---------|------------|-----------|-----------------|------|---------------|-------|----------|----------------|----------|
| HKLR    | HY/2011/03 | 2016-02-24        | Mid-Ebb   | Sunny             | IS7     | 12:46:01 | 2.4      | Bottom  | 3          | 1         | 15.58           | 8.26 | 27.88         | 101.2 | 8.47     | 4.2            | 8.4      |
| HKLR    | HY/2011/03 | 2016-02-24        | Mid-Ebb   | Sunny             | IS7     | 12:45:54 | 2.4      | Bottom  | 3          | 2         | 15.59           | 8.26 | 27.84         | 101.6 | 8.54     | 4.1            | 8        |
| HKLR    | HY/2011/03 | 2016-02-24        | Mid-Ebb   | Sunny             | IS8     | 13:08:59 | 1.0      | Surface | 1          | 1         | 15.73           | 8.26 | 27.81         | 97.1  | 8.13     | 3.2            | 5.7      |
| HKLR    | HY/2011/03 | 2016-02-24        | Mid-Ebb   | Sunny             | IS8     | 13:08:47 | 1.0      | Surface | 1          | 2         | 15.71           | 8.26 | 27.83         | 97.1  | 8.14     | 3.2            | 6        |
| HKLR    | HY/2011/03 | 2016-02-24        | Mid-Ebb   | Sunny             | IS8     | 13:08:44 | 2.4      | Bottom  | 3          | 1         | 15.72           | 8.26 | 27.83         | 97.1  | 8.13     | 3.2            | 10.8     |
| HKLR    | HY/2011/03 | 2016-02-24        | Mid-Ebb   | Sunny             | IS8     | 13:08:51 | 2.4      | Bottom  | 3          | 2         | 15.72           | 8.26 | 27.83         | 97.1  | 8.13     | 3.2            | 11.1     |
| HKLR    | HY/2011/03 | 2016-02-24        | Mid-Ebb   | Sunny             | IS(Mf)9 | 12:51:57 | 1.0      | Surface | 1          | 1         | 15.58           | 8.27 | 27.93         | 98.6  | 8.28     | 4              | 6.1      |
| HKLR    | HY/2011/03 | 2016-02-24        | Mid-Ebb   | Sunny             | IS(Mf)9 | 12:51:49 | 1.0      | Surface | 1          | 2         | 15.58           | 8.27 | 27.94         | 98.8  | 8.29     | 4.2            | 5.9      |
| HKLR    | HY/2011/03 | 2016-02-24        | Mid-Ebb   | Sunny             | IS(Mf)9 | 12:51:45 | 2.4      | Bottom  | 3          | 1         | 15.59           | 8.27 | 27.92         | 98.7  | 8.29     | 4.2            | 5.6      |
| HKLR    | HY/2011/03 | 2016-02-24        | Mid-Ebb   | Sunny             | IS(Mf)9 | 12:51:53 | 2.4      | Bottom  | 3          | 2         | 15.59           | 8.27 | 27.93         | 98.5  | 8.28     | 4.1            | 5.6      |
| HKLR    | HY/2011/03 | 2016-02-24        | Mid-Ebb   | Sunny             | IS10    | 13:45:05 | 1.0      | Surface | 1          | 1         | 15.66           | 7.94 | 24.38         | 94.4  | 8.09     | 3.1            | 4        |
| HKLR    | HY/2011/03 | 2016-02-24        | Mid-Ebb   | Sunny             | IS10    | 13:44:34 | 1.0      | Surface | 1          | 2         | 15.66           | 7.95 | 24.51         | 94.3  | 8.08     | 3.3            | 4.5      |
| HKLR    | HY/2011/03 | 2016-02-24        | Mid-Ebb   | Sunny             | IS10    | 13:44:54 | 5.4      | Middle  | 2          | 1         | 15.66           | 7.94 | 24.42         | 94    | 8.06     | 3.1            | 5.5      |
| HKLR    | HY/2011/03 | 2016-02-24        | Mid-Ebb   | Sunny             | IS10    | 13:44:27 | 5.4      | Middle  | 2          | 2         | 15.66           | 7.95 | 24.57         | 94    | 8.04     | 3.2            | 4.8      |
| HKLR    | HY/2011/03 | 2016-02-24        | Mid-Ebb   | Sunny             | IS10    | 13:44:19 | 9.8      | Bottom  | 3          | 1         | 15.66           | 7.95 | 24.71         | 94.3  | 8.06     | 3.2            | 5.3      |
| HKLR    | HY/2011/03 | 2016-02-24        | Mid-Ebb   | Sunny             | IS10    | 13:44:47 | 9.8      | Bottom  | 3          | 2         | 15.66           | 7.95 | 24.49         | 94.2  | 8.07     | 3.1            | 5.6      |
| HKLR    | HY/2011/03 | 2016-02-24        | Mid-Ebb   | Sunny             | SR3     | 12:26:17 | 0.8      | Middle  | 2          | 1         | 15.6            | 8.37 | 27.1          | 98.9  | 8.35     | 6.1            | 12.8     |
| HKLR    | HY/2011/03 | 2016-02-24        | Mid-Ebb   | Sunny             | SR3     | 12:26:22 | 0.8      | Middle  | 2          | 2         | 15.6            | 8.37 | 27.14         | 98.7  | 8.33     | 6.2            | 11.7     |
| HKLR    | HY/2011/03 | 2016-02-24        | Mid-Ebb   | Sunny             | SR4     | 13:02:55 | 1.0      | Surface | 1          | 1         | 15.7            | 8.26 | 27.79         | 98.7  | 8.28     | 3.7            | 3.4      |
| HKLR    | HY/2011/03 | 2016-02-24        | Mid-Ebb   | Sunny             | SR4     | 13:03:03 | 1.0      | Surface | 1          | 2         | 15.71           | 8.26 | 27.79         | 98.3  | 8.24     | 3.5            | 4        |
| HKLR    | HY/2011/03 | 2016-02-24        | Mid-Ebb   | Sunny             | SR4     | 13:02:52 | 2.4      | Bottom  | 3          | 1         | 15.7            | 8.25 | 27.78         | 98.5  | 8.26     | 3.7            | 6        |
| HKLR    | HY/2011/03 | 2016-02-24        | Mid-Ebb   | Sunny             | SR4     | 13:02:59 | 2.4      | Bottom  | 3          | 2         | 15.71           | 8.26 | 27.79         | 98.2  | 8.23     | 3.6            | 6.6      |
| HKLR    | HY/2011/03 | 2016-02-24        | Mid-Ebb   | Sunny             | SR5     | 13:35:41 | 1.0      | Surface | 1          | 1         | 15.66           | 7.97 | 26.08         | 96.1  | 8.14     | 4.2            | 7.1      |
| HKLR    | HY/2011/03 | 2016-02-24        | Mid-Ebb   | Sunny             | SR5     | 13:35:52 | 1.0      | Surface | 1          | 2         | 15.66           | 7.97 | 25.78         | 95.5  | 8.1      | 4.1            | 6.5      |
| HKLR    | HY/2011/03 | 2016-02-24        | Mid-Ebb   | Sunny             | SR5     | 13:35:46 | 4.1      | Bottom  | 3          | 1         | 15.67           | 7.97 | 25.93         | 95.3  | 8.09     | 4.1            | 6.7      |
| HKLR    | HY/2011/03 | 2016-02-24        | Mid-Ebb   | Sunny             | SR5     | 13:35:34 | 4.1      | Bottom  | 3          | 2         | 15.66           | 7.98 | 26.29         | 95.6  | 8.1      | 4.1            | 8.4      |
| HKLR    | HY/2011/03 | 2016-02-24        | Mid-Ebb   | Sunny             | SR10A   | 14:13:09 | 1.0      | Surface | 1          | 1         | 15.8            | 8.25 | 28.25         | 94.6  | 7.88     | 2.4            | 5.2      |
| HKLR    | HY/2011/03 | 2016-02-24        | Mid-Ebb   | Sunny             | SR10A   | 14:12:10 | 1.0      | Surface | 1          | 2         | 15.8            | 8.26 | 28.02         | 94.3  | 7.88     | 2.3            | 5.3      |
| HKLR    | HY/2011/03 | 2016-02-24        | Mid-Ebb   | Sunny             | SR10A   | 14:12:01 | 3.2      | Middle  | 2          | 1         | 15.79           | 8.25 | 28.63         | 94.3  | 7.86     | 2.4            | 4.5      |
| HKLR    | HY/2011/03 | 2016-02-24        | Mid-Ebb   | Sunny             | SR10A   | 14:13:03 | 3.2      | Middle  | 2          | 2         | 15.79           | 8.25 | 28.69         | 93.1  | 7.77     | 2.5            | 4.3      |
| HKLR    | HY/2011/03 | 2016-02-24        | Mid-Ebb   | Sunny             | SR10A   | 14:11:55 | 5.4      | Bottom  | 3          | 1         | 15.79           | 8.25 | 28.57         | 94.2  | 7.85     | 2.5            | 5.6      |
| HKLR    | HY/2011/03 | 2016-02-24        | Mid-Ebb   | Sunny             | SR10A   | 14:12:17 | 5.4      | Bottom  | 3          | 2         | 15.8            | 8.25 | 28.41         | 93.1  | 7.75     | 2.5            | 5.8      |
| HKLR    | HY/2011/03 | 2016-02-24        | Mid-Ebb   | Sunny             | SR10B   | 14:20:43 | 1.0      | Surface | 1          | 1         | 15.79           | 8.26 | 27.99         | 94.2  | 7.88     | 2.5            | 4        |
| HKLR    | HY/2011/03 | 2016-02-24        | Mid-Ebb   | Sunny             | SR10B   | 14:20:14 | 1.0      | Surface | 1          | 2         | 15.79           | 8.26 | 28.1          | 94.5  | 7.87     | 2.7            | 3.8      |
| HKLR    | HY/2011/03 | 2016-02-24        | Mid-Ebb   | Sunny             | SR10B   | 14:20:05 | 4.1      | Bottom  | 3          | 1         | 15.79           | 8.25 | 28.57         | 94.3  | 7.87     | 2.7            | 3.5      |
| HKLR    | HY/2011/03 | 2016-02-24        | Mid-Ebb   | Sunny             | SR10B   | 14:20:30 | 4.1      | Bottom  | 3          | 2         | 15.79           | 8.25 | 28.66         | 94.2  | 7.84     | 2.5            | 4.7      |
| HKLR    | HY/2011/03 | 2016-02-24        | Mid-Ebb   | Sunny             | CS2     | 12:21:49 | 1.0      | Surface | 1          | 1         | 15.64           | 8.09 | 30.64         | 97.5  | 8.05     | 3              | 6.3      |
| HKLR    | HY/2011/03 | 2016-02-24        | Mid-Ebb   | Sunny             | CS2     | 12:22:14 | 1.0      | Surface | 1          | 2         | 15.63           | 8.06 | 30.62         | 96.8  | 7.99     | 3.2            | 6.4      |
| HKLR    | HY/2011/03 | 2016-02-24        | Mid-Ebb   | Sunny             | CS2     | 12:22:03 | 4.0      | Middle  | 2          | 1         | 15.64           | 8.07 | 30.77         | 96.8  | 7.98     | 3.2            | 5.6      |
| HKLR    | HY/2011/03 | 2016-02-24        | Mid-Ebb   | Sunny             | CS2     | 12:21:42 | 4.0      | Middle  | 2          | 2         | 15.65           | 8.1  | 30.78         | 97.7  | 8.05     | 3.2            | 5.8      |
| HKLR    | HY/2011/03 | 2016-02-24        | Mid-Ebb   | Sunny             | CS2     | 12:21:27 | 7.0      | Bottom  | 3          | 1         | 15.65           | 8.13 | 30.87         | 99.2  | 8.17     | 3.1            | 5.1      |
| HKLR    | HY/2011/03 | 2016-02-24        | Mid-Ebb   | Sunny             | CS2     | 12:21:57 | 7.0      | Bottom  | 3          | 2         | 15.64           | 8.08 | 30.77         | 97.2  | 8.01     | 3.1            | 5.2      |
| HKLR    | HY/2011/03 | 2016-02-24        | Mid-Ebb   | Sunny             | CS(Mf)5 | 13:47:29 | 1.0      | Surface | 1          | 1         | 15.79           | 8.26 | 27.9          | 93.5  | 7.82     | 2.3            | 6.2      |
| HKLR    | HY/2011/03 | 2016-02-24        | Mid-Ebb   | Sunny             | CS(Mf)5 | 13:46:26 | 1.0      | Surface | 1          | 2         | 15.79           | 8.26 | 27.93         | 93.7  | 7.8      | 2.4            | 5.8      |
| HKLR    | HY/2011/03 | 2016-02-24        | Mid-Ebb   | Sunny             | CS(Mf)5 | 13:47:13 | 6.6      | Middle  | 2          | 1         | 15.76           | 8.25 | 28.9          | 93.1  | 7.75     | 2.3            | 4.7      |
| HKLR    | HY/2011/03 | 2016-02-24        | Mid-Ebb   | Sunny             | CS(Mf)5 | 13:46:15 | 6.6      | Middle  | 2          | 2         | 15.77           | 8.25 | 28.89         | 93.6  | 7.83     | 2.5            | 5.5      |
| HKLR    | HY/2011/03 | 2016-02-24        | Mid-Ebb   | Sunny             | CS(Mf)5 | 13:46:02 | 12.1     | Bottom  | 3          | 1         | 15.77           | 8.25 | 28.84         | 93.3  | 7.76     | 2.5            | 5.4      |
| HKLR    | HY/2011/03 | 2016-02-24        | Mid-Ebb   | Sunny             | CS(Mf)5 | 13:46:49 | 12.1     | Bottom  | 3          | 2         | 15.77           | 8.25 | 28.92         | 92.7  | 7.71     | 2.4            | 4.9      |
| HKLR    | HY/2011/03 | 2016-02-24        | Mid-Flood | Sunny             | ISS     | 09:10:01 | 1.0      | Surface | 1          | 1         | 15.57           | 8.25 | 28.01         | 96.6  | 8.11     | 5.9            | 7.6      |
| HKLR    | HY/2011/03 | 2016-02-24        | Mid-Flood | Sunny             | ISS     | 09:10:32 | 1.0      | Surface | 1          | 2         | 15.57           | 8.25 | 28.02         | 96.1  | 8.07     | 6              | 7.7      |
| HKLR    | HY/2011/03 | 2016-02-24        | Mid-Flood | Sunny             | ISS     | 09:09:54 | 4.7      | Middle  | 2          | 1         | 15.57           | 8.25 | 28.02         | 96.5  | 8.1      | 6              | 6.9      |
| HKLR    | HY/2011/03 | 2016-02-24        | Mid-Flood | Sunny             | ISS     | 09:10:22 | 4.7      | Middle  | 2          | 2         | 15.57           | 8.25 | 28.03         | 96    | 8.06     | 6.1            | 7.6      |

## Water Quality Monitoring Data

| Project | Works      | Date (yyyy-mm-dd) | Tide      | Weather Condition | Station | Time     | Depth, m | Level   | Level_Code | Replicate | Temperature, °C | pH   | Salinity, ppt | DO, % | DO, mg/L | Turbidity, NTU | SS, mg/L |
|---------|------------|-------------------|-----------|-------------------|---------|----------|----------|---------|------------|-----------|-----------------|------|---------------|-------|----------|----------------|----------|
| HKLR    | HY/2011/03 | 2016-02-24        | Mid-Flood | Sunny             | IS5     | 09:09:47 | 8.3      | Bottom  | 3          | 1         | 15.57           | 8.25 | 28.02         | 96.4  | 8.1      | 6              | 7.4      |
| HKLR    | HY/2011/03 | 2016-02-24        | Mid-Flood | Sunny             | IS5     | 09:10:12 | 8.3      | Bottom  | 3          | 2         | 15.57           | 8.25 | 28.03         | 96    | 8.06     | 6.2            | 8.5      |
| HKLR    | HY/2011/03 | 2016-02-24        | Mid-Flood | Sunny             | IS(Mf)6 | 09:03:10 | 1.0      | Surface | 1          | 1         | 15.56           | 8.23 | 27.9          | 101.3 | 8.51     | 7.1            | 6.5      |
| HKLR    | HY/2011/03 | 2016-02-24        | Mid-Flood | Sunny             | IS(Mf)6 | 09:03:44 | 1.0      | Surface | 1          | 2         | 15.56           | 8.25 | 27.94         | 100.2 | 8.42     | 6.9            | 6.5      |
| HKLR    | HY/2011/03 | 2016-02-24        | Mid-Flood | Sunny             | IS(Mf)6 | 09:03:06 | 2.4      | Bottom  | 3          | 1         | 15.56           | 8.23 | 27.89         | 100.8 | 8.47     | 7.2            | 7.4      |
| HKLR    | HY/2011/03 | 2016-02-24        | Mid-Flood | Sunny             | IS(Mf)6 | 09:03:14 | 2.4      | Bottom  | 3          | 2         | 15.56           | 8.24 | 27.91         | 98    | 8.23     | 6.9            | 8.2      |
| HKLR    | HY/2011/03 | 2016-02-24        | Mid-Flood | Sunny             | IS7     | 08:53:25 | 1.0      | Surface | 1          | 1         | 15.58           | 8.24 | 27.62         | 96.4  | 8.11     | 4.1            | 6.5      |
| HKLR    | HY/2011/03 | 2016-02-24        | Mid-Flood | Sunny             | IS7     | 08:53:34 | 1.0      | Surface | 1          | 2         | 15.58           | 8.24 | 27.63         | 96.3  | 8.1      | 4.1            | 6.5      |
| HKLR    | HY/2011/03 | 2016-02-24        | Mid-Flood | Sunny             | IS7     | 08:53:21 | 2.5      | Bottom  | 3          | 1         | 15.57           | 8.24 | 27.62         | 96.3  | 8.1      | 4.1            | 6        |
| HKLR    | HY/2011/03 | 2016-02-24        | Mid-Flood | Sunny             | IS7     | 08:53:29 | 2.5      | Bottom  | 3          | 2         | 15.57           | 8.24 | 27.63         | 96.2  | 8.1      | 4.2            | 5.8      |
| HKLR    | HY/2011/03 | 2016-02-24        | Mid-Flood | Sunny             | IS8     | 08:34:54 | 1.0      | Surface | 1          | 1         | 15.65           | 8.24 | 27.61         | 98.9  | 8.31     | 4.4            | 5.9      |
| HKLR    | HY/2011/03 | 2016-02-24        | Mid-Flood | Sunny             | IS8     | 08:34:46 | 1.0      | Surface | 1          | 2         | 15.65           | 8.24 | 27.6          | 100.1 | 8.41     | 4.5            | 5.2      |
| HKLR    | HY/2011/03 | 2016-02-24        | Mid-Flood | Sunny             | IS8     | 08:34:42 | 2.7      | Bottom  | 3          | 1         | 15.65           | 8.24 | 27.58         | 99.4  | 8.35     | 4.6            | 6.4      |
| HKLR    | HY/2011/03 | 2016-02-24        | Mid-Flood | Sunny             | IS8     | 08:34:50 | 2.7      | Bottom  | 3          | 2         | 15.65           | 8.24 | 27.6          | 98.4  | 8.27     | 4.5            | 4.8      |
| HKLR    | HY/2011/03 | 2016-02-24        | Mid-Flood | Sunny             | IS(Mf)9 | 08:47:57 | 1.0      | Surface | 1          | 1         | 15.57           | 8.23 | 27.56         | 99.9  | 8.41     | 4.2            | 7.1      |
| HKLR    | HY/2011/03 | 2016-02-24        | Mid-Flood | Sunny             | IS(Mf)9 | 08:48:05 | 1.0      | Surface | 1          | 2         | 15.58           | 8.24 | 27.58         | 98.8  | 8.32     | 4.3            | 7.7      |
| HKLR    | HY/2011/03 | 2016-02-24        | Mid-Flood | Sunny             | IS(Mf)9 | 08:47:50 | 2.5      | Bottom  | 3          | 1         | 15.57           | 8.23 | 27.55         | 99.2  | 8.35     | 4.2            | 7        |
| HKLR    | HY/2011/03 | 2016-02-24        | Mid-Flood | Sunny             | IS(Mf)9 | 08:48:01 | 2.5      | Bottom  | 3          | 2         | 15.58           | 8.24 | 27.58         | 98.4  | 8.28     | 4.3            | 7.3      |
| HKLR    | HY/2011/03 | 2016-02-24        | Mid-Flood | Sunny             | IS10    | 08:01:35 | 1.0      | Surface | 1          | 1         | 15.61           | 7.92 | 28.23         | 94.4  | 7.9      | 6.3            | 7.5      |
| HKLR    | HY/2011/03 | 2016-02-24        | Mid-Flood | Sunny             | IS10    | 08:02:21 | 1.0      | Surface | 1          | 2         | 15.61           | 7.91 | 27.66         | 94    | 7.9      | 6.1            | 7.5      |
| HKLR    | HY/2011/03 | 2016-02-24        | Mid-Flood | Sunny             | IS10    | 08:01:27 | 5.4      | Middle  | 2          | 1         | 15.61           | 7.92 | 28.41         | 94.1  | 7.86     | 6.4            | 8        |
| HKLR    | HY/2011/03 | 2016-02-24        | Mid-Flood | Sunny             | IS10    | 08:02:10 | 5.4      | Middle  | 2          | 2         | 15.62           | 7.91 | 27.74         | 93.9  | 7.88     | 6.4            | 9.8      |
| HKLR    | HY/2011/03 | 2016-02-24        | Mid-Flood | Sunny             | IS10    | 08:01:56 | 9.7      | Bottom  | 3          | 1         | 15.62           | 7.91 | 27.92         | 92.3  | 7.76     | 6.4            | 9.9      |
| HKLR    | HY/2011/03 | 2016-02-24        | Mid-Flood | Sunny             | IS10    | 08:01:18 | 9.7      | Bottom  | 3          | 2         | 15.61           | 7.92 | 28.66         | 92.8  | 7.77     | 6.5            | 9.2      |
| HKLR    | HY/2011/03 | 2016-02-24        | Mid-Flood | Sunny             | SR3     | 09:15:50 | 0.8      | Middle  | 2          | 1         | 15.56           | 8.25 | 28.03         | 95.9  | 8.05     | 6              | 8.2      |
| HKLR    | HY/2011/03 | 2016-02-24        | Mid-Flood | Sunny             | SR3     | 09:15:53 | 0.8      | Middle  | 2          | 2         | 15.56           | 8.26 | 28.03         | 95.9  | 8.06     | 5.8            | 8.3      |
| HKLR    | HY/2011/03 | 2016-02-24        | Mid-Flood | Sunny             | SR4     | 08:41:51 | 1.0      | Surface | 1          | 1         | 15.67           | 8.24 | 27.63         | 95.4  | 8.01     | 3.9            | 5.9      |
| HKLR    | HY/2011/03 | 2016-02-24        | Mid-Flood | Sunny             | SR4     | 08:41:42 | 1.0      | Surface | 1          | 2         | 15.67           | 8.24 | 27.65         | 95.5  | 8.02     | 3.9            | 5.9      |
| HKLR    | HY/2011/03 | 2016-02-24        | Mid-Flood | Sunny             | SR4     | 08:41:45 | 2.6      | Bottom  | 3          | 1         | 15.68           | 8.24 | 27.65         | 95.2  | 8        | 3.9            | 7.9      |
| HKLR    | HY/2011/03 | 2016-02-24        | Mid-Flood | Sunny             | SR4     | 08:41:38 | 2.6      | Bottom  | 3          | 2         | 15.67           | 8.24 | 27.64         | 95.5  | 8.02     | 3.9            | 7.5      |
| HKLR    | HY/2011/03 | 2016-02-24        | Mid-Flood | Sunny             | SR5     | 08:11:40 | 1.0      | Surface | 1          | 1         | 15.6            | 7.9  | 26.89         | 94.4  | 7.98     | 5.3            | 7.9      |
| HKLR    | HY/2011/03 | 2016-02-24        | Mid-Flood | Sunny             | SR5     | 08:11:28 | 1.0      | Surface | 1          | 2         | 15.6            | 7.9  | 26.85         | 94.2  | 7.96     | 5.4            | 8        |
| HKLR    | HY/2011/03 | 2016-02-24        | Mid-Flood | Sunny             | SR5     | 08:11:33 | 4.0      | Bottom  | 3          | 1         | 15.6            | 7.9  | 26.83         | 94.3  | 7.97     | 5.4            | 8.3      |
| HKLR    | HY/2011/03 | 2016-02-24        | Mid-Flood | Sunny             | SR5     | 08:11:18 | 4.0      | Bottom  | 3          | 2         | 15.6            | 7.9  | 26.86         | 94.2  | 7.96     | 5.5            | 9.9      |
| HKLR    | HY/2011/03 | 2016-02-24        | Mid-Flood | Sunny             | SR10A   | 07:37:24 | 1.0      | Surface | 1          | 1         | 15.67           | 8.2  | 26.48         | 95    | 8.01     | 2.8            | 4.9      |
| HKLR    | HY/2011/03 | 2016-02-24        | Mid-Flood | Sunny             | SR10A   | 07:37:55 | 1.0      | Surface | 1          | 2         | 15.7            | 8.21 | 26.6          | 94.8  | 7.98     | 2.9            | 4.6      |
| HKLR    | HY/2011/03 | 2016-02-24        | Mid-Flood | Sunny             | SR10A   | 07:37:13 | 3.3      | Middle  | 2          | 1         | 15.75           | 8.2  | 26.72         | 94.7  | 8.01     | 3.2            | 4.1      |
| HKLR    | HY/2011/03 | 2016-02-24        | Mid-Flood | Sunny             | SR10A   | 07:37:48 | 3.3      | Middle  | 2          | 2         | 15.75           | 8.2  | 26.79         | 94.5  | 7.97     | 3.1            | 4.9      |
| HKLR    | HY/2011/03 | 2016-02-24        | Mid-Flood | Sunny             | SR10A   | 07:37:36 | 5.6      | Bottom  | 3          | 1         | 15.77           | 8.19 | 27.11         | 94.4  | 7.96     | 3.1            | 3.5      |
| HKLR    | HY/2011/03 | 2016-02-24        | Mid-Flood | Sunny             | SR10A   | 07:37:04 | 5.6      | Bottom  | 3          | 2         | 15.71           | 8.2  | 26.8          | 94.7  | 7.99     | 3.2            | 4        |
| HKLR    | HY/2011/03 | 2016-02-24        | Mid-Flood | Sunny             | SR10B   | 07:32:23 | 1.0      | Surface | 1          | 1         | 15.67           | 8.19 | 26.14         | 97.4  | 8.24     | 2.9            | 4.1      |
| HKLR    | HY/2011/03 | 2016-02-24        | Mid-Flood | Sunny             | SR10B   | 07:31:58 | 1.0      | Surface | 1          | 2         | 15.73           | 8.19 | 26.08         | 98.8  | 8.34     | 2.8            | 4.6      |
| HKLR    | HY/2011/03 | 2016-02-24        | Mid-Flood | Sunny             | SR10B   | 07:31:51 | 4.0      | Bottom  | 3          | 1         | 15.78           | 8.18 | 26.34         | 97.9  | 8.29     | 3              | 4.5      |
| HKLR    | HY/2011/03 | 2016-02-24        | Mid-Flood | Sunny             | SR10B   | 07:32:06 | 4.0      | Bottom  | 3          | 2         | 15.71           | 8.19 | 26.22         | 96.7  | 8.2      | 3              | 3        |
| HKLR    | HY/2011/03 | 2016-02-24        | Mid-Flood | Sunny             | CS2     | 09:27:04 | 1.0      | Surface | 1          | 1         | 15.64           | 7.89 | 25.48         | 93.6  | 7.97     | 10.9           | 15.9     |
| HKLR    | HY/2011/03 | 2016-02-24        | Mid-Flood | Sunny             | CS2     | 09:26:38 | 1.0      | Surface | 1          | 2         | 15.64           | 7.9  | 24.85         | 93.6  | 8        | 10.8           | 14.2     |
| HKLR    | HY/2011/03 | 2016-02-24        | Mid-Flood | Sunny             | CS2     | 09:26:55 | 3.9      | Middle  | 2          | 1         | 15.64           | 7.89 | 25            | 93.4  | 7.97     | 12             | 14.8     |
| HKLR    | HY/2011/03 | 2016-02-24        | Mid-Flood | Sunny             | CS2     | 09:26:28 | 3.9      | Middle  | 2          | 2         | 15.64           | 7.89 | 24.51         | 93.4  | 8        | 11.8           | 14.2     |
| HKLR    | HY/2011/03 | 2016-02-24        | Mid-Flood | Sunny             | CS2     | 09:26:47 | 6.8      | Bottom  | 3          | 1         | 15.64           | 7.9  | 24.94         | 93.4  | 7.98     | 11.5           | 15.3     |
| HKLR    | HY/2011/03 | 2016-02-24        | Mid-Flood | Sunny             | CS2     | 09:26:18 | 6.8      | Bottom  | 3          | 2         | 15.64           | 7.86 | 24.19         | 93.3  | 8.01     | 11.2           | 16.7     |
| HKLR    | HY/2011/03 | 2016-02-24        | Mid-Flood | Sunny             | CS(Mf)5 | 08:05:39 | 1.0      | Surface | 1          | 1         | 15.67           | 8.22 | 26.9          | 93.8  | 7.9      | 2.9            | 5.6      |
| HKLR    | HY/2011/03 | 2016-02-24        | Mid-Flood | Sunny             | CS(Mf)5 | 08:05:05 | 1.0      | Surface | 1          | 2         | 15.71           | 8.22 | 26.89         | 93.9  | 7.9      | 2.8            | 5.6      |

## Water Quality Monitoring Data

| Project | Works      | Date (yyyy-mm-dd) | Tide      | Weather Condition | Station | Time     | Depth, m | Level   | Level_Code | Replicate | Temperature, °C | pH   | Salinity, ppt | DO, % | DO, mg/L | Turbidity, NTU | SS, mg/L |
|---------|------------|-------------------|-----------|-------------------|---------|----------|----------|---------|------------|-----------|-----------------|------|---------------|-------|----------|----------------|----------|
| HKLR    | HY/2011/03 | 2016-02-24        | Mid-Flood | Sunny             | CS(Mf)5 | 08:05:26 | 6.3      | Middle  | 2          | 1         | 15.81           | 8.21 | 27.56         | 93.7  | 7.87     | 2.9            | 5.5      |
| HKLR    | HY/2011/03 | 2016-02-24        | Mid-Flood | Sunny             | CS(Mf)5 | 08:04:54 | 6.3      | Middle  | 2          | 2         | 15.81           | 8.2  | 27.52         | 93.7  | 7.88     | 3              | 4.7      |
| HKLR    | HY/2011/03 | 2016-02-24        | Mid-Flood | Sunny             | CS(Mf)5 | 08:04:47 | 11.6     | Bottom  | 3          | 1         | 15.78           | 8.2  | 27.44         | 93.7  | 7.85     | 3              | 4.2      |
| HKLR    | HY/2011/03 | 2016-02-24        | Mid-Flood | Sunny             | CS(Mf)5 | 08:05:17 | 11.6     | Bottom  | 3          | 2         | 15.76           | 8.21 | 27.45         | 93.6  | 7.84     | 3              | 3.9      |
| HKLR    | HY/2011/03 | 2016-02-26        | Mid-Ebb   | Cloudy            | IS5     | 13:22:54 | 1.0      | Surface | 1          | 1         | 15.53           | 8.3  | 29.05         | 97.7  | 8.15     | 4.7            | 12.7     |
| HKLR    | HY/2011/03 | 2016-02-26        | Mid-Ebb   | Cloudy            | IS5     | 13:23:25 | 1.0      | Surface | 1          | 2         | 15.53           | 8.3  | 29.04         | 97.5  | 8.14     | 4.7            | 13.6     |
| HKLR    | HY/2011/03 | 2016-02-26        | Mid-Ebb   | Cloudy            | IS5     | 13:22:42 | 4.6      | Middle  | 2          | 1         | 15.51           | 8.3  | 29.12         | 97.5  | 8.14     | 4.7            | 10       |
| HKLR    | HY/2011/03 | 2016-02-26        | Mid-Ebb   | Cloudy            | IS5     | 13:23:16 | 4.6      | Middle  | 2          | 2         | 15.5            | 8.3  | 29.11         | 97.3  | 8.12     | 4.9            | 11.7     |
| HKLR    | HY/2011/03 | 2016-02-26        | Mid-Ebb   | Cloudy            | IS5     | 13:23:10 | 8.2      | Bottom  | 3          | 1         | 15.5            | 8.3  | 29.12         | 97.3  | 8.12     | 5.1            | 7.2      |
| HKLR    | HY/2011/03 | 2016-02-26        | Mid-Ebb   | Cloudy            | IS5     | 13:22:33 | 8.2      | Bottom  | 3          | 2         | 15.51           | 8.3  | 29.12         | 97.5  | 8.14     | 5              | 8        |
| HKLR    | HY/2011/03 | 2016-02-26        | Mid-Ebb   | Cloudy            | IS(Mf)6 | 13:29:19 | 1.0      | Surface | 1          | 1         | 15.5            | 8.28 | 28.85         | 98.8  | 8.26     | 5              | 8.6      |
| HKLR    | HY/2011/03 | 2016-02-26        | Mid-Ebb   | Cloudy            | IS(Mf)6 | 13:29:38 | 1.0      | Surface | 1          | 2         | 15.5            | 8.28 | 28.84         | 98.3  | 8.22     | 5              | 9.3      |
| HKLR    | HY/2011/03 | 2016-02-26        | Mid-Ebb   | Cloudy            | IS(Mf)6 | 13:29:23 | 2.4      | Bottom  | 3          | 1         | 15.5            | 8.28 | 28.85         | 97.8  | 8.18     | 5              | 10.5     |
| HKLR    | HY/2011/03 | 2016-02-26        | Mid-Ebb   | Cloudy            | IS(Mf)6 | 13:29:15 | 2.4      | Bottom  | 3          | 2         | 15.5            | 8.28 | 28.85         | 98.5  | 8.24     | 5.1            | 9.3      |
| HKLR    | HY/2011/03 | 2016-02-26        | Mid-Ebb   | Cloudy            | IS7     | 13:35:36 | 1.0      | Surface | 1          | 1         | 15.58           | 8.26 | 28.62         | 99.8  | 8.34     | 6.1            | 10       |
| HKLR    | HY/2011/03 | 2016-02-26        | Mid-Ebb   | Cloudy            | IS7     | 13:35:45 | 1.0      | Surface | 1          | 2         | 15.58           | 8.27 | 28.63         | 99.3  | 8.3      | 6              | 8.9      |
| HKLR    | HY/2011/03 | 2016-02-26        | Mid-Ebb   | Cloudy            | IS7     | 13:35:41 | 2.4      | Bottom  | 3          | 1         | 15.58           | 8.26 | 28.63         | 99.2  | 8.29     | 6.1            | 13.4     |
| HKLR    | HY/2011/03 | 2016-02-26        | Mid-Ebb   | Cloudy            | IS7     | 13:35:33 | 2.4      | Bottom  | 3          | 2         | 15.58           | 8.26 | 28.61         | 99.6  | 8.33     | 6.3            | 11.8     |
| HKLR    | HY/2011/03 | 2016-02-26        | Mid-Ebb   | Cloudy            | IS8     | 14:03:40 | 1.0      | Surface | 1          | 1         | 15.71           | 8.26 | 28.43         | 97.1  | 8.11     | 6.8            | 10.7     |
| HKLR    | HY/2011/03 | 2016-02-26        | Mid-Ebb   | Cloudy            | IS8     | 14:03:48 | 1.0      | Surface | 1          | 2         | 15.71           | 8.26 | 28.43         | 97.1  | 8.11     | 6.7            | 10.3     |
| HKLR    | HY/2011/03 | 2016-02-26        | Mid-Ebb   | Cloudy            | IS8     | 14:03:36 | 2.3      | Bottom  | 3          | 1         | 15.7            | 8.26 | 28.43         | 97    | 8.1      | 6.9            | 12.5     |
| HKLR    | HY/2011/03 | 2016-02-26        | Mid-Ebb   | Cloudy            | IS8     | 14:03:44 | 2.3      | Bottom  | 3          | 2         | 15.7            | 8.26 | 28.43         | 97    | 8.1      | 6.8            | 12.2     |
| HKLR    | HY/2011/03 | 2016-02-26        | Mid-Ebb   | Cloudy            | IS(Mf)9 | 13:44:12 | 1.0      | Surface | 1          | 1         | 15.71           | 8.26 | 28.57         | 100   | 8.34     | 4.6            | 9        |
| HKLR    | HY/2011/03 | 2016-02-26        | Mid-Ebb   | Cloudy            | IS(Mf)9 | 13:44:21 | 1.0      | Surface | 1          | 2         | 15.71           | 8.26 | 28.58         | 99.3  | 8.28     | 4.7            | 7.1      |
| HKLR    | HY/2011/03 | 2016-02-26        | Mid-Ebb   | Cloudy            | IS(Mf)9 | 13:44:16 | 2.5      | Bottom  | 3          | 1         | 15.71           | 8.26 | 28.57         | 99.1  | 8.27     | 4.7            | 10.6     |
| HKLR    | HY/2011/03 | 2016-02-26        | Mid-Ebb   | Cloudy            | IS(Mf)9 | 13:44:08 | 2.5      | Bottom  | 3          | 2         | 15.71           | 8.26 | 28.56         | 99.6  | 8.31     | 4.6            | 9.2      |
| HKLR    | HY/2011/03 | 2016-02-26        | Mid-Ebb   | Cloudy            | IS10    | 14:39:39 | 1.0      | Surface | 1          | 1         | 15.53           | 7.95 | 25.32         | 94.8  | 8.08     | 3.1            | 12.1     |
| HKLR    | HY/2011/03 | 2016-02-26        | Mid-Ebb   | Cloudy            | IS10    | 14:40:09 | 1.0      | Surface | 1          | 2         | 15.55           | 7.94 | 25.27         | 94.9  | 8.1      | 3.3            | 10.4     |
| HKLR    | HY/2011/03 | 2016-02-26        | Mid-Ebb   | Cloudy            | IS10    | 14:39:31 | 5.3      | Middle  | 2          | 1         | 15.51           | 7.95 | 25.58         | 94.4  | 8.01     | 3.3            | 4.8      |
| HKLR    | HY/2011/03 | 2016-02-26        | Mid-Ebb   | Cloudy            | IS10    | 14:40:00 | 5.3      | Middle  | 2          | 2         | 15.52           | 7.94 | 26.28         | 93.7  | 8        | 3.4            | 4.8      |
| HKLR    | HY/2011/03 | 2016-02-26        | Mid-Ebb   | Cloudy            | IS10    | 14:39:22 | 9.5      | Bottom  | 3          | 1         | 15.5            | 7.95 | 25.61         | 93    | 7.93     | 3.5            | 5.4      |
| HKLR    | HY/2011/03 | 2016-02-26        | Mid-Ebb   | Cloudy            | IS10    | 14:39:53 | 9.5      | Bottom  | 3          | 2         | 15.54           | 7.95 | 25.22         | 93.4  | 7.96     | 3.6            | 6.1      |
| HKLR    | HY/2011/03 | 2016-02-26        | Mid-Ebb   | Cloudy            | SR3     | 13:15:53 | 0.8      | Middle  | 2          | 1         | 15.53           | 8.33 | 28.95         | 100.7 | 8.41     | 4.9            | 7.3      |
| HKLR    | HY/2011/03 | 2016-02-26        | Mid-Ebb   | Cloudy            | SR3     | 13:15:57 | 0.8      | Middle  | 2          | 2         | 15.53           | 8.33 | 28.97         | 100.4 | 8.39     | 4.9            | 8.6      |
| HKLR    | HY/2011/03 | 2016-02-26        | Mid-Ebb   | Cloudy            | SR4     | 13:56:43 | 1.0      | Surface | 1          | 1         | 15.7            | 8.25 | 28.42         | 99.2  | 8.29     | 6.5            | 10.1     |
| HKLR    | HY/2011/03 | 2016-02-26        | Mid-Ebb   | Cloudy            | SR4     | 13:56:50 | 1.0      | Surface | 1          | 2         | 15.7            | 8.25 | 28.42         | 98.6  | 8.24     | 6.5            | 11.3     |
| HKLR    | HY/2011/03 | 2016-02-26        | Mid-Ebb   | Cloudy            | SR4     | 13:56:39 | 2.4      | Bottom  | 3          | 1         | 15.71           | 8.24 | 28.41         | 98.9  | 8.27     | 6.6            | 10.4     |
| HKLR    | HY/2011/03 | 2016-02-26        | Mid-Ebb   | Cloudy            | SR4     | 13:56:47 | 2.4      | Bottom  | 3          | 2         | 15.7            | 8.25 | 28.42         | 98.5  | 8.23     | 6.6            | 12.1     |
| HKLR    | HY/2011/03 | 2016-02-26        | Mid-Ebb   | Cloudy            | SR5     | 14:27:55 | 1.0      | Surface | 1          | 1         | 15.54           | 7.95 | 26.22         | 95.2  | 8.08     | 2.7            | 5.7      |
| HKLR    | HY/2011/03 | 2016-02-26        | Mid-Ebb   | Cloudy            | SR5     | 14:27:37 | 1.0      | Surface | 1          | 2         | 15.55           | 7.96 | 28.42         | 94.9  | 8.04     | 2.6            | 5.5      |
| HKLR    | HY/2011/03 | 2016-02-26        | Mid-Ebb   | Cloudy            | SR5     | 14:27:44 | 4.2      | Bottom  | 3          | 1         | 15.57           | 7.95 | 26.55         | 92.7  | 7.82     | 2.8            | 6        |
| HKLR    | HY/2011/03 | 2016-02-26        | Mid-Ebb   | Cloudy            | SR5     | 14:27:29 | 4.2      | Bottom  | 3          | 2         | 15.54           | 7.96 | 26.76         | 93.2  | 7.88     | 2.9            | 7.6      |
| HKLR    | HY/2011/03 | 2016-02-26        | Mid-Ebb   | Cloudy            | SR10A   | 15:03:18 | 1.0      | Surface | 1          | 1         | 15.73           | 8.27 | 28.84         | 95.7  | 7.97     | 1.8            | 8        |
| HKLR    | HY/2011/03 | 2016-02-26        | Mid-Ebb   | Cloudy            | SR10A   | 15:03:50 | 1.0      | Surface | 1          | 2         | 15.74           | 8.27 | 28.8          | 96.1  | 8.01     | 1.8            | 9.4      |
| HKLR    | HY/2011/03 | 2016-02-26        | Mid-Ebb   | Cloudy            | SR10A   | 15:03:40 | 3.4      | Middle  | 2          | 1         | 15.72           | 8.27 | 28.87         | 95.9  | 7.98     | 1.8            | 5.5      |
| HKLR    | HY/2011/03 | 2016-02-26        | Mid-Ebb   | Cloudy            | SR10A   | 15:03:12 | 3.4      | Middle  | 2          | 2         | 15.7            | 8.27 | 28.91         | 95.7  | 7.97     | 1.8            | 4.3      |
| HKLR    | HY/2011/03 | 2016-02-26        | Mid-Ebb   | Cloudy            | SR10A   | 15:03:26 | 5.8      | Bottom  | 3          | 1         | 15.73           | 8.27 | 28.9          | 95.7  | 7.97     | 1.8            | 5.5      |
| HKLR    | HY/2011/03 | 2016-02-26        | Mid-Ebb   | Cloudy            | SR10A   | 15:03:04 | 5.8      | Bottom  | 3          | 2         | 15.68           | 8.27 | 29.07         | 95.5  | 7.96     | 1.8            | 3.8      |
| HKLR    | HY/2011/03 | 2016-02-26        | Mid-Ebb   | Cloudy            | SR10B   | 15:11:33 | 1.0      | Surface | 1          | 1         | 15.73           | 8.27 | 28.8          | 96.9  | 8.07     | 1.8            | 4.1      |
| HKLR    | HY/2011/03 | 2016-02-26        | Mid-Ebb   | Cloudy            | SR10B   | 15:11:53 | 1.0      | Surface | 1          | 2         | 15.74           | 8.27 | 28.8          | 96.9  | 8.07     | 1.7            | 6        |
| HKLR    | HY/2011/03 | 2016-02-26        | Mid-Ebb   | Cloudy            | SR10B   | 15:11:45 | 3.9      | Bottom  | 3          | 1         | 15.73           | 8.27 | 28.82         | 96.8  | 8.06     | 1.8            | 3.9      |
| HKLR    | HY/2011/03 | 2016-02-26        | Mid-Ebb   | Cloudy            | SR10B   | 15:11:24 | 3.9      | Bottom  | 3          | 2         | 15.74           | 8.27 | 28.81         | 96.8  | 8.06     | 1.8            | 3.5      |

## Water Quality Monitoring Data

| Project | Works      | Date (yyyy-mm-dd) | Tide      | Weather Condition | Station | Time     | Depth, m | Level   | Level_Code | Replicate | Temperature, °C | pH   | Salinity, ppt | DO, % | DO, mg/L | Turbidity, NTU | SS, mg/L |
|---------|------------|-------------------|-----------|-------------------|---------|----------|----------|---------|------------|-----------|-----------------|------|---------------|-------|----------|----------------|----------|
| HKLR    | HY/2011/03 | 2016-02-26        | Mid-Ebb   | Cloudy            | CS2     | 13:16:53 | 1.0      | Surface | 1          | 1         | 15.57           | 8.01 | 31.26         | 95.9  | 7.87     | 2.5            | 3.5      |
| HKLR    | HY/2011/03 | 2016-02-26        | Mid-Ebb   | Cloudy            | CS2     | 13:16:29 | 1.0      | Surface | 1          | 2         | 15.52           | 8.03 | 31.26         | 95.4  | 7.85     | 2.5            | 3.9      |
| HKLR    | HY/2011/03 | 2016-02-26        | Mid-Ebb   | Cloudy            | CS2     | 13:16:45 | 4.1      | Middle  | 2          | 1         | 15.52           | 8.01 | 31.27         | 95.1  | 7.83     | 2.5            | 3.4      |
| HKLR    | HY/2011/03 | 2016-02-26        | Mid-Ebb   | Cloudy            | CS2     | 13:16:22 | 4.1      | Middle  | 2          | 2         | 15.59           | 8.04 | 31.28         | 95    | 7.82     | 2.6            | 3.9      |
| HKLR    | HY/2011/03 | 2016-02-26        | Mid-Ebb   | Cloudy            | CS2     | 13:16:13 | 7.2      | Bottom  | 3          | 1         | 15.56           | 8.05 | 31.31         | 94.3  | 7.76     | 2.7            | 4.1      |
| HKLR    | HY/2011/03 | 2016-02-26        | Mid-Ebb   | Cloudy            | CS2     | 13:16:40 | 7.2      | Bottom  | 3          | 2         | 15.54           | 8.02 | 31.29         | 94.9  | 7.81     | 2.6            | 3.3      |
| HKLR    | HY/2011/03 | 2016-02-26        | Mid-Ebb   | Cloudy            | CS(Mf)5 | 14:37:07 | 1.0      | Surface | 1          | 1         | 15.74           | 8.27 | 28.81         | 95.5  | 7.95     | 1.8            | 3.8      |
| HKLR    | HY/2011/03 | 2016-02-26        | Mid-Ebb   | Cloudy            | CS(Mf)5 | 14:38:08 | 1.0      | Surface | 1          | 2         | 15.74           | 8.27 | 28.83         | 95    | 7.91     | 1.7            | 3        |
| HKLR    | HY/2011/03 | 2016-02-26        | Mid-Ebb   | Cloudy            | CS(Mf)5 | 14:36:50 | 6.7      | Middle  | 2          | 1         | 15.68           | 8.26 | 29.13         | 95    | 7.9      | 1.9            | 3.4      |
| HKLR    | HY/2011/03 | 2016-02-26        | Mid-Ebb   | Cloudy            | CS(Mf)5 | 14:37:55 | 6.7      | Middle  | 2          | 2         | 15.69           | 8.27 | 29.12         | 94.9  | 7.89     | 1.7            | 3.8      |
| HKLR    | HY/2011/03 | 2016-02-26        | Mid-Ebb   | Cloudy            | CS(Mf)5 | 14:37:29 | 12.3     | Bottom  | 3          | 1         | 15.67           | 8.26 | 29.22         | 94.3  | 7.85     | 1.8            | 3.3      |
| HKLR    | HY/2011/03 | 2016-02-26        | Mid-Ebb   | Cloudy            | CS(Mf)5 | 14:36:41 | 12.3     | Bottom  | 3          | 2         | 15.68           | 8.26 | 29.14         | 94.6  | 7.88     | 1.9            | 3.7      |
| HKLR    | HY/2011/03 | 2016-02-26        | Mid-Flood | Cloudy            | IS5     | 09:56:49 | 1.0      | Surface | 1          | 1         | 15.45           | 8.24 | 28.06         | 97    | 8.16     | 5              | 6.9      |
| HKLR    | HY/2011/03 | 2016-02-26        | Mid-Flood | Cloudy            | IS5     | 09:57:31 | 1.0      | Surface | 1          | 2         | 15.45           | 8.24 | 28.05         | 96.6  | 8.12     | 4.8            | 5.3      |
| HKLR    | HY/2011/03 | 2016-02-26        | Mid-Flood | Cloudy            | IS5     | 09:56:40 | 4.6      | Middle  | 2          | 1         | 15.45           | 8.24 | 28.11         | 97    | 8.16     | 5              | 5.9      |
| HKLR    | HY/2011/03 | 2016-02-26        | Mid-Flood | Cloudy            | IS5     | 09:57:17 | 4.6      | Middle  | 2          | 2         | 15.45           | 8.24 | 28.11         | 96.4  | 8.11     | 4.8            | 4.5      |
| HKLR    | HY/2011/03 | 2016-02-26        | Mid-Flood | Cloudy            | IS5     | 09:56:33 | 8.1      | Bottom  | 3          | 1         | 15.45           | 8.23 | 28.11         | 96.9  | 8.15     | 5              | 7.3      |
| HKLR    | HY/2011/03 | 2016-02-26        | Mid-Flood | Cloudy            | IS5     | 09:57:09 | 8.1      | Bottom  | 3          | 2         | 15.45           | 8.24 | 28.12         | 96.3  | 8.1      | 4.9            | 6.3      |
| HKLR    | HY/2011/03 | 2016-02-26        | Mid-Flood | Cloudy            | IS(Mf)6 | 09:48:00 | 1.0      | Surface | 1          | 1         | 15.49           | 8.23 | 27.99         | 98.9  | 8.32     | 4.8            | 8.7      |
| HKLR    | HY/2011/03 | 2016-02-26        | Mid-Flood | Cloudy            | IS(Mf)6 | 09:48:13 | 1.0      | Surface | 1          | 2         | 15.49           | 8.23 | 28            | 98.5  | 8.28     | 4.9            | 7.4      |
| HKLR    | HY/2011/03 | 2016-02-26        | Mid-Flood | Cloudy            | IS(Mf)6 | 09:48:08 | 2.4      | Bottom  | 3          | 1         | 15.49           | 8.23 | 28            | 98.3  | 8.27     | 5.2            | 6.6      |
| HKLR    | HY/2011/03 | 2016-02-26        | Mid-Flood | Cloudy            | IS(Mf)6 | 09:47:55 | 2.4      | Bottom  | 3          | 2         | 15.49           | 8.23 | 27.99         | 98.7  | 8.3      | 4.8            | 5.9      |
| HKLR    | HY/2011/03 | 2016-02-26        | Mid-Flood | Cloudy            | IS7     | 09:36:56 | 1.0      | Surface | 1          | 1         | 15.47           | 8.23 | 27.88         | 96    | 8.08     | 7.5            | 11.7     |
| HKLR    | HY/2011/03 | 2016-02-26        | Mid-Flood | Cloudy            | IS7     | 09:36:42 | 1.0      | Surface | 1          | 2         | 15.46           | 8.22 | 27.88         | 96.2  | 8.1      | 7.6            | 11       |
| HKLR    | HY/2011/03 | 2016-02-26        | Mid-Flood | Cloudy            | IS7     | 09:36:47 | 2.4      | Bottom  | 3          | 1         | 15.46           | 8.22 | 27.89         | 95.8  | 8.06     | 7.7            | 9.5      |
| HKLR    | HY/2011/03 | 2016-02-26        | Mid-Flood | Cloudy            | IS7     | 09:36:38 | 2.4      | Bottom  | 3          | 2         | 15.47           | 8.22 | 27.88         | 96.1  | 8.09     | 7.6            | 9.6      |
| HKLR    | HY/2011/03 | 2016-02-26        | Mid-Flood | Cloudy            | IS8     | 09:02:45 | 1.0      | Surface | 1          | 1         | 15.55           | 8.21 | 27.75         | 99.8  | 8.39     | 6.6            | 7.2      |
| HKLR    | HY/2011/03 | 2016-02-26        | Mid-Flood | Cloudy            | IS8     | 09:02:53 | 1.0      | Surface | 1          | 2         | 15.55           | 8.22 | 27.76         | 98.8  | 8.31     | 6.6            | 8        |
| HKLR    | HY/2011/03 | 2016-02-26        | Mid-Flood | Cloudy            | IS8     | 09:02:41 | 2.5      | Bottom  | 3          | 1         | 15.55           | 8.21 | 27.74         | 99.2  | 8.34     | 6.8            | 7.1      |
| HKLR    | HY/2011/03 | 2016-02-26        | Mid-Flood | Cloudy            | IS8     | 09:02:49 | 2.5      | Bottom  | 3          | 2         | 15.55           | 8.21 | 27.76         | 98.4  | 8.28     | 6.8            | 5.2      |
| HKLR    | HY/2011/03 | 2016-02-26        | Mid-Flood | Cloudy            | IS(Mf)9 | 09:26:44 | 1.0      | Surface | 1          | 1         | 15.56           | 8.23 | 27.94         | 96.7  | 8.12     | 5.1            | 7.1      |
| HKLR    | HY/2011/03 | 2016-02-26        | Mid-Flood | Cloudy            | IS(Mf)9 | 09:26:27 | 1.0      | Surface | 1          | 2         | 15.56           | 8.23 | 27.93         | 97.2  | 8.17     | 5.1            | 7.9      |
| HKLR    | HY/2011/03 | 2016-02-26        | Mid-Flood | Cloudy            | IS(Mf)9 | 09:26:20 | 2.3      | Bottom  | 3          | 1         | 15.56           | 8.23 | 27.93         | 97    | 8.15     | 5.3            | 7.2      |
| HKLR    | HY/2011/03 | 2016-02-26        | Mid-Flood | Cloudy            | IS(Mf)9 | 09:26:37 | 2.3      | Bottom  | 3          | 2         | 15.56           | 8.23 | 27.95         | 96.6  | 8.11     | 5.2            | 8.7      |
| HKLR    | HY/2011/03 | 2016-02-26        | Mid-Flood | Cloudy            | IS10    | 09:08:59 | 1.0      | Surface | 1          | 1         | 15.53           | 7.9  | 28.01         | 94.3  | 7.81     | 4.7            | 9.1      |
| HKLR    | HY/2011/03 | 2016-02-26        | Mid-Flood | Cloudy            | IS10    | 09:09:45 | 1.0      | Surface | 1          | 2         | 15.52           | 7.9  | 27.58         | 94.2  | 7.82     | 4.9            | 7.4      |
| HKLR    | HY/2011/03 | 2016-02-26        | Mid-Flood | Cloudy            | IS10    | 09:09:35 | 5.3      | Middle  | 2          | 1         | 15.51           | 7.9  | 27.65         | 93.4  | 7.81     | 5.1            | 9.1      |
| HKLR    | HY/2011/03 | 2016-02-26        | Mid-Flood | Cloudy            | IS10    | 09:08:46 | 5.3      | Middle  | 2          | 2         | 15.52           | 7.91 | 28.24         | 93    | 7.84     | 5              | 9.4      |
| HKLR    | HY/2011/03 | 2016-02-26        | Mid-Flood | Cloudy            | IS10    | 09:09:27 | 9.6      | Bottom  | 3          | 1         | 15.5            | 7.9  | 27.76         | 93.2  | 7.81     | 5.1            | 10.5     |
| HKLR    | HY/2011/03 | 2016-02-26        | Mid-Flood | Cloudy            | IS10    | 09:08:32 | 9.6      | Bottom  | 3          | 2         | 15.51           | 7.9  | 28.08         | 93.3  | 7.79     | 5.2            | 9.7      |
| HKLR    | HY/2011/03 | 2016-02-26        | Mid-Flood | Cloudy            | SR3     | 10:05:37 | 0.8      | Middle  | 2          | 1         | 15.45           | 8.24 | 28.05         | 96.2  | 8.1      | 4.7            | 7.5      |
| HKLR    | HY/2011/03 | 2016-02-26        | Mid-Flood | Cloudy            | SR3     | 10:05:35 | 0.8      | Middle  | 2          | 2         | 15.45           | 8.24 | 28.05         | 96.3  | 8.1      | 4.7            | 6.8      |
| HKLR    | HY/2011/03 | 2016-02-26        | Mid-Flood | Cloudy            | SR4     | 09:08:47 | 1.0      | Surface | 1          | 1         | 15.55           | 8.22 | 27.81         | 96    | 8.07     | 6.8            | 7.3      |
| HKLR    | HY/2011/03 | 2016-02-26        | Mid-Flood | Cloudy            | SR4     | 09:08:59 | 1.0      | Surface | 1          | 2         | 15.56           | 8.22 | 27.81         | 95.8  | 8.06     | 6.5            | 8.9      |
| HKLR    | HY/2011/03 | 2016-02-26        | Mid-Flood | Cloudy            | SR4     | 09:08:43 | 2.5      | Bottom  | 3          | 1         | 15.55           | 8.22 | 27.81         | 95.9  | 8.06     | 6.9            | 9.7      |
| HKLR    | HY/2011/03 | 2016-02-26        | Mid-Flood | Cloudy            | SR4     | 09:08:51 | 2.5      | Bottom  | 3          | 2         | 15.56           | 8.22 | 27.81         | 95.7  | 8.05     | 6.7            | 10.1     |
| HKLR    | HY/2011/03 | 2016-02-26        | Mid-Flood | Cloudy            | SR5     | 09:19:13 | 1.0      | Surface | 1          | 1         | 15.54           | 7.91 | 26.46         | 95.3  | 8.04     | 4.2            | 6.7      |
| HKLR    | HY/2011/03 | 2016-02-26        | Mid-Flood | Cloudy            | SR5     | 09:18:54 | 1.0      | Surface | 1          | 2         | 15.57           | 7.91 | 26.77         | 95.5  | 8.05     | 4.3            | 6.6      |
| HKLR    | HY/2011/03 | 2016-02-26        | Mid-Flood | Cloudy            | SR5     | 09:18:39 | 4.2      | Bottom  | 3          | 1         | 15.56           | 7.91 | 27.13         | 94.1  | 7.98     | 4.7            | 7.4      |
| HKLR    | HY/2011/03 | 2016-02-26        | Mid-Flood | Cloudy            | SR5     | 09:19:04 | 4.2      | Bottom  | 3          | 2         | 15.55           | 7.91 | 26.62         | 94.5  | 7.98     | 4.6            | 6.1      |
| HKLR    | HY/2011/03 | 2016-02-26        | Mid-Flood | Cloudy            | SR10A   | 07:58:43 | 1.0      | Surface | 1          | 1         | 15.56           | 8.15 | 27.14         | 95.4  | 8.05     | 2.7            | 6.7      |
| HKLR    | HY/2011/03 | 2016-02-26        | Mid-Flood | Cloudy            | SR10A   | 07:59:19 | 1.0      | Surface | 1          | 2         | 15.55           | 8.16 | 27.22         | 95.1  | 8.02     | 2.8            | 5.6      |

## Water Quality Monitoring Data

| Project | Works      | Date (yyyy-mm-dd) | Tide      | Weather Condition | Station | Time     | Depth, m | Level   | Level_Code | Replicate | Temperature, °C | pH   | Salinity, ppt | DO, % | DO, mg/L | Turbidity, NTU | SS, mg/L |
|---------|------------|-------------------|-----------|-------------------|---------|----------|----------|---------|------------|-----------|-----------------|------|---------------|-------|----------|----------------|----------|
| HKLR    | HY/2011/03 | 2016-02-26        | Mid-Flood | Cloudy            | SR10A   | 07:58:36 | 3.3      | Middle  | 2          | 1         | 15.57           | 8.14 | 27.22         | 95.3  | 8.04     | 3              | 3.6      |
| HKLR    | HY/2011/03 | 2016-02-26        | Mid-Flood | Cloudy            | SR10A   | 07:59:09 | 3.3      | Middle  | 2          | 2         | 15.57           | 8.15 | 27.31         | 95.1  | 8.01     | 2.9            | 3.9      |
| HKLR    | HY/2011/03 | 2016-02-26        | Mid-Flood | Cloudy            | SR10A   | 07:58:31 | 5.5      | Bottom  | 3          | 1         | 15.56           | 8.14 | 27.19         | 95.3  | 8.04     | 3.1            | 5.4      |
| HKLR    | HY/2011/03 | 2016-02-26        | Mid-Flood | Cloudy            | SR10A   | 07:59:02 | 5.5      | Bottom  | 3          | 2         | 15.58           | 8.15 | 27.36         | 95    | 8.01     | 3.1            | 4.4      |
| HKLR    | HY/2011/03 | 2016-02-26        | Mid-Flood | Cloudy            | SR10B   | 07:51:54 | 1.0      | Surface | 1          | 1         | 15.55           | 8.08 | 26.16         | 101.7 | 8.65     | 2.9            | 2.9      |
| HKLR    | HY/2011/03 | 2016-02-26        | Mid-Flood | Cloudy            | SR10B   | 07:52:10 | 1.0      | Surface | 1          | 2         | 15.56           | 8.09 | 26.5          | 99.1  | 8.4      | 3              | 4        |
| HKLR    | HY/2011/03 | 2016-02-26        | Mid-Flood | Cloudy            | SR10B   | 07:51:44 | 4.4      | Bottom  | 3          | 1         | 15.56           | 8.06 | 26.03         | 100.3 | 8.52     | 3.1            | 11.4     |
| HKLR    | HY/2011/03 | 2016-02-26        | Mid-Flood | Cloudy            | SR10B   | 07:52:04 | 4.4      | Bottom  | 3          | 2         | 15.56           | 8.08 | 26.45         | 98.7  | 8.36     | 3.1            | 10.1     |
| HKLR    | HY/2011/03 | 2016-02-26        | Mid-Flood | Cloudy            | CS2     | 10:29:46 | 1.0      | Surface | 1          | 1         | 15.58           | 7.93 | 26.09         | 94.1  | 7.96     | 2.1            | 6.5      |
| HKLR    | HY/2011/03 | 2016-02-26        | Mid-Flood | Cloudy            | CS2     | 10:30:12 | 1.0      | Surface | 1          | 2         | 15.56           | 7.93 | 25.1          | 93.6  | 7.96     | 2.1            | 5.6      |
| HKLR    | HY/2011/03 | 2016-02-26        | Mid-Flood | Cloudy            | CS2     | 10:29:36 | 4.2      | Middle  | 2          | 1         | 15.59           | 7.94 | 26.72         | 92.9  | 7.91     | 2.2            | 6.9      |
| HKLR    | HY/2011/03 | 2016-02-26        | Mid-Flood | Cloudy            | CS2     | 10:30:03 | 4.2      | Middle  | 2          | 2         | 15.59           | 7.93 | 25.47         | 93.4  | 7.93     | 2.2            | 6        |
| HKLR    | HY/2011/03 | 2016-02-26        | Mid-Flood | Cloudy            | CS2     | 10:29:24 | 7.3      | Bottom  | 3          | 1         | 15.58           | 7.94 | 28.26         | 92.6  | 7.91     | 2.4            | 4.7      |
| HKLR    | HY/2011/03 | 2016-02-26        | Mid-Flood | Cloudy            | CS2     | 10:29:56 | 7.3      | Bottom  | 3          | 2         | 15.59           | 7.93 | 25.72         | 92.8  | 7.91     | 2.5            | 5        |
| HKLR    | HY/2011/03 | 2016-02-26        | Mid-Flood | Cloudy            | CS(Mf)5 | 08:27:11 | 1.0      | Surface | 1          | 1         | 15.55           | 8.19 | 27.52         | 94.4  | 7.95     | 3              | 5        |
| HKLR    | HY/2011/03 | 2016-02-26        | Mid-Flood | Cloudy            | CS(Mf)5 | 08:28:05 | 1.0      | Surface | 1          | 2         | 15.55           | 8.19 | 27.57         | 94.5  | 7.96     | 2.9            | 3.4      |
| HKLR    | HY/2011/03 | 2016-02-26        | Mid-Flood | Cloudy            | CS(Mf)5 | 08:27:46 | 6.6      | Middle  | 2          | 1         | 15.59           | 8.19 | 27.76         | 94.1  | 7.91     | 3              | 4.6      |
| HKLR    | HY/2011/03 | 2016-02-26        | Mid-Flood | Cloudy            | CS(Mf)5 | 08:26:54 | 6.6      | Middle  | 2          | 2         | 15.58           | 8.18 | 27.71         | 94    | 7.9      | 3              | 5        |
| HKLR    | HY/2011/03 | 2016-02-26        | Mid-Flood | Cloudy            | CS(Mf)5 | 08:27:35 | 12.1     | Bottom  | 3          | 1         | 15.59           | 8.18 | 27.77         | 94.1  | 7.91     | 3.1            | 6        |
| HKLR    | HY/2011/03 | 2016-02-26        | Mid-Flood | Cloudy            | CS(Mf)5 | 08:26:41 | 12.1     | Bottom  | 3          | 2         | 15.59           | 8.18 | 27.71         | 94    | 7.9      | 3.3            | 6.6      |
| HKLR    | HY/2011/03 | 2016-02-29        | Mid-Ebb   | Sunny             | IS5     | 15:43:10 | 1.0      | Surface | 1          | 1         | 16.71           | 8.38 | 26.95         | 110.1 | 9.1      | 5.3            | 8.6      |
| HKLR    | HY/2011/03 | 2016-02-29        | Mid-Ebb   | Sunny             | IS5     | 15:43:35 | 1.0      | Surface | 1          | 2         | 16.71           | 8.35 | 26.95         | 110.2 | 9.11     | 5.4            | 8.9      |
| HKLR    | HY/2011/03 | 2016-02-29        | Mid-Ebb   | Sunny             | IS5     | 15:43:26 | 4.2      | Middle  | 2          | 1         | 16.7            | 8.36 | 27.06         | 110   | 9.08     | 5.4            | 7.9      |
| HKLR    | HY/2011/03 | 2016-02-29        | Mid-Ebb   | Sunny             | IS5     | 15:43:04 | 4.2      | Middle  | 2          | 2         | 16.7            | 8.38 | 27.01         | 110   | 9.08     | 5.4            | 8.4      |
| HKLR    | HY/2011/03 | 2016-02-29        | Mid-Ebb   | Sunny             | IS5     | 15:43:20 | 7.4      | Bottom  | 3          | 1         | 16.71           | 8.37 | 27.05         | 110   | 9.08     | 5.4            | 8.6      |
| HKLR    | HY/2011/03 | 2016-02-29        | Mid-Ebb   | Sunny             | IS5     | 15:42:57 | 7.4      | Bottom  | 3          | 2         | 16.7            | 8.39 | 26.99         | 109.9 | 9.08     | 5.4            | 7.2      |
| HKLR    | HY/2011/03 | 2016-02-29        | Mid-Ebb   | Sunny             | IS(Mf)6 | 15:50:34 | 1.0      | Surface | 1          | 1         | 16.84           | 8.43 | 27.17         | 109   | 8.97     | 4.7            | 7.7      |
| HKLR    | HY/2011/03 | 2016-02-29        | Mid-Ebb   | Sunny             | IS(Mf)6 | 15:50:21 | 1.0      | Surface | 1          | 2         | 16.82           | 8.43 | 27.17         | 108.1 | 8.9      | 4.6            | 7.3      |
| HKLR    | HY/2011/03 | 2016-02-29        | Mid-Ebb   | Sunny             | IS(Mf)6 | 15:50:13 | 2.3      | Bottom  | 3          | 1         | 16.75           | 8.43 | 27.2          | 107.4 | 8.85     | 4.7            | 9.5      |
| HKLR    | HY/2011/03 | 2016-02-29        | Mid-Ebb   | Sunny             | IS(Mf)6 | 15:50:25 | 2.3      | Bottom  | 3          | 2         | 16.77           | 8.43 | 27.2          | 108.3 | 8.92     | 4.7            | 7.9      |
| HKLR    | HY/2011/03 | 2016-02-29        | Mid-Ebb   | Sunny             | IS7     | 15:56:45 | 1.0      | Surface | 1          | 1         | 16.77           | 8.41 | 27.2          | 110.5 | 9.1      | 5.3            | 9.2      |
| HKLR    | HY/2011/03 | 2016-02-29        | Mid-Ebb   | Sunny             | IS7     | 15:56:30 | 1.0      | Surface | 1          | 2         | 16.83           | 8.41 | 27.2          | 110.7 | 9.11     | 5.4            | 8.3      |
| HKLR    | HY/2011/03 | 2016-02-29        | Mid-Ebb   | Sunny             | IS7     | 15:56:24 | 2.2      | Bottom  | 3          | 1         | 16.8            | 8.41 | 27.2          | 110.6 | 9.1      | 5.3            | 8.1      |
| HKLR    | HY/2011/03 | 2016-02-29        | Mid-Ebb   | Sunny             | IS7     | 15:56:39 | 2.2      | Bottom  | 3          | 2         | 16.75           | 8.41 | 27.24         | 110.5 | 9.11     | 5.2            | 9.7      |
| HKLR    | HY/2011/03 | 2016-02-29        | Mid-Ebb   | Sunny             | IS8     | 16:18:26 | 1.0      | Surface | 1          | 1         | 17.06           | 8.32 | 26.03         | 107   | 8.83     | 8.8            | 13.5     |
| HKLR    | HY/2011/03 | 2016-02-29        | Mid-Ebb   | Sunny             | IS8     | 16:18:40 | 1.0      | Surface | 1          | 2         | 17.07           | 8.32 | 26.03         | 107   | 8.83     | 8.6            | 13.8     |
| HKLR    | HY/2011/03 | 2016-02-29        | Mid-Ebb   | Sunny             | IS8     | 16:18:32 | 2.7      | Bottom  | 3          | 1         | 16.94           | 8.32 | 26.28         | 106.2 | 8.77     | 8.8            | 14.2     |
| HKLR    | HY/2011/03 | 2016-02-29        | Mid-Ebb   | Sunny             | IS8     | 16:18:19 | 2.7      | Bottom  | 3          | 2         | 17.07           | 8.32 | 26.12         | 106.6 | 8.79     | 8.9            | 13       |
| HKLR    | HY/2011/03 | 2016-02-29        | Mid-Ebb   | Sunny             | IS(Mf)9 | 16:03:49 | 1.0      | Surface | 1          | 1         | 17.33           | 8.36 | 26.09         | 109.1 | 8.95     | 4.5            | 4.2      |
| HKLR    | HY/2011/03 | 2016-02-29        | Mid-Ebb   | Sunny             | IS(Mf)9 | 16:04:05 | 1.0      | Surface | 1          | 2         | 17.71           | 8.35 | 25.91         | 109.8 | 8.95     | 4.4            | 4.7      |
| HKLR    | HY/2011/03 | 2016-02-29        | Mid-Ebb   | Sunny             | IS(Mf)9 | 16:03:56 | 2.6      | Bottom  | 3          | 1         | 17.37           | 8.35 | 26.07         | 107.9 | 8.85     | 4.5            | 3.5      |
| HKLR    | HY/2011/03 | 2016-02-29        | Mid-Ebb   | Sunny             | IS(Mf)9 | 16:03:42 | 2.6      | Bottom  | 3          | 2         | 17.19           | 8.36 | 26.18         | 107.3 | 8.82     | 4.4            | 3.5      |
| HKLR    | HY/2011/03 | 2016-02-29        | Mid-Ebb   | Sunny             | IS10    | 16:42:50 | 1.0      | Surface | 1          | 1         | 16.29           | 7.97 | 28.86         | 103   | 8.43     | 1.8            | 4.6      |
| HKLR    | HY/2011/03 | 2016-02-29        | Mid-Ebb   | Sunny             | IS10    | 16:42:24 | 1.0      | Surface | 1          | 2         | 16.29           | 7.97 | 29.67         | 103.7 | 8.49     | 1.8            | 5.9      |
| HKLR    | HY/2011/03 | 2016-02-29        | Mid-Ebb   | Sunny             | IS10    | 16:42:45 | 5.1      | Middle  | 2          | 1         | 16.19           | 7.96 | 30.09         | 101.7 | 8.32     | 2              | 4.9      |
| HKLR    | HY/2011/03 | 2016-02-29        | Mid-Ebb   | Sunny             | IS10    | 16:42:16 | 5.1      | Middle  | 2          | 2         | 16.18           | 7.96 | 30.09         | 102.2 | 8.36     | 1.9            | 6.6      |
| HKLR    | HY/2011/03 | 2016-02-29        | Mid-Ebb   | Sunny             | IS10    | 16:42:08 | 9.2      | Bottom  | 3          | 1         | 16.19           | 7.96 | 30.12         | 100.2 | 8.21     | 2.2            | 6.1      |
| HKLR    | HY/2011/03 | 2016-02-29        | Mid-Ebb   | Sunny             | IS10    | 16:42:39 | 9.2      | Bottom  | 3          | 2         | 16.26           | 7.97 | 29.96         | 100.2 | 8.21     | 2.1            | 7.7      |
| HKLR    | HY/2011/03 | 2016-02-29        | Mid-Ebb   | Sunny             | SR3     | 15:31:29 | 1.1      | Middle  | 2          | 1         | 16.71           | 8.37 | 26.43         | 105.3 | 8.73     | 4.9            | 6.2      |
| HKLR    | HY/2011/03 | 2016-02-29        | Mid-Ebb   | Sunny             | SR3     | 15:31:23 | 1.1      | Middle  | 2          | 2         | 16.71           | 8.36 | 26.41         | 104.1 | 8.63     | 4.9            | 6.9      |
| HKLR    | HY/2011/03 | 2016-02-29        | Mid-Ebb   | Sunny             | SR4     | 16:13:15 | 1.0      | Surface | 1          | 1         | 16.89           | 8.33 | 26.2          | 107.7 | 8.91     | 10.4           | 11.6     |
| HKLR    | HY/2011/03 | 2016-02-29        | Mid-Ebb   | Sunny             | SR4     | 16:13:30 | 1.0      | Surface | 1          | 2         | 16.97           | 8.33 | 26.12         | 107.7 | 8.9      | 10.3           | 11.8     |

## Water Quality Monitoring Data

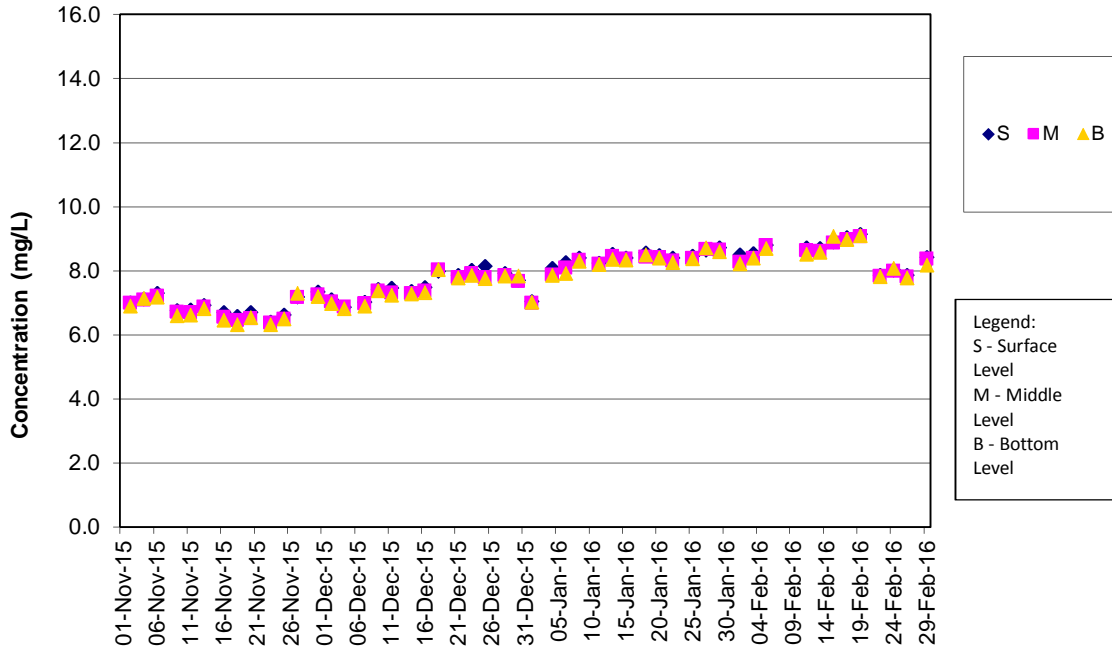
| Project | Works      | Date (yyyy-mm-dd) | Tide      | Weather Condition | Station | Time     | Depth, m | Level   | Level_Code | Replicate | Temperature, °C | pH   | Salinity, ppt | DO, % | DO, mg/L | Turbidity, NTU | SS, mg/L |
|---------|------------|-------------------|-----------|-------------------|---------|----------|----------|---------|------------|-----------|-----------------|------|---------------|-------|----------|----------------|----------|
| HKLR    | HY/2011/03 | 2016-02-29        | Mid-Ebb   | Sunny             | SR4     | 16:13:10 | 2.7      | Bottom  | 3          | 1         | 16.92           | 8.33 | 26.26         | 107.1 | 8.85     | 10.4           | 11.3     |
| HKLR    | HY/2011/03 | 2016-02-29        | Mid-Ebb   | Sunny             | SR4     | 16:13:23 | 2.7      | Bottom  | 3          | 2         | 16.82           | 8.33 | 26.37         | 106.8 | 8.84     | 10.6           | 11.7     |
| HKLR    | HY/2011/03 | 2016-02-29        | Mid-Ebb   | Sunny             | SR5     | 16:29:53 | 1.0      | Surface | 1          | 1         | 16.2            | 7.97 | 30.05         | 100.9 | 8.27     | 2.6            | 5.1      |
| HKLR    | HY/2011/03 | 2016-02-29        | Mid-Ebb   | Sunny             | SR5     | 16:29:28 | 1.0      | Surface | 1          | 2         | 16.24           | 7.97 | 30.04         | 100.9 | 8.26     | 2.5            | 5.6      |
| HKLR    | HY/2011/03 | 2016-02-29        | Mid-Ebb   | Sunny             | SR5     | 16:29:36 | 3.9      | Bottom  | 3          | 1         | 16.23           | 7.97 | 29.86         | 99.9  | 8.19     | 2.8            | 5.6      |
| HKLR    | HY/2011/03 | 2016-02-29        | Mid-Ebb   | Sunny             | SR5     | 16:29:18 | 3.9      | Bottom  | 3          | 2         | 16.28           | 7.97 | 29.62         | 99    | 8.13     | 2.7            | 7.3      |
| HKLR    | HY/2011/03 | 2016-02-29        | Mid-Ebb   | Sunny             | SR10A   | 17:33:11 | 1.0      | Surface | 1          | 1         | 16.44           | 8.3  | 26.71         | 103.9 | 8.64     | 1.6            | 5.3      |
| HKLR    | HY/2011/03 | 2016-02-29        | Mid-Ebb   | Sunny             | SR10A   | 17:32:32 | 1.0      | Surface | 1          | 2         | 16.54           | 8.3  | 26.54         | 104   | 8.65     | 1.7            | 3.1      |
| HKLR    | HY/2011/03 | 2016-02-29        | Mid-Ebb   | Sunny             | SR10A   | 17:32:21 | 3.3      | Middle  | 2          | 1         | 16.34           | 8.3  | 26.95         | 103.4 | 8.61     | 1.6            | 4.1      |
| HKLR    | HY/2011/03 | 2016-02-29        | Mid-Ebb   | Sunny             | SR10A   | 17:33:05 | 3.3      | Middle  | 2          | 2         | 16.32           | 8.3  | 27.04         | 103.5 | 8.61     | 1.6            | 4.5      |
| HKLR    | HY/2011/03 | 2016-02-29        | Mid-Ebb   | Sunny             | SR10A   | 17:32:56 | 5.6      | Bottom  | 3          | 1         | 16.34           | 8.3  | 27.02         | 103.6 | 8.62     | 1.6            | 6.3      |
| HKLR    | HY/2011/03 | 2016-02-29        | Mid-Ebb   | Sunny             | SR10A   | 17:32:11 | 5.6      | Bottom  | 3          | 2         | 16.33           | 8.3  | 27.05         | 103.3 | 8.59     | 1.7            | 5.6      |
| HKLR    | HY/2011/03 | 2016-02-29        | Mid-Ebb   | Sunny             | SR10B   | 17:41:52 | 1.0      | Surface | 1          | 1         | 16.51           | 8.3  | 26.54         | 103.8 | 8.63     | 1.8            | 8        |
| HKLR    | HY/2011/03 | 2016-02-29        | Mid-Ebb   | Sunny             | SR10B   | 17:41:29 | 1.0      | Surface | 1          | 2         | 16.52           | 8.3  | 26.54         | 103.9 | 8.63     | 1.7            | 7.8      |
| HKLR    | HY/2011/03 | 2016-02-29        | Mid-Ebb   | Sunny             | SR10B   | 17:41:42 | 4.2      | Bottom  | 3          | 1         | 16.39           | 8.3  | 26.88         | 103.4 | 8.6      | 1.8            | 7.6      |
| HKLR    | HY/2011/03 | 2016-02-29        | Mid-Ebb   | Sunny             | SR10B   | 17:41:19 | 4.2      | Bottom  | 3          | 2         | 16.47           | 8.3  | 26.77         | 103.4 | 8.59     | 1.7            | 6        |
| HKLR    | HY/2011/03 | 2016-02-29        | Mid-Ebb   | Sunny             | CS2     | 15:15:47 | 1.0      | Surface | 1          | 1         | 16.11           | 7.9  | 22.37         | 98.1  | 8.4      | 1.7            | 4        |
| HKLR    | HY/2011/03 | 2016-02-29        | Mid-Ebb   | Sunny             | CS2     | 15:16:15 | 1.0      | Surface | 1          | 2         | 16.01           | 7.93 | 22.48         | 98    | 8.44     | 1.9            | 4.9      |
| HKLR    | HY/2011/03 | 2016-02-29        | Mid-Ebb   | Sunny             | CS2     | 15:15:38 | 3.9      | Middle  | 2          | 1         | 16.02           | 7.92 | 23.4          | 97.4  | 8.37     | 2              | 4        |
| HKLR    | HY/2011/03 | 2016-02-29        | Mid-Ebb   | Sunny             | CS2     | 15:16:09 | 3.9      | Middle  | 2          | 2         | 15.98           | 7.94 | 24.66         | 98.7  | 8.39     | 2.1            | 5.1      |
| HKLR    | HY/2011/03 | 2016-02-29        | Mid-Ebb   | Sunny             | CS2     | 15:15:26 | 6.8      | Bottom  | 3          | 1         | 15.99           | 7.88 | 26.44         | 97.2  | 8.17     | 2.3            | 4.5      |
| HKLR    | HY/2011/03 | 2016-02-29        | Mid-Ebb   | Sunny             | CS2     | 15:16:00 | 6.8      | Bottom  | 3          | 2         | 16.04           | 7.89 | 28.28         | 98.7  | 8.2      | 2.3            | 3.8      |
| HKLR    | HY/2011/03 | 2016-02-29        | Mid-Ebb   | Sunny             | CS(Mf)5 | 16:56:09 | 1.0      | Surface | 1          | 1         | 16.57           | 8.3  | 26.51         | 102.6 | 8.52     | 1.7            | 5.2      |
| HKLR    | HY/2011/03 | 2016-02-29        | Mid-Ebb   | Sunny             | CS(Mf)5 | 16:56:40 | 1.0      | Surface | 1          | 2         | 16.47           | 8.3  | 26.66         | 102.1 | 8.49     | 1.6            | 4.9      |
| HKLR    | HY/2011/03 | 2016-02-29        | Mid-Ebb   | Sunny             | CS(Mf)5 | 16:56:31 | 6.1      | Middle  | 2          | 1         | 16.1            | 8.29 | 27.64         | 101   | 8.41     | 1.5            | 5.3      |
| HKLR    | HY/2011/03 | 2016-02-29        | Mid-Ebb   | Sunny             | CS(Mf)5 | 16:55:57 | 6.1      | Middle  | 2          | 2         | 16.2            | 8.3  | 27.35         | 101.2 | 8.42     | 1.6            | 5.3      |
| HKLR    | HY/2011/03 | 2016-02-29        | Mid-Ebb   | Sunny             | CS(Mf)5 | 16:56:23 | 11.2     | Bottom  | 3          | 1         | 16.16           | 8.29 | 27.83         | 101.5 | 8.44     | 1.5            | 4.6      |
| HKLR    | HY/2011/03 | 2016-02-29        | Mid-Ebb   | Sunny             | CS(Mf)5 | 16:55:43 | 11.2     | Bottom  | 3          | 2         | 16.26           | 8.29 | 27.57         | 102   | 8.47     | 1.6            | 5.3      |
| HKLR    | HY/2011/03 | 2016-02-29        | Mid-Flood | Sunny             | IS5     | 10:58:16 | 1.0      | Surface | 1          | 1         | 16.17           | 8.31 | 27.99         | 104.9 | 8.7      | 3.2            | 6.9      |
| HKLR    | HY/2011/03 | 2016-02-29        | Mid-Flood | Sunny             | IS5     | 10:57:50 | 1.0      | Surface | 1          | 2         | 16.16           | 8.3  | 27.99         | 104.6 | 8.68     | 3.2            | 8.5      |
| HKLR    | HY/2011/03 | 2016-02-29        | Mid-Flood | Sunny             | IS5     | 10:58:09 | 4.4      | Middle  | 2          | 1         | 16.14           | 8.3  | 28.05         | 104.6 | 8.68     | 3.3            | 8        |
| HKLR    | HY/2011/03 | 2016-02-29        | Mid-Flood | Sunny             | IS5     | 10:57:44 | 4.4      | Middle  | 2          | 2         | 16.15           | 8.3  | 28.02         | 104.4 | 8.66     | 3.4            | 7.4      |
| HKLR    | HY/2011/03 | 2016-02-29        | Mid-Flood | Sunny             | IS5     | 10:57:38 | 7.7      | Bottom  | 3          | 1         | 16.16           | 8.3  | 28.03         | 104.3 | 8.65     | 3.4            | 8        |
| HKLR    | HY/2011/03 | 2016-02-29        | Mid-Flood | Sunny             | IS5     | 10:58:02 | 7.7      | Bottom  | 3          | 2         | 16.14           | 8.3  | 28.07         | 104.4 | 8.66     | 3.3            | 7.1      |
| HKLR    | HY/2011/03 | 2016-02-29        | Mid-Flood | Sunny             | IS(Mf)6 | 10:49:47 | 1.0      | Surface | 1          | 1         | 16.3            | 8.29 | 27.49         | 103.9 | 8.63     | 2.3            | 5.3      |
| HKLR    | HY/2011/03 | 2016-02-29        | Mid-Flood | Sunny             | IS(Mf)6 | 10:49:59 | 1.0      | Surface | 1          | 2         | 16.33           | 8.29 | 27.47         | 104.2 | 8.65     | 2.2            | 6.1      |
| HKLR    | HY/2011/03 | 2016-02-29        | Mid-Flood | Sunny             | IS(Mf)6 | 10:49:40 | 2.2      | Bottom  | 3          | 1         | 16.29           | 8.29 | 27.47         | 103.4 | 8.59     | 2.3            | 6.8      |
| HKLR    | HY/2011/03 | 2016-02-29        | Mid-Flood | Sunny             | IS(Mf)6 | 10:49:53 | 2.2      | Bottom  | 3          | 2         | 16.29           | 8.29 | 27.49         | 103.8 | 8.62     | 2.2            | 6.9      |
| HKLR    | HY/2011/03 | 2016-02-29        | Mid-Flood | Sunny             | IS7     | 10:42:06 | 1.0      | Surface | 1          | 1         | 16.54           | 8.28 | 27.55         | 104.6 | 8.64     | 2.2            | 4        |
| HKLR    | HY/2011/03 | 2016-02-29        | Mid-Flood | Sunny             | IS7     | 10:42:58 | 1.0      | Surface | 1          | 2         | 16.56           | 8.28 | 27.5          | 104.6 | 8.64     | 2.2            | 2.9      |
| HKLR    | HY/2011/03 | 2016-02-29        | Mid-Flood | Sunny             | IS7     | 10:41:54 | 2.2      | Bottom  | 3          | 1         | 16.38           | 8.28 | 27.61         | 103.9 | 8.61     | 2.4            | 6        |
| HKLR    | HY/2011/03 | 2016-02-29        | Mid-Flood | Sunny             | IS7     | 10:42:20 | 2.2      | Bottom  | 3          | 2         | 16.17           | 8.28 | 27.98         | 103.9 | 8.62     | 2.3            | 5.7      |
| HKLR    | HY/2011/03 | 2016-02-29        | Mid-Flood | Sunny             | IS8     | 10:17:38 | 1.0      | Surface | 1          | 1         | 16.14           | 8.26 | 26.35         | 102.3 | 8.58     | 5.2            | 5.7      |
| HKLR    | HY/2011/03 | 2016-02-29        | Mid-Flood | Sunny             | IS8     | 10:17:54 | 1.0      | Surface | 1          | 2         | 16.12           | 8.26 | 26.4          | 102.3 | 8.58     | 5.5            | 4.9      |
| HKLR    | HY/2011/03 | 2016-02-29        | Mid-Flood | Sunny             | IS8     | 10:17:31 | 3.0      | Bottom  | 3          | 1         | 16.11           | 8.26 | 26.46         | 102.2 | 8.57     | 5.4            | 5.9      |
| HKLR    | HY/2011/03 | 2016-02-29        | Mid-Flood | Sunny             | IS8     | 10:17:48 | 3.0      | Bottom  | 3          | 2         | 16.11           | 8.26 | 26.47         | 102.2 | 8.57     | 5.4            | 5.6      |
| HKLR    | HY/2011/03 | 2016-02-29        | Mid-Flood | Sunny             | IS(Mf)9 | 10:32:50 | 1.0      | Surface | 1          | 1         | 16.2            | 8.27 | 27.05         | 103.1 | 8.6      | 4.4            | 6.3      |
| HKLR    | HY/2011/03 | 2016-02-29        | Mid-Flood | Sunny             | IS(Mf)9 | 10:33:03 | 1.0      | Surface | 1          | 2         | 16.18           | 8.27 | 27.11         | 103.2 | 8.6      | 4.4            | 7.4      |
| HKLR    | HY/2011/03 | 2016-02-29        | Mid-Flood | Sunny             | IS(Mf)9 | 10:32:56 | 2.7      | Bottom  | 3          | 1         | 16.16           | 8.27 | 27.18         | 102.9 | 8.58     | 4.5            | 6.5      |
| HKLR    | HY/2011/03 | 2016-02-29        | Mid-Flood | Sunny             | IS(Mf)9 | 10:32:40 | 2.7      | Bottom  | 3          | 2         | 16.33           | 8.27 | 27.04         | 102.9 | 8.56     | 4.5            | 7.2      |
| HKLR    | HY/2011/03 | 2016-02-29        | Mid-Flood | Sunny             | IS10    | 10:36:33 | 1.0      | Surface | 1          | 1         | 16.06           | 7.93 | 29.71         | 100.3 | 8.24     | 2.8            | 4.1      |
| HKLR    | HY/2011/03 | 2016-02-29        | Mid-Flood | Sunny             | IS10    | 10:35:50 | 1.0      | Surface | 1          | 2         | 16.08           | 7.94 | 29.45         | 100.7 | 8.3      | 2.7            | 5.1      |

Water Quality Monitoring Data

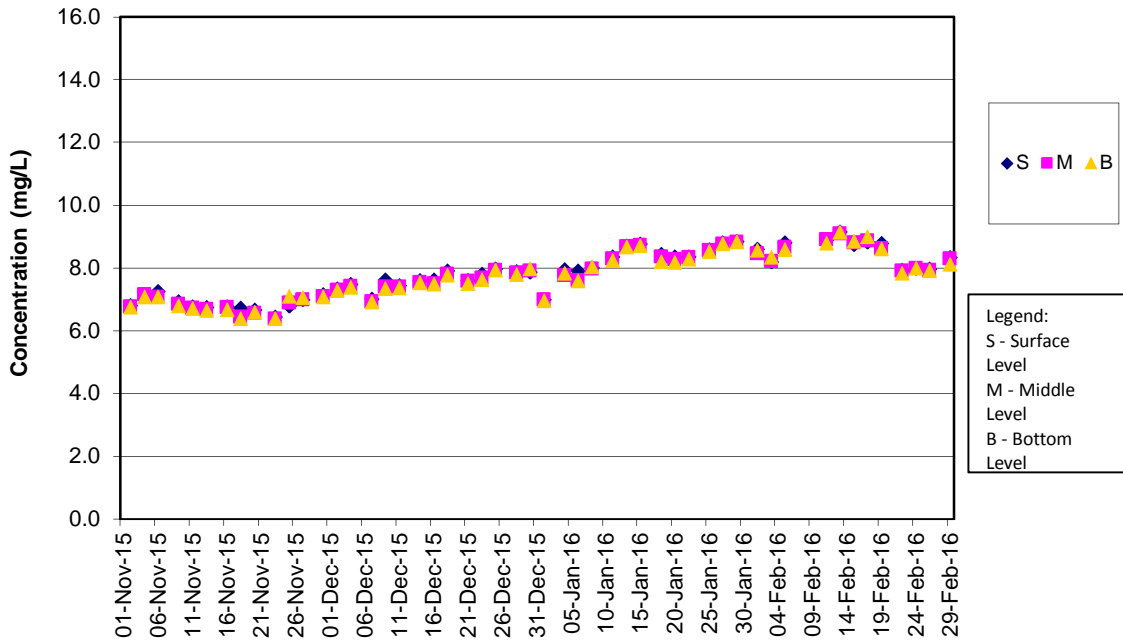
| Project | Works      | Date (yyyy-mm-dd) | Tide      | Weather Condition | Station | Time     | Depth, m | Level   | Level_Code | Replicate | Temperature, °C | pH   | Salinity, ppt | DO, % | DO, mg/L | Turbidity, NTU | SS, mg/L |
|---------|------------|-------------------|-----------|-------------------|---------|----------|----------|---------|------------|-----------|-----------------|------|---------------|-------|----------|----------------|----------|
| HKLR    | HY/2011/03 | 2016-02-29        | Mid-Flood | Sunny             | IS10    | 10:36:24 | 5.2      | Middle  | 2          | 1         | 16.02           | 7.93 | 30.4          | 100   | 8.19     | 3.1            | 6.3      |
| HKLR    | HY/2011/03 | 2016-02-29        | Mid-Flood | Sunny             | IS10    | 10:35:39 | 5.2      | Middle  | 2          | 2         | 16.03           | 7.93 | 30.16         | 99.5  | 8.21     | 3              | 5.9      |
| HKLR    | HY/2011/03 | 2016-02-29        | Mid-Flood | Sunny             | IS10    | 10:36:10 | 9.3      | Bottom  | 3          | 1         | 16.04           | 7.92 | 30.67         | 97.2  | 7.98     | 3.4            | 5.9      |
| HKLR    | HY/2011/03 | 2016-02-29        | Mid-Flood | Sunny             | IS10    | 10:35:30 | 9.3      | Bottom  | 3          | 2         | 16.02           | 7.93 | 30.63         | 97.4  | 8.03     | 3.3            | 5.2      |
| HKLR    | HY/2011/03 | 2016-02-29        | Mid-Flood | Sunny             | SR3     | 11:06:19 | 0.7      | Middle  | 2          | 1         | 16.21           | 8.3  | 27.95         | 104.4 | 8.66     | 4.4            | 4        |
| HKLR    | HY/2011/03 | 2016-02-29        | Mid-Flood | Sunny             | SR3     | 11:06:14 | 0.7      | Middle  | 2          | 2         | 16.21           | 8.3  | 27.95         | 104.5 | 8.67     | 4.3            | 3.6      |
| HKLR    | HY/2011/03 | 2016-02-29        | Mid-Flood | Sunny             | SR4     | 10:23:19 | 1.0      | Surface | 1          | 1         | 16.17           | 8.27 | 26.31         | 102.5 | 8.59     | 5.7            | 3.8      |
| HKLR    | HY/2011/03 | 2016-02-29        | Mid-Flood | Sunny             | SR4     | 10:22:58 | 1.0      | Surface | 1          | 2         | 16.16           | 8.27 | 26.33         | 102.5 | 8.59     | 5.7            | 2.9      |
| HKLR    | HY/2011/03 | 2016-02-29        | Mid-Flood | Sunny             | SR4     | 10:23:11 | 2.7      | Bottom  | 3          | 1         | 16.1            | 8.27 | 26.46         | 102.2 | 8.57     | 5.7            | 5.1      |
| HKLR    | HY/2011/03 | 2016-02-29        | Mid-Flood | Sunny             | SR4     | 10:22:51 | 2.7      | Bottom  | 3          | 2         | 16.15           | 8.27 | 26.39         | 102.2 | 8.57     | 5.6            | 3.9      |
| HKLR    | HY/2011/03 | 2016-02-29        | Mid-Flood | Sunny             | SR5     | 10:44:10 | 1.0      | Surface | 1          | 1         | 16.26           | 7.92 | 28.52         | 100.2 | 8.26     | 2.2            | 3.4      |
| HKLR    | HY/2011/03 | 2016-02-29        | Mid-Flood | Sunny             | SR5     | 10:44:30 | 1.0      | Surface | 1          | 2         | 16.17           | 7.92 | 28.58         | 100.3 | 8.25     | 2.3            | 3.6      |
| HKLR    | HY/2011/03 | 2016-02-29        | Mid-Flood | Sunny             | SR5     | 10:43:58 | 3.9      | Bottom  | 3          | 1         | 16.24           | 7.91 | 29.8          | 97.3  | 8.03     | 2.4            | 2.6      |
| HKLR    | HY/2011/03 | 2016-02-29        | Mid-Flood | Sunny             | SR5     | 10:44:22 | 3.9      | Bottom  | 3          | 2         | 16.15           | 7.91 | 29.92         | 97    | 8.02     | 2.5            | 3.5      |
| HKLR    | HY/2011/03 | 2016-02-29        | Mid-Flood | Sunny             | SR10A   | 09:17:03 | 1.0      | Surface | 1          | 1         | 16.08           | 8.22 | 25.61         | 101.4 | 8.53     | 1.6            | 3.3      |
| HKLR    | HY/2011/03 | 2016-02-29        | Mid-Flood | Sunny             | SR10A   | 09:17:44 | 1.0      | Surface | 1          | 2         | 16.09           | 8.23 | 25.65         | 101.9 | 8.59     | 1.6            | 3.6      |
| HKLR    | HY/2011/03 | 2016-02-29        | Mid-Flood | Sunny             | SR10A   | 09:16:53 | 3.3      | Middle  | 2          | 1         | 16.01           | 8.21 | 26.14         | 101.6 | 8.55     | 1.6            | 3.7      |
| HKLR    | HY/2011/03 | 2016-02-29        | Mid-Flood | Sunny             | SR10A   | 09:17:33 | 3.3      | Middle  | 2          | 2         | 16              | 8.22 | 26.16         | 101.9 | 8.59     | 1.7            | 3.1      |
| HKLR    | HY/2011/03 | 2016-02-29        | Mid-Flood | Sunny             | SR10A   | 09:17:24 | 5.5      | Bottom  | 3          | 1         | 15.96           | 8.21 | 26.5          | 101.5 | 8.55     | 1.6            | 3        |
| HKLR    | HY/2011/03 | 2016-02-29        | Mid-Flood | Sunny             | SR10A   | 09:16:43 | 5.5      | Bottom  | 3          | 2         | 16              | 8.2  | 26.29         | 101.5 | 8.54     | 1.6            | 2.5      |
| HKLR    | HY/2011/03 | 2016-02-29        | Mid-Flood | Sunny             | SR10B   | 09:07:09 | 1.0      | Surface | 1          | 1         | 16.06           | 8.18 | 25.36         | 101.8 | 8.6      | 1.5            | 3.2      |
| HKLR    | HY/2011/03 | 2016-02-29        | Mid-Flood | Sunny             | SR10B   | 09:06:55 | 1.0      | Surface | 1          | 2         | 16.05           | 8.17 | 25.37         | 101.8 | 8.6      | 1.6            | 3.4      |
| HKLR    | HY/2011/03 | 2016-02-29        | Mid-Flood | Sunny             | SR10B   | 09:06:48 | 3.9      | Bottom  | 3          | 1         | 16.03           | 8.16 | 25.69         | 101.5 | 8.57     | 1.5            | 2.4      |
| HKLR    | HY/2011/03 | 2016-02-29        | Mid-Flood | Sunny             | SR10B   | 09:07:01 | 3.9      | Bottom  | 3          | 2         | 16.06           | 8.17 | 25.58         | 101.7 | 8.58     | 1.6            | 4.1      |
| HKLR    | HY/2011/03 | 2016-02-29        | Mid-Flood | Sunny             | CS2     | 11:56:37 | 1.0      | Surface | 1          | 1         | 16.15           | 7.9  | 23.39         | 97.3  | 8.29     | 1.9            | 4.1      |
| HKLR    | HY/2011/03 | 2016-02-29        | Mid-Flood | Sunny             | CS2     | 11:56:17 | 1.0      | Surface | 1          | 2         | 16.24           | 7.89 | 23.08         | 98.2  | 8.38     | 1.9            | 4.4      |
| HKLR    | HY/2011/03 | 2016-02-29        | Mid-Flood | Sunny             | CS2     | 11:56:06 | 4.0      | Middle  | 2          | 1         | 16.03           | 7.92 | 23.34         | 97.3  | 8.33     | 2.1            | 4.6      |
| HKLR    | HY/2011/03 | 2016-02-29        | Mid-Flood | Sunny             | CS2     | 11:56:30 | 4.0      | Middle  | 2          | 2         | 16.03           | 7.9  | 24.14         | 96.6  | 8.24     | 2              | 3.6      |
| HKLR    | HY/2011/03 | 2016-02-29        | Mid-Flood | Sunny             | CS2     | 11:55:57 | 6.9      | Bottom  | 3          | 1         | 15.99           | 7.86 | 27.9          | 97.5  | 8.12     | 2.4            | 4.3      |
| HKLR    | HY/2011/03 | 2016-02-29        | Mid-Flood | Sunny             | CS2     | 11:56:24 | 6.9      | Bottom  | 3          | 2         | 16.13           | 7.87 | 28.18         | 97.7  | 8.11     | 2.3            | 3.1      |
| HKLR    | HY/2011/03 | 2016-02-29        | Mid-Flood | Sunny             | CS(Mf)5 | 09:44:46 | 1.0      | Surface | 1          | 1         | 16.15           | 8.26 | 25.82         | 101.3 | 8.52     | 1.6            | 3.4      |
| HKLR    | HY/2011/03 | 2016-02-29        | Mid-Flood | Sunny             | CS(Mf)5 | 09:43:28 | 1.0      | Surface | 1          | 2         | 16.1            | 8.25 | 25.85         | 100.8 | 8.49     | 1.6            | 4.4      |
| HKLR    | HY/2011/03 | 2016-02-29        | Mid-Flood | Sunny             | CS(Mf)5 | 09:43:11 | 5.9      | Middle  | 2          | 1         | 15.96           | 8.24 | 27.14         | 99.6  | 8.34     | 1.6            | 2.6      |
| HKLR    | HY/2011/03 | 2016-02-29        | Mid-Flood | Sunny             | CS(Mf)5 | 09:44:22 | 5.9      | Middle  | 2          | 2         | 15.93           | 8.25 | 26.91         | 100   | 8.39     | 1.7            | 3        |
| HKLR    | HY/2011/03 | 2016-02-29        | Mid-Flood | Sunny             | CS(Mf)5 | 09:43:51 | 10.8     | Bottom  | 3          | 1         | 15.99           | 8.23 | 27.8          | 99.8  | 8.32     | 1.6            | 4.7      |
| HKLR    | HY/2011/03 | 2016-02-29        | Mid-Flood | Sunny             | CS(Mf)5 | 09:43:03 | 10.8     | Bottom  | 3          | 2         | 15.99           | 8.22 | 27.72         | 100   | 8.34     | 1.6            | 5.1      |



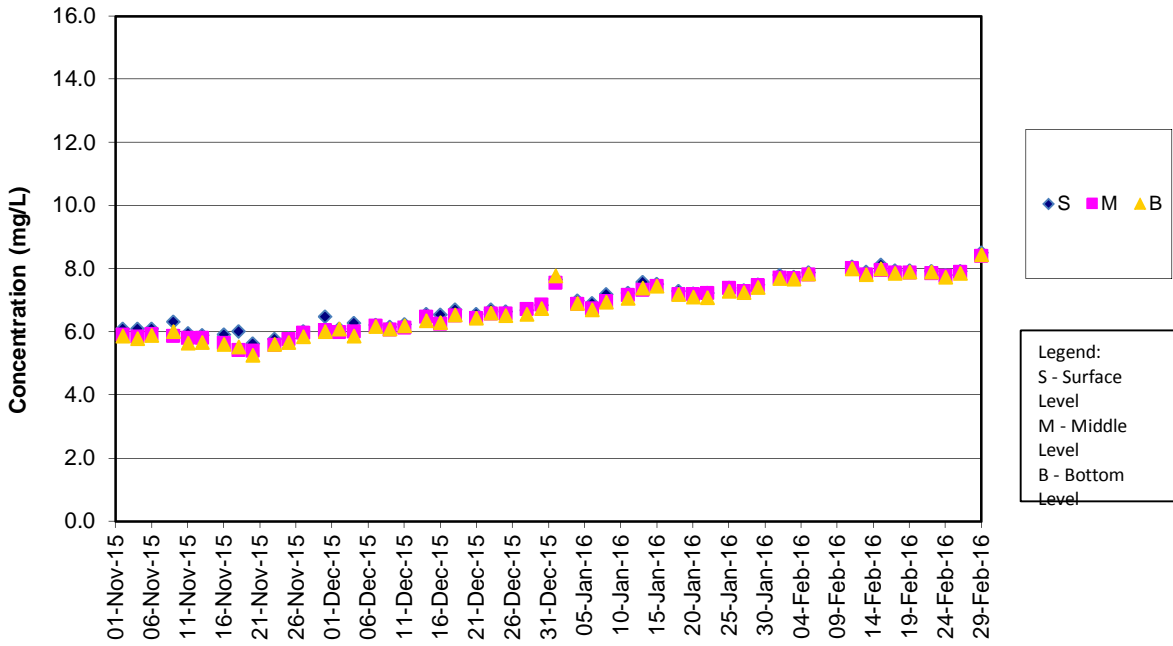
DO Concentrations at Station CS2 (Mid Ebb)



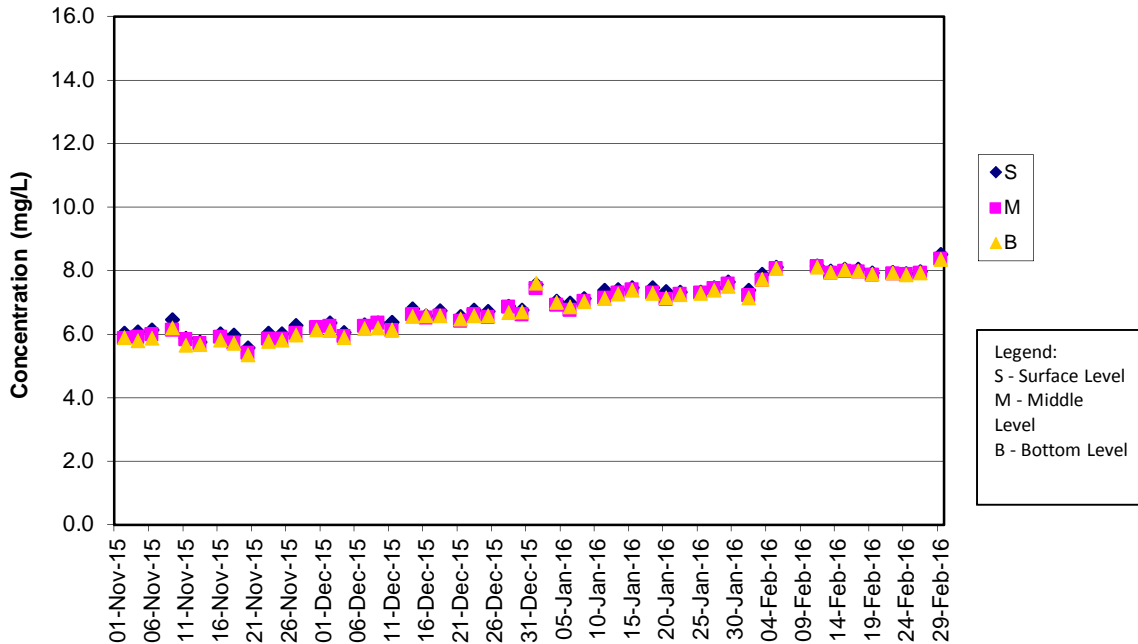
DO Concentrations at Station CS2 (Mid Flood)



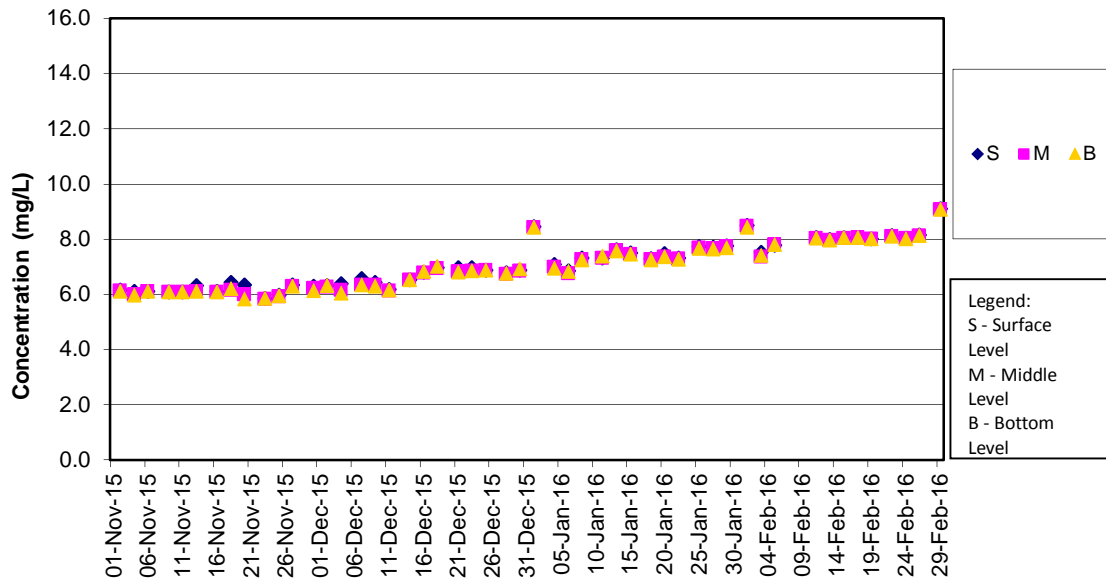
DO Concentrations at Station CS(Mf)5 (Mid Ebb)



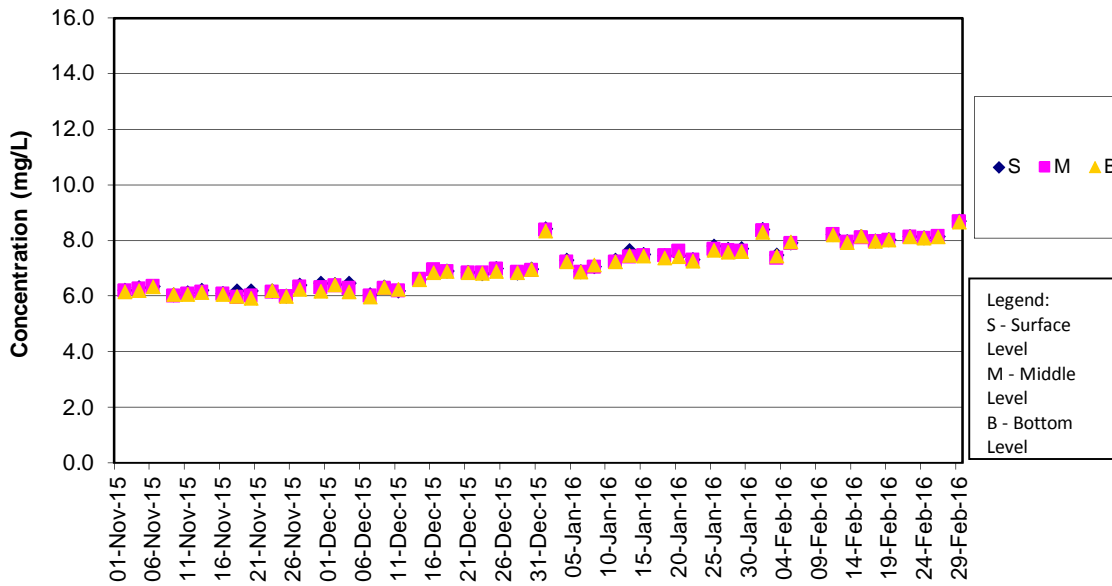
DO Concentrations at Station CS(Mf)5 (Mid Flood)



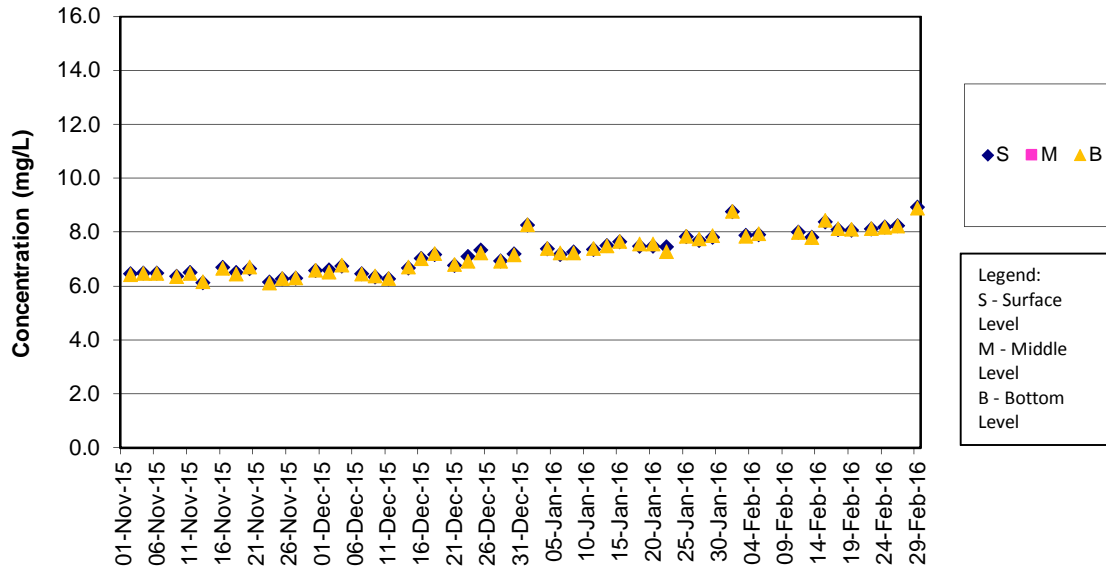
DO Concentrations at Station IS5 (Mid Ebb)



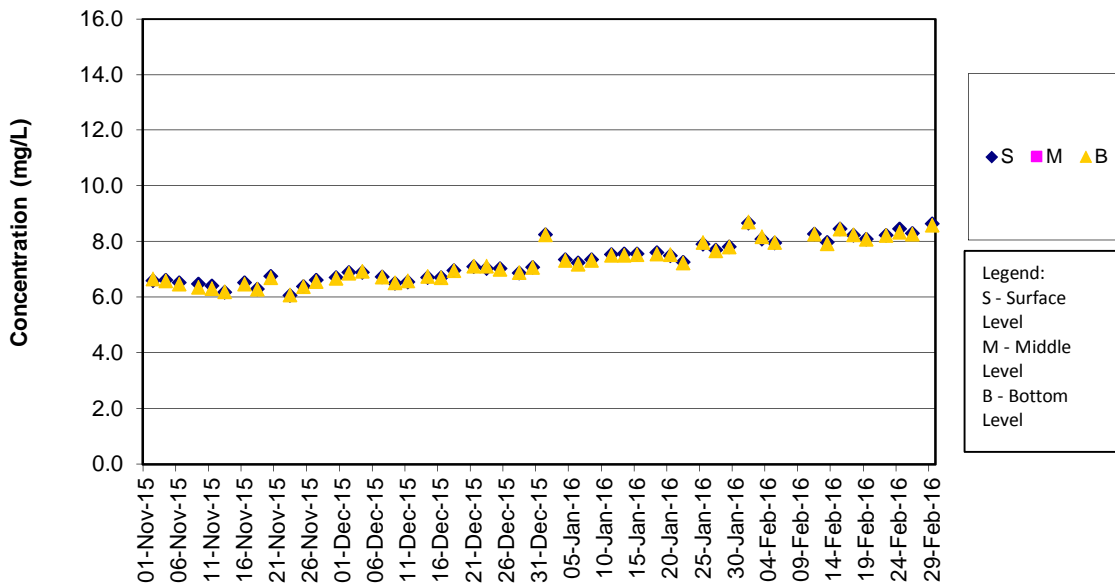
DO Concentrations at Station IS5 (Mid Flood)



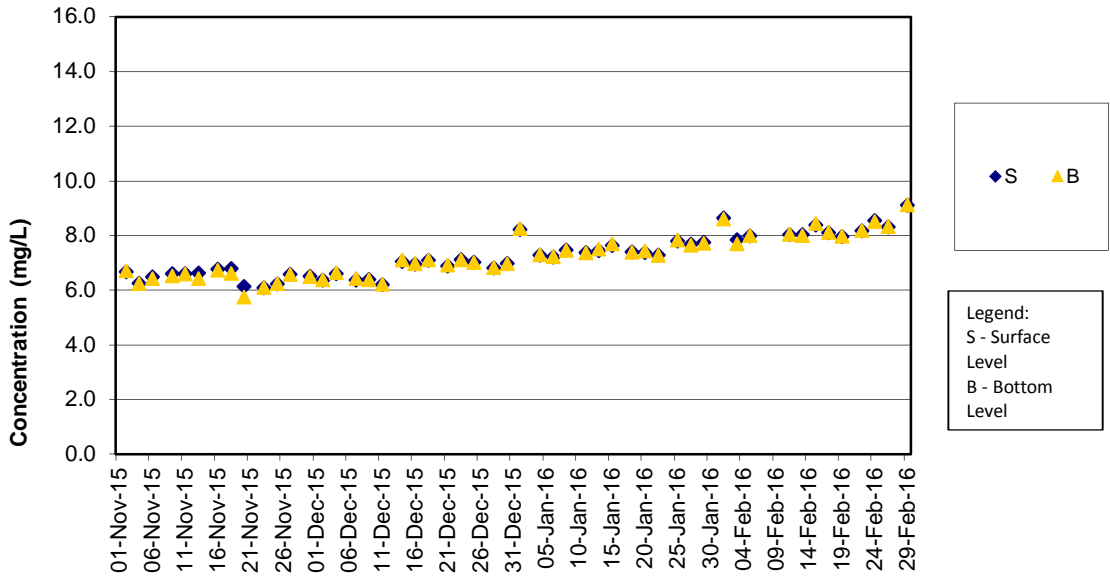
DO Concentrations at Station IS(Mf)6 (Mid Ebb)



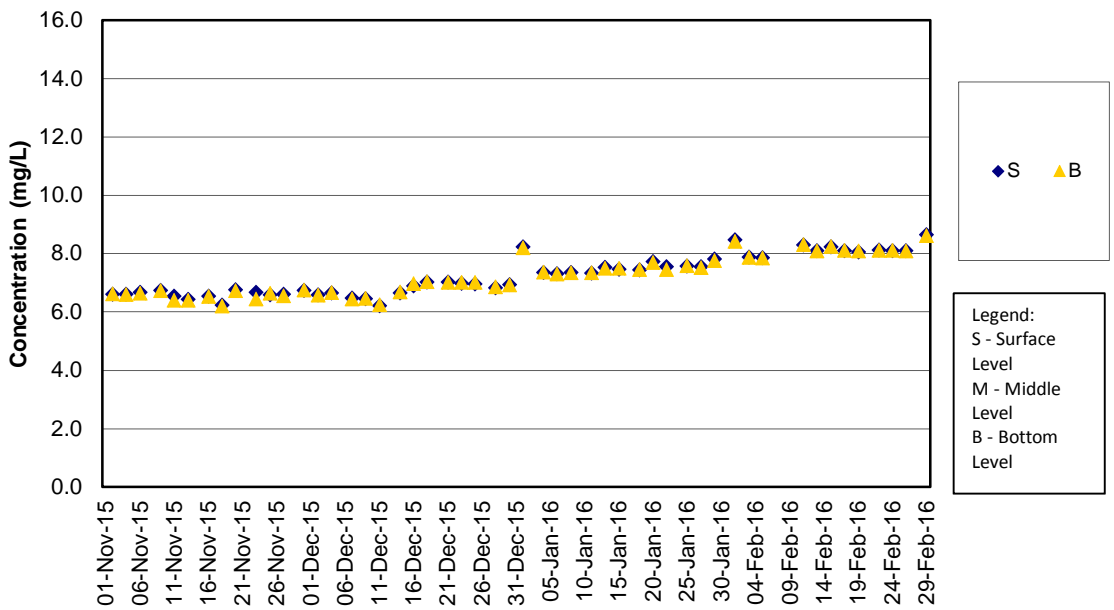
DO Concentrations at Station IS(Mf)6 (Mid Flood)



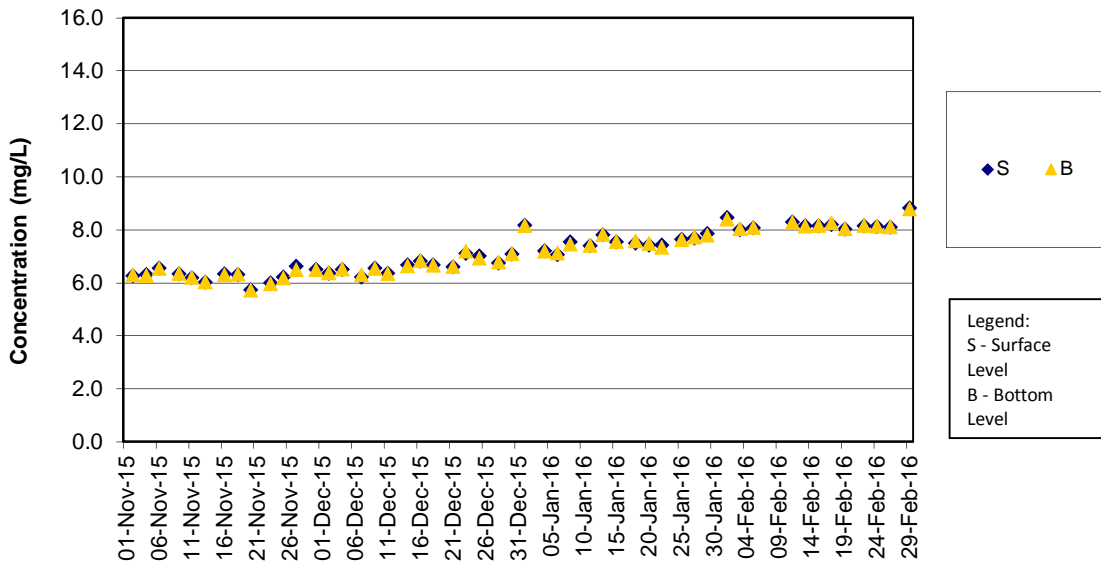
DO Concentrations at Station IS7 (Mid Ebb)



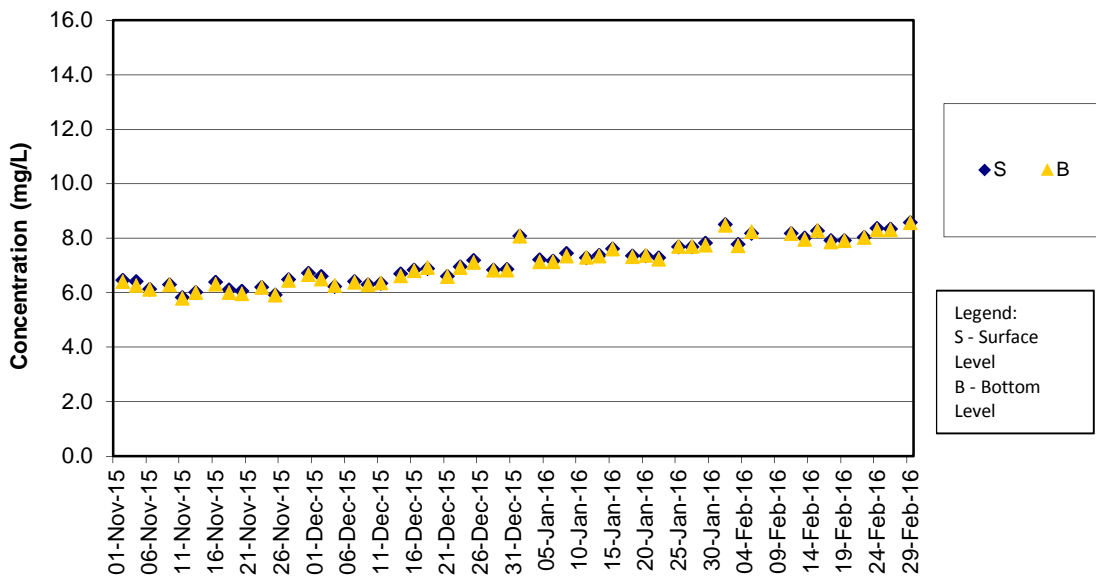
DO Concentrations at Station IS7 (Mid Flood)



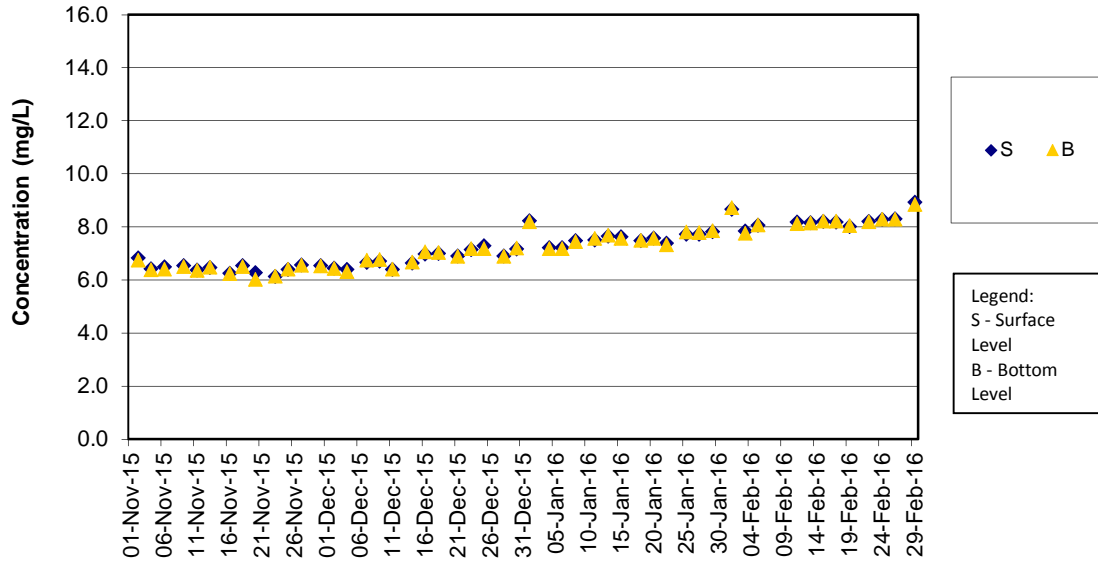
DO Concentrations at Station IS8 (Mid Ebb)



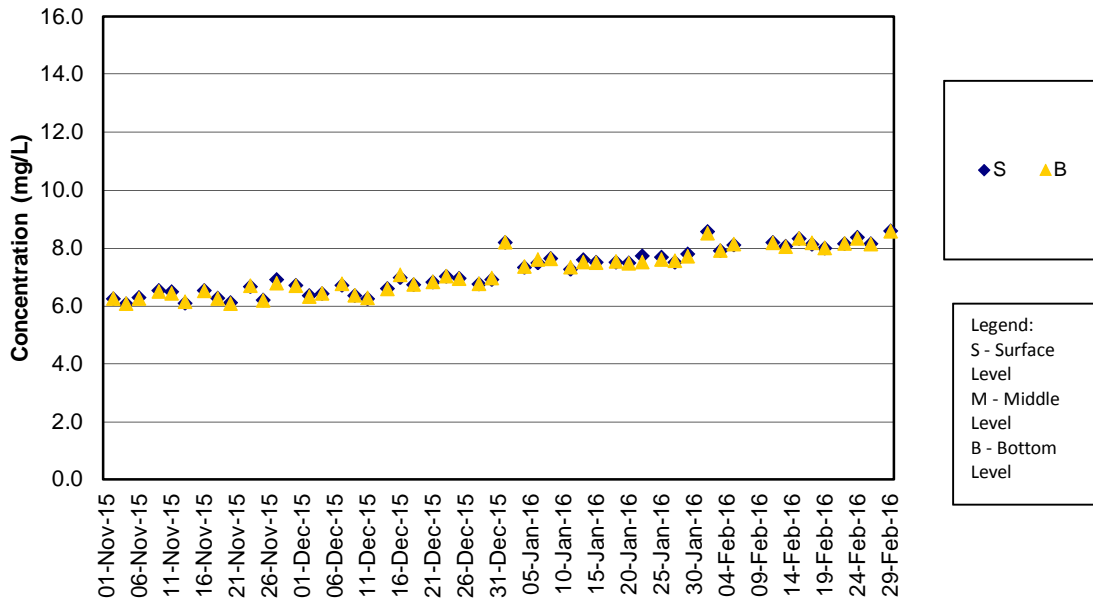
DO Concentrations at Station IS8 (Mid Flood)



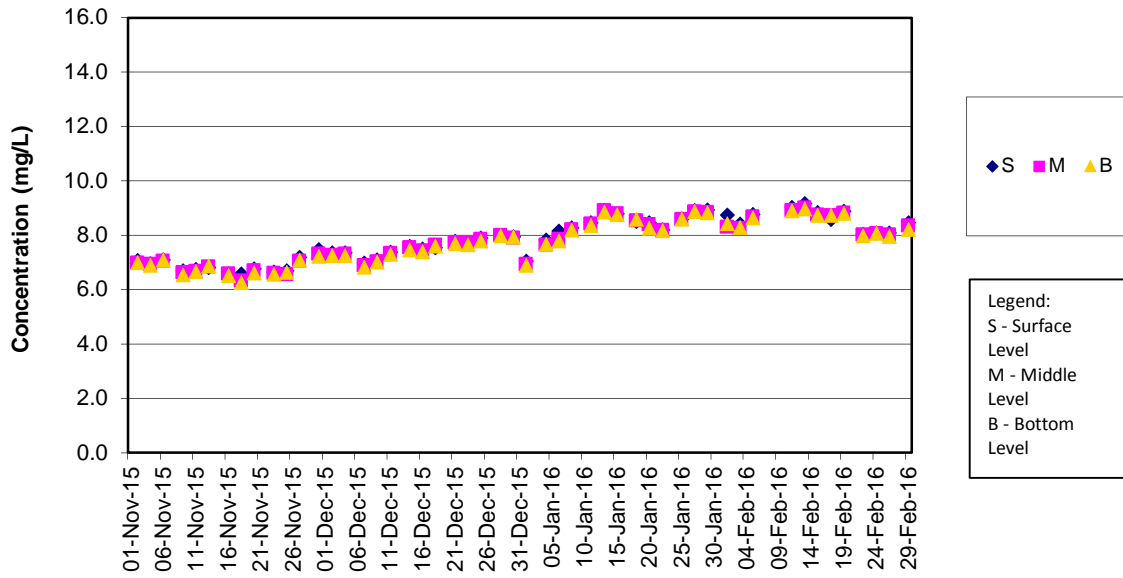
DO Concentrations at Station IS(Mf)9 (Mid Ebb)



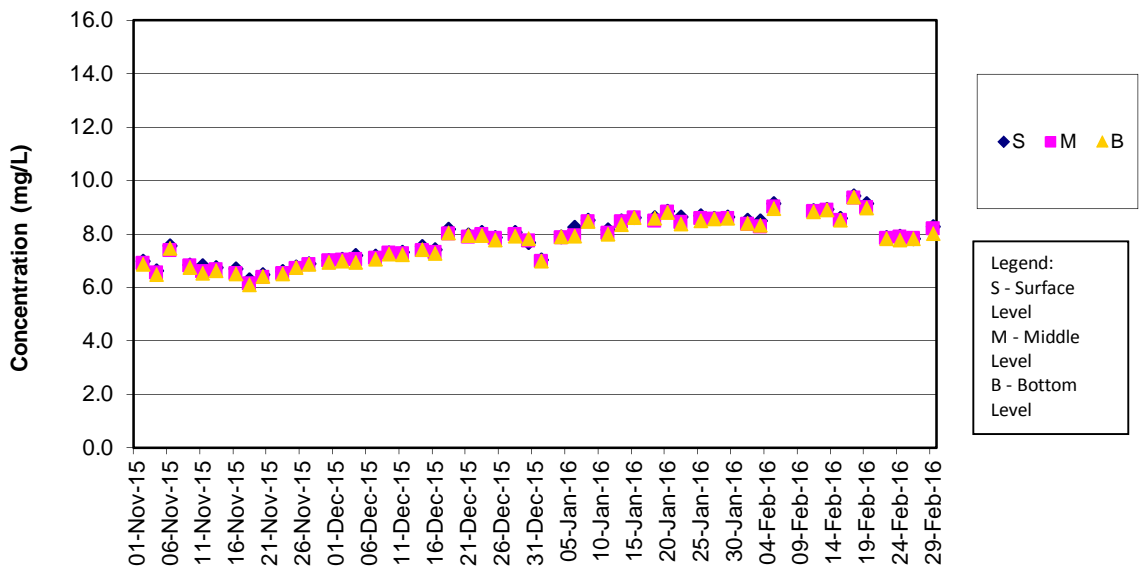
DO Concentrations at Station IS(Mf)9 (Mid Flood)



DO Concentrations at Station IS10 (Mid Ebb)

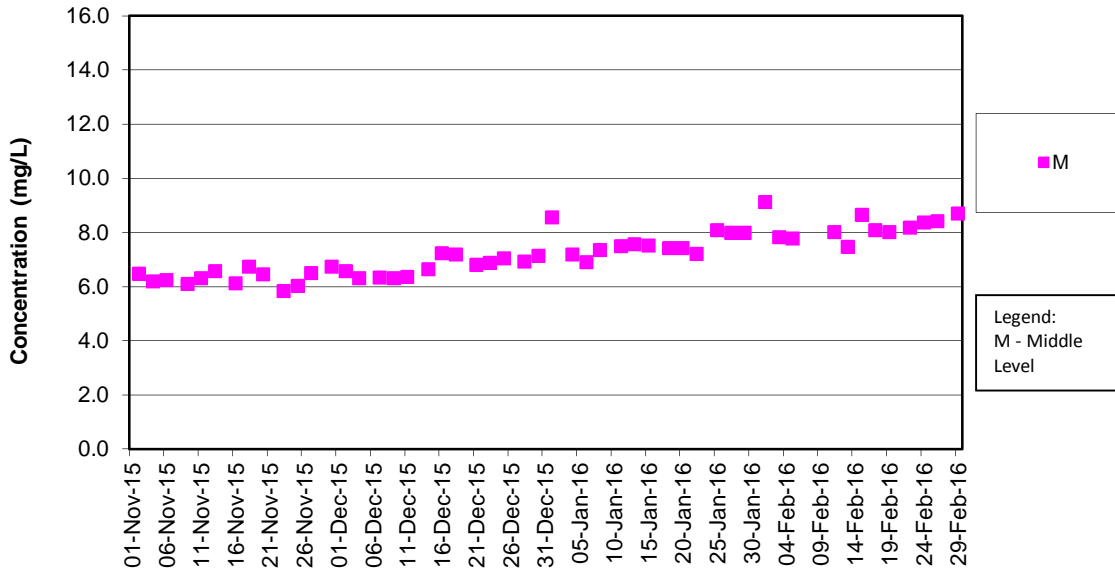


DO Concentrations at Station IS10 (Mid Flood)

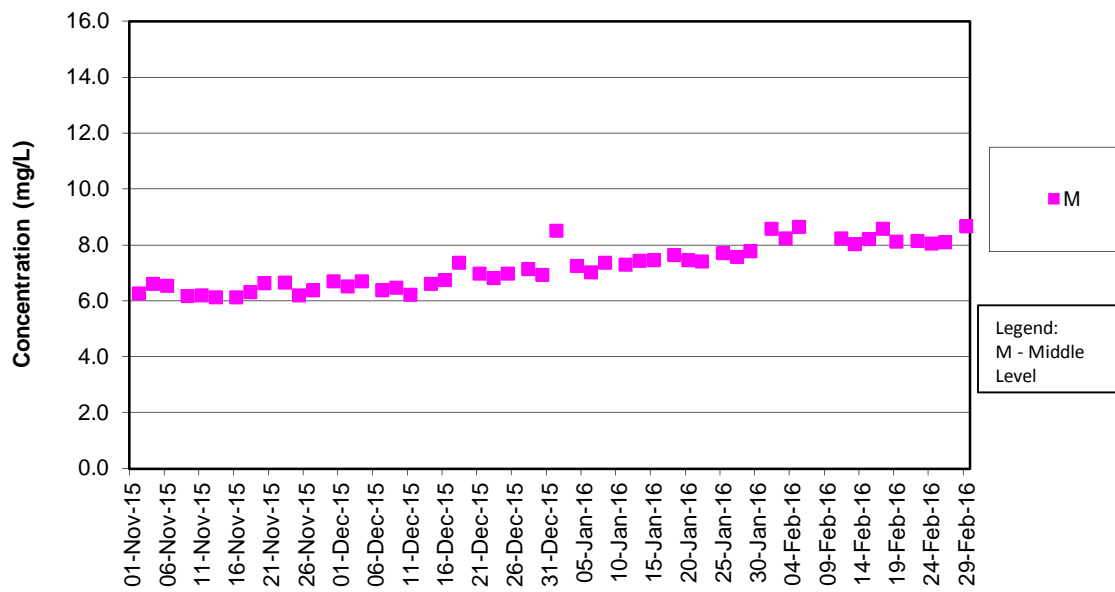




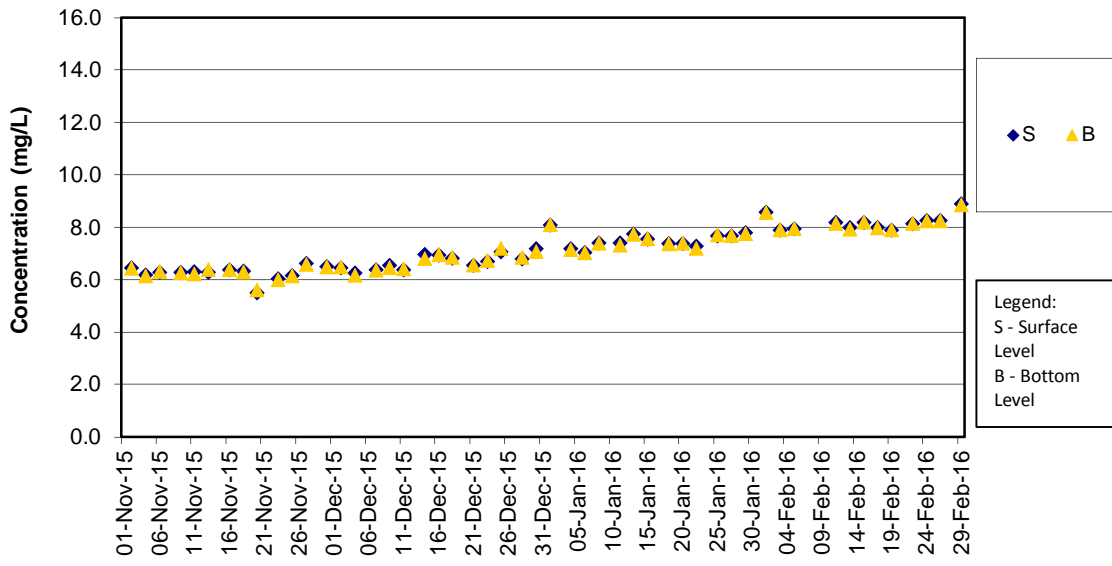
DO Concentrations at Station SR3 (Mid Ebb)



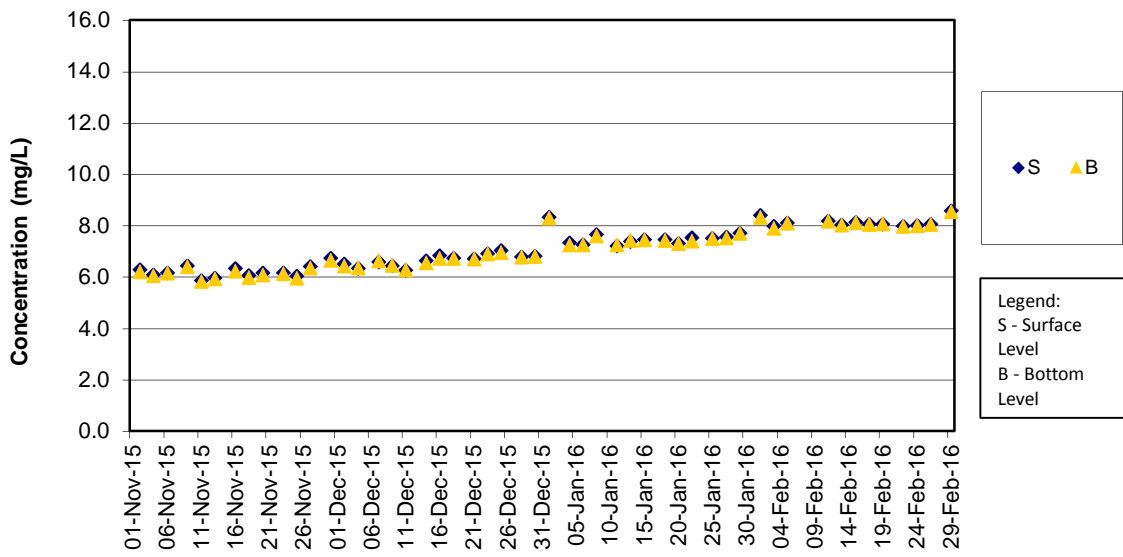
DO Concentrations at Station SR3 (Mid Flood)



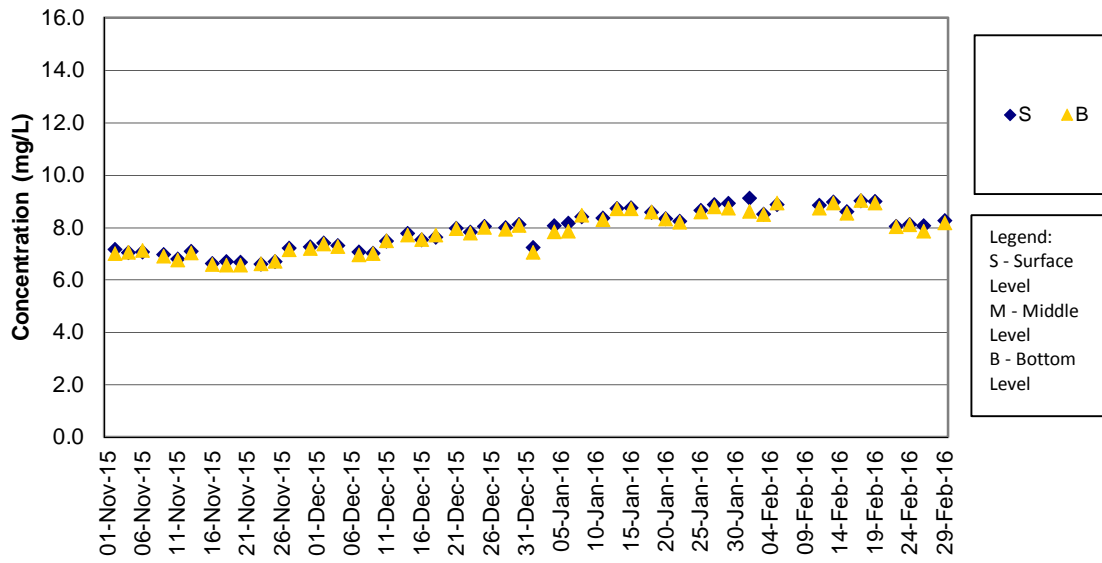
DO Concentrations at Station SR4 (Mid Ebb)



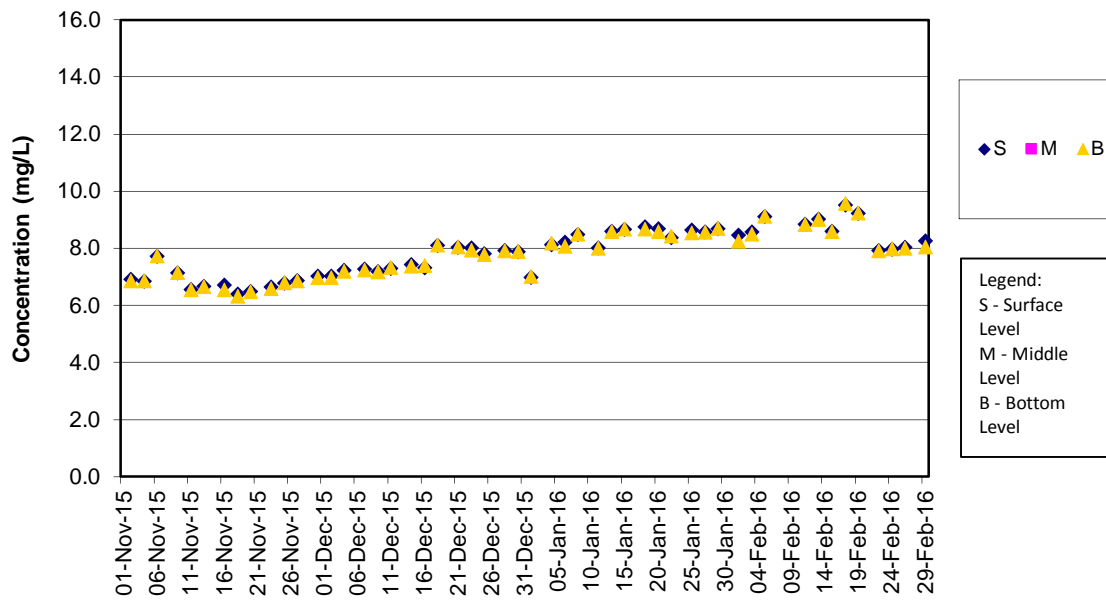
DO Concentrations at Station SR4 (Mid Flood)



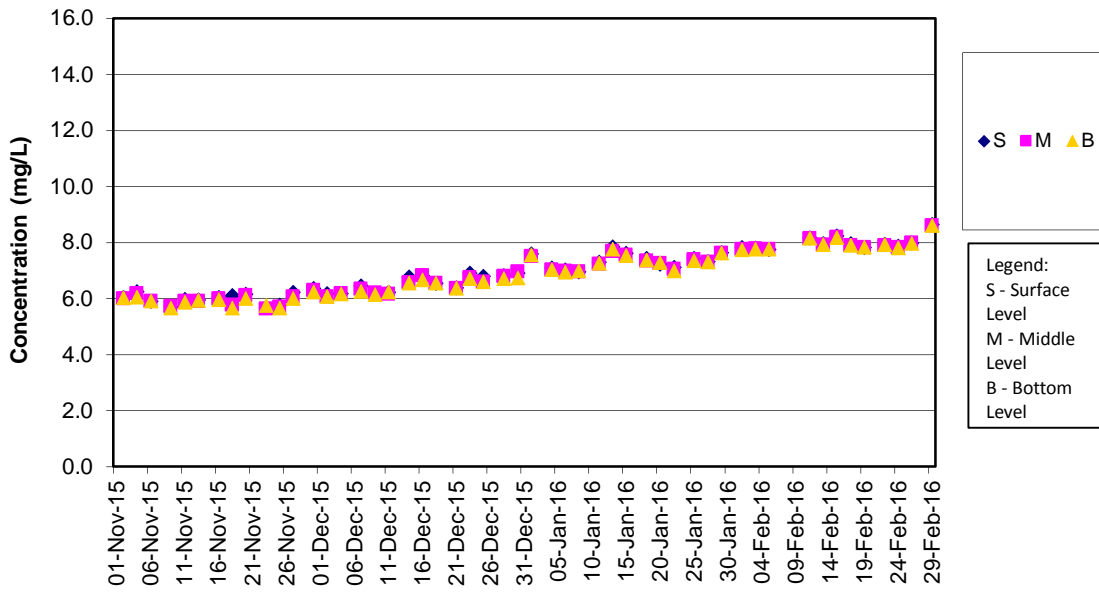
DO Concentrations at Station SR5 (Mid Ebb)



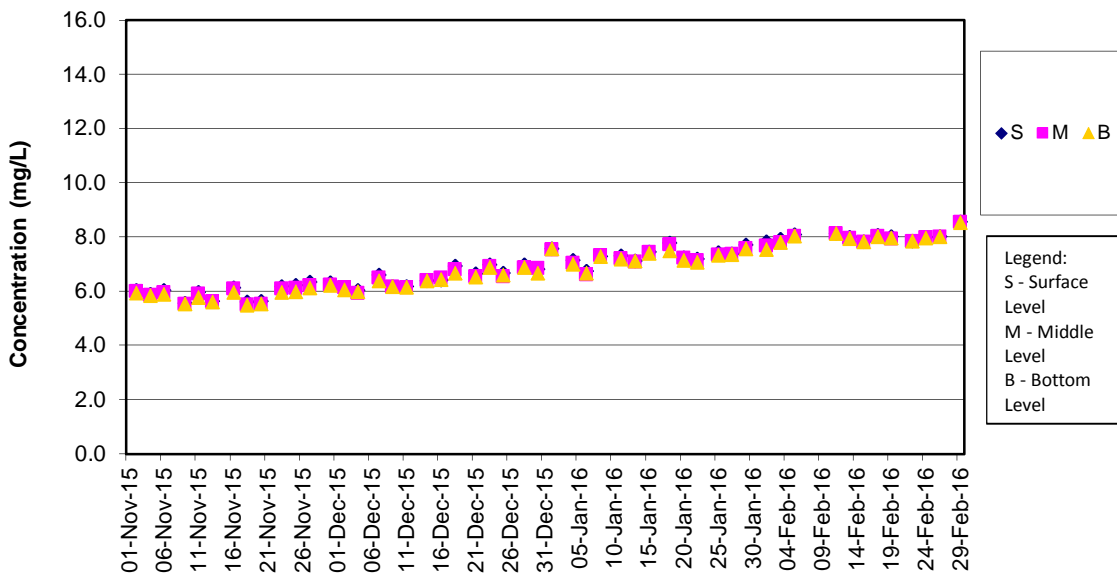
DO Concentrations at Station SR5 (Mid Flood)



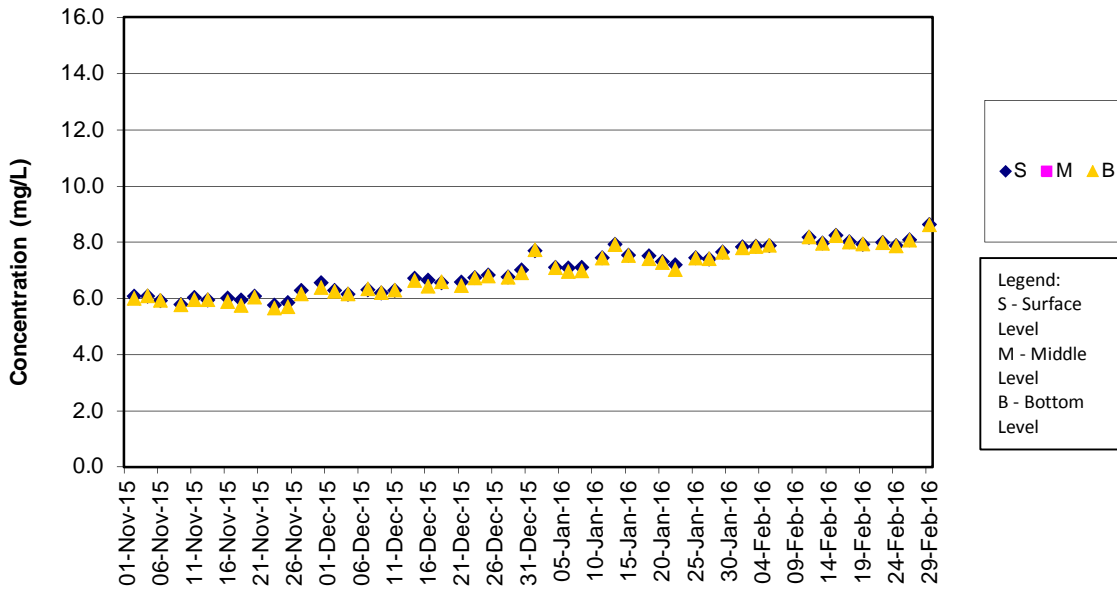
DO Concentrations at Station SR10A (Mid Ebb)



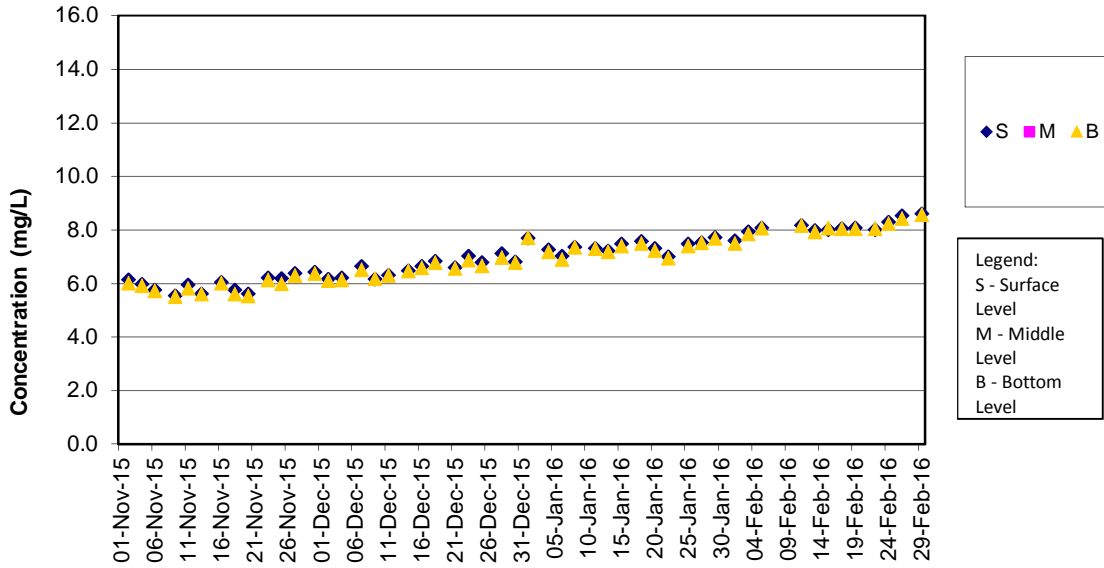
DO Concentrations at Station SR10A (Mid Flood)



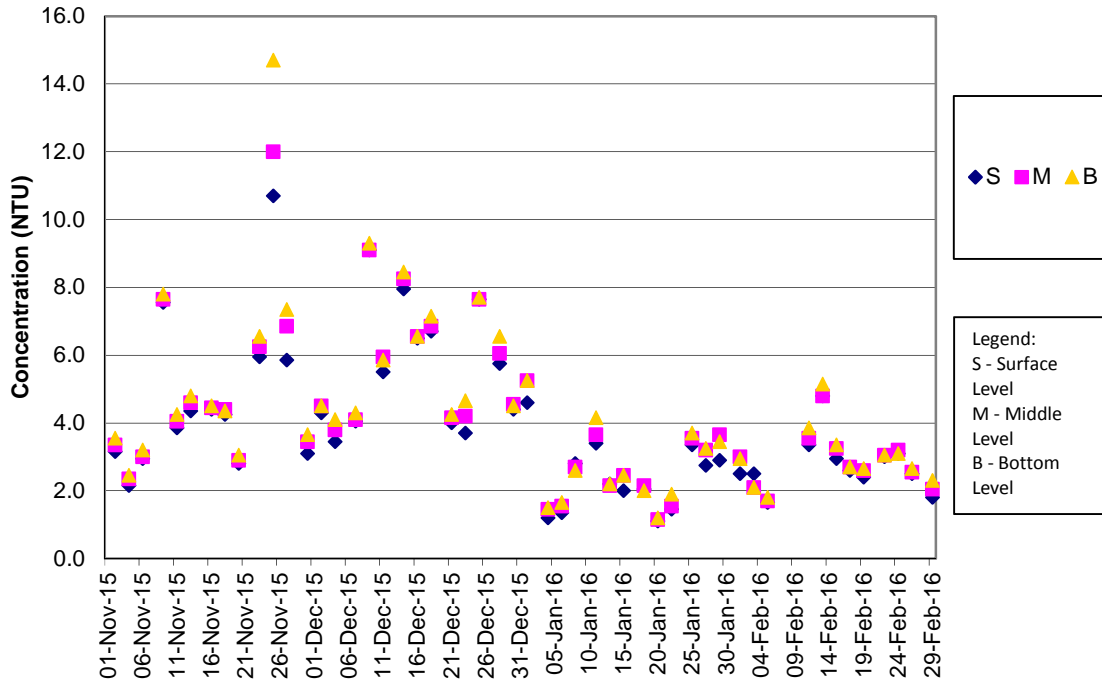
DO Concentrations at Station SR10B (Mid Ebb)



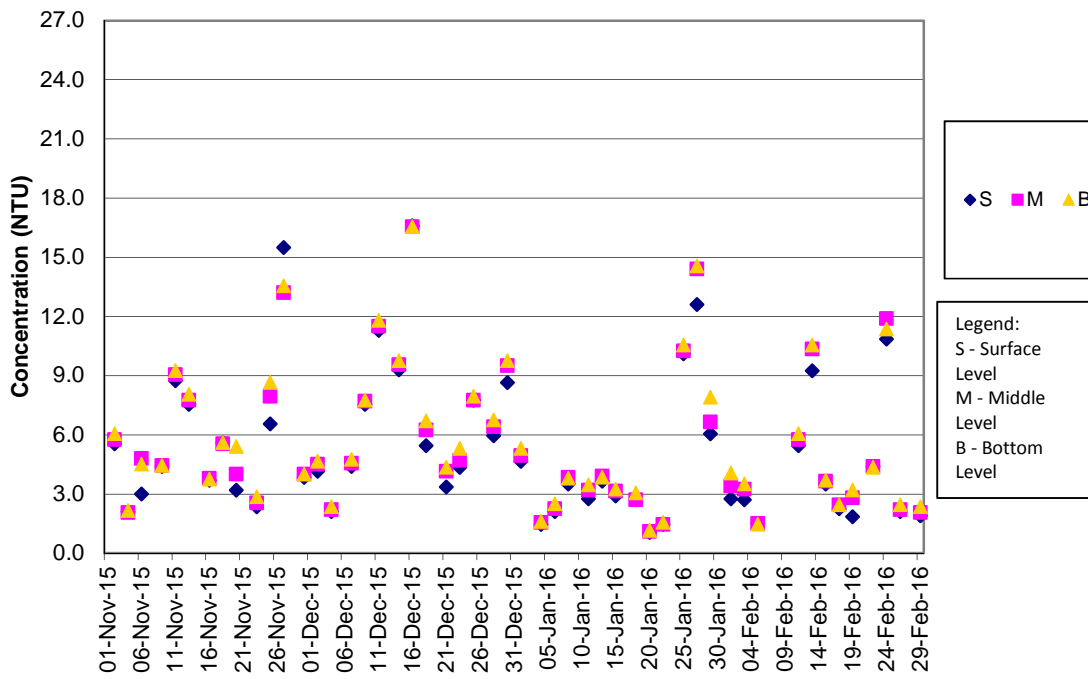
DO Concentrations at Station SR10B (Mid Flood)



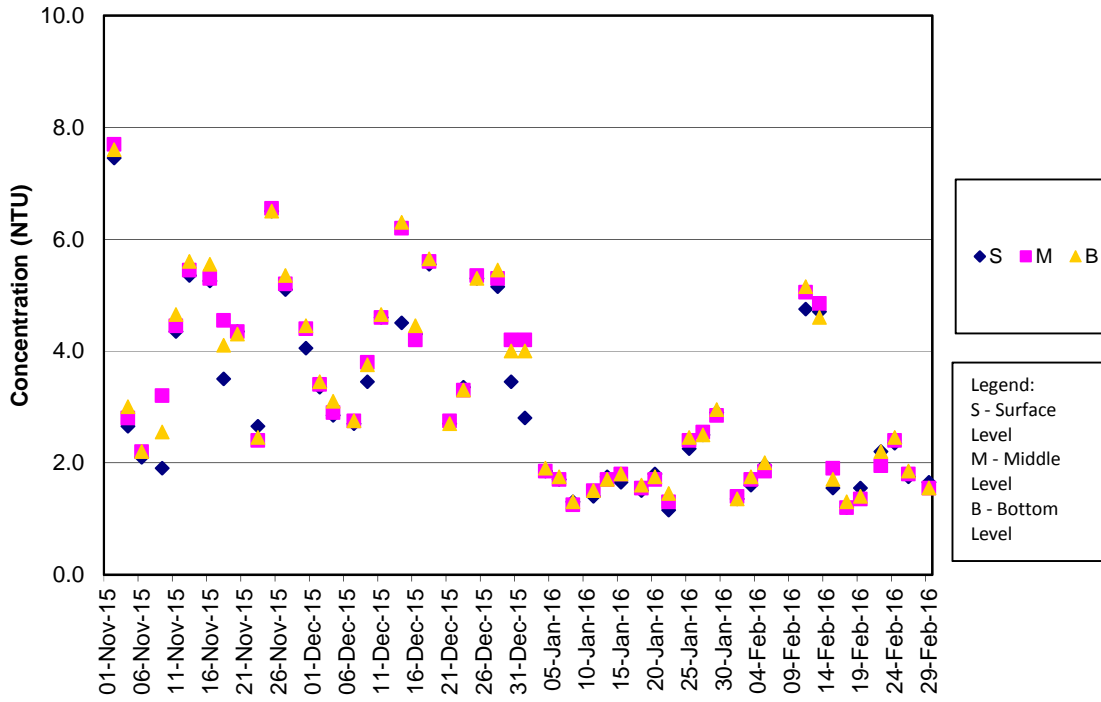
Turbidity Concentrations at Station CS2 (Mid Ebb)



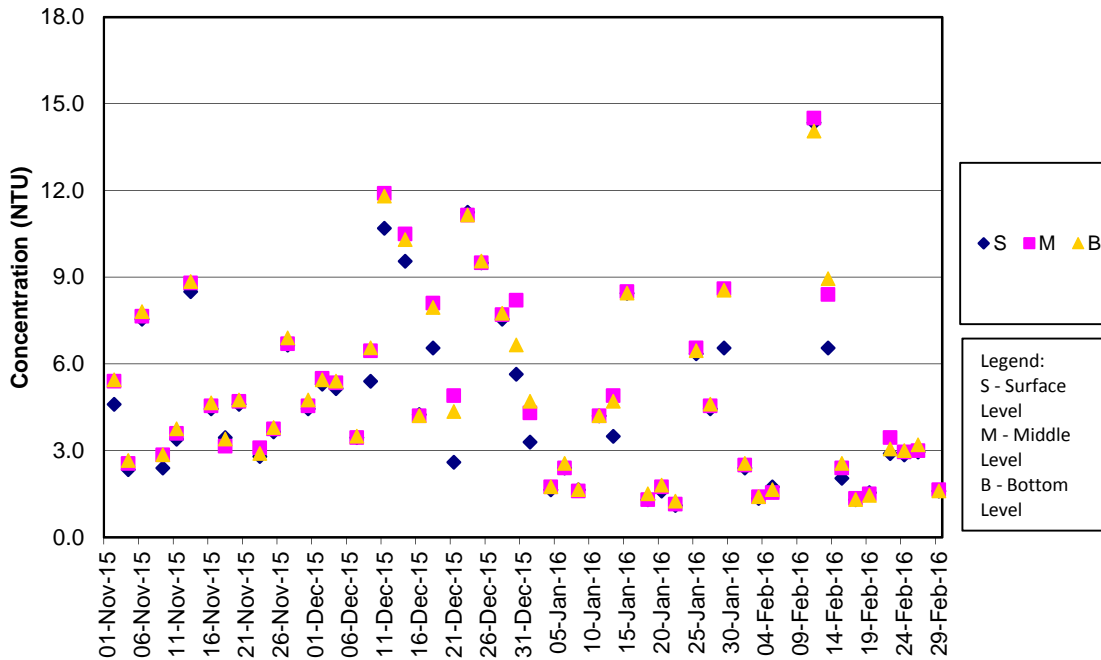
Turbidity Concentrations at Station CS2 (Mid Flood)



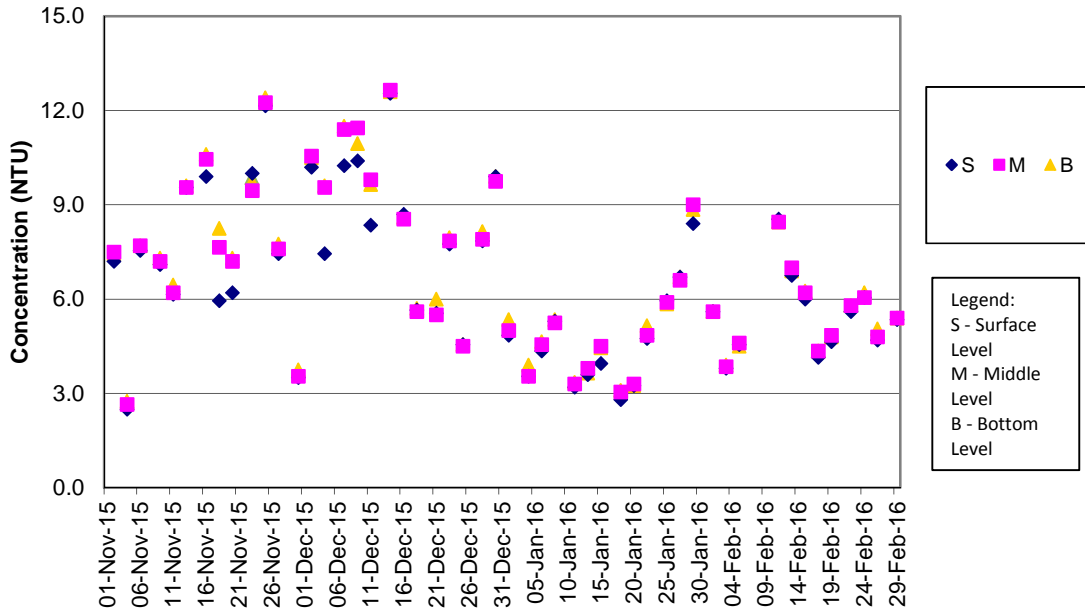
Turbidity Concentrations at Station CS(Mf)5 (Mid Ebb)



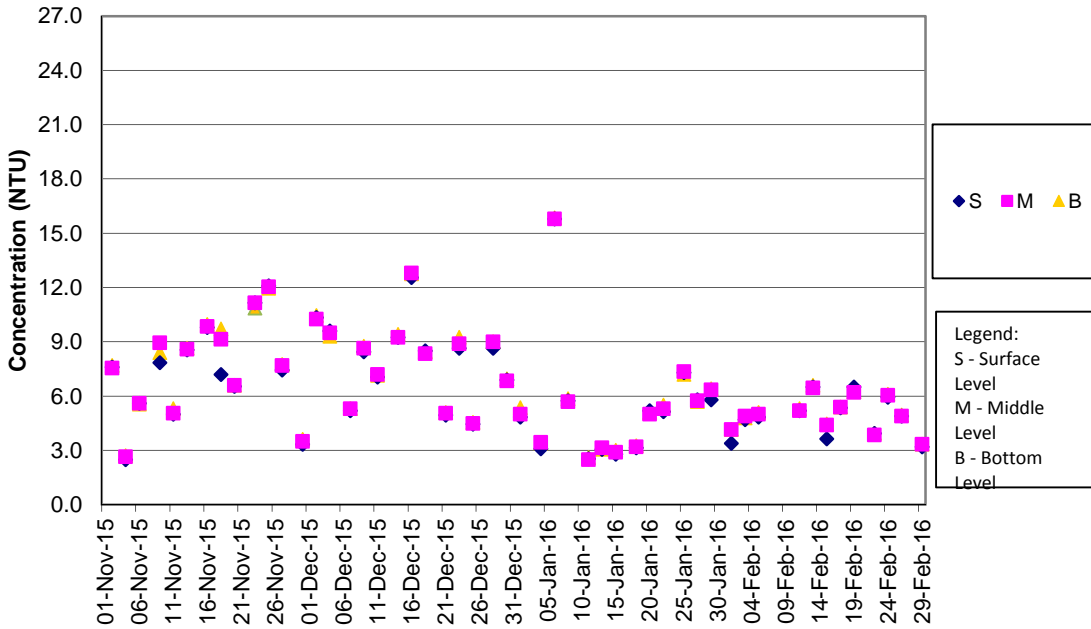
Turbidity Concentrations at Station CS(Mf)5 (Mid Flood)



**Turbidity Concentrations at Station IS5 (Mid Ebb)**

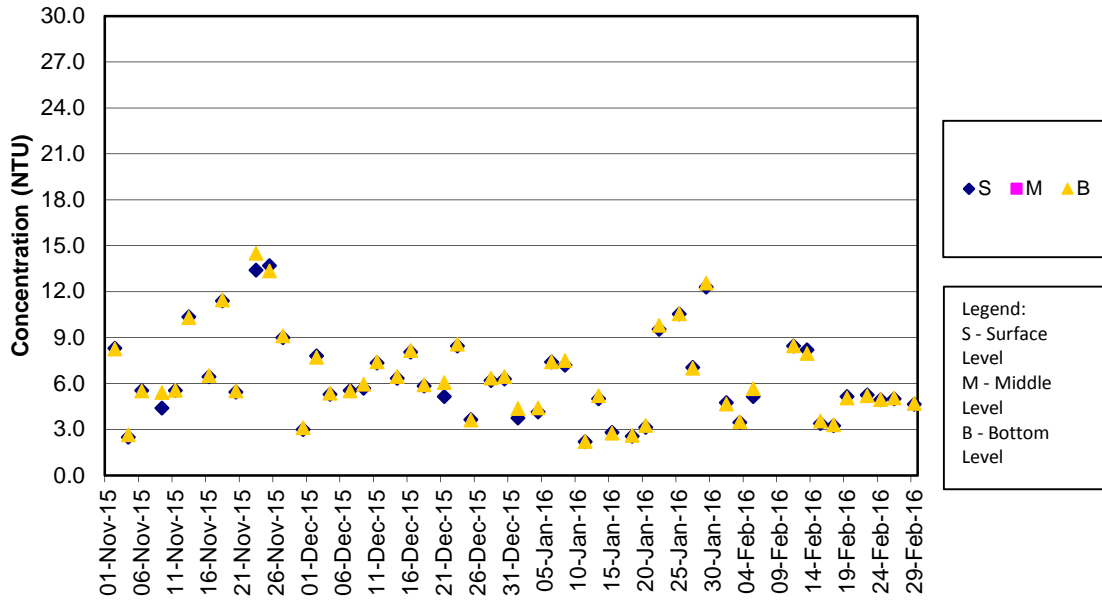


**Turbidity Concentrations at Station IS5 (Mid Flood)**

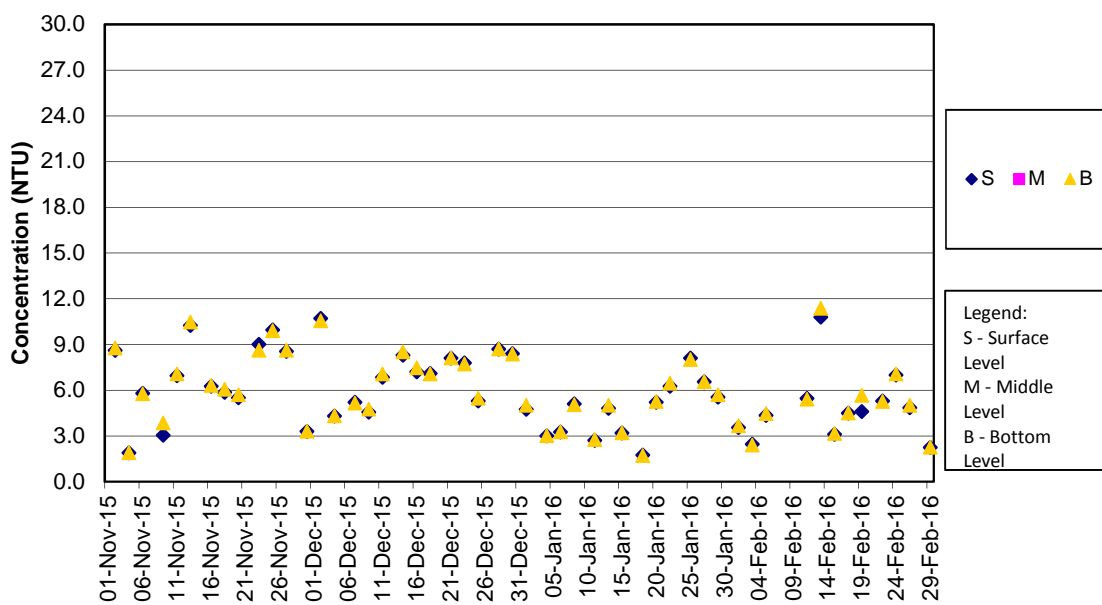




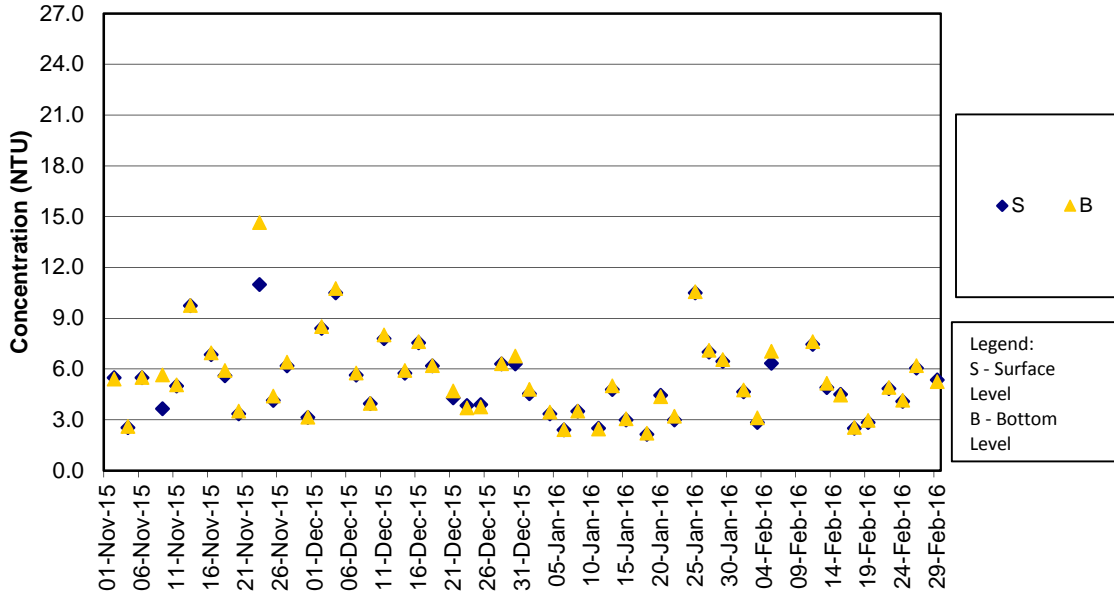
**Turbidity Concentrations at Station IS(Mf)6 (Mid Ebb)**



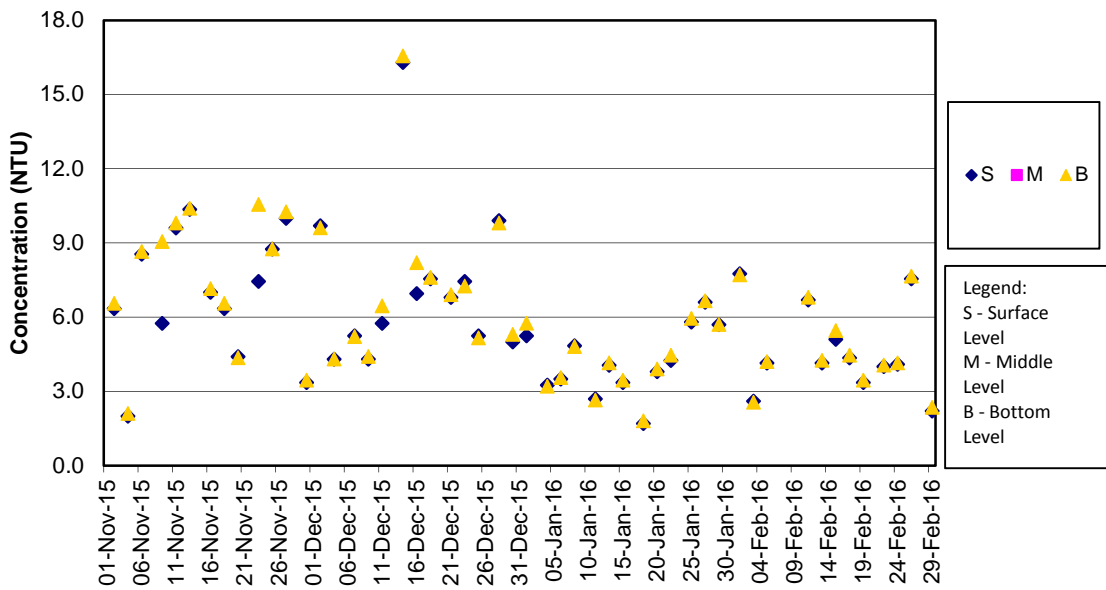
**Turbidity Concentrations at Station IS(Mf)6 (Mid Flood)**



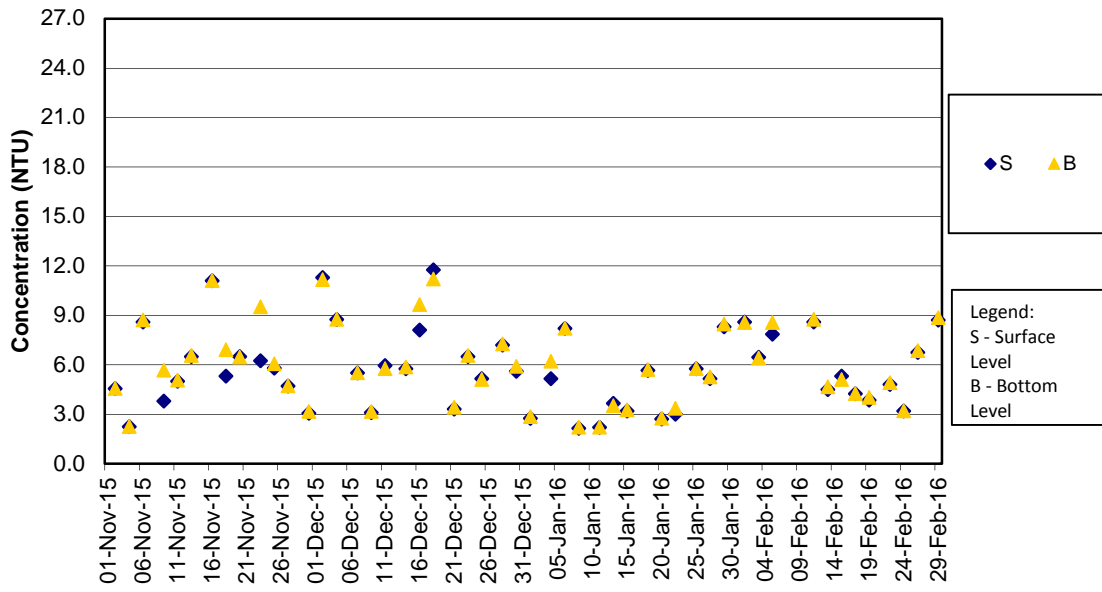
**Turbidity Concentrations at Station IS7 (Mid Ebb)**



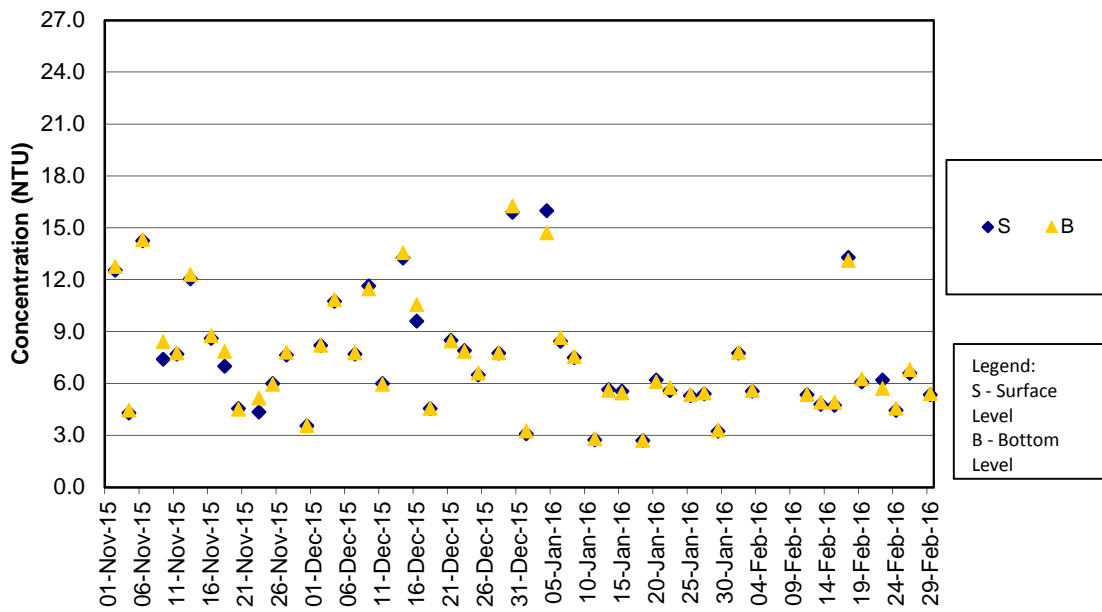
**Turbidity Concentrations at Station IS7 (Mid Flood)**



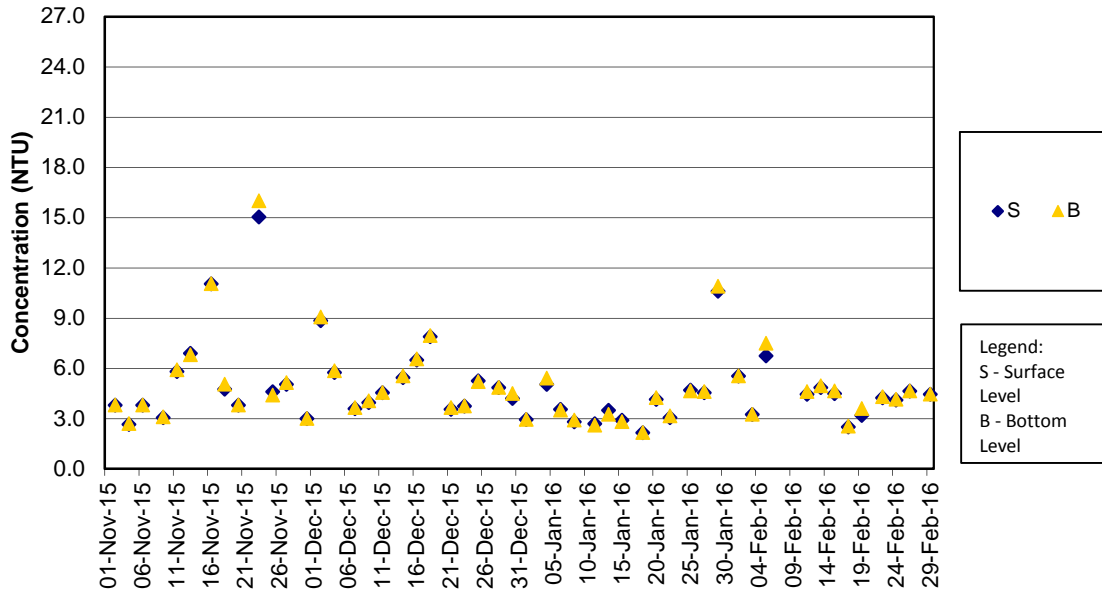
Turbidity Concentrations at Station IS8 (Mid Ebb)



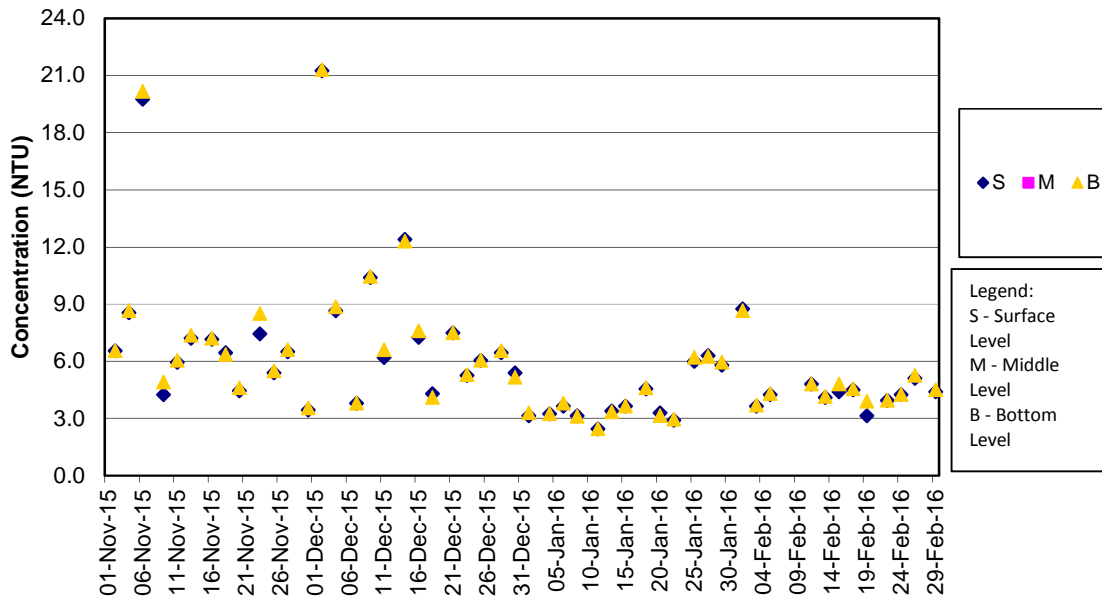
Turbidity Concentrations at Station IS8 (Mid Flood)



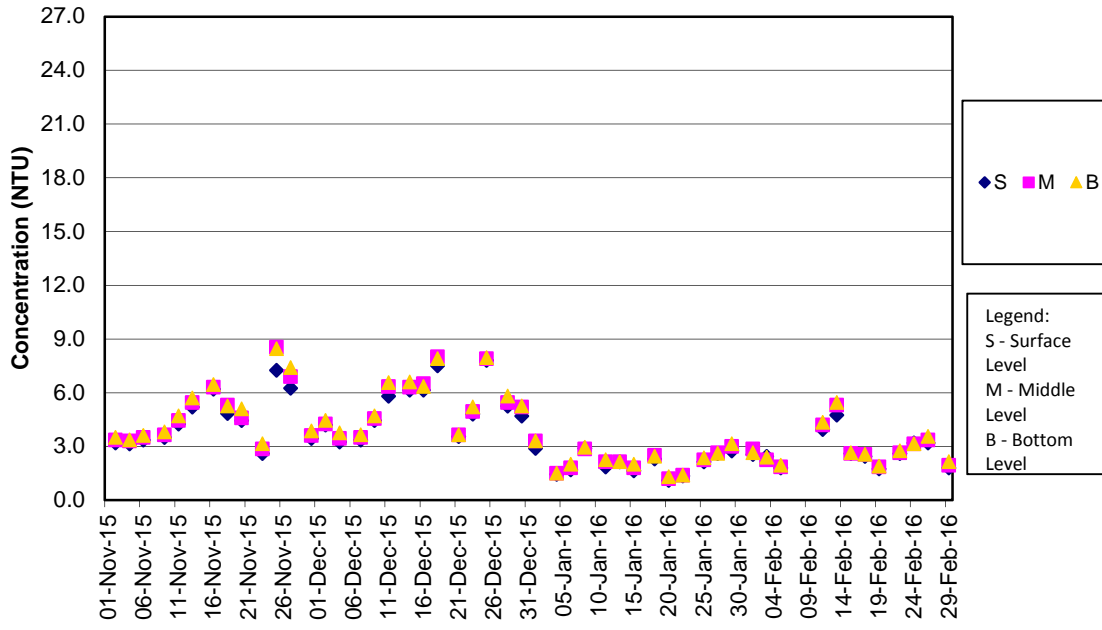
**Turbidity Concentrations at Station IS(Mf)9 (Mid Ebb)**



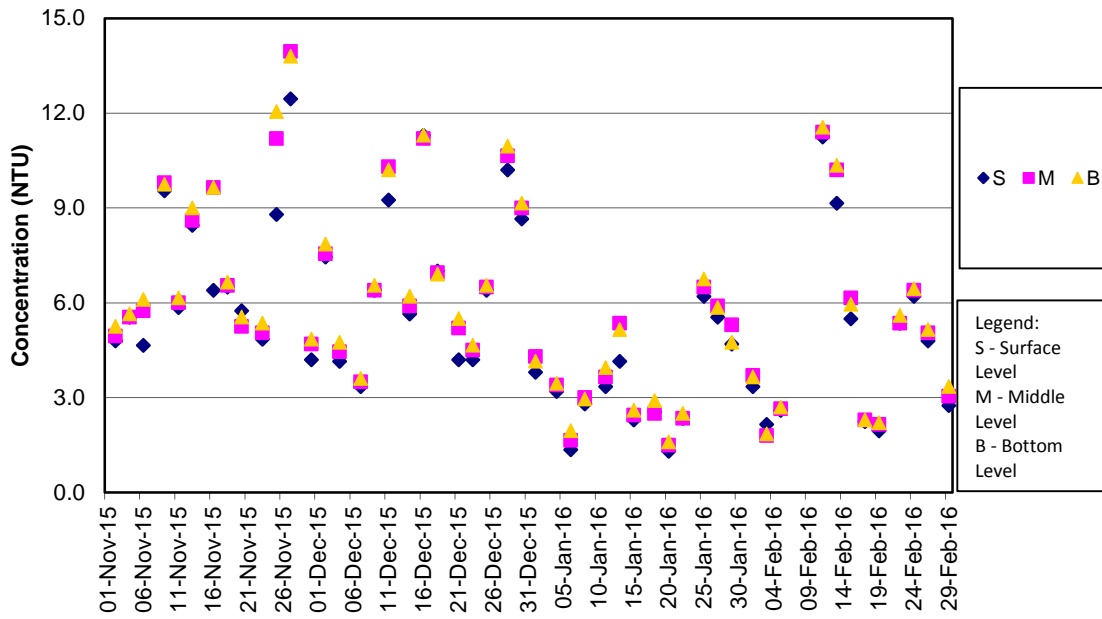
**Turbidity Concentrations at Station IS(Mf)9 (Mid Flood)**



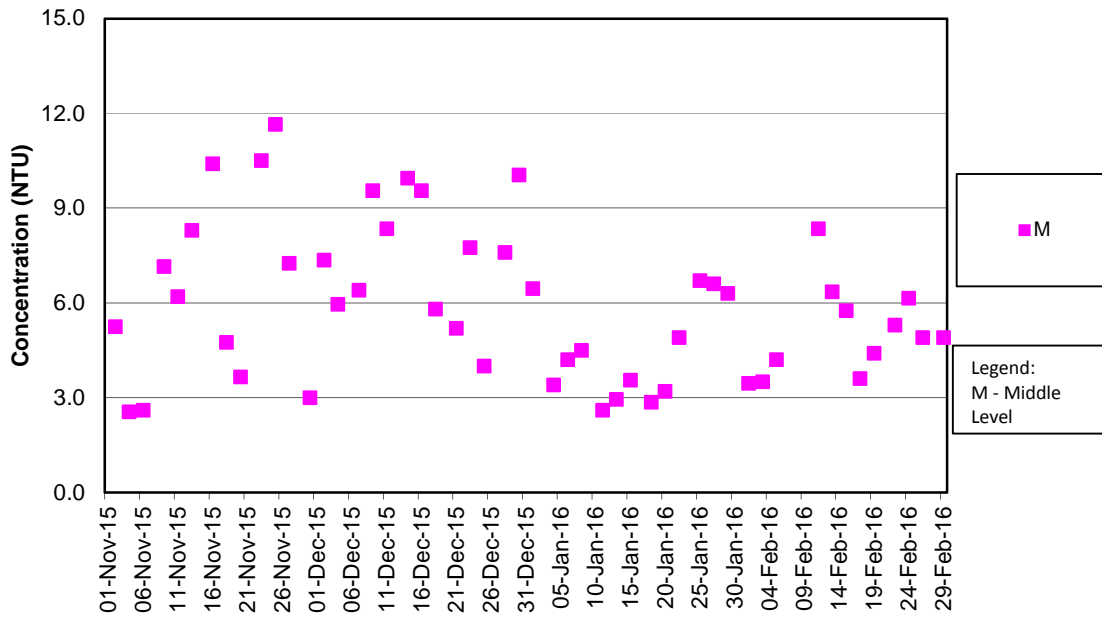
Turbidity Concentrations at Station IS10 (Mid Ebb)



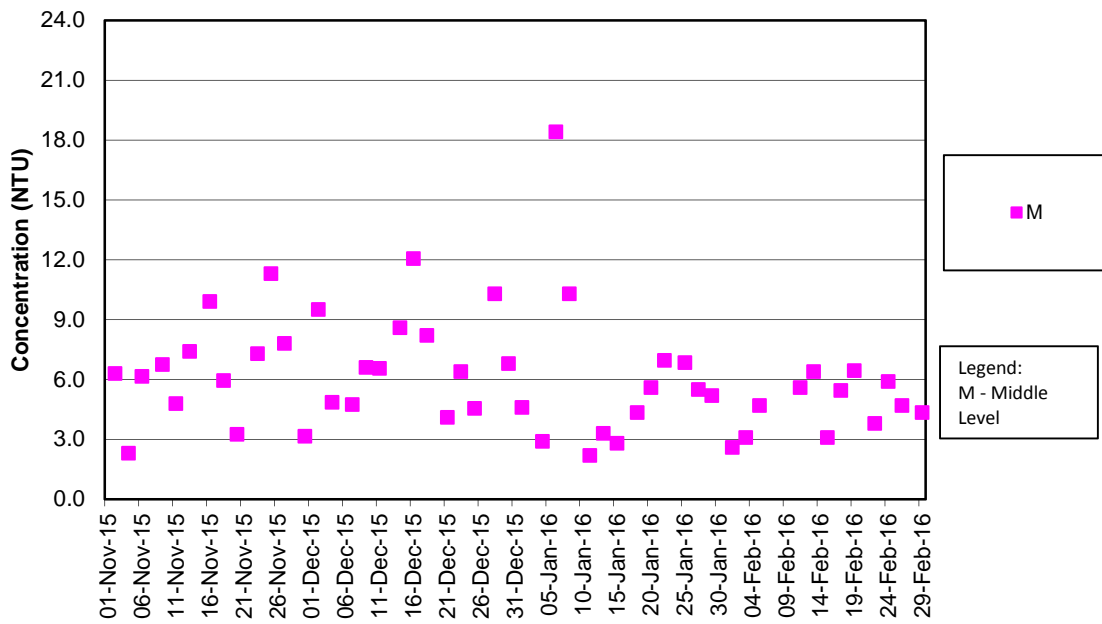
Turbidity Concentrations at Station IS10 (Mid Flood)



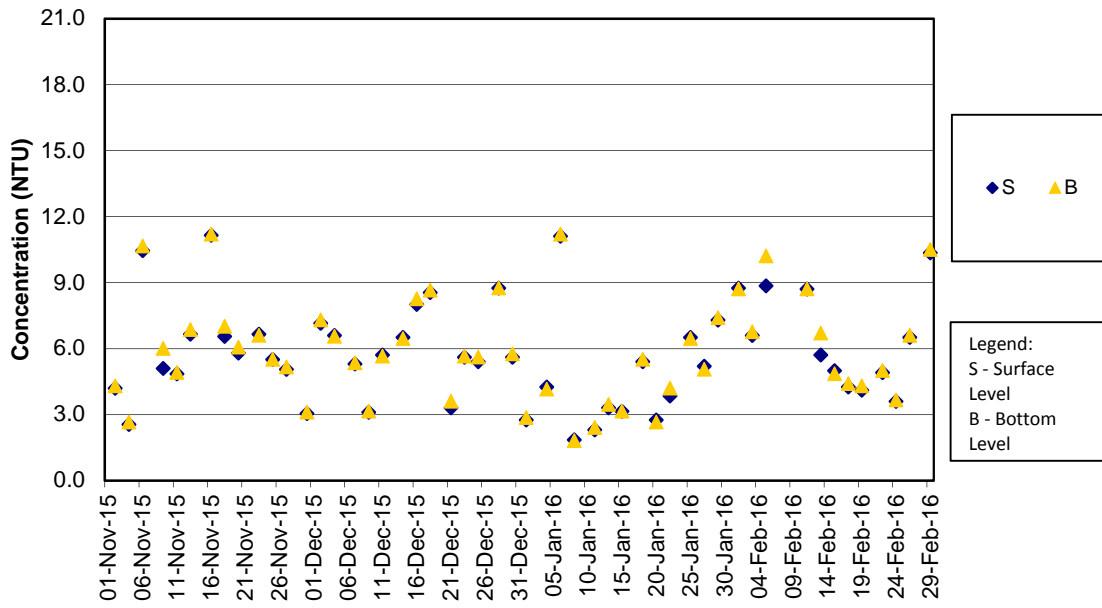
Turbidity Concentrations at Station SR3 (Mid Ebb)



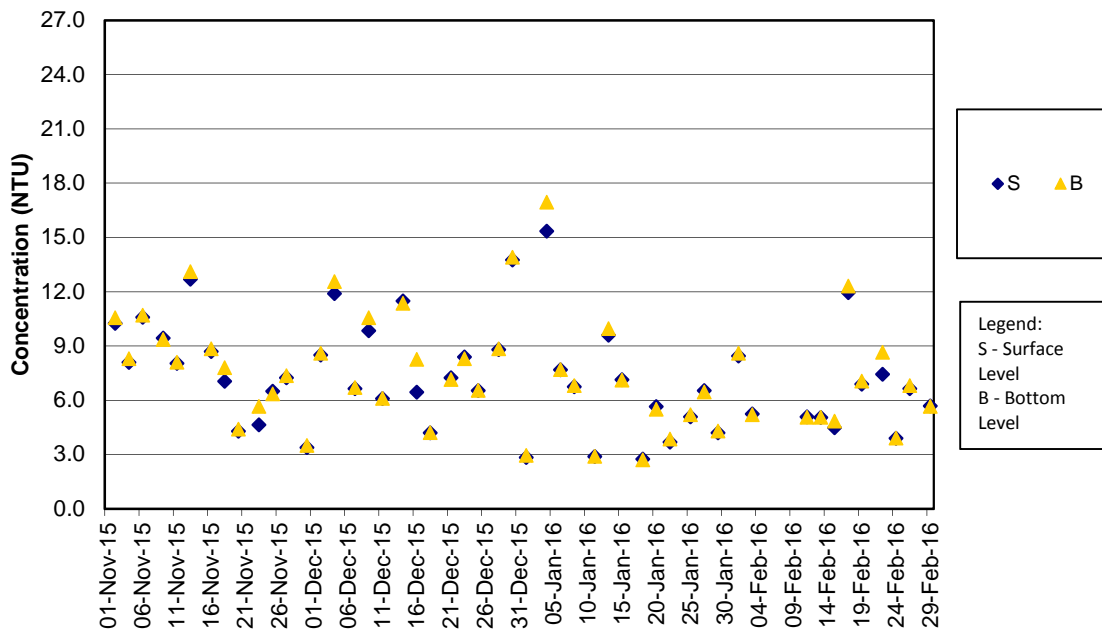
Turbidity Concentrations at Station SR3 (Mid Flood)



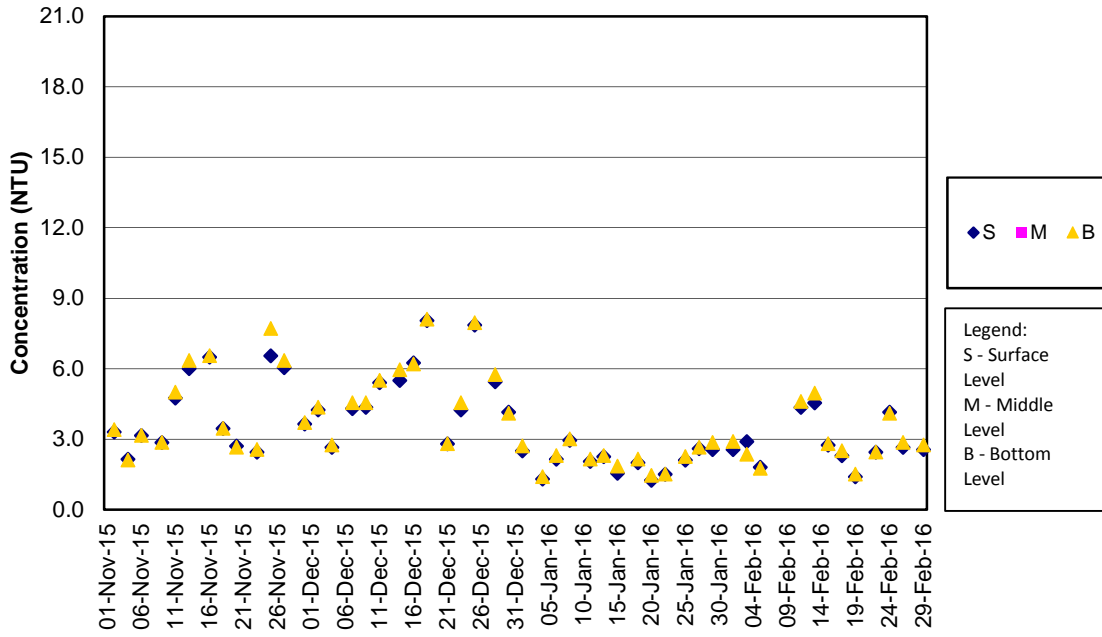
**Turbidity Concentrations at Station SR4 (Mid Ebb)**



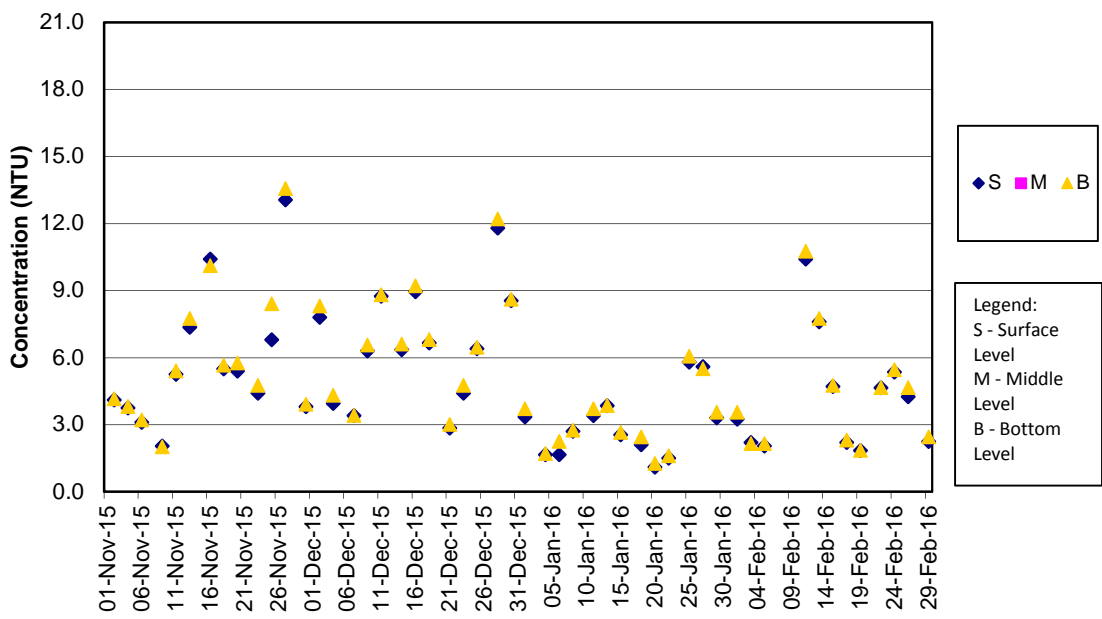
**Turbidity Concentrations at Station SR4 (Mid Flood)**



Turbidity Concentrations at Station SR5 (Mid Ebb)

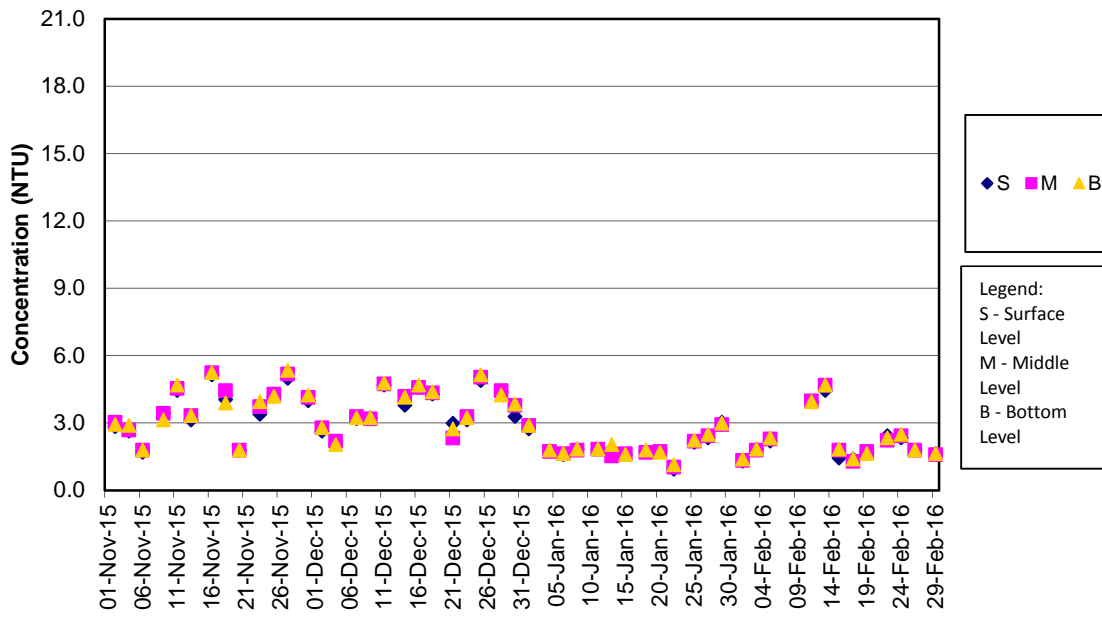


Turbidity Concentrations at Station SR5 (Mid Flood)

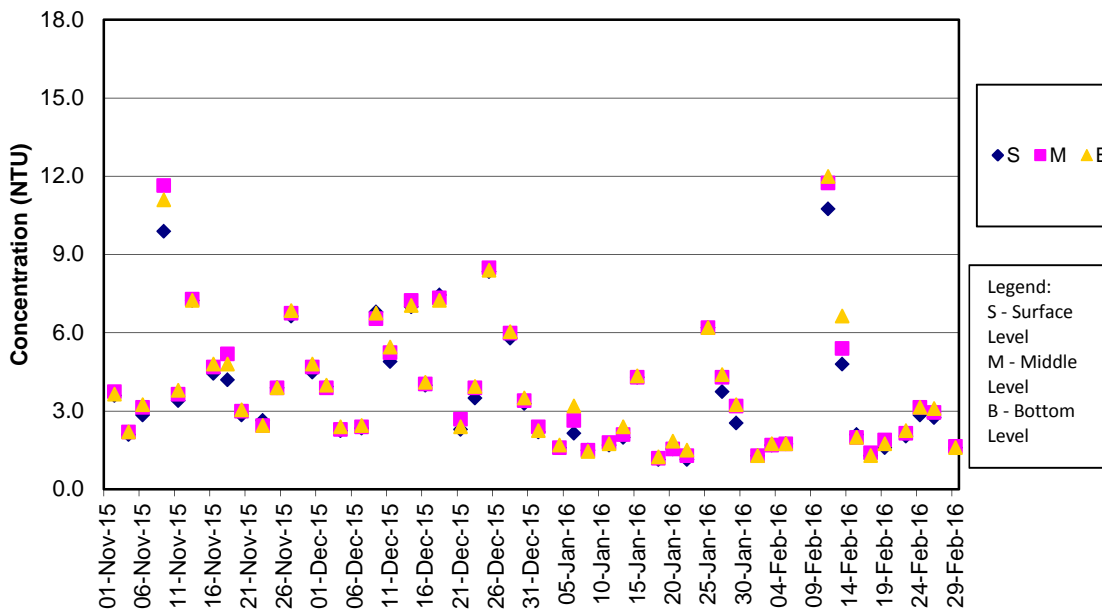




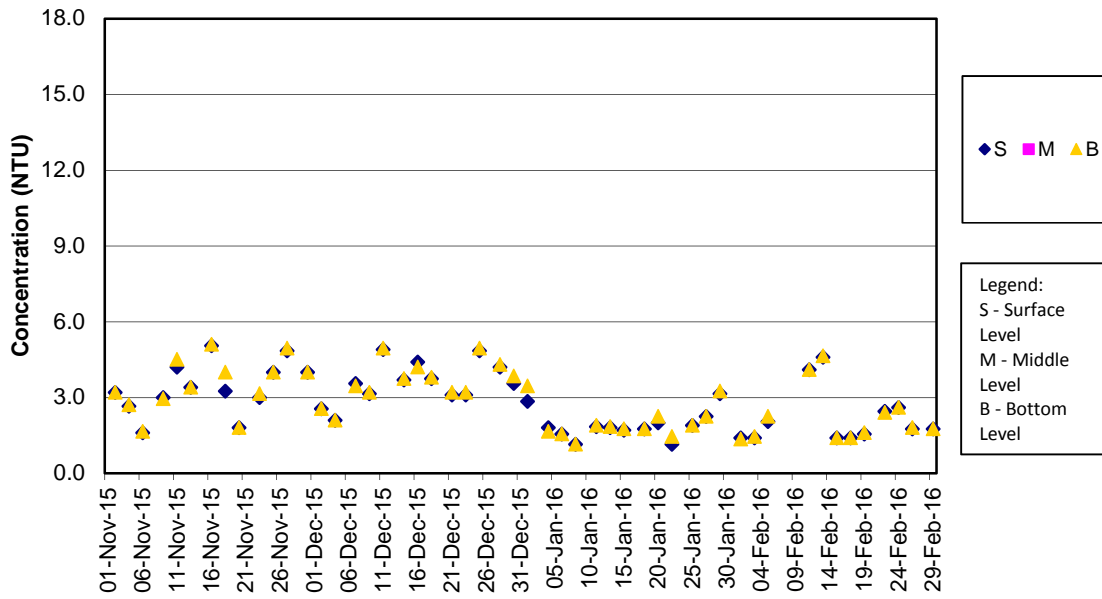
**Turbidity Concentrations at Station SR10A (Mid Ebb)**



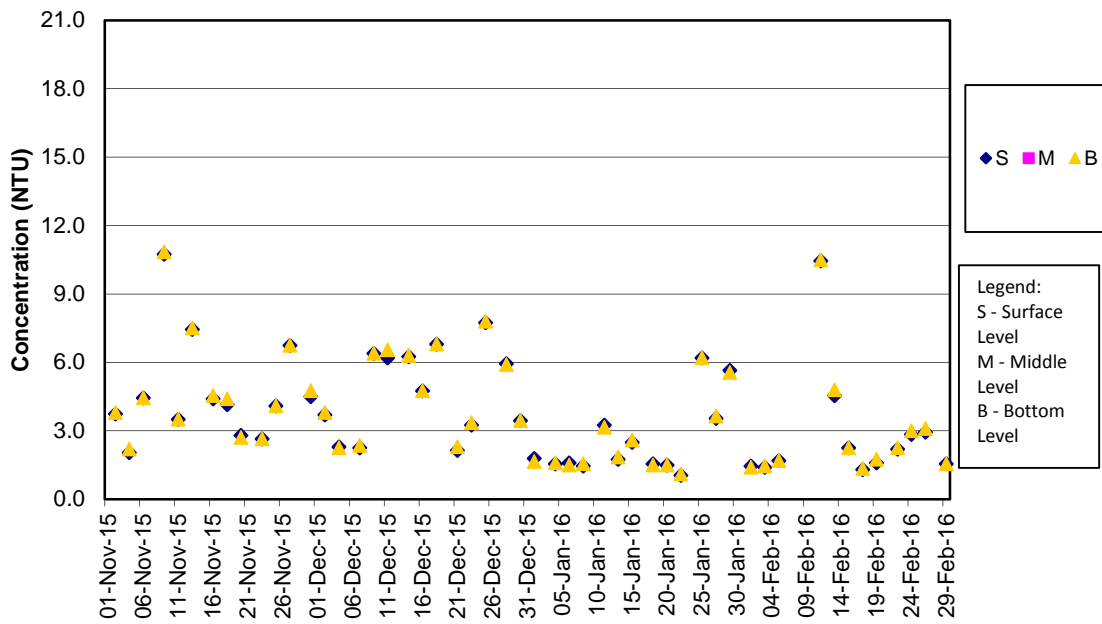
**Turbidity Concentrations at Station SR10A (Mid Flood)**



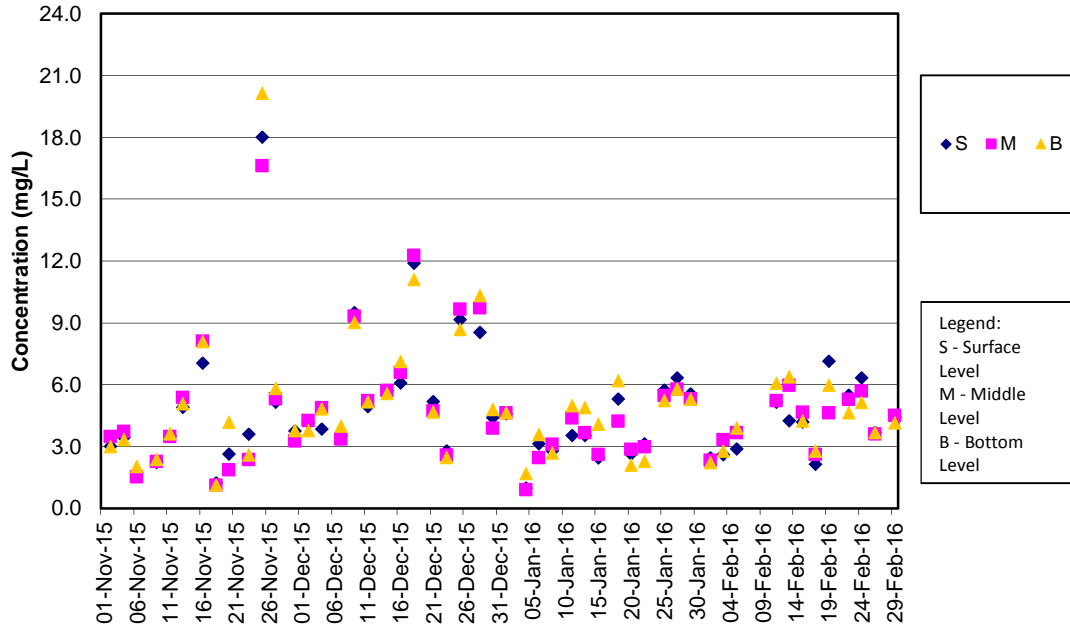
**Turbidity Concentrations at Station SR10B (Mid Ebb)**



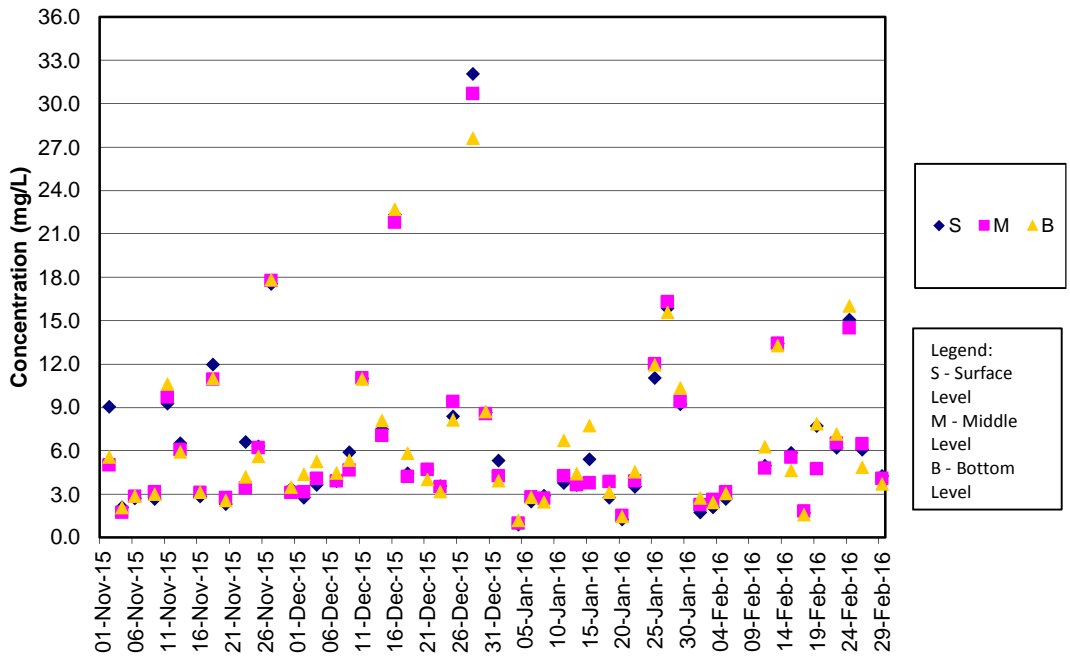
**Turbidity Concentrations at Station SR10B (Mid Flood)**



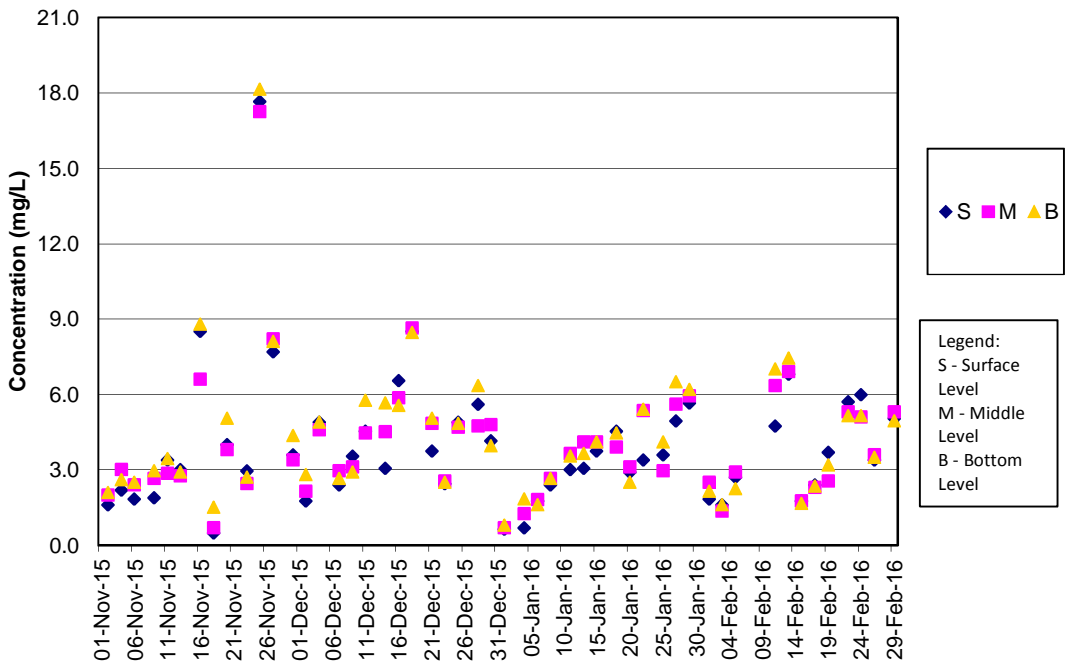
SS Concentrations at Station CS2 (Mid Ebb)



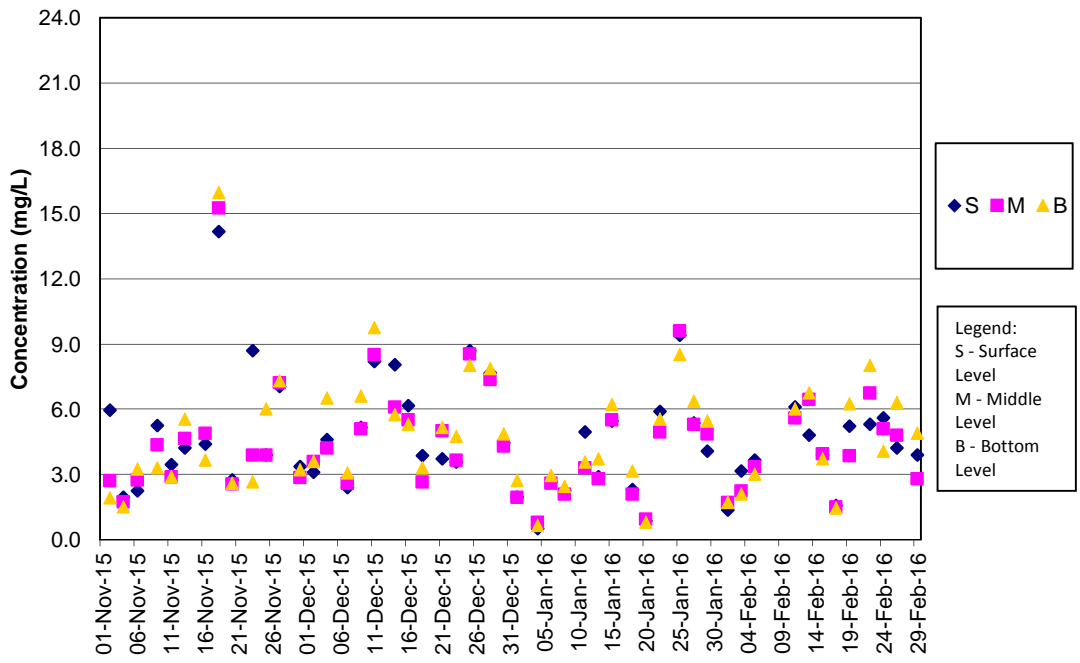
SS Concentrations at Station CS2 (Mid Flood)



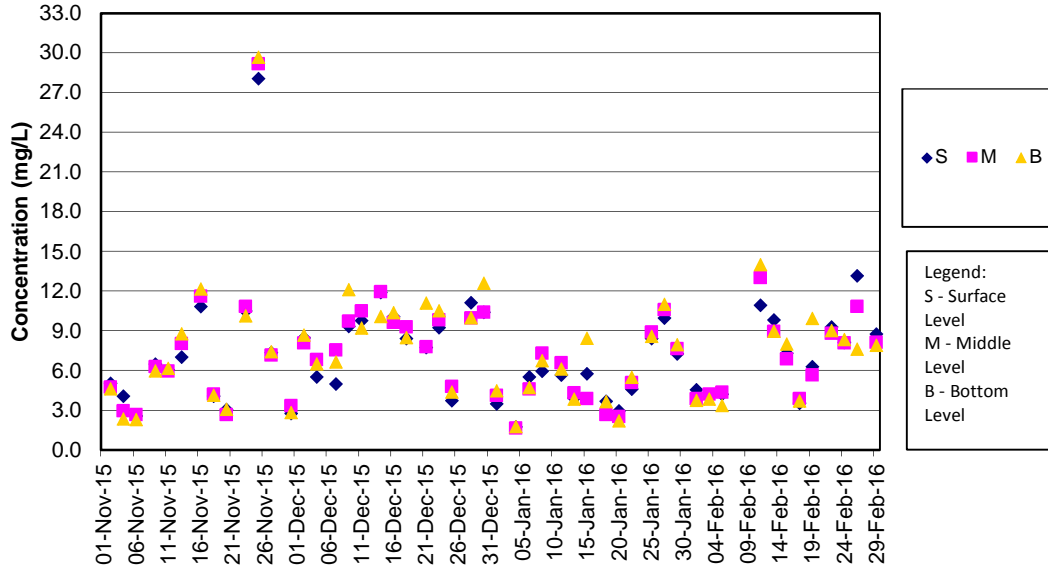
SS Concentrations at Station CS(Mf)5 (Mid Ebb)



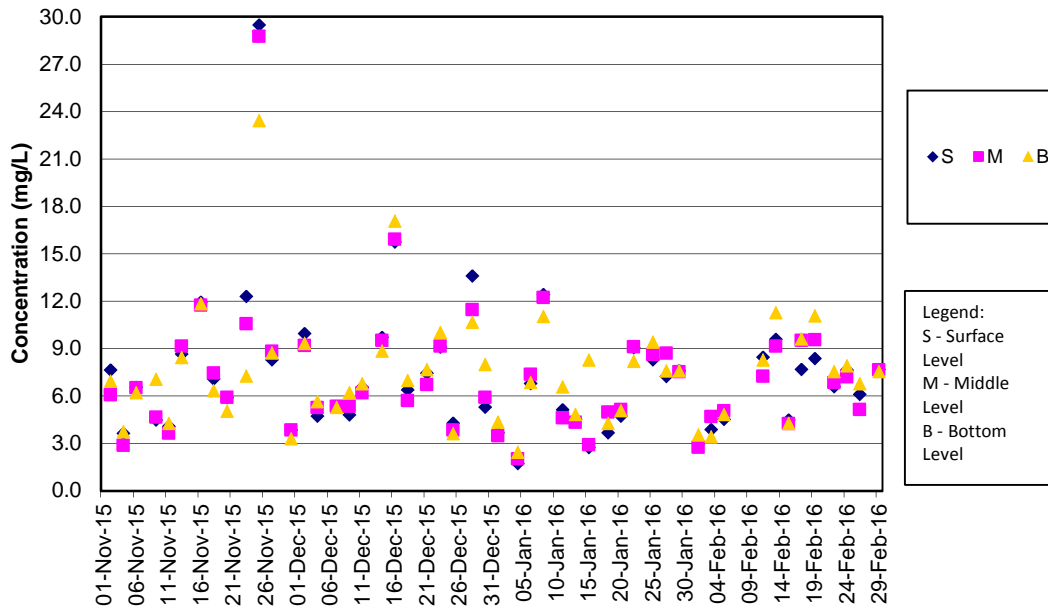
SS Concentrations at Station CS(Mf)5 (Mid Flood)



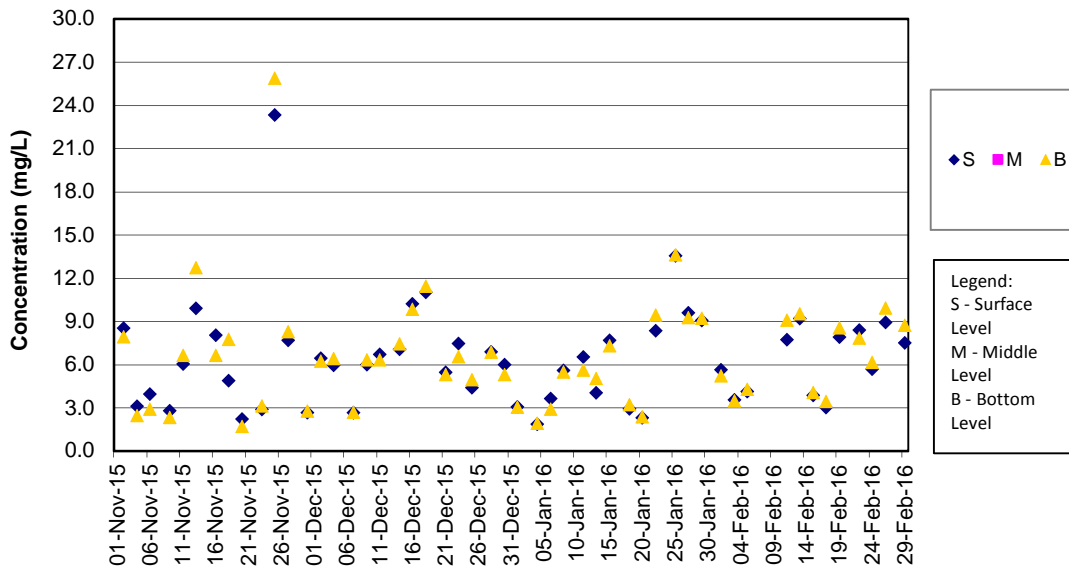
SS Concentrations at Station IS5 (Mid Ebb)



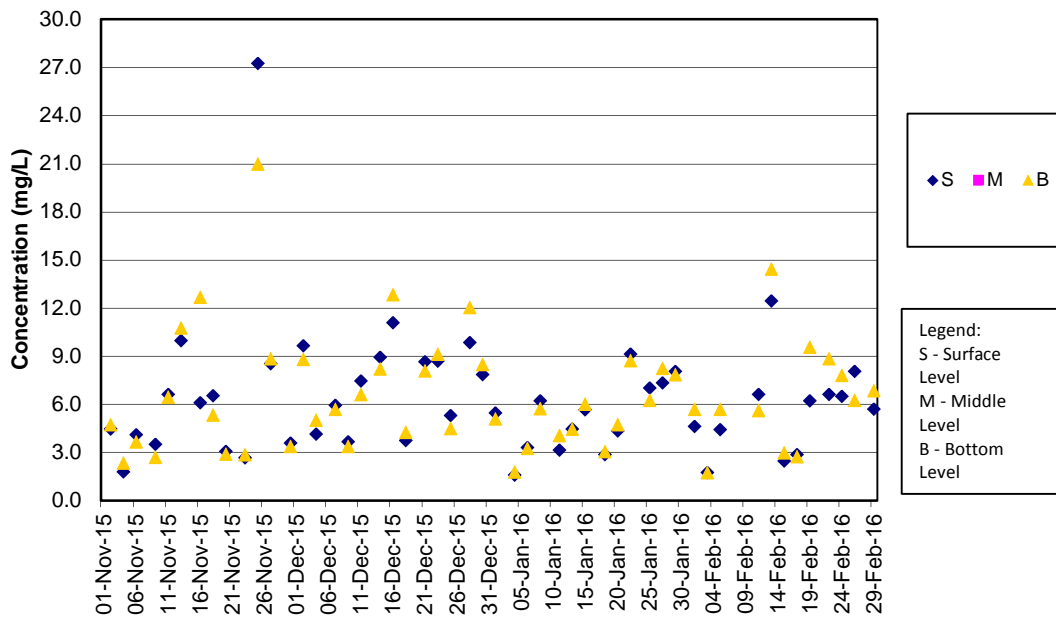
SS Concentrations at Station IS5 (Mid Flood)



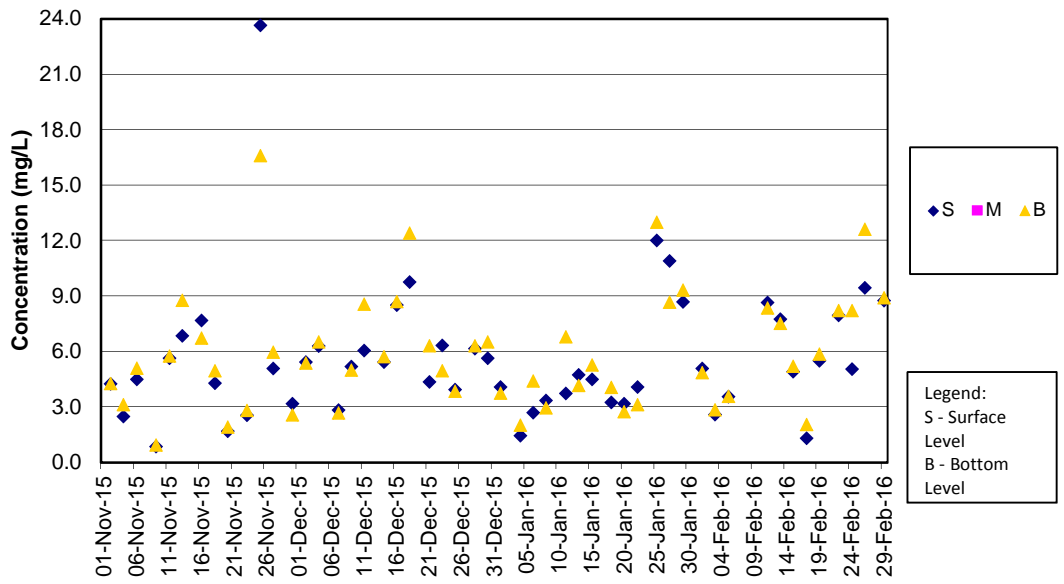
SS Concentrations at Station IS(Mf)6 (Mid Ebb)



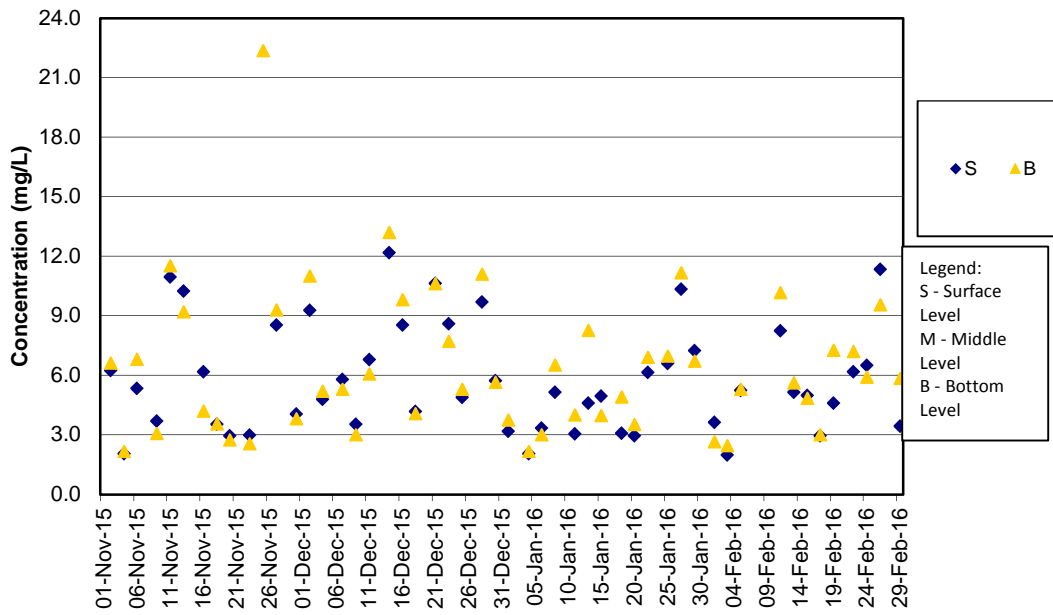
SS Concentrations at Station IS(Mf)6 (Mid Flood)



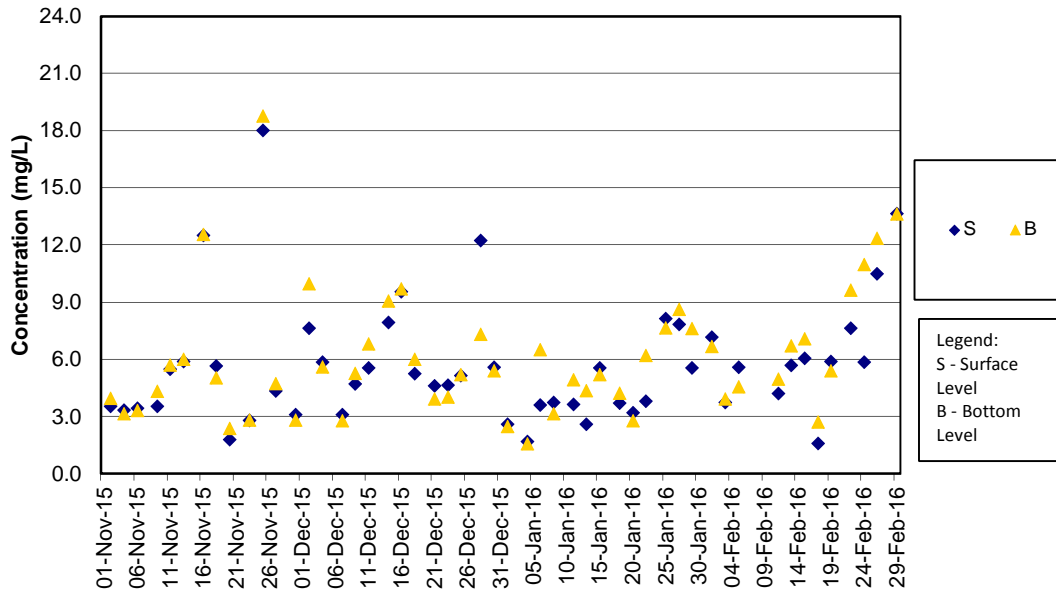
SS Concentrations at Station IS7 (Mid Ebb)



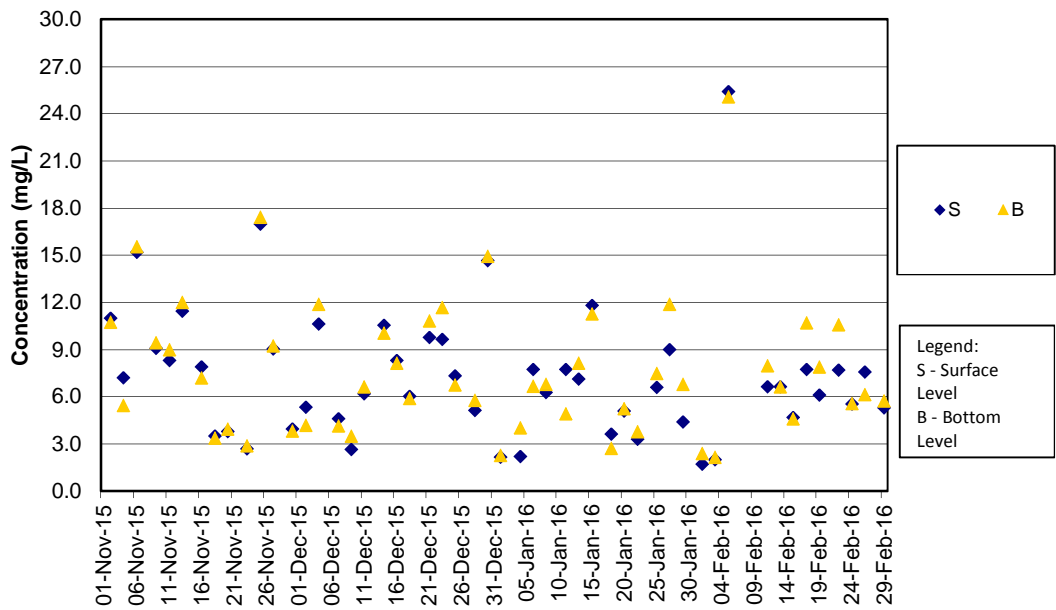
SS Concentrations at Station IS7 (Mid Flood)



SS Concentrations at Station IS8 (Mid Ebb)

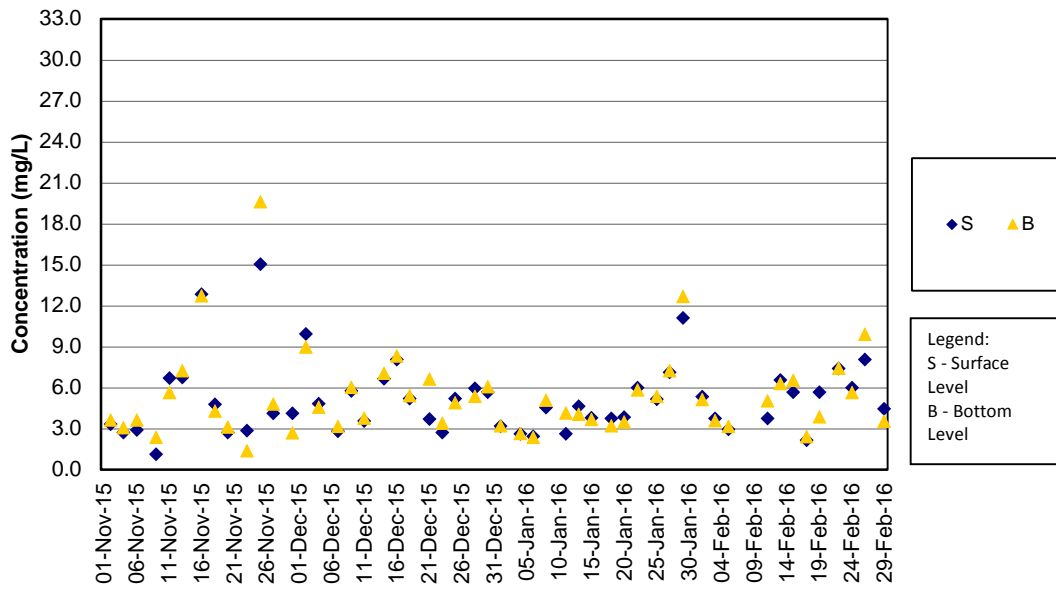


SS Concentrations at Station IS8 (Mid Flood)

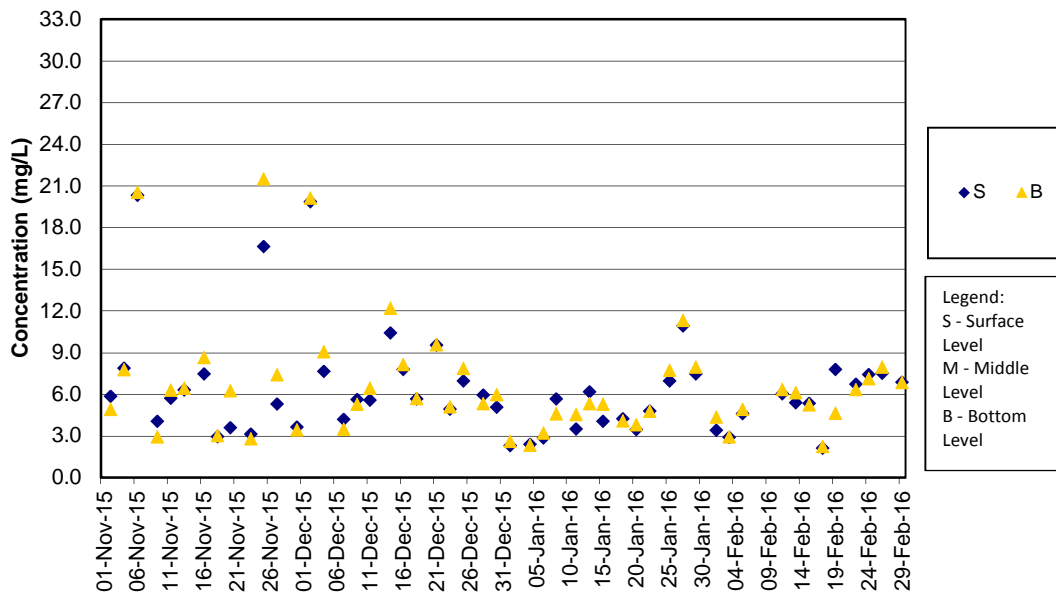




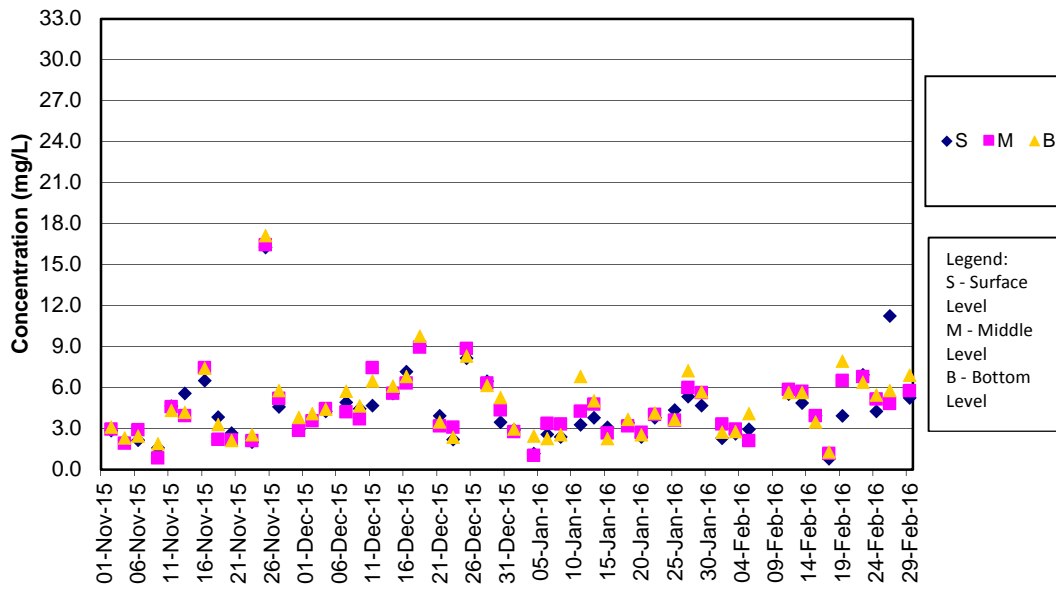
SS Concentrations at Station IS(Mf)9 (Mid Ebb)



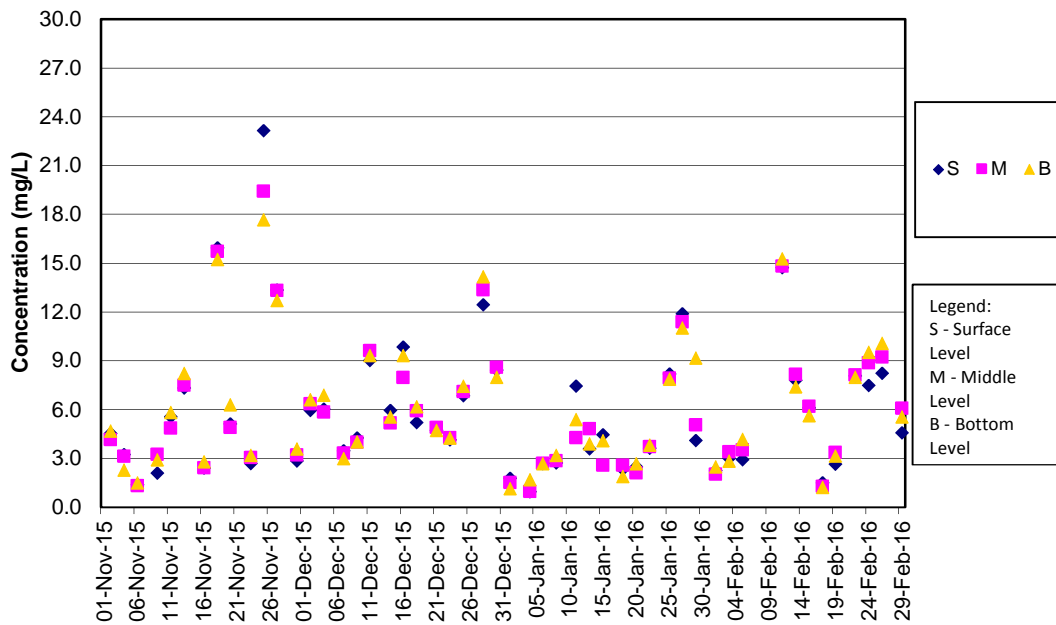
SS Concentrations at Station IS(Mf)9 (Mid Flood)



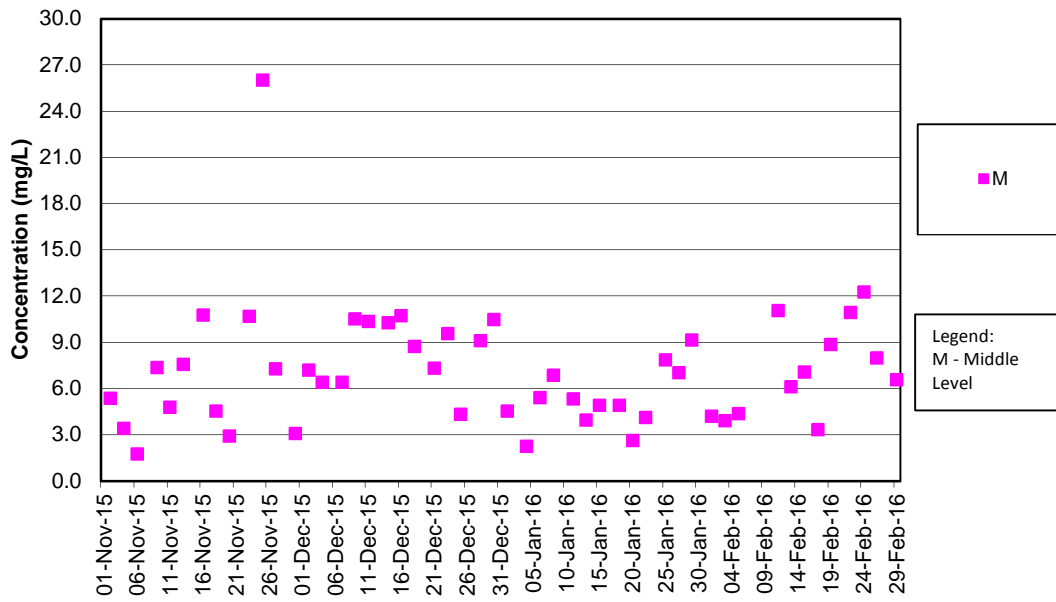
**SS Concentrations at Station IS10 (Mid Ebb)**



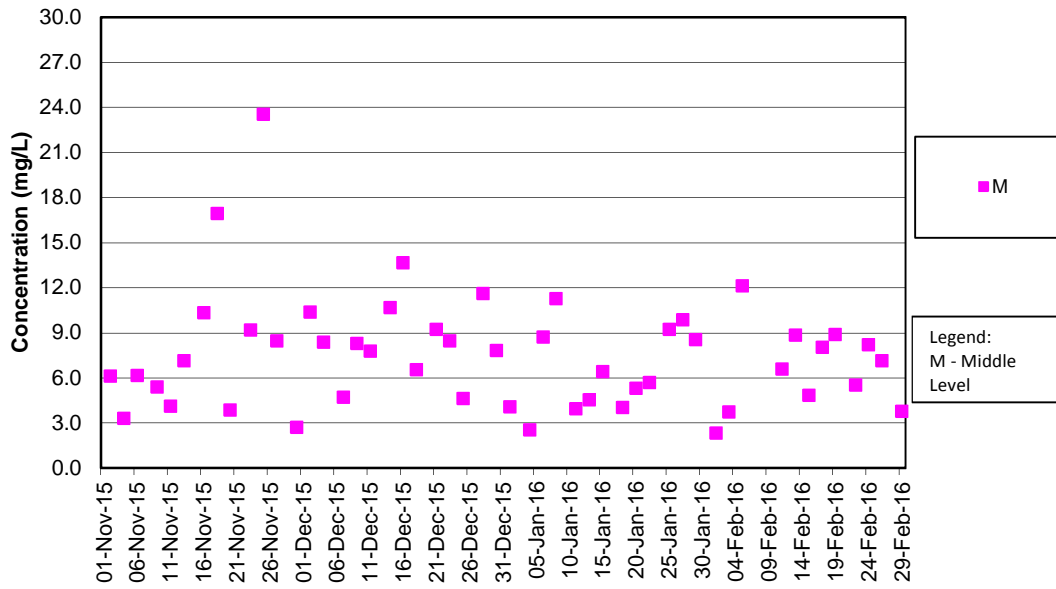
**SS Concentrations at Station IS10 (Mid Flood)**



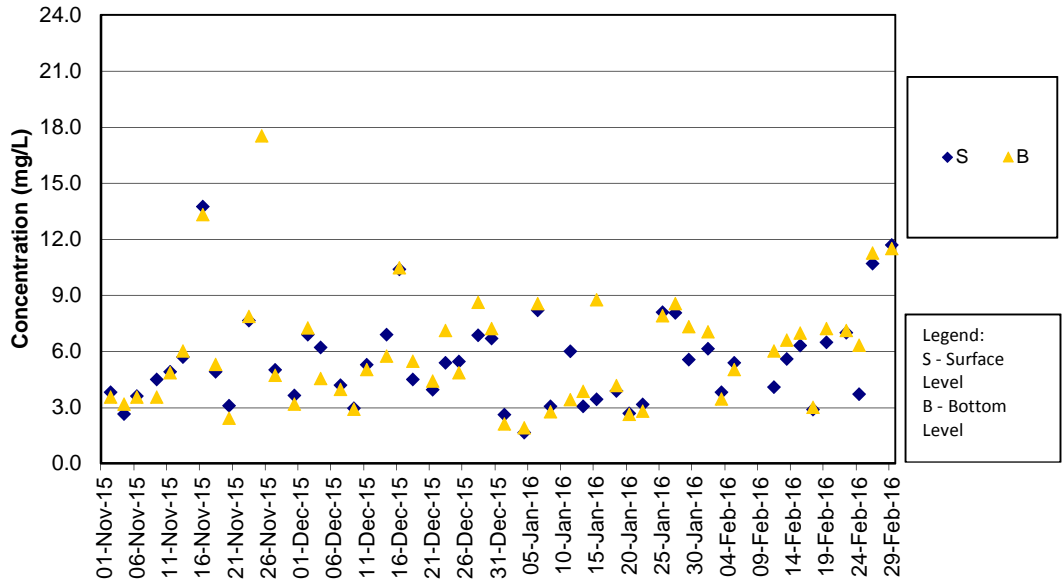
SS Concentrations at Station SR3 (Mid Ebb)



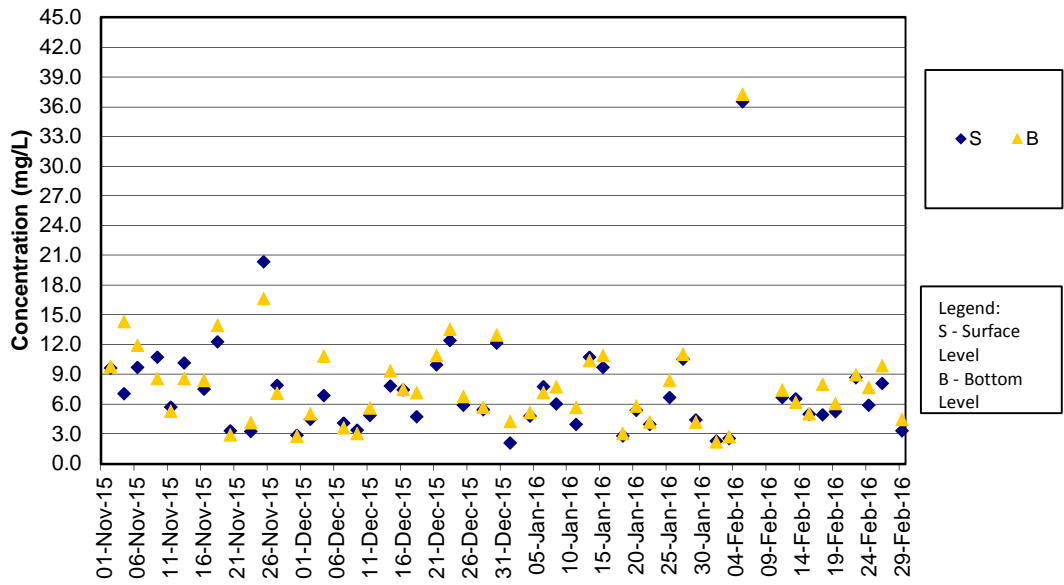
SS Concentrations at Station SR3 (Mid Flood)



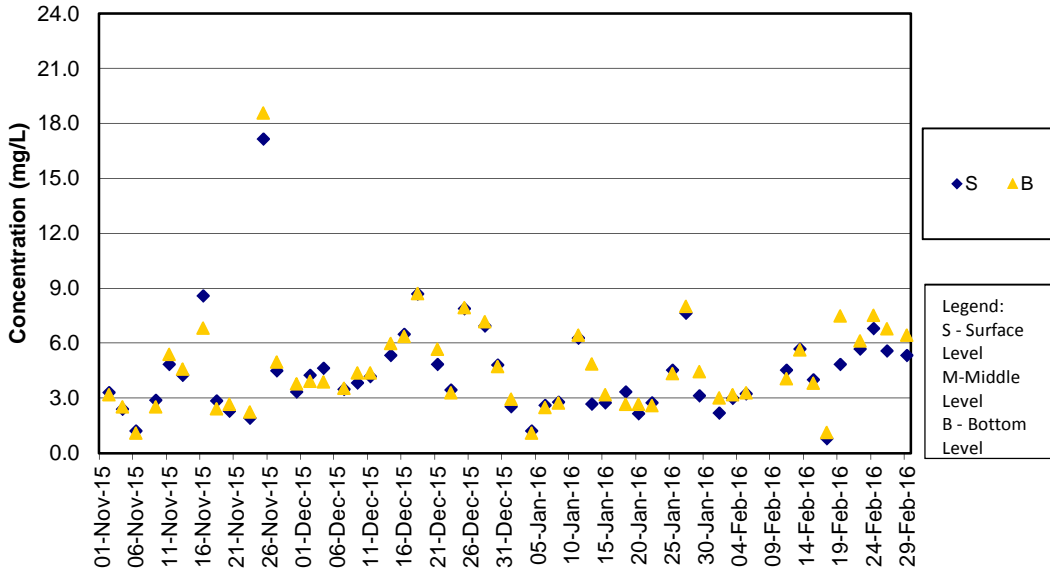
SS Concentrations at Station SR4 (Mid Ebb)



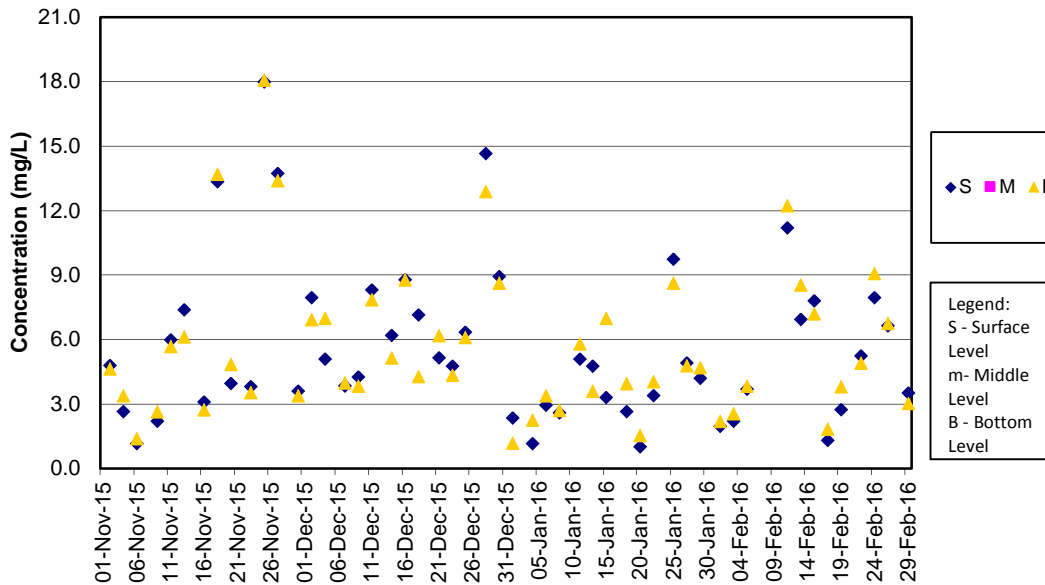
SS Concentrations at Station SR4 (Mid Flood)



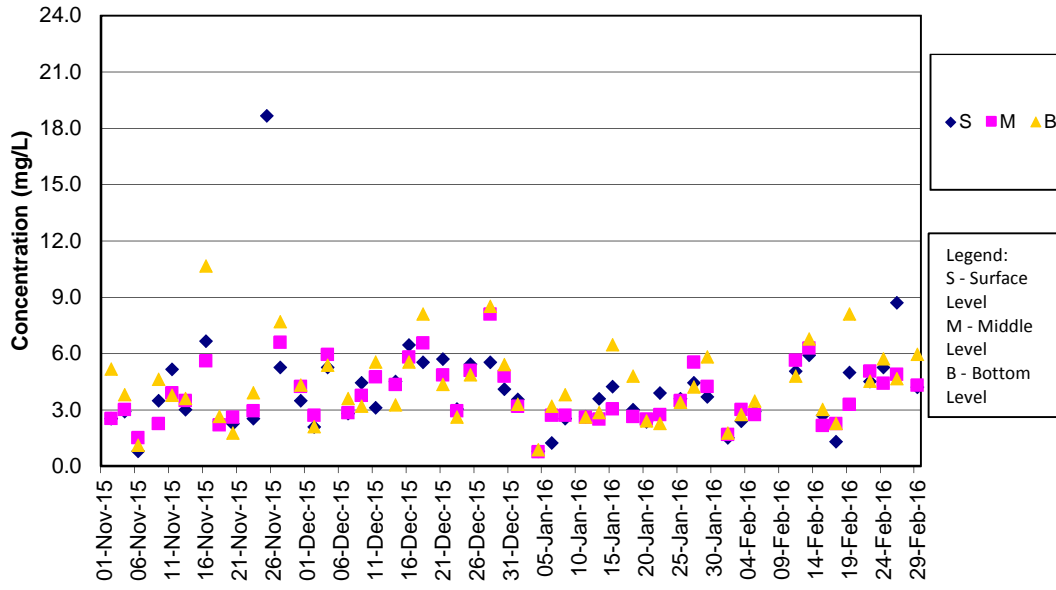
SS Concentrations at Station SR5 (Mid Ebb)



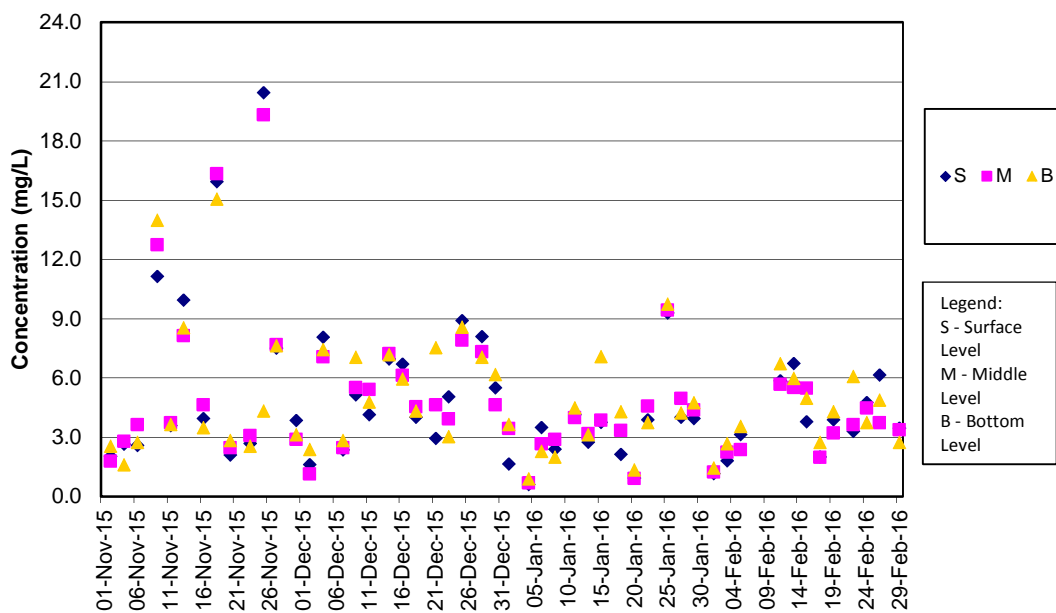
SS Concentrations at Station SR5 (Mid Flood)



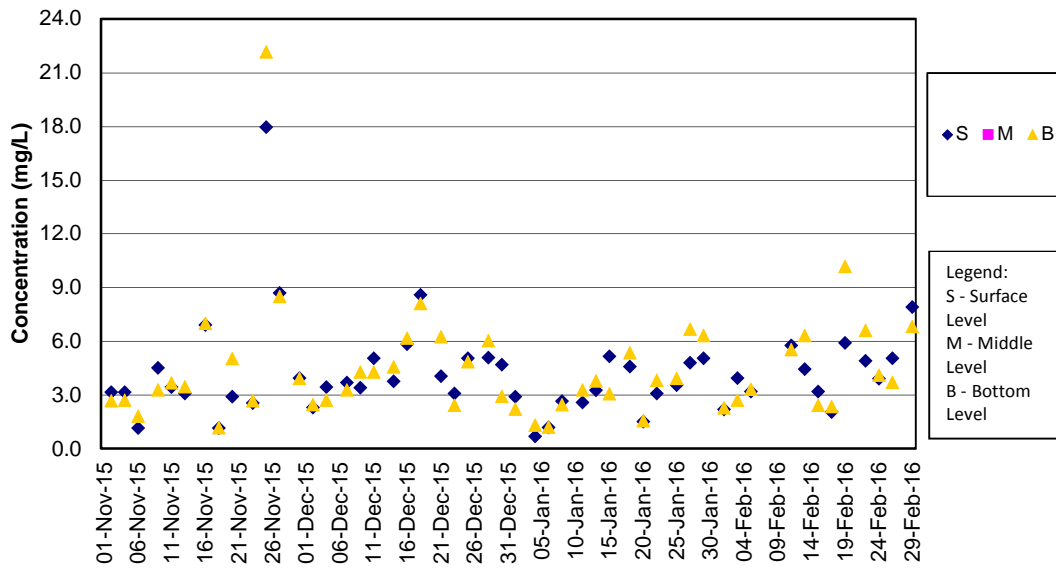
SS Concentrations at Station SR10A (Mid Ebb)



SS Concentrations at Station SR10A (Mid Flood)



SS Concentrations at Station SR10B (Mid Ebb)



SS Concentrations at Station SR10B (Mid Flood)

