

OSCAR Bioenergy Joint Venture

Contract No. EP/SP/61/10  
Organic Resources Recovery  
Centre (Phase 1):  
*Forty-seventh Monthly EM&A Report*

1 April 2019 - 30 April 2019

**Environmental Resources Management**

2507, 25/F, One Harbourfront,  
18 Tak Fung Street,  
Hung Hom, Kowloon, Hong Kong  
Telephone: (852) 2271 3000  
Facsimile: (852) 2723 5660  
E-mail: [post.hk@erm.com](mailto:post.hk@erm.com)  
<http://www.erm.com>

Meinhardt Infrastructure and Environment Limited

**Organic Resources Recovery Centre,  
Phase I**

Monthly EM&A Report  
(1 April 2019 – 30 April 2019)


(May 2019)

Verified by:                     Helen Cochrane                    



Position: Independent Environmental Checker

Date:                     14 May 2019                    



OSCAR Bioenergy Joint Venture

Contract No. EP/SP/61/10  
Organic Resources Recovery  
Centre (Phase 1):  
*Forty-seventh Monthly EM&A Report*

1 April 2019 - 30 April 2019

Reference 0279222

|   |  |
|---|--|
| For and on behalf of ERM-Hong Kong, Limited |  |
| Approved by:                                | Frank Wan  |
| Signed:                                     |    |
| Position:                                   | Partner  |
| Certified by:                               | <br>(Environmental Team Leader - Mandy To)                 |
| Certified by:                               | <br>(Registered Landscape Architect No. R-020 Peter Austin) |
| Date:                                       | 14 May 2019  |



# CONTENTS

## EXECUTIVE SUMMARY

|       |   |    |
|-------|---|----|
| 1     | INTRODUCTION                                    | 1  |
| 1.1   | PURPOSE OF THE REPORT                           | 1  |
| 1.2   | STRUCTURE OF THE REPORT                         | 1  |
| 2     | PROJECT INFORMATION                             | 3  |
| 2.1   | BACKGROUND                                      | 3  |
| 2.2   | GENERAL SITE DESCRIPTION                        | 4  |
| 2.3   | MAJOR ACTIVITIES UNDERTAKEN                     | 4  |
| 2.4   | PROJECT ORGANISATION AND MANAGEMENT STRUCTURE   | 4  |
| 2.5   | STATUS OF ENVIRONMENTAL APPROVAL DOCUMENTS      | 4  |
| 3     | ENVIRONMENTAL MONITORING AND AUDIT REQUIREMENTS | 6  |
| 3.1   | ENVIRONMENTAL MONITORING                        | 6  |
| 3.1.1 | <i>Air Quality</i>                              | 6  |
| 3.1.2 | <i>Odour</i>                                    | 8  |
| 3.2   | SITE AUDIT                                      | 11 |
| 3.2.1 | <i>Water Quality</i>                            | 11 |
| 3.2.2 | <i>Landscape and Visual</i>                     | 11 |
| 4     | MONITORING RESULTS                              | 13 |
| 4.1   | AIR QUALITY                                     | 13 |
| 4.1.1 | <i>Commissioning Phase Monitoring</i>           | 13 |
| 4.1.2 | <i>Operation Phase Monitoring</i>               | 13 |
| 4.2   | ODOUR   | 17 |
| 4.2.1 | <i>Commissioning Phase Monitoring</i>           | 17 |
| 4.2.2 | <i>Operation Phase Monitoring</i>               | 17 |
| 4.3   | WATER QUALITY                                   | 17 |
| 4.3.1 | <i>Construction Phase Monitoring</i>            | 17 |
| 4.3.2 | <i>Operation Phase Monitoring</i>               | 18 |
| 4.4   | WASTE MANAGEMENT                                | 18 |
| 4.4.1 | <i>Construction Phase Monitoring</i>            | 18 |
| 4.4.2 | <i>Operation Phase Monitoring</i>               | 19 |
| 5     | SITE AUDIT                                      | 20 |
| 5.1   | ENVIRONMENTAL SITE AUDIT                        | 20 |
| 5.1.1 | <i>Construction Phase</i>                       | 20 |
| 5.1.2 | <i>Operation Phase</i>                          | 20 |
| 5.2   | LANDSCAPE AND VISUAL AUDIT                      | 21 |
| 6     | ENVIRONMENTAL NON-CONFORMANCE                   | 22 |
| 6.1   | SUMMARY OF ENVIRONMENTAL NON-COMPLIANCE         | 22 |
| 6.2   | SUMMARY OF ENVIRONMENTAL COMPLAINT              | 23 |

|     |   |    |
|-----|---|----|
| 6.3 | <i>SUMMARY OF ENVIRONMENTAL SUMMON AND SUCCESSFUL PROSECUTION</i> | 23 |
| 7   | <i>FUTURE KEY ISSUES</i>  | 24 |
| 7.1 | <i>KEY ISSUES FOR THE COMING MONTH</i>                            | 24 |
| 8   | <i>CONCLUSIONS</i>  | 25 |

## *LIST OF TABLES*

|                  |   |
|------------------|---|
| <i>TABLE 2.1</i> | <i>SUMMARY OF ACTIVITIES UNDERTAKEN IN THE REPORTING PERIOD</i>           |
| <i>TABLE 2.2</i> | <i>SUMMARY OF ENVIRONMENTAL LICENSING, NOTIFICATION AND PERMIT STATUS</i> |
| <i>TABLE 3.1</i> | <i>SAMPLING AND LABORATORY ANALYSIS METHODOLOGY</i>                       |
| <i>TABLE 3.2</i> | <i>EMISSION LIMIT FOR CAPCS STACK</i>                                     |
| <i>TABLE 3.3</i> | <i>EMISSION LIMIT FOR CHP STACK</i>                                       |
| <i>TABLE 3.6</i> | <i>ODOUR INTENSITY LEVEL</i>  |
| <i>TABLE 3.7</i> | <i>ACTION AND LIMIT LEVELS FOR ODOUR NUISANCE</i>                         |
| <i>TABLE 3.8</i> | <i>EVENT AND ACTION PLAN FOR ODOUR MONITORING</i>                         |
| <i>TABLE 4.1</i> | <i>HOURLY AVERAGE OF PARAMETERS RECORDED FOR CAPCS</i>                    |
| <i>TABLE 4.2</i> | <i>HOURLY AVERAGE OF PARAMETERS RECORDED FOR CHP 1</i>                    |
| <i>TABLE 4.3</i> | <i>HOURLY AVERAGE OF PARAMETERS RECORDED FOR CHP 2</i>                    |
| <i>TABLE 4.4</i> | <i>HOURLY AVERAGE OF PARAMETERS RECORDED FOR CHP 3</i>                    |
| <i>TABLE 4.5</i> | <i>HOURLY AVERAGE OF PARAMETERS RECORDED FOR ASP</i>                      |
| <i>TABLE 4.5</i> | <i>RESULTS OF THE DISCHARGE SAMPLE</i>                                    |
| <i>TABLE 4.7</i> | <i>QUANTITIES OF WASTE GENERATED FROM THE CONSTRUCTION OF THE PROJECT</i> |
| <i>TABLE 4.8</i> | <i>QUANTITIES OF WASTE GENERATED FROM THE OPERATION OF THE PROJECT</i>    |

## *LIST OF ANNEXES*

|                |   |
|----------------|---|
| <i>ANNEX A</i> | <i>LOCATION OF PROJECT</i>  |
| <i>ANNEX B</i> | <i>WORKS LOCATION</i>   |
| <i>ANNEX C</i> | <i>CONSTRUCTION PROGRAMME</i>   |
| <i>ANNEX D</i> | <i>PROJECT ORGANISATION CHART AND CONTACT DETAIL</i>                      |
| <i>ANNEX E</i> | <i>CALIBRATION CERTIFICATION FOR THE ON-LINE STACK MONITORING SYSTEM</i>  |
| <i>ANNEX F</i> | <i>IMPLEMENTATION SCHEDULE OF MITIGATION MEASURES</i>                     |
| <i>ANNEX G</i> | <i>HOURLY AVERAGE OF PARAMETERS RECORDED FOR CAPCS, CHP AND ASP</i>       |
| <i>ANNEX H</i> | <i>WASTE FLOW TABLE</i>   |
| <i>ANNEX I</i> | <i>ENVIRONMENTAL COMPLAINT, ENVIRONMENTAL SUMMONS AND PROSECUTION LOG</i> |
| <i>ANNEX J</i> | <i>INVESTIGATION REPORT</i>   |

## EXECUTIVE SUMMARY

The construction works of *No. EP/SP/61/10 Organic Resources Recovery Centre Phase 1 (the Project)* commenced on 21 May 2015. This is the 47<sup>th</sup> monthly Environmental Monitoring and Audit (EM&A) report presenting the EM&A works carried out during the period from 1 to 30 April 2019 in accordance with the EM&A Manual. Substantial completion of the construction works was confirmed on 3 December 2018. In the meantime, the operation phase EM&A programme had commenced in March 2019.

### **Summary of Works undertaken during the Reporting Month**

Works undertaken in the reporting month included:

- Operation of the Project, including organic waste reception, and operation of the pre-treatment facilities, anaerobic digesters, composting facilities, air pollution control systems, on-line emission monitoring system for the Centralised Air Pollution Control Unit (CAPCS), Co-generation Units (CHP)s and Ammonia Stripping Plant (ASP), and the wastewater treatment plant;
- Process fine-tune, including adjustment of the ASP with new treatment media, modification of Continuous Environmental Monitoring System (CEMS) and Supervisory Control and Data Acquisition System (SCADA) rectification and improvement works following equipment failures and the alteration of different operation modes and measures to adapt to the high variation of SSOW nature and sources; and
- Construction of the Visitor Centre.

### **Environmental Monitoring and Audit Progress**

#### *Air Quality Monitoring*

Exceedances on odour from CAPCS, on NO<sub>x</sub> and SO<sub>2</sub> from CHP and on CO, NO<sub>x</sub>, SO<sub>2</sub>, VOCs and NH<sub>3</sub> from ASP were recorded on the on-line monitoring system. It should be noted that measurements recorded under abnormal operating conditions, e.g. start up and stopping of stacks, unstable operation, test runs and interference of sensor, are disregarded.

Exceedances in emission parameters of CAPCS, CHP and ASP were found to be a result of problems with the chemical dosing system of the air pollution control systems of the CAPCS, continuous fine-tuning of CHP setting, incomplete desulphurisation of biogas which fed to the CHPs, and tripping and stopping of ASP and the incomplete thermal combustion of the thermal combustion unit of the ASP.

The Contractor has implemented mitigation measures to control the exceedance (including the arrangement of supplier of the dosing system for the CAPCS to repair the dosing system and manual dosing of chemical to the CAPCS until the problems of the automatic dosing system is fixed; re-

adjustment for NO<sub>x</sub> control for CHP; continuous monitoring and routine maintenance of the desulphurisation column is carried out ; and tuning the thermal combustion unit of the ASP to optimise combustion efficiency and overall performance).

The Contractor has implemented mitigation measures to control the exceedance by further fine-tuning the thermal combustion unit of the ASP to optimise combustion efficiency and overall performance.

The Contractor is recommended to closely monitor the processes, including the chemical dosing system in the CAPCS, the desulphurisation process, and combustion of biogas in the ASP to rectify any abnormal operating conditions.

#### *Water Quality*

No non-compliance to the effluent discharge limit stipulated in the discharge licence issued by the EPD under the *Water Pollution Control Ordinance* was recorded during this reporting period.

#### *Waste Management*

Waste generated from the construction of the Project includes inert construction and demolition (C&D) materials (public fill) and non-inert C&D materials (construction wastes).

Inert C&D materials (public fill) include bricks, concrete, building debris, rubble and excavated spoil. In total, 199.71 tonnes of inert C&D material were generated from the construction of the Project.

Non-inert C&D materials (construction wastes) from the construction of this Project include metals, paper / cardboard packaging waste, plastics and other wastes such as general refuse. 0.00 kg of metals, 0.00 kg of papers/ cardboard packing and 0.00 kg of plastics were sent to recyclers for recycling during the reporting period. 2.92 tonnes of general refuse was disposed of at the landfill.

0.00 L of chemical waste was collected by licenced waste collector from the construction of the Project.

Waste generated from the operation of the Project includes chemical waste, waste generated from pre-treatment process and general refuse.

0.00 L of chemical waste was collected by licenced waste collector from the operation of the Project.

455.60 tonnes of waste generated from pre-treatment process from the operation of the Project was disposed of at landfill. Among waste generated from pre-treatment process from the operation of the Project, 0.00 kg of metals, 0.00 kg of papers/ cardboard packing and 0.00 kg of plastics were sent to recyclers for recycling during the reporting period.



Around 1.27 tonnes of general refuse from the operation of the Project was disposed of at landfill. Among general refuse from the operation of the Project, 0.00 kg of metals, 0.00 kg of papers/ cardboard packing and 0.00 kg of plastics were sent to recyclers for recycling during the reporting period.

### **Findings of Environmental Site Audit**

A summary of the monitoring activities undertaken in this reporting period is listed below:

- Joint Environmental Site Inspections 3 times
- Landscape & Visual Inspections 2 times

3 weekly joint environmental site inspections were carried out by the representatives of the Contractor and the ET. The IEC was also present at the joint inspections on 25 and 30 April 2019. The environmental control/mitigation measures (related to air quality, water quality, waste (including land contamination prevention), hazard-to-life and landscape and visual) recommended in the approved EIA Report and the EM&A Manual were properly implemented by the Contractor during the reporting month.

### **Environmental Exceedance/Non-conformance/Compliant/Summons and Prosecution**

Exceedances for the air emission limits for the CAPCS, CHP and ASP stacks were recorded during the reporting period.

No incident occurred during the reporting period.

No complaint/ summon/prosecution was received in this reporting period.

### **Future Key Issues**

Activities to be undertaken in the next reporting month include:

- Operation of the Project.
- Contractor should resolve the technical issue related to the on-line monitoring of methane emission (hence the calculation of the NMVOC concentration) from the CHP stacks as soon as possible and undertake bi-weekly gas sampling and laboratory analysis of NMVOC when the on-line monitoring equipment for methane is not available.
- Implementation of further measures to control the air emission from the CAPCS, CHP and ASP.
- Continue construction of the Visitor Centre.

ERM-Hong Kong, Limited (ERM) was appointed by OSCAR Bioenergy Joint Venture (the Contractor) as the Environmental Team (ET) to undertake the construction Environmental Monitoring and Audit (EM&A) programme for the *Contract No. EP/SP/61/10 of Organic Waste Treatment Facilities Phase I*, which the project name has been updated to *Organic Resources Recovery Centre (Phase I) (the Project)* since November 2017. ERM was also appointed by the Contractor to undertake the operation EM&A programme starting 1 March 2019.

### **1.1 PURPOSE OF THE REPORT**

This is the 47<sup>th</sup> EM&A report which summarises the monitoring results and audit findings for the EM&A programme during the reporting period from 1 to 30 April 2019.

### **1.2 STRUCTURE OF THE REPORT**

The structure of the report is as follows:

#### **Section 1: Introduction**

It details the scope and structure of the report.

#### **Section 2: Project Information**

It summarises the background and scope of the Project, site description, project organisation and status of the Environmental Permits (EP)/licences.

#### **Section 3: Environmental Monitoring and Audit Requirements**

It summarises the environmental monitoring requirements including monitoring parameters, programmes, methodologies, frequency, locations, Action and Limit Levels, Event/ Action Plans, as well as environmental audit requirements as recommended in the EM&A Manual and approved EIA report.

#### **Section 4: Monitoring Results**

It summarises monitoring results of the reporting period.

#### **Section 5: Site Audit**

It summarises the audit findings of the environmental as well as landscape and visual site audits undertaken within the reporting period.

#### **Section 6: Environmental Non-conformance**

It summarises any exceedance of environmental performance standard, environmental complaints and summons received within the reporting period.

***Section 7: Further Key Issues***

It summarises the impact forecast for the next reporting month.

***Section 8: Conclusions***

**2.1****BACKGROUND**

The Organic Resources Recovery Centre (ORRC) Phase I development (hereinafter referred to as “the Project”) is to design, construct and operate a biological treatment facility with a capacity of about 200 tonnes per day and convert source-separated organic waste from commercial and industrial sectors (mostly food waste) into compost and biogas through proven biological treatment technologies. The location of the Project site is shown in *Annex A*.

The environmental acceptability of the construction and operation of the Project had been confirmed by findings of the associated Environmental Impact Assessment (EIA) Study completed in 2009. The Director of Environmental Protection (DEP) approved this EIA Report under the *Environmental Impact Assessment Ordinance* (EIAO) (Cap. 499) in February 2010 (Register No.: AEIAR-149/2010) (hereafter referred to as the approved EIA Report). Subsequent Report on Re-assessment on Environmental Implications and Report on Re-assessment on Hazard to Life Implications were completed in 2013, respectively.

An Environmental Permit (EP) (No. EP-395/2010) was issued by the DEP to the EPD (Project Team), the Permit Holder, on 21 June 2010 and varied on 18 March 2013 (No. EP-395/2010/A) and 21 May 2013 (No. EP-395/2010/B), respectively. The Design Build and Operate Contract for the ORRC Phase 1 (Contract No. EP/SP/61/10 Organic Resources Recovery Centre (Phase 1) (the Contract)) was awarded to SITA Waste Services Limited, ATAL Engineering Limited and Ros-Roca, Sociedad Anonima jointly trading as the OSCAR Bioenergy Joint Venture (OSCAR or the Contractor). A Further EP (No. FEP-01/395/2010/B) was issued by the DEP to the OSCAR on 16 February 2015. Variation to both EPs (Nos. EP-395/2010/B and FEP-01/395/2010/B) were made in December 2015. The latest EPs, Nos. EP-395/2010/C and FEP-01/395/2010/C, were issued by the DEP on 21 December 2015.

Under the requirements of Condition 5 of the EP (No. FEP-01/395/2010/C), an Environmental Monitoring and Audit (EM&A) programme as set out in the approved EM&A Manual (hereinafter referred to as EM&A Manual) is required to be implemented during the construction and operation of the Project. ERM-Hong Kong, Ltd (ERM) has been appointed by OSCAR as the Environmental Team (ET) for the construction phase EM&A programme and the Monitoring Team (MT) for the operation phase EM&A programme for the implementation of the EM&A programme in accordance with the requirements of the EP and the approved EM&A Manual.

The construction works commenced on 21 May 2015. The construction phase

EM&A programme was completed in end of March 2019 <sup>(1)</sup>. The operation phase of the EM&A programme commenced on 1 March 2019.

## 2.2 GENERAL SITE DESCRIPTION

The Project Site is located at Siu Ho Wan in North Lantau with an area of about 2 hectares. The layout of the Project Site is illustrated in *Annex A*. The facility received and treated an average of 100 tonnes of source separated organic waste per day during the reporting month.

## 2.3 MAJOR ACTIVITIES UNDERTAKEN

A summary of the major activities undertaken in the reporting period is shown in *Table 2.1*. The site layout plan is shown in *Annex B*. The construction programme is shown in *Annex C*.

**Table 2.1** *Summary of Activities Undertaken in the Reporting Period*

| Activities Undertaken in the Reporting Period |  |
|---|--|
| •   | Systems being operated – waste reception, pre-treatment, CAPCS extraction, the digesters, the centrifuge, the composting tunnels the desulphurisation, the emergency flare, the CHPs, the ASP and the biological waste water treatment plant (about 100-130 t/d SSOW input);                     |
| •   | Process fine-tune – adjustment of the ASP operational parameters with new treatment media, CEMS/SCADA modification and improvement work following equipment failures and the alteration of different operation modes and measures to adapt to the high variation of SSOW nature and sources; and |
| •   | Construction of the Visitor Centre.  |

## 2.4 PROJECT ORGANISATION AND MANAGEMENT STRUCTURE

The project organisation chart and contact details are shown in *Annex D*.

## 2.5 STATUS OF ENVIRONMENTAL APPROVAL DOCUMENTS

A summary of the valid permits, licences, and/or notifications on environmental protection for this Project is presented in *Table 2.2*.

**Table 2.2** *Summary of Environmental Licensing, Notification and Permit Status*

| Permit/ Licences/ Notification                   | Reference         | Validity Period         | Remarks                            |
|--|-------------------|-------------------------|------------------------------------|
| Environmental Permit                             | FEP-01/395/2010/C | Throughout the Contract | Permit granted on 21 December 2015 |
| Notification of Construction Works under the Air | Ref No. 386715    | Throughout the Contract | -                                  |

(1) As some of the minor items are yet to be closed out in March 2019, the construction phase EM&A programme and Operation Phase EM&A programme were undertaking in parallel in March 2019.

| Permit/ Licences/<br>Notification                      | Reference  | Validity Period                                    | Remarks                         |
|--|--|--|---------------------------------|
| Pollution Control<br>(Construction Dust)<br>Regulation |  |  |                                 |
| Effluent Discharge<br>License                          | WT00024352-2016                                  | 3 June 2016 – 30<br>June 2021                      | Approved on 3 June<br>2016      |
| Construction Noise<br>Permit – P1&P2                   | GW-RW0538-18<br>(Superseded CNP<br>GW-RW0229-18) | 21 January 2019-20<br>July 2019                    | Approved on 31<br>December 2018 |
| Chemical Waste<br>Producer Registration                | WPN 5213-961-<br>O2231-01                        | Throughout the<br>Contract                         | Approved on 29 April<br>2015    |
| Chemical Waste<br>Producer Registration                | WPN 5213-961-<br>O2231-02                        | Throughout the<br>implementation of<br>the Project | Approved on 10<br>November 2017 |
| Waste Disposal<br>Billing Account                      | Account number:<br>702310                        | Throughout the<br>Contract                         | -                               |

### 3.1 ENVIRONMENTAL MONITORING

The air quality (including odour) monitoring to be carried out during the commissioning and operation phase of the Project are described below. No monitoring for noise, waste, land contamination, hazard-to-life and landscape and visual are required during construction and operation phases of the Project. Although water quality monitoring is not required for the construction and operation phases under the EM&A programme, there are water quality monitoring requirement under the Water Discharge Licence of the plant under the *Water Pollution Control Ordinance* (WPCO). As part of this EM&A programme, the monitoring results will be reviewed to check the compliance with the WPCO requirements.

#### 3.1.1 Air Quality

According to the EM&A Manual and EP requirements, stack monitoring are required during the commissioning and operation phase of the Project.

On-line monitoring (using continuous environmental monitoring system (CEMS) shall be carried out for the centralised air pollution unit (CAPCS), cogeneration units (CHP) and the ammonia stripping plant (ASP) during the commissioning and operation phase. The calibration certificate for the on-line monitoring equipment is provided in *Annex E*.

The monitoring data is transmitted instantaneously to EPD (Regional Office) by telemetry system.

When the on-line monitoring for certain parameter cannot be undertaken, monitoring will be carried out using the following methodology approved by the EPD.

**Table 3.1** *Sampling and Laboratory Analysis Methodology*

| Parameters  | Method          | Stacks to be Monitored  |
|---|-----------------|---|
| Gaseous and vaporous organic substances (including methane) | USEPA Method 18 | <ul style="list-style-type: none"> <li>• CAPCS</li> <li>• CHP</li> <li>• ASP</li> </ul> |
| Particulate   | USEPA Method 5  | <ul style="list-style-type: none"> <li>• CAPCS</li> <li>• CHP</li> <li>• ASP</li> </ul> |
| Carbon monoxide (CO)  | USEPA Method 10 | <ul style="list-style-type: none"> <li>• CHP</li> <li>• ASP</li> </ul>                  |
| Nitrogen oxides (NO <sub>x</sub> )                          | USEPA Method 7E | <ul style="list-style-type: none"> <li>• CHP</li> <li>• ASP</li> </ul>                  |
| Sulphur dioxide (SO <sub>2</sub> );                         | USEPA Method 6  | <ul style="list-style-type: none"> <li>• CHP</li> <li>• ASP</li> </ul>                  |

| Parameters  | Method           | Stacks to be Monitored  |
|---|------------------|---|
| Hydrogen chloride (HCl)   | USEPA Method 26A | <ul style="list-style-type: none"> <li>• CHP</li> <li>• ASP</li> </ul>                  |
| Hydrogen fluoride (HF)  | USEPA Method 26A | <ul style="list-style-type: none"> <li>• CHP</li> <li>• ASP</li> </ul>                  |
| Oxygen (O <sub>2</sub> );   | USEPA Method 3A  | <ul style="list-style-type: none"> <li>• CAPCS</li> <li>• CHP</li> <li>• ASP</li> </ul> |
| Velocity and Volumetric Flow  | USEPA Method 2   | <ul style="list-style-type: none"> <li>• CAPCS</li> <li>• CHP</li> <li>• ASP</li> </ul> |
| Ammonia (NH <sub>3</sub> )  | USEPA CTM 027    | <ul style="list-style-type: none"> <li>• ASP</li> </ul>                                 |
| Odour (including NH <sub>3</sub> and H <sub>2</sub> S)  | EN 13725         | <ul style="list-style-type: none"> <li>• CAPCS</li> </ul>                               |
| Water vapour content (continuous measurement of the water vapour content should not be required if the sample exhaust gas is dried before the emissions are analysed) | USEPA Method 4   | <ul style="list-style-type: none"> <li>• CAPCS</li> <li>• CHP</li> <li>• ASP</li> </ul> |
| Temperature   | USEPA Method 4   | <ul style="list-style-type: none"> <li>• CAPCS</li> <li>• CHP</li> <li>• ASP</li> </ul> |

With reference to the EM&A Manual, the air emission of the stacks shall meet the following emission limits as presented in *Tables 3.2 to 3.5*.

**Table 3.2** *Emission Limit for CAPCS Stack*

| Parameter  | Emission Level (mg/Nm <sup>3</sup> ) <sup>(a)</sup> |
|--|---|
| VOCs (including methane)                             | 680   |
| Dust (or Total Suspended Particulates (TSP))         | 6   |
| Odour (including NH <sub>3</sub> & H <sub>2</sub> S) | 220 <sup>(b)</sup>                                  |

**Notes:**  
(a) Hourly average concentration  
(b) The odour unit is OU/Nm<sup>3</sup>

**Table 3.3** *Emission Limit for CHP Stack*

| Parameter                               | Maximum Emission Level (mg/Nm <sup>3</sup> ) <sup>(a) (b)</sup> |
|---|---|
| Dust (or Total Suspended Particulates)  | 15  |
| Carbon Monoxide                         | 650   |
| NO <sub>x</sub>                         | 300   |
| SO <sub>2</sub>                         | 50  |
| NMVOCS                                  | 150   |
| VOCs (including methane) <sup>(c)</sup> | 1,500   |
| HCl                                     | 10  |
| HF                                      | 1   |

**Notes:**  
(a) All values refer to an oxygen content in the exhaust gas of 6% and dry basis.  
(b) Hourly average concentration



| Parameter   | Maximum Emission Level (mg/Nm <sup>3</sup> ) (a) (b) |
|---|--|
| (c) The VOCs emission limit include methane as biogas is adopted as fuel in the combustion process. |  |

**Table 3.4** *Emission Limit for ASP Stack*

| Parameter                              | Maximum Emission Level (mg/Nm <sup>3</sup> ) (a) (b) |
|--|--|
| Dust (or Total Suspended Particulates) | 5  |
| Carbon Monoxide                        | 100  |
| NO <sub>x</sub>                        | 200  |
| SO <sub>2</sub>                        | 50   |
| VOCs (including methane) (c)           | 20   |
| NH <sub>3</sub>                        | 35   |
| HCl                                    | 10   |
| HF                                     | 1  |

**Notes:**

- (a) All values refer to an oxygen content in the exhaust gas of 11% and dry basis.
- (b) Hourly average concentration
- (c) The VOCs emission limit include methane as biogas is adopted as fuel in the combustion process.

**Table 3.5** *Emission Limit for Standby Flaring Gas Unit* <sup>(1)</sup>

| Parameter                              | Maximum Emission level (mg/Nm <sup>3</sup> ) (a) (b) |
|--|--|
| Dust (or Total Suspended Particulates) | 5  |
| Carbon Monoxide                        | 100  |
| NO <sub>x</sub>                        | 200  |
| SO <sub>2</sub>                        | 50   |
| VOCs (including methane) (c)           | 20   |
| HCl                                    | 10   |
| HF                                     | 1  |

**Notes:**

- (a) All values refer to an oxygen content in the exhaust gas of 11% and dry basis.
- (b) Hourly average concentration
- (c) The VOCs emission limit include methane as biogas is adopted as fuel in the combustion process.

### 3.1.2 Odour

To determine the effectiveness of the proposed odour mitigation measures and to ensure that the operation of the ORRC1 will not cause adverse odour impacts, odour monitoring of the CAPCS stack (see *Section 3.1.1*) and odour patrol will be carried out.

Odour patrol shall be conducted by independent trained personnel/ competent persons in summer months (i.e. from July to September) for the first two operational years of ORRC1 at monthly intervals along an odour patrol route at the Project Site boundary as shown in *Annex A*.

(1) A standby facility. Only operate when the CHPs are not in operation or when the biogas generated exceeded the utilisation rate of the CHPs.

The perceived odour intensity is divided into 5 levels. *Table 3.6* describes the odour intensity for different levels.

**Table 3.6** *Odour Intensity Level*

| Level | Odour Intensity  |
|-------|--|
| 0     | Not detected. No odour perceived or an odour so weak that it cannot be easily characterised or described |
| 1     | Slight identifiable odour, and slight chance to have odour nuisance                                      |
| 2     | Moderate identifiable odour, and moderate chance to have odour nuisance                                  |
| 3     | Strong identifiable, likely to have odour nuisance   |
| 4     | Extreme severe odour, and unacceptable odour level   |

*Table 3.7* shows the action level and limit level to be used for odour patrol. Should any exceedance of the action and limit levels occurs, actions in accordance with the event and action plan in *Table 3.8* should be carried out.

**Table 3.7** *Action and Limit Levels for Odour Nuisance*

| Parameter   | Action Level  | Limit Level   |
|---|---|---|
| Odour Nuisance (from odour patrol)  | When one documented compliant is received <sup>(a)</sup> , or Odour Intensity of 2 is measured from odour patrol. | Two or more documented complaints are received <sup>(a)</sup> within a week; or<br>Odour intensity of 3 or above is measured from odour patrol. |
| <b>Note:</b>  |   |   |
| (a) Once the complaint is received by the Project Proponent (EPD), the Project Proponent would investigate and verify the complaint whether it is related to the potential odour emission from the ORRC1 and its on-site wastewater treatment unit. |   |   |

**Table 3.8** *Event and Action Plan for Odour Monitoring*

| Event   | Action  |  |
|---|---|--|
|   | Person-in-charge of Odour Monitoring  | Project Proponent <sup>(a)</sup>   |
| <b>Action Level</b>   |   |  |
| Exceedance of action level (Odour Patrol)                     | <ol style="list-style-type: none"> <li>1. Identify source/reason of exceedance;</li> <li>2. Repeat odour patrol to confirm finding.</li> </ol>  | <ol style="list-style-type: none"> <li>1. Carry out investigation to identify the source/reason of exceedance. Investigation should be completed within 2 weeks;</li> <li>2. Rectify any unacceptable practice;</li> <li>3. Implement more mitigation measures if necessary;</li> <li>4. Inform Drainage Services Department (DSD) or the operator of the Siu Ho Wan Sewage Treatment Works (SHWSTW) if exceedance is considered to be caused by the operation of the SHWSTW.</li> <li>5. Inform North Lantau Refuse Transfer Station (NLTS) operator if exceedance is considered to be caused by the operation of NLTS.</li> </ol>                              |
| Exceedance of action level (Odour Complaints)                 | <ol style="list-style-type: none"> <li>1. Identify source/reason of exceedance;</li> <li>2. Carry out odour patrol to determinate odour intensity.</li> </ol>   | <ol style="list-style-type: none"> <li>1. Carry out investigation and verify the complaint whether it is related to potential odour emission from the nearby SHWSTW;</li> <li>2. Carry out investigation to identify the source/reason of exceedance. Investigation should be completed within 2 weeks;</li> <li>3. Rectify any unacceptable practice;</li> <li>4. Implement more mitigation measures if necessary;</li> <li>5. Inform DSD or the operator of the SHWSTW if exceedance is considered to be caused by the operation of the SHWSTW.</li> <li>6. Inform NLTS operator if exceedance is considered to be caused by the operation of NLTS.</li> </ol> |
| <b>Limit Level</b>  |   |  |
| Exceedance of limit level                                     | <ol style="list-style-type: none"> <li>1. Identify source/reason of exceedance;</li> <li>2. Inform EPD;</li> <li>3. Repeat odour patrol to confirm findings;</li> <li>4. Increase odour patrol frequency to bi-weekly;</li> <li>5. Assess effectiveness of remedial action and keep EPD informed of the results;</li> <li>6. If exceedance stops, cease additional odour patrol.</li> </ol> | <ol style="list-style-type: none"> <li>1. Carry out investigation to identify the source/reason of exceedance. Investigation should be completed within 2 week;</li> <li>2. Rectify any unacceptable practice;</li> <li>3. Formulate remedial actions;</li> <li>4. Ensure remedial actions properly implemented;</li> <li>5. If exceedance continues, consider what more/enhanced mitigation measures should be implemented;</li> <li>6. Inform DSD or the operator of the SHWSTW if exceedance is considered to be caused by the operation of the SHWSTW.</li> </ol>  |
| <b>Note:</b>  |   |  |
| (a) Project Proponent shall identify an implementation agent. |   |  |

## 3.2

### SITE AUDIT

Environmental mitigation measures (related to air quality, water quality, waste, land contamination, hazard-to-life, and landscape and visual) to be implemented during the construction and operation phase of the Project are recommended in the approved EIA Report and EM&A Manual and are summarised in *Annex F*. Weekly site audits for construction phase and monthly site audits for operation phase will be carried out to check the implementation of these measures.

### 3.2.1

#### *Water Quality*

Compliance audits are to be undertaken to ensure that a valid discharge licence has been issued by EPD prior to the discharge of effluent from the operation of the Project site. The audit shall be conducted to ensure that the effluent quality is in compliance with the discharge licence requirements. The effluent quality shall meet the discharge limits as described in *Table 3.9*.

**Table 3.9** *Discharge Limits for Effluent*

| Parameters                              | Discharge Limit (mg/L) |
|---|------------------------|
| Flow Rate (m <sup>3</sup> /day)         | 685                    |
| pH (pH units)                           | 6-10 (a)               |
| Suspended Solids                        | 800                    |
| Biochemical Oxygen Demand (5 days, 20°) | 800                    |
| Chemical Oxygen Demand                  | 2,000                  |
| Oil & Grease                            | 40                     |
| Total Nitrogen                          | 200                    |
| Total Phosphorus                        | 50                     |
| Surfactants (total)                     | 25                     |

**Note:**  
(a) Range.

### 3.2.2

#### *Landscape and Visual*

In accordance with EM&A Manual, the landscape and visual mitigation measures shall be implemented. Bi-weekly landscape and visual audit during the construction phase is required to ensure that the design, implementation and maintenance of landscape and visual mitigation measures recommended in the approved EIA Report are fully achieved. The implementation status of the mitigation measures for construction phase is summarised in *Annex F*.

For operation phase, site inspection shall be conducted once a month for the first year of operation of the Project. All measures as stated in the implementation schedule of the EM&A Manual (see *Annex F*), including compensatory planting, undertaken by both the Contractor and the specialist Landscape Sub-Contractor during the first year of the operation phase shall be audited by a Registered Landscape Architect (RLA) to ensure compliance with

the intended aims of the measures and the effectiveness of the mitigation measures.

4 MONITORING RESULTS

4.1 AIR QUALITY

4.1.1 Commissioning Phase Monitoring

Monitoring results of air quality parameters from stack emissions of the centralised air pollution control system, the ammonia stripping plant and the cogeneration units will be provided once available to show compliance with the monitoring requirements stated in the EM&A Manual (Rev. E) to support the termination of the construction phase EM&A programme.

4.1.2 Operation Phase Monitoring

The concentrations of concerned air pollutants emitted from the stacks of the CAPCS, CHP, and ASP during the reporting period are monitored on-line by the continuous environmental monitoring system (CEMS). During the reporting period, there is no need to operate the standby flare and therefore no monitoring of the flare stack was undertaken.

With reference to the emission limits shown in *Tables 3.2, 3.3 and 3.4*, the hourly average concentrations and the number of exceedances of the concerned air emissions monitored for the CAPCS, CHP and ASP during this reporting period are presented in *Tables 4.1 to 4.5*.

It should be noted that measurements recorded under abnormal operating conditions, e.g. start up and stopping of stacks, unstable operation, test runs and interference of sensor, are disregarded.

**Table 4.1** Hourly Average of Parameters Recorded for CAPCS

| Parameter  | Range of Hourly Average Conc. (mg/Nm <sup>3</sup> ) <sup>(a)</sup> | Emission Limit (mg/Nm <sup>3</sup> ) | Exceedance Identified     | Remarks  |
|--|--|--------------------------------------|---------------------------|--|
| VOCs (including methane) <sup>(b)</sup>              | 0 - 19   | 680                                  | Nil                       | Nil  |
| Dust (or TSP)  | 0  | 6                                    | Nil                       | Nil  |
| Odour (including NH <sub>3</sub> & H <sub>2</sub> S) | 0 - 1,522  | 220 <sup>(c)</sup>                   | Identified <sup>(d)</sup> | The chemical dosing system of the CAPCS was under optimisation. Manual dosing of the chemical to the system was arranged. The defect was rectified on 10 April 2019. Alkaline dosing system was under urgent maintenance on 25 April 2019. |

| Parameter  | Range of Hourly Average Conc. (mg/Nm <sup>3</sup> ) <sup>(a)</sup> | Emission Limit (mg/Nm <sup>3</sup> ) | Exceedance Identified | Remarks |
|--|--|--------------------------------------|-----------------------|---------|
| <b>Notes:</b>  |  |                                      |                       |         |
| (a) The hourly average concentrations for the monitoring period are presented in <i>Annex G</i> .  |  |                                      |                       |         |
| (b) On-line monitoring was not available during the reporting period. Mini RAE PID meter that comply with the USEPA method 21 was used to measure VOCs.    |  |                                      |                       |         |
| (c) The odour unit is OU/Nm <sup>3</sup> .   |  |                                      |                       |         |
| (d) Dates with exceedances on Odour (number of exceedances on the day) were identified on 3 (1), 4 (2), 5 (16), 6 (6), 8 (1), 9 (2) and 25 (1) April 2019. |  |                                      |                       |         |

**Table 4.2** *Hourly Average of Parameters Recorded for CHP 1*

| Parameter  | Range of Hourly Average Conc. (mg/Nm <sup>3</sup> ) <sup>(a)</sup><br><sup>(b)</sup> | Max. Emission Limit (mg/Nm <sup>3</sup> ) | Exceedance Identified     | Remarks  |
|--|--|---|---------------------------|--|
| Dust (or TSP)  | 0 – 3  | 15  | Nil                       | Nil  |
| Carbon Monoxide  | 0 – 602  | 650                                       | Nil                       | Nil  |
| NO <sub>x</sub>  | 0 – 350  | 300                                       | Identified <sup>(f)</sup> | CHP setting was fine-tuned for performance optimisation. Continuous re-adjustment for NO <sub>x</sub> control of CHP has been carried out. |
| SO <sub>2</sub>  | 0 – 184  | 50  | Identified <sup>(g)</sup> | Tripping of the desulphurisation column. Continuous monitoring to reduce the duration of tripping.   |
| NMVOCs <sup>(c)</sup>                                  | 8 <sup>(e)</sup>   | 150                                       | Nil                       | See <i>Annex G6</i> for laboratory results   |
| VOCs (including methane) <sup>(c)</sup> <sup>(d)</sup> | 919 <sup>(e)</sup>   | 1,500                                     | Nil                       | See <i>Annex G6</i> for laboratory results   |
| HCl  | 0 – 1  | 10  | Nil                       | Nil  |
| HF   | 0 – 0.5  | 1   | Nil                       | Nil  |

**Notes:**

- (a) All values refer to an oxygen content in the exhaust gas of 6% and dry basis.
- (b) The hourly average concentrations for the monitoring period are presented in *Annex G*.
- (c) Technical issue related to monitoring range of VOCs and methane sensors and the Contractor is solving the problem together with the equipment suppliers.
- (d) The VOCs emission limit include methane as biogas is adopted as fuel in the combustion process.
- (e) 1 sampling was conducted during the reporting period because the biogas production rate could not sustain the operation of the CHP stack for the scheduled samplings, hence the second sampling was cancelled.
- (f) Dates with exceedances on NO<sub>x</sub> (number of exceedances on the day) were identified on 14 (1), 21 (3), 22 (3), 23 (3), 27 (1), 29 (1) April 2019.
- (g) Dates with exceedances on SO<sub>2</sub> (number of exceedances on the day) were identified on 8 (2), 10 (2), 11 (2), 12 (1), 14 (2), 15 (2), 18 (2), 19 (10), 20 (1), 23 (1), 24 (1), 26 (1), 29 (6) April 2019.

**Table 4.3** *Hourly Average of Parameters Recorded for CHP 2*

| Parameter                                   | Range of Hourly Average Conc. (mg/Nm <sup>3</sup> ) <sup>(a)</sup><br>(b) | Max. Emission Limit (mg/Nm <sup>3</sup> ) | Exceedance Identified     | Remarks  |
|---|---|---|---------------------------|--|
| Dust (or TSP)                               | 0 – 2   | 15  | Nil                       | Nil  |
| Carbon Monoxide                             | 0 – 347   | 650                                       | Nil                       | Nil  |
| NO <sub>x</sub>                             | 0 – 408   | 300                                       | Identified <sup>(f)</sup> | CHP setting was fine-tuned for performance optimisation. Continuous re-adjustment for NO <sub>x</sub> control of CHP has been carried out. |
| SO <sub>2</sub>                             | 0 – 177   | 50  | Identified <sup>(g)</sup> | Tripping of the desulphurisation column. Continuous monitoring to reduce the duration of tripping.   |
| NMVOCs <sup>(c)</sup>                       | 13 <sup>(e)</sup>   | 150                                       | Nil                       | See <i>Annex G6</i> for laboratory results   |
| VOCs (including methane) <sup>(c) (d)</sup> | 871 <sup>(e)</sup>  | 1,500                                     | Nil                       | See <i>Annex G6</i> for laboratory results   |
| HCl   | 0 – 3   | 10  | Nil                       | Nil  |
| HF  | 0 – 0.5   | 1   | Nil                       | Nil  |

**Notes:**

- (a) All values refer to an oxygen content in the exhaust gas of 6% and dry basis.
- (b) The hourly average concentrations for the monitoring period are presented in *Annex G*.
- (c) Technical issue related to monitoring range of VOCs and methane sensors and the Contractor is solving the problem together with the equipment suppliers.
- (d) The VOCs emission limit include methane as biogas is adopted as fuel in the combustion process.
- (e) 1 sampling was conducted during the reporting period because the biogas production rate could not sustain the operation of the CHP stack for the scheduled samplings, hence the second sampling was cancelled.
- (f) Dates with exceedances on NO<sub>x</sub> (number of exceedances on the day) were identified on 7 (4), 10 (1), 13 (3), 16 (1), 17 (2), 19 (2), 22 (3), 23 (1) and 28 (1) April 2019.
- (g) Dates with exceedances on SO<sub>2</sub> (number of exceedances on the day) were identified on 1 (1), 13 (3), 16 (5), 19 (5), 20 (1), 22 (2), 25 (2), 27 (2), 28 (2), 29 (1) and 30 (5) April 2019.

**Table 4.4** *Hourly Average of Parameters Recorded for CHP 3*

| Parameter       | Range of Hourly Average Conc. (mg/Nm <sup>3</sup> ) <sup>(a)</sup><br>(b) | Max. Emission Limit (mg/Nm <sup>3</sup> ) | Exceedances Identified | Remarks |
|-----------------|---|---|------------------------|---------|
| Dust (or TSP)   | 0 – 12  | 15  | Nil                    | Nil     |
| Carbon Monoxide | 0 – 396   | 650                                       | Nil                    | Nil     |



| Parameter                               | Range of Hourly Average Conc. (mg/Nm <sup>3</sup> ) <sup>(a)</sup><br>(b) | Max. Emission Limit (mg/Nm <sup>3</sup> ) | Exceedances Identified | Remarks  |
|---|---|---|------------------------|--|
| NO <sub>x</sub>                         | 0 – 409   | 300                                       | Identified             | CHP setting was fine-tuned for performance optimisation. Continuous re-adjustment for NO <sub>x</sub> control of CHP has been carried out. |
| SO <sub>2</sub>                         | 0 – 94  | 50  | Identified             | Tripping of the desulphurisation column. Continuous monitoring to reduce the duration of tripping.   |
| NMVOCs                                  | Not Available <sup>(d)</sup>  | 150                                       | Not Available          | Nil  |
| VOCs (including methane) <sup>(c)</sup> | Not Available <sup>(d)</sup>  | 1,500                                     | Not Available          | Nil  |
| HCl                                     | 0 – 0.5   | 10  | Nil                    | Nil  |
| HF                                      | 0 – 0.5   | 1   | Nil                    | Nil  |

**Notes:**

- (a) All values refer to an oxygen content in the exhaust gas of 6% and dry basis.  
(b) The hourly average concentrations for the monitoring period are presented in *Annex G*.  
(c) The VOCs emission limit include methane as biogas is adopted as fuel in the combustion process.  
(d) Technical issue related to monitoring range of VOCs and methane sensors and the Contractor is solving the problem together with the equipment suppliers. No sampling was undertaken at CHP3 as biogas production rate could not sustain the operation of the CHP stack for the scheduled samplings.  
(e) Dates with exceedances on NO<sub>x</sub> (number of exceedances on the day) were identified on 5 (1), 12 (1) and 13 (1) April 2019.  
(f) 1 exceedance was identified on 3 April 2019.

**Table 4.5** *Hourly Average of Parameters Recorded for ASP*

| Parameter       | Range of Hourly Average Conc. (mg/Nm <sup>3</sup> ) <sup>(a)</sup><br>(b) | Max. Emission Limit (mg/Nm <sup>3</sup> ) | Exceedances Identified    | Remarks  |
|-----------------|---|---|---------------------------|--|
| Dust (or TSP)   | 0 – 4.5   | 5   | Nil                       | Nil  |
| Carbon Monoxide | 0 – 280   | 100                                       | Identified <sup>(d)</sup> | ASP tripped and stopped. Ongoing optimisation of ASP combustion efficiency has been carried out. |
| NO <sub>x</sub> | 0 – 217   | 200                                       | Identified <sup>(e)</sup> | ASP tripped and stopped. Ongoing optimisation of ASP combustion efficiency has been carried out. |
| SO <sub>2</sub> | 0 – 102   | 50  | Identified <sup>(f)</sup> | ASP tripped and stopped. Ongoing optimisation of ASP   |

| Parameter                               | Range of Hourly Average Conc. (mg/Nm <sup>3</sup> ) <sup>(a)</sup><br>(b) | Max. Emission Limit (mg/Nm <sup>3</sup> ) | Exceedances Identified    | Remarks   |
|---|---|---|---------------------------|---|
| VOCs (including methane) <sup>(c)</sup> | 0 - 1,773   | 20  | Identified <sup>(g)</sup> | combustion efficiency has been carried out.<br>ASP tripped and stopped. Ongoing optimisation of ASP combustion efficiency has been carried out. |
| NH <sub>3</sub>                         | 0 - 2,128   | 35  | Identified <sup>(h)</sup> | ASP tripped and stopped. Ongoing optimisation of ASP combustion efficiency has been carried out.  |
| HCl                                     | 0   | 10  | Nil                       | Nil   |
| HF                                      | 0 - 0.5   | 1   | Nil                       | Nil   |

**Notes:**

- (a) All values refer to an oxygen content in the exhaust gas of 11% and dry basis.
- (b) The hourly average concentrations for the monitoring period are presented in *Annex G*.
- (c) The VOCs emission limit include methane as biogas is adopted as fuel in the combustion process.
- (d) Dates with exceedances on CO (number of exceedances on the day) were identified on 21 (1), 23 (2), 24 (1), 25 (5), 26 (1) and 29 (1) April 2019.
- (e) Dates with exceedances on NO<sub>x</sub> (number of exceedances on the day) were identified on 6 (1), 7 (1), 8 (2), 18 (3), 19 (2), 22 (2), 23 (4), 24 (5) and 26 (3) April 2019.
- (f) Dates with exceedances on SO<sub>2</sub> (number of exceedances on the day) were identified on 18 (1), 29 (6) and 30 (6) April 2019.
- (g) Dates with exceedances on VOCs (including methane) (number of exceedances on the day) were identified on 8 (1), 23 (2), 24 (1), 26 (3) April 2019.
- (h) Dates with exceedances on NH<sub>3</sub> (number of exceedances on the day) were identified on 1 (10), 2 (6), 3 (1), 8 (1), 19 (1), 20 (1), 21 (2), 22 (2), 23 (7), 24 (10), 25 (7), 26 (13), 27 (5), 29 (5) and 30 (4) April 2019

## 4.2 ODOUR

### 4.2.1 Commissioning Phase Monitoring

No odour patrol was required to be conducted for this reporting period.

### 4.2.2 Operation Phase Monitoring

No odour patrol was required to be conducted for this reporting period.

## 4.3 WATER QUALITY

### 4.3.1 Construction Phase Monitoring

No effluent was discharged from the construction activity in the reporting month, hence it was not necessary to carry out effluent discharge sampling for this reporting period.

### 4.3.2 Operation Phase Monitoring

Effluent discharge was sampled monthly from the Effluent Storage Tank as stipulated in the operation phase discharge licence. The results of the discharge sample is recorded in *Table 4.6*.

**Table 4.6** *Results of the Discharge Sample*

| Parameters   | Discharged Effluent Concentration (mg/L) | Discharge Limit (mg/L) | Compliance with Discharge Limit |
|--|--|------------------------|---------------------------------|
| pH (pH units)  | 7.40 - 7.91                              | 6-10 <sup>(a)</sup>    | Yes                             |
| Suspended Solids <sup>(b)</sup>                        | 37                                       | 800                    | Yes                             |
| Biochemical Oxygen Demand (5 days, 20°) <sup>(b)</sup> | 47                                       | 800                    | Yes                             |
| Chemical Oxygen Demand <sup>(b)</sup>                  | 683                                      | 2,000                  | Yes                             |
| Oil & Grease <sup>(b)</sup>                            | <5                                       | 40                     | Yes                             |
| Total Nitrogen <sup>(b)</sup>                          | 59                                       | 200                    | Yes                             |
| Total Phosphorus <sup>(b)</sup>                        | 27                                       | 50                     | Yes                             |
| Surfactants (total) <sup>(b)</sup>                     | <1.0                                     | 25                     | Yes                             |

**Notes:**

(a) Daily Average.

(b) Effluent sample collected on 1 April 2019.

No exceedance of discharge limit was recorded during the reporting period.

## 4.4 WASTE MANAGEMENT

### 4.4.1 Construction Phase Monitoring

Wastes generated from this Project include inert construction and demolition (C&D) materials (public fill) and non-inert C&D materials (construction waste). Construction waste comprises general refuse, metals and paper/cardboard packaging materials. Metals generated from the construction of the Project are also grouped into construction waste as the materials were not disposed of with others at public fill. Reference has been made to the Monthly Summary Waste Flow Table prepared by the Contractor (see *Annex H*). With reference to the relevant handling records and trip tickets of this Project, the quantities of different types of waste generated in the reporting month are summarised in *Table 4.7*.

**Table 4.7 Quantities of Waste Generated from the Construction of the Project**

| Month/Year | Quantity   |  |  |                |
|------------|--|--|--|----------------|
|            | Total Inert C&D Materials Generated <sup>(a)</sup> | Non-inert C&D Materials <sup>(b)</sup> |  |                |
|            |  | C&D Materials Recycled <sup>(c)</sup>  | C&D Waste Disposed of at Landfill <sup>(d)</sup> | Chemical Waste |
| April 2019 | 199.71 tonnes                                      | 0.00 kg                                | 2.92 tonnes                                      | 0.00 L         |

**Notes:**

- (a) Inert C&D materials (public fill) include bricks, concrete, building debris, rubble and excavated spoil. In total, 199.71 tonnes of inert C&D material were generated from the Project. The detailed waste flow is presented in *Annex H*.
- (b) Non-inert C&D materials (construction wastes) include metals, paper / cardboard packaging waste, plastics and other wastes such as general refuse. Metals generated from the Project were grouped into construction wastes as the materials were not disposed of with others at the public fill.
- (c) 0.00 kg of metals, 0.00 kg of papers/ cardboard packing and 0.00 kg of plastics were sent to recyclers for recycling during the reporting period.
- (d) Construction wastes other than metals, paper/ cardboard packaging, plastics and chemicals were disposed of at NENT Landfill by subcontractors.

**4.4.2 Operation Phase Monitoring**

Wastes generated from the operation of the Project include chemical waste, wastes generated from pre-treatment process and general refuse <sup>(1)</sup>. Reference has been made to the Monthly Summary Waste Flow Table prepared by the Contractor (see *Annex H*). With reference to the relevant handling records and trip tickets of this Project, the quantities of different types of waste generated from the operation of the Project in the reporting month are summarised in *Table 4.8*.

**Table 4.8 Quantities of Waste Generated from the Operation of the Project**

| Month/Year | Chemical Waste      | Waste Generated from Pre-treatment Process |                         | General Refuse                         |                         |
|------------|---------------------|--|-------------------------|--|-------------------------|
|            | Disposal of at CWTC | Disposed of at Landfill <sup>(a)</sup>     | Recycled <sup>(b)</sup> | Disposed of at Landfill <sup>(a)</sup> | Recycled <sup>(c)</sup> |
| April 2019 | 0 L                 | 455.60 tonnes                              | 0.00 tonnes             | 1.27 tonnes <sup>(d)</sup>             | 0.00 kg                 |

**Notes:**

- (a) Waste generated from pre-treatment process and general refuse other than chemical waste and recyclables were disposed of at NENT landfill by sub-contractors.
- (b) Among waste generated from pre-treatment process, 0.00 kg of metals, 0.00 kg of papers/ cardboard packing and 0.00 kg of plastics were sent to recyclers for recycling during the reporting period.
- (c) Among general refuse, 0.00 kg of metals, 0.00 kg of papers/ cardboard packing and 0.00 kg of plastics were sent to recyclers for recycling during the reporting period.
- (d) It was assumed that two 240-litre bins filled with 80% of general refuse were collected at each collection. The general refuse density was assumed to be around 0.15 kg/L.

(1) Public fill and construction waste may only be generated during maintenance works when there are civil or structural works.

## 5 *SITE AUDIT*

### 5.1 *ENVIRONMENTAL SITE AUDIT*

#### 5.1.1 *Construction Phase*

Joint site inspections were conducted by representatives of the Contractor and the ET on 26 and 30 April 2019 as required for the construction of the Project. The IEC was present at the joint inspection on 30 April 2019.

The audits checked the implementation of the recommended mitigation measures for air quality, landscape and visual, water quality, waste (land contamination) and hazard-to-life stated in the Implementation Schedule (see *Annex F*).

Follow-up actions resulting from the last site inspections were generally taken as reported by the Contractor.

Key observations during the reporting period are summarised as follows:

26 April 2019

- No particular observation during this inspection.

30 April 2019

- There was no display of any approval/exemption label for the non-road mobile machinery (i.e. excavator) used. The contractor was advised to provide the approval/exemption label in accordance to the Air Pollution Control (Non-road Mobile Machinery) (Emission) Regulation.

Other than the above observation, the Contractor has implemented environmental mitigation measures recommended in the approved EIA Report and EM&A Manual.

#### 5.1.2 *Operation Phase*

The monthly inspection of the landscape and visual mitigation measures for the operation phase of the Project on 25 April 2019 covered the operation phase environmental site audit. Joint site inspections was conducted by representatives of the Contractor, IEC and the MT on 25 April 2019 as required for the operation of the Project.

The audits checked the implementation of the recommended mitigation measures for air quality, landscape and visual, water quality, waste (land contamination) and hazard-to-life stated in the Implementation Schedule (see *Annex F*).

Follow-up actions resulting from the last site inspections were generally taken as reported by the Contractor.

Key observations during the reporting period are summarised as follows:

25 April 2019

- A chemical waste container without label was observed in the laboratory. The contractor was advised to clearly label the container in accordance to the Code of Practice.

Other than the above observation, the Contractor has implemented environmental mitigation measures recommended in the approved EIA Report and EM&A Manual.

## 5.2

### *LANDSCAPE AND VISUAL AUDIT*

Inspection of the landscape and visual mitigation measures for the construction phase of the Project was performed on 30 April 2019. Inspection of the landscape and visual mitigation measures for the operation phase of the Project was performed on 25 April 2019.

It was confirmed that the necessary landscape and visual mitigation measures during the construction and operation phase as summarised in *Annex F* were generally implemented by the Contractor. No specific observation was found during site inspections on 25 and 30 April 2019. No non-compliance in relation to the landscape and visual mitigation measures was identified during the site audits in this reporting period and therefore no further actions are required. The ET/MT will keep track of the EM&A programme to check compliance with environmental requirements and the proper implementation of all necessary mitigation measures.

## 6.1

## SUMMARY OF ENVIRONMENTAL NON-COMPLIANCE

Non-compliance of emission limits for CAPCS, CHP and ASP were recorded during the reporting period.

The Contractor has reviewed the organic waste treatment processes (i.e. waste reception, waste pre-treatment, anaerobic digesters, and composting processes) and found that they were operated normally during the reporting period. The Contractor has investigated air pollution control system of the CAPCS, CHP and ASP and the combustion system for the CHP and the ASP and identified the following potential causes for the exceedance.

- (a) There were breakdowns of the automatic chemical dosing system of the CAPCS. As a result, it could not effectively remove the odorous gases (e.g. NH<sub>3</sub> and H<sub>2</sub>S) and caused exceedances of odour limits for the CAPCS;
- (b) CHP setting was undergoing fine-tuning for performance optimisation. Therefore, it could not effectively remove NO<sub>x</sub> at a certain period of time which leads to the exceedance for NO<sub>x</sub> limit for the CHP stacks;
- (c) Tripping of the desulphurisation column resulting in the incomplete desulphurisation of biogas that leads to the exceedances of SO<sub>2</sub> limits for CHP stacks; and
- (d) Tripping and stopping of the ASP and the ongoing performance optimisation of the ASP result in the incomplete combustion of biogas. The unstable emission leads to the exceedances of CO, NO<sub>x</sub>, SO<sub>2</sub>, VOCs and NH<sub>3</sub> in ASP.

For item (a), the Contractor has arranged manual dosing of the chemical to the system to minimise the exceedances in odour in the CAPCS. The Contractor has contacted the supplier of the chemical dosing system to carry out repairing works so that the system can function properly.

For item (b), continuous optimisation of CHP and re-adjustment of NO<sub>x</sub> control for CHP has been carried out. It is expected to complete in the next reporting period.

For item (c), routine maintenance of the desulphurisation column, e.g. cleaning of sensors, has been carried out. Continuous monitoring of the desulphurisation column will remain in place to reduce the duration of tripping which causes exceedances in SO<sub>2</sub> in CHP stacks.

For item (d), the Contractor will continue to fine-tune the thermal combustion unit of the ASP in order to restore the combustion efficiency so that the concerned pollutants will be effectively destroyed.

The investigation report is presented in *Annex J*.

**6.2**            *SUMMARY OF ENVIRONMENTAL COMPLAINT*

No complaint was received during the reporting period.

**6.3**            *SUMMARY OF ENVIRONMENTAL SUMMON AND SUCCESSFUL PROSECUTION*

No summon/prosecution was received during the reporting period. The cumulative summons/prosecution log is shown in *Annex I*.



Activities to be undertaken for the coming reporting period are:

- Operation of the Project.
- Contractor should resolve the technical issue related to the on-line monitoring of methane emission (hence the calculation of the NMVOC concentration) from the CHP stacks as soon as possible and undertake gas sampling and laboratory analysis of NMVOC at agreed interval when the on-line monitoring equipment for methane is not available.
- Implementation of measures to further rectify the abnormal operating conditions for the CAPCS, CHP and ASP.
- Continue construction of the Visitor Centre.

This EM&A Report presents the EM&A programme undertaken during the reporting period from **1 to 30 April 2019** in accordance with EM&A Manual (Version E) and requirements of EP (FEP-01/395/2010/C).

No air quality, noise and water quality monitoring is required under the construction EM&A requirements.

For the operation phase, 1 exceedance of the emission limits for stack monitoring (including CAPCS, CHP and ASP stacks) was recorded under normal operating conditions during the reporting period (see *Table 8.1*).

**Table 8.1** *Exceedances for Stack Emissions*

| Stack  | Exceedances During the Reporting Period   |
|--|---|
| Centralised Air Pollution Control Unit (CAPCS) | <ul style="list-style-type: none"> <li>Exceeded emission limit of Odour on 3 to 6, 8 to 9 and 25 April 2019</li> </ul>  |
| Cogeneration Unit (CHP)                        | <ul style="list-style-type: none"> <li>Exceeded emission limit of NO<sub>x</sub> on 5, 7, 10, 12 to 14, 16 to 17, 19, 21 to 23 and 27 to 29 April 2019</li> <li>Exceeded emission limit of SO<sub>2</sub> on 1, 8, 10 to 12, 14 to 16, 18 to 20 and 22 to 30</li> </ul>   |
| Ammonia Stripping Plant (ASP)                  | <ul style="list-style-type: none"> <li>Exceeded emission limit of CO on 21, 23 to 26 and 29 April 2019</li> <li>Exceeded emission limit of NO<sub>x</sub> on 6 to 8, 18 to 19, 22 to 24 and 26 April 2019</li> <li>Exceeded emission limit of SO<sub>2</sub> on 18 and 29 to 30 April 2019</li> <li>Exceeded emission limit of VOCs on 8, 23 to 24 and 26 April 2019</li> <li>Exceeded emission limit of NH<sub>3</sub> on 1 to 3, 8, 19 to 27 and 29 to 30 April 2019</li> </ul> |

Exceedances in emission parameters of CAPCS, CHP and ASP were found to be a result of problems with the chemical dosing system of the air pollution control systems of the CAPCS, continuous fine-tuning of CHP setting, incomplete desulphurisation of biogas which fed to the CHPs, and tripping and stopping of ASP and the incomplete thermal combustion of the thermal combustion unit of the ASP.

The Contractor has implemented mitigation measures to control the exceedance (including the arrangement of supplier of the dosing system for the CAPCS to repair the dosing system and manual dosing of chemical to the CAPCS until the problems of the automatic dosing system is fixed; re-adjustment for NO<sub>x</sub> control for CHP; continuous monitoring and routine maintenance of the desulphurisation column is carried out ; and tuning the thermal combustion unit of the ASP to optimise combustion efficiency and overall performance).

No non-compliance to the effluent discharge limit was recorded during this reporting period.

The environmental control /mitigation measures related to air quality, water quality, waste (including land contamination prevention), hazard-to-life and landscape and visual recommended in the approved EIA Report and the EM&A Manual were properly implemented by the Contractor during the reporting month.

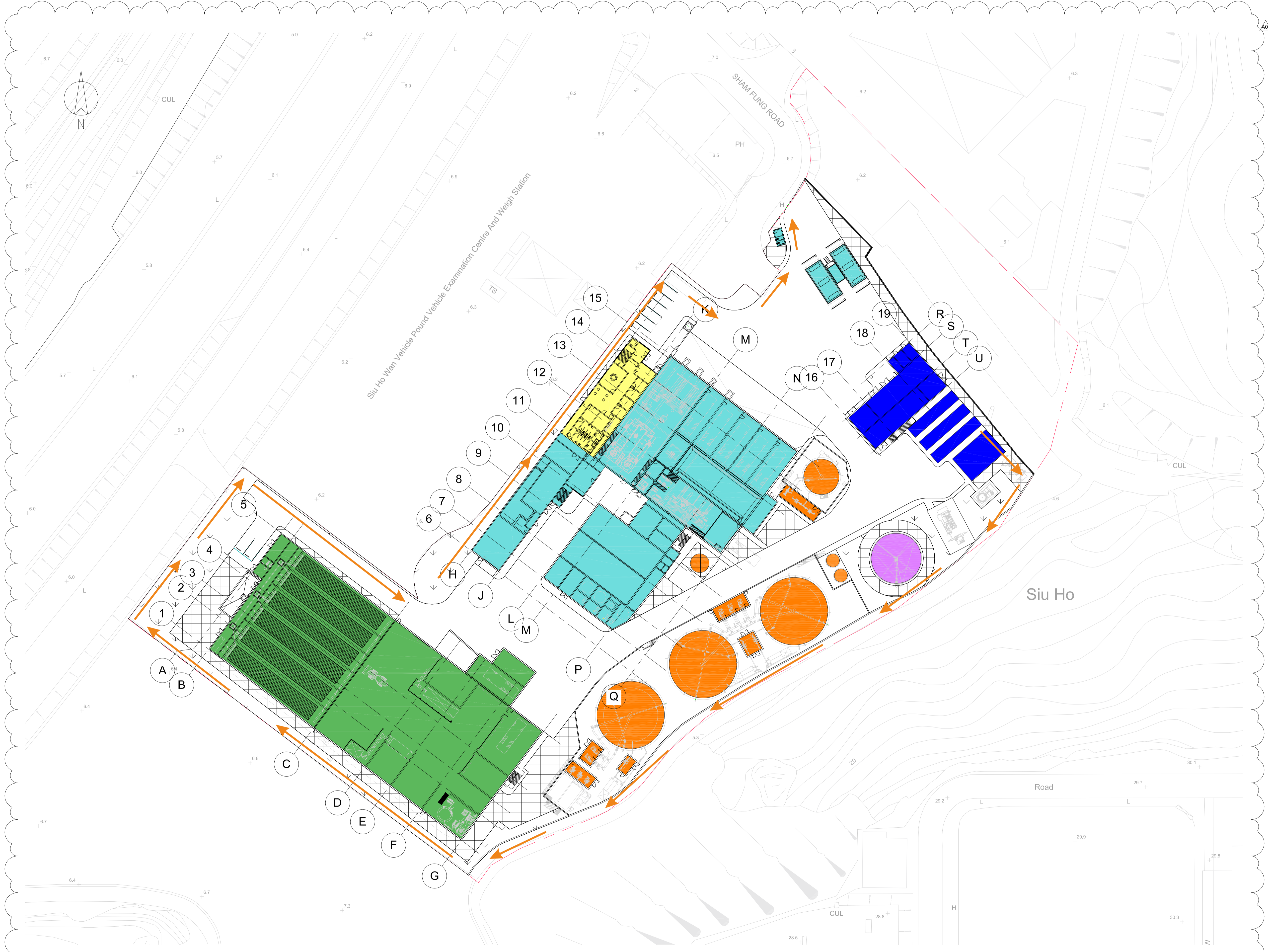
Bi-weekly landscape and visual monitoring was conducted in the reporting period. The necessary landscape and visual mitigation measures recommended in the approved EIA Report were generally implemented by the Contractor.

No incident occurred during reporting period.

No complaint/summon/prosecution was received.

Annex A

## Project Layout



**Key**  
 Patrol Route


|     |          |    |     |                            |
|-----|----------|----|-----|----------------------------|
| A01 | 05/03/15 | CW | MB  | IMTECH BACKGROUNDS UPDATED |
| A00 | 18/02/15 | CW | MB  | DRAFT ISSUE                |
| REV | DATE     | BY | APP | DESCRIPTION                |

CLIENT  
 ENVIRONMENTAL PROTECTION DEPARTMENT  
 GOVERNMENT OF THE HKSAR

CLIENT'S CONSULTANT  
 **AECOM**  
 AECOM ASIA CO. LTD.

CONTRACTOR  
    
 OSCAR BIOENERGY JV

LEAD DESIGNER  
 **ARUP**  
 Ove Arup & Partners Hong Kong Limited

ENVIRONMENTAL TEAM  
 **ERM**  
 ERM HONG KONG LIMITED

INDEPENDENT CONSULTANTS  
 **MEINHARDT**  
 Meinhardt Infrastructure and Environment Limited  
 邁達基建築環保工程顧問有限公司

PROJECT  
 ORGANIC WASTE TREATMENT FACILITIES  
 PHASE 1  
 EP/SP/61/10

STATUS  
 DRAFT ISSUE

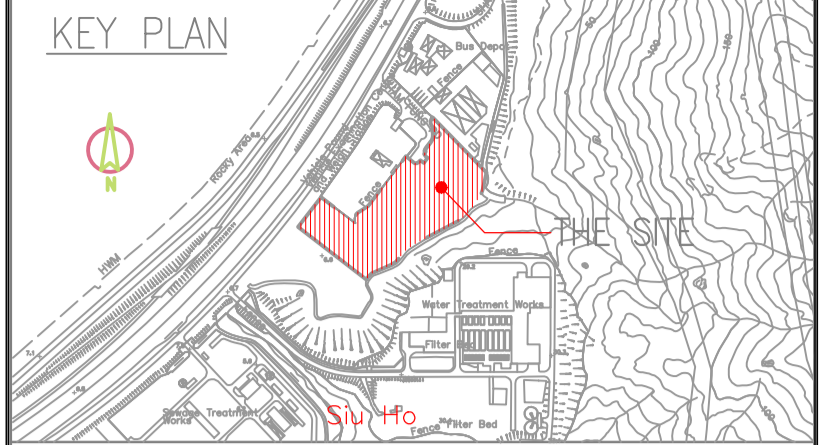

DRAWING TITLE  
 SITE LAYOUT

|         |                      |             |                     |          |     |
|---------|----------------------|-------------|---------------------|----------|-----|
| DRAWN   | CW                   | CHECKED     | RS                  | APPROVED | DP  |
| SCALE   | 1:500@A1 / 1:1000@A3 |             | DATE                | 12/02/15 |     |
| JOB NO. | 239956               | DRAWING NO. | DR-OAP-20-0-CA-1001 | REV.     | A01 |

Plot Time: 05/03/15 21:20:07  
 Plot Location: C:\Users\mathew.brown\Documents\QWTF\_Architectural\_Working\_Models (Combined) CEH\_mathew.brown.rvt

Annex B

## Works Location



| LEGEND               |  |
|----------------------|--|
| (Solid line)         | SITE BOUNDARY  |
| (Dashed line)        | PROPOSED HOARDING TYPE 1   |
| (Chain-link symbol)  | EXISTING CHAIN-LINK FENCE  |
| (Wavy line)          | PROPOSED 6 m TYPE II SHEET PILE PLANKING WALL WITH 3 m EXTRUDED ABOVE GROUND |
| (Cross-hatch symbol) | EXISTING FENCE WALL  |
| (Dashed line)        | DISCHARGE DRAINAGE   |
| (Blue arrow)         | 300mm(W) PROPOSED TEMP. CHANNEL  |
| (Green arrow)        | 300mm(W) EXISTING U-CHANNEL  |
| (Blue arrow)         | 50/75mm FLEXIBLE DRAIN   |
| (Blue square)        | PROPOSED TEMP. CATCH PIT   |
| (Pink line)          | PORTABLE WATER PIPE  |
| (Red arrow)          | TRAFFIC DIRECTION  |
| (Blue grid)          | REBAR STORAGE AREA AND BENDING YARD  |
| (Green grid)         | GENERAL MATERIAL STORAGE AREA  |
| (Pink grid)          | C & D MATERIAL STORAGE AREA  |
| (Blue grid)          | VEHICLE WHEEL WASH   |
| (Blue grid)          | WATER TREATMENT PLANT  |

| REV | DATE        | BY | APP | DESCRIPTION    |
|-----|-------------|----|-----|----------------|
| J   | 01 SEP 2016 | LL | JC  | REVISED LAYOUT |
| I   | 27 APR 2016 | LL | JC  | REVISED LAYOUT |
| H   | 30 DEC 2015 | LL | JC  | REVISED LAYOUT |
| G   | 30 MAY 2015 | LL | CL  | REVISED LAYOUT |

CLIENT  
 ENVIRONMENTAL PROTECTION DEPARTMENT GOVERNMENT OF THE HKSAR

CLIENT'S CONSULTANT  
 **AECOM**  
AECOM ASIA CO. LTD.

CONTRACTOR  
    
OSCAR Bioenergy Joint Venture

LEAD DESIGNER  
 **ARUP**  
Ove Arup & Partners Hong Kong Limited

ENVIRONMENTAL TEAM  
 **ERM HONG KONG LIMITED**

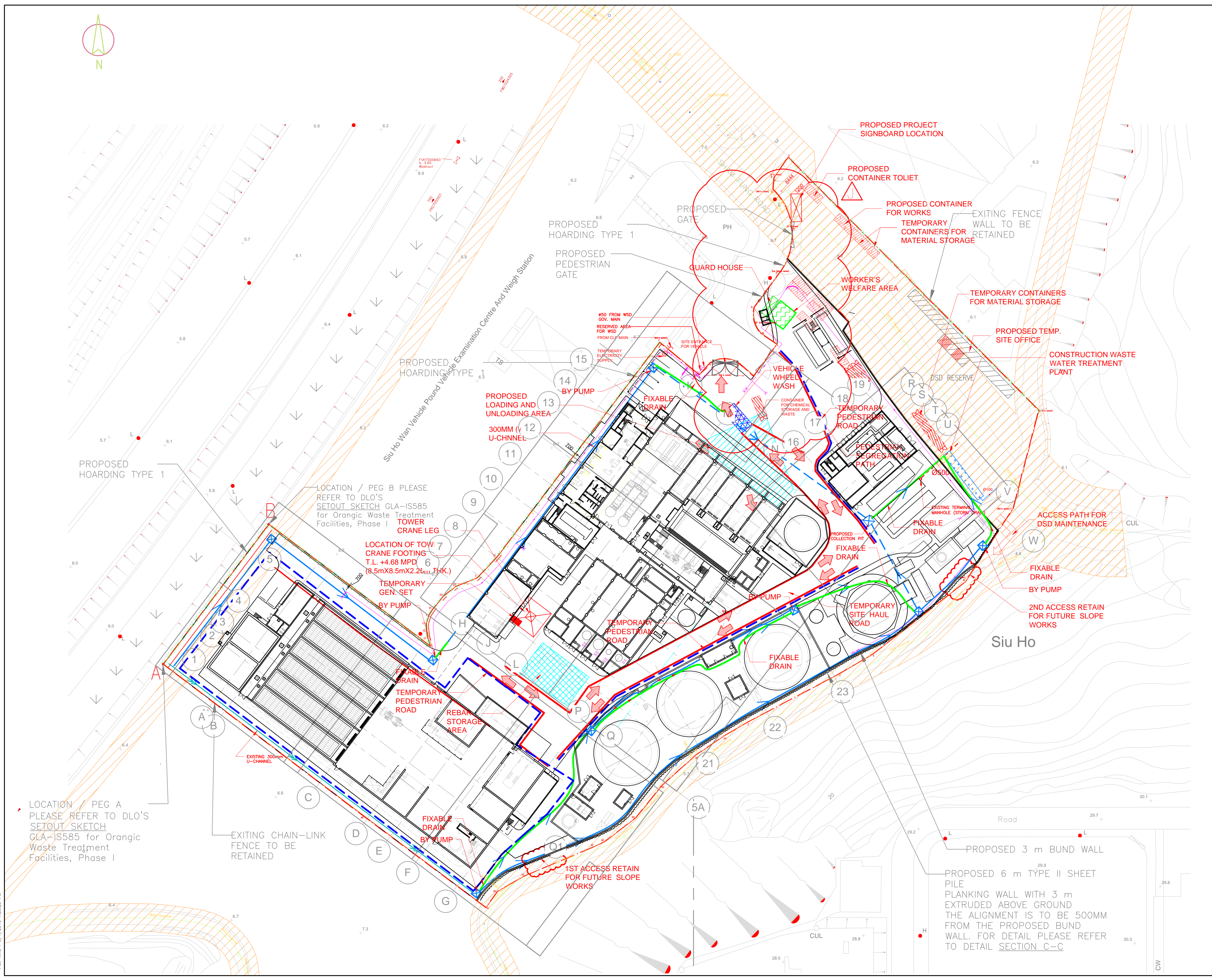
INDEPENDENT CONSULTANTS  
 **MEINHARDT**  
Meinhardt Infrastructure and Environment Limited  
邁達基達環境工程顧問有限公司

PROJECT  
ORGANIC WASTE TREATMENT FACILITIES  
PHASE I  
EP/SP/61/10

STATUS  
ISSUED FOR COMMENT

DRAWING TITLE  
**GENERAL SITE LAYOUT PLAN  
AT PORTION 1**

|                              |                                    |                |
|------------------------------|------------------------------------|----------------|
| DRAWN<br>LL                  | CHECKED<br>JC                      | APPROVED<br>JC |
| SCALE<br>1:500@A1; 1:1000@A3 | DATE<br>01 SEP 2016                |                |
| JOB NO.<br>P00424            | DRAWING NO.<br>DR-PSC-00-0-CN-1002 | REV.<br>J      |



Plot By : LeoAM  
Plot Time : 9/7/2016 7:26:29 PM

Annex C

## Construction Programme of the Project



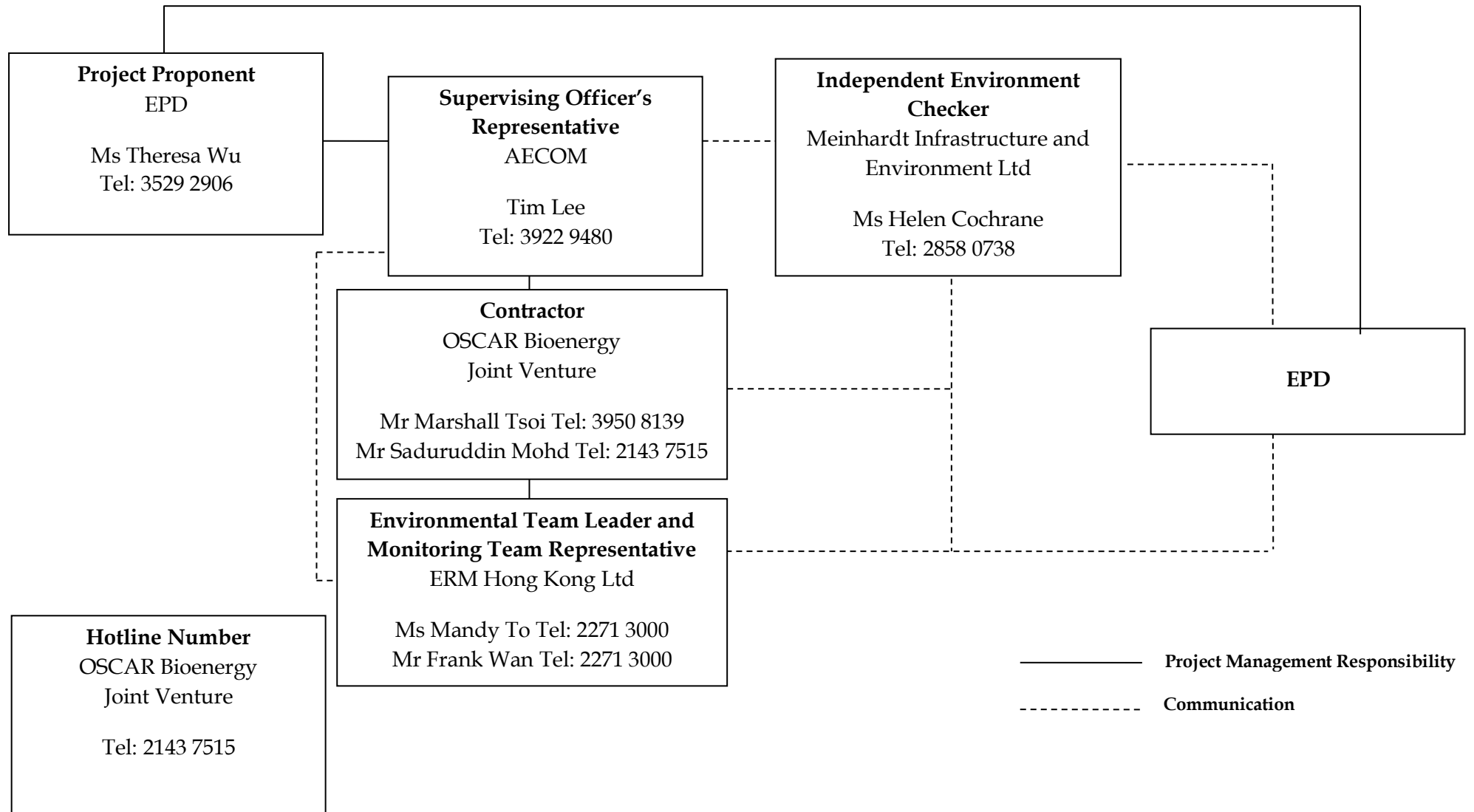
| #  | Activity ID   | Activity Name   | BL Project Duration | BL Project Start | BL Project Finish | Remaining Duration | Start                 | Finish                 | % Complete | Variance - BL Project Finish Date | 2015 |   |   |   |   |   |   |   |     |   |   |   | 2016 |   |   |   |   |   |   |   |     |   |   |   | 2017 |   |   |   |   |   |   |   |     |   |   |   | 2018 |   |   |   |   |   |   |   |     |   |   |   |
|----|---|---|---------------------|------------------|-------------------|--------------------|-----------------------|------------------------|------------|-----------------------------------|------|---|---|---|---|---|---|---|-----|---|---|---|------|---|---|---|---|---|---|---|-----|---|---|---|------|---|---|---|---|---|---|---|-----|---|---|---|------|---|---|---|---|---|---|---|-----|---|---|---|
|    |   |   |                     |                  |                   |                    |                       |                        |            |                                   | N    | D | J | F | M | A | M | J | Jul | A | S | O | N    | D | J | F | M | A | M | J | Jul | A | S | O | N    | D | J | F | M | A | M | J | Jul | A | S | O | N    | D | J | F | M | A | M | J | Jul | A | S | O |
| 1  | <b>Contract No. EP/SP/61/10 - The Design &amp; Construction Works</b> |   | 688                 | 20-Nov-14        | 17-Mar-17         | 159                | 20-Nov-14 A           | 27-Oct-18              |            | -476                              |      |   |   |   |   |   |   |   |     |   |   |   |      |   |   |   |   |   |   |   |     |   |   |   |      |   |   |   |   |   |   |   |     |   |   |   |      |   |   |   |   |   |   |   |     |   |   |   |
| 2  | <b>Preliminary and Site Establishment</b>                             |   | 217                 | 20-Nov-14        | 15-Aug-15         | 0                  | 20-Nov-14 A           | 19-Oct-16 A            |            | -349                              |      |   |   |   |   |   |   |   |     |   |   |   |      |   |   |   |   |   |   |   |     |   |   |   |      |   |   |   |   |   |   |   |     |   |   |   |      |   |   |   |   |   |   |   |     |   |   |   |
| 3  | ESum110   | Preliminary and Site Establishment  | 217                 | 20-Nov-14        | 15-Aug-15         | 0                  | 20-Nov-14 A           | 19-Oct-16 A            | 100%       | -349                              |      |   |   |   |   |   |   |   |     |   |   |   |      |   |   |   |   |   |   |   |     |   |   |   |      |   |   |   |   |   |   |   |     |   |   |   |      |   |   |   |   |   |   |   |     |   |   |   |
| 4  | <b>Design</b>   |   | 372                 | 20-Nov-14        | 23-Feb-16         | 0                  | 20-Nov-14 A           | 05-Mar-18 A            |            | -601                              |      |   |   |   |   |   |   |   |     |   |   |   |      |   |   |   |   |   |   |   |     |   |   |   |      |   |   |   |   |   |   |   |     |   |   |   |      |   |   |   |   |   |   |   |     |   |   |   |
| 5  | ESum120   | Design Criteria and Design Preparation  | 80                  | 20-Nov-14        | 27-Feb-15         | 0                  | 20-Nov-14 A           | 01-Sep-15 A            | 100%       | -151                              |      |   |   |   |   |   |   |   |     |   |   |   |      |   |   |   |   |   |   |   |     |   |   |   |      |   |   |   |   |   |   |   |     |   |   |   |      |   |   |   |   |   |   |   |     |   |   |   |
| 6  | ESum130   | Detailed Design Submission (DDS) - General, Civil, ABWF and Landscape   | 289                 | 19-Dec-14        | 23-Feb-16         | 0                  | 18-Dec-14 A           | 27-Nov-17 A            | 100%       | -437                              |      |   |   |   |   |   |   |   |     |   |   |   |      |   |   |   |   |   |   |   |     |   |   |   |      |   |   |   |   |   |   |   |     |   |   |   |      |   |   |   |   |   |   |   |     |   |   |   |
| 7  | ESum132   | Detailed Design Submission (DDS) - Building 1   | 151                 | 21-Apr-15        | 25-Nov-15         | 0                  | 13-Apr-15 A           | 27-Jul-16 A            | 100%       | -164                              |      |   |   |   |   |   |   |   |     |   |   |   |      |   |   |   |   |   |   |   |     |   |   |   |      |   |   |   |   |   |   |   |     |   |   |   |      |   |   |   |   |   |   |   |     |   |   |   |
| 8  | ESum134   | Detailed Design Submission (DDS) - Building 2   | 158                 | 12-Mar-15        | 30-Oct-15         | 0                  | 12-Mar-15 A           | 07-Apr-16 A            | 100%       | -106                              |      |   |   |   |   |   |   |   |     |   |   |   |      |   |   |   |   |   |   |   |     |   |   |   |      |   |   |   |   |   |   |   |     |   |   |   |      |   |   |   |   |   |   |   |     |   |   |   |
| 9  | ESum136   | Detailed Design Submission (DDS) - Building 3   | 103                 | 03-Jun-15        | 29-Oct-15         | 0                  | 20-Jul-15 A           | 30-Mar-16 A            | 100%       | -102                              |      |   |   |   |   |   |   |   |     |   |   |   |      |   |   |   |   |   |   |   |     |   |   |   |      |   |   |   |   |   |   |   |     |   |   |   |      |   |   |   |   |   |   |   |     |   |   |   |
| 10 | ESum138   | Detailed Design Submission (DDS) - Auxilliary Buildings & Facilities  | 177                 | 10-Feb-15        | 29-Oct-15         | 0                  | 11-Feb-15 A           | 08-Aug-16 A            | 100%       | -191                              |      |   |   |   |   |   |   |   |     |   |   |   |      |   |   |   |   |   |   |   |     |   |   |   |      |   |   |   |   |   |   |   |     |   |   |   |      |   |   |   |   |   |   |   |     |   |   |   |
| 11 | ESum140   | Detailed Design Submission (DDS) - E&M and BS   | 216                 | 18-Dec-14        | 04-Nov-15         | 0                  | 18-Dec-14 A           | 05-Mar-18 A            | 100%       | -577                              |      |   |   |   |   |   |   |   |     |   |   |   |      |   |   |   |   |   |   |   |     |   |   |   |      |   |   |   |   |   |   |   |     |   |   |   |      |   |   |   |   |   |   |   |     |   |   |   |
| 12 | <b>Procurement</b>  |   | 507                 | 12-Feb-15        | 02-Jul-16         | 25                 | 01-Mar-15 A           | 11-May-18              |            | -678                              |      |   |   |   |   |   |   |   |     |   |   |   |      |   |   |   |   |   |   |   |     |   |   |   |      |   |   |   |   |   |   |   |     |   |   |   |      |   |   |   |   |   |   |   |     |   |   |   |
| 13 | ESum150   | Procurement, Manufacturing, F.A.T., Shipment & Delivery of E&M Systems Equipment  | 507                 | 12-Feb-15        | 02-Jul-16         | 25                 | 01-Mar-15 A           | 11-May-18              | 99.94%     | -678                              |      |   |   |   |   |   |   |   |     |   |   |   |      |   |   |   |   |   |   |   |     |   |   |   |      |   |   |   |   |   |   |   |     |   |   |   |      |   |   |   |   |   |   |   |     |   |   |   |
| 14 | <b>Construction</b>   |   | 489                 | 13-May-15        | 31-Dec-16         | 135                | 04-May-15 A           | 26-Sep-18              |            | -513                              |      |   |   |   |   |   |   |   |     |   |   |   |      |   |   |   |   |   |   |   |     |   |   |   |      |   |   |   |   |   |   |   |     |   |   |   |      |   |   |   |   |   |   |   |     |   |   |   |
| 15 | ESum160   | Construction of Building #1 (Waste Receiving, Pre-treatment & Administration)   | 178                 | 19-Aug-15        | 23-Mar-16         | 0                  | 02-Sep-15 A           | 06-Sep-17 A            | 100%       | -431                              |      |   |   |   |   |   |   |   |     |   |   |   |      |   |   |   |   |   |   |   |     |   |   |   |      |   |   |   |   |   |   |   |     |   |   |   |      |   |   |   |   |   |   |   |     |   |   |   |
| 16 | ESum170   | Construction of Building #2 (Composting & Maturation, and Link Bridge)  | 262                 | 23-May-15        | 11-Apr-16         | 0                  | 16-Jun-15 A           | 24-Mar-17 A            | 100%       | -285                              |      |   |   |   |   |   |   |   |     |   |   |   |      |   |   |   |   |   |   |   |     |   |   |   |      |   |   |   |   |   |   |   |     |   |   |   |      |   |   |   |   |   |   |   |     |   |   |   |
| 17 | ESum175   | Construction of Building #3 (Energy Centre)   | 87                  | 30-Oct-15        | 15-Feb-16         | 0                  | 24-Mar-16 A           | 24-Oct-16 A            | 100%       | -205                              |      |   |   |   |   |   |   |   |     |   |   |   |      |   |   |   |   |   |   |   |     |   |   |   |      |   |   |   |   |   |   |   |     |   |   |   |      |   |   |   |   |   |   |   |     |   |   |   |
| 18 | ESum180   | Construction of Auxilliary Buildings & Facilities   | 263                 | 13-May-15        | 31-Mar-16         | 0                  | 04-May-15 A           | 02-Sep-17 A            | 100%       | -424                              |      |   |   |   |   |   |   |   |     |   |   |   |      |   |   |   |   |   |   |   |     |   |   |   |      |   |   |   |   |   |   |   |     |   |   |   |      |   |   |   |   |   |   |   |     |   |   |   |
| 19 | ESum190   | ABWF, Finishing and Fitting-out Works to Building #1, #2, #3 and Auxilliary Buildings & Facilities (excl. EEC)          | 259                 | 23-Dec-15        | 08-Nov-16         | 21                 | 21-Mar-16 A           | 11-May-18              | 97.1%      | -443                              |      |   |   |   |   |   |   |   |     |   |   |   |      |   |   |   |   |   |   |   |     |   |   |   |      |   |   |   |   |   |   |   |     |   |   |   |      |   |   |   |   |   |   |   |     |   |   |   |
| 20 | ESum200   | Sitewide, Boundary Wall and Roadworks   | 326                 | 02-Sep-15        | 07-Oct-16         | 34                 | 13-Nov-15 A           | 28-May-18              | 98.5%      | -482                              |      |   |   |   |   |   |   |   |     |   |   |   |      |   |   |   |   |   |   |   |     |   |   |   |      |   |   |   |   |   |   |   |     |   |   |   |      |   |   |   |   |   |   |   |     |   |   |   |
| 21 | ESum210   | Statutory and Utilities Works (excl. Lifting Platform)  | 148                 | 04-Mar-16        | 06-Oct-16         | 102                | 02-Nov-16 A           | 17-Aug-18              | 99.4%      | -551                              |      |   |   |   |   |   |   |   |     |   |   |   |      |   |   |   |   |   |   |   |     |   |   |   |      |   |   |   |   |   |   |   |     |   |   |   |      |   |   |   |   |   |   |   |     |   |   |   |
| 22 | ESum215   | Green Roof and Landscaping  | 129                 | 29-Jul-16        | 31-Dec-16         | 135                | 20-Jan-18 A           | 26-Sep-18              | 3%         | -513                              |      |   |   |   |   |   |   |   |     |   |   |   |      |   |   |   |   |   |   |   |     |   |   |   |      |   |   |   |   |   |   |   |     |   |   |   |      |   |   |   |   |   |   |   |     |   |   |   |
| 23 | <b>E&amp;M and Building Services Installation</b>                     |   | 229                 | 04-Feb-16        | 12-Nov-16         | 59                 | 11-May-16 A           | 27-Jun-18              |            | -477                              |      |   |   |   |   |   |   |   |     |   |   |   |      |   |   |   |   |   |   |   |     |   |   |   |      |   |   |   |   |   |   |   |     |   |   |   |      |   |   |   |   |   |   |   |     |   |   |   |
| 24 | ESum220   | E&M Installation - Mechanical   | 164                 | 04-Feb-16        | 25-Aug-16         | 50                 | 11-May-16 A           | 15-Jun-18              | 99.6%      | -533                              |      |   |   |   |   |   |   |   |     |   |   |   |      |   |   |   |   |   |   |   |     |   |   |   |      |   |   |   |   |   |   |   |     |   |   |   |      |   |   |   |   |   |   |   |     |   |   |   |
| 25 | ESum222   | E&M Installation - Piping   | 144                 | 24-May-16        | 12-Nov-16         | 0                  | 28-Nov-16 A           | 30-Nov-17 A            | 100%       | -311                              |      |   |   |   |   |   |   |   |     |   |   |   |      |   |   |   |   |   |   |   |     |   |   |   |      |   |   |   |   |   |   |   |     |   |   |   |      |   |   |   |   |   |   |   |     |   |   |   |
| 26 | ESum224   | E&M Installation - Electrical, Instrumentation & Control  | 181                 | 02-Apr-16        | 08-Nov-16         | 23                 | 28-Sep-16 A           | 14-May-18              | 99.9%      | -445                              |      |   |   |   |   |   |   |   |     |   |   |   |      |   |   |   |   |   |   |   |     |   |   |   |      |   |   |   |   |   |   |   |     |   |   |   |      |   |   |   |   |   |   |   |     |   |   |   |
| 27 | ESum226   | Building Services Installation (excl. EEC)  | 125                 | 18-Apr-16        | 14-Sep-16         | 59                 | 24-Jun-16 A           | 27-Jun-18              | 86.9%      | -525                              |      |   |   |   |   |   |   |   |     |   |   |   |      |   |   |   |   |   |   |   |     |   |   |   |      |   |   |   |   |   |   |   |     |   |   |   |      |   |   |   |   |   |   |   |     |   |   |   |
| 28 | ESum230   | Energisation of Switchboards / MCC with SAT   | 1                   | 28-Jul-16        | 28-Jul-16         | 0                  | 02-Feb-17 A           | 26-May-17 A            | 100%       | -244                              |      |   |   |   |   |   |   |   |     |   |   |   |      |   |   |   |   |   |   |   |     |   |   |   |      |   |   |   |   |   |   |   |     |   |   |   |      |   |   |   |   |   |   |   |     |   |   |   |
| 29 | <b>Testing &amp; Commissioning and Completion</b> *Note               |   | 232                 | 29-Jul-16        | 17-Mar-17         | 193                | 24-Apr-17 A           | 30-Dec-18              |            | -588                              |      |   |   |   |   |   |   |   |     |   |   |   |      |   |   |   |   |   |   |   |     |   |   |   |      |   |   |   |   |   |   |   |     |   |   |   |      |   |   |   |   |   |   |   |     |   |   |   |
| 30 | ESum240   | Pre-Commissioning   | 144                 | 29-Jul-16        | 19-Jan-17         | 81                 | 24-Apr-17 A           | 06-Jul-18              | 61.2%      | -533                              |      |   |   |   |   |   |   |   |     |   |   |   |      |   |   |   |   |   |   |   |     |   |   |   |      |   |   |   |   |   |   |   |     |   |   |   |      |   |   |   |   |   |   |   |     |   |   |   |
| 31 | ESum241   | System Commissioning  | 0                   |                  |                   | 50                 | 11-May-18             | 29-Jun-18              | 0%         |                                   |      |   |   |   |   |   |   |   |     |   |   |   |      |   |   |   |   |   |   |   |     |   |   |   |      |   |   |   |   |   |   |   |     |   |   |   |      |   |   |   |   |   |   |   |     |   |   |   |
| 32 | ESum250   | Process Commissioning, Performance & Acceptance Testing   | 119                 | 22-Oct-16        | 16-Mar-17         | 127                | 23-May-18             | 26-Sep-18              | 0%         | -559                              |      |   |   |   |   |   |   |   |     |   |   |   |      |   |   |   |   |   |   |   |     |   |   |   |      |   |   |   |   |   |   |   |     |   |   |   |      |   |   |   |   |   |   |   |     |   |   |   |
| 33 | KD100360  | Completion of the Design and the Works including Testing and Commissioning (Extended Completion Date: 10-Jun-2017 noon) | 0                   |                  | 16-Mar-17         | 0                  | 1-May-18              | 15-Mar-19 <sup>a</sup> | 0%         | -589                              |      |   |   |   |   |   |   |   |     |   |   |   |      |   |   |   |   |   |   |   |     |   |   |   |      |   |   |   |   |   |   |   |     |   |   |   |      |   |   |   |   |   |   |   |     |   |   |   |
| 34 | KD100380  | Commencement of the Operation   | 0                   | 17-Mar-17        |                   | 0                  | 4-Dec-18 <sup>b</sup> |                        | 0%         | -588                              |      |   |   |   |   |   |   |   |     |   |   |   |      |   |   |   |   |   |   |   |     |   |   |   |      |   |   |   |   |   |   |   |     |   |   |   |      |   |   |   |   |   |   |   |     |   |   |   |

a: The T&C is in progress.  
b: The confirmation for substantial completion has been dated to 3 December 2018.

Annex D

## Project Organisation Chart with Contact Details

Project Organization (with contact details)



Annex E

Calibration Certification for  
the On-line Stack  
Monitoring System

Annex E1

## Calibration Certification for the CEMS

(1)

# Commissioning Check List 试运行检查项目表 MCS100FT

|                           |                    |
|---------------------------|--------------------|
| <b>Customer data 客户资料</b> |                    |
| Customer: <u>OSCAR</u>    | Plant: <u>OWTF</u> |
| Location: <u>SHW</u>      |                    |

|                                       |
|---------------------------------------|
| <b>1. Device data 设备资料</b>            |
| Device type 设备类型: <u>MCS100FT (1)</u> |
| Serial no. 序列号: <u>1607 0493</u>      |
| Sample probe type 取样探头类型: <u>SFU</u>  |

|   |   |   |   |
|---|---|---|---|
| <b>2. Plant data 电厂资料</b>                   |   |   |   |
| Location 标签编号                               | Outside 室外 <input type="checkbox"/>               | Under cover 有保护罩 <input type="checkbox"/>       | Inside 室内 <input checked="" type="checkbox"/> |
| Orientation of the stack 取样点方向              | Horizontal 水平 <input type="checkbox"/>            | Vertical 垂直 <input checked="" type="checkbox"/> |   |
|   | Horizontal 水平 <input checked="" type="checkbox"/> | Vertical 垂直 <input type="checkbox"/>            |   |
| Orientation of sample gas probe 取样探头方向      | Horizontal 水平 <input checked="" type="checkbox"/> | Vertical 垂直 <input type="checkbox"/>            |   |
| Pressure 压力 <u>1010</u> hpa                 | Gas temperature 烟气温度 <u>410</u> °C                |   |   |
| Plant operating status 电厂运行情况 <u>Normal</u> |   |   |   |

| <b>3. Prerequisite 系统运行条件</b>   |                                     |                          |            |
|---|-------------------------------------|--------------------------|------------|
|   | Y                                   | N                        | Remarks 备注 |
| 3.1. Documentation + Delivery complete<br>文件+货物是否齐全   | <input checked="" type="checkbox"/> | <input type="checkbox"/> |            |
| 3.2. Platform at measurement spot has suitable dimension?<br>测量点平台的尺寸是否合适?  | <input checked="" type="checkbox"/> | <input type="checkbox"/> |            |
| 3.3. If this measurement location is under legal regulation, has it been acknowledged by an official body?<br>如果安装位置需要符合法律法规, 此安装位置是否被官方认可? | <input checked="" type="checkbox"/> | <input type="checkbox"/> |            |
| 3.4. Customer specific data for parameterization available?<br>用户对系统参数的特殊要求是否可行?  | <input checked="" type="checkbox"/> | <input type="checkbox"/> |            |
| 3.5. Cables, tubes and sample line installed but not connected?<br>电缆、管线和取样管线安装但没有连接?   | <input checked="" type="checkbox"/> | <input type="checkbox"/> |            |
| 3.6. Compressed air station installed and compressed air available?<br>压缩空气站已安装并且压缩空气可以使用?  | <input checked="" type="checkbox"/> | <input type="checkbox"/> |            |

| 4. Preliminary work 预备工作   |                                     | Y                        | N | Remarks 备注 |
|--|-------------------------------------|--------------------------|---|------------|
| 4.1. Mounting of flanges like described in the Operating Instruction?<br>法兰安装是否按照图纸? | <input checked="" type="checkbox"/> | <input type="checkbox"/> |   |            |
| 4.2. Check for damage<br>检查外部损伤  | <input checked="" type="checkbox"/> | <input type="checkbox"/> |   |            |
| 4.3. Check ambient conditions<br>检查环境条件  | <input checked="" type="checkbox"/> | <input type="checkbox"/> |   |            |
| 4.4. Check mounting conditions<br>检查安装条件   | <input checked="" type="checkbox"/> | <input type="checkbox"/> |   |            |
| 4.5. Check cables / wires for correct installation<br>检查电缆/电线及其连接状况                  | <input checked="" type="checkbox"/> | <input type="checkbox"/> |   |            |
| 4.6. Check main power supply voltage<br>检查总供电电压                                      | <input checked="" type="checkbox"/> | <input type="checkbox"/> |   |            |

| 5. Periphery 外部设备                            |                                     | Y                        | N | Remarks 备注 |
|--|-------------------------------------|--------------------------|---|------------|
| 5.1. Check compressed air supply<br>检查压缩空气供应 | <input checked="" type="checkbox"/> | <input type="checkbox"/> |   |            |
| Inlet 入口(5 bar): 6 Bar                       |                                     |                          |   |            |

| 6. Sample probe 取样探头                                |                                     | Y                        | N | Remarks 备注 |
|---|-------------------------------------|--------------------------|---|------------|
| 6.1. Connect bundle of tubes and cables<br>管线和电缆的连接 | <input checked="" type="checkbox"/> | <input type="checkbox"/> |   |            |
| 6.2. Install probe<br>探头安装                          | <input checked="" type="checkbox"/> | <input type="checkbox"/> |   |            |

| 7. MCS100FT   |                                     | Y                        | N | Remarks 备注                         |
|---|-------------------------------------|--------------------------|---|------------------------------------|
| 7.1. Switch on analyzer and wait for warm up<br>打开分析仪并等待预热  | <input checked="" type="checkbox"/> | <input type="checkbox"/> |   |                                    |
| 7.2. Check sample conditions<br>检查样气情况  | <input checked="" type="checkbox"/> | <input type="checkbox"/> |   |                                    |
| Flow rate 流量: 230 l/h   |                                     |                          |   |                                    |
| 7.3. Check zero conditions<br>检查零点情况  | <input checked="" type="checkbox"/> | <input type="checkbox"/> |   |                                    |
| Flow rate 流量: 160 l/h   |                                     |                          |   |                                    |
| 7.4. Perform zero point setting<br>零点设置   | <input checked="" type="checkbox"/> | <input type="checkbox"/> |   | Test results within specification. |
| 7.5. Perform span test<br>量程测试  | <input checked="" type="checkbox"/> | <input type="checkbox"/> |   |                                    |
| 7.6. Parameterize the I/O Module<br>设置 I/O 模块参数   | <input checked="" type="checkbox"/> | <input type="checkbox"/> |   |                                    |
| 7.7. Measured values are plausible<br>测量值是否合理   | <input checked="" type="checkbox"/> | <input type="checkbox"/> |   |                                    |
| 7.8. Save device data<br>储存设备数据   | <input checked="" type="checkbox"/> | <input type="checkbox"/> |   |                                    |
| 7.9. Complete Commissioning Sign-Off Sheet<br>完成试运行签署表  | <input checked="" type="checkbox"/> | <input type="checkbox"/> |   |                                    |
| 7.10. Instruct the operator personnel<br>操作员培训<br>Hand over the maintenance manual and check lists<br>移交维护手册和检查表<br>- Measurement reading<br>读取测量值<br>- Perform customer maintenance<br>演示维护方法<br>- Read messages<br>读取信息 | <input checked="" type="checkbox"/> | <input type="checkbox"/> |   |                                    |



### 8. Measured value

| Index<br>编号 | Source<br>信号源    | Unit<br>单位         | Range 范围 |        | Reading<br>(actual)<br>实际读数 | Output<br>value<br>产值    |
|-------------|------------------|--------------------|----------|--------|-----------------------------|--------------------------|
|             |                  |                    | Start 开始 | End 结束 |                             |                          |
| 1           | HCL              | mg/Nm <sup>3</sup> | 0        | 120    | 60.22 ppm                   | 60.22 ppm                |
| 2           | HF               | mg/Nm <sup>3</sup> | 0        | 5      | 4.34 ppm                    | 4.34 ppm                 |
| 3           | CO               | mg/Nm <sup>3</sup> | 0        | 1000   | 128.21 ppm                  | 128.20 ppm               |
| 4           | NO               | mg/Nm <sup>3</sup> | 0        | 500    | 122.01 ppm                  | 122.00 ppm               |
| 5           | NO <sub>2</sub>  | mg/Nm <sup>3</sup> | 0        | 200    | 98.81 ppm                   | 98.80 ppm                |
| 6           | NO <sub>x</sub>  | mg/Nm <sup>3</sup> | 0        | 500    | 412.11 mg/m <sup>3</sup>    | 412.12 mg/m <sup>3</sup> |
| 7           | SO <sub>2</sub>  | mg/Nm <sup>3</sup> | 0        | 300    | 83.21 ppm                   | 83.21 ppm                |
| 8           | CO <sub>2</sub>  | Vol o/o            | 0        | 25     | 20.01 o/o                   | 20.01 o/o                |
| 9           | H <sub>2</sub> O | Vol o/o            | 0        | 40     | 32.02 o/o                   | 32.01 o/o                |
| 10          | O <sub>2</sub>   | Vol o/o            | 0        | 21     | 20.95 o/o                   | 20.95 o/o                |
| 11          | TOC              | mg/Nm <sup>3</sup> | 0        | 300    | 122.01 ppm                  | 122.01 ppm               |
| 12          | NH <sub>3</sub>  | mg/Nm <sup>3</sup> | 0        | 100    | 53.30 ppm                   | 53.31 ppm                |
| 13          | CH <sub>4</sub>  | mg/Nm <sup>3</sup> | 0        | 100    | 112.01 ppm                  | 112.01 ppm               |
| 14          |                  |                    |          |        |                             |                          |
| 15          |                  |                    |          |        |                             |                          |

| Remarks 备注   |  |
|--|--|
|  |  |
| <p>Date<br/>日期: <u>25/7/2018</u></p> <p>Engineer<br/>工程师: <u></u> </p> | <p>Name 签名</p> <p>Plant<br/>personnel<br/>用户代表: <u></u></p> |

(2)

# Commissioning Check List 试运行检查项目表

## MCS100FT

|                           |                    |
|---------------------------|--------------------|
| <b>Customer data 客户资料</b> |                    |
| Customer: <u>Oscar</u>    | Plant: <u>OWTF</u> |
| Location: <u>SHW</u>      |                    |

|                                       |
|---------------------------------------|
| <b>1. Device data 设备资料</b>            |
| Device type 设备类型: <u>MCS100FT (2)</u> |
| Serial no. 序列号: <u>1607 0494</u>      |
| Sample probe type 取样探头类型: <u>SFU</u>  |

|   |   |   |   |
|---|---|---|---|
| <b>2. Plant data 电厂资料</b>                   |   |   |   |
| Location 标签编号                               | Outside 室外 <input type="checkbox"/>               | Under cover 有保护罩 <input type="checkbox"/>       | Inside 室内 <input checked="" type="checkbox"/> |
| Orientation of the stack 取样点方向              | Horizontal 水平 <input type="checkbox"/>            | Vertical 垂直 <input checked="" type="checkbox"/> |   |
| Orientation of sample gas probe 取样探头方向      | Horizontal 水平 <input checked="" type="checkbox"/> | Vertical 垂直 <input type="checkbox"/>            |   |
| Pressure 压力 <u>1010</u> hpa                 | Gas temperature 烟气温度 <u>410</u> °C                |   |   |
| Plant operating status 电厂运行情况 <u>Normal</u> |   |   |   |

|  |                                     |                          |            |
|--|-------------------------------------|--------------------------|------------|
| <b>3. Prerequisite 系统运行条件</b>  |                                     |                          |            |
|  | Y                                   | N                        | Remarks 备注 |
| 3.1. Documentation + Delivery complete 文件+货物是否齐全   | <input checked="" type="checkbox"/> | <input type="checkbox"/> |            |
| 3.2. Platform at measurement spot has suitable dimension? 测量点平台的尺寸是否合适?  | <input checked="" type="checkbox"/> | <input type="checkbox"/> |            |
| 3.3. If this measurement location is under legal regulation, has it been acknowledged by an official body? 如果安装位置需要符合法律法规, 此安装位置是否被官方认可? | <input checked="" type="checkbox"/> | <input type="checkbox"/> |            |
| 3.4. Customer specific data for parameterization available? 用户对系统参数的特殊要求是否可行?  | <input checked="" type="checkbox"/> | <input type="checkbox"/> |            |
| 3.5. Cables, tubes and sample line installed but not connected? 电缆、管线和取样管线安装但没有连接?   | <input checked="" type="checkbox"/> | <input type="checkbox"/> |            |
| 3.6. Compressed air station installed and compressed air available? 压缩空气站已安装并且压缩空气可以使用?  | <input checked="" type="checkbox"/> | <input type="checkbox"/> |            |

| 4. Preliminary work 预备工作   |                                     | Y                        | N | Remarks 备注 |
|--|-------------------------------------|--------------------------|---|------------|
| 4.1. Mounting of flanges like described in the Operating Instruction?<br>法兰安装是否按照图纸? | <input checked="" type="checkbox"/> | <input type="checkbox"/> |   |            |
| 4.2. Check for damage<br>检查外部损伤  | <input checked="" type="checkbox"/> | <input type="checkbox"/> |   |            |
| 4.3. Check ambient conditions<br>检查环境条件  | <input checked="" type="checkbox"/> | <input type="checkbox"/> |   |            |
| 4.4. Check mounting conditions<br>检查安装条件   | <input checked="" type="checkbox"/> | <input type="checkbox"/> |   |            |
| 4.5. Check cables / wires for correct installation<br>检查电缆/电线及其连接状况                  | <input checked="" type="checkbox"/> | <input type="checkbox"/> |   |            |
| 4.6. Check main power supply voltage<br>检查总供电电压                                      | <input checked="" type="checkbox"/> | <input type="checkbox"/> |   |            |




| 5. Periphery 外部设备                            |                                     | Y                        | N | Remarks 备注 |
|--|-------------------------------------|--------------------------|---|------------|
| 5.1. Check compressed air supply<br>检查压缩空气供应 | <input checked="" type="checkbox"/> | <input type="checkbox"/> |   |            |
| Inlet 入口(5 bar):      6      Bar             |                                     |                          |   |            |

| 6. Sample probe 取样探头                                |                                     | Y                        | N | Remarks 备注 |
|---|-------------------------------------|--------------------------|---|------------|
| 6.1. Connect bundle of tubes and cables<br>管线和电缆的连接 | <input checked="" type="checkbox"/> | <input type="checkbox"/> |   |            |
| 6.2. Install probe<br>探头安装                          | <input checked="" type="checkbox"/> | <input type="checkbox"/> |   |            |

| 7. MCS100FT   |                                     | Y                        | N | Remarks 备注                                |
|---|-------------------------------------|--------------------------|---|---|
| 7.1. Switch on analyzer and wait for warm up<br>打开分析仪并等待预热  | <input checked="" type="checkbox"/> | <input type="checkbox"/> |   |   |
| 7.2. Check sample conditions<br>检查样气情况  | <input checked="" type="checkbox"/> | <input type="checkbox"/> |   |   |
| Flow rate 流量: 240 l/h   |                                     |                          |   |   |
| 7.3. Check zero conditions<br>检查零点情况  | <input checked="" type="checkbox"/> | <input type="checkbox"/> |   |   |
| Flow rate 流量: 150 l/h   |                                     |                          |   |   |
| 7.4. Perform zero point setting<br>零点设置   | <input checked="" type="checkbox"/> | <input type="checkbox"/> |   |   |
| 7.5. Perform span test<br>量程测试  | <input checked="" type="checkbox"/> | <input type="checkbox"/> |   | <i>Test results within specification.</i> |
| 7.6. Parameterize the I/O Module<br>设置 I/O 模块参数   | <input checked="" type="checkbox"/> | <input type="checkbox"/> |   |   |
| 7.7. Measured values are plausible<br>测量值是否合理   | <input checked="" type="checkbox"/> | <input type="checkbox"/> |   |   |
| 7.8. Save device data<br>储存设备数据   | <input checked="" type="checkbox"/> | <input type="checkbox"/> |   |   |
| 7.9. Complete Commissioning Sign-Off Sheet<br>完成试运行签署表  | <input checked="" type="checkbox"/> | <input type="checkbox"/> |   |   |
| 7.10. Instruct the operator personnel<br>操作员培训<br>Hand over the maintenance manual and check lists<br>移交维护手册和检查表<br>- Measurement reading<br>读取测量值<br>- Perform customer maintenance<br>演示维护方法<br>- Read messages<br>读取信息 | <input checked="" type="checkbox"/> | <input type="checkbox"/> |   |   |

### 8. Measured value


| Index<br>编号 | Source<br>信号源    | Unit<br>单位         | Range 范围 |        | Reading<br>(actual)<br>实际读数 | Output<br>value<br>产值    |
|-------------|------------------|--------------------|----------|--------|-----------------------------|--------------------------|
|             |                  |                    | Start 开始 | End 结束 |                             |                          |
| 1           | HCL              | mg/Nm <sup>3</sup> | 0        | 120    | 60.21 ppm                   | 60.21 ppm                |
| 2           | HF               | mg/Nm <sup>3</sup> | 0        | 5      | 4.32 ppm                    | 4.32 ppm                 |
| 3           | CO               | mg/Nm <sup>3</sup> | 0        | 1000   | 128.20 ppm                  | 128.20 ppm               |
| 4           | NO               | mg/Nm <sup>3</sup> | 0        | 500    | 122.00 ppm                  | 122.00 ppm               |
| 5           | NO <sub>2</sub>  | mg/Nm <sup>3</sup> | 0        | 200    | 98.80 ppm                   | 98.81 ppm                |
| 6           | NO <sub>x</sub>  | mg/Nm <sup>3</sup> | 0        | 500    | 412.22 mg/m <sup>3</sup>    | 412.21 mg/m <sup>3</sup> |
| 7           | SO <sub>2</sub>  | mg/Nm <sup>3</sup> | 0        | 300    | 83.21 ppm                   | 83.21 ppm                |
| 8           | CO <sub>2</sub>  | Vol o/o            | 0        | 25     | 20.00 o/o                   | 20.00 o/o                |
| 9           | H <sub>2</sub> O | Vol o/o            | 0        | 40     | 32.01 o/o                   | 32.01 o/o                |
| 10          | O <sub>2</sub>   | Vol o/o            | 0        | 21     | 20.95 o/o                   | 20.95 o/o                |
| 11          | TOC              | mg/Nm <sup>3</sup> | 0        | 300    | 122.01 ppm                  | 122.01 ppm               |
| 12          | NH <sub>3</sub>  | mg/Nm <sup>3</sup> | 0        | 100    | 53.30 ppm                   | 53.30 ppm                |
| 13          | CH <sub>4</sub>  | mg/Nm <sup>3</sup> | 0        | 100    | 112.02 ppm                  | 112.02 ppm               |
| 14          |                  |                    |          |        |                             |                          |
| 15          |                  |                    |          |        |                             |                          |

| Remarks 备注   |  |
|--|--|
|  |  |
| <p>Date<br/>日期: <u>25/7/2018</u></p> <p>Engineer<br/>工程师: <u></u> </p> | <p>Name 签名</p> <p>Plant<br/>personnel<br/>用户代表: <u></u></p> |

Annex E2

## Calibration Certification for the CAPCS

### Identifikation / identification

|  |                                 |                          |   |
|--|---------------------------------|--------------------------|---|
| Artikel Nr. / Part No.:                  | 1089203                         | DHSP30-T2V2FPNNNNXXS     |  |
| Ident Nr. / Ident no.:                   | 00116                           | Serien Nr. / Serial no.: | 18168223  |
| Firmware Version / Firmware version:     | 01.02.06 (Feb 27 2018 11:37:54) |                          |   |
| Bootloader Version / Bootloader version: | 01.00.02                        |                          |   |
| Hardware Revision / Hardware version:    | 1.2                             |                          |   |
| Geräteausführung / Device version:       |                                 |                          |   |
| BUS-Adresse / Bus address:               | 1                               |                          |   |

### Parameter / Parameter

|  |           |                                       |                                 |
|--|-----------|---------------------------------------|---------------------------------|
| Sensorantwortzeit<br><i>Sensor response time</i> | 60.0 sec. | Gebläse / Blower:<br><i>installed</i> | installiert<br><i>installed</i> |
|--|-----------|---------------------------------------|---------------------------------|

### Messgrößen u. Koeffizienten / Measuring variables and coefficients

|   |                   |  |                       |
|---|-------------------|--|-----------------------|
| Streulichtfaktoren / <i>Scattered light coefficients:</i> |                   | Referenzgerät Streulicht DHSP100 Serien-Nr.:   |                       |
| CC0 (abs.):   | -0.3800           | Reference measuring device DHSP100 Serial no.: |                       |
| CC1 (lin.):   | 0.6850            | <b>SN: 00014 / 08518553</b>                    |                       |
| CC2 (square):   | 0.0000            |  |                       |
| Verstärkungsfaktor, Offset / <i>Gain factor, Offset:</i>  |                   | Spantest 70 Laser /                            | 70.00 %               |
| Gain 0: 10.0000   | Offset 0: 0.00045 | <i>Span 70 Laser</i>                           |                       |
| Faktoren Analogausgang / <i>Analog Output factors:</i>    |                   | Relais 3:                                      | Wartung / Maintenance |
| CC0 (abs.):   | 2.00              |  |                       |
| CC1 (lin.):   | 170.85            |  |                       |
| CC2 (square):   | 0.00              |  |                       |

### Koeffizientensätze Messbereich 0 / Coefficient Sets meas. range 0:

|                                      |        |                                      |        |
|--------------------------------------|--------|--------------------------------------|--------|
| Koeff. Satz 1 / <i>Coeff. set 1:</i> |        | Koeff. Satz 2 / <i>Coeff. set 2:</i> |        |
| CC 0 (abs.):                         | 0.0000 | CC 0 (abs.):                         | 0.0000 |
| CC 1 (lin.):                         | 1.0000 | CC 1 (lin.):                         | 1.0000 |
| CC 2 (square):                       | 0.0000 | CC 2 (square):                       | 0.0000 |

### Messbereich, Grenzwert / Meas. range, limit:

|   |              |
|---|--------------|
| Messbereichsschalter /<br><i>Meas. range switch:</i>  | 0 (Software) |
| Messbereich Wert1 /<br><i>Meas. range low value:</i>  | 0.0 mg       |
| Messbereich Wert2 /<br><i>Meas. range high value:</i> | 75.0 mg      |
| Grenzwert / <i>Limit value:</i>                       | 50.0 mg      |
| Gebläse Druck/ <i>Blower Pressure:</i>                | 10.0 mbar    |

### Modbus Schnittstelle / Modbus interface:

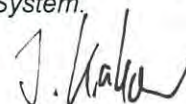
|  |          |
|--|----------|
| Protokoll / <i>protocol:</i>                                     | RTU      |
| Adresse / <i>address:</i>  | 1        |
| Baudrate / <i>baudrate:</i>                                      | 19200    |
| Datenbits Parität Stopbits<br><i>/ Databits parity stopbits:</i> | 8 EVEN 1 |
| Endian Codierung / <i>endian code:</i>                           | NONE     |

Das Gerät mit der o.g. Serien-Nr. wurde überprüft und kalibriert nach den Qualitätsstandards der SICK-Gruppe basierend auf einem nach ISO9001 zertifizierten Qualitätssicherungssystem.

*This device with the serial no. noted above has been tested and calibrated according to the quality standards of the SICK-Group, which are based on a ISO9001 certified Quality Assurance System.*

Ottendorf-Okrilla, 16.04.2018

Unterschrift:  
*Signature:*



Annex F

## Implementation Schedule of Mitigation Measures



Annex F1

## Implementation Schedule of Mitigation Measures for Construction Phase

**Annex F1 Summary of Mitigation Measures Implementation Schedule for Construction Phase**

| EIA Ref.   | EM&A Log Ref. | Environmental Protection Measures  | Location/ Timing                               | Status |
|--|---------------|--|--|--------|
| <i>Summary of Environmental Mitigation Measures in the EIA and EM&amp;A Manual</i> |               |  |  |        |
| A. Air Quality   |               |  |  |        |
| 3.73   | 2.5           | <p><u>Air Pollution Control (Construction Dust) Regulation &amp; Good Site Practices</u></p> <ul style="list-style-type: none"> <li>• Use of regular watering, with complete coverage, to reduce dust emissions from exposed site surfaces and unpaved roads, particularly during dry weather.</li> <li>• Use of frequent watering for particularly dusty construction areas and areas close to ASRs.</li> <li>• Side enclosure and covering of any aggregate or dusty material storage piles to reduce emissions. Where this is not practicable owing to frequent usage, watering should be applied to aggregate fines.</li> <li>• Open stockpiles should be avoided or covered. Where possible, prevent placing dusty material storage piles near ASRs.</li> <li>• Tarpaulin covering of all dusty vehicle loads transported to, from and between site locations.</li> <li>• Establishment and use of vehicle wheel and body washing facilities at the exit points of the site.</li> <li>• Provision of wind shield and dust extraction units or similar dust mitigation measures at the loading points, and use of water sprinklers at the loading area where dust generation is likely during the loading process of loose material, particularly in dry seasons/ periods.</li> <li>• Imposition of speed controls for vehicles on unpaved site roads. 8 kilometers per hour is the recommended limit.</li> <li>• Where possible, routing of vehicles and positioning of construction plant should be at the maximum possible distance from ASRs.</li> <li>• Every stock of more than 20 bags of cement or dry pulverised fuel ash (PFA) should be covered entirely by impervious sheeting or placed in an area sheltered on the top and the 3 sides.</li> <li>• Cement or dry PFA delivered in bulk should be stored in a closed silo fitted with an audible high level alarm which is interlocked with the material filling line and no overfilling is allowed.</li> <li>• Loading, unloading, transfer, handling or storage of bulk cement or dry PFA should be carried out in a totally enclosed system or facility, and any vent or exhaust should be fitted with an effective fabric filter or equivalent air pollution control system.</li> </ul> | Construction Site / During Construction Period | √      |
| B. Hazard to Life  |               |  |  |        |
| 4.102  | 3.3           | <p><u>Construction Phase</u></p> <ul style="list-style-type: none"> <li>• The number of workers on site during construction stage should be kept at the same level as</li> </ul>   | Construction Site / During Construction Period | √      |

| EIA Ref.                | EM&A Log Ref. | Environmental Protection Measures  | Location/ Timing                               | Status |
|-------------------------|---------------|--|--|--------|
|                         |               | <p>the assessment.</p> <ul style="list-style-type: none"> <li>• Construction works should be suspended when delivery of chlorine takes place.</li> <li>• 3m high fence should be constructed along the boundary facing the SHWWTW.</li> <li>• Emergency evacuation procedures should be formulated and the Contractor should ensure all workers on site should be familiar with these procedures as well as the route to escape in case of gas release incident. Relevant Departments, such as Fire Services Department (FSD), should be consulted during the development of Emergency procedures. Diagram showing the escape routes to a safe place should be posted in the site notice boards and at the entrance/exit of site. A copy of the latest version emergency procedures should be dispatched to Tung Chung Fire Station for reference once available.</li> <li>• The emergency procedures should specify means of providing a rapid and direct warning (e.g. Siren and Flashing Light) to construction workers in the event of chlorine gas release in the SHWWTW.</li> <li>• The Contractor should establish a communication channel with the SHWWTW operation personnel and FSD during construction stage. In case of any hazardous incidents in the treatment works, operation personnel of SHWWTW should advise the Contractor to inform construction workers to proceed with emergency procedure. The Contractor should appoint a Liaison Officer to communicate with FSD Incident Commander on site in case of emergency.</li> <li>• Introduction training should be provided to any staff before carryout construction works at the Project site.</li> <li>• Periodic drills should be coordinated and conducted to ensure all construction personnel are familiar with the emergency procedures. Upon completion of the drills, a review on every step taken should be conducted to identify area of improvement. Prior notice of periodic drills should be given to Station Commander of Tung Chung Fire Station. Joint operational exercise with FSD and SHWWTW is recommended.</li> </ul> |  |        |
| <i>C. Water Quality</i> |               |  |  |        |
| 5.44                    | 4.5           | <p><u>Construction site run-off and general construction activities:</u><br/>The mitigation measures as outlined in the ProPECC PN 1/94 Construction Site Drainage should be adopted where applicable.</p>   | Construction Site / During Construction Period | √      |
| 5.45                    | 4.5           | <p><u>Excavation of Soil Materials</u><br/>The construction programme should be properly planned to minimise soil excavation, if any, in rainy seasons. This prevents soil erosion from exposed soil surfaces. Any exposed soil surfaces should also be properly protected to minimise dust emission. In areas where a large amount of exposed soils exist, earth bunds or sand bags should be provided. Exposed stockpiles should be covered with tarpaulin or impervious sheets at all times. The stockpiles of materials should be</p>  | Construction Site / During Construction Period | N/A    |

| EIA Ref. | EM&A Log Ref. | Environmental Protection Measures   | Location/ Timing                               | Status |
|----------|---------------|---|--|--------|
|          |               | placed at locations away from any stream courses so as to avoid releasing materials into the water bodies. Final surfaces of earthworks should be compacted and protected by permanent work.  |  |        |
| 5.46     | 4.5           | <u>Accidental spillage of chemicals:</u><br>Contractor must register as a chemical waste producer if chemical wastes would be produced from the construction activities. The Waste Disposal Ordinance (Cap 354) and its subsidiary regulations in particular the Waste Disposal (Chemical Waste) (General) Regulation should be observed and complied with for control of chemical wastes.  | Construction Site / During Construction Period | √      |
| 5.47     | 4.5           | Maintenance of vehicles and equipments involving activities with potential for leakage and spillage should only be undertaken within the areas which appropriately equipped to control these discharges.  | Construction Site / During Construction Period | √      |
| 5.48     | 4.5           | Oils and fuels should only be used and stored in designated areas which have pollution prevention facilities. All fuel tanks and storage areas should be sited on sealed areas in order to prevent spillage of fuels and solvents to the nearby watercourses. All waste oils and fuels should be collected in designated tanks prior to disposal.   | Construction Site / During Construction Period | N/A    |
| 5.49     | 4.5           | Disposal of chemical wastes should be carried out in compliance with the Waste Disposal Ordinance. The Code of Practice on the Packaging, Labelling and Storage of Chemical Wastes published under the Waste Disposal Ordinance details the requirements to deal with chemical wastes. General requirements are given as follows:<br><ul style="list-style-type: none"> <li>• Suitable containers should be used to hold the chemical wastes to avoid leakage or spillage during storage, handling and transport.</li> <li>• Chemical waste containers should be suitably labeled, to notify and warn the personnel who are handling the wastes, to avoid accidents.</li> <li>• Storage area should be selected at a safe location on site and adequate space should be allocated to the storage area.</li> </ul> | Construction Site / During Construction Period | √      |
| 5.50     | 4.5           | Construction solid waste, debris and rubbish on site should be collected, handled and disposed of properly to avoid entering to the nearby watercourses. Stockpiles of cement and other construction materials should be kept covered when not being used. Rubbish and litter from construction sites should also be collected to prevent spreading of rubbish and litter from the site area. It is recommended to clean the construction sites on a regular basis.   | Construction Site / During Construction Period | √      |
| 5.51     | 4.5           | <u>Sewage Effluent</u>  | Work site/During the                           | N/A    |

| EIA Ref.                   | EM&A Log Ref. | Environmental Protection Measures   | Location/ Timing                       | Status |
|----------------------------|---------------|---|--|--------|
|                            |               | The presence of construction workers generates sewage. It is recommended to provide sufficient chemical toilets in the works areas. The toilet facilities should be more than 30m from any watercourse. A licensed waste collector should be deployed to clean the chemical toilets on a regular basis.   | construction period                    |        |
| 5.52                       | 4.5           | Notices should be posted at conspicuous locations to remind the workers not to discharge any sewage or wastewater into the nearby environment during the construction phase of the project. Regular environmental audit on the construction site can provide an effective control of any malpractices and can achieve continual improvement of environmental performance on site.   | Work Site / During Construction Period | √      |
| 5.53                       | 4.5           | <p><u>Nullah Decking</u></p> <p>To minimize the potential water quality impacts from the nullah reconstruction works, the practices outlined below should be adopted where applicable:</p> <ul style="list-style-type: none"> <li>• The proposed works should be carried out within the dry season between October and March when the flow in the open nullah is low.</li> <li>• The use of less or smaller construction plants may be specified to reduce the disturbance to the nullah bed.</li> <li>• Temporary storage of materials (e.g. equipment, filling materials, chemicals and fuel) and temporary stockpile of construction materials should be located well away from the nullah and any water courses during carrying out of the construction works.</li> <li>• Stockpiling of construction materials and dusty materials should be covered and located away from the nullah any water courses.</li> <li>• Construction debris and spoil should be covered up and/or disposed of as soon as possible to avoid being washed into the nullah and nearby water receivers.</li> <li>• Construction activities, which generate large amount of wastewater, should be carried out in a distance away from the nullah, where practicable.</li> <li>• Construction effluent, site run-off and sewage should be properly collected and/or treated.</li> <li>• Any works site inside the nullah should be temporarily isolated, such as by placing of sandbags or silt curtains with lead edge at bottom and properly supported props to prevent adverse impact on the water quality.</li> <li>• Proper shoring may need to be erected in order to prevent soil/mud from slipping into the nullah and nearby watercourse.</li> <li>• Supervisory staff should be assigned to station</li> </ul> | Work Site / During Construction Period | N/A    |
| <i>D. Waste Management</i> |               |   |  |        |
| 6.41                       | 5.4           | <u>Good Site Practices</u>  | Work Site / During                     | √      |

| EIA Ref. | EM&A Log Ref. | Environmental Protection Measures   | Location/ Timing                               | Status |
|----------|---------------|---|--|--------|
|          |               | <p>Recommendations for good site practices during the construction phase would include:</p> <ul style="list-style-type: none"> <li>• Obtain relevant waste disposal permits from appropriate authorities, in accordance with the Waste Disposal Ordinance (Cap. 354) and subsidiary Regulations and the Land (Miscellaneous Provisions) Ordinance (Cap. 28);</li> <li>• Provide staff training for proper waste management and chemical handling procedures;</li> <li>• Provide sufficient waste disposal points and regular waste collection;</li> <li>• Provide appropriate measures to minimize windblown litter and dust during transportation of waste by either covering trucks or by transporting wastes in enclosed containers;</li> <li>• Carry out regular cleaning and maintenance programme for drainage systems, sumps and oil interceptors;</li> <li>• Separate chemical wastes for special handling and disposed of to licensed facility for treatment; and</li> <li>• Employ licensed waste collector to collect waste.</li> </ul>  | Construction Period                            |        |
| 6.42     | 5.5           | <p><u>Waste Reduction Measures</u></p> <p>Waste reduction is best achieved at the planning and design stage, as well as by ensuring the implementation of good site practices. Recommendations to achieve waste reduction include:</p> <ul style="list-style-type: none"> <li>• Design foundation works that could minimise the amount of excavated material to be generated;</li> <li>• Provide training to workers on the importance of site cleanliness and appropriate waste management procedures, including waste reduction, reuse and recycling;</li> <li>• Sort out demolition debris and excavated materials from demolition works to recover reusable/ recyclable portions (i.e. soil, broken concrete, metal etc.);</li> <li>• Segregate and store different types of waste in different containers, skips or stockpiles to enhance reuse or recycling of materials and their proper disposal;</li> <li>• Encourage the collection of aluminium cans by providing separate labelled bins to enable this waste to be segregated from other general refuse generated by the workforce; and</li> <li>• Plan and stock construction materials carefully to minimize the amount of waste to be generated and to avoid unnecessary generation of waste.</li> </ul> | Work Site/ During Design & Construction Period | √      |
| 6.44     | 5.7           | <p><u>Excavated and C&amp;D Materials</u></p> <p>In order to minimise the impact resulting from collection and transportation of C&amp;D material for off-site disposal, the excavated material arising from site formation and foundation works should be reused on-site as backfilling material and for landscaping works as far as practicable. Other mitigation requirements are listed below:</p> <ul style="list-style-type: none"> <li>• A WMP, which becomes part of the Environmental Management Plan (EMP), should be prepared in accordance with ETWB TCW No.19/2005;</li> </ul>   | Work Site/ During Design & Construction Period | √      |

| EIA Ref.                       | EM&A Log Ref. | Environmental Protection Measures  | Location/ Timing                              | Status |
|--------------------------------|---------------|--|---|--------|
|                                |               | <ul style="list-style-type: none"> <li>• A recording system for the amount of wastes generated, recycled and disposed of (including the disposal sites) should be adopted for easy tracking; and</li> <li>• In order to monitor the disposal of excavated and C&amp;D material at public filling facilities and landfills and to control fly-tipping, a trip-ticket system should be adopted (refer to ETWB TCW No. 31/2004).</li> </ul>   |   |        |
| 6.45 – 6.46                    | 5.8 – 5.9     | <p>An EMP should be prepared and implemented in accordance with ETWB TCW No. 19/2005 which describes the arrangements for avoidance, reuse, recovery, recycling, storage, collection, treatment and disposal of different categories of waste to be generated from construction activities. The EMP should be submitted to the Supervising Officer (SO) and Supervising Officer's Representative (SOR) for approval. The EMP should be reviewed regularly and updated, preferably on a monthly basis.</p> <p>A system should be devised to work for on-site sorting of excavated and C&amp;D materials and promptly removing all sorted and process materials arising from the construction activities to minimize temporary stockpiling on-site. The system should be included in the EMP identifying the source of generation, estimated quantity, arrangement for on-site sorting, collection, temporary storage areas and frequency of collection by recycling Contractors or frequency of removal off-site.</p> | Work Site/During Design & Construction Period | √      |
| 6.47                           | 5.10          | <p><u>Chemical Waste</u></p> <p>Should chemical wastes be produced at the construction site, the Contractor would be required to register with EPD as a Chemical Waste Producer and to follow the guidelines stated in the Code of Practice on the Packaging, Labelling and Storage of Chemical Wastes. Good quality containers compatible with the chemical wastes should be used, and incompatible chemicals should be stored separately. Appropriate labels should be securely attached on each chemical waste container indicating the corresponding chemical characteristics of the chemical waste (such as explosive, flammable, oxidizing, irritant, toxic, harmful, or corrosive). The Contractor should employ a licensed collector to transport and dispose of the chemical wastes, to either the CWTC in Tsing Yi, or any other licensed facilities, in accordance with the Waste Disposal (Chemical Waste) General Regulation.</p>   | Work Site / During Construction Period        | √      |
| 6.48                           | 5.11          | <p><u>General Refuse</u></p> <p>General refuse should be stored in enclosed bins or compaction units separated from C&amp;D material. A licensed waste collector should be employed by the contractor to remove general refuse from the site, separately from C&amp;D material. Preferably an enclosed and covered area should be provided to reduce the occurrence of 'wind blown' light material.</p>  | Work Site / During Construction Period        | √      |
| <i>E. Landscape and Visual</i> |               |  |   |        |
| 7.99 & Table 7.7               | Table 6.1     | <p><u>Construction Phase</u></p> <p>Topsoil, where identified, should be stripped and stored for re-use in the construction of the</p>   | Work Site / During Construction Period        | N/A    |

| EIA Ref.        | EM&A Log Ref. | Environmental Protection Measures  | Location/ Timing                               | Status |
|-----------------|---------------|--|--|--------|
|                 |               | soft landscape works, where practical <ul style="list-style-type: none"> <li>• Compensatory tree planting should be provided to compensate for felled trees.</li> <li>- Compensation tree species shall be chosen from both indigenous and ornamental species</li> <li>- Compensatory tree planting quantities shall be as per DLO approved requirement.</li> <li>• Control of night-time lighting</li> <li>• Erection of decorative screen hoarding compatible with the surrounding setting</li> </ul>  |  |        |
| <i>F. Noise</i> |               |  |  |        |
| 8.25            | 7.3           | Good Site Practice: <ul style="list-style-type: none"> <li>• Only well-maintained plant should be operated on-site and plant should be serviced regularly during the construction program;</li> <li>• Mobile plant, if any, should be sited as far from noise sensitive receivers (NSRs) as possible;</li> <li>• Machines and plant (such as trucks) that may be in intermittent use should be shut down between work periods or should be throttled down to a minimum;</li> <li>• Plant known to emit noise strongly in one direction should, wherever possible, be orientated so that the noise is directed away from the nearby NSRs; and</li> <li>• Material stockpiles and other structures should be effectively utilized, wherever practicable, in screening noise from on-site construction activities.</li> </ul> | Work site/ During Design & Construction Stages | <>     |

Remark:

- √ Compliance of Mitigation Measures
- <> Compliance of Mitigation but need improvement
- x Non-compliance of Mitigation Measures
- ▲ Non-compliance of Mitigation Measures but rectified by OSCAR Bioenergy JV
- Δ Deficiency of Mitigation Measures but rectified by OSCAR Bioenergy JV
- N/A Not Applicable in Reporting Period



Annex F2

## Implementation Schedule of Mitigation Measures for Operation Phase

**Annex F2 Summary of Mitigation Measures Implementation Schedule for Operation Phase**

| EIA Ref.   | EM&A Log Ref.     | Environmental Protection Measures  | Location/ Timing  | Status |
|--|-------------------|--|---|--------|
| <i>Summary of Environmental Mitigation Measures in the EIA and EM&amp;A Manual</i> |                   |  |   |        |
| <i>A. Air Quality</i>  |                   |  |   |        |
| 3.78   | 2.7 & 2.13 – 2.19 | <u>Air Pollution Control (Construction Dust) Regulation &amp; Good Site Practices</u> <ul style="list-style-type: none"> <li>Commissioning tests shall be conducted to confirm the centralized air pollution control unit, the cogen units, the standby flaring unit and ASP against the design emission levels as stated in Tables 2.2 - 2.5.</li> <li>Odour monitoring shall be conducted at the stack exhaust of the centralized air pollution control unit weekly in the first month of the commissioning stage.</li> </ul>  | OWTF Stacks/ During Commissioning Stage   | √      |
| 3.78   | 2.7-2.12          | <u>Air Pollution Control and Stack Monitoring</u> <ul style="list-style-type: none"> <li>Stack monitoring shall be installed for the centralized air pollution control unit, cogen units and ASP of OWTF to ensure that the air emissions from OWTF would meet the design emission limits as well as EPD criteria.</li> </ul>  | During Operation  | √      |
| 3.78   | 2.20- 2.28        | <ul style="list-style-type: none"> <li>Odour Patrol at site boundary of OWTF</li> </ul>  | OWTF Site Boundary/ During Operation (The need to continue the odour patrol after the end of the 2-year monitoring period would depend on the monitoring results and should be agreed with EPD) | N/A    |
| <i>B. Hazard to Life</i>   |                   |  |   |        |
| 4.103  | 3.4               | <u>Operation Phase</u> <ul style="list-style-type: none"> <li>3m high fence should be constructed along the boundary facing the SHWWTW</li> <li>Emergency evacuation procedures should be formulated and the Contractor should ensure on site staff should be familiar with these procedures. Diagram showing the escape routes to a safe place should be posted in the site notice boards and at the entrance/exit of site. A copy of the latest version emergency procedures should be dispatched to Tung Chung Fire Station for reference once available.</li> <li>The emergency procedures should specify means of providing a rapid and direct warning (e.g. Siren and Flashing Light) to personnel on site in the event of chlorine gas release in the SHWWTW.</li> <li>The Contractor should establish a communication channel with the SHWWTW operation personnel and FSD. In case of any hazardous incidents in the treatment works, operation personnel of SHWWTW should advise the Contractor to inform personnel on site to proceed</li> </ul> | Work Site / During Operation Period   | √      |

| EIA Ref.                | EM&A Log Ref. | Environmental Protection Measures   | Location/ Timing                             | Status |
|-------------------------|---------------|---|--|--------|
|                         |               | <p>with emergency procedure. The Contractor should appoint a Liaison Officer to communicate with FSD Incident Commander on site in case of emergency.</p> <ul style="list-style-type: none"> <li>• Periodic drills should be coordinated and conducted to ensure all on site personnel are familiar with the emergency procedures. Upon completion of the drills, a review on every step taken should be conducted to identify area of improvement. Prior notice of periodic drills should be given to Station Commander of Tung Chung Fire Station. Joint operational exercise with FSD and SHWWTW is recommended.</li> </ul>  |  |        |
| <i>C. Water Quality</i> |               |   |  |        |
| 5.44                    | 4.5           | <p><u>Wastewater from Organic Waste Treatment Process</u></p> <p>The Project site will be equipped with an adequately sized wastewater treatment plant. A high rate type of active sludge system specifically designed for the removal of nitrogen components from the wastewater in combination with conversion of residual BOD and COD would be deployed. The wastewater treatment plant would also be incorporated with SHARON or annamox technology or equivalent to achieve high total overall nitrogen removal. Wastewater generated from the OWTF (including wastewater from dewatering process, leachate from waste reception area, condensate from biogas handling, wastewater from scrubber of air treatment system and any surplus water from truck washing facility) will be diverted to the wastewater treatment plant. Treated effluent will then be stored temporarily in order to be used as process water within the plants. The storage volume would be around 20 m<sup>3</sup>. Overflow from the tank will be discharged to foul sewers. The polluting parameters in effluent shall be in compliance with the requirements specified in the TM- DSS. The design, installation and operation of the wastewater treatment plant shall be licensed under the Waste Disposal Ordinance and subject to the effluent monitoring as required under the WPCO which is under the ambit of regional office (RO) of EPD. To ensure that wastewater can be adequately treated and effluent from treatment plant can meet the standards listed in TM- DSS, the following mitigation measure should be conducted.</p> <ul style="list-style-type: none"> <li>• Cleaning and maintenance of treatment facilities should be conducted on a regular basis to ensure that removal rate of each treatment facility would not be reduced.</li> <li>• Cleaning and maintenance of pipelines should be carried out on a regular basis to prevent block of pipeline and leaching of wastewater, and therefore prevent overflowed or leached wastewater discharging into nearby drainages and water streams.</li> <li>• Regular site inspection should be conducted to ensure that no wastewater can be directly discharged into nearby water streams.</li> </ul> | Work Site / During Design & Operation Period | √      |
| 5.55                    | 4.5           | <p>In the scrubber, spraying water should be re-circulated to minimize the need for external water. The spraying water would be collected at the bottom of the scrubber. Excess water would be discharged to the wastewater treatment plant as described in Section 5.54.</p>   | Work Site / During Design & Operation Period | √      |
| 5.56                    | 4.5           | <p>The waste reception, treatment facilities and compost storages of OWTF should be located in</p>  | Work Site / During Design &                  | √      |

| EIA Ref.                   | EM&A Log Ref. | Environmental Protection Measures  | Location/ Timing                             | Status |
|----------------------------|---------------|--|--|--------|
|                            |               | enclosed buildings to prevent generation of contaminated rain runoff. All surface runoff such as washed water generated in the treatment processes areas should be properly collected and diverted to the on-site wastewater treatment plant as described in Section 5.54.   | Operation Period                             |        |
| 5.57                       | 4.5           | All drainage system for collection and transferring wastewater generated in the OWTF to the on-site wastewater treatment plant as described in Section 5.54 should be capable of preventing clogging and easy maintenance and cleaning.  | Work Site / During Design & Operation Period | √      |
| <i>D. Waste Management</i> |               |  |  |        |
| 6.50                       | 5.12          | <p><u>Good Site Practices</u></p> <p>Good operational practices should be adopted to Minimize waste management impacts:</p> <ul style="list-style-type: none"> <li>• Obtain the necessary waste disposal permits from the appropriate authorities, in accordance with the Waste Disposal Ordinance (Cap. 354), Waste Disposal (Chemical Waste) (General) Regulation and the Land (Miscellaneous Provision) Ordinance (Cap. 28);</li> <li>• Nomination of an approved person to be responsible for good site practice, arrangements for collection and effective disposal to an appropriate facility of all wastes generated at the site;</li> <li>• Use of a waste haulier licensed to collect specific category of waste;</li> <li>• A trip-ticket system should be included as one of the contractual requirements and implemented by the Environmental Team to monitor the disposal of solid wastes at public filling facilities and landfills, and to control fly tipping. Reference should be made to ETWB TCW No. 31/2004.</li> <li>• Training of site personnel in proper waste management and chemical waste handling procedures;</li> <li>• Separation of chemical wastes for special handling and appropriate treatment at a licensed facility;</li> <li>• Routine cleaning and maintenance programme for drainage systems, sumps and oil interceptors;</li> <li>• Provision of sufficient waste disposal points and regular collection for disposal;</li> <li>• Adoption of appropriate measures to minimize windblown litter and dust during transportation of waste, such as covering trucks or transporting wastes in enclosed containers; and</li> <li>• Implementation of a recording system for the amount of wastes generated, recycled and disposed of (including the disposal sites).</li> </ul> | During Operation Period                      | <>     |
| 6.51                       | 5.13          | <p><u>Waste Reduction Measures</u></p> <p>Good management and control can prevent the generation of significant amounts of waste. It is recommended that the following good operational practices should be adopted to ensure waste reduction:</p> <ul style="list-style-type: none"> <li>• Segregation and storage of different types of waste in different containers, skips or stockpiles to enhance reuse or recycling of materials and their proper disposal;</li> </ul>  | During Operation Period                      | <>     |

| EIA Ref.   | EM&A Log Ref. | Environmental Protection Measures   | Location/ Timing                               | Status |
|--|---------------|---|--|--------|
|  |               | <ul style="list-style-type: none"> <li>Encourage collection of aluminum cans, plastic bottles and packaging material (e.g. carton boxes) and office paper by individual collectors. Separate labelled bins should be provided to help segregate this waste from other general refuse generated by the work force; and</li> <li>Any unused chemicals or those with remaining functional capacity should be reused as far as practicable.</li> </ul>  |  |        |
| 6.52   | 5.14          | <p><u>Wastes Generated from Pre-Treatment Process</u></p> <p>Wastes generated from pre-treatment process should be recycled as far as possible. Wastes generated from pre-treatment process should also be separated from any chemical waste and stored in covered skips. The recyclables should be collected by licensed collectors, while the rest of the waste should be removed from the site on a daily basis to minimize odour, pest and litter impacts. Open burning must be strictly prohibited.</p>  | Pre-Treatment Process/ During Operation Period | <>     |
| 6.53-6.56  | 5.15-5.18     | <p><u>Chemical Wastes</u></p> <ul style="list-style-type: none"> <li>Chemical waste generated from machinery maintenance and servicing should be managed in accordance with Code of Practice on the Packaging, Labelling and storage of Chemical Wastes under the provisions of Waste Disposal (Chemical Waste) (General) Regulation. The chemical waste should be collected by drum-type containers and removed by licensed chemical waste contractors.</li> <li>Plant / equipment maintenance schedules should be planned in order to minimize the generation of chemical waste.</li> <li>Non-recyclable chemical wastes and lubricants should be disposed of at appropriate facilities, such as CWTC. Copies or counterfoils from collection receipts issued by the licensed waste collector should be kept for recording purpose.</li> <li>Recyclable chemical waste will be transported off-site for treatment by a licensed collector. The Contractor will need to register with EPD as a chemical waste producer. Where possible, chemical wastes (e.g. waste lubricants) would be recycled at appropriate facilities, such as Dunwell's oil re-refinery.</li> </ul> | Whole Site / During Operation Period           | √      |
| 6.57-6.58  | 5.19-5.20     | <p><u>General Refuse</u></p> <ul style="list-style-type: none"> <li>Waste generated in offices should be reduced through segregation and collection of recyclables. To promote the recycling of wastes such as used paper, aluminum cans and plastic bottles, it is recommended that recycling bins should be clearly labelled and placed at locations with easy access. For the collection of recyclable materials, they should be collected by licensed collectors.</li> <li>General refuse, other than segregated recyclable wastes, should be separated from any chemical waste and stored in covered skips. The general refuse should be removed from the site on a daily basis to minimize odour, pest and litter impacts. Also, open burning of refuse must be strictly prohibited.</li> </ul>   | Whole Site / During Operation Period           | <>     |
| E. Proposed Land Contamination Preventive Measures |               |   |  |        |

| EIA Ref. | EM&A Log Ref. | Environmental Protection Measures   | Location/ Timing                                     | Status |
|----------|---------------|---|--|--------|
| 6.65     | 5.21 (i)      | <u>Fuel Oil Containers</u> <ul style="list-style-type: none"> <li>• Fuel oil should be stored in suitable containers.</li> <li>• All fuel oil containers should be securely closed.</li> <li>• Appropriate labels showing the name of fuel oil should be posted on the containers.</li> <li>• Drip trays should be provided for all containers.</li> </ul>  | Fuel Oil Storage Containers /During Operation Period | √      |
| 6.65     | 5.21 (ii)     | <u>Storage Area</u> <ul style="list-style-type: none"> <li>• Distance between the fuel oil refuelling points and the fuel oil containers should be minimized.</li> <li>• The storage area should be used for fuel oil storage only.</li> <li>• No surface water drains or foul sewers should be connected to the storage area.</li> <li>• The storage area should be enclosed by three sides by a wall and have an impermeable floor or surface.</li> </ul>   | Fuel Oil Storage Area /During Operation Period       | √      |
| 6.65     | 5.21 (iii)    | <u>Fuel Oil Spillage Response</u><br>An Oil Spill Response Plan should be prepared by the operator to document the appropriate response procedures for oil spillage incident in detail. General procedures to be taken in case of fuel oil spillage are presented below. <ul style="list-style-type: none"> <li>• <u>Training</u><br/> Training on oil spill response actions should be given to relevant staff. The training should cover the followings: <ul style="list-style-type: none"> <li>- Tools &amp; resources to combat oil spillage and fire, e.g. locations of oil spill handling equipment and firefighting equipment;</li> <li>- General methods to deal with oil spillage and fire incidents;</li> <li>- Procedures for emergency drills in the event of oil spills and fire; and</li> <li>- Regular drills should be carried out.</li> </ul> </li> <li>• <u>Communication</u><br/> Establish communication channel with the Fire Services Department (FSD) and EPD to report any oil spillage incident so that necessary assistance from relevant department could be quickly sought.</li> <li>• <u>Response Procedure</u><br/> Any fuel oil spillage within the Project Site should be immediately reported to the Site Manager with necessary details including location, source, possible cause and extent of the spillage<br/> Site Manager should immediately attend to the spillage and initiate any appropriate action to confine and clean up the spillage. The response procedures should include the following: <ul style="list-style-type: none"> <li>- Identify and isolate the source of spillage as soon as possible.</li> <li>- Contain the oil spillage and avoid infiltration into soil / groundwater and</li> </ul> </li> </ul> | Whole Site / During Operation Phase                  | √      |

| EIA Ref. | EM&A Log Ref. | Environmental Protection Measures   | Location/ Timing                     | Status |
|----------|---------------|---|--------------------------------------|--------|
|          |               | <p>discharge to storm water channels.</p> <ul style="list-style-type: none"> <li>- Remove the oil spillage.</li> <li>- Clean up the contaminated area.</li> <li>- If the oil spillage occurs during refuelling, the refuelling operation should immediately be stopped.</li> <li>- Recovered contaminated fuel oil and the associated material to remove the spilled oil should be considered as chemical waste. The handling and disposal procedures for chemical wastes are discussed in the following paragraphs.</li> </ul>   |                                      |        |
| 6.66     | 5.22 (i)      | <p><u>Chemicals and Chemical Wastes Handling &amp; Storage</u></p> <ul style="list-style-type: none"> <li>• Chemicals and chemical wastes should only be stored in suitable containers in purpose-built areas.</li> <li>• The storage of chemical wastes should comply with the requirements of the Code of Practice on the Packaging, Labelling and Storage of Chemical Wastes.</li> <li>• The storage areas for chemicals and chemical wastes should have an impermeable floor or surface. The impermeable floor I surface should possess the following properties: <ul style="list-style-type: none"> <li>- Not liable to chemically react with the materials and their containers to be stored.</li> <li>- Able to withstand normal loading and physical damage caused by container handling</li> <li>- The integrity and condition of the impermeable floor or surface should be inspected at regular intervals to ensure that it is satisfactorily maintained</li> </ul> </li> <li>• For liquid chemicals and chemical wastes storage, the storage area should be bonded to contain at least 110% of the storage capacity of the largest containers or 20% of the total quantity of the chemicals/chemical wastes stored, whichever is the greater.</li> <li>• Storage container should be checked at regular intervals for their structural integrity and to ensure that the caps or fill points are tightly closed.</li> <li>• Chemical handling should be conducted by trained workers under supervision.</li> </ul> | Whole Site / During Operation Period | <>     |
| 6.66     | 5.22 (ii)     | <p><u>Chemicals and Chemical Wastes Spillage Response</u></p> <p>A Chemicals and / or Chemical Wastes Spillage Response Plan should be prepared by the operator to document in detail the appropriate response procedures for chemicals or chemical wastes spillage incidents. General procedures to be undertaken in case of chemicals I chemical waste spillages are presented below</p> <ul style="list-style-type: none"> <li>• Training</li> <li>• Training on spill response actions should be given to relevant staff. The training should cover the followings:</li> </ul>  | Whole Site / During Operation Period | √      |

| EIA Ref.    | EM&A Log Ref. | Environmental Protection Measures  | Location/ Timing                     | Status |
|-------------|---------------|--|--------------------------------------|--------|
|             |               | <ul style="list-style-type: none"> <li>- Tools &amp; resources to handle spillage, e.g. locations of spill handling equipment;</li> <li>- General methods to deal with spillage; and</li> <li>- Procedures for emergency drills in the event of spills.</li> </ul> <ul style="list-style-type: none"> <li>• Communication<br/>Establish communication channel with Fire Services Department (FSD) and EPD to report the spillage incident so that necessary assistance from relevant department could be quickly sought.</li> <li>• Response Procedures<br/>Any spillage within OWTF site should be reported to the Site Manager. Site Manager shall attend to the spillage and initiate any appropriate actions needed to confine and clean up the spillage. The response procedures should include the followings: <ul style="list-style-type: none"> <li>- Identify and isolate the source of spillage as soon as possible;</li> <li>- Contain the spillage and avoid infiltration into soil / groundwater and discharge to storm water channels (in case the spillage occurs at locations out of the designated storage areas);</li> <li>- Remove the spillage; the removal method / procedures documented in the Material Safety Data Sheet (MSDS) of the chemicals spilled should be observed;</li> <li>- Clean up the contaminated area (in case the spillage occurs at locations out of the designated storage areas); and</li> <li>- The waste arising from the cleanup operation should be considered as chemical wastes.</li> </ul> </li> </ul> |                                      |        |
| 6.67 - 6.69 | 5.23- 5.25    | <p><u>Incident Record</u></p> <ul style="list-style-type: none"> <li>• After any spillage, an incident report should be prepared by the Site Manager. The incident report should contain details of the incident including the cause of the incident, the material spilled and estimated spillage amount, and also the response actions undertaken. The incident record should be kept carefully and able to be retrieved when necessary.</li> <li>• The incident report should provide sufficient details for the evaluation of any environmental impacts due to the spillage and assessment of the effectiveness of measures taken.</li> <li>• In case any spillage or accidents results in significant land contamination, EPD should be informed immediately and the Project operator should be responsible for the cleanup of the affected area. The responses procedures described in Sections 6.65 - 6.66 of the EIA Report should be followed accordingly together with the land contamination assessment and remediation guidelines stipulated in the <i>Guidance</i></li> </ul>  | Whole Site / During Operation Period | √      |



| EIA Ref.                       | EM&A Log Ref. | Environmental Protection Measures   | Location/ Timing                                       | Status |
|--------------------------------|---------------|---|--|--------|
|                                |               | <i>Manual for Use of Risk-based Remediation Goals for Contaminated Land Management and the Guidance Note for Contaminated Land Assessment and Remediation.</i>  |  |        |
| <i>F. Landscape and Visual</i> |               |   |  |        |
| 7.98 & Table 7.8               | Table 6.2     | <u>Operation Phase</u> <ul style="list-style-type: none"> <li>• Aesthetic design of the facade, including its colour theme, pattern, texture , materials, finishing and associated structures to harmonize with the surrounding settings</li> <li>• Grass / groundcover planting to soften the roof</li> <li>• Heavy standard tree planting to screen proposed associated structures</li> <li>• Grasscrete paving to soften the harshness of large paved surface areas wherever possible</li> </ul> | Within Project Area / During Design & Operation Stages | √      |

Remark:

- √ Compliance of Mitigation Measures
- <> Compliance of Mitigation but need improvement
- x Non-compliance of Mitigation Measures
- ▲ Non-compliance of Mitigation Measures but rectified by OSCAR Bioenergy JV
- Δ Deficiency of Mitigation Measures but rectified by OSCAR Bioenergy JV
- N/A Not Applicable in Reporting Period

Annex G

## Hourly Average of Parameters Recorded for CAPCS, CHP and ASP

Annex G1

## Hourly Average of Parameters Measured in CAPCS

| Date     | Hour  | VOC (including methane) (mg/Nm <sup>3</sup> ) | Dust (mg/Nm <sup>3</sup> ) | Odour (OU/Nm <sup>3</sup> ) (including NH <sub>3</sub> & H <sub>2</sub> S) | Remark   |
|----------|-------|---|----------------------------|--|--|
| 01-04-19 | 12 AM | NA  | 0                          | 0  |  |
| 01-04-19 | 1 AM  | NA  | 0                          | 0  |  |
| 01-04-19 | 2 AM  | NA  | 0                          | 0  |  |
| 01-04-19 | 3 AM  | NA  | 0                          | 0  |  |
| 01-04-19 | 4 AM  | NA  | 0                          | 0  |  |
| 01-04-19 | 5 AM  | NA  | 0                          | 0  |  |
| 01-04-19 | 6 AM  | NA  | 13                         | 0  | Dust: scheduled system calibration data (not exceedance) |
| 01-04-19 | 7 AM  | NA  | 0                          | 0  |  |
| 01-04-19 | 8 AM  | NA  | 0                          | 0  |  |
| 01-04-19 | 9 AM  | NA  | 0                          | 0  |  |
| 01-04-19 | 10 AM | NA  | 0                          | 0  |  |
| 01-04-19 | 11 AM | NA  | 0                          | 24   |  |
| 01-04-19 | 12 PM | NA  | 0                          | 11   |  |
| 01-04-19 | 1 PM  | NA  | 0                          | 21   |  |
| 01-04-19 | 2 PM  | NA  | 13                         | 15   | Dust: scheduled system calibration data (not exceedance) |
| 01-04-19 | 3 PM  | NA  | 0                          | 0  |  |
| 01-04-19 | 4 PM  | NA  | 0                          | 0  |  |
| 01-04-19 | 5 PM  | NA  | 0                          | 0  |  |
| 01-04-19 | 6 PM  | NA  | 0                          | 0  |  |
| 01-04-19 | 7 PM  | NA  | 0                          | 0  |  |
| 01-04-19 | 8 PM  | NA  | 0                          | 0  |  |
| 01-04-19 | 9 PM  | NA  | 0                          | 0  |  |
| 01-04-19 | 10 PM | NA  | 10                         | 0  | Dust: scheduled system calibration data (not exceedance) |
| 01-04-19 | 11 PM | NA  | 0                          | 0  |  |
| 02-04-19 | 12 AM | NA  | 0                          | 0  |  |
| 02-04-19 | 1 AM  | NA  | 0                          | 0  |  |
| 02-04-19 | 2 AM  | NA  | 0                          | 0  |  |

|          |       |    |    |     |  |
|----------|-------|----|----|-----|--|
| 02-04-19 | 3 AM  | NA | 0  | 0   |  |
| 02-04-19 | 4 AM  | NA | 0  | 0   |  |
| 02-04-19 | 5 AM  | NA | 0  | 0   |  |
| 02-04-19 | 6 AM  | NA | 9  | 0   | Dust: scheduled system calibration data (not exceedance) |
| 02-04-19 | 7 AM  | NA | 0  | 20  |  |
| 02-04-19 | 8 AM  | NA | 0  | 71  |  |
| 02-04-19 | 9 AM  | NA | 0  | 16  |  |
| 02-04-19 | 10 AM | NA | 0  | 5   |  |
| 02-04-19 | 11 AM | NA | 0  | 8   |  |
| 02-04-19 | 12 PM | NA | 0  | 2   |  |
| 02-04-19 | 1 PM  | NA | 0  | 0   |  |
| 02-04-19 | 2 PM  | NA | 9  | 0   | Dust: scheduled system calibration data (not exceedance) |
| 02-04-19 | 3 PM  | NA | 0  | 0   |  |
| 02-04-19 | 4 PM  | NA | 0  | 4   |  |
| 02-04-19 | 5 PM  | NA | 0  | 1   |  |
| 02-04-19 | 6 PM  | NA | 0  | 1   |  |
| 02-04-19 | 7 PM  | NA | 0  | 0   |  |
| 02-04-19 | 8 PM  | NA | 0  | 5   |  |
| 02-04-19 | 9 PM  | NA | 0  | 24  |  |
| 02-04-19 | 10 PM | NA | 10 | 34  | Dust: scheduled system calibration data (not exceedance) |
| 02-04-19 | 11 PM | NA | 0  | 24  |  |
| 03-04-19 | 12 AM | NA | 0  | 29  |  |
| 03-04-19 | 1 AM  | NA | 0  | 14  |  |
| 03-04-19 | 2 AM  | NA | 0  | 9   |  |
| 03-04-19 | 3 AM  | NA | 0  | 1   |  |
| 03-04-19 | 4 AM  | NA | 0  | 8   |  |
| 03-04-19 | 5 AM  | NA | 0  | 23  |  |
| 03-04-19 | 6 AM  | NA | 13 | 141 | Dust: scheduled system calibration data (not exceedance) |

|          |       |    |    |     |   |
|----------|-------|----|----|-----|---|
| 03-04-19 | 7 AM  | NA | 0  | 173 |   |
| 03-04-19 | 8 AM  | NA | 0  | 68  |   |
| 03-04-19 | 9 AM  | NA | 0  | 70  |   |
| 03-04-19 | 10 AM | NA | 0  | 70  |   |
| 03-04-19 | 11 AM | NA | 0  | 79  |   |
| 03-04-19 | 12 PM | NA | 0  | 43  |   |
| 03-04-19 | 1 PM  | NA | 0  | 14  |   |
| 03-04-19 | 2 PM  | NA | 13 | 3   | Dust: scheduled system calibration data (not exceedance)  |
| 03-04-19 | 3 PM  | NA | 0  | 2   |   |
| 03-04-19 | 4 PM  | NA | 0  | 7   |   |
| 03-04-19 | 5 PM  | NA | 0  | 87  |   |
| 03-04-19 | 6 PM  | NA | 0  | 110 |   |
| 03-04-19 | 7 PM  | NA | 0  | 281 | Odour: chemical dosing system was still under optimisation (manual dosing was needed) and the work was completed in 10 April 2019 |
| 03-04-19 | 8 PM  | NA | 0  | 0   |   |
| 03-04-19 | 9 PM  | NA | 0  | 0   |   |
| 03-04-19 | 10 PM | NA | 13 | 0   | Dust: scheduled system calibration data (not exceedance)  |
| 03-04-19 | 11 PM | NA | 0  | 0   |   |
| 04-04-19 | 12 AM | NA | 0  | 0   |   |
| 04-04-19 | 1 AM  | NA | 0  | 0   |   |
| 04-04-19 | 2 AM  | NA | 0  | 0   |   |
| 04-04-19 | 3 AM  | NA | 0  | 0   |   |
| 04-04-19 | 4 AM  | NA | 0  | 0   |   |
| 04-04-19 | 5 AM  | NA | 0  | 0   |   |
| 04-04-19 | 6 AM  | NA | 13 | 0   | Dust: scheduled system calibration data (not exceedance)  |
| 04-04-19 | 7 AM  | NA | 0  | 0   |   |
| 04-04-19 | 8 AM  | NA | 0  | 0   |   |
| 04-04-19 | 9 AM  | NA | 0  | 0   |   |

|          |       |    |    |     |   |
|----------|-------|----|----|-----|---|
| 04-04-19 | 10 AM | NA | 0  | 20  |   |
| 04-04-19 | 11 AM | NA | 0  | 0   |   |
| 04-04-19 | 12 PM | NA | 0  | 56  |   |
| 04-04-19 | 1 PM  | NA | 0  | 520 | Odour: chemical dosing system was still under optimisation (manual dosing was needed) and the work was completed in 10 April 2019 |
| 04-04-19 | 2 PM  | NA | 13 | 25  | Dust: scheduled system calibration data (not exceedance)  |
| 04-04-19 | 3 PM  | NA | 0  | 46  |   |
| 04-04-19 | 4 PM  | NA | 0  | 46  |   |
| 04-04-19 | 5 PM  | NA | 0  | 82  |   |
| 04-04-19 | 6 PM  | NA | 0  | 92  |   |
| 04-04-19 | 7 PM  | NA | 0  | 99  |   |
| 04-04-19 | 8 PM  | NA | 0  | 162 |   |
| 04-04-19 | 9 PM  | NA | 0  | 383 | Odour: chemical dosing system was still under optimisation (manual dosing was needed) and the work was completed in 10 April 2019 |
| 04-04-19 | 10 PM | NA | 13 | 167 | Dust: scheduled system calibration data (not exceedance)  |
| 04-04-19 | 11 PM | NA | 0  | 192 |   |
| 05-04-19 | 12 AM | NA | 0  | 131 |   |
| 05-04-19 | 1 AM  | NA | 0  | 9   |   |
| 05-04-19 | 2 AM  | NA | 0  | 354 | Odour: chemical dosing system was still under optimisation (manual dosing was needed) and the work was completed in 10 April 2019 |
| 05-04-19 | 3 AM  | NA | 0  | 767 | Odour: chemical dosing system was still under optimisation (manual dosing was needed) and the work was completed in 10 April 2019 |
| 05-04-19 | 4 AM  | NA | 0  | 210 |   |
| 05-04-19 | 5 AM  | NA | 0  | 710 | Odour: chemical dosing system was still under optimisation (manual dosing was needed) and the work was completed in 10 April 2019 |

|                 |       |    |    |      |   |
|-----------------|-------|----|----|------|---|
| <b>05-04-19</b> | 6 AM  | NA | 13 | 1231 | Odour: chemical dosing system under optimisation/<br>Dust: scheduled system calibration data (not exceedance)                     |
| <b>05-04-19</b> | 7 AM  | NA | 0  | 752  | Odour: chemical dosing system was still under optimisation (manual dosing was needed) and the work was completed in 10 April 2019 |
| <b>05-04-19</b> | 8 AM  | NA | 0  | 156  |   |
| <b>05-04-19</b> | 9 AM  | NA | 0  | 768  | Odour: chemical dosing system was still under optimisation (manual dosing was needed) and the work was completed in 10 April 2019 |
| <b>05-04-19</b> | 10 AM | NA | 0  | 752  | Odour: chemical dosing system was still under optimisation (manual dosing was needed) and the work was completed in 10 April 2019 |
| <b>05-04-19</b> | 11 AM | NA | 0  | 1357 | Odour: chemical dosing system was still under optimisation (manual dosing was needed) and the work was completed in 10 April 2019 |
| <b>05-04-19</b> | 12 PM | NA | 0  | 1350 | Odour: chemical dosing system was still under optimisation (manual dosing was needed) and the work was completed in 10 April 2019 |
| <b>05-04-19</b> | 1 PM  | NA | 0  | 1256 | Odour: chemical dosing system was still under optimisation (manual dosing was needed) and the work was completed in 10 April 2019 |
| <b>05-04-19</b> | 2 PM  | NA | 13 | 1267 | Odour: chemical dosing system under optimisation/<br>Dust: scheduled system calibration data (not exceedance)                     |
| <b>05-04-19</b> | 3 PM  | NA | 0  | 1347 | Odour: chemical dosing system was still under optimisation (manual dosing was needed) and the work was completed in 10 April 2019 |
| <b>05-04-19</b> | 4 PM  | NA | 0  | 1350 | Odour: chemical dosing system was still under optimisation (manual dosing was needed) and the work was completed in 10 April 2019 |



|                 |       |    |    |      |   |
|-----------------|-------|----|----|------|---|
| <b>05-04-19</b> | 5 PM  | NA | 0  | 1485 | Odour: chemical dosing system was still under optimisation (manual dosing was needed) and the work was completed in 10 April 2019 |
| <b>05-04-19</b> | 6 PM  | NA | 0  | 1522 | Odour: chemical dosing system was still under optimisation (manual dosing was needed) and the work was completed in 10 April 2019 |
| <b>05-04-19</b> | 7 PM  | NA | 0  | 794  | Odour: chemical dosing system was still under optimisation (manual dosing was needed) and the work was completed in 10 April 2019 |
| <b>05-04-19</b> | 8 PM  | NA | 0  | 109  |   |
| <b>05-04-19</b> | 9 PM  | NA | 0  | 50   |   |
| <b>05-04-19</b> | 10 PM | NA | 13 | 56   | Dust: scheduled system calibration data (not exceedance)  |
| <b>05-04-19</b> | 11 PM | NA | 0  | 46   |   |
| <b>06-04-19</b> | 12 AM | NA | 0  | 109  |   |
| <b>06-04-19</b> | 1 AM  | NA | 0  | 162  |   |
| <b>06-04-19</b> | 2 AM  | NA | 0  | 157  |   |
| <b>06-04-19</b> | 3 AM  | NA | 0  | 144  |   |
| <b>06-04-19</b> | 4 AM  | NA | 0  | 393  | Odour: chemical dosing system was still under optimisation (manual dosing was needed) and the work was completed in 10 April 2019 |
| <b>06-04-19</b> | 5 AM  | NA | 0  | 380  | Odour: chemical dosing system was still under optimisation (manual dosing was needed) and the work was completed in 10 April 2019 |
| <b>06-04-19</b> | 6 AM  | NA | 13 | 392  | Odour: chemical dosing (acid scurbber) system malfunction / Dust: scheduled system calibration data (not exceedance)              |
| <b>06-04-19</b> | 7 AM  | NA | 0  | 258  | Odour: chemical dosing system was still under optimisation (manual dosing was needed) and the work was completed in 10 April 2019 |

|          |       |    |    |     |   |
|----------|-------|----|----|-----|---|
| 06-04-19 | 8 AM  | NA | 0  | 114 | Odour: chemical dosing system was still under optimisation (manual dosing was needed) and the work was completed in 10 April 2019 |
| 06-04-19 | 9 AM  | NA | 0  | 76  |   |
| 06-04-19 | 10 AM | NA | 0  | 92  |   |
| 06-04-19 | 11 AM | NA | 0  | 83  |   |
| 06-04-19 | 12 PM | NA | 0  | 35  |   |
| 06-04-19 | 1 PM  | NA | 0  | 15  |   |
| 06-04-19 | 2 PM  | NA | 13 | 0   | Dust: scheduled system calibration data (not exceedance)  |
| 06-04-19 | 3 PM  | NA | 0  | 30  |   |
| 06-04-19 | 4 PM  | NA | 0  | 214 |   |
| 06-04-19 | 5 PM  | NA | 0  | 359 | Odour: chemical dosing system was still under optimisation (manual dosing was needed) and the work was completed in 10 April 2019 |
| 06-04-19 | 6 PM  | NA | 0  | 181 |   |
| 06-04-19 | 7 PM  | NA | 0  | 110 |   |
| 06-04-19 | 8 PM  | NA | 0  | 214 |   |
| 06-04-19 | 9 PM  | NA | 0  | 327 | Odour: chemical dosing system was still under optimisation (manual dosing was needed) and the work was completed in 10 April 2019 |
| 06-04-19 | 10 PM | NA | 13 | 79  | Dust: scheduled system calibration data (not exceedance)  |
| 06-04-19 | 11 PM | NA | 0  | 15  |   |
| 07-04-19 | 12 AM | NA | 0  | 51  |   |
| 07-04-19 | 1 AM  | NA | 0  | 0   |   |
| 07-04-19 | 2 AM  | NA | 0  | 0   |   |
| 07-04-19 | 3 AM  | NA | 0  | 0   |   |
| 07-04-19 | 4 AM  | NA | 0  | 0   |   |
| 07-04-19 | 5 AM  | NA | 13 | 0   | Dust: scheduled system calibration data (not exceedance)  |
| 07-04-19 | 6 AM  | NA | 0  | 10  |   |

|          |       |    |    |     |   |
|----------|-------|----|----|-----|---|
| 07-04-19 | 7 AM  | NA | 0  | 10  |   |
| 07-04-19 | 8 AM  | NA | 0  | 15  |   |
| 07-04-19 | 9 AM  | NA | 0  | 59  |   |
| 07-04-19 | 10 AM | NA | 0  | 5   |   |
| 07-04-19 | 11 AM | NA | 0  | 9   |   |
| 07-04-19 | 12 PM | NA | 0  | 0   |   |
| 07-04-19 | 1 PM  | NA | 0  | 0   |   |
| 07-04-19 | 2 PM  | NA | 26 | 0   | Dust: scheduled system calibration data (not exceedance)  |
| 07-04-19 | 3 PM  | NA | 0  | 12  |   |
| 07-04-19 | 4 PM  | NA | 0  | 8   |   |
| 07-04-19 | 5 PM  | NA | 0  | 0   |   |
| 07-04-19 | 6 PM  | NA | 0  | 0   |   |
| 07-04-19 | 7 PM  | NA | 0  | 0   |   |
| 07-04-19 | 8 PM  | NA | 0  | 0   |   |
| 07-04-19 | 9 PM  | NA | 0  | 0   |   |
| 07-04-19 | 10 PM | NA | 13 | 5   | Dust: scheduled system calibration data (not exceedance)  |
| 07-04-19 | 11 PM | NA | 0  | 14  |   |
| 08-04-19 | 12 AM | NA | 0  | 0   |   |
| 08-04-19 | 1 AM  | NA | 0  | 0   |   |
| 08-04-19 | 2 AM  | NA | 0  | 0   |   |
| 08-04-19 | 3 AM  | NA | 0  | 0   |   |
| 08-04-19 | 4 AM  | NA | 0  | 5   |   |
| 08-04-19 | 5 AM  | NA | 0  | 5   |   |
| 08-04-19 | 6 AM  | NA | 13 | 5   | Dust: scheduled system calibration data (not exceedance)  |
| 08-04-19 | 7 AM  | NA | 0  | 0   |   |
| 08-04-19 | 8 AM  | NA | 0  | 20  |   |
| 08-04-19 | 9 AM  | NA | 0  | 533 | Odour: chemical dosing system was still under optimisation (manual dosing was needed) and the work was completed in 10 April 2019 |

|          |       |    |    |     |  |
|----------|-------|----|----|-----|--|
| 08-04-19 | 10 AM | NA | 0  | 163 |  |
| 08-04-19 | 11 AM | NA | 0  | 0   |  |
| 08-04-19 | 12 PM | NA | 0  | 3   |  |
| 08-04-19 | 1 PM  | NA | 0  | 0   |  |
| 08-04-19 | 2 PM  | NA | 13 | 41  | Dust: scheduled system calibration data (not exceedance) |
| 08-04-19 | 3 PM  | NA | 0  | 24  |  |
| 08-04-19 | 4 PM  | NA | 0  | 43  |  |
| 08-04-19 | 5 PM  | NA | 0  | 66  |  |
| 08-04-19 | 6 PM  | NA | 0  | 46  |  |
| 08-04-19 | 7 PM  | NA | 0  | 62  |  |
| 08-04-19 | 8 PM  | NA | 0  | 0   |  |
| 08-04-19 | 9 PM  | NA | 0  | 0   |  |
| 08-04-19 | 10 PM | NA | 13 | 0   | Dust: scheduled system calibration data (not exceedance) |
| 08-04-19 | 11 PM | NA | 0  | 0   |  |
| 09-04-19 | 12 AM | NA | 0  | 27  |  |
| 09-04-19 | 1 AM  | NA | 0  | 52  |  |
| 09-04-19 | 2 AM  | NA | 0  | 30  |  |
| 09-04-19 | 3 AM  | NA | 0  | 26  |  |
| 09-04-19 | 4 AM  | NA | 0  | 47  |  |
| 09-04-19 | 5 AM  | NA | 0  | 0   |  |
| 09-04-19 | 6 AM  | NA | 13 | 0   | Dust: scheduled system calibration data (not exceedance) |
| 09-04-19 | 7 AM  | NA | 0  | 0   |  |
| 09-04-19 | 8 AM  | NA | 0  | 0   |  |
| 09-04-19 | 9 AM  | NA | 0  | 0   |  |
| 09-04-19 | 10 AM | NA | 0  | 0   |  |
| 09-04-19 | 11 AM | NA | 0  | 0   |  |
| 09-04-19 | 12 PM | NA | 0  | 0   |  |
| 09-04-19 | 1 PM  | NA | 0  | 0   |  |

|          |       |    |    |     |   |
|----------|-------|----|----|-----|---|
| 09-04-19 | 2 PM  | NA | 13 | 0   | Dust: scheduled system calibration data (not exceedance)  |
| 09-04-19 | 3 PM  | NA | 0  | 0   |   |
| 09-04-19 | 4 PM  | NA | 0  | 47  |   |
| 09-04-19 | 5 PM  | NA | 0  | 0   |   |
| 09-04-19 | 6 PM  | NA | 0  | 0   |   |
| 09-04-19 | 7 PM  | NA | 0  | 0   |   |
| 09-04-19 | 8 PM  | NA | 0  | 534 | Odour: chemical dosing system was still under optimisation (manual dosing was needed) and the work was completed in 10 April 2019 |
| 09-04-19 | 9 PM  | NA | 0  | 742 | Odour: chemical dosing system was still under optimisation (manual dosing was needed) and the work was completed in 10 April 2019 |
| 09-04-19 | 10 PM | NA | 9  | 162 | Dust: scheduled system calibration data (not exceedance)  |
| 09-04-19 | 11 PM | NA | 0  | 0   |   |
| 10-04-19 | 12 AM | NA | 0  | 0   |   |
| 10-04-19 | 1 AM  | NA | 0  | 0   |   |
| 10-04-19 | 2 AM  | NA | 0  | 20  |   |
| 10-04-19 | 3 AM  | NA | 0  | 20  |   |
| 10-04-19 | 4 AM  | NA | 0  | 0   |   |
| 10-04-19 | 5 AM  | NA | 0  | 0   |   |
| 10-04-19 | 6 AM  | NA | 9  | 0   | Dust: scheduled system calibration data (not exceedance)  |
| 10-04-19 | 7 AM  | NA | 0  | 0   |   |
| 10-04-19 | 8 AM  | NA | 0  | 0   |   |
| 10-04-19 | 9 AM  | NA | 0  | 36  |   |
| 10-04-19 | 10 AM | NA | 0  | 31  |   |
| 10-04-19 | 11 AM | NA | 0  | 38  |   |
| 10-04-19 | 12 PM | NA | 0  | 4   |   |
| 10-04-19 | 1 PM  | NA | 0  | 36  |   |

|          |       |    |    |    |  |
|----------|-------|----|----|----|--|
| 10-04-19 | 2 PM  | NA | 9  | 97 | Dust: scheduled system calibration data (not exceedance) |
| 10-04-19 | 3 PM  | NA | 0  | 78 |  |
| 10-04-19 | 4 PM  | NA | 0  | 0  |  |
| 10-04-19 | 5 PM  | NA | 0  | 0  |  |
| 10-04-19 | 6 PM  | NA | 0  | 0  |  |
| 10-04-19 | 7 PM  | NA | 0  | 0  |  |
| 10-04-19 | 8 PM  | NA | 0  | 0  |  |
| 10-04-19 | 9 PM  | NA | 0  | 0  |  |
| 10-04-19 | 10 PM | NA | 13 | 0  | Dust: scheduled system calibration data (not exceedance) |
| 10-04-19 | 11 PM | NA | 0  | 78 |  |
| 11-04-19 | 12 AM | NA | 0  | 48 |  |
| 11-04-19 | 1 AM  | NA | 0  | 36 |  |
| 11-04-19 | 2 AM  | NA | 0  | 36 |  |
| 11-04-19 | 3 AM  | NA | 0  | 0  |  |
| 11-04-19 | 4 AM  | NA | 0  | 0  |  |
| 11-04-19 | 5 AM  | NA | 0  | 0  |  |
| 11-04-19 | 6 AM  | NA | 13 | 0  | Dust: scheduled system calibration data (not exceedance) |
| 11-04-19 | 7 AM  | NA | 0  | 0  |  |
| 11-04-19 | 8 AM  | NA | 0  | 0  |  |
| 11-04-19 | 9 AM  | NA | 0  | 0  |  |
| 11-04-19 | 10 AM | NA | 0  | 0  |  |
| 11-04-19 | 11 AM | NA | 0  | 0  |  |
| 11-04-19 | 12 PM | NA | 0  | 0  |  |
| 11-04-19 | 1 PM  | NA | 0  | 80 |  |
| 11-04-19 | 2 PM  | NA | 13 | 0  | Dust: scheduled system calibration data (not exceedance) |
| 11-04-19 | 3 PM  | NA | 0  | 0  |  |
| 11-04-19 | 4 PM  | NA | 0  | 0  |  |
| 11-04-19 | 5 PM  | NA | 0  | 0  |  |

|          |       |    |    |     |  |
|----------|-------|----|----|-----|--|
| 11-04-19 | 6 PM  | NA | 0  | 0   |  |
| 11-04-19 | 7 PM  | NA | 0  | 0   |  |
| 11-04-19 | 8 PM  | NA | 0  | 0   |  |
| 11-04-19 | 9 PM  | NA | 0  | 0   |  |
| 11-04-19 | 10 PM | NA | 13 | 0   | Dust: scheduled system calibration data (not exceedance) |
| 11-04-19 | 11 PM | NA | 0  | 0   |  |
| 12-04-19 | 12 AM | NA | 0  | 57  |  |
| 12-04-19 | 1 AM  | NA | 0  | 100 |  |
| 12-04-19 | 2 AM  | NA | 0  | 0   |  |
| 12-04-19 | 3 AM  | NA | 0  | 0   |  |
| 12-04-19 | 4 AM  | NA | 0  | 0   |  |
| 12-04-19 | 5 AM  | NA | 0  | 0   |  |
| 12-04-19 | 6 AM  | NA | 13 | 0   | Dust: scheduled system calibration data (not exceedance) |
| 12-04-19 | 7 AM  | NA | 0  | 0   |  |
| 12-04-19 | 8 AM  | NA | 0  | 0   |  |
| 12-04-19 | 9 AM  | NA | 0  | 0   |  |
| 12-04-19 | 10 AM | NA | 0  | 0   |  |
| 12-04-19 | 11 AM | NA | 0  | 0   |  |
| 12-04-19 | 12 PM | NA | 0  | 0   |  |
| 12-04-19 | 1 PM  | NA | 0  | 0   |  |
| 12-04-19 | 2 PM  | NA | 13 | 0   | Dust: scheduled system calibration data (not exceedance) |
| 12-04-19 | 3 PM  | NA | 0  | 0   |  |
| 12-04-19 | 4 PM  | NA | 0  | 0   |  |
| 12-04-19 | 5 PM  | NA | 0  | 0   |  |
| 12-04-19 | 6 PM  | NA | 0  | 0   |  |
| 12-04-19 | 7 PM  | NA | 0  | 0   |  |
| 12-04-19 | 8 PM  | NA | 0  | 0   |  |
| 12-04-19 | 9 PM  | NA | 0  | 0   |  |

|          |       |    |    |   |  |
|----------|-------|----|----|---|--|
| 12-04-19 | 10 PM | NA | 13 | 0 | Dust: scheduled system calibration data (not exceedance) |
| 12-04-19 | 11 PM | NA | 0  | 0 |  |
| 13-04-19 | 12 AM | NA | 0  | 0 |  |
| 13-04-19 | 1 AM  | NA | 0  | 0 |  |
| 13-04-19 | 2 AM  | NA | 0  | 0 |  |
| 13-04-19 | 3 AM  | NA | 0  | 0 |  |
| 13-04-19 | 4 AM  | NA | 0  | 0 |  |
| 13-04-19 | 5 AM  | NA | 0  | 0 |  |
| 13-04-19 | 6 AM  | NA | 13 | 0 | Dust: scheduled system calibration data (not exceedance) |
| 13-04-19 | 7 AM  | NA | 0  | 0 |  |
| 13-04-19 | 8 AM  | NA | 0  | 0 |  |
| 13-04-19 | 9 AM  | NA | 0  | 0 |  |
| 13-04-19 | 10 AM | NA | 0  | 0 |  |
| 13-04-19 | 11 AM | NA | 0  | 0 |  |
| 13-04-19 | 12 PM | NA | 0  | 0 |  |
| 13-04-19 | 1 PM  | NA | 0  | 0 |  |
| 13-04-19 | 2 PM  | NA | 13 | 0 | Dust: scheduled system calibration data (not exceedance) |
| 13-04-19 | 3 PM  | NA | 0  | 0 |  |
| 13-04-19 | 4 PM  | NA | 0  | 0 |  |
| 13-04-19 | 5 PM  | NA | 0  | 0 |  |
| 13-04-19 | 6 PM  | NA | 0  | 0 |  |
| 13-04-19 | 7 PM  | NA | 0  | 0 |  |
| 13-04-19 | 8 PM  | NA | 0  | 0 |  |
| 13-04-19 | 9 PM  | NA | 0  | 0 |  |
| 13-04-19 | 10 PM | NA | 13 | 0 | Dust: scheduled system calibration data (not exceedance) |
| 13-04-19 | 11 PM | NA | 0  | 0 |  |
| 14-04-19 | 12 AM | NA | 0  | 0 |  |
| 14-04-19 | 1 AM  | NA | 0  | 0 |  |



|          |       |    |    |     |  |
|----------|-------|----|----|-----|--|
| 14-04-19 | 2 AM  | NA | 0  | 0   |  |
| 14-04-19 | 3 AM  | NA | 0  | 0   |  |
| 14-04-19 | 4 AM  | NA | 0  | 0   |  |
| 14-04-19 | 5 AM  | NA | 0  | 0   |  |
| 14-04-19 | 6 AM  | NA | 13 | 0   | Dust: scheduled system calibration data (not exceedance) |
| 14-04-19 | 7 AM  | NA | 0  | 0   |  |
| 14-04-19 | 8 AM  | NA | 0  | 0   |  |
| 14-04-19 | 9 AM  | NA | 0  | 0   |  |
| 14-04-19 | 10 AM | NA | 0  | 0   |  |
| 14-04-19 | 11 AM | NA | 0  | 0   |  |
| 14-04-19 | 12 PM | NA | 0  | 0   |  |
| 14-04-19 | 1 PM  | NA | 0  | 0   |  |
| 14-04-19 | 2 PM  | NA | 13 | 0   | Dust: scheduled system calibration data (not exceedance) |
| 14-04-19 | 3 PM  | NA | 0  | 0   |  |
| 14-04-19 | 4 PM  | NA | 0  | 0   |  |
| 14-04-19 | 5 PM  | NA | 0  | 0   |  |
| 14-04-19 | 6 PM  | NA | 0  | 0   |  |
| 14-04-19 | 7 PM  | NA | 0  | 20  |  |
| 14-04-19 | 8 PM  | NA | 0  | 31  |  |
| 14-04-19 | 9 PM  | NA | 0  | 137 |  |
| 14-04-19 | 10 PM | NA | 13 | 0   | Dust: scheduled system calibration data (not exceedance) |
| 14-04-19 | 11 PM | NA | 0  | 58  |  |
| 15-04-19 | 12 AM | NA | 0  | 20  |  |
| 15-04-19 | 1 AM  | NA | 0  | 77  |  |
| 15-04-19 | 2 AM  | NA | 0  | 31  |  |
| 15-04-19 | 3 AM  | NA | 0  | 0   |  |
| 15-04-19 | 4 AM  | NA | 0  | 147 |  |
| 15-04-19 | 5 AM  | NA | 0  | 0   |  |

|          |       |    |    |     |  |
|----------|-------|----|----|-----|--|
| 15-04-19 | 6 AM  | NA | 13 | 0   | Dust: scheduled system calibration data (not exceedance) |
| 15-04-19 | 7 AM  | NA | 0  | 195 |  |
| 15-04-19 | 8 AM  | NA | 0  | 95  |  |
| 15-04-19 | 9 AM  | NA | 0  | 0   |  |
| 15-04-19 | 10 AM | NA | 0  | 0   |  |
| 15-04-19 | 11 AM | NA | 0  | 0   |  |
| 15-04-19 | 12 PM | NA | 0  | 0   |  |
| 15-04-19 | 1 PM  | NA | 0  | 0   |  |
| 15-04-19 | 2 PM  | NA | 13 | 0   | Dust: scheduled system calibration data (not exceedance) |
| 15-04-19 | 3 PM  | NA | 0  | 0   |  |
| 15-04-19 | 4 PM  | NA | 0  | 0   |  |
| 15-04-19 | 5 PM  | NA | 0  | 0   |  |
| 15-04-19 | 6 PM  | NA | 0  | 0   |  |
| 15-04-19 | 7 PM  | NA | 0  | 0   |  |
| 15-04-19 | 8 PM  | NA | 0  | 0   |  |
| 15-04-19 | 9 PM  | NA | 0  | 0   |  |
| 15-04-19 | 10 PM | NA | 26 | 0   | Dust: scheduled system calibration data (not exceedance) |
| 15-04-19 | 11 PM | NA | 0  | 0   |  |
| 16-04-19 | 12 AM | NA | 0  | 0   |  |
| 16-04-19 | 1 AM  | NA | 0  | 0   |  |
| 16-04-19 | 2 AM  | NA | 0  | 0   |  |
| 16-04-19 | 3 AM  | NA | 0  | 0   |  |
| 16-04-19 | 4 AM  | NA | 0  | 0   |  |
| 16-04-19 | 5 AM  | NA | 0  | 0   |  |
| 16-04-19 | 6 AM  | NA | 26 | 0   | Dust: scheduled system calibration data (not exceedance) |
| 16-04-19 | 7 AM  | NA | 0  | 0   |  |
| 16-04-19 | 8 AM  | NA | 0  | 0   |  |
| 16-04-19 | 9 AM  | NA | 0  | 0   |  |

|          |       |    |    |   |  |
|----------|-------|----|----|---|--|
| 16-04-19 | 10 AM | NA | 0  | 0 |  |
| 16-04-19 | 11 AM | NA | 0  | 0 |  |
| 16-04-19 | 12 PM | NA | 0  | 0 |  |
| 16-04-19 | 1 PM  | NA | 0  | 0 |  |
| 16-04-19 | 2 PM  | NA | 13 | 0 | Dust: scheduled system calibration data (not exceedance) |
| 16-04-19 | 3 PM  | NA | 0  | 0 |  |
| 16-04-19 | 4 PM  | NA | 0  | 0 |  |
| 16-04-19 | 5 PM  | NA | 0  | 0 |  |
| 16-04-19 | 6 PM  | NA | 0  | 0 |  |
| 16-04-19 | 7 PM  | NA | 0  | 0 |  |
| 16-04-19 | 8 PM  | NA | 0  | 0 |  |
| 16-04-19 | 9 PM  | NA | 0  | 0 |  |
| 16-04-19 | 10 PM | NA | 13 | 0 | Dust: scheduled system calibration data (not exceedance) |
| 16-04-19 | 11 PM | NA | 0  | 0 |  |
| 17-04-19 | 12 AM | NA | 0  | 0 |  |
| 17-04-19 | 1 AM  | NA | 0  | 0 |  |
| 17-04-19 | 2 AM  | NA | 0  | 0 |  |
| 17-04-19 | 3 AM  | NA | 0  | 0 |  |
| 17-04-19 | 4 AM  | NA | 0  | 0 |  |
| 17-04-19 | 5 AM  | NA | 0  | 0 |  |
| 17-04-19 | 6 AM  | NA | 13 | 0 | Dust: scheduled system calibration data (not exceedance) |
| 17-04-19 | 7 AM  | NA | 0  | 0 |  |
| 17-04-19 | 8 AM  | NA | 0  | 0 |  |
| 17-04-19 | 9 AM  | NA | 0  | 0 |  |
| 17-04-19 | 10 AM | NA | 0  | 0 |  |
| 17-04-19 | 11 AM | NA | 0  | 0 |  |
| 17-04-19 | 12 PM | NA | 0  | 0 |  |
| 17-04-19 | 1 PM  | NA | 0  | 0 |  |

|          |       |    |    |   |  |
|----------|-------|----|----|---|--|
| 17-04-19 | 2 PM  | NA | 9  | 0 | Dust: scheduled system calibration data (not exceedance) |
| 17-04-19 | 3 PM  | NA | 0  | 0 |  |
| 17-04-19 | 4 PM  | NA | 0  | 0 |  |
| 17-04-19 | 5 PM  | NA | 0  | 0 |  |
| 17-04-19 | 6 PM  | NA | 0  | 0 |  |
| 17-04-19 | 7 PM  | NA | 0  | 0 |  |
| 17-04-19 | 8 PM  | NA | 0  | 0 |  |
| 17-04-19 | 9 PM  | NA | 0  | 0 |  |
| 17-04-19 | 10 PM | NA | 9  | 0 | Dust: scheduled system calibration data (not exceedance) |
| 17-04-19 | 11 PM | NA | 0  | 0 |  |
| 18-04-19 | 12 AM | NA | 0  | 0 |  |
| 18-04-19 | 1 AM  | NA | 0  | 0 |  |
| 18-04-19 | 2 AM  | NA | 0  | 0 |  |
| 18-04-19 | 3 AM  | NA | 0  | 0 |  |
| 18-04-19 | 4 AM  | NA | 0  | 0 |  |
| 18-04-19 | 5 AM  | NA | 0  | 0 |  |
| 18-04-19 | 6 AM  | NA | 9  | 0 | Dust: scheduled system calibration data (not exceedance) |
| 18-04-19 | 7 AM  | NA | 0  | 0 |  |
| 18-04-19 | 8 AM  | NA | 0  | 0 |  |
| 18-04-19 | 9 AM  | NA | 0  | 0 |  |
| 18-04-19 | 10 AM | NA | 0  | 0 |  |
| 18-04-19 | 11 AM | NA | 0  | 0 |  |
| 18-04-19 | 12 PM | NA | 0  | 0 |  |
| 18-04-19 | 1 PM  | NA | 0  | 0 |  |
| 18-04-19 | 2 PM  | NA | 13 | 0 | Dust: scheduled system calibration data (not exceedance) |
| 18-04-19 | 3 PM  | NA | 0  | 0 |  |
| 18-04-19 | 4 PM  | NA | 0  | 0 |  |
| 18-04-19 | 5 PM  | NA | 0  | 0 |  |

|          |       |    |    |     |  |
|----------|-------|----|----|-----|--|
| 18-04-19 | 6 PM  | NA | 0  | 0   |  |
| 18-04-19 | 7 PM  | NA | 0  | 0   |  |
| 18-04-19 | 8 PM  | NA | 0  | 0   |  |
| 18-04-19 | 9 PM  | NA | 0  | 0   |  |
| 18-04-19 | 10 PM | NA | 13 | 0   | Dust: scheduled system calibration data (not exceedance) |
| 18-04-19 | 11 PM | NA | 0  | 0   |  |
| 19-04-19 | 12 AM | NA | 0  | 0   |  |
| 19-04-19 | 1 AM  | NA | 0  | 0   |  |
| 19-04-19 | 2 AM  | NA | 0  | 0   |  |
| 19-04-19 | 3 AM  | NA | 0  | 0   |  |
| 19-04-19 | 4 AM  | NA | 0  | 0   |  |
| 19-04-19 | 5 AM  | NA | 0  | 0   |  |
| 19-04-19 | 6 AM  | NA | 13 | 5   | Dust: scheduled system calibration data (not exceedance) |
| 19-04-19 | 7 AM  | NA | 0  | 36  |  |
| 19-04-19 | 8 AM  | NA | 0  | 120 |  |
| 19-04-19 | 9 AM  | NA | 0  | 130 |  |
| 19-04-19 | 10 AM | NA | 0  | 79  |  |
| 19-04-19 | 11 AM | NA | 0  | 0   |  |
| 19-04-19 | 12 PM | NA | 0  | 0   |  |
| 19-04-19 | 1 PM  | NA | 0  | 0   |  |
| 19-04-19 | 2 PM  | NA | 13 | 0   | Dust: scheduled system calibration data (not exceedance) |
| 19-04-19 | 3 PM  | NA | 0  | 0   |  |
| 19-04-19 | 4 PM  | NA | 0  | 0   |  |
| 19-04-19 | 5 PM  | NA | 0  | 0   |  |
| 19-04-19 | 6 PM  | NA | 0  | 0   |  |
| 19-04-19 | 7 PM  | NA | 0  | 0   |  |
| 19-04-19 | 8 PM  | NA | 0  | 0   |  |
| 19-04-19 | 9 PM  | NA | 0  | 0   |  |

|          |       |    |    |   |  |
|----------|-------|----|----|---|--|
| 19-04-19 | 10 PM | NA | 13 | 0 | Dust: scheduled system calibration data (not exceedance) |
| 19-04-19 | 11 PM | NA | 0  | 0 |  |
| 20-04-19 | 12 AM | NA | 0  | 0 |  |
| 20-04-19 | 1 AM  | NA | 0  | 0 |  |
| 20-04-19 | 2 AM  | NA | 0  | 0 |  |
| 20-04-19 | 3 AM  | NA | 0  | 0 |  |
| 20-04-19 | 4 AM  | NA | 0  | 0 |  |
| 20-04-19 | 5 AM  | NA | 0  | 0 |  |
| 20-04-19 | 6 AM  | NA | 13 | 0 | Dust: scheduled system calibration data (not exceedance) |
| 20-04-19 | 7 AM  | NA | 0  | 0 |  |
| 20-04-19 | 8 AM  | NA | 0  | 0 |  |
| 20-04-19 | 9 AM  | NA | 0  | 0 |  |
| 20-04-19 | 10 AM | NA | 0  | 0 |  |
| 20-04-19 | 11 AM | NA | 0  | 0 |  |
| 20-04-19 | 12 PM | NA | 0  | 0 |  |
| 20-04-19 | 1 PM  | NA | 0  | 0 |  |
| 20-04-19 | 2 PM  | NA | 13 | 0 | Dust: scheduled system calibration data (not exceedance) |
| 20-04-19 | 3 PM  | NA | 0  | 0 |  |
| 20-04-19 | 4 PM  | NA | 0  | 0 |  |
| 20-04-19 | 5 PM  | NA | 0  | 0 |  |
| 20-04-19 | 6 PM  | NA | 0  | 0 |  |
| 20-04-19 | 7 PM  | NA | 0  | 0 |  |
| 20-04-19 | 8 PM  | NA | 0  | 0 |  |
| 20-04-19 | 9 PM  | NA | 0  | 0 |  |
| 20-04-19 | 10 PM | NA | 13 | 0 | Dust: scheduled system calibration data (not exceedance) |
| 20-04-19 | 11 PM | NA | 0  | 0 |  |
| 21-04-19 | 12 AM | NA | 0  | 0 |  |
| 21-04-19 | 1 AM  | NA | 0  | 0 |  |

|          |       |    |    |   |  |
|----------|-------|----|----|---|--|
| 21-04-19 | 2 AM  | NA | 0  | 0 |  |
| 21-04-19 | 3 AM  | NA | 0  | 0 |  |
| 21-04-19 | 4 AM  | NA | 0  | 0 |  |
| 21-04-19 | 5 AM  | NA | 0  | 0 |  |
| 21-04-19 | 6 AM  | NA | 13 | 0 | Dust: scheduled system calibration data (not exceedance) |
| 21-04-19 | 7 AM  | NA | 0  | 0 |  |
| 21-04-19 | 8 AM  | NA | 0  | 0 |  |
| 21-04-19 | 9 AM  | NA | 0  | 0 |  |
| 21-04-19 | 10 AM | NA | 0  | 0 |  |
| 21-04-19 | 11 AM | NA | 0  | 0 |  |
| 21-04-19 | 12 PM | NA | 0  | 0 |  |
| 21-04-19 | 1 PM  | NA | 0  | 0 |  |
| 21-04-19 | 2 PM  | NA | 13 | 0 | Dust: scheduled system calibration data (not exceedance) |
| 21-04-19 | 3 PM  | NA | 0  | 0 |  |
| 21-04-19 | 4 PM  | NA | 0  | 0 |  |
| 21-04-19 | 5 PM  | NA | 0  | 0 |  |
| 21-04-19 | 6 PM  | NA | 0  | 0 |  |
| 21-04-19 | 7 PM  | NA | 0  | 0 |  |
| 21-04-19 | 8 PM  | NA | 0  | 0 |  |
| 21-04-19 | 9 PM  | NA | 0  | 0 |  |
| 21-04-19 | 10 PM | NA | 13 | 0 | Dust: scheduled system calibration data (not exceedance) |
| 21-04-19 | 11 PM | NA | 0  | 0 |  |
| 22-04-19 | 12 AM | NA | 0  | 0 |  |
| 22-04-19 | 1 AM  | NA | 0  | 0 |  |
| 22-04-19 | 2 AM  | NA | 0  | 0 |  |
| 22-04-19 | 3 AM  | NA | 0  | 0 |  |
| 22-04-19 | 4 AM  | NA | 0  | 0 |  |
| 22-04-19 | 5 AM  | NA | 0  | 0 |  |

|          |       |    |    |   |  |
|----------|-------|----|----|---|--|
| 22-04-19 | 6 AM  | NA | 13 | 0 | Dust: scheduled system calibration data (not exceedance) |
| 22-04-19 | 7 AM  | NA | 0  | 0 |  |
| 22-04-19 | 8 AM  | NA | 0  | 0 |  |
| 22-04-19 | 9 AM  | NA | 0  | 0 |  |
| 22-04-19 | 10 AM | NA | 0  | 0 |  |
| 22-04-19 | 11 AM | NA | 0  | 0 |  |
| 22-04-19 | 12 PM | NA | 0  | 0 |  |
| 22-04-19 | 1 PM  | NA | 0  | 0 |  |
| 22-04-19 | 2 PM  | NA | 13 | 0 | Dust: scheduled system calibration data (not exceedance) |
| 22-04-19 | 3 PM  | NA | 0  | 0 |  |
| 22-04-19 | 4 PM  | NA | 0  | 0 |  |
| 22-04-19 | 5 PM  | NA | 0  | 0 |  |
| 22-04-19 | 6 PM  | NA | 0  | 0 |  |
| 22-04-19 | 7 PM  | NA | 0  | 0 |  |
| 22-04-19 | 8 PM  | NA | 0  | 0 |  |
| 22-04-19 | 9 PM  | NA | 0  | 0 |  |
| 22-04-19 | 10 PM | NA | 13 | 0 | Dust: scheduled system calibration data (not exceedance) |
| 22-04-19 | 11 PM | NA | 0  | 0 |  |
| 23-04-19 | 12 AM | NA | 0  | 0 |  |
| 23-04-19 | 1 AM  | NA | 0  | 0 |  |
| 23-04-19 | 2 AM  | NA | 0  | 0 |  |
| 23-04-19 | 3 AM  | NA | 0  | 0 |  |
| 23-04-19 | 4 AM  | NA | 0  | 0 |  |
| 23-04-19 | 5 AM  | NA | 0  | 0 |  |
| 23-04-19 | 6 AM  | NA | 13 | 0 | Dust: scheduled system calibration data (not exceedance) |
| 23-04-19 | 7 AM  | NA | 0  | 0 |  |
| 23-04-19 | 8 AM  | NA | 0  | 0 |  |
| 23-04-19 | 9 AM  | NA | 0  | 0 |  |



|          |       |    |    |   |  |
|----------|-------|----|----|---|--|
| 23-04-19 | 10 AM | NA | 0  | 0 |  |
| 23-04-19 | 11 AM | NA | 0  | 0 |  |
| 23-04-19 | 12 PM | NA | 0  | 0 |  |
| 23-04-19 | 1 PM  | NA | 0  | 0 |  |
| 23-04-19 | 2 PM  | NA | 13 | 0 | Dust: scheduled system calibration data (not exceedance) |
| 23-04-19 | 3 PM  | NA | 0  | 0 |  |
| 23-04-19 | 4 PM  | NA | 0  | 0 |  |
| 23-04-19 | 5 PM  | NA | 0  | 0 |  |
| 23-04-19 | 6 PM  | NA | 0  | 0 |  |
| 23-04-19 | 7 PM  | NA | 0  | 0 |  |
| 23-04-19 | 8 PM  | NA | 0  | 0 |  |
| 23-04-19 | 9 PM  | NA | 0  | 0 |  |
| 23-04-19 | 10 PM | NA | 13 | 0 | Dust: scheduled system calibration data (not exceedance) |
| 23-04-19 | 11 PM | NA | 0  | 0 |  |
| 24-04-19 | 12 AM | NA | 0  | 0 |  |
| 24-04-19 | 1 AM  | NA | 0  | 0 |  |
| 24-04-19 | 2 AM  | NA | 0  | 0 |  |
| 24-04-19 | 3 AM  | NA | 0  | 0 |  |
| 24-04-19 | 4 AM  | NA | 0  | 0 |  |
| 24-04-19 | 5 AM  | NA | 0  | 0 |  |
| 24-04-19 | 6 AM  | NA | 13 | 0 | Dust: scheduled system calibration data (not exceedance) |
| 24-04-19 | 7 AM  | NA | 0  | 0 |  |
| 24-04-19 | 8 AM  | NA | 0  | 0 |  |
| 24-04-19 | 9 AM  | NA | 0  | 0 |  |
| 24-04-19 | 10 AM | NA | 0  | 0 |  |
| 24-04-19 | 11 AM | NA | 0  | 0 |  |
| 24-04-19 | 12 PM | NA | 0  | 0 |  |
| 24-04-19 | 1 PM  | NA | 0  | 0 |  |

|          |       |    |    |     |   |
|----------|-------|----|----|-----|---|
| 24-04-19 | 2 PM  | NA | 26 | 0   | Dust: scheduled system calibration data (not exceedance)                              |
| 24-04-19 | 3 PM  | NA | 0  | 0   |   |
| 24-04-19 | 4 PM  | NA | 0  | 0   |   |
| 24-04-19 | 5 PM  | NA | 0  | 0   |   |
| 24-04-19 | 6 PM  | NA | 0  | 0   |   |
| 24-04-19 | 7 PM  | NA | 0  | 0   |   |
| 24-04-19 | 8 PM  | NA | 0  | 0   |   |
| 24-04-19 | 9 PM  | NA | 0  | 0   |   |
| 24-04-19 | 10 PM | NA | 13 | 0   | Dust: scheduled system calibration data (not exceedance)                              |
| 24-04-19 | 11 PM | NA | 0  | 0   |   |
| 25-04-19 | 12 AM | NA | 0  | 1   |   |
| 25-04-19 | 1 AM  | NA | 0  | 0   |   |
| 25-04-19 | 2 AM  | NA | 0  | 0   |   |
| 25-04-19 | 3 AM  | NA | 0  | 0   |   |
| 25-04-19 | 4 AM  | NA | 0  | 0   |   |
| 25-04-19 | 5 AM  | NA | 0  | 0   |   |
| 25-04-19 | 6 AM  | NA | 9  | 0   | Dust: scheduled system calibration data (not exceedance)                              |
| 25-04-19 | 7 AM  | NA | 0  | 105 |   |
| 25-04-19 | 8 AM  | NA | 0  | 132 |   |
| 25-04-19 | 9 AM  | NA | 0  | 2   |   |
| 25-04-19 | 10 AM | NA | 0  | 12  |   |
| 25-04-19 | 11 AM | NA | 0  | 106 |   |
| 25-04-19 | 12 PM | NA | 0  | 299 | Odour: alkaline dosing system under urgent maintainance, chemical dosing was affected |
| 25-04-19 | 1 PM  | NA | 0  | 19  |   |
| 25-04-19 | 2 PM  | NA | 9  | 0   | Dust: scheduled system calibration data (not exceedance)                              |
| 25-04-19 | 3 PM  | NA | 0  | 0   |   |
| 25-04-19 | 4 PM  | NA | 0  | 0   |   |

|          |       |    |    |   |  |
|----------|-------|----|----|---|--|
| 25-04-19 | 5 PM  | NA | 0  | 0 |  |
| 25-04-19 | 6 PM  | NA | 0  | 0 |  |
| 25-04-19 | 7 PM  | NA | 0  | 0 |  |
| 25-04-19 | 8 PM  | NA | 0  | 0 |  |
| 25-04-19 | 9 PM  | NA | 0  | 0 |  |
| 25-04-19 | 10 PM | NA | 9  | 0 | Dust: scheduled system calibration data (not exceedance) |
| 25-04-19 | 11 PM | NA | 0  | 0 |  |
| 26-04-19 | 12 AM | NA | 0  | 0 |  |
| 26-04-19 | 1 AM  | NA | 0  | 0 |  |
| 26-04-19 | 2 AM  | NA | 0  | 0 |  |
| 26-04-19 | 3 AM  | NA | 0  | 0 |  |
| 26-04-19 | 4 AM  | NA | 0  | 0 |  |
| 26-04-19 | 5 AM  | NA | 0  | 0 |  |
| 26-04-19 | 6 AM  | NA | 13 | 0 | Dust: scheduled system calibration data (not exceedance) |
| 26-04-19 | 7 AM  | NA | 0  | 0 |  |
| 26-04-19 | 8 AM  | NA | 0  | 0 |  |
| 26-04-19 | 9 AM  | NA | 0  | 0 |  |
| 26-04-19 | 10 AM | NA | 0  | 0 |  |
| 26-04-19 | 11 AM | NA | 0  | 0 |  |
| 26-04-19 | 12 PM | NA | 0  | 3 |  |
| 26-04-19 | 1 PM  | NA | 0  | 2 |  |
| 26-04-19 | 2 PM  | NA | 13 | 0 | Dust: scheduled system calibration data (not exceedance) |
| 26-04-19 | 3 PM  | NA | 0  | 0 |  |
| 26-04-19 | 4 PM  | NA | 0  | 0 |  |
| 26-04-19 | 5 PM  | NA | 0  | 0 |  |
| 26-04-19 | 6 PM  | NA | 0  | 0 |  |
| 26-04-19 | 7 PM  | NA | 0  | 0 |  |
| 26-04-19 | 8 PM  | NA | 0  | 0 |  |
| 26-04-19 | 9 PM  | NA | 0  | 0 |  |

|                 |       |    |    |   |  |
|-----------------|-------|----|----|---|--|
| <b>26-04-19</b> | 10 PM | NA | 13 | 0 | Dust: scheduled system calibration data (not exceedance) |
| <b>26-04-19</b> | 11 PM | NA | 0  | 0 |  |
| <b>27-04-19</b> | 12 AM | NA | 0  | 0 |  |
| <b>27-04-19</b> | 1 AM  | NA | 0  | 0 |  |
| <b>27-04-19</b> | 2 AM  | NA | 0  | 0 |  |
| <b>27-04-19</b> | 3 AM  | NA | 0  | 0 |  |
| <b>27-04-19</b> | 4 AM  | NA | 0  | 0 |  |
| <b>27-04-19</b> | 5 AM  | NA | 0  | 0 |  |
| <b>27-04-19</b> | 6 AM  | NA | 13 | 0 | Dust: scheduled system calibration data (not exceedance) |
| <b>27-04-19</b> | 7 AM  | NA | 0  | 0 |  |
| <b>27-04-19</b> | 8 AM  | NA | 0  | 0 |  |
| <b>27-04-19</b> | 9 AM  | NA | 0  | 0 |  |
| <b>27-04-19</b> | 10 AM | NA | 0  | 0 |  |
| <b>27-04-19</b> | 11 AM | NA | 0  | 0 |  |
| <b>27-04-19</b> | 12 PM | NA | 0  | 0 |  |
| <b>27-04-19</b> | 1 PM  | NA | 0  | 0 |  |
| <b>27-04-19</b> | 2 PM  | NA | 13 | 0 | Dust: scheduled system calibration data (not exceedance) |
| <b>27-04-19</b> | 3 PM  | NA | 0  | 0 |  |
| <b>27-04-19</b> | 4 PM  | NA | 0  | 0 |  |
| <b>27-04-19</b> | 5 PM  | NA | 0  | 0 |  |
| <b>27-04-19</b> | 6 PM  | NA | 0  | 0 |  |
| <b>27-04-19</b> | 7 PM  | NA | 0  | 0 |  |
| <b>27-04-19</b> | 8 PM  | NA | 0  | 0 |  |
| <b>27-04-19</b> | 9 PM  | NA | 0  | 0 |  |
| <b>27-04-19</b> | 10 PM | NA | 13 | 0 | Dust: scheduled system calibration data (not exceedance) |
| <b>27-04-19</b> | 11 PM | NA | 0  | 0 |  |
| <b>28-04-19</b> | 12 AM | NA | 0  | 0 |  |
| <b>28-04-19</b> | 1 AM  | NA | 0  | 0 |  |

|          |       |    |    |    |  |
|----------|-------|----|----|----|--|
| 28-04-19 | 2 AM  | NA | 0  | 0  |  |
| 28-04-19 | 3 AM  | NA | 0  | 0  |  |
| 28-04-19 | 4 AM  | NA | 0  | 0  |  |
| 28-04-19 | 5 AM  | NA | 0  | 0  |  |
| 28-04-19 | 6 AM  | NA | 13 | 0  | Dust: scheduled system calibration data (not exceedance) |
| 28-04-19 | 7 AM  | NA | 0  | 0  |  |
| 28-04-19 | 8 AM  | NA | 0  | 0  |  |
| 28-04-19 | 9 AM  | NA | 0  | 0  |  |
| 28-04-19 | 10 AM | NA | 0  | 0  |  |
| 28-04-19 | 11 AM | NA | 0  | 0  |  |
| 28-04-19 | 12 PM | NA | 0  | 0  |  |
| 28-04-19 | 1 PM  | NA | 0  | 0  |  |
| 28-04-19 | 2 PM  | NA | 13 | 0  | Dust: scheduled system calibration data (not exceedance) |
| 28-04-19 | 3 PM  | NA | 0  | 0  |  |
| 28-04-19 | 4 PM  | NA | 0  | 0  |  |
| 28-04-19 | 5 PM  | NA | 0  | 0  |  |
| 28-04-19 | 6 PM  | NA | 0  | 0  |  |
| 28-04-19 | 7 PM  | NA | 0  | 0  |  |
| 28-04-19 | 8 PM  | NA | 0  | 73 |  |
| 28-04-19 | 9 PM  | NA | 0  | 0  |  |
| 28-04-19 | 10 PM | NA | 13 | 0  | Dust: scheduled system calibration data (not exceedance) |
| 28-04-19 | 11 PM | NA | 0  | 0  |  |
| 29-04-19 | 12 AM | NA | 0  | 0  |  |
| 29-04-19 | 1 AM  | NA | 0  | 0  |  |
| 29-04-19 | 2 AM  | NA | 0  | 0  |  |
| 29-04-19 | 3 AM  | NA | 0  | 0  |  |
| 29-04-19 | 4 AM  | NA | 0  | 0  |  |
| 29-04-19 | 5 AM  | NA | 0  | 0  |  |

|          |       |    |    |    |  |
|----------|-------|----|----|----|--|
| 29-04-19 | 6 AM  | NA | 13 | 0  | Dust: scheduled system calibration data (not exceedance) |
| 29-04-19 | 7 AM  | NA | 0  | 0  |  |
| 29-04-19 | 8 AM  | NA | 0  | 0  |  |
| 29-04-19 | 9 AM  | NA | 0  | 0  |  |
| 29-04-19 | 10 AM | NA | 0  | 0  |  |
| 29-04-19 | 11 AM | NA | 0  | 0  |  |
| 29-04-19 | 12 PM | NA | 0  | 0  |  |
| 29-04-19 | 1 PM  | NA | 0  | 0  |  |
| 29-04-19 | 2 PM  | NA | 13 | 0  | Dust: scheduled system calibration data (not exceedance) |
| 29-04-19 | 3 PM  | NA | 0  | 0  |  |
| 29-04-19 | 4 PM  | NA | 0  | 0  |  |
| 29-04-19 | 5 PM  | NA | 0  | 0  |  |
| 29-04-19 | 6 PM  | NA | 0  | 0  |  |
| 29-04-19 | 7 PM  | NA | 0  | 0  |  |
| 29-04-19 | 8 PM  | NA | 0  | 0  |  |
| 29-04-19 | 9 PM  | NA | 0  | 0  |  |
| 29-04-19 | 10 PM | NA | 13 | 0  | Dust: scheduled system calibration data (not exceedance) |
| 29-04-19 | 11 PM | NA | 0  | 0  |  |
| 30-04-19 | 12 AM | NA | 0  | 0  |  |
| 30-04-19 | 1 AM  | NA | 0  | 0  |  |
| 30-04-19 | 2 AM  | NA | 0  | 0  |  |
| 30-04-19 | 3 AM  | NA | 0  | 0  |  |
| 30-04-19 | 4 AM  | NA | 0  | 0  |  |
| 30-04-19 | 5 AM  | NA | 0  | 0  |  |
| 30-04-19 | 6 AM  | NA | 13 | 0  | Dust: scheduled system calibration data (not exceedance) |
| 30-04-19 | 7 AM  | NA | 0  | 0  |  |
| 30-04-19 | 8 AM  | NA | 0  | 26 |  |
| 30-04-19 | 9 AM  | NA | 0  | 21 |  |

|          |       |    |    |   |  |
|----------|-------|----|----|---|--|
| 30-04-19 | 10 AM | NA | 0  | 0 |  |
| 30-04-19 | 11 AM | NA | 0  | 0 |  |
| 30-04-19 | 12 PM | NA | 0  | 0 |  |
| 30-04-19 | 1 PM  | NA | 0  | 0 |  |
| 30-04-19 | 2 PM  | NA | 13 | 0 | Dust: scheduled system calibration data (not exceedance) |
| 30-04-19 | 3 PM  | NA | 0  | 0 |  |
| 30-04-19 | 4 PM  | NA | 0  | 0 |  |
| 30-04-19 | 5 PM  | NA | 0  | 0 |  |
| 30-04-19 | 6 PM  | NA | 0  | 0 |  |
| 30-04-19 | 7 PM  | NA | 0  | 0 |  |
| 30-04-19 | 8 PM  | NA | 0  | 0 |  |
| 30-04-19 | 9 PM  | NA | 0  | 0 |  |
| 30-04-19 | 10 PM | NA | 13 | 0 | Dust: scheduled system calibration data (not exceedance) |
| 30-04-19 | 11 PM | NA | 0  | 0 |  |

Annex G2

# Hourly Average of Parameters Measured in CHP 1



| b        | Hour  | CHP 1 Hourly Average (mg/Nm <sup>3</sup> ) |     |     |                 |        |                         |     |     | Remarks |  |
|----------|-------|--|-----|-----|-----------------|--------|-------------------------|-----|-----|---------|--|
|          |       | Dust                                       | CO  | NOx | SO <sub>2</sub> | NMVOCs | VOC (including methane) | HCl | HF  |         |  |
| 01-04-19 | 12 AM | -  | -   | -   | -               | -      | -                       | -   | -   | -       |  |
| 01-04-19 | 1 AM  | -  | -   | -   | -               | -      | -                       | -   | -   | -       |  |
| 01-04-19 | 2 AM  | -  | -   | -   | -               | -      | -                       | -   | -   | -       |  |
| 01-04-19 | 3 AM  | -  | -   | -   | -               | -      | -                       | -   | -   | -       |  |
| 01-04-19 | 4 AM  | -  | -   | -   | -               | -      | -                       | -   | -   | -       |  |
| 01-04-19 | 5 AM  | -  | -   | -   | -               | -      | -                       | -   | -   | -       |  |
| 01-04-19 | 6 AM  | -  | -   | -   | -               | -      | -                       | -   | -   | -       |  |
| 01-04-19 | 7 AM  | -  | -   | -   | -               | -      | -                       | -   | -   | -       |  |
| 01-04-19 | 8 AM  | -  | -   | -   | -               | -      | -                       | -   | -   | -       |  |
| 01-04-19 | 9 AM  | -  | -   | -   | -               | -      | -                       | -   | -   | -       |  |
| 01-04-19 | 10 AM | -  | -   | -   | -               | -      | -                       | -   | -   | -       |  |
| 01-04-19 | 11 AM | -  | -   | -   | -               | -      | -                       | -   | -   | -       |  |
| 01-04-19 | 12 PM | -  | -   | -   | -               | -      | -                       | -   | -   | -       |  |
| 01-04-19 | 1 PM  | -  | -   | -   | -               | -      | -                       | -   | -   | -       |  |
| 01-04-19 | 2 PM  | -  | -   | -   | -               | -      | -                       | -   | -   | -       |  |
| 01-04-19 | 3 PM  | -  | -   | -   | -               | -      | -                       | -   | -   | -       |  |
| 01-04-19 | 4 PM  | -  | -   | -   | -               | -      | -                       | -   | -   | -       |  |
| 01-04-19 | 5 PM  | 0  | 138 | 109 | 13              | NA     | NA                      | 0   | 0.0 |         |  |
| 01-04-19 | 6 PM  | 0  | 170 | 121 | 10              | NA     | NA                      | 0   | 0.0 |         |  |
| 01-04-19 | 7 PM  | 0  | 224 | 138 | 11              | NA     | NA                      | 0   | 0.0 |         |  |
| 01-04-19 | 8 PM  | 0  | 153 | 89  | 6               | NA     | NA                      | 0   | 0.0 |         |  |
| 01-04-19 | 9 PM  | 0  | 128 | 80  | 5               | NA     | NA                      | 0   | 0.0 |         |  |
| 01-04-19 | 10 PM | 0  | 193 | 108 | 8               | NA     | NA                      | 0   | 0.0 |         |  |
| 01-04-19 | 11 PM | 0  | 131 | 81  | 6               | NA     | NA                      | 0   | 0.0 |         |  |
| 02-04-19 | 12 AM | 0  | 115 | 69  | 4               | NA     | NA                      | 0   | 0.0 |         |  |

|          |       |   |     |     |    |    |    |   |     |  |
|----------|-------|---|-----|-----|----|----|----|---|-----|--|
| 02-04-19 | 1 AM  | 0 | 395 | 219 | 30 | NA | NA | 0 | 0.0 |  |
| 02-04-19 | 2 AM  | 0 | 423 | 233 | 37 | NA | NA | 0 | 0.0 |  |
| 02-04-19 | 3 AM  | 0 | 439 | 233 | 41 | NA | NA | 0 | 0.0 |  |
| 02-04-19 | 4 AM  | 0 | 422 | 229 | 33 | NA | NA | 0 | 0.0 |  |
| 02-04-19 | 5 AM  | 0 | 417 | 236 | 30 | NA | NA | 0 | 0.0 |  |
| 02-04-19 | 6 AM  | 0 | 421 | 251 | 27 | NA | NA | 0 | 0.0 |  |
| 02-04-19 | 7 AM  | 0 | 439 | 261 | 25 | NA | NA | 0 | 0.0 |  |
| 02-04-19 | 8 AM  | 0 | 341 | 206 | 19 | NA | NA | 0 | 0.0 |  |
| 02-04-19 | 9 AM  | 0 | 404 | 240 | 26 | NA | NA | 0 | 0.0 |  |
| 02-04-19 | 10 AM | 0 | 127 | 79  | 3  | NA | NA | 0 | 0.0 |  |
| 02-04-19 | 11 AM | 0 | 83  | 56  | 4  | NA | NA | 0 | 0.0 |  |
| 02-04-19 | 12 PM | - | -   | -   | -  | -  | -  | - | -   |  |
| 02-04-19 | 1 PM  | - | -   | -   | -  | -  | -  | - | -   |  |
| 02-04-19 | 2 PM  | - | -   | -   | -  | -  | -  | - | -   |  |
| 02-04-19 | 3 PM  | - | -   | -   | -  | -  | -  | - | -   |  |
| 02-04-19 | 4 PM  | - | -   | -   | -  | -  | -  | - | -   |  |
| 02-04-19 | 5 PM  | - | -   | -   | -  | -  | -  | - | -   |  |
| 02-04-19 | 6 PM  | - | -   | -   | -  | -  | -  | - | -   |  |
| 02-04-19 | 7 PM  | - | -   | -   | -  | -  | -  | - | -   |  |
| 02-04-19 | 8 PM  | - | -   | -   | -  | -  | -  | - | -   |  |
| 02-04-19 | 9 PM  | - | -   | -   | -  | -  | -  | - | -   |  |
| 02-04-19 | 10 PM | - | -   | -   | -  | -  | -  | - | -   |  |
| 02-04-19 | 11 PM | - | -   | -   | -  | -  | -  | - | -   |  |
| 03-04-19 | 12 AM | - | -   | -   | -  | -  | -  | - | -   |  |
| 03-04-19 | 1 AM  | - | -   | -   | -  | -  | -  | - | -   |  |
| 03-04-19 | 2 AM  | - | -   | -   | -  | -  | -  | - | -   |  |
| 03-04-19 | 3 AM  | - | -   | -   | -  | -  | -  | - | -   |  |
| 03-04-19 | 4 AM  | - | -   | -   | -  | -  | -  | - | -   |  |
| 03-04-19 | 5 AM  | - | -   | -   | -  | -  | -  | - | -   |  |

|          |       |   |   |   |   |   |   |   |   |   |
|----------|-------|---|---|---|---|---|---|---|---|---|
| 03-04-19 | 6 AM  | - | - | - | - | - | - | - | - | - |
| 03-04-19 | 7 AM  | - | - | - | - | - | - | - | - | - |
| 03-04-19 | 8 AM  | - | - | - | - | - | - | - | - | - |
| 03-04-19 | 9 AM  | - | - | - | - | - | - | - | - | - |
| 03-04-19 | 10 AM | - | - | - | - | - | - | - | - | - |
| 03-04-19 | 11 AM | - | - | - | - | - | - | - | - | - |
| 03-04-19 | 12 PM | - | - | - | - | - | - | - | - | - |
| 03-04-19 | 1 PM  | - | - | - | - | - | - | - | - | - |
| 03-04-19 | 2 PM  | - | - | - | - | - | - | - | - | - |
| 03-04-19 | 3 PM  | - | - | - | - | - | - | - | - | - |
| 03-04-19 | 4 PM  | - | - | - | - | - | - | - | - | - |
| 03-04-19 | 5 PM  | - | - | - | - | - | - | - | - | - |
| 03-04-19 | 6 PM  | - | - | - | - | - | - | - | - | - |
| 03-04-19 | 7 PM  | - | - | - | - | - | - | - | - | - |
| 03-04-19 | 8 PM  | - | - | - | - | - | - | - | - | - |
| 03-04-19 | 9 PM  | - | - | - | - | - | - | - | - | - |
| 03-04-19 | 10 PM | - | - | - | - | - | - | - | - | - |
| 03-04-19 | 11 PM | - | - | - | - | - | - | - | - | - |
| 04-04-19 | 12 AM | - | - | - | - | - | - | - | - | - |
| 04-04-19 | 1 AM  | - | - | - | - | - | - | - | - | - |
| 04-04-19 | 2 AM  | - | - | - | - | - | - | - | - | - |
| 04-04-19 | 3 AM  | - | - | - | - | - | - | - | - | - |
| 04-04-19 | 4 AM  | - | - | - | - | - | - | - | - | - |
| 04-04-19 | 5 AM  | - | - | - | - | - | - | - | - | - |
| 04-04-19 | 6 AM  | - | - | - | - | - | - | - | - | - |
| 04-04-19 | 7 AM  | - | - | - | - | - | - | - | - | - |
| 04-04-19 | 8 AM  | - | - | - | - | - | - | - | - | - |
| 04-04-19 | 9 AM  | - | - | - | - | - | - | - | - | - |
| 04-04-19 | 10 AM | - | - | - | - | - | - | - | - | - |

|          |       |   |     |     |    |    |    |   |     |  |
|----------|-------|---|-----|-----|----|----|----|---|-----|--|
| 04-04-19 | 11 AM | - | -   | -   | -  | -  | -  | - | -   |  |
| 04-04-19 | 12 PM | - | -   | -   | -  | -  | -  | - | -   |  |
| 04-04-19 | 1 PM  | - | -   | -   | -  | -  | -  | - | -   |  |
| 04-04-19 | 2 PM  | - | -   | -   | -  | -  | -  | - | -   |  |
| 04-04-19 | 3 PM  | - | -   | -   | -  | -  | -  | - | -   |  |
| 04-04-19 | 4 PM  | - | -   | -   | -  | -  | -  | - | -   |  |
| 04-04-19 | 5 PM  | - | -   | -   | -  | -  | -  | - | -   |  |
| 04-04-19 | 6 PM  | - | -   | -   | -  | -  | -  | - | -   |  |
| 04-04-19 | 7 PM  | 0 | 129 | 101 | 2  | NA | NA | 0 | 0.0 |  |
| 04-04-19 | 8 PM  | 0 | 251 | 164 | 9  | NA | NA | 0 | 0.0 |  |
| 04-04-19 | 9 PM  | 0 | 143 | 107 | 4  | NA | NA | 0 | 0.0 |  |
| 04-04-19 | 10 PM | 0 | 129 | 87  | 2  | NA | NA | 0 | 0.0 |  |
| 04-04-19 | 11 PM | 0 | 150 | 111 | 3  | NA | NA | 0 | 0.0 |  |
| 05-04-19 | 12 AM | 0 | 259 | 127 | 8  | NA | NA | 0 | 0.0 |  |
| 05-04-19 | 1 AM  | 0 | 122 | 89  | 2  | NA | NA | 0 | 0.0 |  |
| 05-04-19 | 2 AM  | 0 | 132 | 87  | 2  | NA | NA | 0 | 0.0 |  |
| 05-04-19 | 3 AM  | 0 | 153 | 107 | 4  | NA | NA | 0 | 0.0 |  |
| 05-04-19 | 4 AM  | 0 | 122 | 86  | 2  | NA | NA | 0 | 0.0 |  |
| 05-04-19 | 5 AM  | 0 | 132 | 84  | 2  | NA | NA | 0 | 0.0 |  |
| 05-04-19 | 6 AM  | 0 | 151 | 103 | 5  | NA | NA | 0 | 0.0 |  |
| 05-04-19 | 7 AM  | 0 | 119 | 81  | 2  | NA | NA | 0 | 0.0 |  |
| 05-04-19 | 8 AM  | 0 | 130 | 80  | 3  | NA | NA | 0 | 0.0 |  |
| 05-04-19 | 9 AM  | 0 | 154 | 101 | 6  | NA | NA | 0 | 0.0 |  |
| 05-04-19 | 10 AM | 0 | 387 | 207 | 23 | NA | NA | 0 | 0.0 |  |
| 05-04-19 | 11 AM | 0 | 147 | 90  | 8  | NA | NA | 0 | 0.0 |  |
| 05-04-19 | 12 PM | 0 | 345 | 192 | 19 | NA | NA | 0 | 0.0 |  |
| 05-04-19 | 1 PM  | 0 | 428 | 234 | 24 | NA | NA | 0 | 0.0 |  |
| 05-04-19 | 2 PM  | 0 | 424 | 226 | 25 | NA | NA | 0 | 0.0 |  |
| 05-04-19 | 3 PM  | 0 | 418 | 215 | 27 | NA | NA | 0 | 0.0 |  |

|          |       |   |     |     |    |    |    |   |     |  |
|----------|-------|---|-----|-----|----|----|----|---|-----|--|
| 05-04-19 | 4 PM  | 0 | 387 | 186 | 25 | NA | NA | 0 | 0.0 |  |
| 05-04-19 | 5 PM  | 0 | 278 | 105 | 16 | NA | NA | 0 | 0.0 |  |
| 05-04-19 | 6 PM  | 0 | 403 | 185 | 30 | NA | NA | 0 | 0.0 |  |
| 05-04-19 | 7 PM  | 0 | 393 | 174 | 27 | NA | NA | 0 | 0.0 |  |
| 05-04-19 | 8 PM  | 0 | 388 | 168 | 25 | NA | NA | 0 | 0.0 |  |
| 05-04-19 | 9 PM  | 0 | 391 | 169 | 24 | NA | NA | 0 | 0.0 |  |
| 05-04-19 | 10 PM | 0 | 398 | 174 | 24 | NA | NA | 0 | 0.0 |  |
| 05-04-19 | 11 PM | 0 | 403 | 175 | 24 | NA | NA | 0 | 0.0 |  |
| 06-04-19 | 12 AM | 0 | 389 | 165 | 25 | NA | NA | 0 | 0.0 |  |
| 06-04-19 | 1 AM  | 0 | 397 | 171 | 25 | NA | NA | 0 | 0.0 |  |
| 06-04-19 | 2 AM  | 0 | 399 | 175 | 26 | NA | NA | 0 | 0.0 |  |
| 06-04-19 | 3 AM  | 0 | 394 | 180 | 26 | NA | NA | 0 | 0.0 |  |
| 06-04-19 | 4 AM  | 0 | 405 | 203 | 47 | NA | NA | 0 | 0.0 |  |
| 06-04-19 | 5 AM  | 0 | 414 | 216 | 35 | NA | NA | 0 | 0.0 |  |
| 06-04-19 | 6 AM  | 0 | 412 | 216 | 27 | NA | NA | 0 | 0.0 |  |
| 06-04-19 | 7 AM  | 0 | 414 | 225 | 25 | NA | NA | 0 | 0.0 |  |
| 06-04-19 | 8 AM  | 0 | 415 | 228 | 24 | NA | NA | 0 | 0.0 |  |
| 06-04-19 | 9 AM  | 0 | 422 | 252 | 23 | NA | NA | 0 | 0.0 |  |
| 06-04-19 | 10 AM | 0 | 430 | 262 | 22 | NA | NA | 0 | 0.0 |  |
| 06-04-19 | 11 AM | 0 | 442 | 270 | 22 | NA | NA | 0 | 0.0 |  |
| 06-04-19 | 12 PM | 0 | 440 | 268 | 22 | NA | NA | 0 | 0.0 |  |
| 06-04-19 | 1 PM  | 0 | 434 | 266 | 22 | NA | NA | 0 | 0.0 |  |
| 06-04-19 | 2 PM  | 0 | 433 | 268 | 21 | NA | NA | 0 | 0.0 |  |
| 06-04-19 | 3 PM  | 0 | 434 | 269 | 20 | NA | NA | 0 | 0.0 |  |
| 06-04-19 | 4 PM  | 0 | 439 | 272 | 19 | NA | NA | 0 | 0.0 |  |
| 06-04-19 | 5 PM  | 0 | 439 | 259 | 21 | NA | NA | 0 | 0.0 |  |
| 06-04-19 | 6 PM  | 0 | 439 | 249 | 23 | NA | NA | 0 | 0.0 |  |
| 06-04-19 | 7 PM  | 0 | 484 | 248 | 22 | NA | NA | 0 | 0.0 |  |
| 06-04-19 | 8 PM  | 0 | 389 | 197 | 16 | NA | NA | 0 | 0.0 |  |

|          |       |   |     |     |    |    |    |   |     |  |
|----------|-------|---|-----|-----|----|----|----|---|-----|--|
| 06-04-19 | 9 PM  | 0 | 443 | 222 | 24 | NA | NA | 0 | 0.0 |  |
| 06-04-19 | 10 PM | 0 | 354 | 139 | 19 | NA | NA | 0 | 0.0 |  |
| 06-04-19 | 11 PM | 0 | 480 | 155 | 31 | NA | NA | 0 | 0.0 |  |
| 07-04-19 | 12 AM | 0 | 458 | 149 | 31 | NA | NA | 0 | 0.0 |  |
| 07-04-19 | 1 AM  | 0 | 480 | 145 | 33 | NA | NA | 0 | 0.0 |  |
| 07-04-19 | 2 AM  | 0 | 472 | 174 | 30 | NA | NA | 0 | 0.0 |  |
| 07-04-19 | 3 AM  | 0 | 478 | 272 | 29 | NA | NA | 0 | 0.0 |  |
| 07-04-19 | 4 AM  | 0 | 504 | 270 | 28 | NA | NA | 0 | 0.0 |  |
| 07-04-19 | 5 AM  | 0 | 276 | 148 | 12 | NA | NA | 0 | 0.0 |  |
| 07-04-19 | 6 AM  | 0 | 476 | 257 | 23 | NA | NA | 0 | 0.0 |  |
| 07-04-19 | 7 AM  | 0 | 299 | 147 | 12 | NA | NA | 0 | 0.0 |  |
| 07-04-19 | 8 AM  | 0 | 496 | 273 | 23 | NA | NA | 0 | 0.0 |  |
| 07-04-19 | 9 AM  | 0 | 441 | 268 | 20 | NA | NA | 0 | 0.0 |  |
| 07-04-19 | 10 AM | 0 | 468 | 268 | 25 | NA | NA | 0 | 0.0 |  |
| 07-04-19 | 11 AM | 0 | 408 | 224 | 21 | NA | NA | 0 | 0.0 |  |
| 07-04-19 | 12 PM | 0 | 462 | 268 | 26 | NA | NA | 0 | 0.0 |  |
| 07-04-19 | 1 PM  | 0 | 453 | 269 | 23 | NA | NA | 0 | 0.0 |  |
| 07-04-19 | 2 PM  | 0 | 471 | 279 | 22 | NA | NA | 0 | 0.0 |  |
| 07-04-19 | 3 PM  | 0 | 468 | 269 | 21 | NA | NA | 0 | 0.0 |  |
| 07-04-19 | 4 PM  | 0 | 459 | 259 | 23 | NA | NA | 0 | 0.0 |  |
| 07-04-19 | 5 PM  | 0 | 451 | 258 | 24 | NA | NA | 0 | 0.0 |  |
| 07-04-19 | 6 PM  | 0 | 449 | 258 | 24 | NA | NA | 0 | 0.0 |  |
| 07-04-19 | 7 PM  | 0 | 447 | 252 | 25 | NA | NA | 0 | 0.0 |  |
| 07-04-19 | 8 PM  | 0 | 447 | 248 | 26 | NA | NA | 0 | 0.0 |  |
| 07-04-19 | 9 PM  | 0 | 435 | 244 | 27 | NA | NA | 0 | 0.0 |  |
| 07-04-19 | 10 PM | 0 | 491 | 257 | 30 | NA | NA | 0 | 0.0 |  |
| 07-04-19 | 11 PM | 0 | 387 | 210 | 23 | NA | NA | 0 | 0.0 |  |
| 08-04-19 | 12 AM | 0 | 439 | 252 | 50 | NA | NA | 0 | 0.0 |  |

|          |       |   |     |     |     |    |    |   |     |                                 |
|----------|-------|---|-----|-----|-----|----|----|---|-----|---------------------------------|
| 08-04-19 | 1 AM  | 0 | 474 | 279 | 101 | NA | NA | 0 | 0.0 | Desulphurisation column tripped |
| 08-04-19 | 2 AM  | 0 | 414 | 224 | 76  | NA | NA | 0 | 0.0 | Desulphurisation column tripped |
| 08-04-19 | 3 AM  | 0 | 70  | 44  | 7   | NA | NA | 0 | 0.0 |                                 |
| 08-04-19 | 4 AM  | - | -   | -   | -   | -  | -  | - | -   |                                 |
| 08-04-19 | 5 AM  | 0 | 55  | 49  | 0   | NA | NA | 0 | 0.0 |                                 |
| 08-04-19 | 6 AM  | 0 | 336 | 198 | 15  | NA | NA | 0 | 0.0 |                                 |
| 08-04-19 | 7 AM  | 0 | 510 | 283 | 23  | NA | NA | 0 | 0.0 |                                 |
| 08-04-19 | 8 AM  | 0 | 507 | 283 | 23  | NA | NA | 0 | 0.0 |                                 |
| 08-04-19 | 9 AM  | 0 | 211 | 124 | 7   | NA | NA | 0 | 0.0 |                                 |
| 08-04-19 | 10 AM | - | -   | -   | -   | -  | -  | - | -   |                                 |
| 08-04-19 | 11 AM | - | -   | -   | -   | -  | -  | - | -   |                                 |
| 08-04-19 | 12 PM | - | -   | -   | -   | -  | -  | - | -   |                                 |
| 08-04-19 | 1 PM  | - | -   | -   | -   | -  | -  | - | -   |                                 |
| 08-04-19 | 2 PM  | 0 | 0   | 0   | 0   | NA | NA | 0 | 0.0 |                                 |
| 08-04-19 | 3 PM  | - | -   | -   | -   | -  | -  | - | -   |                                 |
| 08-04-19 | 4 PM  | 1 | 0   | 0   | 0   | NA | NA | 0 | 0.0 |                                 |
| 08-04-19 | 5 PM  | - | -   | -   | -   | -  | -  | - | -   |                                 |
| 08-04-19 | 6 PM  | - | -   | -   | -   | -  | -  | - | -   |                                 |
| 08-04-19 | 7 PM  | - | -   | -   | -   | -  | -  | - | -   |                                 |
| 08-04-19 | 8 PM  | - | -   | -   | -   | -  | -  | - | -   |                                 |
| 08-04-19 | 9 PM  | - | -   | -   | -   | -  | -  | - | -   |                                 |
| 08-04-19 | 10 PM | - | -   | -   | -   | -  | -  | - | -   |                                 |
| 08-04-19 | 11 PM | - | -   | -   | -   | -  | -  | - | -   |                                 |
| 09-04-19 | 12 AM | - | -   | -   | -   | -  | -  | - | -   |                                 |
| 09-04-19 | 1 AM  | - | -   | -   | -   | -  | -  | - | -   |                                 |
| 09-04-19 | 2 AM  | - | -   | -   | -   | -  | -  | - | -   |                                 |
| 09-04-19 | 3 AM  | - | -   | -   | -   | -  | -  | - | -   |                                 |

|          |       |   |     |     |     |    |    |   |     |                                 |
|----------|-------|---|-----|-----|-----|----|----|---|-----|---------------------------------|
| 09-04-19 | 4 AM  | - | -   | -   | -   | -  | -  | - | -   |                                 |
| 09-04-19 | 5 AM  | - | -   | -   | -   | -  | -  | - | -   |                                 |
| 09-04-19 | 6 AM  | - | -   | -   | -   | -  | -  | - | -   |                                 |
| 09-04-19 | 7 AM  | - | -   | -   | -   | -  | -  | - | -   |                                 |
| 09-04-19 | 8 AM  | - | -   | -   | -   | -  | -  | - | -   |                                 |
| 09-04-19 | 9 AM  | - | -   | -   | -   | -  | -  | - | -   |                                 |
| 09-04-19 | 10 AM | - | -   | -   | -   | -  | -  | - | -   |                                 |
| 09-04-19 | 11 AM | - | -   | -   | -   | -  | -  | - | -   |                                 |
| 09-04-19 | 12 PM | - | -   | -   | -   | -  | -  | - | -   |                                 |
| 09-04-19 | 1 PM  | - | -   | -   | -   | -  | -  | - | -   |                                 |
| 09-04-19 | 2 PM  | - | -   | -   | -   | -  | -  | - | -   |                                 |
| 09-04-19 | 3 PM  | - | -   | -   | -   | -  | -  | - | -   |                                 |
| 09-04-19 | 4 PM  | - | -   | -   | -   | -  | -  | - | -   |                                 |
| 09-04-19 | 5 PM  | - | -   | -   | -   | -  | -  | - | -   |                                 |
| 09-04-19 | 6 PM  | - | -   | -   | -   | -  | -  | - | -   |                                 |
| 09-04-19 | 7 PM  | - | -   | -   | -   | -  | -  | - | -   |                                 |
| 09-04-19 | 8 PM  | 0 | 438 | 305 | 24  | NA | NA | 0 | 0.0 | Startup of CHP                  |
| 09-04-19 | 9 PM  | 0 | 398 | 180 | 19  | NA | NA | 0 | 0.0 |                                 |
| 09-04-19 | 10 PM | 0 | 507 | 211 | 26  | NA | NA | 0 | 0.0 |                                 |
| 09-04-19 | 11 PM | 0 | 502 | 220 | 27  | NA | NA | 0 | 0.0 |                                 |
| 10-04-19 | 12 AM | 0 | 453 | 258 | 27  | NA | NA | 0 | 0.0 |                                 |
| 10-04-19 | 1 AM  | 0 | 486 | 276 | 28  | NA | NA | 0 | 0.0 |                                 |
| 10-04-19 | 2 AM  | 0 | 492 | 275 | 33  | NA | NA | 0 | 0.0 |                                 |
| 10-04-19 | 3 AM  | 0 | 498 | 279 | 76  | NA | NA | 0 | 0.0 | Desulphurisation column tripped |
| 10-04-19 | 4 AM  | 0 | 515 | 286 | 104 | NA | NA | 0 | 0.0 | Desulphurisation column tripped |
| 10-04-19 | 5 AM  | 0 | 516 | 286 | 42  | NA | NA | 0 | 0.0 |                                 |
| 10-04-19 | 6 AM  | 0 | 520 | 288 | 31  | NA | NA | 0 | 0.0 |                                 |



|          |       |   |     |     |    |    |    |   |     |                |
|----------|-------|---|-----|-----|----|----|----|---|-----|----------------|
| 10-04-19 | 7 AM  | 0 | 308 | 185 | 16 | NA | NA | 0 | 0.0 |                |
| 10-04-19 | 8 AM  | 0 | 504 | 289 | 24 | NA | NA | 0 | 0.0 |                |
| 10-04-19 | 9 AM  | 0 | 323 | 202 | 15 | NA | NA | 0 | 0.0 |                |
| 10-04-19 | 10 AM | 0 | 501 | 291 | 23 | NA | NA | 0 | 0.0 |                |
| 10-04-19 | 11 AM | 0 | 259 | 186 | 24 | NA | NA | 1 | 0.0 |                |
| 10-04-19 | 12 PM | 2 | 0   | 0   | 0  | NA | NA | 0 | 0.0 |                |
| 10-04-19 | 1 PM  | - | -   | -   | -  | -  | -  | - | -   |                |
| 10-04-19 | 2 PM  | - | -   | -   | -  | -  | -  | - | -   |                |
| 10-04-19 | 3 PM  | - | -   | -   | -  | -  | -  | - | -   |                |
| 10-04-19 | 4 PM  | 0 | 485 | 311 | 28 | NA | NA | 0 | 0.0 | Startup of CHP |
| 10-04-19 | 5 PM  | 0 | 516 | 279 | 25 | NA | NA | 0 | 0.0 |                |
| 10-04-19 | 6 PM  | 0 | 378 | 211 | 19 | NA | NA | 0 | 0.0 |                |
| 10-04-19 | 7 PM  | 0 | 481 | 271 | 25 | NA | NA | 0 | 0.0 |                |
| 10-04-19 | 8 PM  | 0 | 487 | 278 | 24 | NA | NA | 0 | 0.0 |                |
| 10-04-19 | 9 PM  | 0 | 443 | 261 | 26 | NA | NA | 0 | 0.0 |                |
| 10-04-19 | 10 PM | 0 | 475 | 271 | 27 | NA | NA | 0 | 0.0 |                |
| 10-04-19 | 11 PM | 0 | 446 | 264 | 28 | NA | NA | 0 | 0.0 |                |
| 11-04-19 | 12 AM | 0 | 452 | 268 | 30 | NA | NA | 0 | 0.0 |                |
| 11-04-19 | 1 AM  | 0 | 476 | 283 | 30 | NA | NA | 0 | 0.0 |                |
| 11-04-19 | 2 AM  | 0 | 482 | 284 | 31 | NA | NA | 0 | 0.0 |                |
| 11-04-19 | 3 AM  | 0 | 493 | 281 | 33 | NA | NA | 0 | 0.0 |                |
| 11-04-19 | 4 AM  | 0 | 476 | 282 | 32 | NA | NA | 0 | 0.0 |                |
| 11-04-19 | 5 AM  | 0 | 478 | 282 | 30 | NA | NA | 0 | 0.0 |                |
| 11-04-19 | 6 AM  | 0 | 472 | 282 | 28 | NA | NA | 0 | 0.0 |                |
| 11-04-19 | 7 AM  | 0 | 477 | 285 | 27 | NA | NA | 0 | 0.0 |                |
| 11-04-19 | 8 AM  | 0 | 472 | 287 | 25 | NA | NA | 0 | 0.0 |                |
| 11-04-19 | 9 AM  | 0 | 476 | 288 | 25 | NA | NA | 0 | 0.0 |                |
| 11-04-19 | 10 AM | 0 | 484 | 290 | 25 | NA | NA | 0 | 0.0 |                |
| 11-04-19 | 11 AM | 0 | 483 | 285 | 26 | NA | NA | 0 | 0.0 |                |

|          |       |   |     |     |    |    |    |   |     |                                 |
|----------|-------|---|-----|-----|----|----|----|---|-----|---------------------------------|
| 11-04-19 | 12 PM | 0 | 477 | 279 | 28 | NA | NA | 0 | 0.0 |                                 |
| 11-04-19 | 1 PM  | 0 | 470 | 280 | 60 | NA | NA | 0 | 0.0 | Desulphurisation column tripped |
| 11-04-19 | 2 PM  | 0 | 490 | 285 | 71 | NA | NA | 0 | 0.0 | Desulphurisation column tripped |
| 11-04-19 | 3 PM  | 0 | 476 | 281 | 39 | NA | NA | 0 | 0.0 |                                 |
| 11-04-19 | 4 PM  | 0 | 472 | 273 | 33 | NA | NA | 0 | 0.0 |                                 |
| 11-04-19 | 5 PM  | 0 | 468 | 271 | 33 | NA | NA | 0 | 0.0 |                                 |
| 11-04-19 | 6 PM  | 0 | 464 | 271 | 32 | NA | NA | 0 | 0.0 |                                 |
| 11-04-19 | 7 PM  | 0 | 462 | 271 | 32 | NA | NA | 0 | 0.0 |                                 |
| 11-04-19 | 8 PM  | 0 | 461 | 270 | 32 | NA | NA | 0 | 0.0 |                                 |
| 11-04-19 | 9 PM  | 0 | 453 | 259 | 32 | NA | NA | 0 | 0.0 |                                 |
| 11-04-19 | 10 PM | 0 | 445 | 229 | 33 | NA | NA | 0 | 0.0 |                                 |
| 11-04-19 | 11 PM | 0 | 446 | 226 | 33 | NA | NA | 0 | 0.0 |                                 |
| 12-04-19 | 12 AM | 0 | 448 | 223 | 36 | NA | NA | 0 | 0.0 |                                 |
| 12-04-19 | 1 AM  | 0 | 450 | 234 | 39 | NA | NA | 0 | 0.0 |                                 |
| 12-04-19 | 2 AM  | 0 | 458 | 253 | 62 | NA | NA | 0 | 0.0 | Desulphurisation column tripped |
| 12-04-19 | 3 AM  | 0 | 448 | 242 | 44 | NA | NA | 0 | 0.0 |                                 |
| 12-04-19 | 4 AM  | 0 | 443 | 247 | 33 | NA | NA | 0 | 0.0 |                                 |
| 12-04-19 | 5 AM  | 0 | 445 | 255 | 27 | NA | NA | 0 | 0.0 |                                 |
| 12-04-19 | 6 AM  | 0 | 448 | 266 | 27 | NA | NA | 0 | 0.0 |                                 |
| 12-04-19 | 7 AM  | 0 | 443 | 259 | 26 | NA | NA | 0 | 0.0 |                                 |
| 12-04-19 | 8 AM  | 0 | 446 | 262 | 25 | NA | NA | 0 | 0.0 |                                 |
| 12-04-19 | 9 AM  | 0 | 442 | 256 | 25 | NA | NA | 0 | 0.0 |                                 |
| 12-04-19 | 10 AM | 0 | 440 | 250 | 25 | NA | NA | 0 | 0.0 |                                 |
| 12-04-19 | 11 AM | 0 | 439 | 250 | 23 | NA | NA | 0 | 0.0 |                                 |
| 12-04-19 | 12 PM | 0 | 471 | 298 | 24 | NA | NA | 0 | 0.0 |                                 |
| 12-04-19 | 1 PM  | 0 | 340 | 178 | 10 | NA | NA | 0 | 0.0 |                                 |
| 12-04-19 | 2 PM  | - | -   | -   | -  | -  | -  | - | -   |                                 |

|          |       |   |     |     |    |    |    |   |     |  |
|----------|-------|---|-----|-----|----|----|----|---|-----|--|
| 12-04-19 | 3 PM  | - | -   | -   | -  | -  | -  | - | -   |  |
| 12-04-19 | 4 PM  | - | -   | -   | -  | -  | -  | - | -   |  |
| 12-04-19 | 5 PM  | - | -   | -   | -  | -  | -  | - | -   |  |
| 12-04-19 | 6 PM  | - | -   | -   | -  | -  | -  | - | -   |  |
| 12-04-19 | 7 PM  | - | -   | -   | -  | -  | -  | - | -   |  |
| 12-04-19 | 8 PM  | - | -   | -   | -  | -  | -  | - | -   |  |
| 12-04-19 | 9 PM  | - | -   | -   | -  | -  | -  | - | -   |  |
| 12-04-19 | 10 PM | - | -   | -   | -  | -  | -  | - | -   |  |
| 12-04-19 | 11 PM | 0 | 243 | 167 | 10 | NA | NA | 0 | 0.0 |  |
| 13-04-19 | 12 AM | 0 | 466 | 288 | 19 | NA | NA | 0 | 0.0 |  |
| 13-04-19 | 1 AM  | - | -   | -   | -  | -  | -  | - | -   |  |
| 13-04-19 | 2 AM  | - | -   | -   | -  | -  | -  | - | -   |  |
| 13-04-19 | 3 AM  | - | -   | -   | -  | -  | -  | - | -   |  |
| 13-04-19 | 4 AM  | - | -   | -   | -  | -  | -  | - | -   |  |
| 13-04-19 | 5 AM  | - | -   | -   | -  | -  | -  | - | -   |  |
| 13-04-19 | 6 AM  | - | -   | -   | -  | -  | -  | - | -   |  |
| 13-04-19 | 7 AM  | - | -   | -   | -  | -  | -  | - | -   |  |
| 13-04-19 | 8 AM  | - | -   | -   | -  | -  | -  | - | -   |  |
| 13-04-19 | 9 AM  | - | -   | -   | -  | -  | -  | - | -   |  |
| 13-04-19 | 10 AM | - | -   | -   | -  | -  | -  | - | -   |  |
| 13-04-19 | 11 AM | - | -   | -   | -  | -  | -  | - | -   |  |
| 13-04-19 | 12 PM | - | -   | -   | -  | -  | -  | - | -   |  |
| 13-04-19 | 1 PM  | 1 | 221 | 109 | 3  | NA | NA | 0 | 0.0 |  |
| 13-04-19 | 2 PM  | - | -   | -   | -  | -  | -  | - | -   |  |
| 13-04-19 | 3 PM  | - | -   | -   | -  | -  | -  | - | -   |  |
| 13-04-19 | 4 PM  | - | -   | -   | -  | -  | -  | - | -   |  |
| 13-04-19 | 5 PM  | - | -   | -   | -  | -  | -  | - | -   |  |
| 13-04-19 | 6 PM  | - | -   | -   | -  | -  | -  | - | -   |  |
| 13-04-19 | 7 PM  | - | -   | -   | -  | -  | -  | - | -   |  |

|          |       |   |     |     |    |    |    |   |     |  |
|----------|-------|---|-----|-----|----|----|----|---|-----|--|
| 13-04-19 | 8 PM  | - | -   | -   | -  | -  | -  | - | -   |  |
| 13-04-19 | 9 PM  | - | -   | -   | -  | -  | -  | - | -   |  |
| 13-04-19 | 10 PM | - | -   | -   | -  | -  | -  | - | -   |  |
| 13-04-19 | 11 PM | - | -   | -   | -  | -  | -  | - | -   |  |
| 14-04-19 | 12 AM | - | -   | -   | -  | -  | -  | - | -   |  |
| 14-04-19 | 1 AM  | 1 | 502 | 319 | 25 | NA | NA | 0 | 0.0 | Startup of CHP   |
| 14-04-19 | 2 AM  | 0 | 485 | 286 | 31 | NA | NA | 0 | 0.0 |  |
| 14-04-19 | 3 AM  | 0 | 447 | 259 | 28 | NA | NA | 0 | 0.0 |  |
| 14-04-19 | 4 AM  | 0 | 449 | 257 | 26 | NA | NA | 0 | 0.0 |  |
| 14-04-19 | 5 AM  | 0 | 449 | 248 | 32 | NA | NA | 0 | 0.0 |  |
| 14-04-19 | 6 AM  | 0 | 451 | 246 | 34 | NA | NA | 0 | 0.0 |  |
| 14-04-19 | 7 AM  | 0 | 225 | 122 | 18 | NA | NA | 0 | 0.0 |  |
| 14-04-19 | 8 AM  | - | -   | -   | -  | -  | -  | - | -   |  |
| 14-04-19 | 9 AM  | - | -   | -   | -  | -  | -  | - | -   |  |
| 14-04-19 | 10 AM | - | -   | -   | -  | -  | -  | - | -   |  |
| 14-04-19 | 11 AM | 0 | 262 | 167 | 14 | NA | NA | 0 | 0.0 |  |
| 14-04-19 | 12 PM | 0 | 512 | 300 | 73 | NA | NA | 0 | 0.0 | Desulphurisation column tripped  |
| 14-04-19 | 1 PM  | 0 | 466 | 274 | 67 | NA | NA | 0 | 0.0 | Desulphurisation column tripped  |
| 14-04-19 | 2 PM  | 0 | 457 | 260 | 44 | NA | NA | 0 | 0.0 |  |
| 14-04-19 | 3 PM  | 0 | 472 | 288 | 26 | NA | NA | 0 | 0.0 |  |
| 14-04-19 | 4 PM  | 0 | 442 | 239 | 25 | NA | NA | 0 | 0.0 |  |
| 14-04-19 | 5 PM  | 0 | 486 | 293 | 21 | NA | NA | 0 | 0.0 |  |
| 14-04-19 | 6 PM  | 1 | 480 | 313 | 19 | NA | NA | 0 | 0.0 | Setting on CHP maybe shifted and is arranged to re-adjust the setting in May |
| 14-04-19 | 7 PM  | 0 | 473 | 280 | 21 | NA | NA | 0 | 0.0 |  |

|          |       |   |     |     |    |    |    |   |     |                                 |
|----------|-------|---|-----|-----|----|----|----|---|-----|---------------------------------|
| 14-04-19 | 8 PM  | 0 | 448 | 268 | 25 | NA | NA | 0 | 0.0 |                                 |
| 14-04-19 | 9 PM  | 0 | 453 | 272 | 25 | NA | NA | 0 | 0.0 |                                 |
| 14-04-19 | 10 PM | 0 | 457 | 270 | 28 | NA | NA | 0 | 0.0 |                                 |
| 14-04-19 | 11 PM | 0 | 478 | 278 | 30 | NA | NA | 0 | 0.0 |                                 |
| 15-04-19 | 12 AM | 0 | 472 | 277 | 33 | NA | NA | 0 | 0.0 |                                 |
| 15-04-19 | 1 AM  | 0 | 461 | 263 | 37 | NA | NA | 0 | 0.0 |                                 |
| 15-04-19 | 2 AM  | 0 | 457 | 260 | 34 | NA | NA | 0 | 0.0 |                                 |
| 15-04-19 | 3 AM  | 0 | 457 | 258 | 34 | NA | NA | 0 | 0.0 |                                 |
| 15-04-19 | 4 AM  | 0 | 453 | 255 | 34 | NA | NA | 0 | 0.0 |                                 |
| 15-04-19 | 5 AM  | 0 | 459 | 261 | 35 | NA | NA | 0 | 0.0 |                                 |
| 15-04-19 | 6 AM  | 0 | 456 | 259 | 34 | NA | NA | 0 | 0.0 |                                 |
| 15-04-19 | 7 AM  | 0 | 459 | 262 | 31 | NA | NA | 0 | 0.0 |                                 |
| 15-04-19 | 8 AM  | 0 | 459 | 267 | 29 | NA | NA | 0 | 0.0 |                                 |
| 15-04-19 | 9 AM  | 0 | 454 | 264 | 28 | NA | NA | 0 | 0.0 |                                 |
| 15-04-19 | 10 AM | 0 | 456 | 266 | 54 | NA | NA | 0 | 0.0 | Desulphurisation column tripped |
| 15-04-19 | 11 AM | 0 | 470 | 282 | 84 | NA | NA | 0 | 0.0 | Desulphurisation column tripped |
| 15-04-19 | 12 PM | 0 | 474 | 287 | 44 | NA | NA | 0 | 0.0 |                                 |
| 15-04-19 | 1 PM  | 0 | 471 | 287 | 27 | NA | NA | 0 | 0.0 |                                 |
| 15-04-19 | 2 PM  | 0 | 470 | 286 | 23 | NA | NA | 0 | 0.0 |                                 |
| 15-04-19 | 3 PM  | - | -   | -   | -  | -  | -  | - | -   |                                 |
| 15-04-19 | 4 PM  | - | -   | -   | -  | -  | -  | - | -   |                                 |
| 15-04-19 | 5 PM  | - | -   | -   | -  | -  | -  | - | -   |                                 |
| 15-04-19 | 6 PM  | - | -   | -   | -  | -  | -  | - | -   |                                 |
| 15-04-19 | 7 PM  | - | -   | -   | -  | -  | -  | - | -   |                                 |
| 15-04-19 | 8 PM  | - | -   | -   | -  | -  | -  | - | -   |                                 |
| 15-04-19 | 9 PM  | - | -   | -   | -  | -  | -  | - | -   |                                 |
| 15-04-19 | 10 PM | - | -   | -   | -  | -  | -  | - | -   |                                 |

|          |       |   |   |   |   |   |   |   |   |   |
|----------|-------|---|---|---|---|---|---|---|---|---|
| 15-04-19 | 11 PM | - | - | - | - | - | - | - | - | - |
| 16-04-19 | 12 AM | - | - | - | - | - | - | - | - | - |
| 16-04-19 | 1 AM  | - | - | - | - | - | - | - | - | - |
| 16-04-19 | 2 AM  | - | - | - | - | - | - | - | - | - |
| 16-04-19 | 3 AM  | - | - | - | - | - | - | - | - | - |
| 16-04-19 | 4 AM  | - | - | - | - | - | - | - | - | - |
| 16-04-19 | 5 AM  | - | - | - | - | - | - | - | - | - |
| 16-04-19 | 6 AM  | - | - | - | - | - | - | - | - | - |
| 16-04-19 | 7 AM  | - | - | - | - | - | - | - | - | - |
| 16-04-19 | 8 AM  | - | - | - | - | - | - | - | - | - |
| 16-04-19 | 9 AM  | - | - | - | - | - | - | - | - | - |
| 16-04-19 | 10 AM | - | - | - | - | - | - | - | - | - |
| 16-04-19 | 11 AM | - | - | - | - | - | - | - | - | - |
| 16-04-19 | 12 PM | - | - | - | - | - | - | - | - | - |
| 16-04-19 | 1 PM  | - | - | - | - | - | - | - | - | - |
| 16-04-19 | 2 PM  | - | - | - | - | - | - | - | - | - |
| 16-04-19 | 3 PM  | - | - | - | - | - | - | - | - | - |
| 16-04-19 | 4 PM  | - | - | - | - | - | - | - | - | - |
| 16-04-19 | 5 PM  | - | - | - | - | - | - | - | - | - |
| 16-04-19 | 6 PM  | - | - | - | - | - | - | - | - | - |
| 16-04-19 | 7 PM  | - | - | - | - | - | - | - | - | - |
| 16-04-19 | 8 PM  | - | - | - | - | - | - | - | - | - |
| 16-04-19 | 9 PM  | - | - | - | - | - | - | - | - | - |
| 16-04-19 | 10 PM | - | - | - | - | - | - | - | - | - |
| 16-04-19 | 11 PM | - | - | - | - | - | - | - | - | - |
| 17-04-19 | 12 AM | - | - | - | - | - | - | - | - | - |
| 17-04-19 | 1 AM  | - | - | - | - | - | - | - | - | - |
| 17-04-19 | 2 AM  | - | - | - | - | - | - | - | - | - |
| 17-04-19 | 3 AM  | - | - | - | - | - | - | - | - | - |

|          |       |   |    |    |    |    |    |   |     |   |
|----------|-------|---|----|----|----|----|----|---|-----|---|
| 17-04-19 | 4 AM  | - | -  | -  | -  | -  | -  | - | -   | - |
| 17-04-19 | 5 AM  | - | -  | -  | -  | -  | -  | - | -   | - |
| 17-04-19 | 6 AM  | - | -  | -  | -  | -  | -  | - | -   | - |
| 17-04-19 | 7 AM  | - | -  | -  | -  | -  | -  | - | -   | - |
| 17-04-19 | 8 AM  | - | -  | -  | -  | -  | -  | - | -   | - |
| 17-04-19 | 9 AM  | - | -  | -  | -  | -  | -  | - | -   | - |
| 17-04-19 | 10 AM | - | -  | -  | -  | -  | -  | - | -   | - |
| 17-04-19 | 11 AM | - | -  | -  | -  | -  | -  | - | -   | - |
| 17-04-19 | 12 PM | - | -  | -  | -  | -  | -  | - | -   | - |
| 17-04-19 | 1 PM  | - | -  | -  | -  | -  | -  | - | -   | - |
| 17-04-19 | 2 PM  | 1 | 0  | 0  | 0  | NA | NA | 0 | 0.0 | - |
| 17-04-19 | 3 PM  | 0 | 0  | 0  | 0  | NA | NA | 0 | 0.0 | - |
| 17-04-19 | 4 PM  | 0 | 35 | 11 | 5  | NA | NA | 0 | 0.0 | - |
| 17-04-19 | 5 PM  | 1 | 50 | 42 | 16 | NA | NA | 0 | 0.5 | - |
| 17-04-19 | 6 PM  | - | -  | -  | -  | -  | -  | - | -   | - |
| 17-04-19 | 7 PM  | 0 | 0  | 0  | 0  | NA | NA | 0 | 0.0 | - |
| 17-04-19 | 8 PM  | - | -  | -  | -  | -  | -  | - | -   | - |
| 17-04-19 | 9 PM  | - | -  | -  | -  | -  | -  | - | -   | - |
| 17-04-19 | 10 PM | - | -  | -  | -  | -  | -  | - | -   | - |
| 17-04-19 | 11 PM | - | -  | -  | -  | -  | -  | - | -   | - |
| 18-04-19 | 12 AM | - | -  | -  | -  | -  | -  | - | -   | - |
| 18-04-19 | 1 AM  | - | -  | -  | -  | -  | -  | - | -   | - |
| 18-04-19 | 2 AM  | - | -  | -  | -  | -  | -  | - | -   | - |
| 18-04-19 | 3 AM  | - | -  | -  | -  | -  | -  | - | -   | - |
| 18-04-19 | 4 AM  | - | -  | -  | -  | -  | -  | - | -   | - |
| 18-04-19 | 5 AM  | - | -  | -  | -  | -  | -  | - | -   | - |
| 18-04-19 | 6 AM  | - | -  | -  | -  | -  | -  | - | -   | - |
| 18-04-19 | 7 AM  | 0 | 0  | 0  | 0  | NA | NA | 0 | 0.0 | - |
| 18-04-19 | 8 AM  | - | -  | -  | -  | -  | -  | - | -   | - |

|          |       |   |     |     |     |    |    |   |     |                                 |
|----------|-------|---|-----|-----|-----|----|----|---|-----|---------------------------------|
| 18-04-19 | 9 AM  | 0 | 20  | 12  | 0   | NA | NA | 0 | 0.0 |                                 |
| 18-04-19 | 10 AM | - | -   | -   | -   | -  | -  | - | -   |                                 |
| 18-04-19 | 11 AM | - | -   | -   | -   | -  | -  | - | -   |                                 |
| 18-04-19 | 12 PM | 0 | 457 | 267 | 23  | NA | NA | 0 | 0.0 |                                 |
| 18-04-19 | 1 PM  | 0 | 466 | 271 | 24  | NA | NA | 0 | 0.0 |                                 |
| 18-04-19 | 2 PM  | - | -   | -   | -   | -  | -  | - | -   |                                 |
| 18-04-19 | 3 PM  | 0 | 209 | 114 | 49  | NA | NA | 0 | 0.0 |                                 |
| 18-04-19 | 4 PM  | 0 | 479 | 270 | 130 | NA | NA | 0 | 0.0 | Desulphurisation column tripped |
| 18-04-19 | 5 PM  | 0 | 510 | 284 | 83  | NA | NA | 0 | 0.0 | Desulphurisation column tripped |
| 18-04-19 | 6 PM  | 0 | 347 | 187 | 29  | NA | NA | 0 | 0.0 |                                 |
| 18-04-19 | 7 PM  | 0 | 479 | 251 | 26  | NA | NA | 0 | 0.0 |                                 |
| 18-04-19 | 8 PM  | 0 | 357 | 192 | 17  | NA | NA | 0 | 0.0 |                                 |
| 18-04-19 | 9 PM  | 0 | 473 | 247 | 23  | NA | NA | 0 | 0.0 |                                 |
| 18-04-19 | 10 PM | 0 | 508 | 287 | 25  | NA | NA | 0 | 0.0 |                                 |
| 18-04-19 | 11 PM | 0 | 462 | 266 | 25  | NA | NA | 0 | 0.0 |                                 |
| 19-04-19 | 12 AM | 0 | 465 | 264 | 24  | NA | NA | 0 | 0.0 |                                 |
| 19-04-19 | 1 AM  | 0 | 485 | 283 | 24  | NA | NA | 0 | 0.0 |                                 |
| 19-04-19 | 2 AM  | 0 | 534 | 297 | 24  | NA | NA | 0 | 0.0 |                                 |
| 19-04-19 | 3 AM  | 0 | 321 | 180 | 12  | NA | NA | 0 | 0.0 |                                 |
| 19-04-19 | 4 AM  | 0 | 479 | 271 | 20  | NA | NA | 0 | 0.0 |                                 |
| 19-04-19 | 5 AM  | 0 | 242 | 144 | 7   | NA | NA | 0 | 0.0 |                                 |
| 19-04-19 | 6 AM  | 0 | 133 | 84  | 2   | NA | NA | 0 | 0.0 |                                 |
| 19-04-19 | 7 AM  | 0 | 254 | 143 | 10  | NA | NA | 0 | 0.0 |                                 |
| 19-04-19 | 8 AM  | 0 | 136 | 89  | 2   | NA | NA | 0 | 0.0 |                                 |
| 19-04-19 | 9 AM  | 0 | 376 | 224 | 13  | NA | NA | 0 | 0.0 |                                 |
| 19-04-19 | 10 AM | 0 | 256 | 159 | 8   | NA | NA | 0 | 0.0 |                                 |
| 19-04-19 | 11 AM | 0 | 483 | 289 | 18  | NA | NA | 0 | 0.0 |                                 |



|          |       |   |     |     |     |    |    |   |     |                                 |
|----------|-------|---|-----|-----|-----|----|----|---|-----|---------------------------------|
| 19-04-19 | 12 PM | 0 | 480 | 285 | 18  | NA | NA | 0 | 0.0 |                                 |
| 19-04-19 | 1 PM  | 0 | 480 | 290 | 45  | NA | NA | 0 | 0.0 |                                 |
| 19-04-19 | 2 PM  | 0 | 488 | 295 | 137 | NA | NA | 0 | 0.0 | Desulphurisation column tripped |
| 19-04-19 | 3 PM  | 0 | 319 | 193 | 109 | NA | NA | 0 | 0.0 | Desulphurisation column tripped |
| 19-04-19 | 4 PM  | 0 | 436 | 247 | 133 | NA | NA | 0 | 0.0 | Desulphurisation column tripped |
| 19-04-19 | 5 PM  | 0 | 501 | 290 | 163 | NA | NA | 0 | 0.0 | Desulphurisation column tripped |
| 19-04-19 | 6 PM  | 0 | 501 | 290 | 167 | NA | NA | 0 | 0.0 | Desulphurisation column tripped |
| 19-04-19 | 7 PM  | 0 | 490 | 275 | 174 | NA | NA | 0 | 0.0 | Desulphurisation column tripped |
| 19-04-19 | 8 PM  | 0 | 508 | 285 | 184 | NA | NA | 0 | 0.0 | Desulphurisation column tripped |
| 19-04-19 | 9 PM  | 0 | 478 | 272 | 163 | NA | NA | 0 | 0.0 | Desulphurisation column tripped |
| 19-04-19 | 10 PM | 0 | 482 | 277 | 98  | NA | NA | 0 | 0.0 | Desulphurisation column tripped |
| 19-04-19 | 11 PM | 0 | 500 | 282 | 56  | NA | NA | 0 | 0.0 | Desulphurisation column tripped |
| 20-04-19 | 12 AM | 0 | 498 | 277 | 41  | NA | NA | 0 | 0.0 |                                 |
| 20-04-19 | 1 AM  | 0 | 469 | 260 | 40  | NA | NA | 0 | 0.0 |                                 |
| 20-04-19 | 2 AM  | 0 | 373 | 197 | 27  | NA | NA | 0 | 0.0 |                                 |
| 20-04-19 | 3 AM  | 0 | 238 | 134 | 10  | NA | NA | 0 | 0.0 |                                 |
| 20-04-19 | 4 AM  | 0 | 274 | 149 | 12  | NA | NA | 0 | 0.0 |                                 |
| 20-04-19 | 5 AM  | 0 | 149 | 89  | 4   | NA | NA | 0 | 0.0 |                                 |
| 20-04-19 | 6 AM  | 0 | 144 | 92  | 3   | NA | NA | 0 | 0.0 |                                 |
| 20-04-19 | 7 AM  | 0 | 134 | 85  | 1   | NA | NA | 0 | 0.0 |                                 |
| 20-04-19 | 8 AM  | 0 | 150 | 95  | 2   | NA | NA | 0 | 0.0 |                                 |

|          |       |   |     |     |     |    |    |   |     |  |
|----------|-------|---|-----|-----|-----|----|----|---|-----|--|
| 20-04-19 | 9 AM  | 0 | 343 | 208 | 12  | NA | NA | 0 | 0.0 |  |
| 20-04-19 | 10 AM | 0 | 477 | 288 | 28  | NA | NA | 0 | 0.0 |  |
| 20-04-19 | 11 AM | 0 | 477 | 286 | 132 | NA | NA | 0 | 0.0 | Desulphurisation column tripped  |
| 20-04-19 | 12 PM | 0 | 150 | 93  | 20  | NA | NA | 0 | 0.0 |  |
| 20-04-19 | 1 PM  | 0 | 163 | 109 | 6   | NA | NA | 0 | 0.0 |  |
| 20-04-19 | 2 PM  | 0 | 130 | 90  | 2   | NA | NA | 0 | 0.0 |  |
| 20-04-19 | 3 PM  | 0 | 143 | 89  | 3   | NA | NA | 0 | 0.0 |  |
| 20-04-19 | 4 PM  | 0 | 162 | 108 | 3   | NA | NA | 0 | 0.0 |  |
| 20-04-19 | 5 PM  | 0 | 127 | 83  | 3   | NA | NA | 0 | 0.0 |  |
| 20-04-19 | 6 PM  | 0 | 139 | 81  | 4   | NA | NA | 0 | 0.0 |  |
| 20-04-19 | 7 PM  | 0 | 253 | 148 | 13  | NA | NA | 0 | 0.0 |  |
| 20-04-19 | 8 PM  | 0 | 353 | 194 | 24  | NA | NA | 0 | 0.0 |  |
| 20-04-19 | 9 PM  | 0 | 363 | 199 | 20  | NA | NA | 0 | 0.0 |  |
| 20-04-19 | 10 PM | 0 | 400 | 214 | 20  | NA | NA | 0 | 0.0 |  |
| 20-04-19 | 11 PM | 0 | 510 | 285 | 26  | NA | NA | 0 | 0.0 |  |
| 21-04-19 | 12 AM | 0 | 492 | 288 | 22  | NA | NA | 0 | 0.0 |  |
| 21-04-19 | 1 AM  | 0 | 523 | 294 | 22  | NA | NA | 0 | 0.0 |  |
| 21-04-19 | 2 AM  | 0 | 492 | 268 | 26  | NA | NA | 0 | 0.0 |  |
| 21-04-19 | 3 AM  | 0 | 488 | 273 | 26  | NA | NA | 0 | 0.0 |  |
| 21-04-19 | 4 AM  | 0 | 461 | 264 | 24  | NA | NA | 0 | 0.0 |  |
| 21-04-19 | 5 AM  | 0 | 467 | 270 | 24  | NA | NA | 0 | 0.0 |  |
| 21-04-19 | 6 AM  | 0 | 478 | 280 | 23  | NA | NA | 0 | 0.0 |  |
| 21-04-19 | 7 AM  | 0 | 515 | 296 | 24  | NA | NA | 0 | 0.0 |  |
| 21-04-19 | 8 AM  | 0 | 476 | 280 | 23  | NA | NA | 0 | 0.0 |  |
| 21-04-19 | 9 AM  | 0 | 516 | 302 | 22  | NA | NA | 0 | 0.0 | Setting on CHP maybe shifted and is arranged to re-adjust the setting in May |

|          |       |   |     |     |    |    |    |   |     |  |
|----------|-------|---|-----|-----|----|----|----|---|-----|--|
| 21-04-19 | 10 AM | 0 | 462 | 274 | 22 | NA | NA | 0 | 0.0 |  |
| 21-04-19 | 11 AM | 0 | 455 | 266 | 23 | NA | NA | 0 | 0.0 |  |
| 21-04-19 | 12 PM | 0 | 463 | 277 | 22 | NA | NA | 0 | 0.0 |  |
| 21-04-19 | 1 PM  | 0 | 473 | 292 | 20 | NA | NA | 0 | 0.0 |  |
| 21-04-19 | 2 PM  | 0 | 486 | 298 | 20 | NA | NA | 0 | 0.0 |  |
| 21-04-19 | 3 PM  | 0 | 506 | 308 | 20 | NA | NA | 0 | 0.0 | Setting on CHP maybe shifted and is arranged to re-adjust the setting in May |
| 21-04-19 | 4 PM  | 0 | 369 | 230 | 13 | NA | NA | 0 | 0.0 |  |
| 21-04-19 | 5 PM  | 0 | 366 | 226 | 47 | NA | NA | 0 | 0.0 |  |
| 21-04-19 | 6 PM  | 0 | 335 | 205 | 34 | NA | NA | 0 | 0.0 |  |
| 21-04-19 | 7 PM  | 0 | 427 | 268 | 20 | NA | NA | 0 | 0.0 |  |
| 21-04-19 | 8 PM  | 0 | 511 | 311 | 20 | NA | NA | 0 | 0.0 | Setting on CHP maybe shifted and is arranged to re-adjust the setting in May |
| 21-04-19 | 9 PM  | 0 | 363 | 227 | 13 | NA | NA | 0 | 0.0 |  |
| 21-04-19 | 10 PM | 0 | 411 | 249 | 14 | NA | NA | 0 | 0.0 |  |
| 21-04-19 | 11 PM | 0 | 346 | 216 | 12 | NA | NA | 0 | 0.0 |  |
| 22-04-19 | 12 AM | 0 | 516 | 311 | 19 | NA | NA | 0 | 0.0 | Setting on CHP maybe shifted and is arranged to re-adjust the setting in May |
| 22-04-19 | 1 AM  | 0 | 518 | 311 | 20 | NA | NA | 0 | 0.0 | Setting on CHP maybe shifted and is arranged to re-                          |

|          |       |   |     |     |    |    |    |   |     |  |
|----------|-------|---|-----|-----|----|----|----|---|-----|--|
|          |       |   |     |     |    |    |    |   |     | adjust the setting in May  |
| 22-04-19 | 2 AM  | 0 | 519 | 309 | 20 | NA | NA | 0 | 0.0 | Setting on CHP maybe shifted and is arranged to re-adjust the setting in May |
| 22-04-19 | 3 AM  | 0 | 488 | 297 | 18 | NA | NA | 0 | 0.0 |  |
| 22-04-19 | 4 AM  | 0 | 477 | 295 | 17 | NA | NA | 0 | 0.0 |  |
| 22-04-19 | 5 AM  | 0 | 466 | 285 | 18 | NA | NA | 0 | 0.0 |  |
| 22-04-19 | 6 AM  | - | -   | -   | -  | -  | -  | - | -   |  |
| 22-04-19 | 7 AM  | - | -   | -   | -  | -  | -  | - | -   |  |
| 22-04-19 | 8 AM  | - | -   | -   | -  | -  | -  | - | -   |  |
| 22-04-19 | 9 AM  | - | -   | -   | -  | -  | -  | - | -   |  |
| 22-04-19 | 10 AM | - | -   | -   | -  | -  | -  | - | -   |  |
| 22-04-19 | 11 AM | - | -   | -   | -  | -  | -  | - | -   |  |
| 22-04-19 | 12 PM | - | -   | -   | -  | -  | -  | - | -   |  |
| 22-04-19 | 1 PM  | 3 | 0   | 0   | 0  | NA | NA | 0 | 0.0 |  |
| 22-04-19 | 2 PM  | - | -   | -   | -  | -  | -  | - | -   |  |
| 22-04-19 | 3 PM  | - | -   | -   | -  | -  | -  | - | -   |  |
| 22-04-19 | 4 PM  | - | -   | -   | -  | -  | -  | - | -   |  |
| 22-04-19 | 5 PM  | - | -   | -   | -  | -  | -  | - | -   |  |
| 22-04-19 | 6 PM  | - | -   | -   | -  | -  | -  | - | -   |  |
| 22-04-19 | 7 PM  | - | -   | -   | -  | -  | -  | - | -   |  |
| 22-04-19 | 8 PM  | - | -   | -   | -  | -  | -  | - | -   |  |
| 22-04-19 | 9 PM  | - | -   | -   | -  | -  | -  | - | -   |  |
| 22-04-19 | 10 PM | - | -   | -   | -  | -  | -  | - | -   |  |
| 22-04-19 | 11 PM | - | -   | -   | -  | -  | -  | - | -   |  |
| 23-04-19 | 12 AM | - | -   | -   | -  | -  | -  | - | -   |  |
| 23-04-19 | 1 AM  | 0 | 434 | 303 | 14 | NA | NA | 0 | 0.0 | Startup of CHP   |

|          |       |   |     |     |    |    |    |   |     |  |
|----------|-------|---|-----|-----|----|----|----|---|-----|--|
| 23-04-19 | 2 AM  | 0 | 529 | 297 | 18 | NA | NA | 0 | 0.0 |  |
| 23-04-19 | 3 AM  | 0 | 426 | 235 | 12 | NA | NA | 0 | 0.0 |  |
| 23-04-19 | 4 AM  | 0 | 485 | 283 | 15 | NA | NA | 0 | 0.0 |  |
| 23-04-19 | 5 AM  | 0 | 478 | 274 | 15 | NA | NA | 0 | 0.0 |  |
| 23-04-19 | 6 AM  | 0 | 494 | 281 | 15 | NA | NA | 0 | 0.0 |  |
| 23-04-19 | 7 AM  | 0 | 482 | 277 | 14 | NA | NA | 0 | 0.0 |  |
| 23-04-19 | 8 AM  | 0 | 481 | 275 | 15 | NA | NA | 0 | 0.0 |  |
| 23-04-19 | 9 AM  | 0 | 497 | 281 | 15 | NA | NA | 0 | 0.0 |  |
| 23-04-19 | 10 AM | 0 | 468 | 259 | 17 | NA | NA | 0 | 0.0 |  |
| 23-04-19 | 11 AM | 0 | 466 | 239 | 25 | NA | NA | 0 | 0.0 |  |
| 23-04-19 | 12 PM | 0 | 477 | 253 | 58 | NA | NA | 0 | 0.0 | Desulphurisation column tripped  |
| 23-04-19 | 1 PM  | 0 | 469 | 258 | 35 | NA | NA | 0 | 0.0 |  |
| 23-04-19 | 2 PM  | 0 | 502 | 285 | 21 | NA | NA | 0 | 0.0 |  |
| 23-04-19 | 3 PM  | 0 | 485 | 278 | 20 | NA | NA | 0 | 0.0 |  |
| 23-04-19 | 4 PM  | 0 | 468 | 264 | 19 | NA | NA | 0 | 0.0 |  |
| 23-04-19 | 5 PM  | 0 | 481 | 279 | 18 | NA | NA | 0 | 0.0 |  |
| 23-04-19 | 6 PM  | 0 | 501 | 299 | 16 | NA | NA | 0 | 0.0 |  |
| 23-04-19 | 7 PM  | 0 | 519 | 307 | 17 | NA | NA | 0 | 0.0 | Setting on CHP maybe shifted and is arranged to re-adjust the setting in May |
| 23-04-19 | 8 PM  | 0 | 525 | 305 | 17 | NA | NA | 0 | 0.0 | Setting on CHP maybe shifted and is arranged to re-adjust the setting in May |
| 23-04-19 | 9 PM  | 0 | 384 | 229 | 12 | NA | NA | 0 | 0.0 |  |
| 23-04-19 | 10 PM | 0 | 429 | 242 | 14 | NA | NA | 0 | 0.0 |  |

|          |       |   |     |     |    |    |    |   |     |  |
|----------|-------|---|-----|-----|----|----|----|---|-----|--|
| 23-04-19 | 11 PM | 0 | 526 | 303 | 20 | NA | NA | 0 | 0.0 | Setting on CHP maybe shifted and is arranged to re-adjust the setting in May |
| 24-04-19 | 12 AM | 0 | 489 | 287 | 21 | NA | NA | 0 | 0.0 |  |
| 24-04-19 | 1 AM  | 0 | 486 | 286 | 21 | NA | NA | 0 | 0.0 |  |
| 24-04-19 | 2 AM  | 0 | 491 | 288 | 32 | NA | NA | 0 | 0.0 |  |
| 24-04-19 | 3 AM  | 0 | 497 | 287 | 71 | NA | NA | 0 | 0.0 | Desulphurisation column tripped  |
| 24-04-19 | 4 AM  | 0 | 489 | 281 | 45 | NA | NA | 0 | 0.0 |  |
| 24-04-19 | 5 AM  | 0 | 477 | 274 | 39 | NA | NA | 0 | 0.0 |  |
| 24-04-19 | 6 AM  | 0 | 462 | 251 | 39 | NA | NA | 0 | 0.0 |  |
| 24-04-19 | 7 AM  | 0 | 460 | 238 | 37 | NA | NA | 0 | 0.0 |  |
| 24-04-19 | 8 AM  | 0 | 457 | 230 | 36 | NA | NA | 0 | 0.0 |  |
| 24-04-19 | 9 AM  | 0 | 468 | 250 | 29 | NA | NA | 0 | 0.0 |  |
| 24-04-19 | 10 AM | 0 | 463 | 238 | 27 | NA | NA | 0 | 0.0 |  |
| 24-04-19 | 11 AM | 0 | 465 | 220 | 28 | NA | NA | 0 | 0.0 |  |
| 24-04-19 | 12 PM | 0 | 334 | 153 | 17 | NA | NA | 0 | 0.0 |  |
| 24-04-19 | 1 PM  | 0 | 382 | 207 | 24 | NA | NA | 0 | 0.0 |  |
| 24-04-19 | 2 PM  | 0 | 450 | 237 | 36 | NA | NA | 0 | 0.0 |  |
| 24-04-19 | 3 PM  | 0 | 452 | 247 | 32 | NA | NA | 0 | 0.0 |  |
| 24-04-19 | 4 PM  | 0 | 449 | 249 | 30 | NA | NA | 0 | 0.0 |  |
| 24-04-19 | 5 PM  | 0 | 438 | 220 | 30 | NA | NA | 0 | 0.0 |  |
| 24-04-19 | 6 PM  | 2 | 220 | 105 | 14 | NA | NA | 0 | 0.0 |  |
| 24-04-19 | 7 PM  | - | -   | -   | -  | -  | -  | - | -   |  |
| 24-04-19 | 8 PM  | - | -   | -   | -  | -  | -  | - | -   |  |
| 24-04-19 | 9 PM  | - | -   | -   | -  | -  | -  | - | -   |  |
| 24-04-19 | 10 PM | - | -   | -   | -  | -  | -  | - | -   |  |
| 24-04-19 | 11 PM | 0 | 196 | 112 | 18 | NA | NA | 0 | 0.0 |  |

|          |       |   |     |     |    |    |    |   |     |  |
|----------|-------|---|-----|-----|----|----|----|---|-----|--|
| 25-04-19 | 12 AM | 0 | 404 | 220 | 38 | NA | NA | 0 | 0.0 |  |
| 25-04-19 | 1 AM  | 0 | 399 | 155 | 41 | NA | NA | 0 | 0.0 |  |
| 25-04-19 | 2 AM  | 0 | 399 | 139 | 43 | NA | NA | 0 | 0.0 |  |
| 25-04-19 | 3 AM  | 0 | 394 | 132 | 43 | NA | NA | 0 | 0.0 |  |
| 25-04-19 | 4 AM  | 0 | 390 | 171 | 43 | NA | NA | 0 | 0.0 |  |
| 25-04-19 | 5 AM  | 0 | 388 | 177 | 40 | NA | NA | 0 | 0.0 |  |
| 25-04-19 | 6 AM  | 0 | 393 | 204 | 36 | NA | NA | 0 | 0.0 |  |
| 25-04-19 | 7 AM  | 0 | 401 | 169 | 35 | NA | NA | 0 | 0.0 |  |
| 25-04-19 | 8 AM  | - | -   | -   | -  | -  | -  | - | -   |  |
| 25-04-19 | 9 AM  | - | -   | -   | -  | -  | -  | - | -   |  |
| 25-04-19 | 10 AM | - | -   | -   | -  | -  | -  | - | -   |  |
| 25-04-19 | 11 AM | - | -   | -   | -  | -  | -  | - | -   |  |
| 25-04-19 | 12 PM | - | -   | -   | -  | -  | -  | - | -   |  |
| 25-04-19 | 1 PM  | 0 | 345 | 173 | 12 | NA | NA | 0 | 0.0 |  |
| 25-04-19 | 2 PM  | - | -   | -   | -  | -  | -  | - | -   |  |
| 25-04-19 | 3 PM  | - | -   | -   | -  | -  | -  | - | -   |  |
| 25-04-19 | 4 PM  | 0 | 202 | 169 | 22 | NA | NA | 0 | 0.0 |  |
| 25-04-19 | 5 PM  | 0 | 401 | 146 | 46 | NA | NA | 0 | 0.0 |  |
| 25-04-19 | 6 PM  | 0 | 395 | 162 | 42 | NA | NA | 0 | 0.0 |  |
| 25-04-19 | 7 PM  | 0 | 389 | 130 | 41 | NA | NA | 0 | 0.0 |  |
| 25-04-19 | 8 PM  | 0 | 379 | 120 | 37 | NA | NA | 0 | 0.0 |  |
| 25-04-19 | 9 PM  | 0 | 374 | 107 | 39 | NA | NA | 0 | 0.0 |  |
| 25-04-19 | 10 PM | - | -   | -   | -  | -  | -  | - | -   |  |
| 25-04-19 | 11 PM | - | -   | -   | -  | -  | -  | - | -   |  |
| 26-04-19 | 12 AM | 0 | 361 | 65  | 34 | NA | NA | 0 | 0.0 |  |
| 26-04-19 | 1 AM  | - | -   | -   | -  | -  | -  | - | -   |  |
| 26-04-19 | 2 AM  | - | -   | -   | -  | -  | -  | - | -   |  |
| 26-04-19 | 3 AM  | 0 | 208 | 143 | 20 | NA | NA | 0 | 0.0 |  |
| 26-04-19 | 4 AM  | 0 | 402 | 177 | 37 | NA | NA | 0 | 0.0 |  |

|          |       |   |     |     |    |    |    |   |     |  |
|----------|-------|---|-----|-----|----|----|----|---|-----|--|
| 26-04-19 | 5 AM  | - | -   | -   | -  | -  | -  | - | -   |  |
| 26-04-19 | 6 AM  | 0 | 224 | 169 | 14 | NA | NA | 0 | 0.0 |  |
| 26-04-19 | 7 AM  | 0 | 208 | 109 | 16 | NA | NA | 0 | 0.0 |  |
| 26-04-19 | 8 AM  | - | -   | -   | -  | -  | -  | - | -   |  |
| 26-04-19 | 9 AM  | 0 | 426 | 239 | 30 | NA | NA | 0 | 0.0 |  |
| 26-04-19 | 10 AM | 0 | 447 | 299 | 25 | NA | NA | 0 | 0.0 |  |
| 26-04-19 | 11 AM | - | -   | -   | -  | -  | -  | - | -   |  |
| 26-04-19 | 12 PM | 0 | 461 | 250 | 31 | NA | NA | 0 | 0.0 |  |
| 26-04-19 | 1 PM  | 0 | 492 | 237 | 54 | NA | NA | 0 | 0.0 | Desulphurisation column tripped  |
| 26-04-19 | 2 PM  | 0 | 239 | 137 | 27 | NA | NA | 0 | 0.0 |  |
| 26-04-19 | 3 PM  | 0 | 491 | 232 | 46 | NA | NA | 0 | 0.0 |  |
| 26-04-19 | 4 PM  | 0 | 248 | 115 | 22 | NA | NA | 0 | 0.0 |  |
| 26-04-19 | 5 PM  | 0 | 234 | 123 | 16 | NA | NA | 0 | 0.0 |  |
| 26-04-19 | 6 PM  | 0 | 503 | 229 | 30 | NA | NA | 0 | 0.0 |  |
| 26-04-19 | 7 PM  | - | -   | -   | -  | -  | -  | - | -   |  |
| 26-04-19 | 8 PM  | - | -   | -   | -  | -  | -  | - | -   |  |
| 26-04-19 | 9 PM  | - | -   | -   | -  | -  | -  | - | -   |  |
| 26-04-19 | 10 PM | - | -   | -   | -  | -  | -  | - | -   |  |
| 26-04-19 | 11 PM | - | -   | -   | -  | -  | -  | - | -   |  |
| 27-04-19 | 12 AM | - | -   | -   | -  | -  | -  | - | -   |  |
| 27-04-19 | 1 AM  | 0 | 240 | 30  | 10 | NA | NA | 0 | 0.0 |  |
| 27-04-19 | 2 AM  | - | -   | -   | -  | -  | -  | - | -   |  |
| 27-04-19 | 3 AM  | 0 | 448 | 233 | 28 | NA | NA | 0 | 0.0 |  |
| 27-04-19 | 4 AM  | 0 | 445 | 301 | 25 | NA | NA | 0 | 0.0 | Setting on CHP maybe shifted and is arranged to re-adjust the setting in May |
| 27-04-19 | 5 AM  | - | -   | -   | -  | -  | -  | - | -   |  |



|          |       |   |   |   |   |   |   |   |   |   |
|----------|-------|---|---|---|---|---|---|---|---|---|
| 27-04-19 | 6 AM  | - | - | - | - | - | - | - | - | - |
| 27-04-19 | 7 AM  | - | - | - | - | - | - | - | - | - |
| 27-04-19 | 8 AM  | - | - | - | - | - | - | - | - | - |
| 27-04-19 | 9 AM  | - | - | - | - | - | - | - | - | - |
| 27-04-19 | 10 AM | - | - | - | - | - | - | - | - | - |
| 27-04-19 | 11 AM | - | - | - | - | - | - | - | - | - |
| 27-04-19 | 12 PM | - | - | - | - | - | - | - | - | - |
| 27-04-19 | 1 PM  | - | - | - | - | - | - | - | - | - |
| 27-04-19 | 2 PM  | - | - | - | - | - | - | - | - | - |
| 27-04-19 | 3 PM  | - | - | - | - | - | - | - | - | - |
| 27-04-19 | 4 PM  | - | - | - | - | - | - | - | - | - |
| 27-04-19 | 5 PM  | - | - | - | - | - | - | - | - | - |
| 27-04-19 | 6 PM  | - | - | - | - | - | - | - | - | - |
| 27-04-19 | 7 PM  | - | - | - | - | - | - | - | - | - |
| 27-04-19 | 8 PM  | - | - | - | - | - | - | - | - | - |
| 27-04-19 | 9 PM  | - | - | - | - | - | - | - | - | - |
| 27-04-19 | 10 PM | - | - | - | - | - | - | - | - | - |
| 27-04-19 | 11 PM | - | - | - | - | - | - | - | - | - |
| 28-04-19 | 12 AM | - | - | - | - | - | - | - | - | - |
| 28-04-19 | 1 AM  | - | - | - | - | - | - | - | - | - |
| 28-04-19 | 2 AM  | - | - | - | - | - | - | - | - | - |
| 28-04-19 | 3 AM  | - | - | - | - | - | - | - | - | - |
| 28-04-19 | 4 AM  | - | - | - | - | - | - | - | - | - |
| 28-04-19 | 5 AM  | - | - | - | - | - | - | - | - | - |
| 28-04-19 | 6 AM  | - | - | - | - | - | - | - | - | - |
| 28-04-19 | 7 AM  | - | - | - | - | - | - | - | - | - |
| 28-04-19 | 8 AM  | - | - | - | - | - | - | - | - | - |
| 28-04-19 | 9 AM  | - | - | - | - | - | - | - | - | - |
| 28-04-19 | 10 AM | - | - | - | - | - | - | - | - | - |

|          |       |   |   |   |   |    |    |   |     |                |
|----------|-------|---|---|---|---|----|----|---|-----|----------------|
| 28-04-19 | 11 AM | - | - | - | - | -  | -  | - | -   |                |
| 28-04-19 | 12 PM | - | - | - | - | -  | -  | - | -   |                |
| 28-04-19 | 1 PM  | - | - | - | - | -  | -  | - | -   |                |
| 28-04-19 | 2 PM  | 3 | 0 | 0 | 0 | NA | NA | 0 | 0.0 |                |
| 28-04-19 | 3 PM  | - | - | - | - | -  | -  | - | -   |                |
| 28-04-19 | 4 PM  | - | - | - | - | -  | -  | - | -   |                |
| 28-04-19 | 5 PM  | - | - | - | - | -  | -  | - | -   |                |
| 28-04-19 | 6 PM  | - | - | - | - | -  | -  | - | -   |                |
| 28-04-19 | 7 PM  | - | - | - | - | -  | -  | - | -   |                |
| 28-04-19 | 8 PM  | - | - | - | - | -  | -  | - | -   |                |
| 28-04-19 | 9 PM  | - | - | - | - | -  | -  | - | -   |                |
| 28-04-19 | 10 PM | 1 | 0 | 0 | 0 | NA | NA | 0 | 0.0 |                |
| 28-04-19 | 11 PM | - | - | - | - | -  | -  | - | -   |                |
| 29-04-19 | 12 AM | - | - | - | - | -  | -  | - | -   |                |
| 29-04-19 | 1 AM  | - | - | - | - | -  | -  | - | -   |                |
| 29-04-19 | 2 AM  | - | - | - | - | -  | -  | - | -   |                |
| 29-04-19 | 3 AM  | - | - | - | - | -  | -  | - | -   |                |
| 29-04-19 | 4 AM  | - | - | - | - | -  | -  | - | -   |                |
| 29-04-19 | 5 AM  | - | - | - | - | -  | -  | - | -   |                |
| 29-04-19 | 6 AM  | - | - | - | - | -  | -  | - | -   |                |
| 29-04-19 | 7 AM  | - | - | - | - | -  | -  | - | -   |                |
| 29-04-19 | 8 AM  | - | - | - | - | -  | -  | - | -   |                |
| 29-04-19 | 9 AM  | - | - | - | - | -  | -  | - | -   |                |
| 29-04-19 | 10 AM | - | - | - | - | -  | -  | - | -   |                |
| 29-04-19 | 11 AM | - | - | - | - | -  | -  | - | -   |                |
| 29-04-19 | 12 PM | - | - | - | - | -  | -  | - | -   |                |
| 29-04-19 | 1 PM  | - | - | - | - | -  | -  | - | -   |                |
| 29-04-19 | 2 PM  | - | - | - | - | -  | -  | - | -   |                |
| 29-04-19 | 3 PM  | 2 | 0 | 0 | 0 | NA | NA | 0 | 0.0 | Startup of CHP |

|          |       |   |     |     |     |    |    |    |     |  |
|----------|-------|---|-----|-----|-----|----|----|----|-----|--|
| 29-04-19 | 4 PM  | 1 | 421 | 301 | 114 | NA | NA | 0  | 0.0 | Startup of CHP   |
| 29-04-19 | 5 PM  | 0 | 515 | 350 | 81  | NA | NA | 0  | 0.0 | Setting on CHP maybe shifted and is arranged to re-adjust the setting in May             |
| 29-04-19 | 6 PM  | 0 | 213 | 149 | 58  | NA | NA | 0  | 0.0 | Desulphurisation column tripped  |
| 29-04-19 | 7 PM  | 1 | 424 | 271 | 123 | NA | NA | 0  | 0.0 | Desulphurisation column tripped  |
| 29-04-19 | 8 PM  | 0 | 421 | 246 | 129 | NA | NA | 0  | 0.0 | Desulphurisation column tripped  |
| 29-04-19 | 9 PM  | 3 | 397 | 274 | 128 | NA | NA | 0  | 0.0 | Desulphurisation column tripped  |
| 29-04-19 | 10 PM | 0 | 355 | 169 | 99  | NA | NA | 41 | 1.5 | Desulphurisation column tripped / HCl and HF interferences by other gases (Sensor fault) |
| 29-04-19 | 11 PM | - | -   | -   | -   | -  | -  | -  | -   |  |
| 30-04-19 | 12 AM | - | -   | -   | -   | -  | -  | -  | -   |  |
| 30-04-19 | 1 AM  | - | -   | -   | -   | -  | -  | -  | -   |  |
| 30-04-19 | 2 AM  | - | -   | -   | -   | -  | -  | -  | -   |  |
| 30-04-19 | 3 AM  | - | -   | -   | -   | -  | -  | -  | -   |  |
| 30-04-19 | 4 AM  | - | -   | -   | -   | -  | -  | -  | -   |  |
| 30-04-19 | 5 AM  | - | -   | -   | -   | -  | -  | -  | -   |  |
| 30-04-19 | 6 AM  | - | -   | -   | -   | -  | -  | -  | -   |  |
| 30-04-19 | 7 AM  | 0 | 352 | 131 | 47  | NA | NA | 1  | 0.0 |  |
| 30-04-19 | 8 AM  | - | -   | -   | -   | -  | -  | -  | -   |  |
| 30-04-19 | 9 AM  | 0 | 602 | 206 | 39  | NA | NA | 0  | 0.0 |  |

|          |       |   |   |   |   |   |   |   |   |   |
|----------|-------|---|---|---|---|---|---|---|---|---|
| 30-04-19 | 10 AM | - | - | - | - | - | - | - | - | - |
| 30-04-19 | 11 AM | - | - | - | - | - | - | - | - | - |
| 30-04-19 | 12 PM | - | - | - | - | - | - | - | - | - |
| 30-04-19 | 1 PM  | - | - | - | - | - | - | - | - | - |
| 30-04-19 | 2 PM  | - | - | - | - | - | - | - | - | - |
| 30-04-19 | 3 PM  | - | - | - | - | - | - | - | - | - |
| 30-04-19 | 4 PM  | - | - | - | - | - | - | - | - | - |
| 30-04-19 | 5 PM  | - | - | - | - | - | - | - | - | - |
| 30-04-19 | 6 PM  | - | - | - | - | - | - | - | - | - |
| 30-04-19 | 7 PM  | - | - | - | - | - | - | - | - | - |
| 30-04-19 | 8 PM  | - | - | - | - | - | - | - | - | - |
| 30-04-19 | 9 PM  | - | - | - | - | - | - | - | - | - |
| 30-04-19 | 10 PM | - | - | - | - | - | - | - | - | - |
| 30-04-19 | 11 PM | - | - | - | - | - | - | - | - | - |

Annex G3

# Hourly Average of Parameters Measured in CHP 2

| Date                                    | Hour  | CHP 2 Hourly Average (mg/Nm <sup>3</sup> ) |     |     |                 |        |                         |     |     | Remarks                         |
|---|-------|--|-----|-----|-----------------|--------|-------------------------|-----|-----|---------------------------------|
|   |       | Dust                                       | CO  | NOx | SO <sub>2</sub> | NMVOCs | VOC (including methane) | HCl | HF  |                                 |
| Note: "-" represents non-operating hour |       |  |     |     |                 |        |                         |     |     |                                 |
| 01-04-19                                | 12 AM | 0  | 179 | 110 | 33              | NA     | NA                      | 0   | 0.0 |                                 |
| 01-04-19                                | 1 AM  | 0  | 212 | 131 | 34              | NA     | NA                      | 0   | 0.0 |                                 |
| 01-04-19                                | 2 AM  | 0  | 215 | 138 | 33              | NA     | NA                      | 0   | 0.0 |                                 |
| 01-04-19                                | 3 AM  | 0  | 228 | 146 | 31              | NA     | NA                      | 0   | 0.0 |                                 |
| 01-04-19                                | 4 AM  | 0  | 222 | 145 | 31              | NA     | NA                      | 0   | 0.0 |                                 |
| 01-04-19                                | 5 AM  | 0  | 221 | 149 | 30              | NA     | NA                      | 0   | 0.0 |                                 |
| 01-04-19                                | 6 AM  | 0  | 208 | 154 | 29              | NA     | NA                      | 0   | 0.0 |                                 |
| 01-04-19                                | 7 AM  | 0  | 192 | 161 | 28              | NA     | NA                      | 0   | 0.0 |                                 |
| 01-04-19                                | 8 AM  | 0  | 198 | 177 | 27              | NA     | NA                      | 0   | 0.0 |                                 |
| 01-04-19                                | 9 AM  | 0  | 199 | 187 | 25              | NA     | NA                      | 0   | 0.0 |                                 |
| 01-04-19                                | 10 AM | 0  | 226 | 200 | 25              | NA     | NA                      | 0   | 0.0 |                                 |
| 01-04-19                                | 11 AM | 0  | 245 | 209 | 23              | NA     | NA                      | 0   | 0.0 |                                 |
| 01-04-19                                | 12 PM | 0  | 254 | 211 | 22              | NA     | NA                      | 0   | 0.0 |                                 |
| 01-04-19                                | 1 PM  | 0  | 253 | 208 | 23              | NA     | NA                      | 0   | 0.0 |                                 |
| 01-04-19                                | 2 PM  | 0  | 257 | 208 | 23              | NA     | NA                      | 0   | 0.0 |                                 |
| 01-04-19                                | 3 PM  | 0  | 266 | 209 | 23              | NA     | NA                      | 0   | 0.0 |                                 |
| 01-04-19                                | 4 PM  | 0  | 271 | 207 | 59              | NA     | NA                      | 0   | 0.0 | Desulphurisation system tripped |
| 01-04-19                                | 5 PM  | 0  | 43  | 54  | 4               | NA     | NA                      | 0   | 0.0 |                                 |
| 01-04-19                                | 6 PM  | 0  | 32  | 40  | 0               | NA     | NA                      | 0   | 0.0 |                                 |
| 01-04-19                                | 7 PM  | 0  | 25  | 32  | 2               | NA     | NA                      | 0   | 0.0 |                                 |
| 01-04-19                                | 8 PM  | -  | -   | -   | -               | -      | -                       | -   | -   |                                 |
| 01-04-19                                | 9 PM  | -  | -   | -   | -               | -      | -                       | -   | -   |                                 |
| 01-04-19                                | 10 PM | -  | -   | -   | -               | -      | -                       | -   | -   |                                 |
| 01-04-19                                | 11 PM | -  | -   | -   | -               | -      | -                       | -   | -   |                                 |

|          |       |   |     |     |    |    |    |   |     |   |
|----------|-------|---|-----|-----|----|----|----|---|-----|---|
| 02-04-19 | 12 AM | - | -   | -   | -  | -  | -  | - | -   | - |
| 02-04-19 | 1 AM  | - | -   | -   | -  | -  | -  | - | -   | - |
| 02-04-19 | 2 AM  | - | -   | -   | -  | -  | -  | - | -   | - |
| 02-04-19 | 3 AM  | - | -   | -   | -  | -  | -  | - | -   | - |
| 02-04-19 | 4 AM  | - | -   | -   | -  | -  | -  | - | -   | - |
| 02-04-19 | 5 AM  | - | -   | -   | -  | -  | -  | - | -   | - |
| 02-04-19 | 6 AM  | - | -   | -   | -  | -  | -  | - | -   | - |
| 02-04-19 | 7 AM  | - | -   | -   | -  | -  | -  | - | -   | - |
| 02-04-19 | 8 AM  | - | -   | -   | -  | -  | -  | - | -   | - |
| 02-04-19 | 9 AM  | - | -   | -   | -  | -  | -  | - | -   | - |
| 02-04-19 | 10 AM | - | -   | -   | -  | -  | -  | - | -   | - |
| 02-04-19 | 11 AM | - | -   | -   | -  | -  | -  | - | -   | - |
| 02-04-19 | 12 PM | 0 | 40  | 52  | 0  | NA | NA | 0 | 0.0 |   |
| 02-04-19 | 1 PM  | 0 | 36  | 24  | 0  | NA | NA | 0 | 0.0 |   |
| 02-04-19 | 2 PM  | 0 | 38  | 24  | 0  | NA | NA | 0 | 0.0 |   |
| 02-04-19 | 3 PM  | 0 | 23  | 7   | 0  | NA | NA | 0 | 0.0 |   |
| 02-04-19 | 4 PM  | 0 | 170 | 212 | 23 | NA | NA | 0 | 0.0 |   |
| 02-04-19 | 5 PM  | 0 | 150 | 201 | 21 | NA | NA | 0 | 0.0 |   |
| 02-04-19 | 6 PM  | 0 | 35  | 18  | 1  | NA | NA | 0 | 0.0 |   |
| 02-04-19 | 7 PM  | 0 | 25  | 5   | 0  | NA | NA | 0 | 0.0 |   |
| 02-04-19 | 8 PM  | 0 | 42  | 17  | 1  | NA | NA | 0 | 0.0 |   |
| 02-04-19 | 9 PM  | 0 | 44  | 19  | 2  | NA | NA | 0 | 0.0 |   |
| 02-04-19 | 10 PM | 0 | 32  | 8   | 0  | NA | NA | 0 | 0.0 |   |
| 02-04-19 | 11 PM | 0 | 40  | 14  | 1  | NA | NA | 0 | 0.0 |   |
| 03-04-19 | 12 AM | 0 | 38  | 11  | 2  | NA | NA | 0 | 0.0 |   |
| 03-04-19 | 1 AM  | 0 | 14  | 1   | 0  | NA | NA | 0 | 0.0 |   |
| 03-04-19 | 2 AM  | 0 | 21  | 31  | 10 | NA | NA | 0 | 0.0 |   |
| 03-04-19 | 3 AM  | 0 | 47  | 11  | 9  | NA | NA | 0 | 0.0 |   |
| 03-04-19 | 4 AM  | 0 | 33  | 3   | 0  | NA | NA | 0 | 0.0 |   |

|          |       |   |    |    |   |    |    |   |     |  |
|----------|-------|---|----|----|---|----|----|---|-----|--|
| 03-04-19 | 5 AM  | 0 | 70 | 24 | 3 | NA | NA | 0 | 0.0 |  |
| 03-04-19 | 6 AM  | 0 | 29 | 1  | 0 | NA | NA | 0 | 0.0 |  |
| 03-04-19 | 7 AM  | 0 | 43 | 11 | 1 | NA | NA | 0 | 0.0 |  |
| 03-04-19 | 8 AM  | 0 | 42 | 14 | 1 | NA | NA | 0 | 0.0 |  |
| 03-04-19 | 9 AM  | 0 | 26 | 4  | 0 | NA | NA | 0 | 0.0 |  |
| 03-04-19 | 10 AM | 0 | 42 | 18 | 1 | NA | NA | 0 | 0.0 |  |
| 03-04-19 | 11 AM | 0 | 28 | 19 | 0 | NA | NA | 0 | 0.0 |  |
| 03-04-19 | 12 PM | 0 | 33 | 16 | 0 | NA | NA | 0 | 0.0 |  |
| 03-04-19 | 1 PM  | 0 | 66 | 46 | 3 | NA | NA | 0 | 0.0 |  |
| 03-04-19 | 2 PM  | 0 | 68 | 60 | 4 | NA | NA | 0 | 0.0 |  |
| 03-04-19 | 3 PM  | 0 | 63 | 59 | 3 | NA | NA | 0 | 0.0 |  |
| 03-04-19 | 4 PM  | 0 | 81 | 63 | 7 | NA | NA | 0 | 0.0 |  |
| 03-04-19 | 5 PM  | - | -  | -  | - | -  | -  | - | -   |  |
| 03-04-19 | 6 PM  | 0 | 69 | 78 | 2 | NA | NA | 0 | 0.0 |  |
| 03-04-19 | 7 PM  | 0 | 67 | 54 | 2 | NA | NA | 0 | 0.0 |  |
| 03-04-19 | 8 PM  | 0 | 77 | 63 | 4 | NA | NA | 0 | 0.0 |  |
| 03-04-19 | 9 PM  | 0 | 77 | 62 | 2 | NA | NA | 0 | 0.0 |  |
| 03-04-19 | 10 PM | 0 | 79 | 60 | 1 | NA | NA | 0 | 0.0 |  |
| 03-04-19 | 11 PM | 0 | 93 | 72 | 3 | NA | NA | 0 | 0.0 |  |
| 04-04-19 | 12 AM | 0 | 87 | 66 | 2 | NA | NA | 0 | 0.0 |  |
| 04-04-19 | 1 AM  | 0 | 81 | 60 | 1 | NA | NA | 0 | 0.0 |  |
| 04-04-19 | 2 AM  | 0 | 89 | 68 | 3 | NA | NA | 0 | 0.0 |  |
| 04-04-19 | 3 AM  | 0 | 79 | 62 | 2 | NA | NA | 0 | 0.0 |  |
| 04-04-19 | 4 AM  | 0 | 75 | 57 | 2 | NA | NA | 0 | 0.0 |  |
| 04-04-19 | 5 AM  | 0 | 86 | 68 | 3 | NA | NA | 0 | 0.0 |  |
| 04-04-19 | 6 AM  | 0 | 80 | 62 | 2 | NA | NA | 0 | 0.0 |  |
| 04-04-19 | 7 AM  | 0 | 76 | 56 | 1 | NA | NA | 0 | 0.0 |  |
| 04-04-19 | 8 AM  | 0 | 87 | 67 | 3 | NA | NA | 0 | 0.0 |  |
| 04-04-19 | 9 AM  | 0 | 90 | 70 | 2 | NA | NA | 0 | 0.0 |  |



|          |       |   |     |     |    |    |    |   |     |  |
|----------|-------|---|-----|-----|----|----|----|---|-----|--|
| 04-04-19 | 10 AM | 0 | 89  | 66  | 1  | NA | NA | 0 | 0.0 |  |
| 04-04-19 | 11 AM | 0 | 94  | 74  | 3  | NA | NA | 0 | 0.0 |  |
| 04-04-19 | 12 PM | 0 | 182 | 139 | 16 | NA | NA | 0 | 0.0 |  |
| 04-04-19 | 1 PM  | 0 | 156 | 121 | 19 | NA | NA | 0 | 0.0 |  |
| 04-04-19 | 2 PM  | 0 | 114 | 86  | 8  | NA | NA | 0 | 0.0 |  |
| 04-04-19 | 3 PM  | 0 | 282 | 211 | 20 | NA | NA | 0 | 0.0 |  |
| 04-04-19 | 4 PM  | 0 | 262 | 193 | 21 | NA | NA | 0 | 0.0 |  |
| 04-04-19 | 5 PM  | 0 | 111 | 91  | 5  | NA | NA | 0 | 0.0 |  |
| 04-04-19 | 6 PM  | 0 | 75  | 72  | 2  | NA | NA | 0 | 0.0 |  |
| 04-04-19 | 7 PM  | 0 | 98  | 91  | 4  | NA | NA | 0 | 0.0 |  |
| 04-04-19 | 8 PM  | 0 | 82  | 84  | 2  | NA | NA | 0 | 0.0 |  |
| 04-04-19 | 9 PM  | 0 | 80  | 76  | 2  | NA | NA | 0 | 0.0 |  |
| 04-04-19 | 10 PM | 0 | 101 | 109 | 4  | NA | NA | 0 | 0.0 |  |
| 04-04-19 | 11 PM | 0 | 78  | 87  | 2  | NA | NA | 0 | 0.0 |  |
| 05-04-19 | 12 AM | 0 | 0   | 0   | 0  | NA | NA | 0 | 0.0 |  |
| 05-04-19 | 1 AM  | - | -   | -   | -  | -  | -  | - | -   |  |
| 05-04-19 | 2 AM  | - | -   | -   | -  | -  | -  | - | -   |  |
| 05-04-19 | 3 AM  | - | -   | -   | -  | -  | -  | - | -   |  |
| 05-04-19 | 4 AM  | - | -   | -   | -  | -  | -  | - | -   |  |
| 05-04-19 | 5 AM  | - | -   | -   | -  | -  | -  | - | -   |  |
| 05-04-19 | 6 AM  | - | -   | -   | -  | -  | -  | - | -   |  |
| 05-04-19 | 7 AM  | - | -   | -   | -  | -  | -  | - | -   |  |
| 05-04-19 | 8 AM  | - | -   | -   | -  | -  | -  | - | -   |  |
| 05-04-19 | 9 AM  | - | -   | -   | -  | -  | -  | - | -   |  |
| 05-04-19 | 10 AM | 0 | 67  | 199 | 6  | NA | NA | 0 | 0.0 |  |
| 05-04-19 | 11 AM | 0 | 79  | 81  | 5  | NA | NA | 0 | 0.0 |  |
| 05-04-19 | 12 PM | 0 | 174 | 195 | 17 | NA | NA | 0 | 0.0 |  |
| 05-04-19 | 1 PM  | 0 | 217 | 241 | 21 | NA | NA | 0 | 0.0 |  |
| 05-04-19 | 2 PM  | 0 | 216 | 232 | 22 | NA | NA | 0 | 0.0 |  |

|          |       |   |     |     |    |    |    |   |     |  |
|----------|-------|---|-----|-----|----|----|----|---|-----|--|
| 05-04-19 | 3 PM  | 0 | 215 | 222 | 22 | NA | NA | 0 | 0.0 |  |
| 05-04-19 | 4 PM  | 0 | 97  | 104 | 12 | NA | NA | 0 | 0.0 |  |
| 05-04-19 | 5 PM  | - | -   | -   | -  | -  | -  | - | -   |  |
| 05-04-19 | 6 PM  | - | -   | -   | -  | -  | -  | - | -   |  |
| 05-04-19 | 7 PM  | - | -   | -   | -  | -  | -  | - | -   |  |
| 05-04-19 | 8 PM  | - | -   | -   | -  | -  | -  | - | -   |  |
| 05-04-19 | 9 PM  | - | -   | -   | -  | -  | -  | - | -   |  |
| 05-04-19 | 10 PM | - | -   | -   | -  | -  | -  | - | -   |  |
| 05-04-19 | 11 PM | - | -   | -   | -  | -  | -  | - | -   |  |
| 06-04-19 | 12 AM | - | -   | -   | -  | -  | -  | - | -   |  |
| 06-04-19 | 1 AM  | - | -   | -   | -  | -  | -  | - | -   |  |
| 06-04-19 | 2 AM  | - | -   | -   | -  | -  | -  | - | -   |  |
| 06-04-19 | 3 AM  | - | -   | -   | -  | -  | -  | - | -   |  |
| 06-04-19 | 4 AM  | - | -   | -   | -  | -  | -  | - | -   |  |
| 06-04-19 | 5 AM  | - | -   | -   | -  | -  | -  | - | -   |  |
| 06-04-19 | 6 AM  | - | -   | -   | -  | -  | -  | - | -   |  |
| 06-04-19 | 7 AM  | - | -   | -   | -  | -  | -  | - | -   |  |
| 06-04-19 | 8 AM  | - | -   | -   | -  | -  | -  | - | -   |  |
| 06-04-19 | 9 AM  | - | -   | -   | -  | -  | -  | - | -   |  |
| 06-04-19 | 10 AM | - | -   | -   | -  | -  | -  | - | -   |  |
| 06-04-19 | 11 AM | - | -   | -   | -  | -  | -  | - | -   |  |
| 06-04-19 | 12 PM | - | -   | -   | -  | -  | -  | - | -   |  |
| 06-04-19 | 1 PM  | - | -   | -   | -  | -  | -  | - | -   |  |
| 06-04-19 | 2 PM  | - | -   | -   | -  | -  | -  | - | -   |  |
| 06-04-19 | 3 PM  | - | -   | -   | -  | -  | -  | - | -   |  |
| 06-04-19 | 4 PM  | - | -   | -   | -  | -  | -  | - | -   |  |
| 06-04-19 | 5 PM  | - | -   | -   | -  | -  | -  | - | -   |  |
| 06-04-19 | 6 PM  | - | -   | -   | -  | -  | -  | - | -   |  |
| 06-04-19 | 7 PM  | - | -   | -   | -  | -  | -  | - | -   |  |

|                 |       |   |     |     |    |    |    |   |     |  |
|-----------------|-------|---|-----|-----|----|----|----|---|-----|--|
| <b>06-04-19</b> | 8 PM  | 0 | 39  | 142 | 2  | NA | NA | 0 | 0.0 |  |
| <b>06-04-19</b> | 9 PM  | 0 | 34  | 38  | 1  | NA | NA | 0 | 0.0 |  |
| <b>06-04-19</b> | 10 PM | 0 | 57  | 160 | 5  | NA | NA | 0 | 0.0 |  |
| <b>06-04-19</b> | 11 PM | - | -   | -   | -  | -  | -  | - | -   |  |
| <b>07-04-19</b> | 12 AM | - | -   | -   | -  | -  | -  | - | -   |  |
| <b>07-04-19</b> | 1 AM  | - | -   | -   | -  | -  | -  | - | -   |  |
| <b>07-04-19</b> | 2 AM  | - | -   | -   | -  | -  | -  | - | -   |  |
| <b>07-04-19</b> | 3 AM  | - | -   | -   | -  | -  | -  | - | -   |  |
| <b>07-04-19</b> | 4 AM  | 0 | 72  | 468 | 2  | NA | NA | 0 | 0.0 | Startup of CHP   |
| <b>07-04-19</b> | 5 AM  | 0 | 37  | 44  | 2  | NA | NA | 0 | 0.0 |  |
| <b>07-04-19</b> | 6 AM  | 0 | 61  | 311 | 1  | NA | NA | 0 | 0.0 | Setting on CHP maybe shifted and is arranged to re-adjust the setting in May |
| <b>07-04-19</b> | 7 AM  | 0 | 39  | 46  | 2  | NA | NA | 0 | 0.0 |  |
| <b>07-04-19</b> | 8 AM  | 0 | 92  | 357 | 4  | NA | NA | 0 | 0.0 | Setting on CHP maybe shifted and is arranged to re-adjust the setting in May |
| <b>07-04-19</b> | 9 AM  | 0 | 211 | 276 | 18 | NA | NA | 0 | 0.0 |  |
| <b>07-04-19</b> | 10 AM | 0 | 190 | 263 | 21 | NA | NA | 0 | 0.0 |  |
| <b>07-04-19</b> | 11 AM | 0 | 75  | 249 | 6  | NA | NA | 0 | 0.0 |  |
| <b>07-04-19</b> | 12 PM | 0 | 216 | 372 | 20 | NA | NA | 0 | 0.0 | Setting on CHP maybe shifted and is arranged to re-adjust the setting in May |
| <b>07-04-19</b> | 1 PM  | 0 | 219 | 278 | 20 | NA | NA | 0 | 0.0 |  |
| <b>07-04-19</b> | 2 PM  | 1 | 239 | 296 | 19 | NA | NA | 0 | 0.0 |  |

|          |       |   |     |     |    |    |    |   |     |   |
|----------|-------|---|-----|-----|----|----|----|---|-----|---|
| 07-04-19 | 3 PM  | 2 | 238 | 290 | 17 | NA | NA | 0 | 0.0 |   |
| 07-04-19 | 4 PM  | 2 | 229 | 277 | 17 | NA | NA | 0 | 0.0 |   |
| 07-04-19 | 5 PM  | 2 | 223 | 272 | 18 | NA | NA | 0 | 0.0 |   |
| 07-04-19 | 6 PM  | 2 | 223 | 272 | 19 | NA | NA | 0 | 0.0 |   |
| 07-04-19 | 7 PM  | 2 | 223 | 267 | 19 | NA | NA | 0 | 0.0 |   |
| 07-04-19 | 8 PM  | 2 | 224 | 261 | 20 | NA | NA | 0 | 0.0 |   |
| 07-04-19 | 9 PM  | 2 | 212 | 256 | 20 | NA | NA | 0 | 0.0 |   |
| 07-04-19 | 10 PM | 1 | 97  | 123 | 11 | NA | NA | 0 | 0.0 |   |
| 07-04-19 | 11 PM | 0 | 46  | 315 | 4  | NA | NA | 0 | 0.0 | Setting on CHP<br>maybe shifted and<br>is arranged to re-<br>adjust the setting<br>in May |
| 08-04-19 | 12 AM | - | -   | -   | -  | -  | -  | - | -   |   |
| 08-04-19 | 1 AM  | - | -   | -   | -  | -  | -  | - | -   |   |
| 08-04-19 | 2 AM  | 0 | 71  | 204 | 11 | NA | NA | 0 | 0.0 |   |
| 08-04-19 | 3 AM  | 0 | 217 | 170 | 21 | NA | NA | 0 | 0.0 |   |
| 08-04-19 | 4 AM  | 0 | 337 | 228 | 25 | NA | NA | 0 | 0.0 |   |
| 08-04-19 | 5 AM  | 0 | 265 | 185 | 18 | NA | NA | 0 | 0.0 |   |
| 08-04-19 | 6 AM  | 0 | 44  | 49  | 2  | NA | NA | 0 | 0.0 |   |
| 08-04-19 | 7 AM  | - | -   | -   | -  | -  | -  | - | -   |   |
| 08-04-19 | 8 AM  | - | -   | -   | -  | -  | -  | - | -   |   |
| 08-04-19 | 9 AM  | 0 | 177 | 270 | 8  | NA | NA | 0 | 0.0 |   |
| 08-04-19 | 10 AM | 1 | 339 | 233 | 17 | NA | NA | 0 | 0.0 |   |
| 08-04-19 | 11 AM | 2 | 344 | 232 | 12 | NA | NA | 0 | 0.0 |   |
| 08-04-19 | 12 PM | 2 | 347 | 228 | 15 | NA | NA | 0 | 0.0 |   |
| 08-04-19 | 1 PM  | 2 | 342 | 229 | 17 | NA | NA | 0 | 0.0 |   |
| 08-04-19 | 2 PM  | 1 | 0   | 0   | 0  | NA | NA | 0 | 0.0 |   |
| 08-04-19 | 3 PM  | - | -   | -   | -  | -  | -  | - | -   |   |
| 08-04-19 | 4 PM  | 0 | 147 | 165 | 26 | NA | NA | 3 | 0.0 |   |

|          |       |   |     |     |    |    |    |   |     |  |
|----------|-------|---|-----|-----|----|----|----|---|-----|--|
| 08-04-19 | 5 PM  | 0 | 241 | 289 | 39 | NA | NA | 0 | 0.0 |  |
| 08-04-19 | 6 PM  | 0 | 234 | 282 | 32 | NA | NA | 0 | 0.0 |  |
| 08-04-19 | 7 PM  | 0 | 223 | 276 | 22 | NA | NA | 0 | 0.0 |  |
| 08-04-19 | 8 PM  | 0 | 225 | 278 | 20 | NA | NA | 0 | 0.0 |  |
| 08-04-19 | 9 PM  | 0 | 231 | 275 | 22 | NA | NA | 0 | 0.0 |  |
| 08-04-19 | 10 PM | 0 | 224 | 266 | 26 | NA | NA | 0 | 0.0 |  |
| 08-04-19 | 11 PM | 0 | 225 | 262 | 29 | NA | NA | 0 | 0.0 |  |
| 09-04-19 | 12 AM | 0 | 205 | 242 | 25 | NA | NA | 0 | 0.0 |  |
| 09-04-19 | 1 AM  | 0 | 229 | 240 | 25 | NA | NA | 0 | 0.0 |  |
| 09-04-19 | 2 AM  | 0 | 233 | 240 | 27 | NA | NA | 0 | 0.0 |  |
| 09-04-19 | 3 AM  | 0 | 225 | 248 | 29 | NA | NA | 0 | 0.0 |  |
| 09-04-19 | 4 AM  | 0 | 235 | 260 | 29 | NA | NA | 0 | 0.0 |  |
| 09-04-19 | 5 AM  | 0 | 241 | 268 | 27 | NA | NA | 0 | 0.0 |  |
| 09-04-19 | 6 AM  | 0 | 238 | 269 | 24 | NA | NA | 0 | 0.0 |  |
| 09-04-19 | 7 AM  | 0 | 235 | 269 | 24 | NA | NA | 0 | 0.0 |  |
| 09-04-19 | 8 AM  | 0 | 235 | 271 | 23 | NA | NA | 0 | 0.0 |  |
| 09-04-19 | 9 AM  | 0 | 232 | 274 | 38 | NA | NA | 0 | 0.0 |  |
| 09-04-19 | 10 AM | 0 | 246 | 278 | 40 | NA | NA | 0 | 0.0 |  |
| 09-04-19 | 11 AM | 0 | 229 | 273 | 27 | NA | NA | 0 | 0.0 |  |
| 09-04-19 | 12 PM | 0 | 248 | 278 | 32 | NA | NA | 0 | 0.0 |  |
| 09-04-19 | 1 PM  | 0 | 246 | 271 | 30 | NA | NA | 0 | 0.0 |  |
| 09-04-19 | 2 PM  | 0 | 256 | 265 | 24 | NA | NA | 0 | 0.0 |  |
| 09-04-19 | 3 PM  | 0 | 254 | 259 | 25 | NA | NA | 0 | 0.0 |  |
| 09-04-19 | 4 PM  | 0 | 253 | 257 | 31 | NA | NA | 0 | 0.0 |  |
| 09-04-19 | 5 PM  | 0 | 255 | 251 | 27 | NA | NA | 0 | 0.0 |  |
| 09-04-19 | 6 PM  | 0 | 236 | 251 | 27 | NA | NA | 0 | 0.0 |  |
| 09-04-19 | 7 PM  | 0 | 278 | 283 | 26 | NA | NA | 0 | 0.0 |  |
| 09-04-19 | 8 PM  | 0 | 238 | 281 | 22 | NA | NA | 0 | 0.0 |  |
| 09-04-19 | 9 PM  | 0 | 84  | 112 | 9  | NA | NA | 0 | 0.0 |  |

|          |       |   |     |     |    |    |    |   |     |   |
|----------|-------|---|-----|-----|----|----|----|---|-----|---|
| 09-04-19 | 10 PM | - | -   | -   | -  | -  | -  | - | -   |   |
| 09-04-19 | 11 PM | - | -   | -   | -  | -  | -  | - | -   |   |
| 10-04-19 | 12 AM | - | -   | -   | -  | -  | -  | - | -   |   |
| 10-04-19 | 1 AM  | - | -   | -   | -  | -  | -  | - | -   |   |
| 10-04-19 | 2 AM  | - | -   | -   | -  | -  | -  | - | -   |   |
| 10-04-19 | 3 AM  | - | -   | -   | -  | -  | -  | - | -   |   |
| 10-04-19 | 4 AM  | - | -   | -   | -  | -  | -  | - | -   |   |
| 10-04-19 | 5 AM  | - | -   | -   | -  | -  | -  | - | -   |   |
| 10-04-19 | 6 AM  | - | -   | -   | -  | -  | -  | - | -   |   |
| 10-04-19 | 7 AM  | 0 | 117 | 138 | 9  | NA | NA | 0 | 0.0 |   |
| 10-04-19 | 8 AM  | 0 | 100 | 136 | 11 | NA | NA | 0 | 0.0 |   |
| 10-04-19 | 9 AM  | - | -   | -   | -  | -  | -  | - | -   |   |
| 10-04-19 | 10 AM | - | -   | -   | -  | -  | -  | - | -   |   |
| 10-04-19 | 11 AM | 0 | 282 | 311 | 21 | NA | NA | 0 | 0.0 | Startup of CHP  |
| 10-04-19 | 12 PM | 1 | 327 | 306 | 20 | NA | NA | 0 | 0.0 | Setting on CHP<br>maybe shifted and<br>is arranged to re-<br>adjust the setting<br>in May |
| 10-04-19 | 1 PM  | 2 | 271 | 282 | 14 | NA | NA | 0 | 0.0 |   |
| 10-04-19 | 2 PM  | 2 | 260 | 278 | 17 | NA | NA | 0 | 0.0 |   |
| 10-04-19 | 3 PM  | 2 | 302 | 299 | 24 | NA | NA | 0 | 0.0 |   |
| 10-04-19 | 4 PM  | 2 | 249 | 282 | 21 | NA | NA | 0 | 0.0 |   |
| 10-04-19 | 5 PM  | 1 | 100 | 136 | 11 | NA | NA | 0 | 0.0 |   |
| 10-04-19 | 6 PM  | - | -   | -   | -  | -  | -  | - | -   |   |
| 10-04-19 | 7 PM  | - | -   | -   | -  | -  | -  | - | -   |   |
| 10-04-19 | 8 PM  | - | -   | -   | -  | -  | -  | - | -   |   |
| 10-04-19 | 9 PM  | - | -   | -   | -  | -  | -  | - | -   |   |
| 10-04-19 | 10 PM | - | -   | -   | -  | -  | -  | - | -   |   |
| 10-04-19 | 11 PM | - | -   | -   | -  | -  | -  | - | -   |   |

|          |       |   |   |   |   |   |   |   |   |   |
|----------|-------|---|---|---|---|---|---|---|---|---|
| 11-04-19 | 12 AM | - | - | - | - | - | - | - | - | - |
| 11-04-19 | 1 AM  | - | - | - | - | - | - | - | - | - |
| 11-04-19 | 2 AM  | - | - | - | - | - | - | - | - | - |
| 11-04-19 | 3 AM  | - | - | - | - | - | - | - | - | - |
| 11-04-19 | 4 AM  | - | - | - | - | - | - | - | - | - |
| 11-04-19 | 5 AM  | - | - | - | - | - | - | - | - | - |
| 11-04-19 | 6 AM  | - | - | - | - | - | - | - | - | - |
| 11-04-19 | 7 AM  | - | - | - | - | - | - | - | - | - |
| 11-04-19 | 8 AM  | - | - | - | - | - | - | - | - | - |
| 11-04-19 | 9 AM  | - | - | - | - | - | - | - | - | - |
| 11-04-19 | 10 AM | - | - | - | - | - | - | - | - | - |
| 11-04-19 | 11 AM | - | - | - | - | - | - | - | - | - |
| 11-04-19 | 12 PM | - | - | - | - | - | - | - | - | - |
| 11-04-19 | 1 PM  | - | - | - | - | - | - | - | - | - |
| 11-04-19 | 2 PM  | - | - | - | - | - | - | - | - | - |
| 11-04-19 | 3 PM  | - | - | - | - | - | - | - | - | - |
| 11-04-19 | 4 PM  | - | - | - | - | - | - | - | - | - |
| 11-04-19 | 5 PM  | - | - | - | - | - | - | - | - | - |
| 11-04-19 | 6 PM  | - | - | - | - | - | - | - | - | - |
| 11-04-19 | 7 PM  | - | - | - | - | - | - | - | - | - |
| 11-04-19 | 8 PM  | - | - | - | - | - | - | - | - | - |
| 11-04-19 | 9 PM  | - | - | - | - | - | - | - | - | - |
| 11-04-19 | 10 PM | - | - | - | - | - | - | - | - | - |
| 11-04-19 | 11 PM | - | - | - | - | - | - | - | - | - |
| 12-04-19 | 12 AM | - | - | - | - | - | - | - | - | - |
| 12-04-19 | 1 AM  | - | - | - | - | - | - | - | - | - |
| 12-04-19 | 2 AM  | - | - | - | - | - | - | - | - | - |
| 12-04-19 | 3 AM  | - | - | - | - | - | - | - | - | - |
| 12-04-19 | 4 AM  | - | - | - | - | - | - | - | - | - |

|          |       |   |     |     |    |    |    |   |     |  |
|----------|-------|---|-----|-----|----|----|----|---|-----|--|
| 12-04-19 | 5 AM  | - | -   | -   | -  | -  | -  | - | -   |  |
| 12-04-19 | 6 AM  | - | -   | -   | -  | -  | -  | - | -   |  |
| 12-04-19 | 7 AM  | - | -   | -   | -  | -  | -  | - | -   |  |
| 12-04-19 | 8 AM  | - | -   | -   | -  | -  | -  | - | -   |  |
| 12-04-19 | 9 AM  | - | -   | -   | -  | -  | -  | - | -   |  |
| 12-04-19 | 10 AM | - | -   | -   | -  | -  | -  | - | -   |  |
| 12-04-19 | 11 AM | - | -   | -   | -  | -  | -  | - | -   |  |
| 12-04-19 | 12 PM | 0 | 243 | 284 | 21 | NA | NA | 0 | 0.0 |  |
| 12-04-19 | 1 PM  | 0 | 151 | 147 | 10 | NA | NA | 0 | 0.0 |  |
| 12-04-19 | 2 PM  | - | -   | -   | -  | -  | -  | - | -   |  |
| 12-04-19 | 3 PM  | - | -   | -   | -  | -  | -  | - | -   |  |
| 12-04-19 | 4 PM  | - | -   | -   | -  | -  | -  | - | -   |  |
| 12-04-19 | 5 PM  | - | -   | -   | -  | -  | -  | - | -   |  |
| 12-04-19 | 6 PM  | - | -   | -   | -  | -  | -  | - | -   |  |
| 12-04-19 | 7 PM  | 0 | 218 | 289 | 21 | NA | NA | 0 | 0.0 |  |
| 12-04-19 | 8 PM  | 0 | 225 | 273 | 25 | NA | NA | 0 | 0.0 |  |
| 12-04-19 | 9 PM  | 0 | 237 | 271 | 23 | NA | NA | 0 | 0.0 |  |
| 12-04-19 | 10 PM | 0 | 288 | 292 | 23 | NA | NA | 0 | 0.0 |  |
| 12-04-19 | 11 PM | 0 | 258 | 286 | 22 | NA | NA | 0 | 0.0 |  |
| 13-04-19 | 12 AM | 0 | 106 | 194 | 9  | NA | NA | 0 | 0.0 |  |
| 13-04-19 | 1 AM  | 0 | 267 | 298 | 24 | NA | NA | 0 | 0.0 |  |
| 13-04-19 | 2 AM  | 0 | 306 | 408 | 46 | NA | NA | 0 | 0.0 | Setting on CHP maybe shifted and is arranged to re-adjust the setting in May / Desulphurisation system tripped |
| 13-04-19 | 3 AM  | 0 | 321 | 341 | 77 | NA | NA | 0 | 0.0 | Setting on CHP maybe shifted and   |



|                 |       |   |     |     |    |    |    |   |     |  |
|-----------------|-------|---|-----|-----|----|----|----|---|-----|--|
|                 |       |   |     |     |    |    |    |   |     | is arranged to re-adjust the setting in May / Desulphurisation system tripped                                  |
| <b>13-04-19</b> | 4 AM  | 0 | 286 | 305 | 83 | NA | NA | 0 | 0.0 | Setting on CHP maybe shifted and is arranged to re-adjust the setting in May / Desulphurisation system tripped |
| <b>13-04-19</b> | 5 AM  | 0 | 257 | 278 | 73 | NA | NA | 0 | 0.0 | Setting on CHP maybe shifted and is arranged to re-adjust the setting in May                                   |
| <b>13-04-19</b> | 6 AM  | 0 | 219 | 256 | 41 | NA | NA | 0 | 0.0 |  |
| <b>13-04-19</b> | 7 AM  | 0 | 210 | 244 | 38 | NA | NA | 0 | 0.0 |  |
| <b>13-04-19</b> | 8 AM  | 0 | 206 | 241 | 39 | NA | NA | 0 | 0.0 |  |
| <b>13-04-19</b> | 9 AM  | 0 | 203 | 245 | 40 | NA | NA | 0 | 0.0 |  |
| <b>13-04-19</b> | 10 AM | 0 | 201 | 246 | 34 | NA | NA | 0 | 0.0 |  |
| <b>13-04-19</b> | 11 AM | 0 | 208 | 257 | 31 | NA | NA | 0 | 0.0 |  |
| <b>13-04-19</b> | 12 PM | 0 | 112 | 135 | 14 | NA | NA | 0 | 0.0 |  |
| <b>13-04-19</b> | 1 PM  | 0 | 71  | 215 | 11 | NA | NA | 0 | 0.0 |  |
| <b>13-04-19</b> | 2 PM  | - | -   | -   | -  | -  | -  | - | -   |  |
| <b>13-04-19</b> | 3 PM  | - | -   | -   | -  | -  | -  | - | -   |  |
| <b>13-04-19</b> | 4 PM  | - | -   | -   | -  | -  | -  | - | -   |  |
| <b>13-04-19</b> | 5 PM  | - | -   | -   | -  | -  | -  | - | -   |  |
| <b>13-04-19</b> | 6 PM  | 0 | 170 | 179 | 12 | NA | NA | 0 | 0.0 |  |
| <b>13-04-19</b> | 7 PM  | 0 | 235 | 207 | 20 | NA | NA | 0 | 0.0 |  |

|          |       |   |     |     |    |    |    |   |     |  |
|----------|-------|---|-----|-----|----|----|----|---|-----|--|
| 13-04-19 | 8 PM  | 0 | 284 | 230 | 16 | NA | NA | 0 | 0.0 |  |
| 13-04-19 | 9 PM  | 0 | 326 | 237 | 20 | NA | NA | 0 | 0.0 |  |
| 13-04-19 | 10 PM | 0 | 281 | 219 | 26 | NA | NA | 0 | 0.0 |  |
| 13-04-19 | 11 PM | 0 | 244 | 270 | 28 | NA | NA | 0 | 0.0 |  |
| 14-04-19 | 12 AM | 0 | 89  | 114 | 13 | NA | NA | 0 | 0.0 |  |
| 14-04-19 | 1 AM  | - | -   | -   | -  | -  | -  | - | -   |  |
| 14-04-19 | 2 AM  | - | -   | -   | -  | -  | -  | - | -   |  |
| 14-04-19 | 3 AM  | - | -   | -   | -  | -  | -  | - | -   |  |
| 14-04-19 | 4 AM  | - | -   | -   | -  | -  | -  | - | -   |  |
| 14-04-19 | 5 AM  | - | -   | -   | -  | -  | -  | - | -   |  |
| 14-04-19 | 6 AM  | - | -   | -   | -  | -  | -  | - | -   |  |
| 14-04-19 | 7 AM  | - | -   | -   | -  | -  | -  | - | -   |  |
| 14-04-19 | 8 AM  | - | -   | -   | -  | -  | -  | - | -   |  |
| 14-04-19 | 9 AM  | - | -   | -   | -  | -  | -  | - | -   |  |
| 14-04-19 | 10 AM | - | -   | -   | -  | -  | -  | - | -   |  |
| 14-04-19 | 11 AM | - | -   | -   | -  | -  | -  | - | -   |  |
| 14-04-19 | 12 PM | - | -   | -   | -  | -  | -  | - | -   |  |
| 14-04-19 | 1 PM  | - | -   | -   | -  | -  | -  | - | -   |  |
| 14-04-19 | 2 PM  | - | -   | -   | -  | -  | -  | - | -   |  |
| 14-04-19 | 3 PM  | - | -   | -   | -  | -  | -  | - | -   |  |
| 14-04-19 | 4 PM  | - | -   | -   | -  | -  | -  | - | -   |  |
| 14-04-19 | 5 PM  | - | -   | -   | -  | -  | -  | - | -   |  |
| 14-04-19 | 6 PM  | - | -   | -   | -  | -  | -  | - | -   |  |
| 14-04-19 | 7 PM  | - | -   | -   | -  | -  | -  | - | -   |  |
| 14-04-19 | 8 PM  | - | -   | -   | -  | -  | -  | - | -   |  |
| 14-04-19 | 9 PM  | - | -   | -   | -  | -  | -  | - | -   |  |
| 14-04-19 | 10 PM | - | -   | -   | -  | -  | -  | - | -   |  |
| 14-04-19 | 11 PM | - | -   | -   | -  | -  | -  | - | -   |  |
| 15-04-19 | 12 AM | - | -   | -   | -  | -  | -  | - | -   |  |

|          |       |   |     |     |    |    |    |   |     |   |
|----------|-------|---|-----|-----|----|----|----|---|-----|---|
| 15-04-19 | 1 AM  | - | -   | -   | -  | -  | -  | - | -   | - |
| 15-04-19 | 2 AM  | - | -   | -   | -  | -  | -  | - | -   | - |
| 15-04-19 | 3 AM  | - | -   | -   | -  | -  | -  | - | -   | - |
| 15-04-19 | 4 AM  | - | -   | -   | -  | -  | -  | - | -   | - |
| 15-04-19 | 5 AM  | - | -   | -   | -  | -  | -  | - | -   | - |
| 15-04-19 | 6 AM  | - | -   | -   | -  | -  | -  | - | -   | - |
| 15-04-19 | 7 AM  | - | -   | -   | -  | -  | -  | - | -   | - |
| 15-04-19 | 8 AM  | - | -   | -   | -  | -  | -  | - | -   | - |
| 15-04-19 | 9 AM  | - | -   | -   | -  | -  | -  | - | -   | - |
| 15-04-19 | 10 AM | - | -   | -   | -  | -  | -  | - | -   | - |
| 15-04-19 | 11 AM | - | -   | -   | -  | -  | -  | - | -   | - |
| 15-04-19 | 12 PM | - | -   | -   | -  | -  | -  | - | -   | - |
| 15-04-19 | 1 PM  | - | -   | -   | -  | -  | -  | - | -   | - |
| 15-04-19 | 2 PM  | 0 | 71  | 75  | 7  | NA | NA | 0 | 0.0 |   |
| 15-04-19 | 3 PM  | 0 | 248 | 212 | 24 | NA | NA | 0 | 0.0 |   |
| 15-04-19 | 4 PM  | 0 | 263 | 212 | 24 | NA | NA | 0 | 0.0 |   |
| 15-04-19 | 5 PM  | 0 | 278 | 217 | 26 | NA | NA | 0 | 0.0 |   |
| 15-04-19 | 6 PM  | 0 | 295 | 221 | 29 | NA | NA | 0 | 0.0 |   |
| 15-04-19 | 7 PM  | 0 | 264 | 206 | 30 | NA | NA | 0 | 0.0 |   |
| 15-04-19 | 8 PM  | 0 | 259 | 201 | 31 | NA | NA | 0 | 0.0 |   |
| 15-04-19 | 9 PM  | 0 | 257 | 201 | 30 | NA | NA | 0 | 0.0 |   |
| 15-04-19 | 10 PM | 0 | 268 | 204 | 30 | NA | NA | 0 | 0.0 |   |
| 15-04-19 | 11 PM | 0 | 253 | 208 | 32 | NA | NA | 0 | 0.0 |   |
| 16-04-19 | 12 AM | 0 | 200 | 228 | 35 | NA | NA | 0 | 0.0 |   |
| 16-04-19 | 1 AM  | 0 | 225 | 248 | 36 | NA | NA | 0 | 0.0 |   |
| 16-04-19 | 2 AM  | 0 | 232 | 259 | 34 | NA | NA | 0 | 0.0 |   |
| 16-04-19 | 3 AM  | 0 | 241 | 267 | 31 | NA | NA | 0 | 0.0 |   |
| 16-04-19 | 4 AM  | 0 | 258 | 279 | 27 | NA | NA | 0 | 0.0 |   |
| 16-04-19 | 5 AM  | 0 | 270 | 281 | 28 | NA | NA | 0 | 0.0 |   |

|          |       |   |     |     |     |    |    |   |     |  |
|----------|-------|---|-----|-----|-----|----|----|---|-----|--|
| 16-04-19 | 6 AM  | 0 | 279 | 281 | 30  | NA | NA | 0 | 0.0 |  |
| 16-04-19 | 7 AM  | 0 | 268 | 275 | 31  | NA | NA | 0 | 0.0 |  |
| 16-04-19 | 8 AM  | 0 | 265 | 275 | 31  | NA | NA | 0 | 0.0 |  |
| 16-04-19 | 9 AM  | 0 | 263 | 278 | 30  | NA | NA | 0 | 0.0 |  |
| 16-04-19 | 10 AM | 0 | 248 | 275 | 29  | NA | NA | 0 | 0.0 |  |
| 16-04-19 | 11 AM | 0 | 255 | 277 | 26  | NA | NA | 0 | 0.0 |  |
| 16-04-19 | 12 PM | 0 | 271 | 281 | 27  | NA | NA | 0 | 0.0 |  |
| 16-04-19 | 1 PM  | 0 | 272 | 278 | 30  | NA | NA | 0 | 0.0 |  |
| 16-04-19 | 2 PM  | 0 | 290 | 284 | 32  | NA | NA | 0 | 0.0 |  |
| 16-04-19 | 3 PM  | 0 | 306 | 292 | 34  | NA | NA | 0 | 0.0 |  |
| 16-04-19 | 4 PM  | 0 | 286 | 274 | 36  | NA | NA | 0 | 0.0 |  |
| 16-04-19 | 5 PM  | 0 | 260 | 264 | 35  | NA | NA | 0 | 0.0 |  |
| 16-04-19 | 6 PM  | 0 | 253 | 268 | 31  | NA | NA | 0 | 0.0 |  |
| 16-04-19 | 7 PM  | 0 | 238 | 271 | 57  | NA | NA | 0 | 0.0 | Desulphurisation system tripped  |
| 16-04-19 | 8 PM  | 0 | 275 | 289 | 116 | NA | NA | 0 | 0.0 | Desulphurisation system tripped  |
| 16-04-19 | 9 PM  | 0 | 292 | 298 | 137 | NA | NA | 0 | 0.0 | Desulphurisation system tripped  |
| 16-04-19 | 10 PM | 0 | 325 | 307 | 107 | NA | NA | 0 | 0.0 | Setting on CHP maybe shifted and is arranged to re-adjust the setting in May / Desulphurisation system tripped |
| 16-04-19 | 11 PM | 0 | 295 | 289 | 55  | NA | NA | 0 | 0.0 | Desulphurisation system tripped  |
| 17-04-19 | 12 AM | 0 | 291 | 279 | 39  | NA | NA | 0 | 0.0 |  |
| 17-04-19 | 1 AM  | 0 | 274 | 271 | 48  | NA | NA | 0 | 0.0 |  |
| 17-04-19 | 2 AM  | 0 | 268 | 267 | 45  | NA | NA | 0 | 0.0 |  |

|          |       |   |     |     |    |    |    |   |     |  |
|----------|-------|---|-----|-----|----|----|----|---|-----|--|
| 17-04-19 | 3 AM  | 0 | 262 | 264 | 36 | NA | NA | 0 | 0.0 |  |
| 17-04-19 | 4 AM  | 0 | 251 | 261 | 33 | NA | NA | 0 | 0.0 |  |
| 17-04-19 | 5 AM  | 0 | 260 | 269 | 30 | NA | NA | 0 | 0.0 |  |
| 17-04-19 | 6 AM  | 0 | 274 | 281 | 28 | NA | NA | 0 | 0.0 |  |
| 17-04-19 | 7 AM  | 0 | 270 | 282 | 25 | NA | NA | 0 | 0.0 |  |
| 17-04-19 | 8 AM  | 0 | 280 | 289 | 23 | NA | NA | 0 | 0.0 |  |
| 17-04-19 | 9 AM  | 0 | 283 | 292 | 21 | NA | NA | 0 | 0.0 |  |
| 17-04-19 | 10 AM | 0 | 300 | 301 | 22 | NA | NA | 0 | 0.0 | Setting on CHP maybe shifted and is arranged to re-adjust the setting in May |
| 17-04-19 | 11 AM | 0 | 323 | 307 | 24 | NA | NA | 0 | 0.0 | Setting on CHP maybe shifted and is arranged to re-adjust the setting in May |
| 17-04-19 | 12 PM | 0 | 97  | 85  | 3  | NA | NA | 0 | 0.0 |  |
| 17-04-19 | 1 PM  | 0 | 42  | 30  | 1  | NA | NA | 0 | 0.0 |  |
| 17-04-19 | 2 PM  | - | -   | -   | -  | -  | -  | - | -   |  |
| 17-04-19 | 3 PM  | - | -   | -   | -  | -  | -  | - | -   |  |
| 17-04-19 | 4 PM  | 0 | 15  | 9   | 5  | NA | NA | 0 | 0.0 |  |
| 17-04-19 | 5 PM  | - | -   | -   | -  | -  | -  | - | -   |  |
| 17-04-19 | 6 PM  | - | -   | -   | -  | -  | -  | - | -   |  |
| 17-04-19 | 7 PM  | 0 | 181 | 436 | 32 | NA | NA | 0 | 1.0 | Startup of CHP   |
| 17-04-19 | 8 PM  | - | -   | -   | -  | -  | -  | - | -   |  |
| 17-04-19 | 9 PM  | - | -   | -   | -  | -  | -  | - | -   |  |
| 17-04-19 | 10 PM | - | -   | -   | -  | -  | -  | - | -   |  |
| 17-04-19 | 11 PM | - | -   | -   | -  | -  | -  | - | -   |  |
| 18-04-19 | 12 AM | - | -   | -   | -  | -  | -  | - | -   |  |

|          |       |   |     |     |    |    |    |   |     |                |
|----------|-------|---|-----|-----|----|----|----|---|-----|----------------|
| 18-04-19 | 1 AM  | - | -   | -   | -  | -  | -  | - | -   |                |
| 18-04-19 | 2 AM  | - | -   | -   | -  | -  | -  | - | -   |                |
| 18-04-19 | 3 AM  | - | -   | -   | -  | -  | -  | - | -   |                |
| 18-04-19 | 4 AM  | - | -   | -   | -  | -  | -  | - | -   |                |
| 18-04-19 | 5 AM  | - | -   | -   | -  | -  | -  | - | -   |                |
| 18-04-19 | 6 AM  | - | -   | -   | -  | -  | -  | - | -   |                |
| 18-04-19 | 7 AM  | 4 | 70  | 607 | 4  | NA | NA | 0 | 0.0 | Startup of CHP |
| 18-04-19 | 8 AM  | - | -   | -   | -  | -  | -  | - | -   |                |
| 18-04-19 | 9 AM  | - | -   | -   | -  | -  | -  | - | -   |                |
| 18-04-19 | 10 AM | - | -   | -   | -  | -  | -  | - | -   |                |
| 18-04-19 | 11 AM | - | -   | -   | -  | -  | -  | - | -   |                |
| 18-04-19 | 12 PM | - | -   | -   | -  | -  | -  | - | -   |                |
| 18-04-19 | 1 PM  | - | -   | -   | -  | -  | -  | - | -   |                |
| 18-04-19 | 2 PM  | - | -   | -   | -  | -  | -  | - | -   |                |
| 18-04-19 | 3 PM  | - | -   | -   | -  | -  | -  | - | -   |                |
| 18-04-19 | 4 PM  | - | -   | -   | -  | -  | -  | - | -   |                |
| 18-04-19 | 5 PM  | - | -   | -   | -  | -  | -  | - | -   |                |
| 18-04-19 | 6 PM  | 0 | 61  | 285 | 4  | NA | NA | 0 | 0.0 |                |
| 18-04-19 | 7 PM  | 0 | 105 | 130 | 15 | NA | NA | 0 | 0.0 |                |
| 18-04-19 | 8 PM  | 0 | 46  | 135 | 3  | NA | NA | 0 | 0.0 |                |
| 18-04-19 | 9 PM  | - | -   | -   | -  | -  | -  | - | -   |                |
| 18-04-19 | 10 PM | - | -   | -   | -  | -  | -  | - | -   |                |
| 18-04-19 | 11 PM | - | -   | -   | -  | -  | -  | - | -   |                |
| 19-04-19 | 12 AM | - | -   | -   | -  | -  | -  | - | -   |                |
| 19-04-19 | 1 AM  | - | -   | -   | -  | -  | -  | - | -   |                |
| 19-04-19 | 2 AM  | - | -   | -   | -  | -  | -  | - | -   |                |
| 19-04-19 | 3 AM  | 0 | 94  | 351 | 5  | NA | NA | 0 | 0.0 | Startup of CHP |
| 19-04-19 | 4 AM  | 0 | 0   | 0   | 0  | NA | NA | 0 | 0.0 |                |
| 19-04-19 | 5 AM  | 0 | 81  | 176 | 2  | NA | NA | 0 | 0.0 |                |

|          |       |   |     |     |     |    |    |   |     |  |
|----------|-------|---|-----|-----|-----|----|----|---|-----|--|
| 19-04-19 | 6 AM  | 0 | 79  | 96  | 3   | NA | NA | 0 | 0.0 |  |
| 19-04-19 | 7 AM  | 0 | 81  | 316 | 4   | NA | NA | 0 | 0.0 | Setting on CHP maybe shifted and is arranged to re-adjust the setting in May                                   |
| 19-04-19 | 8 AM  | 0 | 86  | 102 | 3   | NA | NA | 0 | 0.0 |  |
| 19-04-19 | 9 AM  | 0 | 170 | 205 | 11  | NA | NA | 0 | 0.0 |  |
| 19-04-19 | 10 AM | 0 | 124 | 156 | 6   | NA | NA | 0 | 0.0 |  |
| 19-04-19 | 11 AM | 0 | 213 | 284 | 15  | NA | NA | 0 | 0.0 |  |
| 19-04-19 | 12 PM | 0 | 208 | 278 | 16  | NA | NA | 0 | 0.0 |  |
| 19-04-19 | 1 PM  | 0 | 208 | 280 | 34  | NA | NA | 0 | 0.0 |  |
| 19-04-19 | 2 PM  | 0 | 216 | 286 | 112 | NA | NA | 0 | 0.0 | Desulphurisation system tripped  |
| 19-04-19 | 3 PM  | 0 | 152 | 195 | 108 | NA | NA | 0 | 0.0 | Desulphurisation system tripped  |
| 19-04-19 | 4 PM  | 0 | 37  | 39  | 17  | NA | NA | 0 | 0.0 |  |
| 19-04-19 | 5 PM  | 0 | 104 | 203 | 87  | NA | NA | 0 | 0.0 | Desulphurisation system tripped  |
| 19-04-19 | 6 PM  | 0 | 98  | 135 | 86  | NA | NA | 0 | 0.0 | Desulphurisation system tripped  |
| 19-04-19 | 7 PM  | 0 | 186 | 361 | 177 | NA | NA | 0 | 0.5 | Setting on CHP maybe shifted and is arranged to re-adjust the setting in May / Desulphurisation system tripped |
| 19-04-19 | 8 PM  | - | -   | -   | -   | -  | -  | - | -   |  |
| 19-04-19 | 9 PM  | - | -   | -   | -   | -  | -  | - | -   |  |
| 19-04-19 | 10 PM | - | -   | -   | -   | -  | -  | - | -   |  |

|          |       |   |     |     |     |    |    |   |     |                                 |
|----------|-------|---|-----|-----|-----|----|----|---|-----|---------------------------------|
| 19-04-19 | 11 PM | - | -   | -   | -   | -  | -  | - | -   |                                 |
| 20-04-19 | 12 AM | - | -   | -   | -   | -  | -  | - | -   |                                 |
| 20-04-19 | 1 AM  | - | -   | -   | -   | -  | -  | - | -   |                                 |
| 20-04-19 | 2 AM  | 0 | 38  | 87  | 3   | NA | NA | 0 | 0.0 |                                 |
| 20-04-19 | 3 AM  | 0 | 57  | 63  | 3   | NA | NA | 0 | 0.0 |                                 |
| 20-04-19 | 4 AM  | 0 | 83  | 196 | 4   | NA | NA | 0 | 0.0 |                                 |
| 20-04-19 | 5 AM  | 0 | 78  | 94  | 3   | NA | NA | 0 | 0.0 |                                 |
| 20-04-19 | 6 AM  | 0 | 71  | 84  | 1   | NA | NA | 0 | 0.0 |                                 |
| 20-04-19 | 7 AM  | 0 | 81  | 95  | 2   | NA | NA | 0 | 0.0 |                                 |
| 20-04-19 | 8 AM  | 0 | 81  | 98  | 2   | NA | NA | 0 | 0.0 |                                 |
| 20-04-19 | 9 AM  | 0 | 166 | 209 | 10  | NA | NA | 0 | 0.0 |                                 |
| 20-04-19 | 10 AM | 0 | 214 | 221 | 23  | NA | NA | 0 | 0.0 |                                 |
| 20-04-19 | 11 AM | 0 | 216 | 220 | 103 | NA | NA | 0 | 0.0 | Desulphurisation system tripped |
| 20-04-19 | 12 PM | 0 | 107 | 113 | 22  | NA | NA | 0 | 0.0 |                                 |
| 20-04-19 | 1 PM  | 0 | 81  | 92  | 3   | NA | NA | 0 | 0.0 |                                 |
| 20-04-19 | 2 PM  | 0 | 86  | 92  | 1   | NA | NA | 0 | 0.0 |                                 |
| 20-04-19 | 3 PM  | 0 | 98  | 115 | 4   | NA | NA | 0 | 0.0 |                                 |
| 20-04-19 | 4 PM  | 0 | 74  | 88  | 2   | NA | NA | 0 | 0.0 |                                 |
| 20-04-19 | 5 PM  | 0 | 78  | 86  | 2   | NA | NA | 0 | 0.0 |                                 |
| 20-04-19 | 6 PM  | 0 | 89  | 103 | 6   | NA | NA | 0 | 0.0 |                                 |
| 20-04-19 | 7 PM  | 0 | 121 | 152 | 11  | NA | NA | 0 | 0.0 |                                 |
| 20-04-19 | 8 PM  | 0 | 146 | 196 | 18  | NA | NA | 0 | 0.0 |                                 |
| 20-04-19 | 9 PM  | 0 | 69  | 138 | 4   | NA | NA | 0 | 0.0 |                                 |
| 20-04-19 | 10 PM | 0 | 52  | 74  | 6   | NA | NA | 0 | 0.0 |                                 |
| 20-04-19 | 11 PM | - | -   | -   | -   | -  | -  | - | -   |                                 |
| 21-04-19 | 12 AM | 0 | 81  | 327 | 10  | NA | NA | 0 | 0.5 | Startup of CHP                  |
| 21-04-19 | 1 AM  | - | -   | -   | -   | -  | -  | - | -   |                                 |
| 21-04-19 | 2 AM  | 0 | 86  | 183 | 11  | NA | NA | 0 | 0.5 |                                 |



|          |       |   |     |     |    |    |    |   |     |                |
|----------|-------|---|-----|-----|----|----|----|---|-----|----------------|
| 21-04-19 | 3 AM  | - | -   | -   | -  | -  | -  | - | -   |                |
| 21-04-19 | 4 AM  | - | -   | -   | -  | -  | -  | - | -   |                |
| 21-04-19 | 5 AM  | - | -   | -   | -  | -  | -  | - | -   |                |
| 21-04-19 | 6 AM  | - | -   | -   | -  | -  | -  | - | -   |                |
| 21-04-19 | 7 AM  | - | -   | -   | -  | -  | -  | - | -   |                |
| 21-04-19 | 8 AM  | 0 | 174 | 455 | 20 | NA | NA | 0 | 1.0 | Startup of CHP |
| 21-04-19 | 9 AM  | 0 | 83  | 133 | 11 | NA | NA | 0 | 0.0 |                |
| 21-04-19 | 10 AM | - | -   | -   | -  | -  | -  | - | -   |                |
| 21-04-19 | 11 AM | - | -   | -   | -  | -  | -  | - | -   |                |
| 21-04-19 | 12 PM | - | -   | -   | -  | -  | -  | - | -   |                |
| 21-04-19 | 1 PM  | - | -   | -   | -  | -  | -  | - | -   |                |
| 21-04-19 | 2 PM  | - | -   | -   | -  | -  | -  | - | -   |                |
| 21-04-19 | 3 PM  | - | -   | -   | -  | -  | -  | - | -   |                |
| 21-04-19 | 4 PM  | 0 | 83  | 277 | 2  | NA | NA | 0 | 0.0 |                |
| 21-04-19 | 5 PM  | 0 | 61  | 148 | 13 | NA | NA | 0 | 0.0 |                |
| 21-04-19 | 6 PM  | 0 | 103 | 290 | 20 | NA | NA | 0 | 0.0 |                |
| 21-04-19 | 7 PM  | 0 | 64  | 89  | 11 | NA | NA | 0 | 0.0 |                |
| 21-04-19 | 8 PM  | - | -   | -   | -  | -  | -  | - | -   |                |
| 21-04-19 | 9 PM  | 0 | 117 | 337 | 8  | NA | NA | 0 | 0.0 | Startup of CHP |
| 21-04-19 | 10 PM | 0 | 39  | 148 | 1  | NA | NA | 0 | 0.0 |                |
| 21-04-19 | 11 PM | 0 | 38  | 126 | 1  | NA | NA | 0 | 0.0 |                |
| 22-04-19 | 12 AM | - | -   | -   | -  | -  | -  | - | -   |                |
| 22-04-19 | 1 AM  | - | -   | -   | -  | -  | -  | - | -   |                |
| 22-04-19 | 2 AM  | - | -   | -   | -  | -  | -  | - | -   |                |
| 22-04-19 | 3 AM  | - | -   | -   | -  | -  | -  | - | -   |                |
| 22-04-19 | 4 AM  | - | -   | -   | -  | -  | -  | - | -   |                |
| 22-04-19 | 5 AM  | 0 | 116 | 169 | 9  | NA | NA | 0 | 0.0 |                |
| 22-04-19 | 6 AM  | 0 | 231 | 289 | 18 | NA | NA | 0 | 0.0 |                |
| 22-04-19 | 7 AM  | 0 | 210 | 277 | 20 | NA | NA | 0 | 0.0 |                |

|          |       |   |     |     |    |    |    |   |     |  |
|----------|-------|---|-----|-----|----|----|----|---|-----|--|
| 22-04-19 | 8 AM  | 0 | 204 | 275 | 21 | NA | NA | 0 | 0.0 |  |
| 22-04-19 | 9 AM  | 0 | 193 | 269 | 21 | NA | NA | 0 | 0.0 |  |
| 22-04-19 | 10 AM | 0 | 181 | 260 | 21 | NA | NA | 0 | 0.0 |  |
| 22-04-19 | 11 AM | 0 | 161 | 243 | 34 | NA | NA | 0 | 0.0 |  |
| 22-04-19 | 12 PM | 0 | 177 | 249 | 59 | NA | NA | 0 | 0.0 | Desulphurisation system tripped  |
| 22-04-19 | 1 PM  | 0 | 157 | 239 | 46 | NA | NA | 0 | 0.0 |  |
| 22-04-19 | 2 PM  | 0 | 265 | 307 | 57 | NA | NA | 0 | 0.0 | Setting on CHP maybe shifted and is arranged to re-adjust the setting in May / Desulphurisation system tripped |
| 22-04-19 | 3 PM  | 0 | 274 | 295 | 31 | NA | NA | 0 | 0.0 |  |
| 22-04-19 | 4 PM  | 0 | 284 | 300 | 20 | NA | NA | 0 | 0.0 |  |
| 22-04-19 | 5 PM  | 0 | 303 | 311 | 17 | NA | NA | 0 | 0.0 | Setting on CHP maybe shifted and is arranged to re-adjust the setting in May                                   |
| 22-04-19 | 6 PM  | 0 | 266 | 294 | 17 | NA | NA | 0 | 0.0 |  |
| 22-04-19 | 7 PM  | 0 | 226 | 277 | 18 | NA | NA | 0 | 0.0 |  |
| 22-04-19 | 8 PM  | 0 | 207 | 271 | 19 | NA | NA | 0 | 0.0 |  |
| 22-04-19 | 9 PM  | 0 | 216 | 276 | 18 | NA | NA | 0 | 0.0 |  |
| 22-04-19 | 10 PM | 0 | 251 | 294 | 16 | NA | NA | 0 | 0.0 |  |
| 22-04-19 | 11 PM | 0 | 273 | 303 | 16 | NA | NA | 0 | 0.0 | Setting on CHP maybe shifted and is arranged to re-adjust the setting in May                                   |

|          |       |   |     |     |    |    |    |   |     |   |
|----------|-------|---|-----|-----|----|----|----|---|-----|---|
|          |       |   |     |     |    |    |    |   |     | Setting on CHP<br>maybe shifted and<br>is arranged to re-<br>adjust the setting<br>in May |
| 23-04-19 | 12 AM | 0 | 297 | 318 | 15 | NA | NA | 0 | 0.0 |   |
| 23-04-19 | 1 AM  | 0 | 216 | 233 | 14 | NA | NA | 0 | 0.0 |   |
| 23-04-19 | 2 AM  | - | -   | -   | -  | -  | -  | - | -   |   |
| 23-04-19 | 3 AM  | 0 | 39  | 252 | 1  | NA | NA | 0 | 0.0 |   |
| 23-04-19 | 4 AM  | - | -   | -   | -  | -  | -  | - | -   |   |
| 23-04-19 | 5 AM  | - | -   | -   | -  | -  | -  | - | -   |   |
| 23-04-19 | 6 AM  | - | -   | -   | -  | -  | -  | - | -   |   |
| 23-04-19 | 7 AM  | - | -   | -   | -  | -  | -  | - | -   |   |
| 23-04-19 | 8 AM  | - | -   | -   | -  | -  | -  | - | -   |   |
| 23-04-19 | 9 AM  | - | -   | -   | -  | -  | -  | - | -   |   |
| 23-04-19 | 10 AM | - | -   | -   | -  | -  | -  | - | -   |   |
| 23-04-19 | 11 AM | - | -   | -   | -  | -  | -  | - | -   |   |
| 23-04-19 | 12 PM | - | -   | -   | -  | -  | -  | - | -   |   |
| 23-04-19 | 1 PM  | - | -   | -   | -  | -  | -  | - | -   |   |
| 23-04-19 | 2 PM  | - | -   | -   | -  | -  | -  | - | -   |   |
| 23-04-19 | 3 PM  | 0 | 171 | 416 | 18 | NA | NA | 0 | 0.5 | Startup of CHP  |
| 23-04-19 | 4 PM  | 0 | 170 | 269 | 18 | NA | NA | 0 | 0.0 |   |
| 23-04-19 | 5 PM  | 0 | 175 | 270 | 17 | NA | NA | 0 | 0.0 |   |
| 23-04-19 | 6 PM  | - | -   | -   | -  | -  | -  | - | -   |   |
| 23-04-19 | 7 PM  | - | -   | -   | -  | -  | -  | - | -   |   |
| 23-04-19 | 8 PM  | - | -   | -   | -  | -  | -  | - | -   |   |
| 23-04-19 | 9 PM  | 0 | 68  | 168 | 5  | NA | NA | 0 | 0.0 |   |
| 23-04-19 | 10 PM | 0 | 37  | 215 | 2  | NA | NA | 0 | 0.0 |   |
| 23-04-19 | 11 PM | - | -   | -   | -  | -  | -  | - | -   |   |
| 24-04-19 | 12 AM | - | -   | -   | -  | -  | -  | - | -   |   |
| 24-04-19 | 1 AM  | - | -   | -   | -  | -  | -  | - | -   |   |

|          |       |   |     |     |    |    |    |   |     |   |
|----------|-------|---|-----|-----|----|----|----|---|-----|---|
| 24-04-19 | 2 AM  | - | -   | -   | -  | -  | -  | - | -   | - |
| 24-04-19 | 3 AM  | - | -   | -   | -  | -  | -  | - | -   | - |
| 24-04-19 | 4 AM  | - | -   | -   | -  | -  | -  | - | -   | - |
| 24-04-19 | 5 AM  | - | -   | -   | -  | -  | -  | - | -   | - |
| 24-04-19 | 6 AM  | - | -   | -   | -  | -  | -  | - | -   | - |
| 24-04-19 | 7 AM  | - | -   | -   | -  | -  | -  | - | -   | - |
| 24-04-19 | 8 AM  | - | -   | -   | -  | -  | -  | - | -   | - |
| 24-04-19 | 9 AM  | - | -   | -   | -  | -  | -  | - | -   | - |
| 24-04-19 | 10 AM | - | -   | -   | -  | -  | -  | - | -   | - |
| 24-04-19 | 11 AM | - | -   | -   | -  | -  | -  | - | -   | - |
| 24-04-19 | 12 PM | - | -   | -   | -  | -  | -  | - | -   | - |
| 24-04-19 | 1 PM  | - | -   | -   | -  | -  | -  | - | -   | - |
| 24-04-19 | 2 PM  | - | -   | -   | -  | -  | -  | - | -   | - |
| 24-04-19 | 3 PM  | - | -   | -   | -  | -  | -  | - | -   | - |
| 24-04-19 | 4 PM  | - | -   | -   | -  | -  | -  | - | -   | - |
| 24-04-19 | 5 PM  | - | -   | -   | -  | -  | -  | - | -   | - |
| 24-04-19 | 6 PM  | 0 | 95  | 140 | 14 | NA | NA | 0 | 0.0 |   |
| 24-04-19 | 7 PM  | 0 | 139 | 219 | 28 | NA | NA | 0 | 0.0 |   |
| 24-04-19 | 8 PM  | 0 | 141 | 200 | 29 | NA | NA | 0 | 0.0 |   |
| 24-04-19 | 9 PM  | 0 | 139 | 192 | 31 | NA | NA | 0 | 0.0 |   |
| 24-04-19 | 10 PM | 0 | 160 | 218 | 32 | NA | NA | 0 | 0.0 |   |
| 24-04-19 | 11 PM | 0 | 65  | 90  | 16 | NA | NA | 0 | 0.0 |   |
| 25-04-19 | 12 AM | - | -   | -   | -  | -  | -  | - | -   | - |
| 25-04-19 | 1 AM  | - | -   | -   | -  | -  | -  | - | -   | - |
| 25-04-19 | 2 AM  | - | -   | -   | -  | -  | -  | - | -   | - |
| 25-04-19 | 3 AM  | - | -   | -   | -  | -  | -  | - | -   | - |
| 25-04-19 | 4 AM  | - | -   | -   | -  | -  | -  | - | -   | - |
| 25-04-19 | 5 AM  | - | -   | -   | -  | -  | -  | - | -   | - |
| 25-04-19 | 6 AM  | - | -   | -   | -  | -  | -  | - | -   | - |

|          |       |   |     |     |    |    |    |   |     |                                 |
|----------|-------|---|-----|-----|----|----|----|---|-----|---------------------------------|
| 25-04-19 | 7 AM  | - | -   | -   | -  | -  | -  | - | -   |                                 |
| 25-04-19 | 8 AM  | 0 | 96  | 157 | 32 | NA | NA | 0 | 0.0 |                                 |
| 25-04-19 | 9 AM  | 0 | 142 | 214 | 77 | NA | NA | 0 | 0.0 | Desulphurisation system tripped |
| 25-04-19 | 10 AM | 0 | 155 | 253 | 60 | NA | NA | 0 | 0.0 | Desulphurisation system tripped |
| 25-04-19 | 11 AM | 0 | 134 | 219 | 37 | NA | NA | 0 | 0.0 |                                 |
| 25-04-19 | 12 PM | 0 | 67  | 109 | 16 | NA | NA | 0 | 0.0 |                                 |
| 25-04-19 | 1 PM  | 0 | 128 | 157 | 16 | NA | NA | 0 | 0.0 |                                 |
| 25-04-19 | 2 PM  | 0 | 235 | 240 | 31 | NA | NA | 0 | 0.0 |                                 |
| 25-04-19 | 3 PM  | 0 | 174 | 169 | 33 | NA | NA | 0 | 0.0 |                                 |
| 25-04-19 | 4 PM  | 0 | 87  | 77  | 18 | NA | NA | 0 | 0.0 |                                 |
| 25-04-19 | 5 PM  | - | -   | -   | -  | -  | -  | - | -   |                                 |
| 25-04-19 | 6 PM  | - | -   | -   | -  | -  | -  | - | -   |                                 |
| 25-04-19 | 7 PM  | - | -   | -   | -  | -  | -  | - | -   |                                 |
| 25-04-19 | 8 PM  | - | -   | -   | -  | -  | -  | - | -   |                                 |
| 25-04-19 | 9 PM  | - | -   | -   | -  | -  | -  | - | -   |                                 |
| 25-04-19 | 10 PM | - | -   | -   | -  | -  | -  | - | -   |                                 |
| 25-04-19 | 11 PM | - | -   | -   | -  | -  | -  | - | -   |                                 |
| 26-04-19 | 12 AM | - | -   | -   | -  | -  | -  | - | -   |                                 |
| 26-04-19 | 1 AM  | - | -   | -   | -  | -  | -  | - | -   |                                 |
| 26-04-19 | 2 AM  | - | -   | -   | -  | -  | -  | - | -   |                                 |
| 26-04-19 | 3 AM  | - | -   | -   | -  | -  | -  | - | -   |                                 |
| 26-04-19 | 4 AM  | - | -   | -   | -  | -  | -  | - | -   |                                 |
| 26-04-19 | 5 AM  | - | -   | -   | -  | -  | -  | - | -   |                                 |
| 26-04-19 | 6 AM  | - | -   | -   | -  | -  | -  | - | -   |                                 |
| 26-04-19 | 7 AM  | - | -   | -   | -  | -  | -  | - | -   |                                 |
| 26-04-19 | 8 AM  | - | -   | -   | -  | -  | -  | - | -   |                                 |
| 26-04-19 | 9 AM  | - | -   | -   | -  | -  | -  | - | -   |                                 |

|          |       |   |     |     |    |    |    |   |     |                                 |
|----------|-------|---|-----|-----|----|----|----|---|-----|---------------------------------|
| 26-04-19 | 10 AM | - | -   | -   | -  | -  | -  | - | -   |                                 |
| 26-04-19 | 11 AM | - | -   | -   | -  | -  | -  | - | -   |                                 |
| 26-04-19 | 12 PM | 0 | 55  | 234 | 12 | NA | NA | 0 | 0.5 |                                 |
| 26-04-19 | 1 PM  | - | -   | -   | -  | -  | -  | - | -   |                                 |
| 26-04-19 | 2 PM  | 0 | 58  | 221 | 21 | NA | NA | 0 | 0.5 |                                 |
| 26-04-19 | 3 PM  | - | -   | -   | -  | -  | -  | - | -   |                                 |
| 26-04-19 | 4 PM  | - | -   | -   | -  | -  | -  | - | -   |                                 |
| 26-04-19 | 5 PM  | - | -   | -   | -  | -  | -  | - | -   |                                 |
| 26-04-19 | 6 PM  | 0 | 123 | 202 | 23 | NA | NA | 0 | 0.5 |                                 |
| 26-04-19 | 7 PM  | - | -   | -   | -  | -  | -  | - | -   |                                 |
| 26-04-19 | 8 PM  | 0 | 256 | 217 | 30 | NA | NA | 0 | 0.0 |                                 |
| 26-04-19 | 9 PM  | 0 | 243 | 180 | 30 | NA | NA | 0 | 0.0 |                                 |
| 26-04-19 | 10 PM | 0 | 220 | 205 | 32 | NA | NA | 0 | 0.0 |                                 |
| 26-04-19 | 11 PM | 0 | 203 | 201 | 31 | NA | NA | 0 | 0.0 |                                 |
| 27-04-19 | 12 AM | - | -   | -   | -  | -  | -  | - | -   |                                 |
| 27-04-19 | 1 AM  | 0 | 229 | 254 | 26 | NA | NA | 0 | 0.0 |                                 |
| 27-04-19 | 2 AM  | 0 | 89  | 100 | 13 | NA | NA | 0 | 0.0 |                                 |
| 27-04-19 | 3 AM  | - | -   | -   | -  | -  | -  | - | -   |                                 |
| 27-04-19 | 4 AM  | - | -   | -   | -  | -  | -  | - | -   |                                 |
| 27-04-19 | 5 AM  | 0 | 135 | 164 | 19 | NA | NA | 0 | 0.0 |                                 |
| 27-04-19 | 6 AM  | 0 | 282 | 277 | 62 | NA | NA | 0 | 0.0 | Desulphurisation system tripped |
| 27-04-19 | 7 AM  | 0 | 272 | 272 | 68 | NA | NA | 0 | 0.0 | Desulphurisation system tripped |
| 27-04-19 | 8 AM  | 0 | 251 | 268 | 41 | NA | NA | 0 | 0.0 |                                 |
| 27-04-19 | 9 AM  | 0 | 222 | 260 | 31 | NA | NA | 0 | 0.0 |                                 |
| 27-04-19 | 10 AM | 0 | 223 | 262 | 27 | NA | NA | 0 | 0.0 |                                 |
| 27-04-19 | 11 AM | 0 | 247 | 272 | 23 | NA | NA | 0 | 0.0 |                                 |
| 27-04-19 | 12 PM | 0 | 253 | 274 | 21 | NA | NA | 0 | 0.0 |                                 |

|                 |       |   |     |     |    |    |    |   |     |  |
|-----------------|-------|---|-----|-----|----|----|----|---|-----|--|
| <b>27-04-19</b> | 1 PM  | 0 | 239 | 271 | 22 | NA | NA | 0 | 0.0 |  |
| <b>27-04-19</b> | 2 PM  | 0 | 237 | 270 | 22 | NA | NA | 0 | 0.0 |  |
| <b>27-04-19</b> | 3 PM  | 0 | 234 | 269 | 23 | NA | NA | 0 | 0.0 |  |
| <b>27-04-19</b> | 4 PM  | 0 | 229 | 270 | 22 | NA | NA | 0 | 0.0 |  |
| <b>27-04-19</b> | 5 PM  | 0 | 219 | 268 | 22 | NA | NA | 0 | 0.0 |  |
| <b>27-04-19</b> | 6 PM  | 0 | 236 | 271 | 20 | NA | NA | 0 | 0.0 |  |
| <b>27-04-19</b> | 7 PM  | 0 | 228 | 269 | 21 | NA | NA | 0 | 0.0 |  |
| <b>27-04-19</b> | 8 PM  | 0 | 226 | 271 | 20 | NA | NA | 0 | 0.0 |  |
| <b>27-04-19</b> | 9 PM  | 0 | 239 | 276 | 19 | NA | NA | 0 | 0.0 |  |
| <b>27-04-19</b> | 10 PM | 0 | 241 | 279 | 22 | NA | NA | 0 | 0.0 |  |
| <b>27-04-19</b> | 11 PM | 0 | 216 | 265 | 28 | NA | NA | 0 | 0.0 |  |
| <b>28-04-19</b> | 12 AM | 0 | 165 | 233 | 24 | NA | NA | 0 | 0.0 |  |
| <b>28-04-19</b> | 1 AM  | 0 | 193 | 253 | 23 | NA | NA | 0 | 0.0 |  |
| <b>28-04-19</b> | 2 AM  | 0 | 214 | 263 | 21 | NA | NA | 0 | 0.0 |  |
| <b>28-04-19</b> | 3 AM  | 0 | 213 | 268 | 20 | NA | NA | 0 | 0.0 |  |
| <b>28-04-19</b> | 4 AM  | 0 | 209 | 271 | 21 | NA | NA | 0 | 0.0 |  |
| <b>28-04-19</b> | 5 AM  | 0 | 205 | 269 | 21 | NA | NA | 0 | 0.0 |  |
| <b>28-04-19</b> | 6 AM  | 0 | 203 | 267 | 20 | NA | NA | 0 | 0.0 |  |
| <b>28-04-19</b> | 7 AM  | 0 | 198 | 262 | 20 | NA | NA | 0 | 0.0 |  |
| <b>28-04-19</b> | 8 AM  | 0 | 196 | 256 | 20 | NA | NA | 0 | 0.0 |  |
| <b>28-04-19</b> | 9 AM  | 0 | 198 | 258 | 19 | NA | NA | 0 | 0.0 |  |
| <b>28-04-19</b> | 10 AM | 0 | 200 | 259 | 18 | NA | NA | 0 | 0.0 |  |
| <b>28-04-19</b> | 11 AM | 0 | 208 | 261 | 18 | NA | NA | 0 | 0.0 |  |
| <b>28-04-19</b> | 12 PM | 0 | 196 | 256 | 19 | NA | NA | 0 | 0.0 |  |
| <b>28-04-19</b> | 1 PM  | 0 | 173 | 241 | 37 | NA | NA | 0 | 0.0 |  |
| <b>28-04-19</b> | 2 PM  | 0 | 235 | 318 | 70 | NA | NA | 0 | 0.0 | Setting on CHP maybe shifted and is arranged to re-adjust the setting in May / |

|                 |       |   |     |     |     |    |    |   |     |                                 |
|-----------------|-------|---|-----|-----|-----|----|----|---|-----|---------------------------------|
|                 |       |   |     |     |     |    |    |   |     | Desulphurisation system tripped |
| <b>28-04-19</b> | 3 PM  | 0 | 209 | 258 | 56  | NA | NA | 0 | 0.0 | Desulphurisation system tripped |
| <b>28-04-19</b> | 4 PM  | 0 | 213 | 261 | 32  | NA | NA | 0 | 0.0 |                                 |
| <b>28-04-19</b> | 5 PM  | 0 | 179 | 243 | 25  | NA | NA | 0 | 0.0 |                                 |
| <b>28-04-19</b> | 6 PM  | 0 | 169 | 236 | 24  | NA | NA | 0 | 0.0 |                                 |
| <b>28-04-19</b> | 7 PM  | 0 | 164 | 233 | 25  | NA | NA | 0 | 0.0 |                                 |
| <b>28-04-19</b> | 8 PM  | 0 | 164 | 234 | 27  | NA | NA | 0 | 0.0 |                                 |
| <b>28-04-19</b> | 9 PM  | 0 | 160 | 230 | 24  | NA | NA | 0 | 0.0 |                                 |
| <b>28-04-19</b> | 10 PM | 0 | 95  | 136 | 10  | NA | NA | 0 | 0.0 |                                 |
| <b>28-04-19</b> | 11 PM | - | -   | -   | -   | -  | -  | - | -   |                                 |
| <b>29-04-19</b> | 12 AM | - | -   | -   | -   | -  | -  | - | -   |                                 |
| <b>29-04-19</b> | 1 AM  | - | -   | -   | -   | -  | -  | - | -   |                                 |
| <b>29-04-19</b> | 2 AM  | - | -   | -   | -   | -  | -  | - | -   |                                 |
| <b>29-04-19</b> | 3 AM  | - | -   | -   | -   | -  | -  | - | -   |                                 |
| <b>29-04-19</b> | 4 AM  | - | -   | -   | -   | -  | -  | - | -   |                                 |
| <b>29-04-19</b> | 5 AM  | - | -   | -   | -   | -  | -  | - | -   |                                 |
| <b>29-04-19</b> | 6 AM  | - | -   | -   | -   | -  | -  | - | -   |                                 |
| <b>29-04-19</b> | 7 AM  | - | -   | -   | -   | -  | -  | - | -   |                                 |
| <b>29-04-19</b> | 8 AM  | - | -   | -   | -   | -  | -  | - | -   |                                 |
| <b>29-04-19</b> | 9 AM  | - | -   | -   | -   | -  | -  | - | -   |                                 |
| <b>29-04-19</b> | 10 AM | - | -   | -   | -   | -  | -  | - | -   |                                 |
| <b>29-04-19</b> | 11 AM | - | -   | -   | -   | -  | -  | - | -   |                                 |
| <b>29-04-19</b> | 12 PM | - | -   | -   | -   | -  | -  | - | -   |                                 |
| <b>29-04-19</b> | 1 PM  | - | -   | -   | -   | -  | -  | - | -   |                                 |
| <b>29-04-19</b> | 2 PM  | - | -   | -   | -   | -  | -  | - | -   |                                 |
| <b>29-04-19</b> | 3 PM  | 1 | 202 | 281 | 105 | NA | NA | 0 | 0.0 | Startup of CHP                  |
| <b>29-04-19</b> | 4 PM  | - | -   | -   | -   | -  | -  | - | -   |                                 |



|          |       |   |     |     |     |    |    |   |     |                                 |
|----------|-------|---|-----|-----|-----|----|----|---|-----|---------------------------------|
| 29-04-19 | 5 PM  | - | -   | -   | -   | -  | -  | - | -   |                                 |
| 29-04-19 | 6 PM  | - | -   | -   | -   | -  | -  | - | -   |                                 |
| 29-04-19 | 7 PM  | - | -   | -   | -   | -  | -  | - | -   |                                 |
| 29-04-19 | 8 PM  | - | -   | -   | -   | -  | -  | - | -   |                                 |
| 29-04-19 | 9 PM  | - | -   | -   | -   | -  | -  | - | -   |                                 |
| 29-04-19 | 10 PM | 2 | 243 | 316 | 109 | NA | NA | 0 | 0.0 | Startup of CHP                  |
| 29-04-19 | 11 PM | 0 | 218 | 259 | 105 | NA | NA | 0 | 0.0 | Desulphurisation system tripped |
| 30-04-19 | 12 AM | 0 | 216 | 239 | 110 | NA | NA | 0 | 0.0 | Desulphurisation system tripped |
| 30-04-19 | 1 AM  | 0 | 219 | 255 | 115 | NA | NA | 0 | 0.0 | Desulphurisation system tripped |
| 30-04-19 | 2 AM  | 0 | 219 | 275 | 115 | NA | NA | 0 | 0.0 | Desulphurisation system tripped |
| 30-04-19 | 3 AM  | 0 | 98  | 122 | 59  | NA | NA | 0 | 0.0 | Desulphurisation system tripped |
| 30-04-19 | 4 AM  | 0 | 105 | 138 | 59  | NA | NA | 0 | 0.0 | Desulphurisation system tripped |
| 30-04-19 | 5 AM  | - | -   | -   | -   | -  | -  | - | -   |                                 |
| 30-04-19 | 6 AM  | - | -   | -   | -   | -  | -  | - | -   |                                 |
| 30-04-19 | 7 AM  | 0 | 175 | 285 | 79  | NA | NA | 0 | 0.0 | Startup of CHP                  |
| 30-04-19 | 8 AM  | - | -   | -   | -   | -  | -  | - | -   |                                 |
| 30-04-19 | 9 AM  | 0 | 76  | 149 | 16  | NA | NA | 0 | 0.0 |                                 |
| 30-04-19 | 10 AM | - | -   | -   | -   | -  | -  | - | -   |                                 |
| 30-04-19 | 11 AM | - | -   | -   | -   | -  | -  | - | -   |                                 |
| 30-04-19 | 12 PM | - | -   | -   | -   | -  | -  | - | -   |                                 |
| 30-04-19 | 1 PM  | - | -   | -   | -   | -  | -  | - | -   |                                 |
| 30-04-19 | 2 PM  | - | -   | -   | -   | -  | -  | - | -   |                                 |
| 30-04-19 | 3 PM  | - | -   | -   | -   | -  | -  | - | -   |                                 |
| 30-04-19 | 4 PM  | - | -   | -   | -   | -  | -  | - | -   |                                 |

|                 |       |   |     |     |    |    |    |   |     |   |
|-----------------|-------|---|-----|-----|----|----|----|---|-----|---|
| <b>30-04-19</b> | 5 PM  | - | -   | -   | -  | -  | -  | - | -   | - |
| <b>30-04-19</b> | 6 PM  | - | -   | -   | -  | -  | -  | - | -   | - |
| <b>30-04-19</b> | 7 PM  | - | -   | -   | -  | -  | -  | - | -   | - |
| <b>30-04-19</b> | 8 PM  | 0 | 88  | 149 | 8  | NA | NA | 0 | 0.0 |   |
| <b>30-04-19</b> | 9 PM  | 0 | 128 | 231 | 18 | NA | NA | 0 | 0.0 |   |
| <b>30-04-19</b> | 10 PM | 0 | 136 | 233 | 16 | NA | NA | 0 | 0.0 |   |
| <b>30-04-19</b> | 11 PM | 0 | 137 | 232 | 15 | NA | NA | 0 | 0.0 |   |

Annex G4

Hourly Average of  
Parameters Measured in CHP  
3

| Date     | Hour  | CHP 3 Hourly Average (mg/Nm <sup>3</sup> ) |    |     |     |        |                         |     |     | Remarks |
|----------|-------|--|----|-----|-----|--------|-------------------------|-----|-----|---------|
|          |       | Dust                                       | CO | NOx | SO2 | NMVOCs | VOC (including methane) | HCL | HF  |         |
|          |       | Note: "-" represents non-operating hour    |    |     |     |        |                         |     |     |         |
| 01-04-19 | 12 AM | -  | -  | -   | -   | -      | -                       | -   | -   | -       |
| 01-04-19 | 1 AM  | -  | -  | -   | -   | -      | -                       | -   | -   | -       |
| 01-04-19 | 2 AM  | -  | -  | -   | -   | -      | -                       | -   | -   | -       |
| 01-04-19 | 3 AM  | -  | -  | -   | -   | -      | -                       | -   | -   | -       |
| 01-04-19 | 4 AM  | -  | -  | -   | -   | -      | -                       | -   | -   | -       |
| 01-04-19 | 5 AM  | -  | -  | -   | -   | -      | -                       | -   | -   | -       |
| 01-04-19 | 6 AM  | -  | -  | -   | -   | -      | -                       | -   | -   | -       |
| 01-04-19 | 7 AM  | -  | -  | -   | -   | -      | -                       | -   | -   | -       |
| 01-04-19 | 8 AM  | -  | -  | -   | -   | -      | -                       | -   | -   | -       |
| 01-04-19 | 9 AM  | -  | -  | -   | -   | -      | -                       | -   | -   | -       |
| 01-04-19 | 10 AM | -  | -  | -   | -   | -      | -                       | -   | -   | -       |
| 01-04-19 | 11 AM | -  | -  | -   | -   | -      | -                       | -   | -   | -       |
| 01-04-19 | 12 PM | -  | -  | -   | -   | -      | -                       | -   | -   | -       |
| 01-04-19 | 1 PM  | -  | -  | -   | -   | -      | -                       | -   | -   | -       |
| 01-04-19 | 2 PM  | -  | -  | -   | -   | -      | -                       | -   | -   | -       |
| 01-04-19 | 3 PM  | -  | -  | -   | -   | -      | -                       | -   | -   | -       |
| 01-04-19 | 4 PM  | -  | -  | -   | -   | -      | -                       | -   | -   | -       |
| 01-04-19 | 5 PM  | -  | -  | -   | -   | -      | -                       | -   | -   | -       |
| 01-04-19 | 6 PM  | -  | -  | -   | -   | -      | -                       | -   | -   | -       |
| 01-04-19 | 7 PM  | -  | -  | -   | -   | -      | -                       | -   | -   | -       |
| 01-04-19 | 8 PM  | 0  | 42 | 167 | 1   | NA     | NA                      | 0   | 0.0 |         |
| 01-04-19 | 9 PM  | 0  | 34 | 49  | 0   | NA     | NA                      | 0   | 0.0 |         |
| 01-04-19 | 10 PM | 0  | 44 | 263 | 2   | NA     | NA                      | 0   | 0.0 |         |
| 01-04-19 | 11 PM | 0  | 37 | 49  | 0   | NA     | NA                      | 0   | 0.0 |         |
| 02-04-19 | 12 AM | 0  | 42 | 57  | 2   | NA     | NA                      | 0   | 0.0 |         |

|          |       |   |     |      |    |    |    |   |     |                                 |
|----------|-------|---|-----|------|----|----|----|---|-----|---------------------------------|
| 02-04-19 | 1 AM  | - | -   | -    | -  | -  | -  | - | -   |                                 |
| 02-04-19 | 2 AM  | - | -   | -    | -  | -  | -  | - | -   |                                 |
| 02-04-19 | 3 AM  | - | -   | -    | -  | -  | -  | - | -   |                                 |
| 02-04-19 | 4 AM  | - | -   | -    | -  | -  | -  | - | -   |                                 |
| 02-04-19 | 5 AM  | - | -   | -    | -  | -  | -  | - | -   |                                 |
| 02-04-19 | 6 AM  | - | -   | -    | -  | -  | -  | - | -   |                                 |
| 02-04-19 | 7 AM  | - | -   | -    | -  | -  | -  | - | -   |                                 |
| 02-04-19 | 8 AM  | 0 | 324 | 1680 | 11 | NA | NA | 0 | 0.0 | Startup of CHP                  |
| 02-04-19 | 9 AM  | 1 | 133 | 265  | 17 | NA | NA | 0 | 0.0 |                                 |
| 02-04-19 | 10 AM | 0 | 46  | 66   | 1  | NA | NA | 0 | 0.0 |                                 |
| 02-04-19 | 11 AM | 2 | 223 | 200  | 21 | NA | NA | 0 | 0.0 |                                 |
| 02-04-19 | 12 PM | 1 | 108 | 91   | 6  | NA | NA | 0 | 0.0 |                                 |
| 02-04-19 | 1 PM  | 0 | 57  | 51   | 0  | NA | NA | 0 | 0.0 |                                 |
| 02-04-19 | 2 PM  | 0 | 47  | 38   | 0  | NA | NA | 0 | 0.0 |                                 |
| 02-04-19 | 3 PM  | 0 | 46  | 38   | 1  | NA | NA | 0 | 0.0 |                                 |
| 02-04-19 | 4 PM  | 1 | 157 | 233  | 16 | NA | NA | 0 | 0.0 |                                 |
| 02-04-19 | 5 PM  | 1 | 148 | 232  | 16 | NA | NA | 0 | 0.0 |                                 |
| 02-04-19 | 6 PM  | 0 | 43  | 33   | 1  | NA | NA | 0 | 0.0 |                                 |
| 02-04-19 | 7 PM  | 0 | 51  | 31   | 0  | NA | NA | 0 | 0.0 |                                 |
| 02-04-19 | 8 PM  | 0 | 69  | 43   | 1  | NA | NA | 0 | 0.0 |                                 |
| 02-04-19 | 9 PM  | 0 | 52  | 29   | 1  | NA | NA | 0 | 0.0 |                                 |
| 02-04-19 | 10 PM | 0 | 71  | 45   | 4  | NA | NA | 0 | 0.0 |                                 |
| 02-04-19 | 11 PM | 0 | 66  | 42   | 3  | NA | NA | 0 | 0.0 |                                 |
| 03-04-19 | 12 AM | 0 | 50  | 24   | 2  | NA | NA | 0 | 0.0 |                                 |
| 03-04-19 | 1 AM  | 1 | 184 | 90   | 23 | NA | NA | 0 | 0.0 |                                 |
| 03-04-19 | 2 AM  | 2 | 276 | 110  | 94 | NA | NA | 0 | 0.0 | Desulphurisation system tripped |
| 03-04-19 | 3 AM  | 0 | 67  | 23   | 15 | NA | NA | 0 | 0.0 |                                 |
| 03-04-19 | 4 AM  | 0 | 62  | 19   | 2  | NA | NA | 0 | 0.0 |                                 |

|          |       |   |     |     |    |    |    |   |     |  |
|----------|-------|---|-----|-----|----|----|----|---|-----|--|
| 03-04-19 | 5 AM  | 0 | 82  | 35  | 3  | NA | NA | 0 | 0.0 |  |
| 03-04-19 | 6 AM  | 0 | 62  | 19  | 1  | NA | NA | 0 | 0.0 |  |
| 03-04-19 | 7 AM  | 0 | 72  | 32  | 1  | NA | NA | 0 | 0.0 |  |
| 03-04-19 | 8 AM  | 0 | 56  | 26  | 1  | NA | NA | 0 | 0.0 |  |
| 03-04-19 | 9 AM  | 0 | 55  | 29  | 1  | NA | NA | 0 | 0.0 |  |
| 03-04-19 | 10 AM | 0 | 68  | 51  | 1  | NA | NA | 0 | 0.0 |  |
| 03-04-19 | 11 AM | 0 | 46  | 46  | 1  | NA | NA | 0 | 0.0 |  |
| 03-04-19 | 12 PM | 0 | 63  | 61  | 1  | NA | NA | 0 | 0.0 |  |
| 03-04-19 | 1 PM  | 0 | 61  | 61  | 1  | NA | NA | 0 | 0.0 |  |
| 03-04-19 | 2 PM  | 0 | 52  | 51  | 0  | NA | NA | 0 | 0.0 |  |
| 03-04-19 | 3 PM  | 0 | 60  | 58  | 1  | NA | NA | 0 | 0.0 |  |
| 03-04-19 | 4 PM  | 1 | 167 | 129 | 10 | NA | NA | 0 | 0.0 |  |
| 03-04-19 | 5 PM  | 3 | 396 | 255 | 28 | NA | NA | 0 | 0.0 |  |
| 03-04-19 | 6 PM  | 3 | 114 | 79  | 7  | NA | NA | 0 | 0.0 |  |
| 03-04-19 | 7 PM  | 2 | 69  | 48  | 1  | NA | NA | 0 | 0.0 |  |
| 03-04-19 | 8 PM  | 2 | 62  | 44  | 0  | NA | NA | 0 | 0.0 |  |
| 03-04-19 | 9 PM  | 1 | 61  | 41  | 0  | NA | NA | 0 | 0.0 |  |
| 03-04-19 | 10 PM | 1 | 75  | 50  | 0  | NA | NA | 0 | 0.0 |  |
| 03-04-19 | 11 PM | 1 | 72  | 47  | 0  | NA | NA | 0 | 0.0 |  |
| 04-04-19 | 12 AM | 1 | 69  | 42  | 0  | NA | NA | 0 | 0.0 |  |
| 04-04-19 | 1 AM  | 1 | 80  | 52  | 0  | NA | NA | 0 | 0.0 |  |
| 04-04-19 | 2 AM  | 1 | 69  | 46  | 0  | NA | NA | 0 | 0.0 |  |
| 04-04-19 | 3 AM  | 1 | 64  | 40  | 0  | NA | NA | 0 | 0.0 |  |
| 04-04-19 | 4 AM  | 1 | 75  | 51  | 0  | NA | NA | 0 | 0.0 |  |
| 04-04-19 | 5 AM  | 1 | 68  | 47  | 0  | NA | NA | 0 | 0.0 |  |
| 04-04-19 | 6 AM  | 1 | 64  | 42  | 0  | NA | NA | 0 | 0.0 |  |
| 04-04-19 | 7 AM  | 2 | 75  | 52  | 0  | NA | NA | 0 | 0.0 |  |
| 04-04-19 | 8 AM  | 2 | 69  | 48  | 0  | NA | NA | 0 | 0.0 |  |
| 04-04-19 | 9 AM  | 1 | 71  | 43  | 0  | NA | NA | 0 | 0.0 |  |

|          |       |   |     |     |    |    |    |   |     |  |
|----------|-------|---|-----|-----|----|----|----|---|-----|--|
| 04-04-19 | 10 AM | 2 | 83  | 53  | 0  | NA | NA | 0 | 0.0 |  |
| 04-04-19 | 11 AM | 2 | 70  | 46  | 0  | NA | NA | 0 | 0.0 |  |
| 04-04-19 | 12 PM | 5 | 273 | 188 | 22 | NA | NA | 0 | 0.0 |  |
| 04-04-19 | 1 PM  | 5 | 245 | 165 | 31 | NA | NA | 0 | 0.0 |  |
| 04-04-19 | 2 PM  | 3 | 123 | 99  | 8  | NA | NA | 0 | 0.0 |  |
| 04-04-19 | 3 PM  | 4 | 238 | 227 | 17 | NA | NA | 0 | 0.0 |  |
| 04-04-19 | 4 PM  | 4 | 226 | 210 | 16 | NA | NA | 0 | 0.0 |  |
| 04-04-19 | 5 PM  | 2 | 95  | 72  | 1  | NA | NA | 0 | 0.0 |  |
| 04-04-19 | 6 PM  | 2 | 75  | 58  | 0  | NA | NA | 0 | 0.0 |  |
| 04-04-19 | 7 PM  | - | -   | -   | -  | -  | -  | - | -   |  |
| 04-04-19 | 8 PM  | - | -   | -   | -  | -  | -  | - | -   |  |
| 04-04-19 | 9 PM  | - | -   | -   | -  | -  | -  | - | -   |  |
| 04-04-19 | 10 PM | - | -   | -   | -  | -  | -  | - | -   |  |
| 04-04-19 | 11 PM | - | -   | -   | -  | -  | -  | - | -   |  |
| 05-04-19 | 12 AM | 0 | 49  | 142 | 0  | NA | NA | 0 | 0.0 |  |
| 05-04-19 | 1 AM  | 0 | 69  | 57  | 0  | NA | NA | 0 | 0.0 |  |
| 05-04-19 | 2 AM  | 0 | 84  | 74  | 0  | NA | NA | 0 | 0.0 |  |
| 05-04-19 | 3 AM  | 0 | 64  | 56  | 0  | NA | NA | 0 | 0.0 |  |
| 05-04-19 | 4 AM  | 0 | 69  | 56  | 0  | NA | NA | 0 | 0.0 |  |
| 05-04-19 | 5 AM  | 0 | 84  | 74  | 0  | NA | NA | 0 | 0.0 |  |
| 05-04-19 | 6 AM  | 0 | 63  | 56  | 0  | NA | NA | 0 | 0.0 |  |
| 05-04-19 | 7 AM  | 0 | 67  | 56  | 1  | NA | NA | 0 | 0.0 |  |
| 05-04-19 | 8 AM  | 0 | 81  | 73  | 1  | NA | NA | 0 | 0.0 |  |
| 05-04-19 | 9 AM  | 0 | 55  | 45  | 0  | NA | NA | 0 | 0.0 |  |
| 05-04-19 | 10 AM | - | -   | -   | -  | -  | -  | - | -   |  |
| 05-04-19 | 11 AM | - | -   | -   | -  | -  | -  | - | -   |  |
| 05-04-19 | 12 PM | - | -   | -   | -  | -  | -  | - | -   |  |
| 05-04-19 | 1 PM  | - | -   | -   | -  | -  | -  | - | -   |  |
| 05-04-19 | 2 PM  | - | -   | -   | -  | -  | -  | - | -   |  |

|          |       |   |     |     |    |    |    |   |     |  |
|----------|-------|---|-----|-----|----|----|----|---|-----|--|
| 05-04-19 | 3 PM  | - | -   | -   | -  | -  | -  | - | -   |  |
| 05-04-19 | 4 PM  | 0 | 66  | 342 | 5  | NA | NA | 0 | 0.0 | Startup of CHP   |
| 05-04-19 | 5 PM  | 1 | 142 | 405 | 11 | NA | NA | 0 | 0.5 | Setting on CHP maybe shifted and is arranged to re-adjust the setting in May |
| 05-04-19 | 6 PM  | 2 | 235 | 194 | 26 | NA | NA | 0 | 0.0 |  |
| 05-04-19 | 7 PM  | 2 | 232 | 181 | 22 | NA | NA | 0 | 0.0 |  |
| 05-04-19 | 8 PM  | 2 | 229 | 176 | 20 | NA | NA | 0 | 0.0 |  |
| 05-04-19 | 9 PM  | 2 | 215 | 140 | 18 | NA | NA | 0 | 0.0 |  |
| 05-04-19 | 10 PM | 2 | 239 | 127 | 21 | NA | NA | 0 | 0.0 |  |
| 05-04-19 | 11 PM | 2 | 240 | 127 | 22 | NA | NA | 0 | 0.0 |  |
| 06-04-19 | 12 AM | 2 | 223 | 116 | 22 | NA | NA | 0 | 0.0 |  |
| 06-04-19 | 1 AM  | 2 | 231 | 123 | 21 | NA | NA | 0 | 0.0 |  |
| 06-04-19 | 2 AM  | 2 | 235 | 127 | 22 | NA | NA | 0 | 0.0 |  |
| 06-04-19 | 3 AM  | 2 | 229 | 129 | 23 | NA | NA | 0 | 0.0 |  |
| 06-04-19 | 4 AM  | 2 | 232 | 153 | 43 | NA | NA | 0 | 0.0 |  |
| 06-04-19 | 5 AM  | 2 | 241 | 162 | 31 | NA | NA | 0 | 0.0 |  |
| 06-04-19 | 6 AM  | 2 | 237 | 163 | 23 | NA | NA | 0 | 0.0 |  |
| 06-04-19 | 7 AM  | 2 | 237 | 168 | 21 | NA | NA | 0 | 0.0 |  |
| 06-04-19 | 8 AM  | 2 | 233 | 196 | 20 | NA | NA | 0 | 0.0 |  |
| 06-04-19 | 9 AM  | 1 | 234 | 260 | 19 | NA | NA | 0 | 0.0 |  |
| 06-04-19 | 10 AM | 1 | 236 | 268 | 18 | NA | NA | 0 | 0.0 |  |
| 06-04-19 | 11 AM | 2 | 250 | 278 | 19 | NA | NA | 0 | 0.0 |  |
| 06-04-19 | 12 PM | 2 | 253 | 279 | 19 | NA | NA | 0 | 0.0 |  |
| 06-04-19 | 1 PM  | 2 | 246 | 271 | 18 | NA | NA | 0 | 0.0 |  |
| 06-04-19 | 2 PM  | 2 | 246 | 274 | 17 | NA | NA | 0 | 0.0 |  |
| 06-04-19 | 3 PM  | 2 | 245 | 276 | 17 | NA | NA | 0 | 0.0 |  |
| 06-04-19 | 4 PM  | 2 | 249 | 278 | 16 | NA | NA | 0 | 0.0 |  |



|          |       |   |     |     |    |    |    |   |     |  |
|----------|-------|---|-----|-----|----|----|----|---|-----|--|
| 06-04-19 | 5 PM  | 2 | 240 | 267 | 18 | NA | NA | 0 | 0.0 |  |
| 06-04-19 | 6 PM  | 2 | 216 | 261 | 20 | NA | NA | 0 | 0.0 |  |
| 06-04-19 | 7 PM  | 1 | 95  | 123 | 10 | NA | NA | 0 | 0.0 |  |
| 06-04-19 | 8 PM  | - | -   | -   | -  | -  | -  | - | -   |  |
| 06-04-19 | 9 PM  | - | -   | -   | -  | -  | -  | - | -   |  |
| 06-04-19 | 10 PM | - | -   | -   | -  | -  | -  | - | -   |  |
| 06-04-19 | 11 PM | - | -   | -   | -  | -  | -  | - | -   |  |
| 07-04-19 | 12 AM | - | -   | -   | -  | -  | -  | - | -   |  |
| 07-04-19 | 1 AM  | - | -   | -   | -  | -  | -  | - | -   |  |
| 07-04-19 | 2 AM  | - | -   | -   | -  | -  | -  | - | -   |  |
| 07-04-19 | 3 AM  | - | -   | -   | -  | -  | -  | - | -   |  |
| 07-04-19 | 4 AM  | - | -   | -   | -  | -  | -  | - | -   |  |
| 07-04-19 | 5 AM  | - | -   | -   | -  | -  | -  | - | -   |  |
| 07-04-19 | 6 AM  | - | -   | -   | -  | -  | -  | - | -   |  |
| 07-04-19 | 7 AM  | - | -   | -   | -  | -  | -  | - | -   |  |
| 07-04-19 | 8 AM  | - | -   | -   | -  | -  | -  | - | -   |  |
| 07-04-19 | 9 AM  | - | -   | -   | -  | -  | -  | - | -   |  |
| 07-04-19 | 10 AM | - | -   | -   | -  | -  | -  | - | -   |  |
| 07-04-19 | 11 AM | - | -   | -   | -  | -  | -  | - | -   |  |
| 07-04-19 | 12 PM | - | -   | -   | -  | -  | -  | - | -   |  |
| 07-04-19 | 1 PM  | - | -   | -   | -  | -  | -  | - | -   |  |
| 07-04-19 | 2 PM  | - | -   | -   | -  | -  | -  | - | -   |  |
| 07-04-19 | 3 PM  | - | -   | -   | -  | -  | -  | - | -   |  |
| 07-04-19 | 4 PM  | - | -   | -   | -  | -  | -  | - | -   |  |
| 07-04-19 | 5 PM  | - | -   | -   | -  | -  | -  | - | -   |  |
| 07-04-19 | 6 PM  | - | -   | -   | -  | -  | -  | - | -   |  |
| 07-04-19 | 7 PM  | - | -   | -   | -  | -  | -  | - | -   |  |
| 07-04-19 | 8 PM  | - | -   | -   | -  | -  | -  | - | -   |  |
| 07-04-19 | 9 PM  | - | -   | -   | -  | -  | -  | - | -   |  |

|          |       |   |     |     |    |    |    |   |     |                |
|----------|-------|---|-----|-----|----|----|----|---|-----|----------------|
| 07-04-19 | 10 PM | - | -   | -   | -  | -  | -  | - | -   |                |
| 07-04-19 | 11 PM | - | -   | -   | -  | -  | -  | - | -   |                |
| 08-04-19 | 12 AM | - | -   | -   | -  | -  | -  | - | -   |                |
| 08-04-19 | 1 AM  | - | -   | -   | -  | -  | -  | - | -   |                |
| 08-04-19 | 2 AM  | - | -   | -   | -  | -  | -  | - | -   |                |
| 08-04-19 | 3 AM  | - | -   | -   | -  | -  | -  | - | -   |                |
| 08-04-19 | 4 AM  | - | -   | -   | -  | -  | -  | - | -   |                |
| 08-04-19 | 5 AM  | - | -   | -   | -  | -  | -  | - | -   |                |
| 08-04-19 | 6 AM  | - | -   | -   | -  | -  | -  | - | -   |                |
| 08-04-19 | 7 AM  | - | -   | -   | -  | -  | -  | - | -   |                |
| 08-04-19 | 8 AM  | - | -   | -   | -  | -  | -  | - | -   |                |
| 08-04-19 | 9 AM  | - | -   | -   | -  | -  | -  | - | -   |                |
| 08-04-19 | 10 AM | - | -   | -   | -  | -  | -  | - | -   |                |
| 08-04-19 | 11 AM | - | -   | -   | -  | -  | -  | - | -   |                |
| 08-04-19 | 12 PM | - | -   | -   | -  | -  | -  | - | -   |                |
| 08-04-19 | 1 PM  | - | -   | -   | -  | -  | -  | - | -   |                |
| 08-04-19 | 2 PM  | 1 | 354 | 310 | 17 | NA | NA | 0 | 1.0 | Startup of CHP |
| 08-04-19 | 3 PM  | - | -   | -   | -  | -  | -  | - | -   |                |
| 08-04-19 | 4 PM  | 2 | 135 | 398 | 51 | NA | NA | 0 | 1.5 | Startup of CHP |
| 08-04-19 | 5 PM  | 2 | 229 | 229 | 38 | NA | NA | 0 | 0.0 |                |
| 08-04-19 | 6 PM  | 2 | 218 | 237 | 28 | NA | NA | 0 | 0.0 |                |
| 08-04-19 | 7 PM  | 2 | 206 | 282 | 20 | NA | NA | 0 | 0.0 |                |
| 08-04-19 | 8 PM  | 2 | 206 | 283 | 17 | NA | NA | 0 | 0.0 |                |
| 08-04-19 | 9 PM  | 2 | 209 | 279 | 19 | NA | NA | 0 | 0.0 |                |
| 08-04-19 | 10 PM | 2 | 202 | 274 | 23 | NA | NA | 0 | 0.0 |                |
| 08-04-19 | 11 PM | 2 | 202 | 269 | 24 | NA | NA | 0 | 0.0 |                |
| 09-04-19 | 12 AM | 1 | 188 | 255 | 21 | NA | NA | 0 | 0.0 |                |
| 09-04-19 | 1 AM  | 1 | 203 | 248 | 22 | NA | NA | 0 | 0.0 |                |
| 09-04-19 | 2 AM  | 1 | 203 | 244 | 23 | NA | NA | 0 | 0.0 |                |

|          |       |   |     |     |    |    |    |   |     |  |
|----------|-------|---|-----|-----|----|----|----|---|-----|--|
| 09-04-19 | 3 AM  | 1 | 199 | 258 | 24 | NA | NA | 0 | 0.0 |  |
| 09-04-19 | 4 AM  | 2 | 206 | 267 | 23 | NA | NA | 0 | 0.0 |  |
| 09-04-19 | 5 AM  | 2 | 210 | 273 | 22 | NA | NA | 0 | 0.0 |  |
| 09-04-19 | 6 AM  | 2 | 205 | 275 | 20 | NA | NA | 0 | 0.0 |  |
| 09-04-19 | 7 AM  | 2 | 203 | 274 | 19 | NA | NA | 0 | 0.0 |  |
| 09-04-19 | 8 AM  | 2 | 201 | 276 | 18 | NA | NA | 0 | 0.0 |  |
| 09-04-19 | 9 AM  | 2 | 202 | 281 | 36 | NA | NA | 0 | 0.0 |  |
| 09-04-19 | 10 AM | 2 | 214 | 281 | 39 | NA | NA | 0 | 0.0 |  |
| 09-04-19 | 11 AM | 1 | 200 | 274 | 23 | NA | NA | 0 | 0.0 |  |
| 09-04-19 | 12 PM | 2 | 200 | 272 | 21 | NA | NA | 0 | 0.0 |  |
| 09-04-19 | 1 PM  | 2 | 200 | 272 | 21 | NA | NA | 0 | 0.0 |  |
| 09-04-19 | 2 PM  | 2 | 200 | 272 | 21 | NA | NA | 0 | 0.0 |  |
| 09-04-19 | 3 PM  | 2 | 200 | 272 | 21 | NA | NA | 0 | 0.0 |  |
| 09-04-19 | 4 PM  | 2 | 200 | 272 | 21 | NA | NA | 0 | 0.0 |  |
| 09-04-19 | 5 PM  | 2 | 200 | 272 | 21 | NA | NA | 0 | 0.0 |  |
| 09-04-19 | 6 PM  | 2 | 200 | 272 | 21 | NA | NA | 0 | 0.0 |  |
| 09-04-19 | 7 PM  | 1 | 100 | 136 | 11 | NA | NA | 0 | 0.0 |  |
| 09-04-19 | 8 PM  | - | -   | -   | -  | -  | -  | - | -   |  |
| 09-04-19 | 9 PM  | - | -   | -   | -  | -  | -  | - | -   |  |
| 09-04-19 | 10 PM | - | -   | -   | -  | -  | -  | - | -   |  |
| 09-04-19 | 11 PM | - | -   | -   | -  | -  | -  | - | -   |  |
| 10-04-19 | 12 AM | - | -   | -   | -  | -  | -  | - | -   |  |
| 10-04-19 | 1 AM  | - | -   | -   | -  | -  | -  | - | -   |  |
| 10-04-19 | 2 AM  | - | -   | -   | -  | -  | -  | - | -   |  |
| 10-04-19 | 3 AM  | - | -   | -   | -  | -  | -  | - | -   |  |
| 10-04-19 | 4 AM  | - | -   | -   | -  | -  | -  | - | -   |  |
| 10-04-19 | 5 AM  | - | -   | -   | -  | -  | -  | - | -   |  |
| 10-04-19 | 6 AM  | - | -   | -   | -  | -  | -  | - | -   |  |
| 10-04-19 | 7 AM  | - | -   | -   | -  | -  | -  | - | -   |  |

|          |       |   |     |     |    |    |    |   |     |  |
|----------|-------|---|-----|-----|----|----|----|---|-----|--|
| 10-04-19 | 8 AM  | 1 | 127 | 174 | 15 | NA | NA | 0 | 0.0 |  |
| 10-04-19 | 9 AM  | 1 | 147 | 185 | 12 | NA | NA | 0 | 0.0 |  |
| 10-04-19 | 10 AM | 1 | 100 | 136 | 11 | NA | NA | 0 | 0.0 |  |
| 10-04-19 | 11 AM | 2 | 209 | 291 | 23 | NA | NA | 0 | 0.0 |  |
| 10-04-19 | 12 PM | 1 | 103 | 141 | 11 | NA | NA | 0 | 0.0 |  |
| 10-04-19 | 1 PM  | 1 | 200 | 272 | 21 | NA | NA | 0 | 0.0 |  |
| 10-04-19 | 2 PM  | 1 | 200 | 272 | 21 | NA | NA | 0 | 0.0 |  |
| 10-04-19 | 3 PM  | 1 | 100 | 136 | 11 | NA | NA | 0 | 0.0 |  |
| 10-04-19 | 4 PM  | 1 | 0   | 0   | 0  | NA | NA | 0 | 0.0 |  |
| 10-04-19 | 5 PM  | - | -   | -   | -  | -  | -  | - | -   |  |
| 10-04-19 | 6 PM  | 0 | 42  | 42  | 1  | NA | NA | 0 | 0.0 |  |
| 10-04-19 | 7 PM  | - | -   | -   | -  | -  | -  | - | -   |  |
| 10-04-19 | 8 PM  | 1 | 101 | 137 | 11 | NA | NA | 0 | 0.0 |  |
| 10-04-19 | 9 PM  | 1 | 200 | 272 | 21 | NA | NA | 0 | 0.0 |  |
| 10-04-19 | 10 PM | 1 | 100 | 136 | 11 | NA | NA | 0 | 0.0 |  |
| 10-04-19 | 11 PM | - | -   | -   | -  | -  | -  | - | -   |  |
| 11-04-19 | 12 AM | - | -   | -   | -  | -  | -  | - | -   |  |
| 11-04-19 | 1 AM  | - | -   | -   | -  | -  | -  | - | -   |  |
| 11-04-19 | 2 AM  | - | -   | -   | -  | -  | -  | - | -   |  |
| 11-04-19 | 3 AM  | - | -   | -   | -  | -  | -  | - | -   |  |
| 11-04-19 | 4 AM  | - | -   | -   | -  | -  | -  | - | -   |  |
| 11-04-19 | 5 AM  | - | -   | -   | -  | -  | -  | - | -   |  |
| 11-04-19 | 6 AM  | - | -   | -   | -  | -  | -  | - | -   |  |
| 11-04-19 | 7 AM  | - | -   | -   | -  | -  | -  | - | -   |  |
| 11-04-19 | 8 AM  | - | -   | -   | -  | -  | -  | - | -   |  |
| 11-04-19 | 9 AM  | - | -   | -   | -  | -  | -  | - | -   |  |
| 11-04-19 | 10 AM | - | -   | -   | -  | -  | -  | - | -   |  |
| 11-04-19 | 11 AM | - | -   | -   | -  | -  | -  | - | -   |  |
| 11-04-19 | 12 PM | - | -   | -   | -  | -  | -  | - | -   |  |

|          |       |    |     |     |    |    |    |   |     |  |
|----------|-------|----|-----|-----|----|----|----|---|-----|--|
| 11-04-19 | 1 PM  | -  | -   | -   | -  | -  | -  | - | -   |  |
| 11-04-19 | 2 PM  | -  | -   | -   | -  | -  | -  | - | -   |  |
| 11-04-19 | 3 PM  | -  | -   | -   | -  | -  | -  | - | -   |  |
| 11-04-19 | 4 PM  | -  | -   | -   | -  | -  | -  | - | -   |  |
| 11-04-19 | 5 PM  | -  | -   | -   | -  | -  | -  | - | -   |  |
| 11-04-19 | 6 PM  | -  | -   | -   | -  | -  | -  | - | -   |  |
| 11-04-19 | 7 PM  | -  | -   | -   | -  | -  | -  | - | -   |  |
| 11-04-19 | 8 PM  | -  | -   | -   | -  | -  | -  | - | -   |  |
| 11-04-19 | 9 PM  | -  | -   | -   | -  | -  | -  | - | -   |  |
| 11-04-19 | 10 PM | -  | -   | -   | -  | -  | -  | - | -   |  |
| 11-04-19 | 11 PM | -  | -   | -   | -  | -  | -  | - | -   |  |
| 12-04-19 | 12 AM | -  | -   | -   | -  | -  | -  | - | -   |  |
| 12-04-19 | 1 AM  | -  | -   | -   | -  | -  | -  | - | -   |  |
| 12-04-19 | 2 AM  | -  | -   | -   | -  | -  | -  | - | -   |  |
| 12-04-19 | 3 AM  | -  | -   | -   | -  | -  | -  | - | -   |  |
| 12-04-19 | 4 AM  | -  | -   | -   | -  | -  | -  | - | -   |  |
| 12-04-19 | 5 AM  | -  | -   | -   | -  | -  | -  | - | -   |  |
| 12-04-19 | 6 AM  | -  | -   | -   | -  | -  | -  | - | -   |  |
| 12-04-19 | 7 AM  | -  | -   | -   | -  | -  | -  | - | -   |  |
| 12-04-19 | 8 AM  | -  | -   | -   | -  | -  | -  | - | -   |  |
| 12-04-19 | 9 AM  | -  | -   | -   | -  | -  | -  | - | -   |  |
| 12-04-19 | 10 AM | -  | -   | -   | -  | -  | -  | - | -   |  |
| 12-04-19 | 11 AM | -  | -   | -   | -  | -  | -  | - | -   |  |
| 12-04-19 | 12 PM | 12 | 0   | 0   | 0  | NA | NA | 0 | 0.0 |  |
| 12-04-19 | 1 PM  | 4  | 263 | 292 | 20 | NA | NA | 0 | 0.0 |  |
| 12-04-19 | 2 PM  | 3  | 386 | 308 | 15 | NA | NA | 0 | 0.0 | Setting on CHP maybe shifted and is arranged to re-adjust the setting in May |

|          |       |   |     |     |    |    |    |   |     |   |
|----------|-------|---|-----|-----|----|----|----|---|-----|---|
| 12-04-19 | 3 PM  | 2 | 324 | 285 | 18 | NA | NA | 0 | 0.0 |   |
| 12-04-19 | 4 PM  | 2 | 266 | 271 | 18 | NA | NA | 0 | 0.0 |   |
| 12-04-19 | 5 PM  | 2 | 270 | 272 | 18 | NA | NA | 0 | 0.0 |   |
| 12-04-19 | 6 PM  | 2 | 258 | 265 | 19 | NA | NA | 0 | 0.0 |   |
| 12-04-19 | 7 PM  | 1 | 0   | 0   | 0  | NA | NA | 0 | 0.0 |   |
| 12-04-19 | 8 PM  | - | -   | -   | -  | -  | -  | - | -   |   |
| 12-04-19 | 9 PM  | - | -   | -   | -  | -  | -  | - | -   |   |
| 12-04-19 | 10 PM | - | -   | -   | -  | -  | -  | - | -   |   |
| 12-04-19 | 11 PM | 1 | 0   | 0   | 0  | NA | NA | 0 | 0.0 |   |
| 13-04-19 | 12 AM | 2 | 224 | 294 | 23 | NA | NA | 0 | 0.0 |   |
| 13-04-19 | 1 AM  | 2 | 200 | 272 | 21 | NA | NA | 0 | 0.0 |   |
| 13-04-19 | 2 AM  | 2 | 312 | 409 | 39 | NA | NA | 0 | 0.0 | Setting on CHP<br>maybe shifted and<br>is arranged to re-<br>adjust the setting<br>in May |
| 13-04-19 | 3 AM  | 2 | 214 | 291 | 24 | NA | NA | 0 | 0.0 |   |
| 13-04-19 | 4 AM  | 1 | 100 | 136 | 11 | NA | NA | 0 | 0.0 |   |
| 13-04-19 | 5 AM  | - | -   | -   | -  | -  | -  | - | -   |   |
| 13-04-19 | 6 AM  | - | -   | -   | -  | -  | -  | - | -   |   |
| 13-04-19 | 7 AM  | - | -   | -   | -  | -  | -  | - | -   |   |
| 13-04-19 | 8 AM  | - | -   | -   | -  | -  | -  | - | -   |   |
| 13-04-19 | 9 AM  | - | -   | -   | -  | -  | -  | - | -   |   |
| 13-04-19 | 10 AM | - | -   | -   | -  | -  | -  | - | -   |   |
| 13-04-19 | 11 AM | - | -   | -   | -  | -  | -  | - | -   |   |
| 13-04-19 | 12 PM | - | -   | -   | -  | -  | -  | - | -   |   |
| 13-04-19 | 1 PM  | 0 | 113 | 149 | 8  | NA | NA | 0 | 0.0 |   |
| 13-04-19 | 2 PM  | - | -   | -   | -  | -  | -  | - | -   |   |
| 13-04-19 | 3 PM  | - | -   | -   | -  | -  | -  | - | -   |   |
| 13-04-19 | 4 PM  | - | -   | -   | -  | -  | -  | - | -   |   |

|          |       |   |     |     |    |    |    |   |     |   |
|----------|-------|---|-----|-----|----|----|----|---|-----|---|
| 13-04-19 | 5 PM  | - | -   | -   | -  | -  | -  | - | -   | - |
| 13-04-19 | 6 PM  | 0 | 46  | 54  | 2  | NA | NA | 0 | 0.0 |   |
| 13-04-19 | 7 PM  | - | -   | -   | -  | -  | -  | - | -   |   |
| 13-04-19 | 8 PM  | - | -   | -   | -  | -  | -  | - | -   |   |
| 13-04-19 | 9 PM  | - | -   | -   | -  | -  | -  | - | -   |   |
| 13-04-19 | 10 PM | - | -   | -   | -  | -  | -  | - | -   |   |
| 13-04-19 | 11 PM | - | -   | -   | -  | -  | -  | - | -   |   |
| 14-04-19 | 12 AM | - | -   | -   | -  | -  | -  | - | -   |   |
| 14-04-19 | 1 AM  | - | -   | -   | -  | -  | -  | - | -   |   |
| 14-04-19 | 2 AM  | - | -   | -   | -  | -  | -  | - | -   |   |
| 14-04-19 | 3 AM  | - | -   | -   | -  | -  | -  | - | -   |   |
| 14-04-19 | 4 AM  | - | -   | -   | -  | -  | -  | - | -   |   |
| 14-04-19 | 5 AM  | - | -   | -   | -  | -  | -  | - | -   |   |
| 14-04-19 | 6 AM  | 0 | 9   | 6   | 0  | NA | NA | 0 | 0.0 |   |
| 14-04-19 | 7 AM  | 2 | 256 | 249 | 30 | NA | NA | 0 | 0.0 |   |
| 14-04-19 | 8 AM  | 2 | 306 | 264 | 35 | NA | NA | 0 | 0.0 |   |
| 14-04-19 | 9 AM  | 2 | 313 | 269 | 35 | NA | NA | 0 | 0.0 |   |
| 14-04-19 | 10 AM | 2 | 340 | 281 | 28 | NA | NA | 0 | 0.0 |   |
| 14-04-19 | 11 AM | 1 | 176 | 145 | 13 | NA | NA | 0 | 0.0 |   |
| 14-04-19 | 12 PM | - | -   | -   | -  | -  | -  | - | -   |   |
| 14-04-19 | 1 PM  | - | -   | -   | -  | -  | -  | - | -   |   |
| 14-04-19 | 2 PM  | - | -   | -   | -  | -  | -  | - | -   |   |
| 14-04-19 | 3 PM  | - | -   | -   | -  | -  | -  | - | -   |   |
| 14-04-19 | 4 PM  | - | -   | -   | -  | -  | -  | - | -   |   |
| 14-04-19 | 5 PM  | - | -   | -   | -  | -  | -  | - | -   |   |
| 14-04-19 | 6 PM  | - | -   | -   | -  | -  | -  | - | -   |   |
| 14-04-19 | 7 PM  | - | -   | -   | -  | -  | -  | - | -   |   |
| 14-04-19 | 8 PM  | - | -   | -   | -  | -  | -  | - | -   |   |
| 14-04-19 | 9 PM  | - | -   | -   | -  | -  | -  | - | -   |   |

|          |       |   |    |    |   |    |    |   |     |   |
|----------|-------|---|----|----|---|----|----|---|-----|---|
| 14-04-19 | 10 PM | - | -  | -  | - | -  | -  | - | -   | - |
| 14-04-19 | 11 PM | - | -  | -  | - | -  | -  | - | -   | - |
| 15-04-19 | 12 AM | - | -  | -  | - | -  | -  | - | -   | - |
| 15-04-19 | 1 AM  | - | -  | -  | - | -  | -  | - | -   | - |
| 15-04-19 | 2 AM  | - | -  | -  | - | -  | -  | - | -   | - |
| 15-04-19 | 3 AM  | - | -  | -  | - | -  | -  | - | -   | - |
| 15-04-19 | 4 AM  | - | -  | -  | - | -  | -  | - | -   | - |
| 15-04-19 | 5 AM  | - | -  | -  | - | -  | -  | - | -   | - |
| 15-04-19 | 6 AM  | - | -  | -  | - | -  | -  | - | -   | - |
| 15-04-19 | 7 AM  | - | -  | -  | - | -  | -  | - | -   | - |
| 15-04-19 | 8 AM  | - | -  | -  | - | -  | -  | - | -   | - |
| 15-04-19 | 9 AM  | - | -  | -  | - | -  | -  | - | -   | - |
| 15-04-19 | 10 AM | - | -  | -  | - | -  | -  | - | -   | - |
| 15-04-19 | 11 AM | - | -  | -  | - | -  | -  | - | -   | - |
| 15-04-19 | 12 PM | - | -  | -  | - | -  | -  | - | -   | - |
| 15-04-19 | 1 PM  | - | -  | -  | - | -  | -  | - | -   | - |
| 15-04-19 | 2 PM  | 0 | 26 | 30 | 0 | NA | NA | 0 | 0.0 | - |
| 15-04-19 | 3 PM  | - | -  | -  | - | -  | -  | - | -   | - |
| 15-04-19 | 4 PM  | - | -  | -  | - | -  | -  | - | -   | - |
| 15-04-19 | 5 PM  | - | -  | -  | - | -  | -  | - | -   | - |
| 15-04-19 | 6 PM  | - | -  | -  | - | -  | -  | - | -   | - |
| 15-04-19 | 7 PM  | - | -  | -  | - | -  | -  | - | -   | - |
| 15-04-19 | 8 PM  | - | -  | -  | - | -  | -  | - | -   | - |
| 15-04-19 | 9 PM  | - | -  | -  | - | -  | -  | - | -   | - |
| 15-04-19 | 10 PM | - | -  | -  | - | -  | -  | - | -   | - |
| 15-04-19 | 11 PM | - | -  | -  | - | -  | -  | - | -   | - |
| 16-04-19 | 12 AM | - | -  | -  | - | -  | -  | - | -   | - |
| 16-04-19 | 1 AM  | - | -  | -  | - | -  | -  | - | -   | - |
| 16-04-19 | 2 AM  | - | -  | -  | - | -  | -  | - | -   | - |



|          |       |   |   |   |   |   |   |   |   |   |
|----------|-------|---|---|---|---|---|---|---|---|---|
| 16-04-19 | 3 AM  | - | - | - | - | - | - | - | - | - |
| 16-04-19 | 4 AM  | - | - | - | - | - | - | - | - | - |
| 16-04-19 | 5 AM  | - | - | - | - | - | - | - | - | - |
| 16-04-19 | 6 AM  | - | - | - | - | - | - | - | - | - |
| 16-04-19 | 7 AM  | - | - | - | - | - | - | - | - | - |
| 16-04-19 | 8 AM  | - | - | - | - | - | - | - | - | - |
| 16-04-19 | 9 AM  | - | - | - | - | - | - | - | - | - |
| 16-04-19 | 10 AM | - | - | - | - | - | - | - | - | - |
| 16-04-19 | 11 AM | - | - | - | - | - | - | - | - | - |
| 16-04-19 | 12 PM | - | - | - | - | - | - | - | - | - |
| 16-04-19 | 1 PM  | - | - | - | - | - | - | - | - | - |
| 16-04-19 | 2 PM  | - | - | - | - | - | - | - | - | - |
| 16-04-19 | 3 PM  | - | - | - | - | - | - | - | - | - |
| 16-04-19 | 4 PM  | - | - | - | - | - | - | - | - | - |
| 16-04-19 | 5 PM  | - | - | - | - | - | - | - | - | - |
| 16-04-19 | 6 PM  | - | - | - | - | - | - | - | - | - |
| 16-04-19 | 7 PM  | - | - | - | - | - | - | - | - | - |
| 16-04-19 | 8 PM  | - | - | - | - | - | - | - | - | - |
| 16-04-19 | 9 PM  | - | - | - | - | - | - | - | - | - |
| 16-04-19 | 10 PM | - | - | - | - | - | - | - | - | - |
| 16-04-19 | 11 PM | - | - | - | - | - | - | - | - | - |
| 17-04-19 | 12 AM | - | - | - | - | - | - | - | - | - |
| 17-04-19 | 1 AM  | - | - | - | - | - | - | - | - | - |
| 17-04-19 | 2 AM  | - | - | - | - | - | - | - | - | - |
| 17-04-19 | 3 AM  | - | - | - | - | - | - | - | - | - |
| 17-04-19 | 4 AM  | - | - | - | - | - | - | - | - | - |
| 17-04-19 | 5 AM  | - | - | - | - | - | - | - | - | - |
| 17-04-19 | 6 AM  | - | - | - | - | - | - | - | - | - |
| 17-04-19 | 7 AM  | - | - | - | - | - | - | - | - | - |

|          |       |   |     |      |    |    |    |   |     |                |
|----------|-------|---|-----|------|----|----|----|---|-----|----------------|
| 17-04-19 | 8 AM  | - | -   | -    | -  | -  | -  | - | -   |                |
| 17-04-19 | 9 AM  | - | -   | -    | -  | -  | -  | - | -   |                |
| 17-04-19 | 10 AM | - | -   | -    | -  | -  | -  | - | -   |                |
| 17-04-19 | 11 AM | - | -   | -    | -  | -  | -  | - | -   |                |
| 17-04-19 | 12 PM | - | -   | -    | -  | -  | -  | - | -   |                |
| 17-04-19 | 1 PM  | - | -   | -    | -  | -  | -  | - | -   |                |
| 17-04-19 | 2 PM  | - | -   | -    | -  | -  | -  | - | -   |                |
| 17-04-19 | 3 PM  | - | -   | -    | -  | -  | -  | - | -   |                |
| 17-04-19 | 4 PM  | 1 | 106 | 1169 | 33 | NA | NA | 0 | 1.0 | Startup of CHP |
| 17-04-19 | 5 PM  | 0 | 1   | 0    | 0  | NA | NA | 0 | 0.0 |                |
| 17-04-19 | 6 PM  | - | -   | -    | -  | -  | -  | - | -   |                |
| 17-04-19 | 7 PM  | - | -   | -    | -  | -  | -  | - | -   |                |
| 17-04-19 | 8 PM  | - | -   | -    | -  | -  | -  | - | -   |                |
| 17-04-19 | 9 PM  | - | -   | -    | -  | -  | -  | - | -   |                |
| 17-04-19 | 10 PM | - | -   | -    | -  | -  | -  | - | -   |                |
| 17-04-19 | 11 PM | - | -   | -    | -  | -  | -  | - | -   |                |
| 18-04-19 | 12 AM | - | -   | -    | -  | -  | -  | - | -   |                |
| 18-04-19 | 1 AM  | - | -   | -    | -  | -  | -  | - | -   |                |
| 18-04-19 | 2 AM  | - | -   | -    | -  | -  | -  | - | -   |                |
| 18-04-19 | 3 AM  | - | -   | -    | -  | -  | -  | - | -   |                |
| 18-04-19 | 4 AM  | - | -   | -    | -  | -  | -  | - | -   |                |
| 18-04-19 | 5 AM  | - | -   | -    | -  | -  | -  | - | -   |                |
| 18-04-19 | 6 AM  | - | -   | -    | -  | -  | -  | - | -   |                |
| 18-04-19 | 7 AM  | - | -   | -    | -  | -  | -  | - | -   |                |
| 18-04-19 | 8 AM  | - | -   | -    | -  | -  | -  | - | -   |                |
| 18-04-19 | 9 AM  | - | -   | -    | -  | -  | -  | - | -   |                |
| 18-04-19 | 10 AM | - | -   | -    | -  | -  | -  | - | -   |                |
| 18-04-19 | 11 AM | - | -   | -    | -  | -  | -  | - | -   |                |
| 18-04-19 | 12 PM | - | -   | -    | -  | -  | -  | - | -   |                |

|          |       |   |   |   |   |   |   |   |   |   |
|----------|-------|---|---|---|---|---|---|---|---|---|
| 18-04-19 | 1 PM  | - | - | - | - | - | - | - | - | - |
| 18-04-19 | 2 PM  | - | - | - | - | - | - | - | - | - |
| 18-04-19 | 3 PM  | - | - | - | - | - | - | - | - | - |
| 18-04-19 | 4 PM  | - | - | - | - | - | - | - | - | - |
| 18-04-19 | 5 PM  | - | - | - | - | - | - | - | - | - |
| 18-04-19 | 6 PM  | - | - | - | - | - | - | - | - | - |
| 18-04-19 | 7 PM  | - | - | - | - | - | - | - | - | - |
| 18-04-19 | 8 PM  | - | - | - | - | - | - | - | - | - |
| 18-04-19 | 9 PM  | - | - | - | - | - | - | - | - | - |
| 18-04-19 | 10 PM | - | - | - | - | - | - | - | - | - |
| 18-04-19 | 11 PM | - | - | - | - | - | - | - | - | - |
| 19-04-19 | 12 AM | - | - | - | - | - | - | - | - | - |
| 19-04-19 | 1 AM  | - | - | - | - | - | - | - | - | - |
| 19-04-19 | 2 AM  | - | - | - | - | - | - | - | - | - |
| 19-04-19 | 3 AM  | - | - | - | - | - | - | - | - | - |
| 19-04-19 | 4 AM  | - | - | - | - | - | - | - | - | - |
| 19-04-19 | 5 AM  | - | - | - | - | - | - | - | - | - |
| 19-04-19 | 6 AM  | - | - | - | - | - | - | - | - | - |
| 19-04-19 | 7 AM  | - | - | - | - | - | - | - | - | - |
| 19-04-19 | 8 AM  | - | - | - | - | - | - | - | - | - |
| 19-04-19 | 9 AM  | - | - | - | - | - | - | - | - | - |
| 19-04-19 | 10 AM | - | - | - | - | - | - | - | - | - |
| 19-04-19 | 11 AM | - | - | - | - | - | - | - | - | - |
| 19-04-19 | 12 PM | - | - | - | - | - | - | - | - | - |
| 19-04-19 | 1 PM  | - | - | - | - | - | - | - | - | - |
| 19-04-19 | 2 PM  | - | - | - | - | - | - | - | - | - |
| 19-04-19 | 3 PM  | - | - | - | - | - | - | - | - | - |
| 19-04-19 | 4 PM  | - | - | - | - | - | - | - | - | - |
| 19-04-19 | 5 PM  | - | - | - | - | - | - | - | - | - |

|          |       |   |   |   |   |   |   |   |   |   |
|----------|-------|---|---|---|---|---|---|---|---|---|
| 19-04-19 | 6 PM  | - | - | - | - | - | - | - | - | - |
| 19-04-19 | 7 PM  | - | - | - | - | - | - | - | - | - |
| 19-04-19 | 8 PM  | - | - | - | - | - | - | - | - | - |
| 19-04-19 | 9 PM  | - | - | - | - | - | - | - | - | - |
| 19-04-19 | 10 PM | - | - | - | - | - | - | - | - | - |
| 19-04-19 | 11 PM | - | - | - | - | - | - | - | - | - |
| 20-04-19 | 12 AM | - | - | - | - | - | - | - | - | - |
| 20-04-19 | 1 AM  | - | - | - | - | - | - | - | - | - |
| 20-04-19 | 2 AM  | - | - | - | - | - | - | - | - | - |
| 20-04-19 | 3 AM  | - | - | - | - | - | - | - | - | - |
| 20-04-19 | 4 AM  | - | - | - | - | - | - | - | - | - |
| 20-04-19 | 5 AM  | - | - | - | - | - | - | - | - | - |
| 20-04-19 | 6 AM  | - | - | - | - | - | - | - | - | - |
| 20-04-19 | 7 AM  | - | - | - | - | - | - | - | - | - |
| 20-04-19 | 8 AM  | - | - | - | - | - | - | - | - | - |
| 20-04-19 | 9 AM  | - | - | - | - | - | - | - | - | - |
| 20-04-19 | 10 AM | - | - | - | - | - | - | - | - | - |
| 20-04-19 | 11 AM | - | - | - | - | - | - | - | - | - |
| 20-04-19 | 12 PM | - | - | - | - | - | - | - | - | - |
| 20-04-19 | 1 PM  | - | - | - | - | - | - | - | - | - |
| 20-04-19 | 2 PM  | - | - | - | - | - | - | - | - | - |
| 20-04-19 | 3 PM  | - | - | - | - | - | - | - | - | - |
| 20-04-19 | 4 PM  | - | - | - | - | - | - | - | - | - |
| 20-04-19 | 5 PM  | - | - | - | - | - | - | - | - | - |
| 20-04-19 | 6 PM  | - | - | - | - | - | - | - | - | - |
| 20-04-19 | 7 PM  | - | - | - | - | - | - | - | - | - |
| 20-04-19 | 8 PM  | - | - | - | - | - | - | - | - | - |
| 20-04-19 | 9 PM  | - | - | - | - | - | - | - | - | - |
| 20-04-19 | 10 PM | - | - | - | - | - | - | - | - | - |

|          |       |   |   |   |   |   |   |   |   |   |
|----------|-------|---|---|---|---|---|---|---|---|---|
| 20-04-19 | 11 PM | - | - | - | - | - | - | - | - | - |
| 21-04-19 | 12 AM | - | - | - | - | - | - | - | - | - |
| 21-04-19 | 1 AM  | - | - | - | - | - | - | - | - | - |
| 21-04-19 | 2 AM  | - | - | - | - | - | - | - | - | - |
| 21-04-19 | 3 AM  | - | - | - | - | - | - | - | - | - |
| 21-04-19 | 4 AM  | - | - | - | - | - | - | - | - | - |
| 21-04-19 | 5 AM  | - | - | - | - | - | - | - | - | - |
| 21-04-19 | 6 AM  | - | - | - | - | - | - | - | - | - |
| 21-04-19 | 7 AM  | - | - | - | - | - | - | - | - | - |
| 21-04-19 | 8 AM  | - | - | - | - | - | - | - | - | - |
| 21-04-19 | 9 AM  | - | - | - | - | - | - | - | - | - |
| 21-04-19 | 10 AM | - | - | - | - | - | - | - | - | - |
| 21-04-19 | 11 AM | - | - | - | - | - | - | - | - | - |
| 21-04-19 | 12 PM | - | - | - | - | - | - | - | - | - |
| 21-04-19 | 1 PM  | - | - | - | - | - | - | - | - | - |
| 21-04-19 | 2 PM  | - | - | - | - | - | - | - | - | - |
| 21-04-19 | 3 PM  | - | - | - | - | - | - | - | - | - |
| 21-04-19 | 4 PM  | - | - | - | - | - | - | - | - | - |
| 21-04-19 | 5 PM  | - | - | - | - | - | - | - | - | - |
| 21-04-19 | 6 PM  | - | - | - | - | - | - | - | - | - |
| 21-04-19 | 7 PM  | - | - | - | - | - | - | - | - | - |
| 21-04-19 | 8 PM  | - | - | - | - | - | - | - | - | - |
| 21-04-19 | 9 PM  | - | - | - | - | - | - | - | - | - |
| 21-04-19 | 10 PM | - | - | - | - | - | - | - | - | - |
| 21-04-19 | 11 PM | - | - | - | - | - | - | - | - | - |
| 22-04-19 | 12 AM | - | - | - | - | - | - | - | - | - |
| 22-04-19 | 1 AM  | - | - | - | - | - | - | - | - | - |
| 22-04-19 | 2 AM  | - | - | - | - | - | - | - | - | - |
| 22-04-19 | 3 AM  | - | - | - | - | - | - | - | - | - |

|          |       |   |   |   |   |   |   |   |   |   |
|----------|-------|---|---|---|---|---|---|---|---|---|
| 22-04-19 | 4 AM  | - | - | - | - | - | - | - | - | - |
| 22-04-19 | 5 AM  | - | - | - | - | - | - | - | - | - |
| 22-04-19 | 6 AM  | - | - | - | - | - | - | - | - | - |
| 22-04-19 | 7 AM  | - | - | - | - | - | - | - | - | - |
| 22-04-19 | 8 AM  | - | - | - | - | - | - | - | - | - |
| 22-04-19 | 9 AM  | - | - | - | - | - | - | - | - | - |
| 22-04-19 | 10 AM | - | - | - | - | - | - | - | - | - |
| 22-04-19 | 11 AM | - | - | - | - | - | - | - | - | - |
| 22-04-19 | 12 PM | - | - | - | - | - | - | - | - | - |
| 22-04-19 | 1 PM  | - | - | - | - | - | - | - | - | - |
| 22-04-19 | 2 PM  | - | - | - | - | - | - | - | - | - |
| 22-04-19 | 3 PM  | - | - | - | - | - | - | - | - | - |
| 22-04-19 | 4 PM  | - | - | - | - | - | - | - | - | - |
| 22-04-19 | 5 PM  | - | - | - | - | - | - | - | - | - |
| 22-04-19 | 6 PM  | - | - | - | - | - | - | - | - | - |
| 22-04-19 | 7 PM  | - | - | - | - | - | - | - | - | - |
| 22-04-19 | 8 PM  | - | - | - | - | - | - | - | - | - |
| 22-04-19 | 9 PM  | - | - | - | - | - | - | - | - | - |
| 22-04-19 | 10 PM | - | - | - | - | - | - | - | - | - |
| 22-04-19 | 11 PM | - | - | - | - | - | - | - | - | - |
| 23-04-19 | 12 AM | - | - | - | - | - | - | - | - | - |
| 23-04-19 | 1 AM  | - | - | - | - | - | - | - | - | - |
| 23-04-19 | 2 AM  | - | - | - | - | - | - | - | - | - |
| 23-04-19 | 3 AM  | - | - | - | - | - | - | - | - | - |
| 23-04-19 | 4 AM  | - | - | - | - | - | - | - | - | - |
| 23-04-19 | 5 AM  | - | - | - | - | - | - | - | - | - |
| 23-04-19 | 6 AM  | - | - | - | - | - | - | - | - | - |
| 23-04-19 | 7 AM  | - | - | - | - | - | - | - | - | - |
| 23-04-19 | 8 AM  | - | - | - | - | - | - | - | - | - |

|          |       |   |   |   |   |   |   |   |   |   |
|----------|-------|---|---|---|---|---|---|---|---|---|
| 23-04-19 | 9 AM  | - | - | - | - | - | - | - | - | - |
| 23-04-19 | 10 AM | - | - | - | - | - | - | - | - | - |
| 23-04-19 | 11 AM | - | - | - | - | - | - | - | - | - |
| 23-04-19 | 12 PM | - | - | - | - | - | - | - | - | - |
| 23-04-19 | 1 PM  | - | - | - | - | - | - | - | - | - |
| 23-04-19 | 2 PM  | - | - | - | - | - | - | - | - | - |
| 23-04-19 | 3 PM  | - | - | - | - | - | - | - | - | - |
| 23-04-19 | 4 PM  | - | - | - | - | - | - | - | - | - |
| 23-04-19 | 5 PM  | - | - | - | - | - | - | - | - | - |
| 23-04-19 | 6 PM  | - | - | - | - | - | - | - | - | - |
| 23-04-19 | 7 PM  | - | - | - | - | - | - | - | - | - |
| 23-04-19 | 8 PM  | - | - | - | - | - | - | - | - | - |
| 23-04-19 | 9 PM  | - | - | - | - | - | - | - | - | - |
| 23-04-19 | 10 PM | - | - | - | - | - | - | - | - | - |
| 23-04-19 | 11 PM | - | - | - | - | - | - | - | - | - |
| 24-04-19 | 12 AM | - | - | - | - | - | - | - | - | - |
| 24-04-19 | 1 AM  | - | - | - | - | - | - | - | - | - |
| 24-04-19 | 2 AM  | - | - | - | - | - | - | - | - | - |
| 24-04-19 | 3 AM  | - | - | - | - | - | - | - | - | - |
| 24-04-19 | 4 AM  | - | - | - | - | - | - | - | - | - |
| 24-04-19 | 5 AM  | - | - | - | - | - | - | - | - | - |
| 24-04-19 | 6 AM  | - | - | - | - | - | - | - | - | - |
| 24-04-19 | 7 AM  | - | - | - | - | - | - | - | - | - |
| 24-04-19 | 8 AM  | - | - | - | - | - | - | - | - | - |
| 24-04-19 | 9 AM  | - | - | - | - | - | - | - | - | - |
| 24-04-19 | 10 AM | - | - | - | - | - | - | - | - | - |
| 24-04-19 | 11 AM | - | - | - | - | - | - | - | - | - |
| 24-04-19 | 12 PM | - | - | - | - | - | - | - | - | - |
| 24-04-19 | 1 PM  | - | - | - | - | - | - | - | - | - |

|          |       |   |   |   |   |   |   |   |   |   |
|----------|-------|---|---|---|---|---|---|---|---|---|
| 24-04-19 | 2 PM  | - | - | - | - | - | - | - | - | - |
| 24-04-19 | 3 PM  | - | - | - | - | - | - | - | - | - |
| 24-04-19 | 4 PM  | - | - | - | - | - | - | - | - | - |
| 24-04-19 | 5 PM  | - | - | - | - | - | - | - | - | - |
| 24-04-19 | 6 PM  | - | - | - | - | - | - | - | - | - |
| 24-04-19 | 7 PM  | - | - | - | - | - | - | - | - | - |
| 24-04-19 | 8 PM  | - | - | - | - | - | - | - | - | - |
| 24-04-19 | 9 PM  | - | - | - | - | - | - | - | - | - |
| 24-04-19 | 10 PM | - | - | - | - | - | - | - | - | - |
| 24-04-19 | 11 PM | - | - | - | - | - | - | - | - | - |
| 25-04-19 | 12 AM | - | - | - | - | - | - | - | - | - |
| 25-04-19 | 1 AM  | - | - | - | - | - | - | - | - | - |
| 25-04-19 | 2 AM  | - | - | - | - | - | - | - | - | - |
| 25-04-19 | 3 AM  | - | - | - | - | - | - | - | - | - |
| 25-04-19 | 4 AM  | - | - | - | - | - | - | - | - | - |
| 25-04-19 | 5 AM  | - | - | - | - | - | - | - | - | - |
| 25-04-19 | 6 AM  | - | - | - | - | - | - | - | - | - |
| 25-04-19 | 7 AM  | - | - | - | - | - | - | - | - | - |
| 25-04-19 | 8 AM  | - | - | - | - | - | - | - | - | - |
| 25-04-19 | 9 AM  | - | - | - | - | - | - | - | - | - |
| 25-04-19 | 10 AM | - | - | - | - | - | - | - | - | - |
| 25-04-19 | 11 AM | - | - | - | - | - | - | - | - | - |
| 25-04-19 | 12 PM | - | - | - | - | - | - | - | - | - |
| 25-04-19 | 1 PM  | - | - | - | - | - | - | - | - | - |
| 25-04-19 | 2 PM  | - | - | - | - | - | - | - | - | - |
| 25-04-19 | 3 PM  | - | - | - | - | - | - | - | - | - |
| 25-04-19 | 4 PM  | - | - | - | - | - | - | - | - | - |
| 25-04-19 | 5 PM  | - | - | - | - | - | - | - | - | - |
| 25-04-19 | 6 PM  | - | - | - | - | - | - | - | - | - |



|          |       |   |     |     |    |    |    |   |     |   |
|----------|-------|---|-----|-----|----|----|----|---|-----|---|
| 25-04-19 | 7 PM  | - | -   | -   | -  | -  | -  | - | -   |   |
| 25-04-19 | 8 PM  | - | -   | -   | -  | -  | -  | - | -   |   |
| 25-04-19 | 9 PM  | - | -   | -   | -  | -  | -  | - | -   |   |
| 25-04-19 | 10 PM | - | -   | -   | -  | -  | -  | - | -   |   |
| 25-04-19 | 11 PM | - | -   | -   | -  | -  | -  | - | -   |   |
| 26-04-19 | 12 AM | - | -   | -   | -  | -  | -  | - | -   |   |
| 26-04-19 | 1 AM  | - | -   | -   | -  | -  | -  | - | -   |   |
| 26-04-19 | 2 AM  | - | -   | -   | -  | -  | -  | - | -   |   |
| 26-04-19 | 3 AM  | - | -   | -   | -  | -  | -  | - | -   |   |
| 26-04-19 | 4 AM  | - | -   | -   | -  | -  | -  | - | -   |   |
| 26-04-19 | 5 AM  | - | -   | -   | -  | -  | -  | - | -   |   |
| 26-04-19 | 6 AM  | - | -   | -   | -  | -  | -  | - | -   |   |
| 26-04-19 | 7 AM  | - | -   | -   | -  | -  | -  | - | -   |   |
| 26-04-19 | 8 AM  | - | -   | -   | -  | -  | -  | - | -   |   |
| 26-04-19 | 9 AM  | - | -   | -   | -  | -  | -  | - | -   |   |
| 26-04-19 | 10 AM | - | -   | -   | -  | -  | -  | - | -   |   |
| 26-04-19 | 11 AM | - | -   | -   | -  | -  | -  | - | -   |   |
| 26-04-19 | 12 PM | - | -   | -   | -  | -  | -  | - | -   |   |
| 26-04-19 | 1 PM  | - | -   | -   | -  | -  | -  | - | -   |   |
| 26-04-19 | 2 PM  | - | -   | -   | -  | -  | -  | - | -   |   |
| 26-04-19 | 3 PM  | - | -   | -   | -  | -  | -  | - | -   |   |
| 26-04-19 | 4 PM  | - | -   | -   | -  | -  | -  | - | -   |   |
| 26-04-19 | 5 PM  | - | -   | -   | -  | -  | -  | - | -   |   |
| 26-04-19 | 6 PM  | - | -   | -   | -  | -  | -  | - | -   |   |
| 26-04-19 | 7 PM  | - | -   | -   | -  | -  | -  | - | -   |   |
| 26-04-19 | 8 PM  | 1 | 119 | 532 | 28 | NA | NA | 0 | 1.5 | Startup of CHP / (Sensor fault) HF interferences by other gases |

|                 |       |   |   |   |   |   |   |   |   |   |
|-----------------|-------|---|---|---|---|---|---|---|---|---|
| <b>26-04-19</b> | 9 PM  | - | - | - | - | - | - | - | - | - |
| <b>26-04-19</b> | 10 PM | - | - | - | - | - | - | - | - | - |
| <b>26-04-19</b> | 11 PM | - | - | - | - | - | - | - | - | - |
| <b>27-04-19</b> | 12 AM | - | - | - | - | - | - | - | - | - |
| <b>27-04-19</b> | 1 AM  | - | - | - | - | - | - | - | - | - |
| <b>27-04-19</b> | 2 AM  | - | - | - | - | - | - | - | - | - |
| <b>27-04-19</b> | 3 AM  | - | - | - | - | - | - | - | - | - |
| <b>27-04-19</b> | 4 AM  | - | - | - | - | - | - | - | - | - |
| <b>27-04-19</b> | 5 AM  | - | - | - | - | - | - | - | - | - |
| <b>27-04-19</b> | 6 AM  | - | - | - | - | - | - | - | - | - |
| <b>27-04-19</b> | 7 AM  | - | - | - | - | - | - | - | - | - |
| <b>27-04-19</b> | 8 AM  | - | - | - | - | - | - | - | - | - |
| <b>27-04-19</b> | 9 AM  | - | - | - | - | - | - | - | - | - |
| <b>27-04-19</b> | 10 AM | - | - | - | - | - | - | - | - | - |
| <b>27-04-19</b> | 11 AM | - | - | - | - | - | - | - | - | - |
| <b>27-04-19</b> | 12 PM | - | - | - | - | - | - | - | - | - |
| <b>27-04-19</b> | 1 PM  | - | - | - | - | - | - | - | - | - |
| <b>27-04-19</b> | 2 PM  | - | - | - | - | - | - | - | - | - |
| <b>27-04-19</b> | 3 PM  | - | - | - | - | - | - | - | - | - |
| <b>27-04-19</b> | 4 PM  | - | - | - | - | - | - | - | - | - |
| <b>27-04-19</b> | 5 PM  | - | - | - | - | - | - | - | - | - |
| <b>27-04-19</b> | 6 PM  | - | - | - | - | - | - | - | - | - |
| <b>27-04-19</b> | 7 PM  | - | - | - | - | - | - | - | - | - |
| <b>27-04-19</b> | 8 PM  | - | - | - | - | - | - | - | - | - |
| <b>27-04-19</b> | 9 PM  | - | - | - | - | - | - | - | - | - |
| <b>27-04-19</b> | 10 PM | - | - | - | - | - | - | - | - | - |
| <b>27-04-19</b> | 11 PM | - | - | - | - | - | - | - | - | - |
| <b>28-04-19</b> | 12 AM | - | - | - | - | - | - | - | - | - |
| <b>28-04-19</b> | 1 AM  | - | - | - | - | - | - | - | - | - |

|          |       |   |   |   |   |   |   |   |   |   |
|----------|-------|---|---|---|---|---|---|---|---|---|
| 28-04-19 | 2 AM  | - | - | - | - | - | - | - | - | - |
| 28-04-19 | 3 AM  | - | - | - | - | - | - | - | - | - |
| 28-04-19 | 4 AM  | - | - | - | - | - | - | - | - | - |
| 28-04-19 | 5 AM  | - | - | - | - | - | - | - | - | - |
| 28-04-19 | 6 AM  | - | - | - | - | - | - | - | - | - |
| 28-04-19 | 7 AM  | - | - | - | - | - | - | - | - | - |
| 28-04-19 | 8 AM  | - | - | - | - | - | - | - | - | - |
| 28-04-19 | 9 AM  | - | - | - | - | - | - | - | - | - |
| 28-04-19 | 10 AM | - | - | - | - | - | - | - | - | - |
| 28-04-19 | 11 AM | - | - | - | - | - | - | - | - | - |
| 28-04-19 | 12 PM | - | - | - | - | - | - | - | - | - |
| 28-04-19 | 1 PM  | - | - | - | - | - | - | - | - | - |
| 28-04-19 | 2 PM  | - | - | - | - | - | - | - | - | - |
| 28-04-19 | 3 PM  | - | - | - | - | - | - | - | - | - |
| 28-04-19 | 4 PM  | - | - | - | - | - | - | - | - | - |
| 28-04-19 | 5 PM  | - | - | - | - | - | - | - | - | - |
| 28-04-19 | 6 PM  | - | - | - | - | - | - | - | - | - |
| 28-04-19 | 7 PM  | - | - | - | - | - | - | - | - | - |
| 28-04-19 | 8 PM  | - | - | - | - | - | - | - | - | - |
| 28-04-19 | 9 PM  | - | - | - | - | - | - | - | - | - |
| 28-04-19 | 10 PM | - | - | - | - | - | - | - | - | - |
| 28-04-19 | 11 PM | - | - | - | - | - | - | - | - | - |
| 29-04-19 | 12 AM | - | - | - | - | - | - | - | - | - |
| 29-04-19 | 1 AM  | - | - | - | - | - | - | - | - | - |
| 29-04-19 | 2 AM  | - | - | - | - | - | - | - | - | - |
| 29-04-19 | 3 AM  | - | - | - | - | - | - | - | - | - |
| 29-04-19 | 4 AM  | - | - | - | - | - | - | - | - | - |
| 29-04-19 | 5 AM  | - | - | - | - | - | - | - | - | - |
| 29-04-19 | 6 AM  | - | - | - | - | - | - | - | - | - |

|          |       |   |   |   |   |   |   |   |   |   |
|----------|-------|---|---|---|---|---|---|---|---|---|
| 29-04-19 | 7 AM  | - | - | - | - | - | - | - | - | - |
| 29-04-19 | 8 AM  | - | - | - | - | - | - | - | - | - |
| 29-04-19 | 9 AM  | - | - | - | - | - | - | - | - | - |
| 29-04-19 | 10 AM | - | - | - | - | - | - | - | - | - |
| 29-04-19 | 11 AM | - | - | - | - | - | - | - | - | - |
| 29-04-19 | 12 PM | - | - | - | - | - | - | - | - | - |
| 29-04-19 | 1 PM  | - | - | - | - | - | - | - | - | - |
| 29-04-19 | 2 PM  | - | - | - | - | - | - | - | - | - |
| 29-04-19 | 3 PM  | - | - | - | - | - | - | - | - | - |
| 29-04-19 | 4 PM  | - | - | - | - | - | - | - | - | - |
| 29-04-19 | 5 PM  | - | - | - | - | - | - | - | - | - |
| 29-04-19 | 6 PM  | - | - | - | - | - | - | - | - | - |
| 29-04-19 | 7 PM  | - | - | - | - | - | - | - | - | - |
| 29-04-19 | 8 PM  | - | - | - | - | - | - | - | - | - |
| 29-04-19 | 9 PM  | - | - | - | - | - | - | - | - | - |
| 29-04-19 | 10 PM | - | - | - | - | - | - | - | - | - |
| 29-04-19 | 11 PM | - | - | - | - | - | - | - | - | - |
| 30-04-19 | 12 AM | - | - | - | - | - | - | - | - | - |
| 30-04-19 | 1 AM  | - | - | - | - | - | - | - | - | - |
| 30-04-19 | 2 AM  | - | - | - | - | - | - | - | - | - |
| 30-04-19 | 3 AM  | - | - | - | - | - | - | - | - | - |
| 30-04-19 | 4 AM  | - | - | - | - | - | - | - | - | - |
| 30-04-19 | 5 AM  | - | - | - | - | - | - | - | - | - |
| 30-04-19 | 6 AM  | - | - | - | - | - | - | - | - | - |
| 30-04-19 | 7 AM  | - | - | - | - | - | - | - | - | - |
| 30-04-19 | 8 AM  | - | - | - | - | - | - | - | - | - |
| 30-04-19 | 9 AM  | - | - | - | - | - | - | - | - | - |
| 30-04-19 | 10 AM | - | - | - | - | - | - | - | - | - |
| 30-04-19 | 11 AM | - | - | - | - | - | - | - | - | - |

|                 |       |   |   |   |   |   |   |   |   |   |
|-----------------|-------|---|---|---|---|---|---|---|---|---|
| <b>30-04-19</b> | 12 PM | - | - | - | - | - | - | - | - | - |
| <b>30-04-19</b> | 1 PM  | - | - | - | - | - | - | - | - | - |
| <b>30-04-19</b> | 2 PM  | - | - | - | - | - | - | - | - | - |
| <b>30-04-19</b> | 3 PM  | - | - | - | - | - | - | - | - | - |
| <b>30-04-19</b> | 4 PM  | - | - | - | - | - | - | - | - | - |
| <b>30-04-19</b> | 5 PM  | - | - | - | - | - | - | - | - | - |
| <b>30-04-19</b> | 6 PM  | - | - | - | - | - | - | - | - | - |
| <b>30-04-19</b> | 7 PM  | - | - | - | - | - | - | - | - | - |
| <b>30-04-19</b> | 8 PM  | - | - | - | - | - | - | - | - | - |
| <b>30-04-19</b> | 9 PM  | - | - | - | - | - | - | - | - | - |
| <b>30-04-19</b> | 10 PM | - | - | - | - | - | - | - | - | - |
| <b>30-04-19</b> | 11 PM | - | - | - | - | - | - | - | - | - |

Annex G5

## Hourly Average of Parameters Measured in ASP

| Date     | Hour  | ASP Hourly Average (mg/Nm <sup>3</sup> ) |    |     |                 |                                |                 |     |     | Remarks   |
|----------|-------|--|----|-----|-----------------|--------------------------------|-----------------|-----|-----|---|
|          |       | Dust                                     | CO | NOx | SO <sub>2</sub> | VOCs<br>(including<br>methane) | NH <sub>3</sub> | HCL | HF  |   |
| 01-04-19 | 12 AM | 3  | 0  | 39  | 8               | 0                              | 9               | 0   | 0.0 |   |
| 01-04-19 | 1 AM  | 3  | 0  | 32  | 8               | 1                              | 30              | 0   | 0.0 |   |
| 01-04-19 | 2 AM  | 3  | 0  | 23  | 7               | 0                              | 101             | 0   | 0.0 | ASP was under performance optimisation during the reporting month which resulted in unstable emission |
| 01-04-19 | 3 AM  | 3  | 0  | 19  | 6               | 1                              | 164             | 0   | 0.0 | ASP was under performance optimisation during the reporting month which resulted in unstable emission |
| 01-04-19 | 4 AM  | 3  | 0  | 14  | 5               | 1                              | 193             | 0   | 0.0 | ASP was under performance optimisation during the reporting month which resulted in unstable emission |
| 01-04-19 | 5 AM  | 3  | 0  | 21  | 6               | 1                              | 191             | 0   | 0.0 | ASP was under performance optimisation during the reporting month which                               |

|                 |       |   |   |    |   |   |     |   |     |   |
|-----------------|-------|---|---|----|---|---|-----|---|-----|---|
|                 |       |   |   |    |   |   |     |   |     | resulted in unstable emission   |
|                 |       |   |   |    |   |   |     |   |     | ASP was under performance optimisation during the reporting month which resulted in unstable emission |
| <b>01-04-19</b> | 6 AM  | 3 | 0 | 66 | 4 | 0 | 41  | 0 | 0.0 | resulted in unstable emission   |
| <b>01-04-19</b> | 7 AM  | 3 | 0 | 74 | 2 | 0 | 22  | 0 | 0.0 |   |
| <b>01-04-19</b> | 8 AM  | 3 | 0 | 83 | 1 | 0 | 15  | 0 | 0.0 |   |
| <b>01-04-19</b> | 9 AM  | 3 | 0 | 40 | 0 | 1 | 27  | 0 | 0.0 |   |
|                 |       |   |   |    |   |   |     |   |     | ASP was under performance optimisation during the reporting month which resulted in unstable emission |
| <b>01-04-19</b> | 10 AM | 3 | 0 | 39 | 1 | 0 | 40  | 0 | 0.0 | resulted in unstable emission   |
|                 |       |   |   |    |   |   |     |   |     | ASP was under performance optimisation during the reporting month which resulted in unstable emission |
| <b>01-04-19</b> | 11 AM | 3 | 0 | 39 | 0 | 1 | 39  | 0 | 0.0 | resulted in unstable emission   |
|                 |       |   |   |    |   |   |     |   |     | ASP was under performance optimisation during the reporting month which                               |
| <b>01-04-19</b> | 12 PM | 3 | 0 | 17 | 0 | 3 | 224 | 0 | 0.0 | resulted in unstable emission   |



|                 |       |   |   |     |    |   |     |   |     |   |
|-----------------|-------|---|---|-----|----|---|-----|---|-----|---|
|                 |       |   |   |     |    |   |     |   |     | resulted in unstable emission   |
| <b>01-04-19</b> | 1 PM  | 3 | 0 | 99  | 0  | 0 | 30  | 0 | 0.0 |   |
| <b>01-04-19</b> | 2 PM  | 3 | 0 | 81  | 0  | 1 | 16  | 0 | 0.0 |   |
| <b>01-04-19</b> | 3 PM  | 3 | 0 | 68  | 0  | 0 | 14  | 0 | 0.0 |   |
| <b>01-04-19</b> | 4 PM  | 3 | 0 | 123 | 27 | 1 | 10  | 0 | 0.0 |   |
| <b>01-04-19</b> | 5 PM  | 0 | 0 | 0   | 0  | 1 | 112 | 0 | 0.0 | ASP was under performance optimisation during the reporting month which resulted in unstable emission |
| <b>01-04-19</b> | 6 PM  | 0 | 0 | 0   | 0  | 0 | 87  | 0 | 0.0 | ASP was under performance optimisation during the reporting month which resulted in unstable emission |
| <b>01-04-19</b> | 7 PM  | 0 | 0 | 11  | 0  | 2 | 14  | 0 | 0.0 |   |
| <b>01-04-19</b> | 8 PM  | 0 | 0 | 0   | 0  | 1 | 4   | 0 | 0.0 |   |
| <b>01-04-19</b> | 9 PM  | 0 | 0 | 1   | 0  | 0 | 3   | 0 | 0.0 |   |
| <b>01-04-19</b> | 10 PM | 0 | 0 | 10  | 0  | 2 | 3   | 0 | 0.0 |   |
| <b>01-04-19</b> | 11 PM | 0 | 0 | 0   | 0  | 0 | 3   | 0 | 0.0 |   |
| <b>02-04-19</b> | 12 AM | 0 | 0 | 0   | 0  | 2 | 3   | 0 | 0.0 |   |
| <b>02-04-19</b> | 1 AM  | 2 | 0 | 18  | 3  | 1 | 59  | 0 | 0.0 | ASP was under performance optimisation during the reporting month which                               |

|                 |      |   |   |    |    |   |    |   |     |   |
|-----------------|------|---|---|----|----|---|----|---|-----|---|
|                 |      |   |   |    |    |   |    |   |     | resulted in unstable emission   |
| <b>02-04-19</b> | 2 AM | 3 | 0 | 51 | 8  | 0 | 51 | 0 | 0.0 | ASP was under performance optimisation during the reporting month which resulted in unstable emission |
| <b>02-04-19</b> | 3 AM | 3 | 0 | 28 | 11 | 0 | 88 | 0 | 0.0 | ASP was under performance optimisation during the reporting month which resulted in unstable emission |
| <b>02-04-19</b> | 4 AM | 3 | 0 | 29 | 6  | 0 | 98 | 0 | 0.0 | ASP was under performance optimisation during the reporting month which resulted in unstable emission |
| <b>02-04-19</b> | 5 AM | 3 | 0 | 59 | 3  | 1 | 45 | 0 | 0.0 | ASP was under performance optimisation during the reporting month which resulted in unstable emission |
| <b>02-04-19</b> | 6 AM | 3 | 0 | 66 | 1  | 0 | 26 | 0 | 0.0 |   |
| <b>02-04-19</b> | 7 AM | 3 | 0 | 51 | 0  | 1 | 28 | 0 | 0.0 |   |

|          |       |   |    |     |    |    |     |   |     |   |
|----------|-------|---|----|-----|----|----|-----|---|-----|---|
| 02-04-19 | 8 AM  | 0 | 19 | 11  | 0  | 20 | 503 | 0 | 0.0 | ASP tripped and stopped   |
| 02-04-19 | 9 AM  | - | -  | -   | -  | -  | -   | - | -   |   |
| 02-04-19 | 10 AM | 0 | 2  | 12  | 0  | 2  | 32  | 0 | 0.0 |   |
| 02-04-19 | 11 AM | 1 | 0  | 98  | 1  | 0  | 19  | 0 | 0.0 |   |
| 02-04-19 | 12 PM | 0 | 0  | 30  | 0  | 0  | 5   | 0 | 0.0 |   |
| 02-04-19 | 1 PM  | 0 | 0  | 19  | 0  | 0  | 2   | 0 | 0.0 |   |
| 02-04-19 | 2 PM  | 0 | 0  | 9   | 0  | 0  | 2   | 0 | 0.0 |   |
| 02-04-19 | 3 PM  | 0 | 0  | 16  | 0  | 1  | 2   | 0 | 0.0 |   |
| 02-04-19 | 4 PM  | - | -  | -   | -  | -  | -   | - | -   |   |
| 02-04-19 | 5 PM  | 0 | 0  | 0   | 0  | 1  | 150 | 0 | 0.0 | Startup / Restart of ASP  |
| 02-04-19 | 6 PM  | 0 | 0  | 3   | 0  | 0  | 27  | 0 | 0.0 |   |
| 02-04-19 | 7 PM  | 0 | 0  | 0   | 0  | 1  | 12  | 0 | 0.0 |   |
| 02-04-19 | 8 PM  | 0 | 0  | 1   | 0  | 1  | 9   | 0 | 0.0 |   |
| 02-04-19 | 9 PM  | 0 | 0  | 6   | 0  | 1  | 5   | 0 | 0.0 |   |
| 02-04-19 | 10 PM | 0 | 0  | 8   | 0  | 1  | 3   | 0 | 0.0 |   |
| 02-04-19 | 11 PM | 0 | 0  | 5   | 0  | 0  | 3   | 0 | 0.0 |   |
| 03-04-19 | 12 AM | 0 | 0  | 14  | 0  | 0  | 3   | 0 | 0.0 |   |
| 03-04-19 | 1 AM  | 1 | 0  | 111 | 7  | 0  | 8   | 0 | 0.0 |   |
| 03-04-19 | 2 AM  | 1 | 0  | 139 | 48 | 0  | 8   | 0 | 0.0 |   |
| 03-04-19 | 3 AM  | 0 | 0  | 17  | 7  | 1  | 1   | 0 | 0.0 |   |
| 03-04-19 | 4 AM  | 0 | 0  | 20  | 0  | 0  | 2   | 0 | 0.0 |   |
| 03-04-19 | 5 AM  | 0 | 0  | 10  | 0  | 0  | 3   | 0 | 0.0 |   |
| 03-04-19 | 6 AM  | 0 | 0  | 21  | 0  | 0  | 131 | 0 | 0.0 | ASP was under performance optimisation during the reporting month which |

|          |       |   |   |     |   |   |   |   |     | resulted in<br>unstable emission |
|----------|-------|---|---|-----|---|---|---|---|-----|----------------------------------|
| 03-04-19 | 7 AM  | 0 | 0 | 26  | 0 | 0 | 6 | 0 | 0.0 |                                  |
| 03-04-19 | 8 AM  | 0 | 0 | 23  | 0 | 1 | 3 | 0 | 0.0 |                                  |
| 03-04-19 | 9 AM  | 0 | 0 | 37  | 0 | 0 | 3 | 0 | 0.0 |                                  |
| 03-04-19 | 10 AM | 0 | 0 | 25  | 0 | 1 | 2 | 0 | 0.0 |                                  |
| 03-04-19 | 11 AM | 0 | 0 | 73  | 2 | 0 | 3 | 0 | 0.0 |                                  |
| 03-04-19 | 12 PM | 0 | 0 | 35  | 0 | 0 | 1 | 0 | 0.0 |                                  |
| 03-04-19 | 1 PM  | 0 | 0 | 18  | 0 | 0 | 1 | 0 | 0.0 |                                  |
| 03-04-19 | 2 PM  | 0 | 0 | 41  | 0 | 0 | 1 | 0 | 0.0 |                                  |
| 03-04-19 | 3 PM  | 0 | 0 | 32  | 0 | 1 | 1 | 0 | 0.0 |                                  |
| 03-04-19 | 4 PM  | 0 | 0 | 50  | 0 | 1 | 1 | 0 | 0.0 |                                  |
| 03-04-19 | 5 PM  | 2 | 0 | 190 | 0 | 0 | 3 | 0 | 0.0 |                                  |
| 03-04-19 | 6 PM  | 0 | 0 | 41  | 0 | 0 | 0 | 0 | 0.0 |                                  |
| 03-04-19 | 7 PM  | 0 | 0 | 29  | 0 | 2 | 0 | 0 | 0.0 |                                  |
| 03-04-19 | 8 PM  | 0 | 0 | 25  | 0 | 1 | 0 | 0 | 0.0 |                                  |
| 03-04-19 | 9 PM  | 0 | 0 | 29  | 0 | 1 | 0 | 0 | 0.0 |                                  |
| 03-04-19 | 10 PM | 0 | 0 | 19  | 0 | 0 | 0 | 0 | 0.0 |                                  |
| 03-04-19 | 11 PM | 0 | 0 | 4   | 0 | 0 | 0 | 0 | 0.0 |                                  |
| 04-04-19 | 12 AM | 0 | 0 | 10  | 0 | 0 | 0 | 0 | 0.0 |                                  |
| 04-04-19 | 1 AM  | 0 | 0 | 13  | 0 | 0 | 0 | 0 | 0.0 |                                  |
| 04-04-19 | 2 AM  | 0 | 0 | 15  | 0 | 1 | 0 | 0 | 0.0 |                                  |
| 04-04-19 | 3 AM  | 0 | 0 | 23  | 0 | 0 | 0 | 0 | 0.0 |                                  |
| 04-04-19 | 4 AM  | 0 | 0 | 23  | 0 | 1 | 0 | 0 | 0.0 |                                  |
| 04-04-19 | 5 AM  | 0 | 0 | 23  | 0 | 1 | 0 | 0 | 0.0 |                                  |
| 04-04-19 | 6 AM  | 0 | 0 | 26  | 0 | 0 | 0 | 0 | 0.0 |                                  |
| 04-04-19 | 7 AM  | 0 | 0 | 24  | 0 | 1 | 0 | 0 | 0.0 |                                  |
| 04-04-19 | 8 AM  | 0 | 0 | 25  | 0 | 1 | 0 | 0 | 0.0 |                                  |
| 04-04-19 | 9 AM  | 0 | 0 | 17  | 0 | 0 | 0 | 0 | 0.0 |                                  |

|          |       |   |   |    |   |   |   |   |     |  |
|----------|-------|---|---|----|---|---|---|---|-----|--|
| 04-04-19 | 10 AM | 0 | 0 | 22 | 0 | 0 | 0 | 0 | 0.0 |  |
| 04-04-19 | 11 AM | 0 | 0 | 25 | 0 | 0 | 0 | 0 | 0.0 |  |
| 04-04-19 | 12 PM | 0 | 0 | 87 | 1 | 0 | 1 | 0 | 0.0 |  |
| 04-04-19 | 1 PM  | 0 | 0 | 48 | 0 | 0 | 1 | 0 | 0.0 |  |
| 04-04-19 | 2 PM  | 0 | 0 | 19 | 0 | 1 | 0 | 0 | 0.0 |  |
| 04-04-19 | 3 PM  | - | - | -  | - | - | - | - | -   |  |
| 04-04-19 | 4 PM  | - | - | -  | - | - | - | - | -   |  |
| 04-04-19 | 5 PM  | 0 | 0 | 0  | 0 | 1 | 8 | 0 | 0.0 |  |
| 04-04-19 | 6 PM  | 0 | 0 | 73 | 0 | 1 | 3 | 0 | 0.0 |  |
| 04-04-19 | 7 PM  | 0 | 0 | 33 | 0 | 3 | 1 | 0 | 0.0 |  |
| 04-04-19 | 8 PM  | 0 | 0 | 38 | 0 | 1 | 1 | 0 | 0.0 |  |
| 04-04-19 | 9 PM  | 0 | 0 | 35 | 0 | 1 | 1 | 0 | 0.0 |  |
| 04-04-19 | 10 PM | 0 | 0 | 22 | 0 | 0 | 1 | 0 | 0.0 |  |
| 04-04-19 | 11 PM | 0 | 0 | 21 | 0 | 0 | 1 | 0 | 0.0 |  |
| 05-04-19 | 12 AM | 1 | 0 | 89 | 0 | 0 | 3 | 0 | 0.0 |  |
| 05-04-19 | 1 AM  | 0 | 0 | 8  | 0 | 2 | 1 | 0 | 0.0 |  |
| 05-04-19 | 2 AM  | 0 | 0 | 4  | 0 | 0 | 1 | 0 | 0.0 |  |
| 05-04-19 | 3 AM  | 0 | 0 | 3  | 0 | 0 | 1 | 0 | 0.0 |  |
| 05-04-19 | 4 AM  | 0 | 0 | 7  | 0 | 0 | 1 | 0 | 0.0 |  |
| 05-04-19 | 5 AM  | 0 | 0 | 0  | 0 | 0 | 1 | 0 | 0.0 |  |
| 05-04-19 | 6 AM  | 0 | 0 | 0  | 0 | 0 | 1 | 0 | 0.0 |  |
| 05-04-19 | 7 AM  | 0 | 0 | 0  | 0 | 0 | 1 | 0 | 0.0 |  |
| 05-04-19 | 8 AM  | 0 | 0 | 0  | 0 | 1 | 1 | 0 | 0.0 |  |
| 05-04-19 | 9 AM  | 0 | 0 | 0  | 0 | 0 | 1 | 0 | 0.0 |  |
| 05-04-19 | 10 AM | 1 | 0 | 73 | 2 | 0 | 4 | 0 | 0.0 |  |
| 05-04-19 | 11 AM | 0 | 0 | 2  | 0 | 2 | 1 | 0 | 0.0 |  |
| 05-04-19 | 12 PM | 0 | 0 | 6  | 0 | 0 | 0 | 0 | 0.0 |  |
| 05-04-19 | 1 PM  | - | - | -  | - | - | - | - | -   |  |
| 05-04-19 | 2 PM  | - | - | -  | - | - | - | - | -   |  |

|          |       |   |   |     |   |   |    |   |     |                          |
|----------|-------|---|---|-----|---|---|----|---|-----|--------------------------|
| 05-04-19 | 3 PM  | - | - | -   | - | - | -  | - | -   |                          |
| 05-04-19 | 4 PM  | 0 | 2 | 24  | 0 | 0 | 94 | 0 | 0.0 | Startup / Restart of ASP |
| 05-04-19 | 5 PM  | 1 | 0 | 171 | 1 | 0 | 21 | 0 | 0.0 |                          |
| 05-04-19 | 6 PM  | - | - | -   | - | - | -  | - | -   |                          |
| 05-04-19 | 7 PM  | - | - | -   | - | - | -  | - | -   |                          |
| 05-04-19 | 8 PM  | - | - | -   | - | - | -  | - | -   |                          |
| 05-04-19 | 9 PM  | - | - | -   | - | - | -  | - | -   |                          |
| 05-04-19 | 10 PM | - | - | -   | - | - | -  | - | -   |                          |
| 05-04-19 | 11 PM | - | - | -   | - | - | -  | - | -   |                          |
| 06-04-19 | 12 AM | - | - | -   | - | - | -  | - | -   |                          |
| 06-04-19 | 1 AM  | - | - | -   | - | - | -  | - | -   |                          |
| 06-04-19 | 2 AM  | - | - | -   | - | - | -  | - | -   |                          |
| 06-04-19 | 3 AM  | - | - | -   | - | - | -  | - | -   |                          |
| 06-04-19 | 4 AM  | - | - | -   | - | - | -  | - | -   |                          |
| 06-04-19 | 5 AM  | - | - | -   | - | - | -  | - | -   |                          |
| 06-04-19 | 6 AM  | - | - | -   | - | - | -  | - | -   |                          |
| 06-04-19 | 7 AM  | - | - | -   | - | - | -  | - | -   |                          |
| 06-04-19 | 8 AM  | - | - | -   | - | - | -  | - | -   |                          |
| 06-04-19 | 9 AM  | - | - | -   | - | - | -  | - | -   |                          |
| 06-04-19 | 10 AM | - | - | -   | - | - | -  | - | -   |                          |
| 06-04-19 | 11 AM | - | - | -   | - | - | -  | - | -   |                          |
| 06-04-19 | 12 PM | - | - | -   | - | - | -  | - | -   |                          |
| 06-04-19 | 1 PM  | - | - | -   | - | - | -  | - | -   |                          |
| 06-04-19 | 2 PM  | - | - | -   | - | - | -  | - | -   |                          |
| 06-04-19 | 3 PM  | - | - | -   | - | - | -  | - | -   |                          |
| 06-04-19 | 4 PM  | - | - | -   | - | - | -  | - | -   |                          |
| 06-04-19 | 5 PM  | - | - | -   | - | - | -  | - | -   |                          |
| 06-04-19 | 6 PM  | - | - | -   | - | - | -  | - | -   |                          |

|          |       |   |   |     |    |   |    |   |     |   |
|----------|-------|---|---|-----|----|---|----|---|-----|---|
| 06-04-19 | 7 PM  | 1 | 0 | 166 | 0  | 0 | 11 | 0 | 0.5 |   |
| 06-04-19 | 8 PM  | 2 | 0 | 258 | 0  | 0 | 15 | 0 | 0.0 | Startup / Restart of ASP  |
| 06-04-19 | 9 PM  | 2 | 0 | 171 | 1  | 0 | 12 | 0 | 0.0 |   |
| 06-04-19 | 10 PM | 1 | 0 | 67  | 0  | 1 | 6  | 0 | 0.0 |   |
| 06-04-19 | 11 PM | 3 | 0 | 290 | 7  | 0 | 16 | 0 | 0.0 | ASP was under performance optimisation during the reporting month which resulted in unstable emission |
| 07-04-19 | 12 AM | 3 | 0 | 95  | 11 | 0 | 15 | 0 | 0.0 |   |
| 07-04-19 | 1 AM  | 3 | 0 | 68  | 13 | 0 | 16 | 0 | 0.0 |   |
| 07-04-19 | 2 AM  | 3 | 0 | 184 | 10 | 0 | 10 | 0 | 0.0 |   |
| 07-04-19 | 3 AM  | 3 | 0 | 262 | 8  | 0 | 9  | 0 | 0.0 | ASP was under performance optimisation during the reporting month which resulted in unstable emission |
| 07-04-19 | 4 AM  | 2 | 0 | 153 | 3  | 0 | 5  | 0 | 0.0 |   |
| 07-04-19 | 5 AM  | 2 | 0 | 95  | 2  | 2 | 3  | 0 | 0.0 |   |
| 07-04-19 | 6 AM  | 2 | 0 | 93  | 0  | 0 | 4  | 0 | 0.0 |   |
| 07-04-19 | 7 AM  | 2 | 0 | 61  | 1  | 1 | 4  | 0 | 0.0 |   |
| 07-04-19 | 8 AM  | 3 | 0 | 102 | 1  | 0 | 7  | 0 | 0.0 |   |
| 07-04-19 | 9 AM  | - | - | -   | -  | - | -  | - | -   |   |
| 07-04-19 | 10 AM | 1 | 0 | 44  | 1  | 0 | 90 | 0 | 0.0 | Startup / Restart of ASP  |
| 07-04-19 | 11 AM | 2 | 0 | 187 | 1  | 0 | 20 | 0 | 0.0 |   |

|          |       |   |   |     |    |   |    |   |     |   |
|----------|-------|---|---|-----|----|---|----|---|-----|---|
| 07-04-19 | 12 PM | 0 | 0 | 21  | 0  | 0 | 4  | 0 | 0.0 |   |
| 07-04-19 | 1 PM  | - | - | -   | -  | - | -  | - | -   |   |
| 07-04-19 | 2 PM  | - | - | -   | -  | - | -  | - | -   |   |
| 07-04-19 | 3 PM  | - | - | -   | -  | - | -  | - | -   |   |
| 07-04-19 | 4 PM  | - | - | -   | -  | - | -  | - | -   |   |
| 07-04-19 | 5 PM  | - | - | -   | -  | - | -  | - | -   |   |
| 07-04-19 | 6 PM  | - | - | -   | -  | - | -  | - | -   |   |
| 07-04-19 | 7 PM  | - | - | -   | -  | - | -  | - | -   |   |
| 07-04-19 | 8 PM  | - | - | -   | -  | - | -  | - | -   |   |
| 07-04-19 | 9 PM  | - | - | -   | -  | - | -  | - | -   |   |
| 07-04-19 | 10 PM | 1 | 2 | 48  | 0  | 1 | 61 | 0 | 0.0 | Startup / Restart of ASP                                    |
| 07-04-19 | 11 PM | 2 | 0 | 268 | 1  | 1 | 23 | 0 | 0.0 | Startup / Restart of ASP                                    |
| 08-04-19 | 12 AM | 3 | 0 | 321 | 23 | 0 | 24 | 0 | 0.0 | Startup / Restart of ASP                                    |
| 08-04-19 | 1 AM  | 3 | 0 | 208 | 63 | 0 | 17 | 0 | 0.0 | Startup / Restart of ASP                                    |
| 08-04-19 | 2 AM  | 2 | 0 | 54  | 34 | 0 | 9  | 0 | 0.0 |   |
| 08-04-19 | 3 AM  | 2 | 0 | 150 | 3  | 1 | 6  | 0 | 0.0 |   |
| 08-04-19 | 4 AM  | 3 | 0 | 175 | 7  | 0 | 13 | 0 | 0.0 |   |
| 08-04-19 | 5 AM  | 2 | 0 | 78  | 3  | 0 | 8  | 0 | 0.0 |   |
| 08-04-19 | 6 AM  | 2 | 0 | 70  | 3  | 1 | 5  | 0 | 0.0 |   |
| 08-04-19 | 7 AM  | 3 | 0 | 159 | 4  | 0 | 10 | 0 | 0.0 |   |
| 08-04-19 | 8 AM  | 3 | 0 | 160 | 3  | 0 | 9  | 0 | 0.0 |   |
| 08-04-19 | 9 AM  | 0 | 0 | 72  | 0  | 0 | 2  | 0 | 0.0 |   |
| 08-04-19 | 10 AM | 3 | 0 | 368 | 0  | 0 | 7  | 0 | 0.0 | ASP was under performance optimisation during the reporting |



|          |       |   |   |     |   |     |    |   |     |   |
|----------|-------|---|---|-----|---|-----|----|---|-----|---|
|          |       |   |   |     |   |     |    |   |     | month which resulted in unstable emission   |
| 08-04-19 | 11 AM | 3 | 0 | 234 | 0 | 0   | 7  | 0 | 0.0 | ASP was under performance optimisation during the reporting month which resulted in unstable emission |
| 08-04-19 | 12 PM | 3 | 0 | 160 | 0 | 0   | 7  | 0 | 0.0 |   |
| 08-04-19 | 1 PM  | 3 | 0 | 151 | 0 | 0   | 6  | 0 | 0.0 |   |
| 08-04-19 | 2 PM  | 0 | 0 | 0   | 6 | 534 | 39 | 0 | 0.0 | ASP tripped and stopped   |
| 08-04-19 | 3 PM  | - | - | -   | - | -   | -  | - | -   |   |
| 08-04-19 | 4 PM  | - | - | -   | - | -   | -  | - | -   |   |
| 08-04-19 | 5 PM  | - | - | -   | - | -   | -  | - | -   |   |
| 08-04-19 | 6 PM  | - | - | -   | - | -   | -  | - | -   |   |
| 08-04-19 | 7 PM  | - | - | -   | - | -   | -  | - | -   |   |
| 08-04-19 | 8 PM  | - | - | -   | - | -   | -  | - | -   |   |
| 08-04-19 | 9 PM  | - | - | -   | - | -   | -  | - | -   |   |
| 08-04-19 | 10 PM | - | - | -   | - | -   | -  | - | -   |   |
| 08-04-19 | 11 PM | - | - | -   | - | -   | -  | - | -   |   |
| 09-04-19 | 12 AM | - | - | -   | - | -   | -  | - | -   |   |
| 09-04-19 | 1 AM  | - | - | -   | - | -   | -  | - | -   |   |
| 09-04-19 | 2 AM  | - | - | -   | - | -   | -  | - | -   |   |
| 09-04-19 | 3 AM  | - | - | -   | - | -   | -  | - | -   |   |
| 09-04-19 | 4 AM  | - | - | -   | - | -   | -  | - | -   |   |
| 09-04-19 | 5 AM  | - | - | -   | - | -   | -  | - | -   |   |
| 09-04-19 | 6 AM  | - | - | -   | - | -   | -  | - | -   |   |

|          |       |   |     |     |    |   |   |   |     |  |
|----------|-------|---|-----|-----|----|---|---|---|-----|--|
| 09-04-19 | 7 AM  | - | -   | -   | -  | - | - | - | -   |  |
| 09-04-19 | 8 AM  | - | -   | -   | -  | - | - | - | -   |  |
| 09-04-19 | 9 AM  | - | -   | -   | -  | - | - | - | -   |  |
| 09-04-19 | 10 AM | - | -   | -   | -  | - | - | - | -   |  |
| 09-04-19 | 11 AM | - | -   | -   | -  | - | - | - | -   |  |
| 09-04-19 | 12 PM | - | -   | -   | -  | - | - | - | -   |  |
| 09-04-19 | 1 PM  | - | -   | -   | -  | - | - | - | -   |  |
| 09-04-19 | 2 PM  | - | -   | -   | -  | - | - | - | -   |  |
| 09-04-19 | 3 PM  | - | -   | -   | -  | - | - | - | -   |  |
| 09-04-19 | 4 PM  | - | -   | -   | -  | - | - | - | -   |  |
| 09-04-19 | 5 PM  | - | -   | -   | -  | - | - | - | -   |  |
| 09-04-19 | 6 PM  | - | -   | -   | -  | - | - | - | -   |  |
| 09-04-19 | 7 PM  | - | -   | -   | -  | - | - | - | -   |  |
| 09-04-19 | 8 PM  | - | -   | -   | -  | - | - | - | -   |  |
| 09-04-19 | 9 PM  | 0 | 135 | 180 | 11 | 1 | 0 | 0 | 0.0 | Sensors error and measurements were resumed on 17 May 2019 |
| 09-04-19 | 10 PM | 0 | 174 | 235 | 17 | 0 | 0 | 0 | 0.0 | Sensors error and measurements were resumed on 17 May 2019 |
| 09-04-19 | 11 PM | 0 | 174 | 235 | 17 | 0 | 0 | 0 | 0.0 | Sensors error and measurements were resumed on 17 May 2019 |
| 10-04-19 | 12 AM | 0 | 174 | 235 | 17 | 0 | 0 | 0 | 0.0 | Sensors error and measurements were resumed on 17 May 2019 |

|                 |      |   |     |     |    |      |   |   |     |  |
|-----------------|------|---|-----|-----|----|------|---|---|-----|--|
| <b>10-04-19</b> | 1 AM | 0 | 174 | 235 | 17 | 0    | 0 | 0 | 0.0 | Sensors error and measurements were resumed on 17 May 2019 |
| <b>10-04-19</b> | 2 AM | 0 | 174 | 235 | 17 | 0    | 0 | 0 | 0.0 | Sensors error and measurements were resumed on 17 May 2019 |
| <b>10-04-19</b> | 3 AM | 0 | 174 | 235 | 17 | 0    | 0 | 0 | 0.0 | Sensors error and measurements were resumed on 17 May 2019 |
| <b>10-04-19</b> | 4 AM | 0 | 174 | 235 | 17 | 0    | 0 | 0 | 0.0 | Sensors error and measurements were resumed on 17 May 2019 |
| <b>10-04-19</b> | 5 AM | 0 | 174 | 235 | 17 | 0    | 0 | 0 | 0.0 | Sensors error and measurements were resumed on 17 May 2019 |
| <b>10-04-19</b> | 6 AM | 0 | 174 | 235 | 17 | 0    | 0 | 0 | 0.0 | Sensors error and measurements were resumed on 17 May 2019 |
| <b>10-04-19</b> | 7 AM | 0 | 34  | 41  | 1  | 294  | 5 | 0 | 0.0 | Sensors error and measurements were resumed on 17 May 2019 |
| <b>10-04-19</b> | 8 AM | 0 | 172 | 232 | 17 | 1860 | 0 | 0 | 0.0 | Sensors error and measurements were resumed on 17 May 2019 |

|          |       |   |     |     |    |     |   |   |     |  |
|----------|-------|---|-----|-----|----|-----|---|---|-----|--|
| 10-04-19 | 9 AM  | 0 | 28  | 33  | 0  | 157 | 0 | 0 | 0.0 | Sensors error and measurements were resumed on 17 May 2019 |
| 10-04-19 | 10 AM | 0 | 87  | 118 | 9  | 0   | 0 | 0 | 0.0 |  |
| 10-04-19 | 11 AM | 0 | 87  | 118 | 9  | 0   | 0 | 0 | 0.0 |  |
| 10-04-19 | 12 PM | 0 | 87  | 118 | 9  | 0   | 0 | 0 | 0.0 |  |
| 10-04-19 | 1 PM  | - | -   | -   | -  | -   | - | - | -   |  |
| 10-04-19 | 2 PM  | - | -   | -   | -  | -   | - | - | -   |  |
| 10-04-19 | 3 PM  | 0 | 87  | 117 | 9  | 0   | 0 | 0 | 0.0 |  |
| 10-04-19 | 4 PM  | - | -   | -   | -  | -   | - | - | -   |  |
| 10-04-19 | 5 PM  | 0 | 174 | 234 | 17 | 52  | 0 | 0 | 0.0 | Sensors error and measurements were resumed on 17 May 2019 |
| 10-04-19 | 6 PM  | 0 | 107 | 144 | 9  | 1   | 0 | 0 | 0.0 | Sensors error and measurements were resumed on 17 May 2019 |
| 10-04-19 | 7 PM  | 0 | 174 | 234 | 17 | 0   | 0 | 0 | 0.0 | Sensors error and measurements were resumed on 17 May 2019 |
| 10-04-19 | 8 PM  | 0 | 87  | 117 | 9  | 0   | 0 | 0 | 0.0 |  |
| 10-04-19 | 9 PM  | - | -   | -   | -  | -   | - | - | -   |  |
| 10-04-19 | 10 PM | - | -   | -   | -  | -   | - | - | -   |  |
| 10-04-19 | 11 PM | 0 | 87  | 118 | 9  | 0   | 0 | 0 | 0.0 |  |
| 11-04-19 | 12 AM | 0 | 174 | 235 | 17 | 0   | 0 | 0 | 0.0 | Sensors error and measurements were resumed on 17 May 2019 |

|                 |      |   |     |     |    |   |   |   |     |  |
|-----------------|------|---|-----|-----|----|---|---|---|-----|--|
| <b>11-04-19</b> | 1 AM | 0 | 174 | 235 | 17 | 0 | 0 | 0 | 0.0 | Sensors error and measurements were resumed on 17 May 2019 |
| <b>11-04-19</b> | 2 AM | 0 | 174 | 235 | 17 | 0 | 0 | 0 | 0.0 | Sensors error and measurements were resumed on 17 May 2019 |
| <b>11-04-19</b> | 3 AM | 0 | 174 | 235 | 17 | 0 | 0 | 0 | 0.0 | Sensors error and measurements were resumed on 17 May 2019 |
| <b>11-04-19</b> | 4 AM | 0 | 174 | 235 | 17 | 0 | 0 | 0 | 0.0 | Sensors error and measurements were resumed on 17 May 2019 |
| <b>11-04-19</b> | 5 AM | 0 | 174 | 235 | 17 | 0 | 0 | 0 | 0.0 | Sensors error and measurements were resumed on 17 May 2019 |
| <b>11-04-19</b> | 6 AM | 0 | 174 | 235 | 17 | 0 | 0 | 0 | 0.0 | Sensors error and measurements were resumed on 17 May 2019 |
| <b>11-04-19</b> | 7 AM | 0 | 174 | 235 | 17 | 0 | 0 | 0 | 0.0 | Sensors error and measurements were resumed on 17 May 2019 |
| <b>11-04-19</b> | 8 AM | 0 | 174 | 235 | 17 | 0 | 0 | 0 | 0.0 | Sensors error and measurements were resumed on 17 May 2019 |

|                 |       |   |     |     |    |   |   |   |     |  |
|-----------------|-------|---|-----|-----|----|---|---|---|-----|--|
| <b>11-04-19</b> | 9 AM  | 0 | 174 | 235 | 17 | 0 | 0 | 0 | 0.0 | Sensors error and measurements were resumed on 17 May 2019 |
| <b>11-04-19</b> | 10 AM | 0 | 174 | 235 | 17 | 0 | 0 | 0 | 0.0 | Sensors error and measurements were resumed on 17 May 2019 |
| <b>11-04-19</b> | 11 AM | 0 | 174 | 235 | 17 | 0 | 0 | 0 | 0.0 | Sensors error and measurements were resumed on 17 May 2019 |
| <b>11-04-19</b> | 12 PM | 0 | 174 | 235 | 17 | 0 | 0 | 0 | 0.0 | Sensors error and measurements were resumed on 17 May 2019 |
| <b>11-04-19</b> | 1 PM  | 0 | 174 | 235 | 17 | 0 | 0 | 0 | 0.0 | Sensors error and measurements were resumed on 17 May 2019 |
| <b>11-04-19</b> | 2 PM  | 0 | 174 | 235 | 17 | 0 | 0 | 0 | 0.0 | Sensors error and measurements were resumed on 17 May 2019 |
| <b>11-04-19</b> | 3 PM  | 0 | 174 | 235 | 17 | 0 | 0 | 0 | 0.0 | Sensors error and measurements were resumed on 17 May 2019 |
| <b>11-04-19</b> | 4 PM  | 0 | 174 | 235 | 17 | 0 | 0 | 0 | 0.0 | Sensors error and measurements were resumed on 17 May 2019 |

|                 |       |   |     |     |    |   |   |   |     |  |
|-----------------|-------|---|-----|-----|----|---|---|---|-----|--|
| <b>11-04-19</b> | 5 PM  | 0 | 174 | 235 | 17 | 0 | 0 | 0 | 0.0 | Sensors error and measurements were resumed on 17 May 2019 |
| <b>11-04-19</b> | 6 PM  | 0 | 174 | 235 | 17 | 0 | 0 | 0 | 0.0 | Sensors error and measurements were resumed on 17 May 2019 |
| <b>11-04-19</b> | 7 PM  | 0 | 174 | 235 | 17 | 0 | 0 | 0 | 0.0 | Sensors error and measurements were resumed on 17 May 2019 |
| <b>11-04-19</b> | 8 PM  | 0 | 174 | 235 | 17 | 0 | 0 | 0 | 0.0 | Sensors error and measurements were resumed on 17 May 2019 |
| <b>11-04-19</b> | 9 PM  | 0 | 174 | 235 | 17 | 0 | 0 | 0 | 0.0 | Sensors error and measurements were resumed on 17 May 2019 |
| <b>11-04-19</b> | 10 PM | 0 | 174 | 235 | 17 | 0 | 0 | 0 | 0.0 | Sensors error and measurements were resumed on 17 May 2019 |
| <b>11-04-19</b> | 11 PM | 0 | 174 | 235 | 17 | 0 | 0 | 0 | 0.0 | Sensors error and measurements were resumed on 17 May 2019 |
| <b>12-04-19</b> | 12 AM | 0 | 174 | 235 | 17 | 0 | 0 | 0 | 0.0 | Sensors error and measurements were resumed on 17 May 2019 |

|                 |      |   |     |     |    |   |   |   |     |  |
|-----------------|------|---|-----|-----|----|---|---|---|-----|--|
| <b>12-04-19</b> | 1 AM | 0 | 174 | 235 | 17 | 0 | 0 | 0 | 0.0 | Sensors error and measurements were resumed on 17 May 2019 |
| <b>12-04-19</b> | 2 AM | 0 | 174 | 235 | 17 | 0 | 0 | 0 | 0.0 | Sensors error and measurements were resumed on 17 May 2019 |
| <b>12-04-19</b> | 3 AM | 0 | 174 | 235 | 17 | 0 | 0 | 0 | 0.0 | Sensors error and measurements were resumed on 17 May 2019 |
| <b>12-04-19</b> | 4 AM | 0 | 174 | 235 | 17 | 0 | 0 | 0 | 0.0 | Sensors error and measurements were resumed on 17 May 2019 |
| <b>12-04-19</b> | 5 AM | 0 | 174 | 235 | 17 | 0 | 0 | 0 | 0.0 | Sensors error and measurements were resumed on 17 May 2019 |
| <b>12-04-19</b> | 6 AM | 0 | 174 | 235 | 17 | 0 | 0 | 0 | 0.0 | Sensors error and measurements were resumed on 17 May 2019 |
| <b>12-04-19</b> | 7 AM | 0 | 174 | 235 | 17 | 0 | 0 | 0 | 0.0 | Sensors error and measurements were resumed on 17 May 2019 |
| <b>12-04-19</b> | 8 AM | 0 | 174 | 235 | 17 | 0 | 0 | 0 | 0.0 | Sensors error and measurements were resumed on 17 May 2019 |



|          |       |   |     |     |    |   |   |   |     |  |
|----------|-------|---|-----|-----|----|---|---|---|-----|--|
| 12-04-19 | 9 AM  | 0 | 174 | 235 | 17 | 0 | 0 | 0 | 0.0 | Sensors error and measurements were resumed on 17 May 2019 |
| 12-04-19 | 10 AM | 0 | 174 | 235 | 17 | 0 | 0 | 0 | 0.0 | Sensors error and measurements were resumed on 17 May 2019 |
| 12-04-19 | 11 AM | - | -   | -   | -  | - | - | - | -   |  |
| 12-04-19 | 12 PM | - | -   | -   | -  | - | - | - | -   |  |
| 12-04-19 | 1 PM  | - | -   | -   | -  | - | - | - | -   |  |
| 12-04-19 | 2 PM  | - | -   | -   | -  | - | - | - | -   |  |
| 12-04-19 | 3 PM  | - | -   | -   | -  | - | - | - | -   |  |
| 12-04-19 | 4 PM  | 0 | 87  | 118 | 9  | 0 | 0 | 0 | 0.0 |  |
| 12-04-19 | 5 PM  | 0 | 174 | 235 | 17 | 0 | 0 | 0 | 0.0 | Sensors error and measurements were resumed on 17 May 2019 |
| 12-04-19 | 6 PM  | 0 | 168 | 233 | 16 | 0 | 0 | 0 | 0.0 | Sensors error and measurements were resumed on 17 May 2019 |
| 12-04-19 | 7 PM  | 0 | 143 | 224 | 13 | 0 | 0 | 0 | 0.0 | Sensors error and measurements were resumed on 17 May 2019 |
| 12-04-19 | 8 PM  | 0 | 174 | 235 | 17 | 0 | 0 | 0 | 0.0 | Sensors error and measurements were resumed on 17 May 2019 |
| 12-04-19 | 9 PM  | 0 | 174 | 235 | 17 | 0 | 0 | 0 | 0.0 | Sensors error and measurements                             |

|                 |       |   |     |     |    |   |   |   |     |   |
|-----------------|-------|---|-----|-----|----|---|---|---|-----|---|
|                 |       |   |     |     |    |   |   |   |     | were resumed on<br>17 May 2019                                      |
| <b>12-04-19</b> | 10 PM | 0 | 87  | 118 | 9  | 0 | 0 | 0 | 0.0 |   |
| <b>12-04-19</b> | 11 PM | - | -   | -   | -  | - | - | - | -   |   |
| <b>13-04-19</b> | 12 AM | - | -   | -   | -  | - | - | - | -   |   |
| <b>13-04-19</b> | 1 AM  | - | -   | -   | -  | - | - | - | -   |   |
| <b>13-04-19</b> | 2 AM  | - | -   | -   | -  | - | - | - | -   |   |
| <b>13-04-19</b> | 3 AM  | - | -   | -   | -  | - | - | - | -   |   |
| <b>13-04-19</b> | 4 AM  | - | -   | -   | -  | - | - | - | -   |   |
| <b>13-04-19</b> | 5 AM  | 0 | 174 | 235 | 17 | 0 | 0 | 0 | 0.0 | Sensors error and<br>measurements<br>were resumed on<br>17 May 2019 |
| <b>13-04-19</b> | 6 AM  | 0 | 174 | 235 | 17 | 0 | 0 | 0 | 0.0 | Sensors error and<br>measurements<br>were resumed on<br>17 May 2019 |
| <b>13-04-19</b> | 7 AM  | 0 | 174 | 235 | 17 | 0 | 0 | 0 | 0.0 | Sensors error and<br>measurements<br>were resumed on<br>17 May 2019 |
| <b>13-04-19</b> | 8 AM  | 0 | 174 | 235 | 17 | 0 | 0 | 0 | 0.0 | Sensors error and<br>measurements<br>were resumed on<br>17 May 2019 |
| <b>13-04-19</b> | 9 AM  | 0 | 174 | 235 | 17 | 0 | 0 | 0 | 0.0 | Sensors error and<br>measurements<br>were resumed on<br>17 May 2019 |
| <b>13-04-19</b> | 10 AM | 0 | 174 | 235 | 17 | 0 | 0 | 0 | 0.0 | Sensors error and<br>measurements                                   |

|                 |       |   |     |     |    |   |   |   |     |  |
|-----------------|-------|---|-----|-----|----|---|---|---|-----|--|
|                 |       |   |     |     |    |   |   |   |     | were resumed on 17 May 2019                                |
| <b>13-04-19</b> | 11 AM | 0 | 174 | 235 | 17 | 0 | 0 | 0 | 0.0 | Sensors error and measurements were resumed on 17 May 2019 |
| <b>13-04-19</b> | 12 PM | 4 | 80  | 182 | 8  | 0 | 0 | 0 | 0.5 |  |
| <b>13-04-19</b> | 1 PM  | 0 | 15  | 28  | 0  | 0 | 0 | 0 | 0.0 |  |
| <b>13-04-19</b> | 2 PM  | 7 | 0   | 127 | 0  | 0 | 1 | 0 | 0.0 | Sensors error and measurements were resumed on 17 May 2019 |
| <b>13-04-19</b> | 3 PM  | 7 | 0   | 100 | 0  | 0 | 4 | 0 | 0.0 | Sensors error and measurements were resumed on 17 May 2019 |
| <b>13-04-19</b> | 4 PM  | 7 | 0   | 124 | 0  | 0 | 5 | 0 | 0.0 | Sensors error and measurements were resumed on 17 May 2019 |
| <b>13-04-19</b> | 5 PM  | 7 | 0   | 143 | 0  | 0 | 6 | 0 | 0.0 | Sensors error and measurements were resumed on 17 May 2019 |
| <b>13-04-19</b> | 6 PM  | 0 | 116 | 160 | 9  | 0 | 0 | 0 | 0.0 | Sensors error and measurements were resumed on 17 May 2019 |
| <b>13-04-19</b> | 7 PM  | 0 | 174 | 235 | 17 | 0 | 0 | 0 | 0.0 | Sensors error and measurements were resumed on 17 May 2019 |

|                 |       |   |     |     |    |   |   |   |     |  |
|-----------------|-------|---|-----|-----|----|---|---|---|-----|--|
| <b>13-04-19</b> | 8 PM  | 0 | 174 | 235 | 17 | 0 | 0 | 0 | 0.0 | Sensors error and measurements were resumed on 17 May 2019 |
| <b>13-04-19</b> | 9 PM  | 0 | 174 | 235 | 17 | 0 | 0 | 0 | 0.0 | Sensors error and measurements were resumed on 17 May 2019 |
| <b>13-04-19</b> | 10 PM | 0 | 174 | 235 | 17 | 0 | 0 | 0 | 0.0 | Sensors error and measurements were resumed on 17 May 2019 |
| <b>13-04-19</b> | 11 PM | 0 | 87  | 118 | 9  | 0 | 0 | 0 | 0.0 |  |
| <b>14-04-19</b> | 12 AM | - | -   | -   | -  | - | - | - | -   |  |
| <b>14-04-19</b> | 1 AM  | 0 | 159 | 219 | 15 | 0 | 0 | 0 | 0.0 | Sensors error and measurements were resumed on 17 May 2019 |
| <b>14-04-19</b> | 2 AM  | 0 | 174 | 235 | 17 | 0 | 0 | 0 | 0.0 | Sensors error and measurements were resumed on 17 May 2019 |
| <b>14-04-19</b> | 3 AM  | 0 | 174 | 235 | 17 | 5 | 0 | 0 | 0.0 | Sensors error and measurements were resumed on 17 May 2019 |
| <b>14-04-19</b> | 4 AM  | 0 | 174 | 235 | 17 | 0 | 0 | 0 | 0.0 | Sensors error and measurements were resumed on 17 May 2019 |
| <b>14-04-19</b> | 5 AM  | 0 | 174 | 235 | 17 | 0 | 0 | 0 | 0.0 | Sensors error and measurements                             |

|                 |       |   |     |     |    |   |   |   |     |  |
|-----------------|-------|---|-----|-----|----|---|---|---|-----|--|
|                 |       |   |     |     |    |   |   |   |     | were resumed on 17 May 2019                                |
| <b>14-04-19</b> | 6 AM  | 0 | 164 | 220 | 16 | 0 | 0 | 0 | 0.0 | Sensors error and measurements were resumed on 17 May 2019 |
| <b>14-04-19</b> | 7 AM  | 0 | 154 | 206 | 14 | 0 | 0 | 0 | 0.0 | Sensors error and measurements were resumed on 17 May 2019 |
| <b>14-04-19</b> | 8 AM  | 0 | 174 | 235 | 17 | 0 | 0 | 0 | 0.0 | Sensors error and measurements were resumed on 17 May 2019 |
| <b>14-04-19</b> | 9 AM  | 0 | 174 | 235 | 17 | 0 | 0 | 0 | 0.0 | Sensors error and measurements were resumed on 17 May 2019 |
| <b>14-04-19</b> | 10 AM | 0 | 174 | 235 | 17 | 0 | 0 | 0 | 0.0 | Sensors error and measurements were resumed on 17 May 2019 |
| <b>14-04-19</b> | 11 AM | 0 | 152 | 211 | 14 | 0 | 0 | 0 | 0.0 | Sensors error and measurements were resumed on 17 May 2019 |
| <b>14-04-19</b> | 12 PM | 0 | 174 | 235 | 17 | 0 | 0 | 0 | 0.0 | Sensors error and measurements were resumed on 17 May 2019 |
| <b>14-04-19</b> | 1 PM  | 0 | 174 | 235 | 17 | 0 | 0 | 0 | 0.0 | Sensors error and measurements                             |

|                 |      |   |     |     |    |   |   |   |     |  |
|-----------------|------|---|-----|-----|----|---|---|---|-----|--|
|                 |      |   |     |     |    |   |   |   |     | were resumed on 17 May 2019                                |
| <b>14-04-19</b> | 2 PM | 0 | 174 | 235 | 17 | 0 | 0 | 0 | 0.0 | Sensors error and measurements were resumed on 17 May 2019 |
| <b>14-04-19</b> | 3 PM | 0 | 174 | 235 | 17 | 0 | 0 | 0 | 0.0 | Sensors error and measurements were resumed on 17 May 2019 |
| <b>14-04-19</b> | 4 PM | 0 | 174 | 235 | 17 | 0 | 0 | 0 | 0.0 | Sensors error and measurements were resumed on 17 May 2019 |
| <b>14-04-19</b> | 5 PM | 0 | 174 | 235 | 17 | 0 | 0 | 0 | 0.0 | Sensors error and measurements were resumed on 17 May 2019 |
| <b>14-04-19</b> | 6 PM | 0 | 124 | 184 | 10 | 0 | 0 | 0 | 0.0 | Sensors error and measurements were resumed on 17 May 2019 |
| <b>14-04-19</b> | 7 PM | 0 | 174 | 235 | 17 | 0 | 0 | 0 | 0.0 | Sensors error and measurements were resumed on 17 May 2019 |
| <b>14-04-19</b> | 8 PM | 0 | 174 | 235 | 17 | 0 | 0 | 0 | 0.0 | Sensors error and measurements were resumed on 17 May 2019 |
| <b>14-04-19</b> | 9 PM | 0 | 174 | 235 | 17 | 0 | 0 | 0 | 0.0 | Sensors error and measurements                             |

|                 |       |   |     |     |    |   |   |   |     |  |
|-----------------|-------|---|-----|-----|----|---|---|---|-----|--|
|                 |       |   |     |     |    |   |   |   |     | were resumed on 17 May 2019                                |
| <b>14-04-19</b> | 10 PM | 0 | 174 | 235 | 17 | 0 | 0 | 0 | 0.0 | Sensors error and measurements were resumed on 17 May 2019 |
| <b>14-04-19</b> | 11 PM | 0 | 174 | 235 | 17 | 0 | 0 | 0 | 0.0 | Sensors error and measurements were resumed on 17 May 2019 |
| <b>15-04-19</b> | 12 AM | 0 | 174 | 235 | 17 | 0 | 0 | 0 | 0.0 | Sensors error and measurements were resumed on 17 May 2019 |
| <b>15-04-19</b> | 1 AM  | 0 | 174 | 235 | 17 | 0 | 0 | 0 | 0.0 | Sensors error and measurements were resumed on 17 May 2019 |
| <b>15-04-19</b> | 2 AM  | 0 | 174 | 235 | 17 | 0 | 0 | 0 | 0.0 | Sensors error and measurements were resumed on 17 May 2019 |
| <b>15-04-19</b> | 3 AM  | 0 | 174 | 235 | 17 | 0 | 0 | 0 | 0.0 | Sensors error and measurements were resumed on 17 May 2019 |
| <b>15-04-19</b> | 4 AM  | 0 | 174 | 235 | 17 | 0 | 0 | 0 | 0.0 | Sensors error and measurements were resumed on 17 May 2019 |
| <b>15-04-19</b> | 5 AM  | 0 | 174 | 235 | 17 | 0 | 0 | 0 | 0.0 | Sensors error and measurements                             |

|                 |       |   |     |     |    |   |   |   |     |  |
|-----------------|-------|---|-----|-----|----|---|---|---|-----|--|
|                 |       |   |     |     |    |   |   |   |     | were resumed on 17 May 2019                                |
| <b>15-04-19</b> | 6 AM  | 0 | 174 | 235 | 17 | 0 | 0 | 0 | 0.0 | Sensors error and measurements were resumed on 17 May 2019 |
| <b>15-04-19</b> | 7 AM  | 0 | 174 | 235 | 17 | 0 | 0 | 0 | 0.0 | Sensors error and measurements were resumed on 17 May 2019 |
| <b>15-04-19</b> | 8 AM  | 0 | 174 | 235 | 17 | 0 | 0 | 0 | 0.0 | Sensors error and measurements were resumed on 17 May 2019 |
| <b>15-04-19</b> | 9 AM  | 0 | 174 | 235 | 17 | 0 | 0 | 0 | 0.0 | Sensors error and measurements were resumed on 17 May 2019 |
| <b>15-04-19</b> | 10 AM | 0 | 174 | 235 | 17 | 0 | 0 | 0 | 0.0 | Sensors error and measurements were resumed on 17 May 2019 |
| <b>15-04-19</b> | 11 AM | 0 | 174 | 235 | 17 | 0 | 0 | 0 | 0.0 | Sensors error and measurements were resumed on 17 May 2019 |
| <b>15-04-19</b> | 12 PM | 0 | 174 | 235 | 17 | 0 | 0 | 0 | 0.0 | Sensors error and measurements were resumed on 17 May 2019 |
| <b>15-04-19</b> | 1 PM  | 0 | 174 | 235 | 17 | 0 | 0 | 0 | 0.0 | Sensors error and measurements                             |



|                 |      |   |     |     |    |    |   |   |     |  |
|-----------------|------|---|-----|-----|----|----|---|---|-----|--|
|                 |      |   |     |     |    |    |   |   |     | were resumed on 17 May 2019                                |
| <b>15-04-19</b> | 2 PM | 0 | 120 | 159 | 9  | 0  | 0 | 0 | 0.0 | Sensors error and measurements were resumed on 17 May 2019 |
| <b>15-04-19</b> | 3 PM | 0 | 165 | 222 | 16 | 0  | 0 | 0 | 0.0 | Sensors error and measurements were resumed on 17 May 2019 |
| <b>15-04-19</b> | 4 PM | 0 | 174 | 235 | 17 | 0  | 0 | 0 | 0.0 | Sensors error and measurements were resumed on 17 May 2019 |
| <b>15-04-19</b> | 5 PM | 0 | 174 | 235 | 17 | 11 | 0 | 0 | 0.0 | Sensors error and measurements were resumed on 17 May 2019 |
| <b>15-04-19</b> | 6 PM | 0 | 174 | 235 | 17 | 4  | 0 | 0 | 0.0 | Sensors error and measurements were resumed on 17 May 2019 |
| <b>15-04-19</b> | 7 PM | 0 | 174 | 235 | 17 | 0  | 0 | 0 | 0.0 | Sensors error and measurements were resumed on 17 May 2019 |
| <b>15-04-19</b> | 8 PM | 0 | 174 | 235 | 17 | 0  | 0 | 0 | 0.0 | Sensors error and measurements were resumed on 17 May 2019 |
| <b>15-04-19</b> | 9 PM | 0 | 174 | 235 | 17 | 0  | 0 | 0 | 0.0 | Sensors error and measurements                             |

|                 |       |   |     |     |    |   |   |   |     |  |
|-----------------|-------|---|-----|-----|----|---|---|---|-----|--|
|                 |       |   |     |     |    |   |   |   |     | were resumed on 17 May 2019                                |
| <b>15-04-19</b> | 10 PM | 0 | 174 | 235 | 17 | 0 | 0 | 0 | 0.0 | Sensors error and measurements were resumed on 17 May 2019 |
| <b>15-04-19</b> | 11 PM | 0 | 174 | 235 | 17 | 0 | 0 | 0 | 0.0 | Sensors error and measurements were resumed on 17 May 2019 |
| <b>16-04-19</b> | 12 AM | 0 | 174 | 235 | 17 | 0 | 0 | 0 | 0.0 | Sensors error and measurements were resumed on 17 May 2019 |
| <b>16-04-19</b> | 1 AM  | 0 | 174 | 235 | 17 | 0 | 0 | 0 | 0.0 | Sensors error and measurements were resumed on 17 May 2019 |
| <b>16-04-19</b> | 2 AM  | 0 | 174 | 235 | 17 | 0 | 0 | 0 | 0.0 | Sensors error and measurements were resumed on 17 May 2019 |
| <b>16-04-19</b> | 3 AM  | 0 | 174 | 235 | 17 | 0 | 0 | 0 | 0.0 | Sensors error and measurements were resumed on 17 May 2019 |
| <b>16-04-19</b> | 4 AM  | 0 | 174 | 235 | 17 | 0 | 0 | 0 | 0.0 | Sensors error and measurements were resumed on 17 May 2019 |
| <b>16-04-19</b> | 5 AM  | 0 | 174 | 235 | 17 | 0 | 0 | 0 | 0.0 | Sensors error and measurements                             |

|                 |       |   |     |     |    |   |   |   |     |  |
|-----------------|-------|---|-----|-----|----|---|---|---|-----|--|
|                 |       |   |     |     |    |   |   |   |     | were resumed on 17 May 2019                                |
| <b>16-04-19</b> | 6 AM  | 0 | 174 | 235 | 17 | 0 | 0 | 0 | 0.0 | Sensors error and measurements were resumed on 17 May 2019 |
| <b>16-04-19</b> | 7 AM  | 0 | 174 | 235 | 17 | 0 | 0 | 0 | 0.0 | Sensors error and measurements were resumed on 17 May 2019 |
| <b>16-04-19</b> | 8 AM  | 0 | 174 | 235 | 17 | 0 | 0 | 0 | 0.0 | Sensors error and measurements were resumed on 17 May 2019 |
| <b>16-04-19</b> | 9 AM  | 0 | 174 | 235 | 17 | 0 | 0 | 0 | 0.0 | Sensors error and measurements were resumed on 17 May 2019 |
| <b>16-04-19</b> | 10 AM | 0 | 174 | 235 | 17 | 0 | 0 | 0 | 0.0 | Sensors error and measurements were resumed on 17 May 2019 |
| <b>16-04-19</b> | 11 AM | 0 | 174 | 235 | 17 | 0 | 0 | 0 | 0.0 | Sensors error and measurements were resumed on 17 May 2019 |
| <b>16-04-19</b> | 12 PM | 0 | 174 | 235 | 17 | 0 | 0 | 0 | 0.0 | Sensors error and measurements were resumed on 17 May 2019 |
| <b>16-04-19</b> | 1 PM  | 0 | 174 | 235 | 17 | 0 | 0 | 0 | 0.0 | Sensors error and measurements                             |

|                 |      |   |     |     |    |   |   |   |     |  |
|-----------------|------|---|-----|-----|----|---|---|---|-----|--|
|                 |      |   |     |     |    |   |   |   |     | were resumed on 17 May 2019                                |
| <b>16-04-19</b> | 2 PM | 0 | 174 | 235 | 17 | 0 | 0 | 0 | 0.0 | Sensors error and measurements were resumed on 17 May 2019 |
| <b>16-04-19</b> | 3 PM | 0 | 174 | 235 | 17 | 0 | 0 | 0 | 0.0 | Sensors error and measurements were resumed on 17 May 2019 |
| <b>16-04-19</b> | 4 PM | 0 | 174 | 235 | 17 | 0 | 0 | 0 | 0.0 | Sensors error and measurements were resumed on 17 May 2019 |
| <b>16-04-19</b> | 5 PM | 0 | 174 | 235 | 17 | 0 | 0 | 0 | 0.0 | Sensors error and measurements were resumed on 17 May 2019 |
| <b>16-04-19</b> | 6 PM | 0 | 174 | 235 | 17 | 0 | 0 | 0 | 0.0 | Sensors error and measurements were resumed on 17 May 2019 |
| <b>16-04-19</b> | 7 PM | 0 | 174 | 235 | 17 | 0 | 0 | 0 | 0.0 | Sensors error and measurements were resumed on 17 May 2019 |
| <b>16-04-19</b> | 8 PM | 0 | 174 | 235 | 17 | 0 | 0 | 0 | 0.0 | Sensors error and measurements were resumed on 17 May 2019 |
| <b>16-04-19</b> | 9 PM | 0 | 174 | 235 | 17 | 0 | 0 | 0 | 0.0 | Sensors error and measurements                             |

|                 |       |   |     |     |    |   |   |   |     |  |
|-----------------|-------|---|-----|-----|----|---|---|---|-----|--|
|                 |       |   |     |     |    |   |   |   |     | were resumed on 17 May 2019                                |
| <b>16-04-19</b> | 10 PM | 0 | 174 | 235 | 17 | 0 | 0 | 0 | 0.0 | Sensors error and measurements were resumed on 17 May 2019 |
| <b>16-04-19</b> | 11 PM | 0 | 174 | 235 | 17 | 0 | 0 | 0 | 0.0 | Sensors error and measurements were resumed on 17 May 2019 |
| <b>17-04-19</b> | 12 AM | - | -   | -   | -  | - | - | - | -   |  |
| <b>17-04-19</b> | 1 AM  | - | -   | -   | -  | - | - | - | -   |  |
| <b>17-04-19</b> | 2 AM  | 0 | 174 | 234 | 17 | 0 | 0 | 0 | 0.0 | Sensors error and measurements were resumed on 17 May 2019 |
| <b>17-04-19</b> | 3 AM  | 0 | 174 | 235 | 17 | 0 | 0 | 0 | 0.0 | Sensors error and measurements were resumed on 17 May 2019 |
| <b>17-04-19</b> | 4 AM  | 0 | 174 | 235 | 17 | 0 | 0 | 0 | 0.0 | Sensors error and measurements were resumed on 17 May 2019 |
| <b>17-04-19</b> | 5 AM  | 0 | 174 | 235 | 17 | 0 | 0 | 0 | 0.0 | Sensors error and measurements were resumed on 17 May 2019 |
| <b>17-04-19</b> | 6 AM  | 0 | 174 | 235 | 17 | 0 | 0 | 0 | 0.0 | Sensors error and measurements were resumed on 17 May 2019 |

|          |       |   |     |     |    |   |    |   |     |  |
|----------|-------|---|-----|-----|----|---|----|---|-----|--|
| 17-04-19 | 7 AM  | 0 | 174 | 235 | 17 | 0 | 0  | 0 | 0.0 | Sensors error and measurements were resumed on 17 May 2019 |
| 17-04-19 | 8 AM  | 0 | 174 | 235 | 17 | 0 | 0  | 0 | 0.0 | Sensors error and measurements were resumed on 17 May 2019 |
| 17-04-19 | 9 AM  | 0 | 174 | 235 | 17 | 0 | 0  | 0 | 0.0 | Sensors error and measurements were resumed on 17 May 2019 |
| 17-04-19 | 10 AM | 0 | 174 | 235 | 17 | 0 | 0  | 0 | 0.0 | Sensors error and measurements were resumed on 17 May 2019 |
| 17-04-19 | 11 AM | 0 | 174 | 235 | 17 | 0 | 0  | 0 | 0.0 | Sensors error and measurements were resumed on 17 May 2019 |
| 17-04-19 | 12 PM | 0 | 28  | 37  | 0  | 0 | 0  | 0 | 0.0 |  |
| 17-04-19 | 1 PM  | 0 | 19  | 26  | 0  | 0 | 0  | 0 | 0.0 |  |
| 17-04-19 | 2 PM  | - | -   | -   | -  | - | -  | - | -   |  |
| 17-04-19 | 3 PM  | - | -   | -   | -  | - | -  | - | -   |  |
| 17-04-19 | 4 PM  | - | -   | -   | -  | - | -  | - | -   |  |
| 17-04-19 | 5 PM  | - | -   | -   | -  | - | -  | - | -   |  |
| 17-04-19 | 6 PM  | - | -   | -   | -  | - | -  | - | -   |  |
| 17-04-19 | 7 PM  | - | -   | -   | -  | - | -  | - | -   |  |
| 17-04-19 | 8 PM  | 1 | 0   | 127 | 1  | 0 | 24 | 0 | 0.5 | Startup of ASP   |
| 17-04-19 | 9 PM  | 3 | 0   | 385 | 0  | 0 | 30 | 0 | 0.0 | Startup of ASP   |
| 17-04-19 | 10 PM | 3 | 0   | 289 | 1  | 0 | 17 | 0 | 0.0 | Startup of ASP   |

|          |       |   |   |     |    |   |    |   |     |   |
|----------|-------|---|---|-----|----|---|----|---|-----|---|
| 17-04-19 | 11 PM | 2 | 0 | 141 | 3  | 0 | 22 | 0 | 0.0 |   |
| 18-04-19 | 12 AM | 2 | 0 | 151 | 3  | 0 | 18 | 0 | 0.0 |   |
| 18-04-19 | 1 AM  | 2 | 0 | 166 | 3  | 0 | 15 | 0 | 0.0 |   |
| 18-04-19 | 2 AM  | 2 | 0 | 143 | 3  | 0 | 13 | 0 | 0.0 |   |
| 18-04-19 | 3 AM  | 2 | 0 | 129 | 3  | 0 | 12 | 0 | 0.0 |   |
| 18-04-19 | 4 AM  | 2 | 0 | 107 | 3  | 0 | 13 | 0 | 0.0 |   |
| 18-04-19 | 5 AM  | 2 | 0 | 90  | 3  | 0 | 13 | 0 | 0.0 |   |
| 18-04-19 | 6 AM  | 2 | 0 | 101 | 1  | 0 | 9  | 0 | 0.0 |   |
| 18-04-19 | 7 AM  | 2 | 0 | 56  | 1  | 0 | 18 | 0 | 0.0 |   |
| 18-04-19 | 8 AM  | 3 | 0 | 104 | 2  | 0 | 16 | 0 | 0.0 |   |
| 18-04-19 | 9 AM  | 1 | 0 | 69  | 6  | 0 | 25 | 0 | 0.0 |   |
| 18-04-19 | 10 AM | 2 | 0 | 61  | 34 | 0 | 26 | 0 | 0.0 |   |
| 18-04-19 | 11 AM | 2 | 0 | 56  | 11 | 0 | 21 | 0 | 0.0 |   |
| 18-04-19 | 12 PM | 1 | 0 | 29  | 4  | 0 | 10 | 0 | 0.0 |   |
| 18-04-19 | 1 PM  | - | - | -   | -  | - | -  | - | -   |   |
| 18-04-19 | 2 PM  | 5 | 0 | 111 | 2  | 0 | 3  | 0 | 0.5 |   |
| 18-04-19 | 3 PM  | 3 | 0 | 143 | 36 | 0 | 6  | 0 | 0.0 |   |
| 18-04-19 | 4 PM  | 2 | 0 | 110 | 71 | 0 | 9  | 0 | 0.0 | ASP was under performance optimisation during the reporting month which resulted in unstable emission |
| 18-04-19 | 5 PM  | 3 | 0 | 49  | 35 | 0 | 14 | 0 | 0.0 |   |
| 18-04-19 | 6 PM  | 0 | 0 | 9   | 2  | 2 | 7  | 0 | 0.0 |   |
| 18-04-19 | 7 PM  | 2 | 0 | 78  | 5  | 0 | 13 | 0 | 0.0 |   |
| 18-04-19 | 8 PM  | 1 | 0 | 24  | 0  | 1 | 5  | 0 | 0.0 |   |
| 18-04-19 | 9 PM  | 3 | 0 | 372 | 2  | 0 | 7  | 0 | 0.0 | ASP was under performance   |

|                 |       |   |   |     |   |   |   |   |     |   |
|-----------------|-------|---|---|-----|---|---|---|---|-----|---|
|                 |       |   |   |     |   |   |   |   |     | optimisation during the reporting month which resulted in unstable emission                           |
| <b>18-04-19</b> | 10 PM | 3 | 0 | 365 | 1 | 0 | 6 | 0 | 0.0 | ASP was under performance optimisation during the reporting month which resulted in unstable emission |
| <b>18-04-19</b> | 11 PM | 3 | 0 | 318 | 0 | 0 | 6 | 0 | 0.0 | ASP was under performance optimisation during the reporting month which resulted in unstable emission |
| <b>19-04-19</b> | 12 AM | 3 | 0 | 269 | 0 | 0 | 5 | 0 | 0.0 | ASP was under performance optimisation during the reporting month which resulted in unstable emission |
| <b>19-04-19</b> | 1 AM  | 3 | 0 | 147 | 0 | 0 | 5 | 0 | 0.0 |   |
| <b>19-04-19</b> | 2 AM  | 3 | 0 | 61  | 0 | 0 | 5 | 0 | 0.0 |   |
| <b>19-04-19</b> | 3 AM  | 0 | 0 | 3   | 0 | 1 | 1 | 0 | 0.0 |   |
| <b>19-04-19</b> | 4 AM  | 2 | 0 | 13  | 0 | 0 | 3 | 0 | 0.0 |   |
| <b>19-04-19</b> | 5 AM  | 0 | 0 | 0   | 0 | 0 | 1 | 0 | 0.0 |   |
| <b>19-04-19</b> | 6 AM  | 0 | 0 | 0   | 0 | 1 | 0 | 0 | 0.0 |   |



|          |       |   |    |     |     |    |     |   |     |   |
|----------|-------|---|----|-----|-----|----|-----|---|-----|---|
| 19-04-19 | 7 AM  | 0 | 11 | 16  | 0   | 17 | 1   | 0 | 0.0 |   |
| 19-04-19 | 8 AM  | 0 | 31 | 0   | 0   | 3  | 264 | 0 | 0.0 | ASP was under performance optimisation during the reporting month which resulted in unstable emission |
| 19-04-19 | 9 AM  | 0 | 0  | 0   | 0   | 0  | 0   | 0 | 0.0 |   |
| 19-04-19 | 10 AM | 1 | 0  | 9   | 0   | 0  | 18  | 0 | 0.0 |   |
| 19-04-19 | 11 AM | - | -  | -   | -   | -  | -   | - | -   |   |
| 19-04-19 | 12 PM | - | -  | -   | -   | -  | -   | - | -   |   |
| 19-04-19 | 1 PM  | - | -  | -   | -   | -  | -   | - | -   |   |
| 19-04-19 | 2 PM  | - | -  | -   | -   | -  | -   | - | -   |   |
| 19-04-19 | 3 PM  | 0 | 0  | 17  | 5   | 0  | 1   | 0 | 0.0 | Startup of ASP  |
| 19-04-19 | 4 PM  | 2 | 0  | 316 | 74  | 0  | 17  | 0 | 0.0 | Startup of ASP  |
| 19-04-19 | 5 PM  | 1 | 0  | 217 | 48  | 0  | 16  | 0 | 0.0 | ASP tripped and stopped   |
| 19-04-19 | 6 PM  | - | -  | -   | -   | -  | -   | - | -   |   |
| 19-04-19 | 7 PM  | - | -  | -   | -   | -  | -   | - | -   |   |
| 19-04-19 | 8 PM  | 1 | 0  | 98  | 99  | 0  | 28  | 0 | 0.5 | Startup / restart of ASP  |
| 19-04-19 | 9 PM  | 2 | 0  | 398 | 104 | 0  | 34  | 0 | 0.0 | Startup / restart of ASP  |
| 19-04-19 | 10 PM | 3 | 0  | 363 | 45  | 0  | 20  | 0 | 0.0 | Startup / restart of ASP  |
| 19-04-19 | 11 PM | 2 | 0  | 155 | 15  | 0  | 21  | 0 | 0.0 |   |
| 20-04-19 | 12 AM | 2 | 0  | 131 | 6   | 0  | 19  | 0 | 0.0 |   |
| 20-04-19 | 1 AM  | 2 | 0  | 186 | 5   | 0  | 18  | 0 | 0.0 |   |
| 20-04-19 | 2 AM  | 1 | 0  | 66  | 3   | 0  | 9   | 0 | 0.0 |   |
| 20-04-19 | 3 AM  | 0 | 0  | 44  | 0   | 0  | 2   | 0 | 0.0 |   |

|          |       |   |    |     |   |    |     |   |     |   |
|----------|-------|---|----|-----|---|----|-----|---|-----|---|
| 20-04-19 | 4 AM  | 0 | 0  | 28  | 0 | 0  | 3   | 0 | 0.0 |   |
| 20-04-19 | 5 AM  | 0 | 0  | 11  | 0 | 0  | 1   | 0 | 0.0 |   |
| 20-04-19 | 6 AM  | 0 | 0  | 19  | 0 | 0  | 1   | 0 | 0.0 |   |
| 20-04-19 | 7 AM  | 0 | 0  | 25  | 0 | 1  | 1   | 0 | 0.0 |   |
| 20-04-19 | 8 AM  | 0 | 0  | 10  | 0 | 1  | 1   | 0 | 0.0 |   |
| 20-04-19 | 9 AM  | 0 | 1  | 8   | 0 | 2  | 2   | 0 | 0.0 |   |
| 20-04-19 | 10 AM | - | -  | -   | - | -  | -   | - | -   |   |
| 20-04-19 | 11 AM | - | -  | -   | - | -  | -   | - | -   |   |
| 20-04-19 | 12 PM | 0 | 0  | 2   | 0 | 0  | 3   | 0 | 0.0 |   |
| 20-04-19 | 1 PM  | 0 | 0  | 2   | 0 | 0  | 3   | 0 | 0.0 |   |
| 20-04-19 | 2 PM  | 3 | 0  | 7   | 0 | 0  | 3   | 0 | 0.0 |   |
| 20-04-19 | 3 PM  | 0 | 0  | 1   | 0 | 0  | 2   | 0 | 0.0 |   |
| 20-04-19 | 4 PM  | 0 | 0  | 4   | 0 | 0  | 2   | 0 | 0.0 |   |
| 20-04-19 | 5 PM  | 0 | 0  | 7   | 0 | 0  | 2   | 0 | 0.0 |   |
| 20-04-19 | 6 PM  | 0 | 0  | 11  | 0 | 1  | 1   | 0 | 0.0 |   |
| 20-04-19 | 7 PM  | 0 | 19 | 2   | 0 | 13 | 223 | 0 | 0.0 | ASP was under performance optimisation during the reporting month which resulted in unstable emission |
| 20-04-19 | 8 PM  | 0 | 0  | 3   | 0 | 0  | 7   | 0 | 0.0 |   |
| 20-04-19 | 9 PM  | 0 | 0  | 44  | 0 | 0  | 15  | 0 | 0.0 |   |
| 20-04-19 | 10 PM | 1 | 0  | 83  | 3 | 0  | 18  | 0 | 0.0 |   |
| 20-04-19 | 11 PM | 2 | 0  | 117 | 4 | 0  | 22  | 0 | 0.0 |   |
| 21-04-19 | 12 AM | 2 | 0  | 34  | 1 | 0  | 11  | 0 | 0.0 |   |
| 21-04-19 | 1 AM  | 0 | 0  | 0   | 0 | 0  | 69  | 0 | 0.0 | ASP was under performance optimisation during   |

|          |       |   |     |     |   |    |     |   |     |   |
|----------|-------|---|-----|-----|---|----|-----|---|-----|---|
|          |       |   |     |     |   |    |     |   |     | the reporting month which resulted in unstable emission |
| 21-04-19 | 2 AM  | 0 | 0   | 2   | 0 | 0  | 35  | 0 | 0.0 |   |
| 21-04-19 | 3 AM  | 0 | 0   | 24  | 1 | 0  | 15  | 0 | 0.5 |   |
| 21-04-19 | 4 AM  | 2 | 128 | 91  | 5 | 11 | 211 | 0 | 0.5 | ASP tripped and stopped                                 |
| 21-04-19 | 5 AM  | - | -   | -   | - | -  | -   | - | -   |   |
| 21-04-19 | 6 AM  | - | -   | -   | - | -  | -   | - | -   |   |
| 21-04-19 | 7 AM  | - | -   | -   | - | -  | -   | - | -   |   |
| 21-04-19 | 8 AM  | - | -   | -   | - | -  | -   | - | -   |   |
| 21-04-19 | 9 AM  | - | -   | -   | - | -  | -   | - | -   |   |
| 21-04-19 | 10 AM | 1 | 0   | 147 | 0 | 0  | 16  | 0 | 0.5 | Startup / restart of ASP                                |
| 21-04-19 | 11 AM | 2 | 0   | 346 | 0 | 0  | 36  | 0 | 0.5 | Startup / restart of ASP                                |
| 21-04-19 | 12 PM | 2 | 0   | 160 | 0 | 0  | 28  | 0 | 0.0 |   |
| 21-04-19 | 1 PM  | 2 | 0   | 109 | 0 | 0  | 26  | 0 | 0.0 |   |
| 21-04-19 | 2 PM  | 2 | 0   | 110 | 0 | 0  | 22  | 0 | 0.0 |   |
| 21-04-19 | 3 PM  | 2 | 0   | 132 | 0 | 0  | 15  | 0 | 0.0 |   |
| 21-04-19 | 4 PM  | 0 | 0   | 34  | 0 | 0  | 3   | 0 | 0.0 |   |
| 21-04-19 | 5 PM  | 1 | 0   | 54  | 8 | 0  | 6   | 0 | 0.0 |   |
| 21-04-19 | 6 PM  | 0 | 0   | 21  | 2 | 1  | 4   | 0 | 0.0 |   |
| 21-04-19 | 7 PM  | 1 | 0   | 62  | 2 | 0  | 10  | 0 | 0.0 |   |
| 21-04-19 | 8 PM  | 2 | 0   | 80  | 1 | 0  | 17  | 0 | 0.0 |   |
| 21-04-19 | 9 PM  | 0 | 0   | 2   | 0 | 0  | 11  | 0 | 0.0 |   |
| 21-04-19 | 10 PM | 1 | 0   | 78  | 0 | 0  | 29  | 0 | 0.0 |   |
| 21-04-19 | 11 PM | 0 | 0   | 33  | 0 | 0  | 8   | 0 | 0.0 |   |
| 22-04-19 | 12 AM | 2 | 0   | 118 | 0 | 0  | 17  | 0 | 0.0 |   |

|          |       |   |   |     |    |   |    |   |     |   |
|----------|-------|---|---|-----|----|---|----|---|-----|---|
| 22-04-19 | 1 AM  | 3 | 0 | 124 | 0  | 0 | 15 | 0 | 0.0 |   |
| 22-04-19 | 2 AM  | 3 | 0 | 134 | 0  | 0 | 13 | 0 | 0.0 |   |
| 22-04-19 | 3 AM  | 3 | 0 | 142 | 0  | 0 | 11 | 0 | 0.0 |   |
| 22-04-19 | 4 AM  | 3 | 0 | 144 | 0  | 0 | 10 | 0 | 0.0 |   |
| 22-04-19 | 5 AM  | 2 | 0 | 132 | 0  | 0 | 9  | 0 | 0.0 |   |
| 22-04-19 | 6 AM  | 2 | 0 | 133 | 0  | 0 | 10 | 0 | 0.0 |   |
| 22-04-19 | 7 AM  | 2 | 0 | 125 | 0  | 0 | 10 | 0 | 0.0 |   |
| 22-04-19 | 8 AM  | 2 | 0 | 126 | 0  | 0 | 9  | 0 | 0.0 |   |
| 22-04-19 | 9 AM  | 2 | 0 | 120 | 0  | 0 | 9  | 0 | 0.0 |   |
| 22-04-19 | 10 AM | 2 | 0 | 82  | 0  | 0 | 10 | 0 | 0.0 |   |
| 22-04-19 | 11 AM | 2 | 0 | 71  | 7  | 0 | 14 | 0 | 0.0 |   |
| 22-04-19 | 12 PM | 2 | 0 | 58  | 22 | 0 | 12 | 0 | 0.0 |   |
| 22-04-19 | 1 PM  | 2 | 0 | 66  | 11 | 0 | 9  | 0 | 0.0 |   |
| 22-04-19 | 2 PM  | 2 | 0 | 43  | 21 | 0 | 13 | 0 | 0.0 |   |
| 22-04-19 | 3 PM  | 2 | 0 | 51  | 6  | 0 | 15 | 0 | 0.0 |   |
| 22-04-19 | 4 PM  | 2 | 0 | 37  | 1  | 0 | 23 | 0 | 0.0 |   |
| 22-04-19 | 5 PM  | 2 | 0 | 36  | 0  | 0 | 29 | 0 | 0.0 |   |
| 22-04-19 | 6 PM  | 2 | 0 | 38  | 0  | 0 | 33 | 0 | 0.0 |   |
| 22-04-19 | 7 PM  | 2 | 0 | 39  | 0  | 0 | 36 | 0 | 0.0 | ASP was under performance optimisation during the reporting month which resulted in unstable emission |
| 22-04-19 | 8 PM  | 2 | 0 | 31  | 0  | 0 | 47 | 0 | 0.0 | ASP was under performance optimisation during the reporting month which                               |

|                 |       |   |     |     |   |    |     |   |     |   |
|-----------------|-------|---|-----|-----|---|----|-----|---|-----|---|
|                 |       |   |     |     |   |    |     |   |     | resulted in unstable emission   |
| <b>22-04-19</b> | 9 PM  | 3 | 0   | 224 | 0 | 0  | 30  | 0 | 0.0 | ASP was under performance optimisation during the reporting month which resulted in unstable emission |
| <b>22-04-19</b> | 10 PM | 3 | 0   | 297 | 0 | 0  | 14  | 0 | 0.0 | ASP was under performance optimisation during the reporting month which resulted in unstable emission |
| <b>22-04-19</b> | 11 PM | 4 | 0   | 113 | 0 | 0  | 9   | 0 | 0.0 |   |
| <b>23-04-19</b> | 12 AM | 5 | 0   | 55  | 0 | 0  | 7   | 0 | 0.0 |   |
| <b>23-04-19</b> | 1 AM  | 0 | 2   | 0   | 0 | 6  | 0   | 0 | 0.0 |   |
| <b>23-04-19</b> | 2 AM  | - | -   | -   | - | -  | -   | - | -   |   |
| <b>23-04-19</b> | 3 AM  | 2 | 0   | 216 | 0 | 0  | 13  | 0 | 0.0 | Startup / restart of ASP  |
| <b>23-04-19</b> | 4 AM  | 3 | 0   | 349 | 0 | 0  | 27  | 0 | 0.0 | Startup / restart of ASP  |
| <b>23-04-19</b> | 5 AM  | 3 | 0   | 229 | 0 | 0  | 24  | 0 | 0.0 | Startup / restart of ASP  |
| <b>23-04-19</b> | 6 AM  | 2 | 115 | 68  | 0 | 15 | 240 | 0 | 0.0 | Startup / restart of ASP  |
| <b>23-04-19</b> | 7 AM  | 3 | 0   | 40  | 0 | 0  | 69  | 0 | 0.0 | ASP was under performance optimisation during the reporting   |

|                 |       |   |   |     |    |   |    |   |     |   |
|-----------------|-------|---|---|-----|----|---|----|---|-----|---|
|                 |       |   |   |     |    |   |    |   |     | month which resulted in unstable emission   |
| <b>23-04-19</b> | 8 AM  | 2 | 0 | 220 | 0  | 0 | 45 | 0 | 0.0 | ASP was under performance optimisation during the reporting month which resulted in unstable emission |
| <b>23-04-19</b> | 9 AM  | 1 | 0 | 294 | 0  | 1 | 55 | 0 | 0.0 | ASP was under performance optimisation during the reporting month which resulted in unstable emission |
| <b>23-04-19</b> | 10 AM | 3 | 0 | 360 | 0  | 0 | 42 | 0 | 0.0 | ASP was under performance optimisation during the reporting month which resulted in unstable emission |
| <b>23-04-19</b> | 11 AM | 2 | 0 | 228 | 2  | 0 | 37 | 0 | 0.0 | ASP was under performance optimisation during the reporting month which resulted in unstable emission |
| <b>23-04-19</b> | 12 PM | 3 | 0 | 59  | 20 | 0 | 35 | 0 | 0.0 |   |
| <b>23-04-19</b> | 1 PM  | 3 | 0 | 39  | 6  | 0 | 32 | 0 | 0.0 |   |

|                 |       |   |     |     |   |     |     |   |     |   |
|-----------------|-------|---|-----|-----|---|-----|-----|---|-----|---|
| <b>23-04-19</b> | 2 PM  | 1 | 0   | 32  | 1 | 0   | 14  | 0 | 0.0 |   |
| <b>23-04-19</b> | 3 PM  | - | -   | -   | - | -   | -   | - | -   |   |
| <b>23-04-19</b> | 4 PM  | - | -   | -   | - | -   | -   | - | -   |   |
| <b>23-04-19</b> | 5 PM  | - | -   | -   | - | -   | -   | - | -   |   |
| <b>23-04-19</b> | 6 PM  | 1 | 0   | 175 | 0 | 0   | 27  | 0 | 0.5 | Startup / restart of ASP  |
| <b>23-04-19</b> | 7 PM  | 2 | 1   | 306 | 0 | 0   | 65  | 0 | 0.0 | Startup / restart of ASP  |
| <b>23-04-19</b> | 8 PM  | 2 | 0   | 287 | 0 | 0   | 42  | 0 | 0.0 | Startup / restart of ASP  |
| <b>23-04-19</b> | 9 PM  | 0 | 0   | 28  | 0 | 0   | 26  | 0 | 0.0 |   |
| <b>23-04-19</b> | 10 PM | 1 | 148 | 67  | 2 | 44  | 168 | 0 | 0.0 | ASP was under performance optimisation during the reporting month which resulted in unstable emission |
| <b>23-04-19</b> | 11 PM | 2 | 103 | 93  | 2 | 173 | 201 | 0 | 0.0 | ASP was under performance optimisation during the reporting month which resulted in unstable emission |
| <b>24-04-19</b> | 12 AM | 3 | 34  | 136 | 0 | 3   | 119 | 0 | 0.0 | ASP was under performance optimisation during the reporting month which resulted in unstable emission |

|                 |      |   |   |     |   |    |    |   |     |   |
|-----------------|------|---|---|-----|---|----|----|---|-----|---|
|                 |      |   |   |     |   |    |    |   |     | ASP was under performance optimisation during the reporting month which resulted in unstable emission |
| <b>24-04-19</b> | 1 AM | 2 | 2 | 278 | 0 | 0  | 47 | 0 | 0.0 |   |
| <b>24-04-19</b> | 2 AM | 2 | 0 | 217 | 0 | 0  | 22 | 0 | 0.0 |   |
| <b>24-04-19</b> | 3 AM | 1 | 0 | 123 | 7 | 0  | 17 | 0 | 0.5 |   |
| <b>24-04-19</b> | 4 AM | 1 | 0 | 150 | 6 | 0  | 23 | 0 | 0.0 |   |
| <b>24-04-19</b> | 5 AM | 1 | 0 | 140 | 0 | 0  | 11 | 0 | 0.5 |   |
|                 |      |   |   |     |   |    |    |   |     | ASP was under performance optimisation during the reporting month which resulted in unstable emission |
| <b>24-04-19</b> | 6 AM | 3 | 5 | 351 | 4 | 95 | 38 | 0 | 0.0 |   |
|                 |      |   |   |     |   |    |    |   |     | ASP was under performance optimisation during the reporting month which resulted in unstable emission |
| <b>24-04-19</b> | 7 AM | 2 | 0 | 248 | 0 | 0  | 39 | 0 | 0.0 |   |
|                 |      |   |   |     |   |    |    |   |     | ASP was under performance optimisation during the reporting month which resulted in unstable emission |
| <b>24-04-19</b> | 8 AM | 2 | 0 | 107 | 1 | 0  | 38 | 0 | 0.0 |   |



|                 |       |   |     |     |   |    |     |   |     |   |
|-----------------|-------|---|-----|-----|---|----|-----|---|-----|---|
| <b>24-04-19</b> | 9 AM  | 2 | 121 | 128 | 3 | 10 | 362 | 0 | 0.0 | ASP was under performance optimisation during the reporting month which resulted in unstable emission |
| <b>24-04-19</b> | 10 AM | 3 | 0   | 100 | 5 | 2  | 623 | 0 | 0.5 | ASP was under performance optimisation during the reporting month which resulted in unstable emission |
| <b>24-04-19</b> | 11 AM | 2 | 0   | 239 | 3 | 0  | 46  | 0 | 0.0 | ASP was under performance optimisation during the reporting month which resulted in unstable emission |
| <b>24-04-19</b> | 12 PM | 2 | 0   | 110 | 4 | 0  | 41  | 0 | 0.0 | ASP was under performance optimisation during the reporting month which resulted in unstable emission |
| <b>24-04-19</b> | 1 PM  | 0 | 0   | 58  | 0 | 0  | 21  | 0 | 0.0 |   |
| <b>24-04-19</b> | 2 PM  | 1 | 0   | 26  | 6 | 0  | 25  | 0 | 0.0 |   |
| <b>24-04-19</b> | 3 PM  | 1 | 0   | 0   | 1 | 0  | 184 | 0 | 0.5 | ASP tripped and stopped   |

|          |       |   |     |     |    |   |     |   |     |   |
|----------|-------|---|-----|-----|----|---|-----|---|-----|---|
| 24-04-19 | 4 PM  | - | -   | -   | -  | - | -   | - | -   |   |
| 24-04-19 | 5 PM  | 2 | 0   | 176 | 0  | 0 | 53  | 0 | 0.5 | Startup / restart of ASP  |
| 24-04-19 | 6 PM  | 2 | 0   | 327 | 0  | 0 | 21  | 0 | 0.5 | Startup / restart of ASP  |
| 24-04-19 | 7 PM  | 2 | 0   | 128 | 1  | 0 | 33  | 0 | 0.0 |   |
| 24-04-19 | 8 PM  | 2 | 0   | 113 | 4  | 0 | 27  | 0 | 0.0 |   |
| 24-04-19 | 9 PM  | 2 | 0   | 106 | 6  | 0 | 20  | 0 | 0.0 |   |
| 24-04-19 | 10 PM | 2 | 0   | 78  | 7  | 0 | 15  | 0 | 0.0 |   |
| 24-04-19 | 11 PM | 2 | 0   | 68  | 9  | 0 | 9   | 0 | 0.0 |   |
| 25-04-19 | 12 AM | 2 | 0   | 53  | 12 | 0 | 7   | 0 | 0.0 |   |
| 25-04-19 | 1 AM  | 2 | 0   | 59  | 14 | 0 | 16  | 0 | 0.0 |   |
| 25-04-19 | 2 AM  | 2 | 0   | 30  | 16 | 0 | 28  | 0 | 0.0 |   |
| 25-04-19 | 3 AM  | 2 | 0   | 28  | 17 | 0 | 24  | 0 | 0.0 |   |
| 25-04-19 | 4 AM  | 2 | 0   | 55  | 16 | 0 | 17  | 0 | 0.0 |   |
| 25-04-19 | 5 AM  | 2 | 0   | 63  | 13 | 0 | 16  | 0 | 0.0 |   |
| 25-04-19 | 6 AM  | 2 | 0   | 103 | 14 | 0 | 7   | 0 | 0.0 |   |
| 25-04-19 | 7 AM  | 2 | 54  | 53  | 11 | 4 | 573 | 0 | 0.5 | ASP was under performance optimisation during the reporting month which resulted in unstable emission |
| 25-04-19 | 8 AM  | 2 | 0   | 109 | 25 | 0 | 24  | 0 | 0.0 |   |
| 25-04-19 | 9 AM  | 2 | 0   | 71  | 48 | 0 | 25  | 0 | 0.0 |   |
| 25-04-19 | 10 AM | 2 | 0   | 53  | 34 | 0 | 24  | 0 | 0.0 |   |
| 25-04-19 | 11 AM | 2 | 121 | 90  | 15 | 7 | 237 | 0 | 0.0 | ASP was under performance optimisation during the reporting   |

|                 |       |   |     |     |    |   |      |   |     |   |
|-----------------|-------|---|-----|-----|----|---|------|---|-----|---|
|                 |       |   |     |     |    |   |      |   |     | month which resulted in unstable emission   |
| <b>25-04-19</b> | 12 PM | 3 | 0   | 16  | 9  | 1 | 626  | 0 | 0.0 | ASP was under performance optimisation during the reporting month which resulted in unstable emission |
| <b>25-04-19</b> | 1 PM  | 2 | 0   | 51  | 4  | 0 | 18   | 0 | 0.0 |   |
| <b>25-04-19</b> | 2 PM  | 0 | 0   | 48  | 0  | 0 | 13   | 0 | 0.5 |   |
| <b>25-04-19</b> | 3 PM  | 4 | 15  | 99  | 12 | 6 | 822  | 0 | 1.0 | ASP tripped and stopped   |
| <b>25-04-19</b> | 4 PM  | 1 | 134 | 82  | 13 | 7 | 545  | 0 | 0.5 | ASP tripped and stopped   |
| <b>25-04-19</b> | 5 PM  | 2 | 126 | 44  | 25 | 8 | 2128 | 0 | 1.5 | ASP tripped and stopped   |
| <b>25-04-19</b> | 6 PM  | 0 | 3   | 0   | 7  | 0 | 57   | 0 | 0.0 | ASP tripped and stopped   |
| <b>25-04-19</b> | 7 PM  | - | -   | -   | -  | - | -    | - | -   |   |
| <b>25-04-19</b> | 8 PM  | - | -   | -   | -  | - | -    | - | -   |   |
| <b>25-04-19</b> | 9 PM  | - | -   | -   | -  | - | -    | - | -   |   |
| <b>25-04-19</b> | 10 PM | 1 | 6   | 6   | 6  | 0 | 78   | 0 | 0.0 | Startup / restart of ASP  |
| <b>25-04-19</b> | 11 PM | 5 | 2   | 192 | 5  | 0 | 132  | 0 | 0.0 | Startup / restart of ASP  |
| <b>26-04-19</b> | 12 AM | 3 | 0   | 252 | 5  | 0 | 52   | 0 | 0.5 | Startup / restart of ASP  |
| <b>26-04-19</b> | 1 AM  | 5 | 0   | 395 | 27 | 0 | 53   | 0 | 0.0 | ASP was under performance optimisation during   |

|                 |      |   |     |     |    |   |    |   |     |   |
|-----------------|------|---|-----|-----|----|---|----|---|-----|---|
|                 |      |   |     |     |    |   |    |   |     | the reporting month which resulted in unstable emission   |
| <b>26-04-19</b> | 2 AM | 4 | 0   | 317 | 23 | 0 | 46 | 0 | 0.0 | ASP was under performance optimisation during the reporting month which resulted in unstable emission |
| <b>26-04-19</b> | 3 AM | 2 | 117 | 196 | 10 | 5 | 63 | 0 | 0.0 | ASP was under performance optimisation during the reporting month which resulted in unstable emission |
| <b>26-04-19</b> | 4 AM | 2 | 0   | 30  | 8  | 0 | 76 | 0 | 0.5 | ASP was under performance optimisation during the reporting month which resulted in unstable emission |
| <b>26-04-19</b> | 5 AM | 5 | 0   | 24  | 7  | 0 | 70 | 0 | 0.0 | ASP was under performance optimisation during the reporting month which resulted in unstable emission |

|                 |       |   |    |     |    |      |     |   |     |   |
|-----------------|-------|---|----|-----|----|------|-----|---|-----|---|
| <b>26-04-19</b> | 6 AM  | 4 | 0  | 28  | 6  | 0    | 55  | 0 | 0.0 | ASP was under performance optimisation during the reporting month which resulted in unstable emission |
| <b>26-04-19</b> | 7 AM  | 3 | 9  | 18  | 8  | 1    | 41  | 0 | 0.5 | ASP was under performance optimisation during the reporting month which resulted in unstable emission |
| <b>26-04-19</b> | 8 AM  | 4 | 0  | 75  | 4  | 0    | 42  | 0 | 0.0 | ASP was under performance optimisation during the reporting month which resulted in unstable emission |
| <b>26-04-19</b> | 9 AM  | 1 | 57 | 421 | 26 | 1773 | 667 | 2 | 1.0 | ASP was under performance optimisation during the reporting month which resulted in unstable emission |
| <b>26-04-19</b> | 10 AM | 1 | 0  | 41  | 0  | 0    | 39  | 0 | 0.0 | ASP was under performance optimisation during the reporting month which                               |

|                 |       |   |    |     |    |     |    |   |     |   |
|-----------------|-------|---|----|-----|----|-----|----|---|-----|---|
|                 |       |   |    |     |    |     |    |   |     | resulted in unstable emission   |
| <b>26-04-19</b> | 11 AM | 2 | 0  | 83  | 5  | 0   | 25 | 0 | 0.0 |   |
| <b>26-04-19</b> | 12 PM | 1 | 0  | 81  | 2  | 0   | 25 | 0 | 0.0 |   |
| <b>26-04-19</b> | 1 PM  | 2 | 0  | 107 | 25 | 0   | 38 | 0 | 0.0 | ASP was under performance optimisation during the reporting month which resulted in unstable emission |
| <b>26-04-19</b> | 2 PM  | 2 | 28 | 96  | 23 | 62  | 22 | 0 | 0.0 | ASP was under performance optimisation during the reporting month which resulted in unstable emission |
| <b>26-04-19</b> | 3 PM  | 2 | 0  | 64  | 15 | 0   | 37 | 0 | 0.5 | ASP was under performance optimisation during the reporting month which resulted in unstable emission |
| <b>26-04-19</b> | 4 PM  | 2 | 0  | 106 | 8  | 0   | 33 | 0 | 0.0 |   |
| <b>26-04-19</b> | 5 PM  | 2 | 23 | 156 | 12 | 538 | 49 | 0 | 0.5 | ASP tripped and stopped   |
| <b>26-04-19</b> | 6 PM  | - | -  | -   | -  | -   | -  | - | -   |   |
| <b>26-04-19</b> | 7 PM  | 1 | 12 | 29  | 3  | 110 | 20 | 0 | 0.0 | Startup / restart of ASP  |
| <b>26-04-19</b> | 8 PM  | - | -  | -   | -  | -   | -  | - | -   |   |

|                 |       |   |     |     |    |     |      |   |     |   |
|-----------------|-------|---|-----|-----|----|-----|------|---|-----|---|
| <b>26-04-19</b> | 9 PM  | - | -   | -   | -  | -   | -    | - | -   |   |
| <b>26-04-19</b> | 10 PM | 1 | 0   | 69  | 4  | 0   | 37   | 0 | 0.5 | Startup / restart of ASP  |
| <b>26-04-19</b> | 11 PM | 3 | 0   | 305 | 7  | 0   | 41   | 0 | 1.0 | Startup / restart of ASP  |
| <b>27-04-19</b> | 12 AM | 2 | 148 | 373 | 12 | 440 | 58   | 1 | 1.0 | Startup / restart of ASP  |
| <b>27-04-19</b> | 1 AM  | 2 | 53  | 30  | 8  | 9   | 1186 | 0 | 1.0 | ASP was under performance optimisation during the reporting month which resulted in unstable emission |
| <b>27-04-19</b> | 2 AM  | 3 | 3   | 31  | 3  | 3   | 116  | 0 | 0.0 | ASP was under performance optimisation during the reporting month which resulted in unstable emission |
| <b>27-04-19</b> | 3 AM  | 2 | 0   | 67  | 3  | 1   | 59   | 0 | 0.5 | ASP was under performance optimisation during the reporting month which resulted in unstable emission |
| <b>27-04-19</b> | 4 AM  | 2 | 30  | 90  | 4  | 7   | 70   | 0 | 0.0 | ASP was under performance optimisation during the reporting month which                               |

|          |       |   |   |    |   |   |    |   |     |                                  |
|----------|-------|---|---|----|---|---|----|---|-----|----------------------------------|
|          |       |   |   |    |   |   |    |   |     | resulted in<br>unstable emission |
| 27-04-19 | 5 AM  | 4 | 0 | 34 | 5 | 1 | 68 | 0 | 0.0 | ASP tripped and<br>stopped       |
| 27-04-19 | 6 AM  | - | - | -  | - | - | -  | - | -   |                                  |
| 27-04-19 | 7 AM  | - | - | -  | - | - | -  | - | -   |                                  |
| 27-04-19 | 8 AM  | - | - | -  | - | - | -  | - | -   |                                  |
| 27-04-19 | 9 AM  | - | - | -  | - | - | -  | - | -   |                                  |
| 27-04-19 | 10 AM | - | - | -  | - | - | -  | - | -   |                                  |
| 27-04-19 | 11 AM | - | - | -  | - | - | -  | - | -   |                                  |
| 27-04-19 | 12 PM | - | - | -  | - | - | -  | - | -   |                                  |
| 27-04-19 | 1 PM  | - | - | -  | - | - | -  | - | -   |                                  |
| 27-04-19 | 2 PM  | - | - | -  | - | - | -  | - | -   |                                  |
| 27-04-19 | 3 PM  | - | - | -  | - | - | -  | - | -   |                                  |
| 27-04-19 | 4 PM  | - | - | -  | - | - | -  | - | -   |                                  |
| 27-04-19 | 5 PM  | - | - | -  | - | - | -  | - | -   |                                  |
| 27-04-19 | 6 PM  | - | - | -  | - | - | -  | - | -   |                                  |
| 27-04-19 | 7 PM  | - | - | -  | - | - | -  | - | -   |                                  |
| 27-04-19 | 8 PM  | - | - | -  | - | - | -  | - | -   |                                  |
| 27-04-19 | 9 PM  | - | - | -  | - | - | -  | - | -   |                                  |
| 27-04-19 | 10 PM | - | - | -  | - | - | -  | - | -   |                                  |
| 27-04-19 | 11 PM | - | - | -  | - | - | -  | - | -   |                                  |
| 28-04-19 | 12 AM | - | - | -  | - | - | -  | - | -   |                                  |
| 28-04-19 | 1 AM  | - | - | -  | - | - | -  | - | -   |                                  |
| 28-04-19 | 2 AM  | - | - | -  | - | - | -  | - | -   |                                  |
| 28-04-19 | 3 AM  | - | - | -  | - | - | -  | - | -   |                                  |
| 28-04-19 | 4 AM  | - | - | -  | - | - | -  | - | -   |                                  |
| 28-04-19 | 5 AM  | - | - | -  | - | - | -  | - | -   |                                  |
| 28-04-19 | 6 AM  | - | - | -  | - | - | -  | - | -   |                                  |



|          |       |   |     |     |    |    |     |   |     |   |
|----------|-------|---|-----|-----|----|----|-----|---|-----|---|
| 28-04-19 | 7 AM  | - | -   | -   | -  | -  | -   | - | -   |   |
| 28-04-19 | 8 AM  | - | -   | -   | -  | -  | -   | - | -   |   |
| 28-04-19 | 9 AM  | - | -   | -   | -  | -  | -   | - | -   |   |
| 28-04-19 | 10 AM | - | -   | -   | -  | -  | -   | - | -   |   |
| 28-04-19 | 11 AM | - | -   | -   | -  | -  | -   | - | -   |   |
| 28-04-19 | 12 PM | - | -   | -   | -  | -  | -   | - | -   |   |
| 28-04-19 | 1 PM  | - | -   | -   | -  | -  | -   | - | -   |   |
| 28-04-19 | 2 PM  | - | -   | -   | -  | -  | -   | - | -   |   |
| 28-04-19 | 3 PM  | - | -   | -   | -  | -  | -   | - | -   |   |
| 28-04-19 | 4 PM  | - | -   | -   | -  | -  | -   | - | -   |   |
| 28-04-19 | 5 PM  | - | -   | -   | -  | -  | -   | - | -   |   |
| 28-04-19 | 6 PM  | - | -   | -   | -  | -  | -   | - | -   |   |
| 28-04-19 | 7 PM  | - | -   | -   | -  | -  | -   | - | -   |   |
| 28-04-19 | 8 PM  | - | -   | -   | -  | -  | -   | - | -   |   |
| 28-04-19 | 9 PM  | - | -   | -   | -  | -  | -   | - | -   |   |
| 28-04-19 | 10 PM | - | -   | -   | -  | -  | -   | - | -   |   |
| 28-04-19 | 11 PM | - | -   | -   | -  | -  | -   | - | -   |   |
| 29-04-19 | 12 AM | - | -   | -   | -  | -  | -   | - | -   |   |
| 29-04-19 | 1 AM  | - | -   | -   | -  | -  | -   | - | -   |   |
| 29-04-19 | 2 AM  | - | -   | -   | -  | -  | -   | - | -   |   |
| 29-04-19 | 3 AM  | 5 | 0   | 70  | 42 | 0  | 2   | 0 | 1.0 | Startup of ASP  |
| 29-04-19 | 4 AM  | 5 | 0   | 210 | 54 | 0  | 5   | 0 | 0.0 | Startup of ASP  |
| 29-04-19 | 5 AM  | 6 | 0   | 3   | 67 | 4  | 20  | 0 | 0.0 | Startup of ASP  |
| 29-04-19 | 6 AM  | 3 | 280 | 106 | 60 | 13 | 181 | 0 | 0.0 | ASP was under performance optimisation during the reporting month which resulted in unstable emission |

|                 |       |   |   |    |     |   |     |   |     |   |
|-----------------|-------|---|---|----|-----|---|-----|---|-----|---|
| <b>29-04-19</b> | 7 AM  | 2 | 0 | 0  | 62  | 2 | 175 | 0 | 0.0 | ASP was under performance optimisation during the reporting month which resulted in unstable emission |
| <b>29-04-19</b> | 8 AM  | 2 | 0 | 0  | 77  | 1 | 186 | 0 | 0.0 | ASP was under performance optimisation during the reporting month which resulted in unstable emission |
| <b>29-04-19</b> | 9 AM  | 3 | 0 | 50 | 91  | 0 | 123 | 0 | 0.0 | ASP was under performance optimisation during the reporting month which resulted in unstable emission |
| <b>29-04-19</b> | 10 AM | 3 | 0 | 57 | 102 | 0 | 54  | 0 | 0.0 | ASP was under performance optimisation during the reporting month which resulted in unstable emission |
| <b>29-04-19</b> | 11 AM | 2 | 0 | 21 | 51  | 0 | 21  | 0 | 0.0 | ASP tripped and stopped   |
| <b>29-04-19</b> | 12 PM | - | - | -  | -   | - | -   | - | -   |   |
| <b>29-04-19</b> | 1 PM  | - | - | -  | -   | - | -   | - | -   |   |

|                 |       |   |   |     |    |   |    |   |     |   |
|-----------------|-------|---|---|-----|----|---|----|---|-----|---|
| <b>29-04-19</b> | 2 PM  | - | - | -   | -  | - | -  | - | -   |   |
| <b>29-04-19</b> | 3 PM  | - | - | -   | -  | - | -  | - | -   |   |
| <b>29-04-19</b> | 4 PM  | - | - | -   | -  | - | -  | - | -   |   |
| <b>29-04-19</b> | 5 PM  | - | - | -   | -  | - | -  | - | -   |   |
| <b>29-04-19</b> | 6 PM  | - | - | -   | -  | - | -  | - | -   |   |
| <b>29-04-19</b> | 7 PM  | - | - | -   | -  | - | -  | - | -   |   |
| <b>29-04-19</b> | 8 PM  | - | - | -   | -  | - | -  | - | -   |   |
| <b>29-04-19</b> | 9 PM  | - | - | -   | -  | - | -  | - | -   |   |
| <b>29-04-19</b> | 10 PM | 1 | 0 | 287 | 73 | 0 | 29 | 0 | 1.5 | Startup / restart of ASP  |
| <b>29-04-19</b> | 11 PM | 1 | 0 | 267 | 69 | 0 | 16 | 0 | 0.5 | Startup / restart of ASP  |
| <b>30-04-19</b> | 12 AM | 2 | 0 | 208 | 81 | 0 | 19 | 0 | 0.5 | Startup / restart of ASP  |
| <b>30-04-19</b> | 1 AM  | 1 | 0 | 119 | 69 | 0 | 7  | 0 | 0.0 | ASP was under performance optimisation during the reporting month which resulted in unstable emission |
| <b>30-04-19</b> | 2 AM  | 1 | 0 | 117 | 68 | 0 | 5  | 0 | 0.0 | ASP was under performance optimisation during the reporting month which resulted in unstable emission |
| <b>30-04-19</b> | 3 AM  | 1 | 0 | 124 | 68 | 0 | 3  | 0 | 0.0 | ASP was under performance optimisation during the reporting   |

|          |       |   |   |     |    |   |    |   |     |   |
|----------|-------|---|---|-----|----|---|----|---|-----|---|
|          |       |   |   |     |    |   |    |   |     | month which resulted in unstable emission   |
| 30-04-19 | 4 AM  | 1 | 0 | 124 | 67 | 0 | 3  | 0 | 0.0 | ASP was under performance optimisation during the reporting month which resulted in unstable emission |
| 30-04-19 | 5 AM  | 1 | 0 | 102 | 64 | 0 | 0  | 0 | 0.0 | ASP was under performance optimisation during the reporting month which resulted in unstable emission |
| 30-04-19 | 6 AM  | 2 | 0 | 62  | 58 | 0 | 1  | 0 | 0.0 | ASP was under performance optimisation during the reporting month which resulted in unstable emission |
| 30-04-19 | 7 AM  | 1 | 0 | 29  | 30 | 0 | 4  | 0 | 0.0 |   |
| 30-04-19 | 8 AM  | 1 | 0 | 41  | 12 | 0 | 3  | 0 | 0.0 |   |
| 30-04-19 | 9 AM  | 1 | 0 | 20  | 4  | 0 | 8  | 0 | 0.0 |   |
| 30-04-19 | 10 AM | 1 | 0 | 9   | 0  | 0 | 10 | 0 | 0.0 |   |
| 30-04-19 | 11 AM | 1 | 0 | 16  | 0  | 0 | 23 | 0 | 0.0 |   |
| 30-04-19 | 12 PM | 1 | 0 | 24  | 0  | 0 | 38 | 0 | 0.0 | ASP was under performance optimisation during   |

|                 |       |   |   |    |   |   |    |   |     |   |
|-----------------|-------|---|---|----|---|---|----|---|-----|---|
|                 |       |   |   |    |   |   |    |   |     | the reporting month which resulted in unstable emission   |
| <b>30-04-19</b> | 1 PM  | 1 | 0 | 38 | 0 | 0 | 25 | 0 | 0.0 |   |
| <b>30-04-19</b> | 2 PM  | 1 | 0 | 61 | 0 | 0 | 19 | 0 | 0.0 |   |
| <b>30-04-19</b> | 3 PM  | 1 | 0 | 24 | 0 | 0 | 42 | 0 | 0.0 | ASP was under performance optimisation during the reporting month which resulted in unstable emission |
| <b>30-04-19</b> | 4 PM  | 1 | 0 | 60 | 0 | 0 | 35 | 0 | 0.0 | ASP was under performance optimisation during the reporting month which resulted in unstable emission |
| <b>30-04-19</b> | 5 PM  | 1 | 0 | 53 | 0 | 0 | 17 | 0 | 0.0 |   |
| <b>30-04-19</b> | 6 PM  | 1 | 0 | 63 | 0 | 0 | 15 | 0 | 0.0 |   |
| <b>30-04-19</b> | 7 PM  | 1 | 0 | 44 | 0 | 0 | 15 | 0 | 0.0 |   |
| <b>30-04-19</b> | 8 PM  | 1 | 0 | 26 | 0 | 0 | 17 | 0 | 0.0 |   |
| <b>30-04-19</b> | 9 PM  | 2 | 0 | 40 | 0 | 0 | 41 | 0 | 0.5 | ASP was under performance optimisation during the reporting month which resulted in unstable emission |
| <b>30-04-19</b> | 10 PM | 2 | 0 | 67 | 0 | 0 | 24 | 0 | 0.0 |   |

|          |       |   |   |    |   |   |    |   |     |  |
|----------|-------|---|---|----|---|---|----|---|-----|--|
| 30-04-19 | 11 PM | 2 | 0 | 53 | 0 | 0 | 25 | 0 | 0.0 |  |
|----------|-------|---|---|----|---|---|----|---|-----|--|

Annex G6

Laboratory Results for  
NMVOCs and VOCs  
(including methane) for  
CHP 1 & CHP 2



---

### CERTIFICATE OF ANALYSIS

---

|          |   |                |                |
|----------|---|----------------|----------------|
| CLIENT:  | Oscar Bioenergy Joint Venture   | WORK ORDER:    | HK1916679      |
| CONTACT: | Mr Edwin wong   | LABORATORY:    | Hong Kong      |
| ADDRESS: | No. 5, Sham Fung Road,<br>Siu Ho Wan, Lantau Island,<br>NT, Hong Kong | SUB-BATCH:     | 0              |
| PROJECT: | Stack Gas Sampling  | DATE RECEIVED: | 18 April, 2019 |
| SITE:    | ORRC1, Siu Ho Wan, Lantau<br>Island                                   | DATE OF ISSUE: | 29 April, 2019 |
| PO: ---  |   | SAMPLE TYPE:   | Air            |
|          |   | NO OF SAMPLES: | 1              |

---

### COMMENTS

---

One (1) stack gas sample was collected by ALS Technichem (HK) staff on 18<sup>th</sup> April, 2019 at the Organic Resources Recovery Centre (Phase 1) in Lantau Island.

The sample(s) were analysed and reported on an as received basis.

---

### NOTES

---

This is the Final Report and supersedes any preliminary report with this batch number.

Results apply to sample(s) as submitted. All pages of this report have been checked and approved for release.

---

PP   
Richard Fung  
General Manager - Hong Kong





## 1. Summary of Work

The document is the final report for the stack gas sampling and testing event for Oscar Bioenergy Joint Venture at Siu Ho Wan, North Lantau Island.

Sampling Period: 18<sup>th</sup> April, 2019  
Location of Stack: ORRC1, Siu Ho Wan  
No. of Stack: 1  
Name of Stack: CHP-1

### Methods for Stack Sampling and Analysis:

| Parameter  | Method Reference | Sampling Time (minutes) |
|--|------------------|-------------------------|
| Volatile Organic Compounds (VOCs) <sup>[1]</sup>               | US EPA Method 18 | 60                      |
| Non-Methane Volatile Organic Compounds (NMCOCs) <sup>[1]</sup> | US EPA Method 18 | 60                      |

Note:

[1]: Results expressed as carbon

[2]: Results reported as at 273K, 101.325kPa, 6% Oxygen content and dry gas basis.

## 2. Sampling Summary

### Volatile Organic Compounds (VOCs)

Sample gas was collected by using a stainless steel sampling probe, from the centroid of the stack, into the Tedlar bag by passive sampling technique.

The measurement of total volatile organic compounds (VOCs) content in the sample was conducted in references to BS EN 12619. VOCs content was determined by measuring the methane and non-methane volatile organic compounds of the sample by Gas Chromatograph-Flame Ionisation Detector (GC-FID).

VOCs was reported as the sum of methane and non-methane organics content in the sample.

## 3. Sampling Period

| Test Parameters                   | Sampling Period                |
|-----------------------------------|--------------------------------|
| Volatile Organic Compounds (VOCs) | 18 April 2019<br>15:00 - 16:00 |



#### 4. Result

| Parameter   | Unit              | Reporting Limit | Result <sup>[1]</sup> |
|---|-------------------|-----------------|-----------------------|
| Gaseous & vaporous organic substances (VOCs) <sup>[2]</sup> | mg/m <sup>3</sup> | 0.7             | 919                   |
| Methane (CH <sub>4</sub> ) <sup>[2]</sup>                   | mg/m <sup>3</sup> | 0.5             | 911                   |
| Non-Methane Organic Carbon (NMOC) <sup>[2]</sup>            | mg/m <sup>3</sup> | 0.2             | 8.0                   |

Note:

[1]: Results expressed as dry, at 0 degree Celsius temperature, 101.325 kilopascal pressure and 6% O<sub>2</sub> content conditions.

[2]: Results expressed as carbon.

[3]: The average Oxygen content in the flue gas was 9.8% during the sampling period.



---

### CERTIFICATE OF ANALYSIS

---

|          |   |                |                |
|----------|---|----------------|----------------|
| CLIENT:  | Oscar Bioenergy Joint Venture   | WORK ORDER:    | HK1915304      |
| CONTACT: | Mr Edwin wong   | LABORATORY:    | Hong Kong      |
| ADDRESS: | No. 5, Sham Fung Road,<br>Siu Ho Wan, Lantau Island,<br>NT, Hong Kong | SUB-BATCH:     | 0              |
| PROJECT: | Stack Gas Sampling  | DATE RECEIVED: | 10 April, 2019 |
| SITE:    | ORRC1, Siu Ho Wan, Lantau<br>Island                                   | DATE OF ISSUE: | 29 April, 2019 |
| PO: ---  |   | SAMPLE TYPE:   | Air            |
|          |   | NO OF SAMPLES: | 1              |

---

### COMMENTS

---

One (1) stack gas sample was collected by ALS Technichem (HK) staff on 10<sup>th</sup> April, 2019 at the Organic Resources Recovery Centre (Phase 1) in Lantau Island.

The sample(s) were analysed and reported on an as received basis.

---

### NOTES

---

This is the Final Report and supersedes any preliminary report with this batch number.

Results apply to sample(s) as submitted. All pages of this report have been checked and approved for release.

---

PP   
Richard Fung  
General Manager - Hong Kong



## 1. Summary of Work

The document is the final report for the stack gas sampling and testing event for Oscar Bioenergy Joint Venture at Siu Ho Wan, North Lantau Island.

Sampling Period: 10<sup>th</sup> April, 2019  
Location of Stack: ORRC1, Siu Ho Wan  
No. of Stack: 1  
Name of Stack: CHP-2

### Methods for Stack Sampling and Analysis:

| Parameter  | Method Reference | Sampling Time (minutes) |
|--|------------------|-------------------------|
| Volatile Organic Compounds (VOCs) <sup>[1]</sup>               | US EPA Method 18 | 60                      |
| Non-Methane Volatile Organic Compounds (NMCOCs) <sup>[1]</sup> | US EPA Method 18 | 60                      |

Note:

[1]: Results expressed as carbon

[2]: Results reported as at 273K, 101.325kPa, 6% Oxygen content and dry gas basis.

## 2. Sampling Summary

### Volatile Organic Compounds (VOCs)

Sample gas was collected by using a stainless steel sampling probe, from the centroid of the stack, into the Tedlar bag by passive sampling technique.

The measurement of total volatile organic compounds (VOCs) content in the sample was conducted in references to BS EN 12619. VOCs content was determined by measuring the methane and non-methane volatile organic compounds of the sample by Gas Chromatograph-Flame Ionisation Detector (GC-FID).

VOCs was reported as the sum of methane and non-methane organics content in the sample.

## 3. Sampling Period

| Test Parameters                   | Sampling Period                |
|-----------------------------------|--------------------------------|
| Volatile Organic Compounds (VOCs) | 10 April 2019<br>11:25 - 12:25 |



#### 4. Result

| Parameter   | Unit              | Reporting Limit | Result <sup>[1]</sup> |
|---|-------------------|-----------------|-----------------------|
| Gaseous & vaporous organic substances (VOCs) <sup>[2]</sup> | mg/m <sup>3</sup> | 0.7             | 871                   |
| Methane (CH <sub>4</sub> ) <sup>[2]</sup>                   | mg/m <sup>3</sup> | 0.5             | 858                   |
| Non-Methane Organic Carbon (NMOC) <sup>[2]</sup>            | mg/m <sup>3</sup> | 0.2             | 13.0                  |

Note:

[1]: Results expressed as dry, at 0 degree Celsius temperature, 101.325 kilopascal pressure and 6% O<sub>2</sub> content conditions.

[2]: Results expressed as carbon.

[3]: The average Oxygen content in the flue gas was 10.0% during the sampling period.

Annex H

## Waste Flow Table

Annex H1

## Construction Phase Waste Flow Table

**No. EP/SP/61/10 of Organic Resources Recovery Centre (Phase I)**  
**Monthly Summary Waste Flow Table**

| Month          | Actual Quantities of Inert C&D Materials Generated |                        |                          |                                    |                         | Actual Quantities of Non-inert C&D Materials (Construction Waste) Generated |   |                       |                |  |
|----------------|--|------------------------|--------------------------|------------------------------------|-------------------------|---|---|-----------------------|----------------|--|
|                | Total Quantity Generated                           | Reused in the Contract | Reused in other Projects | Hard Rocks & Large Broken Concrete | Disposed as Public Fill | Metals (see Note 1)   | Paper/ cardboard packaging (see Note 1) | Plastics (see Note 2) | Chemical Waste | Others, e.g. general refuse (see Note 3) |
|                | tonne  | tonne                  | tonne                    | tonne                              | tonne                   | kilogram  | kilogram                                | kilogram              | Litre          | tonne                                    |
| May 2015       | 29.58  | 0.00                   | 0.00                     | 0.00                               | 29.58                   | 0.00  | 0.00                                    | 0.00                  | 0.00           | 0.00                                     |
| June 2015      | 2226.90  | 0.00                   | 0.00                     | 0.00                               | 2226.90                 | 0.00  | 0.00                                    | 0.00                  | 0.00           | 9.66                                     |
| July 2015      | 2832.27  | 0.00                   | 0.00                     | 0.00                               | 2832.27                 | 0.00  | 0.00                                    | 0.00                  | 0.00           | 33.68                                    |
| August 2015    | 6657.25  | 0.00                   | 0.00                     | 0.00                               | 6657.25                 | 0.00  | 20.00                                   | 0.00                  | 0.00           | 55.06                                    |
| September 2015 | 5467.05  | 0.00                   | 0.00                     | 0.00                               | 5467.05                 | 3480.00   | 0.00                                    | 0.00                  | 0.00           | 83.81                                    |
| October 2015   | 5419.04  | 0.00                   | 0.00                     | 0.00                               | 5419.04                 | 18710.00  | 0.00                                    | 0.00                  | 0.00           | 20.45                                    |
| November 2015  | 1375.26  | 0.00                   | 0.00                     | 0.00                               | 1375.26                 | 21610.00  | 0.00                                    | 0.00                  | 0.00           | 17.38                                    |
| December 2015  | 2199.56  | 75.28                  | 0.00                     | 0.00                               | 2124.28                 | 0.00  | 41.00                                   | 0.00                  | 0.00           | 21.83                                    |
| January 2016   | 4601.43  | 0.00                   | 0.00                     | 0.00                               | 4601.43                 | 18140.00  | 50.00                                   | 0.00                  | 640.00         | 20.86                                    |
| February 2016  | 4167.01  | 0.00                   | 0.00                     | 0.00                               | 4167.01                 | 510.00  | 79.00                                   | 0.00                  | 0.00           | 16.57                                    |
| March 2016     | 299.92   | 41.28                  | 0.00                     | 0.00                               | 258.64                  | 22320.00  | 75.00                                   | 0.00                  | 0.00           | 22.69                                    |
| April 2016     | 3186.37  | 98.37                  | 0.00                     | 0.00                               | 3088.00                 | 60690.00  | 77.00                                   | 0.00                  | 255.00         | 37.63                                    |
| May 2016       | 1612.33  | 63.41                  | 0.00                     | 0.00                               | 1548.92                 | 13490.00  | 35000.00                                | 0.00                  | 0.00           | 40.76                                    |
| June 2016      | 1144.73  | 30.43                  | 0.00                     | 0.00                               | 1114.30                 | 14600.00  | 120.00                                  | 0.00                  | 0.00           | 58.34                                    |
| July 2016      | 662.76   | 0.00                   | 0.00                     | 0.00                               | 662.76                  | 13370.00  | 0.00                                    | 0.00                  | 0.00           | 40.48                                    |
| August 2016    | 391.88   | 0.00                   | 0.00                     | 0.00                               | 391.88                  | 18660.00  | 84.00                                   | 0.00                  | 0.00           | 61.91                                    |
| September 2016 | 324.35   | 0.00                   | 0.00                     | 0.00                               | 324.35                  | 56800.00  | 2780.00                                 | 0.00                  | 0.00           | 138.25                                   |
| October 2016   | 1561.82  | 39.00                  | 0.00                     | 0.00                               | 1522.82                 | 40000   | 9.30                                    | 0.00                  | 700.00         | 114.47                                   |
| November 2016  | 897.23   | 507.94                 | 00.00                    | 0.00                               | 389.76                  | 0.00  | 123.00                                  | 0.00                  | 0.00           | 154.22                                   |
| December 2016  | 2477.95  | 489.00                 | 0.00                     | 0.00                               | 1988.95                 | 2960.00   | 93.00                                   | 0.00                  | 0.00           | 136.80                                   |
| January 2017   | 2150.92  | 503.60                 | 0.00                     | 0.00                               | 1647.32                 | 31240.00  | 21051.00                                | 3630.00               | 0.00           | 127.43                                   |



| Month          | Actual Quantities of Inert C&D Materials Generated |                        |                          |                                    |                         | Actual Quantities of Non-inert C&D Materials (Construction Waste) Generated |   |                       |                |  |
|----------------|--|------------------------|--------------------------|------------------------------------|-------------------------|---|---|-----------------------|----------------|--|
|                | Total Quantity Generated                           | Reused in the Contract | Reused in other Projects | Hard Rocks & Large Broken Concrete | Disposed as Public Fill | Metals (see Note 1)   | Paper/ cardboard packaging (see Note 1) | Plastics (see Note 2) | Chemical Waste | Others, e.g. general refuse (see Note 3) |
|                | tonne  | tonne                  | tonne                    | tonne                              | tonne                   | kilogram  | kilogram                                | kilogram              | Litre          | tonne                                    |
| February 2017  | 553.80   | 440.00                 | 0.00                     | 0.00                               | 113.80                  | 14940.00  | 18820.00                                | 2880.00               | 460.00         | 83.46                                    |
| March 2017     | 665.93   | 460.00                 | 0.00                     | 0.00                               | 205.93                  | 11660.00  | 29370.00                                | 4400.00               | 660.00         | 99.59                                    |
| April 2017     | 553.41   | 220.00                 | 0.00                     | 0.00                               | 333.41                  | 8600.00   | 25610.00                                | 520.00                | 700.00         | 81.83                                    |
| May 2017       | 388.82   | 211.00                 | 0.00                     | 0.00                               | 177.82                  | 1090.00   | 64.00                                   | 0.00                  | 0.00           | 109.10                                   |
| June 2017      | 352.12   | 104.00                 | 0.00                     | 0.00                               | 248.12                  | 1800.00   | 16400.00                                | 12030.00              | 700.00         | 70.58                                    |
| July 2017      | 400.72   | 165.00                 | 0.00                     | 0.00                               | 235.72                  | 6500.00   | 12330.00                                | 4690.00               | 0.00           | 52.20                                    |
| August 2017    | 589.89   | 202.00                 | 0.00                     | 0.00                               | 387.89                  | 23330.00  | 27079.00                                | 5220.00               | 700.00         | 69.52                                    |
| September 2017 | 3347.18  | 1364.00                | 0.00                     | 0.00                               | 1983.18                 | 33379.00  | 29426.00                                | 3990.00               | 0.00           | 62.82                                    |
| October 2017   | 2384.86  | 984.00                 | 0.00                     | 0.00                               | 1400.86                 | 11842.00  | 34071.00                                | 5230.00               | 0.00           | 74.13                                    |
| November 2017  | 797.42   | 384.18                 | 0.00                     | 0.00                               | 413.24                  | 20210.00  | 25225.00                                | 4030.00               | 0.00           | 163.03                                   |
| December 2017  | 106.32   | 51.00                  | 0.00                     | 0.00                               | 55.32                   | 17650.00  | 19520.00                                | 3210.00               | 0.00           | 82.23                                    |
| January 2018   | 283.65   | 125.83                 | 0.00                     | 0.00                               | 157.82                  | 12900.00  | 15600.00                                | 12330.00              | 0.00           | 30.93                                    |
| February 2018  | 122.31   | 55.70                  | 0.00                     | 0.00                               | 66.61                   | 10950.00  | 13260.00                                | 6570.00               | 0.00           | 16.95                                    |
| March 2018     | 217.06   | 99.80                  | 0.00                     | 0.00                               | 117.26                  | 12260.00  | 12120.00                                | 5960.00               | 0.00           | 32.53                                    |
| April 2018     | 1118.36  | 460.58                 | 0.00                     | 0.00                               | 657.78                  | 16320.00  | 12590.00                                | 6280.00               | 0.00           | 33.90                                    |
| May 2018       | 475.54   | 198.85                 | 0.00                     | 0.00                               | 276.69                  | 15230.00  | 11024.00                                | 0.00                  | 0.00           | 40.02                                    |
| June 2018      | 684.10   | 256.50                 | 0.00                     | 0.00                               | 427.60                  | 14320.00  | 10260.00                                | 2630.00               | 0.00           | 43.01                                    |
| July 2018      | 93.99  | 42.00                  | 0.00                     | 0.00                               | 51.99                   | 11220.00  | 6200.00                                 | 0.00                  | 0.00           | 59.77                                    |
| August 2018    | 528.56   | 225.00                 | 0.00                     | 0.00                               | 303.56                  | 13620.00  | 33400.00                                | 26760.00              | 0.00           | 44.50                                    |
| September 2018 | 765.70   | 325.00                 | 0.00                     | 0.00                               | 440.70                  | 10600.00  | 4500.00                                 | 0.00                  | 0.00           | 41.82                                    |
| October 2018   | 0.00   | 0.00                   | 0.00                     | 0.00                               | 0.00                    | 0.00  | 2330.00                                 | 0.00                  | 0.00           | 109.49                                   |
| November 2018  | 77.71  | 0.00                   | 0.00                     | 0.00                               | 77.71                   | 0.00  | 0.00                                    | 0.00                  | 0.00           | 30.18                                    |
| December 2018  | 88.43  | 0.00                   | 0.00                     | 0.00                               | 88.43                   | 0.00  | 0.00                                    | 0.00                  | 0.00           | 5.72                                     |
| January 2019   | 21.13  | 0.00                   | 0.00                     | 0.00                               | 21.13                   | 0.00  | 0.00                                    | 0.00                  | 1880.00        | 4.55                                     |

| Month         | Actual Quantities of Inert C&D Materials Generated |                        |                          |                                    |                         | Actual Quantities of Non-inert C&D Materials (Construction Waste) Generated |   |                       |                |  |
|---------------|--|------------------------|--------------------------|------------------------------------|-------------------------|---|---|-----------------------|----------------|--|
|               | Total Quantity Generated                           | Reused in the Contract | Reused in other Projects | Hard Rocks & Large Broken Concrete | Disposed as Public Fill | Metals (see Note 1)   | Paper/ cardboard packaging (see Note 1) | Plastics (see Note 2) | Chemical Waste | Others, e.g. general refuse (see Note 3) |
|               | tonne  | tonne                  | tonne                    | tonne                              | tonne                   | kilogram  | kilogram                                | kilogram              | Litre          | tonne                                    |
| February 2019 | 326.44   | 0.00                   | 0.00                     | 0.00                               | 326.44                  | 0.00  | 0.00                                    | 0.00                  | 0.00           | 26.69                                    |
| March 2019    | 190.4  | 0.00                   | 0.00                     | 0.00                               | 190.40                  | 0.00  | 0.00                                    | 0.00                  | 0.00           | 16.45                                    |
| April 2019    | 199.71   | 0.00                   | 0.00                     | 0.00                               | 199.71                  | 0.00  | 0.00                                    | 0.00                  | 0.00           | 2.92                                     |
| <b>Total</b>  | <b>64836.84</b>                                    | <b>8222.28</b>         | <b>0.00</b>              | <b>0.00</b>                        | <b>56814.27</b>         | <b>605001.00</b>  | <b>418801.30</b>                        | <b>110360.00</b>      | <b>6695.00</b> | <b>2700.20</b>                           |

- Notes: (1) Metal and paper/cardboard packaging were collected by recycler for recycling.  
(2) Plastics refer to plastic bottles/containers, plastic sheets/foam from packaging material collected by recycler for recycling.  
(3) General refuse was disposed of at NENT by subcontractors.

Annex H2

## Operation Phase Waste Flow Table

**No. EP/SP/61/10 of Organic Resources Recovery Centre (Phase 1)  
Monthly Summary Waste Flow Table**

| Month        | Chemical Waste | Waste Generated from Pretreatment Process |                     |   |                       | General Refuse                       |             |                     |          |   |          |                       |          |
|--------------|----------------|---|---------------------|---|-----------------------|--------------------------------------|-------------|---------------------|----------|---|----------|-----------------------|----------|
|              |                | Disposed of at Landfill (see Note 1)      | Metals (see Note 2) | Paper/ cardboard packaging (see Note 2) | Plastics (see Note 3) | Disposed of at Landfill (see Note 1) |             | Metals (see Note 2) |          | Paper/ cardboard packaging (see Note 2) |          | Plastics (see Note 3) |          |
|              | Litre          | tonne                                     | kilogram            | kilogram                                | kilogram              | No. of collection                    | tonne       | No. of collection   | kilogram | No. of collection                       | kilogram | No. of collection     | kilogram |
| March 2019   | 1,200          | 477.08                                    | 0                   | 0                                       | 0                     | 26                                   | 1.50        | 0                   | 0        | 0                                       | 0        | 0                     | 0        |
| April 2019   | 0              | 455.60                                    | 0                   | 0                                       | 0                     | 22                                   | 1.27        | 0                   | 0        | 0                                       | 0        | 0                     | 0        |
| <b>Total</b> | <b>1,200</b>   | <b>932.68</b>                             | <b>0</b>            | <b>0</b>                                | <b>0</b>              | <b>48</b>                            | <b>2.76</b> | <b>0</b>            | <b>0</b> | <b>0</b>                                | <b>0</b> | <b>0</b>              | <b>0</b> |

Notes:

1. General refuse was disposed of at NENT by subcontractors.
2. Metal and paper/cardboard packaging were collected by recycler for recycling.
3. Plastics refer to plastic bottles/containers, plastic sheets/foam from packaging material collected by recycler for recycling.
4. It was assumed that two 240-litre bins filled with 80% of general refuse were collected at each collection. The general refuse density was assumed to be around 0.15 kg/L.

Annex I

Environmental Complaint,  
Environmental Summons  
and Persecution Log

*Annex I Cumulative Complaint and Summons/Prosecutions Log*

| <b>Reporting Month</b> | <b>Number of Complaints in Reporting Month</b> | <b>Number of Summons/Prosecutions in Reporting Month</b> |
|------------------------|--|--|
| May 2015               | 0  | 0  |
| June 2015              | 0  | 0  |
| July 2015              | 0  | 0  |
| August 2015            | 0  | 0  |
| September 2015         | 0  | 0  |
| October 2015           | 0  | 0  |
| November 2015          | 0  | 0  |
| December 2015          | 0  | 0  |
| January 2016           | 0  | 0  |
| February 2016          | 0  | 0  |
| March 2016             | 0  | 0  |
| April 2016             | 0  | 0  |
| May 2016               | 0  | 0  |
| June 2016              | 0  | 0  |
| July 2016              | 0  | 0  |
| August 2016            | 0  | 0  |
| September 2016         | 0  | 0  |
| October 2016           | 0  | 0  |

| <b>Reporting Month</b> | <b>Number of Complaints in Reporting Month</b> | <b>Number of Summons/Prosecutions in Reporting Month</b> |
|------------------------|--|--|
| November 2016          | 0  | 0  |
| December 2016          | 0  | 0  |
| January 2017           | 0  | 0  |
| February 2017          | 0  | 0  |
| March 2017             | 0  | 0  |
| April 2017             | 0  | 0  |
| May 2017               | 0  | 0  |
| June 2017              | 0  | 0  |
| July 2017              | 0  | 0  |
| August 2017            | 0  | 0  |
| September 2017         | 0  | 0  |
| October 2017           | 0  | 0  |
| November 2017          | 0  | 0  |
| December 2017          | 0  | 0  |
| January 2018           | 0  | 0  |
| February 2018          | 0  | 0  |
| March 2018             | 0  | 0  |
| April 2018             | 0  | 0  |
| May 2018               | 0  | 0  |
| June 2018              | 0  | 0  |

| <b>Reporting Month</b> | <b>Number of Complaints in Reporting Month</b> | <b>Number of Summons/Prosecutions in Reporting Month</b> |
|------------------------|--|--|
| July 2018              | 0  | 0  |
| August 2018            | 0  | 0  |
| September 2018         | 1  | 0  |
| October 2018           | 0  | 0  |
| November 2018          | 0  | 0  |
| December 2018          | 0  | 0  |
| January 2019           | 0  | 0  |
| February 2019          | 0  | 0  |
| March 2019             | 0  | 0  |
| April 2019             | 0  | 0  |
| <b>Overall Total</b>   | <b>1</b>                                       | <b>0</b>   |



Annex J

## Investigation Report

**Investigation Report of CEMS Exceedances**

|                                   |  |
|-----------------------------------|--|
| Date                              | 1 – 30 April 2019  |
| Time                              | Sampling times were shown in <b>Annex G</b> of the EM&A Report.  |
| Monitoring Location               | Continuous Environmental Monitoring System (CEMS)  |
| Parameter                         | Various emission parameters of the Centralised Air Pollution Control System (CAPCS), Cogeneration Units (CHP) and Ammonia Stripping Plan (ASP)   |
| Exceedance Description            | <p>1. Continuous monitoring was carried out for CAPCS, CHP and ASP throughout the reporting period using the CEMS. According to the EM&amp;A Manual, exceedance is considered if the emission concentration of the concerned pollutants is higher than the emission limits stated in Tables 2.2, 2.3 and 2.5 of the EM&amp;A Manual (Version E) for CAPCS, CHP and ASP respectively. The concentration of the concerned air pollutants were monitored on-line by the CEMS. Exceedances of various emission parameters were recorded on the CEMS including:</p> <ul style="list-style-type: none"> <li>• Odour in the CAPCS;</li> <li>• NO<sub>x</sub> and SO<sub>2</sub> in the CHP; and</li> <li>• CO, NO<sub>x</sub>, SO<sub>2</sub>, VOCs and NH<sub>3</sub> in the ASP.</li> </ul> <p>The detail monitoring results are shown in <i>Annex G</i> of the EM&amp;A Report.</p> <p>2. According to the Contractor, the plant was receiving around 100 tonnes of SSOW daily and was operated normally.</p> <p>3. The exceedances of odour in CAPCS was due to problems in the chemical dosing system resulting in high concentrations of odorous gases H<sub>2</sub>S and NH<sub>3</sub> in the exhaust air.</p> <p>4. CHP setting was undergoing fine-tuning for performance optimisation which leads to the ineffective removal of NO<sub>x</sub> at a certain period of time.</p> <p>5. According to the Contractor, the SO<sub>2</sub> exceedances recorded in the CHP could be due to the tripping of the desulphurisation column resulting in the incomplete desulphurisation of biogas in previous process.</p> <p>6. The Contractor explained that the exceedances recorded in CO, NO<sub>x</sub>, SO<sub>2</sub>, VOCs and NH<sub>3</sub> in the ASP was because the thermal combustion unit of the ASP still require tuning to optimise the combustion efficiency. In addition, the Contractor reported that the tuning of the thermal combustion unit took longer than anticipated resulting in the many exceedances recorded during the reporting period.</p> |
| Action Taken / Action to be Taken | <ul style="list-style-type: none"> <li>• Once it was identified that there was a problem with the chemical dosing system, the Contractor added the</li> </ul>  |

|   |   |
|---|---|
|   | <p>chemicals to the system manually to minimise the exceedances. The Contractor has also contacted the supplier of the chemical dosing system to carry out repairing works so that the system can function properly.</p> <ul style="list-style-type: none"> <li>• Continuous optimisation of CHP and re-adjustment of NO<sub>x</sub> control for CHP has been carried out.</li> <li>• Continuous monitoring and routine maintenance of the desulphurisation column to reduce the duration of desulphurisation column tripping.</li> <li>• Tuning of the thermal combustion unit was carried out to optimise the combustion efficiency in order to remove the pollutants in the biogas.</li> </ul> |
| <p>Remedial Works and Follow-up Actions</p> | <p>The Contractor is recommended to closely monitor the processes, including the chemical dosing system in the CAPCS, the desulphurisation process, and combustion of biogas in the ASP to avoid the reoccurrence of similar problems. MT will carry out follow-up audit regarding the progress next month.</p>   |

Prepared by: Bonia Leung, MT Representative  
 Date 14 May 2019